



Full wwPDB X-ray Structure Validation Report ⓘ

Aug 16, 2023 – 10:28 AM EDT

PDB ID : 2A69
Title : Crystal structure of the T. Thermophilus RNA polymerase holoenzyme in complex with antibiotic rifapentin
Authors : Artsimovitch, I.; Vassylyeva, M.N.; Svetlov, D.; Svetlov, V.; Perederina, A.; Igarashi, N.; Matsugaki, N.; Wakatsuki, S.; Tahirov, T.H.; Vassylyev, D.G.; RIKEN Structural Genomics/Proteomics Initiative (RSGI)
Deposited on : 2005-07-02
Resolution : 2.50 Å(reported)

This is a Full wwPDB X-ray Structure Validation Report for a publicly released PDB entry.

We welcome your comments at validation@mail.wwpdb.org

A user guide is available at

<https://www.wwpdb.org/validation/2017/XrayValidationReportHelp>

with specific help available everywhere you see the ⓘ symbol.

The types of validation reports are described at

<http://www.wwpdb.org/validation/2017/FAQs#types>.

The following versions of software and data (see [references](#) ①) were used in the production of this report:

MolProbity : 4.02b-467
Mogul : 1.8.5 (274361), CSD as541be (2020)
Xtrriage (Phenix) : 1.13
EDS : 2.35
buster-report : 1.1.7 (2018)
Percentile statistics : 20191225.v01 (using entries in the PDB archive December 25th 2019)
Refmac : 5.8.0158
CCP4 : 7.0.044 (Gargrove)
Ideal geometry (proteins) : Engh & Huber (2001)
Ideal geometry (DNA, RNA) : Parkinson et al. (1996)
Validation Pipeline (wwPDB-VP) : 2.35

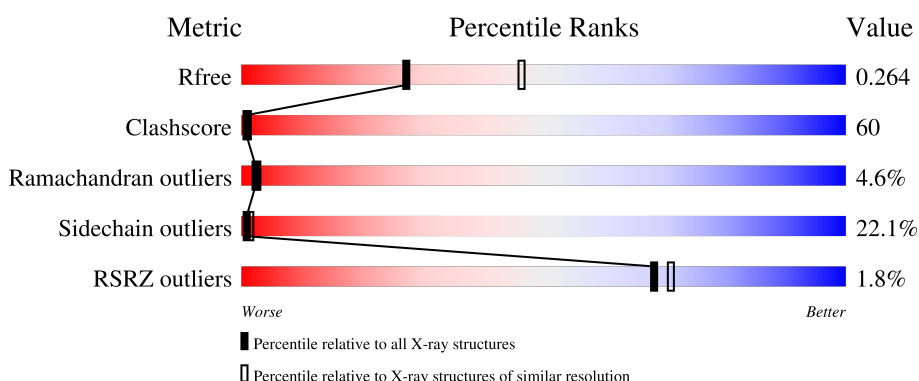
1 Overall quality at a glance i

The following experimental techniques were used to determine the structure:

X-RAY DIFFRACTION

The reported resolution of this entry is 2.50 Å.

Percentile scores (ranging between 0-100) for global validation metrics of the entry are shown in the following graphic. The table shows the number of entries on which the scores are based.



Metric	Whole archive (#Entries)	Similar resolution (#Entries, resolution range(Å))
R_{free}	130704	4661 (2.50-2.50)
Clashscore	141614	5346 (2.50-2.50)
Ramachandran outliers	138981	5231 (2.50-2.50)
Sidechain outliers	138945	5233 (2.50-2.50)
RSRZ outliers	127900	4559 (2.50-2.50)

The table below summarises the geometric issues observed across the polymeric chains and their fit to the electron density. The red, orange, yellow and green segments of the lower bar indicate the fraction of residues that contain outliers for ≥ 3 , 2, 1 and 0 types of geometric quality criteria respectively. A grey segment represents the fraction of residues that are not modelled. The numeric value for each fraction is indicated below the corresponding segment, with a dot representing fractions $\leq 5\%$. The upper red bar (where present) indicates the fraction of residues that have poor fit to the electron density. The numeric value is given above the bar.

Mol	Chain	Length	Quality of chain
1	A	315	
1	B	315	
1	K	315	
1	L	315	
2	C	1119	

Continued on next page...

Continued from previous page...

Mol	Chain	Length	Quality of chain
2	M	1119	<p>24% 59% 16%</p>
3	D	1524	<p>23% 52% 16% 9%</p>
3	N	1524	<p>25% 51% 14% 9%</p>
4	E	99	<p>5% 28% 49% 18%</p>
4	O	99	<p>27% 49% 18%</p>
5	F	423	<p>20% 46% 14% 18%</p>
5	P	423	<p>20% 49% 11% 18%</p>

2 Entry composition [i](#)

There are 9 unique types of molecules in this entry. The entry contains 60572 atoms, of which 0 are hydrogens and 0 are deuteriums.

In the tables below, the ZeroOcc column contains the number of atoms modelled with zero occupancy, the AltConf column contains the number of residues with at least one atom in alternate conformation and the Trace column contains the number of residues modelled with at most 2 atoms.

- Molecule 1 is a protein called DNA-directed RNA polymerase alpha chain.

Mol	Chain	Residues	Atoms					ZeroOcc	AltConf	Trace
			Total	C	N	O	S			
1	A	229	Total 1806	C 1153	N 313	O 337	S 3	0	0	0
1	B	229	Total 1806	C 1153	N 313	O 337	S 3	0	0	0
1	K	229	Total 1806	C 1153	N 313	O 337	S 3	0	0	0
1	L	229	Total 1806	C 1153	N 313	O 337	S 3	0	0	0

- Molecule 2 is a protein called DNA-directed RNA polymerase beta chain.

Mol	Chain	Residues	Atoms					ZeroOcc	AltConf	Trace
			Total	C	N	O	S			
2	C	1119	Total 8829	C 5581	N 1577	O 1647	S 24	0	0	0
2	M	1119	Total 8829	C 5581	N 1577	O 1647	S 24	0	0	0

- Molecule 3 is a protein called DNA-directed RNA polymerase beta' chain.

Mol	Chain	Residues	Atoms					ZeroOcc	AltConf	Trace
			Total	C	N	O	S			
3	D	1392	Total 10797	C 6819	N 1925	O 2020	S 33	0	0	0
3	N	1392	Total 10797	C 6819	N 1925	O 2020	S 33	0	0	0

- Molecule 4 is a protein called RNA polymerase omega chain.

Mol	Chain	Residues	Atoms					ZeroOcc	AltConf	Trace
			Total	C	N	O	S			
4	E	95	Total 769	C 488	N 133	O 144	S 4	0	0	0
4	O	95	Total 769	C 488	N 133	O 144	S 4	0	0	0

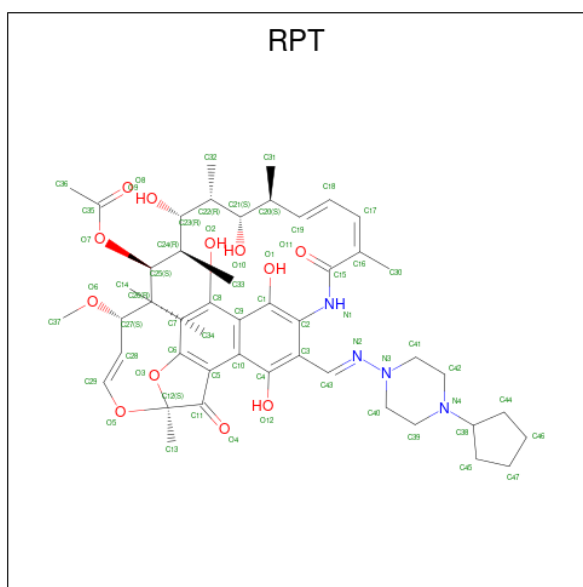
- Molecule 5 is a protein called RNA polymerase sigma factor rpoD.

Mol	Chain	Residues	Atoms					ZeroOcc	AltConf	Trace
			Total	C	N	O	S			
5	F	345	Total 2771	C 1744	N 504	O 519	S 4	0	0	0
5	P	345	Total 2771	C 1744	N 504	O 519	S 4	0	0	0

- Molecule 6 is MAGNESIUM ION (three-letter code: MG) (formula: Mg).

Mol	Chain	Residues	Atoms		ZeroOcc	AltConf
6	A	33	Total 33	Mg 33	0	0
6	B	21	Total 21	Mg 21	0	0
6	C	73	Total 73	Mg 73	0	0
6	D	106	Total 106	Mg 106	0	0
6	E	5	Total 5	Mg 5	0	0
6	F	28	Total 28	Mg 28	0	0
6	K	19	Total 19	Mg 19	0	0
6	L	17	Total 17	Mg 17	0	0
6	M	65	Total 65	Mg 65	0	0
6	N	92	Total 92	Mg 92	0	0
6	O	8	Total 8	Mg 8	0	0
6	P	20	Total 20	Mg 20	0	0

- Molecule 7 is RIFAPENTINE (three-letter code: RPT) (formula: C₄₇H₆₄N₄O₁₂).



Mol	Chain	Residues	Atoms			ZeroOcc	AltConf	
7	C	1	Total	C	N	O	0	0
			63	47	4	12		
7	M	1	Total	C	N	O	0	0
			63	47	4	12		

- Molecule 8 is ZINC ION (three-letter code: ZN) (formula: Zn).

Mol	Chain	Residues	Atoms		ZeroOcc	AltConf
8	D	2	Total	Zn	0	0
			2	2		
8	N	2	Total	Zn	0	0
			2	2		

- Molecule 9 is water.

Mol	Chain	Residues	Atoms		ZeroOcc	AltConf
9	A	239	Total	O	0	0
			239	239		
9	B	258	Total	O	0	0
			258	258		
9	C	979	Total	O	0	0
			979	979		
9	D	1252	Total	O	0	0
			1252	1252		
9	E	117	Total	O	0	0
			117	117		

Continued on next page...

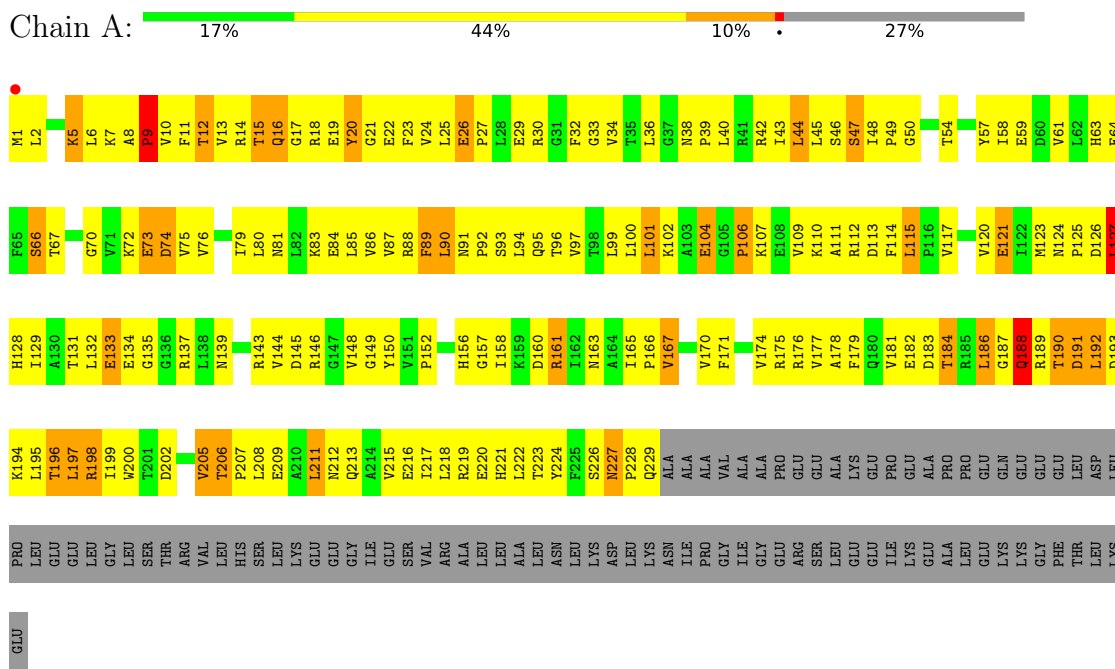
Continued from previous page...

Mol	Chain	Residues	Atoms		ZeroOcc	AltConf
9	F	420	Total 420	O 420	0	0
9	K	183	Total 183	O 183	0	0
9	L	219	Total 219	O 219	0	0
9	M	998	Total 998	O 998	0	0
9	N	1265	Total 1265	O 1265	0	0
9	O	108	Total 108	O 108	0	0
9	P	361	Total 361	O 361	0	0

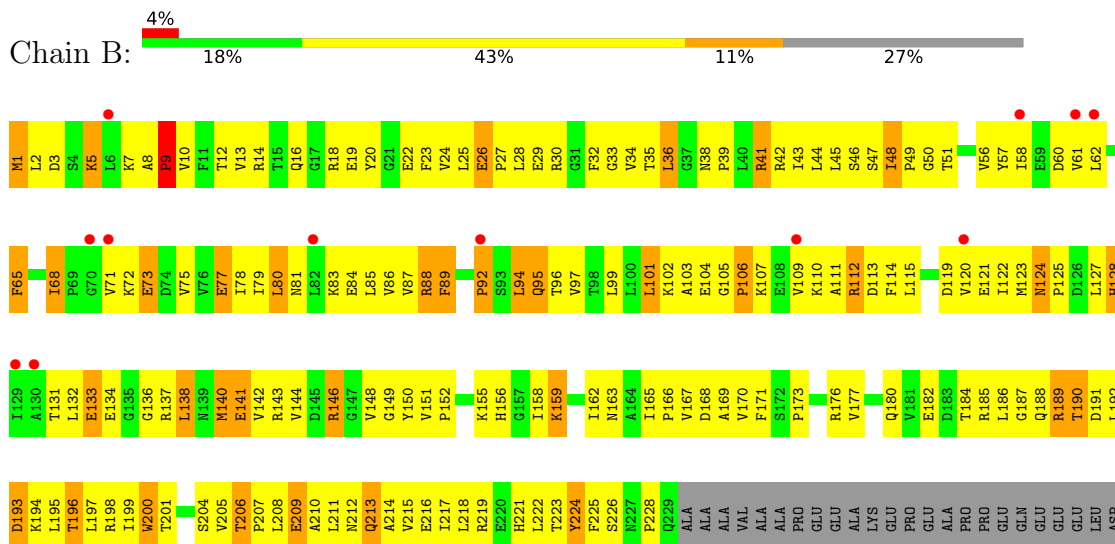
3 Residue-property plots

These plots are drawn for all protein, RNA, DNA and oligosaccharide chains in the entry. The first graphic for a chain summarises the proportions of the various outlier classes displayed in the second graphic. The second graphic shows the sequence view annotated by issues in geometry and electron density. Residues are color-coded according to the number of geometric quality criteria for which they contain at least one outlier: green = 0, yellow = 1, orange = 2 and red = 3 or more. A red dot above a residue indicates a poor fit to the electron density ($RSRZ > 2$). Stretches of 2 or more consecutive residues without any outlier are shown as a green connector. Residues present in the sample, but not in the model, are shown in grey.

- Molecule 1: DNA-directed RNA polymerase alpha chain



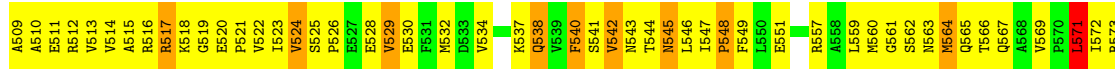
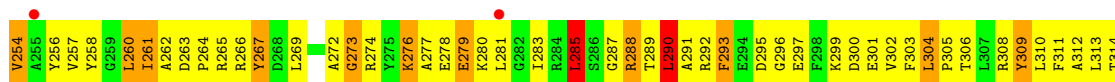
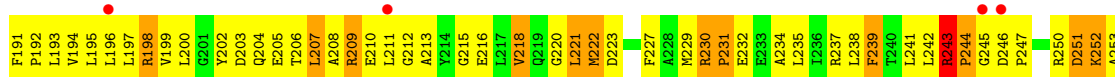
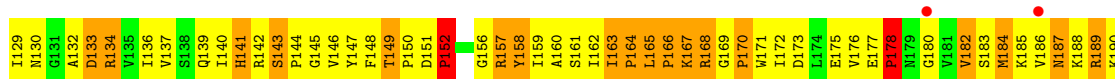
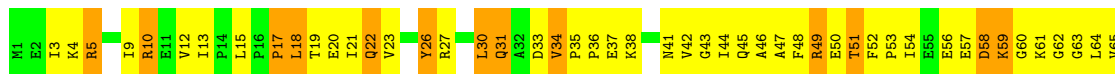
- Molecule 1: DNA-directed RNA polymerase alpha chain

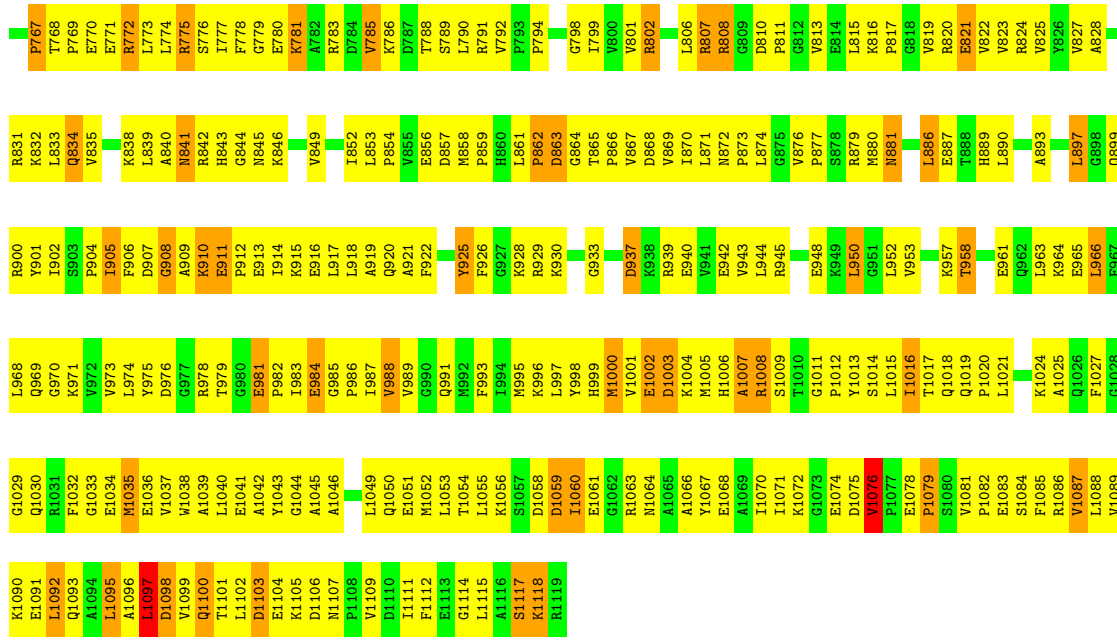


V65	V66	V67	V68	V69	V70	V71	V72	V73	V74	V75	V76	V77	V78	V79	V80	V81	V82	V83	V84	D87	T89	Y90	Q91	A92	P93	Y94	A95	A96	A97	L98	Q99	L100	I101	I102	K103	D104	I105	G106	L107	L108	K109	E110	D111	E112	V113	F114	L115	G116	H117	I118	P119	G120	M121	T122	E123	D124	G125																			
S126	F127	I128	K199	A132	D133	V134	V135	L136	V137	S138	L139	I140	H141	R142	S143	P144	G145	V146	Y147	P150	D151	P152	A153	P155	G156	R157	Y158	I159	D222	D223	S161	I162	F227	A228	L229	R230	P231	E232	E233	R168	G169	P170	H171	I172	D173	L174	E175	T240	L241	E177	P178	M179	G180	V181	V182	S183	M184	K185	A253	V186																
K188	R189	K190	L193	V194	L195	L196	L197	R198	V199	L200	G201	Y202	Y203	Q204	E205	T206	L207	A208	R209	E210	L211	G212	A213	Y214	G215	V218	L221	M222	D223	S161	I162	F227	A228	L229	R230	P231	E232	E233	R168	G169	P170	H171	I172	D173	L174	E175	T240	L241	E177	P178	M179	G180	V181	V182	S183	M184	K185	A253	V186																	
V254	A255	Y256	Y257	G258	L260	I261	A262	D263	P264	R265	V267	D268	L269	R270	E271	A272	G273	R274	Y275	K276	E279	K280	L281	Y214	L283	L285	S286	G287	L351	T288	L290	A291	R292	F293	G296	E297	F298	K299	D300	V301	V302	F303	L304	P305	T306	L307	R308	V309	L310	F311	A312	L313	T314	P377																						
P318	G319	H320	E321	V322	D323	H324	I325	G326	H327	L328	G329	N330	R331	R332	R333	R334	T335	V336	G337	E338	L339	M340	P341	Q343	F344	R345	G347	R348	A352	R353	G354	V355	R356	E357	R358	M359	L360	M361	G362	E363	E364	D365	L366	T368	P369	K371	G372	V373	N374	S375	L376	P377																								
L378	E379	A380	G381	I382	R383	E384	F385	F386	S387	R388	G389	Q390	L391	S392	R393	F394	K395	D396	E397	T398	N399	P400	S403	L404	R405	H406	R407	R408	R409	L410	S411	A412	L413	G414	P415	T419	R420	E421	M422	A423	G424	F425	D426	V427	H431	R432	T433	H434	Y435	G436	R437	L438	C439	F440	L441	E442																				
T443	P444	G445	E446	A447	N448	I449	G450	R451	V452	L453	S454	L455	A456	A457	Y458	L459	R460	R461	D462	G463	L464	G465	F466	I467	R468	T469	P470	Y471	R472	R473	V474	V478	V479	T480	M486	T487	A488	T489	E490	E491	D492	R493	Y494	T495	A496	A497	Q498	A499	G500	T501	L502	P503	E504																							
G505	N506	I507	E508	A509	A510	E511	R512	V513	L514	A515	R516	R517	K518	G519	E520	R521	R522	I523	V524	S525	D526	E527	L528	V529	E530	F531	M532	D533	V534	S535	P536	K537	Q538	S541	V542	N543	T544	I547	P548	F549	L550	E551	H552	D553	D554	A555	N556	R557	A558	E559	L559	M560	R561	G562	S563	P564	Q565	T566																		
Q567	A568	V569	P570	L571	I572	Q575	A576	P577	V578	R579	M580	L581	L582	E583	E584	E585	R586	V587	V588	R589	D590	S591	L592	A593	A594	L595	Y596	A597	E598	E599	D600	G601	V602	E603	R604	K605	V606	D607	G608	N609	R610	I611	V612	V613	R614	Y615	E616	D617	L620	B621	E622	L623	R624	D625	R626	G627	F628	Y629	S631																	
M632	Q633	G634	T635	A636	L637	D638	Q639	R640	P641	R642	V643	V644	M645	G646	Q647	R648	R649	R650	K651	G652	D653	L654	L655	A656	D657	G658	P659	G660	S661	R662	M663	G664	F665	L666	A667	G668	G669	Q670	M671	V672	L673	R674	A675	I676	M677	P678	D679	F680	Y681	V682	N683	F684	G685	T686	R687	A688	I689	S691																		
E692	E693	L694	L695	K696	R697	D698	F699	Y700	T701	S702	I703	H704	I705	E706	R707	Y708	E709	I710	E711	R712	R713	D714	L715	K716	L717	E720	I721	R722	I723	R724	D725	V726	H727	H728	L729	S730	E731	A732	L733	L734	R735	D736	L737	G738	E739	E740	G741	V742	R743	R744	F745	G746	P747	R748	A749	G750	P751	K751	G752																	
L755	G756	R757	R758	Y759	S760	F761	R762	E763	G764	E765	T766	P767	P768	P769	E770	R771	L772	L773	L774	R775	S776	I777	F778	H779	E780	K781	A782	V783	D784	L785	L786	P787	R788	V789	L790	R791	M792	P793	F794	G795	E796	G797	G798	G799	T800	R801	D802	V803	P804	L805	R806	H807	D808	I809	P810	R811	G812	H813	V814	K815	L816	R817	G818													
V819	R820	E821	B822	Y823	H824	H825	H826	A827	K828	H829	E830	F831	R832	L833	H834	H835	D836	L837	L838	L839	H840	I841	R842	H843	H844	H845	E846	V847	D848	L849	H850	L851	P852	D853	C854	T855	R856	H857	D858	C859	H860	L861	P862	D863	C864	T865	P866	V867	D868	V869	L870	R871	H872	L873	E874	E875	E876	P877	S878	H879	K880	M881	L882	L883	L884	L885										
H886	P887	H888	L889	G890	E891	R892	F893	H894	E895	D896	H897	G898	Q899	R900	Y901	I902	S903	P904	L905	F906	D907	G908	H909	A910	E911	P912	E913	L914	K915	E916	L917	L918	A919	V920	M921	H922	F923	G924	G925	H926	L927	V928	R929	I930	G931	H932	P933	F934	M1000	I1001	E1002	R1003	E1004	K1005	H1006	L1007	R1008	S1009	T1010	G1011	P1012	L1013	L1014	L1015												
H934	D937	K938	R939	E940	Y943	L944	R945	S878	E848	K949	L950	G951	L952	H953	H954	L955	H956	L957	H958	H959	D960	H961	G962	H963	H964	H965	H966	H967	H968	H969	H970	H971	H972	H973	H974	H975	H976	H977	H978	H979	H980	H981	H982	H983	H984	H985	H986	H987	H988	H989	H990	H991	H992	H993	H994	H995	H996	H997	H998	H999	M1000	I1001	E1002	R1003	E1004	K1005	H1006	L1007	R1008	S1009	T1010	G1011	P1012	L1013	L1014	L1015

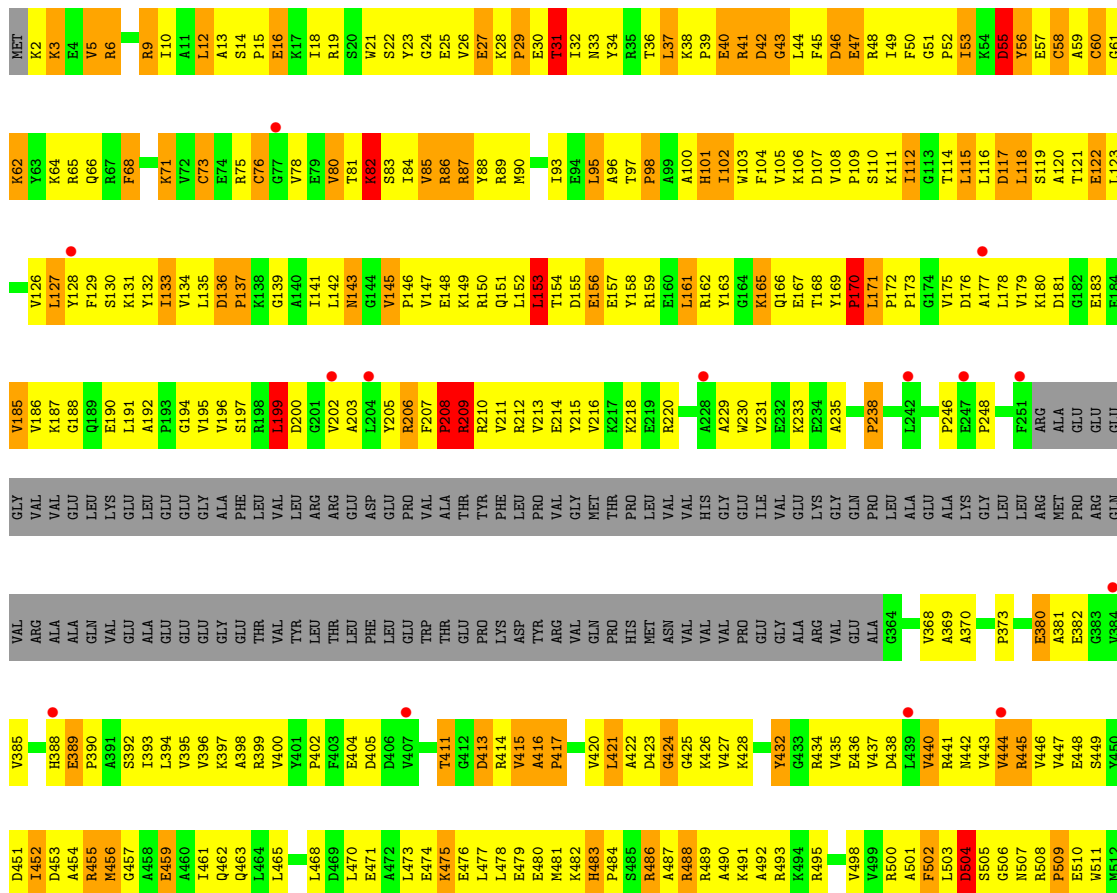


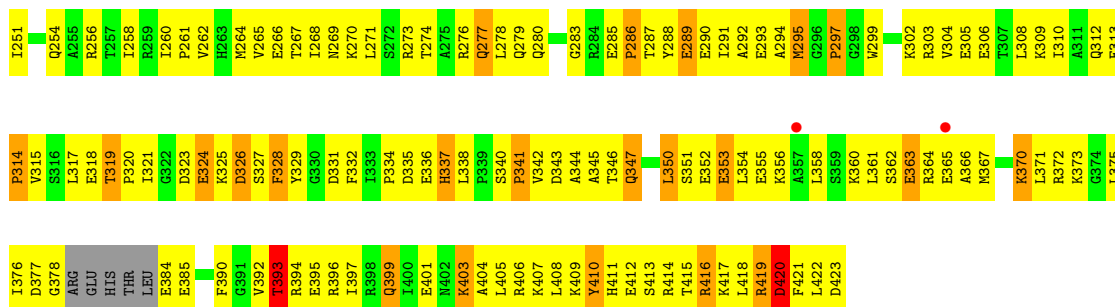
• Molecule 2: DNA-directed RNA polymerase beta chain





• Molecule 3: DNA-directed RNA polymerase beta' chain





4 Data and refinement statistics i

Property	Value	Source
Space group	P 32	Depositor
Cell constants a, b, c, α , β , γ	239.50Å 239.50Å 253.10Å 90.00° 90.00° 120.00°	Depositor
Resolution (Å)	25.00 – 2.50 24.85 – 2.50	Depositor EDS
% Data completeness (in resolution range)	(Not available) (25.00-2.50) 92.5 (24.85-2.50)	Depositor EDS
R_{merge}	0.07	Depositor
R_{sym}	(Not available)	Depositor
$\langle I/\sigma(I) \rangle$ ¹	2.13 (at 2.50Å)	Xtrriage
Refinement program	CNS 1.1	Depositor
R, R_{free}	0.230 , 0.267 0.228 , 0.264	Depositor DCC
R_{free} test set	29710 reflections (5.75%)	wwPDB-VP
Wilson B-factor (Å ²)	47.8	Xtrriage
Anisotropy	0.214	Xtrriage
Bulk solvent k_{sol} (e/Å ³), B_{sol} (Å ²)	0.27 , 76.6	EDS
L-test for twinning ²	$\langle L \rangle = 0.40$, $\langle L^2 \rangle = 0.23$	Xtrriage
Estimated twinning fraction	0.499 for -h,-k,l 0.076 for h,-h-k,-l 0.076 for -k,-h,-l	Xtrriage
F_o, F_c correlation	0.93	EDS
Total number of atoms	60572	wwPDB-VP
Average B, all atoms (Å ²)	71.0	wwPDB-VP

Xtrriage's analysis on translational NCS is as follows: *The largest off-origin peak in the Patterson function is 2.14% of the height of the origin peak. No significant pseudotranslation is detected.*

¹Intensities estimated from amplitudes.

²Theoretical values of $\langle |L| \rangle$, $\langle L^2 \rangle$ for acentric reflections are 0.5, 0.333 respectively for untwinned datasets, and 0.375, 0.2 for perfectly twinned datasets.

5 Model quality i

5.1 Standard geometry i

Bond lengths and bond angles in the following residue types are not validated in this section: RPT, MG, ZN

The Z score for a bond length (or angle) is the number of standard deviations the observed value is removed from the expected value. A bond length (or angle) with $|Z| > 5$ is considered an outlier worth inspection. RMSZ is the root-mean-square of all Z scores of the bond lengths (or angles).

Mol	Chain	Bond lengths		Bond angles	
		RMSZ	# Z >5	RMSZ	# Z >5
1	A	0.81	1/1838 (0.1%)	0.88	4/2498 (0.2%)
1	B	0.74	0/1838	0.81	2/2498 (0.1%)
1	K	0.75	0/1838	0.86	3/2498 (0.1%)
1	L	0.73	1/1838 (0.1%)	0.80	2/2498 (0.1%)
2	C	0.83	2/8997 (0.0%)	0.89	7/12164 (0.1%)
2	M	0.81	0/8997	0.88	8/12164 (0.1%)
3	D	0.84	0/10975	0.94	20/14836 (0.1%)
3	N	0.82	0/10975	0.92	17/14836 (0.1%)
4	E	0.84	0/783	0.94	0/1054
4	O	0.82	0/783	0.96	2/1054 (0.2%)
5	F	0.74	0/2812	0.82	4/3781 (0.1%)
5	P	0.71	0/2812	0.80	1/3781 (0.0%)
All	All	0.81	4/54486 (0.0%)	0.89	70/73662 (0.1%)

All (4) bond length outliers are listed below:

Mol	Chain	Res	Type	Atoms	Z	Observed(Å)	Ideal(Å)
1	A	48	ILE	C-N	6.06	1.45	1.34
1	L	172	SER	N-CA	-5.43	1.35	1.46
2	C	792	VAL	CB-CG1	-5.28	1.41	1.52
2	C	393	GLN	CD-OE1	5.25	1.35	1.24

All (70) bond angle outliers are listed below:

Mol	Chain	Res	Type	Atoms	Z	Observed(°)	Ideal(°)
3	D	1389	LEU	CA-CB-CG	8.13	133.99	115.30
1	K	211	LEU	CA-CB-CG	8.11	133.95	115.30
1	B	138	LEU	CA-CB-CG	7.70	133.00	115.30
1	A	192	LEU	CA-CB-CG	7.60	132.79	115.30
3	D	199	LEU	CA-CB-CG	-7.59	97.84	115.30

Continued on next page...

Continued from previous page...

Mol	Chain	Res	Type	Atoms	Z	Observed(°)	Ideal(°)
2	M	243	ARG	C-N-CD	-7.50	104.10	120.60
5	F	354	LEU	CA-CB-CG	7.15	131.75	115.30
3	N	705	ALA	C-N-CD	7.06	143.23	128.40
4	O	31	LEU	CA-CB-CG	7.06	131.53	115.30
3	D	1395	LEU	CA-CB-CG	6.81	130.96	115.30
1	A	90	LEU	CA-CB-CG	-6.79	99.68	115.30
3	N	199	LEU	CA-CB-CG	-6.78	99.71	115.30
3	N	1389	LEU	CA-CB-CG	6.77	130.87	115.30
2	M	571	LEU	CA-CB-CG	6.55	130.37	115.30
2	M	165	LEU	C-N-CD	-6.53	106.22	120.60
3	N	1312	LEU	CA-CB-CG	6.47	130.17	115.30
3	D	80	VAL	C-N-CA	6.43	137.77	121.70
5	P	136	LEU	CA-CB-CG	6.33	129.87	115.30
3	D	705	ALA	C-N-CD	6.30	141.63	128.40
1	K	115	LEU	CA-CB-CG	6.14	129.42	115.30
3	N	76	CYS	CA-CB-SG	6.09	124.96	114.00
3	D	73	CYS	CA-CB-SG	6.05	124.89	114.00
3	D	567	ILE	CG1-CB-CG2	-6.02	98.16	111.40
3	N	80	VAL	C-N-CA	5.96	136.59	121.70
3	N	82	LYS	C-N-CA	-5.91	106.93	121.70
2	C	620	LEU	CA-CB-CG	5.91	128.89	115.30
2	C	88	LEU	CA-CB-CG	5.89	128.85	115.30
3	N	209	ARG	N-CA-C	5.88	126.89	111.00
1	B	36	LEU	CA-CB-CG	5.79	128.60	115.30
3	N	1209	LEU	N-CA-C	-5.76	95.43	111.00
3	N	171	LEU	CA-CB-CG	5.76	128.55	115.30
1	K	2	LEU	CA-CB-CG	5.73	128.47	115.30
3	D	153	LEU	CA-CB-CG	5.72	128.45	115.30
3	D	1209	LEU	N-CA-C	-5.68	95.66	111.00
3	D	637	LEU	CA-CB-CG	5.65	128.30	115.30
1	A	127	LEU	CA-CB-CG	5.64	128.27	115.30
3	D	80	VAL	CA-C-N	-5.56	104.96	117.20
3	D	238	PRO	N-CA-CB	5.55	109.97	103.30
3	N	380	GLU	N-CA-C	-5.55	96.01	111.00
3	D	60	CYS	CA-CB-SG	5.53	123.95	114.00
2	M	100	LEU	CA-CB-CG	5.50	127.94	115.30
5	F	136	LEU	CA-CB-CG	5.49	127.92	115.30
3	D	208	PRO	CA-N-CD	-5.46	103.86	111.50
3	D	380	GLU	N-CA-C	-5.41	96.39	111.00
3	D	209	ARG	N-CA-C	5.41	125.59	111.00
3	N	80	VAL	CA-C-N	-5.38	105.36	117.20
2	M	728	HIS	N-CA-C	5.36	125.48	111.00

Continued on next page...

Continued from previous page...

Mol	Chain	Res	Type	Atoms	Z	Observed(°)	Ideal(°)
2	C	243	ARG	C-N-CD	-5.35	108.83	120.60
3	D	813	LEU	CA-CB-CG	5.33	127.57	115.30
1	L	132	LEU	CA-CB-CG	5.31	127.52	115.30
5	F	361	LEU	CA-CB-CG	5.30	127.48	115.30
1	L	171	PHE	C-N-CA	-5.27	108.53	121.70
3	D	248	PRO	N-CA-CB	5.25	109.60	103.30
3	D	708	LEU	CA-CB-CG	-5.25	103.23	115.30
3	D	1468	LEU	CA-CB-CG	5.22	127.31	115.30
2	M	207	LEU	CA-CB-CG	5.21	127.28	115.30
3	N	554	LEU	CA-CB-CG	5.20	127.27	115.30
2	C	165	LEU	C-N-CD	-5.20	109.16	120.60
2	C	737	LEU	CA-CB-CG	5.17	127.20	115.30
5	F	91	VAL	C-N-CD	5.12	139.15	128.40
4	O	49	GLN	N-CA-C	5.12	124.81	111.00
3	N	208	PRO	CA-N-CD	-5.11	104.34	111.50
2	C	728	HIS	N-CA-C	5.11	124.79	111.00
3	N	238	PRO	N-CA-CB	5.11	109.43	103.30
1	A	115	LEU	CA-CB-CG	5.08	127.00	115.30
2	M	58	ASP	C-N-CA	5.08	134.39	121.70
2	M	285	LEU	CA-CB-CG	5.08	126.98	115.30
2	C	917	LEU	CA-CB-CG	-5.04	103.70	115.30
3	N	248	PRO	N-CA-CB	5.04	109.35	103.30
3	N	637	LEU	CA-CB-CG	5.00	126.81	115.30

There are no chirality outliers.

There are no planarity outliers.

5.2 Too-close contacts

In the following table, the Non-H and H(model) columns list the number of non-hydrogen atoms and hydrogen atoms in the chain respectively. The H(added) column lists the number of hydrogen atoms added and optimized by MolProbity. The Clashes column lists the number of clashes within the asymmetric unit, whereas Symm-Clashes lists symmetry-related clashes.

Mol	Chain	Non-H	H(model)	H(added)	Clashes	Symm-Clashes
1	A	1806	0	1861	232	0
1	B	1806	0	1861	216	0
1	K	1806	0	1861	173	0
1	L	1806	0	1861	186	0
2	C	8829	0	8933	1215	0
2	M	8829	0	8933	1174	0

Continued on next page...

Continued from previous page...

Mol	Chain	Non-H	H(model)	H(added)	Clashes	Symm-Clashes
3	D	10797	0	10873	1490	0
3	N	10797	0	10873	1288	0
4	E	769	0	775	89	0
4	O	769	0	775	95	0
5	F	2771	0	2844	346	0
5	P	2771	0	2844	352	0
6	A	33	0	0	0	0
6	B	21	0	0	0	0
6	C	73	0	0	0	0
6	D	106	0	0	0	0
6	E	5	0	0	0	0
6	F	28	0	0	0	0
6	K	19	0	0	0	0
6	L	17	0	0	0	0
6	M	65	0	0	0	0
6	N	92	0	0	0	0
6	O	8	0	0	0	0
6	P	20	0	0	0	0
7	C	63	0	62	6	0
7	M	63	0	62	7	0
8	D	2	0	0	0	0
8	N	2	0	0	0	0
9	A	239	0	0	50	0
9	B	258	0	0	46	0
9	C	979	0	0	224	0
9	D	1252	0	0	277	0
9	E	117	0	0	28	0
9	F	420	0	0	94	0
9	K	183	0	0	39	0
9	L	219	0	0	46	0
9	M	998	0	0	249	0
9	N	1265	0	0	250	0
9	O	108	0	0	26	0
9	P	361	0	0	78	0
All	All	60572	0	54418	6470	0

The all-atom clashscore is defined as the number of clashes found per 1000 atoms (including hydrogen atoms). The all-atom clashscore for this structure is 60.

All (6470) close contacts within the same asymmetric unit are listed below, sorted by their clash magnitude.

Atom-1	Atom-2	Interatomic distance (Å)	Clash overlap (Å)
1:A:95:GLN:HA	1:A:146:ARG:HH12	1.07	1.11
2:M:952:LEU:HD12	2:M:969:GLN:HE22	1.13	1.11
3:D:1087:ARG:HG2	3:D:1234:THR:HA	1.27	1.07
1:B:152:PRO:HD2	1:B:155:LYS:HD3	1.36	1.05
2:M:605:LYS:HB2	2:M:610:ARG:HH12	1.16	1.05
3:D:1481:VAL:HG11	4:E:18:ARG:HA	1.41	1.03
1:B:86:VAL:HG12	1:B:124:ASN:HD22	1.24	1.02
2:C:274:ARG:HD2	2:C:285:LEU:HD22	1.37	1.02
2:C:775:ARG:HH21	2:C:782:ALA:HB1	1.24	1.02
5:F:94:LEU:HD22	5:F:97:GLU:HG2	1.39	1.01
3:N:783:ARG:HH21	3:N:1029:ARG:HD3	1.26	1.01
2:C:110:GLU:HG2	2:C:369:PRO:HB3	1.42	1.00
3:N:197:SER:HB3	3:N:203:ALA:HB3	1.42	1.00
2:M:110:GLU:HG2	2:M:369:PRO:HG3	1.40	1.00
3:D:197:SER:HB3	3:D:203:ALA:HB3	1.43	1.00
3:N:210:ARG:HH11	3:N:398:ALA:HB3	1.26	0.99
3:N:1144:LEU:HD12	3:N:1171:VAL:HG13	1.43	0.99
3:N:52:PRO:HB2	3:N:80:VAL:HG13	1.45	0.99
3:N:1036:ARG:HH21	3:N:1042:ARG:HA	1.28	0.98
3:D:422:ALA:HB3	3:D:427:VAL:HG22	1.45	0.98
2:C:724:ARG:HG3	2:C:741:GLY:H	1.27	0.97
3:N:422:ALA:HB3	3:N:427:VAL:HG22	1.45	0.97
5:F:268:ILE:HA	5:F:271:LEU:HD12	1.45	0.97
2:M:1114:GLY:H	2:M:1115:LEU:HD12	1.26	0.97
2:M:1092:LEU:HD13	2:M:1099:VAL:HG21	1.47	0.97
1:L:88:ARG:HB3	1:L:88:ARG:HH11	1.29	0.96
3:N:423:ASP:HB2	5:P:178:ARG:HD2	1.45	0.96
2:M:905:ILE:H	2:M:905:ILE:HD12	1.31	0.95
2:M:169:GLY:HA2	2:M:263:ASP:HB3	1.48	0.95
2:M:404:LEU:HA	2:M:407:LYS:HD3	1.47	0.95
3:D:214:GLU:HB2	3:D:390:PRO:HD2	1.49	0.95
2:C:846:LYS:HD3	3:D:741:ASP:HB2	1.47	0.94
2:C:413:LEU:HD21	2:C:448:ASN:HD21	1.31	0.94
3:D:118:LEU:HB3	3:D:123:LEU:HD22	1.46	0.94
2:C:1114:GLY:H	2:C:1115:LEU:HD12	1.31	0.94
3:D:119:SER:HB2	3:D:123:LEU:H	1.32	0.94
3:D:1095:THR:HG23	3:D:1230:GLY:HA3	1.46	0.94
1:B:57:TYR:HB3	1:B:141:GLU:HG3	1.49	0.94
2:C:150:PRO:HA	2:C:158:TYR:HB3	1.50	0.94
3:D:191:LEU:HD12	3:D:211:VAL:HG21	1.47	0.94
3:N:1210:SER:HA	9:N:9537:HOH:O	1.68	0.94
2:C:689:VAL:HB	2:C:870:ILE:HG13	1.50	0.94

Continued on next page...

Continued from previous page...

Atom-1	Atom-2	Interatomic distance (Å)	Clash overlap (Å)
3:D:1310:ARG:HE	3:D:1327:ARG:HB3	1.33	0.94
2:M:1018:GLN:HE21	2:M:1060:ILE:HD11	1.28	0.94
3:N:637:LEU:HD21	3:N:642:CYS:HA	1.50	0.94
3:N:928:ALA:HA	3:N:931:LEU:HD12	1.50	0.94
3:N:1205:TYR:HD2	3:N:1215:VAL:HG21	1.32	0.93
2:C:329:GLY:HA3	2:C:489:THR:HG23	1.47	0.93
2:C:987:ILE:HG23	3:D:948:THR:HG21	1.48	0.93
3:N:1262:LEU:HD21	3:N:1351:GLU:HG3	1.51	0.93
3:N:1481:VAL:HG11	4:O:18:ARG:HA	1.48	0.93
3:D:1468:LEU:HD22	3:D:1470:ARG:HB2	1.51	0.92
5:P:371:LEU:HD22	5:P:375:LEU:HD22	1.52	0.92
3:N:1314:LYS:HZ2	3:N:1314:LYS:H	1.17	0.92
1:A:63:HIS:HB3	2:C:746:GLY:HA2	1.50	0.92
2:C:54:ILE:HD11	2:C:356:ARG:HG2	1.52	0.92
3:N:1101:VAL:HG21	3:N:1424:VAL:HG22	1.49	0.91
3:D:87:ARG:HB3	3:D:523:ASP:HB2	1.51	0.91
5:P:163:LEU:HD13	5:P:174:LEU:HD21	1.49	0.91
3:N:572:ARG:HH22	5:P:83:GLN:HG3	1.36	0.91
2:C:328:LEU:HD13	2:C:433:THR:HB	1.51	0.90
3:D:148:GLU:HB3	3:D:151:GLN:HB2	1.53	0.90
2:C:358:ARG:HH22	2:C:374:ASN:HB3	1.36	0.90
1:A:14:ARG:HH21	1:A:22:GLU:HB3	1.35	0.90
2:M:791:ARG:HB3	9:M:9759:HOH:O	1.71	0.90
3:D:145:VAL:HG22	3:D:146:PRO:HD2	1.53	0.90
4:E:67:GLU:HB2	4:E:73:LEU:HD11	1.52	0.90
2:M:289:THR:HG22	2:M:290:LEU:HD23	1.54	0.90
2:M:979:THR:HG23	2:M:981:GLU:H	1.37	0.90
3:D:41:ARG:HD3	3:D:42:ASP:H	1.37	0.89
1:L:57:TYR:HB3	1:L:141:GLU:HG3	1.53	0.89
2:C:93:PRO:HA	9:C:9729:HOH:O	1.71	0.89
3:D:871:LYS:HE3	3:D:873:LEU:HD21	1.54	0.89
3:D:1326:THR:HA	9:D:9756:HOH:O	1.71	0.89
2:C:479:VAL:HG21	2:C:503:LEU:HD11	1.55	0.89
2:C:211:LEU:HD11	2:C:308:ARG:HB2	1.54	0.88
3:D:1057:VAL:HG13	3:D:1069:GLU:HB3	1.55	0.88
2:C:860:HIS:HB2	9:C:9519:HOH:O	1.72	0.88
3:D:1096:ARG:HH11	3:D:1096:ARG:HB2	1.36	0.88
2:M:964:LYS:O	2:M:968:LEU:HG	1.72	0.88
5:P:394:ARG:HA	5:P:397:ILE:HD12	1.54	0.88
5:F:88:ILE:HD13	5:F:193:ARG:HB2	1.54	0.88
3:D:520:LEU:HD12	3:D:521:PRO:HD2	1.56	0.88

Continued on next page...

Continued from previous page...

Atom-1	Atom-2	Interatomic distance (Å)	Clash overlap (Å)
2:M:92:ALA:HB2	2:M:120:LEU:HD11	1.55	0.88
2:M:146:VAL:HG22	2:M:162:ILE:HA	1.56	0.88
2:C:671:ASN:H	2:C:671:ASN:ND2	1.70	0.88
2:C:979:THR:HG23	2:C:981:GLU:H	1.39	0.88
3:D:572:ARG:HH21	5:F:83:GLN:HE21	1.21	0.88
3:N:133:ILE:HG21	3:N:454:ALA:HB1	1.52	0.88
3:D:973:GLN:HA	3:D:976:GLN:HE21	1.34	0.88
3:N:18:ILE:HG23	3:N:518:PRO:HG3	1.56	0.87
3:N:978:TYR:HA	9:N:9888:HOH:O	1.72	0.87
5:P:88:ILE:HD13	5:P:193:ARG:HB2	1.55	0.87
3:D:906:GLN:HB3	3:D:911:LEU:HD11	1.54	0.87
2:C:945:ARG:HB3	2:C:945:ARG:HH11	1.37	0.87
3:N:566:ILE:HD11	5:P:192:LEU:HD21	1.54	0.87
5:F:125:ASP:HA	5:F:128:ARG:NH1	1.90	0.87
2:M:144:PRO:HA	2:M:163:ILE:HG12	1.57	0.87
2:C:724:ARG:HH12	2:C:734:LEU:HD23	1.37	0.87
2:C:671:ASN:HD22	2:C:671:ASN:N	1.71	0.86
1:K:186:LEU:HB2	1:K:192:LEU:HD11	1.55	0.86
5:P:260:ILE:HG23	5:P:264:MET:HB2	1.57	0.86
1:A:95:GLN:HA	1:A:146:ARG:NH1	1.88	0.86
2:C:66:LEU:HD22	2:C:372:LEU:HD23	1.57	0.86
3:D:18:ILE:HG23	3:D:518:PRO:HG3	1.58	0.86
2:C:671:ASN:H	2:C:671:ASN:HD22	0.91	0.86
2:C:1060:ILE:HD12	2:C:1063:ARG:HH12	1.38	0.86
3:D:57:GLU:HG3	3:D:64:LYS:HG2	1.57	0.86
1:L:112:ARG:HB3	1:L:112:ARG:HH11	1.38	0.86
2:M:165:LEU:O	2:M:265:ARG:HB2	1.76	0.86
2:M:129:ILE:HD13	2:M:134:ARG:HB2	1.55	0.85
3:N:119:SER:HB2	3:N:123:LEU:H	1.39	0.85
1:A:67:THR:HA	9:A:9598:HOH:O	1.75	0.85
2:C:579:VAL:HB	2:C:890:LEU:HD22	1.55	0.85
5:F:160:ASP:HA	5:F:163:LEU:HD12	1.58	0.85
1:A:186:LEU:HB2	1:A:192:LEU:HD11	1.58	0.85
1:B:87:VAL:HG21	1:B:144:VAL:HG11	1.57	0.85
3:D:1232:PRO:HB3	3:D:1361:VAL:HG21	1.58	0.85
3:D:560:GLN:HG2	5:F:218:GLN:HE22	1.39	0.85
2:C:135:VAL:HG11	2:C:407:LYS:HA	1.59	0.85
2:M:134:ARG:HH21	2:M:393:GLN:HA	1.41	0.85
2:C:49:ARG:HH11	2:C:49:ARG:HB2	1.41	0.85
2:C:874:LEU:HD21	3:D:787:LEU:HD22	1.59	0.84
4:E:85:LEU:HA	9:E:9594:HOH:O	1.77	0.84

Continued on next page...

Continued from previous page...

Atom-1	Atom-2	Interatomic distance (Å)	Clash overlap (Å)
2:C:433:THR:HG21	2:C:488:ALA:HB1	1.59	0.84
5:F:101:GLU:HA	9:F:9749:HOH:O	1.76	0.84
5:P:358:LEU:HD13	5:P:370:LYS:HG3	1.57	0.84
3:N:1380:GLU:HB3	3:N:1418:LYS:HG3	1.59	0.84
2:C:1005:MET:HB3	3:D:724:GLN:HE22	1.43	0.84
3:D:1223:ILE:H	3:D:1223:ILE:HD12	1.42	0.84
3:D:1160:LEU:HD11	3:D:1174:LEU:HD21	1.58	0.84
3:D:1209:LEU:HD21	4:E:16:LYS:NZ	1.92	0.84
3:D:1466:VAL:HG23	3:D:1472:ILE:HD11	1.58	0.84
3:D:44:LEU:HB3	3:D:525:ARG:HH21	1.43	0.84
2:M:1038:TRP:HE1	3:N:1463:LYS:HZ1	1.24	0.84
3:N:565:ILE:H	3:N:565:ILE:HD12	1.41	0.84
2:M:589:ARG:HH11	2:M:589:ARG:HB2	1.42	0.83
2:M:675:ALA:HA	2:M:989:VAL:HG12	1.58	0.83
3:D:86:ARG:O	3:D:522:PRO:HD2	1.77	0.83
2:C:953:VAL:HG13	2:C:966:LEU:HD13	1.59	0.83
2:C:656:ALA:HB3	9:C:2223:HOH:O	1.79	0.83
3:N:168:THR:HG22	3:N:170:PRO:HD2	1.61	0.83
3:N:785:ILE:H	3:N:785:ILE:HD12	1.42	0.83
2:C:232:GLU:HA	2:C:235:LEU:HD12	1.59	0.83
2:C:362:GLY:HA3	2:C:367:LEU:HD23	1.60	0.83
2:C:524:VAL:HG13	2:C:528:GLU:HB2	1.61	0.83
1:A:178:ALA:HB3	1:A:198:ARG:HG3	1.59	0.82
3:D:513:ILE:HG23	9:D:9966:HOH:O	1.77	0.82
2:C:943:VAL:HG23	2:C:985:GLY:H	1.43	0.82
5:F:191:ASN:HA	5:F:194:LEU:HD23	1.59	0.82
2:M:115:LEU:HD22	2:M:373:VAL:HG11	1.60	0.82
2:M:1096:ALA:O	3:N:13:ALA:HB2	1.79	0.82
2:C:47:ALA:HB1	2:C:345:ARG:HB3	1.61	0.82
3:D:209:ARG:HD2	3:D:210:ARG:HG2	1.62	0.82
3:N:214:GLU:HB2	3:N:390:PRO:HD2	1.60	0.82
3:N:704:ARG:HG3	3:N:736:PHE:HB3	1.60	0.82
2:M:51:THR:HG21	9:M:2064:HOH:O	1.80	0.82
3:N:186:VAL:HG21	3:N:213:VAL:HB	1.62	0.82
5:P:160:ASP:HA	5:P:163:LEU:HD12	1.62	0.82
5:P:166:LEU:HB3	5:P:170:HIS:HB2	1.59	0.82
3:N:55:ASP:HA	3:N:82:LYS:HG3	1.61	0.82
3:N:105:VAL:HG21	3:N:128:TYR:HE2	1.43	0.82
3:N:558:LEU:HD13	5:P:145:PRO:HB3	1.60	0.82
3:N:796:ARG:HH11	3:N:861:GLN:HB2	1.44	0.82
5:F:130:VAL:HG21	5:F:159:ILE:HG21	1.59	0.82

Continued on next page...

Continued from previous page...

Atom-1	Atom-2	Interatomic distance (Å)	Clash overlap (Å)
2:M:157:ARG:HD2	2:M:314:THR:HG22	1.62	0.82
2:M:447:ALA:HA	3:N:1085:ALA:HB1	1.62	0.81
1:A:87:VAL:HG21	1:A:144:VAL:HG11	1.62	0.81
3:D:699:VAL:H	3:D:756:GLN:NE2	1.77	0.81
3:N:165:LYS:HB3	3:N:395:VAL:HG11	1.60	0.81
1:A:133:GLU:HG2	1:A:134:GLU:H	1.46	0.81
3:D:1465:ASN:HD21	3:D:1470:ARG:HH11	1.25	0.81
5:F:291:ILE:HG21	5:F:304:VAL:HG11	1.62	0.81
1:K:35:THR:HG21	1:L:43:ILE:HD11	1.62	0.81
3:D:671:LYS:HG3	5:F:422:LEU:HA	1.60	0.81
2:M:436:GLY:HA2	2:M:538:GLN:O	1.78	0.81
2:C:672:VAL:HG23	2:C:868:ASP:HB2	1.62	0.81
2:C:457:ALA:HB3	2:C:538:GLN:HA	1.60	0.81
3:D:1101:VAL:HG21	3:D:1424:VAL:HG22	1.60	0.81
1:A:195:LEU:HD11	1:A:197:LEU:HD22	1.61	0.81
3:D:73:CYS:HB3	3:D:76:CYS:O	1.81	0.81
2:M:707:ARG:HH12	2:M:709:GLU:HB2	1.44	0.81
2:C:244:PRO:HD2	2:C:245:GLY:H	1.46	0.81
2:C:512:ARG:HB3	2:C:523:ILE:HD11	1.62	0.81
2:C:949:LYS:HD2	3:D:796:ARG:HH21	1.44	0.81
1:L:22:GLU:HG2	1:L:198:ARG:HG2	1.62	0.81
3:N:1123:PHE:HE2	3:N:1184:GLN:HA	1.46	0.81
3:D:530:VAL:HB	3:D:534:ARG:HB2	1.61	0.81
2:C:10:ARG:HA	2:C:10:ARG:HH11	1.45	0.80
2:M:462:ASP:HB3	2:M:468:ARG:HD2	1.62	0.80
2:M:904:PRO:HD2	2:M:908:GLY:HA2	1.63	0.80
3:N:148:GLU:HB3	3:N:151:GLN:HB2	1.61	0.80
2:C:675:ALA:HA	2:C:989:VAL:HG12	1.62	0.80
3:D:152:LEU:HD23	3:D:152:LEU:H	1.44	0.80
2:M:227:PHE:HA	2:M:230:ARG:HE	1.46	0.80
1:L:185:ARG:HG3	1:L:190:THR:HG22	1.62	0.80
2:M:890:LEU:HD12	2:M:914:ILE:HD13	1.61	0.80
3:N:1352:ILE:O	3:N:1355:VAL:HG23	1.81	0.80
3:D:1359:GLN:HB3	9:D:9531:HOH:O	1.81	0.80
3:D:487:ALA:HB3	9:D:9629:HOH:O	1.81	0.80
3:D:584:ASN:HD22	3:D:585:GLY:N	1.80	0.80
3:D:720:LEU:H	3:D:720:LEU:HD12	1.47	0.80
2:M:83:CYS:HA	2:M:88:LEU:HB3	1.64	0.80
1:A:206:THR:HG22	1:A:209:GLU:HG3	1.63	0.80
3:D:550:ARG:HA	9:D:9572:HOH:O	1.80	0.80
2:M:728:HIS:HB3	2:M:729:LEU:HD12	1.64	0.80

Continued on next page...

Continued from previous page...

Atom-1	Atom-2	Interatomic distance (Å)	Clash overlap (Å)
5:F:394:ARG:HA	5:F:397:ILE:HD12	1.62	0.80
1:K:24:VAL:HG22	1:K:196:THR:HB	1.64	0.80
3:D:153:LEU:HD12	3:D:154:THR:N	1.97	0.80
3:D:601:ARG:HD2	5:F:328:PHE:HE1	1.46	0.80
5:P:94:LEU:HB2	5:P:98:GLU:HG3	1.64	0.79
2:C:873:PRO:HG2	3:D:947:ILE:HD12	1.64	0.79
3:D:397:LYS:HG2	9:D:9991:HOH:O	1.82	0.79
1:L:214:ALA:HA	1:L:217:ILE:HD12	1.64	0.79
3:N:86:ARG:O	3:N:522:PRO:HD2	1.81	0.79
2:C:292:ARG:HD2	2:C:299:LYS:HE2	1.64	0.79
5:P:85:LEU:HA	5:P:88:ILE:HD12	1.65	0.79
2:C:36:PRO:HG2	2:C:70:GLU:HB3	1.63	0.79
3:N:1205:TYR:CD2	3:N:1215:VAL:HG21	2.17	0.79
1:B:176:ARG:HH22	3:D:884:ARG:HD3	1.47	0.79
2:C:773:LEU:HB2	5:F:373:LYS:HB3	1.64	0.79
3:D:704:ARG:HE	3:D:705:ALA:H	1.28	0.79
3:D:41:ARG:HH11	3:D:42:ASP:HB2	1.47	0.79
2:C:83:CYS:HA	2:C:88:LEU:HB3	1.64	0.79
1:K:227:ASN:HD22	1:K:227:ASN:H	1.30	0.79
2:M:676:ILE:HD12	2:M:871:LEU:HB2	1.63	0.79
3:N:1160:LEU:HD11	3:N:1174:LEU:HD21	1.64	0.79
3:D:697:GLY:HA2	9:D:2528:HOH:O	1.83	0.79
3:D:400:VAL:HG21	3:D:441:ARG:HH11	1.49	0.78
3:D:908:LYS:HB3	3:D:1027:GLY:HA3	1.65	0.78
2:M:333:ILE:HB	9:M:9987:HOH:O	1.84	0.78
3:N:1223:ILE:H	3:N:1223:ILE:HD12	1.47	0.78
3:D:9:ARG:HH12	3:D:506:GLY:HA2	1.48	0.78
3:N:26:VAL:HG11	3:N:44:LEU:HD23	1.64	0.78
2:C:690:ILE:HG23	2:C:852:ILE:HG23	1.64	0.78
2:M:326:ASP:HA	2:M:331:ARG:HD3	1.64	0.78
3:N:628:ARG:HD3	3:N:744:GLN:NE2	1.97	0.78
3:N:806:PHE:CE1	3:N:813:LEU:HB3	2.18	0.78
2:C:343:GLN:HG2	2:C:385:PHE:HB2	1.66	0.78
3:D:1045:MET:HG2	3:D:1073:SER:HA	1.65	0.78
3:N:1045:MET:HG2	3:N:1073:SER:HA	1.65	0.78
5:P:268:ILE:HA	5:P:271:LEU:HD12	1.65	0.78
2:C:462:ASP:HB3	2:C:468:ARG:HD2	1.66	0.78
1:K:42:ARG:HH12	2:M:857:ASP:HB3	1.49	0.78
3:D:1258:ARG:CZ	3:D:1262:LEU:HD11	2.13	0.78
1:L:13:VAL:HG11	1:L:208:LEU:HD11	1.65	0.78
2:C:455:LEU:HD12	2:C:459:ALA:HB3	1.66	0.78

Continued on next page...

Continued from previous page...

Atom-1	Atom-2	Interatomic distance (Å)	Clash overlap (Å)
3:D:1381:VAL:HB	3:D:1389:LEU:O	1.84	0.78
2:M:329:GLY:HA3	2:M:489:THR:HG23	1.65	0.78
2:M:250:ARG:HG2	2:M:253:ALA:HB3	1.66	0.78
3:D:1109:GLU:HG2	3:D:1201:CYS:HA	1.65	0.78
1:K:123:MET:HG2	9:K:3485:HOH:O	1.82	0.78
2:M:707:ARG:HD2	2:M:824:ARG:HD3	1.65	0.78
2:M:724:ARG:HG3	2:M:741:GLY:H	1.49	0.78
2:C:144:PRO:HA	2:C:163:ILE:HG12	1.64	0.78
3:D:637:LEU:HD21	3:D:642:CYS:HA	1.66	0.77
2:M:833:LEU:HD11	2:M:849:VAL:HG21	1.65	0.77
2:C:41:ASN:HD22	2:C:41:ASN:H	1.29	0.77
5:F:117:SER:HA	9:F:9599:HOH:O	1.84	0.77
2:M:771:GLU:O	2:M:775:ARG:HG2	1.85	0.77
2:M:879:ARG:HH12	3:N:1029:ARG:NH2	1.83	0.77
1:A:198:ARG:HG2	9:A:9490:HOH:O	1.85	0.77
2:M:312:ALA:HB1	2:M:318:PRO:HG2	1.66	0.77
2:M:601:GLY:HA2	2:M:616:GLU:HG2	1.66	0.77
3:N:984:THR:HG22	3:N:987:GLU:HG3	1.66	0.77
1:A:133:GLU:HG2	1:A:134:GLU:N	2.00	0.77
2:C:405:ARG:HH12	2:C:563:ASN:ND2	1.83	0.77
1:K:54:THR:CG2	1:K:158:ILE:HG13	2.15	0.77
2:M:897:LEU:HB3	2:M:899:GLN:HE21	1.50	0.77
3:N:35:ARG:HD2	3:N:36:THR:H	1.47	0.77
3:N:53:ILE:HG23	3:N:54:LYS:H	1.48	0.77
1:A:126:ASP:HB2	9:A:9492:HOH:O	1.85	0.77
3:N:58:CYS:HA	3:N:78:VAL:HG11	1.66	0.77
2:C:1054:THR:HG21	2:C:1079:PRO:HB3	1.66	0.77
5:F:125:ASP:HA	5:F:128:ARG:HH12	1.48	0.77
5:P:132:ARG:HH11	5:P:136:LEU:HD21	1.50	0.77
3:N:396:VAL:HG21	3:N:447:VAL:HB	1.67	0.77
3:N:488:ARG:NH1	3:N:488:ARG:HB3	2.00	0.77
3:D:1194:CYS:HB3	3:D:1373:ARG:NH2	1.99	0.77
5:F:411:HIS:HA	5:F:414:ARG:HG3	1.67	0.77
3:N:906:GLN:HB3	3:N:911:LEU:HD11	1.66	0.77
3:N:1123:PHE:CE2	3:N:1184:GLN:HA	2.19	0.77
3:N:1277:ILE:HA	9:N:9881:HOH:O	1.84	0.77
3:D:631:ILE:HG21	3:D:745:MET:HG3	1.66	0.77
5:F:196:VAL:HG22	5:F:213:ILE:HD13	1.66	0.77
2:M:232:GLU:HA	2:M:235:LEU:HD12	1.65	0.77
3:D:1236:LEU:HD11	3:D:1356:TYR:HE1	1.49	0.77
1:K:198:ARG:HD3	1:K:200:TRP:HH2	1.50	0.77

Continued on next page...

Continued from previous page...

Atom-1	Atom-2	Interatomic distance (Å)	Clash overlap (Å)
3:N:67:ARG:HB2	5:P:375:LEU:HD11	1.66	0.76
3:D:1311:LEU:HA	9:D:9756:HOH:O	1.85	0.76
5:F:136:LEU:HD11	9:F:9565:HOH:O	1.84	0.76
2:C:903:SER:HA	9:C:2024:HOH:O	1.84	0.76
2:C:1098:ASP:HB2	3:D:21:TRP:HZ2	1.48	0.76
3:D:194:GLY:H	3:D:206:ARG:HA	1.50	0.76
1:L:206:THR:HG22	1:L:209:GLU:H	1.49	0.76
2:M:332:ARG:HD3	9:M:9675:HOH:O	1.86	0.76
2:M:997:LEU:HG	9:M:9828:HOH:O	1.83	0.76
3:N:217:LYS:HA	9:N:2156:HOH:O	1.85	0.76
3:N:1147:ARG:HB3	3:N:1188:VAL:HG21	1.65	0.76
1:A:110:LYS:HG3	9:A:9494:HOH:O	1.86	0.76
3:D:133:ILE:HG23	3:D:456:MET:SD	2.26	0.76
1:K:178:ALA:HB3	1:K:198:ARG:HG3	1.66	0.76
1:L:205:VAL:HG23	9:L:3448:HOH:O	1.85	0.76
3:N:141:ILE:HD13	3:N:450:TYR:HB2	1.67	0.76
1:B:206:THR:HG22	1:B:209:GLU:HB2	1.66	0.76
5:P:131:VAL:HG12	5:P:181:GLU:HG3	1.68	0.76
3:D:1175:ILE:O	3:D:1179:GLU:HG3	1.86	0.76
5:F:75:ILE:HG22	9:F:9601:HOH:O	1.85	0.76
3:N:1197:ARG:HG3	3:N:1198:TYR:H	1.49	0.76
2:M:420:ARG:HD2	2:M:420:ARG:H	1.50	0.76
3:N:1109:GLU:HG2	3:N:1201:CYS:HA	1.68	0.76
3:D:904:VAL:HG22	9:D:2047:HOH:O	1.84	0.76
1:L:152:PRO:HD2	1:L:155:LYS:HG3	1.66	0.76
3:N:6:ARG:HB3	3:N:6:ARG:HH11	1.51	0.76
3:N:422:ALA:H	3:N:427:VAL:HG11	1.51	0.76
3:N:1220:ALA:HB1	3:N:1223:ILE:HD13	1.67	0.76
1:L:56:VAL:HG13	1:L:142:VAL:HG12	1.68	0.76
3:N:119:SER:HB2	3:N:123:LEU:HB2	1.66	0.76
3:D:562:ALA:HB1	3:D:567:ILE:HD11	1.65	0.75
5:F:261:PRO:O	5:F:264:MET:HG2	1.86	0.75
2:C:710:ILE:HB	2:C:790:LEU:HD13	1.68	0.75
2:C:904:PRO:HD2	2:C:908:GLY:HA2	1.69	0.75
3:D:956:ILE:HG12	3:D:1039:CYS:O	1.85	0.75
9:M:2201:HOH:O	4:O:31:LEU:HB2	1.86	0.75
5:F:76:SER:O	5:F:80:PRO:HD2	1.86	0.75
2:M:396:ASP:HA	2:M:633:GLN:HE22	1.51	0.75
2:M:952:LEU:HD12	2:M:969:GLN:NE2	1.97	0.75
2:C:157:ARG:HD2	2:C:314:THR:HG22	1.67	0.75
2:C:1056:LYS:HB3	3:D:624:ASP:H	1.52	0.75

Continued on next page...

Continued from previous page...

Atom-1	Atom-2	Interatomic distance (Å)	Clash overlap (Å)
5:F:93:LEU:HG	5:F:190:ALA:CB	2.16	0.75
2:M:49:ARG:HA	9:M:9640:HOH:O	1.85	0.75
2:M:691:SER:HB2	2:M:858:MET:SD	2.27	0.75
3:N:192:ALA:O	3:N:195:VAL:HG23	1.85	0.75
2:M:1097:LEU:HD13	2:M:1097:LEU:H	1.51	0.75
3:N:211:VAL:HG22	3:N:393:ILE:HG23	1.67	0.75
3:N:1273:VAL:HG22	3:N:1326:THR:OG1	1.86	0.75
9:C:9697:HOH:O	4:E:28:GLN:HA	1.87	0.75
2:M:517:ARG:HE	2:M:522:VAL:HG11	1.50	0.75
3:D:422:ALA:H	3:D:427:VAL:HG11	1.52	0.75
2:M:598:GLU:O	2:M:651:LYS:HG3	1.87	0.75
3:D:65:ARG:HG3	3:D:66:GLN:H	1.49	0.75
5:F:120:THR:HB	9:F:9599:HOH:O	1.87	0.75
3:N:145:VAL:HG22	3:N:146:PRO:HD2	1.69	0.75
2:C:603:VAL:HG21	2:C:643:VAL:HG11	1.67	0.75
3:D:478:LEU:HD13	3:D:1388:ARG:HH22	1.52	0.75
1:L:24:VAL:HG12	9:L:3467:HOH:O	1.86	0.75
2:M:736:ASP:O	2:M:744:ARG:HG2	1.87	0.74
2:M:943:VAL:HG23	2:M:985:GLY:H	1.52	0.74
3:D:965:GLU:HG3	3:D:969:ARG:HH21	1.51	0.74
2:M:1038:TRP:HE1	3:N:1463:LYS:NZ	1.85	0.74
1:A:101:LEU:HG	1:A:114:PHE:HA	1.70	0.74
2:C:10:ARG:HA	2:C:10:ARG:NH1	2.03	0.74
2:C:186:VAL:HG23	2:C:187:ASN:H	1.51	0.74
3:D:890:VAL:HA	9:D:9911:HOH:O	1.87	0.74
1:L:156:HIS:ND1	1:L:158:ILE:HG12	2.02	0.74
3:N:468:LEU:HB3	9:N:9663:HOH:O	1.87	0.74
2:C:1056:LYS:HD3	3:D:623:VAL:HG13	1.69	0.74
3:D:1438:ALA:O	3:D:1443:THR:HG22	1.86	0.74
2:C:132:ALA:HB1	2:C:632:ASN:HD21	1.53	0.74
2:C:1054:THR:HG23	2:C:1082:PRO:HG3	1.70	0.74
3:D:55:ASP:HA	3:D:82:LYS:HG3	1.67	0.74
5:F:156:VAL:HA	5:F:159:ILE:HD12	1.68	0.74
5:F:248:ASN:HA	5:F:251:ILE:HD12	1.70	0.74
2:M:579:VAL:HG11	2:M:887:GLU:HG3	1.69	0.74
2:M:1111:ILE:HG13	2:M:1112:PHE:H	1.53	0.74
3:N:1290:LEU:HD23	3:N:1291:SER:H	1.52	0.74
1:K:117:VAL:HB	1:K:120:VAL:HG12	1.68	0.74
1:L:100:LEU:HB2	1:L:115:LEU:HD21	1.69	0.74
1:A:177:VAL:HG12	9:A:9593:HOH:O	1.88	0.74
2:C:144:PRO:HG2	2:C:265:ARG:HH12	1.52	0.74

Continued on next page...

Continued from previous page...

Atom-1	Atom-2	Interatomic distance (Å)	Clash overlap (Å)
2:C:282:GLY:HA2	2:C:308:ARG:HH12	1.53	0.74
3:N:136:ASP:HB2	3:N:137:PRO:HD3	1.70	0.74
3:N:1062:ARG:HG3	9:N:9910:HOH:O	1.87	0.74
3:N:1438:ALA:O	3:N:1443:THR:HG22	1.88	0.74
2:C:72:ARG:HG2	9:C:9760:HOH:O	1.86	0.74
2:C:500:ASN:HD21	3:D:1067:VAL:HG23	1.52	0.74
2:C:768:THR:HB	2:C:771:GLU:HB3	1.70	0.74
2:M:64:LEU:HA	9:M:9656:HOH:O	1.86	0.74
3:D:1109:GLU:OE1	3:D:1201:CYS:HB2	1.86	0.74
5:F:163:LEU:HD22	5:F:174:LEU:HG	1.69	0.74
5:P:92:PRO:HA	9:P:4361:HOH:O	1.87	0.74
1:B:20:TYR:HB3	9:B:9501:HOH:O	1.87	0.74
3:D:1087:ARG:HD3	3:D:1090:ASP:HB2	1.70	0.74
5:F:191:ASN:HB2	9:F:9537:HOH:O	1.87	0.74
2:M:786:LYS:HA	9:M:9505:HOH:O	1.87	0.74
3:N:644:LEU:HD12	3:N:645:PRO:HD2	1.70	0.74
3:N:1393:GLN:HB2	3:N:1398:TRP:HE1	1.53	0.74
5:P:142:ARG:HB3	5:P:142:ARG:HH11	1.53	0.74
1:B:16:GLN:HB2	9:B:9501:HOH:O	1.89	0.73
2:C:117:HIS:HA	9:C:9729:HOH:O	1.87	0.73
1:A:27:PRO:HG2	1:A:186:LEU:HD22	1.68	0.73
2:C:96:ALA:HA	9:C:9760:HOH:O	1.88	0.73
3:D:97:THR:HG21	3:D:571:LYS:HD3	1.70	0.73
3:D:161:LEU:HD22	3:D:452:ILE:HG21	1.68	0.73
1:K:87:VAL:HG21	1:K:144:VAL:HG11	1.70	0.73
3:D:1264:GLU:OE1	3:D:1425:THR:HB	1.88	0.73
3:N:12:LEU:HD23	3:N:13:ALA:H	1.53	0.73
3:N:194:GLY:H	3:N:206:ARG:HA	1.52	0.73
3:N:972:LEU:HD22	9:N:9844:HOH:O	1.88	0.73
2:C:136:ILE:HG21	2:C:336:VAL:HG13	1.70	0.73
2:C:1055:LEU:HD23	9:C:9632:HOH:O	1.87	0.73
3:D:1273:VAL:HG22	3:D:1326:THR:OG1	1.89	0.73
3:N:422:ALA:HB1	5:P:178:ARG:HH12	1.53	0.73
3:N:850:LEU:H	3:N:850:LEU:HD12	1.53	0.73
5:P:256:ARG:NH1	5:P:313:GLU:HG2	2.03	0.73
2:C:479:VAL:CG2	2:C:503:LEU:HD11	2.19	0.73
3:D:704:ARG:NE	3:D:705:ALA:H	1.86	0.73
3:N:399:ARG:HG3	9:N:2231:HOH:O	1.87	0.73
2:C:1091:GLU:OE1	3:D:613:ARG:HG2	1.87	0.73
3:D:1221:VAL:HG13	9:D:9929:HOH:O	1.88	0.73
3:D:1277:ILE:HD12	3:D:1301:LYS:HB2	1.70	0.73

Continued on next page...

Continued from previous page...

Atom-1	Atom-2	Interatomic distance (Å)	Clash overlap (Å)
2:M:1016:ILE:HG12	9:P:5990:HOH:O	1.88	0.73
2:C:233:GLU:OE1	2:C:237:ARG:HD3	1.89	0.73
3:D:633:VAL:HG22	3:D:635:PRO:HD3	1.71	0.73
2:M:1051:GLU:HG2	2:M:1056:LYS:HD2	1.70	0.73
3:N:783:ARG:NH2	3:N:1029:ARG:HD3	2.02	0.73
3:N:1465:ASN:HD21	3:N:1470:ARG:HD3	1.53	0.73
1:A:8:ALA:HB1	1:B:224:TYR:CE1	2.24	0.73
3:D:6:ARG:HB3	3:D:6:ARG:HH11	1.51	0.73
3:D:544:TYR:O	3:D:548:ILE:HG12	1.88	0.73
1:K:103:ALA:HB1	1:K:107:LYS:HD3	1.69	0.73
2:M:395:LYS:HE2	2:M:403:SER:HB2	1.69	0.73
2:M:603:VAL:HG21	2:M:643:VAL:HG11	1.70	0.73
3:N:807:ALA:HB2	3:N:833:GLU:OE1	1.89	0.73
1:A:42:ARG:NH2	1:B:34:VAL:HB	2.04	0.73
1:A:222:LEU:HD12	1:B:215:VAL:HB	1.69	0.73
1:B:185:ARG:HG3	1:B:190:THR:HG23	1.71	0.73
3:D:920:LEU:HB2	9:D:9488:HOH:O	1.88	0.73
2:C:1008:ARG:NH1	2:C:1020:PRO:HB3	2.04	0.73
3:D:1095:THR:O	3:D:1099:VAL:HG23	1.87	0.73
3:D:1412:LYS:O	3:D:1414:PRO:HD3	1.89	0.73
5:F:416:ARG:HB3	9:F:9582:HOH:O	1.89	0.73
1:L:57:TYR:HE1	1:L:163:ASN:HB2	1.53	0.73
2:M:362:GLY:HA3	2:M:367:LEU:HD23	1.71	0.73
2:M:710:ILE:HB	2:M:790:LEU:HD12	1.71	0.73
3:N:699:VAL:HG12	3:N:717:GLN:HA	1.69	0.73
5:P:234:LYS:HG3	9:P:3697:HOH:O	1.88	0.73
1:A:9:PRO:HD2	1:B:224:TYR:CZ	2.23	0.72
1:A:14:ARG:NH2	1:A:22:GLU:HB3	2.04	0.72
3:D:1310:ARG:NE	3:D:1327:ARG:HB3	2.04	0.72
2:M:264:PRO:HB3	2:M:289:THR:HG21	1.71	0.72
2:M:948:GLU:HA	9:M:9767:HOH:O	1.88	0.72
3:D:127:LEU:HD11	3:D:461:ILE:HD11	1.69	0.72
5:F:93:LEU:HD22	5:F:98:GLU:HB3	1.69	0.72
3:D:662:GLU:HB2	9:D:9514:HOH:O	1.89	0.72
2:M:626:ARG:NH1	2:M:637:LEU:HD12	2.04	0.72
2:M:651:LYS:HA	9:M:9639:HOH:O	1.89	0.72
3:N:44:LEU:HB3	3:N:525:ARG:HH21	1.54	0.72
3:N:87:ARG:HB3	3:N:523:ASP:HB2	1.71	0.72
3:N:1036:ARG:NH2	3:N:1042:ARG:HA	2.04	0.72
3:N:1112:CYS:HB2	3:N:1195:GLN:OE1	1.88	0.72
3:N:1381:VAL:HB	3:N:1389:LEU:O	1.87	0.72

Continued on next page...

Continued from previous page...

Atom-1	Atom-2	Interatomic distance (Å)	Clash overlap (Å)
1:A:175:ARG:NH2	1:A:202:ASP:HA	2.04	0.72
2:C:678:PRO:HG3	3:D:947:ILE:HD11	1.70	0.72
3:D:215:TYR:O	3:D:389:GLU:HB2	1.88	0.72
3:D:806:PHE:CE1	3:D:813:LEU:HB3	2.24	0.72
5:F:113:ILE:HA	5:F:116:LEU:HD12	1.70	0.72
1:K:222:LEU:HD11	1:L:218:LEU:HD23	1.72	0.72
2:M:71:TYR:H	2:M:71:TYR:HD2	1.36	0.72
3:N:108:VAL:HG23	3:N:109:PRO:HD3	1.71	0.72
3:N:885:ILE:HG13	9:N:9868:HOH:O	1.89	0.72
3:N:1412:LYS:O	3:N:1414:PRO:HD3	1.89	0.72
2:M:165:LEU:HB2	9:M:9535:HOH:O	1.89	0.72
2:M:1082:PRO:HG2	3:N:1469:GLY:HA3	1.72	0.72
3:N:475:LYS:HA	3:N:478:LEU:HD12	1.70	0.72
3:N:1481:VAL:HG13	4:O:18:ARG:HE	1.54	0.72
1:A:145:ASP:HB3	9:A:9484:HOH:O	1.90	0.72
2:C:478:VAL:HA	2:C:506:ASN:O	1.90	0.72
3:N:65:ARG:HG3	3:N:66:GLN:H	1.53	0.72
2:C:993:PHE:HE1	2:C:995:MET:HG2	1.53	0.72
3:D:842:VAL:HG23	9:D:2618:HOH:O	1.89	0.72
2:M:605:LYS:HB2	2:M:610:ARG:NH1	2.00	0.72
2:M:897:LEU:HG	2:M:920:GLN:NE2	2.04	0.72
3:N:212:ARG:HA	9:N:2226:HOH:O	1.90	0.72
3:N:996:TRP:HA	3:N:999:THR:HG22	1.72	0.72
3:N:1090:ASP:HA	3:N:1093:TYR:HB2	1.72	0.72
4:O:51:LEU:HD12	4:O:52:GLU:H	1.55	0.72
1:B:36:LEU:O	1:B:39:PRO:HD2	1.89	0.72
2:C:8:ARG:HG2	9:C:9597:HOH:O	1.89	0.72
2:C:683:ASN:HA	2:C:687:ALA:HB3	1.71	0.72
2:M:367:LEU:HD23	2:M:371:LYS:HZ2	1.55	0.72
2:M:679:PHE:HB3	9:M:9536:HOH:O	1.87	0.72
3:N:601:ARG:HG2	3:N:606:ILE:HD13	1.72	0.72
3:N:853:VAL:HG22	3:N:858:VAL:HG23	1.71	0.72
3:D:1292:VAL:HG23	3:D:1305:LEU:HD11	1.71	0.72
2:M:139:GLN:HB3	2:M:334:ARG:HD2	1.71	0.72
3:N:197:SER:HB2	3:N:205:TYR:CZ	2.25	0.72
1:A:8:ALA:HB1	1:B:224:TYR:HE1	1.54	0.72
1:A:42:ARG:HH11	2:C:978:ARG:HA	1.55	0.72
2:C:833:LEU:HD12	2:C:834:GLN:H	1.54	0.72
3:D:41:ARG:HD3	3:D:42:ASP:N	2.05	0.72
3:D:187:LYS:HE2	3:D:213:VAL:HG12	1.72	0.72
3:D:723:GLY:HA3	9:D:9551:HOH:O	1.90	0.72

Continued on next page...

Continued from previous page...

Atom-1	Atom-2	Interatomic distance (Å)	Clash overlap (Å)
3:D:978:TYR:HA	9:D:9513:HOH:O	1.89	0.72
3:D:1166:LEU:HD23	3:D:1166:LEU:H	1.54	0.72
3:D:1209:LEU:HD21	4:E:16:LYS:HZ3	1.50	0.72
3:D:1272:ALA:HA	3:D:1326:THR:HB	1.72	0.72
2:M:210:GLU:HA	9:M:2282:HOH:O	1.90	0.72
3:N:1382:THR:HG21	3:N:1418:LYS:NZ	2.05	0.72
2:C:728:HIS:HB3	2:C:729:LEU:HD12	1.72	0.71
2:M:512:ARG:HB3	2:M:523:ILE:HD11	1.72	0.71
3:N:119:SER:H	3:N:123:LEU:HD22	1.54	0.71
2:C:108:ILE:HB	2:C:368:THR:OG1	1.88	0.71
2:C:504:GLU:HG2	9:C:9601:HOH:O	1.89	0.71
3:D:12:LEU:HD13	3:D:511:TRP:HB2	1.70	0.71
3:D:654:LYS:HB3	3:D:655:PRO:HD3	1.72	0.71
2:M:546:LEU:HD11	2:M:666:LEU:HD23	1.71	0.71
5:P:178:ARG:HD3	9:P:3512:HOH:O	1.87	0.71
1:A:49:PRO:HB3	1:A:148:VAL:HG22	1.71	0.71
2:C:987:ILE:HG23	3:D:948:THR:CG2	2.21	0.71
5:F:80:PRO:HA	5:F:83:GLN:HB2	1.70	0.71
2:M:572:ILE:HD11	2:M:698:ASP:HB3	1.71	0.71
3:N:771:SER:HB2	3:N:778:LEU:HD13	1.72	0.71
2:C:64:LEU:HD22	2:C:359:MET:HG3	1.72	0.71
3:D:534:ARG:HD3	9:F:9549:HOH:O	1.90	0.71
3:D:564:GLU:HA	3:D:567:ILE:HD12	1.73	0.71
1:A:46:SER:HB3	2:C:856:GLU:HG2	1.73	0.71
2:C:15:LEU:HD12	2:C:15:LEU:H	1.55	0.71
3:D:178:LEU:HD11	9:D:9843:HOH:O	1.89	0.71
1:K:226:SER:O	1:K:228:PRO:HD3	1.90	0.71
2:M:274:ARG:HD2	2:M:285:LEU:HB3	1.73	0.71
2:M:578:VAL:HG11	2:M:991:GLN:HB3	1.72	0.71
2:M:1000:MET:O	2:M:1003:ASP:HB3	1.91	0.71
2:C:30:LEU:HB3	2:C:44:ILE:HD12	1.72	0.71
3:D:982:PHE:HB3	9:D:2466:HOH:O	1.89	0.71
1:K:39:PRO:O	1:K:43:ILE:HG12	1.90	0.71
3:N:65:ARG:HA	9:N:2129:HOH:O	1.91	0.71
3:N:1145:TYR:HE2	3:N:1168:MET:HB2	1.56	0.71
3:D:100:ALA:HB2	9:D:9966:HOH:O	1.90	0.71
3:D:1136:LYS:HE3	3:D:1139:ASP:OD2	1.90	0.71
1:L:24:VAL:HG13	1:L:196:THR:HB	1.73	0.71
2:M:772:ARG:HB2	2:M:772:ARG:HH11	1.54	0.71
2:M:948:GLU:HB2	9:M:9817:HOH:O	1.90	0.71
5:P:102:LEU:HD13	5:P:187:LEU:HG	1.71	0.71

Continued on next page...

Continued from previous page...

Atom-1	Atom-2	Interatomic distance (Å)	Clash overlap (Å)
3:D:561:GLY:HA3	5:F:184:ARG:HH12	1.55	0.71
3:D:825:ALA:HB1	9:D:9486:HOH:O	1.91	0.71
2:M:36:PRO:HG2	2:M:70:GLU:HB3	1.70	0.71
2:M:769:PRO:HD2	9:N:2324:HOH:O	1.91	0.71
3:N:1404:ASN:HD22	3:N:1408:ILE:HD12	1.56	0.71
3:N:1434:TRP:CZ3	3:N:1457:ASP:HB2	2.26	0.71
2:C:557:ARG:CZ	2:C:879:ARG:HD3	2.20	0.71
2:C:670:GLN:O	2:C:672:VAL:HG12	1.91	0.71
3:D:165:LYS:HB3	3:D:395:VAL:HG11	1.71	0.71
3:D:955:VAL:HB	3:D:1011:PHE:HE1	1.56	0.71
3:D:1129:THR:HG23	3:D:1130:ARG:H	1.56	0.71
9:K:3474:HOH:O	1:L:42:ARG:HB3	1.91	0.71
2:M:199:VAL:HG13	2:M:235:LEU:HG	1.71	0.71
1:B:97:VAL:HG11	1:B:120:VAL:HG21	1.72	0.71
2:C:127:PHE:HA	9:C:9502:HOH:O	1.89	0.71
2:C:352:ALA:O	2:C:356:ARG:HG3	1.91	0.71
3:D:1266:ARG:O	3:D:1268:PRO:HD3	1.91	0.71
4:E:30:LEU:O	4:E:35:PHE:HA	1.90	0.71
3:N:962:GLN:HA	9:N:2437:HOH:O	1.90	0.71
5:P:163:LEU:HB3	5:P:174:LEU:HG	1.73	0.71
1:B:94:LEU:HD21	1:B:119:ASP:HB2	1.73	0.70
3:D:177:ALA:HB1	3:D:199:LEU:HD22	1.73	0.70
3:D:1307:LYS:H	3:D:1307:LYS:HD3	1.56	0.70
3:D:1464:GLU:HG2	9:D:2152:HOH:O	1.89	0.70
5:F:88:ILE:HB	9:F:9492:HOH:O	1.90	0.70
2:M:409:ARG:HH22	7:M:8002:RPT:H18	1.55	0.70
1:A:10:VAL:HG12	1:A:12:THR:HG22	1.72	0.70
3:D:493:ARG:NE	3:D:1388:ARG:HB3	2.06	0.70
3:D:542:ASP:O	3:D:546:ARG:HG2	1.92	0.70
3:D:756:GLN:O	3:D:760:ARG:HG2	1.91	0.70
4:E:33:HIS:HB2	4:E:37:ASN:HD21	1.55	0.70
5:F:77:THR:O	5:F:81:VAL:HG23	1.90	0.70
5:F:371:LEU:HD22	5:F:375:LEU:HD22	1.73	0.70
2:M:150:PRO:HA	2:M:158:TYR:HB3	1.71	0.70
2:M:218:VAL:HA	2:M:221:LEU:HD23	1.71	0.70
2:M:704:HIS:HB2	2:M:831:ARG:HE	1.56	0.70
3:N:804:LEU:HB2	3:N:830:ALA:O	1.91	0.70
5:P:291:ILE:HG21	5:P:304:VAL:HG11	1.71	0.70
3:D:1220:ALA:HB1	3:D:1223:ILE:HD13	1.73	0.70
2:M:169:GLY:HA2	2:M:263:ASP:CB	2.20	0.70
1:B:99:LEU:HD21	1:B:122:ILE:HD11	1.72	0.70

Continued on next page...

Continued from previous page...

Atom-1	Atom-2	Interatomic distance (Å)	Clash overlap (Å)
2:C:611:ILE:HD11	2:C:641:PRO:HB3	1.73	0.70
3:D:233:LYS:HA	9:D:2088:HOH:O	1.90	0.70
5:F:398:ARG:HG2	5:F:402:ASN:HD22	1.56	0.70
1:K:19:GLU:HG3	9:K:4352:HOH:O	1.91	0.70
2:M:34:VAL:HB	2:M:38:LYS:HG3	1.73	0.70
2:M:151:ASP:HB2	2:M:157:ARG:O	1.91	0.70
2:M:1014:SER:HB3	2:M:1017:THR:O	1.90	0.70
3:N:884:ARG:HD2	9:N:9868:HOH:O	1.91	0.70
2:C:264:PRO:HB3	2:C:289:THR:HG21	1.74	0.70
3:D:161:LEU:HD23	3:D:449:SER:HB3	1.72	0.70
2:M:111:ASP:HA	9:M:2096:HOH:O	1.92	0.70
2:M:198:ARG:HH21	2:M:203:ASP:HB3	1.56	0.70
5:P:406:ARG:HA	5:P:409:LYS:HG2	1.72	0.70
2:C:554:ASP:OD2	2:C:556:ASN:HB3	1.91	0.70
3:D:1192:LEU:HD22	3:D:1345:GLU:HG2	1.73	0.70
3:N:153:LEU:HD11	3:N:158:TYR:N	2.06	0.70
2:C:1054:THR:HG22	2:C:1059:ASP:HB2	1.72	0.70
3:D:30:GLU:HB3	3:D:40:GLU:HB3	1.72	0.70
3:D:127:LEU:HD21	3:D:461:ILE:HD11	1.73	0.70
2:M:269:LEU:HD21	9:M:9709:HOH:O	1.90	0.70
2:M:767:PRO:HG2	9:M:2323:HOH:O	1.91	0.70
3:N:87:ARG:CB	3:N:523:ASP:HB2	2.21	0.70
2:C:376:ARG:HH12	5:F:285:GLU:HG2	1.57	0.70
2:C:773:LEU:HD13	9:F:9672:HOH:O	1.91	0.70
2:M:328:LEU:HD23	2:M:437:ARG:HD3	1.74	0.70
2:M:1095:LEU:HB2	2:M:1097:LEU:CD2	2.22	0.70
3:N:966:GLU:HA	3:N:969:ARG:NH1	2.07	0.70
5:P:156:VAL:HA	5:P:159:ILE:HD12	1.72	0.70
5:P:291:ILE:HG23	5:P:304:VAL:HG21	1.74	0.70
1:B:27:PRO:HB3	1:B:192:LEU:HD22	1.74	0.70
2:C:110:GLU:HG2	2:C:369:PRO:CB	2.20	0.70
2:C:269:LEU:HD12	2:C:288:ARG:H	1.57	0.70
2:C:791:ARG:HB3	2:C:791:ARG:HH11	1.57	0.70
2:M:136:ILE:HG21	2:M:336:VAL:HG13	1.73	0.70
2:M:139:GLN:OE1	2:M:415:PRO:HD2	1.92	0.70
3:D:131:LYS:HE2	5:F:83:GLN:HE22	1.55	0.70
3:D:1493:LYS:O	3:D:1497:GLU:HG2	1.91	0.70
3:N:1033:GLN:HE21	3:N:1036:ARG:HD3	1.57	0.70
1:B:156:HIS:ND1	1:B:158:ILE:HG12	2.06	0.69
2:C:42:VAL:HG12	2:C:43:GLY:H	1.57	0.69
2:C:84:ARG:HH21	2:C:128:ILE:HD11	1.57	0.69

Continued on next page...

Continued from previous page...

Atom-1	Atom-2	Interatomic distance (Å)	Clash overlap (Å)
2:C:1109:VAL:HG23	3:D:3:LYS:HG2	1.73	0.69
4:E:9:LEU:HD13	4:E:19:LEU:HD11	1.73	0.69
5:P:112:ALA:HA	5:P:173:TYR:HD2	1.56	0.69
2:C:1000:MET:HB3	2:C:1002:GLU:HG3	1.74	0.69
3:D:566:ILE:HG23	5:F:214:GLN:OE1	1.92	0.69
3:D:1269:LYS:HB3	9:D:2348:HOH:O	1.92	0.69
2:M:182:VAL:HG12	2:M:193:LEU:HD13	1.73	0.69
3:N:704:ARG:HD2	3:N:705:ALA:H	1.57	0.69
3:N:1166:LEU:H	3:N:1166:LEU:HD23	1.56	0.69
1:A:117:VAL:HB	1:A:120:VAL:HG12	1.73	0.69
2:C:94:LEU:HD11	9:C:9738:HOH:O	1.91	0.69
2:M:68:PHE:HE1	2:M:96:ALA:HB1	1.56	0.69
2:M:157:ARG:HD2	2:M:314:THR:CG2	2.21	0.69
3:N:1393:GLN:HB2	3:N:1398:TRP:NE1	2.06	0.69
2:C:395:LYS:HE2	2:C:403:SER:HB2	1.74	0.69
2:C:420:ARG:HD3	2:C:422:ARG:HG3	1.73	0.69
5:F:358:LEU:HD21	5:F:370:LYS:HE3	1.74	0.69
2:M:385:PHE:HA	9:M:9823:HOH:O	1.92	0.69
3:N:643:GLY:HA3	3:N:727:GLN:HB2	1.72	0.69
3:D:100:ALA:HA	9:D:9738:HOH:O	1.91	0.69
1:K:101:LEU:HG	1:K:114:PHE:HA	1.72	0.69
1:L:97:VAL:HG11	1:L:120:VAL:HG21	1.72	0.69
2:M:197:LEU:HB3	2:M:202:TYR:HB2	1.75	0.69
2:M:1042:ALA:HB1	3:N:710:ARG:HE	1.58	0.69
1:B:89:PHE:HB3	1:B:94:LEU:HD13	1.75	0.69
2:C:706:GLU:HB3	2:C:708:TYR:CE1	2.26	0.69
3:D:153:LEU:CD1	3:D:157:GLU:HB2	2.23	0.69
3:D:1420:LEU:HD12	3:D:1421:LEU:N	2.07	0.69
5:F:131:VAL:HG12	5:F:181:GLU:HG3	1.74	0.69
1:K:206:THR:HG23	1:K:209:GLU:HB2	1.75	0.69
2:M:983:ILE:HG21	2:M:987:ILE:HD11	1.73	0.69
3:N:152:LEU:HD23	3:N:152:LEU:H	1.58	0.69
3:N:397:LYS:HG2	9:N:2231:HOH:O	1.91	0.69
3:N:1238:MET:HG2	3:N:1256:LEU:HD23	1.74	0.69
5:P:274:THR:O	5:P:278:LEU:HG	1.92	0.69
1:B:184:THR:HB	1:B:194:LYS:HZ3	1.55	0.69
2:C:41:ASN:H	2:C:41:ASN:ND2	1.90	0.69
3:D:1324:PRO:HA	9:D:9544:HOH:O	1.92	0.69
5:F:144:ILE:HB	5:F:145:PRO:HD3	1.75	0.69
1:L:63:HIS:HB2	9:L:3319:HOH:O	1.91	0.69
2:M:881:ASN:HD22	2:M:881:ASN:H	1.39	0.69

Continued on next page...

Continued from previous page...

Atom-1	Atom-2	Interatomic distance (Å)	Clash overlap (Å)
3:N:1033:GLN:HE21	3:N:1036:ARG:HH11	1.40	0.69
3:N:1057:VAL:HG23	9:N:2261:HOH:O	1.92	0.69
3:N:1357:ARG:HG3	9:N:9798:HOH:O	1.93	0.69
2:C:889:HIS:HE1	3:D:951:ILE:H	1.40	0.69
2:C:1008:ARG:NH2	2:C:1028:GLY:HA2	2.08	0.69
2:C:1008:ARG:HH21	2:C:1028:GLY:HA2	1.58	0.69
3:D:427:VAL:CG2	3:D:435:VAL:HB	2.22	0.69
3:D:477:LEU:HD22	3:D:492:ALA:HB1	1.73	0.69
3:D:908:LYS:CB	3:D:1027:GLY:HA3	2.23	0.69
4:E:48:MET:HB2	4:E:54:LEU:HD12	1.75	0.69
2:M:678:PRO:HD2	9:N:9516:HOH:O	1.93	0.69
2:M:768:THR:HB	2:M:771:GLU:HB3	1.75	0.69
2:M:857:ASP:HB2	2:M:978:ARG:HG2	1.73	0.69
3:N:63:TYR:HB3	3:N:68:PHE:CE1	2.28	0.69
3:N:905:PRO:HD3	9:N:2419:HOH:O	1.91	0.69
4:O:10:PHE:HE2	4:O:16:LYS:HG3	1.58	0.69
2:C:1111:ILE:HG13	2:C:1112:PHE:H	1.57	0.69
3:D:1139:ASP:HB3	3:D:1357:ARG:NH2	2.08	0.69
1:K:49:PRO:HB3	1:K:148:VAL:HG22	1.75	0.69
1:L:112:ARG:HB3	1:L:112:ARG:NH1	2.07	0.69
2:C:367:LEU:HB3	2:C:371:LYS:HG2	1.75	0.69
3:D:625:TYR:O	3:D:749:VAL:HG23	1.92	0.69
3:D:709:HIS:NE2	3:D:711:LEU:HB2	2.07	0.69
3:D:1361:VAL:HG23	9:D:9531:HOH:O	1.93	0.69
5:P:361:LEU:HG	5:P:408:LEU:HD21	1.75	0.69
2:C:199:VAL:HG21	9:C:2083:HOH:O	1.92	0.68
3:D:561:GLY:HA3	5:F:184:ARG:HH22	1.58	0.68
3:D:1476:THR:HG23	4:E:21:VAL:HG22	1.76	0.68
2:M:670:GLN:O	2:M:672:VAL:HG12	1.93	0.68
3:N:793:THR:HB	3:N:879:ARG:HD3	1.74	0.68
2:C:96:ALA:HB2	9:C:9738:HOH:O	1.93	0.68
2:C:775:ARG:NH2	2:C:782:ALA:HB1	2.02	0.68
3:D:119:SER:HB2	3:D:123:LEU:N	2.06	0.68
3:D:699:VAL:HG12	3:D:717:GLN:HA	1.76	0.68
3:D:1118:ILE:HG21	3:D:1346:ARG:NH2	2.09	0.68
2:M:518:LYS:HA	9:M:9720:HOH:O	1.93	0.68
2:M:833:LEU:HD12	2:M:834:GLN:N	2.08	0.68
3:N:507:ASN:HB2	9:N:9590:HOH:O	1.92	0.68
2:C:305:PRO:HA	2:C:308:ARG:HB3	1.74	0.68
2:C:455:LEU:HD23	2:C:455:LEU:H	1.57	0.68
3:D:820:GLU:HB2	3:D:836:VAL:HG11	1.76	0.68

Continued on next page...

Continued from previous page...

Atom-1	Atom-2	Interatomic distance (Å)	Clash overlap (Å)
3:D:1404:ASN:ND2	3:D:1408:ILE:HD12	2.08	0.68
5:F:372:ARG:HB2	9:F:9526:HOH:O	1.93	0.68
5:P:144:ILE:HB	5:P:145:PRO:HD3	1.74	0.68
5:P:315:VAL:HA	9:P:4529:HOH:O	1.93	0.68
1:A:14:ARG:HH22	1:A:24:VAL:HG23	1.58	0.68
2:C:597:ALA:HB2	2:C:655:LEU:HD21	1.74	0.68
3:D:1452:ILE:HG12	9:D:9759:HOH:O	1.93	0.68
1:K:61:VAL:HA	9:K:3552:HOH:O	1.94	0.68
3:N:551:ASN:HA	9:N:9830:HOH:O	1.91	0.68
5:P:185:GLN:HA	5:P:188:ILE:HD12	1.75	0.68
2:C:1096:ALA:O	3:D:13:ALA:HB2	1.93	0.68
2:M:598:GLU:HB3	9:M:9583:HOH:O	1.93	0.68
3:N:1115:THR:HG22	9:N:2569:HOH:O	1.93	0.68
1:B:58:ILE:HB	1:B:61:VAL:HB	1.74	0.68
1:B:80:LEU:HD23	3:D:867:ARG:HH12	1.59	0.68
1:B:115:LEU:HB2	9:B:9609:HOH:O	1.93	0.68
3:D:153:LEU:HD12	3:D:154:THR:H	1.57	0.68
3:D:520:LEU:HD23	3:D:540:LEU:HD22	1.75	0.68
3:D:528:VAL:O	3:D:535:PHE:HA	1.92	0.68
3:D:877:PRO:HA	9:D:9580:HOH:O	1.91	0.68
3:D:996:TRP:CE3	3:D:999:THR:HG21	2.29	0.68
1:K:18:ARG:O	1:K:207:PRO:HD3	1.93	0.68
1:L:27:PRO:HB3	1:L:192:LEU:HD22	1.75	0.68
5:P:248:ASN:HA	5:P:251:ILE:HD12	1.76	0.68
2:C:292:ARG:HB2	2:C:299:LYS:HE2	1.74	0.68
3:D:209:ARG:NH2	3:D:397:LYS:HG3	2.09	0.68
3:D:628:ARG:HD3	3:D:744:GLN:NE2	2.08	0.68
5:F:166:LEU:HB3	5:F:170:HIS:HB2	1.76	0.68
2:M:915:LYS:HE2	9:M:9698:HOH:O	1.93	0.68
3:N:30:GLU:HG3	3:N:41:ARG:HG2	1.76	0.68
3:D:538:SER:HB3	9:F:9546:HOH:O	1.92	0.68
3:D:584:ASN:HD21	3:D:589:ALA:HA	1.59	0.68
3:D:1236:LEU:HD11	3:D:1356:TYR:CE1	2.29	0.68
5:F:93:LEU:HG	5:F:190:ALA:HB1	1.76	0.68
5:F:152:ASP:HA	9:F:9491:HOH:O	1.94	0.68
2:M:326:ASP:HB2	2:M:431:HIS:ND1	2.09	0.68
2:M:683:ASN:HA	2:M:687:ALA:HB3	1.76	0.68
3:N:808:THR:HB	3:N:809:PRO:HD3	1.76	0.68
3:D:475:LYS:HG3	9:D:9989:HOH:O	1.92	0.68
3:D:988:ARG:HD2	3:D:989:TYR:N	2.09	0.68
2:C:432:ARG:HA	9:C:9669:HOH:O	1.94	0.68

Continued on next page...

Continued from previous page...

Atom-1	Atom-2	Interatomic distance (Å)	Clash overlap (Å)
2:C:755:LEU:HD22	2:C:825:VAL:HG11	1.76	0.68
3:D:86:ARG:HH11	3:D:86:ARG:HG2	1.58	0.68
1:K:95:GLN:HG2	1:K:146:ARG:NH1	2.08	0.68
2:M:773:LEU:HG	9:M:2483:HOH:O	1.93	0.68
4:O:30:LEU:O	4:O:35:PHE:HA	1.93	0.68
1:A:14:ARG:NH2	1:A:24:VAL:HG23	2.10	0.67
1:B:156:HIS:CE1	1:B:166:PRO:HB3	2.29	0.67
2:C:1042:ALA:HB3	3:D:710:ARG:HB3	1.76	0.67
3:D:490:ALA:HA	9:D:9583:HOH:O	1.93	0.67
3:D:611:GLN:HB3	3:D:616:GLN:NE2	2.09	0.67
5:F:212:LEU:HD11	9:F:9654:HOH:O	1.94	0.67
5:F:395:GLU:O	5:F:399:GLN:HB2	1.94	0.67
1:L:101:LEU:HD11	1:L:113:ASP:HB2	1.76	0.67
2:M:630:ARG:HA	2:M:705:ILE:HD11	1.75	0.67
3:N:119:SER:HB2	3:N:123:LEU:N	2.09	0.67
5:P:228:GLU:HB3	9:P:4672:HOH:O	1.94	0.67
2:C:732:ALA:HA	2:C:735:ARG:NH1	2.09	0.67
2:C:833:LEU:HD12	2:C:834:GLN:N	2.08	0.67
3:D:483:HIS:HB2	3:D:484:PRO:HD3	1.76	0.67
3:D:708:LEU:O	3:D:1227:GLN:HG2	1.94	0.67
3:D:715:ALA:HB3	3:D:764:LEU:HA	1.73	0.67
2:M:422:ARG:HA	9:M:9874:HOH:O	1.91	0.67
2:M:575:GLN:HE21	2:M:671:ASN:HB2	1.59	0.67
2:M:672:VAL:HG23	2:M:868:ASP:HB2	1.76	0.67
3:N:187:LYS:HE2	3:N:213:VAL:HG12	1.76	0.67
3:N:1040:GLY:O	3:N:1060:SER:HB3	1.94	0.67
5:P:384:GLU:HA	9:P:4435:HOH:O	1.94	0.67
2:C:312:ALA:HB1	2:C:318:PRO:HG2	1.75	0.67
2:C:724:ARG:HH22	2:C:734:LEU:HB3	1.60	0.67
1:L:116:PRO:HD2	9:L:4090:HOH:O	1.94	0.67
2:M:22:GLN:NE2	2:M:336:VAL:HG21	2.09	0.67
2:M:141:HIS:HB3	2:M:418:LEU:HD23	1.75	0.67
3:N:1271:LYS:HG2	3:N:1272:ALA:N	2.09	0.67
5:P:260:ILE:HD11	5:P:310:ILE:HG22	1.76	0.67
1:A:95:GLN:HG2	1:A:146:ARG:HH22	1.58	0.67
1:B:46:SER:O	1:B:148:VAL:HB	1.94	0.67
2:C:534:VAL:HB	2:C:538:GLN:OE1	1.93	0.67
3:D:1045:MET:CG	3:D:1073:SER:HA	2.24	0.67
3:D:1330:ILE:HA	9:D:2043:HOH:O	1.94	0.67
9:D:9593:HOH:O	5:F:222:ARG:HA	1.93	0.67
2:M:958:THR:OG1	2:M:961:GLU:HG2	1.94	0.67

Continued on next page...

Continued from previous page...

Atom-1	Atom-2	Interatomic distance (Å)	Clash overlap (Å)
3:N:754:PHE:HZ	4:O:21:VAL:HG13	1.59	0.67
3:N:1277:ILE:HD12	3:N:1301:LYS:HB2	1.76	0.67
5:P:76:SER:O	5:P:80:PRO:HD2	1.95	0.67
2:C:95:TYR:HA	9:C:2013:HOH:O	1.94	0.67
3:D:422:ALA:HB3	3:D:427:VAL:CG2	2.21	0.67
3:D:661:MET:HE3	3:D:673:ALA:HB1	1.74	0.67
5:F:361:LEU:HD23	5:F:362:SER:H	1.59	0.67
2:M:45:GLN:HB2	2:M:71:TYR:CE1	2.30	0.67
2:M:1021:LEU:HD21	5:P:332:PHE:HA	1.75	0.67
3:N:810:GLU:O	3:N:813:LEU:HG	1.94	0.67
3:N:898:GLU:HB2	3:N:921:ARG:HH22	1.59	0.67
3:D:754:PHE:HZ	4:E:21:VAL:HG13	1.60	0.67
2:M:23:VAL:HG12	9:M:9741:HOH:O	1.93	0.67
2:M:92:ALA:HB1	9:M:2197:HOH:O	1.94	0.67
2:M:140:ILE:HA	2:M:332:ARG:O	1.95	0.67
2:M:478:VAL:HA	2:M:506:ASN:O	1.95	0.67
2:M:815:LEU:HD23	9:M:9901:HOH:O	1.95	0.67
3:N:119:SER:OG	3:N:123:LEU:HD13	1.95	0.67
3:N:216:VAL:HG13	9:N:9526:HOH:O	1.94	0.67
3:N:529:GLN:HB2	9:N:9903:HOH:O	1.94	0.67
3:N:830:ALA:HA	9:N:9638:HOH:O	1.95	0.67
2:C:72:ARG:HE	2:C:97:ARG:HH12	1.42	0.67
2:C:882:LEU:HD23	2:C:885:ILE:HB	1.76	0.67
3:D:1280:VAL:HB	9:D:9793:HOH:O	1.95	0.67
1:K:43:ILE:HD11	1:L:35:THR:HG21	1.76	0.67
2:M:724:ARG:HG3	2:M:740:GLU:HA	1.75	0.67
3:N:1311:LEU:HD23	3:N:1311:LEU:H	1.60	0.67
9:N:9768:HOH:O	5:P:254:GLN:HG2	1.95	0.67
4:O:51:LEU:HG	4:O:53:GLY:H	1.60	0.67
4:O:54:LEU:HD11	9:O:3983:HOH:O	1.93	0.67
2:C:1109:VAL:HG11	3:D:5:VAL:HG13	1.77	0.67
3:D:186:VAL:HG21	3:D:213:VAL:HB	1.76	0.67
3:D:834:THR:HG22	3:D:838:ARG:HD2	1.77	0.67
2:M:689:VAL:HG23	2:M:870:ILE:HB	1.77	0.67
2:M:758:ARG:HB3	2:M:788:THR:O	1.95	0.67
3:N:796:ARG:NH1	3:N:861:GLN:HB2	2.10	0.67
3:N:1194:CYS:HB2	9:N:9589:HOH:O	1.93	0.67
1:B:226:SER:HB3	9:B:9483:HOH:O	1.95	0.67
3:D:207:PHE:HB3	3:D:208:PRO:HD2	1.77	0.67
3:D:393:ILE:HG22	9:D:9798:HOH:O	1.95	0.67
5:F:275:ALA:HA	5:F:278:LEU:HD12	1.75	0.67

Continued on next page...

Continued from previous page...

Atom-1	Atom-2	Interatomic distance (Å)	Clash overlap (Å)
1:L:189:ARG:HG2	9:L:4538:HOH:O	1.94	0.67
2:M:346:VAL:HG12	2:M:350:ARG:HE	1.60	0.67
3:N:1149:LEU:HD12	3:N:1161:GLU:O	1.93	0.67
3:N:1271:LYS:HG2	3:N:1272:ALA:H	1.59	0.67
1:B:78:ILE:HA	9:B:9525:HOH:O	1.94	0.67
2:C:1115:LEU:HD12	2:C:1115:LEU:H	1.60	0.67
3:D:1076:GLY:O	3:D:1079:LYS:HG3	1.95	0.67
3:D:1314:LYS:HD3	9:D:9730:HOH:O	1.94	0.67
3:N:207:PHE:HB3	3:N:208:PRO:HD2	1.76	0.67
3:N:464:LEU:HD11	9:N:9679:HOH:O	1.95	0.67
3:N:661:MET:HA	3:N:666:ILE:HD12	1.77	0.67
3:N:1484:THR:HG21	9:O:5601:HOH:O	1.95	0.67
2:C:881:ASN:H	2:C:881:ASN:HD22	1.44	0.66
3:D:1147:ARG:HB3	3:D:1188:VAL:HG21	1.77	0.66
5:F:321:ILE:HB	5:F:327:SER:OG	1.94	0.66
1:K:197:LEU:HD23	1:K:197:LEU:H	1.60	0.66
3:N:1337:GLU:HB3	9:N:9525:HOH:O	1.94	0.66
2:C:660:ALA:HB1	2:C:667:ALA:O	1.94	0.66
4:E:33:HIS:HB2	4:E:37:ASN:ND2	2.11	0.66
2:M:186:VAL:HG23	2:M:187:ASN:H	1.60	0.66
2:M:686:ASP:HB2	9:N:2186:HOH:O	1.94	0.66
2:M:1000:MET:HB3	2:M:1002:GLU:HG3	1.75	0.66
3:N:135:LEU:HD13	3:N:147:VAL:HG23	1.75	0.66
3:N:426:LYS:HG3	3:N:434:ARG:NH1	2.10	0.66
3:N:559:ALA:HA	9:P:4212:HOH:O	1.94	0.66
1:B:51:THR:HB	9:B:9600:HOH:O	1.95	0.66
1:B:132:LEU:HD21	1:B:136:GLY:O	1.96	0.66
3:D:795:VAL:HG23	3:D:879:ARG:NH1	2.09	0.66
1:K:54:THR:HG21	9:K:3856:HOH:O	1.95	0.66
2:M:961:GLU:HG3	9:M:9678:HOH:O	1.94	0.66
3:N:41:ARG:HD3	3:N:42:ASP:H	1.60	0.66
4:O:78:ASN:HB3	9:O:3563:HOH:O	1.94	0.66
2:C:373:VAL:HG12	9:C:9971:HOH:O	1.95	0.66
2:C:708:TYR:HE2	2:C:793:PRO:HD2	1.60	0.66
3:D:1112:CYS:HA	9:D:2465:HOH:O	1.93	0.66
3:D:1399:ASP:O	3:D:1403:LEU:HB2	1.95	0.66
1:K:89:PHE:HB2	1:K:94:LEU:HD13	1.77	0.66
1:L:88:ARG:HB3	1:L:88:ARG:NH1	2.09	0.66
2:M:905:ILE:H	2:M:905:ILE:CD1	2.06	0.66
3:N:35:ARG:HD2	3:N:36:THR:N	2.09	0.66
3:N:185:VAL:HG13	9:N:9966:HOH:O	1.96	0.66

Continued on next page...

Continued from previous page...

Atom-1	Atom-2	Interatomic distance (Å)	Clash overlap (Å)
3:N:459:GLU:HA	9:N:9521:HOH:O	1.95	0.66
3:N:656:PHE:HB3	3:N:694:VAL:HG11	1.77	0.66
3:N:1091:SER:HA	9:N:9756:HOH:O	1.96	0.66
2:C:52:PHE:CG	2:C:68:PHE:HB2	2.31	0.66
2:C:101:ILE:HG23	2:C:107:LEU:HD22	1.76	0.66
2:C:197:LEU:HB3	2:C:202:TYR:HB2	1.77	0.66
2:C:503:LEU:HD12	2:C:505:GLY:H	1.60	0.66
3:D:770:LEU:HG	3:D:919:PHE:CE1	2.30	0.66
3:D:846:PRO:HB3	9:D:2128:HOH:O	1.94	0.66
3:D:850:LEU:HD12	3:D:850:LEU:H	1.59	0.66
1:A:86:VAL:HG21	1:A:202:ASP:O	1.96	0.66
3:D:924:MET:HG2	9:D:9500:HOH:O	1.94	0.66
4:E:36:LYS:HB3	9:E:9557:HOH:O	1.95	0.66
2:M:660:ALA:HB1	2:M:667:ALA:O	1.94	0.66
3:N:907:GLU:O	3:N:911:LEU:HD13	1.96	0.66
2:C:420:ARG:H	2:C:420:ARG:HD2	1.59	0.66
3:D:875:THR:HB	9:D:9975:HOH:O	1.96	0.66
3:D:1066:THR:HG22	3:D:1069:GLU:HG3	1.75	0.66
3:D:1097:LYS:HA	9:D:9591:HOH:O	1.94	0.66
3:D:1124:GLN:NE2	3:D:1135:ARG:HA	2.11	0.66
3:D:1432:LYS:NZ	3:D:1460:ILE:HG13	2.10	0.66
4:E:43:GLU:CD	4:E:43:GLU:H	1.99	0.66
5:F:108:GLU:HG3	5:F:176:ILE:HG21	1.78	0.66
2:M:292:ARG:HB2	2:M:299:LYS:HE2	1.78	0.66
3:N:953:ASP:OD1	3:N:1019:PRO:HG2	1.96	0.66
3:N:1129:THR:HA	9:N:2005:HOH:O	1.95	0.66
3:N:1301:LYS:HA	3:N:1301:LYS:HE3	1.75	0.66
5:P:88:ILE:HG23	9:P:4361:HOH:O	1.96	0.66
3:D:611:GLN:HG3	5:F:326:ASP:HB2	1.78	0.66
3:D:796:ARG:HH11	3:D:861:GLN:HB2	1.59	0.66
3:D:906:GLN:HB3	3:D:911:LEU:CD1	2.25	0.66
3:D:1031:ASN:HB3	3:D:1034:GLN:HG3	1.77	0.66
5:F:406:ARG:HA	5:F:409:LYS:HG2	1.78	0.66
2:M:347:GLY:HA2	2:M:350:ARG:HD2	1.76	0.66
3:N:1145:TYR:CE2	3:N:1168:MET:HB2	2.30	0.66
3:N:1209:LEU:HD23	3:N:1210:SER:N	2.11	0.66
1:B:38:ASN:O	1:B:41:ARG:HG2	1.96	0.66
2:C:182:VAL:HG12	2:C:193:LEU:HD13	1.78	0.66
2:C:405:ARG:HD2	2:C:442:GLU:OE1	1.96	0.66
2:C:703:ILE:HD11	2:C:830:LYS:HG2	1.78	0.66
2:C:724:ARG:HB3	2:C:724:ARG:HH11	1.60	0.66

Continued on next page...

Continued from previous page...

Atom-1	Atom-2	Interatomic distance (Å)	Clash overlap (Å)
3:D:176:ASP:HA	9:D:2419:HOH:O	1.96	0.66
3:D:462:GLN:HA	3:D:513:ILE:HD13	1.78	0.66
3:D:1262:LEU:HD23	3:D:1352:ILE:HG13	1.78	0.66
5:F:335:ASP:OD1	5:F:338:LEU:HB2	1.94	0.66
1:K:91:ASN:HB2	9:K:5800:HOH:O	1.94	0.66
2:M:939:ARG:HD3	2:M:982:PRO:HD3	1.77	0.66
3:N:535:PHE:HB3	5:P:314:PRO:HB3	1.78	0.66
3:N:1399:ASP:O	3:N:1403:LEU:HB2	1.95	0.66
1:B:180:GLN:HA	9:B:9698:HOH:O	1.94	0.66
2:C:256:TYR:CE1	2:C:293:PHE:HB2	2.30	0.66
2:C:1014:SER:HB3	2:C:1017:THR:O	1.95	0.66
3:D:924:MET:HB3	4:E:7:ASP:OD1	1.96	0.66
3:D:1096:ARG:HH11	3:D:1096:ARG:CB	2.08	0.66
3:D:1462:LEU:HD22	3:D:1472:ILE:HG23	1.78	0.66
3:N:984:THR:HG22	3:N:987:GLU:H	1.61	0.66
3:N:1166:LEU:HD12	3:N:1171:VAL:HG22	1.78	0.66
2:C:328:LEU:HB2	2:C:488:ALA:HB2	1.77	0.65
2:C:610:ARG:HB2	9:C:9703:HOH:O	1.96	0.65
3:D:699:VAL:CG1	3:D:717:GLN:HG3	2.26	0.65
3:D:928:ALA:HA	3:D:931:LEU:HD12	1.78	0.65
3:D:1197:ARG:HG3	3:D:1198:TYR:H	1.61	0.65
3:D:1462:LEU:HD22	3:D:1473:PRO:HD2	1.76	0.65
2:M:820:ARG:HB2	9:M:2167:HOH:O	1.95	0.65
2:M:1018:GLN:NE2	2:M:1060:ILE:HD11	2.07	0.65
2:C:146:VAL:HG22	2:C:162:ILE:HA	1.78	0.65
5:F:235:PHE:HA	9:F:9701:HOH:O	1.95	0.65
1:L:78:ILE:HG12	9:L:4728:HOH:O	1.97	0.65
2:M:89:THR:O	2:M:91:GLN:HG3	1.96	0.65
2:M:966:LEU:HD21	2:M:986:PRO:HG2	1.78	0.65
2:M:1084:SER:O	2:M:1087:VAL:HG12	1.95	0.65
3:N:28:LYS:HG3	3:N:29:PRO:HD2	1.78	0.65
3:N:1036:ARG:HH21	3:N:1042:ARG:CA	2.05	0.65
3:N:1471:LEU:HD12	3:N:1472:ILE:H	1.61	0.65
5:P:320:PRO:HB2	5:P:324:GLU:HG2	1.78	0.65
2:C:137:VAL:HG23	2:C:391:LEU:HG	1.77	0.65
2:C:478:VAL:HG13	2:C:506:ASN:HB3	1.78	0.65
1:K:41:ARG:O	1:K:45:LEU:HD12	1.96	0.65
3:N:1258:ARG:HH21	3:N:1351:GLU:HG2	1.62	0.65
5:P:404:ALA:HB2	9:P:3792:HOH:O	1.97	0.65
5:P:419:ARG:HD3	9:P:6175:HOH:O	1.95	0.65
1:B:73:GLU:HB3	1:B:77:GLU:CG	2.27	0.65

Continued on next page...

Continued from previous page...

Atom-1	Atom-2	Interatomic distance (Å)	Clash overlap (Å)
2:C:252:LYS:HE3	9:C:9859:HOH:O	1.95	0.65
2:C:328:LEU:HD22	2:C:433:THR:HG22	1.78	0.65
3:D:572:ARG:HD2	9:F:9689:HOH:O	1.95	0.65
3:D:1031:ASN:HA	9:D:2225:HOH:O	1.97	0.65
2:M:300:ASP:HB2	9:M:9603:HOH:O	1.95	0.65
2:M:305:PRO:HG3	2:M:308:ARG:HH21	1.61	0.65
2:M:451:LEU:HD12	2:M:451:LEU:H	1.58	0.65
2:M:454:SER:HB3	9:M:2089:HOH:O	1.95	0.65
2:M:479:VAL:HG21	2:M:503:LEU:HD11	1.78	0.65
3:N:875:THR:HG23	9:N:2072:HOH:O	1.95	0.65
3:N:1272:ALA:HA	3:N:1326:THR:HB	1.78	0.65
2:C:1060:ILE:HA	2:C:1063:ARG:NH1	2.12	0.65
3:D:1491:THR:O	3:D:1495:ILE:HD13	1.96	0.65
2:M:573:ARG:HG3	2:M:698:ASP:O	1.94	0.65
2:M:576:ALA:HB3	9:M:2073:HOH:O	1.96	0.65
3:N:480:GLU:OE2	3:N:484:PRO:HG2	1.97	0.65
3:N:1191:PRO:HA	9:N:9589:HOH:O	1.96	0.65
3:N:1462:LEU:HD22	3:N:1472:ILE:HG23	1.78	0.65
5:P:393:THR:HG22	5:P:394:ARG:H	1.61	0.65
1:A:11:PHE:CD1	1:B:225:PHE:HA	2.31	0.65
1:A:150:TYR:CE1	2:C:696:LYS:HA	2.32	0.65
3:D:190:GLU:HG3	3:D:210:ARG:NE	2.12	0.65
2:M:231:PRO:HG2	9:M:2420:HOH:O	1.95	0.65
2:M:310:LEU:HD13	9:M:9990:HOH:O	1.97	0.65
2:M:597:ALA:HB2	2:M:655:LEU:HD21	1.77	0.65
2:M:794:PRO:HB2	2:M:1027:PHE:CZ	2.31	0.65
3:N:105:VAL:HG12	3:N:106:LYS:NZ	2.11	0.65
3:N:117:ASP:HB2	3:N:495:ARG:NH2	2.12	0.65
3:N:137:PRO:HD2	3:N:453:ASP:CB	2.27	0.65
3:N:566:ILE:HG12	5:P:217:ASN:HD22	1.61	0.65
3:N:728:LEU:HD12	3:N:729:HIS:H	1.62	0.65
3:N:906:GLN:HB3	3:N:911:LEU:CD1	2.25	0.65
3:N:1147:ARG:HB3	3:N:1188:VAL:CG2	2.27	0.65
4:O:74:VAL:HG12	4:O:79:LEU:HD21	1.78	0.65
5:P:266:GLU:HA	5:P:269:ASN:HD22	1.60	0.65
1:B:77:GLU:HB2	3:D:872:ARG:HH21	1.62	0.65
2:C:798:GLY:H	2:C:827:VAL:HG11	1.62	0.65
2:C:1067:TYR:O	2:C:1071:ILE:HG12	1.97	0.65
3:D:630:VAL:HA	3:D:744:GLN:HG2	1.78	0.65
3:D:980:MET:HG3	9:D:2017:HOH:O	1.96	0.65
3:D:1187:PRO:HG3	9:D:9606:HOH:O	1.96	0.65

Continued on next page...

Continued from previous page...

Atom-1	Atom-2	Interatomic distance (Å)	Clash overlap (Å)
5:F:314:PRO:HB2	9:F:9527:HOH:O	1.96	0.65
2:M:162:ILE:HB	2:M:172:ILE:HB	1.78	0.65
2:M:498:GLN:O	2:M:501:THR:HG23	1.96	0.65
2:M:833:LEU:HD12	2:M:834:GLN:H	1.62	0.65
3:N:536:ALA:HA	5:P:315:VAL:H	1.61	0.65
3:N:654:LYS:HB3	3:N:655:PRO:HD3	1.78	0.65
5:P:220:LEU:O	5:P:224:VAL:HG23	1.96	0.65
5:P:262:VAL:HG12	5:P:266:GLU:OE1	1.95	0.65
1:B:150:TYR:CD2	3:D:857:ILE:HG13	2.32	0.65
2:C:350:ARG:HB3	2:C:350:ARG:HH11	1.59	0.65
2:C:524:VAL:CG1	2:C:528:GLU:HB2	2.26	0.65
2:C:860:HIS:CD2	2:C:975:TYR:HB2	2.32	0.65
3:D:478:LEU:HD13	3:D:1388:ARG:NH2	2.12	0.65
5:F:351:SER:O	5:F:355:GLU:HB2	1.96	0.65
1:K:223:THR:HA	9:K:5661:HOH:O	1.95	0.65
3:N:127:LEU:HD12	3:N:128:TYR:N	2.11	0.65
3:N:171:LEU:HD22	3:N:390:PRO:HG3	1.79	0.65
3:N:427:VAL:CG2	3:N:435:VAL:HB	2.27	0.65
3:N:1213:ARG:HE	3:N:1213:ARG:N	1.95	0.65
3:N:1243:THR:OG1	3:N:1253:THR:HB	1.97	0.65
5:P:208:SER:HB2	5:P:211:ASP:OD1	1.96	0.65
5:P:222:ARG:HA	9:P:3420:HOH:O	1.96	0.65
1:B:68:ILE:HD12	1:B:71:VAL:HG21	1.78	0.65
2:C:115:LEU:HB3	9:C:9971:HOH:O	1.97	0.65
3:D:1285:GLU:CD	3:D:1285:GLU:H	2.00	0.65
1:L:58:ILE:HB	1:L:61:VAL:HB	1.78	0.65
2:M:1072:LYS:HA	9:M:9641:HOH:O	1.97	0.65
3:N:136:ASP:CB	3:N:137:PRO:HD3	2.27	0.65
3:N:971:LEU:HA	3:N:974:ILE:HD12	1.79	0.65
3:N:1466:VAL:HG23	3:N:1472:ILE:HD11	1.79	0.65
1:B:101:LEU:HD21	1:B:113:ASP:HB3	1.78	0.65
2:C:181:VAL:HG11	9:C:2145:HOH:O	1.97	0.65
2:C:394:PHE:HB3	7:C:8001:RPT:H321	1.79	0.65
2:C:701:THR:HG23	2:C:832:LYS:HG3	1.79	0.65
2:C:910:LYS:HB2	2:C:913:GLU:OE1	1.97	0.65
3:D:546:ARG:O	3:D:550:ARG:HG2	1.97	0.65
2:M:583:LEU:O	2:M:587:VAL:HG23	1.96	0.65
2:M:739:GLU:HG3	9:M:9543:HOH:O	1.96	0.65
3:N:101:HIS:HD2	3:N:582:LEU:HD13	1.62	0.65
3:N:992:ILE:HB	9:N:9914:HOH:O	1.97	0.65
2:C:433:THR:HA	9:C:9591:HOH:O	1.97	0.64

Continued on next page...

Continued from previous page...

Atom-1	Atom-2	Interatomic distance (Å)	Clash overlap (Å)
3:D:172:PRO:HD2	3:D:389:GLU:O	1.97	0.64
3:D:190:GLU:HG3	3:D:210:ARG:HE	1.62	0.64
3:D:1437:ALA:HA	3:D:1440:PHE:CE1	2.32	0.64
4:E:49:GLN:HB2	9:E:9593:HOH:O	1.96	0.64
2:M:95:TYR:CD2	2:M:114:PHE:HB3	2.32	0.64
3:N:756:GLN:O	3:N:760:ARG:HG2	1.95	0.64
5:P:361:LEU:HD22	5:P:366:ALA:HB2	1.79	0.64
2:C:971:LYS:HA	2:C:988:VAL:HA	1.79	0.64
3:D:396:VAL:HG21	3:D:447:VAL:HB	1.77	0.64
3:D:800:LYS:HE3	3:D:830:ALA:HB3	1.78	0.64
1:L:87:VAL:HG21	1:L:144:VAL:HG11	1.78	0.64
2:M:10:ARG:HH11	2:M:10:ARG:HA	1.62	0.64
2:M:409:ARG:HA	2:M:454:SER:HA	1.78	0.64
2:M:1034:GLU:HA	2:M:1037:VAL:HG23	1.78	0.64
3:N:434:ARG:HB2	3:N:447:VAL:HG22	1.79	0.64
3:N:715:ALA:O	3:N:764:LEU:HD12	1.97	0.64
2:C:676:ILE:HG23	3:D:948:THR:HB	1.80	0.64
3:D:122:GLU:O	3:D:126:VAL:HG23	1.98	0.64
3:D:1254:GLN:HG3	9:D:2555:HOH:O	1.96	0.64
1:L:80:LEU:HB3	3:N:867:ARG:NH2	2.13	0.64
2:M:198:ARG:HH12	2:M:231:PRO:HG3	1.62	0.64
3:N:543:LEU:HD22	3:N:580:ALA:HB1	1.78	0.64
1:A:20:TYR:HD2	1:A:21:GLY:N	1.95	0.64
2:C:71:TYR:HB2	9:C:9517:HOH:O	1.97	0.64
2:C:162:ILE:O	2:C:164:PRO:HD3	1.96	0.64
2:C:432:ARG:HD3	3:D:1048:PRO:HG2	1.79	0.64
2:C:650:ARG:HG3	2:C:653:ASP:HB2	1.78	0.64
3:D:208:PRO:HB2	3:D:395:VAL:HG13	1.78	0.64
3:D:996:TRP:HE3	3:D:999:THR:HG21	1.60	0.64
3:D:1046:GLN:HA	3:D:1052:THR:HA	1.80	0.64
5:F:163:LEU:HB3	5:F:174:LEU:HG	1.80	0.64
2:M:726:ILE:HG22	9:M:2191:HOH:O	1.98	0.64
3:N:428:LYS:HE3	3:N:434:ARG:HH12	1.63	0.64
1:B:85:LEU:HD12	1:B:124:ASN:HB3	1.78	0.64
2:C:197:LEU:HA	2:C:200:LEU:HD12	1.80	0.64
2:C:580:MET:HA	9:C:9544:HOH:O	1.97	0.64
2:C:678:PRO:O	3:D:943:THR:HA	1.97	0.64
3:D:804:LEU:HB2	3:D:830:ALA:O	1.98	0.64
1:L:33:GLY:O	1:L:195:LEU:HD22	1.97	0.64
3:N:13:ALA:HA	9:N:9515:HOH:O	1.98	0.64
3:N:672:ALA:HB2	5:P:420:ASP:OD1	1.98	0.64

Continued on next page...

Continued from previous page...

Atom-1	Atom-2	Interatomic distance (Å)	Clash overlap (Å)
3:N:975:GLU:O	3:N:979:GLU:HG3	1.97	0.64
5:P:80:PRO:HA	5:P:83:GLN:HB2	1.80	0.64
1:B:186:LEU:HD23	9:B:9707:HOH:O	1.96	0.64
3:D:795:VAL:HG23	3:D:879:ARG:HH12	1.63	0.64
3:D:1377:LYS:O	3:D:1394:VAL:HA	1.97	0.64
5:F:291:ILE:HG23	5:F:304:VAL:HG21	1.79	0.64
2:M:52:PHE:CD2	2:M:68:PHE:HB2	2.33	0.64
3:N:191:LEU:HD22	3:N:195:VAL:HG21	1.78	0.64
5:P:226:LYS:HB2	9:P:6226:HOH:O	1.96	0.64
5:P:279:GLN:HA	9:P:4921:HOH:O	1.97	0.64
2:C:76:PRO:HG3	9:C:2288:HOH:O	1.98	0.64
2:C:720:GLU:HG2	2:C:760:SER:HB3	1.80	0.64
3:D:178:LEU:HG	3:D:200:ASP:H	1.62	0.64
1:K:20:TYR:HD2	1:K:21:GLY:H	1.46	0.64
1:L:81:ASN:HB3	9:L:4066:HOH:O	1.97	0.64
1:L:89:PHE:HB2	1:L:94:LEU:HD13	1.78	0.64
3:N:817:GLU:O	3:N:821:VAL:HG23	1.98	0.64
3:N:1282:ARG:HD3	3:N:1295:GLU:OE2	1.98	0.64
1:A:177:VAL:O	2:C:864:GLY:HA3	1.97	0.64
1:B:180:GLN:HG3	9:B:9530:HOH:O	1.97	0.64
2:C:889:HIS:CE1	3:D:951:ILE:H	2.15	0.64
3:D:214:GLU:HG3	3:D:390:PRO:HB2	1.80	0.64
4:E:47:LYS:HA	4:E:54:LEU:HB3	1.80	0.64
1:L:32:PHE:HB2	9:L:5175:HOH:O	1.98	0.64
1:A:193:ASP:HA	9:A:9491:HOH:O	1.96	0.64
1:B:214:ALA:HA	1:B:217:ILE:HD12	1.79	0.64
2:C:595:LEU:HB3	9:C:9812:HOH:O	1.98	0.64
2:C:673:LEU:HD22	2:C:867:VAL:HA	1.79	0.64
2:C:1008:ARG:HE	2:C:1028:GLY:N	1.96	0.64
2:C:1098:ASP:HB2	3:D:21:TRP:CZ2	2.33	0.64
3:D:590:PRO:HA	9:D:9578:HOH:O	1.96	0.64
2:M:455:LEU:HD12	2:M:456:ALA:O	1.98	0.64
2:M:987:ILE:HG12	3:N:948:THR:HG21	1.80	0.64
2:M:1046:ALA:HB1	3:N:1471:LEU:HD11	1.80	0.64
3:N:795:VAL:HG11	3:N:863:VAL:HG13	1.79	0.64
5:P:305:GLU:HG2	9:P:3554:HOH:O	1.98	0.64
2:C:413:LEU:H	2:C:413:LEU:HD12	1.63	0.64
2:C:716:LYS:HD3	9:C:2019:HOH:O	1.96	0.64
2:C:926:PHE:O	2:C:930:LYS:HG3	1.97	0.64
2:C:1021:LEU:HD22	9:F:9484:HOH:O	1.98	0.64
3:D:395:VAL:HG12	9:D:2245:HOH:O	1.99	0.64

Continued on next page...

Continued from previous page...

Atom-1	Atom-2	Interatomic distance (Å)	Clash overlap (Å)
3:D:817:GLU:HG3	3:D:839:LEU:HD13	1.78	0.64
1:L:62:LEU:HD12	9:L:4737:HOH:O	1.97	0.64
2:M:511:GLU:O	2:M:526:PRO:HD3	1.98	0.64
4:O:41:GLU:O	4:O:45:ARG:HG2	1.98	0.64
5:P:163:LEU:HB3	5:P:174:LEU:CG	2.28	0.64
2:C:250:ARG:HG2	2:C:253:ALA:HB3	1.79	0.63
2:C:379:GLU:O	2:C:383:ARG:HB3	1.97	0.63
2:C:605:LYS:HD3	2:C:610:ARG:NH1	2.13	0.63
2:C:730:SER:O	2:C:734:LEU:HD13	1.98	0.63
3:D:860:LEU:HD23	3:D:877:PRO:HB2	1.79	0.63
3:D:1124:GLN:NE2	3:D:1135:ARG:HG2	2.13	0.63
2:M:612:VAL:HG22	2:M:622:GLU:HG3	1.80	0.63
2:M:694:LEU:HD11	2:M:868:ASP:HB3	1.80	0.63
3:N:185:VAL:CG1	3:N:191:LEU:HD21	2.28	0.63
3:N:1093:TYR:HA	9:N:2053:HOH:O	1.98	0.63
5:P:123:ASP:HB3	5:P:125:ASP:OD1	1.98	0.63
1:B:103:ALA:O	1:B:138:LEU:HD23	1.97	0.63
2:C:156:GLY:HA3	9:C:2245:HOH:O	1.97	0.63
2:C:399:ASN:HD22	2:C:399:ASN:N	1.96	0.63
2:C:404:LEU:HD22	2:C:591:SER:HB3	1.80	0.63
3:D:643:GLY:HA3	3:D:727:GLN:HB2	1.80	0.63
3:D:808:THR:HB	3:D:809:PRO:HD3	1.80	0.63
3:D:907:GLU:O	3:D:911:LEU:HD13	1.97	0.63
3:D:1465:ASN:HD21	3:D:1470:ARG:NH1	1.95	0.63
2:M:68:PHE:HZ	2:M:71:TYR:HB3	1.63	0.63
2:M:575:GLN:HA	2:M:662:GLU:OE2	1.98	0.63
2:C:816:LYS:HE2	2:C:819:VAL:HG21	1.78	0.63
3:D:396:VAL:HG11	9:D:9781:HOH:O	1.98	0.63
3:N:119:SER:H	3:N:123:LEU:HB2	1.63	0.63
3:N:1192:LEU:HD12	3:N:1346:ARG:HH21	1.63	0.63
1:A:42:ARG:NH1	2:C:978:ARG:HA	2.12	0.63
2:C:724:ARG:HB2	2:C:740:GLU:HG3	1.79	0.63
2:C:1067:TYR:CG	5:F:341:PRO:HB3	2.34	0.63
9:C:9697:HOH:O	4:E:31:LEU:HD11	1.99	0.63
1:K:109:VAL:HG23	9:K:3900:HOH:O	1.98	0.63
1:L:172:SER:HB3	9:L:4444:HOH:O	1.97	0.63
2:M:1056:LYS:O	3:N:624:ASP:HB2	1.98	0.63
2:M:1095:LEU:HD11	3:N:607:LEU:HD11	1.80	0.63
3:N:52:PRO:CG	3:N:78:VAL:HG13	2.27	0.63
3:N:95:LEU:HD12	3:N:515:GLU:C	2.18	0.63
3:N:125:GLN:HE22	3:N:587:ARG:HH21	1.46	0.63

Continued on next page...

Continued from previous page...

Atom-1	Atom-2	Interatomic distance (Å)	Clash overlap (Å)
3:N:535:PHE:O	5:P:315:VAL:N	2.30	0.63
3:N:1046:GLN:HA	3:N:1052:THR:HA	1.80	0.63
1:A:181:VAL:HG12	9:A:9491:HOH:O	1.97	0.63
2:C:355:VAL:CG2	2:C:372:LEU:HG	2.28	0.63
2:C:771:GLU:O	2:C:775:ARG:HG2	1.98	0.63
3:D:829:VAL:HA	9:D:2030:HOH:O	1.97	0.63
3:D:1272:ALA:HB2	9:D:2257:HOH:O	1.97	0.63
1:K:99:LEU:HB3	1:K:114:PHE:CD2	2.34	0.63
3:N:584:ASN:ND2	3:N:590:PRO:HD2	2.14	0.63
3:N:628:ARG:HD3	3:N:744:GLN:HE22	1.63	0.63
4:O:31:LEU:HD23	4:O:35:PHE:CE1	2.33	0.63
4:O:84:ARG:HB2	4:O:84:ARG:HH11	1.64	0.63
5:P:130:VAL:HG21	5:P:159:ILE:HG21	1.80	0.63
1:A:198:ARG:HD3	1:A:200:TRP:HH2	1.62	0.63
2:C:95:TYR:CD2	2:C:114:PHE:HB3	2.34	0.63
2:C:1066:ALA:O	2:C:1070:ILE:HG13	1.99	0.63
5:F:112:ALA:HA	5:F:173:TYR:HD2	1.63	0.63
2:M:19:THR:HG22	2:M:22:GLN:HB2	1.79	0.63
2:M:191:PHE:HZ	2:M:196:LEU:HB2	1.64	0.63
2:M:516:ARG:NE	3:N:1068:LEU:HD13	2.13	0.63
2:M:943:VAL:HA	9:M:2224:HOH:O	1.99	0.63
3:N:1465:ASN:ND2	3:N:1470:ARG:HD3	2.12	0.63
2:C:145:GLY:H	2:C:163:ILE:HG23	1.63	0.63
2:C:516:ARG:HD3	2:C:521:PRO:HA	1.81	0.63
2:C:595:LEU:HD23	2:C:655:LEU:HD12	1.81	0.63
2:C:724:ARG:HG3	2:C:741:GLY:N	2.07	0.63
2:C:949:LYS:CD	3:D:796:ARG:HH21	2.12	0.63
2:C:1034:GLU:HA	2:C:1037:VAL:HG23	1.81	0.63
2:C:1084:SER:O	2:C:1087:VAL:HG12	1.98	0.63
3:D:111:LYS:HD3	9:D:9759:HOH:O	1.97	0.63
3:D:135:LEU:HD13	3:D:147:VAL:HG23	1.80	0.63
3:D:551:ASN:O	3:D:555:LYS:HG3	1.98	0.63
3:D:705:ALA:HB3	3:D:706:PRO:HD3	1.79	0.63
3:D:1147:ARG:HB2	3:D:1166:LEU:HD21	1.80	0.63
2:M:443:THR:O	2:M:559:LEU:HD11	1.99	0.63
2:M:816:LYS:HB2	2:M:819:VAL:HG21	1.81	0.63
3:N:393:ILE:HD12	3:N:393:ILE:H	1.64	0.63
3:N:1095:THR:O	3:N:1099:VAL:HG23	1.99	0.63
3:N:1147:ARG:O	3:N:1165:TYR:HA	1.99	0.63
4:O:72:ARG:HD2	9:O:5366:HOH:O	1.98	0.63
2:C:25:SER:HB2	2:C:335:THR:HB	1.81	0.63

Continued on next page...

Continued from previous page...

Atom-1	Atom-2	Interatomic distance (Å)	Clash overlap (Å)
3:D:699:VAL:HG21	3:D:760:ARG:HB3	1.81	0.63
3:D:787:LEU:HD21	3:D:947:ILE:HD13	1.80	0.63
3:D:1290:LEU:HD13	3:D:1305:LEU:HD12	1.80	0.63
2:M:428:ARG:HG2	2:M:451:LEU:HG	1.81	0.63
2:M:863:ASP:OD2	2:M:865:THR:HG22	1.99	0.63
2:M:1115:LEU:HD12	2:M:1115:LEU:H	1.64	0.63
3:N:1159:ARG:HD3	9:N:9583:HOH:O	1.98	0.63
1:A:97:VAL:HG23	9:A:9486:HOH:O	1.98	0.63
3:D:393:ILE:H	3:D:393:ILE:HD12	1.64	0.63
5:F:347:GLN:HG2	9:F:9631:HOH:O	1.98	0.63
1:K:78:ILE:HA	1:K:81:ASN:ND2	2.14	0.63
2:M:367:LEU:HB3	2:M:371:LYS:HG2	1.81	0.63
2:M:431:HIS:H	2:M:434:HIS:CE1	2.17	0.63
3:N:589:ALA:HB3	9:N:9549:HOH:O	1.98	0.63
3:N:800:LYS:HE3	3:N:830:ALA:HB3	1.80	0.63
3:N:1329:ALA:HA	9:N:9884:HOH:O	1.98	0.63
3:N:1500:LYS:HA	9:N:2479:HOH:O	1.99	0.63
2:C:151:ASP:HB2	2:C:157:ARG:O	1.98	0.62
2:C:305:PRO:HG3	2:C:308:ARG:NH2	2.14	0.62
2:C:721:ARG:HH21	2:C:783:ARG:HH21	1.47	0.62
2:C:1034:GLU:HG3	9:C:9762:HOH:O	1.98	0.62
3:D:126:VAL:HG22	9:D:2697:HOH:O	1.98	0.62
3:D:531:ASP:C	3:D:533:GLY:H	2.00	0.62
3:D:584:ASN:ND2	3:D:590:PRO:HD2	2.14	0.62
3:D:810:GLU:O	3:D:813:LEU:HG	1.98	0.62
3:D:1063:GLU:HG2	3:D:1064:GLY:N	2.14	0.62
5:F:273:ARG:HB3	9:F:9511:HOH:O	1.97	0.62
3:N:423:ASP:OD2	5:P:174:LEU:HD22	1.98	0.62
2:C:244:PRO:HB3	9:C:9757:HOH:O	1.99	0.62
2:C:557:ARG:HB2	9:C:9570:HOH:O	1.98	0.62
3:D:101:HIS:HD1	3:D:103:TRP:HB2	1.63	0.62
3:D:434:ARG:HB2	3:D:447:VAL:HG13	1.80	0.62
3:D:1495:ILE:HD11	9:E:9594:HOH:O	1.97	0.62
5:F:347:GLN:HG3	9:F:9808:HOH:O	1.99	0.62
2:M:603:VAL:HG21	2:M:643:VAL:CG1	2.28	0.62
2:M:802:ARG:HB3	9:M:9780:HOH:O	1.98	0.62
3:N:177:ALA:HB3	9:N:2388:HOH:O	1.99	0.62
5:P:87:GLU:O	5:P:91:VAL:HG23	1.99	0.62
1:B:151:VAL:HG23	9:B:9528:HOH:O	1.99	0.62
2:C:503:LEU:HD13	2:C:507:ARG:O	1.99	0.62
2:C:606:VAL:HG22	2:C:645:VAL:HG22	1.81	0.62

Continued on next page...

Continued from previous page...

Atom-1	Atom-2	Interatomic distance (Å)	Clash overlap (Å)
2:C:672:VAL:CG2	2:C:868:ASP:HB2	2.30	0.62
2:C:675:ALA:HB2	2:C:867:VAL:HG11	1.81	0.62
1:K:67:THR:HG23	2:M:627:ARG:NH2	2.14	0.62
2:M:222:MET:HB3	9:M:9807:HOH:O	1.98	0.62
3:N:674:ARG:HG2	3:N:674:ARG:HH11	1.64	0.62
5:P:154:LYS:O	5:P:158:GLU:HG3	1.98	0.62
1:A:42:ARG:NH1	2:C:857:ASP:HB3	2.15	0.62
1:B:132:LEU:HG	1:B:136:GLY:HA3	1.80	0.62
2:C:313:LEU:HA	9:C:2113:HOH:O	1.98	0.62
2:C:554:ASP:HB2	2:C:880:MET:HB2	1.80	0.62
2:C:579:VAL:HB	2:C:890:LEU:CD2	2.28	0.62
3:D:26:VAL:HG11	3:D:44:LEU:HD23	1.82	0.62
3:D:471:GLU:O	3:D:475:LYS:HD2	1.99	0.62
3:D:1436:SER:HB3	9:D:9596:HOH:O	1.98	0.62
2:M:15:LEU:H	2:M:15:LEU:HD12	1.64	0.62
2:M:308:ARG:HB3	9:M:9658:HOH:O	1.99	0.62
2:M:310:LEU:O	2:M:314:THR:HG23	1.99	0.62
5:P:395:GLU:O	5:P:399:GLN:HB2	1.98	0.62
1:A:189:ARG:HB3	9:A:9613:HOH:O	1.99	0.62
9:A:9505:HOH:O	1:B:43:ILE:HD11	1.98	0.62
3:D:146:PRO:HG2	9:D:9964:HOH:O	1.99	0.62
3:D:478:LEU:HD22	3:D:1388:ARG:CZ	2.28	0.62
3:D:679:ARG:HB2	3:D:682:ASP:OD2	2.00	0.62
3:D:860:LEU:HA	3:D:877:PRO:HB2	1.81	0.62
3:D:972:LEU:HD23	3:D:973:GLN:N	2.14	0.62
3:D:1399:ASP:HA	9:D:2529:HOH:O	1.99	0.62
1:K:62:LEU:HD12	9:K:3552:HOH:O	1.98	0.62
1:K:88:ARG:HD2	1:K:88:ARG:O	1.99	0.62
2:M:42:VAL:HG12	2:M:43:GLY:H	1.65	0.62
2:M:276:LYS:HB3	9:M:9769:HOH:O	1.99	0.62
2:M:1105:LYS:HG2	9:M:2030:HOH:O	1.99	0.62
1:A:74:ASP:HA	9:A:9598:HOH:O	1.99	0.62
1:A:120:VAL:HG13	9:A:9516:HOH:O	1.99	0.62
1:B:184:THR:HB	1:B:194:LYS:NZ	2.15	0.62
2:C:580:MET:HB3	2:C:584:GLU:OE2	2.00	0.62
2:C:724:ARG:NE	2:C:737:LEU:O	2.32	0.62
3:D:117:ASP:HB2	3:D:495:ARG:NH2	2.13	0.62
3:D:128:TYR:CE1	3:D:461:ILE:HG13	2.34	0.62
3:D:1342:GLU:HB3	9:D:9499:HOH:O	2.00	0.62
5:F:316:SER:HB3	5:F:318:GLU:O	2.00	0.62
1:L:26:GLU:HB3	9:L:3467:HOH:O	1.99	0.62

Continued on next page...

Continued from previous page...

Atom-1	Atom-2	Interatomic distance (Å)	Clash overlap (Å)
2:M:139:GLN:O	2:M:333:ILE:HA	2.00	0.62
2:M:433:THR:HG21	2:M:488:ALA:HB1	1.81	0.62
2:M:640:ARG:HB3	9:M:2138:HOH:O	1.99	0.62
2:M:770:GLU:HG2	3:N:65:ARG:NH2	2.15	0.62
2:M:971:LYS:HA	2:M:988:VAL:HA	1.81	0.62
3:N:1127:GLU:HB2	9:N:9636:HOH:O	1.99	0.62
5:P:321:ILE:HD11	5:P:329:TYR:HB2	1.81	0.62
2:C:376:ARG:NH1	5:F:285:GLU:HG2	2.15	0.62
3:D:179:VAL:HB	9:D:2419:HOH:O	1.99	0.62
1:L:5:LYS:HA	1:L:5:LYS:NZ	2.15	0.62
3:N:450:TYR:HB3	9:N:9938:HOH:O	1.99	0.62
3:N:633:VAL:HG22	3:N:635:PRO:HD3	1.82	0.62
2:C:398:THR:OG1	2:C:633:GLN:HG3	2.00	0.62
3:D:562:ALA:HB1	3:D:567:ILE:CD1	2.29	0.62
3:D:572:ARG:HH22	5:F:83:GLN:HG3	1.65	0.62
1:L:64:GLU:HG3	9:L:4182:HOH:O	1.99	0.62
2:M:97:ARG:HD2	9:M:9731:HOH:O	2.00	0.62
3:N:1493:LYS:O	3:N:1497:GLU:HG2	1.99	0.62
2:C:333:ILE:CD1	2:C:467:ILE:HG13	2.29	0.62
2:C:543:ASN:HD22	2:C:562:SER:HB3	1.64	0.62
2:C:569:VAL:HG23	2:C:635:THR:HG22	1.81	0.62
2:C:702:SER:HB2	9:C:9792:HOH:O	1.99	0.62
3:D:473:LEU:HD21	3:D:495:ARG:CZ	2.30	0.62
3:D:502:PHE:CE2	3:D:1452:ILE:HG13	2.35	0.62
3:D:675:ARG:O	3:D:678:GLU:HG2	1.99	0.62
3:D:1318:TYR:HB3	9:D:2293:HOH:O	1.99	0.62
4:E:41:GLU:HG2	9:E:9566:HOH:O	1.99	0.62
2:M:207:LEU:HD23	2:M:211:LEU:HD23	1.81	0.62
2:M:276:LYS:H	2:M:276:LYS:HD2	1.64	0.62
3:N:972:LEU:HD13	9:N:2036:HOH:O	2.00	0.62
3:N:1057:VAL:HG13	3:N:1069:GLU:HB3	1.81	0.62
3:D:197:SER:CB	3:D:203:ALA:HB3	2.25	0.62
3:D:500:ARG:HH22	3:D:1388:ARG:NH1	1.97	0.62
3:D:1432:LYS:HG3	3:D:1433:SER:H	1.65	0.62
5:F:398:ARG:HG2	5:F:402:ASN:ND2	2.14	0.62
2:M:37:GLU:HA	9:M:2385:HOH:O	1.98	0.62
2:M:468:ARG:HD3	2:M:485:TYR:HB3	1.81	0.62
2:M:1095:LEU:HB2	2:M:1097:LEU:HD21	1.81	0.62
3:N:139:GLY:O	3:N:147:VAL:HB	2.00	0.62
3:N:692:GLU:HG2	3:N:720:LEU:HD12	1.81	0.62
2:C:178:PRO:HA	9:C:2061:HOH:O	1.99	0.61

Continued on next page...

Continued from previous page...

Atom-1	Atom-2	Interatomic distance (Å)	Clash overlap (Å)
2:C:298:PHE:HB3	9:C:2271:HOH:O	2.01	0.61
3:D:9:ARG:HA	3:D:1434:TRP:HH2	1.64	0.61
3:D:41:ARG:NH1	3:D:42:ASP:HB2	2.13	0.61
3:D:109:PRO:HD3	9:D:9821:HOH:O	2.00	0.61
3:D:402:PRO:HG2	3:D:444:VAL:HG11	1.80	0.61
3:D:877:PRO:O	3:D:880:ILE:HG22	1.99	0.61
3:D:1251:ASP:O	3:D:1270:ALA:HB3	1.99	0.61
2:M:157:ARG:HD3	2:M:158:TYR:N	2.15	0.61
2:M:630:ARG:HA	9:M:9812:HOH:O	2.00	0.61
2:M:939:ARG:HG3	9:M:9643:HOH:O	2.00	0.61
3:N:662:GLU:HB2	9:N:2066:HOH:O	2.00	0.61
3:N:728:LEU:HD22	3:N:745:MET:SD	2.40	0.61
4:O:47:LYS:HA	4:O:54:LEU:HB3	1.81	0.61
5:P:342:VAL:HB	9:P:5304:HOH:O	2.00	0.61
1:B:33:GLY:O	1:B:195:LEU:HD22	2.00	0.61
2:C:640:ARG:NH1	2:C:642:ARG:HH22	1.98	0.61
3:D:611:GLN:HB2	9:F:9660:HOH:O	2.00	0.61
2:M:162:ILE:O	2:M:164:PRO:HD3	2.00	0.61
9:M:2401:HOH:O	5:P:409:LYS:HD2	1.98	0.61
2:C:84:ARG:NH2	2:C:128:ILE:HD11	2.15	0.61
3:D:141:ILE:HG21	3:D:161:LEU:HD21	1.82	0.61
3:D:1304:LYS:HA	9:D:2093:HOH:O	2.00	0.61
3:N:421:LEU:HD12	3:N:435:VAL:HG11	1.81	0.61
3:N:705:ALA:HB3	3:N:706:PRO:HD3	1.82	0.61
2:C:480:THR:HG22	2:C:482:GLU:H	1.66	0.61
3:D:1137:ARG:O	3:D:1141:GLU:HG3	2.00	0.61
3:D:1183:ILE:HG22	9:D:9811:HOH:O	2.00	0.61
2:M:149:THR:HG22	9:M:2395:HOH:O	2.00	0.61
2:M:178:PRO:HB3	9:M:9661:HOH:O	2.01	0.61
2:M:198:ARG:NH1	2:M:231:PRO:HG3	2.16	0.61
2:M:468:ARG:HD2	9:M:2017:HOH:O	1.98	0.61
2:M:720:GLU:HG2	2:M:760:SER:HB3	1.83	0.61
2:M:745:ILE:HG13	9:M:9989:HOH:O	2.00	0.61
3:N:957:PRO:HB3	3:N:959:GLU:OE1	2.00	0.61
3:N:1236:LEU:HA	9:N:2360:HOH:O	1.98	0.61
1:B:110:LYS:HG3	9:B:9511:HOH:O	1.99	0.61
3:D:1154:GLU:HG2	9:D:9504:HOH:O	2.00	0.61
3:D:1299:PHE:HB2	9:D:9955:HOH:O	1.98	0.61
5:F:100:VAL:HG21	9:F:9680:HOH:O	2.00	0.61
1:L:54:THR:HG22	1:L:158:ILE:HG13	1.82	0.61
2:M:437:ARG:CZ	2:M:488:ALA:HA	2.31	0.61

Continued on next page...

Continued from previous page...

Atom-1	Atom-2	Interatomic distance (Å)	Clash overlap (Å)
3:N:428:LYS:HE3	3:N:434:ARG:NH1	2.15	0.61
5:P:120:THR:HB	9:P:4895:HOH:O	2.00	0.61
5:P:166:LEU:O	5:P:171:LYS:HB2	2.00	0.61
2:C:62:GLY:O	2:C:103:LYS:HG3	2.00	0.61
2:C:197:LEU:HD12	2:C:207:LEU:HD11	1.81	0.61
2:C:218:VAL:HA	2:C:221:LEU:HD23	1.82	0.61
2:C:511:GLU:O	2:C:526:PRO:HD3	1.99	0.61
2:C:769:PRO:HG3	9:F:9763:HOH:O	1.99	0.61
3:D:501:ALA:HB2	9:D:9860:HOH:O	1.99	0.61
3:D:1135:ARG:HD3	9:D:2109:HOH:O	2.01	0.61
5:F:278:LEU:O	5:F:282:LEU:HG	2.00	0.61
2:M:431:HIS:CD2	2:M:433:THR:H	2.19	0.61
2:M:569:VAL:HG12	2:M:996:LYS:O	2.01	0.61
3:N:422:ALA:HB3	3:N:427:VAL:CG2	2.25	0.61
3:N:863:VAL:HG23	9:N:9553:HOH:O	2.01	0.61
3:N:1425:THR:HG23	3:N:1426:LYS:N	2.16	0.61
1:A:184:THR:HG23	1:A:192:LEU:HB2	1.83	0.61
1:B:26:GLU:HG2	1:B:27:PRO:HA	1.82	0.61
2:C:108:ILE:H	2:C:108:ILE:HD12	1.65	0.61
2:C:543:ASN:ND2	2:C:562:SER:HB3	2.16	0.61
3:D:668:PRO:HB2	9:F:9602:HOH:O	2.00	0.61
3:D:1403:LEU:O	3:D:1407:LEU:HB2	2.00	0.61
2:M:139:GLN:HE21	2:M:334:ARG:HD2	1.64	0.61
2:M:707:ARG:NH1	2:M:709:GLU:HB2	2.15	0.61
2:M:1115:LEU:HD23	3:N:85:VAL:HG13	1.82	0.61
3:N:208:PRO:HB2	3:N:395:VAL:HG22	1.81	0.61
3:N:618:LEU:HD22	9:N:2165:HOH:O	2.00	0.61
3:N:860:LEU:HA	3:N:877:PRO:HB2	1.82	0.61
3:N:983:LEU:HA	3:N:987:GLU:OE2	2.01	0.61
5:P:291:ILE:HB	9:P:3811:HOH:O	1.99	0.61
2:C:318:PRO:HD2	9:C:2113:HOH:O	2.00	0.61
2:C:625:LEU:HD11	2:C:641:PRO:HG3	1.82	0.61
3:D:760:ARG:HB2	9:E:9559:HOH:O	2.00	0.61
3:D:807:ALA:HB2	3:D:833:GLU:OE1	2.01	0.61
3:D:1412:LYS:HE3	9:D:2567:HOH:O	2.00	0.61
5:F:131:VAL:HG13	5:F:178:ARG:HD3	1.81	0.61
5:F:361:LEU:HD23	5:F:362:SER:N	2.14	0.61
2:M:140:ILE:HG22	2:M:333:ILE:HG13	1.83	0.61
2:M:148:PHE:HB3	9:M:9990:HOH:O	2.00	0.61
2:M:1017:THR:HG23	9:P:5990:HOH:O	2.01	0.61
3:N:15:PRO:HA	3:N:18:ILE:HG12	1.83	0.61

Continued on next page...

Continued from previous page...

Atom-1	Atom-2	Interatomic distance (Å)	Clash overlap (Å)
3:N:535:PHE:HB2	9:P:5489:HOH:O	1.99	0.61
3:N:950:GLY:H	3:N:953:ASP:HB2	1.66	0.61
3:N:984:THR:HB	3:N:987:GLU:OE1	2.01	0.61
3:N:1137:ARG:HA	3:N:1140:ILE:HD12	1.81	0.61
4:O:82:GLU:HG2	9:O:5722:HOH:O	2.01	0.61
5:P:372:ARG:HD2	9:P:5354:HOH:O	2.01	0.61
1:B:57:TYR:HB3	1:B:141:GLU:CG	2.29	0.61
2:C:498:GLN:O	2:C:501:THR:HG23	2.00	0.61
3:D:28:LYS:HD3	3:D:41:ARG:CZ	2.30	0.61
3:D:163:TYR:HB3	9:D:2435:HOH:O	2.01	0.61
3:D:964:LEU:HD22	9:D:9566:HOH:O	2.01	0.61
3:D:1394:VAL:HB	3:D:1397:LYS:HD2	1.83	0.61
2:M:439:CYS:HB2	2:M:541:SER:HB3	1.82	0.61
2:M:510:ALA:HB3	2:M:513:VAL:HG23	1.81	0.61
2:M:773:LEU:O	2:M:777:ILE:HG13	2.01	0.61
3:N:45:PHE:HD1	3:N:86:ARG:HH22	1.48	0.61
3:N:82:LYS:HD3	9:N:2443:HOH:O	2.01	0.61
3:N:584:ASN:HB2	3:N:602:SER:OG	2.00	0.61
3:N:715:ALA:HB3	3:N:764:LEU:HA	1.82	0.61
1:A:58:ILE:HB	1:A:61:VAL:HB	1.83	0.61
2:C:342:ASP:O	2:C:346:VAL:HG23	2.00	0.61
2:C:377:PRO:HA	9:C:2397:HOH:O	1.99	0.61
3:D:601:ARG:HD2	5:F:328:PHE:CE1	2.33	0.61
2:M:611:ILE:HD11	2:M:641:PRO:HG3	1.82	0.61
2:M:806:LEU:HB2	9:M:9775:HOH:O	2.01	0.61
3:N:171:LEU:HB2	3:N:390:PRO:HA	1.82	0.61
3:N:543:LEU:HD23	9:N:9696:HOH:O	2.01	0.61
3:N:770:LEU:HB2	9:N:9545:HOH:O	2.01	0.61
1:A:20:TYR:HD2	1:A:21:GLY:H	1.48	0.60
2:C:260:LEU:HB2	2:C:291:ALA:HB1	1.83	0.60
2:C:789:SER:O	2:C:791:ARG:HG2	2.01	0.60
3:D:438:ASP:HB2	9:D:9897:HOH:O	2.01	0.60
1:L:101:LEU:HG	1:L:114:PHE:HA	1.81	0.60
2:M:321:GLU:HB3	9:M:9537:HOH:O	2.00	0.60
3:N:185:VAL:HG12	3:N:191:LEU:HD21	1.83	0.60
3:N:659:LYS:HE3	3:N:663:GLU:OE1	2.00	0.60
3:N:838:ARG:HB2	9:N:9806:HOH:O	2.01	0.60
4:O:21:VAL:O	4:O:25:LYS:HG3	1.99	0.60
2:C:470:PRO:HB3	2:C:485:TYR:CZ	2.36	0.60
3:D:61:GLY:CA	3:D:64:LYS:HE3	2.31	0.60
3:D:119:SER:HB2	3:D:123:LEU:HB2	1.82	0.60

Continued on next page...

Continued from previous page...

Atom-1	Atom-2	Interatomic distance (Å)	Clash overlap (Å)
3:D:183:GLU:HA	3:D:186:VAL:HG12	1.82	0.60
3:D:1147:ARG:O	3:D:1165:TYR:HA	2.01	0.60
1:L:36:LEU:O	1:L:39:PRO:HD2	2.01	0.60
1:L:103:ALA:HB1	1:L:107:LYS:HD2	1.83	0.60
2:M:772:ARG:HG3	2:M:773:LEU:N	2.15	0.60
2:M:841:ASN:ND2	2:M:844:GLY:H	1.99	0.60
3:N:481:MET:SD	3:N:1388:ARG:HG2	2.40	0.60
3:N:584:ASN:HD21	3:N:590:PRO:HB2	1.66	0.60
4:O:50:THR:HB	9:O:3763:HOH:O	2.00	0.60
5:P:117:SER:HA	9:P:4895:HOH:O	2.01	0.60
5:P:225:GLU:HB3	9:P:3420:HOH:O	2.00	0.60
2:C:424:GLY:HA3	9:C:2382:HOH:O	2.02	0.60
3:D:728:LEU:HD13	3:D:745:MET:HE1	1.83	0.60
3:D:817:GLU:HG2	3:D:840:LYS:HZ2	1.66	0.60
3:D:1084:THR:HG21	9:D:2388:HOH:O	2.02	0.60
5:F:403:LYS:HA	5:F:403:LYS:NZ	2.16	0.60
1:L:101:LEU:HD21	1:L:113:ASP:HB3	1.83	0.60
1:L:110:LYS:HG3	9:L:5936:HOH:O	2.00	0.60
3:N:139:GLY:H	3:N:147:VAL:HG21	1.65	0.60
4:O:60:ALA:O	4:O:63:TRP:HB2	2.01	0.60
5:P:209:PHE:O	5:P:213:ILE:HG13	2.00	0.60
1:A:5:LYS:O	1:A:8:ALA:HB2	2.01	0.60
2:C:29:ALA:HB2	2:C:337:GLY:CA	2.30	0.60
2:C:575:GLN:H	2:C:667:ALA:HB1	1.65	0.60
2:C:603:VAL:HG21	2:C:643:VAL:CG1	2.30	0.60
3:D:28:LYS:HB2	3:D:41:ARG:HD2	1.83	0.60
3:D:455:ARG:HG2	3:D:455:ARG:HH11	1.65	0.60
5:F:417:LYS:HA	9:F:9602:HOH:O	2.01	0.60
1:L:45:LEU:HD21	1:L:177:VAL:HG22	1.81	0.60
2:M:137:VAL:HG11	2:M:393:GLN:NE2	2.15	0.60
2:M:358:ARG:HH22	2:M:374:ASN:HB3	1.66	0.60
3:N:829:VAL:HG23	9:N:2131:HOH:O	2.01	0.60
1:A:221:HIS:HA	1:A:224:TYR:CD2	2.36	0.60
1:B:212:ASN:O	1:B:215:VAL:HG22	2.01	0.60
2:C:122:THR:HA	9:C:9789:HOH:O	2.00	0.60
2:C:244:PRO:HG2	2:C:246:ASP:OD2	2.01	0.60
2:C:332:ARG:HA	2:C:465:GLY:O	2.02	0.60
2:C:431:HIS:H	2:C:434:HIS:CE1	2.19	0.60
3:D:105:VAL:HG21	3:D:128:TYR:HE2	1.66	0.60
1:L:184:THR:HG23	1:L:192:LEU:HB3	1.83	0.60
2:M:643:VAL:HG22	2:M:647:GLN:HE22	1.65	0.60

Continued on next page...

Continued from previous page...

Atom-1	Atom-2	Interatomic distance (Å)	Clash overlap (Å)
2:M:679:PHE:HD2	2:M:680:ASP:H	1.49	0.60
2:M:887:GLU:HB3	9:M:9573:HOH:O	2.01	0.60
2:M:944:LEU:HD21	2:M:963:LEU:HD22	1.84	0.60
2:M:1016:ILE:HG23	3:N:526:PRO:HG2	1.83	0.60
2:M:1109:VAL:HG11	3:N:5:VAL:HG22	1.84	0.60
3:N:130:SER:HB3	3:N:132:TYR:CE1	2.36	0.60
3:N:141:ILE:HG12	3:N:449:SER:HA	1.84	0.60
3:N:1220:ALA:O	3:N:1224:VAL:HG23	2.00	0.60
1:B:80:LEU:HD23	3:D:867:ARG:NH1	2.17	0.60
2:C:513:VAL:HG13	9:C:9526:HOH:O	2.02	0.60
9:C:9676:HOH:O	3:D:621:LYS:HE2	2.02	0.60
3:D:87:ARG:HB3	3:D:523:ASP:CB	2.28	0.60
3:D:1336:LEU:HA	3:D:1344:VAL:HG22	1.83	0.60
5:F:317:LEU:O	5:F:329:TYR:HB3	2.01	0.60
2:M:212:GLY:HA3	2:M:218:VAL:HG23	1.82	0.60
2:M:571:LEU:HG	2:M:700:TYR:HA	1.83	0.60
2:M:674:VAL:HG23	2:M:869:VAL:O	2.01	0.60
2:M:752:GLY:H	2:M:792:VAL:HB	1.65	0.60
3:N:65:ARG:HB3	9:N:9605:HOH:O	2.01	0.60
3:N:73:CYS:HB3	3:N:76:CYS:O	2.02	0.60
3:N:210:ARG:NH1	3:N:398:ALA:HB3	2.07	0.60
3:N:402:PRO:HG2	3:N:444:VAL:HG11	1.83	0.60
3:N:704:ARG:CG	3:N:736:PHE:HB3	2.30	0.60
3:N:782:SER:O	3:N:786:ILE:HG13	2.02	0.60
3:N:1212:ALA:HB3	3:N:1213:ARG:HH21	1.66	0.60
3:N:1428:ALA:O	3:N:1431:THR:HG22	2.02	0.60
3:N:1459:LEU:HD22	3:N:1465:ASN:HD22	1.66	0.60
2:C:571:LEU:HD21	2:C:700:TYR:HD2	1.67	0.60
2:C:798:GLY:H	2:C:827:VAL:CG1	2.14	0.60
2:C:882:LEU:HD22	3:D:951:ILE:CD1	2.32	0.60
3:D:136:ASP:CB	3:D:137:PRO:HD3	2.31	0.60
1:L:41:ARG:HG2	1:L:177:VAL:HG21	1.84	0.60
1:L:212:ASN:O	1:L:215:VAL:HG22	2.01	0.60
2:M:256:TYR:CE1	2:M:293:PHE:HB2	2.37	0.60
2:M:609:ASN:HB2	9:M:9673:HOH:O	2.02	0.60
2:M:900:ARG:HD2	9:M:9963:HOH:O	2.02	0.60
2:M:1115:LEU:HD12	2:M:1115:LEU:N	2.17	0.60
3:N:964:LEU:HD22	3:N:1058:ARG:NH1	2.16	0.60
4:O:36:LYS:HB2	9:O:6252:HOH:O	2.01	0.60
4:O:76:GLY:N	4:O:79:LEU:HD22	2.16	0.60
2:C:269:LEU:HD12	2:C:288:ARG:N	2.16	0.60

Continued on next page...

Continued from previous page...

Atom-1	Atom-2	Interatomic distance (Å)	Clash overlap (Å)
2:C:740:GLU:HB2	9:C:2377:HOH:O	2.01	0.60
2:C:1086:ARG:HB3	2:C:1112:PHE:HE2	1.66	0.60
3:D:136:ASP:HB3	3:D:137:PRO:HD3	1.84	0.60
3:D:486:ARG:HH21	3:D:489:ARG:NH2	1.99	0.60
3:D:903:ASP:HA	9:D:9918:HOH:O	2.01	0.60
3:D:972:LEU:O	3:D:976:GLN:HG3	2.01	0.60
3:D:1082:ALA:O	3:D:1086:LEU:HD13	2.00	0.60
2:M:1115:LEU:HB3	3:N:85:VAL:HG12	1.83	0.60
3:N:831:GLY:HA3	9:N:9512:HOH:O	2.02	0.60
3:N:1491:THR:O	3:N:1495:ILE:HD13	2.00	0.60
1:A:213:GLN:O	1:A:217:ILE:HG13	2.02	0.60
1:B:38:ASN:OD1	2:C:979:THR:HA	2.02	0.60
1:B:123:MET:C	1:B:125:PRO:HD3	2.22	0.60
2:C:395:LYS:HE3	2:C:407:LYS:HD2	1.83	0.60
2:C:470:PRO:HG2	2:C:538:GLN:OE1	2.02	0.60
9:C:9634:HOH:O	3:D:630:VAL:HG23	2.01	0.60
3:D:810:GLU:HA	3:D:813:LEU:HD23	1.84	0.60
1:K:149:GLY:O	1:K:171:PHE:HB2	2.02	0.60
2:M:776:SER:HB2	9:M:9826:HOH:O	2.01	0.60
3:N:183:GLU:HA	3:N:186:VAL:HG12	1.83	0.60
3:N:191:LEU:HD13	3:N:195:VAL:HG11	1.83	0.60
3:N:215:TYR:HB2	3:N:389:GLU:HA	1.84	0.60
3:N:631:ILE:O	3:N:632:VAL:HG23	2.02	0.60
5:P:415:THR:HB	9:P:3726:HOH:O	2.01	0.60
2:C:124:ASP:HB3	2:C:592:LEU:HD12	1.82	0.60
2:C:858:MET:SD	2:C:867:VAL:HG23	2.42	0.60
2:C:874:LEU:HD23	3:D:1023:MET:SD	2.42	0.60
2:C:1090:LYS:HE2	2:C:1112:PHE:CE1	2.37	0.60
3:D:569:ASN:OD1	5:F:80:PRO:HB3	2.02	0.60
3:D:965:GLU:HA	3:D:968:ASP:HB2	1.84	0.60
3:D:1468:LEU:HD13	3:D:1470:ARG:HD3	1.83	0.60
3:N:440:VAL:HG13	9:N:2153:HOH:O	2.01	0.60
3:N:502:PHE:CE1	3:N:509:PRO:HB3	2.37	0.60
3:N:1128:VAL:HG22	9:N:9749:HOH:O	2.00	0.60
1:A:36:LEU:O	1:A:39:PRO:HD2	2.02	0.59
1:A:150:TYR:HE1	2:C:696:LYS:HA	1.67	0.59
2:C:329:GLY:N	2:C:488:ALA:HB3	2.17	0.59
2:C:1000:MET:SD	2:C:1001:VAL:HG22	2.42	0.59
2:C:1043:TYR:HE2	3:D:768:ASN:OD1	1.85	0.59
2:C:1060:ILE:HD12	2:C:1063:ARG:NH1	2.15	0.59
3:D:61:GLY:HA3	3:D:64:LYS:HE3	1.84	0.59

Continued on next page...

Continued from previous page...

Atom-1	Atom-2	Interatomic distance (Å)	Clash overlap (Å)
3:D:131:LYS:HB3	3:D:456:MET:HE3	1.83	0.59
3:D:844:ALA:O	3:D:867:ARG:HB3	2.01	0.59
3:D:1077:ALA:HB2	9:D:9550:HOH:O	2.02	0.59
3:D:1087:ARG:O	3:D:1091:SER:HB3	2.02	0.59
5:F:352:GLU:O	5:F:356:LYS:HG3	2.02	0.59
1:K:213:GLN:O	1:K:217:ILE:HG13	2.02	0.59
1:L:14:ARG:HB2	9:L:5263:HOH:O	2.02	0.59
2:M:66:LEU:HD22	2:M:372:LEU:HD23	1.83	0.59
2:M:500:ASN:HD21	3:N:1067:VAL:CG2	2.15	0.59
2:M:880:MET:HG2	3:N:1038:LEU:HD21	1.84	0.59
2:M:1024:LYS:HE2	9:M:9718:HOH:O	2.02	0.59
3:N:536:ALA:HA	5:P:315:VAL:O	2.02	0.59
3:N:543:LEU:O	3:N:546:ARG:HB2	2.02	0.59
3:N:898:GLU:HB2	3:N:921:ARG:NH2	2.16	0.59
3:N:1389:LEU:HD12	3:N:1390:LEU:H	1.67	0.59
4:O:25:LYS:HA	4:O:28:GLN:NE2	2.17	0.59
1:B:38:ASN:HB3	1:B:39:PRO:HD3	1.84	0.59
1:B:101:LEU:HD12	1:B:114:PHE:CE1	2.37	0.59
2:C:312:ALA:HB1	9:C:2264:HOH:O	2.03	0.59
3:D:703:ASN:ND2	3:D:704:ARG:H	2.00	0.59
3:D:1428:ALA:O	3:D:1431:THR:HG23	2.02	0.59
4:E:33:HIS:CD2	4:E:89:MET:HG2	2.37	0.59
1:K:218:LEU:O	1:K:222:LEU:HD23	2.02	0.59
3:N:1000:THR:O	3:N:1003:VAL:HG22	2.02	0.59
1:B:58:ILE:HD13	1:B:140:MET:HB3	1.83	0.59
2:C:200:LEU:HB2	9:C:9888:HOH:O	2.02	0.59
2:C:1015:LEU:HD12	9:C:9604:HOH:O	2.01	0.59
3:D:9:ARG:HA	3:D:1434:TRP:CH2	2.38	0.59
3:D:75:ARG:HA	9:D:9977:HOH:O	2.02	0.59
3:D:98:PRO:HD3	9:D:9723:HOH:O	2.03	0.59
3:D:108:VAL:HB	3:D:109:PRO:HD3	1.83	0.59
3:D:863:VAL:HA	9:D:9541:HOH:O	2.02	0.59
3:D:998:GLU:HA	9:D:9510:HOH:O	2.00	0.59
3:D:1243:THR:HB	3:D:1253:THR:HG22	1.83	0.59
9:K:3920:HOH:O	2:M:608:GLY:HA3	2.02	0.59
1:L:74:ASP:O	1:L:78:ILE:HG13	2.03	0.59
2:M:621:VAL:HG13	9:M:9824:HOH:O	2.02	0.59
3:N:133:ILE:HG21	3:N:454:ALA:CB	2.30	0.59
3:N:1146:GLY:HA3	3:N:1207:TYR:HB2	1.84	0.59
5:P:358:LEU:HD11	5:P:370:LYS:HZ2	1.66	0.59
1:A:161:ARG:NH1	1:A:161:ARG:HB2	2.17	0.59

Continued on next page...

Continued from previous page...

Atom-1	Atom-2	Interatomic distance (Å)	Clash overlap (Å)
1:B:84:GLU:HG2	1:B:127:LEU:HD11	1.84	0.59
1:B:140:MET:HG2	9:B:9655:HOH:O	2.02	0.59
2:C:549:PHE:CD2	2:C:886:LEU:HB3	2.38	0.59
2:C:583:LEU:O	2:C:587:VAL:HG23	2.01	0.59
2:C:744:ARG:HG3	2:C:747:ALA:HB2	1.83	0.59
3:D:813:LEU:O	3:D:817:GLU:HB2	2.02	0.59
3:D:1152:GLU:CD	3:D:1159:ARG:HH12	2.06	0.59
5:F:402:ASN:O	5:F:406:ARG:HG3	2.01	0.59
1:K:11:PHE:CD1	1:L:225:PHE:HA	2.37	0.59
1:L:123:MET:C	1:L:125:PRO:HD3	2.22	0.59
2:M:840:ALA:HB1	9:M:9563:HOH:O	2.01	0.59
3:N:1211:MET:SD	3:N:1213:ARG:HD2	2.41	0.59
3:N:1221:VAL:HB	9:N:9633:HOH:O	2.01	0.59
2:C:18:LEU:HD21	2:C:542:VAL:HG11	1.82	0.59
2:C:102:HIS:HB2	2:C:106:GLY:O	2.02	0.59
2:C:274:ARG:HB2	2:C:285:LEU:HD13	1.84	0.59
2:C:595:LEU:HD11	9:C:9740:HOH:O	2.02	0.59
3:D:51:GLY:HA3	9:D:9784:HOH:O	2.02	0.59
3:D:530:VAL:HG11	9:F:9549:HOH:O	2.01	0.59
3:D:1119:SER:HA	3:D:1186:VAL:O	2.02	0.59
1:L:90:LEU:HB3	9:L:4208:HOH:O	2.02	0.59
2:M:89:THR:HA	2:M:129:ILE:O	2.03	0.59
2:M:499:ALA:HA	9:M:2087:HOH:O	2.01	0.59
2:M:605:LYS:CB	2:M:610:ARG:HH12	2.03	0.59
3:N:8:VAL:HG11	9:N:9848:HOH:O	2.01	0.59
3:N:729:HIS:HE1	3:N:731:LEU:HG	1.66	0.59
3:N:950:GLY:O	3:N:953:ASP:N	2.31	0.59
3:N:975:GLU:HA	9:N:9710:HOH:O	2.03	0.59
3:N:1176:LYS:O	3:N:1176:LYS:HD3	2.02	0.59
3:N:1403:LEU:HD23	3:N:1407:LEU:HD22	1.83	0.59
1:A:226:SER:O	1:A:228:PRO:HD3	2.01	0.59
2:C:284:ARG:HG2	2:C:285:LEU:H	1.68	0.59
3:D:528:VAL:HG23	3:D:536:ALA:O	2.03	0.59
3:D:1420:LEU:HD12	3:D:1421:LEU:H	1.67	0.59
2:M:141:HIS:CE1	2:M:334:ARG:HE	2.20	0.59
2:M:333:ILE:HD13	2:M:467:ILE:HG13	1.85	0.59
2:M:617:ASP:HB2	9:M:2181:HOH:O	2.03	0.59
2:M:1042:ALA:HB3	3:N:710:ARG:HB3	1.84	0.59
2:C:383:ARG:HB2	2:C:383:ARG:CZ	2.31	0.59
3:D:793:THR:HG22	3:D:879:ARG:HA	1.84	0.59
4:E:48:MET:N	4:E:54:LEU:HB2	2.17	0.59

Continued on next page...

Continued from previous page...

Atom-1	Atom-2	Interatomic distance (Å)	Clash overlap (Å)
1:L:5:LYS:O	1:L:8:ALA:HB2	2.02	0.59
1:L:148:VAL:HG22	9:L:4917:HOH:O	2.02	0.59
2:M:689:VAL:CG2	2:M:870:ILE:HB	2.32	0.59
2:M:757:GLY:HA2	2:M:789:SER:HB3	1.85	0.59
3:N:546:ARG:HA	9:N:9543:HOH:O	2.01	0.59
3:N:573:MET:HG2	9:N:9529:HOH:O	2.01	0.59
2:C:8:ARG:NH1	2:C:8:ARG:HB2	2.18	0.59
2:C:276:LYS:O	2:C:280:LYS:HB2	2.02	0.59
3:D:139:GLY:O	3:D:147:VAL:HB	2.02	0.59
3:D:1124:GLN:HE21	3:D:1135:ARG:HA	1.67	0.59
3:D:1147:ARG:HB3	3:D:1188:VAL:CG2	2.32	0.59
3:D:1147:ARG:O	3:D:1166:LEU:HD23	2.02	0.59
1:K:9:PRO:HD2	1:L:224:TYR:CE1	2.38	0.59
1:L:94:LEU:HD21	1:L:119:ASP:HB2	1.84	0.59
2:M:260:LEU:HB2	2:M:291:ALA:HB1	1.85	0.59
2:M:541:SER:HB2	9:M:9944:HOH:O	2.03	0.59
3:N:884:ARG:HB2	9:N:2140:HOH:O	2.02	0.59
2:C:6:PHE:HB2	9:C:2024:HOH:O	2.01	0.59
3:D:857:ILE:HA	9:D:2193:HOH:O	2.02	0.59
4:E:87:LYS:HB2	9:E:9519:HOH:O	2.01	0.59
5:F:256:ARG:CZ	5:F:260:ILE:HD12	2.32	0.59
1:K:36:LEU:O	1:K:39:PRO:HD2	2.03	0.59
2:M:56:GLU:CG	2:M:64:LEU:HD23	2.33	0.59
3:N:59:ALA:HA	9:N:9941:HOH:O	2.02	0.59
3:N:172:PRO:HD2	3:N:389:GLU:O	2.03	0.59
3:N:441:ARG:O	3:N:443:VAL:HG23	2.02	0.59
3:N:820:GLU:HG2	3:N:825:ALA:O	2.03	0.59
3:N:1110:ALA:HB3	9:N:9637:HOH:O	2.01	0.59
4:O:48:MET:N	4:O:54:LEU:HB2	2.17	0.59
5:P:350:LEU:HA	9:P:3715:HOH:O	2.02	0.59
1:B:216:GLU:HB2	9:B:9598:HOH:O	2.03	0.59
2:C:376:ARG:HH22	5:F:285:GLU:HB3	1.67	0.59
2:C:708:TYR:HD1	2:C:708:TYR:H	1.49	0.59
2:C:874:LEU:HD21	3:D:787:LEU:CD2	2.32	0.59
3:D:817:GLU:HG2	3:D:840:LYS:NZ	2.17	0.59
5:F:85:LEU:HA	5:F:88:ILE:HD12	1.84	0.59
1:K:2:LEU:HD22	9:K:5005:HOH:O	2.03	0.59
1:K:94:LEU:HD11	1:K:119:ASP:HB3	1.84	0.59
1:L:137:ARG:NH1	1:L:137:ARG:HB3	2.18	0.59
2:M:129:ILE:HA	9:M:9795:HOH:O	2.02	0.59
2:M:139:GLN:HE22	2:M:415:PRO:HG2	1.68	0.59

Continued on next page...

Continued from previous page...

Atom-1	Atom-2	Interatomic distance (Å)	Clash overlap (Å)
2:M:437:ARG:NH1	2:M:488:ALA:HA	2.17	0.59
2:M:549:PHE:CD2	2:M:886:LEU:HB3	2.38	0.59
4:O:45:ARG:O	4:O:47:LYS:HE3	2.03	0.59
2:C:29:ALA:HB2	2:C:337:GLY:HA3	1.83	0.58
2:C:536:PRO:HD2	2:C:537:LYS:HD2	1.85	0.58
2:C:750:LYS:HD2	9:C:9787:HOH:O	2.02	0.58
2:C:1063:ARG:O	2:C:1066:ALA:HB3	2.02	0.58
3:D:116:LEU:HD23	3:D:468:LEU:HD11	1.85	0.58
3:D:208:PRO:HB2	3:D:395:VAL:HG22	1.84	0.58
3:D:493:ARG:NH1	3:D:1390:LEU:HB2	2.17	0.58
3:N:1364:HIS:ND1	3:N:1366:LYS:HB2	2.18	0.58
5:P:385:GLU:O	5:P:397:ILE:HD13	2.03	0.58
2:C:655:LEU:HB2	9:C:9812:HOH:O	2.02	0.58
2:C:975:TYR:HA	2:C:982:PRO:HA	1.84	0.58
2:C:993:PHE:CE1	2:C:995:MET:HG2	2.37	0.58
2:C:1054:THR:HG22	2:C:1059:ASP:OD2	2.03	0.58
3:D:187:LYS:HD3	9:D:9662:HOH:O	2.01	0.58
3:D:908:LYS:CG	3:D:1027:GLY:HA3	2.33	0.58
3:D:1288:GLU:OE2	3:D:1289:LYS:HE3	2.03	0.58
5:F:404:ALA:HB3	9:F:9613:HOH:O	2.01	0.58
1:L:16:GLN:HB2	9:L:4742:HOH:O	2.01	0.58
3:N:422:ALA:H	3:N:427:VAL:CG1	2.16	0.58
3:N:1122:LEU:HD11	3:N:1186:VAL:HG23	1.84	0.58
3:N:1492:LEU:HD12	3:N:1493:LYS:NZ	2.18	0.58
5:P:88:ILE:CD1	5:P:193:ARG:HB2	2.31	0.58
5:P:96:LEU:HB2	9:P:5295:HOH:O	2.03	0.58
5:P:419:ARG:HG3	5:P:420:ASP:H	1.68	0.58
1:B:22:GLU:HG2	1:B:198:ARG:HG2	1.85	0.58
1:B:65:PHE:CD1	3:D:813:LEU:HD22	2.38	0.58
2:C:142:ARG:NH1	2:C:325:ILE:HG12	2.18	0.58
2:C:203:ASP:HB2	9:C:2302:HOH:O	2.03	0.58
2:C:431:HIS:CD2	2:C:433:THR:H	2.21	0.58
2:C:698:ASP:HA	9:C:9547:HOH:O	2.04	0.58
2:C:732:ALA:HB3	9:C:9678:HOH:O	2.04	0.58
3:D:101:HIS:CE1	3:D:582:LEU:HD22	2.38	0.58
3:D:601:ARG:NH2	3:D:612:GLY:HA2	2.19	0.58
3:D:671:LYS:HG2	9:F:9580:HOH:O	2.03	0.58
3:D:834:THR:HB	3:D:838:ARG:HB3	1.85	0.58
5:F:247:ILE:HG22	5:F:251:ILE:HD11	1.85	0.58
1:K:101:LEU:HD21	1:K:113:ASP:HB3	1.85	0.58
2:M:86:LYS:HE3	2:M:813:VAL:HG12	1.85	0.58

Continued on next page...

Continued from previous page...

Atom-1	Atom-2	Interatomic distance (Å)	Clash overlap (Å)
2:M:242:LEU:HD23	2:M:244:PRO:HD3	1.85	0.58
2:M:500:ASN:HB3	9:M:9721:HOH:O	2.03	0.58
9:M:9760:HOH:O	3:N:1047:LYS:HD3	2.03	0.58
3:N:177:ALA:HB1	3:N:199:LEU:HD22	1.84	0.58
3:N:440:VAL:HG23	9:N:9588:HOH:O	2.04	0.58
3:N:984:THR:H	3:N:987:GLU:CD	2.06	0.58
2:C:630:ARG:HA	2:C:705:ILE:HD11	1.85	0.58
3:D:148:GLU:HA	9:D:2669:HOH:O	2.03	0.58
3:D:704:ARG:NH1	3:D:738:ALA:HA	2.17	0.58
3:D:1129:THR:HA	9:D:9663:HOH:O	2.03	0.58
3:D:1129:THR:HG22	9:D:2414:HOH:O	2.02	0.58
3:D:1136:LYS:HA	9:D:2534:HOH:O	2.03	0.58
3:D:1379:VAL:HG11	3:D:1395:LEU:HD23	1.85	0.58
9:D:2680:HOH:O	5:F:375:LEU:HD21	2.02	0.58
2:M:182:VAL:CG1	2:M:193:LEU:HD13	2.32	0.58
2:M:204:GLN:HB3	9:M:9981:HOH:O	2.03	0.58
2:M:263:ASP:HB2	2:M:264:PRO:HD3	1.85	0.58
3:N:211:VAL:HG13	3:N:393:ILE:HA	1.85	0.58
3:N:1262:LEU:CD2	3:N:1351:GLU:HG3	2.31	0.58
4:O:43:GLU:HG2	4:O:44:GLU:H	1.67	0.58
5:P:269:ASN:HB3	5:P:273:ARG:HH21	1.68	0.58
1:B:5:LYS:O	1:B:8:ALA:HB2	2.04	0.58
2:C:104:ASP:HB2	9:C:9663:HOH:O	2.03	0.58
2:C:145:GLY:HA3	9:C:2408:HOH:O	2.04	0.58
2:C:816:LYS:HB2	2:C:819:VAL:HG21	1.84	0.58
5:F:205:ARG:HD2	5:F:251:ILE:HD13	1.85	0.58
5:F:393:THR:HG22	5:F:394:ARG:H	1.69	0.58
5:F:410:TYR:HD2	5:F:414:ARG:HH22	1.50	0.58
2:M:890:LEU:HA	2:M:914:ILE:CD1	2.33	0.58
2:M:973:VAL:O	2:M:974:LEU:HD12	2.03	0.58
3:N:111:LYS:HZ1	3:N:498:VAL:HG12	1.67	0.58
3:N:422:ALA:HB1	5:P:178:ARG:NH1	2.17	0.58
1:B:86:VAL:HA	9:B:9563:HOH:O	2.03	0.58
2:C:244:PRO:CD	2:C:245:GLY:H	2.15	0.58
2:C:838:LYS:HG3	2:C:997:LEU:HB2	1.85	0.58
3:D:380:GLU:O	3:D:382:GLU:N	2.36	0.58
3:D:574:LEU:O	3:D:578:VAL:HG23	2.03	0.58
3:D:788:GLY:O	3:D:792:ILE:HG22	2.02	0.58
3:D:804:LEU:HD23	3:D:804:LEU:H	1.68	0.58
3:D:1087:ARG:HA	3:D:1090:ASP:HB2	1.86	0.58
3:D:1146:GLY:HA3	3:D:1207:TYR:HB2	1.84	0.58

Continued on next page...

Continued from previous page...

Atom-1	Atom-2	Interatomic distance (Å)	Clash overlap (Å)
3:D:1279:GLY:O	3:D:1318:TYR:HA	2.03	0.58
2:M:525:SER:OG	2:M:528:GLU:HG3	2.04	0.58
2:M:672:VAL:CG2	2:M:868:ASP:HB2	2.33	0.58
3:N:104:PHE:CD2	3:N:1448:THR:HG23	2.38	0.58
3:N:470:LEU:HD23	9:N:9663:HOH:O	2.02	0.58
3:N:1441:GLN:NE2	3:N:1442:ASN:H	2.00	0.58
5:P:155:THR:HA	5:P:158:GLU:OE2	2.04	0.58
5:P:291:ILE:O	5:P:295:MET:HB2	2.04	0.58
1:A:2:LEU:HB2	9:A:9681:HOH:O	2.03	0.58
2:C:15:LEU:HD13	2:C:583:LEU:HD11	1.85	0.58
2:C:469:THR:HG23	2:C:470:PRO:HD2	1.84	0.58
2:C:826:TYR:HD1	9:C:9672:HOH:O	1.85	0.58
3:D:584:ASN:HD22	3:D:584:ASN:C	2.07	0.58
3:D:996:TRP:CD2	3:D:1056:PRO:HG2	2.39	0.58
3:D:1109:GLU:CD	3:D:1202:GLN:H	2.07	0.58
2:M:49:ARG:HH11	2:M:49:ARG:HB2	1.68	0.58
2:M:244:PRO:HG2	2:M:246:ASP:OD2	2.04	0.58
2:M:705:ILE:HD11	9:M:9812:HOH:O	2.03	0.58
2:M:838:LYS:HD2	2:M:846:LYS:HZ3	1.69	0.58
2:M:1055:LEU:HD22	2:M:1066:ALA:HB2	1.84	0.58
3:N:616:GLN:OE1	3:N:619:LEU:HB3	2.03	0.58
3:N:805:GLU:HB3	9:N:9995:HOH:O	2.02	0.58
3:N:1102:THR:HG22	3:N:1222:GLY:HA2	1.84	0.58
5:P:260:ILE:HD11	5:P:310:ILE:CG2	2.32	0.58
5:P:294:ALA:HB2	9:P:3431:HOH:O	2.02	0.58
1:B:92:PRO:HA	1:B:146:ARG:NH1	2.18	0.58
2:C:497:ALA:HA	2:C:515:ALA:HA	1.86	0.58
2:C:526:PRO:HB2	9:C:9595:HOH:O	2.02	0.58
2:C:945:ARG:HB3	2:C:945:ARG:NH1	2.16	0.58
2:C:981:GLU:HG3	9:C:9552:HOH:O	2.04	0.58
2:C:1110:ASP:HA	9:C:9781:HOH:O	2.04	0.58
3:D:178:LEU:CD2	3:D:199:LEU:H	2.17	0.58
3:D:1372:VAL:HA	3:D:1375:MET:SD	2.44	0.58
1:L:81:ASN:O	1:L:84:GLU:HB3	2.04	0.58
2:M:27:ARG:HD3	9:M:9741:HOH:O	2.03	0.58
2:M:49:ARG:HD3	9:M:9640:HOH:O	2.01	0.58
2:M:145:GLY:HA3	9:M:9769:HOH:O	2.02	0.58
2:M:772:ARG:HB2	2:M:772:ARG:NH1	2.19	0.58
2:M:1050:GLN:HG2	2:M:1079:PRO:HG2	1.85	0.58
3:N:119:SER:CB	3:N:123:LEU:HB2	2.34	0.58
3:N:462:GLN:HA	3:N:513:ILE:HD13	1.84	0.58

Continued on next page...

Continued from previous page...

Atom-1	Atom-2	Interatomic distance (Å)	Clash overlap (Å)
3:N:969:ARG:O	3:N:972:LEU:HB3	2.04	0.58
3:N:1119:SER:HA	3:N:1186:VAL:O	2.03	0.58
3:N:1124:GLN:N	3:N:1133:ARG:O	2.36	0.58
9:N:9535:HOH:O	5:P:326:ASP:HB2	2.03	0.58
1:B:14:ARG:HD2	9:B:9709:HOH:O	2.04	0.58
2:C:158:TYR:CE1	2:C:313:LEU:HG	2.38	0.58
2:C:1003:ASP:HA	9:C:9634:HOH:O	2.04	0.58
3:D:139:GLY:H	3:D:147:VAL:HG21	1.69	0.58
3:D:211:VAL:HG22	3:D:393:ILE:HG23	1.85	0.58
3:D:1135:ARG:NH1	3:D:1357:ARG:HH22	2.02	0.58
5:F:102:LEU:O	5:F:106:VAL:HG23	2.04	0.58
5:F:138:SER:O	5:F:141:VAL:HG12	2.04	0.58
2:M:841:ASN:OD1	2:M:845:ASN:HB3	2.04	0.58
9:M:2376:HOH:O	3:N:1079:LYS:HB2	2.04	0.58
3:N:535:PHE:CB	5:P:314:PRO:HB3	2.34	0.58
1:A:39:PRO:HG3	1:B:39:PRO:HG3	1.86	0.58
1:A:54:THR:HG22	1:A:158:ILE:HG13	1.85	0.58
1:B:47:SER:O	1:B:49:PRO:N	2.36	0.58
2:C:122:THR:HB	2:C:124:ASP:OD1	2.03	0.58
2:C:1115:LEU:HB3	3:D:85:VAL:HG13	1.85	0.58
3:D:131:LYS:HA	3:D:456:MET:HG3	1.85	0.58
3:D:476:GLU:HG2	9:D:9483:HOH:O	2.02	0.58
3:D:1198:TYR:OH	3:D:1432:LYS:HG2	2.04	0.58
1:K:117:VAL:HB	1:K:120:VAL:CG1	2.34	0.58
2:M:700:TYR:HB3	9:M:9662:HOH:O	2.04	0.58
2:M:755:LEU:HB2	2:M:790:LEU:HD22	1.85	0.58
2:M:846:LYS:HE3	9:M:9651:HOH:O	2.03	0.58
2:M:862:PRO:HA	2:M:975:TYR:CE1	2.38	0.58
2:M:913:GLU:HG3	9:M:9616:HOH:O	2.04	0.58
2:M:1037:VAL:HG13	2:M:1049:LEU:HD11	1.85	0.58
3:N:129:PHE:CE2	3:N:587:ARG:HD3	2.38	0.58
3:N:421:LEU:HD11	3:N:437:VAL:HG22	1.85	0.58
3:N:701:LEU:HD23	3:N:748:HIS:HB2	1.85	0.58
3:N:760:ARG:HH21	4:O:3:GLU:CD	2.07	0.58
3:N:1031:ASN:HB3	3:N:1034:GLN:CD	2.24	0.58
3:N:1213:ARG:HB2	3:N:1214:PRO:CD	2.33	0.58
2:C:601:GLY:HA2	2:C:616:GLU:HG2	1.85	0.57
2:C:694:LEU:HD11	2:C:868:ASP:HB3	1.85	0.57
2:C:802:ARG:HB2	9:C:9893:HOH:O	2.04	0.57
3:D:36:THR:C	3:D:38:LYS:H	2.08	0.57
3:D:483:HIS:ND1	3:D:483:HIS:N	2.52	0.57

Continued on next page...

Continued from previous page...

Atom-1	Atom-2	Interatomic distance (Å)	Clash overlap (Å)
3:D:493:ARG:HH12	3:D:1390:LEU:H	1.51	0.57
4:E:26:ARG:HG2	4:E:67:GLU:OE1	2.03	0.57
5:F:136:LEU:HD12	5:F:137:GLY:N	2.19	0.57
5:F:366:ALA:HB3	5:F:367:MET:HE2	1.86	0.57
1:L:226:SER:O	1:L:228:PRO:HD3	2.03	0.57
2:M:191:PHE:CZ	2:M:196:LEU:HB2	2.39	0.57
2:M:629:TYR:HB2	2:M:637:LEU:HG	1.86	0.57
3:N:105:VAL:HG13	3:N:124:GLU:OE1	2.03	0.57
3:N:1280:VAL:HG22	9:N:9926:HOH:O	2.04	0.57
3:N:1475:GLY:O	3:N:1478:SER:HB3	2.04	0.57
4:O:70:THR:HG21	4:O:72:ARG:HH21	1.69	0.57
1:A:79:ILE:HD11	9:A:9511:HOH:O	2.04	0.57
1:A:80:LEU:HD22	9:A:9571:HOH:O	2.02	0.57
1:A:133:GLU:HB2	9:C:2067:HOH:O	2.04	0.57
1:A:158:ILE:HD13	9:A:9582:HOH:O	2.04	0.57
1:B:86:VAL:CG1	1:B:124:ASN:HD22	2.10	0.57
2:C:108:ILE:HD11	2:C:365:ASP:OD2	2.04	0.57
2:C:662:GLU:HG3	9:C:2147:HOH:O	2.04	0.57
2:C:720:GLU:HA	2:C:759:THR:O	2.04	0.57
3:D:1293:PHE:CD2	3:D:1302:GLU:HA	2.38	0.57
3:D:1376:MET:SD	3:D:1421:LEU:HD12	2.44	0.57
1:K:67:THR:HG21	2:M:609:ASN:HD21	1.69	0.57
3:N:181:ASP:OD2	3:N:199:LEU:HB2	2.05	0.57
3:N:408:GLU:HG3	9:N:9853:HOH:O	2.04	0.57
3:N:480:GLU:O	3:N:484:PRO:HD2	2.04	0.57
3:N:625:TYR:O	3:N:749:VAL:HG23	2.05	0.57
3:N:972:LEU:HD23	3:N:973:GLN:N	2.18	0.57
3:N:1109:GLU:OE1	3:N:1201:CYS:HB2	2.03	0.57
5:P:373:LYS:HD3	5:P:378:GLY:C	2.25	0.57
1:A:222:LEU:HD11	1:B:218:LEU:HD23	1.85	0.57
1:B:132:LEU:HD13	1:B:138:LEU:HD22	1.87	0.57
2:C:92:ALA:HB1	9:C:9550:HOH:O	2.03	0.57
2:C:99:GLN:HB2	9:C:2236:HOH:O	2.04	0.57
2:C:252:LYS:NZ	2:C:296:GLY:HA3	2.19	0.57
2:C:799:ILE:HB	9:C:9767:HOH:O	2.03	0.57
2:C:1005:MET:HB2	3:D:629:SER:HB2	1.85	0.57
3:D:137:PRO:HD2	3:D:453:ASP:CB	2.34	0.57
3:D:477:LEU:HD23	9:D:9483:HOH:O	2.03	0.57
3:D:704:ARG:HG2	3:D:736:PHE:HB3	1.84	0.57
4:E:17:TYR:N	4:E:17:TYR:CD2	2.71	0.57
5:F:207:LEU:HB3	5:F:212:LEU:HG	1.86	0.57

Continued on next page...

Continued from previous page...

Atom-1	Atom-2	Interatomic distance (Å)	Clash overlap (Å)
5:F:369:LEU:HD23	9:F:9483:HOH:O	2.02	0.57
1:K:156:HIS:HD2	1:K:157:GLY:H	1.50	0.57
2:M:56:GLU:HG2	2:M:64:LEU:HD23	1.85	0.57
2:M:130:ASN:HB3	9:M:9727:HOH:O	2.04	0.57
2:M:798:GLY:H	2:M:827:VAL:HG11	1.68	0.57
3:N:572:ARG:NH2	5:P:83:GLN:HG3	2.13	0.57
3:N:787:LEU:HD11	3:N:947:ILE:HG12	1.86	0.57
3:N:804:LEU:HG	9:N:9546:HOH:O	2.04	0.57
5:P:408:LEU:O	5:P:412:GLU:HG2	2.03	0.57
1:A:72:LYS:HD2	1:A:73:GLU:OE2	2.05	0.57
2:C:101:ILE:HD12	2:C:107:LEU:HD13	1.86	0.57
2:C:897:LEU:HD23	2:C:899:GLN:NE2	2.19	0.57
3:D:369:ALA:HB3	9:D:2237:HOH:O	2.03	0.57
3:D:603:LEU:O	3:D:607:LEU:HD12	2.04	0.57
3:D:929:ARG:HD3	9:D:2352:HOH:O	2.04	0.57
1:K:20:TYR:CD2	1:K:21:GLY:N	2.73	0.57
1:L:36:LEU:HB3	9:L:4428:HOH:O	2.04	0.57
2:M:52:PHE:CG	2:M:68:PHE:HB2	2.39	0.57
2:M:269:LEU:HG	2:M:285:LEU:HD21	1.87	0.57
2:M:679:PHE:CD1	2:M:870:ILE:HD13	2.40	0.57
2:M:710:ILE:HD12	2:M:790:LEU:HB2	1.86	0.57
2:M:976:ASP:CB	2:M:979:THR:HG22	2.35	0.57
3:N:212:ARG:HD2	9:N:9862:HOH:O	2.03	0.57
3:N:1437:ALA:O	3:N:1446:VAL:HG21	2.04	0.57
5:P:208:SER:HB2	5:P:211:ASP:CG	2.25	0.57
5:P:419:ARG:HG3	5:P:420:ASP:N	2.20	0.57
1:A:114:PHE:HB3	9:A:9585:HOH:O	2.04	0.57
1:A:123:MET:O	1:A:125:PRO:HD3	2.04	0.57
1:A:222:LEU:HD12	1:B:215:VAL:CB	2.34	0.57
1:A:222:LEU:HD21	1:B:218:LEU:HD23	1.86	0.57
2:C:214:TYR:HD2	9:C:9769:HOH:O	1.87	0.57
2:C:598:GLU:O	2:C:651:LYS:HG3	2.04	0.57
2:C:841:ASN:HD21	2:C:845:ASN:N	2.03	0.57
3:D:817:GLU:O	3:D:821:VAL:HG23	2.04	0.57
3:D:1102:THR:HG22	3:D:1222:GLY:HA2	1.85	0.57
3:D:1431:THR:HG21	9:D:9888:HOH:O	2.04	0.57
4:E:60:ALA:O	4:E:63:TRP:HB2	2.05	0.57
2:M:575:GLN:H	2:M:667:ALA:HB1	1.69	0.57
2:M:1114:GLY:N	2:M:1115:LEU:HD12	2.09	0.57
3:N:127:LEU:HD11	3:N:461:ILE:HD11	1.86	0.57
3:N:520:LEU:HD12	3:N:521:PRO:HD2	1.85	0.57

Continued on next page...

Continued from previous page...

Atom-1	Atom-2	Interatomic distance (Å)	Clash overlap (Å)
3:N:1281:VAL:HG23	3:N:1317:ASP:O	2.05	0.57
5:P:160:ASP:HB2	9:P:4343:HOH:O	2.03	0.57
1:A:107:LYS:HA	9:A:9530:HOH:O	2.03	0.57
2:C:580:MET:O	2:C:902:ILE:HA	2.04	0.57
2:C:643:VAL:HG13	2:C:647:GLN:OE1	2.04	0.57
3:D:422:ALA:H	3:D:427:VAL:CG1	2.16	0.57
3:D:540:LEU:HD21	3:D:603:LEU:HD21	1.87	0.57
3:D:1289:LYS:HD2	9:D:9996:HOH:O	2.04	0.57
5:F:350:LEU:HD12	5:F:422:LEU:HD12	1.85	0.57
1:L:2:LEU:HD13	1:L:3:ASP:OD1	2.04	0.57
2:M:45:GLN:HG2	9:M:2429:HOH:O	2.03	0.57
2:M:274:ARG:HB2	2:M:285:LEU:HD13	1.87	0.57
2:M:838:LYS:HG3	2:M:997:LEU:HB2	1.87	0.57
2:M:1082:PRO:HA	9:M:9532:HOH:O	2.04	0.57
4:O:85:LEU:HD23	4:O:86:GLN:H	1.70	0.57
1:A:182:GLU:HG2	9:A:9502:HOH:O	2.03	0.57
2:C:208:ALA:O	2:C:218:VAL:HG21	2.05	0.57
3:D:1094:LEU:HB3	9:D:9776:HOH:O	2.04	0.57
5:F:205:ARG:HG2	9:F:9829:HOH:O	2.05	0.57
1:L:41:ARG:CZ	1:L:177:VAL:HG23	2.35	0.57
2:M:112:GLU:HG3	9:M:9726:HOH:O	2.03	0.57
2:M:143:SER:HB3	2:M:330:ASN:O	2.03	0.57
2:M:292:ARG:HD2	2:M:299:LYS:HG2	1.85	0.57
2:M:510:ALA:HB3	2:M:513:VAL:CG2	2.34	0.57
2:M:1104:GLU:HA	3:N:6:ARG:CD	2.35	0.57
3:N:119:SER:H	3:N:123:LEU:CD2	2.18	0.57
3:N:178:LEU:HD11	3:N:203:ALA:HB2	1.86	0.57
3:N:380:GLU:O	3:N:382:GLU:N	2.37	0.57
3:N:1103:HIS:HD2	3:N:1462:LEU:H	1.53	0.57
4:O:4:PRO:HG2	9:O:6061:HOH:O	2.05	0.57
5:P:223:ALA:HA	9:P:6226:HOH:O	2.05	0.57
2:C:599:GLU:HG2	2:C:600:ASP:N	2.20	0.57
2:C:837:ASP:OD1	2:C:996:LYS:HE3	2.04	0.57
2:C:882:LEU:HD22	3:D:951:ILE:HD13	1.86	0.57
2:C:1005:MET:HE2	3:D:648:MET:HB2	1.87	0.57
3:D:658:LEU:HD11	3:D:674:ARG:HH11	1.69	0.57
5:F:361:LEU:HD12	5:F:408:LEU:HD11	1.87	0.57
1:K:227:ASN:HD22	1:K:227:ASN:N	2.01	0.57
2:M:49:ARG:HB2	2:M:49:ARG:NH1	2.20	0.57
3:N:820:GLU:HB2	3:N:836:VAL:HG11	1.87	0.57
4:O:48:MET:HB2	4:O:54:LEU:CD1	2.34	0.57

Continued on next page...

Continued from previous page...

Atom-1	Atom-2	Interatomic distance (Å)	Clash overlap (Å)
5:P:131:VAL:CG1	5:P:181:GLU:HG3	2.33	0.57
1:A:89:PHE:HE2	1:A:146:ARG:HD3	1.69	0.57
1:A:224:TYR:CD2	1:B:9:PRO:HG2	2.40	0.57
1:B:226:SER:O	1:B:228:PRO:HD3	2.04	0.57
2:C:148:PHE:HZ	2:C:281:LEU:HD13	1.70	0.57
2:C:383:ARG:HB2	2:C:383:ARG:NH1	2.20	0.57
3:D:486:ARG:HA	3:D:489:ARG:HG2	1.87	0.57
3:D:572:ARG:NH2	5:F:83:GLN:HG3	2.20	0.57
3:D:650:LEU:HD13	3:D:688:TRP:HZ3	1.70	0.57
3:D:730:PRO:HA	3:D:733:CYS:SG	2.44	0.57
3:D:1236:LEU:HA	3:D:1359:GLN:OE1	2.04	0.57
3:D:1243:THR:OG1	3:D:1253:THR:HB	2.05	0.57
3:D:1304:LYS:HD2	9:D:2299:HOH:O	2.04	0.57
3:D:1350:GLU:O	3:D:1354:LYS:HG2	2.05	0.57
3:D:1353:GLN:HG3	9:D:2099:HOH:O	2.05	0.57
3:D:1393:GLN:HB2	3:D:1398:TRP:CZ2	2.39	0.57
3:D:1455:LYS:HD3	3:D:1456:LYS:N	2.19	0.57
1:L:209:GLU:HB3	9:L:3774:HOH:O	2.05	0.57
9:L:5963:HOH:O	3:N:721:VAL:HG12	2.05	0.57
2:M:147:TYR:HB3	2:M:323:ASP:OD2	2.05	0.57
3:N:875:THR:HG21	3:N:902:LEU:HD13	1.86	0.57
3:N:1090:ASP:O	3:N:1093:TYR:HB3	2.05	0.57
2:C:64:LEU:HD13	2:C:359:MET:HG3	1.86	0.57
2:C:1071:ILE:HD13	3:D:655:PRO:HB3	1.87	0.57
2:M:736:ASP:HA	2:M:744:ARG:HD3	1.87	0.57
2:M:1006:HIS:O	3:N:648:MET:HE2	2.04	0.57
3:N:22:SER:HB3	9:N:9776:HOH:O	2.04	0.57
3:N:1049:SER:HB3	3:N:1051:GLU:OE2	2.04	0.57
5:P:256:ARG:HH12	5:P:313:GLU:HG2	1.70	0.57
2:C:513:VAL:HG23	9:C:2376:HOH:O	2.04	0.56
2:C:614:ARG:HG2	9:C:2116:HOH:O	2.04	0.56
3:D:191:LEU:HD22	3:D:195:VAL:HG21	1.87	0.56
3:D:399:ARG:HB2	3:D:444:VAL:HG13	1.86	0.56
5:F:166:LEU:O	5:F:171:LYS:HB2	2.04	0.56
2:M:439:CYS:SG	2:M:540:PHE:HB3	2.45	0.56
2:M:721:ARG:HG2	9:M:9686:HOH:O	2.05	0.56
4:O:66:LYS:HE3	9:O:4471:HOH:O	2.05	0.56
5:P:309:LYS:HA	5:P:312:GLN:HE21	1.70	0.56
5:P:403:LYS:HA	5:P:403:LYS:NZ	2.20	0.56
2:C:1076:VAL:HG23	3:D:752:SER:HA	1.87	0.56
3:D:81:THR:O	3:D:82:LYS:O	2.22	0.56

Continued on next page...

Continued from previous page...

Atom-1	Atom-2	Interatomic distance (Å)	Clash overlap (Å)
3:D:89:ARG:HA	9:D:9567:HOH:O	2.05	0.56
3:D:133:ILE:HG22	3:D:455:ARG:N	2.20	0.56
3:D:148:GLU:HG2	3:D:151:GLN:NE2	2.20	0.56
3:D:470:LEU:HB2	3:D:503:LEU:HD11	1.87	0.56
3:D:510:GLU:O	3:D:513:ILE:HD12	2.05	0.56
3:D:695:ILE:HG21	3:D:720:LEU:HD11	1.87	0.56
3:D:967:ALA:O	3:D:995:LEU:HD21	2.04	0.56
5:F:142:ARG:HB2	9:F:9491:HOH:O	2.05	0.56
5:F:208:SER:HA	9:F:9790:HOH:O	2.05	0.56
5:F:260:ILE:HG23	5:F:264:MET:HB2	1.85	0.56
1:K:20:TYR:HD2	1:K:21:GLY:N	2.03	0.56
2:M:231:PRO:HB2	9:M:9876:HOH:O	2.05	0.56
2:M:750:LYS:HG3	3:N:680:GLN:OE1	2.05	0.56
2:M:1079:PRO:HA	9:M:9805:HOH:O	2.05	0.56
3:N:395:VAL:HG23	9:N:2392:HOH:O	2.06	0.56
3:N:488:ARG:HB3	3:N:488:ARG:HH11	1.70	0.56
3:N:699:VAL:N	3:N:756:GLN:HE22	2.02	0.56
3:N:734:GLU:HB3	9:N:2085:HOH:O	2.04	0.56
3:N:1147:ARG:HB2	3:N:1166:LEU:HD21	1.86	0.56
3:N:1336:LEU:HD23	9:N:2315:HOH:O	2.04	0.56
3:N:1350:GLU:O	3:N:1354:LYS:HG2	2.04	0.56
5:P:299:TRP:HE3	9:P:3308:HOH:O	1.87	0.56
5:P:404:ALA:O	5:P:408:LEU:HD23	2.05	0.56
1:A:101:LEU:HD21	1:A:113:ASP:HB3	1.87	0.56
1:B:206:THR:CG2	1:B:209:GLU:H	2.19	0.56
2:C:172:ILE:H	2:C:172:ILE:HD12	1.70	0.56
2:C:332:ARG:NE	2:C:464:LEU:HD11	2.19	0.56
2:C:585:GLU:O	2:C:588:VAL:HG22	2.04	0.56
2:C:640:ARG:HH11	2:C:642:ARG:HH22	1.52	0.56
2:C:666:LEU:HD21	2:C:668:LEU:HD11	1.87	0.56
2:C:684:PHE:HE2	3:D:733:CYS:HG	1.52	0.56
9:C:9961:HOH:O	5:F:354:LEU:HD11	2.05	0.56
3:D:58:CYS:SG	3:D:59:ALA:N	2.78	0.56
3:D:486:ARG:HH21	3:D:489:ARG:CZ	2.18	0.56
3:D:607:LEU:HB3	3:D:614:PHE:HE2	1.70	0.56
3:D:1031:ASN:HB3	3:D:1034:GLN:CG	2.35	0.56
3:D:1087:ARG:HD3	3:D:1090:ASP:CB	2.34	0.56
3:D:1191:PRO:HB3	3:D:1370:ILE:HD13	1.87	0.56
3:D:1272:ALA:CA	3:D:1326:THR:HB	2.34	0.56
5:F:120:THR:HG22	5:F:122:LEU:HD13	1.87	0.56
5:F:401:GLU:O	5:F:405:LEU:HB2	2.05	0.56

Continued on next page...

Continued from previous page...

Atom-1	Atom-2	Interatomic distance (Å)	Clash overlap (Å)
1:K:5:LYS:O	1:K:8:ALA:HB2	2.06	0.56
2:M:145:GLY:O	2:M:163:ILE:HG23	2.04	0.56
2:M:516:ARG:NH1	3:N:1068:LEU:HD22	2.20	0.56
2:M:578:VAL:HG23	2:M:579:VAL:HG12	1.88	0.56
2:M:605:LYS:HD3	2:M:610:ARG:CZ	2.35	0.56
2:M:1008:ARG:NH1	2:M:1011:GLY:HA3	2.21	0.56
2:M:1063:ARG:O	2:M:1066:ALA:HB3	2.05	0.56
2:M:1085:PHE:CD2	3:N:1468:LEU:HA	2.40	0.56
3:N:80:VAL:HG12	3:N:81:THR:N	2.20	0.56
3:N:138:LYS:HA	9:N:9563:HOH:O	2.04	0.56
3:N:411:THR:HG23	3:N:429:SER:HB3	1.87	0.56
3:N:683:ILE:HG21	3:N:688:TRP:CZ3	2.41	0.56
3:N:865:THR:HG23	3:N:874:GLU:HG2	1.86	0.56
3:N:882:PHE:CE1	3:N:906:GLN:HG3	2.40	0.56
3:N:969:ARG:HB2	9:N:9844:HOH:O	2.05	0.56
3:N:1018:ASN:HB3	3:N:1021:TYR:HB3	1.87	0.56
3:N:1209:LEU:HD23	3:N:1210:SER:H	1.69	0.56
3:N:1279:GLY:O	3:N:1318:TYR:HA	2.05	0.56
3:N:1394:VAL:HG11	9:N:9728:HOH:O	2.04	0.56
5:P:289:GLU:O	5:P:293:GLU:HG3	2.05	0.56
5:P:355:GLU:HA	9:P:3471:HOH:O	2.05	0.56
5:P:401:GLU:O	5:P:405:LEU:HB2	2.05	0.56
1:B:57:TYR:HE1	1:B:163:ASN:HB2	1.69	0.56
1:B:150:TYR:CE2	3:D:857:ILE:HG13	2.40	0.56
2:C:275:TYR:CD2	2:C:276:LYS:HG3	2.41	0.56
3:D:424:GLY:HA2	3:D:435:VAL:O	2.05	0.56
3:D:774:SER:C	3:D:776:GLU:H	2.08	0.56
3:D:1087:ARG:NH2	3:D:1238:MET:HB2	2.21	0.56
1:K:150:TYR:CE2	1:K:152:PRO:HG3	2.39	0.56
2:M:173:ASP:O	2:M:184:MET:HA	2.04	0.56
3:N:53:ILE:HG23	3:N:54:LYS:N	2.18	0.56
3:N:530:VAL:HG23	3:N:534:ARG:O	2.05	0.56
3:N:844:ALA:O	3:N:867:ARG:HB3	2.05	0.56
4:O:81:PRO:HB2	9:O:4797:HOH:O	2.05	0.56
5:P:230:LYS:HB2	9:P:4672:HOH:O	2.04	0.56
5:P:264:MET:O	5:P:267:THR:HB	2.05	0.56
2:C:227:PHE:HD2	2:C:230:ARG:HH21	1.54	0.56
2:C:338:GLU:HA	2:C:341:THR:HG22	1.88	0.56
2:C:498:GLN:NE2	3:D:1068:LEU:HD12	2.21	0.56
3:D:179:VAL:HG13	3:D:389:GLU:HG3	1.86	0.56
5:F:196:VAL:HG13	5:F:213:ILE:HD11	1.87	0.56

Continued on next page...

Continued from previous page...

Atom-1	Atom-2	Interatomic distance (Å)	Clash overlap (Å)
5:F:220:LEU:HD12	5:F:243:ILE:HD11	1.87	0.56
1:L:156:HIS:CE1	1:L:166:PRO:HB3	2.41	0.56
2:M:116:GLY:HA3	2:M:378:LEU:HD23	1.88	0.56
2:M:685:GLU:HG2	3:N:739:ASP:HB2	1.87	0.56
2:M:742:VAL:HG12	2:M:743:VAL:N	2.21	0.56
2:M:1071:ILE:HG13	9:M:9978:HOH:O	2.03	0.56
3:N:788:GLY:O	3:N:792:ILE:HG22	2.05	0.56
3:N:804:LEU:HD23	3:N:804:LEU:H	1.71	0.56
3:N:1122:LEU:O	3:N:1134:LEU:HD12	2.05	0.56
4:O:94:PRO:HA	9:O:5690:HOH:O	2.05	0.56
5:P:407:LYS:HA	9:P:3848:HOH:O	2.05	0.56
1:A:81:ASN:HA	1:A:84:GLU:OE2	2.06	0.56
2:C:89:THR:HA	2:C:129:ILE:O	2.06	0.56
2:C:114:PHE:H	2:C:114:PHE:HD1	1.53	0.56
2:C:648:ARG:HB3	9:C:2219:HOH:O	2.06	0.56
2:C:837:ASP:HA	2:C:999:HIS:HE1	1.71	0.56
2:C:1050:GLN:HG2	2:C:1079:PRO:HG2	1.88	0.56
3:D:10:ILE:HG13	3:D:1434:TRP:CE2	2.40	0.56
3:D:171:LEU:HB2	3:D:390:PRO:HA	1.86	0.56
3:D:901:GLN:HB2	9:D:2047:HOH:O	2.06	0.56
3:D:1091:SER:HA	9:D:2229:HOH:O	2.06	0.56
5:F:291:ILE:O	5:F:295:MET:HB2	2.06	0.56
2:M:41:ASN:HB2	9:M:2429:HOH:O	2.04	0.56
2:M:139:GLN:HG2	2:M:140:ILE:H	1.70	0.56
2:M:257:VAL:HG13	9:M:9572:HOH:O	2.06	0.56
3:N:570:GLU:OE2	5:P:214:GLN:HG3	2.05	0.56
3:N:661:MET:HG2	3:N:666:ILE:HD12	1.87	0.56
3:N:699:VAL:H	3:N:756:GLN:HE22	1.52	0.56
3:N:864:VAL:HG12	3:N:865:THR:H	1.68	0.56
3:N:949:ILE:HD11	3:N:1023:MET:HE1	1.87	0.56
3:N:1147:ARG:O	3:N:1166:LEU:HD23	2.05	0.56
5:P:226:LYS:HE3	9:P:4530:HOH:O	2.05	0.56
1:B:2:LEU:HD12	1:B:3:ASP:N	2.20	0.56
2:C:251:ASP:HB3	2:C:252:LYS:HD2	1.87	0.56
2:C:257:VAL:HG21	9:C:2339:HOH:O	2.05	0.56
3:D:68:PHE:HE2	9:D:2680:HOH:O	1.88	0.56
3:D:699:VAL:HG12	3:D:717:GLN:HG3	1.86	0.56
3:D:842:VAL:HG22	9:D:2270:HOH:O	2.05	0.56
3:D:963:TYR:CE2	3:D:1002:LYS:HB3	2.41	0.56
3:D:1366:LYS:O	3:D:1369:GLU:HB2	2.06	0.56
4:E:95:GLY:HA3	9:E:9521:HOH:O	2.05	0.56

Continued on next page...

Continued from previous page...

Atom-1	Atom-2	Interatomic distance (Å)	Clash overlap (Å)
1:K:58:ILE:HG21	1:K:68:ILE:HD11	1.88	0.56
2:M:276:LYS:O	2:M:280:LYS:HB2	2.05	0.56
2:M:484:VAL:HA	9:M:9777:HOH:O	2.06	0.56
2:M:589:ARG:HH11	2:M:589:ARG:CB	2.17	0.56
2:M:789:SER:O	2:M:791:ARG:HG2	2.06	0.56
3:N:148:GLU:CB	3:N:151:GLN:HB2	2.34	0.56
3:N:714:GLN:HB2	3:N:736:PHE:HZ	1.71	0.56
3:N:814:ALA:HB2	9:N:9921:HOH:O	2.06	0.56
3:N:1429:LEU:HG	3:N:1441:GLN:HG3	1.88	0.56
3:N:1495:ILE:HG23	9:N:9711:HOH:O	2.06	0.56
1:A:128:HIS:HB2	9:A:9508:HOH:O	2.06	0.56
2:C:100:LEU:HD12	2:C:101:ILE:O	2.06	0.56
2:C:606:VAL:CG2	2:C:645:VAL:HG22	2.35	0.56
2:C:630:ARG:HH22	2:C:707:ARG:N	2.04	0.56
2:C:965:GLU:HG2	9:C:2373:HOH:O	2.06	0.56
2:C:1003:ASP:O	2:C:1005:MET:N	2.38	0.56
3:D:132:TYR:HA	9:D:9863:HOH:O	2.06	0.56
3:D:135:LEU:HD11	3:D:139:GLY:HA3	1.86	0.56
3:D:488:ARG:HG2	9:D:9629:HOH:O	2.06	0.56
3:D:799:LYS:H	3:D:826:PRO:HG2	1.71	0.56
3:D:971:LEU:O	3:D:975:GLU:HG3	2.06	0.56
5:F:234:LYS:CD	5:F:236:SER:HB3	2.35	0.56
5:F:385:GLU:O	5:F:397:ILE:HD13	2.05	0.56
5:F:418:LEU:HB2	9:F:9856:HOH:O	2.06	0.56
1:K:106:PRO:HD3	9:K:4154:HOH:O	2.06	0.56
3:N:1301:LYS:HD2	9:N:2174:HOH:O	2.05	0.56
1:A:7:LYS:HG3	9:A:9524:HOH:O	2.05	0.56
1:B:25:LEU:HD23	1:B:28:LEU:HD21	1.87	0.56
2:C:36:PRO:HB2	2:C:70:GLU:HG2	1.88	0.56
2:C:54:ILE:HB	9:C:9495:HOH:O	2.05	0.56
2:C:57:GLU:HB3	9:C:9973:HOH:O	2.05	0.56
2:C:265:ARG:HA	9:C:9902:HOH:O	2.04	0.56
3:D:33:ASN:HA	9:F:9729:HOH:O	2.05	0.56
3:D:142:LEU:HA	9:D:9874:HOH:O	2.05	0.56
3:D:790:TYR:HD2	3:D:906:GLN:O	1.89	0.56
3:D:1289:LYS:HB3	9:D:2542:HOH:O	2.06	0.56
3:D:1334:GLN:HA	9:D:9693:HOH:O	2.05	0.56
3:D:1335:LEU:HD21	9:D:9614:HOH:O	2.05	0.56
5:F:191:ASN:CA	5:F:194:LEU:HD23	2.34	0.56
1:L:137:ARG:HB3	1:L:137:ARG:HH11	1.71	0.56
2:M:442:GLU:HG3	9:M:9719:HOH:O	2.06	0.56

Continued on next page...

Continued from previous page...

Atom-1	Atom-2	Interatomic distance (Å)	Clash overlap (Å)
2:M:551:GLU:HA	2:M:906:PHE:CE2	2.41	0.56
3:N:68:PHE:O	3:N:71:LYS:HG2	2.05	0.56
3:N:161:LEU:HD22	3:N:452:ILE:HG21	1.88	0.56
3:N:574:LEU:O	3:N:578:VAL:HG23	2.05	0.56
3:N:1003:VAL:O	3:N:1007:VAL:HG13	2.06	0.56
3:N:1204:CYS:HB3	9:N:9589:HOH:O	2.05	0.56
2:C:358:ARG:NH2	2:C:374:ASN:HB3	2.15	0.56
2:C:838:LYS:HD2	2:C:997:LEU:HD12	1.86	0.56
2:C:879:ARG:HB2	9:C:9557:HOH:O	2.06	0.56
3:D:126:VAL:HG12	3:D:132:TYR:HB2	1.88	0.56
3:D:192:ALA:O	3:D:195:VAL:HG23	2.05	0.56
3:D:524:LEU:C	3:D:526:PRO:HD3	2.26	0.56
3:D:806:PHE:CZ	3:D:813:LEU:HB3	2.40	0.56
3:D:1311:LEU:HD23	3:D:1311:LEU:H	1.71	0.56
4:E:26:ARG:O	4:E:29:GLN:HG3	2.06	0.56
5:F:234:LYS:HD3	5:F:236:SER:HB3	1.88	0.56
9:K:6004:HOH:O	1:L:43:ILE:HD13	2.05	0.56
2:M:584:GLU:CD	2:M:584:GLU:H	2.08	0.56
2:M:1008:ARG:HD2	3:N:624:ASP:O	2.06	0.56
3:N:783:ARG:HE	3:N:1029:ARG:CD	2.18	0.56
3:N:949:ILE:HD11	3:N:1023:MET:CE	2.36	0.56
3:N:1280:VAL:O	3:N:1294:VAL:HA	2.06	0.56
2:C:236:ILE:HG13	9:C:9904:HOH:O	2.05	0.55
2:C:426:ASP:OD1	2:C:427:VAL:HG23	2.05	0.55
3:D:98:PRO:HG3	3:D:515:GLU:HB3	1.88	0.55
3:D:502:PHE:CE1	3:D:509:PRO:HB3	2.40	0.55
3:D:584:ASN:CG	3:D:590:PRO:HD2	2.25	0.55
3:D:704:ARG:HD3	3:D:738:ALA:HB2	1.88	0.55
3:D:999:THR:O	3:D:1002:LYS:HB2	2.06	0.55
3:D:1209:LEU:HD22	3:D:1211:MET:CE	2.36	0.55
3:D:1369:GLU:O	3:D:1372:VAL:HG12	2.05	0.55
5:F:81:VAL:O	5:F:85:LEU:HG	2.06	0.55
1:L:103:ALA:HA	9:L:4911:HOH:O	2.06	0.55
1:L:206:THR:HG22	1:L:209:GLU:HG3	1.88	0.55
2:M:61:LYS:HD2	9:M:9929:HOH:O	2.06	0.55
2:M:206:THR:O	2:M:210:GLU:HG3	2.05	0.55
2:M:911:GLU:O	2:M:915:LYS:HG2	2.06	0.55
3:N:36:THR:C	3:N:38:LYS:H	2.09	0.55
3:N:399:ARG:HB3	3:N:402:PRO:HG3	1.88	0.55
3:N:434:ARG:HB2	3:N:447:VAL:HG13	1.88	0.55
3:N:787:LEU:HD21	3:N:947:ILE:HD11	1.87	0.55

Continued on next page...

Continued from previous page...

Atom-1	Atom-2	Interatomic distance (Å)	Clash overlap (Å)
3:N:1103:HIS:CD2	3:N:1463:LYS:H	2.24	0.55
3:N:1273:VAL:O	3:N:1325:LEU:HB2	2.06	0.55
3:N:1278:ASP:HB2	3:N:1318:TYR:HE1	1.70	0.55
3:N:1342:GLU:H	3:N:1342:GLU:CD	2.09	0.55
5:P:195:VAL:HG11	5:P:217:ASN:OD1	2.06	0.55
1:B:73:GLU:HB3	1:B:77:GLU:HG2	1.86	0.55
2:C:269:LEU:O	2:C:269:LEU:HD23	2.06	0.55
2:C:292:ARG:HD2	2:C:299:LYS:CE	2.35	0.55
2:C:389:SER:C	2:C:391:LEU:H	2.08	0.55
2:C:724:ARG:NH2	2:C:734:LEU:HB3	2.20	0.55
3:D:709:HIS:HE2	3:D:711:LEU:HB2	1.71	0.55
3:D:737:ASN:HA	9:D:9487:HOH:O	2.05	0.55
1:K:181:VAL:HG11	9:K:3503:HOH:O	2.05	0.55
1:K:227:ASN:HB2	9:K:5811:HOH:O	2.05	0.55
2:M:208:ALA:O	2:M:218:VAL:HG21	2.06	0.55
2:M:471:TYR:CE2	2:M:496:ILE:HG21	2.41	0.55
2:M:577:PRO:HA	2:M:993:PHE:HD2	1.72	0.55
2:M:748:GLU:HG3	9:M:2069:HOH:O	2.05	0.55
2:M:772:ARG:HE	5:P:373:LYS:HD2	1.70	0.55
2:M:772:ARG:NE	5:P:373:LYS:HD2	2.21	0.55
2:M:957:LYS:HG2	9:M:9678:HOH:O	2.05	0.55
2:M:1090:LYS:HE2	2:M:1112:PHE:HE1	1.71	0.55
3:N:390:PRO:HG2	9:N:2717:HOH:O	2.06	0.55
3:N:1401:GLU:OE1	3:N:1415:VAL:HG11	2.06	0.55
3:N:1459:LEU:HD22	3:N:1465:ASN:ND2	2.20	0.55
5:P:82:ARG:HG3	5:P:86:HIS:CE1	2.41	0.55
5:P:167:PRO:HB2	5:P:169:GLU:OE2	2.05	0.55
5:P:304:VAL:HG22	9:P:3308:HOH:O	2.06	0.55
2:C:115:LEU:HD22	2:C:373:VAL:HG11	1.88	0.55
2:C:758:ARG:HB3	2:C:788:THR:O	2.07	0.55
2:C:811:PRO:HD3	9:C:9578:HOH:O	2.05	0.55
2:C:976:ASP:CB	2:C:979:THR:HG22	2.37	0.55
2:C:1086:ARG:HH11	3:D:88:TYR:HE1	1.54	0.55
3:D:121:THR:HG23	9:D:2262:HOH:O	2.06	0.55
3:D:966:GLU:O	3:D:969:ARG:HG2	2.06	0.55
3:D:1004:THR:O	3:D:1007:VAL:HG22	2.06	0.55
3:D:1066:THR:CG2	3:D:1069:GLU:H	2.19	0.55
3:D:1097:LYS:HD3	9:D:9906:HOH:O	2.07	0.55
3:D:1364:HIS:NE2	3:D:1366:LYS:HE3	2.22	0.55
5:F:278:LEU:HD22	5:F:290:GLU:HB3	1.88	0.55
1:K:122:ILE:HD12	9:K:4736:HOH:O	2.05	0.55

Continued on next page...

Continued from previous page...

Atom-1	Atom-2	Interatomic distance (Å)	Clash overlap (Å)
2:M:18:LEU:HB2	2:M:590:ASP:HB3	1.87	0.55
2:M:1027:PHE:HA	9:M:9907:HOH:O	2.05	0.55
3:N:397:LYS:HB2	9:N:2381:HOH:O	2.05	0.55
3:N:1341:PRO:O	3:N:1344:VAL:HG23	2.06	0.55
1:A:75:VAL:N	9:A:9598:HOH:O	2.39	0.55
1:A:212:ASN:O	1:A:215:VAL:HG22	2.06	0.55
2:C:479:VAL:HG23	2:C:506:ASN:HA	1.88	0.55
2:C:555:ALA:HA	3:D:1070:TYR:OH	2.07	0.55
2:C:1015:LEU:HD22	5:F:333:ILE:HG21	1.88	0.55
3:D:698:LYS:HA	9:E:9480:HOH:O	2.06	0.55
3:D:1094:LEU:HD23	3:D:1230:GLY:HA2	1.87	0.55
5:F:247:ILE:O	5:F:251:ILE:HG13	2.06	0.55
1:K:42:ARG:NH1	2:M:857:ASP:HB3	2.17	0.55
2:M:12:VAL:HG13	2:M:13:ILE:HG23	1.89	0.55
2:M:41:ASN:O	2:M:46:ALA:HB2	2.06	0.55
2:M:52:PHE:CE1	2:M:66:LEU:HG	2.42	0.55
2:M:239:PHE:CZ	2:M:254:VAL:HB	2.40	0.55
2:M:252:LYS:NZ	2:M:296:GLY:HA3	2.22	0.55
3:N:208:PRO:HB2	3:N:395:VAL:HG13	1.87	0.55
4:O:76:GLY:HA3	4:O:79:LEU:HD13	1.89	0.55
1:B:10:VAL:HG12	1:B:12:THR:HG23	1.87	0.55
2:C:198:ARG:NH2	2:C:203:ASP:HB3	2.22	0.55
2:C:460:ARG:HD2	2:C:485:TYR:CE2	2.41	0.55
2:C:544:THR:O	2:C:547:ILE:HG13	2.06	0.55
2:C:808:ARG:HG2	9:C:9965:HOH:O	2.05	0.55
3:D:119:SER:CB	3:D:123:LEU:HB2	2.37	0.55
3:D:536:ALA:HA	9:F:9527:HOH:O	2.07	0.55
3:D:764:LEU:HB3	9:D:9549:HOH:O	2.07	0.55
5:F:195:VAL:HG11	5:F:217:ASN:OD1	2.07	0.55
5:F:357:ALA:HA	9:F:9770:HOH:O	2.07	0.55
1:K:42:ARG:HG2	1:K:42:ARG:HH11	1.70	0.55
1:L:59:GLU:HG3	1:L:139:ASN:HB3	1.88	0.55
2:M:197:LEU:HD12	2:M:207:LEU:HD11	1.89	0.55
2:M:567:GLN:HB2	2:M:997:LEU:HD22	1.88	0.55
2:M:953:VAL:HG13	2:M:966:LEU:HD22	1.89	0.55
2:M:975:TYR:HA	2:M:982:PRO:HA	1.88	0.55
9:N:9664:HOH:O	4:O:5:GLY:HA2	2.06	0.55
5:P:278:LEU:HB2	5:P:286:PRO:HG2	1.88	0.55
1:B:95:GLN:HA	1:B:146:ARG:HD2	1.87	0.55
2:C:41:ASN:O	2:C:46:ALA:HB2	2.07	0.55
2:C:704:HIS:CD2	2:C:831:ARG:HH21	2.24	0.55

Continued on next page...

Continued from previous page...

Atom-1	Atom-2	Interatomic distance (Å)	Clash overlap (Å)
2:C:885:ILE:HD12	3:D:949:ILE:HB	1.87	0.55
3:D:18:ILE:HG21	3:D:516:ALA:O	2.07	0.55
3:D:135:LEU:CD1	3:D:147:VAL:HG23	2.37	0.55
3:D:462:GLN:HB3	9:D:9482:HOH:O	2.06	0.55
3:D:572:ARG:NH2	5:F:83:GLN:HE21	1.97	0.55
3:D:1412:LYS:HG2	3:D:1414:PRO:HG3	1.89	0.55
5:F:363:GLU:HA	5:F:367:MET:CE	2.37	0.55
2:M:769:PRO:HB2	3:N:65:ARG:NH2	2.21	0.55
2:M:1104:GLU:HG3	3:N:6:ARG:HD2	1.88	0.55
3:N:104:PHE:CE2	3:N:1448:THR:HG23	2.41	0.55
3:N:434:ARG:HB2	3:N:447:VAL:CG2	2.35	0.55
3:N:679:ARG:HD3	3:N:682:ASP:OD2	2.06	0.55
3:N:774:SER:C	3:N:776:GLU:H	2.09	0.55
5:P:135:ILE:O	5:P:135:ILE:HD13	2.06	0.55
1:A:191:ASP:O	1:A:192:LEU:HD23	2.07	0.55
1:B:65:PHE:HD1	3:D:813:LEU:HD22	1.72	0.55
1:B:132:LEU:HD22	9:B:9571:HOH:O	2.05	0.55
2:C:264:PRO:HB2	9:C:9939:HOH:O	2.07	0.55
3:D:785:ILE:H	3:D:785:ILE:HD12	1.72	0.55
3:D:823:LEU:HG	9:D:9683:HOH:O	2.07	0.55
2:M:9:ILE:O	2:M:9:ILE:HG13	2.07	0.55
2:M:26:TYR:O	2:M:30:LEU:HD12	2.06	0.55
2:M:462:ASP:HB3	2:M:468:ARG:CD	2.33	0.55
3:N:46:ASP:HB3	3:N:49:ILE:HG13	1.88	0.55
3:N:75:ARG:HH11	3:N:75:ARG:HG3	1.72	0.55
3:N:911:LEU:O	3:N:915:VAL:HG23	2.07	0.55
5:P:172:ARG:O	5:P:176:ILE:HD13	2.07	0.55
1:A:156:HIS:CD2	1:A:158:ILE:HG12	2.42	0.55
1:B:73:GLU:HB3	1:B:77:GLU:HG3	1.88	0.55
1:B:81:ASN:O	1:B:84:GLU:HB3	2.06	0.55
1:B:94:LEU:HD11	1:B:119:ASP:HB3	1.88	0.55
2:C:396:ASP:HA	2:C:633:GLN:HE22	1.72	0.55
2:C:529:VAL:HG21	9:C:9927:HOH:O	2.05	0.55
2:C:674:VAL:HG23	2:C:869:VAL:O	2.06	0.55
2:C:724:ARG:CD	2:C:740:GLU:HA	2.37	0.55
3:D:9:ARG:NH1	3:D:506:GLY:HA2	2.20	0.55
3:D:28:LYS:CB	3:D:41:ARG:HD2	2.37	0.55
3:D:145:VAL:HB	9:D:9524:HOH:O	2.05	0.55
3:D:156:GLU:H	3:D:156:GLU:CD	2.10	0.55
3:D:1206:GLY:HA3	3:D:1366:LYS:NZ	2.22	0.55
3:D:1271:LYS:HG2	9:D:2043:HOH:O	2.06	0.55

Continued on next page...

Continued from previous page...

Atom-1	Atom-2	Interatomic distance (Å)	Clash overlap (Å)
2:M:549:PHE:CE2	2:M:886:LEU:HB3	2.42	0.55
2:M:1097:LEU:HD13	2:M:1097:LEU:N	2.22	0.55
3:N:28:LYS:HB2	3:N:41:ARG:HD2	1.89	0.55
3:N:630:VAL:HA	3:N:744:GLN:HG2	1.88	0.55
3:N:1220:ALA:HB1	3:N:1223:ILE:CD1	2.36	0.55
5:P:164:LYS:HA	5:P:171:LYS:HE3	1.88	0.55
5:P:234:LYS:HD3	5:P:236:SER:H	1.72	0.55
5:P:247:ILE:HG22	5:P:251:ILE:HD11	1.89	0.55
5:P:412:GLU:HG3	5:P:418:LEU:HD22	1.88	0.55
2:C:575:GLN:HB2	2:C:670:GLN:HG2	1.87	0.55
2:C:575:GLN:N	2:C:667:ALA:HB1	2.20	0.55
2:C:860:HIS:NE2	2:C:975:TYR:HB2	2.22	0.55
2:C:874:LEU:HD12	3:D:784:ASP:OD2	2.06	0.55
2:C:976:ASP:OD1	2:C:978:ARG:HD3	2.07	0.55
3:D:421:LEU:HD12	3:D:435:VAL:HG11	1.88	0.55
3:D:537:THR:C	5:F:317:LEU:HB2	2.28	0.55
3:D:1101:VAL:HG22	3:D:1428:ALA:HB2	1.88	0.55
3:D:1115:THR:HG23	9:D:2006:HOH:O	2.06	0.55
3:D:1382:THR:HG21	3:D:1418:LYS:HE3	1.88	0.55
5:F:136:LEU:HB3	5:F:185:GLN:HE22	1.71	0.55
5:F:416:ARG:HB2	9:F:9697:HOH:O	2.06	0.55
1:L:41:ARG:HG3	9:L:4703:HOH:O	2.06	0.55
2:M:251:ASP:HB3	2:M:252:LYS:HD2	1.89	0.55
2:M:411:SER:OG	2:M:452:ILE:HG23	2.06	0.55
2:M:1117:SER:HB2	9:M:2359:HOH:O	2.07	0.55
3:N:424:GLY:HA3	9:N:2149:HOH:O	2.07	0.55
3:N:709:HIS:N	3:N:709:HIS:ND1	2.55	0.55
5:P:184:ARG:O	5:P:188:ILE:HG13	2.07	0.55
5:P:217:ASN:O	5:P:221:ILE:HG13	2.07	0.55
5:P:416:ARG:NH1	5:P:419:ARG:HB3	2.22	0.55
2:C:64:LEU:HA	9:C:9791:HOH:O	2.07	0.55
2:C:626:ARG:HH11	2:C:626:ARG:HB2	1.71	0.55
2:C:817:PRO:HB3	5:F:305:GLU:OE2	2.07	0.55
2:C:831:ARG:HA	9:C:9771:HOH:O	2.06	0.55
3:D:668:PRO:HD2	3:D:672:ALA:CB	2.37	0.55
3:D:1206:GLY:HA3	3:D:1366:LYS:HZ3	1.72	0.55
2:M:64:LEU:HD12	2:M:65:VAL:N	2.22	0.55
2:M:78:PHE:HB2	2:M:88:LEU:HD21	1.87	0.55
2:M:157:ARG:HD3	2:M:158:TYR:H	1.72	0.55
2:M:232:GLU:HG2	9:M:2023:HOH:O	2.07	0.55
2:M:244:PRO:HD2	2:M:245:GLY:H	1.72	0.55

Continued on next page...

Continued from previous page...

Atom-1	Atom-2	Interatomic distance (Å)	Clash overlap (Å)
2:M:363:SER:HB3	9:M:9637:HOH:O	2.06	0.55
3:N:119:SER:N	3:N:123:LEU:HB2	2.21	0.55
3:N:865:THR:CG2	3:N:874:GLU:HG2	2.36	0.55
3:N:1281:VAL:HG21	3:N:1313:VAL:HG21	1.88	0.55
5:P:136:LEU:HB3	5:P:185:GLN:HE22	1.71	0.55
5:P:222:ARG:HH12	5:P:246:ALA:HB2	1.71	0.55
1:B:27:PRO:O	1:B:28:LEU:HD23	2.07	0.54
2:C:209:ARG:N	2:C:209:ARG:HD2	2.22	0.54
2:C:432:ARG:HG2	9:C:9920:HOH:O	2.06	0.54
2:C:1115:LEU:HD12	2:C:1115:LEU:N	2.22	0.54
3:D:148:GLU:CB	3:D:151:GLN:HB2	2.33	0.54
3:D:675:ARG:HD3	9:D:2158:HOH:O	2.06	0.54
4:E:92:ILE:HG21	9:E:9509:HOH:O	2.07	0.54
1:L:39:PRO:O	1:L:43:ILE:HG12	2.08	0.54
2:M:144:PRO:HG3	9:M:9535:HOH:O	2.07	0.54
2:M:165:LEU:HD11	9:M:2143:HOH:O	2.07	0.54
3:N:12:LEU:HD22	3:N:511:TRP:HB2	1.89	0.54
3:N:71:LYS:HE3	9:N:9778:HOH:O	2.06	0.54
3:N:483:HIS:HB2	3:N:484:PRO:HD3	1.88	0.54
3:N:1011:PHE:HB3	3:N:1021:TYR:CD1	2.42	0.54
5:P:152:ASP:HB2	5:P:153:PRO:HD3	1.88	0.54
5:P:185:GLN:O	5:P:189:GLU:HG3	2.07	0.54
2:C:72:ARG:HH11	2:C:72:ARG:HG3	1.71	0.54
2:C:290:LEU:HB3	2:C:302:VAL:HG11	1.89	0.54
2:C:522:VAL:HG12	2:C:524:VAL:HG23	1.88	0.54
2:C:612:VAL:HG22	2:C:622:GLU:HA	1.89	0.54
3:D:119:SER:H	3:D:123:LEU:HD13	1.72	0.54
3:D:207:PHE:CB	3:D:208:PRO:HD2	2.34	0.54
3:D:519:VAL:HG13	3:D:544:TYR:CZ	2.42	0.54
3:D:775:GLY:HA2	9:D:2120:HOH:O	2.07	0.54
3:D:809:PRO:HB2	3:D:812:ALA:HB2	1.88	0.54
3:D:929:ARG:HH11	3:D:929:ARG:HG3	1.72	0.54
3:D:996:TRP:HB2	3:D:1044:LEU:HD11	1.89	0.54
3:D:1258:ARG:O	3:D:1262:LEU:HD13	2.08	0.54
3:D:1321:ALA:O	3:D:1339:LYS:HD3	2.07	0.54
3:D:1432:LYS:HZ1	3:D:1460:ILE:HG13	1.71	0.54
2:M:313:LEU:HD12	2:M:313:LEU:O	2.07	0.54
2:M:405:ARG:HG2	9:M:2089:HOH:O	2.06	0.54
2:M:428:ARG:CZ	2:M:451:LEU:HD11	2.37	0.54
3:N:546:ARG:HG3	9:N:9696:HOH:O	2.08	0.54
3:N:550:ARG:NH1	3:N:573:MET:HB3	2.21	0.54

Continued on next page...

Continued from previous page...

Atom-1	Atom-2	Interatomic distance (Å)	Clash overlap (Å)
3:N:586:ARG:HD2	9:N:2319:HOH:O	2.07	0.54
3:N:996:TRP:O	3:N:999:THR:HG22	2.07	0.54
3:N:1242:HIS:CE1	3:N:1266:ARG:HD3	2.42	0.54
4:O:48:MET:HB2	4:O:54:LEU:HD12	1.89	0.54
2:C:206:THR:HG21	9:C:2105:HOH:O	2.07	0.54
2:C:212:GLY:HA3	2:C:218:VAL:HG23	1.89	0.54
2:C:715:THR:HG22	2:C:717:LEU:HG	1.90	0.54
2:C:1043:TYR:HE1	3:D:710:ARG:O	1.90	0.54
2:C:1062:GLY:HA2	9:C:9628:HOH:O	2.06	0.54
3:D:957:PRO:HG2	3:D:1007:VAL:HA	1.88	0.54
3:D:965:GLU:O	3:D:968:ASP:HB2	2.08	0.54
3:D:1307:LYS:HG2	3:D:1308:GLU:OE1	2.08	0.54
5:F:102:LEU:HD12	5:F:187:LEU:HG	1.89	0.54
5:F:125:ASP:HA	5:F:128:ARG:CZ	2.37	0.54
2:M:148:PHE:HZ	2:M:281:LEU:HD13	1.72	0.54
2:M:157:ARG:CD	2:M:314:THR:HG22	2.35	0.54
2:M:368:THR:HB	2:M:369:PRO:HD3	1.89	0.54
2:M:500:ASN:HD21	3:N:1067:VAL:HG23	1.73	0.54
2:M:584:GLU:O	2:M:588:VAL:HG13	2.07	0.54
2:M:675:ALA:HB2	2:M:867:VAL:HG11	1.88	0.54
2:M:721:ARG:NH2	2:M:785:VAL:HG21	2.22	0.54
2:M:862:PRO:HA	2:M:975:TYR:HE1	1.72	0.54
3:N:131:LYS:HG2	3:N:568:ARG:HG2	1.89	0.54
5:P:308:LEU:O	5:P:312:GLN:HG3	2.07	0.54
1:A:94:LEU:HB2	9:A:9536:HOH:O	2.06	0.54
1:B:105:GLY:O	1:B:132:LEU:HD23	2.06	0.54
1:B:184:THR:O	1:B:192:LEU:HB2	2.08	0.54
2:C:73:LEU:HB3	2:C:94:LEU:HD13	1.89	0.54
3:D:493:ARG:HH11	3:D:493:ARG:HG2	1.71	0.54
3:D:628:ARG:HD3	3:D:744:GLN:HE22	1.71	0.54
3:D:868:TYR:CG	3:D:869:MET:N	2.75	0.54
3:D:1104:GLU:HA	3:D:1461:GLY:HA2	1.88	0.54
3:D:1318:TYR:HD1	3:D:1319:VAL:H	1.55	0.54
3:D:1413:THR:HA	9:D:2122:HOH:O	2.07	0.54
1:K:58:ILE:HB	1:K:61:VAL:HB	1.89	0.54
1:K:67:THR:CG2	2:M:609:ASN:HD21	2.20	0.54
1:K:224:TYR:CD2	1:L:9:PRO:HG2	2.42	0.54
2:M:17:PRO:O	2:M:20:GLU:HB3	2.07	0.54
2:M:152:PRO:HG2	9:M:9934:HOH:O	2.06	0.54
2:M:455:LEU:CD1	2:M:459:ALA:HB3	2.37	0.54
2:M:988:VAL:HG13	9:M:9722:HOH:O	2.07	0.54

Continued on next page...

Continued from previous page...

Atom-1	Atom-2	Interatomic distance (Å)	Clash overlap (Å)
2:M:1034:GLU:HA	2:M:1037:VAL:CG2	2.37	0.54
2:M:1076:VAL:CG2	3:N:752:SER:HB3	2.37	0.54
3:N:42:ASP:O	3:N:43:GLY:O	2.26	0.54
3:N:514:LEU:HD23	9:N:9923:HOH:O	2.08	0.54
3:N:639:LEU:HD11	3:N:731:LEU:HD12	1.89	0.54
3:N:644:LEU:HD12	3:N:645:PRO:CD	2.35	0.54
3:N:829:VAL:HA	9:N:2355:HOH:O	2.06	0.54
3:N:1035:ILE:HG22	3:N:1039:CYS:SG	2.47	0.54
3:N:1404:ASN:ND2	3:N:1408:ILE:HD12	2.20	0.54
3:N:1478:SER:O	3:N:1482:ARG:HG3	2.07	0.54
5:P:154:LYS:HD2	9:P:3317:HOH:O	2.07	0.54
5:P:332:PHE:HB2	9:P:5627:HOH:O	2.07	0.54
1:B:97:VAL:HG13	9:B:9502:HOH:O	2.07	0.54
2:C:200:LEU:HD13	2:C:300:ASP:CG	2.28	0.54
2:C:437:ARG:O	2:C:467:ILE:HD13	2.08	0.54
2:C:736:ASP:O	2:C:744:ARG:HG2	2.07	0.54
2:C:859:PRO:O	2:C:867:VAL:HG22	2.08	0.54
3:D:116:LEU:O	3:D:118:LEU:HG	2.07	0.54
3:D:152:LEU:HD23	3:D:152:LEU:N	2.20	0.54
3:D:186:VAL:HG11	3:D:213:VAL:HB	1.89	0.54
3:D:1080:GLY:O	3:D:1084:THR:HG23	2.07	0.54
3:D:1412:LYS:HE2	3:D:1414:PRO:HG3	1.88	0.54
3:D:1478:SER:OG	3:D:1481:VAL:HG23	2.08	0.54
5:F:264:MET:O	5:F:267:THR:HB	2.07	0.54
1:K:54:THR:HG22	1:K:158:ILE:HG13	1.88	0.54
1:L:110:LYS:HZ2	1:L:110:LYS:HB2	1.71	0.54
2:M:83:CYS:HA	2:M:88:LEU:HD23	1.90	0.54
2:M:159:ILE:HG22	9:M:9660:HOH:O	2.06	0.54
2:M:198:ARG:NH2	2:M:203:ASP:HB3	2.21	0.54
2:M:335:THR:HG21	2:M:461:VAL:HG11	1.89	0.54
2:M:642:ARG:HG3	2:M:657:ASP:OD2	2.06	0.54
2:M:690:ILE:HG23	2:M:852:ILE:HA	1.90	0.54
2:M:704:HIS:CB	2:M:831:ARG:HE	2.19	0.54
2:M:1043:TYR:HE1	3:N:710:ARG:O	1.91	0.54
3:N:423:ASP:OD1	5:P:174:LEU:HD13	2.08	0.54
3:N:565:ILE:HD13	5:P:189:GLU:HG2	1.88	0.54
3:N:704:ARG:HG3	3:N:736:PHE:CB	2.33	0.54
3:N:1148:VAL:O	3:N:1189:ARG:HG2	2.06	0.54
3:N:1232:PRO:HB3	3:N:1361:VAL:HG21	1.88	0.54
3:N:1236:LEU:HD11	3:N:1356:TYR:CE1	2.43	0.54
5:P:201:LYS:HB2	9:P:4870:HOH:O	2.06	0.54

Continued on next page...

Continued from previous page...

Atom-1	Atom-2	Interatomic distance (Å)	Clash overlap (Å)
5:P:269:ASN:O	5:P:273:ARG:HG3	2.07	0.54
5:P:419:ARG:NH1	5:P:419:ARG:HB2	2.22	0.54
1:A:91:ASN:CG	1:A:92:PRO:HD2	2.27	0.54
1:A:123:MET:C	1:A:125:PRO:HD3	2.28	0.54
2:C:304:LEU:HD23	2:C:305:PRO:HD3	1.90	0.54
2:C:593:ALA:HA	9:C:9558:HOH:O	2.07	0.54
2:C:841:ASN:HD21	2:C:845:ASN:H	1.55	0.54
2:C:862:PRO:HG3	2:C:975:TYR:HE1	1.72	0.54
3:D:664:LYS:HD3	9:D:2194:HOH:O	2.07	0.54
3:D:709:HIS:HA	3:D:1227:GLN:HG2	1.90	0.54
3:D:1008:PHE:HZ	3:D:1032:PRO:HA	1.73	0.54
5:F:108:GLU:HG3	5:F:176:ILE:CG2	2.37	0.54
5:F:279:GLN:HB2	9:F:9647:HOH:O	2.07	0.54
2:M:260:LEU:HG	2:M:261:ILE:HG13	1.89	0.54
2:M:273:GLY:HA2	2:M:276:LYS:HD3	1.89	0.54
2:M:637:LEU:N	2:M:637:LEU:HD23	2.23	0.54
3:N:178:LEU:HG	3:N:200:ASP:H	1.71	0.54
3:N:427:VAL:HG21	3:N:435:VAL:HB	1.87	0.54
3:N:486:ARG:HA	3:N:489:ARG:HD3	1.89	0.54
3:N:799:LYS:O	3:N:799:LYS:HD3	2.07	0.54
3:N:1117:TYR:HB3	9:N:2569:HOH:O	2.07	0.54
3:N:1350:GLU:HG3	3:N:1354:LYS:HE3	1.88	0.54
5:P:264:MET:HB3	9:P:3779:HOH:O	2.07	0.54
1:B:86:VAL:HG12	1:B:124:ASN:ND2	2.08	0.54
1:B:101:LEU:HG	1:B:114:PHE:HA	1.89	0.54
2:C:123:GLU:HB2	9:C:2092:HOH:O	2.07	0.54
2:C:139:GLN:HG3	2:C:411:SER:O	2.07	0.54
2:C:405:ARG:NH2	2:C:566:THR:HG21	2.23	0.54
2:C:577:PRO:HG3	2:C:993:PHE:CD2	2.42	0.54
2:C:1090:LYS:HE3	3:D:88:TYR:O	2.06	0.54
3:D:178:LEU:HD21	3:D:199:LEU:H	1.73	0.54
3:D:427:VAL:HG21	3:D:435:VAL:HB	1.89	0.54
3:D:470:LEU:HD12	9:D:2635:HOH:O	2.07	0.54
3:D:852:ALA:O	3:D:857:ILE:HG12	2.07	0.54
3:D:899:LEU:HD12	3:D:900:ILE:HG23	1.89	0.54
3:D:1118:ILE:HG23	9:D:9597:HOH:O	2.08	0.54
3:D:1246:VAL:HG21	9:D:2550:HOH:O	2.06	0.54
3:D:1487:VAL:HA	9:D:9715:HOH:O	2.06	0.54
2:M:497:ALA:HA	2:M:515:ALA:HA	1.88	0.54
2:M:545:ASN:O	2:M:581:THR:HG21	2.07	0.54
2:M:730:SER:HB3	9:M:2237:HOH:O	2.07	0.54

Continued on next page...

Continued from previous page...

Atom-1	Atom-2	Interatomic distance (Å)	Clash overlap (Å)
2:M:798:GLY:H	2:M:827:VAL:CG1	2.20	0.54
2:M:1085:PHE:HE1	2:M:1111:ILE:HG21	1.73	0.54
3:N:690:ALA:O	3:N:694:VAL:HG23	2.08	0.54
3:N:1252:ILE:HD13	9:N:9977:HOH:O	2.08	0.54
3:N:1266:ARG:O	3:N:1268:PRO:HD3	2.08	0.54
5:P:159:ILE:O	5:P:163:LEU:HG	2.07	0.54
5:P:192:LEU:O	5:P:196:VAL:HG23	2.08	0.54
5:P:287:THR:N	5:P:290:GLU:OE1	2.41	0.54
2:C:124:ASP:CB	2:C:592:LEU:HD12	2.37	0.54
2:C:567:GLN:HB2	2:C:997:LEU:HD22	1.90	0.54
2:C:666:LEU:CD2	2:C:668:LEU:HD11	2.38	0.54
2:C:724:ARG:HD2	2:C:740:GLU:HA	1.89	0.54
3:D:465:LEU:HD13	9:D:2007:HOH:O	2.08	0.54
3:D:1065:LEU:HD11	3:D:1070:TYR:N	2.23	0.54
3:D:1396:GLU:O	3:D:1400:VAL:HG23	2.08	0.54
4:E:25:LYS:O	4:E:29:GLN:HG2	2.08	0.54
5:F:132:ARG:O	5:F:136:LEU:HG	2.07	0.54
1:L:84:GLU:HG3	1:L:127:LEU:HD22	1.88	0.54
1:L:115:LEU:HD12	1:L:115:LEU:O	2.08	0.54
2:M:63:GLY:HA3	2:M:103:LYS:HE2	1.89	0.54
2:M:253:ALA:HB3	9:M:2207:HOH:O	2.08	0.54
2:M:432:ARG:CZ	2:M:519:GLY:HA3	2.38	0.54
2:M:759:THR:HB	2:M:785:VAL:HG21	1.88	0.54
2:M:897:LEU:HB3	2:M:899:GLN:NE2	2.19	0.54
3:N:661:MET:CE	3:N:677:LEU:HD11	2.38	0.54
3:N:962:GLN:O	3:N:966:GLU:HG3	2.08	0.54
3:N:1103:HIS:HD2	3:N:1462:LEU:N	2.06	0.54
3:N:1372:VAL:HA	3:N:1375:MET:HG3	1.90	0.54
5:P:93:LEU:HA	5:P:98:GLU:OE1	2.08	0.54
2:C:176:VAL:HG12	2:C:182:VAL:HG13	1.89	0.54
2:C:877:PRO:HG3	3:D:1020:LEU:HD12	1.89	0.54
3:D:84:ILE:O	3:D:87:ARG:HG3	2.07	0.54
3:D:510:GLU:HB3	9:D:9600:HOH:O	2.08	0.54
3:D:561:GLY:HA3	5:F:184:ARG:NH1	2.23	0.54
3:D:850:LEU:O	3:D:853:VAL:HB	2.08	0.54
4:E:13:VAL:HG23	9:E:9552:HOH:O	2.06	0.54
4:E:48:MET:CB	4:E:54:LEU:HB2	2.38	0.54
5:F:356:LYS:O	5:F:360:LYS:HG2	2.07	0.54
2:M:537:LYS:HA	2:M:545:ASN:HD21	1.73	0.54
2:M:577:PRO:HG3	2:M:993:PHE:CE2	2.43	0.54
2:M:650:ARG:HD2	2:M:653:ASP:OD2	2.08	0.54

Continued on next page...

Continued from previous page...

Atom-1	Atom-2	Interatomic distance (Å)	Clash overlap (Å)
2:M:1016:ILE:H	2:M:1016:ILE:HD13	1.71	0.54
2:M:1115:LEU:HD11	9:M:9579:HOH:O	2.07	0.54
3:N:871:LYS:HE2	9:N:9777:HOH:O	2.07	0.54
3:N:1058:ARG:HG3	3:N:1058:ARG:HH11	1.73	0.54
4:O:94:PRO:HG3	9:O:5923:HOH:O	2.06	0.54
1:A:93:SER:HB2	9:A:9533:HOH:O	2.06	0.54
2:C:794:PRO:HB3	9:C:9647:HOH:O	2.07	0.54
2:C:983:ILE:HG23	3:D:944:THR:O	2.08	0.54
3:D:42:ASP:O	3:D:43:GLY:O	2.25	0.54
3:D:399:ARG:NH2	3:D:432:TYR:HE2	2.06	0.54
3:D:400:VAL:CG1	3:D:441:ARG:HD3	2.38	0.54
3:D:404:GLU:HB3	3:D:414:ARG:CD	2.38	0.54
3:D:471:GLU:HG2	9:D:9659:HOH:O	2.07	0.54
3:D:502:PHE:CZ	3:D:509:PRO:HB3	2.42	0.54
1:K:27:PRO:HG2	1:K:186:LEU:HD22	1.90	0.54
1:K:198:ARG:HB2	1:K:200:TRP:CZ3	2.43	0.54
1:K:216:GLU:O	1:K:220:GLU:HG3	2.07	0.54
1:L:40:LEU:HD11	9:L:4428:HOH:O	2.08	0.54
2:M:580:MET:HB3	2:M:584:GLU:OE1	2.08	0.54
2:M:724:ARG:CG	2:M:740:GLU:HA	2.38	0.54
3:N:32:ILE:HG12	3:N:38:LYS:O	2.08	0.54
3:N:699:VAL:HG21	3:N:760:ARG:HB3	1.90	0.54
3:N:799:LYS:H	3:N:826:PRO:HG2	1.72	0.54
3:N:981:GLY:HA3	9:N:2378:HOH:O	2.07	0.54
3:N:999:THR:O	3:N:1002:LYS:HB2	2.08	0.54
3:N:1252:ILE:H	3:N:1252:ILE:HD12	1.72	0.54
3:N:1503:VAL:HG12	9:N:9617:HOH:O	2.08	0.54
4:O:85:LEU:HD23	4:O:86:GLN:N	2.23	0.54
5:P:102:LEU:O	5:P:106:VAL:HG23	2.08	0.54
5:P:184:ARG:HD3	5:P:188:ILE:HD11	1.90	0.54
1:A:50:GLY:O	1:A:146:ARG:HA	2.07	0.53
1:A:160:ASP:HB2	9:A:9521:HOH:O	2.08	0.53
1:B:137:ARG:HB2	9:B:9548:HOH:O	2.07	0.53
2:C:9:ILE:HG12	2:C:907:ASP:CG	2.29	0.53
2:C:436:GLY:HA2	2:C:538:GLN:O	2.08	0.53
2:C:536:PRO:HB2	2:C:905:ILE:HD13	1.89	0.53
2:C:1008:ARG:HE	2:C:1028:GLY:H	1.56	0.53
2:C:1070:ILE:HA	9:C:9807:HOH:O	2.07	0.53
3:D:149:LYS:HE3	9:D:2297:HOH:O	2.08	0.53
3:D:560:GLN:HG3	5:F:221:ILE:HG21	1.89	0.53
3:D:1087:ARG:HD2	3:D:1256:LEU:HD22	1.90	0.53

Continued on next page...

Continued from previous page...

Atom-1	Atom-2	Interatomic distance (Å)	Clash overlap (Å)
3:D:1472:ILE:HG22	3:D:1474:ALA:H	1.73	0.53
4:E:88:GLU:HB2	9:E:9594:HOH:O	2.07	0.53
1:K:198:ARG:HD3	1:K:200:TRP:CH2	2.37	0.53
1:L:180:GLN:HG2	9:N:9580:HOH:O	2.07	0.53
2:M:200:LEU:HD13	2:M:300:ASP:CG	2.28	0.53
2:M:208:ALA:HB1	2:M:218:VAL:HG13	1.90	0.53
2:M:460:ARG:O	2:M:468:ARG:HG3	2.08	0.53
2:M:604:ALA:HB3	2:M:612:VAL:O	2.08	0.53
2:M:714:ASP:HB2	9:M:2167:HOH:O	2.07	0.53
3:N:455:ARG:HH21	5:P:140:ARG:HD3	1.73	0.53
3:N:1379:VAL:HA	3:N:1420:LEU:HB2	1.91	0.53
2:C:242:LEU:HD23	9:C:9503:HOH:O	2.08	0.53
2:C:358:ARG:HB3	2:C:371:LYS:O	2.09	0.53
2:C:437:ARG:HG3	2:C:469:THR:OG1	2.07	0.53
2:C:464:LEU:O	2:C:466:PHE:N	2.40	0.53
2:C:553:ASP:HA	2:C:881:ASN:HA	1.89	0.53
2:C:926:PHE:CD2	2:C:930:LYS:HE2	2.43	0.53
2:C:937:ASP:HB2	2:C:940:GLU:HG3	1.89	0.53
3:D:424:GLY:HA2	3:D:436:GLU:HA	1.90	0.53
3:D:516:ALA:O	3:D:518:PRO:HD3	2.09	0.53
3:D:667:ALA:HB2	3:D:676:MET:CE	2.38	0.53
3:D:844:ALA:HA	3:D:867:ARG:NH1	2.22	0.53
3:D:1278:ASP:HB2	3:D:1318:TYR:HE1	1.72	0.53
3:D:1379:VAL:HG12	3:D:1419:PRO:HA	1.89	0.53
1:K:170:VAL:HG12	9:K:5166:HOH:O	2.07	0.53
2:M:163:ILE:HB	9:M:2375:HOH:O	2.08	0.53
2:M:254:VAL:HG13	2:M:258:TYR:HE1	1.73	0.53
2:M:460:ARG:HD3	9:M:2017:HOH:O	2.07	0.53
2:M:961:GLU:HA	9:M:9902:HOH:O	2.07	0.53
2:M:1093:GLN:HB3	3:N:90:MET:CE	2.38	0.53
3:N:756:GLN:HE21	3:N:760:ARG:HD2	1.72	0.53
3:N:792:ILE:O	3:N:878:GLY:HA3	2.08	0.53
3:N:984:THR:HG23	3:N:986:ARG:H	1.73	0.53
3:N:1264:GLU:OE2	3:N:1424:VAL:HG12	2.08	0.53
4:O:90:GLU:HA	9:O:4524:HOH:O	2.08	0.53
5:P:291:ILE:CG2	5:P:304:VAL:HG21	2.38	0.53
1:A:34:VAL:HG21	2:C:939:ARG:HD2	1.90	0.53
2:C:72:ARG:HE	2:C:97:ARG:NH1	2.06	0.53
2:C:173:ASP:O	2:C:184:MET:HA	2.08	0.53
2:C:176:VAL:C	2:C:178:PRO:HD3	2.28	0.53
2:C:350:ARG:HG2	2:C:353:ARG:NH2	2.24	0.53

Continued on next page...

Continued from previous page...

Atom-1	Atom-2	Interatomic distance (Å)	Clash overlap (Å)
2:C:516:ARG:NH2	3:D:1068:LEU:HB3	2.23	0.53
2:C:625:LEU:CD1	2:C:641:PRO:HG3	2.38	0.53
2:C:927:GLY:HA2	2:C:930:LYS:HE3	1.90	0.53
9:C:9784:HOH:O	3:D:943:THR:HG21	2.08	0.53
3:D:15:PRO:HA	3:D:18:ILE:HG12	1.90	0.53
3:D:89:ARG:O	3:D:521:PRO:HG3	2.08	0.53
3:D:647:ARG:NH1	3:D:650:LEU:HD23	2.24	0.53
3:D:769:LEU:H	3:D:769:LEU:HD12	1.74	0.53
3:D:789:LEU:O	3:D:792:ILE:HG23	2.08	0.53
3:D:1264:GLU:OE2	3:D:1424:VAL:N	2.41	0.53
3:D:1434:TRP:CZ3	3:D:1457:ASP:HB2	2.44	0.53
1:K:14:ARG:HH12	1:K:24:VAL:HG23	1.73	0.53
1:K:150:TYR:HE2	1:K:152:PRO:HG3	1.72	0.53
2:M:358:ARG:HB3	2:M:371:LYS:O	2.08	0.53
2:M:514:VAL:HG11	2:M:516:ARG:NH1	2.23	0.53
2:M:810:ASP:HB3	2:M:813:VAL:HG22	1.90	0.53
3:N:30:GLU:HB3	3:N:40:GLU:HB3	1.90	0.53
3:N:957:PRO:HG2	3:N:1007:VAL:HG12	1.91	0.53
3:N:1406:ARG:HH11	3:N:1406:ARG:HG3	1.73	0.53
5:P:363:GLU:HA	5:P:367:MET:CE	2.37	0.53
1:A:30:ARG:NH2	1:A:191:ASP:HB2	2.24	0.53
1:B:83:LYS:HE2	1:B:168:ASP:HB2	1.89	0.53
2:C:41:ASN:ND2	2:C:41:ASN:N	2.55	0.53
2:C:741:GLY:HA3	9:C:9522:HOH:O	2.07	0.53
3:D:130:SER:HB3	3:D:132:TYR:CE1	2.43	0.53
3:D:526:PRO:O	3:D:537:THR:HA	2.08	0.53
5:F:307:THR:O	5:F:310:ILE:HG13	2.08	0.53
2:M:343:GLN:HG2	2:M:385:PHE:HB2	1.91	0.53
2:M:379:GLU:HG2	9:M:2388:HOH:O	2.07	0.53
2:M:642:ARG:HG3	2:M:654:LEU:HD21	1.91	0.53
2:M:662:GLU:HB3	9:M:9635:HOH:O	2.07	0.53
9:M:9722:HOH:O	3:N:948:THR:HB	2.08	0.53
3:N:436:GLU:HB2	3:N:445:ARG:HB2	1.89	0.53
3:N:524:LEU:C	3:N:526:PRO:HD3	2.28	0.53
3:N:583:ASP:OD2	3:N:604:THR:HG21	2.09	0.53
3:N:699:VAL:HG22	3:N:756:GLN:NE2	2.23	0.53
3:N:772:PRO:HA	9:N:9537:HOH:O	2.08	0.53
3:N:829:VAL:H	3:N:835:SER:HB2	1.73	0.53
3:N:1294:VAL:HB	9:N:2223:HOH:O	2.09	0.53
5:P:278:LEU:CB	5:P:286:PRO:HG2	2.38	0.53
1:A:156:HIS:CD2	1:A:157:GLY:N	2.76	0.53

Continued on next page...

Continued from previous page...

Atom-1	Atom-2	Interatomic distance (Å)	Clash overlap (Å)
3:D:126:VAL:O	3:D:132:TYR:HD1	1.91	0.53
3:D:171:LEU:HD22	3:D:390:PRO:HG3	1.90	0.53
3:D:800:LYS:HD3	3:D:804:LEU:HD13	1.90	0.53
3:D:955:VAL:HG11	3:D:1015:TYR:HE2	1.73	0.53
3:D:992:ILE:HD13	9:D:2530:HOH:O	2.08	0.53
3:D:1267:ARG:HH21	3:D:1331:ASP:CG	2.12	0.53
1:K:44:LEU:O	1:K:174:VAL:HG21	2.08	0.53
1:K:83:LYS:HE2	1:K:168:ASP:H	1.73	0.53
1:L:218:LEU:O	1:L:222:LEU:HG	2.08	0.53
2:M:247:PRO:HB3	9:M:2135:HOH:O	2.08	0.53
2:M:549:PHE:CZ	2:M:886:LEU:HD12	2.44	0.53
2:M:1012:PRO:HD2	2:M:1021:LEU:O	2.09	0.53
2:M:1050:GLN:HG3	9:N:2259:HOH:O	2.07	0.53
3:N:9:ARG:HA	3:N:1455:LYS:O	2.07	0.53
3:N:102:ILE:HD13	3:N:586:ARG:HB2	1.88	0.53
3:N:103:TRP:HH2	3:N:1447:LEU:HD23	1.73	0.53
3:N:631:ILE:HG21	3:N:745:MET:SD	2.48	0.53
3:N:1289:LYS:HE2	9:N:9835:HOH:O	2.09	0.53
5:P:89:GLY:HA2	9:P:4587:HOH:O	2.08	0.53
1:A:7:LYS:HD3	9:A:9619:HOH:O	2.08	0.53
1:A:26:GLU:HB3	1:A:194:LYS:HG3	1.91	0.53
2:C:64:LEU:CD1	2:C:100:LEU:HD13	2.39	0.53
2:C:202:TYR:OH	2:C:304:LEU:HD22	2.09	0.53
2:C:302:VAL:C	2:C:305:PRO:HD2	2.29	0.53
2:C:517:ARG:NH1	2:C:522:VAL:HG11	2.24	0.53
2:C:679:PHE:C	3:D:943:THR:HG22	2.28	0.53
2:C:722:ILE:HG12	2:C:757:GLY:O	2.09	0.53
2:C:853:LEU:HD23	2:C:858:MET:HB2	1.91	0.53
2:C:876:VAL:HB	3:D:949:ILE:HG13	1.91	0.53
2:C:1092:LEU:HD13	2:C:1099:VAL:HG21	1.91	0.53
9:C:9697:HOH:O	4:E:28:GLN:HG3	2.08	0.53
3:D:85:VAL:HB	9:D:9784:HOH:O	2.07	0.53
3:D:153:LEU:HD11	3:D:158:TYR:N	2.23	0.53
3:D:445:ARG:HG2	3:D:445:ARG:HH11	1.74	0.53
3:D:554:LEU:O	3:D:558:LEU:HG	2.09	0.53
3:D:963:TYR:CD2	3:D:1002:LYS:HB3	2.43	0.53
3:D:1066:THR:CG2	3:D:1069:GLU:HG3	2.38	0.53
3:D:1382:THR:HA	3:D:1389:LEU:HD13	1.91	0.53
4:E:31:LEU:HD12	4:E:32:ARG:HD3	1.89	0.53
4:E:41:GLU:HG3	9:E:9492:HOH:O	2.07	0.53
2:M:129:ILE:HG12	2:M:386:PHE:HB3	1.90	0.53

Continued on next page...

Continued from previous page...

Atom-1	Atom-2	Interatomic distance (Å)	Clash overlap (Å)
3:N:52:PRO:HG3	3:N:78:VAL:HG22	1.90	0.53
3:N:169:TYR:HA	3:N:392:SER:HA	1.91	0.53
3:N:906:GLN:HE22	3:N:910:SER:HB2	1.72	0.53
3:N:1135:ARG:HG2	3:N:1136:LYS:HE3	1.90	0.53
5:P:234:LYS:HD2	5:P:236:SER:HB2	1.89	0.53
1:A:18:ARG:O	1:A:207:PRO:HD3	2.07	0.53
1:B:219:ARG:O	1:B:223:THR:HG23	2.09	0.53
3:D:633:VAL:HG22	3:D:635:PRO:CD	2.37	0.53
1:K:38:ASN:HB3	1:K:39:PRO:HD3	1.90	0.53
1:L:92:PRO:HD3	9:L:6230:HOH:O	2.08	0.53
2:M:79:PRO:HG2	2:M:82:GLU:HB2	1.90	0.53
2:M:195:LEU:HD12	2:M:234:ALA:HB1	1.90	0.53
2:M:710:ILE:HD11	2:M:758:ARG:CZ	2.39	0.53
2:M:772:ARG:HD2	5:P:373:LYS:HD2	1.91	0.53
2:M:838:LYS:HE2	2:M:997:LEU:HD12	1.90	0.53
2:M:876:VAL:HA	9:M:9508:HOH:O	2.08	0.53
2:M:1018:GLN:NE2	2:M:1063:ARG:HH22	2.07	0.53
3:N:809:PRO:HB2	3:N:812:ALA:HB2	1.90	0.53
3:N:950:GLY:C	3:N:952:ASP:N	2.58	0.53
2:C:739:GLU:HB3	9:C:9747:HOH:O	2.08	0.53
3:D:95:LEU:HD21	3:D:574:LEU:HD11	1.90	0.53
5:F:408:LEU:HA	5:F:411:HIS:CE1	2.43	0.53
1:L:149:GLY:O	1:L:171:PHE:HB2	2.08	0.53
2:M:42:VAL:HA	9:M:2303:HOH:O	2.09	0.53
2:M:73:LEU:HD22	2:M:118:ILE:HD11	1.90	0.53
2:M:338:GLU:O	2:M:341:THR:HG22	2.08	0.53
2:M:987:ILE:HG23	9:M:9722:HOH:O	2.08	0.53
2:M:1093:GLN:HB3	3:N:90:MET:HE1	1.89	0.53
3:N:115:LEU:HD12	3:N:498:VAL:HG23	1.91	0.53
3:N:493:ARG:HG3	3:N:494:LYS:N	2.23	0.53
3:N:863:VAL:HG21	9:N:9770:HOH:O	2.07	0.53
3:N:1173:LEU:HD23	3:N:1174:LEU:HD23	1.90	0.53
3:N:1494:ALA:HB1	4:O:88:GLU:OE2	2.09	0.53
1:B:14:ARG:HG2	9:B:9567:HOH:O	2.08	0.53
2:C:6:PHE:CE2	2:C:913:GLU:HB3	2.44	0.53
2:C:405:ARG:HH12	2:C:563:ASN:HD22	1.53	0.53
2:C:409:ARG:HH12	7:C:8001:RPT:H18	1.74	0.53
2:C:496:ILE:H	2:C:496:ILE:HD12	1.74	0.53
2:C:625:LEU:HD13	2:C:639:GLN:O	2.08	0.53
3:D:178:LEU:HD22	9:D:9887:HOH:O	2.08	0.53
3:D:1395:LEU:HB3	9:D:9895:HOH:O	2.08	0.53

Continued on next page...

Continued from previous page...

Atom-1	Atom-2	Interatomic distance (Å)	Clash overlap (Å)
5:F:154:LYS:HZ2	5:F:154:LYS:HB2	1.73	0.53
5:F:215:GLU:HG2	9:F:9503:HOH:O	2.08	0.53
5:F:282:LEU:HD12	5:F:284:ARG:O	2.09	0.53
2:M:54:ILE:HG22	2:M:66:LEU:HB3	1.90	0.53
2:M:166:PRO:HD3	2:M:265:ARG:HB2	1.90	0.53
2:M:610:ARG:HG2	9:M:9673:HOH:O	2.09	0.53
2:M:625:LEU:HD13	2:M:639:GLN:O	2.09	0.53
3:N:584:ASN:CG	3:N:590:PRO:HD2	2.28	0.53
3:N:636:GLN:HB2	9:N:2002:HOH:O	2.09	0.53
3:N:681:ARG:HB3	3:N:681:ARG:HH11	1.74	0.53
5:P:138:SER:O	5:P:141:VAL:HG12	2.09	0.53
5:P:277:GLN:O	5:P:280:GLN:HB3	2.09	0.53
1:A:63:HIS:CD2	2:C:801:VAL:HG12	2.44	0.53
1:B:149:GLY:O	1:B:171:PHE:HB2	2.09	0.53
2:C:162:ILE:HD12	2:C:172:ILE:HB	1.91	0.53
2:C:405:ARG:HH21	2:C:566:THR:HG21	1.73	0.53
2:C:721:ARG:HA	9:C:9648:HOH:O	2.09	0.53
2:C:902:ILE:O	2:C:904:PRO:HD3	2.09	0.53
2:C:1002:GLU:HA	2:C:1006:HIS:HE1	1.73	0.53
3:D:143:ASN:HD21	3:D:145:VAL:HG12	1.74	0.53
3:D:576:GLU:HA	3:D:579:ASP:OD2	2.09	0.53
3:D:613:ARG:O	3:D:617:ASN:HB2	2.08	0.53
5:F:373:LYS:HB2	9:F:9672:HOH:O	2.08	0.53
1:K:123:MET:O	1:K:125:PRO:HD3	2.08	0.53
1:L:72:LYS:HE2	9:L:5229:HOH:O	2.09	0.53
2:M:254:VAL:HG21	9:M:9516:HOH:O	2.08	0.53
2:M:907:ASP:HA	9:M:2423:HOH:O	2.09	0.53
3:N:14:SER:HB2	3:N:16:GLU:HG2	1.91	0.53
3:N:204:LEU:HD21	9:N:9631:HOH:O	2.08	0.53
3:N:404:GLU:HB3	3:N:414:ARG:CZ	2.39	0.53
3:N:566:ILE:HG12	5:P:217:ASN:ND2	2.23	0.53
3:N:969:ARG:HA	9:N:2036:HOH:O	2.09	0.53
3:N:1189:ARG:HB3	3:N:1189:ARG:HH11	1.73	0.53
3:N:1459:LEU:HD13	3:N:1465:ASN:HD21	1.73	0.53
1:A:44:LEU:O	1:A:174:VAL:HG21	2.09	0.52
2:C:601:GLY:O	2:C:648:ARG:HA	2.10	0.52
2:C:918:LEU:HB3	2:C:968:LEU:HD23	1.90	0.52
3:D:57:GLU:CD	3:D:64:LYS:HE2	2.29	0.52
3:D:133:ILE:HG21	3:D:454:ALA:HB1	1.91	0.52
3:D:863:VAL:HG21	9:D:2215:HOH:O	2.09	0.52
3:D:1105:ILE:HG13	9:D:9769:HOH:O	2.08	0.52

Continued on next page...

Continued from previous page...

Atom-1	Atom-2	Interatomic distance (Å)	Clash overlap (Å)
4:E:17:TYR:O	4:E:21:VAL:HG23	2.10	0.52
5:F:107:GLU:HG2	9:F:9515:HOH:O	2.08	0.52
1:K:52:ALA:HA	9:K:3524:HOH:O	2.09	0.52
2:M:333:ILE:CD1	2:M:467:ILE:HG13	2.39	0.52
2:M:380:ALA:O	2:M:384:GLU:HB2	2.09	0.52
2:M:910:LYS:HG2	9:M:2099:HOH:O	2.08	0.52
2:M:1060:ILE:HG22	2:M:1061:GLU:N	2.25	0.52
3:N:699:VAL:HG12	3:N:717:GLN:CA	2.37	0.52
3:N:1047:LYS:HB3	3:N:1048:PRO:CD	2.40	0.52
3:N:1097:LYS:O	3:N:1101:VAL:HG23	2.08	0.52
3:N:1312:LEU:HB2	9:N:9707:HOH:O	2.10	0.52
3:N:1402:ALA:HB2	3:N:1415:VAL:CG2	2.39	0.52
3:N:1503:VAL:HG11	9:N:9596:HOH:O	2.09	0.52
4:O:79:LEU:HD11	9:O:4245:HOH:O	2.08	0.52
5:P:347:GLN:HG3	9:P:3973:HOH:O	2.09	0.52
1:A:91:ASN:HB3	9:A:9551:HOH:O	2.10	0.52
2:C:708:TYR:CD1	2:C:708:TYR:N	2.77	0.52
2:C:732:ALA:HB1	2:C:735:ARG:NH2	2.24	0.52
2:C:811:PRO:HD2	2:C:813:VAL:HG22	1.91	0.52
3:D:95:LEU:HD12	3:D:517:VAL:HG23	1.90	0.52
3:D:131:LYS:O	3:D:133:ILE:HD13	2.09	0.52
3:D:957:PRO:CG	3:D:1007:VAL:HA	2.40	0.52
3:D:1068:LEU:HD23	3:D:1072:ILE:HG12	1.89	0.52
3:D:1274:ILE:HD11	3:D:1334:GLN:HB3	1.91	0.52
5:F:184:ARG:HE	5:F:188:ILE:HD11	1.74	0.52
5:F:368:VAL:HG12	9:F:9483:HOH:O	2.08	0.52
2:M:170:PRO:HG2	2:M:258:TYR:HD2	1.74	0.52
2:M:460:ARG:HB3	2:M:460:ARG:HH11	1.74	0.52
2:M:626:ARG:HA	9:M:9546:HOH:O	2.08	0.52
2:M:841:ASN:C	2:M:841:ASN:HD22	2.12	0.52
2:M:1101:THR:HB	3:N:5:VAL:HG13	1.92	0.52
3:N:215:TYR:HA	9:N:9773:HOH:O	2.09	0.52
3:N:781:PRO:HB2	3:N:911:LEU:HD23	1.91	0.52
3:N:800:LYS:HD2	9:N:2127:HOH:O	2.08	0.52
3:N:916:TYR:O	3:N:919:PHE:HB3	2.09	0.52
4:O:33:HIS:CG	4:O:89:MET:HG2	2.43	0.52
9:A:9609:HOH:O	2:C:856:GLU:HB3	2.09	0.52
2:C:346:VAL:HG12	9:C:9903:HOH:O	2.08	0.52
2:C:516:ARG:CZ	3:D:1068:LEU:HB3	2.39	0.52
2:C:778:PHE:HB3	9:C:2430:HOH:O	2.10	0.52
2:C:1055:LEU:HD21	2:C:1079:PRO:HG3	1.91	0.52

Continued on next page...

Continued from previous page...

Atom-1	Atom-2	Interatomic distance (Å)	Clash overlap (Å)
3:D:86:ARG:HG2	3:D:86:ARG:NH1	2.21	0.52
3:D:1192:LEU:HD21	3:D:1372:VAL:HG13	1.91	0.52
3:D:1231:GLU:HG2	3:D:1232:PRO:N	2.25	0.52
3:D:1496:GLU:HA	3:D:1499:ARG:HD2	1.90	0.52
5:F:127:ILE:HD11	9:F:9599:HOH:O	2.08	0.52
5:F:278:LEU:CB	5:F:286:PRO:HG2	2.39	0.52
1:K:30:ARG:HH11	1:K:30:ARG:HG3	1.74	0.52
1:K:224:TYR:HB3	1:L:9:PRO:HB2	1.91	0.52
1:L:7:LYS:HG3	9:L:5022:HOH:O	2.09	0.52
2:M:73:LEU:HD11	9:M:2198:HOH:O	2.08	0.52
2:M:376:ARG:HG2	9:M:2218:HOH:O	2.08	0.52
2:M:464:LEU:O	2:M:466:PHE:N	2.43	0.52
2:M:643:VAL:HG13	2:M:647:GLN:OE1	2.09	0.52
2:M:783:ARG:HB3	9:M:2452:HOH:O	2.08	0.52
2:M:801:VAL:O	2:M:802:ARG:HG3	2.10	0.52
2:M:937:ASP:HB3	2:M:940:GLU:H	1.73	0.52
2:M:1104:GLU:HA	3:N:6:ARG:HD2	1.92	0.52
3:N:462:GLN:HA	3:N:513:ILE:CD1	2.40	0.52
3:N:732:VAL:HG13	9:N:9614:HOH:O	2.09	0.52
3:N:1004:THR:O	3:N:1007:VAL:HG22	2.10	0.52
3:N:1104:GLU:O	3:N:1106:VAL:HG23	2.09	0.52
3:N:1382:THR:HG21	3:N:1418:LYS:HZ1	1.74	0.52
3:N:1493:LYS:HA	3:N:1496:GLU:CG	2.39	0.52
5:P:113:ILE:HG23	5:P:127:ILE:CG2	2.39	0.52
5:P:266:GLU:HA	5:P:269:ASN:ND2	2.24	0.52
5:P:403:LYS:HD2	9:P:3729:HOH:O	2.09	0.52
1:A:57:TYR:CE2	1:A:59:GLU:HA	2.45	0.52
1:A:149:GLY:O	1:A:171:PHE:HB2	2.09	0.52
1:A:161:ARG:HB2	1:A:161:ARG:HH11	1.72	0.52
2:C:165:LEU:HD13	9:C:9966:HOH:O	2.10	0.52
2:C:199:VAL:HG13	2:C:235:LEU:HG	1.91	0.52
2:C:693:GLU:HG3	9:C:9813:HOH:O	2.10	0.52
2:C:732:ALA:O	2:C:735:ARG:HG3	2.09	0.52
2:C:1033:GLY:HA2	3:D:619:LEU:O	2.09	0.52
3:D:104:PHE:CD2	3:D:1448:THR:HG23	2.44	0.52
3:D:420:VAL:HG13	5:F:164:LYS:HE2	1.91	0.52
3:D:584:ASN:ND2	3:D:589:ALA:HA	2.23	0.52
3:D:893:GLU:HA	9:D:9543:HOH:O	2.08	0.52
1:L:14:ARG:HG2	9:L:5424:HOH:O	2.08	0.52
2:M:902:ILE:O	2:M:904:PRO:HD3	2.10	0.52
2:M:998:TYR:CZ	2:M:1000:MET:HA	2.45	0.52

Continued on next page...

Continued from previous page...

Atom-1	Atom-2	Interatomic distance (Å)	Clash overlap (Å)
3:N:52:PRO:HB2	9:N:9523:HOH:O	2.08	0.52
3:N:207:PHE:CB	3:N:208:PRO:HD2	2.37	0.52
3:N:424:GLY:HA2	3:N:436:GLU:HA	1.91	0.52
5:P:264:MET:O	5:P:268:ILE:HG13	2.08	0.52
2:C:52:PHE:HB3	2:C:53:PRO:HD3	1.89	0.52
2:C:129:ILE:CG1	2:C:386:PHE:HB3	2.40	0.52
2:C:182:VAL:CG1	2:C:193:LEU:HD13	2.39	0.52
2:C:195:LEU:HD23	2:C:238:LEU:HG	1.91	0.52
2:C:328:LEU:HB2	2:C:488:ALA:CB	2.39	0.52
2:C:918:LEU:HD23	2:C:967:PHE:O	2.09	0.52
2:C:1042:ALA:CB	3:D:710:ARG:HB3	2.39	0.52
3:D:572:ARG:HB3	9:F:9505:HOH:O	2.09	0.52
3:D:1144:LEU:HA	3:D:1147:ARG:HG3	1.90	0.52
2:M:366:SER:HB2	9:M:9558:HOH:O	2.09	0.52
2:M:669:GLY:HA3	2:M:995:MET:HA	1.91	0.52
2:M:807:ARG:NH1	2:M:807:ARG:HB2	2.24	0.52
2:M:881:ASN:H	2:M:881:ASN:ND2	2.08	0.52
3:N:35:ARG:HG2	3:N:35:ARG:HH11	1.74	0.52
3:N:1009:LYS:HG3	9:N:9751:HOH:O	2.08	0.52
3:N:1243:THR:HG22	3:N:1244:GLY:H	1.74	0.52
5:P:269:ASN:CB	5:P:273:ARG:HH21	2.23	0.52
5:P:336:GLU:H	5:P:336:GLU:CD	2.12	0.52
1:A:46:SER:HB3	2:C:856:GLU:CG	2.38	0.52
1:B:123:MET:O	1:B:125:PRO:HD3	2.10	0.52
2:C:708:TYR:CE2	2:C:793:PRO:HD2	2.41	0.52
3:D:36:THR:HB	3:D:38:LYS:HG3	1.91	0.52
3:D:641:GLN:HB3	3:D:717:GLN:O	2.10	0.52
3:D:721:VAL:HA	9:D:9665:HOH:O	2.08	0.52
3:D:838:ARG:HH11	3:D:874:GLU:HB3	1.73	0.52
3:D:890:VAL:HG23	9:D:2176:HOH:O	2.08	0.52
3:D:926:LYS:HE2	9:D:9484:HOH:O	2.08	0.52
3:D:1341:PRO:HA	3:D:1344:VAL:HG23	1.91	0.52
5:F:166:LEU:HD13	5:F:170:HIS:HB2	1.92	0.52
1:L:50:GLY:O	1:L:146:ARG:HA	2.10	0.52
1:L:176:ARG:HB2	9:N:9671:HOH:O	2.08	0.52
2:M:176:VAL:HG12	2:M:182:VAL:HG13	1.91	0.52
2:M:1092:LEU:HD23	2:M:1097:LEU:HD23	1.92	0.52
3:N:972:LEU:HD11	9:N:9509:HOH:O	2.10	0.52
1:A:150:TYR:HE2	1:A:152:PRO:HG3	1.74	0.52
1:A:176:ARG:HB3	9:A:9641:HOH:O	2.10	0.52
2:C:682:TYR:HB3	2:C:689:VAL:HG22	1.92	0.52

Continued on next page...

Continued from previous page...

Atom-1	Atom-2	Interatomic distance (Å)	Clash overlap (Å)
2:C:813:VAL:HG13	9:C:9732:HOH:O	2.08	0.52
2:C:839:LEU:HD21	2:C:849:VAL:CG2	2.40	0.52
2:C:852:ILE:H	2:C:852:ILE:HD12	1.75	0.52
2:C:1081:VAL:HG21	2:C:1111:ILE:HG22	1.91	0.52
3:D:62:LYS:HE2	3:D:75:ARG:NH1	2.25	0.52
3:D:126:VAL:O	3:D:132:TYR:CD1	2.62	0.52
3:D:724:GLN:C	3:D:724:GLN:HE21	2.13	0.52
3:D:897:TRP:CH2	3:D:902:LEU:HD21	2.45	0.52
3:D:1047:LYS:HA	3:D:1053:PHE:CE1	2.45	0.52
3:D:1432:LYS:CG	3:D:1433:SER:H	2.22	0.52
4:E:29:GLN:HB3	9:E:9534:HOH:O	2.09	0.52
1:K:32:PHE:HZ	1:L:47:SER:HG	1.56	0.52
1:L:101:LEU:HB2	1:L:114:PHE:CD2	2.44	0.52
2:M:146:VAL:HG13	2:M:161:SER:O	2.09	0.52
2:M:177:GLU:HB2	9:M:9838:HOH:O	2.09	0.52
2:M:290:LEU:HB3	2:M:302:VAL:CG1	2.40	0.52
2:M:601:GLY:O	2:M:648:ARG:HA	2.10	0.52
2:M:694:LEU:CD1	2:M:868:ASP:HB3	2.39	0.52
2:M:1038:TRP:HH2	3:N:1096:ARG:HD2	1.74	0.52
3:N:122:GLU:HG2	9:N:2158:HOH:O	2.09	0.52
3:N:516:ALA:O	3:N:518:PRO:HD3	2.10	0.52
3:N:1018:ASN:O	3:N:1022:VAL:HG23	2.10	0.52
3:N:1109:GLU:HG2	3:N:1201:CYS:CA	2.38	0.52
1:A:198:ARG:C	1:A:199:ILE:HD12	2.31	0.52
2:C:4:LYS:HG2	9:C:9667:HOH:O	2.10	0.52
2:C:281:LEU:CD1	2:C:306:THR:HA	2.39	0.52
2:C:470:PRO:HB2	2:C:534:VAL:HG21	1.91	0.52
2:C:586:ARG:HD2	2:C:590:ASP:OD2	2.10	0.52
2:C:961:GLU:HA	9:C:2350:HOH:O	2.10	0.52
2:C:1005:MET:CE	3:D:648:MET:HB2	2.40	0.52
3:D:10:ILE:HG13	3:D:1434:TRP:CZ2	2.44	0.52
3:D:45:PHE:HD1	3:D:86:ARG:HH21	1.56	0.52
3:D:455:ARG:HG2	3:D:455:ARG:NH1	2.25	0.52
3:D:787:LEU:HD21	3:D:947:ILE:CD1	2.40	0.52
3:D:925:GLU:HG2	3:D:926:LYS:N	2.24	0.52
3:D:1011:PHE:HZ	3:D:1039:CYS:HG	1.56	0.52
3:D:1342:GLU:CD	3:D:1342:GLU:H	2.13	0.52
3:D:1482:ARG:HB2	3:D:1483:PHE:CE1	2.44	0.52
9:D:2311:HOH:O	5:F:147:LEU:HD21	2.10	0.52
4:E:48:MET:HB3	4:E:54:LEU:HB2	1.92	0.52
2:M:69:LEU:HD21	2:M:99:GLN:NE2	2.25	0.52

Continued on next page...

Continued from previous page...

Atom-1	Atom-2	Interatomic distance (Å)	Clash overlap (Å)
2:M:578:VAL:CG2	2:M:579:VAL:HG12	2.40	0.52
2:M:636:ALA:HB3	9:M:9891:HOH:O	2.09	0.52
2:M:1038:TRP:HA	2:M:1041:GLU:HB2	1.91	0.52
2:M:1091:GLU:HA	3:N:520:LEU:HD13	1.91	0.52
3:N:1177:ALA:HB3	3:N:1183:ILE:HD11	1.91	0.52
1:B:50:GLY:O	1:B:146:ARG:HA	2.10	0.52
2:C:34:VAL:CG1	2:C:38:LYS:HG3	2.40	0.52
2:C:198:ARG:HD3	9:C:9933:HOH:O	2.09	0.52
2:C:551:GLU:HB3	2:C:906:PHE:HD2	1.75	0.52
2:C:685:GLU:OE1	3:D:739:ASP:HA	2.10	0.52
2:C:721:ARG:HH21	2:C:783:ARG:NH2	2.07	0.52
2:C:1101:THR:C	2:C:1102:LEU:HD12	2.30	0.52
3:D:213:VAL:HG11	9:D:9853:HOH:O	2.09	0.52
3:D:653:PHE:CE2	3:D:695:ILE:HG13	2.44	0.52
3:D:1003:VAL:O	3:D:1006:ALA:HB3	2.10	0.52
3:D:1379:VAL:O	3:D:1420:LEU:HD23	2.10	0.52
1:K:2:LEU:HD11	9:K:4002:HOH:O	2.09	0.52
2:M:137:VAL:HG22	2:M:391:LEU:O	2.10	0.52
2:M:142:ARG:NH1	2:M:325:ILE:HG12	2.25	0.52
2:M:413:LEU:HD12	2:M:413:LEU:N	2.25	0.52
2:M:752:GLY:O	3:N:679:ARG:HG2	2.10	0.52
2:M:840:ALA:HB2	2:M:846:LYS:HA	1.92	0.52
2:M:1016:ILE:HD13	2:M:1016:ILE:N	2.24	0.52
3:N:75:ARG:HB2	9:N:9539:HOH:O	2.10	0.52
3:N:183:GLU:HA	3:N:186:VAL:CG1	2.40	0.52
5:P:128:ARG:HD3	9:P:3878:HOH:O	2.08	0.52
1:A:9:PRO:HB3	1:A:25:LEU:HD21	1.92	0.52
1:B:19:GLU:HG3	1:B:201:THR:O	2.09	0.52
2:C:461:VAL:HG23	9:C:9546:HOH:O	2.10	0.52
2:C:694:LEU:CD1	2:C:868:ASP:HB3	2.40	0.52
2:C:773:LEU:HB2	5:F:373:LYS:CB	2.39	0.52
3:D:30:GLU:HB3	3:D:40:GLU:CB	2.40	0.52
3:D:149:LYS:HA	9:D:9512:HOH:O	2.09	0.52
3:D:434:ARG:HB2	3:D:447:VAL:CG1	2.39	0.52
3:D:566:ILE:HD13	5:F:217:ASN:HB3	1.91	0.52
3:D:1166:LEU:HD12	3:D:1171:VAL:HG22	1.92	0.52
3:D:1280:VAL:O	3:D:1294:VAL:HA	2.10	0.52
5:F:358:LEU:CD2	5:F:370:LYS:HE3	2.40	0.52
5:F:408:LEU:O	5:F:412:GLU:HG2	2.10	0.52
1:L:125:PRO:HD2	9:L:4231:HOH:O	2.10	0.52
2:M:18:LEU:HD23	2:M:404:LEU:HD21	1.92	0.52

Continued on next page...

Continued from previous page...

Atom-1	Atom-2	Interatomic distance (Å)	Clash overlap (Å)
2:M:332:ARG:NH2	2:M:464:LEU:HD11	2.25	0.52
2:M:334:ARG:CZ	2:M:418:LEU:HD21	2.40	0.52
2:M:724:ARG:HG3	2:M:741:GLY:N	2.24	0.52
2:M:1035:MET:HG2	3:N:707:THR:O	2.09	0.52
3:N:135:LEU:HD11	3:N:452:ILE:HG13	1.91	0.52
3:N:459:GLU:HG3	3:N:460:ALA:N	2.24	0.52
3:N:658:LEU:O	3:N:661:MET:HB2	2.09	0.52
3:N:731:LEU:HB2	9:N:9614:HOH:O	2.10	0.52
3:N:1443:THR:HG23	9:N:2462:HOH:O	2.10	0.52
5:P:337:HIS:CD2	5:P:337:HIS:H	2.28	0.52
2:C:742:VAL:HG12	2:C:743:VAL:N	2.25	0.51
3:D:97:THR:CG2	3:D:571:LYS:HD3	2.40	0.51
3:D:134:VAL:HG12	3:D:152:LEU:HB3	1.93	0.51
3:D:592:THR:N	3:D:600:LEU:HD21	2.24	0.51
5:F:128:ARG:O	5:F:132:ARG:HG3	2.10	0.51
5:F:171:LYS:HE3	5:F:175:HIS:NE2	2.25	0.51
5:F:323:ASP:O	5:F:325:LYS:N	2.43	0.51
1:L:19:GLU:O	1:L:201:THR:HG23	2.09	0.51
1:L:170:VAL:HG23	9:L:5477:HOH:O	2.10	0.51
2:M:998:TYR:OH	2:M:1000:MET:HA	2.10	0.51
3:N:206:ARG:O	3:N:206:ARG:HD3	2.10	0.51
3:N:789:LEU:O	3:N:792:ILE:HG23	2.09	0.51
3:N:1366:LYS:O	3:N:1369:GLU:HB2	2.10	0.51
5:P:129:GLU:HB3	5:P:142:ARG:HH21	1.75	0.51
1:A:18:ARG:HH11	1:A:123:MET:HE1	1.75	0.51
2:C:101:ILE:HG22	2:C:102:HIS:N	2.25	0.51
2:C:333:ILE:HD13	2:C:467:ILE:HG13	1.92	0.51
2:C:333:ILE:N	2:C:333:ILE:HD12	2.25	0.51
2:C:595:LEU:O	2:C:655:LEU:HG	2.10	0.51
2:C:710:ILE:HD11	2:C:758:ARG:NH2	2.26	0.51
2:C:1057:SER:HB2	3:D:622:ARG:O	2.09	0.51
3:D:416:ALA:H	3:D:417:PRO:CD	2.23	0.51
3:D:478:LEU:HD21	3:D:500:ARG:HH21	1.75	0.51
3:D:480:GLU:O	3:D:484:PRO:HD2	2.10	0.51
3:D:491:LYS:HD3	3:D:492:ALA:N	2.26	0.51
3:D:505:SER:HB3	9:D:9680:HOH:O	2.09	0.51
3:D:553:ARG:HH12	5:F:211:ASP:HA	1.75	0.51
3:D:1240:THR:HA	9:D:2338:HOH:O	2.09	0.51
3:D:1290:LEU:HD22	3:D:1291:SER:H	1.75	0.51
3:D:1417:TRP:HE1	3:D:1419:PRO:HG3	1.75	0.51
5:F:132:ARG:NH2	5:F:184:ARG:NH1	2.59	0.51

Continued on next page...

Continued from previous page...

Atom-1	Atom-2	Interatomic distance (Å)	Clash overlap (Å)
5:F:209:PHE:CE2	5:F:213:ILE:HD11	2.45	0.51
5:F:420:ASP:O	5:F:422:LEU:HD23	2.11	0.51
2:M:101:ILE:HG22	2:M:102:HIS:N	2.26	0.51
2:M:148:PHE:CZ	2:M:281:LEU:HD13	2.45	0.51
2:M:461:VAL:HG22	9:M:9987:HOH:O	2.10	0.51
9:M:2035:HOH:O	3:N:1456:LYS:HE2	2.10	0.51
3:N:123:LEU:HG	3:N:152:LEU:HD13	1.92	0.51
1:A:26:GLU:CB	1:A:194:LYS:HG3	2.41	0.51
2:C:65:VAL:HB	2:C:101:ILE:HB	1.92	0.51
2:C:89:THR:O	2:C:91:GLN:HG3	2.09	0.51
2:C:208:ALA:HB1	2:C:218:VAL:HG13	1.92	0.51
2:C:209:ARG:O	2:C:213:ALA:HB2	2.11	0.51
2:C:254:VAL:HG22	9:C:2339:HOH:O	2.10	0.51
2:C:436:GLY:HA3	2:C:469:THR:HG21	1.92	0.51
2:C:791:ARG:HB3	2:C:791:ARG:NH1	2.25	0.51
2:C:1030:GLN:HE22	3:D:628:ARG:NH2	2.08	0.51
3:D:701:LEU:HD21	3:D:763:MET:HE1	1.93	0.51
3:D:974:ILE:HG22	9:D:9555:HOH:O	2.11	0.51
2:M:176:VAL:C	2:M:178:PRO:HD3	2.31	0.51
2:M:182:VAL:HB	2:M:192:PRO:HA	1.92	0.51
2:M:197:LEU:HD22	2:M:202:TYR:CD2	2.45	0.51
2:M:498:GLN:HG3	2:M:516:ARG:HH21	1.75	0.51
2:M:679:PHE:HD1	2:M:870:ILE:HD13	1.74	0.51
2:M:739:GLU:HA	9:M:2220:HOH:O	2.09	0.51
2:M:890:LEU:HA	2:M:914:ILE:HD11	1.91	0.51
2:M:1090:LYS:HG2	2:M:1112:PHE:CZ	2.44	0.51
3:N:196:VAL:HG13	3:N:202:VAL:CG1	2.40	0.51
3:N:404:GLU:OE1	3:N:414:ARG:HD3	2.10	0.51
3:N:423:ASP:HB2	5:P:178:ARG:CD	2.30	0.51
3:N:1066:THR:HG22	3:N:1069:GLU:HB2	1.90	0.51
3:N:1380:GLU:HG3	3:N:1381:VAL:H	1.75	0.51
1:A:227:ASN:ND2	1:A:227:ASN:H	2.09	0.51
1:B:106:PRO:HB3	9:B:9545:HOH:O	2.10	0.51
1:B:182:GLU:O	1:B:194:LYS:HB3	2.11	0.51
2:C:101:ILE:HG23	2:C:107:LEU:CD2	2.38	0.51
3:D:603:LEU:O	3:D:606:ILE:HB	2.10	0.51
3:D:794:GLN:HG2	3:D:905:PRO:HB3	1.91	0.51
3:D:1149:LEU:HD12	3:D:1161:GLU:O	2.11	0.51
3:D:1235:GLN:HB3	3:D:1359:GLN:HE22	1.75	0.51
1:K:150:TYR:CE1	2:M:696:LYS:HA	2.44	0.51
1:L:91:ASN:O	1:L:94:LEU:HD12	2.09	0.51

Continued on next page...

Continued from previous page...

Atom-1	Atom-2	Interatomic distance (Å)	Clash overlap (Å)
2:M:26:TYR:CE2	2:M:30:LEU:HD11	2.46	0.51
2:M:137:VAL:HG23	2:M:391:LEU:HG	1.91	0.51
2:M:257:VAL:HG22	9:M:9998:HOH:O	2.10	0.51
2:M:722:ILE:CD1	2:M:823:VAL:HG21	2.39	0.51
5:P:142:ARG:HH11	5:P:142:ARG:CB	2.22	0.51
5:P:306:GLU:O	5:P:310:ILE:HG13	2.10	0.51
5:P:323:ASP:O	5:P:325:LYS:N	2.43	0.51
1:A:24:VAL:HG22	1:A:196:THR:HB	1.92	0.51
2:C:83:CYS:HA	2:C:88:LEU:HD23	1.92	0.51
2:C:129:ILE:HD13	2:C:134:ARG:HB2	1.93	0.51
3:D:44:LEU:O	3:D:525:ARG:NH2	2.43	0.51
3:D:540:LEU:HA	3:D:543:LEU:HD12	1.92	0.51
3:D:807:ALA:HA	9:D:9904:HOH:O	2.10	0.51
3:D:887:ALA:HA	9:D:9543:HOH:O	2.09	0.51
3:D:1057:VAL:HA	3:D:1069:GLU:OE2	2.10	0.51
3:D:1066:THR:HG23	3:D:1068:LEU:H	1.75	0.51
3:D:1318:TYR:HD1	3:D:1319:VAL:N	2.09	0.51
5:F:132:ARG:HG2	5:F:181:GLU:OE1	2.10	0.51
1:K:94:LEU:HD21	1:K:119:ASP:HB2	1.93	0.51
1:L:121:GLU:HG3	9:L:3921:HOH:O	2.10	0.51
1:L:184:THR:O	1:L:192:LEU:HB2	2.10	0.51
2:M:52:PHE:HE1	2:M:66:LEU:HG	1.75	0.51
2:M:269:LEU:HD12	2:M:288:ARG:H	1.76	0.51
3:N:493:ARG:HH22	3:N:1388:ARG:HB3	1.76	0.51
3:N:637:LEU:HD11	3:N:642:CYS:N	2.26	0.51
3:N:1380:GLU:HG3	3:N:1381:VAL:N	2.25	0.51
4:O:70:THR:HB	4:O:72:ARG:HE	1.75	0.51
5:P:93:LEU:HG	5:P:190:ALA:CB	2.40	0.51
5:P:323:ASP:C	5:P:325:LYS:H	2.14	0.51
5:P:416:ARG:HD2	5:P:419:ARG:HB3	1.91	0.51
1:A:219:ARG:CZ	1:B:219:ARG:HG2	2.41	0.51
1:B:18:ARG:O	1:B:207:PRO:HD3	2.11	0.51
1:B:23:PHE:HE2	1:B:199:ILE:HD12	1.76	0.51
2:C:132:ALA:HB1	2:C:632:ASN:ND2	2.23	0.51
2:C:208:ALA:HA	2:C:218:VAL:HG22	1.93	0.51
2:C:565:GLN:OE1	2:C:842:ARG:HG2	2.11	0.51
2:C:886:LEU:HD23	3:D:951:ILE:HG13	1.91	0.51
2:C:958:THR:HG23	2:C:961:GLU:H	1.74	0.51
2:C:1014:SER:HA	9:F:9484:HOH:O	2.11	0.51
2:C:1014:SER:OG	5:F:331:ASP:HA	2.11	0.51
3:D:704:ARG:HB2	3:D:736:PHE:CD2	2.46	0.51

Continued on next page...

Continued from previous page...

Atom-1	Atom-2	Interatomic distance (Å)	Clash overlap (Å)
3:D:890:VAL:HG11	3:D:922:LEU:HD13	1.93	0.51
3:D:1109:GLU:HG2	3:D:1201:CYS:CA	2.37	0.51
3:D:1209:LEU:HD21	4:E:16:LYS:HZ2	1.73	0.51
2:M:166:PRO:HG3	2:M:265:ARG:HE	1.74	0.51
2:M:879:ARG:HH12	3:N:1029:ARG:HH22	1.58	0.51
2:M:1086:ARG:HB3	2:M:1112:PHE:CE2	2.45	0.51
3:N:52:PRO:HG3	3:N:78:VAL:HG13	1.92	0.51
3:N:119:SER:HB2	3:N:123:LEU:CB	2.40	0.51
3:N:937:TYR:O	3:N:941:PHE:HD1	1.93	0.51
3:N:1112:CYS:HB2	3:N:1195:GLN:CD	2.30	0.51
1:A:146:ARG:HD2	9:A:9500:HOH:O	2.10	0.51
2:C:332:ARG:HE	2:C:464:LEU:HD11	1.75	0.51
2:C:437:ARG:HA	2:C:467:ILE:HG21	1.91	0.51
2:C:495:THR:HB	2:C:530:GLU:HG3	1.93	0.51
2:C:663:ASN:HB2	9:C:2433:HOH:O	2.11	0.51
3:D:36:THR:O	3:D:38:LYS:N	2.44	0.51
3:D:154:THR:HA	9:D:9863:HOH:O	2.10	0.51
3:D:519:VAL:HG13	3:D:544:TYR:CE1	2.46	0.51
3:D:864:VAL:HG12	3:D:865:THR:H	1.75	0.51
3:D:970:LYS:HB2	3:D:970:LYS:NZ	2.25	0.51
3:D:1104:GLU:O	3:D:1106:VAL:HG23	2.10	0.51
3:D:1333:HIS:O	3:D:1336:LEU:HB3	2.10	0.51
4:E:64:ALA:HA	4:E:67:GLU:CD	2.31	0.51
1:K:9:PRO:HB2	1:L:224:TYR:HB3	1.93	0.51
1:K:95:GLN:HG2	1:K:146:ARG:HH12	1.74	0.51
1:K:133:GLU:OE1	2:M:605:LYS:HB3	2.11	0.51
2:M:122:THR:HG21	9:M:2321:HOH:O	2.11	0.51
2:M:182:VAL:HG13	9:M:9636:HOH:O	2.08	0.51
2:M:232:GLU:O	2:M:235:LEU:HB2	2.10	0.51
2:M:759:THR:HB	2:M:785:VAL:CG2	2.41	0.51
2:M:877:PRO:HB3	3:N:1020:LEU:HD13	1.93	0.51
9:M:9978:HOH:O	5:P:345:ALA:HB1	2.09	0.51
3:N:191:LEU:HB3	3:N:195:VAL:HG21	1.93	0.51
3:N:421:LEU:HD12	3:N:435:VAL:CG1	2.41	0.51
3:N:539:ASP:HB3	9:N:9742:HOH:O	2.11	0.51
3:N:565:ILE:CD1	5:P:189:GLU:HG2	2.41	0.51
3:N:1492:LEU:O	3:N:1496:GLU:HG2	2.11	0.51
1:A:11:PHE:HD1	1:A:25:LEU:HD12	1.76	0.51
2:C:238:LEU:HB2	9:C:2083:HOH:O	2.11	0.51
2:C:549:PHE:CE2	2:C:886:LEU:HB3	2.46	0.51
2:C:876:VAL:HB	2:C:877:PRO:HD3	1.92	0.51

Continued on next page...

Continued from previous page...

Atom-1	Atom-2	Interatomic distance (Å)	Clash overlap (Å)
2:C:901:TYR:CE2	2:C:917:LEU:HD13	2.46	0.51
3:D:530:VAL:HB	3:D:534:ARG:CB	2.38	0.51
3:D:797:LYS:NZ	3:D:1016:PRO:HB3	2.26	0.51
3:D:829:VAL:HG21	9:D:9486:HOH:O	2.10	0.51
3:D:908:LYS:HG2	3:D:1027:GLY:HA3	1.91	0.51
3:D:959:GLU:H	3:D:959:GLU:CD	2.12	0.51
3:D:1292:VAL:H	3:D:1305:LEU:HD21	1.76	0.51
2:M:392:SER:O	7:M:8002:RPT:H371	2.11	0.51
2:M:676:ILE:HG23	9:M:9722:HOH:O	2.10	0.51
2:M:783:ARG:HG2	2:M:785:VAL:HG12	1.92	0.51
2:M:958:THR:HG23	9:M:9678:HOH:O	2.10	0.51
2:M:976:ASP:OD1	2:M:978:ARG:HG3	2.11	0.51
3:N:546:ARG:CZ	3:N:550:ARG:HH22	2.22	0.51
3:N:823:LEU:HD23	3:N:823:LEU:H	1.76	0.51
3:N:1020:LEU:HA	3:N:1023:MET:CE	2.41	0.51
1:A:70:GLY:HA2	1:A:133:GLU:OE2	2.09	0.51
2:C:292:ARG:HG2	9:C:2101:HOH:O	2.11	0.51
2:C:328:LEU:HD23	2:C:437:ARG:HD3	1.93	0.51
2:C:1027:PHE:HA	9:C:9777:HOH:O	2.10	0.51
3:D:704:ARG:HH11	3:D:738:ALA:HA	1.75	0.51
3:D:770:LEU:HG	3:D:919:PHE:HE1	1.75	0.51
3:D:1333:HIS:CE1	3:D:1421:LEU:HD23	2.45	0.51
4:E:91:ARG:HD2	9:E:9516:HOH:O	2.11	0.51
5:F:152:ASP:HB2	5:F:153:PRO:HD3	1.92	0.51
5:F:260:ILE:HG23	5:F:264:MET:CG	2.40	0.51
5:F:365:GLU:OE1	5:F:400:ILE:HD12	2.11	0.51
1:K:117:VAL:HG22	9:K:3709:HOH:O	2.10	0.51
2:M:744:ARG:HG3	2:M:747:ALA:HB2	1.93	0.51
2:M:777:ILE:HG22	2:M:778:PHE:CD1	2.45	0.51
3:N:180:LYS:O	3:N:184:GLU:HG3	2.11	0.51
3:N:183:GLU:O	3:N:186:VAL:HG12	2.11	0.51
3:N:423:ASP:HB3	5:P:175:HIS:HA	1.93	0.51
1:B:184:THR:HG23	1:B:192:LEU:HB3	1.93	0.51
2:C:28:ARG:HG3	2:C:40:GLU:OE1	2.10	0.51
2:C:520:GLU:HB2	9:C:2128:HOH:O	2.11	0.51
2:C:760:SER:O	2:C:785:VAL:HG22	2.10	0.51
2:C:1083:GLU:HG2	9:C:9596:HOH:O	2.11	0.51
2:C:1097:LEU:HD22	2:C:1097:LEU:H	1.76	0.51
3:D:49:ILE:HB	3:D:50:PHE:CD1	2.45	0.51
3:D:750:PRO:HB2	3:D:756:GLN:OE1	2.11	0.51
3:D:805:GLU:OE1	3:D:809:PRO:HD2	2.11	0.51

Continued on next page...

Continued from previous page...

Atom-1	Atom-2	Interatomic distance (Å)	Clash overlap (Å)
3:D:1410:GLU:HG2	9:D:2012:HOH:O	2.10	0.51
5:F:352:GLU:HG3	9:F:9610:HOH:O	2.11	0.51
1:L:109:VAL:HG21	1:L:138:LEU:HD21	1.92	0.51
1:L:215:VAL:HG21	9:L:5732:HOH:O	2.10	0.51
2:M:132:ALA:HB1	2:M:632:ASN:ND2	2.26	0.51
2:M:145:GLY:C	2:M:163:ILE:HG23	2.31	0.51
2:M:257:VAL:HA	9:M:2289:HOH:O	2.11	0.51
2:M:405:ARG:NH2	2:M:566:THR:HG21	2.26	0.51
2:M:774:LEU:HA	2:M:777:ILE:HD12	1.93	0.51
3:N:105:VAL:HG21	3:N:128:TYR:CE2	2.35	0.51
1:B:75:VAL:O	1:B:79:ILE:HG23	2.11	0.50
2:C:54:ILE:HG22	2:C:66:LEU:HB3	1.93	0.50
2:C:1052:MET:HG3	3:D:623:VAL:CG2	2.41	0.50
2:C:1081:VAL:HG12	2:C:1086:ARG:HE	1.76	0.50
3:D:566:ILE:HG23	5:F:217:ASN:HD22	1.77	0.50
3:D:1150:ALA:HA	9:D:2006:HOH:O	2.10	0.50
3:D:1478:SER:O	3:D:1482:ARG:HG3	2.10	0.50
2:M:420:ARG:H	2:M:420:ARG:CD	2.22	0.50
2:M:872:ASN:ND2	2:M:874:LEU:HB2	2.26	0.50
3:N:209:ARG:HG3	9:N:2381:HOH:O	2.09	0.50
5:P:101:GLU:HA	5:P:104:ARG:NH1	2.26	0.50
5:P:366:ALA:HB3	5:P:367:MET:HE2	1.94	0.50
5:P:416:ARG:HB3	5:P:419:ARG:HG2	1.93	0.50
5:P:419:ARG:O	5:P:421:PHE:N	2.44	0.50
1:A:211:LEU:O	1:A:215:VAL:HG13	2.11	0.50
2:C:21:ILE:H	2:C:21:ILE:HD12	1.76	0.50
2:C:162:ILE:HB	2:C:172:ILE:HD13	1.93	0.50
2:C:263:ASP:HB2	2:C:264:PRO:HD3	1.92	0.50
2:C:338:GLU:O	2:C:341:THR:HG22	2.11	0.50
2:C:523:ILE:HG21	9:D:2662:HOH:O	2.12	0.50
2:C:572:ILE:HG21	2:C:703:ILE:HD13	1.93	0.50
2:C:971:LYS:HD2	2:C:986:PRO:HB2	1.92	0.50
3:D:161:LEU:HD13	3:D:452:ILE:HD12	1.94	0.50
3:D:965:GLU:HG3	3:D:969:ARG:NH2	2.23	0.50
3:D:1063:GLU:HG2	3:D:1064:GLY:H	1.76	0.50
3:D:1136:LYS:HB2	3:D:1139:ASP:OD2	2.11	0.50
5:F:362:SER:HB2	9:F:9725:HOH:O	2.10	0.50
1:K:68:ILE:HA	9:K:4093:HOH:O	2.11	0.50
2:M:265:ARG:HB3	2:M:267:TYR:CE2	2.46	0.50
2:M:682:TYR:N	9:M:9536:HOH:O	2.44	0.50
2:M:841:ASN:HB2	9:M:9839:HOH:O	2.11	0.50

Continued on next page...

Continued from previous page...

Atom-1	Atom-2	Interatomic distance (Å)	Clash overlap (Å)
3:N:12:LEU:HB2	9:N:9590:HOH:O	2.11	0.50
3:N:603:LEU:O	3:N:606:ILE:HB	2.11	0.50
3:N:737:ASN:HA	9:N:9612:HOH:O	2.10	0.50
3:N:1281:VAL:HG21	3:N:1313:VAL:CG2	2.40	0.50
1:A:156:HIS:NE2	1:A:166:PRO:HB3	2.26	0.50
1:B:72:LYS:HE2	1:B:131:THR:OG1	2.11	0.50
2:C:80:GLN:HG2	2:C:90:TYR:CE2	2.47	0.50
2:C:625:LEU:O	2:C:627:ARG:N	2.45	0.50
3:D:132:TYR:HD2	9:D:9863:HOH:O	1.93	0.50
3:D:656:PHE:HB3	3:D:694:VAL:HG11	1.93	0.50
3:D:1324:PRO:HG3	3:D:1330:ILE:HD11	1.92	0.50
5:F:126:LEU:O	5:F:130:VAL:HG23	2.11	0.50
5:F:258:ILE:HB	9:F:9558:HOH:O	2.12	0.50
1:K:97:VAL:HG23	9:K:3291:HOH:O	2.11	0.50
2:M:132:ALA:HB1	2:M:632:ASN:HD21	1.77	0.50
2:M:333:ILE:HD12	2:M:465:GLY:O	2.11	0.50
2:M:666:LEU:HD12	2:M:667:ALA:H	1.76	0.50
2:M:676:ILE:HG23	2:M:676:ILE:O	2.10	0.50
2:M:721:ARG:HH22	2:M:785:VAL:HG21	1.76	0.50
2:M:996:LYS:HD2	9:M:9662:HOH:O	2.11	0.50
2:M:1051:GLU:HG3	2:M:1055:LEU:HB2	1.92	0.50
3:N:14:SER:OG	3:N:17:LYS:HB2	2.11	0.50
3:N:39:PRO:HD2	9:N:2247:HOH:O	2.11	0.50
3:N:101:HIS:CD2	3:N:582:LEU:HD13	2.45	0.50
3:N:434:ARG:HB2	3:N:447:VAL:CG1	2.41	0.50
3:N:574:LEU:O	3:N:577:ALA:HB3	2.11	0.50
3:N:814:ALA:HB3	9:N:2003:HOH:O	2.11	0.50
3:N:1156:LEU:CD1	3:N:1176:LYS:HD2	2.41	0.50
3:N:1493:LYS:HD3	3:N:1496:GLU:OE2	2.12	0.50
4:O:51:LEU:HG	4:O:53:GLY:N	2.26	0.50
1:A:14:ARG:NH1	1:A:24:VAL:HG23	2.26	0.50
1:A:183:ASP:HB3	9:A:9649:HOH:O	2.10	0.50
1:B:13:VAL:HG13	1:B:23:PHE:CD1	2.46	0.50
1:B:189:ARG:HH11	1:B:189:ARG:HG3	1.75	0.50
2:C:425:PHE:HB2	9:C:9673:HOH:O	2.11	0.50
3:D:519:VAL:HA	3:D:544:TYR:OH	2.12	0.50
3:D:762:GLN:NE2	4:E:20:THR:HG21	2.26	0.50
3:D:1262:LEU:HD23	3:D:1352:ILE:CG1	2.40	0.50
4:E:64:ALA:O	4:E:67:GLU:HG3	2.12	0.50
5:F:112:ALA:HA	5:F:173:TYR:CD2	2.46	0.50
1:K:19:GLU:HB3	9:K:4176:HOH:O	2.11	0.50

Continued on next page...

Continued from previous page...

Atom-1	Atom-2	Interatomic distance (Å)	Clash overlap (Å)
2:M:462:ASP:HA	9:M:2351:HOH:O	2.12	0.50
3:N:108:VAL:CG2	3:N:109:PRO:HD3	2.40	0.50
3:N:119:SER:N	3:N:123:LEU:HD22	2.22	0.50
2:C:230:ARG:HG3	9:C:9560:HOH:O	2.11	0.50
2:C:436:GLY:O	2:C:459:ALA:HB2	2.12	0.50
2:C:1091:GLU:HG2	3:D:606:ILE:HG21	1.94	0.50
3:D:493:ARG:NH1	3:D:1390:LEU:H	2.08	0.50
3:D:826:PRO:HB3	3:D:828:LYS:NZ	2.27	0.50
5:F:111:GLU:O	5:F:115:LYS:HG2	2.11	0.50
1:L:180:GLN:HG3	9:L:3887:HOH:O	2.10	0.50
2:M:304:LEU:HD23	2:M:305:PRO:HD3	1.92	0.50
2:M:964:LYS:HB3	9:M:9902:HOH:O	2.11	0.50
3:N:131:LYS:HB3	9:N:2083:HOH:O	2.11	0.50
3:N:963:TYR:CD2	3:N:1002:LYS:HB3	2.46	0.50
3:N:1136:LYS:HE3	3:N:1136:LYS:H	1.76	0.50
5:P:366:ALA:HB3	5:P:367:MET:CE	2.42	0.50
1:B:38:ASN:HB2	9:B:9725:HOH:O	2.10	0.50
2:C:302:VAL:O	2:C:305:PRO:HD2	2.12	0.50
2:C:462:ASP:HA	9:C:9665:HOH:O	2.11	0.50
2:C:886:LEU:HG	3:D:951:ILE:HG13	1.93	0.50
3:D:500:ARG:HH22	3:D:1388:ARG:HH11	1.60	0.50
3:D:699:VAL:HG12	3:D:717:GLN:CA	2.40	0.50
3:D:1192:LEU:CD2	3:D:1345:GLU:HG2	2.39	0.50
5:F:109:GLY:O	5:F:113:ILE:HG13	2.12	0.50
2:M:160:ALA:O	2:M:173:ASP:HA	2.12	0.50
2:M:197:LEU:HD22	2:M:202:TYR:HD2	1.75	0.50
2:M:260:LEU:HA	2:M:291:ALA:CB	2.42	0.50
2:M:768:THR:CB	2:M:771:GLU:HB3	2.41	0.50
2:M:841:ASN:HD21	2:M:845:ASN:H	1.59	0.50
2:M:984:GLU:HA	9:M:2224:HOH:O	2.10	0.50
3:N:420:VAL:O	5:P:164:LYS:HD3	2.12	0.50
3:N:960:LYS:HB3	9:N:9922:HOH:O	2.12	0.50
4:O:32:ARG:HB3	9:O:5813:HOH:O	2.11	0.50
5:P:261:PRO:O	5:P:265:VAL:HG23	2.11	0.50
1:A:16:GLN:NE2	1:A:17:GLY:N	2.60	0.50
1:A:197:LEU:N	1:A:197:LEU:HD23	2.26	0.50
2:C:161:SER:HB3	9:C:2166:HOH:O	2.11	0.50
2:C:408:ARG:NH1	2:C:542:VAL:HG23	2.27	0.50
2:C:413:LEU:HD12	2:C:413:LEU:N	2.27	0.50
2:C:432:ARG:HD3	3:D:1048:PRO:CG	2.42	0.50
2:C:508:ILE:HG21	9:C:9927:HOH:O	2.12	0.50

Continued on next page...

Continued from previous page...

Atom-1	Atom-2	Interatomic distance (Å)	Clash overlap (Å)
2:C:561:GLY:HA3	2:C:842:ARG:O	2.11	0.50
2:C:724:ARG:CG	2:C:740:GLU:HA	2.42	0.50
2:C:1008:ARG:HE	2:C:1028:GLY:CA	2.24	0.50
3:D:18:ILE:HD12	3:D:518:PRO:CG	2.42	0.50
3:D:677:LEU:HD21	3:D:687:VAL:HG21	1.94	0.50
3:D:872:ARG:HB3	9:D:9540:HOH:O	2.11	0.50
3:D:1103:HIS:CD2	3:D:1463:LYS:H	2.30	0.50
3:D:1336:LEU:HD21	3:D:1419:PRO:O	2.12	0.50
5:F:220:LEU:HD21	9:F:9537:HOH:O	2.12	0.50
5:F:237:THR:HB	9:F:9628:HOH:O	2.11	0.50
1:K:123:MET:C	1:K:125:PRO:HD3	2.32	0.50
1:K:184:THR:O	1:K:192:LEU:HD12	2.12	0.50
2:M:143:SER:HB2	2:M:332:ARG:HB2	1.93	0.50
2:M:580:MET:HB3	2:M:584:GLU:CD	2.30	0.50
2:M:637:LEU:HA	2:M:659:PRO:HG3	1.94	0.50
2:M:721:ARG:O	2:M:758:ARG:HA	2.11	0.50
2:M:821:GLU:HA	9:M:9975:HOH:O	2.12	0.50
2:M:872:ASN:HD21	2:M:874:LEU:HB2	1.76	0.50
2:M:939:ARG:HB3	2:M:982:PRO:HG3	1.94	0.50
3:N:546:ARG:NH1	3:N:550:ARG:HH22	2.09	0.50
3:N:559:ALA:O	5:P:132:ARG:NH2	2.44	0.50
3:N:957:PRO:CG	3:N:1007:VAL:HA	2.42	0.50
5:P:358:LEU:HD21	5:P:370:LYS:HE3	1.94	0.50
1:A:101:LEU:HD11	1:A:113:ASP:HB2	1.94	0.50
1:B:42:ARG:HG2	1:B:42:ARG:HH11	1.76	0.50
2:C:137:VAL:HG21	2:C:393:GLN:HE21	1.76	0.50
2:C:404:LEU:HD13	9:C:9579:HOH:O	2.12	0.50
2:C:630:ARG:HH22	2:C:707:ARG:HB2	1.76	0.50
7:C:8001:RPT:H422	9:C:9511:HOH:O	2.11	0.50
3:D:32:ILE:HD12	3:D:527:MET:HG2	1.94	0.50
3:D:183:GLU:HA	3:D:186:VAL:CG1	2.42	0.50
3:D:211:VAL:HG13	3:D:393:ILE:HA	1.93	0.50
3:D:465:LEU:HD22	3:D:509:PRO:O	2.12	0.50
3:D:1047:LYS:HB3	3:D:1048:PRO:CD	2.42	0.50
3:D:1047:LYS:HG2	3:D:1053:PHE:CE2	2.46	0.50
3:D:1283:ILE:N	3:D:1315:ASP:OD1	2.43	0.50
3:D:1440:PHE:HD1	3:D:1441:GLN:H	1.59	0.50
5:F:323:ASP:C	5:F:325:LYS:H	2.15	0.50
1:K:133:GLU:CD	2:M:605:LYS:HB3	2.33	0.50
2:M:413:LEU:HD12	2:M:413:LEU:H	1.77	0.50
2:M:693:GLU:HA	2:M:696:LYS:HG3	1.94	0.50

Continued on next page...

Continued from previous page...

Atom-1	Atom-2	Interatomic distance (Å)	Clash overlap (Å)
2:M:808:ARG:HG2	2:M:808:ARG:HH11	1.75	0.50
2:M:1019:GLN:HE22	3:N:621:LYS:HA	1.76	0.50
3:N:12:LEU:HD11	3:N:512:MET:HG2	1.93	0.50
3:N:28:LYS:CB	3:N:41:ARG:HD2	2.42	0.50
3:N:959:GLU:HG3	3:N:1006:ALA:HB1	1.94	0.50
3:N:1045:MET:HA	9:N:2418:HOH:O	2.12	0.50
3:N:1169:ASP:HB2	9:N:2387:HOH:O	2.12	0.50
3:N:1462:LEU:HD22	3:N:1472:ILE:CG2	2.42	0.50
5:P:225:GLU:HG3	5:P:226:LYS:HG2	1.94	0.50
5:P:419:ARG:HB2	5:P:419:ARG:HH11	1.77	0.50
2:C:25:SER:CB	2:C:335:THR:HB	2.42	0.50
2:C:952:LEU:HB3	2:C:966:LEU:CD1	2.42	0.50
3:D:58:CYS:HA	3:D:78:VAL:HG11	1.93	0.50
3:D:521:PRO:O	3:D:525:ARG:HG2	2.12	0.50
3:D:561:GLY:HA3	5:F:184:ARG:NH2	2.25	0.50
3:D:607:LEU:HB3	3:D:614:PHE:CE2	2.47	0.50
3:D:637:LEU:HD12	3:D:641:GLN:OE1	2.12	0.50
3:D:796:ARG:NH1	3:D:861:GLN:HB2	2.25	0.50
3:D:1108:ARG:HH12	3:D:1460:ILE:HG22	1.77	0.50
3:D:1120:VAL:HB	3:D:1144:LEU:HD21	1.94	0.50
4:E:9:LEU:HD22	4:E:19:LEU:HD13	1.94	0.50
2:M:57:GLU:HG3	2:M:58:ASP:OD2	2.12	0.50
2:M:289:THR:HG22	2:M:290:LEU:H	1.76	0.50
2:M:352:ALA:HA	2:M:355:VAL:HG12	1.92	0.50
2:M:367:LEU:O	2:M:372:LEU:HD13	2.12	0.50
2:M:479:VAL:CG2	2:M:503:LEU:HD11	2.41	0.50
2:M:594:ALA:HB1	2:M:654:LEU:HD12	1.92	0.50
2:M:605:LYS:HD3	2:M:610:ARG:NH2	2.26	0.50
2:M:1016:ILE:CD1	5:P:317:LEU:HD21	2.42	0.50
3:N:10:ILE:HD11	3:N:1434:TRP:NE1	2.26	0.50
3:N:126:VAL:O	3:N:132:TYR:HD1	1.94	0.50
3:N:493:ARG:O	3:N:497:GLU:HG3	2.11	0.50
3:N:573:MET:SD	5:P:210:LEU:HD22	2.51	0.50
3:N:818:ARG:HG3	9:N:2703:HOH:O	2.11	0.50
3:N:879:ARG:HH21	3:N:903:ASP:C	2.14	0.50
3:N:966:GLU:HG2	9:N:9886:HOH:O	2.11	0.50
3:N:1047:LYS:HA	3:N:1053:PHE:CE1	2.47	0.50
3:N:1077:ALA:HA	9:N:9982:HOH:O	2.11	0.50
4:O:84:ARG:NH1	9:O:4797:HOH:O	2.44	0.50
1:A:209:GLU:O	1:A:213:GLN:HG3	2.11	0.49
1:B:204:SER:HB2	9:B:9508:HOH:O	2.11	0.49

Continued on next page...

Continued from previous page...

Atom-1	Atom-2	Interatomic distance (Å)	Clash overlap (Å)
1:B:211:LEU:O	1:B:215:VAL:HG13	2.12	0.49
2:C:52:PHE:CD2	2:C:68:PHE:HB2	2.47	0.49
2:C:339:LEU:HD22	2:C:391:LEU:HD13	1.94	0.49
2:C:505:GLY:HA3	9:C:9890:HOH:O	2.11	0.49
2:C:557:ARG:NH1	2:C:879:ARG:HD3	2.26	0.49
2:C:976:ASP:HB2	2:C:979:THR:HG22	1.93	0.49
2:C:1012:PRO:HD2	2:C:1021:LEU:O	2.12	0.49
2:C:1015:LEU:HA	9:C:9604:HOH:O	2.12	0.49
3:D:818:ARG:HB3	9:D:9509:HOH:O	2.12	0.49
3:D:1009:LYS:HA	3:D:1012:GLU:OE2	2.12	0.49
3:D:1209:LEU:HD22	3:D:1211:MET:HE1	1.94	0.49
5:F:142:ARG:HB3	5:F:142:ARG:HH11	1.76	0.49
1:K:184:THR:HG23	1:K:192:LEU:HB3	1.94	0.49
1:L:29:GLU:N	9:L:5175:HOH:O	2.45	0.49
2:M:68:PHE:HB3	9:M:9640:HOH:O	2.11	0.49
2:M:170:PRO:HG2	2:M:258:TYR:CD2	2.47	0.49
2:M:176:VAL:HG12	2:M:182:VAL:CG1	2.42	0.49
2:M:345:ARG:HB3	2:M:345:ARG:HH11	1.77	0.49
2:M:687:ALA:C	2:M:688:ILE:HD12	2.33	0.49
2:M:781:LYS:HG2	9:M:2296:HOH:O	2.11	0.49
2:M:807:ARG:HB2	2:M:807:ARG:CZ	2.40	0.49
3:N:191:LEU:HD12	3:N:211:VAL:HG21	1.92	0.49
3:N:550:ARG:NH1	3:N:550:ARG:HG3	2.26	0.49
3:N:619:LEU:HD13	9:N:9535:HOH:O	2.10	0.49
3:N:1172:HIS:HE1	9:N:2297:HOH:O	1.95	0.49
3:N:1278:ASP:HA	3:N:1319:VAL:O	2.12	0.49
2:C:54:ILE:CD1	2:C:356:ARG:HG2	2.35	0.49
2:C:367:LEU:O	2:C:371:LYS:HB3	2.12	0.49
2:C:441:VAL:HG12	2:C:559:LEU:HA	1.93	0.49
2:C:498:GLN:HG3	9:C:9731:HOH:O	2.12	0.49
2:C:569:VAL:HG12	2:C:996:LYS:O	2.12	0.49
2:C:580:MET:HB3	2:C:584:GLU:CD	2.31	0.49
2:C:690:ILE:CG2	2:C:852:ILE:HG23	2.39	0.49
2:C:745:ILE:HD11	9:C:9745:HOH:O	2.12	0.49
2:C:978:ARG:HD3	9:C:9846:HOH:O	2.11	0.49
2:C:1090:LYS:HG2	2:C:1112:PHE:CZ	2.47	0.49
3:D:608:SER:HB3	3:D:1443:THR:OG1	2.12	0.49
3:D:841:TYR:HB3	3:D:843:PHE:CE2	2.47	0.49
3:D:880:ILE:O	3:D:883:ALA:HB3	2.12	0.49
3:D:1072:ILE:O	3:D:1075:HIS:HD2	1.96	0.49
5:F:79:ASP:HB3	5:F:80:PRO:CD	2.41	0.49

Continued on next page...

Continued from previous page...

Atom-1	Atom-2	Interatomic distance (Å)	Clash overlap (Å)
5:F:323:ASP:HB3	5:F:325:LYS:HE3	1.93	0.49
5:F:411:HIS:HB2	9:F:9615:HOH:O	2.11	0.49
1:K:69:PRO:O	1:K:71:VAL:HG23	2.11	0.49
2:M:114:PHE:HD1	2:M:114:PHE:H	1.60	0.49
2:M:166:PRO:HD3	2:M:265:ARG:CB	2.42	0.49
2:M:376:ARG:HB3	2:M:377:PRO:HD3	1.95	0.49
2:M:671:ASN:HD21	2:M:993:PHE:HD2	1.60	0.49
2:M:820:ARG:HH11	2:M:820:ARG:HG2	1.76	0.49
2:M:1040:LEU:HG	2:M:1045:ALA:CB	2.42	0.49
3:N:602:SER:O	3:N:606:ILE:HG12	2.12	0.49
3:N:644:LEU:HB3	9:N:9610:HOH:O	2.11	0.49
3:N:924:MET:O	3:N:927:THR:HB	2.12	0.49
3:N:1068:LEU:C	3:N:1070:TYR:N	2.65	0.49
1:A:64:GLU:OE2	1:A:76:VAL:HG13	2.11	0.49
1:B:206:THR:HG22	1:B:209:GLU:H	1.77	0.49
2:C:197:LEU:HD22	2:C:202:TYR:HD2	1.77	0.49
2:C:669:GLY:HA3	2:C:995:MET:HA	1.93	0.49
2:C:768:THR:CB	2:C:771:GLU:HB3	2.42	0.49
2:C:983:ILE:HG22	2:C:987:ILE:HD11	1.94	0.49
2:C:1054:THR:HG22	2:C:1059:ASP:CB	2.41	0.49
3:D:154:THR:HG23	3:D:157:GLU:H	1.77	0.49
3:D:175:VAL:HG12	3:D:176:ASP:OD1	2.11	0.49
3:D:474:GLU:HG3	3:D:500:ARG:HE	1.77	0.49
3:D:1225:ALA:HA	3:D:1367:HIS:ND1	2.28	0.49
5:F:82:ARG:HA	9:F:9663:HOH:O	2.12	0.49
5:F:394:ARG:HG2	9:F:9632:HOH:O	2.12	0.49
1:K:9:PRO:HB3	1:K:25:LEU:HG	1.94	0.49
2:M:95:TYR:N	2:M:95:TYR:CD1	2.81	0.49
3:N:93:ILE:CD1	3:N:548:ILE:HD11	2.42	0.49
3:N:399:ARG:HB2	3:N:444:VAL:HG13	1.94	0.49
3:N:795:VAL:CG1	3:N:863:VAL:HG13	2.42	0.49
3:N:1011:PHE:CD2	3:N:1021:TYR:HB2	2.47	0.49
3:N:1106:VAL:HG21	3:N:1474:ALA:HB2	1.93	0.49
4:O:47:LYS:N	4:O:54:LEU:HD22	2.27	0.49
5:P:132:ARG:O	5:P:136:LEU:HG	2.12	0.49
1:B:26:GLU:HG2	1:B:27:PRO:CA	2.42	0.49
2:C:51:THR:HB	2:C:348:LEU:HD23	1.94	0.49
2:C:207:LEU:HD22	2:C:221:LEU:HD22	1.94	0.49
2:C:328:LEU:CD2	2:C:437:ARG:HD3	2.43	0.49
2:C:516:ARG:NE	3:D:1068:LEU:HD13	2.27	0.49
2:C:584:GLU:HG2	9:C:9657:HOH:O	2.12	0.49

Continued on next page...

Continued from previous page...

Atom-1	Atom-2	Interatomic distance (Å)	Clash overlap (Å)
2:C:1013:TYR:HE1	2:C:1020:PRO:HG3	1.76	0.49
3:D:116:LEU:CD2	3:D:468:LEU:HD11	2.42	0.49
3:D:462:GLN:HG2	9:D:9936:HOH:O	2.12	0.49
3:D:678:GLU:HG3	3:D:679:ARG:HG3	1.94	0.49
3:D:901:GLN:HG2	9:D:9763:HOH:O	2.12	0.49
3:D:1061:PHE:HE1	3:D:1065:LEU:HD23	1.78	0.49
3:D:1192:LEU:HD21	3:D:1372:VAL:CG1	2.42	0.49
3:D:1192:LEU:HD13	3:D:1345:GLU:HG2	1.94	0.49
3:D:1403:LEU:HD11	9:D:9892:HOH:O	2.11	0.49
5:F:272:SER:HB2	9:F:9540:HOH:O	2.11	0.49
2:M:54:ILE:O	2:M:54:ILE:HG23	2.13	0.49
2:M:56:GLU:HB2	2:M:64:LEU:HB3	1.94	0.49
2:M:121:MET:HB3	9:M:9714:HOH:O	2.12	0.49
2:M:209:ARG:O	2:M:213:ALA:HB2	2.12	0.49
2:M:571:LEU:HA	2:M:701:THR:O	2.13	0.49
2:M:627:ARG:O	2:M:638:ASP:HB3	2.13	0.49
2:M:640:ARG:HD3	2:M:642:ARG:HH22	1.76	0.49
2:M:752:GLY:HA3	3:N:679:ARG:HA	1.93	0.49
3:N:421:LEU:HD11	3:N:437:VAL:CG2	2.42	0.49
3:N:561:GLY:HA2	5:P:132:ARG:CZ	2.43	0.49
3:N:576:GLU:HA	3:N:579:ASP:OD2	2.12	0.49
3:N:1124:GLN:CG	3:N:1133:ARG:HD2	2.42	0.49
3:N:1333:HIS:O	3:N:1336:LEU:HB3	2.12	0.49
5:P:297:PRO:HB2	9:P:4687:HOH:O	2.13	0.49
5:P:328:PHE:O	5:P:331:ASP:N	2.35	0.49
5:P:403:LYS:HA	5:P:403:LYS:HZ3	1.76	0.49
2:C:146:VAL:HG13	2:C:161:SER:O	2.12	0.49
2:C:184:MET:HB2	2:C:193:LEU:HD12	1.95	0.49
2:C:260:LEU:HA	2:C:291:ALA:CB	2.42	0.49
2:C:301:GLU:O	2:C:305:PRO:HG2	2.13	0.49
3:D:212:ARG:HA	9:D:9662:HOH:O	2.11	0.49
3:D:434:ARG:HB2	3:D:447:VAL:HG22	1.94	0.49
3:D:860:LEU:HD23	3:D:877:PRO:CB	2.43	0.49
3:D:947:ILE:HD12	3:D:947:ILE:O	2.12	0.49
5:F:217:ASN:O	5:F:221:ILE:HG13	2.12	0.49
5:F:252:ALA:HB1	5:F:265:VAL:HG21	1.93	0.49
5:F:419:ARG:O	5:F:421:PHE:N	2.46	0.49
2:M:34:VAL:CB	2:M:38:LYS:HG3	2.41	0.49
2:M:64:LEU:HD22	2:M:359:MET:HG3	1.95	0.49
2:M:98:LEU:HG	9:M:9996:HOH:O	2.12	0.49
2:M:388:ARG:HG3	9:M:9960:HOH:O	2.12	0.49

Continued on next page...

Continued from previous page...

Atom-1	Atom-2	Interatomic distance (Å)	Clash overlap (Å)
2:M:643:VAL:HG22	2:M:647:GLN:NE2	2.26	0.49
2:M:762:LYS:HD3	2:M:771:GLU:OE1	2.12	0.49
2:M:1005:MET:HB2	3:N:648:MET:HE3	1.93	0.49
2:M:1079:PRO:HD3	9:M:2202:HOH:O	2.11	0.49
3:N:131:LYS:CG	3:N:568:ARG:HG2	2.42	0.49
3:N:976:GLN:HA	3:N:979:GLU:OE1	2.12	0.49
3:N:1216:SER:OG	4:O:15:SER:HA	2.12	0.49
1:A:42:ARG:HB3	9:B:9613:HOH:O	2.11	0.49
1:A:190:THR:HG22	9:A:9695:HOH:O	2.12	0.49
1:B:94:LEU:HD11	1:B:119:ASP:CB	2.42	0.49
1:B:192:LEU:HB3	9:B:9480:HOH:O	2.12	0.49
2:C:286:SER:HB3	2:C:299:LYS:CE	2.43	0.49
2:C:332:ARG:HB2	2:C:466:PHE:CE1	2.47	0.49
2:C:352:ALA:HA	2:C:355:VAL:HG12	1.94	0.49
2:C:620:LEU:O	2:C:620:LEU:HD22	2.13	0.49
2:C:703:ILE:CD1	2:C:830:LYS:HG2	2.43	0.49
2:C:783:ARG:HD3	9:C:9806:HOH:O	2.11	0.49
2:C:1034:GLU:HA	2:C:1037:VAL:CG2	2.41	0.49
3:D:131:LYS:HG3	9:D:9749:HOH:O	2.12	0.49
3:D:400:VAL:HG13	3:D:441:ARG:HD3	1.94	0.49
3:D:530:VAL:N	3:D:534:ARG:O	2.37	0.49
3:D:704:ARG:HB2	3:D:736:PHE:HD2	1.77	0.49
3:D:765:SER:O	3:D:767:HIS:N	2.46	0.49
3:D:770:LEU:HD22	3:D:777:PRO:HA	1.93	0.49
3:D:1156:LEU:HG	3:D:1177:ALA:HB2	1.94	0.49
3:D:1295:GLU:HB3	3:D:1300:SER:CB	2.43	0.49
4:E:36:LYS:HD2	9:E:9566:HOH:O	2.11	0.49
5:F:115:LYS:HG3	5:F:173:TYR:CE2	2.48	0.49
5:F:335:ASP:CG	5:F:338:LEU:HD12	2.33	0.49
1:K:19:GLU:H	1:K:19:GLU:CD	2.16	0.49
1:L:65:PHE:HB2	9:L:5784:HOH:O	2.12	0.49
1:L:123:MET:HE2	1:L:204:SER:HA	1.94	0.49
2:M:470:PRO:HB2	2:M:483:VAL:HG11	1.94	0.49
2:M:577:PRO:HA	2:M:993:PHE:CD2	2.48	0.49
2:M:876:VAL:O	2:M:879:ARG:O	2.31	0.49
2:M:1000:MET:SD	2:M:1001:VAL:HG22	2.52	0.49
3:N:81:THR:O	3:N:82:LYS:C	2.51	0.49
3:N:131:LYS:HD2	5:P:83:GLN:NE2	2.27	0.49
3:N:396:VAL:HA	9:N:9955:HOH:O	2.11	0.49
3:N:550:ARG:HG3	3:N:550:ARG:HH11	1.76	0.49
3:N:699:VAL:HG22	3:N:756:GLN:HE22	1.77	0.49

Continued on next page...

Continued from previous page...

Atom-1	Atom-2	Interatomic distance (Å)	Clash overlap (Å)
3:N:1139:ASP:O	3:N:1142:ALA:HB3	2.12	0.49
3:N:1243:THR:HB	3:N:1253:THR:HG22	1.94	0.49
3:N:1353:GLN:O	3:N:1357:ARG:HD2	2.12	0.49
5:P:163:LEU:HB3	5:P:174:LEU:CD1	2.43	0.49
5:P:292:ALA:HB1	5:P:299:TRP:O	2.13	0.49
5:P:356:LYS:NZ	5:P:417:LYS:HE2	2.26	0.49
1:B:159:LYS:HD3	1:B:159:LYS:N	2.27	0.49
2:C:127:PHE:CE1	2:C:386:PHE:HE2	2.31	0.49
2:C:218:VAL:HG22	2:C:221:LEU:CD2	2.43	0.49
2:C:712:ALA:O	2:C:820:ARG:HB2	2.12	0.49
3:D:447:VAL:HG12	9:D:9781:HOH:O	2.12	0.49
3:D:1495:ILE:HG12	4:E:80:VAL:HG11	1.93	0.49
5:F:366:ALA:HB3	5:F:367:MET:CE	2.42	0.49
1:L:13:VAL:HG13	1:L:23:PHE:CD1	2.48	0.49
2:M:353:ARG:HG2	9:M:9825:HOH:O	2.12	0.49
2:M:976:ASP:HB3	2:M:979:THR:HG22	1.94	0.49
2:M:1070:ILE:HD13	9:N:2071:HOH:O	2.12	0.49
2:M:1118:LYS:HD2	9:N:9587:HOH:O	2.13	0.49
3:N:169:TYR:N	3:N:170:PRO:CD	2.76	0.49
3:N:1007:VAL:HG23	3:N:1008:PHE:N	2.28	0.49
5:P:82:ARG:HB2	9:P:5834:HOH:O	2.13	0.49
5:P:85:LEU:HD22	5:P:193:ARG:HD3	1.94	0.49
5:P:247:ILE:O	5:P:251:ILE:HG13	2.12	0.49
1:A:102:LYS:HG3	1:A:139:ASN:HB2	1.93	0.49
1:A:218:LEU:O	1:A:222:LEU:HD23	2.12	0.49
2:C:175:GLU:HB3	2:C:183:SER:OG	2.13	0.49
2:C:390:GLN:O	7:C:8001:RPT:H142	2.11	0.49
2:C:537:LYS:CD	2:C:537:LYS:H	2.26	0.49
2:C:676:ILE:HG23	2:C:676:ILE:O	2.12	0.49
2:C:722:ILE:HD12	2:C:805:ARG:CZ	2.43	0.49
2:C:769:PRO:HD2	9:D:2497:HOH:O	2.13	0.49
2:C:969:GLN:HB3	9:D:2069:HOH:O	2.13	0.49
2:C:1065:ALA:HB1	9:C:9619:HOH:O	2.12	0.49
4:E:13:VAL:HG12	4:E:75:PHE:CE1	2.48	0.49
1:L:129:ILE:HD13	9:L:4066:HOH:O	2.11	0.49
2:M:56:GLU:HB3	9:M:9605:HOH:O	2.12	0.49
2:M:671:ASN:HD22	2:M:993:PHE:HA	1.76	0.49
2:M:881:ASN:HD22	2:M:881:ASN:N	2.04	0.49
2:M:1068:GLU:OE1	5:P:345:ALA:HA	2.13	0.49
3:N:1066:THR:HG23	3:N:1069:GLU:H	1.78	0.49
5:P:350:LEU:O	5:P:354:LEU:HG	2.13	0.49

Continued on next page...

Continued from previous page...

Atom-1	Atom-2	Interatomic distance (Å)	Clash overlap (Å)
5:P:358:LEU:CD2	5:P:370:LYS:HE3	2.42	0.49
1:A:109:VAL:HG23	1:A:132:LEU:HD13	1.94	0.49
2:C:8:ARG:HB2	9:C:9660:HOH:O	2.13	0.49
2:C:57:GLU:HG3	2:C:58:ASP:OD2	2.13	0.49
2:C:444:PRO:HB3	7:C:8001:RPT:H302	1.95	0.49
2:C:726:ILE:HG22	9:C:2076:HOH:O	2.12	0.49
2:C:777:ILE:HD12	9:C:9524:HOH:O	2.12	0.49
2:C:862:PRO:HA	2:C:975:TYR:CE1	2.48	0.49
3:D:149:LYS:HA	9:D:9954:HOH:O	2.12	0.49
3:D:230:TRP:HA	9:D:2088:HOH:O	2.13	0.49
3:D:462:GLN:HG3	3:D:513:ILE:HD13	1.94	0.49
3:D:478:LEU:HD21	3:D:500:ARG:NH2	2.28	0.49
3:D:928:ALA:O	3:D:931:LEU:HB2	2.13	0.49
3:D:1114:THR:HG23	3:D:1116:ASN:ND2	2.28	0.49
2:M:21:ILE:H	2:M:21:ILE:HD12	1.77	0.49
2:M:474:VAL:HG11	2:M:529:VAL:HG12	1.95	0.49
2:M:546:LEU:O	2:M:546:LEU:HD23	2.13	0.49
3:N:18:ILE:HG23	3:N:518:PRO:CG	2.36	0.49
3:N:424:GLY:HA2	3:N:435:VAL:O	2.12	0.49
3:N:428:LYS:HB3	3:N:450:TYR:HE1	1.78	0.49
3:N:488:ARG:HB3	3:N:488:ARG:CZ	2.42	0.49
3:N:578:VAL:O	3:N:582:LEU:HD12	2.13	0.49
3:N:634:GLY:O	3:N:637:LEU:HB3	2.13	0.49
3:N:850:LEU:O	3:N:853:VAL:HB	2.13	0.49
3:N:880:ILE:O	3:N:883:ALA:HB3	2.13	0.49
3:N:1182:GLU:HG2	9:N:9579:HOH:O	2.11	0.49
3:N:1258:ARG:HH21	3:N:1351:GLU:CG	2.25	0.49
1:A:14:ARG:CZ	1:A:24:VAL:HG23	2.43	0.49
1:B:103:ALA:HB1	1:B:107:LYS:HD2	1.95	0.49
2:C:37:GLU:HA	9:C:9707:HOH:O	2.12	0.49
2:C:365:ASP:O	2:C:367:LEU:HD12	2.13	0.49
2:C:862:PRO:HG3	2:C:975:TYR:CE1	2.48	0.49
2:C:893:ALA:O	2:C:897:LEU:HB2	2.13	0.49
3:D:462:GLN:HA	3:D:513:ILE:CD1	2.41	0.49
3:D:702:LEU:HG	3:D:745:MET:HE3	1.94	0.49
3:D:809:PRO:O	3:D:812:ALA:HB3	2.13	0.49
3:D:1087:ARG:HH21	3:D:1238:MET:HB2	1.77	0.49
3:D:1267:ARG:HH22	3:D:1333:HIS:CD2	2.31	0.49
4:E:45:ARG:HB2	4:E:46:PRO:CD	2.43	0.49
5:F:117:SER:HB3	9:F:9892:HOH:O	2.13	0.49
1:K:68:ILE:HD13	1:K:138:LEU:HD13	1.94	0.49

Continued on next page...

Continued from previous page...

Atom-1	Atom-2	Interatomic distance (Å)	Clash overlap (Å)
2:M:281:LEU:CD1	2:M:306:THR:HA	2.43	0.49
2:M:338:GLU:HA	2:M:341:THR:HG22	1.94	0.49
2:M:409:ARG:NH2	7:M:8002:RPT:H18	2.24	0.49
2:M:543:ASN:HD22	2:M:562:SER:HB3	1.77	0.49
2:M:928:LYS:HA	9:M:2129:HOH:O	2.12	0.49
3:N:463:GLN:O	3:N:467:GLU:HG3	2.13	0.49
3:N:843:PHE:CE1	3:N:864:VAL:HG11	2.48	0.49
3:N:996:TRP:HA	3:N:999:THR:CG2	2.40	0.49
3:N:1007:VAL:O	3:N:1010:ASN:HB3	2.12	0.49
3:N:1112:CYS:HA	3:N:1195:GLN:HE22	1.78	0.49
3:N:1489:GLN:O	3:N:1493:LYS:HG2	2.12	0.49
4:O:33:HIS:HB3	9:O:4524:HOH:O	2.10	0.49
5:P:356:LYS:O	5:P:360:LYS:HG2	2.12	0.49
5:P:361:LEU:HD13	5:P:366:ALA:CB	2.43	0.49
1:A:89:PHE:CZ	1:A:146:ARG:HB2	2.48	0.48
1:B:89:PHE:HB2	9:B:9688:HOH:O	2.13	0.48
1:B:101:LEU:HD12	1:B:114:PHE:CD1	2.48	0.48
2:C:396:ASP:HA	2:C:633:GLN:NE2	2.27	0.48
3:D:116:LEU:HB3	3:D:118:LEU:HD21	1.94	0.48
3:D:186:VAL:HG23	3:D:211:VAL:CG1	2.43	0.48
3:D:423:ASP:OD2	5:F:174:LEU:HD22	2.13	0.48
3:D:669:ASN:O	3:D:672:ALA:HB3	2.12	0.48
3:D:896:ALA:HB2	9:D:9543:HOH:O	2.13	0.48
1:K:32:PHE:N	9:K:4346:HOH:O	2.40	0.48
2:M:720:GLU:HA	2:M:759:THR:O	2.13	0.48
3:N:237:LYS:HA	9:N:2400:HOH:O	2.13	0.48
3:N:958:GLU:O	3:N:961:LYS:HG2	2.13	0.48
3:N:998:GLU:HG2	9:N:9574:HOH:O	2.12	0.48
3:N:1318:TYR:HD1	3:N:1319:VAL:N	2.11	0.48
3:N:1382:THR:HG22	9:N:9550:HOH:O	2.13	0.48
1:A:81:ASN:HA	1:A:84:GLU:CD	2.33	0.48
2:C:231:PRO:HB3	9:C:9728:HOH:O	2.13	0.48
2:C:461:VAL:HG13	2:C:465:GLY:HA2	1.95	0.48
2:C:470:PRO:HB2	2:C:483:VAL:HG11	1.94	0.48
2:C:502:PRO:HB2	2:C:509:ALA:HB3	1.95	0.48
2:C:535:SER:O	2:C:538:GLN:HG2	2.13	0.48
2:C:570:PRO:CD	2:C:635:THR:HB	2.43	0.48
2:C:840:ALA:HB2	2:C:846:LYS:HA	1.94	0.48
3:D:86:ARG:O	3:D:86:ARG:HG3	2.12	0.48
3:D:105:VAL:HG12	3:D:106:LYS:NZ	2.28	0.48
3:D:633:VAL:C	3:D:635:PRO:HD3	2.33	0.48

Continued on next page...

Continued from previous page...

Atom-1	Atom-2	Interatomic distance (Å)	Clash overlap (Å)
3:D:666:ILE:HG22	3:D:676:MET:HE1	1.96	0.48
3:D:1144:LEU:HB3	3:D:1166:LEU:HD11	1.95	0.48
4:E:26:ARG:HH11	4:E:29:GLN:NE2	2.10	0.48
5:F:123:ASP:H	5:F:126:LEU:HD22	1.79	0.48
5:F:192:LEU:O	5:F:192:LEU:HD23	2.13	0.48
5:F:282:LEU:HD11	5:F:286:PRO:HG3	1.96	0.48
5:F:369:LEU:HD11	5:F:401:GLU:HB2	1.96	0.48
1:L:74:ASP:OD2	1:L:76:VAL:HG23	2.13	0.48
2:M:242:LEU:HD13	9:M:2044:HOH:O	2.13	0.48
2:M:302:VAL:HB	9:M:9592:HOH:O	2.13	0.48
2:M:502:PRO:HB2	2:M:509:ALA:HB3	1.94	0.48
2:M:728:HIS:NE2	2:M:775:ARG:NH2	2.60	0.48
2:M:889:HIS:CD2	2:M:970:GLY:HA3	2.48	0.48
2:M:1015:LEU:HB2	5:P:334:PRO:O	2.13	0.48
2:M:1111:ILE:HG13	2:M:1112:PHE:N	2.25	0.48
3:N:671:LYS:HE2	9:N:2679:HOH:O	2.12	0.48
3:N:1275:SER:HB3	3:N:1325:LEU:CD1	2.43	0.48
2:C:56:GLU:HB3	9:C:9504:HOH:O	2.13	0.48
2:C:580:MET:O	2:C:903:SER:N	2.45	0.48
2:C:604:ALA:HB3	2:C:612:VAL:O	2.13	0.48
3:D:169:TYR:N	3:D:170:PRO:CD	2.77	0.48
3:D:170:PRO:HG2	9:D:2240:HOH:O	2.13	0.48
3:D:181:ASP:O	3:D:185:VAL:HG23	2.13	0.48
3:D:428:LYS:HD3	9:D:2416:HOH:O	2.12	0.48
3:D:631:ILE:O	3:D:632:VAL:HG23	2.13	0.48
3:D:847:ASP:HA	3:D:850:LEU:CD1	2.44	0.48
3:D:1097:LYS:O	3:D:1101:VAL:HG23	2.13	0.48
3:D:1159:ARG:HB3	3:D:1159:ARG:CZ	2.42	0.48
3:D:1188:VAL:HG22	3:D:1189:ARG:O	2.14	0.48
3:D:1281:VAL:HG21	3:D:1313:VAL:CG2	2.43	0.48
3:D:1281:VAL:HG21	3:D:1313:VAL:HG21	1.95	0.48
5:F:361:LEU:HD22	5:F:366:ALA:HB2	1.95	0.48
1:K:54:THR:HG23	1:K:156:HIS:CE1	2.47	0.48
1:K:91:ASN:O	1:K:94:LEU:HD12	2.12	0.48
1:L:100:LEU:O	1:L:115:LEU:HG	2.13	0.48
2:M:910:LYS:HD3	9:M:9697:HOH:O	2.13	0.48
3:N:12:LEU:HD22	3:N:511:TRP:CB	2.43	0.48
3:N:52:PRO:HD2	3:N:79:GLU:O	2.12	0.48
3:N:438:ASP:HB2	9:N:9821:HOH:O	2.13	0.48
3:N:563:PRO:HG3	5:P:188:ILE:HG21	1.96	0.48
3:N:777:PRO:HG2	3:N:915:VAL:HB	1.96	0.48

Continued on next page...

Continued from previous page...

Atom-1	Atom-2	Interatomic distance (Å)	Clash overlap (Å)
3:N:1198:TYR:HE2	3:N:1432:LYS:HE2	1.79	0.48
3:N:1356:TYR:CD2	3:N:1363:LEU:HD23	2.49	0.48
3:N:1406:ARG:HA	9:N:2372:HOH:O	2.13	0.48
3:N:1425:THR:HG23	3:N:1426:LYS:H	1.78	0.48
5:P:119:ILE:HD13	5:P:170:HIS:ND1	2.27	0.48
1:A:195:LEU:HD12	1:A:196:THR:N	2.27	0.48
2:C:56:GLU:HG2	2:C:64:LEU:HD23	1.94	0.48
2:C:704:HIS:HB2	2:C:831:ARG:NE	2.27	0.48
2:C:724:ARG:HG3	2:C:740:GLU:HA	1.95	0.48
2:C:775:ARG:HE	2:C:782:ALA:CB	2.25	0.48
2:C:954:THR:OG1	2:C:957:LYS:HG3	2.12	0.48
3:D:105:VAL:HG12	3:D:106:LYS:HZ2	1.77	0.48
3:D:122:GLU:OE1	3:D:122:GLU:HA	2.13	0.48
3:D:525:ARG:HA	3:D:538:SER:HB2	1.94	0.48
3:D:754:PHE:HE2	3:D:1476:THR:HG21	1.79	0.48
3:D:1278:ASP:HA	3:D:1319:VAL:O	2.13	0.48
5:F:273:ARG:HA	5:F:276:ARG:HD2	1.94	0.48
1:L:23:PHE:O	1:L:196:THR:HA	2.14	0.48
2:M:45:GLN:CG	2:M:49:ARG:HH22	2.27	0.48
2:M:71:TYR:N	2:M:71:TYR:CD2	2.81	0.48
2:M:514:VAL:HG22	9:M:9787:HOH:O	2.13	0.48
2:M:683:ASN:HB2	9:M:9667:HOH:O	2.13	0.48
2:M:909:ALA:C	2:M:910:LYS:HD2	2.34	0.48
2:M:1097:LEU:N	2:M:1097:LEU:HD22	2.29	0.48
3:N:95:LEU:HD11	3:N:517:VAL:HG23	1.96	0.48
3:N:581:LEU:HD23	3:N:581:LEU:H	1.78	0.48
3:N:884:ARG:HD3	9:N:9544:HOH:O	2.13	0.48
3:N:1304:LYS:HG2	9:N:2548:HOH:O	2.13	0.48
4:O:18:ARG:O	4:O:22:VAL:HG23	2.13	0.48
5:P:122:LEU:HD11	5:P:126:LEU:HD23	1.95	0.48
5:P:353:GLU:OE1	5:P:356:LYS:HE2	2.13	0.48
2:C:160:ALA:O	2:C:173:ASP:HA	2.13	0.48
2:C:470:PRO:HD3	2:C:485:TYR:CE2	2.49	0.48
2:C:820:ARG:HD3	9:C:2168:HOH:O	2.12	0.48
2:C:1073:GLY:HA3	9:C:9551:HOH:O	2.13	0.48
3:D:911:LEU:O	3:D:915:VAL:HG23	2.14	0.48
3:D:1107:VAL:HG12	3:D:1217:ILE:HA	1.95	0.48
4:E:16:LYS:HA	9:E:9481:HOH:O	2.12	0.48
4:E:50:THR:HG22	9:E:9491:HOH:O	2.12	0.48
2:M:165:LEU:HA	2:M:166:PRO:O	2.14	0.48
2:M:625:LEU:O	2:M:627:ARG:N	2.45	0.48

Continued on next page...

Continued from previous page...

Atom-1	Atom-2	Interatomic distance (Å)	Clash overlap (Å)
3:N:415:VAL:HG23	9:N:2389:HOH:O	2.13	0.48
3:N:546:ARG:NH2	3:N:550:ARG:HH12	2.12	0.48
3:N:714:GLN:OE1	3:N:765:SER:HA	2.13	0.48
3:N:1136:LYS:HB2	3:N:1139:ASP:OD2	2.13	0.48
1:B:170:VAL:O	1:B:170:VAL:HG23	2.13	0.48
2:C:426:ASP:HB2	9:C:2334:HOH:O	2.13	0.48
2:C:588:VAL:HG21	2:C:664:GLY:O	2.13	0.48
2:C:722:ILE:O	2:C:722:ILE:HG23	2.14	0.48
3:D:142:LEU:HB3	9:D:9718:HOH:O	2.13	0.48
3:D:790:TYR:CD1	3:D:1022:VAL:HG13	2.48	0.48
3:D:829:VAL:H	3:D:835:SER:HB2	1.78	0.48
3:D:1112:CYS:HB2	3:D:1195:GLN:OE1	2.14	0.48
3:D:1302:GLU:HG3	9:D:9628:HOH:O	2.14	0.48
3:D:1307:LYS:H	3:D:1307:LYS:CD	2.23	0.48
4:E:17:TYR:H	4:E:17:TYR:HD2	1.62	0.48
5:F:151:LEU:HB2	5:F:155:THR:H	1.79	0.48
5:F:278:LEU:HB2	5:F:286:PRO:HG2	1.95	0.48
1:L:170:VAL:C	1:L:172:SER:H	2.16	0.48
1:L:206:THR:HG23	1:L:208:LEU:H	1.78	0.48
1:L:219:ARG:O	1:L:223:THR:HG23	2.13	0.48
2:M:102:HIS:HB2	2:M:106:GLY:O	2.14	0.48
2:M:205:GLU:OE2	2:M:206:THR:HB	2.14	0.48
2:M:260:LEU:HA	2:M:291:ALA:HB2	1.95	0.48
2:M:274:ARG:HB2	2:M:285:LEU:CD1	2.43	0.48
2:M:609:ASN:ND2	2:M:627:ARG:HE	2.12	0.48
2:M:1081:VAL:HB	2:M:1086:ARG:NE	2.29	0.48
3:N:27:GLU:O	3:N:28:LYS:HD2	2.13	0.48
3:N:152:LEU:HD21	9:N:9735:HOH:O	2.13	0.48
3:N:820:GLU:HA	3:N:825:ALA:O	2.14	0.48
3:N:1045:MET:HE1	9:N:9654:HOH:O	2.14	0.48
3:N:1303:TYR:HD2	9:N:2651:HOH:O	1.96	0.48
3:N:1459:LEU:HD13	3:N:1465:ASN:ND2	2.28	0.48
5:P:214:GLN:O	5:P:217:ASN:HB2	2.13	0.48
1:A:20:TYR:CD2	1:A:21:GLY:N	2.80	0.48
1:A:99:LEU:HB3	1:A:114:PHE:HD2	1.78	0.48
1:B:81:ASN:HD21	1:B:127:LEU:HG	1.78	0.48
1:B:124:ASN:HA	9:B:9533:HOH:O	2.14	0.48
2:C:108:ILE:HD12	2:C:108:ILE:N	2.28	0.48
2:C:196:LEU:HD11	2:C:303:PHE:CE1	2.49	0.48
2:C:299:LYS:HB3	9:C:9713:HOH:O	2.12	0.48
2:C:458:TYR:HB3	2:C:470:PRO:HG3	1.95	0.48

Continued on next page...

Continued from previous page...

Atom-1	Atom-2	Interatomic distance (Å)	Clash overlap (Å)
2:C:459:ALA:HB1	2:C:467:ILE:CG2	2.43	0.48
2:C:480:THR:HG22	2:C:481:ASP:N	2.28	0.48
2:C:677:MET:HE3	3:D:943:THR:O	2.13	0.48
2:C:952:LEU:HB3	2:C:966:LEU:HD11	1.95	0.48
2:C:1029:GLY:O	3:D:622:ARG:HD3	2.14	0.48
3:D:10:ILE:HD13	3:D:1447:LEU:HG	1.95	0.48
3:D:183:GLU:O	3:D:186:VAL:HG12	2.14	0.48
3:D:213:VAL:HG22	3:D:214:GLU:H	1.79	0.48
3:D:639:LEU:HD12	3:D:640:HIS:H	1.78	0.48
3:D:699:VAL:H	3:D:756:GLN:HE21	1.57	0.48
3:D:785:ILE:HG22	3:D:789:LEU:HD12	1.94	0.48
3:D:1232:PRO:HB3	3:D:1361:VAL:CG2	2.38	0.48
3:D:1432:LYS:HA	9:D:9581:HOH:O	2.13	0.48
5:F:261:PRO:O	5:F:265:VAL:HG23	2.14	0.48
1:K:83:LYS:HE2	1:K:168:ASP:N	2.27	0.48
1:L:185:ARG:HG3	1:L:190:THR:CG2	2.39	0.48
1:L:191:ASP:O	1:L:192:LEU:HG	2.13	0.48
2:M:195:LEU:HG	2:M:238:LEU:HG	1.96	0.48
2:M:431:HIS:HD2	2:M:433:THR:H	1.58	0.48
2:M:722:ILE:HG21	2:M:821:GLU:OE1	2.14	0.48
2:M:1043:TYR:HA	9:O:4679:HOH:O	2.13	0.48
2:M:1081:VAL:HB	2:M:1086:ARG:HE	1.78	0.48
3:N:103:TRP:CH2	3:N:1447:LEU:HD23	2.48	0.48
3:N:152:LEU:H	3:N:152:LEU:CD2	2.25	0.48
3:N:515:GLU:HB2	9:N:9820:HOH:O	2.13	0.48
3:N:629:SER:OG	3:N:726:ILE:HG13	2.14	0.48
3:N:633:VAL:HG22	3:N:635:PRO:CD	2.43	0.48
3:N:1305:LEU:HD21	3:N:1326:THR:OG1	2.14	0.48
5:P:346:THR:HA	9:P:4114:HOH:O	2.12	0.48
2:C:42:VAL:HG12	2:C:43:GLY:N	2.26	0.48
2:C:64:LEU:HD12	2:C:100:LEU:HD13	1.95	0.48
2:C:627:ARG:HG3	2:C:628:PHE:H	1.77	0.48
2:C:931:GLY:HA3	9:C:2360:HOH:O	2.14	0.48
2:C:1051:GLU:HG3	2:C:1055:LEU:HD12	1.96	0.48
2:C:1089:VAL:O	2:C:1093:GLN:HG3	2.13	0.48
2:C:1115:LEU:HB3	3:D:85:VAL:CG1	2.44	0.48
3:D:1223:ILE:HD12	3:D:1223:ILE:N	2.20	0.48
4:E:54:LEU:HD23	4:E:54:LEU:O	2.14	0.48
5:F:128:ARG:HG2	9:F:9497:HOH:O	2.12	0.48
1:K:50:GLY:O	1:K:146:ARG:HA	2.13	0.48
1:L:20:TYR:HE2	1:L:198:ARG:HB3	1.78	0.48

Continued on next page...

Continued from previous page...

Atom-1	Atom-2	Interatomic distance (Å)	Clash overlap (Å)
2:M:54:ILE:HA	9:M:9582:HOH:O	2.13	0.48
2:M:666:LEU:HD12	2:M:667:ALA:N	2.29	0.48
2:M:873:PRO:O	2:M:876:VAL:HG23	2.13	0.48
2:M:1021:LEU:HD22	5:P:331:ASP:O	2.14	0.48
2:M:1040:LEU:HG	2:M:1045:ALA:HB3	1.95	0.48
9:M:9830:HOH:O	5:P:351:SER:HA	2.14	0.48
3:N:186:VAL:HG13	3:N:187:LYS:N	2.29	0.48
3:N:462:GLN:HB2	3:N:513:ILE:HG21	1.95	0.48
3:N:694:VAL:HG13	9:N:2371:HOH:O	2.13	0.48
3:N:796:ARG:HA	9:N:9559:HOH:O	2.14	0.48
3:N:897:TRP:CZ2	3:N:902:LEU:HD21	2.48	0.48
3:N:967:ALA:O	3:N:995:LEU:HD21	2.13	0.48
3:N:1087:ARG:HA	3:N:1090:ASP:HB2	1.95	0.48
3:N:1353:GLN:HE21	3:N:1357:ARG:HE	1.61	0.48
5:P:287:THR:C	5:P:289:GLU:H	2.16	0.48
1:A:14:ARG:HH12	1:A:24:VAL:HG23	1.79	0.48
2:C:444:PRO:HB3	7:C:8001:RPT:C30	2.44	0.48
2:C:649:VAL:HG23	9:C:9833:HOH:O	2.13	0.48
2:C:769:PRO:HB3	9:F:9559:HOH:O	2.12	0.48
2:C:1067:TYR:CE1	3:D:655:PRO:HG3	2.49	0.48
3:D:792:ILE:O	3:D:878:GLY:HA3	2.13	0.48
5:F:131:VAL:HG22	5:F:178:ARG:HD3	1.95	0.48
2:M:54:ILE:HB	9:M:2245:HOH:O	2.14	0.48
2:M:278:GLU:HB3	9:M:2020:HOH:O	2.14	0.48
2:M:455:LEU:HD13	2:M:459:ALA:HB3	1.94	0.48
2:M:564:MET:HG2	2:M:840:ALA:HB3	1.94	0.48
2:M:614:ARG:HG3	2:M:620:LEU:HD12	1.96	0.48
2:M:726:ILE:HG22	2:M:726:ILE:O	2.12	0.48
2:M:1015:LEU:HB3	2:M:1016:ILE:HD13	1.95	0.48
2:M:1033:GLY:O	2:M:1037:VAL:HG23	2.14	0.48
3:N:525:ARG:HD2	3:N:541:ASN:OD1	2.14	0.48
3:N:557:LEU:HD11	5:P:214:GLN:NE2	2.28	0.48
3:N:674:ARG:HG2	3:N:674:ARG:NH1	2.29	0.48
3:N:989:TYR:CZ	3:N:993:LEU:HD11	2.49	0.48
3:N:1023:MET:O	3:N:1028:ALA:HB3	2.14	0.48
3:N:1036:ARG:NH2	9:N:9654:HOH:O	2.47	0.48
5:P:93:LEU:HG	5:P:190:ALA:HB1	1.95	0.48
1:A:36:LEU:HD11	1:B:221:HIS:HB3	1.95	0.48
1:A:86:VAL:CG1	1:A:124:ASN:HB2	2.43	0.48
1:A:184:THR:HG23	1:A:192:LEU:HD12	1.96	0.48
2:C:91:GLN:OE1	2:C:117:HIS:HB3	2.13	0.48

Continued on next page...

Continued from previous page...

Atom-1	Atom-2	Interatomic distance (Å)	Clash overlap (Å)
2:C:144:PRO:HG2	2:C:265:ARG:NH1	2.25	0.48
2:C:184:MET:HB2	2:C:193:LEU:CD1	2.44	0.48
2:C:260:LEU:HA	2:C:291:ALA:HB2	1.95	0.48
2:C:380:ALA:O	2:C:384:GLU:HB2	2.13	0.48
2:C:445:GLU:HB2	2:C:559:LEU:HD21	1.95	0.48
2:C:630:ARG:HA	2:C:705:ILE:CD1	2.44	0.48
2:C:1036:GLU:HA	3:D:707:THR:HG21	1.96	0.48
3:D:27:GLU:HG3	3:D:28:LYS:HD2	1.96	0.48
3:D:42:ASP:O	3:D:46:ASP:HB2	2.13	0.48
3:D:1169:ASP:HB3	9:D:2071:HOH:O	2.13	0.48
3:D:1258:ARG:NH2	3:D:1262:LEU:HD11	2.28	0.48
3:D:1280:VAL:HG12	3:D:1281:VAL:N	2.29	0.48
3:D:1379:VAL:HA	3:D:1420:LEU:HB3	1.95	0.48
3:D:1404:ASN:HB2	9:D:9939:HOH:O	2.14	0.48
3:D:1418:LYS:HG3	9:D:9914:HOH:O	2.13	0.48
5:F:277:GLN:O	5:F:280:GLN:HB3	2.14	0.48
5:F:388:ALA:HB1	9:F:9483:HOH:O	2.12	0.48
1:K:41:ARG:HH11	1:K:41:ARG:HG3	1.79	0.48
1:K:48:ILE:HD13	1:K:210:ALA:HB1	1.95	0.48
1:L:73:GLU:HB3	1:L:77:GLU:CG	2.43	0.48
1:L:132:LEU:HD21	1:L:136:GLY:O	2.14	0.48
2:M:189:ARG:HH22	2:M:243:ARG:HG2	1.78	0.48
2:M:432:ARG:NE	2:M:519:GLY:HA3	2.29	0.48
2:M:863:ASP:O	2:M:865:THR:N	2.47	0.48
2:M:953:VAL:HA	2:M:965:GLU:OE1	2.13	0.48
2:M:1043:TYR:OH	3:N:711:LEU:HD23	2.13	0.48
3:N:493:ARG:NH2	3:N:1388:ARG:HB3	2.28	0.48
3:N:794:GLN:NE2	3:N:795:VAL:O	2.47	0.48
3:N:970:LYS:NZ	3:N:970:LYS:HB2	2.29	0.48
3:N:1003:VAL:O	3:N:1006:ALA:HB3	2.13	0.48
3:N:1096:ARG:HG2	3:N:1096:ARG:NH1	2.29	0.48
3:N:1102:THR:HG22	3:N:1222:GLY:CA	2.44	0.48
3:N:1104:GLU:HA	3:N:1461:GLY:HA2	1.94	0.48
3:N:1263:PHE:CE2	3:N:1371:VAL:HG11	2.49	0.48
5:P:350:LEU:HD23	5:P:351:SER:N	2.29	0.48
1:A:63:HIS:HB3	2:C:746:GLY:CA	2.34	0.47
1:A:72:LYS:HB3	1:A:73:GLU:OE2	2.13	0.47
1:A:143:ARG:HD2	1:A:145:ASP:OD1	2.14	0.47
1:B:86:VAL:HG22	9:B:9508:HOH:O	2.14	0.47
2:C:182:VAL:HG11	9:C:9507:HOH:O	2.13	0.47
2:C:189:ARG:HH22	2:C:243:ARG:NH2	2.12	0.47

Continued on next page...

Continued from previous page...

Atom-1	Atom-2	Interatomic distance (Å)	Clash overlap (Å)
2:C:290:LEU:HB3	2:C:302:VAL:CG1	2.44	0.47
9:C:9669:HOH:O	3:D:1075:HIS:HE1	1.96	0.47
3:D:421:LEU:HD11	3:D:437:VAL:HG22	1.95	0.47
3:D:523:ASP:O	3:D:526:PRO:HG3	2.14	0.47
3:D:957:PRO:CD	3:D:1007:VAL:HG12	2.44	0.47
3:D:1259:VAL:O	3:D:1263:PHE:HD1	1.97	0.47
5:F:299:TRP:CE3	5:F:303:ARG:HD3	2.49	0.47
1:L:19:GLU:HG3	1:L:201:THR:O	2.14	0.47
2:M:345:ARG:HA	2:M:348:LEU:HB2	1.94	0.47
2:M:607:ASP:HB3	2:M:609:ASN:H	1.78	0.47
2:M:781:LYS:HG3	9:M:2053:HOH:O	2.14	0.47
2:M:1067:TYR:CE2	5:P:342:VAL:HA	2.49	0.47
2:M:1082:PRO:HG3	9:M:9510:HOH:O	2.13	0.47
2:M:1118:LYS:HB3	3:N:23:TYR:CE1	2.49	0.47
3:N:80:VAL:HG12	3:N:81:THR:H	1.77	0.47
3:N:122:GLU:O	3:N:126:VAL:HG23	2.13	0.47
3:N:633:VAL:C	3:N:635:PRO:HD3	2.34	0.47
3:N:730:PRO:HA	3:N:733:CYS:SG	2.54	0.47
3:N:965:GLU:HA	3:N:968:ASP:HB2	1.96	0.47
3:N:1209:LEU:HD22	3:N:1211:MET:HB3	1.96	0.47
3:N:1238:MET:HE1	3:N:1257:PRO:HG3	1.96	0.47
3:N:1290:LEU:CD2	3:N:1291:SER:H	2.23	0.47
3:N:1292:VAL:O	3:N:1303:TYR:HB2	2.14	0.47
3:N:1493:LYS:HB2	9:N:9693:HOH:O	2.13	0.47
5:P:234:LYS:CD	5:P:236:SER:H	2.27	0.47
5:P:417:LYS:HD2	9:P:4364:HOH:O	2.13	0.47
1:A:117:VAL:HB	1:A:120:VAL:CG1	2.41	0.47
1:B:133:GLU:HG3	9:B:9692:HOH:O	2.13	0.47
1:B:151:VAL:HA	1:B:155:LYS:HZ3	1.79	0.47
2:C:244:PRO:HG2	2:C:246:ASP:CG	2.33	0.47
2:C:876:VAL:O	2:C:879:ARG:O	2.32	0.47
2:C:1030:GLN:HA	2:C:1030:GLN:NE2	2.29	0.47
2:C:1086:ARG:HD3	2:C:1112:PHE:HD2	1.80	0.47
3:D:39:PRO:HB2	9:D:9934:HOH:O	2.14	0.47
3:D:110:SER:HB2	9:D:9697:HOH:O	2.13	0.47
3:D:445:ARG:HB3	9:D:9781:HOH:O	2.13	0.47
3:D:671:LYS:O	3:D:671:LYS:HD3	2.14	0.47
3:D:756:GLN:HG2	9:E:9480:HOH:O	2.13	0.47
3:D:1020:LEU:HA	3:D:1023:MET:HE3	1.96	0.47
3:D:1044:LEU:HD21	3:D:1056:PRO:HG3	1.95	0.47
3:D:1087:ARG:CZ	3:D:1087:ARG:HB2	2.44	0.47

Continued on next page...

Continued from previous page...

Atom-1	Atom-2	Interatomic distance (Å)	Clash overlap (Å)
3:D:1173:LEU:HD23	3:D:1174:LEU:HD23	1.97	0.47
3:D:1240:THR:O	3:D:1257:PRO:HB3	2.13	0.47
3:D:1402:ALA:HB2	3:D:1415:VAL:CG2	2.44	0.47
3:D:1491:THR:HG22	9:E:9496:HOH:O	2.13	0.47
4:E:49:GLN:HA	4:E:51:LEU:O	2.14	0.47
5:F:352:GLU:HG2	9:F:9594:HOH:O	2.13	0.47
1:K:23:PHE:O	1:K:196:THR:HA	2.14	0.47
2:M:66:LEU:HD13	2:M:100:LEU:HB2	1.95	0.47
2:M:139:GLN:HE22	2:M:418:LEU:HD13	1.79	0.47
2:M:208:ALA:HA	2:M:218:VAL:HG22	1.96	0.47
2:M:331:ARG:NH1	2:M:427:VAL:HG13	2.29	0.47
2:M:381:ALA:HA	9:M:9949:HOH:O	2.13	0.47
2:M:474:VAL:HG23	2:M:478:VAL:O	2.14	0.47
2:M:678:PRO:HA	2:M:683:ASN:HD21	1.79	0.47
2:M:881:ASN:ND2	2:M:881:ASN:N	2.61	0.47
3:N:572:ARG:NH1	5:P:80:PRO:HD3	2.29	0.47
3:N:591:VAL:HG12	3:N:592:THR:O	2.14	0.47
3:N:668:PRO:HA	9:N:9706:HOH:O	2.14	0.47
3:N:1111:ASP:HA	9:N:9807:HOH:O	2.13	0.47
4:O:48:MET:CB	4:O:54:LEU:HB2	2.44	0.47
4:O:70:THR:CG2	4:O:72:ARG:HH21	2.27	0.47
5:P:193:ARG:HD2	9:P:3462:HOH:O	2.14	0.47
1:A:133:GLU:HA	9:A:9594:HOH:O	2.13	0.47
1:B:151:VAL:HB	1:B:169:ALA:HB3	1.96	0.47
2:C:52:PHE:HA	9:C:9979:HOH:O	2.13	0.47
2:C:197:LEU:HA	9:C:9888:HOH:O	2.14	0.47
2:C:285:LEU:HD23	2:C:285:LEU:O	2.14	0.47
2:C:367:LEU:HD22	9:C:2175:HOH:O	2.14	0.47
2:C:892:LEU:HD21	2:C:967:PHE:CE1	2.49	0.47
2:C:1090:LYS:HG2	2:C:1112:PHE:HZ	1.78	0.47
3:D:473:LEU:HD11	3:D:495:ARG:NH1	2.29	0.47
3:D:477:LEU:HD22	3:D:492:ALA:CB	2.42	0.47
3:D:843:PHE:CZ	3:D:864:VAL:HG11	2.49	0.47
3:D:1243:THR:HG22	3:D:1244:GLY:H	1.79	0.47
3:D:1394:VAL:HG21	3:D:1397:LYS:NZ	2.28	0.47
9:D:2394:HOH:O	4:E:54:LEU:HD11	2.14	0.47
4:E:59:ASN:HB3	4:E:62:THR:OG1	2.13	0.47
2:M:551:GLU:OE1	2:M:906:PHE:HA	2.14	0.47
2:M:643:VAL:HG13	2:M:647:GLN:CD	2.35	0.47
3:N:474:GLU:O	3:N:478:LEU:HG	2.15	0.47
3:N:491:LYS:HG3	9:N:9963:HOH:O	2.13	0.47

Continued on next page...

Continued from previous page...

Atom-1	Atom-2	Interatomic distance (Å)	Clash overlap (Å)
3:N:664:LYS:HA	9:N:2138:HOH:O	2.14	0.47
3:N:776:GLU:OE1	3:N:912:LYS:HD3	2.14	0.47
4:O:54:LEU:HG	4:O:58:PRO:HD2	1.94	0.47
1:A:30:ARG:HH22	1:A:191:ASP:HB2	1.79	0.47
1:B:173:PRO:HB2	1:B:205:VAL:HG22	1.96	0.47
2:C:110:GLU:H	2:C:368:THR:HG21	1.79	0.47
2:C:134:ARG:HH21	2:C:394:PHE:N	2.12	0.47
9:C:9961:HOH:O	5:F:350:LEU:HD21	2.14	0.47
3:D:114:THR:O	3:D:495:ARG:HG3	2.15	0.47
3:D:501:ALA:HA	3:D:504:ASP:HB2	1.97	0.47
3:D:658:LEU:HD11	3:D:674:ARG:NH1	2.29	0.47
3:D:672:ALA:HA	5:F:420:ASP:OD2	2.15	0.47
3:D:836:VAL:HG12	9:D:9486:HOH:O	2.14	0.47
3:D:1310:ARG:HG3	3:D:1327:ARG:CB	2.44	0.47
2:M:63:GLY:CA	2:M:103:LYS:HE2	2.45	0.47
2:M:478:VAL:HG13	2:M:506:ASN:HB3	1.95	0.47
2:M:841:ASN:HD22	2:M:843:HIS:H	1.60	0.47
3:N:834:THR:HB	3:N:838:ARG:HB3	1.95	0.47
3:N:1280:VAL:HG12	3:N:1281:VAL:N	2.29	0.47
3:N:1472:ILE:HG22	3:N:1474:ALA:H	1.78	0.47
2:C:16:PRO:HG2	2:C:460:ARG:HH12	1.79	0.47
2:C:19:THR:HG22	2:C:19:THR:O	2.15	0.47
2:C:256:TYR:HE1	2:C:293:PHE:HB2	1.76	0.47
2:C:352:ALA:O	2:C:355:VAL:HG12	2.15	0.47
2:C:413:LEU:H	2:C:413:LEU:CD1	2.25	0.47
2:C:420:ARG:HG2	2:C:421:GLU:H	1.79	0.47
2:C:945:ARG:HD3	2:C:949:LYS:HE3	1.96	0.47
3:D:171:LEU:HA	3:D:390:PRO:HA	1.96	0.47
3:D:584:ASN:HA	9:D:9901:HOH:O	2.15	0.47
3:D:659:LYS:O	3:D:659:LYS:HD3	2.14	0.47
3:D:891:GLU:N	9:D:9484:HOH:O	2.47	0.47
3:D:1326:THR:HG22	3:D:1327:ARG:N	2.30	0.47
3:D:1468:LEU:CD1	3:D:1470:ARG:HD3	2.43	0.47
1:K:34:VAL:HG21	9:M:2370:HOH:O	2.15	0.47
1:K:102:LYS:HG2	9:K:3922:HOH:O	2.13	0.47
1:L:84:GLU:HG3	1:L:127:LEU:CD2	2.44	0.47
2:M:393:GLN:HB3	7:M:8002:RPT:H343	1.97	0.47
2:M:602:GLU:HA	2:M:647:GLN:O	2.14	0.47
2:M:773:LEU:HD21	5:P:354:LEU:HD22	1.95	0.47
2:M:1030:GLN:HB2	3:N:626:SER:HB2	1.96	0.47
2:M:1102:LEU:HD11	3:N:9:ARG:HB2	1.97	0.47

Continued on next page...

Continued from previous page...

Atom-1	Atom-2	Interatomic distance (Å)	Clash overlap (Å)
3:N:656:PHE:CE2	3:N:698:LYS:HE3	2.49	0.47
3:N:728:LEU:HD12	3:N:729:HIS:N	2.30	0.47
3:N:826:PRO:HD2	3:N:829:VAL:HG22	1.95	0.47
3:N:848:GLU:HB3	9:N:9763:HOH:O	2.14	0.47
3:N:996:TRP:CE3	3:N:999:THR:HG21	2.50	0.47
3:N:1382:THR:HG21	3:N:1418:LYS:HZ2	1.77	0.47
5:P:236:SER:HB3	9:P:3697:HOH:O	2.14	0.47
5:P:361:LEU:HD21	5:P:404:ALA:HB1	1.95	0.47
1:A:38:ASN:HB3	1:A:39:PRO:HD3	1.95	0.47
1:A:57:TYR:CD1	1:A:161:ARG:HB3	2.50	0.47
1:A:219:ARG:NH1	1:B:219:ARG:HG2	2.29	0.47
1:B:191:ASP:O	1:B:192:LEU:HG	2.13	0.47
2:C:114:PHE:HB2	9:C:9593:HOH:O	2.14	0.47
2:C:537:LYS:HD2	2:C:537:LYS:H	1.80	0.47
2:C:752:GLY:C	2:C:791:ARG:HH12	2.18	0.47
2:C:1047:HIS:CD2	3:D:1471:LEU:HD11	2.50	0.47
2:C:1081:VAL:CG1	2:C:1086:ARG:HE	2.27	0.47
3:D:399:ARG:HH21	3:D:432:TYR:HE2	1.61	0.47
3:D:543:LEU:HA	3:D:546:ARG:HG3	1.96	0.47
3:D:601:ARG:CD	3:D:606:ILE:HD13	2.45	0.47
3:D:709:HIS:CD2	3:D:711:LEU:HB2	2.49	0.47
3:D:952:ASP:HA	3:D:1062:ARG:NH2	2.29	0.47
3:D:970:LYS:HD2	3:D:995:LEU:HD13	1.95	0.47
3:D:1302:GLU:OE2	3:D:1304:LYS:HG2	2.15	0.47
1:K:18:ARG:O	1:K:201:THR:OG1	2.32	0.47
2:M:196:LEU:O	2:M:199:VAL:HB	2.15	0.47
2:M:197:LEU:CD1	2:M:207:LEU:HD11	2.45	0.47
2:M:227:PHE:HA	2:M:230:ARG:NE	2.22	0.47
2:M:269:LEU:HD11	2:M:287:GLY:HA2	1.97	0.47
2:M:802:ARG:CB	2:M:802:ARG:HH11	2.28	0.47
2:M:1019:GLN:NE2	3:N:621:LYS:HA	2.28	0.47
3:N:96:ALA:HB2	9:N:9830:HOH:O	2.13	0.47
3:N:563:PRO:O	3:N:567:ILE:HG13	2.13	0.47
3:N:719:VAL:N	9:N:9610:HOH:O	2.47	0.47
3:N:1352:ILE:CG2	3:N:1368:ILE:HD13	2.45	0.47
5:P:142:ARG:NH1	5:P:150:THR:HG21	2.30	0.47
1:A:36:LEU:O	1:A:40:LEU:HG	2.15	0.47
1:A:127:LEU:C	1:A:127:LEU:HD12	2.34	0.47
1:B:32:PHE:HA	1:B:35:THR:OG1	2.15	0.47
1:B:72:LYS:HG2	9:B:9498:HOH:O	2.14	0.47
1:B:171:PHE:HD2	9:B:9528:HOH:O	1.96	0.47

Continued on next page...

Continued from previous page...

Atom-1	Atom-2	Interatomic distance (Å)	Clash overlap (Å)
1:B:190:THR:HG22	9:B:9536:HOH:O	2.14	0.47
2:C:48:PHE:O	2:C:52:PHE:HB2	2.15	0.47
2:C:55:GLU:HG2	9:C:2379:HOH:O	2.14	0.47
2:C:200:LEU:HD13	2:C:300:ASP:OD2	2.13	0.47
2:C:212:GLY:C	2:C:215:GLY:H	2.18	0.47
2:C:269:LEU:HD23	9:C:2225:HOH:O	2.15	0.47
2:C:285:LEU:HD12	2:C:288:ARG:O	2.14	0.47
2:C:328:LEU:HD11	2:C:434:HIS:HD2	1.79	0.47
2:C:389:SER:C	2:C:391:LEU:N	2.68	0.47
2:C:451:LEU:H	2:C:451:LEU:HD12	1.79	0.47
2:C:612:VAL:HG22	2:C:622:GLU:HB2	1.97	0.47
2:C:654:LEU:HD13	2:C:664:GLY:N	2.29	0.47
2:C:673:LEU:CD2	2:C:867:VAL:HG12	2.45	0.47
2:C:676:ILE:CG2	2:C:988:VAL:HG22	2.45	0.47
2:C:816:LYS:HB3	9:C:9840:HOH:O	2.15	0.47
2:C:1006:HIS:N	2:C:1006:HIS:ND1	2.63	0.47
2:C:1016:ILE:HD12	3:D:526:PRO:HG2	1.96	0.47
2:C:1020:PRO:O	3:D:622:ARG:HD2	2.15	0.47
3:D:229:ALA:HB1	9:D:9916:HOH:O	2.14	0.47
3:D:421:LEU:HD12	3:D:435:VAL:CG1	2.44	0.47
3:D:501:ALA:HB1	3:D:1453:ALA:HA	1.97	0.47
3:D:572:ARG:HH12	5:F:79:ASP:CG	2.18	0.47
3:D:601:ARG:HE	3:D:606:ILE:HA	1.78	0.47
3:D:894:LYS:HB2	9:D:9872:HOH:O	2.13	0.47
3:D:955:VAL:HB	3:D:1011:PHE:CE1	2.43	0.47
3:D:969:ARG:O	3:D:972:LEU:HB3	2.14	0.47
3:D:995:LEU:HA	9:D:2036:HOH:O	2.14	0.47
3:D:1151:ARG:HB2	9:D:9606:HOH:O	2.15	0.47
3:D:1220:ALA:HB1	3:D:1223:ILE:CD1	2.41	0.47
9:D:2189:HOH:O	5:F:145:PRO:HB3	2.14	0.47
1:L:111:ALA:HB3	1:L:124:ASN:O	2.15	0.47
2:M:194:VAL:HG21	2:M:221:LEU:HA	1.97	0.47
2:M:279:GLU:HA	9:M:9687:HOH:O	2.13	0.47
2:M:431:HIS:HB3	2:M:434:HIS:CD2	2.49	0.47
2:M:544:THR:O	2:M:547:ILE:HG13	2.15	0.47
2:M:619:ARG:HG3	9:M:9814:HOH:O	2.15	0.47
2:M:741:GLY:HA3	9:M:9845:HOH:O	2.13	0.47
2:M:768:THR:O	2:M:772:ARG:HB3	2.15	0.47
2:M:772:ARG:CD	5:P:373:LYS:HD2	2.44	0.47
2:M:833:LEU:HB2	9:M:9662:HOH:O	2.14	0.47
2:M:897:LEU:CD1	2:M:921:ALA:HA	2.44	0.47

Continued on next page...

Continued from previous page...

Atom-1	Atom-2	Interatomic distance (Å)	Clash overlap (Å)
2:M:910:LYS:HD2	2:M:910:LYS:N	2.30	0.47
2:M:984:GLU:HG3	3:N:944:THR:O	2.15	0.47
3:N:58:CYS:SG	3:N:59:ALA:N	2.88	0.47
3:N:75:ARG:HG3	3:N:75:ARG:NH1	2.27	0.47
3:N:440:VAL:HG12	3:N:441:ARG:N	2.30	0.47
3:N:550:ARG:HH21	5:P:211:ASP:CG	2.18	0.47
3:N:610:LYS:HG2	3:N:611:GLN:HG2	1.96	0.47
3:N:684:LYS:HB3	3:N:686:GLU:HG3	1.96	0.47
3:N:704:ARG:CD	3:N:705:ALA:H	2.26	0.47
3:N:982:PHE:HZ	9:N:2480:HOH:O	1.98	0.47
3:N:1326:THR:HG22	3:N:1327:ARG:N	2.30	0.47
5:P:82:ARG:HG2	9:P:4186:HOH:O	2.13	0.47
5:P:151:LEU:HB2	5:P:155:THR:OG1	2.15	0.47
5:P:412:GLU:OE1	5:P:418:LEU:HD13	2.15	0.47
1:A:33:GLY:O	1:A:195:LEU:HD22	2.14	0.47
1:A:83:LYS:HE2	1:A:167:VAL:HG12	1.97	0.47
1:A:224:TYR:HB3	1:B:9:PRO:HB2	1.97	0.47
2:C:83:CYS:CA	2:C:88:LEU:HB3	2.39	0.47
2:C:129:ILE:HG12	2:C:386:PHE:HB3	1.97	0.47
2:C:137:VAL:O	2:C:391:LEU:HD11	2.15	0.47
2:C:232:GLU:O	2:C:235:LEU:HB2	2.14	0.47
2:C:886:LEU:CD2	3:D:951:ILE:HG13	2.44	0.47
3:D:28:LYS:O	3:D:43:GLY:HA2	2.15	0.47
3:D:436:GLU:HB2	3:D:445:ARG:HB3	1.95	0.47
3:D:539:ASP:OD2	5:F:318:GLU:HB2	2.14	0.47
3:D:1495:ILE:N	3:D:1495:ILE:HD12	2.29	0.47
5:F:74:LYS:HG3	9:F:9539:HOH:O	2.14	0.47
5:F:141:VAL:O	5:F:145:PRO:HD2	2.15	0.47
5:F:316:SER:C	5:F:318:GLU:N	2.68	0.47
5:F:358:LEU:HD13	5:F:370:LYS:HG3	1.97	0.47
5:F:367:MET:HA	5:F:370:LYS:NZ	2.30	0.47
1:L:65:PHE:CD1	3:N:813:LEU:HD22	2.50	0.47
2:M:220:GLY:HA3	9:M:9540:HOH:O	2.15	0.47
2:M:277:ALA:HB1	9:M:2036:HOH:O	2.14	0.47
2:M:1076:VAL:HG21	3:N:752:SER:HB3	1.97	0.47
3:N:98:PRO:HG3	3:N:515:GLU:HB3	1.96	0.47
3:N:139:GLY:N	3:N:147:VAL:HG21	2.30	0.47
3:N:933:ALA:O	3:N:937:TYR:HD1	1.96	0.47
3:N:1223:ILE:HD12	3:N:1223:ILE:N	2.25	0.47
5:P:361:LEU:HD13	5:P:366:ALA:HB1	1.97	0.47
1:A:101:LEU:HD12	1:A:114:PHE:CD1	2.50	0.47

Continued on next page...

Continued from previous page...

Atom-1	Atom-2	Interatomic distance (Å)	Clash overlap (Å)
1:B:41:ARG:HB2	1:B:177:VAL:HG21	1.95	0.47
1:B:123:MET:CE	1:B:204:SER:HA	2.45	0.47
2:C:52:PHE:O	2:C:54:ILE:N	2.48	0.47
2:C:346:VAL:HB	9:C:2037:HOH:O	2.15	0.47
2:C:776:SER:HA	2:C:780:GLU:HB3	1.97	0.47
2:C:877:PRO:HG3	3:D:1020:LEU:CD1	2.44	0.47
2:C:1013:TYR:CE1	2:C:1020:PRO:HG3	2.49	0.47
2:C:1018:GLN:HG3	2:C:1060:ILE:HD13	1.97	0.47
3:D:843:PHE:CD1	3:D:849:ALA:HA	2.50	0.47
3:D:1425:THR:HG23	3:D:1426:LYS:N	2.30	0.47
1:K:97:VAL:HG12	1:K:99:LEU:HD12	1.97	0.47
1:K:225:PHE:CE1	1:L:25:LEU:HD22	2.50	0.47
1:L:94:LEU:HD11	1:L:119:ASP:HB3	1.96	0.47
2:M:164:PRO:HD2	2:M:170:PRO:O	2.15	0.47
2:M:167:LYS:HD3	2:M:168:ARG:N	2.30	0.47
2:M:202:TYR:OH	2:M:304:LEU:HD22	2.14	0.47
2:M:371:LYS:HB2	9:M:9512:HOH:O	2.14	0.47
2:M:423:ALA:HB1	9:M:9593:HOH:O	2.15	0.47
2:M:543:ASN:ND2	2:M:562:SER:HB3	2.30	0.47
3:N:36:THR:O	3:N:38:LYS:N	2.46	0.47
3:N:137:PRO:HD2	3:N:453:ASP:HB2	1.97	0.47
5:P:184:ARG:NH2	9:P:3604:HOH:O	2.46	0.47
5:P:409:LYS:HE3	5:P:410:TYR:CD1	2.49	0.47
2:C:47:ALA:HA	2:C:50:GLU:OE2	2.15	0.47
2:C:56:GLU:CG	2:C:64:LEU:HD23	2.45	0.47
2:C:71:TYR:HD1	9:C:9517:HOH:O	1.97	0.47
2:C:144:PRO:HB2	9:C:9808:HOH:O	2.15	0.47
2:C:444:PRO:HG3	2:C:452:ILE:HD12	1.96	0.47
2:C:515:ALA:C	2:C:516:ARG:HG2	2.35	0.47
2:C:603:VAL:H	2:C:647:GLN:H	1.63	0.47
2:C:715:THR:HG22	9:C:2002:HOH:O	2.14	0.47
3:D:584:ASN:HB3	9:D:9515:HOH:O	2.15	0.47
3:D:730:PRO:HA	3:D:733:CYS:HG	1.80	0.47
3:D:1026:SER:C	3:D:1028:ALA:H	2.16	0.47
5:F:85:LEU:HB2	9:F:9663:HOH:O	2.14	0.47
5:F:188:ILE:HA	9:F:9537:HOH:O	2.15	0.47
5:F:287:THR:HG23	5:F:289:GLU:H	1.80	0.47
5:F:340:SER:OG	5:F:342:VAL:HG23	2.15	0.47
1:L:189:ARG:NH1	1:L:189:ARG:HG3	2.30	0.47
2:M:96:ALA:HB3	9:M:9996:HOH:O	2.14	0.47
2:M:470:PRO:HB2	2:M:534:VAL:HG21	1.96	0.47

Continued on next page...

Continued from previous page...

Atom-1	Atom-2	Interatomic distance (Å)	Clash overlap (Å)
2:M:1098:ASP:HB2	3:N:21:TRP:HZ2	1.78	0.47
3:N:64:LYS:HE3	9:N:9919:HOH:O	2.14	0.47
3:N:135:LEU:CD1	3:N:147:VAL:HG23	2.42	0.47
3:N:186:VAL:HG11	3:N:213:VAL:HB	1.97	0.47
3:N:510:GLU:O	3:N:513:ILE:HD12	2.14	0.47
3:N:639:LEU:H	3:N:639:LEU:HD12	1.80	0.47
3:N:698:LYS:HA	3:N:756:GLN:NE2	2.30	0.47
3:N:703:ASN:ND2	3:N:704:ARG:H	2.13	0.47
3:N:844:ALA:HB3	3:N:848:GLU:OE2	2.15	0.47
3:N:1101:VAL:HG22	3:N:1428:ALA:HB2	1.97	0.47
4:O:5:GLY:HA3	4:O:8:LYS:HD2	1.96	0.47
1:A:206:THR:HG22	1:A:209:GLU:H	1.80	0.46
2:C:7:GLY:HA3	2:C:907:ASP:O	2.15	0.46
2:C:305:PRO:HG3	2:C:308:ARG:HH22	1.80	0.46
2:C:471:TYR:CD2	2:C:533:ASP:HA	2.50	0.46
2:C:721:ARG:O	2:C:758:ARG:HA	2.14	0.46
3:D:95:LEU:CD2	3:D:574:LEU:HD11	2.45	0.46
3:D:104:PHE:CE2	3:D:1448:THR:HG23	2.49	0.46
3:D:210:ARG:NH1	3:D:398:ALA:HB3	2.30	0.46
3:D:650:LEU:HD22	3:D:688:TRP:CH2	2.50	0.46
3:D:1102:THR:HG22	3:D:1222:GLY:CA	2.44	0.46
4:E:12:MET:HA	4:E:12:MET:CE	2.45	0.46
4:E:70:THR:HB	9:E:9533:HOH:O	2.14	0.46
5:F:209:PHE:HE2	5:F:213:ILE:HD11	1.80	0.46
1:K:12:THR:HG23	1:K:24:VAL:HB	1.97	0.46
1:L:57:TYR:CE1	1:L:163:ASN:HB2	2.41	0.46
1:L:99:LEU:HA	9:L:4955:HOH:O	2.15	0.46
2:M:50:GLU:HA	2:M:266:ARG:NH1	2.31	0.46
2:M:170:PRO:HA	9:M:9800:HOH:O	2.14	0.46
2:M:269:LEU:HD12	2:M:288:ARG:HG3	1.97	0.46
2:M:671:ASN:ND2	2:M:993:PHE:HB2	2.30	0.46
2:M:929:ARG:HG3	2:M:929:ARG:HH11	1.80	0.46
2:M:966:LEU:HD11	2:M:986:PRO:HG2	1.96	0.46
2:M:1097:LEU:HD11	3:N:103:TRP:CZ3	2.50	0.46
3:N:87:ARG:HG3	3:N:88:TYR:CD2	2.50	0.46
3:N:551:ASN:O	3:N:555:LYS:HG3	2.14	0.46
3:N:968:ASP:O	3:N:971:LEU:HB3	2.15	0.46
3:N:972:LEU:O	3:N:976:GLN:HG3	2.14	0.46
3:N:1026:SER:C	3:N:1028:ALA:H	2.17	0.46
5:P:122:LEU:HA	9:P:4063:HOH:O	2.14	0.46
1:A:23:PHE:CD1	1:A:211:LEU:HD23	2.50	0.46

Continued on next page...

Continued from previous page...

Atom-1	Atom-2	Interatomic distance (Å)	Clash overlap (Å)
1:A:178:ALA:CB	2:C:864:GLY:H	2.28	0.46
1:B:56:VAL:HG13	1:B:142:VAL:HG12	1.96	0.46
1:B:85:LEU:HD13	1:B:127:LEU:HD23	1.97	0.46
2:C:8:ARG:HB2	2:C:8:ARG:HH11	1.80	0.46
2:C:49:ARG:HH11	2:C:49:ARG:CB	2.23	0.46
2:C:110:GLU:HB2	2:C:368:THR:CG2	2.45	0.46
2:C:208:ALA:HB1	2:C:218:VAL:CG1	2.45	0.46
2:C:911:GLU:HB3	2:C:912:PRO:HD3	1.97	0.46
2:C:993:PHE:CD1	2:C:993:PHE:C	2.88	0.46
3:D:105:VAL:HG23	9:D:9538:HOH:O	2.15	0.46
3:D:168:THR:HA	9:D:9616:HOH:O	2.15	0.46
3:D:442:ASN:HA	9:D:9677:HOH:O	2.14	0.46
3:D:503:LEU:HD23	3:D:508:ARG:HH12	1.80	0.46
3:D:574:LEU:O	3:D:577:ALA:HB3	2.15	0.46
3:D:720:LEU:H	3:D:720:LEU:CD1	2.23	0.46
3:D:1235:GLN:C	3:D:1359:GLN:HE22	2.18	0.46
3:D:1402:ALA:HB2	3:D:1415:VAL:HG23	1.96	0.46
3:D:1437:ALA:O	3:D:1446:VAL:HG21	2.15	0.46
5:F:292:ALA:HB1	5:F:299:TRP:O	2.15	0.46
5:F:321:ILE:O	5:F:327:SER:HB3	2.15	0.46
1:L:5:LYS:HA	1:L:5:LYS:HZ1	1.81	0.46
2:M:101:ILE:HG22	2:M:102:HIS:H	1.80	0.46
2:M:185:LYS:HB3	2:M:188:LYS:O	2.15	0.46
2:M:205:GLU:CD	2:M:206:THR:N	2.68	0.46
2:M:352:ALA:O	2:M:356:ARG:HG3	2.16	0.46
2:M:498:GLN:CG	2:M:516:ARG:HH21	2.27	0.46
2:M:517:ARG:HG3	2:M:522:VAL:HG21	1.96	0.46
2:M:592:LEU:HD13	9:M:2275:HOH:O	2.14	0.46
2:M:770:GLU:HG2	3:N:65:ARG:HH22	1.79	0.46
2:M:810:ASP:HA	2:M:811:PRO:HD3	1.81	0.46
2:M:820:ARG:HG2	2:M:820:ARG:NH1	2.30	0.46
2:M:897:LEU:HD11	2:M:921:ALA:HA	1.96	0.46
3:N:50:PHE:HB3	3:N:522:PRO:HG2	1.97	0.46
3:N:196:VAL:HG12	9:N:9691:HOH:O	2.14	0.46
5:P:77:THR:O	5:P:81:VAL:HG23	2.15	0.46
1:A:91:ASN:OD1	1:A:92:PRO:HD2	2.15	0.46
1:A:205:VAL:HG23	1:A:206:THR:N	2.31	0.46
9:B:9616:HOH:O	3:D:813:LEU:HD21	2.15	0.46
2:C:16:PRO:CG	2:C:460:ARG:HH12	2.28	0.46
2:C:642:ARG:HA	9:C:9967:HOH:O	2.15	0.46
2:C:757:GLY:HA2	2:C:789:SER:HB3	1.96	0.46

Continued on next page...

Continued from previous page...

Atom-1	Atom-2	Interatomic distance (Å)	Clash overlap (Å)
2:C:911:GLU:O	2:C:915:LYS:HG2	2.15	0.46
2:C:1109:VAL:CG2	3:D:3:LYS:HG2	2.43	0.46
3:D:104:PHE:HB2	9:D:9538:HOH:O	2.15	0.46
3:D:171:LEU:HD13	3:D:389:GLU:C	2.35	0.46
3:D:196:VAL:HG13	3:D:202:VAL:CG1	2.46	0.46
3:D:654:LYS:HD3	3:D:674:ARG:HH22	1.80	0.46
3:D:844:ALA:O	3:D:867:ARG:HD2	2.15	0.46
3:D:859:ASP:O	3:D:877:PRO:HG2	2.16	0.46
3:D:1264:GLU:CD	3:D:1425:THR:H	2.19	0.46
5:F:123:ASP:HB2	5:F:126:LEU:HD13	1.98	0.46
1:L:133:GLU:HG3	1:L:134:GLU:HG2	1.97	0.46
2:M:342:ASP:O	2:M:346:VAL:HG23	2.16	0.46
2:M:403:SER:O	2:M:407:LYS:HG3	2.15	0.46
2:M:1067:TYR:HE2	5:P:342:VAL:HA	1.81	0.46
3:N:54:LYS:HG3	3:N:55:ASP:OD1	2.16	0.46
3:N:1020:LEU:HA	3:N:1023:MET:HE2	1.97	0.46
3:N:1124:GLN:HA	3:N:1125:PRO:HD3	1.70	0.46
3:N:1366:LYS:O	3:N:1370:ILE:HG12	2.16	0.46
3:N:1382:THR:OG1	3:N:1418:LYS:HE3	2.15	0.46
3:N:1403:LEU:O	3:N:1407:LEU:HB2	2.16	0.46
3:N:1465:ASN:HD22	3:N:1465:ASN:HA	1.49	0.46
4:O:86:GLN:HE21	4:O:86:GLN:HB3	1.59	0.46
5:P:139:ALA:HA	9:P:3321:HOH:O	2.15	0.46
5:P:320:PRO:CB	5:P:324:GLU:HG2	2.45	0.46
1:A:7:LYS:HD2	9:A:9499:HOH:O	2.15	0.46
1:B:150:TYR:HD2	3:D:857:ILE:HG13	1.77	0.46
2:C:961:GLU:HA	2:C:961:GLU:OE2	2.16	0.46
3:D:56:TYR:CE2	3:D:66:GLN:HA	2.50	0.46
3:D:68:PHE:O	3:D:71:LYS:HG2	2.15	0.46
3:D:422:ALA:O	3:D:427:VAL:HG21	2.16	0.46
3:D:552:ASN:HA	3:D:555:LYS:HE3	1.96	0.46
3:D:960:LYS:HG2	3:D:964:LEU:HD12	1.98	0.46
9:D:9547:HOH:O	5:F:349:LEU:HD12	2.15	0.46
4:E:58:PRO:HB2	9:E:9487:HOH:O	2.16	0.46
5:F:287:THR:C	5:F:289:GLU:H	2.18	0.46
1:L:34:VAL:HG12	9:M:9557:HOH:O	2.15	0.46
2:M:22:GLN:HE22	2:M:336:VAL:HG21	1.79	0.46
2:M:861:LEU:HD22	2:M:863:ASP:OD1	2.16	0.46
2:M:897:LEU:HG	2:M:920:GLN:HE21	1.77	0.46
3:N:580:ALA:HA	3:N:584:ASN:OD1	2.15	0.46
3:N:647:ARG:CZ	9:N:2258:HOH:O	2.63	0.46

Continued on next page...

Continued from previous page...

Atom-1	Atom-2	Interatomic distance (Å)	Clash overlap (Å)
3:N:957:PRO:HG3	3:N:1007:VAL:HA	1.98	0.46
3:N:1129:THR:HG23	3:N:1130:ARG:H	1.81	0.46
3:N:1256:LEU:HA	3:N:1259:VAL:HG23	1.98	0.46
3:N:1431:THR:OG1	3:N:1432:LYS:N	2.49	0.46
5:P:317:LEU:O	5:P:329:TYR:HB3	2.15	0.46
5:P:416:ARG:CZ	5:P:419:ARG:HB3	2.46	0.46
1:A:9:PRO:HB3	1:A:25:LEU:CG	2.45	0.46
1:A:30:ARG:NH1	1:A:191:ASP:HB2	2.31	0.46
1:A:101:LEU:HG	1:A:114:PHE:CA	2.43	0.46
1:B:71:VAL:HG22	1:B:132:LEU:HD12	1.97	0.46
1:B:111:ALA:HB3	1:B:124:ASN:O	2.15	0.46
2:C:39:ARG:HG3	9:C:9773:HOH:O	2.15	0.46
2:C:127:PHE:O	2:C:133:ASP:HA	2.16	0.46
2:C:625:LEU:HB3	2:C:639:GLN:HB2	1.97	0.46
2:C:676:ILE:HG21	2:C:988:VAL:HG22	1.97	0.46
2:C:777:ILE:HG22	2:C:778:PHE:HD1	1.81	0.46
2:C:915:LYS:O	2:C:968:LEU:HD22	2.14	0.46
3:D:667:ALA:HB2	3:D:676:MET:HE1	1.97	0.46
3:D:708:LEU:HA	3:D:708:LEU:HD23	1.73	0.46
3:D:820:GLU:HA	3:D:825:ALA:O	2.16	0.46
3:D:829:VAL:HG11	9:D:2252:HOH:O	2.15	0.46
3:D:1046:GLN:HB2	9:D:9695:HOH:O	2.15	0.46
3:D:1295:GLU:HG2	9:D:9793:HOH:O	2.15	0.46
3:D:1299:PHE:CD2	3:D:1299:PHE:N	2.84	0.46
3:D:1306:PRO:HG3	9:D:9577:HOH:O	2.16	0.46
3:D:1486:VAL:HG12	3:D:1487:VAL:N	2.30	0.46
2:M:17:PRO:O	2:M:20:GLU:N	2.46	0.46
2:M:429:ASP:HB3	9:M:9514:HOH:O	2.15	0.46
2:M:437:ARG:C	2:M:438:ILE:HD12	2.35	0.46
2:M:565:GLN:OE1	2:M:842:ARG:HG2	2.14	0.46
2:M:680:ASP:HB2	2:M:682:TYR:CE2	2.50	0.46
2:M:790:LEU:C	2:M:790:LEU:HD23	2.35	0.46
2:M:861:LEU:HD23	2:M:862:PRO:N	2.31	0.46
2:M:904:PRO:HG3	9:M:9623:HOH:O	2.16	0.46
2:M:1016:ILE:HD12	5:P:317:LEU:HD21	1.97	0.46
2:M:1104:GLU:H	2:M:1104:GLU:CD	2.19	0.46
3:N:416:ALA:HB3	3:N:417:PRO:HD3	1.97	0.46
3:N:562:ALA:HB1	3:N:567:ILE:CD1	2.45	0.46
3:N:1008:PHE:HB3	3:N:1012:GLU:OE2	2.15	0.46
3:N:1342:GLU:HB3	9:N:9577:HOH:O	2.15	0.46
5:P:127:ILE:HD11	9:P:4895:HOH:O	2.16	0.46

Continued on next page...

Continued from previous page...

Atom-1	Atom-2	Interatomic distance (Å)	Clash overlap (Å)
5:P:314:PRO:HD2	9:P:4162:HOH:O	2.15	0.46
1:A:43:ILE:HA	1:A:47:SER:OG	2.16	0.46
2:C:3:ILE:CD1	2:C:900:ARG:HB2	2.46	0.46
2:C:93:PRO:HB2	9:C:9537:HOH:O	2.14	0.46
2:C:115:LEU:HD12	2:C:378:LEU:HD22	1.97	0.46
2:C:129:ILE:HG12	2:C:386:PHE:O	2.16	0.46
2:C:777:ILE:HG22	2:C:778:PHE:CD1	2.51	0.46
2:C:1013:TYR:HB2	5:F:335:ASP:OD2	2.15	0.46
2:C:1101:THR:O	2:C:1102:LEU:HD12	2.15	0.46
3:D:22:SER:HB3	9:D:9666:HOH:O	2.16	0.46
3:D:93:ILE:HG12	3:D:548:ILE:HD12	1.98	0.46
3:D:208:PRO:CB	3:D:395:VAL:HG13	2.45	0.46
3:D:396:VAL:CG2	3:D:447:VAL:HB	2.42	0.46
3:D:397:LYS:NZ	3:D:399:ARG:HH21	2.13	0.46
3:D:581:LEU:HD12	3:D:603:LEU:HD12	1.96	0.46
3:D:860:LEU:O	3:D:877:PRO:HD2	2.16	0.46
3:D:983:LEU:HB2	9:D:9513:HOH:O	2.16	0.46
3:D:1139:ASP:O	3:D:1142:ALA:HB3	2.15	0.46
3:D:1258:ARG:HG3	3:D:1262:LEU:HD13	1.96	0.46
3:D:1331:ASP:OD1	3:D:1333:HIS:HB2	2.15	0.46
3:D:1346:ARG:HB2	3:D:1346:ARG:NH1	2.30	0.46
5:F:353:GLU:OE1	5:F:356:LYS:HD2	2.16	0.46
1:K:9:PRO:HG2	1:L:224:TYR:CD2	2.51	0.46
1:L:159:LYS:HD3	1:L:159:LYS:N	2.31	0.46
2:M:4:LYS:HE3	9:M:9956:HOH:O	2.15	0.46
2:M:409:ARG:HG2	9:M:2089:HOH:O	2.16	0.46
2:M:428:ARG:O	3:N:1078:ARG:NH1	2.49	0.46
3:N:388:HIS:H	5:P:97:GLU:HG3	1.79	0.46
3:N:434:ARG:HG3	9:N:9784:HOH:O	2.14	0.46
3:N:608:SER:OG	3:N:609:GLY:N	2.46	0.46
3:N:899:LEU:CD1	3:N:900:ILE:HG23	2.46	0.46
3:N:928:ALA:O	3:N:931:LEU:HB2	2.16	0.46
3:N:1383:ASP:HB3	3:N:1416:ALA:H	1.81	0.46
4:O:4:PRO:HG3	9:O:5463:HOH:O	2.15	0.46
4:O:5:GLY:O	4:O:9:LEU:HG	2.15	0.46
1:A:86:VAL:HG23	1:A:202:ASP:OD1	2.16	0.46
1:B:123:MET:CG	9:B:9635:HOH:O	2.64	0.46
2:C:289:THR:HG22	2:C:290:LEU:H	1.80	0.46
2:C:289:THR:HG22	2:C:290:LEU:HD22	1.97	0.46
2:C:1049:LEU:HG	2:C:1053:LEU:HD11	1.96	0.46
2:C:1092:LEU:HD22	2:C:1099:VAL:CG2	2.46	0.46

Continued on next page...

Continued from previous page...

Atom-1	Atom-2	Interatomic distance (Å)	Clash overlap (Å)
3:D:468:LEU:HB3	9:D:9997:HOH:O	2.16	0.46
3:D:847:ASP:OD1	3:D:848:GLU:N	2.49	0.46
3:D:867:ARG:CB	3:D:867:ARG:HH11	2.29	0.46
3:D:919:PHE:HD2	3:D:919:PHE:O	1.98	0.46
3:D:1496:GLU:HA	3:D:1499:ARG:CD	2.45	0.46
4:E:54:LEU:HG	4:E:58:PRO:HG2	1.97	0.46
1:L:69:PRO:HB3	9:L:5138:HOH:O	2.16	0.46
1:L:123:MET:O	1:L:125:PRO:HD3	2.16	0.46
2:M:73:LEU:HB2	9:M:2197:HOH:O	2.15	0.46
2:M:575:GLN:HB3	2:M:670:GLN:HA	1.97	0.46
2:M:952:LEU:HD22	2:M:952:LEU:N	2.29	0.46
9:M:2201:HOH:O	4:O:32:ARG:HD3	2.16	0.46
3:N:42:ASP:O	3:N:46:ASP:HB2	2.16	0.46
3:N:82:LYS:HB2	3:N:82:LYS:NZ	2.31	0.46
3:N:558:LEU:HD13	5:P:145:PRO:CB	2.41	0.46
3:N:1000:THR:HG23	3:N:1001:GLU:N	2.30	0.46
3:N:1300:SER:HB2	9:N:2406:HOH:O	2.15	0.46
3:N:1304:LYS:HB3	9:N:9487:HOH:O	2.15	0.46
4:O:61:GLU:H	4:O:61:GLU:HG3	1.49	0.46
5:P:215:GLU:O	5:P:218:GLN:HB3	2.16	0.46
5:P:343:ASP:HA	9:P:5842:HOH:O	2.15	0.46
1:B:89:PHE:CD1	1:B:120:VAL:HG22	2.50	0.46
2:C:524:VAL:HG22	9:C:2060:HOH:O	2.15	0.46
2:C:630:ARG:HE	2:C:705:ILE:CG1	2.29	0.46
2:C:705:ILE:HG22	2:C:827:VAL:O	2.16	0.46
2:C:1005:MET:CB	3:D:629:SER:HB2	2.45	0.46
3:D:44:LEU:HB3	3:D:525:ARG:NH2	2.22	0.46
3:D:984:THR:HG22	3:D:987:GLU:CD	2.35	0.46
3:D:1003:VAL:O	3:D:1007:VAL:HG13	2.16	0.46
3:D:1101:VAL:HG12	3:D:1374:GLN:HB3	1.97	0.46
3:D:1209:LEU:HD23	3:D:1211:MET:H	1.80	0.46
3:D:1359:GLN:HB3	3:D:1359:GLN:HE21	1.51	0.46
1:K:58:ILE:HD13	1:K:140:MET:HB3	1.96	0.46
1:L:23:PHE:CE1	1:L:208:LEU:HD13	2.50	0.46
2:M:137:VAL:O	2:M:391:LEU:HD21	2.15	0.46
2:M:343:GLN:HB2	9:M:9681:HOH:O	2.15	0.46
2:M:636:ALA:HB2	2:M:703:ILE:HG22	1.97	0.46
2:M:669:GLY:O	2:M:670:GLN:HG2	2.15	0.46
2:M:841:ASN:HD22	2:M:843:HIS:N	2.14	0.46
2:M:1054:THR:HG21	2:M:1079:PRO:HB3	1.96	0.46
3:N:181:ASP:O	3:N:185:VAL:HG23	2.16	0.46

Continued on next page...

Continued from previous page...

Atom-1	Atom-2	Interatomic distance (Å)	Clash overlap (Å)
3:N:191:LEU:HD22	3:N:195:VAL:CG2	2.45	0.46
3:N:441:ARG:O	3:N:443:VAL:N	2.49	0.46
3:N:669:ASN:O	3:N:672:ALA:HB3	2.15	0.46
3:N:1252:ILE:HG22	3:N:1253:THR:H	1.81	0.46
4:O:45:ARG:HB2	4:O:46:PRO:CD	2.45	0.46
5:P:226:LYS:HB2	5:P:238:TYR:OH	2.16	0.46
5:P:319:THR:HG21	9:P:5402:HOH:O	2.16	0.46
1:A:13:VAL:HG12	1:A:15:THR:HG22	1.96	0.46
2:C:72:ARG:HB3	9:C:2179:HOH:O	2.15	0.46
2:C:252:LYS:HZ2	2:C:296:GLY:HA3	1.81	0.46
2:C:319:GLY:HA3	9:C:2214:HOH:O	2.16	0.46
2:C:595:LEU:HB2	9:C:2223:HOH:O	2.15	0.46
2:C:682:TYR:N	9:C:9490:HOH:O	2.49	0.46
2:C:705:ILE:HA	2:C:827:VAL:O	2.16	0.46
3:D:413:ASP:OD1	3:D:421:LEU:HD22	2.15	0.46
3:D:827:ILE:O	3:D:837:GLY:HA3	2.16	0.46
3:D:1277:ILE:CD1	3:D:1301:LYS:HB2	2.44	0.46
5:F:289:GLU:O	5:F:293:GLU:HG3	2.16	0.46
2:M:305:PRO:CG	2:M:308:ARG:HH21	2.25	0.46
2:M:329:GLY:N	2:M:488:ALA:HB3	2.31	0.46
2:M:599:GLU:HB2	9:M:9583:HOH:O	2.15	0.46
2:M:918:LEU:HD23	2:M:968:LEU:HA	1.96	0.46
3:N:704:ARG:CZ	3:N:737:ASN:O	2.64	0.46
5:P:422:LEU:HD11	9:P:3715:HOH:O	2.16	0.46
1:A:86:VAL:HG12	1:A:124:ASN:HB2	1.98	0.46
1:A:195:LEU:CD1	1:A:197:LEU:HD22	2.40	0.46
2:C:118:ILE:HG22	2:C:382:ILE:HD13	1.98	0.46
2:C:136:ILE:CG2	2:C:336:VAL:HG13	2.43	0.46
2:C:242:LEU:HA	9:C:9503:HOH:O	2.16	0.46
2:C:761:PHE:N	2:C:761:PHE:CD1	2.84	0.46
3:D:68:PHE:HA	3:D:71:LYS:NZ	2.31	0.46
3:D:591:VAL:HG12	3:D:592:THR:O	2.16	0.46
3:D:694:VAL:HG13	9:D:2053:HOH:O	2.16	0.46
3:D:1258:ARG:HH21	3:D:1351:GLU:HG2	1.81	0.46
2:M:91:GLN:CD	2:M:117:HIS:HB3	2.37	0.46
2:M:146:VAL:HG11	2:M:306:THR:HG22	1.98	0.46
2:M:205:GLU:O	2:M:209:ARG:HD2	2.15	0.46
2:M:311:PHE:HB2	9:M:2157:HOH:O	2.16	0.46
2:M:438:ILE:HG22	2:M:439:CYS:O	2.16	0.46
2:M:675:ALA:CA	2:M:989:VAL:HG12	2.37	0.46
2:M:708:TYR:CD1	2:M:708:TYR:N	2.79	0.46

Continued on next page...

Continued from previous page...

Atom-1	Atom-2	Interatomic distance (Å)	Clash overlap (Å)
2:M:1090:LYS:HE2	2:M:1112:PHE:CE1	2.51	0.46
9:M:2448:HOH:O	5:P:283:GLY:HA2	2.15	0.46
3:N:31:THR:HB	3:N:32:ILE:H	1.62	0.46
3:N:213:VAL:HG22	3:N:214:GLU:H	1.81	0.46
3:N:411:THR:HG22	9:N:2263:HOH:O	2.16	0.46
3:N:630:VAL:HG12	3:N:631:ILE:N	2.30	0.46
3:N:667:ALA:HB2	9:N:2385:HOH:O	2.15	0.46
3:N:1114:THR:HA	9:N:2201:HOH:O	2.16	0.46
3:N:1481:VAL:HG13	4:O:18:ARG:NE	2.27	0.46
5:P:102:LEU:HD22	5:P:183:ALA:O	2.15	0.46
1:A:9:PRO:HB3	1:A:25:LEU:HG	1.98	0.45
1:B:89:PHE:CD1	1:B:120:VAL:HG13	2.51	0.45
2:C:207:LEU:HD22	2:C:221:LEU:CD2	2.46	0.45
2:C:354:GLY:HA2	9:C:9624:HOH:O	2.15	0.45
2:C:860:HIS:HE2	2:C:975:TYR:HB2	1.81	0.45
3:D:235:ALA:HB3	9:D:2112:HOH:O	2.16	0.45
3:D:531:ASP:HB2	9:D:2123:HOH:O	2.16	0.45
3:D:564:GLU:HB2	9:F:9561:HOH:O	2.16	0.45
3:D:1043:GLY:O	3:D:1056:PRO:HB3	2.15	0.45
3:D:1106:VAL:HG21	3:D:1474:ALA:HB2	1.99	0.45
3:D:1346:ARG:HB2	3:D:1346:ARG:HH11	1.81	0.45
3:D:1403:LEU:HD12	9:D:2493:HOH:O	2.15	0.45
5:F:226:LYS:HE3	9:F:9804:HOH:O	2.17	0.45
1:L:153:ALA:HA	1:L:156:HIS:NE2	2.30	0.45
2:M:60:GLY:HA2	9:M:9972:HOH:O	2.16	0.45
2:M:822:VAL:HG13	9:M:9775:HOH:O	2.15	0.45
3:N:586:ARG:HG2	9:N:2658:HOH:O	2.16	0.45
3:N:1122:LEU:HD23	3:N:1178:ALA:HB2	1.98	0.45
3:N:1495:ILE:O	3:N:1498:ALA:HB3	2.16	0.45
1:A:211:LEU:O	1:A:211:LEU:HD12	2.16	0.45
1:A:216:GLU:HG3	1:A:220:GLU:OE1	2.16	0.45
1:B:87:VAL:HA	9:B:9635:HOH:O	2.16	0.45
2:C:43:GLY:HA2	2:C:341:THR:OG1	2.16	0.45
2:C:339:LEU:HB3	2:C:385:PHE:HZ	1.81	0.45
2:C:471:TYR:HE1	2:C:491:GLU:OE2	1.99	0.45
2:C:578:VAL:HG21	2:C:991:GLN:O	2.16	0.45
2:C:742:VAL:HG23	9:C:2181:HOH:O	2.15	0.45
2:C:773:LEU:O	2:C:777:ILE:HG13	2.16	0.45
3:D:29:PRO:HG3	3:D:549:ASN:ND2	2.31	0.45
3:D:1007:VAL:HG23	3:D:1008:PHE:N	2.32	0.45
3:D:1290:LEU:CD2	3:D:1291:SER:H	2.28	0.45

Continued on next page...

Continued from previous page...

Atom-1	Atom-2	Interatomic distance (Å)	Clash overlap (Å)
2:M:83:CYS:CA	2:M:88:LEU:HB3	2.42	0.45
2:M:603:VAL:HG23	2:M:647:GLN:O	2.16	0.45
2:M:811:PRO:HD3	9:M:9734:HOH:O	2.16	0.45
2:M:890:LEU:HA	2:M:914:ILE:HD13	1.96	0.45
2:M:893:ALA:O	2:M:897:LEU:HD22	2.16	0.45
2:M:1051:GLU:HG2	2:M:1056:LYS:CD	2.44	0.45
2:M:1086:ARG:HH11	2:M:1112:PHE:HA	1.82	0.45
3:N:156:GLU:O	3:N:159:ARG:HB3	2.17	0.45
3:N:523:ASP:O	3:N:526:PRO:HG3	2.17	0.45
3:N:765:SER:O	3:N:767:HIS:N	2.49	0.45
3:N:827:ILE:O	3:N:837:GLY:HA3	2.16	0.45
3:N:1087:ARG:HG2	3:N:1087:ARG:HH11	1.81	0.45
3:N:1246:VAL:HG21	9:N:2444:HOH:O	2.16	0.45
3:N:1272:ALA:CA	3:N:1326:THR:HB	2.44	0.45
3:N:1365:ASP:O	3:N:1369:GLU:HG3	2.16	0.45
4:O:61:GLU:O	4:O:65:MET:HE2	2.16	0.45
4:O:69:LEU:O	4:O:69:LEU:HD23	2.16	0.45
5:P:132:ARG:NH1	5:P:136:LEU:HD21	2.27	0.45
1:A:9:PRO:HD2	1:B:224:TYR:CE1	2.52	0.45
1:A:206:THR:CG2	1:A:209:GLU:H	2.30	0.45
2:C:10:ARG:HH11	2:C:11:GLU:H	1.63	0.45
2:C:16:PRO:O	2:C:18:LEU:HD12	2.16	0.45
2:C:30:LEU:HD12	2:C:30:LEU:O	2.16	0.45
2:C:68:PHE:HZ	2:C:71:TYR:HB3	1.80	0.45
2:C:238:LEU:HD23	2:C:241:LEU:HB3	1.99	0.45
2:C:675:ALA:CA	2:C:989:VAL:HG12	2.40	0.45
2:C:873:PRO:O	2:C:876:VAL:HG23	2.16	0.45
2:C:1021:LEU:HG	2:C:1022:GLY:N	2.31	0.45
3:D:115:LEU:HD22	3:D:502:PHE:HE1	1.80	0.45
3:D:135:LEU:HA	3:D:453:ASP:O	2.16	0.45
3:D:411:THR:HG23	9:D:9915:HOH:O	2.16	0.45
3:D:493:ARG:NH1	3:D:493:ARG:HG2	2.30	0.45
3:D:618:LEU:HD11	3:D:1463:LYS:HD2	1.97	0.45
3:D:750:PRO:O	3:D:756:GLN:OE1	2.35	0.45
3:D:799:LYS:N	3:D:826:PRO:HG2	2.31	0.45
3:D:1256:LEU:HA	3:D:1259:VAL:HG23	1.98	0.45
5:F:104:ARG:CZ	9:F:9749:HOH:O	2.64	0.45
5:F:220:LEU:O	5:F:224:VAL:HG23	2.15	0.45
1:K:184:THR:O	1:K:192:LEU:HB2	2.16	0.45
1:L:206:THR:HG23	1:L:208:LEU:N	2.31	0.45
2:M:52:PHE:O	2:M:54:ILE:N	2.50	0.45

Continued on next page...

Continued from previous page...

Atom-1	Atom-2	Interatomic distance (Å)	Clash overlap (Å)
2:M:68:PHE:CE1	2:M:96:ALA:HB1	2.44	0.45
2:M:77:PRO:HD3	2:M:93:PRO:HD3	1.98	0.45
2:M:713:ARG:NH2	2:M:819:VAL:HG22	2.32	0.45
2:M:768:THR:CG2	2:M:771:GLU:HB3	2.46	0.45
2:M:950:LEU:HB3	2:M:952:LEU:HD23	1.98	0.45
3:N:65:ARG:H	3:N:68:PHE:HZ	1.64	0.45
3:N:128:TYR:HB3	3:N:129:PHE:CD1	2.51	0.45
3:N:696:HIS:HB2	4:O:48:MET:CE	2.47	0.45
3:N:1012:GLU:HG3	3:N:1021:TYR:OH	2.15	0.45
3:N:1380:GLU:HB2	3:N:1420:LEU:HD23	1.98	0.45
3:N:1425:THR:CG2	3:N:1426:LYS:N	2.79	0.45
3:N:1500:LYS:O	3:N:1503:VAL:HG23	2.16	0.45
5:P:338:LEU:HB2	9:P:5459:HOH:O	2.16	0.45
1:A:111:ALA:HB3	1:A:124:ASN:O	2.16	0.45
1:B:189:ARG:HG3	9:B:9505:HOH:O	2.16	0.45
2:C:64:LEU:HB2	2:C:359:MET:SD	2.56	0.45
2:C:80:GLN:O	2:C:83:CYS:HB2	2.17	0.45
2:C:165:LEU:HA	2:C:166:PRO:O	2.16	0.45
2:C:261:ILE:HA	9:C:2458:HOH:O	2.17	0.45
2:C:455:LEU:O	2:C:541:SER:HB3	2.16	0.45
2:C:598:GLU:HB2	2:C:615:TYR:OH	2.17	0.45
2:C:939:ARG:HG3	9:C:9564:HOH:O	2.16	0.45
3:D:153:LEU:HD11	3:D:157:GLU:HB2	1.97	0.45
3:D:191:LEU:HD22	3:D:195:VAL:HG11	1.98	0.45
3:D:427:VAL:HB	3:D:435:VAL:HB	1.99	0.45
3:D:462:GLN:HB2	3:D:513:ILE:HG21	1.98	0.45
3:D:661:MET:SD	3:D:687:VAL:HG22	2.57	0.45
3:D:862:ASP:O	3:D:877:PRO:HD3	2.16	0.45
3:D:926:LYS:HE3	9:D:9911:HOH:O	2.16	0.45
3:D:957:PRO:HG3	3:D:1010:ASN:HD22	1.81	0.45
3:D:965:GLU:HB2	9:D:9490:HOH:O	2.16	0.45
3:D:1278:ASP:HB2	3:D:1318:TYR:CE1	2.51	0.45
4:E:37:ASN:HD22	4:E:89:MET:HE2	1.81	0.45
5:F:270:LYS:HB3	5:F:295:MET:CE	2.46	0.45
1:K:30:ARG:HG3	1:K:30:ARG:NH1	2.31	0.45
2:M:127:PHE:O	2:M:133:ASP:HA	2.16	0.45
2:M:435:TYR:C	2:M:437:ARG:H	2.18	0.45
2:M:626:ARG:HG2	9:M:2116:HOH:O	2.15	0.45
2:M:905:ILE:HG22	2:M:906:PHE:CD1	2.52	0.45
3:N:95:LEU:HA	3:N:551:ASN:OD1	2.15	0.45
3:N:171:LEU:HB2	3:N:390:PRO:CA	2.47	0.45

Continued on next page...

Continued from previous page...

Atom-1	Atom-2	Interatomic distance (Å)	Clash overlap (Å)
3:N:171:LEU:HA	3:N:390:PRO:HA	1.97	0.45
3:N:427:VAL:HB	3:N:435:VAL:CG2	2.47	0.45
3:N:1326:THR:HG22	3:N:1327:ARG:H	1.81	0.45
1:A:59:GLU:HG3	1:A:139:ASN:CG	2.37	0.45
1:A:182:GLU:HB3	9:A:9489:HOH:O	2.17	0.45
2:C:9:ILE:HG13	2:C:9:ILE:O	2.16	0.45
2:C:115:LEU:HD22	2:C:373:VAL:CG1	2.46	0.45
2:C:140:ILE:CD1	2:C:412:ALA:HA	2.47	0.45
2:C:410:ILE:N	2:C:410:ILE:HD12	2.32	0.45
2:C:716:LYS:HE3	9:C:9571:HOH:O	2.16	0.45
2:C:839:LEU:N	2:C:839:LEU:HD23	2.31	0.45
2:C:1039:ALA:O	2:C:1043:TYR:HD1	1.98	0.45
3:D:153:LEU:HD13	3:D:157:GLU:HB2	1.98	0.45
3:D:521:PRO:C	3:D:525:ARG:HH11	2.20	0.45
3:D:1341:PRO:O	3:D:1344:VAL:HG23	2.17	0.45
5:F:113:ILE:HG23	5:F:127:ILE:CG2	2.47	0.45
5:F:215:GLU:N	9:F:9503:HOH:O	2.48	0.45
5:F:393:THR:O	5:F:397:ILE:HG13	2.16	0.45
1:L:110:LYS:HD3	9:L:4382:HOH:O	2.16	0.45
2:M:64:LEU:HB2	2:M:359:MET:SD	2.56	0.45
2:M:110:GLU:CG	2:M:369:PRO:HG3	2.29	0.45
2:M:164:PRO:HG2	9:M:9517:HOH:O	2.17	0.45
2:M:267:TYR:HB2	2:M:272:ALA:CB	2.47	0.45
2:M:1036:GLU:O	2:M:1039:ALA:HB3	2.16	0.45
2:M:1085:PHE:O	2:M:1089:VAL:HG23	2.17	0.45
3:N:28:LYS:O	3:N:43:GLY:HA2	2.16	0.45
3:N:806:PHE:O	3:N:806:PHE:CG	2.69	0.45
3:N:950:GLY:O	3:N:951:ILE:C	2.54	0.45
3:N:984:THR:HG22	3:N:987:GLU:CG	2.40	0.45
3:N:1033:GLN:HB3	9:N:9622:HOH:O	2.17	0.45
3:N:1240:THR:O	3:N:1257:PRO:HB3	2.17	0.45
1:A:128:HIS:CE1	1:A:131:THR:HG23	2.51	0.45
1:A:218:LEU:HD23	1:B:222:LEU:HD21	1.99	0.45
1:B:27:PRO:HG2	1:B:186:LEU:CD1	2.46	0.45
1:B:86:VAL:HG13	1:B:123:MET:HB2	1.98	0.45
2:C:41:ASN:HD22	2:C:41:ASN:N	1.97	0.45
2:C:165:LEU:HD12	2:C:166:PRO:C	2.37	0.45
2:C:286:SER:HB3	2:C:299:LYS:HE3	1.98	0.45
2:C:631:SER:HB3	2:C:637:LEU:HD21	1.99	0.45
2:C:713:ARG:NH1	3:D:532:GLY:HA2	2.31	0.45
2:C:863:ASP:O	2:C:865:THR:N	2.50	0.45

Continued on next page...

Continued from previous page...

Atom-1	Atom-2	Interatomic distance (Å)	Clash overlap (Å)
2:C:1101:THR:HB	3:D:5:VAL:CG1	2.46	0.45
3:D:169:TYR:HA	3:D:392:SER:HA	1.99	0.45
3:D:171:LEU:HD11	3:D:388:HIS:CB	2.46	0.45
3:D:399:ARG:HB3	3:D:402:PRO:HG3	1.98	0.45
3:D:553:ARG:HH22	5:F:211:ASP:CG	2.19	0.45
3:D:566:ILE:CG1	5:F:192:LEU:HD11	2.46	0.45
3:D:619:LEU:HB2	9:D:9516:HOH:O	2.15	0.45
3:D:729:HIS:ND1	3:D:730:PRO:N	2.64	0.45
3:D:1467:ILE:HG13	9:D:9868:HOH:O	2.16	0.45
5:F:241:TRP:HA	5:F:244:ARG:NH1	2.31	0.45
5:F:263:HIS:HB2	9:F:9611:HOH:O	2.17	0.45
5:F:282:LEU:HB2	5:F:284:ARG:H	1.81	0.45
1:L:9:PRO:HB3	1:L:25:LEU:HG	1.98	0.45
1:L:94:LEU:HD11	9:L:4208:HOH:O	2.16	0.45
1:L:189:ARG:HG3	1:L:189:ARG:HH11	1.81	0.45
2:M:68:PHE:CZ	2:M:71:TYR:HB3	2.49	0.45
2:M:380:ALA:HA	2:M:383:ARG:HG2	1.99	0.45
2:M:516:ARG:NH2	3:N:1068:LEU:HB2	2.32	0.45
2:M:626:ARG:HB2	2:M:639:GLN:NE2	2.31	0.45
2:M:704:HIS:CG	2:M:831:ARG:HH21	2.34	0.45
2:M:897:LEU:HD22	2:M:921:ALA:HB2	1.98	0.45
2:M:1104:GLU:HA	3:N:6:ARG:HD3	1.97	0.45
3:N:179:VAL:HG22	3:N:389:GLU:HG3	1.99	0.45
3:N:651:GLU:OE1	3:N:651:GLU:HA	2.17	0.45
3:N:728:LEU:HD11	3:N:732:VAL:CG2	2.46	0.45
3:N:729:HIS:CE1	3:N:731:LEU:HG	2.47	0.45
3:N:1114:THR:HG23	3:N:1114:THR:O	2.16	0.45
3:N:1213:ARG:HD3	9:N:2343:HOH:O	2.15	0.45
3:N:1353:GLN:HE21	3:N:1353:GLN:HB3	1.54	0.45
3:N:1353:GLN:HE21	3:N:1357:ARG:NE	2.15	0.45
4:O:17:TYR:O	4:O:21:VAL:HG23	2.16	0.45
5:P:128:ARG:O	5:P:132:ARG:HG3	2.16	0.45
5:P:141:VAL:O	5:P:145:PRO:HD2	2.15	0.45
1:B:44:LEU:HD23	1:B:48:ILE:CD1	2.47	0.45
1:B:101:LEU:HB2	1:B:114:PHE:CD2	2.51	0.45
2:C:326:ASP:HB2	2:C:431:HIS:ND1	2.32	0.45
2:C:693:GLU:OE2	2:C:855:VAL:HG21	2.17	0.45
2:C:704:HIS:CG	2:C:831:ARG:HE	2.34	0.45
2:C:817:PRO:C	2:C:819:VAL:H	2.20	0.45
2:C:1060:ILE:HG23	2:C:1061:GLU:N	2.31	0.45
3:D:507:ASN:HB3	9:D:9971:HOH:O	2.17	0.45

Continued on next page...

Continued from previous page...

Atom-1	Atom-2	Interatomic distance (Å)	Clash overlap (Å)
3:D:639:LEU:CD1	3:D:640:HIS:H	2.29	0.45
3:D:666:ILE:H	3:D:666:ILE:HG13	1.61	0.45
3:D:700:VAL:HB	3:D:748:HIS:O	2.17	0.45
3:D:767:HIS:CD2	4:E:6:ILE:HG12	2.52	0.45
3:D:1084:THR:HG22	9:D:9646:HOH:O	2.17	0.45
3:D:1094:LEU:HD23	9:D:9776:HOH:O	2.16	0.45
3:D:1258:ARG:NE	3:D:1262:LEU:HD11	2.32	0.45
3:D:1312:LEU:HB2	9:D:2444:HOH:O	2.16	0.45
3:D:1383:ASP:HB3	3:D:1416:ALA:H	1.82	0.45
4:E:13:VAL:HG21	4:E:19:LEU:HB2	1.98	0.45
5:F:374:GLY:N	9:F:9672:HOH:O	2.49	0.45
1:K:20:TYR:CE2	1:K:22:GLU:HG2	2.52	0.45
2:M:3:ILE:HG21	9:M:2314:HOH:O	2.16	0.45
2:M:688:ILE:HD12	2:M:688:ILE:N	2.31	0.45
2:M:861:LEU:HD21	2:M:925:TYR:CE2	2.51	0.45
3:N:130:SER:O	3:N:568:ARG:NH2	2.50	0.45
3:N:197:SER:HB2	3:N:205:TYR:OH	2.17	0.45
3:N:379:ALA:HB2	9:N:9717:HOH:O	2.15	0.45
3:N:647:ARG:CZ	3:N:680:GLN:HE21	2.29	0.45
3:N:683:ILE:HG22	9:N:2260:HOH:O	2.16	0.45
3:N:701:LEU:H	3:N:701:LEU:HD22	1.82	0.45
3:N:989:TYR:HB2	9:N:9817:HOH:O	2.17	0.45
3:N:1312:LEU:CB	9:N:9707:HOH:O	2.64	0.45
3:N:1432:LYS:H	3:N:1432:LYS:HG3	1.48	0.45
3:N:1435:LEU:HD23	3:N:1464:GLU:HB2	1.98	0.45
4:O:70:THR:CB	4:O:72:ARG:HE	2.29	0.45
4:O:75:PHE:HD1	9:O:5601:HOH:O	1.99	0.45
5:P:392:VAL:CG1	5:P:396:ARG:HG3	2.47	0.45
1:A:100:LEU:N	9:A:9585:HOH:O	2.48	0.45
1:B:102:LYS:HE2	1:B:104:GLU:OE1	2.17	0.45
2:C:4:LYS:HB2	9:C:9680:HOH:O	2.17	0.45
2:C:114:PHE:CD1	2:C:114:PHE:N	2.84	0.45
2:C:886:LEU:CG	3:D:951:ILE:HG13	2.46	0.45
3:D:127:LEU:HD21	3:D:461:ILE:CD1	2.44	0.45
3:D:637:LEU:HD11	3:D:641:GLN:HB2	1.99	0.45
3:D:728:LEU:HD13	3:D:745:MET:CE	2.45	0.45
3:D:764:LEU:HD12	3:D:765:SER:N	2.32	0.45
3:D:1264:GLU:OE2	3:D:1264:GLU:HA	2.16	0.45
4:E:25:LYS:HA	4:E:28:GLN:NE2	2.32	0.45
5:F:84:TYR:CD2	5:F:192:LEU:HD13	2.52	0.45
5:F:193:ARG:NH2	9:F:9492:HOH:O	2.50	0.45

Continued on next page...

Continued from previous page...

Atom-1	Atom-2	Interatomic distance (Å)	Clash overlap (Å)
2:M:1034:GLU:CA	2:M:1037:VAL:HG23	2.47	0.45
3:N:598:ARG:NH2	5:P:318:GLU:O	2.48	0.45
3:N:963:TYR:CE2	3:N:1002:LYS:HB3	2.52	0.45
3:N:996:TRP:O	3:N:1000:THR:HG22	2.17	0.45
3:N:1348:LEU:HD13	3:N:1348:LEU:HA	1.81	0.45
4:O:33:HIS:CD2	4:O:89:MET:HG2	2.52	0.45
4:O:43:GLU:HG2	4:O:44:GLU:N	2.32	0.45
4:O:87:LYS:HE2	4:O:91:ARG:CZ	2.47	0.45
5:P:154:LYS:HE3	5:P:158:GLU:HG2	1.98	0.45
5:P:270:LYS:HE2	9:P:5582:HOH:O	2.17	0.45
5:P:372:ARG:HG2	9:P:6083:HOH:O	2.17	0.45
2:C:20:GLU:HG2	2:C:21:ILE:N	2.31	0.45
2:C:70:GLU:HB2	2:C:97:ARG:HD2	1.98	0.45
2:C:89:THR:HG21	2:C:383:ARG:HH22	1.82	0.45
2:C:532:MET:HG3	2:C:533:ASP:N	2.32	0.45
2:C:1060:ILE:CG2	2:C:1061:GLU:N	2.80	0.45
2:C:1088:LEU:HA	2:C:1091:GLU:OE1	2.17	0.45
3:D:90:MET:N	9:D:9497:HOH:O	2.50	0.45
3:D:127:LEU:CD1	3:D:457:GLY:H	2.30	0.45
3:D:180:LYS:HG3	9:D:2419:HOH:O	2.17	0.45
3:D:853:VAL:HG22	3:D:858:VAL:HG23	1.99	0.45
5:F:132:ARG:HG2	5:F:181:GLU:CD	2.36	0.45
5:F:196:VAL:HG13	5:F:213:ILE:CD1	2.46	0.45
5:F:370:LYS:HZ3	5:F:371:LEU:HG	1.81	0.45
1:K:41:ARG:NH1	1:K:177:VAL:HB	2.32	0.45
1:K:89:PHE:CB	1:K:94:LEU:HD13	2.45	0.45
1:K:91:ASN:H	1:K:94:LEU:HD12	1.82	0.45
2:M:52:PHE:HB3	2:M:53:PRO:HD3	1.99	0.45
2:M:290:LEU:HB3	2:M:302:VAL:HG12	1.98	0.45
2:M:842:ARG:HB2	9:M:9551:HOH:O	2.16	0.45
2:M:987:ILE:HG12	3:N:948:THR:CG2	2.47	0.45
2:M:1039:ALA:O	2:M:1043:TYR:HD1	2.00	0.45
9:M:2262:HOH:O	3:N:3:LYS:HB3	2.17	0.45
3:N:55:ASP:HA	3:N:82:LYS:HE3	1.98	0.45
3:N:82:LYS:HD3	5:P:337:HIS:HB3	1.99	0.45
3:N:411:THR:HG21	9:N:9532:HOH:O	2.17	0.45
3:N:637:LEU:HD11	3:N:641:GLN:HB2	1.99	0.45
3:N:972:LEU:HD21	3:N:976:GLN:HE21	1.82	0.45
3:N:1038:LEU:O	3:N:1060:SER:HB2	2.17	0.45
3:N:1175:ILE:O	3:N:1179:GLU:HG3	2.16	0.45
3:N:1211:MET:HG2	3:N:1213:ARG:NE	2.32	0.45

Continued on next page...

Continued from previous page...

Atom-1	Atom-2	Interatomic distance (Å)	Clash overlap (Å)
3:N:1390:LEU:HD22	9:N:2508:HOH:O	2.16	0.45
5:P:134:LYS:HA	9:P:4179:HOH:O	2.16	0.45
1:A:99:LEU:C	1:A:100:LEU:HD12	2.37	0.45
1:A:133:GLU:CG	1:A:134:GLU:N	2.76	0.45
1:A:197:LEU:HD23	1:A:197:LEU:H	1.82	0.45
1:B:77:GLU:HB2	3:D:872:ARG:NH2	2.30	0.45
2:C:196:LEU:HD21	2:C:303:PHE:CG	2.52	0.45
2:C:211:LEU:HD11	2:C:308:ARG:CB	2.37	0.45
2:C:810:ASP:HA	2:C:811:PRO:HD3	1.78	0.45
2:C:896:PHE:O	2:C:924:VAL:HG11	2.17	0.45
2:C:1051:GLU:HG2	2:C:1056:LYS:HG3	1.98	0.45
3:D:87:ARG:CB	3:D:523:ASP:HB2	2.35	0.45
3:D:141:ILE:CG2	3:D:161:LEU:HD21	2.45	0.45
3:D:165:LYS:CB	3:D:395:VAL:HG11	2.44	0.45
3:D:188:GLY:HA2	9:D:2289:HOH:O	2.17	0.45
3:D:645:PRO:HG3	3:D:725:SER:O	2.16	0.45
3:D:795:VAL:HG11	3:D:863:VAL:HG13	1.99	0.45
3:D:895:VAL:O	3:D:899:LEU:HG	2.17	0.45
3:D:1115:THR:HG21	3:D:1151:ARG:NH2	2.32	0.45
3:D:1283:ILE:HB	3:D:1315:ASP:OD2	2.17	0.45
3:D:1462:LEU:N	3:D:1462:LEU:HD23	2.31	0.45
3:D:1466:VAL:CG2	3:D:1472:ILE:HD11	2.39	0.45
5:F:291:ILE:CG2	5:F:304:VAL:HG21	2.46	0.45
5:F:416:ARG:NH1	9:F:9866:HOH:O	2.46	0.45
1:K:111:ALA:HB3	1:K:124:ASN:O	2.17	0.45
1:L:122:ILE:HD12	1:L:122:ILE:N	2.32	0.45
2:M:227:PHE:HB3	9:M:9899:HOH:O	2.17	0.45
2:M:283:ILE:HG23	9:M:2206:HOH:O	2.17	0.45
2:M:571:LEU:HD12	2:M:701:THR:O	2.17	0.45
2:M:770:GLU:HB2	9:N:2049:HOH:O	2.17	0.45
2:M:1029:GLY:HA3	3:N:623:VAL:O	2.17	0.45
3:N:18:ILE:HG21	3:N:516:ALA:O	2.17	0.45
3:N:52:PRO:CB	3:N:80:VAL:HG13	2.30	0.45
3:N:55:ASP:HB3	3:N:82:LYS:HE3	1.98	0.45
3:N:161:LEU:HD13	3:N:452:ILE:HD13	1.99	0.45
3:N:696:HIS:HB2	4:O:48:MET:HE1	1.99	0.45
3:N:882:PHE:O	3:N:886:VAL:HG23	2.17	0.45
2:C:98:LEU:HD12	2:C:98:LEU:N	2.32	0.44
2:C:186:VAL:HG23	2:C:187:ASN:N	2.25	0.44
2:C:359:MET:HA	9:C:2175:HOH:O	2.17	0.44
2:C:578:VAL:HG11	2:C:991:GLN:HB3	2.00	0.44

Continued on next page...

Continued from previous page...

Atom-1	Atom-2	Interatomic distance (Å)	Clash overlap (Å)
2:C:648:ARG:HG2	9:C:9825:HOH:O	2.17	0.44
3:D:39:PRO:HG2	3:D:47:GLU:OE2	2.17	0.44
3:D:83:SER:O	3:D:86:ARG:HB3	2.17	0.44
3:D:396:VAL:HG13	3:D:447:VAL:HA	1.98	0.44
3:D:685:ASP:HB3	9:D:9826:HOH:O	2.16	0.44
3:D:804:LEU:HD23	3:D:804:LEU:N	2.30	0.44
3:D:1090:ASP:HA	3:D:1093:TYR:HB2	1.97	0.44
3:D:1392:GLY:N	9:D:9923:HOH:O	2.49	0.44
3:D:1418:LYS:HB3	9:D:9806:HOH:O	2.16	0.44
3:D:1492:LEU:HD12	3:D:1493:LYS:NZ	2.31	0.44
1:K:199:ILE:N	1:K:199:ILE:HD12	2.32	0.44
2:M:239:PHE:HD1	9:M:9955:HOH:O	1.99	0.44
2:M:473:ARG:HG2	2:M:473:ARG:HH11	1.81	0.44
2:M:542:VAL:HG23	9:M:9944:HOH:O	2.16	0.44
2:M:686:ASP:N	9:N:2186:HOH:O	2.49	0.44
2:M:772:ARG:HH21	5:P:378:GLY:HA2	1.81	0.44
2:M:983:ILE:CG2	2:M:987:ILE:HD11	2.45	0.44
2:M:1085:PHE:CZ	3:N:1468:LEU:HG	2.52	0.44
2:M:1088:LEU:HD23	2:M:1089:VAL:N	2.31	0.44
3:N:6:ARG:C	3:N:7:LYS:HG3	2.38	0.44
3:N:462:GLN:HB3	9:N:9521:HOH:O	2.17	0.44
3:N:601:ARG:HG2	3:N:606:ILE:CD1	2.46	0.44
3:N:895:VAL:HG11	3:N:922:LEU:HD21	1.99	0.44
3:N:1149:LEU:HD11	3:N:1160:LEU:HB3	1.99	0.44
3:N:1237:THR:N	9:N:2360:HOH:O	2.49	0.44
1:B:150:TYR:HE1	1:B:168:ASP:HB3	1.82	0.44
2:C:176:VAL:HG11	9:C:9635:HOH:O	2.17	0.44
2:C:405:ARG:HB3	9:C:9528:HOH:O	2.16	0.44
3:D:506:GLY:HA3	3:D:1454:GLY:HA3	2.00	0.44
3:D:520:LEU:CD2	3:D:540:LEU:HD22	2.47	0.44
3:D:553:ARG:NH1	5:F:211:ASP:HA	2.32	0.44
3:D:587:ARG:HD3	9:D:9502:HOH:O	2.18	0.44
3:D:1244:GLY:HA2	9:D:2331:HOH:O	2.17	0.44
3:D:1263:PHE:CZ	3:D:1352:ILE:HD13	2.52	0.44
3:D:1271:LYS:HB2	9:D:2687:HOH:O	2.17	0.44
4:E:37:ASN:HD22	4:E:89:MET:CE	2.30	0.44
5:F:172:ARG:O	5:F:176:ILE:HD13	2.16	0.44
5:F:192:LEU:O	5:F:196:VAL:HG23	2.17	0.44
5:F:222:ARG:HD2	5:F:242:TRP:CE3	2.52	0.44
5:F:229:TYR:HE1	9:F:9586:HOH:O	2.00	0.44
5:F:234:LYS:HD3	5:F:236:SER:H	1.82	0.44

Continued on next page...

Continued from previous page...

Atom-1	Atom-2	Interatomic distance (Å)	Clash overlap (Å)
5:F:303:ARG:NH2	9:F:9668:HOH:O	2.50	0.44
1:L:150:TYR:H	3:N:855:HIS:CE1	2.35	0.44
2:M:428:ARG:HD3	2:M:449:ILE:O	2.17	0.44
2:M:753:ASP:O	2:M:792:VAL:HG23	2.17	0.44
2:M:1008:ARG:NH2	2:M:1020:PRO:HB3	2.32	0.44
3:N:22:SER:HA	3:N:90:MET:O	2.18	0.44
3:N:111:LYS:NZ	3:N:498:VAL:HG12	2.32	0.44
3:N:416:ALA:H	3:N:417:PRO:CD	2.31	0.44
3:N:610:LYS:HB3	9:N:2113:HOH:O	2.16	0.44
3:N:1045:MET:HG2	3:N:1073:SER:CA	2.41	0.44
1:A:85:LEU:HD12	1:A:86:VAL:N	2.32	0.44
1:A:97:VAL:HG12	1:A:99:LEU:HD12	1.99	0.44
1:A:165:ILE:HD12	1:A:165:ILE:O	2.16	0.44
1:B:95:GLN:HG3	1:B:146:ARG:HD2	2.00	0.44
2:C:136:ILE:HG23	2:C:391:LEU:CD2	2.47	0.44
2:C:433:THR:CG2	2:C:488:ALA:HB1	2.40	0.44
2:C:543:ASN:HD21	2:C:562:SER:C	2.19	0.44
9:C:9809:HOH:O	5:F:349:LEU:HB2	2.16	0.44
3:D:61:GLY:HA2	3:D:64:LYS:HE3	1.98	0.44
3:D:131:LYS:HE2	5:F:83:GLN:NE2	2.29	0.44
3:D:168:THR:OG1	3:D:393:ILE:HB	2.17	0.44
3:D:477:LEU:HD11	3:D:495:ARG:HD3	1.98	0.44
3:D:619:LEU:O	3:D:619:LEU:HD23	2.18	0.44
3:D:619:LEU:HD12	9:D:9516:HOH:O	2.16	0.44
3:D:785:ILE:HD12	3:D:785:ILE:N	2.32	0.44
3:D:1379:VAL:CG1	3:D:1395:LEU:HD23	2.47	0.44
3:D:1472:ILE:HA	3:D:1473:PRO:HD3	1.84	0.44
3:D:1491:THR:HG22	9:E:9527:HOH:O	2.17	0.44
5:F:307:THR:HA	5:F:310:ILE:HD11	1.98	0.44
1:K:63:HIS:HB3	9:K:5125:HOH:O	2.16	0.44
1:K:198:ARG:HG2	9:K:3473:HOH:O	2.18	0.44
2:M:58:ASP:O	2:M:59:LYS:HG3	2.17	0.44
2:M:422:ARG:NH1	9:M:2004:HOH:O	2.51	0.44
2:M:557:ARG:NE	2:M:560:MET:SD	2.90	0.44
2:M:720:GLU:CD	2:M:758:ARG:HD2	2.38	0.44
2:M:794:PRO:HB2	2:M:1027:PHE:HZ	1.82	0.44
3:N:44:LEU:HB3	3:N:525:ARG:NH2	2.26	0.44
3:N:978:TYR:HD1	9:N:9888:HOH:O	2.00	0.44
3:N:1377:LYS:HE2	9:N:9728:HOH:O	2.16	0.44
4:O:33:HIS:HB2	4:O:37:ASN:ND2	2.32	0.44
5:P:376:ILE:HG22	5:P:377:ASP:OD1	2.17	0.44

Continued on next page...

Continued from previous page...

Atom-1	Atom-2	Interatomic distance (Å)	Clash overlap (Å)
1:A:63:HIS:HA	9:A:9482:HOH:O	2.17	0.44
1:A:104:GLU:HB3	9:A:9622:HOH:O	2.15	0.44
1:A:198:ARG:HB2	1:A:200:TRP:CH2	2.52	0.44
2:C:140:ILE:HD11	2:C:412:ALA:HA	1.99	0.44
2:C:492:ASP:HB3	2:C:518:LYS:HD2	1.99	0.44
2:C:913:GLU:O	2:C:916:GLU:HB3	2.17	0.44
3:D:432:TYR:HB3	3:D:448:GLU:HA	1.99	0.44
3:D:699:VAL:CG2	3:D:760:ARG:HB3	2.47	0.44
3:D:805:GLU:HA	9:D:9963:HOH:O	2.16	0.44
3:D:838:ARG:HE	3:D:838:ARG:HB2	1.54	0.44
3:D:843:PHE:CE1	3:D:864:VAL:HG11	2.53	0.44
3:D:995:LEU:HD12	9:D:2036:HOH:O	2.16	0.44
3:D:996:TRP:HE3	3:D:999:THR:CG2	2.26	0.44
3:D:1239:ARG:HH22	3:D:1254:GLN:HB2	1.82	0.44
4:E:40:LEU:O	4:E:40:LEU:HD22	2.17	0.44
4:E:70:THR:HG22	4:E:71:GLY:N	2.32	0.44
1:L:73:GLU:HB3	1:L:77:GLU:HG3	1.97	0.44
2:M:208:ALA:HB1	2:M:218:VAL:CG1	2.47	0.44
2:M:212:GLY:C	2:M:215:GLY:H	2.21	0.44
2:M:611:ILE:HD12	2:M:611:ILE:N	2.32	0.44
2:M:723:THR:HG23	2:M:725:ASP:HB2	1.98	0.44
2:M:1060:ILE:CG2	2:M:1061:GLU:N	2.80	0.44
2:M:1115:LEU:HD21	3:N:84:ILE:HD12	2.00	0.44
3:N:29:PRO:HG3	3:N:549:ASN:ND2	2.33	0.44
3:N:129:PHE:C	3:N:568:ARG:HH21	2.20	0.44
3:N:546:ARG:CZ	3:N:550:ARG:NH2	2.81	0.44
3:N:800:LYS:HG2	9:N:9629:HOH:O	2.17	0.44
3:N:864:VAL:HG12	3:N:865:THR:N	2.30	0.44
3:N:1114:THR:CG2	3:N:1195:GLN:HB3	2.48	0.44
3:N:1153:VAL:HG12	3:N:1155:VAL:HG22	2.00	0.44
3:N:1173:LEU:CD2	3:N:1174:LEU:HD23	2.47	0.44
4:O:49:GLN:HA	4:O:51:LEU:O	2.18	0.44
5:P:141:VAL:HB	9:P:4054:HOH:O	2.18	0.44
5:P:173:TYR:HE2	9:P:5021:HOH:O	2.00	0.44
5:P:273:ARG:NH2	9:P:3957:HOH:O	2.50	0.44
1:A:72:LYS:HA	2:C:608:GLY:N	2.32	0.44
1:A:88:ARG:O	1:A:88:ARG:HG2	2.17	0.44
2:C:73:LEU:HD12	2:C:73:LEU:O	2.16	0.44
2:C:79:PRO:HB3	9:C:2096:HOH:O	2.16	0.44
2:C:93:PRO:HB3	9:C:9910:HOH:O	2.18	0.44
2:C:309:TYR:CE2	2:C:321:GLU:HB3	2.53	0.44

Continued on next page...

Continued from previous page...

Atom-1	Atom-2	Interatomic distance (Å)	Clash overlap (Å)
3:D:10:ILE:HD11	3:D:1434:TRP:NE1	2.33	0.44
3:D:630:VAL:O	3:D:726:ILE:HG13	2.17	0.44
3:D:630:VAL:CA	3:D:744:GLN:HG2	2.47	0.44
3:D:1045:MET:HG2	3:D:1072:ILE:O	2.17	0.44
3:D:1209:LEU:HD22	3:D:1211:MET:SD	2.57	0.44
3:D:1288:GLU:OE1	3:D:1289:LYS:HG3	2.17	0.44
1:L:41:ARG:NH1	1:L:177:VAL:HG23	2.32	0.44
2:M:159:ILE:C	9:M:9990:HOH:O	2.55	0.44
2:M:253:ALA:O	2:M:256:TYR:HB2	2.17	0.44
2:M:769:PRO:HB2	3:N:65:ARG:CZ	2.48	0.44
2:M:1086:ARG:HB3	2:M:1112:PHE:HE2	1.82	0.44
3:N:29:PRO:HG3	3:N:549:ASN:HD21	1.82	0.44
3:N:396:VAL:HG13	3:N:446:VAL:O	2.18	0.44
3:N:519:VAL:N	9:N:9660:HOH:O	2.50	0.44
4:O:33:HIS:HA	9:O:5072:HOH:O	2.18	0.44
5:P:84:TYR:HD1	9:P:3565:HOH:O	2.00	0.44
5:P:100:VAL:HG12	5:P:104:ARG:HH12	1.82	0.44
5:P:203:THR:HG22	5:P:204:GLY:N	2.32	0.44
5:P:286:PRO:HD3	9:P:4921:HOH:O	2.17	0.44
1:A:7:LYS:NZ	1:A:188:GLN:HE22	2.15	0.44
1:A:191:ASP:O	1:A:191:ASP:CG	2.56	0.44
1:B:83:LYS:HE3	1:B:167:VAL:HG12	1.99	0.44
1:B:142:VAL:HG23	1:B:142:VAL:O	2.17	0.44
1:B:143:ARG:CD	1:B:158:ILE:HG21	2.48	0.44
1:B:143:ARG:HD3	1:B:158:ILE:HG21	1.98	0.44
2:C:195:LEU:HB3	9:C:9594:HOH:O	2.16	0.44
2:C:313:LEU:HD12	2:C:313:LEU:O	2.17	0.44
2:C:525:SER:OG	2:C:527:GLU:HG3	2.17	0.44
2:C:726:ILE:HG22	2:C:726:ILE:O	2.17	0.44
2:C:816:LYS:O	2:C:819:VAL:HB	2.18	0.44
3:D:156:GLU:CD	3:D:156:GLU:N	2.70	0.44
3:D:211:VAL:HG13	3:D:393:ILE:HG23	1.99	0.44
3:D:441:ARG:O	3:D:443:VAL:N	2.50	0.44
3:D:780:LYS:HE2	9:D:2356:HOH:O	2.18	0.44
3:D:917:GLN:HA	9:D:9488:HOH:O	2.16	0.44
3:D:1173:LEU:HD23	3:D:1174:LEU:N	2.32	0.44
5:F:398:ARG:HB3	9:F:9487:HOH:O	2.18	0.44
5:F:412:GLU:HG3	5:F:418:LEU:HD22	1.99	0.44
1:K:91:ASN:CG	1:K:92:PRO:HD2	2.38	0.44
1:K:216:GLU:OE1	1:K:219:ARG:HD2	2.17	0.44
2:M:189:ARG:HH22	2:M:243:ARG:CD	2.31	0.44

Continued on next page...

Continued from previous page...

Atom-1	Atom-2	Interatomic distance (Å)	Clash overlap (Å)
2:M:211:LEU:CD1	2:M:308:ARG:HG3	2.48	0.44
2:M:428:ARG:HH21	2:M:451:LEU:HD21	1.82	0.44
2:M:498:GLN:HB3	2:M:500:ASN:OD1	2.18	0.44
2:M:561:GLY:HA3	2:M:842:ARG:O	2.17	0.44
2:M:816:LYS:HB2	2:M:819:VAL:CG2	2.46	0.44
2:M:817:PRO:C	2:M:819:VAL:H	2.20	0.44
3:N:102:ILE:HG13	9:N:2374:HOH:O	2.15	0.44
3:N:526:PRO:HB2	5:P:317:LEU:HD11	2.00	0.44
5:P:101:GLU:O	5:P:105:LYS:HG3	2.17	0.44
1:B:1:MET:HE1	9:B:9547:HOH:O	2.16	0.44
2:C:41:ASN:HA	2:C:45:GLN:OE1	2.17	0.44
2:C:597:ALA:HB2	2:C:655:LEU:CD2	2.45	0.44
2:C:1087:VAL:HG13	2:C:1091:GLU:OE2	2.17	0.44
3:D:643:GLY:CA	3:D:727:GLN:HB2	2.46	0.44
3:D:719:VAL:HG23	3:D:719:VAL:O	2.18	0.44
3:D:1155:VAL:CG1	3:D:1177:ALA:HB1	2.46	0.44
3:D:1374:GLN:HG2	9:D:9769:HOH:O	2.17	0.44
4:E:9:LEU:HD22	4:E:19:LEU:CD1	2.47	0.44
5:F:94:LEU:HD23	5:F:95:THR:N	2.33	0.44
5:F:226:LYS:HD2	5:F:242:TRP:CZ2	2.52	0.44
5:F:256:ARG:NE	5:F:260:ILE:HD12	2.33	0.44
5:F:370:LYS:HZ3	5:F:370:LYS:HB3	1.82	0.44
5:F:372:ARG:HD3	9:F:9526:HOH:O	2.17	0.44
1:L:124:ASN:ND2	1:L:127:LEU:HD22	2.32	0.44
2:M:113:VAL:HG12	2:M:115:LEU:HD23	1.98	0.44
2:M:309:TYR:HA	2:M:312:ALA:HB3	1.99	0.44
2:M:438:ILE:HD11	2:M:467:ILE:HD12	1.99	0.44
2:M:964:LYS:HE2	9:M:9902:HOH:O	2.17	0.44
2:M:1013:TYR:CE1	2:M:1020:PRO:HG3	2.52	0.44
2:M:1038:TRP:HD1	2:M:1041:GLU:OE1	2.00	0.44
2:M:1083:GLU:N	9:M:9532:HOH:O	2.47	0.44
3:N:175:VAL:HA	3:N:389:GLU:OE1	2.17	0.44
3:N:484:PRO:O	3:N:489:ARG:HD2	2.18	0.44
3:N:666:ILE:HG23	3:N:686:GLU:OE2	2.17	0.44
3:N:681:ARG:HH11	3:N:681:ARG:CB	2.30	0.44
3:N:824:ASN:HB3	9:N:9554:HOH:O	2.18	0.44
3:N:1063:GLU:HB3	9:N:2380:HOH:O	2.17	0.44
3:N:1156:LEU:HD13	3:N:1176:LYS:HD2	2.00	0.44
3:N:1217:ILE:H	3:N:1217:ILE:HG13	1.44	0.44
3:N:1353:GLN:HB3	3:N:1357:ARG:NE	2.32	0.44
3:N:1503:VAL:HG22	9:N:2327:HOH:O	2.18	0.44

Continued on next page...

Continued from previous page...

Atom-1	Atom-2	Interatomic distance (Å)	Clash overlap (Å)
5:P:128:ARG:HB2	5:P:128:ARG:CZ	2.48	0.44
5:P:413:SER:HA	5:P:416:ARG:HD3	1.98	0.44
1:A:106:PRO:HG3	1:A:133:GLU:O	2.18	0.44
1:B:158:ILE:HD13	1:B:158:ILE:HA	1.84	0.44
2:C:444:PRO:HD2	2:C:452:ILE:O	2.18	0.44
2:C:474:VAL:HG13	2:C:530:GLU:O	2.18	0.44
2:C:493:ARG:HD2	9:C:9650:HOH:O	2.17	0.44
2:C:565:GLN:HA	2:C:995:MET:HE3	2.00	0.44
2:C:890:LEU:HD23	2:C:890:LEU:C	2.37	0.44
2:C:1103:ASP:N	2:C:1107:ASN:O	2.51	0.44
3:D:50:PHE:HB3	3:D:522:PRO:HG2	1.99	0.44
3:D:470:LEU:HD11	3:D:509:PRO:HG3	2.00	0.44
3:D:629:SER:OG	3:D:630:VAL:N	2.50	0.44
3:D:867:ARG:HB3	3:D:867:ARG:HH11	1.83	0.44
3:D:1087:ARG:HB3	3:D:1234:THR:HG23	1.99	0.44
3:D:1236:LEU:HD12	3:D:1256:LEU:CD1	2.47	0.44
3:D:1310:ARG:HG3	3:D:1327:ARG:HB3	1.99	0.44
1:K:30:ARG:HD2	9:K:4362:HOH:O	2.17	0.44
1:K:88:ARG:HB3	9:K:3485:HOH:O	2.16	0.44
2:M:264:PRO:HB3	2:M:289:THR:CG2	2.46	0.44
2:M:704:HIS:O	2:M:705:ILE:HG23	2.17	0.44
2:M:925:TYR:CD1	2:M:925:TYR:C	2.91	0.44
2:M:1032:PHE:HA	9:M:2368:HOH:O	2.17	0.44
3:N:29:PRO:HG3	9:N:9768:HOH:O	2.17	0.44
3:N:126:VAL:HG12	3:N:132:TYR:HB2	1.99	0.44
3:N:506:GLY:C	3:N:507:ASN:HD22	2.21	0.44
3:N:525:ARG:HB2	3:N:538:SER:OG	2.18	0.44
3:N:546:ARG:NH1	3:N:550:ARG:NH2	2.65	0.44
3:N:641:GLN:HB3	3:N:717:GLN:O	2.18	0.44
3:N:645:PRO:HB3	3:N:723:GLY:O	2.17	0.44
3:N:679:ARG:NH2	3:N:681:ARG:HD2	2.33	0.44
3:N:951:ILE:HG23	3:N:1062:ARG:HH21	1.82	0.44
3:N:1209:LEU:HD21	4:O:16:LYS:NZ	2.33	0.44
1:B:48:ILE:HD13	1:B:210:ALA:HB1	2.00	0.44
1:B:109:VAL:HG22	9:B:9571:HOH:O	2.17	0.44
1:B:112:ARG:HB3	1:B:112:ARG:CZ	2.47	0.44
2:C:25:SER:OG	2:C:337:GLY:N	2.48	0.44
2:C:139:GLN:HE22	2:C:415:PRO:CD	2.31	0.44
2:C:139:GLN:HE22	2:C:415:PRO:HD3	1.82	0.44
2:C:333:ILE:O	2:C:465:GLY:HA3	2.17	0.44
2:C:630:ARG:HE	2:C:705:ILE:HG13	1.82	0.44

Continued on next page...

Continued from previous page...

Atom-1	Atom-2	Interatomic distance (Å)	Clash overlap (Å)
2:C:816:LYS:HB2	2:C:819:VAL:CG2	2.47	0.44
3:D:175:VAL:HG11	3:D:218:LYS:H	1.83	0.44
3:D:396:VAL:HG13	3:D:446:VAL:O	2.18	0.44
3:D:400:VAL:HA	3:D:442:ASN:O	2.18	0.44
3:D:1068:LEU:HD23	3:D:1068:LEU:O	2.18	0.44
3:D:1281:VAL:HG23	3:D:1317:ASP:O	2.18	0.44
3:D:1332:PRO:HB2	3:D:1421:LEU:HD22	2.00	0.44
3:D:1455:LYS:HD3	3:D:1455:LYS:C	2.37	0.44
1:K:198:ARG:HB2	1:K:200:TRP:CH2	2.53	0.44
1:L:151:VAL:HB	1:L:169:ALA:HB3	1.99	0.44
2:M:62:GLY:O	2:M:103:LYS:HG3	2.18	0.44
2:M:165:LEU:HA	2:M:165:LEU:HD12	1.88	0.44
2:M:269:LEU:O	2:M:269:LEU:HD23	2.18	0.44
2:M:464:LEU:HD12	2:M:464:LEU:HA	1.80	0.44
2:M:704:HIS:CG	2:M:831:ARG:HE	2.36	0.44
2:M:910:LYS:HB3	2:M:912:PRO:HD2	2.00	0.44
2:M:930:LYS:HA	9:M:9525:HOH:O	2.18	0.44
2:M:979:THR:HG23	2:M:981:GLU:HB2	1.99	0.44
2:M:1042:ALA:CB	3:N:710:ARG:HE	2.29	0.44
3:N:33:ASN:O	3:N:36:THR:O	2.36	0.44
3:N:456:MET:C	9:N:2390:HOH:O	2.56	0.44
3:N:661:MET:SD	3:N:673:ALA:HB1	2.57	0.44
3:N:767:HIS:NE2	4:O:6:ILE:HD13	2.33	0.44
3:N:832:ARG:HG2	9:N:9674:HOH:O	2.18	0.44
3:N:1109:GLU:HG2	3:N:1202:GLN:H	1.83	0.44
3:N:1192:LEU:HD22	3:N:1345:GLU:OE2	2.18	0.44
3:N:1438:ALA:N	3:N:1446:VAL:HG11	2.33	0.44
4:O:61:GLU:C	4:O:65:MET:HE2	2.38	0.44
2:C:71:TYR:H	2:C:71:TYR:HD2	1.65	0.43
2:C:110:GLU:HB2	2:C:368:THR:HG22	1.99	0.43
2:C:195:LEU:HD12	2:C:234:ALA:HB1	1.99	0.43
2:C:235:LEU:HA	9:C:2083:HOH:O	2.18	0.43
2:C:360:LEU:HD12	9:C:9600:HOH:O	2.18	0.43
2:C:712:ALA:HB1	9:C:2168:HOH:O	2.18	0.43
2:C:863:ASP:OD1	2:C:865:THR:HG22	2.18	0.43
3:D:16:GLU:HA	3:D:19:ARG:NH1	2.33	0.43
3:D:101:HIS:ND1	3:D:103:TRP:HB2	2.31	0.43
3:D:191:LEU:HB3	3:D:195:VAL:HG21	2.00	0.43
3:D:216:VAL:HG12	9:D:9947:HOH:O	2.17	0.43
3:D:525:ARG:N	3:D:526:PRO:HD3	2.33	0.43
3:D:569:ASN:HD21	5:F:210:LEU:HD22	1.82	0.43

Continued on next page...

Continued from previous page...

Atom-1	Atom-2	Interatomic distance (Å)	Clash overlap (Å)
3:D:650:LEU:HD22	3:D:688:TRP:CZ3	2.53	0.43
3:D:669:ASN:HB3	9:D:9547:HOH:O	2.17	0.43
3:D:1393:GLN:HB2	3:D:1398:TRP:HZ2	1.81	0.43
3:D:1406:ARG:C	3:D:1406:ARG:HD3	2.39	0.43
3:D:1496:GLU:O	3:D:1500:LYS:HG3	2.17	0.43
4:E:52:GLU:HB3	4:E:55:PHE:CZ	2.53	0.43
5:F:319:THR:HB	5:F:321:ILE:HD11	1.99	0.43
2:M:195:LEU:CD2	2:M:238:LEU:HG	2.48	0.43
2:M:241:LEU:HD23	9:M:9797:HOH:O	2.18	0.43
2:M:380:ALA:O	2:M:383:ARG:HG2	2.18	0.43
2:M:418:LEU:N	2:M:418:LEU:HD12	2.33	0.43
2:M:670:GLN:HG3	2:M:700:TYR:CE2	2.53	0.43
2:M:916:GLU:O	2:M:919:ALA:HB3	2.18	0.43
2:M:1090:LYS:HD2	3:N:90:MET:SD	2.58	0.43
3:N:637:LEU:HD12	3:N:641:GLN:OE1	2.16	0.43
3:N:994:GLN:HE21	3:N:994:GLN:HA	1.83	0.43
3:N:1047:LYS:HB3	3:N:1048:PRO:HD2	2.00	0.43
3:N:1109:GLU:CD	3:N:1202:GLN:H	2.21	0.43
3:N:1112:CYS:HB3	3:N:1201:CYS:SG	2.57	0.43
5:P:134:LYS:HG3	5:P:178:ARG:NH2	2.33	0.43
5:P:223:ALA:HB2	5:P:242:TRP:HB2	1.99	0.43
5:P:358:LEU:HD11	5:P:370:LYS:NZ	2.33	0.43
1:A:2:LEU:O	1:A:6:LEU:HB3	2.18	0.43
1:A:63:HIS:HE1	9:C:2299:HOH:O	2.00	0.43
1:B:143:ARG:NH1	1:B:158:ILE:HG23	2.33	0.43
2:C:68:PHE:HE1	2:C:96:ALA:HB1	1.82	0.43
2:C:111:ASP:HB3	2:C:112:GLU:OE2	2.18	0.43
2:C:232:GLU:HG3	2:C:235:LEU:CD1	2.48	0.43
2:C:443:THR:HG23	2:C:449:ILE:HG13	1.99	0.43
2:C:460:ARG:HD2	2:C:485:TYR:CD2	2.52	0.43
2:C:535:SER:HB2	2:C:537:LYS:HD3	2.00	0.43
2:C:557:ARG:NH1	2:C:879:ARG:HG2	2.33	0.43
2:C:572:ILE:CG2	2:C:703:ILE:HD13	2.49	0.43
2:C:674:VAL:HG12	2:C:990:GLY:O	2.18	0.43
2:C:689:VAL:HB	2:C:870:ILE:CG1	2.36	0.43
2:C:838:LYS:HG3	2:C:838:LYS:O	2.18	0.43
3:D:6:ARG:HH11	3:D:6:ARG:CB	2.24	0.43
3:D:513:ILE:HA	9:D:9738:HOH:O	2.18	0.43
3:D:705:ALA:CB	3:D:706:PRO:HD3	2.45	0.43
3:D:1023:MET:O	3:D:1028:ALA:HB3	2.18	0.43
3:D:1031:ASN:O	3:D:1034:GLN:HB2	2.17	0.43

Continued on next page...

Continued from previous page...

Atom-1	Atom-2	Interatomic distance (Å)	Clash overlap (Å)
3:D:1042:ARG:O	3:D:1057:VAL:HB	2.18	0.43
3:D:1219:GLU:HG2	3:D:1220:ALA:N	2.33	0.43
3:D:1267:ARG:HH22	3:D:1333:HIS:HD2	1.65	0.43
9:D:9603:HOH:O	5:F:337:HIS:HB3	2.18	0.43
4:E:54:LEU:HA	4:E:58:PRO:HG2	2.01	0.43
5:F:359:SER:C	5:F:361:LEU:H	2.21	0.43
1:K:209:GLU:O	1:K:213:GLN:HG3	2.19	0.43
2:M:728:HIS:CE1	2:M:775:ARG:HH12	2.36	0.43
3:N:115:LEU:HD12	3:N:499:VAL:HG22	1.99	0.43
3:N:661:MET:HE2	3:N:677:LEU:HD11	1.99	0.43
3:N:661:MET:HE1	3:N:677:LEU:HD11	2.01	0.43
3:N:1096:ARG:HG2	3:N:1096:ARG:HH11	1.82	0.43
4:O:82:GLU:O	4:O:85:LEU:HD22	2.18	0.43
5:P:85:LEU:HD22	5:P:193:ARG:CD	2.48	0.43
1:A:18:ARG:NH2	1:A:88:ARG:NH2	2.65	0.43
1:A:66:SER:O	1:A:75:VAL:HG23	2.19	0.43
2:C:190:LYS:HG3	9:C:9876:HOH:O	2.19	0.43
2:C:577:PRO:HG3	2:C:993:PHE:CE2	2.54	0.43
2:C:1044:GLY:HA3	4:E:17:TYR:CE1	2.53	0.43
3:D:553:ARG:CZ	9:F:9503:HOH:O	2.65	0.43
3:D:553:ARG:NE	9:D:9572:HOH:O	2.51	0.43
3:D:805:GLU:OE1	3:D:805:GLU:O	2.37	0.43
3:D:853:VAL:CG2	3:D:858:VAL:HG23	2.48	0.43
3:D:1154:GLU:HB2	9:D:9708:HOH:O	2.18	0.43
3:D:1413:THR:HG22	9:D:2035:HOH:O	2.18	0.43
4:E:61:GLU:OE2	4:E:62:THR:N	2.52	0.43
5:F:115:LYS:HG3	5:F:173:TYR:HE2	1.82	0.43
5:F:230:LYS:HD3	9:F:9882:HOH:O	2.17	0.43
5:F:241:TRP:HA	5:F:244:ARG:HH12	1.83	0.43
5:F:282:LEU:CD1	5:F:286:PRO:HG3	2.49	0.43
5:F:295:MET:HB3	5:F:299:TRP:CG	2.53	0.43
5:F:305:GLU:O	5:F:309:LYS:HG3	2.18	0.43
1:K:9:PRO:HD2	1:L:224:TYR:CZ	2.53	0.43
1:L:100:LEU:HB2	1:L:115:LEU:CD2	2.44	0.43
2:M:252:LYS:HZ2	2:M:296:GLY:HA3	1.83	0.43
2:M:287:GLY:O	2:M:288:ARG:C	2.56	0.43
2:M:461:VAL:HG13	2:M:465:GLY:HA2	1.99	0.43
2:M:625:LEU:HD22	2:M:639:GLN:HB3	2.00	0.43
2:M:674:VAL:O	2:M:989:VAL:HA	2.17	0.43
2:M:707:ARG:HH12	2:M:709:GLU:CB	2.21	0.43
2:M:1097:LEU:H	2:M:1097:LEU:HD22	1.83	0.43

Continued on next page...

Continued from previous page...

Atom-1	Atom-2	Interatomic distance (Å)	Clash overlap (Å)
3:N:153:LEU:HD11	3:N:158:TYR:CA	2.48	0.43
3:N:852:ALA:O	3:N:857:ILE:HG12	2.18	0.43
3:N:899:LEU:HD12	3:N:900:ILE:HG23	1.99	0.43
3:N:915:VAL:HG13	3:N:931:LEU:HD21	2.00	0.43
3:N:996:TRP:HE3	3:N:999:THR:HG21	1.83	0.43
5:P:211:ASP:OD1	5:P:211:ASP:N	2.51	0.43
1:A:18:ARG:HD3	1:A:123:MET:CE	2.48	0.43
2:C:580:MET:HB2	2:C:902:ILE:HG12	1.99	0.43
2:C:607:ASP:HB3	2:C:610:ARG:H	1.84	0.43
2:C:861:LEU:HD23	2:C:862:PRO:N	2.34	0.43
2:C:938:LYS:N	9:C:9976:HOH:O	2.51	0.43
3:D:130:SER:O	3:D:568:ARG:NH2	2.50	0.43
3:D:703:ASN:ND2	3:D:704:ARG:N	2.66	0.43
3:D:762:GLN:HE21	4:E:20:THR:HG21	1.83	0.43
3:D:838:ARG:HD3	3:D:874:GLU:HB3	2.00	0.43
3:D:890:VAL:HG21	3:D:922:LEU:CD1	2.49	0.43
3:D:1107:VAL:O	3:D:1218:GLY:N	2.49	0.43
3:D:1495:ILE:O	3:D:1498:ALA:HB3	2.18	0.43
1:K:101:LEU:HG	1:K:114:PHE:CA	2.43	0.43
1:K:156:HIS:CD2	1:K:157:GLY:N	2.86	0.43
1:K:197:LEU:H	1:K:197:LEU:CD2	2.30	0.43
2:M:36:PRO:HG2	2:M:70:GLU:CB	2.46	0.43
2:M:132:ALA:HB2	9:M:2414:HOH:O	2.18	0.43
2:M:175:GLU:HB3	2:M:183:SER:OG	2.18	0.43
2:M:389:SER:HB2	9:M:9823:HOH:O	2.17	0.43
2:M:603:VAL:H	2:M:647:GLN:H	1.66	0.43
2:M:957:LYS:HA	9:M:2387:HOH:O	2.18	0.43
2:M:1005:MET:HE3	3:N:645:PRO:HB2	2.01	0.43
2:M:1067:TYR:CE1	3:N:655:PRO:HB3	2.54	0.43
2:M:1100:GLN:HE21	2:M:1100:GLN:HB2	1.69	0.43
3:N:835:SER:N	9:N:9806:HOH:O	2.52	0.43
3:N:1135:ARG:HD3	3:N:1139:ASP:HB2	1.98	0.43
3:N:1403:LEU:HD23	3:N:1407:LEU:CD2	2.47	0.43
3:N:1449:GLU:HG2	9:N:9651:HOH:O	2.18	0.43
5:P:412:GLU:HA	9:P:3726:HOH:O	2.17	0.43
1:A:32:PHE:HD2	9:A:9505:HOH:O	2.01	0.43
1:A:42:ARG:CZ	9:A:9609:HOH:O	2.66	0.43
1:A:73:GLU:OE2	1:A:73:GLU:N	2.52	0.43
1:A:89:PHE:HB2	9:A:9536:HOH:O	2.17	0.43
1:A:109:VAL:O	1:A:129:ILE:HB	2.18	0.43
1:B:27:PRO:HG2	1:B:186:LEU:HD12	2.01	0.43

Continued on next page...

Continued from previous page...

Atom-1	Atom-2	Interatomic distance (Å)	Clash overlap (Å)
2:C:3:ILE:HA	2:C:900:ARG:O	2.19	0.43
2:C:174:LEU:CD2	2:C:184:MET:HG3	2.48	0.43
2:C:443:THR:OG1	2:C:444:PRO:HD2	2.18	0.43
2:C:598:GLU:HB2	2:C:615:TYR:CZ	2.53	0.43
2:C:752:GLY:H	2:C:792:VAL:HB	1.83	0.43
2:C:1036:GLU:HG3	3:D:707:THR:OG1	2.18	0.43
3:D:129:PHE:CD2	3:D:587:ARG:CZ	3.01	0.43
3:D:131:LYS:HG3	3:D:568:ARG:HG2	2.00	0.43
3:D:210:ARG:HG3	3:D:398:ALA:HB3	2.00	0.43
3:D:459:GLU:O	3:D:463:GLN:HG2	2.18	0.43
3:D:520:LEU:HD12	3:D:521:PRO:CD	2.38	0.43
3:D:537:THR:HG22	9:F:9527:HOH:O	2.17	0.43
3:D:566:ILE:HG12	5:F:217:ASN:ND2	2.33	0.43
3:D:569:ASN:ND2	5:F:210:LEU:HD22	2.33	0.43
3:D:591:VAL:HG11	9:D:2452:HOH:O	2.17	0.43
3:D:615:ARG:HH11	3:D:615:ARG:HG3	1.82	0.43
3:D:625:TYR:N	3:D:625:TYR:CD1	2.86	0.43
3:D:639:LEU:HD22	3:D:766:ALA:CB	2.48	0.43
2:M:189:ARG:HG2	2:M:189:ARG:HH11	1.83	0.43
2:M:385:PHE:O	2:M:389:SER:HB3	2.19	0.43
2:M:610:ARG:HH11	2:M:610:ARG:HG3	1.83	0.43
2:M:625:LEU:HD22	2:M:639:GLN:CB	2.48	0.43
2:M:802:ARG:HB3	2:M:802:ARG:HH11	1.84	0.43
2:M:913:GLU:O	2:M:916:GLU:HB3	2.19	0.43
2:M:1015:LEU:HD12	5:P:335:ASP:OD1	2.19	0.43
2:M:1075:ASP:HB2	4:O:31:LEU:HD12	2.00	0.43
3:N:1031:ASN:O	3:N:1035:ILE:HG12	2.18	0.43
3:N:1203:LYS:HB2	9:N:9807:HOH:O	2.18	0.43
5:P:245:GLN:HA	9:P:3671:HOH:O	2.17	0.43
1:B:23:PHE:O	1:B:196:THR:HA	2.19	0.43
1:B:84:GLU:HB3	1:B:127:LEU:HD21	2.00	0.43
2:C:10:ARG:NH1	2:C:11:GLU:H	2.16	0.43
2:C:27:ARG:HD2	9:C:9549:HOH:O	2.18	0.43
2:C:44:ILE:HA	2:C:344:PHE:CE1	2.54	0.43
2:C:525:SER:OG	2:C:528:GLU:HG3	2.18	0.43
2:C:679:PHE:O	3:D:943:THR:HG22	2.18	0.43
2:C:722:ILE:HD12	2:C:805:ARG:NH2	2.32	0.43
2:C:1036:GLU:O	2:C:1039:ALA:HB3	2.18	0.43
2:C:1115:LEU:CB	3:D:85:VAL:HG13	2.48	0.43
3:D:112:ILE:O	3:D:116:LEU:HB2	2.18	0.43
3:D:178:LEU:CG	3:D:200:ASP:H	2.28	0.43

Continued on next page...

Continued from previous page...

Atom-1	Atom-2	Interatomic distance (Å)	Clash overlap (Å)
3:D:187:LYS:HG2	9:D:9853:HOH:O	2.19	0.43
3:D:440:VAL:HG12	3:D:441:ARG:N	2.33	0.43
3:D:475:LYS:O	3:D:479:GLU:HG2	2.18	0.43
3:D:598:ARG:NH2	5:F:318:GLU:O	2.51	0.43
3:D:746:ALA:HB2	9:D:9498:HOH:O	2.19	0.43
3:D:908:LYS:HA	3:D:911:LEU:HD22	2.01	0.43
3:D:1114:THR:HG23	3:D:1114:THR:O	2.17	0.43
3:D:1264:GLU:HG2	3:D:1266:ARG:NH2	2.34	0.43
3:D:1364:HIS:CE1	3:D:1366:LYS:HG3	2.53	0.43
3:D:1394:VAL:HB	3:D:1397:LYS:CD	2.47	0.43
4:E:26:ARG:HA	4:E:29:GLN:OE1	2.18	0.43
5:F:187:LEU:HD21	9:F:9584:HOH:O	2.17	0.43
5:F:205:ARG:HD2	5:F:251:ILE:HG21	2.01	0.43
1:K:32:PHE:O	1:K:36:LEU:HG	2.19	0.43
1:K:66:SER:O	1:K:75:VAL:HG23	2.18	0.43
1:L:124:ASN:HD22	1:L:127:LEU:HD22	1.83	0.43
2:M:21:ILE:HD12	2:M:21:ILE:N	2.33	0.43
2:M:26:TYR:CD2	2:M:30:LEU:HD11	2.54	0.43
2:M:148:PHE:HB2	9:M:9837:HOH:O	2.19	0.43
2:M:150:PRO:CA	2:M:158:TYR:HB3	2.43	0.43
2:M:230:ARG:HB2	9:M:9523:HOH:O	2.19	0.43
2:M:243:ARG:HG2	9:M:9816:HOH:O	2.18	0.43
2:M:301:GLU:O	2:M:305:PRO:HG2	2.19	0.43
2:M:335:THR:CG2	2:M:461:VAL:HG11	2.49	0.43
2:M:433:THR:CG2	2:M:488:ALA:HB1	2.47	0.43
2:M:578:VAL:HG13	2:M:671:ASN:CG	2.39	0.43
2:M:697:ARG:HB2	9:M:9519:HOH:O	2.19	0.43
2:M:1008:ARG:HB2	2:M:1027:PHE:HB2	2.00	0.43
2:M:1086:ARG:NH1	2:M:1112:PHE:HA	2.33	0.43
3:N:96:ALA:CB	9:N:9830:HOH:O	2.66	0.43
3:N:469:ASP:OD1	3:N:471:GLU:HB2	2.19	0.43
3:N:992:ILE:O	3:N:995:LEU:HB3	2.19	0.43
3:N:1033:GLN:NE2	3:N:1036:ARG:HH11	2.10	0.43
3:N:1123:PHE:CD1	3:N:1134:LEU:HA	2.54	0.43
3:N:1294:VAL:O	3:N:1300:SER:HA	2.19	0.43
3:N:1312:LEU:HD21	9:N:2005:HOH:O	2.18	0.43
5:P:100:VAL:HG11	9:P:6003:HOH:O	2.17	0.43
5:P:358:LEU:HD11	5:P:367:MET:SD	2.58	0.43
5:P:363:GLU:HA	5:P:367:MET:HE2	2.00	0.43
1:A:90:LEU:HD21	9:A:9569:HOH:O	2.18	0.43
1:A:227:ASN:N	1:A:227:ASN:HD22	2.16	0.43

Continued on next page...

Continued from previous page...

Atom-1	Atom-2	Interatomic distance (Å)	Clash overlap (Å)
1:B:27:PRO:C	1:B:28:LEU:HD23	2.39	0.43
2:C:162:ILE:HD12	2:C:172:ILE:CB	2.49	0.43
2:C:551:GLU:HG3	2:C:552:HIS:CD2	2.54	0.43
2:C:602:GLU:HA	2:C:647:GLN:O	2.19	0.43
2:C:854:PRO:C	2:C:856:GLU:N	2.71	0.43
2:C:874:LEU:CD2	3:D:1023:MET:SD	3.06	0.43
2:C:877:PRO:HG2	3:D:1023:MET:CE	2.48	0.43
2:C:890:LEU:HD21	2:C:901:TYR:CD1	2.53	0.43
3:D:130:SER:HB2	9:D:9649:HOH:O	2.18	0.43
3:D:570:GLU:HB2	5:F:214:GLN:NE2	2.34	0.43
3:D:965:GLU:HA	3:D:965:GLU:OE1	2.18	0.43
3:D:1299:PHE:H	3:D:1299:PHE:HD2	1.66	0.43
3:D:1487:VAL:O	4:E:73:LEU:HA	2.18	0.43
5:F:194:LEU:HD22	5:F:194:LEU:N	2.33	0.43
5:F:209:PHE:HD1	9:F:9815:HOH:O	2.01	0.43
5:F:214:GLN:O	5:F:217:ASN:HB2	2.19	0.43
5:F:274:THR:O	5:F:278:LEU:HG	2.18	0.43
1:L:127:LEU:HD12	1:L:128:HIS:H	1.84	0.43
1:L:132:LEU:HG	1:L:136:GLY:HA3	1.99	0.43
2:M:185:LYS:HG2	2:M:190:LYS:HG2	2.01	0.43
2:M:189:ARG:HH22	2:M:243:ARG:CG	2.32	0.43
2:M:431:HIS:HB3	2:M:434:HIS:NE2	2.34	0.43
2:M:566:THR:HG22	2:M:566:THR:O	2.19	0.43
2:M:911:GLU:OE2	3:N:1062:ARG:NE	2.51	0.43
3:N:436:GLU:HB2	3:N:445:ARG:CB	2.48	0.43
3:N:481:MET:SD	3:N:493:ARG:HA	2.58	0.43
3:N:643:GLY:CA	3:N:727:GLN:HB2	2.42	0.43
3:N:693:GLU:HA	4:O:48:MET:CE	2.48	0.43
3:N:1144:LEU:HA	3:N:1147:ARG:HG3	2.01	0.43
5:P:258:ILE:HG13	9:P:3765:HOH:O	2.18	0.43
5:P:401:GLU:O	5:P:405:LEU:HD13	2.19	0.43
1:B:88:ARG:NH1	9:B:9562:HOH:O	2.51	0.43
2:C:100:LEU:HD22	2:C:372:LEU:HD22	2.01	0.43
2:C:199:VAL:HG13	2:C:235:LEU:CD2	2.48	0.43
2:C:552:HIS:CD2	2:C:886:LEU:HD12	2.52	0.43
2:C:660:ALA:O	2:C:667:ALA:O	2.37	0.43
2:C:1005:MET:O	2:C:1005:MET:HG3	2.18	0.43
3:D:2:LYS:HB3	3:D:3:LYS:NZ	2.33	0.43
3:D:33:ASN:O	3:D:36:THR:O	2.36	0.43
3:D:55:ASP:HB3	3:D:56:TYR:H	1.57	0.43
3:D:637:LEU:HD11	3:D:642:CYS:N	2.34	0.43

Continued on next page...

Continued from previous page...

Atom-1	Atom-2	Interatomic distance (Å)	Clash overlap (Å)
3:D:781:PRO:HB3	3:D:785:ILE:CG2	2.49	0.43
3:D:884:ARG:HA	9:D:9724:HOH:O	2.18	0.43
3:D:1377:LYS:HB3	3:D:1378:TYR:CE1	2.54	0.43
3:D:1472:ILE:HG22	3:D:1474:ALA:O	2.19	0.43
5:F:316:SER:HB2	5:F:319:THR:OG1	2.19	0.43
1:K:203:GLY:HA2	9:K:4352:HOH:O	2.19	0.43
1:K:220:GLU:HB2	9:K:5313:HOH:O	2.18	0.43
1:L:84:GLU:HB2	9:N:9942:HOH:O	2.18	0.43
1:L:145:ASP:O	1:L:171:PHE:HE1	2.02	0.43
2:M:218:VAL:HG22	2:M:221:LEU:CD2	2.48	0.43
2:M:663:ASN:HD22	2:M:663:ASN:HA	1.65	0.43
2:M:1018:GLN:HE21	2:M:1063:ARG:HH22	1.66	0.43
2:M:1103:ASP:N	2:M:1107:ASN:O	2.52	0.43
3:N:99:ALA:HA	3:N:575:GLN:HE22	1.83	0.43
3:N:422:ALA:O	3:N:427:VAL:HG21	2.18	0.43
3:N:644:LEU:N	9:N:9610:HOH:O	2.50	0.43
3:N:834:THR:HG22	3:N:838:ARG:HD2	2.01	0.43
3:N:890:VAL:HG11	3:N:922:LEU:HD13	1.99	0.43
3:N:1264:GLU:CD	3:N:1425:THR:HB	2.38	0.43
4:O:70:THR:CG2	4:O:72:ARG:HE	2.31	0.43
5:P:169:GLU:H	5:P:169:GLU:CD	2.22	0.43
5:P:393:THR:O	5:P:397:ILE:HG13	2.18	0.43
2:C:22:GLN:O	2:C:121:MET:HE1	2.19	0.43
2:C:432:ARG:HG2	2:C:432:ARG:H	1.65	0.43
2:C:689:VAL:O	2:C:869:VAL:HG23	2.19	0.43
2:C:854:PRO:O	2:C:856:GLU:N	2.52	0.43
3:D:535:PHE:O	5:F:315:VAL:HG22	2.18	0.43
3:D:639:LEU:N	3:D:729:HIS:CD2	2.86	0.43
3:D:641:GLN:HG2	9:D:9590:HOH:O	2.18	0.43
3:D:734:GLU:HA	9:D:9487:HOH:O	2.19	0.43
3:D:1047:LYS:HE3	3:D:1051:GLU:HB2	2.01	0.43
3:D:1066:THR:O	3:D:1070:TYR:HB2	2.19	0.43
3:D:1148:VAL:HG13	3:D:1163:GLY:O	2.19	0.43
3:D:1264:GLU:OE2	3:D:1424:VAL:HG12	2.19	0.43
3:D:1292:VAL:O	3:D:1303:TYR:HB2	2.19	0.43
4:E:29:GLN:CB	4:E:33:HIS:NE2	2.82	0.43
5:F:313:GLU:H	5:F:313:GLU:HG2	1.47	0.43
1:L:58:ILE:HD13	1:L:140:MET:HB3	2.01	0.43
2:M:65:VAL:HB	2:M:101:ILE:HB	2.00	0.43
2:M:85:GLU:HA	9:M:9565:HOH:O	2.18	0.43
2:M:926:PHE:O	2:M:930:LYS:HG3	2.18	0.43

Continued on next page...

Continued from previous page...

Atom-1	Atom-2	Interatomic distance (Å)	Clash overlap (Å)
2:M:1115:LEU:N	2:M:1115:LEU:CD1	2.82	0.43
3:N:45:PHE:N	9:N:9567:HOH:O	2.51	0.43
3:N:693:GLU:O	4:O:48:MET:HE1	2.19	0.43
3:N:749:VAL:HA	3:N:750:PRO:HD3	1.86	0.43
3:N:1033:GLN:NE2	3:N:1036:ARG:HD3	2.27	0.43
3:N:1125:PRO:HB2	3:N:1126:ASP:H	1.64	0.43
3:N:1264:GLU:OE2	3:N:1425:THR:HB	2.19	0.43
3:N:1334:GLN:HG3	9:N:2654:HOH:O	2.18	0.43
5:P:143:HIS:HB2	5:P:152:ASP:OD1	2.19	0.43
5:P:197:SER:O	5:P:200:LYS:HB3	2.18	0.43
5:P:287:THR:O	5:P:289:GLU:N	2.51	0.43
1:A:99:LEU:HB3	1:A:114:PHE:CD2	2.54	0.43
1:A:176:ARG:O	1:A:200:TRP:HE3	2.02	0.43
1:B:72:LYS:HD3	9:B:9705:HOH:O	2.18	0.43
2:C:172:ILE:HD12	2:C:172:ILE:N	2.33	0.43
2:C:289:THR:HB	9:C:9939:HOH:O	2.19	0.43
2:C:327:HIS:O	2:C:330:ASN:HB2	2.19	0.43
2:C:357:GLU:HB2	9:C:9624:HOH:O	2.19	0.43
2:C:1008:ARG:NH2	2:C:1021:LEU:O	2.50	0.43
2:C:1034:GLU:CA	2:C:1037:VAL:HG23	2.48	0.43
9:C:2220:HOH:O	3:D:758:GLU:HB3	2.18	0.43
3:D:473:LEU:HD11	3:D:495:ARG:HH12	1.82	0.43
3:D:563:PRO:HB3	9:D:9517:HOH:O	2.18	0.43
3:D:806:PHE:O	3:D:806:PHE:CD1	2.72	0.43
3:D:957:PRO:HG2	3:D:1007:VAL:HG12	2.01	0.43
3:D:1106:VAL:HG12	3:D:1107:VAL:N	2.34	0.43
3:D:1239:ARG:NH2	3:D:1254:GLN:HB2	2.34	0.43
3:D:1274:ILE:H	3:D:1274:ILE:HG13	1.54	0.43
3:D:1314:LYS:HZ3	3:D:1317:ASP:H	1.67	0.43
1:L:92:PRO:HB3	9:L:5570:HOH:O	2.19	0.43
2:M:227:PHE:O	2:M:230:ARG:HD3	2.19	0.43
2:M:651:LYS:HD2	9:M:2254:HOH:O	2.19	0.43
2:M:859:PRO:O	2:M:867:VAL:HG22	2.19	0.43
2:M:1004:LYS:O	2:M:1006:HIS:ND1	2.52	0.43
2:M:1021:LEU:CD2	5:P:332:PHE:HA	2.45	0.43
2:M:1109:VAL:HG21	3:N:3:LYS:O	2.19	0.43
3:N:452:ILE:HG23	3:N:452:ILE:O	2.19	0.43
3:N:500:ARG:HH11	3:N:500:ARG:HG3	1.84	0.43
3:N:957:PRO:CG	3:N:1007:VAL:HG12	2.49	0.43
1:B:41:ARG:HG3	1:B:42:ARG:N	2.34	0.42
2:C:36:PRO:CB	2:C:70:GLU:HG2	2.48	0.42

Continued on next page...

Continued from previous page...

Atom-1	Atom-2	Interatomic distance (Å)	Clash overlap (Å)
2:C:308:ARG:HG2	2:C:308:ARG:HH11	1.84	0.42
2:C:441:VAL:O	2:C:559:LEU:HD12	2.18	0.42
2:C:674:VAL:O	2:C:989:VAL:HA	2.19	0.42
2:C:925:TYR:CD1	2:C:925:TYR:C	2.92	0.42
2:C:979:THR:HG23	2:C:981:GLU:HB2	2.00	0.42
2:C:1049:LEU:HG	2:C:1053:LEU:CD1	2.49	0.42
2:C:1067:TYR:CZ	2:C:1071:ILE:HD11	2.54	0.42
2:C:1105:LYS:O	2:C:1107:ASN:N	2.52	0.42
9:C:9491:HOH:O	3:D:613:ARG:HG3	2.18	0.42
3:D:474:GLU:CG	3:D:500:ARG:HE	2.32	0.42
3:D:647:ARG:O	3:D:647:ARG:HD3	2.19	0.42
3:D:952:ASP:HA	3:D:1062:ARG:HH21	1.83	0.42
3:D:984:THR:CG2	3:D:987:GLU:H	2.31	0.42
5:F:234:LYS:HD2	5:F:236:SER:HB3	2.00	0.42
5:F:373:LYS:HG2	9:F:9532:HOH:O	2.19	0.42
5:F:392:VAL:HA	9:F:9723:HOH:O	2.18	0.42
1:L:143:ARG:NH1	1:L:158:ILE:HG23	2.33	0.42
2:M:250:ARG:HG2	9:M:2207:HOH:O	2.19	0.42
2:M:331:ARG:CZ	2:M:427:VAL:HG13	2.49	0.42
3:N:754:PHE:CG	4:O:24:ALA:HB1	2.54	0.42
3:N:783:ARG:HE	3:N:1029:ARG:HD3	1.84	0.42
3:N:989:TYR:HA	9:N:9914:HOH:O	2.19	0.42
3:N:1282:ARG:NH1	9:N:2080:HOH:O	2.51	0.42
3:N:1379:VAL:HG12	3:N:1419:PRO:HA	2.01	0.42
3:N:1471:LEU:HD12	3:N:1472:ILE:N	2.31	0.42
3:N:1493:LYS:HA	3:N:1496:GLU:HG2	1.99	0.42
5:P:102:LEU:HD23	5:P:183:ALA:HA	2.01	0.42
1:A:18:ARG:HD3	1:A:123:MET:HE3	2.00	0.42
1:A:143:ARG:HG3	1:A:144:VAL:N	2.32	0.42
1:B:36:LEU:C	1:B:39:PRO:HD2	2.37	0.42
2:C:69:LEU:HB2	2:C:97:ARG:HB2	2.01	0.42
2:C:91:GLN:HG2	2:C:119:PRO:HG3	2.01	0.42
2:C:378:LEU:HD11	2:C:382:ILE:HD11	2.01	0.42
2:C:676:ILE:HG22	2:C:988:VAL:O	2.19	0.42
2:C:708:TYR:HE2	2:C:793:PRO:CD	2.30	0.42
2:C:715:THR:CG2	2:C:717:LEU:HG	2.49	0.42
2:C:1010:THR:HG21	5:F:341:PRO:CG	2.49	0.42
3:D:10:ILE:CD1	3:D:1447:LEU:HG	2.49	0.42
3:D:426:LYS:HB2	9:D:2623:HOH:O	2.20	0.42
3:D:462:GLN:NE2	3:D:513:ILE:HB	2.34	0.42
3:D:498:VAL:HG12	9:D:9841:HOH:O	2.18	0.42

Continued on next page...

Continued from previous page...

Atom-1	Atom-2	Interatomic distance (Å)	Clash overlap (Å)
3:D:591:VAL:CG1	3:D:597:ASP:HA	2.49	0.42
3:D:996:TRP:CG	3:D:1056:PRO:HG2	2.54	0.42
3:D:1403:LEU:HD23	3:D:1407:LEU:HD22	2.00	0.42
5:F:340:SER:O	5:F:342:VAL:N	2.52	0.42
5:F:367:MET:HA	5:F:370:LYS:HZ2	1.83	0.42
5:F:401:GLU:O	5:F:405:LEU:HD13	2.18	0.42
1:K:11:PHE:HD2	1:L:228:PRO:HA	1.84	0.42
1:K:58:ILE:HG21	1:K:68:ILE:CD1	2.48	0.42
2:M:166:PRO:HB2	9:M:9802:HOH:O	2.19	0.42
2:M:380:ALA:HB2	9:M:2136:HOH:O	2.19	0.42
2:M:751:PRO:HA	2:M:792:VAL:CG1	2.49	0.42
2:M:984:GLU:OE1	3:N:945:SER:HA	2.19	0.42
2:M:1015:LEU:HA	5:P:335:ASP:HB2	2.01	0.42
2:M:1043:TYR:HA	3:N:710:ARG:NH2	2.34	0.42
2:M:1090:LYS:HG2	2:M:1112:PHE:HZ	1.83	0.42
3:N:42:ASP:O	3:N:49:ILE:HD12	2.18	0.42
3:N:777:PRO:HD2	3:N:912:LYS:HG2	2.01	0.42
3:N:793:THR:O	3:N:879:ARG:NH1	2.52	0.42
3:N:799:LYS:HE2	3:N:824:ASN:O	2.19	0.42
3:N:1144:LEU:HD13	3:N:1174:LEU:HD12	2.01	0.42
3:N:1319:VAL:O	3:N:1319:VAL:HG23	2.19	0.42
3:N:1478:SER:OG	3:N:1480:PHE:HB3	2.19	0.42
5:P:161:GLN:NE2	9:P:3901:HOH:O	2.52	0.42
5:P:169:GLU:HA	5:P:172:ARG:NH2	2.34	0.42
5:P:240:THR:O	5:P:244:ARG:HG3	2.20	0.42
1:B:107:LYS:HB2	9:B:9631:HOH:O	2.19	0.42
1:B:124:ASN:OD1	1:B:127:LEU:HB2	2.19	0.42
1:B:150:TYR:HD1	1:B:169:ALA:O	2.02	0.42
2:C:72:ARG:HG3	2:C:72:ARG:NH1	2.32	0.42
2:C:474:VAL:HG23	2:C:478:VAL:O	2.18	0.42
2:C:663:ASN:HD22	2:C:663:ASN:HA	1.60	0.42
2:C:697:ARG:O	2:C:699:PHE:N	2.53	0.42
2:C:1090:LYS:NZ	3:D:90:MET:HG3	2.34	0.42
3:D:119:SER:HB2	3:D:123:LEU:CB	2.48	0.42
3:D:167:GLU:HB2	9:D:9804:HOH:O	2.19	0.42
3:D:513:ILE:HG13	9:D:2007:HOH:O	2.18	0.42
3:D:613:ARG:HA	3:D:613:ARG:HD2	1.90	0.42
3:D:955:VAL:O	3:D:1039:CYS:HB3	2.20	0.42
4:E:46:PRO:CB	4:E:63:TRP:NE1	2.83	0.42
5:F:135:ILE:O	5:F:135:ILE:HD13	2.19	0.42
5:F:348:SER:OG	5:F:349:LEU:N	2.53	0.42

Continued on next page...

Continued from previous page...

Atom-1	Atom-2	Interatomic distance (Å)	Clash overlap (Å)
5:F:370:LYS:NZ	5:F:370:LYS:HB3	2.34	0.42
5:F:401:GLU:HG3	5:F:405:LEU:HD22	2.01	0.42
1:K:173:PRO:HB3	1:K:204:SER:HB3	2.01	0.42
1:L:101:LEU:HD12	1:L:114:PHE:CD1	2.55	0.42
1:L:206:THR:CG2	1:L:209:GLU:H	2.26	0.42
2:M:352:ALA:O	2:M:355:VAL:HG12	2.19	0.42
2:M:437:ARG:HG2	2:M:467:ILE:HG22	2.02	0.42
2:M:690:ILE:CG2	2:M:852:ILE:HG12	2.49	0.42
2:M:802:ARG:HB3	2:M:802:ARG:NH1	2.34	0.42
2:M:897:LEU:CD2	2:M:921:ALA:HB2	2.50	0.42
3:N:127:LEU:HB3	3:N:132:TYR:O	2.18	0.42
3:N:520:LEU:CD1	3:N:521:PRO:HD2	2.49	0.42
3:N:520:LEU:O	3:N:525:ARG:NH1	2.52	0.42
3:N:734:GLU:OE1	3:N:782:SER:HB2	2.18	0.42
3:N:951:ILE:HG23	3:N:1062:ARG:NH2	2.35	0.42
3:N:1106:VAL:HB	3:N:1108:ARG:HH21	1.84	0.42
3:N:1476:THR:C	3:N:1478:SER:H	2.23	0.42
4:O:44:GLU:HG3	9:O:5061:HOH:O	2.20	0.42
4:O:59:ASN:ND2	9:O:5180:HOH:O	2.52	0.42
4:O:79:LEU:HD12	4:O:79:LEU:HA	1.93	0.42
5:P:409:LYS:HG3	5:P:410:TYR:N	2.35	0.42
1:A:9:PRO:HB3	1:A:25:LEU:CD2	2.49	0.42
1:A:26:GLU:HG2	1:A:27:PRO:HG3	2.00	0.42
1:B:86:VAL:HG13	1:B:86:VAL:O	2.17	0.42
1:B:207:PRO:HB2	9:B:9532:HOH:O	2.18	0.42
1:B:213:GLN:HE21	1:B:213:GLN:HB2	1.58	0.42
2:C:11:GLU:HG2	2:C:537:LYS:NZ	2.34	0.42
2:C:31:GLN:HB3	2:C:71:TYR:OH	2.19	0.42
2:C:69:LEU:HD12	2:C:97:ARG:HB2	2.01	0.42
2:C:253:ALA:O	2:C:256:TYR:HB2	2.19	0.42
2:C:270:GLY:O	2:C:271:GLU:HG2	2.18	0.42
2:C:352:ALA:C	2:C:355:VAL:HG12	2.39	0.42
2:C:578:VAL:HG13	2:C:671:ASN:OD1	2.19	0.42
2:C:852:ILE:HD12	2:C:852:ILE:N	2.34	0.42
3:D:581:LEU:CD1	3:D:603:LEU:HD12	2.50	0.42
3:D:704:ARG:CD	3:D:705:ALA:H	2.32	0.42
3:D:757:ALA:CB	4:E:24:ALA:HB2	2.50	0.42
3:D:765:SER:OG	3:D:766:ALA:N	2.52	0.42
3:D:844:ALA:HB3	3:D:848:GLU:OE2	2.18	0.42
3:D:914:LEU:HD22	3:D:930:LEU:HD21	2.00	0.42
3:D:1205:TYR:HE1	3:D:1221:VAL:HG13	1.84	0.42

Continued on next page...

Continued from previous page...

Atom-1	Atom-2	Interatomic distance (Å)	Clash overlap (Å)
3:D:1467:ILE:HG22	9:D:9522:HOH:O	2.19	0.42
4:E:14:ASP:HB2	9:E:9493:HOH:O	2.18	0.42
5:F:87:GLU:HB3	9:F:9506:HOH:O	2.20	0.42
2:M:35:PRO:HD2	2:M:38:LYS:CG	2.49	0.42
2:M:80:GLN:O	2:M:83:CYS:HB2	2.19	0.42
2:M:246:ASP:HB2	9:M:9955:HOH:O	2.19	0.42
2:M:352:ALA:HA	2:M:355:VAL:CG1	2.49	0.42
2:M:361:MET:HG2	9:M:2349:HOH:O	2.18	0.42
2:M:706:GLU:HB3	2:M:708:TYR:CE1	2.54	0.42
2:M:808:ARG:HA	9:M:9526:HOH:O	2.19	0.42
2:M:1000:MET:HG3	7:M:8002:RPT:H472	2.00	0.42
2:M:1115:LEU:H	2:M:1115:LEU:CD1	2.31	0.42
3:N:9:ARG:HG3	3:N:1456:LYS:HG2	2.01	0.42
3:N:82:LYS:C	3:N:83:SER:HG	2.22	0.42
3:N:93:ILE:HD13	3:N:548:ILE:HD11	2.01	0.42
3:N:95:LEU:HD11	3:N:517:VAL:CG2	2.50	0.42
3:N:563:PRO:HG2	3:N:566:ILE:HB	2.01	0.42
3:N:765:SER:C	3:N:767:HIS:H	2.22	0.42
3:N:892:ASP:HB3	3:N:895:VAL:CG2	2.49	0.42
3:N:1111:ASP:HB2	3:N:1203:LYS:HG3	2.02	0.42
3:N:1133:ARG:HB2	9:N:9762:HOH:O	2.18	0.42
3:N:1402:ALA:HB1	9:N:2424:HOH:O	2.18	0.42
9:N:9815:HOH:O	5:P:140:ARG:HB2	2.19	0.42
5:P:122:LEU:HD12	9:P:4063:HOH:O	2.18	0.42
5:P:361:LEU:HD23	5:P:362:SER:N	2.35	0.42
1:B:49:PRO:HB3	1:B:148:VAL:HG13	2.01	0.42
1:B:103:ALA:HB1	1:B:107:LYS:CE	2.49	0.42
2:C:77:PRO:HD2	2:C:91:GLN:O	2.20	0.42
2:C:276:LYS:HG2	9:C:2408:HOH:O	2.19	0.42
2:C:431:HIS:CD2	2:C:433:THR:HG1	2.38	0.42
2:C:577:PRO:HB2	2:C:580:MET:HG3	2.01	0.42
2:C:636:ALA:C	2:C:637:LEU:HD23	2.40	0.42
2:C:710:ILE:HD12	2:C:790:LEU:HB2	2.01	0.42
2:C:744:ARG:HA	9:C:9908:HOH:O	2.19	0.42
2:C:774:LEU:HD21	9:C:9684:HOH:O	2.18	0.42
2:C:876:VAL:HG11	2:C:885:ILE:HD11	2.02	0.42
2:C:956:GLY:HA2	9:C:9712:HOH:O	2.19	0.42
2:C:1008:ARG:NH2	2:C:1021:LEU:C	2.73	0.42
2:C:1067:TYR:CE1	2:C:1071:ILE:HD11	2.55	0.42
2:C:1090:LYS:HZ1	3:D:90:MET:HG3	1.85	0.42
3:D:102:ILE:HG13	9:D:9521:HOH:O	2.19	0.42

Continued on next page...

Continued from previous page...

Atom-1	Atom-2	Interatomic distance (Å)	Clash overlap (Å)
3:D:500:ARG:HG3	9:D:9797:HOH:O	2.20	0.42
3:D:704:ARG:NH1	3:D:737:ASN:O	2.53	0.42
3:D:1041:LEU:HD12	3:D:1058:ARG:C	2.40	0.42
3:D:1087:ARG:CG	3:D:1234:THR:HA	2.19	0.42
3:D:1183:ILE:O	3:D:1183:ILE:HD12	2.20	0.42
3:D:1274:ILE:HA	9:D:9544:HOH:O	2.17	0.42
3:D:1412:LYS:HG3	9:D:9570:HOH:O	2.18	0.42
3:D:1434:TRP:CZ3	3:D:1455:LYS:HB3	2.54	0.42
1:K:229:GLN:HE21	1:K:229:GLN:HB2	1.68	0.42
1:L:68:ILE:HG23	9:L:6170:HOH:O	2.18	0.42
1:L:119:ASP:HB3	9:L:4208:HOH:O	2.17	0.42
1:L:142:VAL:HG23	1:L:142:VAL:O	2.20	0.42
2:M:50:GLU:HA	2:M:266:ARG:CZ	2.50	0.42
2:M:444:PRO:HB3	7:M:8002:RPT:H302	2.01	0.42
2:M:798:GLY:HA2	9:M:2295:HOH:O	2.18	0.42
3:N:106:LYS:HB3	3:N:586:ARG:NH1	2.34	0.42
3:N:209:ARG:NH2	3:N:397:LYS:HG3	2.34	0.42
3:N:508:ARG:HG3	9:N:2034:HOH:O	2.18	0.42
3:N:679:ARG:HB3	9:N:9725:HOH:O	2.19	0.42
3:N:838:ARG:HD3	3:N:874:GLU:HB3	2.00	0.42
3:N:1047:LYS:HG2	3:N:1053:PHE:CE1	2.55	0.42
3:N:1122:LEU:O	3:N:1135:ARG:N	2.45	0.42
3:N:1231:GLU:HB3	3:N:1232:PRO:HD3	2.00	0.42
4:O:31:LEU:HD23	4:O:35:PHE:CD1	2.54	0.42
5:P:88:ILE:HG21	5:P:193:ARG:CZ	2.50	0.42
5:P:131:VAL:HG13	5:P:178:ARG:HG2	2.02	0.42
5:P:411:HIS:HA	5:P:414:ARG:HG3	2.01	0.42
1:A:9:PRO:HG2	1:B:224:TYR:CD2	2.55	0.42
1:A:32:PHE:HB2	9:A:9526:HOH:O	2.19	0.42
1:B:123:MET:HG2	9:B:9635:HOH:O	2.20	0.42
1:B:140:MET:HG3	9:B:9666:HOH:O	2.19	0.42
2:C:172:ILE:HA	2:C:185:LYS:O	2.18	0.42
2:C:254:VAL:HG13	2:C:258:TYR:HE1	1.84	0.42
2:C:614:ARG:HG3	2:C:620:LEU:HB3	2.02	0.42
2:C:658:GLY:N	2:C:661:SER:OG	2.52	0.42
2:C:964:LYS:HB2	9:C:2350:HOH:O	2.19	0.42
3:D:501:ALA:HB1	3:D:1453:ALA:CB	2.49	0.42
3:D:715:ALA:HB3	3:D:764:LEU:CA	2.47	0.42
3:D:1040:GLY:O	3:D:1060:SER:HB3	2.20	0.42
3:D:1074:SER:O	3:D:1077:ALA:HB3	2.20	0.42
3:D:1109:GLU:HG2	3:D:1202:GLN:H	1.85	0.42

Continued on next page...

Continued from previous page...

Atom-1	Atom-2	Interatomic distance (Å)	Clash overlap (Å)
3:D:1344:VAL:HG11	3:D:1421:LEU:HD13	2.01	0.42
1:K:18:ARG:HG2	9:K:4001:HOH:O	2.19	0.42
2:M:86:LYS:CE	2:M:813:VAL:HG12	2.49	0.42
2:M:90:TYR:CE2	2:M:120:LEU:HB2	2.55	0.42
2:M:393:GLN:HB2	7:M:8002:RPT:O9	2.20	0.42
2:M:405:ARG:HD2	2:M:442:GLU:OE1	2.19	0.42
2:M:546:LEU:HD23	2:M:842:ARG:HH11	1.85	0.42
2:M:689:VAL:O	2:M:869:VAL:HG23	2.20	0.42
2:M:729:LEU:HB3	9:M:2237:HOH:O	2.20	0.42
2:M:928:LYS:HD2	9:M:2219:HOH:O	2.18	0.42
2:M:1078:GLU:HA	2:M:1079:PRO:HD3	1.93	0.42
3:N:645:PRO:HA	3:N:721:VAL:O	2.19	0.42
3:N:739:ASP:O	3:N:743:ASP:OD2	2.37	0.42
3:N:964:LEU:HD22	3:N:1058:ARG:HH12	1.81	0.42
3:N:1283:ILE:N	3:N:1315:ASP:OD1	2.52	0.42
3:N:1341:PRO:HA	3:N:1344:VAL:HG23	2.01	0.42
3:N:1394:VAL:HG21	3:N:1397:LYS:HE3	2.02	0.42
5:P:136:LEU:HD12	5:P:137:GLY:N	2.35	0.42
5:P:352:GLU:O	5:P:356:LYS:HG3	2.19	0.42
2:C:94:LEU:HD21	9:C:9517:HOH:O	2.19	0.42
2:C:137:VAL:O	2:C:391:LEU:HD21	2.20	0.42
2:C:559:LEU:HD23	2:C:560:MET:N	2.35	0.42
2:C:798:GLY:HA3	2:C:828:ALA:O	2.20	0.42
2:C:833:LEU:HD11	2:C:849:VAL:HG21	2.02	0.42
2:C:841:ASN:C	2:C:841:ASN:HD22	2.23	0.42
2:C:886:LEU:HD23	2:C:886:LEU:HA	1.92	0.42
3:D:93:ILE:HD12	3:D:519:VAL:HG22	2.02	0.42
3:D:169:TYR:N	3:D:170:PRO:HD2	2.35	0.42
3:D:584:ASN:HD21	3:D:589:ALA:CA	2.30	0.42
3:D:1034:GLN:O	3:D:1037:GLN:HG3	2.19	0.42
3:D:1041:LEU:O	3:D:1041:LEU:HD23	2.19	0.42
3:D:1065:LEU:HD12	3:D:1066:THR:N	2.34	0.42
3:D:1109:GLU:CG	3:D:1202:GLN:H	2.33	0.42
3:D:1129:THR:C	3:D:1130:ARG:HD2	2.40	0.42
3:D:1463:LYS:HD3	3:D:1463:LYS:HA	1.85	0.42
1:L:95:GLN:NE2	1:L:95:GLN:H	2.18	0.42
1:L:116:PRO:HD3	9:L:6307:HOH:O	2.19	0.42
2:M:93:PRO:HG3	2:M:117:HIS:HE1	1.83	0.42
2:M:141:HIS:HB2	9:M:9692:HOH:O	2.19	0.42
2:M:391:LEU:HD23	2:M:391:LEU:C	2.40	0.42
2:M:455:LEU:HD12	2:M:459:ALA:HB3	2.00	0.42

Continued on next page...

Continued from previous page...

Atom-1	Atom-2	Interatomic distance (Å)	Clash overlap (Å)
2:M:654:LEU:HD11	2:M:657:ASP:HA	2.00	0.42
2:M:815:LEU:HD21	2:M:820:ARG:O	2.19	0.42
2:M:838:LYS:CD	2:M:846:LYS:HZ3	2.33	0.42
3:N:135:LEU:HD11	3:N:139:GLY:HA3	2.02	0.42
3:N:154:THR:HG23	3:N:157:GLU:H	1.83	0.42
3:N:187:LYS:HA	3:N:187:LYS:HD3	1.87	0.42
3:N:411:THR:HG23	3:N:429:SER:CB	2.49	0.42
3:N:957:PRO:CD	3:N:1007:VAL:HG12	2.49	0.42
3:N:1037:GLN:OE1	3:N:1042:ARG:HB3	2.20	0.42
3:N:1148:VAL:HG21	3:N:1203:LYS:HA	2.02	0.42
3:N:1283:ILE:HG23	3:N:1290:LEU:HD21	2.00	0.42
3:N:1315:ASP:HB2	9:N:9493:HOH:O	2.20	0.42
4:O:43:GLU:CD	4:O:43:GLU:H	2.23	0.42
1:A:7:LYS:HB2	9:A:9499:HOH:O	2.18	0.42
1:B:84:GLU:HG2	1:B:127:LEU:CD1	2.49	0.42
2:C:101:ILE:HG22	2:C:102:HIS:H	1.85	0.42
2:C:135:VAL:O	2:C:392:SER:HA	2.19	0.42
2:C:343:GLN:HA	9:C:2037:HOH:O	2.19	0.42
2:C:420:ARG:HG2	2:C:421:GLU:N	2.34	0.42
2:C:755:LEU:CD2	2:C:825:VAL:HG11	2.47	0.42
2:C:881:ASN:H	2:C:881:ASN:ND2	2.15	0.42
2:C:1102:LEU:HD23	2:C:1106:ASP:CA	2.50	0.42
3:D:23:TYR:OH	3:D:89:ARG:NE	2.53	0.42
3:D:209:ARG:CZ	3:D:397:LYS:HG3	2.49	0.42
3:D:415:VAL:N	9:D:2009:HOH:O	2.51	0.42
3:D:491:LYS:HB2	9:D:9973:HOH:O	2.19	0.42
3:D:1047:LYS:HA	3:D:1053:PHE:CZ	2.55	0.42
3:D:1292:VAL:N	3:D:1305:LEU:HD21	2.35	0.42
4:E:87:LYS:HD2	9:E:9516:HOH:O	2.20	0.42
5:F:131:VAL:CG1	5:F:181:GLU:HG3	2.48	0.42
1:L:18:ARG:O	1:L:207:PRO:HD3	2.19	0.42
1:L:85:LEU:HD12	1:L:86:VAL:N	2.35	0.42
1:L:103:ALA:O	1:L:138:LEU:HD23	2.19	0.42
2:M:290:LEU:HD22	2:M:302:VAL:HG11	2.00	0.42
2:M:316:GLY:O	2:M:318:PRO:HD3	2.19	0.42
2:M:380:ALA:HA	2:M:383:ARG:CD	2.50	0.42
2:M:405:ARG:HH21	2:M:409:ARG:NH2	2.18	0.42
2:M:443:THR:HG23	2:M:449:ILE:HG13	2.02	0.42
2:M:496:ILE:H	2:M:496:ILE:HD12	1.85	0.42
2:M:537:LYS:HE3	2:M:905:ILE:HD11	2.02	0.42
2:M:660:ALA:O	2:M:667:ALA:O	2.38	0.42

Continued on next page...

Continued from previous page...

Atom-1	Atom-2	Interatomic distance (Å)	Clash overlap (Å)
2:M:721:ARG:HH11	2:M:721:ARG:HG3	1.85	0.42
2:M:727:PRO:HB3	9:M:2452:HOH:O	2.19	0.42
2:M:815:LEU:HD11	2:M:819:VAL:HG12	2.02	0.42
2:M:1008:ARG:NH1	2:M:1011:GLY:CA	2.82	0.42
2:M:1032:PHE:HD1	9:M:2368:HOH:O	2.03	0.42
3:N:115:LEU:CD1	3:N:498:VAL:HG23	2.50	0.42
3:N:799:LYS:N	3:N:826:PRO:HG2	2.34	0.42
3:N:1459:LEU:HD22	3:N:1465:ASN:HA	2.01	0.42
5:P:276:ARG:HB2	9:P:4488:HOH:O	2.19	0.42
5:P:356:LYS:HZ1	5:P:417:LYS:HE2	1.85	0.42
1:B:28:LEU:HB2	1:B:193:ASP:HB2	2.01	0.42
2:C:14:PRO:HA	9:C:2347:HOH:O	2.20	0.42
2:C:75:GLU:O	2:C:93:PRO:HG2	2.19	0.42
2:C:150:PRO:CA	2:C:158:TYR:HB3	2.34	0.42
2:C:287:GLY:O	2:C:288:ARG:C	2.58	0.42
2:C:384:GLU:HA	2:C:388:ARG:HH21	1.85	0.42
2:C:406:HIS:ND1	2:C:406:HIS:O	2.52	0.42
2:C:599:GLU:HG2	2:C:600:ASP:H	1.84	0.42
3:D:203:ALA:HB2	9:D:9843:HOH:O	2.20	0.42
3:D:491:LYS:HG3	9:D:9655:HOH:O	2.19	0.42
3:D:1011:PHE:HZ	3:D:1039:CYS:SG	2.42	0.42
3:D:1031:ASN:OD1	3:D:1033:GLN:N	2.53	0.42
5:F:220:LEU:HB2	5:F:243:ILE:HD11	2.01	0.42
5:F:326:ASP:HB2	9:F:9660:HOH:O	2.20	0.42
1:K:32:PHE:HB2	9:K:4346:HOH:O	2.20	0.42
1:K:44:LEU:CD2	1:K:199:ILE:HG12	2.49	0.42
1:K:53:VAL:HG21	1:K:82:LEU:HB3	2.01	0.42
2:M:103:LYS:HG2	9:M:9553:HOH:O	2.19	0.42
2:M:199:VAL:HG13	2:M:235:LEU:CG	2.44	0.42
2:M:305:PRO:HA	2:M:308:ARG:HB2	2.01	0.42
2:M:495:THR:HG21	2:M:524:VAL:HG21	2.01	0.42
2:M:571:LEU:HD12	2:M:701:THR:N	2.34	0.42
2:M:1059:ASP:OD2	2:M:1079:PRO:HA	2.20	0.42
3:N:6:ARG:HG2	9:N:9676:HOH:O	2.19	0.42
3:N:120:ALA:HB1	9:N:2018:HOH:O	2.20	0.42
3:N:477:LEU:HD21	3:N:495:ARG:HD3	2.00	0.42
3:N:546:ARG:NH2	3:N:550:ARG:HH22	2.17	0.42
3:N:654:LYS:CB	3:N:655:PRO:HD3	2.48	0.42
3:N:782:SER:N	3:N:785:ILE:HD13	2.34	0.42
3:N:828:LYS:N	3:N:828:LYS:HD3	2.34	0.42
3:N:1074:SER:O	3:N:1077:ALA:HB3	2.19	0.42

Continued on next page...

Continued from previous page...

Atom-1	Atom-2	Interatomic distance (Å)	Clash overlap (Å)
3:N:1317:ASP:OD2	3:N:1317:ASP:N	2.49	0.42
5:P:113:ILE:HG23	5:P:127:ILE:HG22	2.01	0.42
5:P:175:HIS:O	5:P:179:GLU:HG2	2.20	0.42
1:A:110:LYS:HB2	9:A:9528:HOH:O	2.19	0.42
1:A:199:ILE:N	9:A:9498:HOH:O	2.52	0.42
1:B:132:LEU:CD1	1:B:138:LEU:HD22	2.48	0.42
1:B:217:ILE:O	1:B:221:HIS:ND1	2.53	0.42
2:C:64:LEU:HD13	2:C:359:MET:CG	2.50	0.42
2:C:137:VAL:HG22	2:C:391:LEU:O	2.20	0.42
2:C:207:LEU:HD13	2:C:221:LEU:HD13	2.02	0.42
2:C:218:VAL:HG22	2:C:221:LEU:HD23	2.00	0.42
2:C:258:TYR:O	2:C:290:LEU:HG	2.20	0.42
2:C:289:THR:O	2:C:291:ALA:N	2.53	0.42
2:C:466:PHE:HD2	9:C:9744:HOH:O	2.03	0.42
2:C:498:GLN:CD	3:D:1068:LEU:HD12	2.41	0.42
2:C:742:VAL:HG12	2:C:743:VAL:H	1.84	0.42
2:C:1056:LYS:CD	3:D:623:VAL:HG13	2.45	0.42
3:D:15:PRO:HG3	9:D:9862:HOH:O	2.20	0.42
3:D:142:LEU:HD12	3:D:142:LEU:O	2.20	0.42
3:D:159:ARG:NH1	3:D:159:ARG:HB2	2.34	0.42
3:D:434:ARG:HB2	3:D:447:VAL:CG2	2.50	0.42
3:D:634:GLY:O	3:D:637:LEU:HB3	2.19	0.42
3:D:675:ARG:HH22	5:F:420:ASP:HA	1.84	0.42
3:D:681:ARG:NH1	9:D:2081:HOH:O	2.53	0.42
3:D:992:ILE:O	3:D:995:LEU:HB3	2.20	0.42
3:D:1118:ILE:HG21	3:D:1346:ARG:CZ	2.50	0.42
3:D:1128:VAL:O	3:D:1129:THR:C	2.58	0.42
3:D:1176:LYS:HA	3:D:1179:GLU:OE1	2.19	0.42
5:F:138:SER:HB2	5:F:140:ARG:HG2	2.02	0.42
1:L:165:ILE:HA	1:L:166:PRO:HD3	1.94	0.42
1:L:195:LEU:HD12	1:L:196:THR:N	2.34	0.42
2:M:47:ALA:O	2:M:50:GLU:HB3	2.20	0.42
2:M:172:ILE:N	2:M:172:ILE:HD12	2.35	0.42
2:M:276:LYS:HE3	9:M:9970:HOH:O	2.20	0.42
2:M:405:ARG:HH21	2:M:409:ARG:HH21	1.68	0.42
2:M:430:VAL:HG13	3:N:1075:HIS:ND1	2.35	0.42
2:M:591:SER:HB2	9:M:2161:HOH:O	2.18	0.42
2:M:790:LEU:HD23	2:M:791:ARG:N	2.34	0.42
2:M:841:ASN:ND2	2:M:841:ASN:C	2.73	0.42
2:M:1050:GLN:HA	2:M:1053:LEU:HD12	2.02	0.42
3:N:28:LYS:HD3	3:N:41:ARG:NH1	2.34	0.42

Continued on next page...

Continued from previous page...

Atom-1	Atom-2	Interatomic distance (Å)	Clash overlap (Å)
3:N:450:TYR:HA	9:N:9669:HOH:O	2.18	0.42
3:N:1007:VAL:CG2	3:N:1008:PHE:N	2.82	0.42
3:N:1423:GLY:O	3:N:1426:LYS:N	2.53	0.42
3:N:1441:GLN:NE2	3:N:1442:ASN:HB2	2.35	0.42
5:P:340:SER:O	5:P:342:VAL:N	2.52	0.42
1:A:64:GLU:O	1:A:64:GLU:HG2	2.20	0.41
1:B:19:GLU:O	1:B:200:TRP:HA	2.20	0.41
2:C:244:PRO:CD	2:C:245:GLY:N	2.82	0.41
2:C:555:ALA:HB2	3:D:1070:TYR:CE2	2.55	0.41
2:C:666:LEU:HG	2:C:668:LEU:HD11	2.02	0.41
2:C:713:ARG:HH12	3:D:532:GLY:HA2	1.85	0.41
3:D:123:LEU:HD12	9:D:9569:HOH:O	2.19	0.41
3:D:672:ALA:HB2	9:F:9494:HOH:O	2.18	0.41
3:D:683:ILE:HA	9:D:9956:HOH:O	2.19	0.41
3:D:765:SER:C	3:D:767:HIS:H	2.24	0.41
3:D:1238:MET:HE1	3:D:1257:PRO:HG3	2.02	0.41
3:D:1351:GLU:HA	3:D:1354:LYS:HG2	2.01	0.41
4:E:84:ARG:NH1	4:E:84:ARG:HB2	2.35	0.41
5:F:281:GLU:HB3	9:F:9529:HOH:O	2.20	0.41
5:F:350:LEU:O	5:F:354:LEU:HB2	2.20	0.41
5:F:370:LYS:NZ	5:F:371:LEU:HG	2.35	0.41
1:K:156:HIS:HD2	1:K:157:GLY:N	2.18	0.41
1:L:156:HIS:HE1	1:L:166:PRO:HB3	1.84	0.41
1:L:188:GLN:N	9:L:5782:HOH:O	2.53	0.41
2:M:203:ASP:OD1	2:M:205:GLU:HG3	2.19	0.41
2:M:460:ARG:HD2	2:M:485:TYR:CD2	2.55	0.41
2:M:525:SER:HA	9:M:2109:HOH:O	2.20	0.41
2:M:744:ARG:HE	2:M:747:ALA:HB2	1.86	0.41
2:M:877:PRO:HG3	3:N:1023:MET:CE	2.49	0.41
2:M:1044:GLY:HA3	4:O:17:TYR:CD1	2.55	0.41
9:M:9879:HOH:O	5:P:334:PRO:HG2	2.18	0.41
3:N:63:TYR:HE1	3:N:74:GLU:OE1	2.03	0.41
3:N:105:VAL:HG12	3:N:106:LYS:HZ1	1.85	0.41
3:N:153:LEU:HD12	3:N:154:THR:N	2.35	0.41
3:N:605:ASP:HB3	9:N:9598:HOH:O	2.19	0.41
3:N:653:PHE:CE2	3:N:695:ILE:HG13	2.53	0.41
3:N:734:GLU:HB2	9:N:9534:HOH:O	2.19	0.41
3:N:1066:THR:HG22	3:N:1069:GLU:OE1	2.20	0.41
3:N:1259:VAL:HG22	3:N:1355:VAL:HG21	2.02	0.41
4:O:54:LEU:HA	4:O:58:PRO:HG2	2.00	0.41
5:P:392:VAL:HG12	5:P:396:ARG:HG3	2.02	0.41

Continued on next page...

Continued from previous page...

Atom-1	Atom-2	Interatomic distance (Å)	Clash overlap (Å)
1:A:23:PHE:O	1:A:196:THR:HA	2.19	0.41
1:A:30:ARG:NH1	2:C:938:LYS:HE2	2.35	0.41
1:A:79:ILE:O	1:A:83:LYS:HG3	2.20	0.41
1:A:89:PHE:HZ	1:A:146:ARG:HB2	1.83	0.41
1:B:34:VAL:HA	9:B:9725:HOH:O	2.19	0.41
2:C:124:ASP:OD1	2:C:125:GLY:N	2.53	0.41
2:C:578:VAL:N	2:C:671:ASN:OD1	2.53	0.41
3:D:106:LYS:HD3	3:D:106:LYS:HA	1.81	0.41
3:D:196:VAL:HG13	3:D:202:VAL:HG13	2.01	0.41
3:D:953:ASP:N	3:D:953:ASP:OD2	2.54	0.41
3:D:983:LEU:CB	9:D:9513:HOH:O	2.68	0.41
3:D:1090:ASP:HA	3:D:1093:TYR:CB	2.49	0.41
3:D:1129:THR:O	3:D:1130:ARG:HD2	2.20	0.41
3:D:1294:VAL:O	3:D:1300:SER:HA	2.19	0.41
3:D:1465:ASN:ND2	3:D:1470:ARG:NH1	2.66	0.41
5:F:82:ARG:HD3	9:F:9734:HOH:O	2.20	0.41
5:F:149:GLU:OE1	5:F:149:GLU:HA	2.19	0.41
1:K:25:LEU:HD23	1:K:25:LEU:C	2.40	0.41
1:K:36:LEU:HB2	1:K:195:LEU:CD2	2.50	0.41
1:K:57:TYR:CZ	1:K:161:ARG:HD2	2.55	0.41
1:K:156:HIS:CD2	1:K:157:GLY:H	2.33	0.41
1:K:197:LEU:HD23	1:K:197:LEU:N	2.33	0.41
1:L:44:LEU:O	1:L:174:VAL:HG21	2.18	0.41
1:L:177:VAL:HB	9:L:4703:HOH:O	2.20	0.41
2:M:54:ILE:HG12	2:M:56:GLU:HG2	2.02	0.41
2:M:162:ILE:HG21	2:M:172:ILE:HD13	2.02	0.41
2:M:167:LYS:HE3	2:M:168:ARG:NH2	2.35	0.41
2:M:260:LEU:HG	2:M:261:ILE:CG1	2.49	0.41
2:M:398:THR:O	2:M:399:ASN:HB3	2.20	0.41
2:M:459:ALA:HB1	2:M:467:ILE:CG2	2.50	0.41
2:M:474:VAL:HG13	2:M:530:GLU:C	2.40	0.41
2:M:654:LEU:HD11	2:M:657:ASP:CG	2.40	0.41
2:M:933:GLY:HA2	9:M:9889:HOH:O	2.19	0.41
2:M:1007:ALA:HB2	3:N:648:MET:CG	2.50	0.41
9:M:9622:HOH:O	3:N:791:TYR:HE2	2.03	0.41
3:N:235:ALA:HB1	9:N:9519:HOH:O	2.20	0.41
3:N:481:MET:HB2	3:N:1388:ARG:HH21	1.84	0.41
3:N:871:LYS:HB3	3:N:873:LEU:HD11	2.02	0.41
3:N:1084:THR:HG23	9:N:9666:HOH:O	2.20	0.41
3:N:1495:ILE:HG12	4:O:80:VAL:HG11	2.00	0.41
5:P:321:ILE:HG13	5:P:332:PHE:HE1	1.86	0.41

Continued on next page...

Continued from previous page...

Atom-1	Atom-2	Interatomic distance (Å)	Clash overlap (Å)
1:B:26:GLU:HG3	1:B:194:LYS:HZ2	1.85	0.41
1:B:92:PRO:HA	1:B:146:ARG:CZ	2.50	0.41
2:C:145:GLY:O	2:C:163:ILE:HG23	2.20	0.41
2:C:185:LYS:HG2	2:C:190:LYS:HG2	2.03	0.41
2:C:193:LEU:HB2	9:C:9507:HOH:O	2.21	0.41
2:C:194:VAL:HG21	2:C:221:LEU:HA	2.01	0.41
2:C:461:VAL:N	9:C:9546:HOH:O	2.53	0.41
2:C:734:LEU:HA	2:C:737:LEU:HD12	2.02	0.41
2:C:768:THR:HG23	9:C:9533:HOH:O	2.20	0.41
2:C:769:PRO:O	2:C:772:ARG:HB3	2.20	0.41
2:C:943:VAL:HG11	2:C:973:VAL:HG22	2.03	0.41
3:D:49:ILE:HB	3:D:50:PHE:CE1	2.55	0.41
3:D:146:PRO:HA	9:D:9718:HOH:O	2.20	0.41
3:D:389:GLU:O	3:D:389:GLU:HG2	2.20	0.41
3:D:396:VAL:HG23	9:D:9579:HOH:O	2.20	0.41
3:D:521:PRO:HA	3:D:522:PRO:HD3	1.84	0.41
3:D:940:THR:O	3:D:943:THR:HG23	2.20	0.41
3:D:1378:TYR:CD1	3:D:1378:TYR:N	2.87	0.41
3:D:1429:LEU:HG	3:D:1441:GLN:OE1	2.19	0.41
2:M:208:ALA:HA	2:M:221:LEU:HD21	2.01	0.41
2:M:211:LEU:HD13	2:M:308:ARG:HG3	2.02	0.41
2:M:339:LEU:HD22	2:M:391:LEU:HD13	2.02	0.41
2:M:403:SER:OG	2:M:404:LEU:N	2.54	0.41
2:M:498:GLN:O	2:M:532:MET:SD	2.79	0.41
2:M:1008:ARG:HH21	2:M:1029:GLY:H	1.68	0.41
3:N:2:LYS:HB3	3:N:3:LYS:CE	2.50	0.41
3:N:56:TYR:HB3	9:N:2129:HOH:O	2.20	0.41
3:N:639:LEU:N	3:N:729:HIS:CD2	2.88	0.41
3:N:678:GLU:HG3	3:N:679:ARG:HG3	2.03	0.41
3:N:681:ARG:HB3	3:N:681:ARG:NH1	2.36	0.41
3:N:684:LYS:HG2	9:N:2365:HOH:O	2.20	0.41
3:N:813:LEU:HD12	3:N:814:ALA:N	2.35	0.41
3:N:1061:PHE:HE1	3:N:1065:LEU:HD23	1.85	0.41
3:N:1472:ILE:HA	3:N:1473:PRO:HD3	1.87	0.41
5:P:303:ARG:HG2	9:P:3308:HOH:O	2.20	0.41
5:P:364:ARG:NH1	5:P:392:VAL:HG21	2.35	0.41
1:A:128:HIS:NE2	1:A:131:THR:HG23	2.34	0.41
2:C:3:ILE:HD13	2:C:900:ARG:HB2	2.02	0.41
2:C:63:GLY:HA3	2:C:103:LYS:CG	2.50	0.41
2:C:145:GLY:C	2:C:163:ILE:HG23	2.40	0.41
2:C:239:PHE:CE1	2:C:250:ARG:HB3	2.55	0.41

Continued on next page...

Continued from previous page...

Atom-1	Atom-2	Interatomic distance (Å)	Clash overlap (Å)
2:C:308:ARG:HG3	9:C:9545:HOH:O	2.20	0.41
2:C:332:ARG:CZ	2:C:464:LEU:HD11	2.50	0.41
2:C:717:LEU:HD11	9:C:2279:HOH:O	2.20	0.41
2:C:843:HIS:CD2	2:C:884:GLN:HA	2.55	0.41
2:C:1019:GLN:H	2:C:1019:GLN:HG2	1.65	0.41
2:C:1020:PRO:HD2	2:C:1057:SER:OG	2.21	0.41
3:D:145:VAL:CG2	3:D:146:PRO:HD2	2.37	0.41
3:D:441:ARG:HG2	3:D:442:ASN:N	2.35	0.41
3:D:468:LEU:HD22	9:D:2533:HOH:O	2.20	0.41
3:D:493:ARG:HE	3:D:1388:ARG:HB3	1.80	0.41
3:D:683:ILE:N	3:D:683:ILE:HD12	2.35	0.41
3:D:786:ILE:HD13	3:D:908:LYS:HB3	2.02	0.41
3:D:984:THR:HG22	3:D:987:GLU:H	1.84	0.41
3:D:1031:ASN:O	3:D:1035:ILE:HG12	2.20	0.41
5:F:115:LYS:HG2	9:F:9676:HOH:O	2.20	0.41
1:K:184:THR:HG23	1:K:192:LEU:CB	2.50	0.41
1:L:7:LYS:HA	9:L:5355:HOH:O	2.20	0.41
2:M:207:LEU:HD22	2:M:221:LEU:HD13	2.02	0.41
2:M:367:LEU:HD23	2:M:371:LYS:NZ	2.31	0.41
2:M:865:THR:HA	2:M:866:PRO:HD3	1.90	0.41
3:N:30:GLU:HB3	3:N:40:GLU:CB	2.50	0.41
3:N:107:ASP:O	3:N:108:VAL:C	2.59	0.41
3:N:196:VAL:HG13	3:N:202:VAL:HG11	2.02	0.41
3:N:501:ALA:HA	3:N:504:ASP:HB2	2.02	0.41
3:N:1275:SER:HB3	3:N:1325:LEU:HD11	2.01	0.41
3:N:1352:ILE:HG22	3:N:1368:ILE:HD13	2.03	0.41
3:N:1396:GLU:O	3:N:1400:VAL:HG23	2.20	0.41
5:P:163:LEU:HB3	5:P:174:LEU:HD11	2.01	0.41
2:C:208:ALA:HA	2:C:221:LEU:HD21	2.02	0.41
2:C:413:LEU:CD2	2:C:448:ASN:HD21	2.17	0.41
2:C:462:ASP:CG	2:C:463:GLU:H	2.24	0.41
2:C:634:GLY:HA3	9:C:2295:HOH:O	2.20	0.41
2:C:668:LEU:O	2:C:993:PHE:CZ	2.73	0.41
2:C:1115:LEU:H	2:C:1115:LEU:CD1	2.31	0.41
3:D:89:ARG:HB3	9:D:9497:HOH:O	2.20	0.41
3:D:459:GLU:HA	9:D:9482:HOH:O	2.20	0.41
3:D:525:ARG:HA	3:D:538:SER:CB	2.51	0.41
3:D:591:VAL:HG22	9:D:9851:HOH:O	2.18	0.41
3:D:1098:LEU:HD12	3:D:1098:LEU:N	2.35	0.41
3:D:1314:LYS:NZ	3:D:1317:ASP:HB2	2.35	0.41
3:D:1319:VAL:HG11	3:D:1325:LEU:HD11	2.02	0.41

Continued on next page...

Continued from previous page...

Atom-1	Atom-2	Interatomic distance (Å)	Clash overlap (Å)
3:D:1369:GLU:HA	3:D:1372:VAL:HG12	2.02	0.41
3:D:1379:VAL:HA	3:D:1420:LEU:CB	2.50	0.41
3:D:1481:VAL:HB	9:E:9482:HOH:O	2.20	0.41
5:F:119:ILE:HG12	9:F:9493:HOH:O	2.20	0.41
5:F:226:LYS:HB2	5:F:238:TYR:OH	2.20	0.41
5:F:256:ARG:HD3	5:F:260:ILE:HB	2.02	0.41
1:K:44:LEU:HD21	1:K:199:ILE:HG12	2.03	0.41
1:K:59:GLU:HG3	1:K:139:ASN:HB3	2.03	0.41
1:K:211:LEU:O	1:K:214:ALA:HB3	2.20	0.41
1:K:212:ASN:O	1:K:215:VAL:HG22	2.21	0.41
1:L:100:LEU:HD12	1:L:115:LEU:HD21	2.02	0.41
1:L:208:LEU:H	1:L:208:LEU:CD2	2.33	0.41
2:M:444:PRO:HD2	2:M:452:ILE:O	2.20	0.41
2:M:462:ASP:N	9:M:2120:HOH:O	2.54	0.41
2:M:545:ASN:HB3	2:M:583:LEU:HD13	2.02	0.41
2:M:742:VAL:HG12	2:M:743:VAL:H	1.85	0.41
2:M:899:GLN:HG3	2:M:901:TYR:OH	2.20	0.41
3:N:50:PHE:CB	3:N:522:PRO:HG2	2.51	0.41
3:N:105:VAL:HG12	3:N:106:LYS:HZ2	1.86	0.41
3:N:177:ALA:HB1	3:N:199:LEU:HB3	2.03	0.41
3:N:444:VAL:O	3:N:446:VAL:HG23	2.20	0.41
3:N:1263:PHE:HA	3:N:1375:MET:HE1	2.02	0.41
3:N:1310:ARG:HB3	9:N:9491:HOH:O	2.20	0.41
5:P:290:GLU:H	5:P:290:GLU:CD	2.23	0.41
1:A:121:GLU:HB3	9:A:9529:HOH:O	2.20	0.41
1:B:123:MET:HE3	1:B:204:SER:HA	2.02	0.41
2:C:92:ALA:HB2	9:C:2288:HOH:O	2.21	0.41
2:C:107:LEU:HB3	9:C:2236:HOH:O	2.19	0.41
2:C:279:GLU:HG3	2:C:280:LYS:N	2.34	0.41
2:C:435:TYR:C	2:C:437:ARG:H	2.24	0.41
2:C:630:ARG:NH2	2:C:707:ARG:HB2	2.36	0.41
2:C:684:PHE:HA	3:D:784:ASP:OD1	2.21	0.41
2:C:813:VAL:HG12	9:C:9512:HOH:O	2.21	0.41
2:C:937:ASP:HB2	2:C:940:GLU:H	1.86	0.41
2:C:1044:GLY:HA3	4:E:17:TYR:HE1	1.85	0.41
2:C:1105:LYS:HD2	2:C:1107:ASN:HD21	1.86	0.41
2:C:1111:ILE:HG13	2:C:1112:PHE:N	2.29	0.41
3:D:168:THR:O	3:D:393:ILE:N	2.52	0.41
3:D:400:VAL:HG21	3:D:441:ARG:NH1	2.28	0.41
3:D:578:VAL:O	3:D:582:LEU:HD12	2.21	0.41
3:D:614:PHE:HB3	9:D:9835:HOH:O	2.20	0.41

Continued on next page...

Continued from previous page...

Atom-1	Atom-2	Interatomic distance (Å)	Clash overlap (Å)
3:D:1303:TYR:CD1	3:D:1325:LEU:HD23	2.56	0.41
5:F:108:GLU:OE1	5:F:108:GLU:HA	2.20	0.41
1:K:28:LEU:HD11	1:K:36:LEU:HD12	2.02	0.41
1:K:208:LEU:O	1:K:211:LEU:HB3	2.21	0.41
1:L:23:PHE:HZ	1:L:207:PRO:HB2	1.86	0.41
2:M:172:ILE:HD12	2:M:172:ILE:H	1.84	0.41
2:M:367:LEU:HA	2:M:371:LYS:HB2	2.03	0.41
2:M:374:ASN:ND2	2:M:377:PRO:HD3	2.36	0.41
2:M:512:ARG:HA	9:M:2109:HOH:O	2.20	0.41
2:M:872:ASN:OD1	2:M:873:PRO:HD2	2.20	0.41
2:M:1032:PHE:CD2	2:M:1052:MET:HG2	2.56	0.41
3:N:176:ASP:HB2	9:N:2270:HOH:O	2.19	0.41
3:N:603:LEU:O	3:N:607:LEU:HD12	2.20	0.41
3:N:637:LEU:CD1	3:N:641:GLN:HB2	2.50	0.41
3:N:943:THR:HA	9:N:9516:HOH:O	2.20	0.41
4:O:72:ARG:N	9:O:3347:HOH:O	2.53	0.41
5:P:151:LEU:HB2	5:P:155:THR:H	1.86	0.41
1:A:30:ARG:CZ	1:A:191:ASP:HB2	2.50	0.41
1:A:72:LYS:HA	2:C:608:GLY:CA	2.50	0.41
1:B:81:ASN:ND2	1:B:128:HIS:O	2.54	0.41
1:B:156:HIS:CE1	1:B:158:ILE:H	2.39	0.41
2:C:48:PHE:HE2	9:C:9738:HOH:O	2.03	0.41
2:C:66:LEU:HD13	2:C:100:LEU:HB2	2.03	0.41
2:C:399:ASN:N	2:C:399:ASN:ND2	2.66	0.41
2:C:504:GLU:HB2	2:C:507:ARG:HB2	2.01	0.41
2:C:509:ALA:HB1	9:C:9815:HOH:O	2.21	0.41
2:C:710:ILE:HD11	2:C:758:ARG:HH21	1.84	0.41
2:C:945:ARG:O	2:C:948:GLU:HG3	2.20	0.41
2:C:1083:GLU:O	2:C:1087:VAL:HB	2.21	0.41
3:D:95:LEU:CD1	3:D:517:VAL:HG23	2.51	0.41
3:D:826:PRO:HB3	3:D:828:LYS:HZ3	1.85	0.41
3:D:1348:LEU:O	3:D:1349:VAL:C	2.58	0.41
3:D:1362:LYS:HD3	3:D:1362:LYS:HA	1.93	0.41
4:E:93:TYR:HA	4:E:94:PRO:HD3	1.80	0.41
5:F:273:ARG:HG2	5:F:276:ARG:NH1	2.35	0.41
5:F:278:LEU:HB3	5:F:286:PRO:HG2	2.03	0.41
5:F:409:LYS:HG3	5:F:410:TYR:N	2.35	0.41
1:K:127:LEU:HD12	1:K:128:HIS:N	2.35	0.41
1:K:185:ARG:HD3	9:K:4032:HOH:O	2.21	0.41
1:L:29:GLU:OE2	1:L:189:ARG:NH2	2.53	0.41
1:L:176:ARG:NH2	3:N:884:ARG:NE	2.69	0.41

Continued on next page...

Continued from previous page...

Atom-1	Atom-2	Interatomic distance (Å)	Clash overlap (Å)
2:M:22:GLN:O	2:M:121:MET:HE1	2.21	0.41
2:M:31:GLN:O	2:M:34:VAL:HG23	2.21	0.41
2:M:290:LEU:HD23	2:M:290:LEU:H	1.86	0.41
2:M:627:ARG:HA	9:M:9521:HOH:O	2.19	0.41
2:M:707:ARG:HH11	2:M:824:ARG:CG	2.33	0.41
2:M:775:ARG:NH1	5:P:423:ASP:O	2.54	0.41
2:M:1025:ALA:HA	9:M:9518:HOH:O	2.20	0.41
3:N:92:HIS:HA	3:N:519:VAL:HG23	2.02	0.41
3:N:462:GLN:HE21	3:N:513:ILE:CD1	2.34	0.41
3:N:639:LEU:HD12	3:N:729:HIS:NE2	2.35	0.41
3:N:668:PRO:HD2	3:N:672:ALA:CB	2.50	0.41
3:N:838:ARG:HH11	3:N:874:GLU:HB3	1.84	0.41
3:N:956:ILE:HD13	3:N:960:LYS:NZ	2.36	0.41
3:N:1243:THR:HG1	3:N:1253:THR:HB	1.85	0.41
5:P:370:LYS:NZ	5:P:370:LYS:HB3	2.36	0.41
1:A:150:TYR:CD1	2:C:696:LYS:HG2	2.55	0.41
1:B:22:GLU:HG2	1:B:198:ARG:CG	2.51	0.41
1:B:44:LEU:HD23	1:B:48:ILE:HD12	2.03	0.41
1:B:45:LEU:HD21	1:B:177:VAL:HG13	2.02	0.41
1:B:106:PRO:HG3	1:B:134:GLU:CD	2.40	0.41
1:B:165:ILE:HG12	9:B:9537:HOH:O	2.20	0.41
2:C:22:GLN:NE2	2:C:336:VAL:HG21	2.36	0.41
2:C:347:GLY:HA2	9:C:9903:HOH:O	2.19	0.41
2:C:352:ALA:HA	2:C:355:VAL:CG1	2.50	0.41
2:C:355:VAL:HB	9:C:9756:HOH:O	2.20	0.41
2:C:376:ARG:HH22	5:F:285:GLU:CB	2.33	0.41
2:C:438:ILE:HG22	2:C:439:CYS:O	2.21	0.41
2:C:472:ARG:HD2	2:C:480:THR:O	2.21	0.41
2:C:759:THR:HA	9:C:9930:HOH:O	2.21	0.41
2:C:881:ASN:HD22	2:C:881:ASN:N	2.07	0.41
2:C:889:HIS:CD2	2:C:970:GLY:HA3	2.56	0.41
2:C:1008:ARG:HH21	2:C:1028:GLY:CA	2.32	0.41
3:D:101:HIS:CE1	3:D:582:LEU:HD13	2.56	0.41
3:D:107:ASP:O	3:D:108:VAL:C	2.59	0.41
3:D:482:LYS:HB3	3:D:483:HIS:ND1	2.36	0.41
3:D:553:ARG:HD3	9:F:9503:HOH:O	2.20	0.41
3:D:760:ARG:NH1	4:E:59:ASN:OD1	2.53	0.41
3:D:800:LYS:HG2	9:D:2552:HOH:O	2.20	0.41
3:D:847:ASP:HA	3:D:850:LEU:HD13	2.03	0.41
3:D:1046:GLN:HG2	3:D:1052:THR:HG22	2.03	0.41
5:F:215:GLU:HG3	5:F:250:ALA:CB	2.51	0.41

Continued on next page...

Continued from previous page...

Atom-1	Atom-2	Interatomic distance (Å)	Clash overlap (Å)
5:F:324:GLU:HA	9:F:9742:HOH:O	2.21	0.41
1:K:86:VAL:HG12	1:K:124:ASN:HB2	2.02	0.41
1:K:227:ASN:H	1:K:227:ASN:ND2	2.07	0.41
2:M:18:LEU:HD22	2:M:590:ASP:HB2	2.02	0.41
2:M:195:LEU:O	2:M:199:VAL:HG23	2.20	0.41
2:M:374:ASN:HD21	2:M:377:PRO:HD3	1.85	0.41
2:M:443:THR:OG1	2:M:444:PRO:HD2	2.19	0.41
2:M:1064:ASN:ND2	5:P:344:ALA:HB2	2.36	0.41
3:N:400:VAL:HA	3:N:442:ASN:O	2.20	0.41
3:N:534:ARG:HD2	5:P:315:VAL:CG2	2.51	0.41
3:N:694:VAL:HG22	9:N:2371:HOH:O	2.20	0.41
3:N:1053:PHE:HD2	9:N:9968:HOH:O	2.02	0.41
5:P:309:LYS:HA	5:P:312:GLN:NE2	2.35	0.41
5:P:328:PHE:HD2	5:P:328:PHE:HA	1.77	0.41
5:P:370:LYS:HZ2	5:P:370:LYS:HB3	1.85	0.41
1:A:135:GLY:HA2	9:A:9515:HOH:O	2.20	0.41
1:A:156:HIS:HE1	1:A:167:VAL:O	2.03	0.41
1:A:184:THR:HG23	1:A:192:LEU:CB	2.49	0.41
1:B:12:THR:OG1	1:B:24:VAL:HB	2.21	0.41
1:B:103:ALA:HB1	1:B:107:LYS:CD	2.51	0.41
1:B:219:ARG:HD3	9:B:9524:HOH:O	2.20	0.41
2:C:29:ALA:HB2	2:C:337:GLY:HA2	2.01	0.41
2:C:127:PHE:HE1	2:C:386:PHE:HE2	1.68	0.41
2:C:129:ILE:HB	2:C:134:ARG:HG3	2.01	0.41
2:C:170:PRO:HG2	2:C:258:TYR:CD2	2.56	0.41
2:C:176:VAL:O	2:C:178:PRO:HD3	2.20	0.41
2:C:242:LEU:HD23	2:C:242:LEU:HA	1.92	0.41
2:C:267:TYR:HB2	2:C:272:ALA:CB	2.51	0.41
2:C:378:LEU:O	2:C:382:ILE:HG13	2.21	0.41
2:C:471:TYR:HD2	2:C:533:ASP:HA	1.85	0.41
2:C:593:ALA:HB1	2:C:658:GLY:HA3	2.02	0.41
2:C:597:ALA:O	2:C:652:GLY:N	2.54	0.41
2:C:745:ILE:HD12	9:C:2126:HOH:O	2.21	0.41
2:C:862:PRO:CG	2:C:975:TYR:HE1	2.34	0.41
2:C:881:ASN:ND2	2:C:881:ASN:N	2.69	0.41
3:D:53:ILE:O	3:D:53:ILE:HG12	2.20	0.41
3:D:60:CYS:HA	9:D:2600:HOH:O	2.20	0.41
3:D:156:GLU:O	3:D:159:ARG:HB3	2.21	0.41
3:D:185:VAL:CG1	3:D:191:LEU:HD21	2.51	0.41
3:D:399:ARG:HG3	9:D:9991:HOH:O	2.21	0.41
3:D:441:ARG:O	3:D:443:VAL:HG23	2.21	0.41

Continued on next page...

Continued from previous page...

Atom-1	Atom-2	Interatomic distance (Å)	Clash overlap (Å)
3:D:653:PHE:CD1	3:D:653:PHE:N	2.86	0.41
3:D:704:ARG:CB	3:D:736:PHE:HB3	2.51	0.41
3:D:783:ARG:NE	3:D:1029:ARG:CZ	2.84	0.41
3:D:806:PHE:O	3:D:807:ALA:C	2.59	0.41
3:D:818:ARG:HD2	9:D:9809:HOH:O	2.20	0.41
3:D:890:VAL:HG13	3:D:926:LYS:HD3	2.03	0.41
3:D:967:ALA:HB2	9:D:2079:HOH:O	2.21	0.41
3:D:1047:LYS:HD2	3:D:1051:GLU:OE1	2.21	0.41
3:D:1060:SER:O	3:D:1063:GLU:O	2.39	0.41
3:D:1143:GLY:HA2	9:D:9689:HOH:O	2.20	0.41
3:D:1156:LEU:HD21	3:D:1177:ALA:HA	2.02	0.41
3:D:1171:VAL:O	3:D:1171:VAL:HG12	2.21	0.41
3:D:1221:VAL:O	3:D:1222:GLY:C	2.58	0.41
3:D:1299:PHE:N	3:D:1299:PHE:HD2	2.19	0.41
3:D:1325:LEU:C	9:D:2444:HOH:O	2.58	0.41
3:D:1376:MET:HE3	3:D:1421:LEU:HA	2.02	0.41
3:D:1383:ASP:HB2	3:D:1416:ALA:HB3	2.02	0.41
3:D:1438:ALA:N	3:D:1446:VAL:HG11	2.35	0.41
3:D:1480:PHE:HE2	9:E:9493:HOH:O	2.04	0.41
4:E:26:ARG:NH1	4:E:29:GLN:NE2	2.68	0.41
4:E:90:GLU:HB3	9:E:9562:HOH:O	2.20	0.41
5:F:74:LYS:HD3	5:F:74:LYS:HA	1.95	0.41
5:F:79:ASP:HB3	5:F:80:PRO:HD2	2.02	0.41
5:F:227:PHE:CZ	5:F:229:TYR:HA	2.56	0.41
5:F:362:SER:C	5:F:364:ARG:H	2.23	0.41
1:K:30:ARG:HG2	9:K:4745:HOH:O	2.21	0.41
1:K:102:LYS:HD2	9:K:3447:HOH:O	2.19	0.41
1:K:133:GLU:OE2	2:M:605:LYS:HB3	2.21	0.41
2:M:64:LEU:HD22	2:M:359:MET:SD	2.61	0.41
2:M:132:ALA:HA	9:M:2436:HOH:O	2.20	0.41
2:M:172:ILE:HA	2:M:185:LYS:O	2.20	0.41
2:M:352:ALA:C	2:M:355:VAL:HG12	2.41	0.41
2:M:492:ASP:HB3	2:M:518:LYS:HG2	2.02	0.41
2:M:669:GLY:C	2:M:670:GLN:HG2	2.41	0.41
2:M:798:GLY:HA3	2:M:828:ALA:O	2.20	0.41
2:M:808:ARG:HG2	2:M:808:ARG:NH1	2.35	0.41
2:M:854:PRO:O	2:M:856:GLU:N	2.54	0.41
2:M:911:GLU:O	2:M:914:ILE:HG22	2.21	0.41
2:M:917:LEU:HD12	9:M:2374:HOH:O	2.19	0.41
3:N:31:THR:HG21	3:N:527:MET:CE	2.51	0.41
3:N:44:LEU:HG	9:N:9808:HOH:O	2.19	0.41

Continued on next page...

Continued from previous page...

Atom-1	Atom-2	Interatomic distance (Å)	Clash overlap (Å)
3:N:115:LEU:CD1	3:N:499:VAL:HG22	2.51	0.41
3:N:178:LEU:HD11	9:N:9572:HOH:O	2.21	0.41
3:N:179:VAL:HG23	9:N:9797:HOH:O	2.21	0.41
3:N:223:LEU:N	3:N:365:ASP:O	2.50	0.41
3:N:400:VAL:C	3:N:402:PRO:HD3	2.42	0.41
3:N:413:ASP:OD1	3:N:419:ASP:HA	2.21	0.41
3:N:827:ILE:HB	3:N:828:LYS:HD3	2.02	0.41
3:N:1106:VAL:HA	9:N:9633:HOH:O	2.21	0.41
3:N:1154:GLU:HG3	3:N:1159:ARG:HG2	2.02	0.41
3:N:1282:ARG:HA	3:N:1315:ASP:OD1	2.21	0.41
3:N:1462:LEU:CD2	3:N:1473:PRO:HD2	2.51	0.41
9:N:2443:HOH:O	5:P:337:HIS:HA	2.20	0.41
5:P:119:ILE:HD13	5:P:170:HIS:CG	2.56	0.41
5:P:337:HIS:H	5:P:337:HIS:HD2	1.68	0.41
5:P:409:LYS:HE3	5:P:410:TYR:HD1	1.85	0.41
2:C:51:THR:HG22	2:C:51:THR:O	2.21	0.41
2:C:91:GLN:HA	2:C:119:PRO:HA	2.03	0.41
2:C:264:PRO:HB3	2:C:289:THR:CG2	2.48	0.41
2:C:585:GLU:HB2	9:C:2332:HOH:O	2.21	0.41
2:C:601:GLY:HA3	2:C:615:TYR:HA	2.03	0.41
2:C:605:LYS:HG2	2:C:612:VAL:HB	2.03	0.41
2:C:660:ALA:O	2:C:667:ALA:HB3	2.21	0.41
2:C:722:ILE:HG23	2:C:805:ARG:NH2	2.36	0.41
2:C:878:SER:HB3	3:D:1029:ARG:NH1	2.35	0.41
2:C:958:THR:CG2	2:C:961:GLU:HG2	2.50	0.41
2:C:1039:ALA:HB2	3:D:707:THR:HG21	2.02	0.41
2:C:1067:TYR:CB	5:F:341:PRO:HB3	2.50	0.41
3:D:27:GLU:HG3	3:D:27:GLU:O	2.20	0.41
3:D:29:PRO:HG3	3:D:549:ASN:HD21	1.86	0.41
3:D:393:ILE:HD12	3:D:393:ILE:N	2.31	0.41
3:D:606:ILE:O	3:D:613:ARG:HB2	2.21	0.41
3:D:629:SER:HB3	3:D:726:ILE:HD11	2.03	0.41
3:D:645:PRO:HB3	3:D:723:GLY:O	2.21	0.41
3:D:683:ILE:HD12	3:D:683:ILE:H	1.86	0.41
5:F:115:LYS:HD3	5:F:118:GLU:OE2	2.21	0.41
5:F:244:ARG:HB2	5:F:244:ARG:HH11	1.86	0.41
5:F:317:LEU:O	5:F:317:LEU:HD23	2.21	0.41
5:F:399:GLN:HB3	9:F:9591:HOH:O	2.19	0.41
5:F:408:LEU:HA	5:F:411:HIS:ND1	2.36	0.41
1:K:19:GLU:O	1:K:200:TRP:HA	2.20	0.41
1:K:185:ARG:HD2	1:K:185:ARG:O	2.21	0.41

Continued on next page...

Continued from previous page...

Atom-1	Atom-2	Interatomic distance (Å)	Clash overlap (Å)
2:M:78:PHE:CB	2:M:88:LEU:HD21	2.49	0.41
2:M:136:ILE:CG2	2:M:336:VAL:HG13	2.46	0.41
2:M:512:ARG:HD3	2:M:523:ILE:HD11	2.01	0.41
2:M:739:GLU:HG3	9:M:9499:HOH:O	2.21	0.41
9:M:9830:HOH:O	5:P:354:LEU:HD12	2.21	0.41
3:N:125:GLN:NE2	3:N:587:ARG:HH21	2.16	0.41
3:N:965:GLU:HB2	9:N:2437:HOH:O	2.19	0.41
3:N:1335:LEU:HD21	3:N:1343:ALA:CB	2.51	0.41
3:N:1425:THR:CG2	3:N:1426:LYS:H	2.33	0.41
3:N:1503:VAL:HG13	9:N:2327:HOH:O	2.20	0.41
4:O:42:PRO:HD3	9:O:4549:HOH:O	2.19	0.41
4:O:73:LEU:N	9:O:3347:HOH:O	2.54	0.41
5:P:151:LEU:O	5:P:155:THR:HB	2.21	0.41
5:P:218:GLN:HA	5:P:221:ILE:CD1	2.52	0.41
1:A:150:TYR:CE2	1:A:152:PRO:HG3	2.55	0.40
1:B:89:PHE:HD1	1:B:120:VAL:HG13	1.85	0.40
1:B:191:ASP:OD1	1:B:191:ASP:N	2.55	0.40
2:C:252:LYS:HZ3	2:C:296:GLY:HA3	1.85	0.40
2:C:307:LEU:HG	2:C:311:PHE:CE2	2.56	0.40
2:C:333:ILE:HD11	2:C:467:ILE:HG13	2.02	0.40
2:C:396:ASP:O	2:C:403:SER:N	2.54	0.40
2:C:479:VAL:HG23	2:C:506:ASN:CA	2.51	0.40
2:C:1002:GLU:HA	2:C:1006:HIS:CE1	2.56	0.40
2:C:1033:GLY:O	2:C:1037:VAL:HG23	2.21	0.40
2:C:1102:LEU:HD23	2:C:1106:ASP:C	2.42	0.40
3:D:34:TYR:O	3:D:37:LEU:HD23	2.21	0.40
3:D:769:LEU:HD12	3:D:769:LEU:N	2.36	0.40
3:D:836:VAL:HA	3:D:839:LEU:HB2	2.04	0.40
3:D:912:LYS:HE3	9:D:2356:HOH:O	2.21	0.40
3:D:1120:VAL:HA	3:D:1121:PRO:HD3	1.84	0.40
3:D:1339:LYS:HB3	3:D:1343:ALA:CB	2.51	0.40
3:D:1393:GLN:CB	3:D:1398:TRP:HE1	2.33	0.40
4:E:36:LYS:HA	4:E:36:LYS:HD3	1.82	0.40
5:F:105:LYS:HE2	5:F:179:GLU:O	2.21	0.40
5:F:336:GLU:HB2	9:F:9817:HOH:O	2.21	0.40
1:K:46:SER:HA	9:K:5849:HOH:O	2.21	0.40
1:L:86:VAL:HG13	1:L:86:VAL:O	2.20	0.40
1:L:110:LYS:HB2	1:L:110:LYS:NZ	2.36	0.40
2:M:5:ARG:H	2:M:5:ARG:HG3	1.77	0.40
2:M:63:GLY:HA3	2:M:103:LYS:CG	2.51	0.40
2:M:276:LYS:H	2:M:276:LYS:CD	2.32	0.40

Continued on next page...

Continued from previous page...

Atom-1	Atom-2	Interatomic distance (Å)	Clash overlap (Å)
2:M:418:LEU:HD12	2:M:418:LEU:H	1.86	0.40
2:M:601:GLY:HA3	2:M:615:TYR:HA	2.02	0.40
2:M:654:LEU:HD21	2:M:657:ASP:OD2	2.20	0.40
2:M:900:ARG:NE	9:M:2073:HOH:O	2.54	0.40
2:M:922:PHE:CD2	2:M:964:LYS:HD3	2.57	0.40
2:M:1049:LEU:O	2:M:1053:LEU:HG	2.21	0.40
2:M:1105:LYS:O	2:M:1107:ASN:N	2.54	0.40
3:N:40:GLU:OE1	3:N:40:GLU:HA	2.21	0.40
3:N:53:ILE:HB	3:N:86:ARG:HD3	2.02	0.40
3:N:134:VAL:HG12	3:N:152:LEU:HB3	2.03	0.40
3:N:550:ARG:NE	9:N:9529:HOH:O	2.54	0.40
3:N:702:LEU:HD23	3:N:716:PHE:CD1	2.55	0.40
3:N:706:PRO:HA	9:N:9787:HOH:O	2.21	0.40
3:N:731:LEU:CD1	3:N:931:LEU:HB3	2.51	0.40
3:N:838:ARG:HG2	3:N:865:THR:OG1	2.22	0.40
3:N:881:LEU:HD12	9:N:9868:HOH:O	2.20	0.40
3:N:980:MET:HB3	3:N:982:PHE:CE1	2.56	0.40
3:N:1065:LEU:HD12	3:N:1066:THR:N	2.37	0.40
3:N:1128:VAL:O	3:N:1129:THR:C	2.58	0.40
3:N:1171:VAL:O	3:N:1171:VAL:HG12	2.21	0.40
3:N:1346:ARG:HG2	9:N:9698:HOH:O	2.21	0.40
3:N:1362:LYS:HB3	9:N:9810:HOH:O	2.21	0.40
5:P:147:LEU:HG	9:P:3632:HOH:O	2.20	0.40
1:A:150:TYR:HD1	2:C:696:LYS:HG2	1.87	0.40
1:A:179:PHE:HD2	9:A:9593:HOH:O	2.03	0.40
1:B:101:LEU:HB2	1:B:114:PHE:CE2	2.56	0.40
2:C:2:GLU:HG2	9:C:9602:HOH:O	2.21	0.40
2:C:70:GLU:N	9:C:9625:HOH:O	2.53	0.40
2:C:265:ARG:HD3	2:C:267:TYR:HB3	2.04	0.40
2:C:267:TYR:CD2	2:C:267:TYR:N	2.89	0.40
2:C:379:GLU:HG3	9:C:2275:HOH:O	2.20	0.40
2:C:605:LYS:CG	2:C:612:VAL:HB	2.52	0.40
2:C:1045:ALA:HB1	2:C:1048:THR:HB	2.03	0.40
2:C:1068:GLU:HG2	9:C:2111:HOH:O	2.21	0.40
2:C:1096:ALA:HB2	3:D:101:HIS:CD2	2.56	0.40
3:D:31:THR:HB	3:D:32:ILE:H	1.63	0.40
3:D:603:LEU:HA	3:D:606:ILE:HG13	2.03	0.40
3:D:1047:LYS:HD2	3:D:1051:GLU:CD	2.42	0.40
3:D:1087:ARG:NH1	3:D:1234:THR:O	2.54	0.40
3:D:1254:GLN:HA	3:D:1254:GLN:OE1	2.21	0.40
3:D:1432:LYS:HZ3	3:D:1460:ILE:HG13	1.83	0.40

Continued on next page...

Continued from previous page...

Atom-1	Atom-2	Interatomic distance (Å)	Clash overlap (Å)
5:F:421:PHE:C	5:F:423:ASP:N	2.73	0.40
1:K:34:VAL:HG23	9:K:3503:HOH:O	2.20	0.40
1:L:105:GLY:O	1:L:132:LEU:HB3	2.21	0.40
2:M:129:ILE:HD12	2:M:129:ILE:N	2.36	0.40
2:M:408:ARG:O	2:M:454:SER:HB2	2.21	0.40
2:M:547:ILE:HA	2:M:548:PRO:HD3	1.90	0.40
2:M:771:GLU:HB2	9:P:5420:HOH:O	2.21	0.40
2:M:942:GLU:O	2:M:945:ARG:HB3	2.21	0.40
3:N:463:GLN:HE21	3:N:463:GLN:HA	1.86	0.40
3:N:471:GLU:HG2	9:N:2578:HOH:O	2.21	0.40
3:N:502:PHE:CD1	3:N:509:PRO:HB3	2.56	0.40
3:N:809:PRO:O	3:N:812:ALA:HB3	2.21	0.40
3:N:849:ALA:O	3:N:853:VAL:HG23	2.21	0.40
3:N:927:THR:O	3:N:931:LEU:HG	2.21	0.40
3:N:1295:GLU:HB2	3:N:1300:SER:OG	2.22	0.40
3:N:1379:VAL:HA	3:N:1420:LEU:CB	2.50	0.40
2:C:140:ILE:H	2:C:140:ILE:HD12	1.86	0.40
2:C:258:TYR:HD2	9:C:2316:HOH:O	2.04	0.40
2:C:677:MET:CE	2:C:983:ILE:HD13	2.51	0.40
2:C:732:ALA:HB2	9:C:9752:HOH:O	2.21	0.40
2:C:1037:VAL:HG13	2:C:1049:LEU:HD11	2.02	0.40
2:C:1039:ALA:HB2	3:D:707:THR:CG2	2.51	0.40
2:C:1055:LEU:CD2	2:C:1079:PRO:HG3	2.51	0.40
2:C:1115:LEU:HD23	3:D:85:VAL:HG13	2.03	0.40
3:D:671:LYS:N	9:D:9547:HOH:O	2.46	0.40
3:D:770:LEU:HB2	3:D:1210:SER:O	2.21	0.40
3:D:929:ARG:HB3	9:D:2176:HOH:O	2.21	0.40
3:D:1026:SER:C	3:D:1028:ALA:N	2.75	0.40
3:D:1097:LYS:NZ	9:D:9536:HOH:O	2.53	0.40
3:D:1148:VAL:HG21	3:D:1203:LYS:HA	2.03	0.40
3:D:1264:GLU:HG2	3:D:1266:ARG:HH21	1.86	0.40
3:D:1432:LYS:CG	3:D:1433:SER:N	2.83	0.40
1:K:106:PRO:HB3	9:K:3754:HOH:O	2.20	0.40
1:K:152:PRO:HB3	2:M:832:LYS:NZ	2.36	0.40
1:L:30:ARG:HH11	1:L:30:ARG:HG2	1.86	0.40
2:M:109:LYS:HE2	9:M:2096:HOH:O	2.21	0.40
2:M:163:ILE:HB	2:M:171:TRP:CZ2	2.56	0.40
2:M:200:LEU:HD22	2:M:300:ASP:OD1	2.21	0.40
2:M:212:GLY:HA3	2:M:218:VAL:CG2	2.49	0.40
2:M:642:ARG:HH11	2:M:642:ARG:HG2	1.86	0.40
2:M:693:GLU:HA	2:M:693:GLU:OE1	2.21	0.40

Continued on next page...

Continued from previous page...

Atom-1	Atom-2	Interatomic distance (Å)	Clash overlap (Å)
2:M:1002:GLU:HG3	2:M:1002:GLU:H	1.57	0.40
3:N:8:VAL:HG12	3:N:9:ARG:N	2.37	0.40
3:N:87:ARG:HD2	3:N:88:TYR:HE2	1.86	0.40
3:N:823:LEU:HD23	3:N:823:LEU:N	2.36	0.40
3:N:866:VAL:HG12	3:N:867:ARG:N	2.37	0.40
3:N:1043:GLY:N	9:N:9654:HOH:O	2.53	0.40
3:N:1192:LEU:HD13	3:N:1345:GLU:HB3	2.03	0.40
3:N:1264:GLU:HG2	3:N:1266:ARG:CZ	2.51	0.40
5:P:155:THR:HG22	5:P:156:VAL:N	2.35	0.40
1:A:19:GLU:O	1:A:200:TRP:HA	2.21	0.40
1:B:62:LEU:HG	1:B:163:ASN:CG	2.41	0.40
2:C:34:VAL:HB	2:C:38:LYS:HG3	2.02	0.40
2:C:54:ILE:HG12	2:C:56:GLU:HG2	2.03	0.40
2:C:916:GLU:O	2:C:919:ALA:HB3	2.22	0.40
2:C:1051:GLU:HG2	2:C:1056:LYS:HD2	2.03	0.40
2:C:1069:ALA:HA	9:C:2111:HOH:O	2.21	0.40
3:D:598:ARG:HD3	5:F:320:PRO:HD3	2.03	0.40
3:D:659:LYS:HD3	3:D:659:LYS:C	2.41	0.40
3:D:742:GLY:HA3	9:D:9931:HOH:O	2.22	0.40
3:D:1000:THR:CG2	3:D:1001:GLU:N	2.84	0.40
3:D:1037:GLN:OE1	3:D:1042:ARG:NE	2.53	0.40
3:D:1066:THR:HG22	3:D:1069:GLU:H	1.86	0.40
3:D:1238:MET:CE	3:D:1257:PRO:HG3	2.50	0.40
3:D:1258:ARG:HE	3:D:1351:GLU:HG3	1.86	0.40
5:F:85:LEU:HA	9:F:9492:HOH:O	2.21	0.40
5:F:163:LEU:HB3	5:F:174:LEU:CG	2.50	0.40
5:F:343:ASP:O	5:F:346:THR:HB	2.21	0.40
1:K:23:PHE:HB2	1:K:197:LEU:HD23	2.03	0.40
2:M:126:SER:HB3	2:M:395:LYS:NZ	2.37	0.40
2:M:230:ARG:HA	2:M:231:PRO:HD3	1.80	0.40
2:M:323:ASP:HA	9:M:9868:HOH:O	2.21	0.40
2:M:410:ILE:HD12	2:M:410:ILE:N	2.37	0.40
2:M:520:GLU:HA	2:M:521:PRO:HD3	1.80	0.40
2:M:602:GLU:HB3	9:M:9999:HOH:O	2.21	0.40
2:M:1030:GLN:CB	3:N:626:SER:HB2	2.52	0.40
2:M:1046:ALA:HB3	3:N:1476:THR:HG22	2.02	0.40
3:N:210:ARG:O	3:N:394:LEU:O	2.40	0.40
3:N:562:ALA:HB1	3:N:567:ILE:HD11	2.02	0.40
3:N:867:ARG:NH1	9:N:9942:HOH:O	2.54	0.40
3:N:1133:ARG:HG2	3:N:1134:LEU:N	2.36	0.40
3:N:1161:GLU:HG2	3:N:1164:ARG:HB2	2.02	0.40

Continued on next page...

Continued from previous page...

Atom-1	Atom-2	Interatomic distance (Å)	Clash overlap (Å)
3:N:1166:LEU:HD12	3:N:1171:VAL:CG2	2.50	0.40
5:P:210:LEU:HA	5:P:213:ILE:HD12	2.03	0.40
5:P:215:GLU:OE2	5:P:254:GLN:NE2	2.53	0.40
5:P:408:LEU:HA	5:P:411:HIS:CE1	2.55	0.40
2:C:527:GLU:HB3	9:C:9801:HOH:O	2.21	0.40
2:C:1008:ARG:HH22	2:C:1021:LEU:C	2.25	0.40
2:C:1013:TYR:CZ	2:C:1063:ARG:NE	2.89	0.40
2:C:1016:ILE:CD1	3:D:526:PRO:HG2	2.52	0.40
3:D:3:LYS:CD	3:D:3:LYS:H	2.34	0.40
3:D:52:PRO:HG3	3:D:78:VAL:HG13	2.03	0.40
3:D:169:TYR:HA	3:D:392:SER:CB	2.52	0.40
3:D:396:VAL:HG22	9:D:9613:HOH:O	2.20	0.40
3:D:566:ILE:HG13	5:F:192:LEU:HD11	2.04	0.40
3:D:704:ARG:HB2	3:D:736:PHE:HB3	2.02	0.40
3:D:773:ALA:HB2	3:D:1228:SER:HB3	2.04	0.40
3:D:1362:LYS:HB3	9:D:9652:HOH:O	2.22	0.40
3:D:1423:GLY:O	3:D:1426:LYS:N	2.54	0.40
3:D:1497:GLU:OE1	3:D:1500:LYS:HD2	2.22	0.40
4:E:17:TYR:N	4:E:17:TYR:HD2	2.17	0.40
5:F:194:LEU:CD2	5:F:194:LEU:H	2.34	0.40
1:K:217:ILE:HG13	1:K:217:ILE:H	1.70	0.40
1:L:152:PRO:HG2	3:N:857:ILE:HD12	2.03	0.40
2:M:44:ILE:HA	9:M:2405:HOH:O	2.22	0.40
2:M:285:LEU:HG	2:M:287:GLY:O	2.21	0.40
2:M:728:HIS:HE1	2:M:775:ARG:HH12	1.68	0.40
2:M:979:THR:HG23	2:M:981:GLU:N	2.19	0.40
3:N:172:PRO:HA	3:N:173:PRO:HD3	1.66	0.40
3:N:1280:VAL:HG12	3:N:1281:VAL:H	1.86	0.40
3:N:1320:GLU:HG2	3:N:1339:LYS:NZ	2.36	0.40
3:N:1422:MET:CE	3:N:1427:SER:HA	2.52	0.40
5:P:179:GLU:HG3	9:P:5874:HOH:O	2.21	0.40
5:P:361:LEU:HD12	5:P:408:LEU:HG	2.03	0.40

There are no symmetry-related clashes.

5.3 Torsion angles [i](#)

5.3.1 Protein backbone [i](#)

In the following table, the Percentiles column shows the percent Ramachandran outliers of the chain as a percentile score with respect to all X-ray entries followed by that with respect to entries

of similar resolution.

The Analysed column shows the number of residues for which the backbone conformation was analysed, and the total number of residues.

Mol	Chain	Analysed	Favoured	Allowed	Outliers	Percentiles	
1	A	227/315 (72%)	201 (88%)	21 (9%)	5 (2%)	6	10
1	B	227/315 (72%)	198 (87%)	23 (10%)	6 (3%)	5	8
1	K	227/315 (72%)	200 (88%)	23 (10%)	4 (2%)	8	14
1	L	227/315 (72%)	203 (89%)	20 (9%)	4 (2%)	8	14
2	C	1117/1119 (100%)	907 (81%)	157 (14%)	53 (5%)	2	2
2	M	1117/1119 (100%)	906 (81%)	158 (14%)	53 (5%)	2	2
3	D	1388/1524 (91%)	1108 (80%)	207 (15%)	73 (5%)	2	2
3	N	1388/1524 (91%)	1105 (80%)	208 (15%)	75 (5%)	2	2
4	E	93/99 (94%)	75 (81%)	15 (16%)	3 (3%)	4	5
4	O	93/99 (94%)	75 (81%)	15 (16%)	3 (3%)	4	5
5	F	341/423 (81%)	285 (84%)	38 (11%)	18 (5%)	2	2
5	P	341/423 (81%)	287 (84%)	38 (11%)	16 (5%)	2	2
All	All	6786/7590 (89%)	5550 (82%)	923 (14%)	313 (5%)	2	2

All (313) Ramachandran outliers are listed below:

Mol	Chain	Res	Type
1	A	29	GLU
1	B	29	GLU
1	B	48	ILE
2	C	152	PRO
2	C	178	PRO
2	C	231	PRO
2	C	244	PRO
2	C	262	ALA
2	C	288	ARG
2	C	290	LEU
2	C	422	ARG
2	C	462	ASP
2	C	465	GLY
2	C	548	PRO
2	C	680	ASP
2	C	864	GLY
2	C	908	GLY
2	C	1004	LYS

Continued on next page...

Continued from previous page...

Mol	Chain	Res	Type
3	D	40	GLU
3	D	43	GLY
3	D	55	ASP
3	D	82	LYS
3	D	137	PRO
3	D	208	PRO
3	D	209	ARG
3	D	238	PRO
3	D	246	PRO
3	D	370	ALA
3	D	373	PRO
3	D	381	ALA
3	D	385	VAL
3	D	440	VAL
3	D	504	ASP
3	D	705	ALA
3	D	766	ALA
3	D	832	ARG
3	D	844	ALA
3	D	1028	ALA
3	D	1129	THR
3	D	1208	ASP
3	D	1243	THR
3	D	1441	GLN
4	E	42	PRO
4	E	58	PRO
5	F	147	LEU
5	F	153	PRO
5	F	324	GLU
5	F	341	PRO
5	F	390	PHE
1	K	29	GLU
1	L	29	GLU
2	M	152	PRO
2	M	178	PRO
2	M	231	PRO
2	M	244	PRO
2	M	261	ILE
2	M	262	ALA
2	M	288	ARG
2	M	290	LEU
2	M	422	ARG

Continued on next page...

Continued from previous page...

Mol	Chain	Res	Type
2	M	462	ASP
2	M	465	GLY
2	M	680	ASP
2	M	864	GLY
2	M	908	GLY
3	N	40	GLU
3	N	43	GLY
3	N	55	ASP
3	N	82	LYS
3	N	137	PRO
3	N	208	PRO
3	N	209	ARG
3	N	217	LYS
3	N	238	PRO
3	N	246	PRO
3	N	370	ALA
3	N	373	PRO
3	N	381	ALA
3	N	385	VAL
3	N	440	VAL
3	N	504	ASP
3	N	705	ALA
3	N	766	ALA
3	N	832	ARG
3	N	844	ALA
3	N	1028	ALA
3	N	1125	PRO
3	N	1129	THR
3	N	1208	ASP
3	N	1243	THR
3	N	1441	GLN
4	O	42	PRO
4	O	58	PRO
5	P	147	LEU
5	P	153	PRO
5	P	324	GLU
5	P	390	PHE
1	A	187	GLY
1	B	187	GLY
2	C	18	LEU
2	C	59	LYS
2	C	156	GLY

Continued on next page...

Continued from previous page...

Mol	Chain	Res	Type
2	C	170	PRO
2	C	261	ILE
2	C	363	SER
2	C	369	PRO
2	C	626	ARG
2	C	627	ARG
2	C	1106	ASP
3	D	96	ALA
3	D	98	PRO
3	D	165	LYS
3	D	220	ARG
3	D	231	VAL
3	D	417	PRO
3	D	594	PRO
3	D	609	GLY
3	D	783	ARG
3	D	803	GLY
3	D	822	ALA
3	D	1020	LEU
4	E	53	GLY
5	F	326	ASP
1	K	187	GLY
1	L	187	GLY
2	M	59	LYS
2	M	156	GLY
2	M	363	SER
2	M	369	PRO
2	M	413	LEU
2	M	447	ALA
2	M	548	PRO
2	M	626	ARG
2	M	1106	ASP
3	N	31	THR
3	N	37	LEU
3	N	98	PRO
3	N	165	LYS
3	N	220	ARG
3	N	417	PRO
3	N	594	PRO
3	N	609	GLY
3	N	783	ARG
3	N	803	GLY

Continued on next page...

Continued from previous page...

Mol	Chain	Res	Type
3	N	822	ALA
4	O	53	GLY
5	P	326	ASP
5	P	341	PRO
1	A	106	PRO
1	A	188	GLN
1	B	106	PRO
2	C	74	GLY
2	C	164	PRO
2	C	251	ASP
2	C	273	GLY
2	C	447	ALA
2	C	517	ARG
2	C	727	PRO
2	C	783	ARG
2	C	1007	ALA
3	D	31	THR
3	D	37	LEU
3	D	120	ALA
3	D	170	PRO
3	D	424	GLY
3	D	451	ASP
3	D	1248	GLY
3	D	1286	THR
3	D	1349	VAL
5	F	288	TYR
5	F	420	ASP
1	L	106	PRO
2	M	74	GLY
2	M	164	PRO
2	M	170	PRO
2	M	251	ASP
2	M	423	ALA
2	M	517	ARG
2	M	529	VAL
2	M	627	ARG
2	M	727	PRO
3	N	96	ALA
3	N	120	ALA
3	N	170	PRO
3	N	231	VAL
3	N	424	GLY

Continued on next page...

Continued from previous page...

Mol	Chain	Res	Type
3	N	530	VAL
3	N	1338	ALA
3	N	1349	VAL
3	N	1389	LEU
5	P	232	ARG
5	P	288	TYR
5	P	420	ASP
2	C	180	GLY
2	C	400	PRO
2	C	413	LEU
2	C	781	LYS
2	C	1097	LEU
3	D	46	ASP
3	D	415	VAL
3	D	416	ALA
3	D	509	PRO
3	D	522	PRO
3	D	530	VAL
3	D	1338	ALA
3	D	1385	GLY
3	D	1389	LEU
5	F	232	ARG
5	F	286	PRO
5	F	297	PRO
5	F	329	TYR
5	F	393	THR
1	K	106	PRO
2	M	180	GLY
2	M	223	ASP
2	M	273	GLY
2	M	455	LEU
2	M	781	LYS
2	M	1007	ALA
2	M	1097	LEU
3	N	24	GLY
3	N	415	VAL
3	N	416	ALA
3	N	451	ASP
3	N	509	PRO
3	N	522	PRO
3	N	782	SER
3	N	1019	PRO

Continued on next page...

Continued from previous page...

Mol	Chain	Res	Type
3	N	1064	GLY
3	N	1248	GLY
3	N	1385	GLY
5	P	286	PRO
5	P	297	PRO
1	B	188	GLN
2	C	399	ASN
2	C	529	VAL
2	C	905	ILE
3	D	24	GLY
3	D	161	LEU
3	D	808	THR
3	D	1019	PRO
3	D	1064	GLY
3	D	1213	ARG
3	D	1241	PHE
3	D	1315	ASP
3	D	1379	VAL
5	F	97	GLU
5	F	416	ARG
2	M	18	LEU
3	N	161	LEU
3	N	533	GLY
3	N	808	THR
3	N	1241	PHE
3	N	1286	THR
3	N	1315	ASP
3	N	1341	PRO
5	P	184	ARG
5	P	393	THR
1	B	9	PRO
2	C	79	PRO
2	C	779	GLY
3	D	425	GLY
3	D	782	SER
3	D	1288	GLU
5	F	167	PRO
5	F	293	GLU
2	M	79	PRO
2	M	705	ILE
2	M	779	GLY
2	M	1059	ASP

Continued on next page...

Continued from previous page...

Mol	Chain	Res	Type
3	N	1213	ARG
3	N	1390	LEU
5	P	416	ARG
2	C	424	GLY
3	D	368	VAL
3	D	1306	PRO
1	K	9	PRO
2	M	399	ASN
3	N	368	VAL
3	N	425	GLY
5	P	167	PRO
1	A	9	PRO
2	C	1076	VAL
3	D	1446	VAL
1	L	9	PRO
2	M	646	GLY
3	N	173	PRO
3	N	1306	PRO
3	N	1379	VAL
3	N	1446	VAL
5	P	314	PRO
3	D	136	ASP
2	M	767	PRO
2	M	905	ILE
2	M	1076	VAL
2	C	53	PRO
2	C	835	VAL
3	D	173	PRO
3	D	781	PRO
2	M	17	PRO
2	M	415	PRO
3	N	136	ASP
3	N	169	TYR
3	N	1268	PRO
2	C	17	PRO
2	C	377	PRO
2	C	646	GLY
2	C	767	PRO
3	D	526	PRO
5	F	314	PRO
2	M	377	PRO
2	C	166	PRO

Continued on next page...

Continued from previous page...

Mol	Chain	Res	Type
2	M	166	PRO

5.3.2 Protein sidechains [i](#)

In the following table, the Percentiles column shows the percent sidechain outliers of the chain as a percentile score with respect to all X-ray entries followed by that with respect to entries of similar resolution.

The Analysed column shows the number of residues for which the sidechain conformation was analysed, and the total number of residues.

Mol	Chain	Analysed	Rotameric	Outliers	Percentiles	
1	A	202/273 (74%)	159 (79%)	43 (21%)	1	2
1	B	202/273 (74%)	161 (80%)	41 (20%)	1	2
1	K	202/273 (74%)	158 (78%)	44 (22%)	1	1
1	L	202/273 (74%)	160 (79%)	42 (21%)	1	2
2	C	941/941 (100%)	714 (76%)	227 (24%)	0	1
2	M	941/941 (100%)	738 (78%)	203 (22%)	1	1
3	D	1123/1279 (88%)	868 (77%)	255 (23%)	1	1
3	N	1123/1279 (88%)	871 (78%)	252 (22%)	1	1
4	E	83/87 (95%)	62 (75%)	21 (25%)	0	1
4	O	83/87 (95%)	65 (78%)	18 (22%)	1	1
5	F	295/370 (80%)	233 (79%)	62 (21%)	1	2
5	P	295/370 (80%)	246 (83%)	49 (17%)	2	4
All	All	5692/6446 (88%)	4435 (78%)	1257 (22%)	1	1

All (1257) residues with a non-rotameric sidechain are listed below:

Mol	Chain	Res	Type
1	A	1	MET
1	A	5	LYS
1	A	9	PRO
1	A	12	THR
1	A	15	THR
1	A	16	GLN
1	A	20	TYR
1	A	26	GLU
1	A	44	LEU

Continued on next page...

Continued from previous page...

Mol	Chain	Res	Type
1	A	45	LEU
1	A	47	SER
1	A	66	SER
1	A	73	GLU
1	A	74	ASP
1	A	89	PHE
1	A	96	THR
1	A	101	LEU
1	A	104	GLU
1	A	112	ARG
1	A	115	LEU
1	A	121	GLU
1	A	127	LEU
1	A	133	GLU
1	A	137	ARG
1	A	161	ARG
1	A	163	ASN
1	A	167	VAL
1	A	170	VAL
1	A	184	THR
1	A	186	LEU
1	A	188	GLN
1	A	190	THR
1	A	191	ASP
1	A	196	THR
1	A	197	LEU
1	A	198	ARG
1	A	205	VAL
1	A	206	THR
1	A	208	LEU
1	A	211	LEU
1	A	223	THR
1	A	227	ASN
1	A	229	GLN
1	B	1	MET
1	B	5	LYS
1	B	7	LYS
1	B	9	PRO
1	B	26	GLU
1	B	30	ARG
1	B	41	ARG
1	B	60	ASP

Continued on next page...

Continued from previous page...

Mol	Chain	Res	Type
1	B	65	PHE
1	B	68	ILE
1	B	73	GLU
1	B	77	GLU
1	B	80	LEU
1	B	88	ARG
1	B	89	PHE
1	B	92	PRO
1	B	94	LEU
1	B	95	GLN
1	B	96	THR
1	B	101	LEU
1	B	112	ARG
1	B	121	GLU
1	B	124	ASN
1	B	128	HIS
1	B	133	GLU
1	B	140	MET
1	B	141	GLU
1	B	146	ARG
1	B	159	LYS
1	B	162	ILE
1	B	189	ARG
1	B	190	THR
1	B	193	ASP
1	B	196	THR
1	B	197	LEU
1	B	200	TRP
1	B	206	THR
1	B	208	LEU
1	B	209	GLU
1	B	213	GLN
1	B	224	TYR
2	C	1	MET
2	C	5	ARG
2	C	8	ARG
2	C	10	ARG
2	C	20	GLU
2	C	22	GLN
2	C	26	TYR
2	C	30	LEU
2	C	31	GLN

Continued on next page...

Continued from previous page...

Mol	Chain	Res	Type
2	C	34	VAL
2	C	37	GLU
2	C	41	ASN
2	C	48	PHE
2	C	49	ARG
2	C	81	ASP
2	C	82	GLU
2	C	87	ASP
2	C	95	TYR
2	C	98	LEU
2	C	99	GLN
2	C	100	LEU
2	C	104	ASP
2	C	110	GLU
2	C	114	PHE
2	C	115	LEU
2	C	133	ASP
2	C	135	VAL
2	C	137	VAL
2	C	139	GLN
2	C	140	ILE
2	C	141	HIS
2	C	144	PRO
2	C	149	THR
2	C	150	PRO
2	C	152	PRO
2	C	157	ARG
2	C	158	TYR
2	C	161	SER
2	C	163	ILE
2	C	168	ARG
2	C	170	PRO
2	C	178	PRO
2	C	194	VAL
2	C	196	LEU
2	C	198	ARG
2	C	205	GLU
2	C	221	LEU
2	C	222	MET
2	C	223	ASP
2	C	229	MET
2	C	237	ARG

Continued on next page...

Continued from previous page...

Mol	Chain	Res	Type
2	C	238	LEU
2	C	252	LYS
2	C	254	VAL
2	C	257	VAL
2	C	267	TYR
2	C	268	ASP
2	C	275	TYR
2	C	279	GLU
2	C	285	LEU
2	C	286	SER
2	C	290	LEU
2	C	292	ARG
2	C	297	GLU
2	C	303	PHE
2	C	304	LEU
2	C	308	ARG
2	C	309	TYR
2	C	321	GLU
2	C	323	ASP
2	C	332	ARG
2	C	340	MET
2	C	342	ASP
2	C	343	GLN
2	C	350	ARG
2	C	357	GLU
2	C	359	MET
2	C	360	LEU
2	C	364	GLU
2	C	365	ASP
2	C	367	LEU
2	C	376	ARG
2	C	379	GLU
2	C	383	ARG
2	C	384	GLU
2	C	388	ARG
2	C	392	SER
2	C	393	GLN
2	C	394	PHE
2	C	399	ASN
2	C	400	PRO
2	C	408	ARG
2	C	413	LEU

Continued on next page...

Continued from previous page...

Mol	Chain	Res	Type
2	C	419	THR
2	C	420	ARG
2	C	421	GLU
2	C	422	ARG
2	C	425	PHE
2	C	426	ASP
2	C	432	ARG
2	C	443	THR
2	C	451	LEU
2	C	452	ILE
2	C	453	THR
2	C	460	ARG
2	C	474	VAL
2	C	479	VAL
2	C	482	GLU
2	C	486	MET
2	C	492	ASP
2	C	496	ILE
2	C	502	PRO
2	C	503	LEU
2	C	508	ILE
2	C	517	ARG
2	C	527	GLU
2	C	533	ASP
2	C	537	LYS
2	C	542	VAL
2	C	548	PRO
2	C	554	ASP
2	C	559	LEU
2	C	564	MET
2	C	565	GLN
2	C	584	GLU
2	C	589	ARG
2	C	620	LEU
2	C	621	VAL
2	C	622	GLU
2	C	633	GLN
2	C	640	ARG
2	C	650	ARG
2	C	654	LEU
2	C	655	LEU
2	C	657	ASP

Continued on next page...

Continued from previous page...

Mol	Chain	Res	Type
2	C	663	ASN
2	C	668	LEU
2	C	671	ASN
2	C	672	VAL
2	C	679	PHE
2	C	684	PHE
2	C	686	ASP
2	C	691	SER
2	C	693	GLU
2	C	699	PHE
2	C	714	ASP
2	C	722	ILE
2	C	724	ARG
2	C	725	ASP
2	C	727	PRO
2	C	730	SER
2	C	740	GLU
2	C	744	ARG
2	C	749	VAL
2	C	759	THR
2	C	768	THR
2	C	771	GLU
2	C	773	LEU
2	C	780	GLU
2	C	785	VAL
2	C	791	ARG
2	C	794	PRO
2	C	796	GLU
2	C	799	ILE
2	C	804	VAL
2	C	808	ARG
2	C	820	ARG
2	C	821	GLU
2	C	829	GLN
2	C	834	GLN
2	C	835	VAL
2	C	839	LEU
2	C	841	ASN
2	C	858	MET
2	C	860	HIS
2	C	862	PRO
2	C	863	ASP

Continued on next page...

Continued from previous page...

Mol	Chain	Res	Type
2	C	868	ASP
2	C	870	ILE
2	C	877	PRO
2	C	881	ASN
2	C	882	LEU
2	C	886	LEU
2	C	904	PRO
2	C	905	ILE
2	C	907	ASP
2	C	916	GLU
2	C	923	GLU
2	C	925	TYR
2	C	934	PHE
2	C	939	ARG
2	C	945	ARG
2	C	948	GLU
2	C	950	LEU
2	C	953	VAL
2	C	966	LEU
2	C	976	ASP
2	C	978	ARG
2	C	981	GLU
2	C	984	GLU
2	C	988	VAL
2	C	993	PHE
2	C	995	MET
2	C	1000	MET
2	C	1002	GLU
2	C	1006	HIS
2	C	1008	ARG
2	C	1016	ILE
2	C	1019	GLN
2	C	1021	LEU
2	C	1024	LYS
2	C	1026	GLN
2	C	1052	MET
2	C	1054	THR
2	C	1074	GLU
2	C	1076	VAL
2	C	1082	PRO
2	C	1083	GLU
2	C	1085	PHE

Continued on next page...

Continued from previous page...

Mol	Chain	Res	Type
2	C	1087	VAL
2	C	1092	LEU
2	C	1095	LEU
2	C	1098	ASP
2	C	1103	ASP
2	C	1104	GLU
2	C	1106	ASP
2	C	1109	VAL
3	D	3	LYS
3	D	5	VAL
3	D	6	ARG
3	D	9	ARG
3	D	12	LEU
3	D	14	SER
3	D	16	GLU
3	D	25	GLU
3	D	27	GLU
3	D	29	PRO
3	D	31	THR
3	D	41	ARG
3	D	42	ASP
3	D	47	GLU
3	D	48	ARG
3	D	53	ILE
3	D	55	ASP
3	D	56	TYR
3	D	58	CYS
3	D	62	LYS
3	D	68	PHE
3	D	71	LYS
3	D	76	CYS
3	D	80	VAL
3	D	82	LYS
3	D	85	VAL
3	D	86	ARG
3	D	87	ARG
3	D	95	LEU
3	D	101	HIS
3	D	102	ILE
3	D	112	ILE
3	D	115	LEU
3	D	117	ASP

Continued on next page...

Continued from previous page...

Mol	Chain	Res	Type
3	D	118	LEU
3	D	122	GLU
3	D	127	LEU
3	D	133	ILE
3	D	143	ASN
3	D	145	VAL
3	D	150	ARG
3	D	153	LEU
3	D	155	ASP
3	D	156	GLU
3	D	162	ARG
3	D	166	GLN
3	D	170	PRO
3	D	171	LEU
3	D	185	VAL
3	D	199	LEU
3	D	205	TYR
3	D	206	ARG
3	D	208	PRO
3	D	209	ARG
3	D	389	GLU
3	D	394	LEU
3	D	405	ASP
3	D	411	THR
3	D	413	ASP
3	D	421	LEU
3	D	432	TYR
3	D	444	VAL
3	D	445	ARG
3	D	452	ILE
3	D	455	ARG
3	D	456	MET
3	D	459	GLU
3	D	475	LYS
3	D	481	MET
3	D	483	HIS
3	D	486	ARG
3	D	488	ARG
3	D	502	PHE
3	D	504	ASP
3	D	521	PRO
3	D	528	VAL

Continued on next page...

Continued from previous page...

Mol	Chain	Res	Type
3	D	529	GLN
3	D	535	PHE
3	D	537	THR
3	D	540	LEU
3	D	542	ASP
3	D	554	LEU
3	D	565	ILE
3	D	568	ARG
3	D	569	ASN
3	D	571	LYS
3	D	576	GLU
3	D	584	ASN
3	D	590	PRO
3	D	594	PRO
3	D	613	ARG
3	D	618	LEU
3	D	624	ASP
3	D	629	SER
3	D	636	GLN
3	D	639	LEU
3	D	641	GLN
3	D	651	GLU
3	D	656	PHE
3	D	661	MET
3	D	675	ARG
3	D	676	MET
3	D	682	ASP
3	D	688	TRP
3	D	695	ILE
3	D	702	LEU
3	D	704	ARG
3	D	713	ILE
3	D	716	PHE
3	D	719	VAL
3	D	724	GLN
3	D	734	GLU
3	D	739	ASP
3	D	749	VAL
3	D	754	PHE
3	D	781	PRO
3	D	792	ILE
3	D	793	THR

Continued on next page...

Continued from previous page...

Mol	Chain	Res	Type
3	D	794	GLN
3	D	796	ARG
3	D	797	LYS
3	D	800	LYS
3	D	805	GLU
3	D	810	GLU
3	D	813	LEU
3	D	824	ASN
3	D	828	LYS
3	D	829	VAL
3	D	832	ARG
3	D	839	LEU
3	D	847	ASP
3	D	850	LEU
3	D	851	LEU
3	D	859	ASP
3	D	862	ASP
3	D	863	VAL
3	D	864	VAL
3	D	865	THR
3	D	867	ARG
3	D	879	ARG
3	D	880	ILE
3	D	888	GLU
3	D	891	GLU
3	D	902	LEU
3	D	910	SER
3	D	914	LEU
3	D	916	TYR
3	D	917	GLN
3	D	919	PHE
3	D	922	LEU
3	D	927	THR
3	D	944	THR
3	D	951	ILE
3	D	952	ASP
3	D	957	PRO
3	D	959	GLU
3	D	968	ASP
3	D	972	LEU
3	D	985	ASP
3	D	987	GLU

Continued on next page...

Continued from previous page...

Mol	Chain	Res	Type
3	D	999	THR
3	D	1001	GLU
3	D	1026	SER
3	D	1029	ARG
3	D	1032	PRO
3	D	1041	LEU
3	D	1042	ARG
3	D	1051	GLU
3	D	1058	ARG
3	D	1060	SER
3	D	1062	ARG
3	D	1065	LEU
3	D	1068	LEU
3	D	1087	ARG
3	D	1095	THR
3	D	1096	ARG
3	D	1109	GLU
3	D	1112	CYS
3	D	1116	ASN
3	D	1127	GLU
3	D	1135	ARG
3	D	1139	ASP
3	D	1144	LEU
3	D	1151	ARG
3	D	1160	LEU
3	D	1161	GLU
3	D	1164	ARG
3	D	1166	LEU
3	D	1167	SER
3	D	1173	LEU
3	D	1176	LYS
3	D	1195	GLN
3	D	1207	TYR
3	D	1209	LEU
3	D	1211	MET
3	D	1215	VAL
3	D	1223	ILE
3	D	1227	GLN
3	D	1231	GLU
3	D	1238	MET
3	D	1242	HIS
3	D	1243	THR

Continued on next page...

Continued from previous page...

Mol	Chain	Res	Type
3	D	1251	ASP
3	D	1258	ARG
3	D	1260	ILE
3	D	1264	GLU
3	D	1267	ARG
3	D	1269	LYS
3	D	1274	ILE
3	D	1276	GLU
3	D	1285	GLU
3	D	1288	GLU
3	D	1290	LEU
3	D	1299	PHE
3	D	1305	LEU
3	D	1307	LYS
3	D	1314	LYS
3	D	1317	ASP
3	D	1318	TYR
3	D	1331	ASP
3	D	1337	GLU
3	D	1344	VAL
3	D	1345	GLU
3	D	1346	ARG
3	D	1348	LEU
3	D	1353	GLN
3	D	1359	GLN
3	D	1363	LEU
3	D	1365	ASP
3	D	1368	ILE
3	D	1376	MET
3	D	1378	TYR
3	D	1382	THR
3	D	1387	SER
3	D	1388	ARG
3	D	1389	LEU
3	D	1401	GLU
3	D	1403	LEU
3	D	1406	ARG
3	D	1415	VAL
3	D	1420	LEU
3	D	1421	LEU
3	D	1424	VAL
3	D	1432	LYS

Continued on next page...

Continued from previous page...

Mol	Chain	Res	Type
3	D	1435	LEU
3	D	1440	PHE
3	D	1447	LEU
3	D	1460	ILE
3	D	1463	LYS
3	D	1465	ASN
3	D	1479	ASP
3	D	1485	GLN
3	D	1488	ASP
3	D	1496	GLU
3	D	1501	GLU
4	E	14	ASP
4	E	20	THR
4	E	28	GLN
4	E	29	GLN
4	E	30	LEU
4	E	31	LEU
4	E	32	ARG
4	E	33	HIS
4	E	40	LEU
4	E	42	PRO
4	E	43	GLU
4	E	45	ARG
4	E	56	ASP
4	E	57	ASP
4	E	59	ASN
4	E	61	GLU
4	E	66	LYS
4	E	67	GLU
4	E	81	PRO
4	E	84	ARG
4	E	87	LYS
5	F	80	PRO
5	F	83	GLN
5	F	84	TYR
5	F	86	HIS
5	F	90	GLN
5	F	91	VAL
5	F	101	GLU
5	F	111	GLU
5	F	125	ASP
5	F	126	LEU

Continued on next page...

Continued from previous page...

Mol	Chain	Res	Type
5	F	127	ILE
5	F	135	ILE
5	F	136	LEU
5	F	142	ARG
5	F	145	PRO
5	F	149	GLU
5	F	154	LYS
5	F	164	LYS
5	F	170	HIS
5	F	174	LEU
5	F	184	ARG
5	F	187	LEU
5	F	207	LEU
5	F	208	SER
5	F	209	PHE
5	F	218	GLN
5	F	233	PHE
5	F	234	LYS
5	F	240	THR
5	F	244	ARG
5	F	245	GLN
5	F	256	ARG
5	F	261	PRO
5	F	264	MET
5	F	280	GLN
5	F	282	LEU
5	F	290	GLU
5	F	295	MET
5	F	297	PRO
5	F	302	LYS
5	F	310	ILE
5	F	313	GLU
5	F	328	PHE
5	F	329	TYR
5	F	331	ASP
5	F	340	SER
5	F	341	PRO
5	F	347	GLN
5	F	349	LEU
5	F	355	GLU
5	F	363	GLU
5	F	365	GLU

Continued on next page...

Continued from previous page...

Mol	Chain	Res	Type
5	F	370	LYS
5	F	393	THR
5	F	396	ARG
5	F	399	GLN
5	F	403	LYS
5	F	406	ARG
5	F	408	LEU
5	F	410	TYR
5	F	414	ARG
5	F	420	ASP
1	K	5	LYS
1	K	9	PRO
1	K	12	THR
1	K	18	ARG
1	K	26	GLU
1	K	29	GLU
1	K	44	LEU
1	K	60	ASP
1	K	62	LEU
1	K	67	THR
1	K	73	GLU
1	K	84	GLU
1	K	88	ARG
1	K	89	PHE
1	K	90	LEU
1	K	92	PRO
1	K	94	LEU
1	K	101	LEU
1	K	112	ARG
1	K	115	LEU
1	K	121	GLU
1	K	127	LEU
1	K	134	GLU
1	K	142	VAL
1	K	145	ASP
1	K	146	ARG
1	K	156	HIS
1	K	165	ILE
1	K	167	VAL
1	K	176	ARG
1	K	179	PHE
1	K	180	GLN

Continued on next page...

Continued from previous page...

Mol	Chain	Res	Type
1	K	183	ASP
1	K	184	THR
1	K	186	LEU
1	K	196	THR
1	K	197	LEU
1	K	198	ARG
1	K	206	THR
1	K	211	LEU
1	K	216	GLU
1	K	219	ARG
1	K	223	THR
1	K	227	ASN
1	L	1	MET
1	L	2	LEU
1	L	4	SER
1	L	5	LYS
1	L	7	LYS
1	L	26	GLU
1	L	29	GLU
1	L	38	ASN
1	L	41	ARG
1	L	47	SER
1	L	55	SER
1	L	62	LEU
1	L	73	GLU
1	L	77	GLU
1	L	80	LEU
1	L	88	ARG
1	L	89	PHE
1	L	94	LEU
1	L	95	GLN
1	L	101	LEU
1	L	108	GLU
1	L	112	ARG
1	L	113	ASP
1	L	121	GLU
1	L	123	MET
1	L	126	ASP
1	L	138	LEU
1	L	141	GLU
1	L	159	LYS
1	L	160	ASP

Continued on next page...

Continued from previous page...

Mol	Chain	Res	Type
1	L	167	VAL
1	L	177	VAL
1	L	182	GLU
1	L	190	THR
1	L	191	ASP
1	L	201	THR
1	L	204	SER
1	L	206	THR
1	L	208	LEU
1	L	213	GLN
1	L	220	GLU
1	L	221	HIS
2	M	5	ARG
2	M	10	ARG
2	M	22	GLN
2	M	26	TYR
2	M	30	LEU
2	M	31	GLN
2	M	33	ASP
2	M	34	VAL
2	M	48	PHE
2	M	49	ARG
2	M	51	THR
2	M	71	TYR
2	M	79	PRO
2	M	86	LYS
2	M	91	GLN
2	M	95	TYR
2	M	98	LEU
2	M	99	GLN
2	M	100	LEU
2	M	102	HIS
2	M	104	ASP
2	M	105	THR
2	M	107	LEU
2	M	108	ILE
2	M	110	GLU
2	M	114	PHE
2	M	115	LEU
2	M	133	ASP
2	M	134	ARG
2	M	141	HIS

Continued on next page...

Continued from previous page...

Mol	Chain	Res	Type
2	M	143	SER
2	M	149	THR
2	M	152	PRO
2	M	157	ARG
2	M	158	TYR
2	M	163	ILE
2	M	167	LYS
2	M	168	ARG
2	M	178	PRO
2	M	182	VAL
2	M	184	MET
2	M	187	ASN
2	M	189	ARG
2	M	198	ARG
2	M	209	ARG
2	M	216	GLU
2	M	218	VAL
2	M	221	LEU
2	M	222	MET
2	M	229	MET
2	M	230	ARG
2	M	237	ARG
2	M	239	PHE
2	M	243	ARG
2	M	252	LYS
2	M	254	VAL
2	M	260	LEU
2	M	267	TYR
2	M	276	LYS
2	M	279	GLU
2	M	285	LEU
2	M	290	LEU
2	M	293	PHE
2	M	295	ASP
2	M	297	GLU
2	M	303	PHE
2	M	304	LEU
2	M	309	TYR
2	M	321	GLU
2	M	322	VAL
2	M	328	LEU
2	M	345	ARG

Continued on next page...

Continued from previous page...

Mol	Chain	Res	Type
2	M	348	LEU
2	M	359	MET
2	M	360	LEU
2	M	365	ASP
2	M	367	LEU
2	M	371	LYS
2	M	374	ASN
2	M	384	GLU
2	M	393	GLN
2	M	397	GLU
2	M	413	LEU
2	M	415	PRO
2	M	420	ARG
2	M	421	GLU
2	M	422	ARG
2	M	425	PHE
2	M	426	ASP
2	M	435	TYR
2	M	443	THR
2	M	451	LEU
2	M	455	LEU
2	M	460	ARG
2	M	468	ARG
2	M	469	THR
2	M	474	VAL
2	M	479	VAL
2	M	482	GLU
2	M	496	ILE
2	M	500	ASN
2	M	503	LEU
2	M	507	ARG
2	M	524	VAL
2	M	538	GLN
2	M	540	PHE
2	M	542	VAL
2	M	545	ASN
2	M	563	ASN
2	M	564	MET
2	M	571	LEU
2	M	583	LEU
2	M	584	GLU
2	M	586	ARG

Continued on next page...

Continued from previous page...

Mol	Chain	Res	Type
2	M	589	ARG
2	M	590	ASP
2	M	591	SER
2	M	599	GLU
2	M	605	LYS
2	M	607	ASP
2	M	620	LEU
2	M	626	ARG
2	M	627	ARG
2	M	630	ARG
2	M	633	GLN
2	M	635	THR
2	M	637	LEU
2	M	645	VAL
2	M	653	ASP
2	M	654	LEU
2	M	657	ASP
2	M	663	ASN
2	M	668	LEU
2	M	672	VAL
2	M	679	PHE
2	M	684	PHE
2	M	689	VAL
2	M	697	ARG
2	M	699	PHE
2	M	713	ARG
2	M	717	LEU
2	M	727	PRO
2	M	729	LEU
2	M	730	SER
2	M	735	ARG
2	M	737	LEU
2	M	739	GLU
2	M	749	VAL
2	M	750	LYS
2	M	755	LEU
2	M	762	LYS
2	M	772	ARG
2	M	775	ARG
2	M	780	GLU
2	M	785	VAL
2	M	799	ILE

Continued on next page...

Continued from previous page...

Mol	Chain	Res	Type
2	M	802	ARG
2	M	807	ARG
2	M	808	ARG
2	M	821	GLU
2	M	825	VAL
2	M	834	GLN
2	M	835	VAL
2	M	839	LEU
2	M	841	ASN
2	M	853	LEU
2	M	862	PRO
2	M	863	ASP
2	M	881	ASN
2	M	886	LEU
2	M	897	LEU
2	M	910	LYS
2	M	911	GLU
2	M	925	TYR
2	M	937	ASP
2	M	950	LEU
2	M	958	THR
2	M	966	LEU
2	M	981	GLU
2	M	984	GLU
2	M	988	VAL
2	M	999	HIS
2	M	1000	MET
2	M	1002	GLU
2	M	1003	ASP
2	M	1008	ARG
2	M	1009	SER
2	M	1016	ILE
2	M	1035	MET
2	M	1058	ASP
2	M	1060	ILE
2	M	1074	GLU
2	M	1076	VAL
2	M	1079	PRO
2	M	1087	VAL
2	M	1092	LEU
2	M	1095	LEU
2	M	1097	LEU

Continued on next page...

Continued from previous page...

Mol	Chain	Res	Type
2	M	1098	ASP
2	M	1100	GLN
2	M	1103	ASP
2	M	1117	SER
2	M	1118	LYS
3	N	3	LYS
3	N	6	ARG
3	N	12	LEU
3	N	15	PRO
3	N	20	SER
3	N	27	GLU
3	N	32	ILE
3	N	34	TYR
3	N	35	ARG
3	N	41	ARG
3	N	52	PRO
3	N	53	ILE
3	N	55	ASP
3	N	56	TYR
3	N	65	ARG
3	N	66	GLN
3	N	71	LYS
3	N	76	CYS
3	N	80	VAL
3	N	82	LYS
3	N	85	VAL
3	N	87	ARG
3	N	102	ILE
3	N	103	TRP
3	N	106	LYS
3	N	108	VAL
3	N	112	ILE
3	N	117	ASP
3	N	123	LEU
3	N	128	TYR
3	N	130	SER
3	N	133	ILE
3	N	142	LEU
3	N	145	VAL
3	N	153	LEU
3	N	155	ASP
3	N	160	GLU

Continued on next page...

Continued from previous page...

Mol	Chain	Res	Type
3	N	161	LEU
3	N	162	ARG
3	N	166	GLN
3	N	169	TYR
3	N	170	PRO
3	N	171	LEU
3	N	185	VAL
3	N	190	GLU
3	N	199	LEU
3	N	205	TYR
3	N	206	ARG
3	N	208	PRO
3	N	210	ARG
3	N	389	GLU
3	N	395	VAL
3	N	413	ASP
3	N	414	ARG
3	N	419	ASP
3	N	421	LEU
3	N	430	ASP
3	N	432	TYR
3	N	442	ASN
3	N	445	ARG
3	N	450	TYR
3	N	455	ARG
3	N	456	MET
3	N	459	GLU
3	N	463	GLN
3	N	465	LEU
3	N	475	LYS
3	N	481	MET
3	N	483	HIS
3	N	486	ARG
3	N	488	ARG
3	N	493	ARG
3	N	502	PHE
3	N	503	LEU
3	N	505	SER
3	N	509	PRO
3	N	511	TRP
3	N	521	PRO
3	N	530	VAL

Continued on next page...

Continued from previous page...

Mol	Chain	Res	Type
3	N	554	LEU
3	N	576	GLU
3	N	581	LEU
3	N	584	ASN
3	N	592	THR
3	N	594	PRO
3	N	601	ARG
3	N	602	SER
3	N	616	GLN
3	N	617	ASN
3	N	629	SER
3	N	641	GLN
3	N	651	GLU
3	N	652	LEU
3	N	666	ILE
3	N	674	ARG
3	N	676	MET
3	N	677	LEU
3	N	681	ARG
3	N	688	TRP
3	N	692	GLU
3	N	695	ILE
3	N	701	LEU
3	N	704	ARG
3	N	709	HIS
3	N	710	ARG
3	N	716	PHE
3	N	721	VAL
3	N	736	PHE
3	N	739	ASP
3	N	754	PHE
3	N	758	GLU
3	N	768	ASN
3	N	770	LEU
3	N	778	LEU
3	N	783	ARG
3	N	786	ILE
3	N	792	ILE
3	N	794	GLN
3	N	796	ARG
3	N	797	LYS
3	N	799	LYS

Continued on next page...

Continued from previous page...

Mol	Chain	Res	Type
3	N	800	LYS
3	N	805	GLU
3	N	823	LEU
3	N	828	LYS
3	N	836	VAL
3	N	847	ASP
3	N	863	VAL
3	N	865	THR
3	N	868	TYR
3	N	869	MET
3	N	876	SER
3	N	879	ARG
3	N	880	ILE
3	N	888	GLU
3	N	890	VAL
3	N	891	GLU
3	N	892	ASP
3	N	897	TRP
3	N	899	LEU
3	N	907	GLU
3	N	914	LEU
3	N	942	SER
3	N	951	ILE
3	N	959	GLU
3	N	971	LEU
3	N	972	LEU
3	N	984	THR
3	N	990	ASP
3	N	991	GLN
3	N	994	GLN
3	N	999	THR
3	N	1020	LEU
3	N	1033	GLN
3	N	1034	GLN
3	N	1035	ILE
3	N	1039	CYS
3	N	1045	MET
3	N	1051	GLU
3	N	1052	THR
3	N	1058	ARG
3	N	1060	SER
3	N	1062	ARG

Continued on next page...

Continued from previous page...

Mol	Chain	Res	Type
3	N	1063	GLU
3	N	1065	LEU
3	N	1068	LEU
3	N	1083	ASP
3	N	1084	THR
3	N	1087	ARG
3	N	1090	ASP
3	N	1095	THR
3	N	1096	ARG
3	N	1101	VAL
3	N	1109	GLU
3	N	1111	ASP
3	N	1112	CYS
3	N	1115	THR
3	N	1127	GLU
3	N	1129	THR
3	N	1130	ARG
3	N	1136	LYS
3	N	1141	GLU
3	N	1144	LEU
3	N	1151	ARG
3	N	1164	ARG
3	N	1166	LEU
3	N	1183	ILE
3	N	1195	GLN
3	N	1207	TYR
3	N	1208	ASP
3	N	1213	ARG
3	N	1216	SER
3	N	1217	ILE
3	N	1231	GLU
3	N	1238	MET
3	N	1243	THR
3	N	1252	ILE
3	N	1259	VAL
3	N	1262	LEU
3	N	1264	GLU
3	N	1267	ARG
3	N	1269	LYS
3	N	1285	GLU
3	N	1286	THR
3	N	1295	GLU

Continued on next page...

Continued from previous page...

Mol	Chain	Res	Type
3	N	1297	GLU
3	N	1299	PHE
3	N	1301	LYS
3	N	1306	PRO
3	N	1307	LYS
3	N	1308	GLU
3	N	1311	LEU
3	N	1312	LEU
3	N	1314	LYS
3	N	1317	ASP
3	N	1318	TYR
3	N	1331	ASP
3	N	1332	PRO
3	N	1337	GLU
3	N	1344	VAL
3	N	1346	ARG
3	N	1353	GLN
3	N	1355	VAL
3	N	1363	LEU
3	N	1372	VAL
3	N	1382	THR
3	N	1387	SER
3	N	1389	LEU
3	N	1391	GLU
3	N	1395	LEU
3	N	1399	ASP
3	N	1401	GLU
3	N	1403	LEU
3	N	1418	LYS
3	N	1419	PRO
3	N	1420	LEU
3	N	1424	VAL
3	N	1431	THR
3	N	1432	LYS
3	N	1433	SER
3	N	1435	LEU
3	N	1439	SER
3	N	1440	PHE
3	N	1441	GLN
3	N	1447	LEU
3	N	1465	ASN
3	N	1466	VAL

Continued on next page...

Continued from previous page...

Mol	Chain	Res	Type
3	N	1476	THR
3	N	1478	SER
3	N	1483	PHE
3	N	1485	GLN
3	N	1488	ASP
4	O	12	MET
4	O	14	ASP
4	O	15	SER
4	O	32	ARG
4	O	41	GLU
4	O	42	PRO
4	O	45	ARG
4	O	51	LEU
4	O	54	LEU
4	O	57	ASP
4	O	59	ASN
4	O	61	GLU
4	O	66	LYS
4	O	70	THR
4	O	72	ARG
4	O	84	ARG
4	O	85	LEU
4	O	86	GLN
5	P	83	GLN
5	P	84	TYR
5	P	86	HIS
5	P	87	GLU
5	P	91	VAL
5	P	96	LEU
5	P	101	GLU
5	P	108	GLU
5	P	125	ASP
5	P	132	ARG
5	P	135	ILE
5	P	136	LEU
5	P	142	ARG
5	P	150	THR
5	P	164	LYS
5	P	174	LEU
5	P	186	HIS
5	P	187	LEU
5	P	209	PHE

Continued on next page...

Continued from previous page...

Mol	Chain	Res	Type
5	P	211	ASP
5	P	212	LEU
5	P	214	GLN
5	P	220	LEU
5	P	225	GLU
5	P	231	ARG
5	P	234	LYS
5	P	240	THR
5	P	277	GLN
5	P	285	GLU
5	P	289	GLU
5	P	295	MET
5	P	302	LYS
5	P	319	THR
5	P	327	SER
5	P	328	PHE
5	P	337	HIS
5	P	341	PRO
5	P	347	GLN
5	P	350	LEU
5	P	353	GLU
5	P	363	GLU
5	P	365	GLU
5	P	370	LYS
5	P	393	THR
5	P	399	GLN
5	P	403	LYS
5	P	410	TYR
5	P	419	ARG
5	P	420	ASP

Sometimes sidechains can be flipped to improve hydrogen bonding and reduce clashes. All (169) such sidechains are listed below:

Mol	Chain	Res	Type
1	A	81	ASN
1	A	156	HIS
1	A	163	ASN
1	A	180	GLN
1	A	188	GLN
1	A	227	ASN
1	A	229	GLN
1	B	16	GLN

Continued on next page...

Continued from previous page...

Mol	Chain	Res	Type
1	B	38	ASN
1	B	81	ASN
1	B	95	GLN
1	B	124	ASN
1	B	163	ASN
1	B	212	ASN
1	B	213	GLN
1	B	227	ASN
2	C	22	GLN
2	C	31	GLN
2	C	41	ASN
2	C	117	HIS
2	C	320	HIS
2	C	399	ASN
2	C	448	ASN
2	C	498	GLN
2	C	543	ASN
2	C	552	HIS
2	C	563	ASN
2	C	565	GLN
2	C	632	ASN
2	C	663	ASN
2	C	670	GLN
2	C	834	GLN
2	C	841	ASN
2	C	845	ASN
2	C	881	ASN
2	C	884	GLN
2	C	889	HIS
2	C	899	GLN
2	C	969	GLN
2	C	999	HIS
2	C	1019	GLN
2	C	1047	HIS
2	C	1107	ASN
3	D	143	ASN
3	D	151	GLN
3	D	463	GLN
3	D	549	ASN
3	D	560	GLN
3	D	584	ASN
3	D	703	ASN

Continued on next page...

Continued from previous page...

Mol	Chain	Res	Type
3	D	724	GLN
3	D	756	GLN
3	D	768	ASN
3	D	824	ASN
3	D	917	GLN
3	D	976	GLN
3	D	994	GLN
3	D	1025	GLN
3	D	1033	GLN
3	D	1075	HIS
3	D	1103	HIS
3	D	1116	ASN
3	D	1124	GLN
3	D	1184	GLN
3	D	1202	GLN
3	D	1323	GLN
3	D	1333	HIS
3	D	1353	GLN
3	D	1359	GLN
3	D	1374	GLN
3	D	1465	ASN
4	E	37	ASN
4	E	86	GLN
5	F	83	GLN
5	F	90	GLN
5	F	185	GLN
5	F	218	GLN
5	F	312	GLN
5	F	337	HIS
5	F	402	ASN
1	K	38	ASN
1	K	156	HIS
1	K	180	GLN
1	K	213	GLN
1	K	227	ASN
1	K	229	GLN
1	L	38	ASN
1	L	95	GLN
1	L	128	HIS
1	L	212	ASN
1	L	229	GLN
2	M	22	GLN

Continued on next page...

Continued from previous page...

Mol	Chain	Res	Type
2	M	31	GLN
2	M	99	GLN
2	M	117	HIS
2	M	139	GLN
2	M	343	GLN
2	M	374	ASN
2	M	390	GLN
2	M	431	HIS
2	M	434	HIS
2	M	448	ASN
2	M	506	ASN
2	M	563	ASN
2	M	575	GLN
2	M	609	ASN
2	M	632	ASN
2	M	639	GLN
2	M	663	ASN
2	M	671	ASN
2	M	834	GLN
2	M	841	ASN
2	M	881	ASN
2	M	889	HIS
2	M	899	GLN
2	M	920	GLN
2	M	969	GLN
2	M	1018	GLN
2	M	1019	GLN
3	N	101	HIS
3	N	462	GLN
3	N	463	GLN
3	N	507	ASN
3	N	549	ASN
3	N	552	ASN
3	N	569	ASN
3	N	703	ASN
3	N	717	GLN
3	N	727	GLN
3	N	737	ASN
3	N	748	HIS
3	N	756	GLN
3	N	768	ASN
3	N	794	GLN

Continued on next page...

Continued from previous page...

Mol	Chain	Res	Type
3	N	855	HIS
3	N	906	GLN
3	N	917	GLN
3	N	976	GLN
3	N	994	GLN
3	N	1033	GLN
3	N	1103	HIS
3	N	1116	ASN
3	N	1202	GLN
3	N	1242	HIS
3	N	1323	GLN
3	N	1334	GLN
3	N	1353	GLN
3	N	1359	GLN
3	N	1393	GLN
3	N	1404	ASN
3	N	1441	GLN
3	N	1465	ASN
3	N	1485	GLN
4	O	28	GLN
4	O	29	GLN
4	O	59	ASN
4	O	86	GLN
5	P	83	GLN
5	P	90	GLN
5	P	161	GLN
5	P	185	GLN
5	P	191	ASN
5	P	245	GLN
5	P	269	ASN
5	P	279	GLN
5	P	312	GLN
5	P	337	HIS
5	P	399	GLN
5	P	402	ASN

5.3.3 RNA ⓘ

There are no RNA molecules in this entry.

5.4 Non-standard residues in protein, DNA, RNA chains [i](#)

There are no non-standard protein/DNA/RNA residues in this entry.

5.5 Carbohydrates [i](#)

There are no monosaccharides in this entry.

5.6 Ligand geometry [i](#)

Of 493 ligands modelled in this entry, 491 are monoatomic - leaving 2 for Mogul analysis.

In the following table, the Counts columns list the number of bonds (or angles) for which Mogul statistics could be retrieved, the number of bonds (or angles) that are observed in the model and the number of bonds (or angles) that are defined in the Chemical Component Dictionary. The Link column lists molecule types, if any, to which the group is linked. The Z score for a bond length (or angle) is the number of standard deviations the observed value is removed from the expected value. A bond length (or angle) with $|Z| > 2$ is considered an outlier worth inspection. RMSZ is the root-mean-square of all Z scores of the bond lengths (or angles).

Mol	Type	Chain	Res	Link	Bond lengths			Bond angles		
					Counts	RMSZ	# Z > 2	Counts	RMSZ	# Z > 2
7	RPT	M	8002	-	68,68,68	2.52	22 (32%)	101,101,101	1.22	9 (8%)
7	RPT	C	8001	-	68,68,68	2.45	22 (32%)	101,101,101	1.23	11 (10%)

In the following table, the Chirals column lists the number of chiral outliers, the number of chiral centers analysed, the number of these observed in the model and the number defined in the Chemical Component Dictionary. Similar counts are reported in the Torsion and Rings columns. '-' means no outliers of that kind were identified.

Mol	Type	Chain	Res	Link	Chirals	Torsions	Rings
7	RPT	M	8002	-	-	20/64/96/96	0/6/6/6
7	RPT	C	8001	-	-	12/64/96/96	0/6/6/6

All (44) bond length outliers are listed below:

Mol	Chain	Res	Type	Atoms	Z	Observed(Å)	Ideal(Å)
7	M	8002	RPT	C39-N4	6.55	1.59	1.47
7	M	8002	RPT	C42-N4	6.42	1.59	1.47
7	C	8001	RPT	O6-C27	6.22	1.58	1.43
7	C	8001	RPT	O5-C29	6.12	1.55	1.39
7	M	8002	RPT	O5-C29	5.98	1.54	1.39
7	M	8002	RPT	C2-C1	5.49	1.52	1.38

Continued on next page...

Continued from previous page...

Mol	Chain	Res	Type	Atoms	Z	Observed(Å)	Ideal(Å)
7	C	8001	RPT	C42-N4	5.20	1.57	1.47
7	C	8001	RPT	C39-N4	5.07	1.57	1.47
7	M	8002	RPT	O6-C27	4.95	1.55	1.43
7	M	8002	RPT	C8-C9	4.80	1.58	1.43
7	M	8002	RPT	C5-C10	4.79	1.53	1.43
7	C	8001	RPT	C10-C9	4.77	1.54	1.42
7	C	8001	RPT	C8-C9	4.76	1.57	1.43
7	C	8001	RPT	C2-C1	4.75	1.50	1.38
7	C	8001	RPT	C5-C10	4.72	1.53	1.43
7	M	8002	RPT	C10-C9	4.47	1.54	1.42
7	C	8001	RPT	C3-C4	4.44	1.48	1.40
7	M	8002	RPT	C38-N4	4.26	1.60	1.48
7	M	8002	RPT	C40-N3	3.79	1.54	1.46
7	M	8002	RPT	C3-C2	3.64	1.48	1.41
7	C	8001	RPT	O4-C11	3.55	1.27	1.21
7	M	8002	RPT	O5-C12	3.54	1.58	1.42
7	C	8001	RPT	C24-C25	3.52	1.63	1.54
7	M	8002	RPT	C3-C4	3.51	1.46	1.40
7	C	8001	RPT	O5-C12	3.39	1.57	1.42
7	M	8002	RPT	C24-C25	3.38	1.62	1.54
7	C	8001	RPT	C40-N3	3.21	1.52	1.46
7	M	8002	RPT	C8-C7	3.04	1.53	1.39
7	M	8002	RPT	O4-C11	2.97	1.26	1.21
7	C	8001	RPT	C8-C7	2.94	1.52	1.39
7	M	8002	RPT	C1-C9	2.78	1.51	1.43
7	C	8001	RPT	C3-C2	2.75	1.46	1.41
7	C	8001	RPT	C1-C9	2.71	1.51	1.43
7	M	8002	RPT	C27-C28	2.66	1.59	1.50
7	C	8001	RPT	O7-C25	2.60	1.48	1.44
7	C	8001	RPT	C3-C43	2.58	1.51	1.46
7	C	8001	RPT	C27-C28	2.57	1.59	1.50
7	C	8001	RPT	C38-N4	2.53	1.55	1.48
7	C	8001	RPT	C41-N3	2.45	1.51	1.46
7	M	8002	RPT	C3-C43	2.45	1.51	1.46
7	M	8002	RPT	C41-N3	2.42	1.51	1.46
7	C	8001	RPT	C45-C38	2.39	1.59	1.53
7	M	8002	RPT	O2-C8	-2.25	1.28	1.35
7	M	8002	RPT	C32-C22	2.23	1.58	1.53

All (20) bond angle outliers are listed below:

Continued on next page...

Continued from previous page...

Mol	Chain	Res	Type	Atoms	Z	Observed(°)	Ideal(°)
7	M	8002	RPT	C24-C23-C22	3.73	121.68	115.43
7	C	8001	RPT	C24-C23-C22	3.28	120.92	115.43
7	M	8002	RPT	C20-C21-C22	3.25	121.58	114.96
7	C	8001	RPT	C25-O7-C35	3.23	122.72	117.72
7	C	8001	RPT	C2-N1-C15	3.10	134.26	124.11
7	C	8001	RPT	C20-C21-C22	3.04	121.16	114.96
7	M	8002	RPT	C34-C26-C25	-3.03	105.97	111.40
7	M	8002	RPT	C31-C20-C19	-2.88	103.02	109.99
7	M	8002	RPT	C2-N1-C15	2.73	133.05	124.11
7	C	8001	RPT	C31-C20-C19	-2.71	103.44	109.99
7	C	8001	RPT	C3-C2-N1	-2.65	114.84	119.25
7	M	8002	RPT	C25-O7-C35	2.64	121.81	117.72
7	C	8001	RPT	C26-C27-C28	2.48	117.54	112.13
7	C	8001	RPT	C34-C26-C25	-2.35	107.18	111.40
7	M	8002	RPT	C32-C22-C23	-2.18	106.97	111.39
7	C	8001	RPT	C12-O5-C29	2.18	123.22	117.84
7	M	8002	RPT	C31-C20-C21	2.17	115.85	111.31
7	C	8001	RPT	C31-C20-C21	2.04	115.59	111.31
7	M	8002	RPT	C3-C2-N1	-2.03	115.88	119.25
7	C	8001	RPT	C3-C43-N2	2.01	124.47	121.54

There are no chirality outliers.

All (32) torsion outliers are listed below:

Mol	Chain	Res	Type	Atoms
7	C	8001	RPT	C26-C27-C28-C29
7	C	8001	RPT	C26-C27-O6-C37
7	C	8001	RPT	C28-C27-O6-C37
7	M	8002	RPT	C28-C27-O6-C37
7	M	8002	RPT	C44-C38-N4-C39
7	M	8002	RPT	C45-C38-N4-C39
7	M	8002	RPT	C45-C38-N4-C42
7	M	8002	RPT	C3-C2-N1-C15
7	M	8002	RPT	C16-C17-C18-C19
7	C	8001	RPT	C3-C2-N1-C15
7	C	8001	RPT	C16-C17-C18-C19
7	C	8001	RPT	C18-C19-C20-C31
7	C	8001	RPT	C19-C20-C21-C22
7	M	8002	RPT	C19-C20-C21-C22
7	M	8002	RPT	C31-C20-C21-C22

Continued on next page...

Continued from previous page...

Mol	Chain	Res	Type	Atoms
7	C	8001	RPT	C43-N2-N3-C40
7	C	8001	RPT	C43-N2-N3-C41
7	M	8002	RPT	C43-N2-N3-C40
7	M	8002	RPT	C43-N2-N3-C41
7	C	8001	RPT	O6-C27-C28-C29
7	M	8002	RPT	C33-C24-C25-C26
7	M	8002	RPT	C18-C19-C20-C21
7	M	8002	RPT	C23-C24-C25-C26
7	M	8002	RPT	C26-C27-C28-C29
7	M	8002	RPT	O6-C27-C28-C29
7	M	8002	RPT	C18-C19-C20-C31
7	M	8002	RPT	C31-C20-C21-O10
7	M	8002	RPT	C44-C38-N4-C42
7	C	8001	RPT	C23-C24-C25-C26
7	C	8001	RPT	C28-C29-O5-C12
7	M	8002	RPT	C28-C29-O5-C12
7	M	8002	RPT	C33-C24-C25-O7

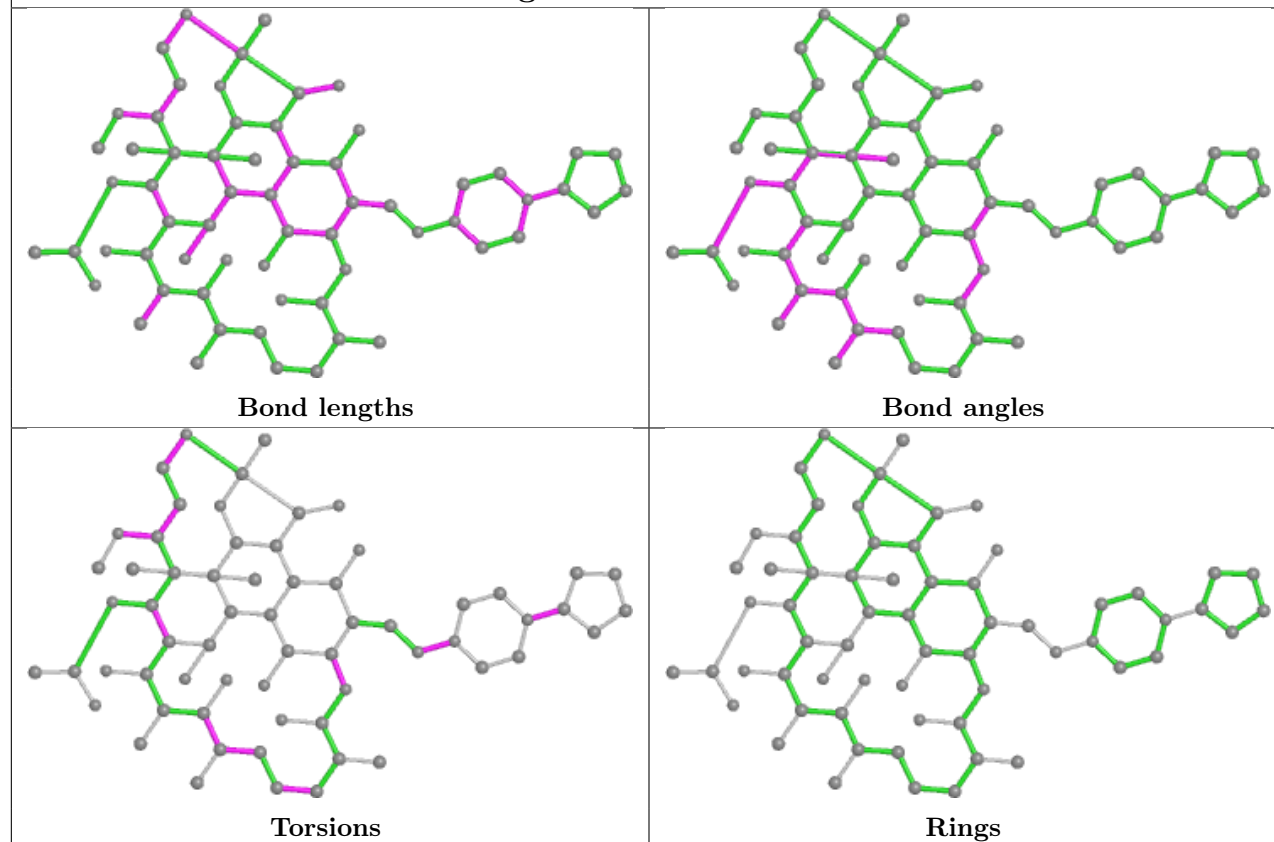
There are no ring outliers.

2 monomers are involved in 13 short contacts:

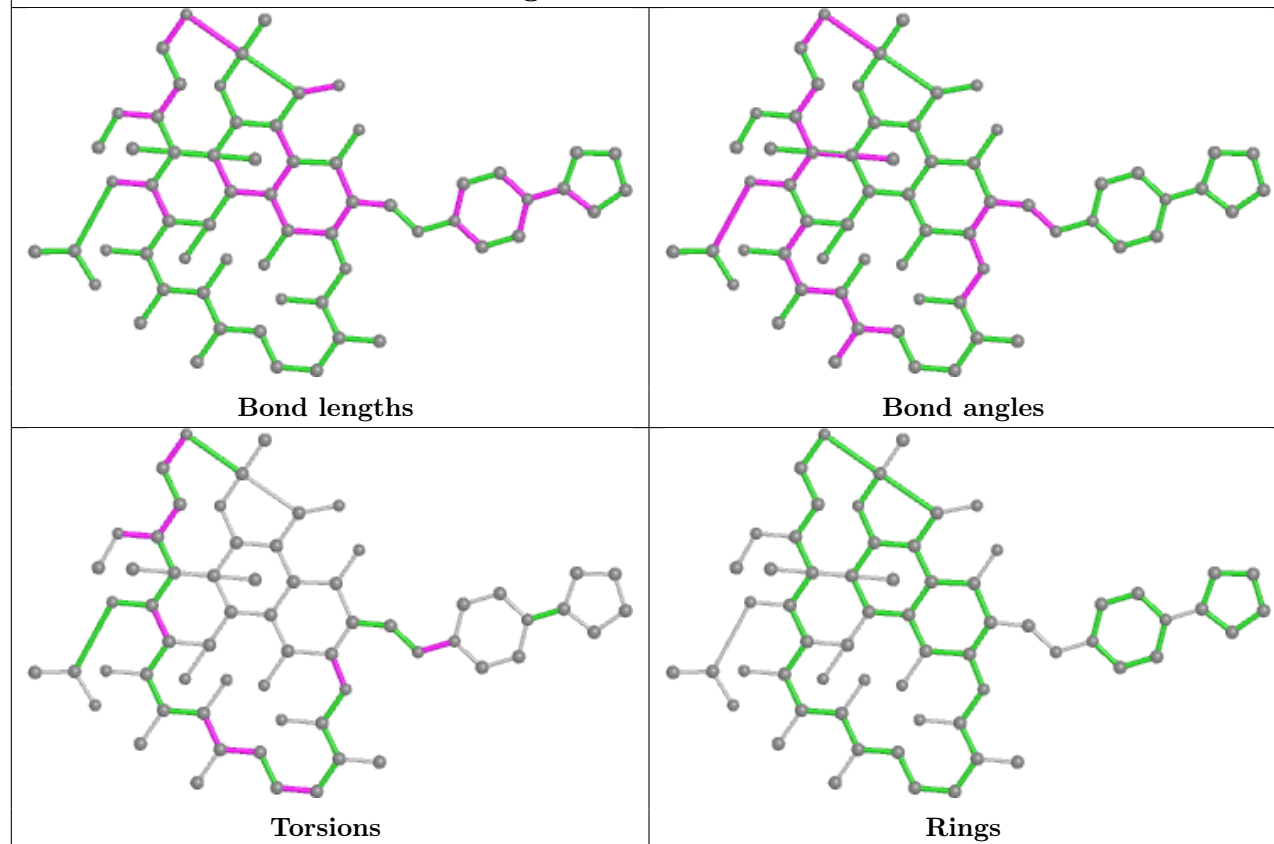
Mol	Chain	Res	Type	Clashes	Symm-Clashes
7	M	8002	RPT	7	0
7	C	8001	RPT	6	0

The following is a two-dimensional graphical depiction of Mogul quality analysis of bond lengths, bond angles, torsion angles, and ring geometry for all instances of the Ligand of Interest. In addition, ligands with molecular weight > 250 and outliers as shown on the validation Tables will also be included. For torsion angles, if less than 5% of the Mogul distribution of torsion angles is within 10 degrees of the torsion angle in question, then that torsion angle is considered an outlier. Any bond that is central to one or more torsion angles identified as an outlier by Mogul will be highlighted in the graph. For rings, the root-mean-square deviation (RMSD) between the ring in question and similar rings identified by Mogul is calculated over all ring torsion angles. If the average RMSD is greater than 60 degrees and the minimal RMSD between the ring in question and any Mogul-identified rings is also greater than 60 degrees, then that ring is considered an outlier. The outliers are highlighted in purple. The color gray indicates Mogul did not find sufficient equivalents in the CSD to analyse the geometry.

Ligand RPT M 8002



Ligand RPT C 8001



5.7 Other polymers [i](#)

There are no such residues in this entry.

5.8 Polymer linkage issues [i](#)

There are no chain breaks in this entry.

6 Fit of model and data [i](#)

6.1 Protein, DNA and RNA chains [i](#)

In the following table, the column labelled ‘#RSRZ > 2’ contains the number (and percentage) of RSRZ outliers, followed by percent RSRZ outliers for the chain as percentile scores relative to all X-ray entries and entries of similar resolution. The OWAB column contains the minimum, median, 95th percentile and maximum values of the occupancy-weighted average B-factor per residue. The column labelled ‘Q < 0.9’ lists the number of (and percentage) of residues with an average occupancy less than 0.9.

Mol	Chain	Analysed	<RSRZ>	#RSRZ>2	OWAB(Å ²)	Q<0.9
1	A	229/315 (72%)	-0.31	1 (0%) 92 93	27, 63, 91, 115	0
1	B	229/315 (72%)	-0.11	12 (5%) 27 29	48, 93, 115, 119	0
1	K	229/315 (72%)	-0.30	2 (0%) 84 86	34, 65, 94, 134	0
1	L	229/315 (72%)	-0.21	6 (2%) 56 59	52, 92, 110, 131	0
2	C	1119/1119 (100%)	-0.34	14 (1%) 77 79	21, 75, 106, 118	0
2	M	1119/1119 (100%)	-0.31	15 (1%) 77 79	25, 79, 109, 122	0
3	D	1392/1524 (91%)	-0.27	24 (1%) 70 72	24, 65, 112, 132	0
3	N	1392/1524 (91%)	-0.25	31 (2%) 62 65	25, 69, 117, 138	0
4	E	95/99 (95%)	-0.27	5 (5%) 26 28	42, 83, 108, 126	0
4	O	95/99 (95%)	-0.39	1 (1%) 80 82	46, 80, 107, 114	0
5	F	345/423 (81%)	-0.36	6 (1%) 70 72	49, 84, 110, 127	0
5	P	345/423 (81%)	-0.28	6 (1%) 70 72	63, 89, 114, 124	0
All	All	6818/7590 (89%)	-0.29	123 (1%) 68 71	21, 75, 112, 138	0

All (123) RSRZ outliers are listed below:

Mol	Chain	Res	Type	RSRZ
3	N	802	ALA	7.6
3	D	1240	THR	5.8
3	N	1249	ALA	5.5
2	C	180	GLY	5.3
3	D	1245	GLY	5.3
3	N	1243	THR	5.2
3	D	439	LEU	5.0
1	L	6	LEU	4.9
1	K	1	MET	4.8
1	L	1	MET	4.8
3	D	1247	ALA	4.4

Continued on next page...

Continued from previous page...

Mol	Chain	Res	Type	RSRZ
4	E	85	LEU	4.4
5	F	145	PRO	4.4
3	N	1248	GLY	4.3
2	C	311	PHE	4.2
2	C	813	VAL	4.2
3	N	1246	VAL	4.1
3	D	1242	HIS	4.0
3	N	1242	HIS	4.0
1	K	2	LEU	4.0
1	B	129	ILE	3.9
3	D	444	VAL	3.9
3	D	247	GLU	3.9
3	D	177	ALA	3.8
1	B	58	ILE	3.8
5	P	145	PRO	3.8
2	M	98	LEU	3.7
3	D	228	ALA	3.7
5	F	291	ILE	3.7
3	N	230	TRP	3.6
3	N	177	ALA	3.6
1	B	130	ALA	3.6
3	D	388	HIS	3.6
2	C	153	ALA	3.5
1	B	82	LEU	3.5
3	N	371	ILE	3.4
3	N	1398	TRP	3.4
3	N	1408	ILE	3.3
2	C	307	LEU	3.3
2	M	211	LEU	3.2
3	D	1251	ASP	3.2
3	D	1243	THR	3.2
3	N	179	VAL	3.2
3	N	836	VAL	3.1
2	M	186	VAL	3.1
3	N	202	VAL	3.1
3	D	407	VAL	3.1
2	C	154	ARG	3.0
2	M	281	LEU	3.0
1	A	1	MET	3.0
2	M	100	LEU	2.9
4	E	93	TYR	2.9
5	P	365	GLU	2.9

Continued on next page...

Continued from previous page...

Mol	Chain	Res	Type	RSRZ
3	N	403	PHE	2.9
3	N	1407	LEU	2.9
2	C	152	PRO	2.8
5	P	163	LEU	2.8
3	D	802	ALA	2.8
3	N	407	VAL	2.8
1	B	92	PRO	2.8
1	L	135	GLY	2.7
4	E	79	LEU	2.7
1	B	6	LEU	2.7
1	L	68	ILE	2.7
3	N	381	ALA	2.6
2	M	372	LEU	2.6
2	C	362	GLY	2.6
1	L	130	ALA	2.6
3	N	401	TYR	2.6
3	D	1241	PHE	2.5
3	N	1240	THR	2.5
3	N	1325	LEU	2.5
3	N	251	PHE	2.5
5	P	357	ALA	2.5
3	D	384	VAL	2.5
3	D	1408	ILE	2.5
1	B	62	LEU	2.5
2	C	776	SER	2.5
2	M	105	THR	2.5
1	B	120	VAL	2.5
2	M	644	VAL	2.5
5	P	144	ILE	2.5
2	M	246	ASP	2.5
3	D	803	GLY	2.5
5	F	147	LEU	2.4
3	D	77	GLY	2.4
4	E	95	GLY	2.4
3	D	128	TYR	2.4
2	C	281	LEU	2.4
3	D	202	VAL	2.3
4	E	80	VAL	2.3
2	M	245	GLY	2.3
3	N	137	PRO	2.3
3	N	1247	ALA	2.3
5	P	90	GLN	2.3

Continued on next page...

Continued from previous page...

Mol	Chain	Res	Type	RSRZ
5	F	311	ALA	2.3
3	N	394	LEU	2.3
1	B	109	VAL	2.3
2	C	819	VAL	2.3
2	C	372	LEU	2.3
2	M	255	ALA	2.2
3	N	248	PRO	2.2
2	C	765	SER	2.2
2	M	196	LEU	2.2
3	D	204	LEU	2.2
5	F	371	LEU	2.2
2	M	180	GLY	2.2
5	F	144	ILE	2.2
3	N	803	GLY	2.2
3	D	242	LEU	2.1
1	L	2	LEU	2.1
3	N	205	TYR	2.1
3	N	801	GLY	2.1
4	O	39	VAL	2.1
3	D	251	PHE	2.1
3	N	184	GLU	2.1
1	B	71	VAL	2.0
2	M	483	VAL	2.0
2	M	101	ILE	2.0
1	B	61	VAL	2.0
2	C	293	PHE	2.0
1	B	70	GLY	2.0
3	N	418	GLY	2.0

6.2 Non-standard residues in protein, DNA, RNA chains [i](#)

There are no non-standard protein/DNA/RNA residues in this entry.

6.3 Carbohydrates [i](#)

There are no monosaccharides in this entry.

6.4 Ligands [i](#)

In the following table, the Atoms column lists the number of modelled atoms in the group and the number defined in the chemical component dictionary. The B-factors column lists the minimum,

median, 95th percentile and maximum values of B factors of atoms in the group. The column labelled 'Q< 0.9' lists the number of atoms with occupancy less than 0.9.

Mol	Type	Chain	Res	Atoms	RSCC	RSR	B-factors(Å ²)	Q<0.9
8	ZN	D	7058	1/1	0.87	0.07	106,106,106,106	0
6	MG	M	9256	1/1	0.89	0.17	56,56,56,56	0
6	MG	C	9362	1/1	0.90	0.15	55,55,55,55	0
6	MG	K	9470	1/1	0.91	0.13	55,55,55,55	0
6	MG	C	9168	1/1	0.91	0.10	45,45,45,45	0
6	MG	N	9192	1/1	0.91	0.12	62,62,62,62	0
6	MG	D	9161	1/1	0.91	0.09	57,57,57,57	0
6	MG	N	9221	1/1	0.92	0.13	44,44,44,44	0
6	MG	D	9330	1/1	0.92	0.14	39,39,39,39	0
6	MG	C	9350	1/1	0.93	0.07	60,60,60,60	0
6	MG	A	9078	1/1	0.93	0.13	66,66,66,66	0
6	MG	F	9390	1/1	0.93	0.07	46,46,46,46	0
6	MG	P	9226	1/1	0.93	0.08	43,43,43,43	0
6	MG	D	9001	1/1	0.93	0.10	36,36,36,36	0
6	MG	C	9149	1/1	0.94	0.16	48,48,48,48	0
6	MG	L	9182	1/1	0.94	0.05	47,47,47,47	0
6	MG	L	9414	1/1	0.94	0.13	51,51,51,51	0
6	MG	D	9102	1/1	0.94	0.13	44,44,44,44	0
6	MG	M	9263	1/1	0.94	0.10	56,56,56,56	0
6	MG	M	9411	1/1	0.94	0.09	47,47,47,47	0
6	MG	M	9447	1/1	0.94	0.07	64,64,64,64	0
6	MG	A	9357	1/1	0.94	0.11	54,54,54,54	0
6	MG	N	9194	1/1	0.94	0.12	51,51,51,51	0
6	MG	C	9049	1/1	0.94	0.10	46,46,46,46	0
6	MG	N	9313	1/1	0.94	0.10	43,43,43,43	0
6	MG	N	9427	1/1	0.94	0.14	58,58,58,58	0
6	MG	N	9449	1/1	0.94	0.09	51,51,51,51	0
6	MG	O	9420	1/1	0.94	0.10	51,51,51,51	0
6	MG	P	9202	1/1	0.94	0.10	49,49,49,49	0
6	MG	F	9109	1/1	0.94	0.11	60,60,60,60	0
6	MG	C	9067	1/1	0.94	0.17	57,57,57,57	0
6	MG	N	9217	1/1	0.95	0.15	48,48,48,48	0
6	MG	C	9162	1/1	0.95	0.12	50,50,50,50	0
6	MG	N	9233	1/1	0.95	0.14	62,62,62,62	0
6	MG	N	9291	1/1	0.95	0.12	64,64,64,64	0
6	MG	M	9324	1/1	0.95	0.08	41,41,41,41	0
6	MG	N	9327	1/1	0.95	0.07	40,40,40,40	0
6	MG	D	9014	1/1	0.95	0.10	41,41,41,41	0
6	MG	D	9036	1/1	0.95	0.09	44,44,44,44	0
6	MG	M	9471	1/1	0.95	0.08	47,47,47,47	0
6	MG	D	9082	1/1	0.95	0.14	60,60,60,60	0

Continued on next page...

Continued from previous page...

Mol	Type	Chain	Res	Atoms	RSCC	RSR	B-factors(Å ²)	Q<0.9
6	MG	F	9148	1/1	0.95	0.08	54,54,54,54	0
6	MG	P	9297	1/1	0.95	0.09	45,45,45,45	0
6	MG	N	9200	1/1	0.95	0.10	38,38,38,38	0
6	MG	M	9210	1/1	0.96	0.13	41,41,41,41	0
6	MG	M	9225	1/1	0.96	0.14	56,56,56,56	0
6	MG	M	9234	1/1	0.96	0.12	53,53,53,53	0
6	MG	B	9059	1/1	0.96	0.07	48,48,48,48	0
6	MG	M	9261	1/1	0.96	0.11	47,47,47,47	0
6	MG	B	9359	1/1	0.96	0.10	52,52,52,52	0
6	MG	M	9294	1/1	0.96	0.09	52,52,52,52	0
6	MG	D	9054	1/1	0.96	0.08	44,44,44,44	0
6	MG	M	9406	1/1	0.96	0.15	67,67,67,67	0
6	MG	D	9062	1/1	0.96	0.08	47,47,47,47	0
6	MG	C	9019	1/1	0.96	0.13	57,57,57,57	0
6	MG	D	9096	1/1	0.96	0.15	60,60,60,60	0
6	MG	C	9175	1/1	0.96	0.14	68,68,68,68	0
6	MG	C	9047	1/1	0.96	0.12	53,53,53,53	0
6	MG	C	9355	1/1	0.96	0.12	58,58,58,58	0
6	MG	D	9365	1/1	0.96	0.06	41,41,41,41	0
6	MG	D	9453	1/1	0.96	0.11	38,38,38,38	0
6	MG	E	9074	1/1	0.96	0.09	59,59,59,59	0
6	MG	A	9081	1/1	0.96	0.08	40,40,40,40	0
6	MG	N	9292	1/1	0.96	0.12	56,56,56,56	0
6	MG	C	9372	1/1	0.96	0.09	61,61,61,61	0
6	MG	N	9326	1/1	0.96	0.14	62,62,62,62	0
6	MG	F	9172	1/1	0.96	0.11	51,51,51,51	0
6	MG	N	9426	1/1	0.96	0.09	41,41,41,41	0
6	MG	F	9370	1/1	0.96	0.09	46,46,46,46	0
6	MG	C	9381	1/1	0.96	0.08	53,53,53,53	0
6	MG	O	9198	1/1	0.96	0.12	36,36,36,36	0
6	MG	C	9391	1/1	0.96	0.06	60,60,60,60	0
6	MG	A	9013	1/1	0.96	0.12	44,44,44,44	0
6	MG	P	9209	1/1	0.96	0.15	46,46,46,46	0
6	MG	L	9218	1/1	0.96	0.09	33,33,33,33	0
6	MG	L	9278	1/1	0.96	0.11	44,44,44,44	0
7	RPT	C	8001	63/63	0.96	0.23	26,40,66,82	0
7	RPT	M	8002	63/63	0.96	0.22	33,45,55,57	0
6	MG	D	9009	1/1	0.96	0.09	43,43,43,43	0
6	MG	K	9188	1/1	0.97	0.12	40,40,40,40	0
6	MG	K	9251	1/1	0.97	0.11	43,43,43,43	0
6	MG	K	9257	1/1	0.97	0.10	58,58,58,58	0
6	MG	K	9410	1/1	0.97	0.15	36,36,36,36	0

Continued on next page...

Continued from previous page...

Mol	Type	Chain	Res	Atoms	RSCC	RSR	B-factors(\AA^2)	Q<0.9
6	MG	K	9433	1/1	0.97	0.07	50,50,50,50	0
6	MG	C	9122	1/1	0.97	0.10	56,56,56,56	0
6	MG	D	9017	1/1	0.97	0.10	42,42,42,42	0
6	MG	D	9030	1/1	0.97	0.09	48,48,48,48	0
6	MG	L	9245	1/1	0.97	0.09	62,62,62,62	0
6	MG	L	9252	1/1	0.97	0.09	45,45,45,45	0
6	MG	A	9125	1/1	0.97	0.12	36,36,36,36	0
6	MG	L	9289	1/1	0.97	0.14	62,62,62,62	0
6	MG	D	9041	1/1	0.97	0.13	47,47,47,47	0
6	MG	M	9196	1/1	0.97	0.09	42,42,42,42	0
6	MG	M	9201	1/1	0.97	0.10	45,45,45,45	0
6	MG	C	9160	1/1	0.97	0.09	44,44,44,44	0
6	MG	M	9219	1/1	0.97	0.09	47,47,47,47	0
6	MG	B	9103	1/1	0.97	0.12	43,43,43,43	0
6	MG	D	9073	1/1	0.97	0.12	34,34,34,34	0
6	MG	M	9237	1/1	0.97	0.15	52,52,52,52	0
6	MG	B	9104	1/1	0.97	0.10	45,45,45,45	0
6	MG	D	9087	1/1	0.97	0.07	43,43,43,43	0
6	MG	D	9095	1/1	0.97	0.15	30,30,30,30	0
6	MG	M	9273	1/1	0.97	0.12	44,44,44,44	0
6	MG	M	9275	1/1	0.97	0.12	55,55,55,55	0
6	MG	A	9153	1/1	0.97	0.15	66,66,66,66	0
6	MG	C	9178	1/1	0.97	0.09	39,39,39,39	0
6	MG	D	9127	1/1	0.97	0.14	48,48,48,48	0
6	MG	D	9158	1/1	0.97	0.12	60,60,60,60	0
6	MG	M	9412	1/1	0.97	0.14	43,43,43,43	0
6	MG	B	9458	1/1	0.97	0.08	44,44,44,44	0
6	MG	D	9165	1/1	0.97	0.07	32,32,32,32	0
6	MG	M	9475	1/1	0.97	0.05	62,62,62,62	0
6	MG	D	9166	1/1	0.97	0.09	40,40,40,40	0
6	MG	D	9167	1/1	0.97	0.12	49,49,49,49	0
6	MG	D	9174	1/1	0.97	0.12	47,47,47,47	0
6	MG	N	9211	1/1	0.97	0.10	44,44,44,44	0
6	MG	D	9177	1/1	0.97	0.13	64,64,64,64	0
6	MG	A	9156	1/1	0.97	0.08	43,43,43,43	0
6	MG	N	9232	1/1	0.97	0.08	47,47,47,47	0
6	MG	D	9346	1/1	0.97	0.07	47,47,47,47	0
6	MG	N	9276	1/1	0.97	0.08	61,61,61,61	0
6	MG	D	9348	1/1	0.97	0.14	57,57,57,57	0
6	MG	C	9360	1/1	0.97	0.13	53,53,53,53	0
6	MG	D	9367	1/1	0.97	0.06	31,31,31,31	0
6	MG	D	9373	1/1	0.97	0.12	51,51,51,51	0

Continued on next page...

Continued from previous page...

Mol	Type	Chain	Res	Atoms	RSCC	RSR	B-factors(\AA^2)	Q<0.9
6	MG	D	9388	1/1	0.97	0.09	37,37,37,37	0
6	MG	N	9422	1/1	0.97	0.14	56,56,56,56	0
6	MG	N	9425	1/1	0.97	0.12	46,46,46,46	0
6	MG	C	9022	1/1	0.97	0.12	37,37,37,37	0
6	MG	A	9171	1/1	0.97	0.11	58,58,58,58	0
6	MG	F	9060	1/1	0.97	0.10	41,41,41,41	0
6	MG	N	9450	1/1	0.97	0.10	48,48,48,48	0
6	MG	N	9473	1/1	0.97	0.12	51,51,51,51	0
6	MG	F	9099	1/1	0.97	0.13	56,56,56,56	0
6	MG	A	9352	1/1	0.97	0.10	46,46,46,46	0
6	MG	P	9189	1/1	0.97	0.11	49,49,49,49	0
6	MG	F	9123	1/1	0.97	0.09	37,37,37,37	0
6	MG	A	9066	1/1	0.97	0.14	47,47,47,47	0
6	MG	P	9216	1/1	0.97	0.13	48,48,48,48	0
6	MG	C	9107	1/1	0.97	0.09	42,42,42,42	0
6	MG	D	9006	1/1	0.97	0.12	40,40,40,40	0
6	MG	P	9325	1/1	0.97	0.12	49,49,49,49	0
6	MG	F	9376	1/1	0.97	0.19	62,62,62,62	0
6	MG	F	9389	1/1	0.97	0.11	53,53,53,53	0
6	MG	C	9119	1/1	0.97	0.07	43,43,43,43	0
6	MG	F	9387	1/1	0.98	0.10	53,53,53,53	0
6	MG	C	9112	1/1	0.98	0.11	39,39,39,39	0
6	MG	D	9052	1/1	0.98	0.07	65,65,65,65	0
6	MG	B	9080	1/1	0.98	0.10	56,56,56,56	0
6	MG	K	9191	1/1	0.98	0.15	32,32,32,32	0
6	MG	K	9213	1/1	0.98	0.11	43,43,43,43	0
6	MG	B	9093	1/1	0.98	0.15	40,40,40,40	0
6	MG	D	9063	1/1	0.98	0.08	33,33,33,33	0
6	MG	K	9264	1/1	0.98	0.08	42,42,42,42	0
6	MG	K	9290	1/1	0.98	0.12	51,51,51,51	0
6	MG	K	9301	1/1	0.98	0.12	43,43,43,43	0
6	MG	K	9405	1/1	0.98	0.11	56,56,56,56	0
6	MG	D	9064	1/1	0.98	0.14	44,44,44,44	0
6	MG	D	9069	1/1	0.98	0.12	48,48,48,48	0
6	MG	K	9438	1/1	0.98	0.10	52,52,52,52	0
6	MG	C	9128	1/1	0.98	0.12	52,52,52,52	0
6	MG	C	9138	1/1	0.98	0.08	43,43,43,43	0
6	MG	C	9142	1/1	0.98	0.15	48,48,48,48	0
6	MG	A	9012	1/1	0.98	0.10	47,47,47,47	0
6	MG	L	9246	1/1	0.98	0.12	52,52,52,52	0
6	MG	C	9154	1/1	0.98	0.07	43,43,43,43	0
6	MG	A	9068	1/1	0.98	0.12	39,39,39,39	0

Continued on next page...

Continued from previous page...

Mol	Type	Chain	Res	Atoms	RSCC	RSR	B-factors(\AA^2)	Q<0.9
6	MG	L	9283	1/1	0.98	0.12	59,59,59,59	0
6	MG	D	9108	1/1	0.98	0.15	51,51,51,51	0
6	MG	L	9309	1/1	0.98	0.13	49,49,49,49	0
6	MG	L	9314	1/1	0.98	0.07	56,56,56,56	0
6	MG	D	9113	1/1	0.98	0.11	34,34,34,34	0
6	MG	L	9421	1/1	0.98	0.12	53,53,53,53	0
6	MG	D	9118	1/1	0.98	0.11	44,44,44,44	0
6	MG	D	9121	1/1	0.98	0.09	35,35,35,35	0
6	MG	M	9205	1/1	0.98	0.11	38,38,38,38	0
6	MG	A	9010	1/1	0.98	0.12	30,30,30,30	0
6	MG	M	9212	1/1	0.98	0.08	32,32,32,32	0
6	MG	D	9132	1/1	0.98	0.10	43,43,43,43	0
6	MG	D	9135	1/1	0.98	0.14	50,50,50,50	0
6	MG	D	9137	1/1	0.98	0.08	47,47,47,47	0
6	MG	D	9152	1/1	0.98	0.12	67,67,67,67	0
6	MG	M	9239	1/1	0.98	0.07	34,34,34,34	0
6	MG	M	9241	1/1	0.98	0.11	36,36,36,36	0
6	MG	M	9247	1/1	0.98	0.07	51,51,51,51	0
6	MG	M	9250	1/1	0.98	0.07	38,38,38,38	0
6	MG	B	9457	1/1	0.98	0.07	43,43,43,43	0
6	MG	A	9016	1/1	0.98	0.14	36,36,36,36	0
6	MG	D	9163	1/1	0.98	0.14	52,52,52,52	0
6	MG	B	9478	1/1	0.98	0.12	61,61,61,61	0
6	MG	C	9340	1/1	0.98	0.09	60,60,60,60	0
6	MG	M	9284	1/1	0.98	0.14	54,54,54,54	0
6	MG	C	9004	1/1	0.98	0.10	39,39,39,39	0
6	MG	M	9305	1/1	0.98	0.09	46,46,46,46	0
6	MG	M	9310	1/1	0.98	0.07	46,46,46,46	0
6	MG	D	9173	1/1	0.98	0.07	48,48,48,48	0
6	MG	C	9015	1/1	0.98	0.09	38,38,38,38	0
6	MG	M	9407	1/1	0.98	0.14	35,35,35,35	0
6	MG	A	9111	1/1	0.98	0.09	35,35,35,35	0
6	MG	C	9021	1/1	0.98	0.09	37,37,37,37	0
6	MG	M	9424	1/1	0.98	0.13	34,34,34,34	0
6	MG	M	9434	1/1	0.98	0.11	34,34,34,34	0
6	MG	M	9440	1/1	0.98	0.10	50,50,50,50	0
6	MG	M	9441	1/1	0.98	0.07	45,45,45,45	0
6	MG	D	9338	1/1	0.98	0.10	42,42,42,42	0
6	MG	M	9452	1/1	0.98	0.13	42,42,42,42	0
6	MG	D	9344	1/1	0.98	0.11	55,55,55,55	0
6	MG	A	9384	1/1	0.98	0.14	39,39,39,39	0
6	MG	N	9181	1/1	0.98	0.16	47,47,47,47	0

Continued on next page...

Continued from previous page...

Mol	Type	Chain	Res	Atoms	RSCC	RSR	B-factors(\AA^2)	Q<0.9
6	MG	N	9184	1/1	0.98	0.10	29,29,29,29	0
6	MG	N	9185	1/1	0.98	0.14	56,56,56,56	0
6	MG	C	9025	1/1	0.98	0.14	39,39,39,39	0
6	MG	D	9349	1/1	0.98	0.13	33,33,33,33	0
6	MG	C	9037	1/1	0.98	0.16	51,51,51,51	0
6	MG	N	9204	1/1	0.98	0.19	44,44,44,44	0
6	MG	C	9394	1/1	0.98	0.09	33,33,33,33	0
6	MG	N	9214	1/1	0.98	0.10	33,33,33,33	0
6	MG	N	9215	1/1	0.98	0.12	32,32,32,32	0
6	MG	D	9369	1/1	0.98	0.10	49,49,49,49	0
6	MG	C	9461	1/1	0.98	0.07	50,50,50,50	0
6	MG	N	9231	1/1	0.98	0.11	52,52,52,52	0
6	MG	D	9374	1/1	0.98	0.10	41,41,41,41	0
6	MG	D	9379	1/1	0.98	0.11	47,47,47,47	0
6	MG	N	9236	1/1	0.98	0.10	39,39,39,39	0
6	MG	N	9243	1/1	0.98	0.09	35,35,35,35	0
6	MG	N	9253	1/1	0.98	0.12	42,42,42,42	0
6	MG	N	9259	1/1	0.98	0.15	34,34,34,34	0
6	MG	N	9265	1/1	0.98	0.14	61,61,61,61	0
6	MG	N	9267	1/1	0.98	0.12	42,42,42,42	0
6	MG	N	9270	1/1	0.98	0.05	39,39,39,39	0
6	MG	C	9464	1/1	0.98	0.06	48,48,48,48	0
6	MG	N	9286	1/1	0.98	0.14	31,31,31,31	0
6	MG	N	9287	1/1	0.98	0.09	53,53,53,53	0
6	MG	D	9392	1/1	0.98	0.12	52,52,52,52	0
6	MG	D	9397	1/1	0.98	0.12	51,51,51,51	0
6	MG	N	9293	1/1	0.98	0.15	42,42,42,42	0
6	MG	N	9298	1/1	0.98	0.05	55,55,55,55	0
6	MG	A	9460	1/1	0.98	0.07	55,55,55,55	0
6	MG	N	9322	1/1	0.98	0.10	54,54,54,54	0
6	MG	D	9459	1/1	0.98	0.05	54,54,54,54	0
6	MG	E	9007	1/1	0.98	0.11	40,40,40,40	0
6	MG	N	9404	1/1	0.98	0.12	55,55,55,55	0
6	MG	N	9415	1/1	0.98	0.07	42,42,42,42	0
6	MG	N	9419	1/1	0.98	0.11	51,51,51,51	0
6	MG	E	9045	1/1	0.98	0.12	61,61,61,61	0
6	MG	N	9423	1/1	0.98	0.17	58,58,58,58	0
6	MG	A	9477	1/1	0.98	0.18	52,52,52,52	0
6	MG	E	9479	1/1	0.98	0.10	62,62,62,62	0
6	MG	F	9008	1/1	0.98	0.09	40,40,40,40	0
6	MG	N	9428	1/1	0.98	0.10	42,42,42,42	0
6	MG	N	9429	1/1	0.98	0.10	45,45,45,45	0

Continued on next page...

Continued from previous page...

Mol	Type	Chain	Res	Atoms	RSCC	RSR	B-factors(\AA^2)	Q<0.9
6	MG	N	9435	1/1	0.98	0.23	53,53,53,53	0
6	MG	N	9445	1/1	0.98	0.10	51,51,51,51	0
6	MG	C	9065	1/1	0.98	0.10	37,37,37,37	0
6	MG	F	9098	1/1	0.98	0.11	54,54,54,54	0
6	MG	N	9465	1/1	0.98	0.08	49,49,49,49	0
6	MG	B	9056	1/1	0.98	0.13	43,43,43,43	0
6	MG	O	9197	1/1	0.98	0.04	57,57,57,57	0
6	MG	F	9105	1/1	0.98	0.14	36,36,36,36	0
6	MG	O	9296	1/1	0.98	0.11	42,42,42,42	0
6	MG	C	9090	1/1	0.98	0.10	47,47,47,47	0
6	MG	O	9439	1/1	0.98	0.16	56,56,56,56	0
6	MG	D	9018	1/1	0.98	0.11	39,39,39,39	0
6	MG	D	9024	1/1	0.98	0.14	36,36,36,36	0
6	MG	F	9159	1/1	0.98	0.15	57,57,57,57	0
6	MG	D	9028	1/1	0.98	0.13	34,34,34,34	0
6	MG	F	9356	1/1	0.98	0.14	37,37,37,37	0
6	MG	P	9228	1/1	0.98	0.09	43,43,43,43	0
6	MG	P	9235	1/1	0.98	0.16	40,40,40,40	0
6	MG	P	9280	1/1	0.98	0.10	51,51,51,51	0
6	MG	P	9282	1/1	0.98	0.09	56,56,56,56	0
6	MG	P	9285	1/1	0.98	0.09	56,56,56,56	0
6	MG	F	9363	1/1	0.98	0.12	53,53,53,53	0
6	MG	C	9092	1/1	0.98	0.06	44,44,44,44	0
6	MG	F	9375	1/1	0.98	0.13	36,36,36,36	0
6	MG	A	9027	1/1	0.98	0.08	37,37,37,37	0
6	MG	F	9383	1/1	0.98	0.11	48,48,48,48	0
6	MG	B	9131	1/1	0.99	0.08	33,33,33,33	0
6	MG	L	9183	1/1	0.99	0.13	37,37,37,37	0
6	MG	B	9136	1/1	0.99	0.10	47,47,47,47	0
6	MG	B	9358	1/1	0.99	0.07	39,39,39,39	0
6	MG	C	9143	1/1	0.99	0.10	35,35,35,35	0
6	MG	D	9120	1/1	0.99	0.08	31,31,31,31	0
6	MG	C	9145	1/1	0.99	0.13	66,66,66,66	0
6	MG	A	9354	1/1	0.99	0.09	37,37,37,37	0
6	MG	D	9129	1/1	0.99	0.14	42,42,42,42	0
6	MG	L	9306	1/1	0.99	0.11	57,57,57,57	0
6	MG	L	9307	1/1	0.99	0.10	35,35,35,35	0
6	MG	D	9130	1/1	0.99	0.09	51,51,51,51	0
6	MG	B	9378	1/1	0.99	0.13	47,47,47,47	0
6	MG	D	9133	1/1	0.99	0.13	42,42,42,42	0
6	MG	D	9134	1/1	0.99	0.13	47,47,47,47	0
6	MG	L	9437	1/1	0.99	0.06	40,40,40,40	0

Continued on next page...

Continued from previous page...

Mol	Type	Chain	Res	Atoms	RSCC	RSR	B-factors(\AA^2)	Q<0.9
6	MG	L	9466	1/1	0.99	0.10	49,49,49,49	0
6	MG	M	9190	1/1	0.99	0.16	29,29,29,29	0
6	MG	M	9195	1/1	0.99	0.08	34,34,34,34	0
6	MG	A	9075	1/1	0.99	0.10	36,36,36,36	0
6	MG	A	9368	1/1	0.99	0.13	43,43,43,43	0
6	MG	M	9203	1/1	0.99	0.11	32,32,32,32	0
6	MG	D	9140	1/1	0.99	0.13	40,40,40,40	0
6	MG	M	9208	1/1	0.99	0.10	39,39,39,39	0
6	MG	D	9141	1/1	0.99	0.06	50,50,50,50	0
6	MG	D	9144	1/1	0.99	0.12	39,39,39,39	0
6	MG	D	9146	1/1	0.99	0.10	31,31,31,31	0
6	MG	M	9220	1/1	0.99	0.11	51,51,51,51	0
6	MG	M	9222	1/1	0.99	0.10	35,35,35,35	0
6	MG	M	9224	1/1	0.99	0.13	40,40,40,40	0
6	MG	D	9147	1/1	0.99	0.10	41,41,41,41	0
6	MG	M	9227	1/1	0.99	0.12	35,35,35,35	0
6	MG	D	9150	1/1	0.99	0.14	31,31,31,31	0
6	MG	D	9151	1/1	0.99	0.15	57,57,57,57	0
6	MG	C	9164	1/1	0.99	0.10	49,49,49,49	0
6	MG	A	9380	1/1	0.99	0.11	44,44,44,44	0
6	MG	M	9242	1/1	0.99	0.11	35,35,35,35	0
6	MG	C	9169	1/1	0.99	0.13	42,42,42,42	0
6	MG	C	9170	1/1	0.99	0.06	41,41,41,41	0
6	MG	C	9003	1/1	0.99	0.13	38,38,38,38	0
6	MG	M	9260	1/1	0.99	0.12	36,36,36,36	0
6	MG	C	9176	1/1	0.99	0.09	28,28,28,28	0
6	MG	A	9124	1/1	0.99	0.12	39,39,39,39	0
6	MG	M	9268	1/1	0.99	0.09	32,32,32,32	0
6	MG	M	9272	1/1	0.99	0.17	45,45,45,45	0
6	MG	A	9395	1/1	0.99	0.14	50,50,50,50	0
6	MG	A	9002	1/1	0.99	0.17	31,31,31,31	0
6	MG	M	9281	1/1	0.99	0.11	49,49,49,49	0
6	MG	C	9353	1/1	0.99	0.10	48,48,48,48	0
6	MG	D	9328	1/1	0.99	0.12	30,30,30,30	0
6	MG	M	9295	1/1	0.99	0.08	42,42,42,42	0
6	MG	M	9299	1/1	0.99	0.09	43,43,43,43	0
6	MG	M	9300	1/1	0.99	0.09	39,39,39,39	0
6	MG	D	9329	1/1	0.99	0.12	33,33,33,33	0
6	MG	C	9020	1/1	0.99	0.10	34,34,34,34	0
6	MG	M	9312	1/1	0.99	0.12	37,37,37,37	0
6	MG	D	9331	1/1	0.99	0.18	43,43,43,43	0
6	MG	M	9400	1/1	0.99	0.12	40,40,40,40	0

Continued on next page...

Continued from previous page...

Mol	Type	Chain	Res	Atoms	RSCC	RSR	B-factors(\AA^2)	Q<0.9
6	MG	D	9333	1/1	0.99	0.07	33,33,33,33	0
6	MG	D	9334	1/1	0.99	0.10	54,54,54,54	0
6	MG	M	9409	1/1	0.99	0.10	36,36,36,36	0
6	MG	D	9335	1/1	0.99	0.06	52,52,52,52	0
6	MG	D	9336	1/1	0.99	0.10	53,53,53,53	0
6	MG	M	9416	1/1	0.99	0.11	45,45,45,45	0
6	MG	D	9337	1/1	0.99	0.15	53,53,53,53	0
6	MG	A	9043	1/1	0.99	0.17	37,37,37,37	0
6	MG	D	9339	1/1	0.99	0.14	37,37,37,37	0
6	MG	D	9341	1/1	0.99	0.10	41,41,41,41	0
6	MG	M	9442	1/1	0.99	0.07	59,59,59,59	0
6	MG	D	9343	1/1	0.99	0.10	59,59,59,59	0
6	MG	B	9032	1/1	0.99	0.06	34,34,34,34	0
6	MG	C	9366	1/1	0.99	0.14	41,41,41,41	0
6	MG	M	9474	1/1	0.99	0.14	49,49,49,49	0
6	MG	D	9347	1/1	0.99	0.09	49,49,49,49	0
6	MG	M	9486	1/1	0.99	0.07	48,48,48,48	0
6	MG	N	9179	1/1	0.99	0.12	33,33,33,33	0
6	MG	C	9371	1/1	0.99	0.15	54,54,54,54	0
6	MG	B	9033	1/1	0.99	0.14	33,33,33,33	0
6	MG	D	9351	1/1	0.99	0.06	43,43,43,43	0
6	MG	N	9186	1/1	0.99	0.12	49,49,49,49	0
6	MG	N	9187	1/1	0.99	0.18	33,33,33,33	0
6	MG	D	9364	1/1	0.99	0.12	47,47,47,47	0
6	MG	C	9377	1/1	0.99	0.09	44,44,44,44	0
6	MG	N	9199	1/1	0.99	0.11	35,35,35,35	0
6	MG	C	9026	1/1	0.99	0.13	42,42,42,42	0
6	MG	C	9031	1/1	0.99	0.10	40,40,40,40	0
6	MG	N	9206	1/1	0.99	0.16	31,31,31,31	0
6	MG	N	9207	1/1	0.99	0.13	41,41,41,41	0
6	MG	B	9040	1/1	0.99	0.16	36,36,36,36	0
6	MG	C	9454	1/1	0.99	0.09	55,55,55,55	0
6	MG	C	9455	1/1	0.99	0.11	40,40,40,40	0
6	MG	D	9385	1/1	0.99	0.13	35,35,35,35	0
6	MG	D	9386	1/1	0.99	0.11	40,40,40,40	0
6	MG	N	9229	1/1	0.99	0.07	41,41,41,41	0
6	MG	C	9042	1/1	0.99	0.07	47,47,47,47	0
6	MG	C	9462	1/1	0.99	0.08	43,43,43,43	0
6	MG	D	9396	1/1	0.99	0.10	62,62,62,62	0
6	MG	C	9463	1/1	0.99	0.09	55,55,55,55	0
6	MG	N	9238	1/1	0.99	0.11	43,43,43,43	0
6	MG	N	9240	1/1	0.99	0.14	46,46,46,46	0

Continued on next page...

Continued from previous page...

Mol	Type	Chain	Res	Atoms	RSCC	RSR	B-factors(\AA^2)	Q<0.9
6	MG	C	9044	1/1	0.99	0.14	34,34,34,34	0
6	MG	D	9456	1/1	0.99	0.10	55,55,55,55	0
6	MG	C	9046	1/1	0.99	0.11	38,38,38,38	0
6	MG	N	9262	1/1	0.99	0.09	51,51,51,51	0
6	MG	D	9480	1/1	0.99	0.10	55,55,55,55	0
6	MG	D	9005	1/1	0.99	0.11	40,40,40,40	0
6	MG	N	9269	1/1	0.99	0.07	42,42,42,42	0
6	MG	A	9088	1/1	0.99	0.07	36,36,36,36	0
6	MG	N	9274	1/1	0.99	0.18	40,40,40,40	0
6	MG	A	9097	1/1	0.99	0.16	34,34,34,34	0
6	MG	N	9279	1/1	0.99	0.11	54,54,54,54	0
6	MG	E	9155	1/1	0.99	0.14	44,44,44,44	0
6	MG	D	9011	1/1	0.99	0.12	33,33,33,33	0
6	MG	N	9288	1/1	0.99	0.09	49,49,49,49	0
6	MG	C	9050	1/1	0.99	0.15	37,37,37,37	0
6	MG	F	9035	1/1	0.99	0.10	40,40,40,40	0
6	MG	F	9048	1/1	0.99	0.10	41,41,41,41	0
6	MG	C	9051	1/1	0.99	0.12	37,37,37,37	0
6	MG	N	9302	1/1	0.99	0.10	31,31,31,31	0
6	MG	N	9303	1/1	0.99	0.08	54,54,54,54	0
6	MG	N	9304	1/1	0.99	0.11	47,47,47,47	0
6	MG	N	9308	1/1	0.99	0.15	55,55,55,55	0
6	MG	C	9053	1/1	0.99	0.12	30,30,30,30	0
6	MG	N	9316	1/1	0.99	0.08	37,37,37,37	0
6	MG	N	9317	1/1	0.99	0.09	43,43,43,43	0
6	MG	N	9318	1/1	0.99	0.11	34,34,34,34	0
6	MG	D	9023	1/1	0.99	0.14	34,34,34,34	0
6	MG	N	9323	1/1	0.99	0.09	38,38,38,38	0
6	MG	C	9055	1/1	0.99	0.11	38,38,38,38	0
6	MG	C	9061	1/1	0.99	0.07	34,34,34,34	0
6	MG	N	9398	1/1	0.99	0.15	48,48,48,48	0
6	MG	N	9402	1/1	0.99	0.07	45,45,45,45	0
6	MG	N	9403	1/1	0.99	0.12	34,34,34,34	0
6	MG	D	9029	1/1	0.99	0.12	33,33,33,33	0
6	MG	F	9139	1/1	0.99	0.10	38,38,38,38	0
6	MG	N	9417	1/1	0.99	0.09	39,39,39,39	0
6	MG	N	9418	1/1	0.99	0.10	49,49,49,49	0
6	MG	A	9332	1/1	0.99	0.06	35,35,35,35	0
6	MG	F	9157	1/1	0.99	0.11	42,42,42,42	0
6	MG	D	9034	1/1	0.99	0.08	41,41,41,41	0
6	MG	B	9083	1/1	0.99	0.13	40,40,40,40	0
6	MG	D	9038	1/1	0.99	0.14	39,39,39,39	0

Continued on next page...

Continued from previous page...

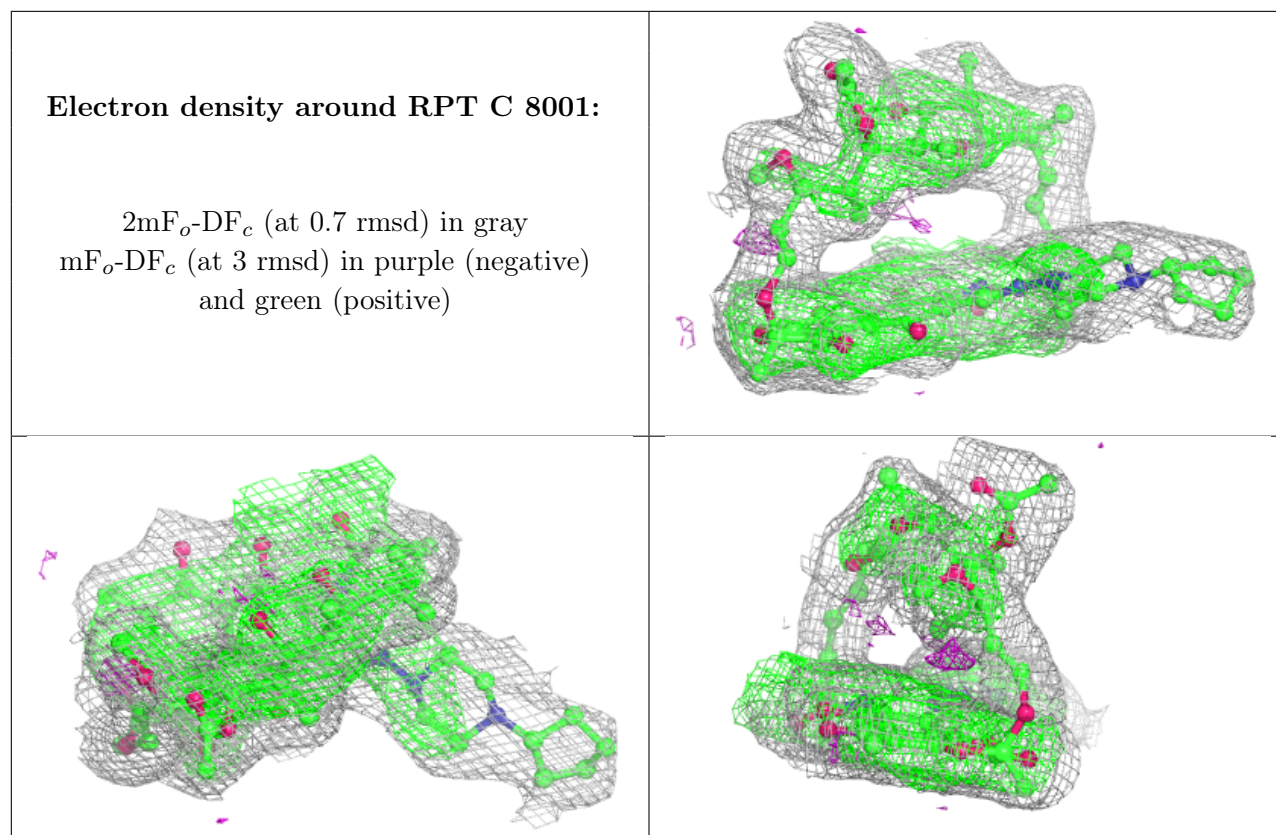
Mol	Type	Chain	Res	Atoms	RSCC	RSR	B-factors(\AA^2)	Q<0.9
6	MG	D	9039	1/1	0.99	0.12	44,44,44,44	0
6	MG	C	9071	1/1	0.99	0.11	42,42,42,42	0
6	MG	C	9079	1/1	0.99	0.11	38,38,38,38	0
6	MG	N	9430	1/1	0.99	0.08	57,57,57,57	0
6	MG	N	9431	1/1	0.99	0.12	39,39,39,39	0
6	MG	C	9086	1/1	0.99	0.14	39,39,39,39	0
6	MG	N	9443	1/1	0.99	0.13	54,54,54,54	0
6	MG	N	9444	1/1	0.99	0.15	49,49,49,49	0
6	MG	F	9382	1/1	0.99	0.09	40,40,40,40	0
6	MG	N	9448	1/1	0.99	0.09	51,51,51,51	0
6	MG	D	9058	1/1	0.99	0.08	38,38,38,38	0
6	MG	A	9342	1/1	0.99	0.12	39,39,39,39	0
6	MG	N	9451	1/1	0.99	0.06	41,41,41,41	0
6	MG	B	9094	1/1	0.99	0.15	38,38,38,38	0
6	MG	N	9467	1/1	0.99	0.12	35,35,35,35	0
6	MG	N	9468	1/1	0.99	0.10	55,55,55,55	0
6	MG	N	9472	1/1	0.99	0.15	56,56,56,56	0
6	MG	A	9345	1/1	0.99	0.12	41,41,41,41	0
6	MG	N	9476	1/1	0.99	0.09	54,54,54,54	0
6	MG	N	9484	1/1	0.99	0.07	37,37,37,37	0
6	MG	F	9393	1/1	0.99	0.12	38,38,38,38	0
6	MG	F	9481	1/1	0.99	0.08	57,57,57,57	0
6	MG	O	9254	1/1	0.99	0.08	39,39,39,39	0
6	MG	A	9106	1/1	0.99	0.12	38,38,38,38	0
6	MG	D	9070	1/1	0.99	0.07	33,33,33,33	0
6	MG	D	9072	1/1	0.99	0.14	32,32,32,32	0
6	MG	O	9483	1/1	0.99	0.09	63,63,63,63	0
6	MG	K	9223	1/1	0.99	0.09	32,32,32,32	0
6	MG	K	9244	1/1	0.99	0.07	44,44,44,44	0
6	MG	C	9114	1/1	0.99	0.09	30,30,30,30	0
6	MG	D	9077	1/1	0.99	0.11	35,35,35,35	0
6	MG	C	9115	1/1	0.99	0.11	36,36,36,36	0
6	MG	D	9084	1/1	0.99	0.11	37,37,37,37	0
6	MG	D	9085	1/1	0.99	0.18	49,49,49,49	0
6	MG	P	9255	1/1	0.99	0.12	34,34,34,34	0
6	MG	P	9277	1/1	0.99	0.09	41,41,41,41	0
6	MG	B	9110	1/1	0.99	0.12	49,49,49,49	0
6	MG	D	9089	1/1	0.99	0.09	36,36,36,36	0
6	MG	K	9413	1/1	0.99	0.10	54,54,54,54	0
6	MG	K	9432	1/1	0.99	0.13	49,49,49,49	0
6	MG	P	9315	1/1	0.99	0.08	35,35,35,35	0
6	MG	B	9116	1/1	0.99	0.09	38,38,38,38	0

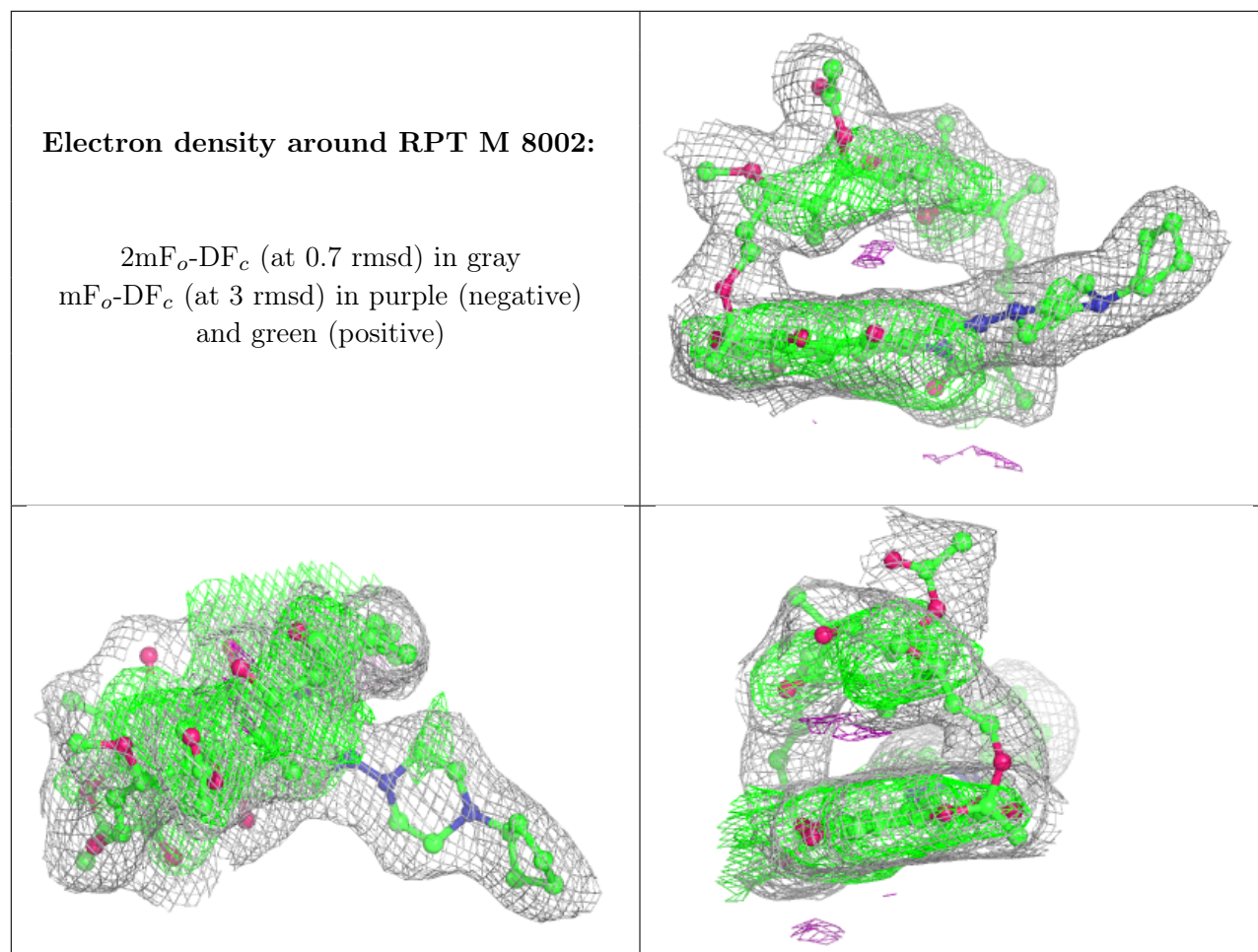
Continued on next page...

Continued from previous page...

Mol	Type	Chain	Res	Atoms	RSCC	RSR	B-factors(\AA^2)	Q<0.9
6	MG	P	9399	1/1	0.99	0.11	34,34,34,34	0
6	MG	P	9436	1/1	0.99	0.11	49,49,49,49	0
6	MG	P	9446	1/1	0.99	0.13	34,34,34,34	0
6	MG	C	9126	1/1	0.99	0.10	46,46,46,46	0
6	MG	K	9469	1/1	0.99	0.12	50,50,50,50	0
6	MG	D	9100	1/1	0.99	0.08	43,43,43,43	0
8	ZN	D	7112	1/1	0.99	0.10	80,80,80,80	0
8	ZN	N	7059	1/1	0.99	0.12	93,93,93,93	0
8	ZN	N	7113	1/1	0.99	0.13	84,84,84,84	0
6	MG	K	9180	1/1	1.00	0.11	42,42,42,42	0
6	MG	N	9408	1/1	1.00	0.14	45,45,45,45	0
6	MG	M	9248	1/1	1.00	0.08	48,48,48,48	0
6	MG	N	9249	1/1	1.00	0.10	45,45,45,45	0
6	MG	M	9401	1/1	1.00	0.10	37,37,37,37	0
6	MG	P	9258	1/1	1.00	0.14	51,51,51,51	0
6	MG	F	9101	1/1	1.00	0.12	44,44,44,44	0
6	MG	C	9076	1/1	1.00	0.12	33,33,33,33	0
6	MG	M	9485	1/1	1.00	0.07	54,54,54,54	0
6	MG	N	9311	1/1	1.00	0.10	39,39,39,39	0
6	MG	M	9230	1/1	1.00	0.11	50,50,50,50	0
6	MG	D	9091	1/1	1.00	0.13	27,27,27,27	0
6	MG	F	9057	1/1	1.00	0.09	30,30,30,30	0
6	MG	N	9271	1/1	1.00	0.07	43,43,43,43	0
6	MG	O	9266	1/1	1.00	0.08	47,47,47,47	0
6	MG	C	9361	1/1	1.00	0.10	41,41,41,41	0
6	MG	P	9482	1/1	1.00	0.11	48,48,48,48	0
6	MG	C	9487	1/1	1.00	0.11	32,32,32,32	0
6	MG	D	9117	1/1	1.00	0.13	48,48,48,48	0
6	MG	M	9319	1/1	1.00	0.12	41,41,41,41	0
6	MG	M	9320	1/1	1.00	0.11	34,34,34,34	0
6	MG	N	9193	1/1	1.00	0.15	34,34,34,34	0
6	MG	M	9321	1/1	1.00	0.12	41,41,41,41	0

The following is a graphical depiction of the model fit to experimental electron density of all instances of the Ligand of Interest. In addition, ligands with molecular weight > 250 and outliers as shown on the geometry validation Tables will also be included. Each fit is shown from different orientation to approximate a three-dimensional view.





6.5 Other polymers [i](#)

There are no such residues in this entry.