



Full wwPDB X-ray Structure Validation Report ⓘ

Aug 16, 2023 – 12:03 PM EDT

PDB ID : 2AAF
Title : Structure of H278A arginine deiminase with L-arginine forming a S-alkylthiuronium reaction intermediate
Authors : Galkin, A.; Lu, X.; Dunaway-Mariano, D.; Herzberg, O.
Deposited on : 2005-07-13
Resolution : 2.30 Å(reported)

This is a Full wwPDB X-ray Structure Validation Report for a publicly released PDB entry.

We welcome your comments at validation@mail.wwpdb.org

A user guide is available at

<https://www.wwpdb.org/validation/2017/XrayValidationReportHelp>

with specific help available everywhere you see the ⓘ symbol.

The types of validation reports are described at

<http://www.wwpdb.org/validation/2017/FAQs#types>.

The following versions of software and data (see [references ⓘ](#)) were used in the production of this report:

MolProbity : 4.02b-467
Mogul : 1.8.5 (274361), CSD as541be (2020)
Xtriage (Phenix) : 1.13
EDS : 2.35
Percentile statistics : 20191225.v01 (using entries in the PDB archive December 25th 2019)
Refmac : 5.8.0158
CCP4 : 7.0.044 (Gargrove)
Ideal geometry (proteins) : Engh & Huber (2001)
Ideal geometry (DNA, RNA) : Parkinson et al. (1996)
Validation Pipeline (wwPDB-VP) : 2.35

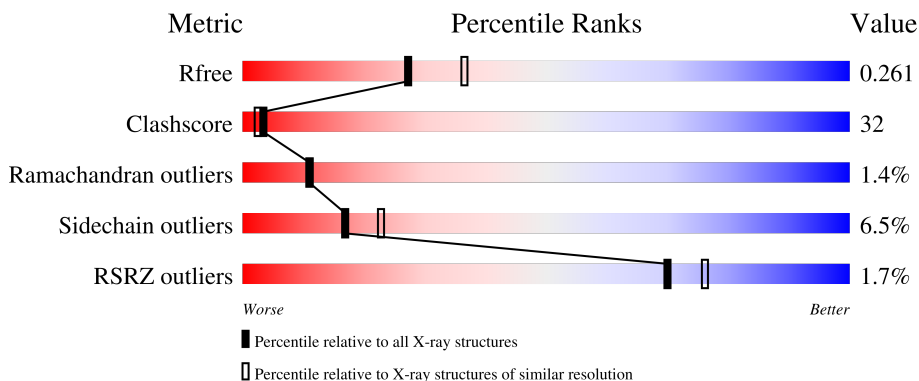
1 Overall quality at a glance

The following experimental techniques were used to determine the structure:

X-RAY DIFFRACTION

The reported resolution of this entry is 2.30 Å.

Percentile scores (ranging between 0-100) for global validation metrics of the entry are shown in the following graphic. The table shows the number of entries on which the scores are based.



Metric	Whole archive (#Entries)	Similar resolution (#Entries, resolution range(Å))
R_{free}	130704	5042 (2.30-2.30)
Clashscore	141614	5643 (2.30-2.30)
Ramachandran outliers	138981	5575 (2.30-2.30)
Sidechain outliers	138945	5575 (2.30-2.30)
RSRZ outliers	127900	4938 (2.30-2.30)

The table below summarises the geometric issues observed across the polymeric chains and their fit to the electron density. The red, orange, yellow and green segments of the lower bar indicate the fraction of residues that contain outliers for ≥ 3 , 2, 1 and 0 types of geometric quality criteria respectively. A grey segment represents the fraction of residues that are not modelled. The numeric value for each fraction is indicated below the corresponding segment, with a dot representing fractions $\leq 5\%$. The upper red bar (where present) indicates the fraction of residues that have poor fit to the electron density. The numeric value is given above the bar.

Mol	Chain	Length	Quality of chain
1	A	418	
1	B	418	
1	C	418	
1	D	418	

2 Entry composition

There are 2 unique types of molecules in this entry. The entry contains 13542 atoms, of which 0 are hydrogens and 0 are deuteriums.

In the tables below, the ZeroOcc column contains the number of atoms modelled with zero occupancy, the AltConf column contains the number of residues with at least one atom in alternate conformation and the Trace column contains the number of residues modelled with at most 2 atoms.

- Molecule 1 is a protein called Arginine deiminase.

Mol	Chain	Residues	Atoms					ZeroOcc	AltConf	Trace
			Total	C	N	O	S			
1	A	405	Total 3170	C 2004	N 553	O 596	S 17	0	0	0
1	B	409	Total 3202	C 2024	N 557	O 604	S 17	0	0	0
1	C	406	Total 3185	C 2014	N 554	O 600	S 17	0	0	0
1	D	406	Total 3183	C 2013	N 554	O 599	S 17	0	0	0

There are 8 discrepancies between the modelled and reference sequences:

Chain	Residue	Modelled	Actual	Comment	Reference
A	278	ALA	HIS	engineered mutation	UNP P13981
A	406	CYR	CYS	modified residue	UNP P13981
B	278	ALA	HIS	engineered mutation	UNP P13981
B	406	CYR	CYS	modified residue	UNP P13981
C	278	ALA	HIS	engineered mutation	UNP P13981
C	406	CYR	CYS	modified residue	UNP P13981
D	278	ALA	HIS	engineered mutation	UNP P13981
D	406	CYR	CYS	modified residue	UNP P13981

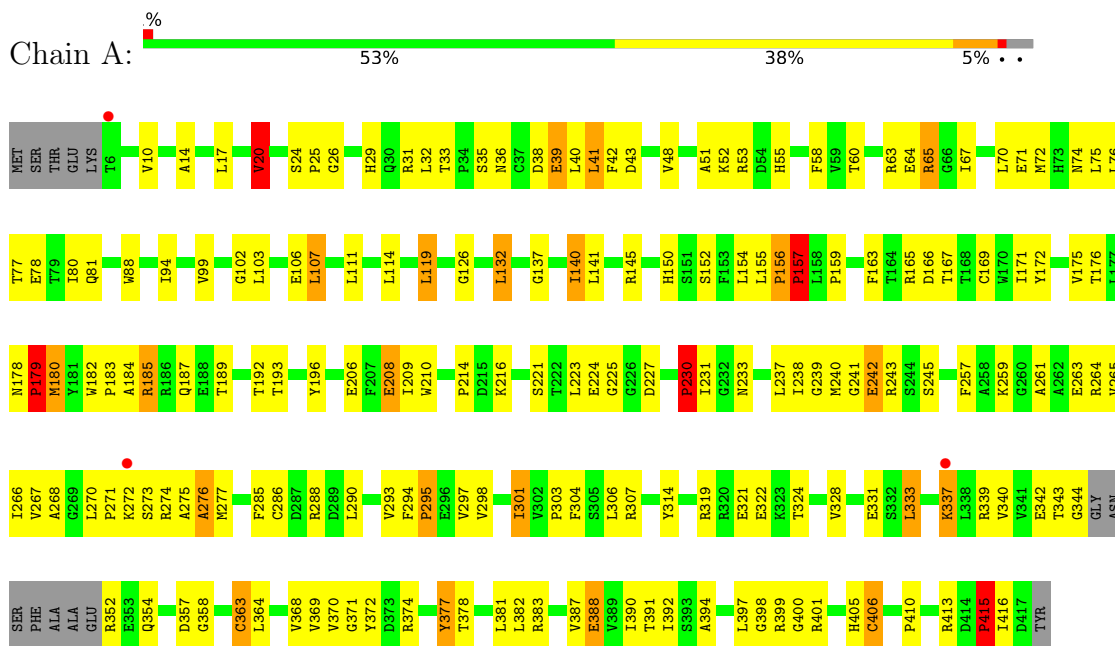
- Molecule 2 is water.

Mol	Chain	Residues	Atoms		ZeroOcc	AltConf
2	A	227	Total 227	O 227	0	0
2	B	209	Total 209	O 209	0	0
2	C	187	Total 187	O 187	0	0
2	D	179	Total 179	O 179	0	0

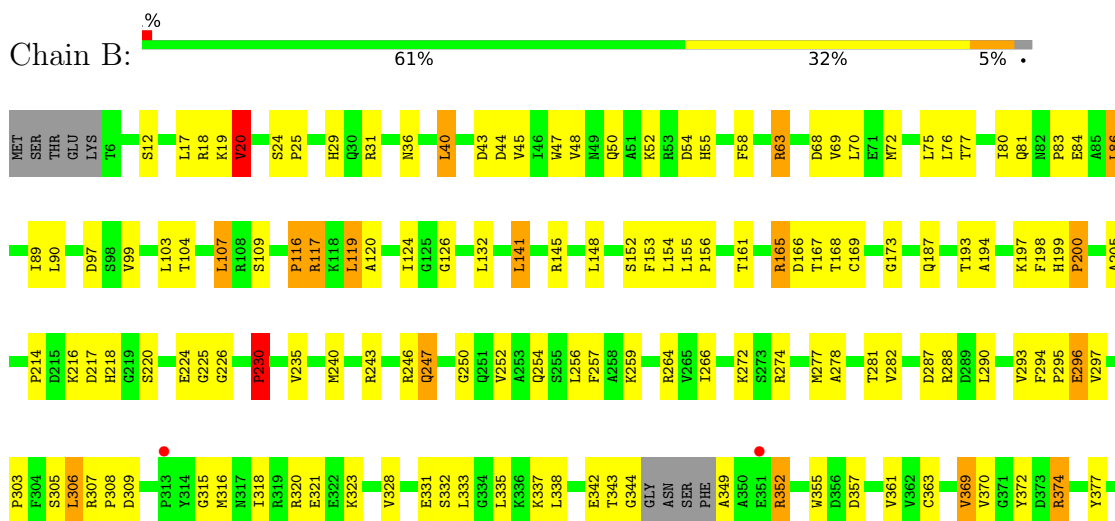
3 Residue-property plots [i](#)

These plots are drawn for all protein, RNA, DNA and oligosaccharide chains in the entry. The first graphic for a chain summarises the proportions of the various outlier classes displayed in the second graphic. The second graphic shows the sequence view annotated by issues in geometry and electron density. Residues are color-coded according to the number of geometric quality criteria for which they contain at least one outlier: green = 0, yellow = 1, orange = 2 and red = 3 or more. A red dot above a residue indicates a poor fit to the electron density ($RSRZ > 2$). Stretches of 2 or more consecutive residues without any outlier are shown as a green connector. Residues present in the sample, but not in the model, are shown in grey.

- Molecule 1: Arginine deiminase



- Molecule 1: Arginine deiminase



4 Data and refinement statistics

Property	Value	Source
Space group	P 21 21 21	Depositor
Cell constants a, b, c, α , β , γ	90.80Å 121.20Å 151.30Å 90.00° 90.00° 90.00°	Depositor
Resolution (Å)	20.00 – 2.30 19.91 – 2.30	Depositor EDS
% Data completeness (in resolution range)	(Not available) (20.00-2.30) 98.8 (19.91-2.30)	Depositor EDS
R_{merge}	0.10	Depositor
R_{sym}	(Not available)	Depositor
$\langle I/\sigma(I) \rangle$ ¹	2.33 (at 2.30Å)	Xtrriage
Refinement program	CNS	Depositor
R, R_{free}	0.200 , 0.264 0.199 , 0.261	Depositor DCC
R_{free} test set	3759 reflections (5.09%)	wwPDB-VP
Wilson B-factor (Å ²)	28.2	Xtrriage
Anisotropy	0.290	Xtrriage
Bulk solvent k_{sol} (e/Å ³), B_{sol} (Å ²)	0.32 , 60.4	EDS
L-test for twinning ²	$\langle L \rangle = 0.48$, $\langle L^2 \rangle = 0.31$	Xtrriage
Estimated twinning fraction	No twinning to report.	Xtrriage
F_o, F_c correlation	0.95	EDS
Total number of atoms	13542	wwPDB-VP
Average B, all atoms (Å ²)	35.0	wwPDB-VP

Xtrriage's analysis on translational NCS is as follows: *The analyses of the Patterson function reveals a significant off-origin peak that is 23.50 % of the origin peak, indicating pseudo-translational symmetry. The chance of finding a peak of this or larger height randomly in a structure without pseudo-translational symmetry is equal to 4.6062e-03. The detected translational NCS is most likely also responsible for the elevated intensity ratio.*

¹Intensities estimated from amplitudes.

²Theoretical values of $\langle |L| \rangle$, $\langle L^2 \rangle$ for acentric reflections are 0.5, 0.333 respectively for untwinned datasets, and 0.375, 0.2 for perfectly twinned datasets.

5 Model quality i

5.1 Standard geometry i

Bond lengths and bond angles in the following residue types are not validated in this section: CYR

The Z score for a bond length (or angle) is the number of standard deviations the observed value is removed from the expected value. A bond length (or angle) with $|Z| > 5$ is considered an outlier worth inspection. RMSZ is the root-mean-square of all Z scores of the bond lengths (or angles).

Mol	Chain	Bond lengths		Bond angles	
		RMSZ	# Z >5	RMSZ	# Z >5
1	A	0.72	1/3218 (0.0%)	1.01	8/4363 (0.2%)
1	B	0.77	0/3251	0.98	4/4407 (0.1%)
1	C	0.70	1/3234 (0.0%)	0.94	3/4383 (0.1%)
1	D	0.72	1/3232 (0.0%)	0.97	4/4381 (0.1%)
All	All	0.73	3/12935 (0.0%)	0.97	19/17534 (0.1%)

Chiral center outliers are detected by calculating the chiral volume of a chiral center and verifying if the center is modelled as a planar moiety or with the opposite hand. A planarity outlier is detected by checking planarity of atoms in a peptide group, atoms in a mainchain group or atoms of a sidechain that are expected to be planar.

Mol	Chain	#Chirality outliers	#Planarity outliers
1	A	0	1

All (3) bond length outliers are listed below:

Mol	Chain	Res	Type	Atoms	Z	Observed(Å)	Ideal(Å)
1	D	169	CYS	CB-SG	-5.37	1.73	1.81
1	C	37	CYS	CB-SG	-5.19	1.73	1.81
1	A	415	PRO	N-CD	5.11	1.55	1.47

All (19) bond angle outliers are listed below:

Mol	Chain	Res	Type	Atoms	Z	Observed(°)	Ideal(°)
1	D	277	MET	C-N-CA	12.39	152.68	121.70
1	D	278	ALA	N-CA-CB	9.03	122.74	110.10
1	B	230	PRO	CA-N-CD	-8.89	99.06	111.50
1	A	157	PRO	CA-N-CD	-7.63	100.81	111.50
1	A	20	VAL	CB-CA-C	-7.32	97.50	111.40
1	A	179	PRO	CA-N-CD	-7.17	101.46	111.50

Continued on next page...

Continued from previous page...

Mol	Chain	Res	Type	Atoms	Z	Observed(°)	Ideal(°)
1	C	165	ARG	NE-CZ-NH2	-7.01	116.79	120.30
1	A	230	PRO	CA-N-CD	-6.98	101.73	111.50
1	B	20	VAL	CB-CA-C	-6.70	98.66	111.40
1	A	185	ARG	NE-CZ-NH1	-6.14	117.23	120.30
1	D	277	MET	CA-C-N	-5.95	104.11	117.20
1	A	156	PRO	O-C-N	5.85	132.21	121.10
1	C	68	ASP	CB-CG-OD1	5.74	123.46	118.30
1	B	352	ARG	NE-CZ-NH2	-5.31	117.64	120.30
1	A	382	LEU	CA-CB-CG	5.25	127.38	115.30
1	B	63	ARG	NE-CZ-NH1	5.22	122.91	120.30
1	D	80	ILE	CB-CA-C	-5.14	101.31	111.60
1	C	373	ASP	CB-CG-OD2	5.12	122.91	118.30
1	A	166	ASP	CB-CA-C	-5.08	100.23	110.40

There are no chirality outliers.

All (1) planarity outliers are listed below:

Mol	Chain	Res	Type	Group
1	A	196	TYR	Sidechain

5.2 Too-close contacts

In the following table, the Non-H and H(model) columns list the number of non-hydrogen atoms and hydrogen atoms in the chain respectively. The H(added) column lists the number of hydrogen atoms added and optimized by MolProbity. The Clashes column lists the number of clashes within the asymmetric unit, whereas Symm-Clashes lists symmetry-related clashes.

Mol	Chain	Non-H	H(model)	H(added)	Clashes	Symm-Clashes
1	A	3170	0	3160	224	0
1	B	3202	0	3185	187	0
1	C	3185	0	3168	209	0
1	D	3183	0	3168	226	0
2	A	227	0	0	81	0
2	B	209	0	0	53	0
2	C	187	0	0	79	0
2	D	179	0	0	73	0
All	All	13542	0	12681	820	0

The all-atom clashscore is defined as the number of clashes found per 1000 atoms (including hydrogen atoms). The all-atom clashscore for this structure is 32.

All (820) close contacts within the same asymmetric unit are listed below, sorted by their clash

magnitude.

Atom-1	Atom-2	Interatomic distance (Å)	Clash overlap (Å)
1:C:364:LEU:HG	2:C:604:HOH:O	1.29	1.27
1:A:364:LEU:HB3	2:A:634:HOH:O	1.30	1.27
1:B:187:GLN:HG2	2:B:423:HOH:O	1.33	1.26
1:A:192:THR:HB	2:A:623:HOH:O	1.26	1.24
1:A:74:ASN:HB3	2:A:620:HOH:O	1.36	1.22
1:C:44:ASP:HB2	2:C:586:HOH:O	1.41	1.20
1:D:253:ALA:HB3	2:D:586:HOH:O	1.40	1.20
1:D:167:THR:HB	2:D:571:HOH:O	1.37	1.20
1:A:114:LEU:HB2	2:A:622:HOH:O	1.41	1.19
1:C:333:LEU:HA	2:C:597:HOH:O	1.40	1.18
1:B:357:ASP:HB3	2:B:614:HOH:O	1.45	1.17
1:A:14:ALA:HB2	2:A:621:HOH:O	1.43	1.15
1:A:140:ILE:HB	2:A:626:HOH:O	1.46	1.14
1:C:100:GLY:HA3	2:C:602:HOH:O	1.46	1.13
1:C:418:TYR:HD1	2:C:598:HOH:O	1.31	1.13
1:D:60:THR:HA	2:D:588:HOH:O	1.50	1.11
1:A:180:MET:HE2	2:A:481:HOH:O	1.51	1.10
1:C:33:THR:HG22	1:C:35:SER:H	1.15	1.10
1:B:167:THR:HG22	1:B:168:THR:HG23	1.35	1.09
1:D:7:LYS:H	1:D:7:LYS:HD2	1.05	1.09
1:B:153:PHE:HD2	2:B:625:HOH:O	1.37	1.08
1:D:343:THR:HG21	1:D:358:GLY:H	1.11	1.07
1:A:322:GLU:HG3	2:A:630:HOH:O	1.53	1.07
1:B:274:ARG:HB3	1:B:277:MET:HE1	1.31	1.07
1:C:150:HIS:HD2	2:C:590:HOH:O	1.37	1.06
1:D:344:GLY:HA2	2:D:580:HOH:O	1.56	1.05
1:A:344:GLY:HA2	2:A:607:HOH:O	1.56	1.05
1:D:76:LEU:HG	2:D:583:HOH:O	1.54	1.04
1:B:257:PHE:CE2	1:B:308:PRO:HD3	1.92	1.03
1:B:352:ARG:HD2	2:B:620:HOH:O	1.58	1.03
1:D:43:ASP:CG	1:D:401:ARG:HH12	1.60	1.02
1:B:397:LEU:HD22	2:B:622:HOH:O	1.57	1.02
1:B:145:ARG:HD3	1:B:152:SER:HB3	1.40	1.02
1:C:76:LEU:HD12	1:C:120:ALA:CB	1.91	1.00
1:D:293:VAL:HB	2:D:582:HOH:O	1.59	1.00
1:A:179:PRO:HD3	2:A:602:HOH:O	1.61	1.00
1:A:343:THR:HB	2:A:608:HOH:O	1.61	0.99
1:A:377:TYR:HD2	2:A:625:HOH:O	1.45	0.99
1:D:276:ALA:HB1	2:D:577:HOH:O	1.61	0.98
1:B:99:VAL:HB	2:B:612:HOH:O	1.63	0.98
1:B:369:VAL:HG13	2:B:623:HOH:O	1.62	0.97

Continued on next page...

Continued from previous page...

Atom-1	Atom-2	Interatomic distance (Å)	Clash overlap (Å)
1:B:361:VAL:HB	2:B:623:HOH:O	1.64	0.97
1:D:69:VAL:HG21	2:D:570:HOH:O	1.65	0.96
1:D:124:ILE:HA	2:D:584:HOH:O	1.64	0.96
1:D:190:LEU:HD21	2:D:576:HOH:O	1.66	0.95
1:D:177:LEU:HB3	2:D:574:HOH:O	1.67	0.95
1:A:171:ILE:HG23	1:A:230:PRO:HG3	1.46	0.94
1:B:294:PHE:CE1	1:B:344:GLY:HA3	2.02	0.93
1:D:288:ARG:HD2	2:D:466:HOH:O	1.66	0.93
1:B:294:PHE:HE1	1:B:344:GLY:HA3	1.33	0.93
1:C:213:ASP:HB3	2:C:595:HOH:O	1.67	0.92
1:B:323:LYS:HB2	2:B:605:HOH:O	1.71	0.91
1:B:217:ASP:HA	2:C:582:HOH:O	1.68	0.91
1:C:274:ARG:HG2	1:C:297:VAL:HG22	1.51	0.91
1:A:38:ASP:HA	2:A:604:HOH:O	1.69	0.91
1:A:241:GLY:HA3	2:A:603:HOH:O	1.71	0.91
1:A:400:GLY:HA2	2:A:629:HOH:O	1.71	0.91
1:C:288:ARG:HB2	2:C:600:HOH:O	1.69	0.91
1:A:67:ILE:HD11	2:A:634:HOH:O	1.70	0.90
1:B:257:PHE:CD2	1:B:308:PRO:HD3	2.07	0.90
1:C:278:ALA:O	1:C:281:THR:HG22	1.71	0.90
1:D:7:LYS:H	1:D:7:LYS:CD	1.84	0.90
1:A:274:ARG:HD2	1:A:277:MET:HE3	1.54	0.90
1:C:31:ARG:HA	2:C:546:HOH:O	1.72	0.89
1:D:183:PRO:HA	1:D:186:ARG:NE	1.88	0.89
1:A:224:GLU:OE2	1:A:243:ARG:HD3	1.71	0.89
1:B:303:PRO:HG2	1:B:321:GLU:HB2	1.54	0.89
1:C:33:THR:HG22	1:C:35:SER:N	1.87	0.89
1:C:65:ARG:HB2	2:C:538:HOH:O	1.73	0.87
1:A:259:LYS:HD3	2:A:638:HOH:O	1.75	0.87
1:D:293:VAL:HG13	1:D:298:VAL:HG21	1.53	0.87
1:C:184:ALA:HB3	2:C:570:HOH:O	1.75	0.86
1:D:340:VAL:HB	2:D:582:HOH:O	1.75	0.86
2:C:583:HOH:O	1:D:399:ARG:HG3	1.74	0.86
1:D:103:LEU:HD13	1:D:154:LEU:HD21	1.56	0.86
1:A:180:MET:SD	2:A:627:HOH:O	2.33	0.86
1:A:102:GLY:HA3	2:A:624:HOH:O	1.75	0.86
1:C:183:PRO:HA	1:C:186:ARG:HH11	1.37	0.86
1:A:293:VAL:O	1:A:295:PRO:HD3	1.76	0.86
1:D:43:ASP:CG	1:D:401:ARG:NH1	2.28	0.85
1:A:286:CYS:HB2	1:A:290:LEU:HD12	1.58	0.85
1:C:374:ARG:NH2	1:D:399:ARG:HH21	1.73	0.85

Continued on next page...

Continued from previous page...

Atom-1	Atom-2	Interatomic distance (Å)	Clash overlap (Å)
1:C:180:MET:HE3	1:C:180:MET:HA	1.56	0.85
1:D:7:LYS:HD2	1:D:7:LYS:N	1.89	0.85
1:D:186:ARG:HA	2:D:595:HOH:O	1.76	0.84
1:D:59:VAL:HG13	2:D:570:HOH:O	1.76	0.84
1:B:17:LEU:HB2	2:B:601:HOH:O	1.75	0.84
1:D:276:ALA:HB2	2:D:581:HOH:O	1.78	0.83
1:C:180:MET:HA	1:C:180:MET:CE	2.09	0.83
1:B:25:PRO:HA	1:B:29:HIS:CE1	2.13	0.83
1:C:216:LYS:HB3	2:C:595:HOH:O	1.79	0.82
1:D:23:CYS:SG	2:D:593:HOH:O	2.35	0.82
1:C:76:LEU:HD12	1:C:120:ALA:HB1	1.60	0.82
1:A:259:LYS:CD	2:A:638:HOH:O	2.26	0.82
1:C:107:LEU:HD11	1:C:155:LEU:HD22	1.60	0.82
1:D:343:THR:HG21	1:D:358:GLY:N	1.92	0.82
1:A:17:LEU:HD21	1:A:20:VAL:HG13	1.61	0.82
1:C:180:MET:HE2	2:C:543:HOH:O	1.78	0.81
1:C:156:PRO:HG2	2:C:594:HOH:O	1.79	0.81
2:C:583:HOH:O	1:D:399:ARG:CG	2.29	0.81
1:A:358:GLY:HA3	1:A:378:THR:HG21	1.62	0.81
1:B:306:LEU:HD11	1:B:316:MET:SD	2.20	0.81
1:C:180:MET:SD	2:C:588:HOH:O	2.39	0.81
1:C:67:ILE:HG22	2:C:540:HOH:O	1.80	0.80
1:D:99:VAL:HG13	1:D:154:LEU:HD22	1.62	0.80
1:D:124:ILE:HD13	2:D:593:HOH:O	1.81	0.80
1:A:25:PRO:HA	1:A:29:HIS:CE1	2.16	0.80
1:B:272:LYS:HD3	2:C:507:HOH:O	1.80	0.80
1:B:413:ARG:CZ	2:B:601:HOH:O	2.29	0.80
1:A:240:MET:HE1	1:A:267:VAL:HG11	1.63	0.80
1:A:337:LYS:HE3	2:A:473:HOH:O	1.81	0.80
1:A:377:TYR:CD2	2:A:625:HOH:O	2.23	0.80
1:B:72:MET:CE	2:B:421:HOH:O	2.30	0.80
1:C:165:ARG:O	1:C:225:GLY:HA3	1.83	0.79
1:D:150:HIS:CE1	2:D:597:HOH:O	2.35	0.79
1:A:265:VAL:HG12	2:A:591:HOH:O	1.80	0.79
1:D:416:ILE:HG13	1:D:417:ASP:H	1.48	0.79
1:A:119:LEU:HB2	2:A:622:HOH:O	1.84	0.77
1:B:349:ALA:HB2	2:B:487:HOH:O	1.84	0.77
1:C:33:THR:CG2	1:C:35:SER:H	1.94	0.77
1:D:401:ARG:HG2	1:D:401:ARG:HH11	1.50	0.77
1:D:191:LEU:CD1	2:D:584:HOH:O	2.33	0.77
1:D:76:LEU:CG	2:D:583:HOH:O	2.22	0.76

Continued on next page...

Continued from previous page...

Atom-1	Atom-2	Interatomic distance (Å)	Clash overlap (Å)
1:C:17:LEU:HD11	1:C:20:VAL:HG13	1.68	0.76
1:C:183:PRO:HA	1:C:186:ARG:NH1	2.00	0.76
1:D:107:LEU:HG	1:D:154:LEU:HD13	1.67	0.76
1:A:119:LEU:HG	2:A:622:HOH:O	1.86	0.75
1:D:189:THR:HA	2:D:571:HOH:O	1.85	0.75
1:D:214:PRO:HD3	2:D:574:HOH:O	1.86	0.75
1:C:374:ARG:NH2	1:D:399:ARG:NH2	2.34	0.75
1:C:224:GLU:HG3	2:C:543:HOH:O	1.85	0.75
1:B:277:MET:HE3	1:B:282:VAL:HG11	1.67	0.75
1:C:14:ALA:HB2	2:C:541:HOH:O	1.86	0.75
1:B:257:PHE:CZ	1:B:308:PRO:HD3	2.21	0.75
1:C:218:HIS:ND1	2:C:593:HOH:O	2.20	0.75
1:D:63:ARG:HB3	2:D:588:HOH:O	1.87	0.75
1:D:277:MET:HB3	2:D:572:HOH:O	1.86	0.74
1:A:169:CYS:SG	1:A:225:GLY:HA2	2.27	0.74
1:A:119:LEU:CB	2:A:622:HOH:O	2.36	0.74
1:C:17:LEU:HD11	1:C:20:VAL:CG1	2.18	0.74
1:D:84:GLU:HG3	2:D:591:HOH:O	1.87	0.74
1:B:141:LEU:HB2	2:B:607:HOH:O	1.88	0.73
1:C:107:LEU:HD11	1:C:155:LEU:CD2	2.19	0.73
1:C:238:ILE:HB	2:C:571:HOH:O	1.89	0.73
1:A:99:VAL:HG21	1:A:107:LEU:HD12	1.72	0.72
1:B:166:ASP:OD1	1:B:406:CYR:H51	1.89	0.72
1:A:43:ASP:HB3	1:A:399:ARG:O	1.88	0.72
1:B:337:LYS:CE	2:B:624:HOH:O	2.38	0.72
1:B:274:ARG:HB3	1:B:277:MET:CE	2.12	0.72
1:B:337:LYS:HE2	2:B:624:HOH:O	1.88	0.72
1:C:150:HIS:HA	2:C:507:HOH:O	1.88	0.72
1:D:330:ALA:HB2	1:D:338:LEU:HG	1.71	0.72
1:A:337:LYS:CE	2:A:473:HOH:O	2.37	0.71
1:C:17:LEU:HD21	1:C:20:VAL:HG11	1.72	0.71
1:C:240:MET:CE	1:C:246:ARG:HB3	2.20	0.71
1:B:217:ASP:CA	2:C:582:HOH:O	2.31	0.71
1:C:47:TRP:CZ2	2:C:587:HOH:O	2.42	0.71
1:D:223:LEU:HD23	1:D:224:GLU:N	2.06	0.71
1:A:182:TRP:HE1	1:A:243:ARG:HH21	1.37	0.71
1:A:267:VAL:HG23	2:A:591:HOH:O	1.89	0.71
1:A:272:LYS:HG3	1:A:273:SER:H	1.56	0.71
1:C:199:HIS:HE1	1:C:201:GLU:HG3	1.55	0.71
1:C:216:LYS:CB	2:C:595:HOH:O	2.37	0.71
1:D:70:LEU:HD22	1:D:75:LEU:HD21	1.72	0.71

Continued on next page...

Continued from previous page...

Atom-1	Atom-2	Interatomic distance (Å)	Clash overlap (Å)
1:C:57:ASP:OD1	1:C:61:LYS:HE3	1.90	0.71
1:C:93:LYS:HA	2:C:579:HOH:O	1.89	0.70
1:B:80:ILE:HG23	1:B:86:LEU:HG	1.73	0.70
1:C:240:MET:HE1	1:C:246:ARG:HB3	1.72	0.70
1:A:107:LEU:HA	1:A:132:LEU:HD11	1.73	0.70
1:C:199:HIS:CE1	1:C:201:GLU:HG3	2.27	0.70
1:C:160:ASN:HD21	1:C:406:CYR:C1	2.05	0.69
1:D:242:GLU:HB3	2:D:471:HOH:O	1.92	0.69
1:D:290:LEU:O	1:D:291:VAL:HG13	1.92	0.69
1:A:102:GLY:CA	2:A:624:HOH:O	2.36	0.69
1:C:307:ARG:HD2	2:C:485:HOH:O	1.92	0.69
1:D:93:LYS:HB2	2:D:576:HOH:O	1.92	0.69
1:A:102:GLY:N	2:A:624:HOH:O	2.25	0.69
1:D:316:MET:HE1	2:D:586:HOH:O	1.92	0.69
1:B:274:ARG:HG3	1:B:297:VAL:HG22	1.75	0.69
1:C:293:VAL:HG13	1:C:298:VAL:HG21	1.75	0.69
1:D:186:ARG:HA	2:D:569:HOH:O	1.91	0.69
1:C:303:PRO:HG2	1:C:321:GLU:HB2	1.75	0.69
1:D:360:ASN:HB3	2:D:482:HOH:O	1.93	0.69
1:B:372:TYR:CG	1:B:394:ALA:HB2	2.28	0.68
1:A:324:THR:O	1:A:328:VAL:HG23	1.93	0.68
1:B:109:SER:HB2	2:B:528:HOH:O	1.94	0.68
1:B:217:ASP:CB	2:C:582:HOH:O	2.41	0.68
1:A:363:CYS:O	1:A:413:ARG:NH2	2.26	0.68
1:C:186:ARG:HG2	2:C:545:HOH:O	1.91	0.68
1:A:33:THR:HG23	1:A:35:SER:H	1.59	0.68
1:C:182:TRP:HB3	2:C:570:HOH:O	1.93	0.68
1:A:372:TYR:CG	1:A:394:ALA:HB2	2.30	0.67
1:B:349:ALA:N	1:B:352:ARG:HE	1.92	0.67
2:A:471:HOH:O	1:B:45:VAL:HG12	1.93	0.67
1:C:120:ALA:O	1:C:124:ILE:HD12	1.95	0.67
1:B:369:VAL:HG22	2:B:623:HOH:O	1.95	0.67
1:C:289:ASP:HB2	2:C:504:HOH:O	1.94	0.67
1:C:50:GLN:HB2	2:C:587:HOH:O	1.95	0.67
1:A:80:ILE:HD12	1:A:119:LEU:HD13	1.77	0.67
1:A:17:LEU:HD21	1:A:20:VAL:CG1	2.25	0.66
1:B:145:ARG:CD	1:B:152:SER:HB3	2.23	0.66
1:D:76:LEU:HA	2:D:583:HOH:O	1.96	0.66
1:A:53:ARG:HD3	2:A:616:HOH:O	1.95	0.66
1:A:231:ILE:HD12	1:A:333:LEU:HD13	1.77	0.66
1:C:211:TYR:CD1	2:C:585:HOH:O	2.47	0.66

Continued on next page...

Continued from previous page...

Atom-1	Atom-2	Interatomic distance (Å)	Clash overlap (Å)
1:C:376:THR:O	1:C:380:THR:HG23	1.96	0.66
1:C:296:GLU:HB2	2:C:503:HOH:O	1.96	0.66
1:B:397:LEU:HD13	2:B:622:HOH:O	1.96	0.65
1:B:331:GLU:HG2	2:B:608:HOH:O	1.95	0.65
1:D:276:ALA:O	1:D:277:MET:HB3	1.96	0.65
1:B:17:LEU:HD11	1:B:20:VAL:HG13	1.78	0.65
1:A:343:THR:HG21	1:A:378:THR:HG23	1.78	0.65
1:D:276:ALA:O	1:D:277:MET:CB	2.44	0.65
1:B:277:MET:CE	1:B:297:VAL:HG21	2.27	0.65
1:B:355:TRP:CH2	1:B:357:ASP:HB2	2.31	0.65
1:B:257:PHE:CG	1:B:308:PRO:HG3	2.32	0.64
1:B:374:ARG:NH1	2:B:603:HOH:O	2.29	0.64
1:A:267:VAL:CG2	2:A:591:HOH:O	2.45	0.64
1:A:71:GLU:HG3	1:A:74:ASN:H	1.63	0.64
1:B:72:MET:HE1	2:B:421:HOH:O	1.92	0.64
1:B:132:LEU:HD11	1:B:154:LEU:HD11	1.80	0.64
1:C:254:GLN:HB2	1:C:316:MET:CE	2.28	0.64
1:A:240:MET:CE	1:A:267:VAL:HG11	2.28	0.64
1:A:267:VAL:N	2:A:591:HOH:O	2.30	0.63
1:A:286:CYS:HB2	1:A:290:LEU:CD1	2.26	0.63
1:C:193:THR:HG21	1:C:214:PRO:HG3	1.80	0.63
1:C:267:VAL:HB	1:C:304:PHE:HB2	1.80	0.63
1:A:88:TRP:HB2	2:A:577:HOH:O	1.98	0.63
1:B:303:PRO:CD	2:B:613:HOH:O	2.46	0.63
1:C:115:GLU:H	1:C:118:LYS:HZ2	1.46	0.63
1:A:126:GLY:HA2	1:A:156:PRO:O	1.99	0.63
1:C:20:VAL:HG22	2:C:540:HOH:O	1.99	0.63
1:C:254:GLN:HB2	1:C:316:MET:HE1	1.81	0.63
1:A:42:PHE:CD2	1:A:159:PRO:HB2	2.33	0.63
1:A:103:LEU:HD22	1:A:154:LEU:HD11	1.80	0.63
1:D:84:GLU:CG	2:D:591:HOH:O	2.44	0.63
1:A:119:LEU:CG	2:A:622:HOH:O	2.44	0.63
1:B:352:ARG:HG2	1:B:377:TYR:CE2	2.34	0.63
1:A:343:THR:HG21	1:A:378:THR:CG2	2.28	0.62
1:A:189:THR:HA	2:A:623:HOH:O	1.99	0.62
1:D:93:LYS:N	2:D:576:HOH:O	2.31	0.62
1:A:126:GLY:CA	1:A:156:PRO:O	2.48	0.62
1:C:115:GLU:H	1:C:118:LYS:NZ	1.97	0.62
1:D:191:LEU:HD11	2:D:584:HOH:O	1.98	0.62
1:B:321:GLU:HB3	2:B:605:HOH:O	1.99	0.62
1:D:343:THR:HB	2:D:544:HOH:O	1.99	0.62

Continued on next page...

Continued from previous page...

Atom-1	Atom-2	Interatomic distance (Å)	Clash overlap (Å)
1:D:416:ILE:HG23	1:D:417:ASP:N	2.14	0.62
1:C:274:ARG:HG2	1:C:297:VAL:CG2	2.27	0.62
1:C:313:PRO:HD2	2:C:510:HOH:O	1.99	0.62
1:D:43:ASP:CB	1:D:401:ARG:HH12	2.13	0.62
1:B:103:LEU:HD11	2:B:607:HOH:O	2.00	0.62
1:B:153:PHE:CD2	2:B:625:HOH:O	2.23	0.62
1:A:182:TRP:HD1	2:A:498:HOH:O	1.82	0.61
1:B:303:PRO:HD2	2:B:613:HOH:O	1.98	0.61
1:A:185:ARG:N	2:A:420:HOH:O	2.32	0.61
1:D:140:ILE:HG13	2:D:550:HOH:O	1.98	0.61
1:B:217:ASP:HB2	2:C:582:HOH:O	1.98	0.61
1:B:398:GLY:C	1:B:400:GLY:H	2.03	0.61
1:A:337:LYS:HD2	1:A:337:LYS:O	2.01	0.61
1:D:69:VAL:HG11	2:D:570:HOH:O	2.00	0.61
1:C:25:PRO:HA	1:C:29:HIS:CE1	2.36	0.61
1:A:43:ASP:HB2	1:A:401:ARG:HE	1.66	0.61
1:A:274:ARG:HD2	1:A:277:MET:CE	2.28	0.61
1:A:285:PHE:HB3	2:A:621:HOH:O	2.00	0.61
1:B:278:ALA:O	1:B:281:THR:HB	2.01	0.61
1:B:257:PHE:HB3	1:B:308:PRO:HG3	1.82	0.60
1:B:320:ARG:HD3	1:C:143:MET:HG2	1.83	0.60
1:B:320:ARG:HH11	1:B:320:ARG:HG2	1.66	0.60
1:C:265:VAL:HG12	2:C:571:HOH:O	2.02	0.60
1:C:401:ARG:HB2	1:C:406:CYR:HN22	1.66	0.60
1:A:208:GLU:OE1	1:A:259:LYS:HE2	2.01	0.60
1:B:318:ILE:HG21	1:C:140:ILE:HD13	1.82	0.60
1:D:416:ILE:HG13	1:D:417:ASP:N	2.16	0.60
1:D:132:LEU:HD11	1:D:154:LEU:HD11	1.84	0.60
1:A:39:GLU:OE2	1:A:39:GLU:O	2.19	0.60
2:A:448:HOH:O	1:D:150:HIS:HE1	1.82	0.60
1:A:41:LEU:HD12	2:A:441:HOH:O	2.02	0.59
1:D:242:GLU:HG3	1:D:243:ARG:HG2	1.82	0.59
1:A:288:ARG:HG3	1:A:288:ARG:HH11	1.67	0.59
1:D:132:LEU:HD11	1:D:154:LEU:CD1	2.33	0.59
1:B:254:GLN:HB2	1:B:316:MET:CE	2.32	0.59
1:D:182:TRP:HE3	1:D:183:PRO:HD3	1.68	0.59
1:A:99:VAL:HG12	1:A:103:LEU:HB2	1.85	0.59
1:D:343:THR:HG23	1:D:378:THR:OG1	2.03	0.59
1:A:368:VAL:HG13	1:A:388:GLU:HG2	1.85	0.59
1:C:81:GLN:O	1:C:83:PRO:HD3	2.03	0.59
1:D:383:ARG:HA	1:D:387:VAL:O	2.02	0.59

Continued on next page...

Continued from previous page...

Atom-1	Atom-2	Interatomic distance (Å)	Clash overlap (Å)
1:A:399:ARG:HH12	1:B:399:ARG:HG2	1.68	0.59
1:B:401:ARG:HB3	2:B:572:HOH:O	2.02	0.59
1:D:36:ASN:O	1:D:38:ASP:N	2.36	0.59
1:D:314:TYR:O	1:D:316:MET:HG2	2.03	0.59
1:B:165:ARG:O	1:B:225:GLY:HA3	2.03	0.58
1:D:267:VAL:HB	1:D:304:PHE:HB2	1.85	0.58
1:D:291:VAL:HG23	1:D:340:VAL:HG12	1.85	0.58
1:A:145:ARG:HB2	1:A:152:SER:HB3	1.85	0.58
1:A:239:GLY:HA2	1:A:268:ALA:HB3	1.84	0.58
1:A:33:THR:HG23	1:A:35:SER:N	2.18	0.58
1:A:400:GLY:O	1:A:401:ARG:HB2	2.04	0.58
1:C:94:ILE:O	1:C:94:ILE:HG22	2.03	0.58
1:C:182:TRP:HE1	1:C:243:ARG:NH1	2.01	0.58
1:D:140:ILE:CG1	2:D:550:HOH:O	2.52	0.58
1:A:242:GLU:HB2	2:A:597:HOH:O	2.02	0.58
1:A:243:ARG:HB2	2:A:636:HOH:O	2.02	0.58
1:A:264:ARG:HD3	1:A:307:ARG:CZ	2.33	0.58
1:A:94:ILE:HD13	1:A:107:LEU:HD13	1.85	0.58
1:A:398:GLY:C	1:A:400:GLY:H	2.07	0.58
1:C:169:CYS:O	1:C:175:VAL:HA	2.04	0.57
1:B:293:VAL:O	1:B:295:PRO:HD3	2.04	0.57
1:C:76:LEU:HD12	1:C:120:ALA:CA	2.34	0.57
1:C:156:PRO:CG	2:C:594:HOH:O	2.47	0.57
1:A:294:PHE:CD1	1:A:344:GLY:HA3	2.40	0.57
1:A:182:TRP:HE1	1:A:243:ARG:NH2	2.02	0.57
1:D:323:LYS:HB3	1:D:327:GLU:OE1	2.04	0.57
1:B:169:CYS:SG	1:B:225:GLY:HA2	2.44	0.57
1:A:42:PHE:CE1	2:A:629:HOH:O	2.53	0.57
1:D:186:ARG:CA	2:D:569:HOH:O	2.51	0.57
1:A:65:ARG:HH11	1:A:65:ARG:HB3	1.70	0.57
1:A:337:LYS:NZ	2:A:473:HOH:O	2.29	0.57
1:B:318:ILE:CG2	1:C:140:ILE:HD13	2.35	0.57
1:D:158:LEU:HD12	2:D:584:HOH:O	2.04	0.57
1:A:77:THR:O	1:A:81:GLN:HG3	2.04	0.56
1:A:272:LYS:HG3	1:A:273:SER:N	2.20	0.56
1:A:295:PRO:CG	1:A:342:GLU:HB3	2.35	0.56
1:C:292:THR:O	1:C:293:VAL:HG23	2.06	0.56
1:C:295:PRO:O	1:C:299:LYS:HG2	2.06	0.56
1:C:338:LEU:O	1:C:340:VAL:HG23	2.06	0.56
1:C:394:ALA:HB3	2:C:566:HOH:O	2.05	0.56
1:B:145:ARG:HH11	1:B:152:SER:CB	2.17	0.56

Continued on next page...

Continued from previous page...

Atom-1	Atom-2	Interatomic distance (Å)	Clash overlap (Å)
1:D:7:LYS:CD	1:D:7:LYS:N	2.58	0.56
1:B:107:LEU:HD23	1:B:132:LEU:HD21	1.85	0.56
1:D:186:ARG:HB3	2:D:433:HOH:O	2.04	0.56
1:A:63:ARG:HD2	2:A:570:HOH:O	2.05	0.56
1:A:107:LEU:HD11	1:A:155:LEU:HD21	1.87	0.56
1:D:124:ILE:HG21	2:D:593:HOH:O	2.05	0.56
1:D:39:GLU:C	1:D:41:LEU:H	2.09	0.56
1:A:58:PHE:HE1	1:A:370:VAL:HG11	1.71	0.56
1:B:295:PRO:HB2	1:B:296:GLU:OE1	2.05	0.56
1:D:39:GLU:O	1:D:41:LEU:N	2.38	0.56
1:D:17:LEU:HD11	1:D:20:VAL:CG1	2.36	0.55
1:A:274:ARG:O	1:A:276:ALA:N	2.40	0.55
1:C:76:LEU:HD11	1:C:123:LEU:HD12	1.87	0.55
1:A:295:PRO:HG2	1:A:342:GLU:HB3	1.89	0.55
1:B:107:LEU:HD11	1:B:155:LEU:HD11	1.89	0.55
1:C:307:ARG:HB3	2:C:523:HOH:O	2.06	0.55
1:A:58:PHE:CE1	1:A:370:VAL:HG11	2.41	0.55
1:C:243:ARG:CZ	2:C:439:HOH:O	2.54	0.55
1:B:399:ARG:NE	2:B:453:HOH:O	2.38	0.55
1:D:183:PRO:O	1:D:186:ARG:HG3	2.07	0.55
1:C:160:ASN:ND2	1:C:406:CYR:C1	2.70	0.55
1:B:43:ASP:HB3	1:B:399:ARG:O	2.06	0.55
1:B:335:LEU:HD12	1:B:338:LEU:HD23	1.89	0.55
1:A:42:PHE:CE2	1:A:159:PRO:HB2	2.42	0.55
1:B:217:ASP:O	1:B:218:HIS:HB2	2.06	0.55
1:C:76:LEU:HD12	1:C:120:ALA:HB2	1.84	0.55
1:C:367:GLY:O	1:C:387:VAL:HG13	2.07	0.55
1:A:399:ARG:NH1	2:A:639:HOH:O	2.40	0.55
1:B:264:ARG:HD3	1:B:307:ARG:CZ	2.37	0.55
1:A:103:LEU:HD11	1:A:141:LEU:HD11	1.88	0.54
1:D:55:HIS:O	1:D:58:PHE:HB3	2.07	0.54
1:D:293:VAL:HG13	1:D:298:VAL:CG2	2.32	0.54
1:B:19:LYS:NZ	1:B:68:ASP:OD2	2.40	0.54
1:C:138:ALA:O	1:C:142:LYS:HG3	2.06	0.54
1:D:213:ASP:C	1:D:213:ASP:OD1	2.44	0.54
1:B:318:ILE:CG2	1:C:140:ILE:CD1	2.86	0.54
1:B:363:CYS:O	1:B:413:ARG:NH2	2.31	0.54
1:D:183:PRO:HA	1:D:186:ARG:HE	1.68	0.54
1:C:180:MET:HE3	1:C:180:MET:CA	2.35	0.54
1:D:165:ARG:CZ	1:D:405:HIS:CE1	2.91	0.54
1:C:400:GLY:O	1:C:401:ARG:HB2	2.07	0.54

Continued on next page...

Continued from previous page...

Atom-1	Atom-2	Interatomic distance (Å)	Clash overlap (Å)
1:D:242:GLU:CB	2:D:471:HOH:O	2.54	0.54
1:B:197:LYS:HD3	1:B:198:PHE:CE2	2.43	0.54
1:C:296:GLU:HA	1:C:299:LYS:HE2	1.89	0.54
1:D:28:ALA:HB2	1:D:125:GLY:HA2	1.89	0.54
1:D:182:TRP:HB3	1:D:183:PRO:CD	2.38	0.54
1:B:119:LEU:HB3	2:B:619:HOH:O	2.08	0.53
1:A:41:LEU:C	1:A:41:LEU:HD23	2.28	0.53
1:A:357:ASP:CB	2:A:607:HOH:O	2.56	0.53
1:B:81:GLN:O	1:B:83:PRO:HD3	2.09	0.53
1:C:306:LEU:HD21	1:C:318:ILE:HD12	1.90	0.53
1:D:288:ARG:HH22	1:D:417:ASP:HA	1.72	0.53
1:A:42:PHE:CZ	2:A:629:HOH:O	2.62	0.53
1:B:156:PRO:HG2	2:B:519:HOH:O	2.08	0.53
1:C:47:TRP:CE2	2:C:587:HOH:O	2.59	0.53
1:D:214:PRO:CD	2:D:574:HOH:O	2.51	0.53
1:C:211:TYR:CG	2:C:585:HOH:O	2.62	0.53
1:D:186:ARG:CA	2:D:595:HOH:O	2.46	0.53
1:A:72:MET:CE	2:A:546:HOH:O	2.57	0.53
1:B:274:ARG:N	1:B:274:ARG:HD2	2.23	0.53
1:B:397:LEU:CD2	2:B:622:HOH:O	2.33	0.53
1:C:76:LEU:CD1	1:C:120:ALA:CB	2.76	0.53
1:D:325:PHE:O	1:D:329:VAL:HG23	2.09	0.53
1:B:333:LEU:HD22	1:B:418:TYR:CE1	2.44	0.53
1:B:397:LEU:CG	2:B:622:HOH:O	2.55	0.53
1:C:41:LEU:HD11	2:C:570:HOH:O	2.08	0.53
1:C:211:TYR:CE1	2:C:585:HOH:O	2.62	0.53
1:A:231:ILE:HD12	1:A:333:LEU:CD1	2.38	0.52
1:B:294:PHE:CD1	1:B:344:GLY:HA3	2.41	0.52
1:D:40:LEU:N	1:D:40:LEU:CD1	2.72	0.52
1:A:171:ILE:CG2	1:A:230:PRO:HG3	2.31	0.52
1:A:259:LYS:HD2	2:A:638:HOH:O	2.01	0.52
1:B:97:ASP:OD2	1:C:218:HIS:HA	2.09	0.52
1:B:187:GLN:N	2:B:423:HOH:O	2.41	0.52
1:B:370:VAL:HA	1:B:390:ILE:O	2.10	0.52
1:C:177:LEU:O	1:C:212:GLY:HA3	2.08	0.52
1:A:72:MET:HE1	2:A:582:HOH:O	2.09	0.52
1:A:400:GLY:O	1:A:401:ARG:CB	2.55	0.52
1:B:397:LEU:N	2:B:622:HOH:O	2.42	0.52
1:C:20:VAL:HG12	1:C:410:PRO:HA	1.92	0.52
1:C:41:LEU:HD21	2:C:570:HOH:O	2.08	0.52
1:C:67:ILE:HD11	1:C:364:LEU:HB3	1.91	0.52

Continued on next page...

Continued from previous page...

Atom-1	Atom-2	Interatomic distance (Å)	Clash overlap (Å)
1:C:211:TYR:OH	1:C:221:SER:HB3	2.10	0.52
1:D:257:PHE:HZ	1:D:306:LEU:O	1.91	0.52
1:D:85:ALA:HB2	1:D:198:PHE:CG	2.44	0.52
1:D:23:CYS:HA	1:D:71:GLU:OE2	2.09	0.52
1:C:257:PHE:CG	1:C:308:PRO:HG3	2.45	0.52
1:C:343:THR:HG22	1:C:378:THR:OG1	2.10	0.52
1:D:16:LYS:HB3	1:D:18:ARG:HH12	1.74	0.52
1:D:101:LEU:HA	2:D:578:HOH:O	2.10	0.52
1:A:94:ILE:HD11	1:A:111:LEU:HD12	1.92	0.52
1:D:140:ILE:CB	2:D:550:HOH:O	2.57	0.52
1:D:288:ARG:NH2	1:D:417:ASP:HA	2.25	0.52
1:B:17:LEU:HD21	1:B:20:VAL:CG1	2.40	0.52
1:D:186:ARG:HB3	2:D:569:HOH:O	2.10	0.52
1:A:43:ASP:HA	1:A:401:ARG:HH21	1.75	0.51
1:A:294:PHE:CE1	1:A:344:GLY:HA3	2.45	0.51
1:B:277:MET:HE1	1:B:297:VAL:HG21	1.92	0.51
1:B:288:ARG:HD2	2:B:439:HOH:O	2.10	0.51
1:C:160:ASN:HB2	2:C:480:HOH:O	2.10	0.51
1:D:182:TRP:O	1:D:186:ARG:CZ	2.58	0.51
1:A:140:ILE:HD12	1:D:318:ILE:HG21	1.92	0.51
1:A:274:ARG:CD	1:A:277:MET:HE3	2.35	0.51
1:D:195:ILE:HG13	2:D:583:HOH:O	2.09	0.51
1:A:227:ASP:O	1:A:238:ILE:HA	2.10	0.51
1:B:145:ARG:HD3	1:B:152:SER:CB	2.26	0.51
1:B:277:MET:HE3	1:B:297:VAL:HG21	1.92	0.51
1:B:318:ILE:HG23	1:C:140:ILE:HD11	1.91	0.51
1:D:223:LEU:HD23	1:D:223:LEU:C	2.31	0.51
1:A:268:ALA:HB1	1:A:301:ILE:CD1	2.40	0.51
1:C:224:GLU:OE1	1:C:243:ARG:NE	2.44	0.51
1:D:63:ARG:HG2	1:D:63:ARG:HH11	1.75	0.51
1:B:43:ASP:HB2	1:B:401:ARG:HE	1.75	0.51
1:B:86:LEU:HD22	1:B:90:LEU:HG	1.93	0.51
1:C:180:MET:CE	1:C:180:MET:CA	2.84	0.51
1:D:63:ARG:HG2	1:D:63:ARG:NH1	2.25	0.51
1:D:107:LEU:HD11	1:D:155:LEU:HD13	1.93	0.51
1:C:216:LYS:HD3	2:C:595:HOH:O	2.10	0.51
1:D:92:ARG:HG3	1:D:92:ARG:HH11	1.76	0.51
1:D:231:ILE:HD12	1:D:333:LEU:HD21	1.92	0.51
1:A:165:ARG:O	1:A:225:GLY:HA3	2.11	0.51
1:B:254:GLN:HB2	1:B:316:MET:HE1	1.93	0.51
1:C:238:ILE:CB	2:C:571:HOH:O	2.52	0.51

Continued on next page...

Continued from previous page...

Atom-1	Atom-2	Interatomic distance (Å)	Clash overlap (Å)
1:C:239:GLY:HA2	1:C:268:ALA:HB3	1.93	0.51
1:D:76:LEU:O	1:D:80:ILE:HG13	2.11	0.50
1:D:140:ILE:HB	2:D:550:HOH:O	2.11	0.50
1:D:199:HIS:CG	1:D:200:PRO:HD2	2.46	0.50
1:B:257:PHE:CG	1:B:308:PRO:HD3	2.46	0.50
1:B:309:ASP:O	1:B:315:GLY:HA2	2.11	0.50
1:C:93:LYS:HE3	1:C:155:LEU:HG	1.93	0.50
1:D:199:HIS:HD2	1:D:201:GLU:H	1.58	0.50
1:D:243:ARG:NH2	1:D:406:CYR:O1	2.44	0.50
1:D:292:THR:HG21	2:D:493:HOH:O	2.12	0.50
1:A:180:MET:CE	2:A:627:HOH:O	2.59	0.50
1:A:374:ARG:NH1	1:B:47:TRP:HB2	2.26	0.50
1:C:73:HIS:HB3	1:C:117:ARG:NH1	2.27	0.50
1:A:103:LEU:HD13	1:A:154:LEU:CD1	2.41	0.50
1:C:199:HIS:ND1	1:C:201:GLU:HB2	2.26	0.50
1:C:238:ILE:N	2:C:571:HOH:O	2.45	0.50
1:C:240:MET:HE2	1:C:246:ARG:HB3	1.93	0.50
1:B:70:LEU:HD22	1:B:75:LEU:HD21	1.93	0.50
1:B:257:PHE:CB	1:B:308:PRO:HG3	2.42	0.50
1:B:398:GLY:O	1:B:400:GLY:N	2.44	0.50
1:C:322:GLU:HG2	2:C:498:HOH:O	2.12	0.50
1:D:57:ASP:O	1:D:61:LYS:HG3	2.11	0.50
1:A:163:PHE:HZ	1:A:400:GLY:HA3	1.77	0.49
1:A:399:ARG:CZ	2:A:584:HOH:O	2.60	0.49
1:D:16:LYS:HB3	1:D:18:ARG:NH1	2.26	0.49
1:C:117:ARG:HD3	2:C:513:HOH:O	2.11	0.49
1:B:48:VAL:O	1:B:52:LYS:HG3	2.12	0.49
1:D:59:VAL:HA	2:D:570:HOH:O	2.11	0.49
1:B:318:ILE:HG23	1:C:140:ILE:CD1	2.43	0.49
1:D:36:ASN:C	1:D:38:ASP:H	2.16	0.49
1:A:70:LEU:HB3	1:A:75:LEU:HD11	1.93	0.49
1:B:44:ASP:OD2	1:B:45:VAL:N	2.39	0.49
1:C:319:ARG:HG2	1:C:319:ARG:HH11	1.77	0.49
1:C:375:ASN:ND2	2:C:433:HOH:O	2.37	0.49
1:D:271:PRO:HG3	1:D:300:GLU:CB	2.43	0.49
1:A:102:GLY:C	1:A:103:LEU:HG	2.33	0.49
1:B:374:ARG:HD2	2:B:493:HOH:O	2.13	0.49
1:B:254:GLN:HB2	1:B:316:MET:HE2	1.93	0.49
1:B:295:PRO:HG3	1:B:342:GLU:HG2	1.94	0.49
1:C:17:LEU:HD21	1:C:20:VAL:CG1	2.40	0.49
1:D:377:TYR:HB2	2:D:558:HOH:O	2.11	0.49

Continued on next page...

Continued from previous page...

Atom-1	Atom-2	Interatomic distance (Å)	Clash overlap (Å)
1:B:320:ARG:HG2	1:B:320:ARG:NH1	2.26	0.49
1:C:208:GLU:HG2	1:C:210:TRP:CZ3	2.47	0.49
1:D:140:ILE:C	2:D:550:HOH:O	2.50	0.49
1:A:185:ARG:HD3	2:A:498:HOH:O	2.13	0.49
1:A:288:ARG:HG3	1:A:288:ARG:NH1	2.28	0.49
1:A:314:TYR:HD2	2:A:554:HOH:O	1.95	0.49
1:D:31:ARG:HG2	1:D:31:ARG:HH11	1.77	0.49
1:A:17:LEU:HB2	1:A:413:ARG:HH21	1.76	0.49
1:A:183:PRO:HD2	2:A:453:HOH:O	2.12	0.49
1:A:74:ASN:O	1:A:78:GLU:HG3	2.13	0.48
1:D:199:HIS:CD2	1:D:201:GLU:H	2.31	0.48
1:D:401:ARG:NH1	1:D:401:ARG:HG2	2.22	0.48
1:B:43:ASP:HA	1:B:401:ARG:HH21	1.79	0.48
1:B:224:GLU:HG3	1:B:243:ARG:HB3	1.95	0.48
1:B:333:LEU:HD22	1:B:418:TYR:CZ	2.48	0.48
1:B:398:GLY:C	1:B:400:GLY:N	2.66	0.48
1:A:297:VAL:O	1:A:301:ILE:HG22	2.13	0.48
1:C:32:LEU:HD23	1:C:40:LEU:HD23	1.96	0.48
1:D:150:HIS:ND1	2:D:597:HOH:O	2.35	0.48
1:D:175:VAL:HG22	1:D:176:THR:N	2.27	0.48
1:C:28:ALA:HB2	1:C:125:GLY:HA2	1.95	0.48
1:C:233:ASN:CG	2:C:597:HOH:O	2.52	0.48
1:A:31:ARG:HG2	1:A:31:ARG:HH11	1.78	0.48
1:D:10:VAL:CG2	1:D:170:TRP:HB2	2.44	0.48
1:D:308:PRO:HG2	2:D:549:HOH:O	2.13	0.48
1:A:209:ILE:O	1:A:209:ILE:HG22	2.14	0.48
1:B:12:SER:HA	1:B:230:PRO:O	2.14	0.48
1:B:116:PRO:O	2:B:619:HOH:O	2.20	0.48
1:D:57:ASP:HB2	2:D:484:HOH:O	2.13	0.48
1:D:416:ILE:HG23	1:D:417:ASP:H	1.78	0.48
1:A:169:CYS:HB2	1:A:176:THR:OG1	2.13	0.48
1:B:240:MET:HE3	2:C:590:HOH:O	2.13	0.48
1:C:288:ARG:CB	2:C:600:HOH:O	2.45	0.48
1:A:36:ASN:C	1:A:36:ASN:OD1	2.52	0.48
1:A:187:GLN:CG	2:A:613:HOH:O	2.62	0.48
1:C:374:ARG:HH22	1:D:399:ARG:HH21	1.56	0.48
1:D:295:PRO:O	1:D:296:GLU:C	2.53	0.48
1:A:167:THR:HG23	2:A:595:HOH:O	2.13	0.47
1:A:307:ARG:HH11	1:A:307:ARG:HG2	1.79	0.47
1:B:18:ARG:HD2	1:B:414:ASP:OD2	2.14	0.47
1:C:243:ARG:NE	2:C:439:HOH:O	2.46	0.47

Continued on next page...

Continued from previous page...

Atom-1	Atom-2	Interatomic distance (Å)	Clash overlap (Å)
1:D:17:LEU:HD21	1:D:20:VAL:HG11	1.95	0.47
1:A:31:ARG:HD2	1:A:157:PRO:HG3	1.95	0.47
1:B:337:LYS:HE3	2:B:624:HOH:O	2.09	0.47
1:C:216:LYS:HG2	1:C:217:ASP:N	2.28	0.47
1:C:222:THR:O	1:C:244:SER:HA	2.14	0.47
1:D:374:ARG:HD2	1:D:394:ALA:HB3	1.96	0.47
1:A:224:GLU:O	1:A:227:ASP:HB2	2.14	0.47
1:B:372:TYR:CD2	1:B:394:ALA:HB2	2.49	0.47
1:D:185:ARG:N	2:D:489:HOH:O	2.46	0.47
1:D:199:HIS:CD2	1:D:200:PRO:HD2	2.49	0.47
1:A:141:LEU:HD21	1:D:246:ARG:NE	2.30	0.47
1:B:17:LEU:CA	2:B:601:HOH:O	2.61	0.47
1:C:186:ARG:HA	2:C:545:HOH:O	2.14	0.47
1:D:19:LYS:HB3	1:D:412:VAL:HG23	1.95	0.47
1:D:40:LEU:HD13	1:D:40:LEU:H	1.79	0.47
1:D:165:ARG:O	1:D:225:GLY:HA3	2.14	0.47
1:D:272:LYS:O	1:D:273:SER:HB3	2.14	0.47
1:A:60:THR:O	1:A:64:GLU:HG2	2.15	0.47
1:A:58:PHE:CD1	1:A:392:ILE:HD13	2.49	0.47
1:A:257:PHE:HZ	1:A:306:LEU:O	1.98	0.47
1:A:267:VAL:HB	1:A:304:PHE:HB2	1.97	0.47
1:B:43:ASP:HB2	1:B:401:ARG:HG3	1.97	0.47
1:B:84:GLU:HG2	1:B:198:PHE:CE1	2.50	0.47
1:C:358:GLY:HA3	1:C:378:THR:HG21	1.97	0.47
1:D:10:VAL:HG23	1:D:170:TRP:HB2	1.96	0.47
1:D:41:LEU:HD13	1:D:406:CYP:O2	2.15	0.47
1:A:99:VAL:CG1	1:A:103:LEU:HB2	2.43	0.47
1:B:99:VAL:HG12	1:B:99:VAL:O	2.13	0.47
1:C:15:GLY:HA3	1:C:414:ASP:O	2.14	0.47
1:C:90:LEU:HD22	1:C:94:ILE:CD1	2.45	0.47
1:D:23:CYS:HB3	1:D:162:GLN:HA	1.97	0.47
1:A:94:ILE:CD1	1:A:107:LEU:HD13	2.45	0.47
1:A:263:GLU:HG2	2:A:572:HOH:O	2.14	0.47
1:B:43:ASP:HB2	1:B:401:ARG:NE	2.30	0.47
1:C:150:HIS:CD2	2:C:590:HOH:O	2.26	0.47
1:C:276:ALA:CB	2:C:572:HOH:O	2.62	0.47
1:B:370:VAL:N	2:B:623:HOH:O	2.48	0.47
1:C:245:SER:O	1:C:249:ILE:HG13	2.15	0.47
1:D:144:TYR:HE2	2:D:542:HOH:O	1.96	0.47
1:A:357:ASP:CA	2:A:607:HOH:O	2.63	0.47
1:B:44:ASP:CG	1:B:45:VAL:H	2.16	0.47

Continued on next page...

Continued from previous page...

Atom-1	Atom-2	Interatomic distance (Å)	Clash overlap (Å)
1:B:247:GLN:HG3	1:C:97:ASP:O	2.15	0.47
1:D:145:ARG:HD3	1:D:152:SER:HB2	1.97	0.47
1:B:36:ASN:O	1:B:40:LEU:HB2	2.15	0.46
1:C:383:ARG:HG3	1:C:383:ARG:HH11	1.81	0.46
1:D:40:LEU:CD1	1:D:40:LEU:H	2.27	0.46
1:A:241:GLY:N	2:A:549:HOH:O	2.35	0.46
1:B:397:LEU:CD1	2:B:622:HOH:O	2.61	0.46
1:C:100:GLY:CA	2:C:602:HOH:O	2.27	0.46
1:C:374:ARG:HH21	1:D:399:ARG:HH21	1.58	0.46
2:C:583:HOH:O	1:D:399:ARG:HG2	2.05	0.46
1:D:59:VAL:CA	2:D:570:HOH:O	2.62	0.46
1:A:303:PRO:HG2	1:A:321:GLU:HB2	1.96	0.46
1:C:76:LEU:HD12	1:C:120:ALA:HA	1.98	0.46
1:C:293:VAL:CG1	1:C:294:PHE:N	2.79	0.46
1:A:36:ASN:O	1:A:40:LEU:HB2	2.16	0.46
1:B:50:GLN:NE2	1:B:54:ASP:OD1	2.48	0.46
1:A:274:ARG:HA	1:A:277:MET:CE	2.45	0.46
1:A:398:GLY:C	1:A:400:GLY:N	2.68	0.46
1:C:57:ASP:O	1:C:61:LYS:HG3	2.15	0.46
1:C:60:THR:O	1:C:64:GLU:HG3	2.15	0.46
1:D:135:SER:O	1:D:139:ASN:ND2	2.48	0.46
1:C:313:PRO:HD3	2:C:502:HOH:O	2.15	0.46
1:D:177:LEU:CB	2:D:574:HOH:O	2.44	0.46
1:A:185:ARG:CZ	2:A:627:HOH:O	2.63	0.46
1:D:355:TRP:CZ2	1:D:357:ASP:HB2	2.50	0.46
1:A:274:ARG:HA	1:A:277:MET:HE3	1.98	0.46
1:C:163:PHE:CE2	1:C:406:CYP:HC2	2.51	0.46
1:C:210:TRP:CH2	1:C:261:ALA:HB2	2.50	0.46
1:D:169:CYS:O	1:D:175:VAL:HG23	2.16	0.46
1:A:272:LYS:HE2	1:D:149:GLY:HA3	1.98	0.46
1:B:246:ARG:HG2	1:B:247:GLN:OE1	2.16	0.46
1:C:14:ALA:HB3	1:C:416:ILE:CD1	2.46	0.46
1:A:94:ILE:HG23	1:A:99:VAL:HG21	1.97	0.46
1:A:171:ILE:O	1:A:172:TYR:C	2.53	0.46
1:B:104:THR:N	2:B:612:HOH:O	2.48	0.46
1:C:49:ASN:HB3	1:C:53:ARG:NH2	2.30	0.46
1:C:276:ALA:HB3	2:C:572:HOH:O	2.16	0.46
1:D:217:ASP:O	1:D:218:HIS:HB2	2.16	0.46
1:A:33:THR:HG22	1:A:36:ASN:CG	2.37	0.45
1:C:355:TRP:CH2	1:C:357:ASP:HB2	2.50	0.45
1:C:399:ARG:NH2	2:C:583:HOH:O	2.49	0.45

Continued on next page...

Continued from previous page...

Atom-1	Atom-2	Interatomic distance (Å)	Clash overlap (Å)
1:D:172:TYR:HB3	2:D:449:HOH:O	2.15	0.45
1:C:48:VAL:HG23	1:D:354:GLN:OE1	2.16	0.45
1:C:374:ARG:HH21	1:D:399:ARG:NH2	2.14	0.45
1:D:36:ASN:C	1:D:38:ASP:N	2.69	0.45
1:A:339:ARG:HA	2:A:467:HOH:O	2.16	0.45
1:A:10:VAL:HG21	1:A:410:PRO:HB2	1.99	0.45
1:A:106:GLU:HG3	2:A:576:HOH:O	2.16	0.45
1:A:237:LEU:HD23	1:A:266:ILE:HB	1.99	0.45
1:A:363:CYS:HA	1:A:369:VAL:HG23	1.98	0.45
1:C:76:LEU:CD1	1:C:120:ALA:HB2	2.43	0.45
1:D:284:SER:O	1:D:291:VAL:HA	2.16	0.45
1:A:94:ILE:HD11	1:A:111:LEU:CD1	2.47	0.45
1:A:399:ARG:NE	2:A:584:HOH:O	2.50	0.45
1:A:26:GLY:HA2	1:A:52:LYS:HE2	1.99	0.45
1:A:29:HIS:HA	1:A:32:LEU:HG	1.99	0.45
1:A:242:GLU:N	2:A:603:HOH:O	2.46	0.45
1:A:392:ILE:HB	2:A:575:HOH:O	2.17	0.45
1:C:397:LEU:HD13	2:C:427:HOH:O	2.17	0.45
1:A:175:VAL:HG22	1:A:176:THR:N	2.32	0.45
1:A:206:GLU:HG3	2:A:525:HOH:O	2.16	0.45
1:B:43:ASP:CB	1:B:401:ARG:HE	2.30	0.45
1:C:33:THR:HG23	1:C:34:PRO:CD	2.47	0.45
1:C:167:THR:HG23	2:C:425:HOH:O	2.16	0.45
1:A:268:ALA:HB1	1:A:301:ILE:HD12	1.98	0.45
1:B:17:LEU:HD21	1:B:20:VAL:HG13	1.98	0.45
1:D:65:ARG:HD2	2:D:442:HOH:O	2.17	0.44
1:D:286:CYS:SG	1:D:292:THR:HG23	2.57	0.44
1:D:293:VAL:CG2	2:D:582:HOH:O	2.65	0.44
1:A:210:TRP:HZ3	1:A:259:LYS:HG2	1.82	0.44
1:B:36:ASN:OD1	1:B:36:ASN:C	2.55	0.44
1:B:374:ARG:NE	2:B:456:HOH:O	2.45	0.44
1:A:210:TRP:CH2	1:A:261:ALA:HB2	2.53	0.44
1:D:289:ASP:CG	1:D:339:ARG:HE	2.19	0.44
1:B:77:THR:HG23	1:B:117:ARG:N	2.33	0.44
1:C:180:MET:HG2	2:C:545:HOH:O	2.18	0.44
1:D:246:ARG:HD2	2:D:562:HOH:O	2.17	0.44
1:D:270:LEU:HD22	1:D:277:MET:O	2.18	0.44
1:B:257:PHE:CD2	1:B:308:PRO:CD	2.93	0.44
1:C:56:PHE:HA	2:C:539:HOH:O	2.17	0.44
1:C:255:SER:O	1:C:256:LEU:C	2.55	0.44
1:D:287:ASP:HB3	1:D:290:LEU:HB2	1.99	0.44

Continued on next page...

Continued from previous page...

Atom-1	Atom-2	Interatomic distance (Å)	Clash overlap (Å)
1:A:184:ALA:C	2:A:420:HOH:O	2.55	0.44
1:A:298:VAL:HA	1:A:301:ILE:CG2	2.47	0.44
1:B:235:VAL:HG21	1:B:332:SER:HB2	1.99	0.44
1:C:180:MET:HA	1:C:180:MET:HE2	1.94	0.44
1:D:272:LYS:HD3	1:D:273:SER:H	1.83	0.44
1:A:357:ASP:HA	2:A:608:HOH:O	2.17	0.44
1:B:89:ILE:HD11	1:B:194:ALA:HB1	2.00	0.44
1:C:361:VAL:HG22	2:C:544:HOH:O	2.17	0.44
1:A:293:VAL:HB	1:A:298:VAL:HG21	2.00	0.44
1:B:381:LEU:HA	1:B:381:LEU:HD23	1.78	0.44
1:B:287:ASP:O	1:B:288:ARG:C	2.56	0.43
1:A:399:ARG:HG2	1:B:399:ARG:HH12	1.83	0.43
1:B:148:LEU:HD21	1:C:302:VAL:HB	2.01	0.43
1:B:252:VAL:O	1:B:256:LEU:HG	2.18	0.43
1:B:320:ARG:HD3	1:C:143:MET:CG	2.48	0.43
1:C:293:VAL:HG13	1:C:298:VAL:CG2	2.46	0.43
1:D:189:THR:CB	2:D:571:HOH:O	2.65	0.43
1:D:213:ASP:OD1	1:D:214:PRO:N	2.50	0.43
1:D:227:ASP:O	1:D:238:ILE:HA	2.18	0.43
1:B:126:GLY:HA2	1:B:155:LEU:O	2.18	0.43
1:C:150:HIS:CE1	2:C:517:HOH:O	2.70	0.43
1:D:43:ASP:OD1	1:D:401:ARG:NH1	2.44	0.43
1:D:189:THR:HG23	2:D:571:HOH:O	2.17	0.43
1:A:163:PHE:CD2	1:A:406:CYR:HC2	2.53	0.43
1:C:399:ARG:NH1	1:D:374:ARG:NH2	2.66	0.43
1:D:80:ILE:HD13	1:D:80:ILE:HG21	1.78	0.43
1:D:101:LEU:HA	1:D:101:LEU:HD23	1.75	0.43
1:A:51:ALA:HB1	1:A:397:LEU:HD12	2.00	0.43
1:A:103:LEU:CD1	1:A:141:LEU:HD11	2.48	0.43
1:B:86:LEU:HD22	1:B:90:LEU:CD1	2.48	0.43
1:B:103:LEU:HD13	1:B:154:LEU:CD2	2.48	0.43
1:D:177:LEU:HD13	2:D:574:HOH:O	2.17	0.43
1:B:126:GLY:CA	1:B:155:LEU:O	2.66	0.43
1:C:167:THR:H	1:C:167:THR:HG22	1.47	0.43
1:C:186:ARG:NH2	2:C:437:HOH:O	2.50	0.43
1:D:277:MET:HG2	2:D:572:HOH:O	2.18	0.43
1:A:165:ARG:CZ	1:A:405:HIS:CE1	3.02	0.43
1:B:266:ILE:HD13	1:B:328:VAL:CG1	2.48	0.43
1:B:17:LEU:HD13	1:B:413:ARG:NH1	2.33	0.43
1:B:193:THR:HG21	1:B:214:PRO:HG3	1.99	0.43
1:D:138:ALA:O	1:D:142:LYS:HG3	2.18	0.43

Continued on next page...

Continued from previous page...

Atom-1	Atom-2	Interatomic distance (Å)	Clash overlap (Å)
1:D:171:ILE:HG23	1:D:230:PRO:HB3	2.01	0.43
1:D:356:ASP:OD2	1:D:375:ASN:HA	2.19	0.43
1:A:178:ASN:HA	1:A:179:PRO:HD2	1.96	0.43
1:A:51:ALA:O	1:A:397:LEU:HD11	2.19	0.43
1:B:63:ARG:HE	1:B:69:VAL:HB	1.84	0.43
1:B:72:MET:HE2	2:B:421:HOH:O	2.05	0.43
1:D:271:PRO:HG3	1:D:300:GLU:HB3	1.99	0.43
1:D:367:GLY:O	1:D:387:VAL:HG13	2.18	0.43
1:C:58:PHE:CE1	1:C:370:VAL:HG11	2.53	0.42
1:C:79:THR:HG22	1:C:85:ALA:HB1	2.01	0.42
1:D:290:LEU:HD23	1:D:290:LEU:HA	1.68	0.42
1:A:65:ARG:HH11	1:A:65:ARG:CG	2.32	0.42
1:C:265:VAL:CG1	2:C:571:HOH:O	2.65	0.42
1:D:240:MET:HB3	1:D:269:GLY:HA2	2.02	0.42
1:D:374:ARG:HD3	2:D:548:HOH:O	2.18	0.42
1:A:383:ARG:HA	1:A:387:VAL:O	2.19	0.42
1:B:31:ARG:HG2	1:B:31:ARG:HH11	1.84	0.42
1:B:303:PRO:HD3	2:B:613:HOH:O	2.17	0.42
1:C:280:ASP:HB3	2:C:435:HOH:O	2.18	0.42
1:C:372:TYR:CD2	1:C:394:ALA:HB2	2.54	0.42
1:A:103:LEU:HD13	1:A:154:LEU:HD13	2.00	0.42
1:A:370:VAL:HA	1:A:390:ILE:O	2.20	0.42
1:B:413:ARG:HG3	2:B:601:HOH:O	2.18	0.42
1:A:314:TYR:HB3	2:A:554:HOH:O	2.19	0.42
1:A:415:PRO:O	1:A:416:ILE:HG13	2.19	0.42
1:C:12:SER:O	1:C:413:ARG:HD2	2.20	0.42
1:C:234:GLY:HA3	1:C:263:GLU:OE1	2.19	0.42
1:C:285:PHE:HA	1:C:291:VAL:HG12	2.01	0.42
1:C:418:TYR:CD1	2:C:598:HOH:O	2.24	0.42
1:D:108:ARG:O	1:D:109:SER:C	2.56	0.42
1:B:58:PHE:CE1	1:B:370:VAL:HG11	2.55	0.42
1:B:246:ARG:CZ	1:C:141:LEU:HD11	2.50	0.42
1:C:218:HIS:HB3	1:C:221:SER:HB2	2.01	0.42
1:D:218:HIS:O	1:D:221:SER:HB2	2.20	0.42
1:D:394:ALA:O	1:D:395:SER:C	2.57	0.42
1:A:24:SER:HA	1:A:55:HIS:CE1	2.54	0.42
1:A:331:GLU:HB2	2:A:531:HOH:O	2.20	0.42
1:B:99:VAL:HA	2:B:461:HOH:O	2.19	0.42
1:B:266:ILE:HD13	1:B:328:VAL:HG12	2.02	0.42
1:D:27:LEU:HD12	1:D:27:LEU:O	2.20	0.42
1:D:110:TRP:O	1:D:111:LEU:C	2.58	0.42

Continued on next page...

Continued from previous page...

Atom-1	Atom-2	Interatomic distance (Å)	Clash overlap (Å)
1:A:65:ARG:HD3	2:A:433:HOH:O	2.20	0.42
1:A:354:GLN:HB2	2:B:520:HOH:O	2.20	0.42
1:B:24:SER:HB2	1:B:55:HIS:ND1	2.34	0.42
1:B:397:LEU:CB	2:B:622:HOH:O	2.67	0.42
1:C:33:THR:HG23	1:C:34:PRO:HD2	2.02	0.42
1:A:107:LEU:O	1:A:107:LEU:HD22	2.19	0.42
1:A:216:LYS:HE2	1:D:97:ASP:OD2	2.19	0.42
1:B:120:ALA:N	2:B:619:HOH:O	2.52	0.42
1:C:240:MET:HG3	1:C:249:ILE:HD12	2.02	0.42
1:D:365:GLU:HB2	1:D:366:PRO:CD	2.50	0.42
1:B:199:HIS:HA	1:B:200:PRO:HD3	1.85	0.41
1:B:226:GLY:HA3	2:B:602:HOH:O	2.20	0.41
1:D:91:ASP:OD1	1:D:108:ARG:NH2	2.45	0.41
1:A:221:SER:HA	1:A:245:SER:HG	1.85	0.41
1:C:288:ARG:HB2	1:C:288:ARG:HE	1.75	0.41
1:C:351:GLU:HB2	1:C:352:ARG:H	1.53	0.41
1:D:20:VAL:HG12	1:D:410:PRO:HA	2.02	0.41
1:B:294:PHE:HE1	1:B:344:GLY:CA	2.18	0.41
1:C:29:HIS:ND1	1:C:29:HIS:N	2.68	0.41
1:C:33:THR:CG2	1:C:34:PRO:N	2.83	0.41
1:C:377:TYR:CE2	1:C:381:LEU:HD11	2.55	0.41
1:D:16:LYS:HD2	1:D:18:ARG:NH1	2.36	0.41
1:D:97:ASP:N	2:D:445:HOH:O	2.34	0.41
1:A:43:ASP:CB	1:A:401:ARG:HE	2.30	0.41
1:A:72:MET:HE1	2:A:546:HOH:O	2.19	0.41
1:A:150:HIS:ND1	2:A:543:HOH:O	2.37	0.41
1:A:381:LEU:HD23	1:A:381:LEU:HA	1.87	0.41
1:B:216:LYS:HG2	1:B:217:ASP:H	1.85	0.41
1:C:76:LEU:CD1	1:C:120:ALA:HA	2.50	0.41
1:D:90:LEU:HD13	1:D:108:ARG:HG3	2.03	0.41
1:A:39:GLU:CB	1:D:274:ARG:HH22	2.34	0.41
1:A:48:VAL:HG12	1:A:52:LYS:HE3	2.02	0.41
1:A:185:ARG:NH1	2:A:627:HOH:O	2.54	0.41
1:A:371:GLY:O	1:A:391:THR:HA	2.20	0.41
1:A:372:TYR:CD2	1:A:394:ALA:HB2	2.55	0.41
1:B:89:ILE:HD11	1:B:194:ALA:CB	2.50	0.41
1:B:349:ALA:CB	2:B:487:HOH:O	2.56	0.41
1:B:406:CYR:HN6	1:B:406:CYR:HB2	1.73	0.41
1:D:58:PHE:HB2	1:D:392:ILE:HG21	2.03	0.41
1:D:401:ARG:NH1	1:D:401:ARG:CG	2.81	0.41
1:B:124:ILE:HG23	1:B:161:THR:HG21	2.02	0.41

Continued on next page...

Continued from previous page...

Atom-1	Atom-2	Interatomic distance (Å)	Clash overlap (Å)
1:B:343:THR:O	1:B:344:GLY:C	2.59	0.41
1:C:86:LEU:HD22	1:C:90:LEU:HG	2.01	0.41
1:C:237:LEU:HD23	1:C:266:ILE:HB	2.03	0.41
1:C:383:ARG:HG3	1:C:383:ARG:NH1	2.36	0.41
1:D:294:PHE:CE2	1:D:297:VAL:HG23	2.56	0.41
1:A:187:GLN:HG2	2:A:613:HOH:O	2.20	0.41
1:A:339:ARG:C	1:A:340:VAL:HG23	2.42	0.41
1:D:40:LEU:N	1:D:40:LEU:HD12	2.36	0.41
1:D:42:PHE:CE2	1:D:159:PRO:HB2	2.56	0.41
1:D:114:LEU:HD12	1:D:119:LEU:HD13	2.03	0.41
1:D:309:ASP:O	1:D:315:GLY:HA2	2.21	0.41
1:A:331:GLU:O	1:A:331:GLU:HG2	2.20	0.40
1:D:94:ILE:HD11	1:D:111:LEU:CD1	2.51	0.40
1:D:160:ASN:HB3	1:D:185:ARG:CZ	2.51	0.40
1:D:354:GLN:HG3	1:D:355:TRP:O	2.22	0.40
1:A:14:ALA:CB	2:A:621:HOH:O	2.27	0.40
1:A:241:GLY:CA	2:A:603:HOH:O	2.50	0.40
1:A:270:LEU:HA	1:A:271:PRO:HD3	1.87	0.40
1:B:250:GLY:O	1:B:316:MET:HE1	2.21	0.40
1:B:305:SER:O	1:B:318:ILE:HA	2.20	0.40
1:C:141:LEU:HG	1:C:154:LEU:HD21	2.03	0.40
1:C:372:TYR:CG	1:C:394:ALA:HB2	2.56	0.40
1:D:178:ASN:HA	1:D:179:PRO:HD3	1.80	0.40
1:D:287:ASP:CB	1:D:290:LEU:HB2	2.52	0.40
1:A:40:LEU:HD12	1:A:40:LEU:HA	1.87	0.40
1:A:193:THR:HG21	1:A:214:PRO:HG2	2.02	0.40
1:C:80:ILE:CD1	1:C:119:LEU:HB3	2.51	0.40
1:C:254:GLN:HB2	1:C:316:MET:HE2	2.00	0.40
1:D:17:LEU:HD11	1:D:20:VAL:HG13	2.03	0.40
1:C:227:ASP:O	1:C:238:ILE:HA	2.21	0.40
1:D:265:VAL:O	1:D:306:LEU:HB2	2.22	0.40
1:A:137:GLY:O	1:A:140:ILE:HG12	2.21	0.40
1:B:25:PRO:CA	1:B:29:HIS:CE1	2.96	0.40
1:B:145:ARG:NH1	1:B:152:SER:CB	2.85	0.40
1:C:186:ARG:HH11	1:C:186:ARG:HG3	1.86	0.40
1:C:199:HIS:HA	1:C:200:PRO:HD3	1.87	0.40
1:C:293:VAL:O	1:C:295:PRO:HD3	2.22	0.40
1:C:331:GLU:HG3	1:C:332:SER:N	2.36	0.40
1:D:24:SER:HB3	1:D:55:HIS:ND1	2.37	0.40
1:D:189:THR:CA	2:D:571:HOH:O	2.55	0.40
1:D:343:THR:HG22	1:D:357:ASP:HA	2.02	0.40

There are no symmetry-related clashes.

5.3 Torsion angles [i](#)

5.3.1 Protein backbone [i](#)

In the following table, the Percentiles column shows the percent Ramachandran outliers of the chain as a percentile score with respect to all X-ray entries followed by that with respect to entries of similar resolution.

The Analysed column shows the number of residues for which the backbone conformation was analysed, and the total number of residues.

Mol	Chain	Analysed	Favoured	Allowed	Outliers	Percentiles	
1	A	400/418 (96%)	363 (91%)	32 (8%)	5 (1%)	12	12
1	B	404/418 (97%)	374 (93%)	26 (6%)	4 (1%)	15	17
1	C	401/418 (96%)	371 (92%)	28 (7%)	2 (0%)	29	35
1	D	401/418 (96%)	349 (87%)	41 (10%)	11 (3%)	5	3
All	All	1606/1672 (96%)	1457 (91%)	127 (8%)	22 (1%)	11	11

All (22) Ramachandran outliers are listed below:

Mol	Chain	Res	Type
1	A	275	ALA
1	D	277	MET
1	B	399	ARG
1	D	40	LEU
1	D	273	SER
1	D	416	ILE
1	A	41	LEU
1	A	276	ALA
1	B	173	GLY
1	B	205	ALA
1	D	37	CYS
1	D	183	PRO
1	D	275	ALA
1	D	181	TYR
1	B	116	PRO
1	D	43	ASP
1	D	182	TRP
1	A	377	TYR
1	C	395	SER
1	D	213	ASP

Continued on next page...

Continued from previous page...

Mol	Chain	Res	Type
1	C	295	PRO
1	A	415	PRO

5.3.2 Protein sidechains [i](#)

In the following table, the Percentiles column shows the percent sidechain outliers of the chain as a percentile score with respect to all X-ray entries followed by that with respect to entries of similar resolution.

The Analysed column shows the number of residues for which the sidechain conformation was analysed, and the total number of residues.

Mol	Chain	Analysed	Rotameric	Outliers	Percentiles	
1	A	343/353 (97%)	319 (93%)	24 (7%)	15	19
1	B	345/353 (98%)	323 (94%)	22 (6%)	17	23
1	C	344/353 (98%)	320 (93%)	24 (7%)	15	19
1	D	344/353 (98%)	325 (94%)	19 (6%)	21	30
All	All	1376/1412 (98%)	1287 (94%)	89 (6%)	17	23

All (89) residues with a non-rotameric sidechain are listed below:

Mol	Chain	Res	Type
1	A	20	VAL
1	A	39	GLU
1	A	65	ARG
1	A	76	LEU
1	A	107	LEU
1	A	119	LEU
1	A	132	LEU
1	A	140	ILE
1	A	157	PRO
1	A	179	PRO
1	A	180	MET
1	A	208	GLU
1	A	223	LEU
1	A	230	PRO
1	A	233	ASN
1	A	242	GLU
1	A	295	PRO
1	A	301	ILE
1	A	319	ARG

Continued on next page...

Continued from previous page...

Mol	Chain	Res	Type
1	A	333	LEU
1	A	337	LYS
1	A	352	ARG
1	A	363	CYS
1	A	388	GLU
1	B	20	VAL
1	B	40	LEU
1	B	76	LEU
1	B	86	LEU
1	B	107	LEU
1	B	117	ARG
1	B	119	LEU
1	B	141	LEU
1	B	165	ARG
1	B	200	PRO
1	B	220	SER
1	B	230	PRO
1	B	247	GLN
1	B	259	LYS
1	B	290	LEU
1	B	296	GLU
1	B	306	LEU
1	B	369	VAL
1	B	374	ARG
1	B	382	LEU
1	B	397	LEU
1	B	415	PRO
1	C	25	PRO
1	C	29	HIS
1	C	41	LEU
1	C	86	LEU
1	C	105	SER
1	C	107	LEU
1	C	119	LEU
1	C	143	MET
1	C	155	LEU
1	C	156	PRO
1	C	180	MET
1	C	208	GLU
1	C	223	LEU
1	C	243	ARG
1	C	264	ARG

Continued on next page...

Continued from previous page...

Mol	Chain	Res	Type
1	C	274	ARG
1	C	290	LEU
1	C	294	PHE
1	C	295	PRO
1	C	306	LEU
1	C	351	GLU
1	C	354	GLN
1	C	369	VAL
1	C	383	ARG
1	D	7	LYS
1	D	25	PRO
1	D	40	LEU
1	D	74	ASN
1	D	76	LEU
1	D	86	LEU
1	D	105	SER
1	D	107	LEU
1	D	115	GLU
1	D	150	HIS
1	D	220	SER
1	D	242	GLU
1	D	243	ARG
1	D	272	LYS
1	D	323	LYS
1	D	397	LEU
1	D	401	ARG
1	D	410	PRO
1	D	418	TYR

Sometimes sidechains can be flipped to improve hydrogen bonding and reduce clashes. All (6) such sidechains are listed below:

Mol	Chain	Res	Type
1	B	139	ASN
1	B	317	ASN
1	C	49	ASN
1	C	160	ASN
1	C	199	HIS
1	D	199	HIS

5.3.3 RNA [i](#)

There are no RNA molecules in this entry.

5.4 Non-standard residues in protein, DNA, RNA chains [i](#)

4 non-standard protein/DNA/RNA residues are modelled in this entry.

In the following table, the Counts columns list the number of bonds (or angles) for which Mogul statistics could be retrieved, the number of bonds (or angles) that are observed in the model and the number of bonds (or angles) that are defined in the Chemical Component Dictionary. The Link column lists molecule types, if any, to which the group is linked. The Z score for a bond length (or angle) is the number of standard deviations the observed value is removed from the expected value. A bond length (or angle) with $|Z| > 2$ is considered an outlier worth inspection. RMSZ is the root-mean-square of all Z scores of the bond lengths (or angles).

Mol	Type	Chain	Res	Link	Bond lengths			Bond angles		
					Counts	RMSZ	# Z > 2	Counts	RMSZ	# Z > 2
1	CYR	D	406	1	14,16,17	2.78	4 (28%)	11,19,21	2.79	3 (27%)
1	CYR	A	406	1	14,16,17	2.84	4 (28%)	11,19,21	2.82	4 (36%)
1	CYR	C	406	1	14,16,17	2.77	4 (28%)	11,19,21	3.03	3 (27%)
1	CYR	B	406	1	14,16,17	2.75	3 (21%)	11,19,21	2.39	4 (36%)

In the following table, the Chirals column lists the number of chiral outliers, the number of chiral centers analysed, the number of these observed in the model and the number defined in the Chemical Component Dictionary. Similar counts are reported in the Torsion and Rings columns. '-' means no outliers of that kind were identified.

Mol	Type	Chain	Res	Link	Chirals	Torsions	Rings
1	CYR	D	406	1	-	1/14/18/20	-
1	CYR	A	406	1	-	2/14/18/20	-
1	CYR	C	406	1	-	2/14/18/20	-
1	CYR	B	406	1	-	2/14/18/20	-

All (15) bond length outliers are listed below:

Mol	Chain	Res	Type	Atoms	Z	Observed(Å)	Ideal(Å)
1	A	406	CYR	C7-SG	6.60	1.83	1.76
1	D	406	CYR	C7-SG	6.56	1.83	1.76
1	C	406	CYR	C7-SG	6.41	1.83	1.76
1	B	406	CYR	C7-SG	6.37	1.83	1.76
1	D	406	CYR	C7-N6	6.01	1.47	1.35
1	A	406	CYR	C7-N6	5.96	1.47	1.35

Continued on next page...

Continued from previous page...

Mol	Chain	Res	Type	Atoms	Z	Observed(Å)	Ideal(Å)
1	C	406	CYR	C7-N6	5.95	1.47	1.35
1	B	406	CYR	C7-N6	5.94	1.47	1.35
1	A	406	CYR	C7-N7	5.16	1.47	1.28
1	B	406	CYR	C7-N7	4.91	1.46	1.28
1	C	406	CYR	C7-N7	4.81	1.46	1.28
1	D	406	CYR	C7-N7	4.59	1.45	1.28
1	D	406	CYR	O1-C1	-2.26	1.23	1.30
1	C	406	CYR	O1-C1	-2.15	1.23	1.30
1	A	406	CYR	O1-C1	-2.03	1.23	1.30

All (14) bond angle outliers are listed below:

Mol	Chain	Res	Type	Atoms	Z	Observed(°)	Ideal(°)
1	C	406	CYR	C5-N6-C7	-9.25	107.44	123.55
1	D	406	CYR	C5-N6-C7	-8.28	109.14	123.55
1	A	406	CYR	C5-N6-C7	-7.63	110.26	123.55
1	B	406	CYR	C5-N6-C7	-6.66	111.94	123.55
1	A	406	CYR	N6-C7-N7	-3.69	109.51	120.33
1	B	406	CYR	O1-C1-O2	-2.49	118.43	124.09
1	D	406	CYR	O1-C1-C2	2.37	121.46	113.38
1	A	406	CYR	CB-SG-C7	2.30	105.33	102.58
1	D	406	CYR	O1-C1-O2	-2.20	119.10	124.09
1	B	406	CYR	N6-C7-N7	-2.19	113.93	120.33
1	B	406	CYR	O1-C1-C2	2.16	120.72	113.38
1	C	406	CYR	N6-C7-N7	-2.10	114.18	120.33
1	C	406	CYR	O1-C1-O2	-2.05	119.42	124.09
1	A	406	CYR	O1-C1-O2	-2.03	119.47	124.09

There are no chirality outliers.

All (7) torsion outliers are listed below:

Mol	Chain	Res	Type	Atoms
1	A	406	CYR	SG-C7-N6-C5
1	C	406	CYR	SG-C7-N6-C5
1	D	406	CYR	SG-C7-N6-C5
1	B	406	CYR	O1-C1-C2-N2
1	B	406	CYR	O2-C1-C2-N2
1	A	406	CYR	N6-C7-SG-CB
1	C	406	CYR	N6-C7-SG-CB

There are no ring outliers.

4 monomers are involved in 9 short contacts:

Mol	Chain	Res	Type	Clashes	Symm-Clashes
1	D	406	CYR	2	0
1	A	406	CYR	1	0
1	C	406	CYR	4	0
1	B	406	CYR	2	0

5.5 Carbohydrates [i](#)

There are no monosaccharides in this entry.

5.6 Ligand geometry [i](#)

There are no ligands in this entry.

5.7 Other polymers [i](#)

There are no such residues in this entry.

5.8 Polymer linkage issues [i](#)

There are no chain breaks in this entry.

6 Fit of model and data

6.1 Protein, DNA and RNA chains

In the following table, the column labelled ‘#RSRZ > 2’ contains the number (and percentage) of RSRZ outliers, followed by percent RSRZ outliers for the chain as percentile scores relative to all X-ray entries and entries of similar resolution. The OWAB column contains the minimum, median, 95th percentile and maximum values of the occupancy-weighted average B-factor per residue. The column labelled ‘Q < 0.9’ lists the number of (and percentage) of residues with an average occupancy less than 0.9.

Mol	Chain	Analysed	<RSRZ>	#RSRZ>2	OWAB(Å ²)	Q<0.9
1	A	404/418 (96%)	-0.48	3 (0%) 87 91	14, 31, 57, 74	0
1	B	408/418 (97%)	-0.55	4 (0%) 82 86	12, 26, 55, 77	0
1	C	405/418 (96%)	-0.47	6 (1%) 73 79	13, 34, 59, 76	0
1	D	405/418 (96%)	-0.35	14 (3%) 44 51	16, 34, 63, 79	0
All	All	1622/1672 (97%)	-0.46	27 (1%) 70 76	12, 31, 59, 79	0

All (27) RSRZ outliers are listed below:

Mol	Chain	Res	Type	RSRZ
1	D	418	TYR	8.1
1	D	184	ALA	6.7
1	D	275	ALA	4.7
1	C	313	PRO	4.1
1	D	276	ALA	3.5
1	D	277	MET	3.5
1	B	417	ASP	3.4
1	D	314	TYR	3.4
1	D	417	ASP	3.2
1	D	6	THR	3.1
1	C	351	GLU	3.0
1	B	418	TYR	2.9
1	D	274	ARG	2.8
1	A	6	THR	2.7
1	D	311	SER	2.6
1	A	337	LYS	2.3
1	D	310	PRO	2.2
1	C	417	ASP	2.2
1	D	41	LEU	2.2
1	B	313	PRO	2.2
1	D	313	PRO	2.2

Continued on next page...

Continued from previous page...

Mol	Chain	Res	Type	RSRZ
1	C	274	ARG	2.1
1	A	272	LYS	2.1
1	D	319	ARG	2.1
1	B	351	GLU	2.0
1	C	401	ARG	2.0
1	C	418	TYR	2.0

6.2 Non-standard residues in protein, DNA, RNA chains [i](#)

In the following table, the Atoms column lists the number of modelled atoms in the group and the number defined in the chemical component dictionary. The B-factors column lists the minimum, median, 95th percentile and maximum values of B factors of atoms in the group. The column labelled 'Q< 0.9' lists the number of atoms with occupancy less than 0.9.

Mol	Type	Chain	Res	Atoms	RSCC	RSR	B-factors(Å ²)	Q<0.9
1	CYR	A	406	17/18	0.95	0.13	15,37,68,68	0
1	CYR	C	406	17/18	0.95	0.11	18,51,67,68	0
1	CYR	B	406	17/18	0.96	0.10	18,34,61,63	0
1	CYR	D	406	17/18	0.97	0.09	20,36,65,68	0

6.3 Carbohydrates [i](#)

There are no monosaccharides in this entry.

6.4 Ligands [i](#)

There are no ligands in this entry.

6.5 Other polymers [i](#)

There are no such residues in this entry.