



Full wwPDB X-ray Structure Validation Report ⓘ

Nov 14, 2023 – 09:07 PM JST

PDB ID : 6AC3
Title : Structure of a natural red emitting luciferase from *Phrixothrix hirtus* (P3121 crystal form)
Authors : Carrasco-Lopez, C.; Panjekar, S.; Naumov, P.; Rabeh, W.
Deposited on : 2018-07-24
Resolution : 3.60 Å (reported)

This is a Full wwPDB X-ray Structure Validation Report for a publicly released PDB entry.

We welcome your comments at validation@mail.wwpdb.org

A user guide is available at

<https://www.wwpdb.org/validation/2017/XrayValidationReportHelp>

with specific help available everywhere you see the ⓘ symbol.

The types of validation reports are described at

<http://www.wwpdb.org/validation/2017/FAQs#types>.

The following versions of software and data (see [references ⓘ](#)) were used in the production of this report:

MolProbity : 4.02b-467
Xtriage (Phenix) : 1.13
EDS : 2.36
Percentile statistics : 20191225.v01 (using entries in the PDB archive December 25th 2019)
Refmac : 5.8.0158
CCP4 : 7.0.044 (Gargrove)
Ideal geometry (proteins) : Engh & Huber (2001)
Ideal geometry (DNA, RNA) : Parkinson et al. (1996)
Validation Pipeline (wwPDB-VP) : 2.36

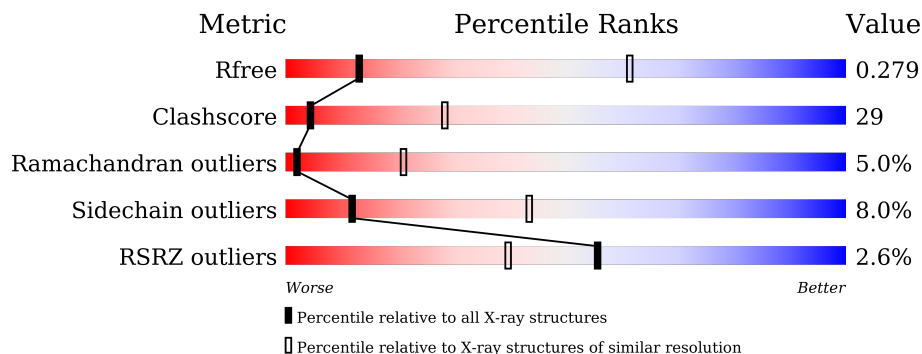
1 Overall quality at a glance

The following experimental techniques were used to determine the structure:

X-RAY DIFFRACTION

The reported resolution of this entry is 3.60 Å.

Percentile scores (ranging between 0-100) for global validation metrics of the entry are shown in the following graphic. The table shows the number of entries on which the scores are based.



Metric	Whole archive (#Entries)	Similar resolution (#Entries, resolution range(Å))
R_{free}	130704	1257 (3.70-3.50)
Clashscore	141614	1353 (3.70-3.50)
Ramachandran outliers	138981	1307 (3.70-3.50)
Sidechain outliers	138945	1307 (3.70-3.50)
RSRZ outliers	127900	1161 (3.70-3.50)

The table below summarises the geometric issues observed across the polymeric chains and their fit to the electron density. The red, orange, yellow and green segments of the lower bar indicate the fraction of residues that contain outliers for ≥ 3 , 2, 1 and 0 types of geometric quality criteria respectively. A grey segment represents the fraction of residues that are not modelled. The numeric value for each fraction is indicated below the corresponding segment, with a dot representing fractions $\leq 5\%$. The upper red bar (where present) indicates the fraction of residues that have poor fit to the electron density. The numeric value is given above the bar.

Mol	Chain	Length	Quality of chain
1	A	546	
1	B	546	
1	C	546	
1	D	546	

2 Entry composition

There is only 1 type of molecule in this entry. The entry contains 13982 atoms, of which 0 are hydrogens and 0 are deuteriums.

In the tables below, the ZeroOcc column contains the number of atoms modelled with zero occupancy, the AltConf column contains the number of residues with at least one atom in alternate conformation and the Trace column contains the number of residues modelled with at most 2 atoms.

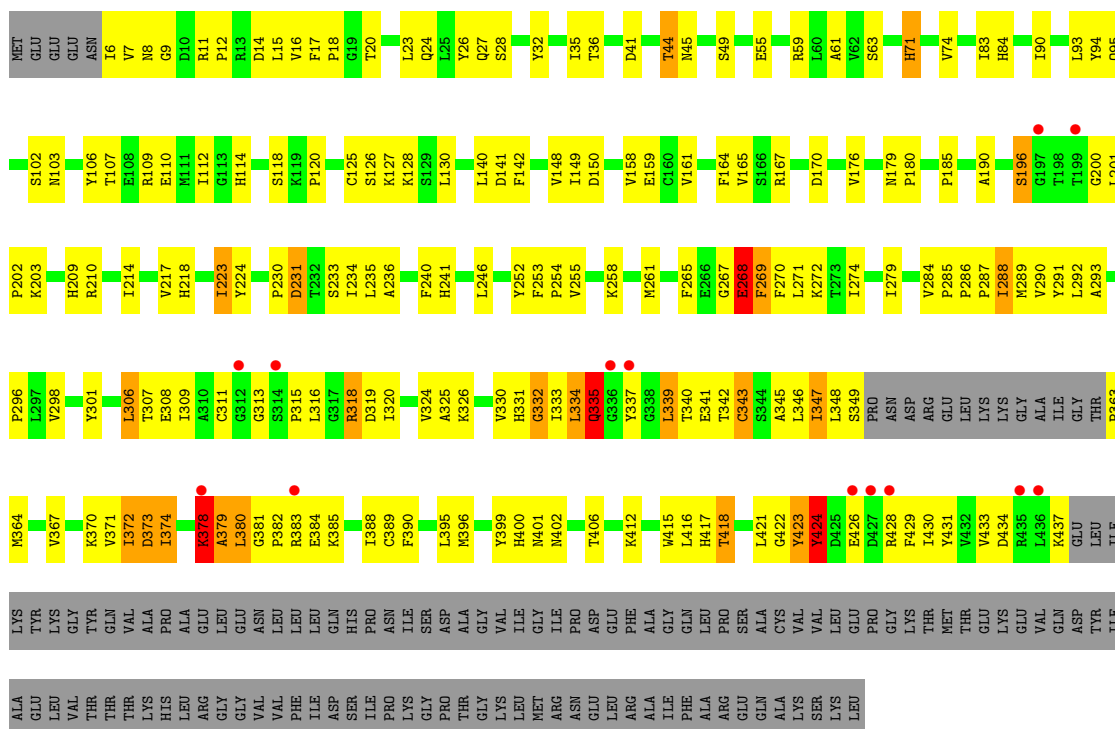
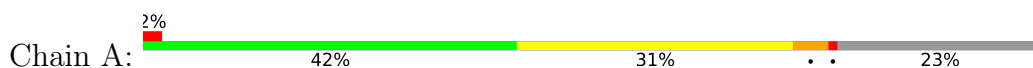
- Molecule 1 is a protein called Red-bioluminescence eliciting luciferase.

Mol	Chain	Residues	Atoms					ZeroOcc	AltConf	Trace
			Total	C	N	O	S			
1	A	419	Total 3296	C 2134	N 544	O 599	S 19	0	0	0
1	B	528	Total 4135	C 2667	N 686	O 760	S 22	0	0	0
1	C	417	Total 3279	C 2122	N 541	O 597	S 19	0	0	0
1	D	416	Total 3272	C 2117	N 540	O 596	S 19	0	0	0

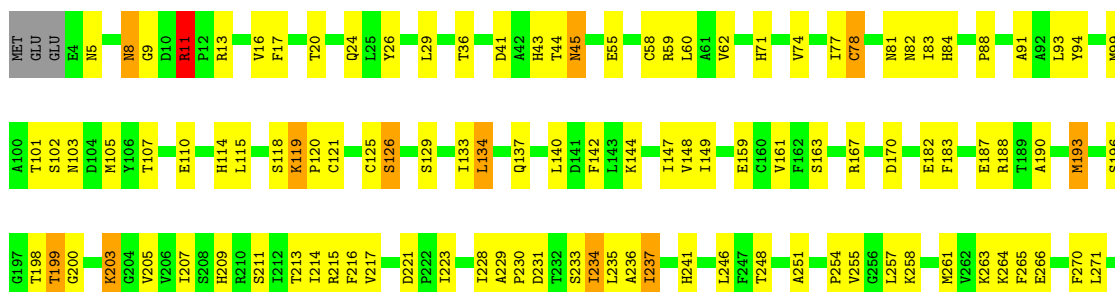
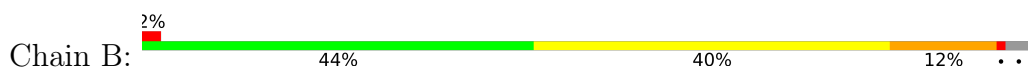
3 Residue-property plots i

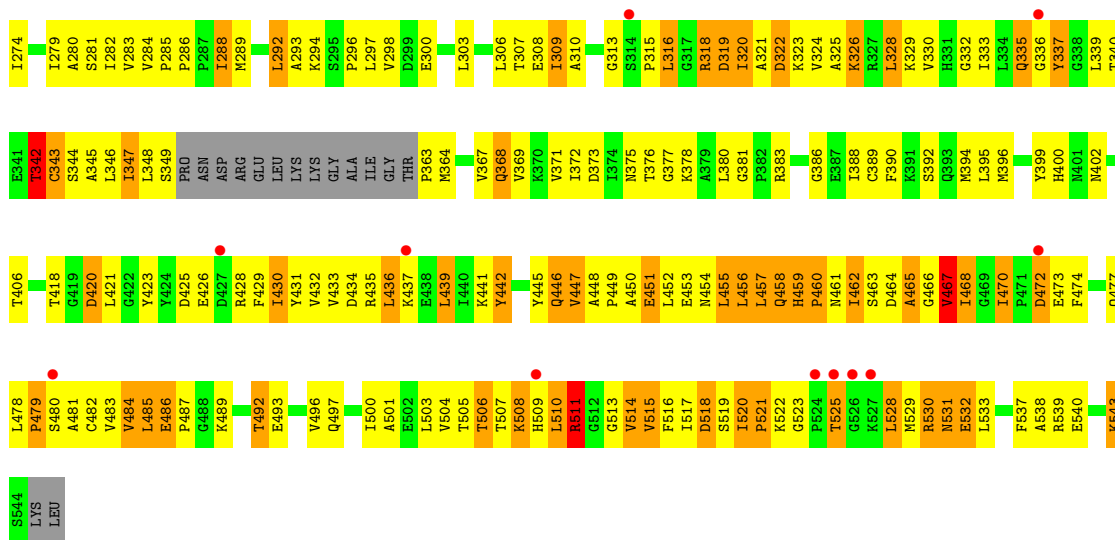
These plots are drawn for all protein, RNA, DNA and oligosaccharide chains in the entry. The first graphic for a chain summarises the proportions of the various outlier classes displayed in the second graphic. The second graphic shows the sequence view annotated by issues in geometry and electron density. Residues are color-coded according to the number of geometric quality criteria for which they contain at least one outlier: green = 0, yellow = 1, orange = 2 and red = 3 or more. A red dot above a residue indicates a poor fit to the electron density ($RSRZ > 2$). Stretches of 2 or more consecutive residues without any outlier are shown as a green connector. Residues present in the sample, but not in the model, are shown in grey.

• Molecule 1: Red-bioluminescence eliciting luciferase

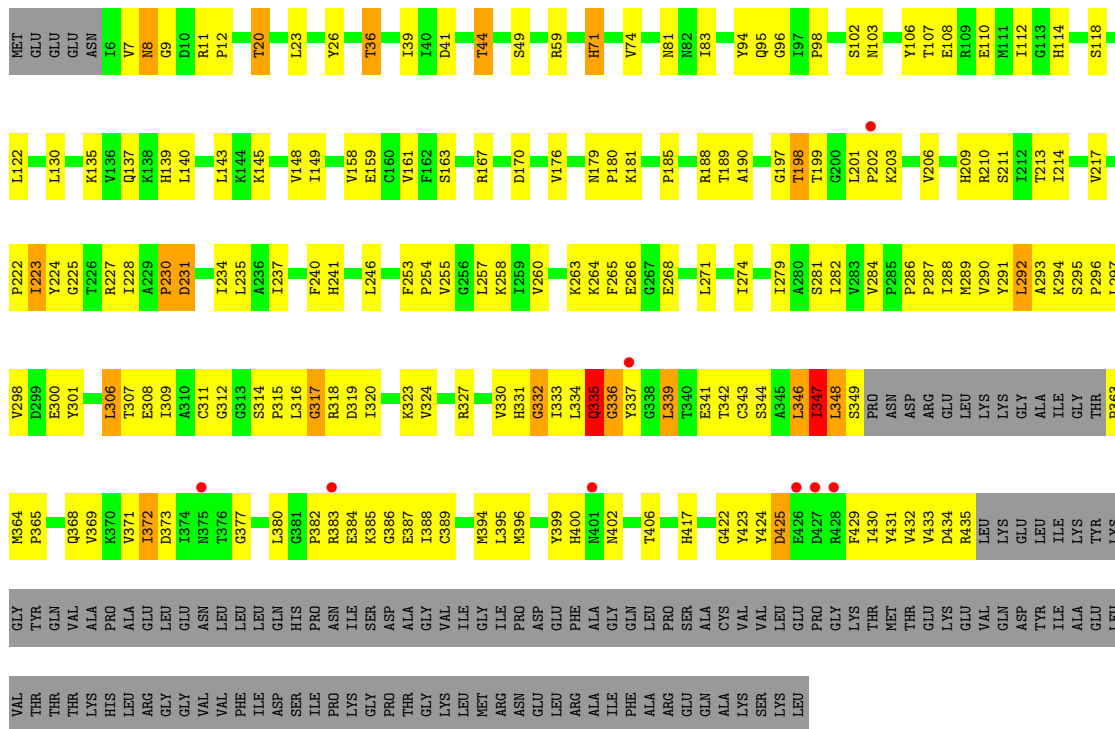


• Molecule 1: Red-bioluminescence eliciting luciferase

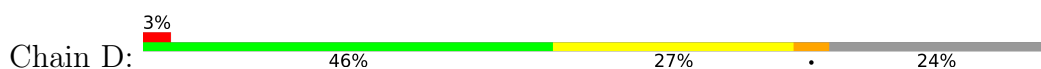


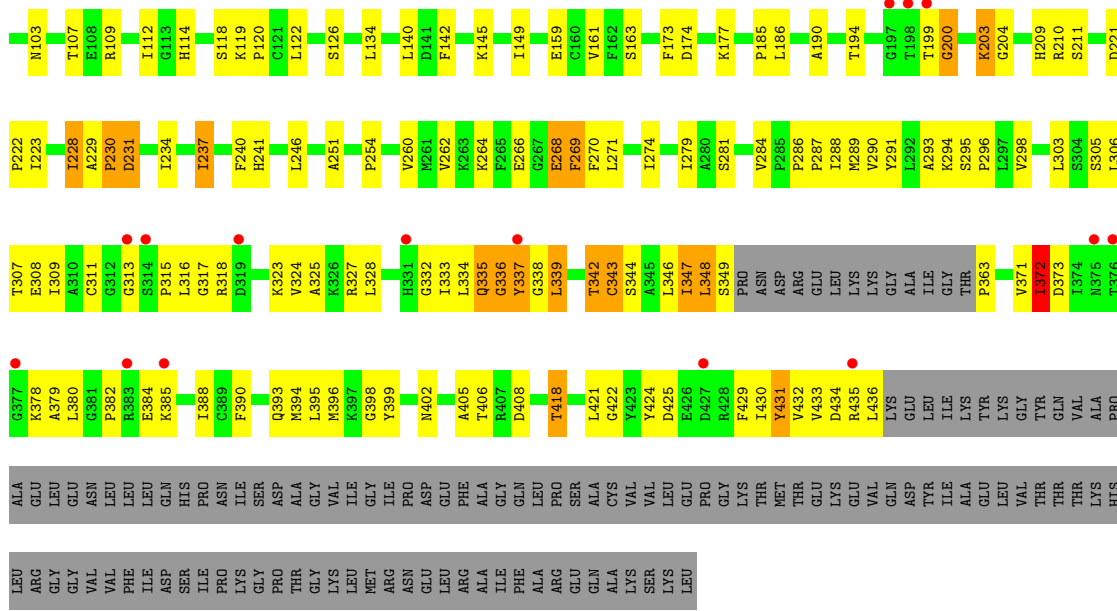


• Molecule 1: Red-bioluminescence eliciting luciferase



• Molecule 1: Red-bioluminescence eliciting luciferase





4 Data and refinement statistics i

Property	Value	Source
Space group	P 31 2 1	Depositor
Cell constants a, b, c, α , β , γ	119.10Å 119.10Å 351.40Å 90.00° 90.00° 120.00°	Depositor
Resolution (Å)	19.85 – 3.60 19.85 – 3.60	Depositor EDS
% Data completeness (in resolution range)	99.1 (19.85-3.60) 99.1 (19.85-3.60)	Depositor EDS
R_{merge}	0.21	Depositor
R_{sym}	(Not available)	Depositor
$\langle I/\sigma(I) \rangle$ ¹	1.64 (at 3.61Å)	Xtrriage
Refinement program	PHENIX 1.9_1692	Depositor
R, R_{free}	0.207 , 0.271 0.226 , 0.279	Depositor DCC
R_{free} test set	1020 reflections (3.01%)	wwPDB-VP
Wilson B-factor (Å ²)	97.3	Xtrriage
Anisotropy	0.104	Xtrriage
Bulk solvent k_{sol} (e/Å ³), B_{sol} (Å ²)	0.29 , 63.8	EDS
L-test for twinning ²	$\langle L \rangle = 0.45$, $\langle L^2 \rangle = 0.28$	Xtrriage
Estimated twinning fraction	0.046 for -h,-k,l	Xtrriage
F_o, F_c correlation	0.91	EDS
Total number of atoms	13982	wwPDB-VP
Average B, all atoms (Å ²)	95.0	wwPDB-VP

Xtrriage's analysis on translational NCS is as follows: *The largest off-origin peak in the Patterson function is 2.20% of the height of the origin peak. No significant pseudotranslation is detected.*

¹Intensities estimated from amplitudes.

²Theoretical values of $\langle |L| \rangle$, $\langle L^2 \rangle$ for acentric reflections are 0.5, 0.333 respectively for untwinned datasets, and 0.375, 0.2 for perfectly twinned datasets.

5 Model quality i

5.1 Standard geometry i

The Z score for a bond length (or angle) is the number of standard deviations the observed value is removed from the expected value. A bond length (or angle) with $|Z| > 5$ is considered an outlier worth inspection. RMSZ is the root-mean-square of all Z scores of the bond lengths (or angles).

Mol	Chain	Bond lengths		Bond angles	
		RMSZ	# Z >5	RMSZ	# Z >5
1	A	0.58	0/3375	0.83	2/4573 (0.0%)
1	B	0.60	0/4229	0.77	2/5730 (0.0%)
1	C	0.56	0/3358	0.78	0/4551
1	D	0.57	0/3351	0.78	0/4541
All	All	0.58	0/14313	0.79	4/19395 (0.0%)

Chiral center outliers are detected by calculating the chiral volume of a chiral center and verifying if the center is modelled as a planar moiety or with the opposite hand. A planarity outlier is detected by checking planarity of atoms in a peptide group, atoms in a mainchain group or atoms of a sidechain that are expected to be planar.

Mol	Chain	#Chirality outliers	#Planarity outliers
1	B	0	3

There are no bond length outliers.

All (4) bond angle outliers are listed below:

Mol	Chain	Res	Type	Atoms	Z	Observed(°)	Ideal(°)
1	A	424	TYR	CA-CB-CG	7.25	127.18	113.40
1	B	134	LEU	CA-CB-CG	-5.30	103.10	115.30
1	B	328	LEU	CA-CB-CG	-5.17	103.40	115.30
1	A	423	TYR	C-N-CA	-5.17	108.78	121.70

There are no chirality outliers.

All (3) planarity outliers are listed below:

Mol	Chain	Res	Type	Group
1	B	11	ARG	Sidechain
1	B	511	ARG	Sidechain
1	B	539	ARG	Sidechain

5.2 Too-close contacts

In the following table, the Non-H and H(model) columns list the number of non-hydrogen atoms and hydrogen atoms in the chain respectively. The H(added) column lists the number of hydrogen atoms added and optimized by MolProbity. The Clashes column lists the number of clashes within the asymmetric unit, whereas Symm-Clashes lists symmetry-related clashes.

Mol	Chain	Non-H	H(model)	H(added)	Clashes	Symm-Clashes
1	A	3296	0	3330	209	0
1	B	4135	0	4187	291	0
1	C	3279	0	3306	164	0
1	D	3272	0	3297	157	0
All	All	13982	0	14120	808	0

The all-atom clashscore is defined as the number of clashes found per 1000 atoms (including hydrogen atoms). The all-atom clashscore for this structure is 29.

All (808) close contacts within the same asymmetric unit are listed below, sorted by their clash magnitude.

Atom-1	Atom-2	Interatomic distance (Å)	Clash overlap (Å)
1:B:336:GLY:CA	1:B:348:LEU:HB3	1.41	1.46
1:A:9:GLY:CA	1:A:363:PRO:HG2	1.57	1.34
1:B:347:ILE:HD12	1:B:390:PHE:CE2	1.68	1.28
1:B:347:ILE:CD1	1:B:390:PHE:HE2	1.48	1.26
1:C:339:LEU:HD23	1:C:344:SER:CB	1.69	1.23
1:C:339:LEU:CD2	1:C:344:SER:HB3	1.72	1.20
1:D:372:ILE:O	1:D:380:LEU:HD23	1.36	1.19
1:B:342:THR:CG2	1:B:396:MET:HB3	1.74	1.17
1:C:364:MET:CG	1:C:365:PRO:HD2	1.74	1.16
1:B:342:THR:HG21	1:B:396:MET:HB3	1.29	1.14
1:C:364:MET:HG2	1:C:365:PRO:HD2	1.15	1.13
1:B:342:THR:HG21	1:B:396:MET:CB	1.78	1.13
1:B:336:GLY:HA2	1:B:348:LEU:CB	1.78	1.12
1:B:468:ILE:HG21	1:B:533:LEU:HB2	1.27	1.12
1:B:517:ILE:HG13	1:B:518:ASP:H	1.01	1.11
1:A:9:GLY:CA	1:A:363:PRO:CG	2.28	1.10
1:A:9:GLY:HA2	1:A:363:PRO:CG	1.81	1.10
1:C:339:LEU:HD23	1:C:344:SER:HB3	1.12	1.09
1:A:378:LYS:HE2	1:A:378:LYS:HA	1.32	1.07
1:C:364:MET:CG	1:C:365:PRO:CD	2.32	1.07
1:C:347:ILE:HB	1:C:363:PRO:N	1.68	1.06
1:C:364:MET:HG2	1:C:365:PRO:CD	1.85	1.05
1:B:336:GLY:CA	1:B:348:LEU:CB	2.33	1.02

Continued on next page...

Continued from previous page...

Atom-1	Atom-2	Interatomic distance (Å)	Clash overlap (Å)
1:B:336:GLY:HA3	1:B:348:LEU:HB3	1.35	1.02
1:B:347:ILE:HD12	1:B:390:PHE:HE2	0.85	1.02
1:B:336:GLY:HA2	1:B:348:LEU:HB3	1.03	1.01
1:A:347:ILE:HG12	1:A:363:PRO:HA	1.44	0.99
1:B:470:ILE:HD12	1:B:478:LEU:HB3	1.44	0.99
1:A:9:GLY:HA2	1:A:363:PRO:HG2	1.00	0.98
1:A:380:LEU:HD23	1:A:385:LYS:O	1.63	0.98
1:B:347:ILE:HG22	1:B:347:ILE:O	1.61	0.98
1:B:497:GLN:HG3	1:B:510:LEU:HD11	1.43	0.98
1:B:510:LEU:HD13	1:B:514:VAL:HG23	1.47	0.97
1:D:13:ARG:NH1	1:D:221:ASP:OD2	1.97	0.96
1:D:399:TYR:H	1:D:406:THR:HG22	1.28	0.96
1:B:346:LEU:O	1:B:347:ILE:HB	1.66	0.96
1:A:311:CYS:H	1:A:335:GLN:HG2	1.27	0.96
1:B:470:ILE:HD11	1:B:480:SER:HB2	1.47	0.96
1:B:497:GLN:HG3	1:B:510:LEU:CD1	1.94	0.96
1:B:510:LEU:CD1	1:B:514:VAL:HG23	1.96	0.96
1:B:342:THR:HG21	1:B:396:MET:CA	1.96	0.95
1:B:347:ILE:CD1	1:B:390:PHE:CE2	2.38	0.94
1:B:517:ILE:HG13	1:B:518:ASP:N	1.83	0.94
1:A:334:LEU:O	1:A:335:GLN:HG3	1.66	0.94
1:B:472:ASP:O	1:B:478:LEU:HD13	1.67	0.93
1:B:479:PRO:HD2	1:B:511:ARG:HB2	1.51	0.92
1:C:237:ILE:HD11	1:C:265:PHE:HA	1.54	0.90
1:C:364:MET:HG3	1:C:365:PRO:CD	2.02	0.89
1:A:9:GLY:HA3	1:A:363:PRO:HG2	1.53	0.89
1:A:339:LEU:HB3	1:A:345:ALA:H	1.38	0.89
1:A:382:PRO:HA	1:A:424:TYR:HD1	1.35	0.89
1:B:480:SER:OG	1:B:537:PHE:CZ	2.27	0.88
1:D:347:ILE:HG12	1:D:363:PRO:HA	1.56	0.87
1:B:517:ILE:CG1	1:B:518:ASP:H	1.88	0.87
1:B:468:ILE:CG2	1:B:533:LEU:HB2	2.04	0.87
1:C:107:THR:HG23	1:C:110:GLU:H	1.40	0.87
1:C:347:ILE:CB	1:C:363:PRO:N	2.37	0.87
1:C:399:TYR:H	1:C:406:THR:HG22	1.40	0.86
1:A:423:TYR:O	1:A:424:TYR:CB	2.19	0.86
1:B:517:ILE:HD13	1:B:540:GLU:OE2	1.75	0.86
1:A:9:GLY:HA3	1:A:363:PRO:CG	2.04	0.84
1:B:496:VAL:HB	1:B:514:VAL:HG21	1.59	0.84
1:C:347:ILE:HA	1:C:363:PRO:N	1.91	0.84
1:D:372:ILE:O	1:D:380:LEU:CD2	2.23	0.84

Continued on next page...

Continued from previous page...

Atom-1	Atom-2	Interatomic distance (Å)	Clash overlap (Å)
1:B:504:VAL:HB	1:B:508:LYS:HD3	1.60	0.84
1:A:385:LYS:HA	1:A:422:GLY:O	1.77	0.84
1:A:342:THR:HG22	1:A:343:CYS:H	1.44	0.82
1:A:423:TYR:O	1:A:424:TYR:O	1.98	0.81
1:D:337:TYR:CE2	1:D:348:LEU:HA	2.15	0.81
1:D:347:ILE:O	1:D:347:ILE:HG22	1.79	0.81
1:B:335:GLN:O	1:B:348:LEU:HB2	1.80	0.81
1:A:311:CYS:N	1:A:335:GLN:HG2	1.95	0.81
1:D:346:LEU:O	1:D:347:ILE:HB	1.81	0.80
1:C:348:LEU:HD12	1:C:364:MET:CE	2.11	0.80
1:C:348:LEU:HD12	1:C:364:MET:HE1	1.62	0.80
1:D:13:ARG:HG3	1:D:221:ASP:OD2	1.82	0.80
1:A:382:PRO:HA	1:A:424:TYR:CD1	2.15	0.80
1:A:423:TYR:O	1:A:424:TYR:HB3	1.80	0.80
1:B:342:THR:CG2	1:B:396:MET:CB	2.47	0.79
1:A:380:LEU:CD2	1:A:385:LYS:O	2.31	0.79
1:A:372:ILE:O	1:A:380:LEU:HD13	1.84	0.78
1:A:399:TYR:H	1:A:406:THR:HG22	1.47	0.78
1:D:13:ARG:HD2	1:D:222:PRO:HD2	1.65	0.78
1:B:441:LYS:HE2	1:B:530:ARG:HB3	1.66	0.77
1:B:429:PHE:O	1:B:431:TYR:N	2.18	0.77
1:C:364:MET:HG3	1:C:365:PRO:HD3	1.66	0.77
1:B:436:LEU:CD1	1:B:450:ALA:H	1.97	0.77
1:D:347:ILE:CD1	1:D:390:PHE:CE1	2.67	0.77
1:C:342:THR:HG22	1:C:343:CYS:H	1.50	0.77
1:A:347:ILE:HG23	1:A:363:PRO:N	2.00	0.76
1:A:307:THR:HG22	1:A:308:GLU:HG3	1.66	0.76
1:C:347:ILE:HG12	1:C:347:ILE:O	1.83	0.76
1:C:429:PHE:HB3	1:C:431:TYR:CE2	2.20	0.76
1:B:346:LEU:O	1:B:347:ILE:CB	2.33	0.76
1:A:378:LYS:HA	1:A:378:LYS:CE	2.03	0.76
1:A:103:ASN:HD22	1:A:241:HIS:CE1	2.04	0.75
1:B:529:MET:HB2	1:B:532:GLU:HB2	1.67	0.75
1:B:453:GLU:O	1:B:457:LEU:HB2	1.86	0.75
1:D:347:ILE:CG2	1:D:432:VAL:HG21	2.16	0.75
1:B:478:LEU:HG	1:B:511:ARG:HB3	1.70	0.74
1:A:334:LEU:C	1:A:335:GLN:HG3	2.07	0.74
1:A:337:TYR:HD2	1:A:348:LEU:HA	1.52	0.74
1:C:364:MET:HG3	1:C:365:PRO:HD2	1.66	0.74
1:D:174:ASP:HB3	1:D:177:LYS:HD3	1.70	0.74
1:D:13:ARG:HH11	1:D:221:ASP:CG	1.91	0.74

Continued on next page...

Continued from previous page...

Atom-1	Atom-2	Interatomic distance (Å)	Clash overlap (Å)
1:B:125:CYS:SG	1:B:129:SER:HB2	2.28	0.73
1:B:335:GLN:C	1:B:348:LEU:HB2	2.09	0.73
1:A:9:GLY:HA3	1:A:363:PRO:CB	2.18	0.73
1:C:347:ILE:HG22	1:C:363:PRO:HA	1.69	0.73
1:A:268:GLU:HA	1:A:271:LEU:HD23	1.71	0.73
1:A:334:LEU:HB3	1:A:349:SER:HB3	1.70	0.73
1:A:9:GLY:HA3	1:A:363:PRO:HB2	1.69	0.73
1:D:268:GLU:N	1:D:268:GLU:OE1	2.20	0.73
1:D:140:LEU:HB3	1:D:142:PHE:CE1	2.24	0.72
1:B:342:THR:HG23	1:B:396:MET:HB3	1.67	0.72
1:A:378:LYS:HE2	1:A:378:LYS:CA	2.18	0.72
1:D:268:GLU:O	1:D:270:PHE:N	2.21	0.72
1:A:268:GLU:C	1:A:270:PHE:H	1.91	0.72
1:B:458:GLN:O	1:B:459:HIS:ND1	2.18	0.72
1:B:480:SER:OG	1:B:537:PHE:CE1	2.41	0.72
1:B:347:ILE:H	1:B:364:MET:HG3	1.53	0.71
1:B:255:VAL:HG23	1:B:257:LEU:HG	1.72	0.71
1:C:224:TYR:CD2	1:C:364:MET:HE2	2.26	0.71
1:A:236:ALA:HB2	1:A:252:TYR:HE2	1.56	0.71
1:A:285:PRO:HD2	1:A:288:ILE:HD11	1.73	0.71
1:B:451:GLU:OE2	1:B:467:VAL:HG23	1.91	0.71
1:B:468:ILE:HG21	1:B:533:LEU:CB	2.15	0.71
1:B:497:GLN:CG	1:B:510:LEU:CD1	2.67	0.71
1:C:348:LEU:CD1	1:C:364:MET:CE	2.69	0.71
1:B:347:ILE:O	1:B:347:ILE:CG2	2.35	0.70
1:C:348:LEU:CD1	1:C:364:MET:HE1	2.20	0.70
1:A:372:ILE:O	1:A:373:ASP:CB	2.38	0.70
1:B:463:SER:HB3	1:B:483:VAL:HG13	1.73	0.70
1:C:339:LEU:HD21	1:C:344:SER:HB3	1.72	0.70
1:C:342:THR:HG21	1:C:395:LEU:HA	1.73	0.70
1:B:11:ARG:CG	1:B:11:ARG:HH11	2.05	0.69
1:B:451:GLU:OE2	1:B:467:VAL:CG2	2.41	0.69
1:D:337:TYR:HE2	1:D:348:LEU:HA	1.55	0.69
1:A:389:CYS:HA	1:A:418:THR:OG1	1.92	0.69
1:B:235:LEU:HB3	1:B:282:ILE:HG22	1.75	0.68
1:A:334:LEU:O	1:A:335:GLN:CG	2.42	0.68
1:C:429:PHE:O	1:C:431:TYR:N	2.25	0.68
1:B:479:PRO:HD2	1:B:511:ARG:CB	2.22	0.68
1:B:510:LEU:HD13	1:B:514:VAL:H	1.59	0.68
1:A:55:GLU:OE2	1:A:59:ARG:HD2	1.93	0.68
1:B:497:GLN:HG3	1:B:510:LEU:HD12	1.76	0.68

Continued on next page...

Continued from previous page...

Atom-1	Atom-2	Interatomic distance (Å)	Clash overlap (Å)
1:B:140:LEU:HB3	1:B:142:PHE:CE1	2.29	0.67
1:C:103:ASN:HD22	1:C:241:HIS:CE1	2.12	0.67
1:A:6:ILE:HG22	1:A:6:ILE:O	1.94	0.67
1:A:383:ARG:HA	1:A:423:TYR:HD2	1.58	0.67
1:B:190:ALA:HB2	1:B:209:HIS:CD2	2.30	0.67
1:A:311:CYS:H	1:A:335:GLN:CG	2.02	0.67
1:B:149:ILE:HA	1:B:161:VAL:HG23	1.77	0.67
1:B:500:ILE:HG22	1:B:503:LEU:HD13	1.75	0.67
1:B:11:ARG:HH11	1:B:11:ARG:HG3	1.60	0.67
1:C:425:ASP:O	1:C:429:PHE:HB2	1.95	0.67
1:B:510:LEU:HD11	1:B:514:VAL:HG23	1.75	0.67
1:D:17:PHE:CD2	1:D:24:GLN:HB2	2.30	0.67
1:D:268:GLU:C	1:D:270:PHE:H	1.98	0.67
1:C:422:GLY:HA2	1:C:435:ARG:H	1.60	0.66
1:B:436:LEU:HD13	1:B:450:ALA:H	1.59	0.66
1:C:294:LYS:HE3	1:C:323:LYS:NZ	2.11	0.66
1:C:371:VAL:HG13	1:C:380:LEU:HB2	1.76	0.66
1:D:234:ILE:HD12	1:D:281:SER:HB3	1.77	0.66
1:B:286:PRO:HA	1:B:289:MET:HB2	1.75	0.66
1:B:464:ASP:HB2	1:B:484:VAL:HG13	1.77	0.66
1:D:347:ILE:HG22	1:D:432:VAL:HG21	1.76	0.66
1:C:7:VAL:O	1:C:9:GLY:N	2.27	0.66
1:B:472:ASP:C	1:B:478:LEU:HD13	2.16	0.66
1:D:372:ILE:HG22	1:D:379:ALA:N	2.11	0.66
1:A:429:PHE:O	1:A:431:TYR:N	2.26	0.65
1:B:316:LEU:HD21	1:B:525:THR:HG21	1.76	0.65
1:C:74:VAL:HG12	1:C:98:PRO:HB2	1.76	0.65
1:D:347:ILE:CG1	1:D:363:PRO:HA	2.25	0.65
1:D:380:LEU:HD12	1:D:384:GLU:OE2	1.95	0.65
1:D:429:PHE:O	1:D:431:TYR:N	2.28	0.65
1:A:342:THR:HG21	1:A:395:LEU:HA	1.79	0.65
1:A:318:ARG:O	1:A:320:ILE:N	2.30	0.65
1:C:317:GLY:O	1:C:320:ILE:N	2.29	0.65
1:A:230:PRO:O	1:A:231:ASP:HB2	1.96	0.65
1:A:347:ILE:HD12	1:A:390:PHE:CE1	2.31	0.65
1:C:197:GLY:O	1:C:199:THR:N	2.29	0.65
1:C:268:GLU:HA	1:C:271:LEU:HD23	1.78	0.65
1:C:316:LEU:O	1:C:318:ARG:N	2.29	0.65
1:B:455:LEU:HD23	1:B:467:VAL:HG22	1.78	0.65
1:A:311:CYS:O	1:A:335:GLN:HB2	1.97	0.64
1:B:285:PRO:HD2	1:B:288:ILE:HD11	1.80	0.64

Continued on next page...

Continued from previous page...

Atom-1	Atom-2	Interatomic distance (Å)	Clash overlap (Å)
1:C:201:LEU:HD12	1:C:202:PRO:HD2	1.80	0.64
1:C:339:LEU:CD2	1:C:344:SER:CB	2.48	0.64
1:B:505:THR:HG22	1:B:506:THR:H	1.62	0.64
1:C:230:PRO:O	1:C:231:ASP:HB2	1.96	0.63
1:B:472:ASP:OD1	1:B:478:LEU:HD22	1.98	0.63
1:B:497:GLN:CG	1:B:510:LEU:HD12	2.27	0.63
1:D:347:ILE:HA	1:D:363:PRO:CA	2.28	0.63
1:D:429:PHE:HB3	1:D:431:TYR:CE2	2.34	0.63
1:B:342:THR:HG21	1:B:396:MET:HA	1.79	0.63
1:B:435:ARG:HH22	1:B:457:LEU:CD2	2.11	0.63
1:B:533:LEU:HD12	1:B:533:LEU:H	1.64	0.63
1:A:59:ARG:NH2	1:A:170:ASP:O	2.31	0.63
1:C:159:GLU:OE1	1:C:167:ARG:NH1	2.32	0.63
1:A:44:THR:O	1:A:45:ASN:HB2	1.99	0.62
1:B:59:ARG:NH2	1:B:170:ASP:O	2.31	0.62
1:B:44:THR:O	1:B:45:ASN:HB2	1.98	0.62
1:B:335:GLN:N	1:B:335:GLN:OE1	2.32	0.62
1:D:103:ASN:HD22	1:D:241:HIS:CE1	2.17	0.62
1:B:205:VAL:HG11	1:B:342:THR:HG23	1.80	0.62
1:B:347:ILE:HD11	1:B:390:PHE:CE2	2.34	0.62
1:A:400:HIS:C	1:A:402:ASN:H	2.03	0.62
1:A:7:VAL:O	1:A:9:GLY:N	2.33	0.62
1:B:510:LEU:HD13	1:B:514:VAL:CG2	2.26	0.62
1:A:125:CYS:O	1:A:149:ILE:HG12	2.00	0.61
1:C:339:LEU:HD23	1:C:344:SER:OG	1.99	0.61
1:A:26:TYR:HB2	1:A:94:TYR:CE1	2.35	0.61
1:B:470:ILE:N	1:B:478:LEU:O	2.31	0.61
1:B:439:LEU:HG	1:B:442:TYR:OH	2.00	0.61
1:C:312:GLY:HA2	1:C:339:LEU:HD11	1.82	0.61
1:B:296:PRO:HB2	1:B:297:LEU:HG	1.81	0.61
1:B:321:ALA:HA	1:B:333:ILE:HD11	1.80	0.61
1:D:325:ALA:HB2	1:D:333:ILE:HG22	1.83	0.61
1:A:27:GLN:HG2	1:D:15:LEU:HD12	1.83	0.61
1:B:521:PRO:HG3	1:B:533:LEU:HD11	1.82	0.61
1:C:347:ILE:CA	1:C:363:PRO:N	2.62	0.61
1:D:346:LEU:O	1:D:347:ILE:CB	2.48	0.61
1:A:334:LEU:C	1:A:335:GLN:CG	2.69	0.61
1:C:264:LYS:HD3	1:C:266:GLU:OE2	2.00	0.61
1:B:26:TYR:HB2	1:B:94:TYR:CE1	2.36	0.60
1:B:383:ARG:HA	1:B:423:TYR:CD2	2.35	0.60
1:B:293:ALA:HB2	1:B:324:VAL:HG13	1.83	0.60

Continued on next page...

Continued from previous page...

Atom-1	Atom-2	Interatomic distance (Å)	Clash overlap (Å)
1:D:291:TYR:O	1:D:295:SER:HB3	2.01	0.60
1:D:287:PRO:O	1:D:290:VAL:HG22	2.01	0.60
1:D:307:THR:HG22	1:D:308:GLU:HG3	1.82	0.60
1:D:74:VAL:HG11	1:D:118:SER:HB2	1.83	0.60
1:B:103:ASN:OD1	1:B:105:MET:N	2.34	0.60
1:B:529:MET:O	1:B:531:ASN:N	2.34	0.60
1:D:194:THR:HA	1:D:204:GLY:HA2	1.83	0.60
1:D:372:ILE:HG22	1:D:379:ALA:HA	1.82	0.60
1:B:347:ILE:HG21	1:B:432:VAL:CG2	2.31	0.60
1:D:9:GLY:HA3	1:D:363:PRO:HB2	1.84	0.60
1:C:425:ASP:OD2	1:C:433:VAL:HG13	2.00	0.60
1:A:400:HIS:O	1:A:402:ASN:N	2.34	0.60
1:B:458:GLN:O	1:B:458:GLN:NE2	2.35	0.59
1:D:372:ILE:HG22	1:D:379:ALA:CA	2.31	0.59
1:A:371:VAL:C	1:A:372:ILE:HG13	2.22	0.59
1:D:385:LYS:HA	1:D:422:GLY:O	2.03	0.59
1:A:371:VAL:HG11	1:A:384:GLU:O	2.02	0.59
1:D:274:ILE:HG13	1:D:279:ILE:HB	1.84	0.59
1:A:130:LEU:HD21	1:A:158:VAL:HG21	1.84	0.59
1:A:102:SER:HA	1:A:114:HIS:CE1	2.38	0.59
1:A:149:ILE:HA	1:A:161:VAL:HG23	1.85	0.59
1:A:293:ALA:HB2	1:A:324:VAL:HG13	1.84	0.59
1:B:11:ARG:NE	1:C:176:VAL:O	2.36	0.59
1:D:422:GLY:HA3	1:D:434:ASP:HA	1.85	0.59
1:D:237:ILE:HG12	1:D:262:VAL:HB	1.84	0.59
1:A:339:LEU:O	1:A:340:THR:HG23	2.03	0.59
1:B:207:ILE:CD1	1:B:342:THR:HG22	2.32	0.59
1:B:333:ILE:HG13	1:B:333:ILE:O	2.02	0.59
1:B:325:ALA:HA	1:B:330:VAL:HG12	1.85	0.59
1:D:338:GLY:O	1:D:339:LEU:O	2.21	0.58
1:D:399:TYR:N	1:D:406:THR:HG22	2.10	0.58
1:B:340:THR:HG21	1:B:395:LEU:HD22	1.85	0.58
1:A:342:THR:HG22	1:A:343:CYS:N	2.14	0.58
1:B:455:LEU:HD11	1:B:465:ALA:HA	1.84	0.58
1:C:106:TYR:HE2	1:C:114:HIS:ND1	2.00	0.58
1:C:348:LEU:CD1	1:C:364:MET:HE3	2.33	0.58
1:B:347:ILE:HG12	1:B:363:PRO:HA	1.85	0.58
1:B:26:TYR:HB2	1:B:94:TYR:HE1	1.68	0.58
1:B:320:ILE:O	1:B:324:VAL:HG22	2.04	0.58
1:D:347:ILE:HD12	1:D:390:PHE:CE1	2.38	0.58
1:B:510:LEU:HD13	1:B:514:VAL:N	2.18	0.58

Continued on next page...

Continued from previous page...

Atom-1	Atom-2	Interatomic distance (Å)	Clash overlap (Å)
1:B:340:THR:HG21	1:B:395:LEU:CD2	2.34	0.58
1:C:311:CYS:O	1:C:335:GLN:NE2	2.32	0.58
1:B:340:THR:HG22	1:B:340:THR:O	2.04	0.57
1:A:372:ILE:O	1:A:373:ASP:HB3	2.03	0.57
1:A:337:TYR:HD2	1:A:348:LEU:CA	2.17	0.57
1:C:11:ARG:HG3	1:C:12:PRO:HD2	1.86	0.57
1:C:228:ILE:HD11	1:C:307:THR:HG21	1.84	0.57
1:B:120:PRO:HD2	1:B:142:PHE:HE2	1.68	0.57
1:D:271:LEU:HD21	1:D:291:TYR:HE2	1.70	0.57
1:B:483:VAL:O	1:B:516:PHE:HA	2.04	0.57
1:C:383:ARG:HA	1:C:423:TYR:CD2	2.40	0.57
1:C:425:ASP:OD2	1:C:433:VAL:HG22	2.05	0.57
1:B:373:ASP:HB3	1:B:375:ASN:H	1.69	0.57
1:D:339:LEU:HD23	1:D:344:SER:HB3	1.85	0.57
1:D:425:ASP:O	1:D:429:PHE:HB2	2.05	0.57
1:A:63:SER:HB3	1:A:164:PHE:CE2	2.40	0.57
1:C:287:PRO:O	1:C:290:VAL:HG22	2.05	0.57
1:C:307:THR:HG22	1:C:308:GLU:HG3	1.87	0.57
1:B:459:HIS:N	1:B:460:PRO:HD3	2.21	0.56
1:B:493:GLU:HA	1:B:514:VAL:HB	1.86	0.56
1:D:342:THR:HG22	1:D:343:CYS:H	1.68	0.56
1:A:27:GLN:HG3	1:D:13:ARG:O	2.05	0.56
1:A:311:CYS:HB3	1:A:335:GLN:NE2	2.20	0.56
1:C:274:ILE:HG13	1:C:279:ILE:HB	1.86	0.56
1:A:148:VAL:O	1:A:161:VAL:HG23	2.06	0.56
1:B:74:VAL:HG12	1:B:120:PRO:HB3	1.88	0.56
1:D:294:LYS:HD3	1:D:323:LYS:HD2	1.87	0.56
1:A:28:SER:OG	1:A:254:PRO:HA	2.05	0.56
1:B:470:ILE:O	1:B:478:LEU:N	2.38	0.56
1:C:293:ALA:HB2	1:C:324:VAL:HG13	1.87	0.56
1:B:399:TYR:H	1:B:406:THR:HG22	1.69	0.56
1:A:268:GLU:O	1:A:270:PHE:N	2.33	0.56
1:A:384:GLU:N	1:A:423:TYR:HB2	2.21	0.56
1:A:429:PHE:HB3	1:A:431:TYR:CE1	2.41	0.56
1:B:373:ASP:HB2	1:B:377:GLY:H	1.71	0.56
1:C:296:PRO:O	1:C:298:VAL:HG13	2.05	0.56
1:B:207:ILE:HD11	1:B:342:THR:HG22	1.88	0.56
1:C:347:ILE:HG22	1:C:363:PRO:CA	2.36	0.56
1:D:59:ARG:NH1	1:D:173:PHE:HB3	2.20	0.56
1:A:346:LEU:C	1:A:347:ILE:HG13	2.27	0.55
1:B:309:ILE:HB	1:B:333:ILE:HG22	1.88	0.55

Continued on next page...

Continued from previous page...

Atom-1	Atom-2	Interatomic distance (Å)	Clash overlap (Å)
1:C:137:GLN:HB2	1:C:143:LEU:HD23	1.89	0.55
1:A:337:TYR:CD2	1:A:348:LEU:HA	2.38	0.55
1:A:423:TYR:O	1:A:424:TYR:HB2	2.05	0.55
1:B:456:LEU:O	1:B:456:LEU:HG	2.06	0.55
1:C:148:VAL:O	1:C:161:VAL:HG23	2.06	0.55
1:C:314:SER:O	1:C:314:SER:OG	2.22	0.55
1:B:140:LEU:HD13	1:B:142:PHE:CZ	2.41	0.55
1:A:313:GLY:O	1:A:339:LEU:HD11	2.07	0.55
1:B:484:VAL:HG21	1:B:518:ASP:O	2.06	0.55
1:A:326:LYS:HE2	1:C:301:TYR:CE2	2.42	0.55
1:B:313:GLY:O	1:B:339:LEU:HD21	2.07	0.55
1:A:333:ILE:C	1:A:334:LEU:HD13	2.27	0.55
1:B:436:LEU:HD11	1:B:451:GLU:N	2.22	0.54
1:C:284:VAL:HB	1:C:288:ILE:HG13	1.89	0.54
1:D:316:LEU:HD23	1:D:317:GLY:H	1.71	0.54
1:B:473:GLU:N	1:B:478:LEU:HD13	2.22	0.54
1:A:309:ILE:HG12	1:A:330:VAL:HG21	1.90	0.54
1:C:240:PHE:O	1:C:246:LEU:HB2	2.07	0.54
1:C:286:PRO:HA	1:C:289:MET:HB2	1.89	0.54
1:C:347:ILE:HG13	1:C:432:VAL:HG21	1.90	0.54
1:D:399:TYR:H	1:D:406:THR:CG2	2.13	0.54
1:A:11:ARG:HG3	1:A:12:PRO:HD2	1.90	0.54
1:B:198:THR:O	1:B:203:LYS:NZ	2.40	0.54
1:C:203:LYS:HB3	1:C:399:TYR:HD2	1.73	0.54
1:C:422:GLY:HA3	1:C:434:ASP:HA	1.90	0.54
1:B:336:GLY:HA2	1:B:348:LEU:CA	2.38	0.54
1:D:71:HIS:CD2	1:D:71:HIS:H	2.24	0.54
1:A:126:SER:O	1:A:148:VAL:HG13	2.08	0.54
1:B:504:VAL:CB	1:B:508:LYS:HD3	2.36	0.54
1:B:121:CYS:HB2	1:B:144:LYS:HG2	1.89	0.54
1:B:214:ILE:HG21	1:B:394:MET:HB2	1.90	0.54
1:B:435:ARG:NH2	1:B:457:LEU:HD23	2.23	0.54
1:B:519:SER:OG	1:B:520:ILE:N	2.37	0.54
1:D:289:MET:HE3	1:D:333:ILE:HD11	1.89	0.54
1:B:479:PRO:CD	1:B:511:ARG:HG2	2.38	0.54
1:A:388:ILE:HD12	1:A:422:GLY:CA	2.38	0.53
1:C:108:GLU:OE1	1:C:135:LYS:HE3	2.08	0.53
1:A:27:GLN:CD	1:D:15:LEU:CD1	2.76	0.53
1:B:479:PRO:HD2	1:B:511:ARG:CG	2.38	0.53
1:D:425:ASP:HB2	1:D:431:TYR:O	2.08	0.53
1:A:106:TYR:HE2	1:A:114:HIS:ND1	2.06	0.53

Continued on next page...

Continued from previous page...

Atom-1	Atom-2	Interatomic distance (Å)	Clash overlap (Å)
1:C:81:ASN:O	1:C:263:LYS:HD3	2.08	0.53
1:B:190:ALA:HB2	1:B:209:HIS:HD2	1.73	0.53
1:C:342:THR:HG22	1:C:343:CYS:N	2.22	0.53
1:B:521:PRO:HG2	1:B:528:LEU:HA	1.91	0.53
1:C:253:PHE:HB2	1:C:254:PRO:HD3	1.91	0.53
1:A:159:GLU:CD	1:A:167:ARG:HH11	2.12	0.53
1:A:333:ILE:O	1:A:334:LEU:HD13	2.09	0.53
1:B:449:PRO:HB2	1:B:453:GLU:HB3	1.90	0.53
1:C:222:PRO:O	1:C:227:ARG:HD3	2.09	0.53
1:A:372:ILE:O	1:A:380:LEU:CD1	2.56	0.53
1:A:382:PRO:CA	1:A:424:TYR:CD1	2.90	0.53
1:A:337:TYR:HE2	1:A:349:SER:HB2	1.74	0.53
1:C:286:PRO:O	1:C:289:MET:HB2	2.09	0.53
1:A:429:PHE:HB3	1:A:431:TYR:HE1	1.73	0.53
1:D:11:ARG:HG3	1:D:12:PRO:HD2	1.90	0.53
1:D:347:ILE:HD12	1:D:390:PHE:CZ	2.44	0.53
1:B:436:LEU:HD22	1:B:442:TYR:HD2	1.73	0.53
1:B:470:ILE:CD1	1:B:478:LEU:HB3	2.28	0.53
1:B:479:PRO:HD2	1:B:511:ARG:HG2	1.91	0.53
1:B:335:GLN:C	1:B:348:LEU:CB	2.78	0.52
1:D:342:THR:HG21	1:D:396:MET:N	2.24	0.52
1:A:347:ILE:CD1	1:A:390:PHE:CE1	2.92	0.52
1:D:149:ILE:HA	1:D:161:VAL:HG23	1.90	0.52
1:D:221:ASP:OD1	1:D:223:ILE:HG22	2.10	0.52
1:B:148:VAL:O	1:B:161:VAL:HG23	2.10	0.52
1:A:17:PHE:HZ	1:A:23:LEU:HD23	1.74	0.52
1:B:233:SER:HA	1:B:258:LYS:O	2.10	0.52
1:B:442:TYR:HB2	1:B:448:ALA:O	2.10	0.52
1:D:90:ILE:HA	1:D:93:LEU:HD12	1.92	0.52
1:D:240:PHE:O	1:D:246:LEU:HB2	2.10	0.52
1:D:336:GLY:HA3	1:D:339:LEU:HD11	1.91	0.52
1:A:274:ILE:HG23	1:A:279:ILE:HB	1.91	0.52
1:B:470:ILE:HD12	1:B:478:LEU:CB	2.29	0.52
1:C:189:THR:HG23	1:C:206:VAL:HG13	1.92	0.52
1:D:421:LEU:HG	1:D:436:LEU:HB2	1.92	0.52
1:B:336:GLY:N	1:B:348:LEU:HB3	2.18	0.52
1:B:149:ILE:HA	1:B:161:VAL:CG2	2.40	0.51
1:C:335:GLN:NE2	1:C:336:GLY:N	2.57	0.51
1:B:515:VAL:HB	1:B:537:PHE:CE1	2.44	0.51
1:C:380:LEU:HD12	1:C:384:GLU:OE2	2.11	0.51
1:D:286:PRO:O	1:D:289:MET:HB2	2.10	0.51

Continued on next page...

Continued from previous page...

Atom-1	Atom-2	Interatomic distance (Å)	Clash overlap (Å)
1:A:140:LEU:HB3	1:A:142:PHE:CZ	2.45	0.51
1:D:347:ILE:HA	1:D:363:PRO:N	2.25	0.51
1:B:11:ARG:CD	1:C:176:VAL:O	2.58	0.51
1:B:347:ILE:HG21	1:B:432:VAL:HG21	1.93	0.51
1:D:347:ILE:O	1:D:347:ILE:CG2	2.52	0.51
1:A:114:HIS:C	1:A:114:HIS:CD2	2.84	0.51
1:B:119:LYS:HG2	1:B:142:PHE:CD2	2.45	0.51
1:C:26:TYR:HB2	1:C:94:TYR:CE1	2.46	0.51
1:D:347:ILE:HG21	1:D:432:VAL:HG11	1.92	0.51
1:D:372:ILE:CG2	1:D:379:ALA:HA	2.41	0.51
1:B:326:LYS:NZ	1:B:329:LYS:HZ3	2.08	0.51
1:C:130:LEU:HD21	1:C:158:VAL:HG21	1.91	0.51
1:D:13:ARG:NH1	1:D:13:ARG:CG	2.74	0.51
1:D:347:ILE:HG12	1:D:363:PRO:CA	2.36	0.51
1:A:149:ILE:HA	1:A:161:VAL:CG2	2.39	0.51
1:B:436:LEU:HD11	1:B:451:GLU:H	1.76	0.51
1:C:372:ILE:C	1:C:380:LEU:HD23	2.31	0.51
1:A:346:LEU:HD11	1:A:390:PHE:CD2	2.46	0.51
1:D:119:LYS:HA	1:D:142:PHE:CE2	2.46	0.51
1:D:422:GLY:HA2	1:D:435:ARG:H	1.75	0.51
1:A:223:ILE:HG22	1:A:224:TYR:CD1	2.46	0.51
1:A:388:ILE:CD1	1:A:422:GLY:HA3	2.41	0.51
1:B:264:LYS:HD3	1:B:266:GLU:OE1	2.11	0.51
1:B:472:ASP:O	1:B:478:LEU:HB2	2.11	0.51
1:C:102:SER:HA	1:C:114:HIS:CE1	2.46	0.51
1:C:112:ILE:HG23	1:C:140:LEU:HD21	1.93	0.51
1:A:370:LYS:O	1:A:388:ILE:HA	2.11	0.50
1:A:389:CYS:HB2	1:A:416:LEU:O	2.12	0.50
1:C:95:GLN:O	1:C:181:LYS:HE3	2.12	0.50
1:C:334:LEU:HB3	1:C:349:SER:HB3	1.93	0.50
1:B:264:LYS:HE2	1:B:265:PHE:CZ	2.47	0.50
1:B:455:LEU:CD2	1:B:467:VAL:HG22	2.42	0.50
1:B:472:ASP:O	1:B:478:LEU:CD1	2.51	0.50
1:A:17:PHE:CD2	1:A:24:GLN:HB2	2.47	0.50
1:B:234:ILE:HG13	1:B:235:LEU:N	2.27	0.50
1:B:318:ARG:HG2	1:B:319:ASP:OD1	2.12	0.50
1:A:311:CYS:HB3	1:A:335:GLN:HE21	1.75	0.50
1:B:482:CYS:HA	1:B:515:VAL:HG12	1.94	0.50
1:B:497:GLN:O	1:B:501:ALA:HB2	2.11	0.50
1:B:507:THR:HB	1:B:511:ARG:NH1	2.27	0.50
1:C:271:LEU:O	1:C:274:ILE:HG22	2.10	0.50

Continued on next page...

Continued from previous page...

Atom-1	Atom-2	Interatomic distance (Å)	Clash overlap (Å)
1:A:140:LEU:HB3	1:A:142:PHE:CE1	2.47	0.50
1:B:371:VAL:HG23	1:B:380:LEU:HB2	1.93	0.50
1:A:325:ALA:HB2	1:A:333:ILE:HG22	1.94	0.50
1:B:426:GLU:O	1:B:430:ILE:N	2.45	0.50
1:C:293:ALA:O	1:C:327:ARG:NH1	2.34	0.50
1:A:313:GLY:O	1:A:339:LEU:CD1	2.59	0.50
1:A:313:GLY:O	1:A:315:PRO:HD3	2.12	0.50
1:B:449:PRO:HB2	1:B:453:GLU:CB	2.40	0.50
1:A:334:LEU:HG	1:A:349:SER:OG	2.12	0.49
1:D:405:ALA:HA	1:D:408:ASP:HB3	1.92	0.49
1:A:125:CYS:SG	1:A:126:SER:N	2.85	0.49
1:B:283:VAL:HG22	1:B:310:ALA:HB3	1.92	0.49
1:B:309:ILE:HG12	1:B:330:VAL:HG21	1.93	0.49
1:D:86:PHE:HB3	1:D:90:ILE:HD12	1.94	0.49
1:D:347:ILE:HD11	1:D:390:PHE:CE1	2.47	0.49
1:A:27:GLN:CD	1:D:15:LEU:HD12	2.33	0.49
1:B:446:GLN:O	1:B:447:VAL:O	2.30	0.49
1:D:388:ILE:O	1:D:418:THR:HB	2.13	0.49
1:A:27:GLN:CG	1:D:15:LEU:HD12	2.43	0.49
1:A:334:LEU:O	1:A:335:GLN:CB	2.60	0.49
1:A:288:ILE:O	1:A:292:LEU:HG	2.12	0.49
1:B:297:LEU:HB3	1:B:300:GLU:HG3	1.95	0.49
1:D:264:LYS:HD3	1:D:266:GLU:OE1	2.12	0.49
1:B:531:ASN:H	1:B:531:ASN:ND2	2.11	0.49
1:C:373:ASP:HB3	1:C:377:GLY:H	1.77	0.49
1:D:107:THR:HG23	1:D:109:ARG:HB3	1.94	0.49
1:A:286:PRO:HA	1:A:289:MET:HB2	1.94	0.49
1:A:364:MET:O	1:A:367:VAL:HB	2.11	0.49
1:B:159:GLU:OE1	1:B:167:ARG:NH1	2.42	0.49
1:B:462:ILE:O	1:B:462:ILE:HG13	2.10	0.49
1:A:14:ASP:OD2	1:D:31:LYS:HE3	2.12	0.49
1:A:61:ALA:HB1	1:A:95:GLN:HE21	1.78	0.49
1:B:367:VAL:HA	1:B:392:SER:HB2	1.94	0.49
1:C:382:PRO:HA	1:C:424:TYR:CB	2.43	0.49
1:C:402:ASN:O	1:C:406:THR:HG23	2.12	0.49
1:D:13:ARG:HG3	1:D:13:ARG:HH11	1.78	0.49
1:D:372:ILE:HA	1:D:379:ALA:HA	1.94	0.49
1:C:294:LYS:HE3	1:C:323:LYS:HZ2	1.75	0.48
1:B:335:GLN:H	1:B:335:GLN:CD	2.12	0.48
1:B:455:LEU:HD21	1:B:466:GLY:N	2.28	0.48
1:A:306:LEU:HG	1:A:309:ILE:HD11	1.95	0.48

Continued on next page...

Continued from previous page...

Atom-1	Atom-2	Interatomic distance (Å)	Clash overlap (Å)
1:B:8:ASN:O	1:B:367:VAL:O	2.30	0.48
1:B:11:ARG:HD3	1:C:176:VAL:O	2.13	0.48
1:B:234:ILE:HD12	1:B:281:SER:HB3	1.95	0.48
1:B:274:ILE:HG13	1:B:279:ILE:HB	1.96	0.48
1:D:294:LYS:HD3	1:D:323:LYS:HE3	1.94	0.48
1:D:347:ILE:CG2	1:D:432:VAL:CG2	2.90	0.48
1:B:426:GLU:HB3	1:B:429:PHE:HD2	1.76	0.48
1:C:292:LEU:HB3	1:C:324:VAL:HG11	1.94	0.48
1:A:218:HIS:HB3	1:A:364:MET:HE1	1.96	0.48
1:A:234:ILE:HG13	1:A:235:LEU:N	2.29	0.48
1:A:396:MET:HE2	1:A:416:LEU:HD11	1.95	0.48
1:B:435:ARG:NH2	1:B:457:LEU:CD2	2.76	0.48
1:B:77:ILE:HG22	1:B:99:MET:SD	2.54	0.48
1:A:374:ILE:H	1:A:374:ILE:HG13	1.49	0.48
1:B:478:LEU:HG	1:B:511:ARG:CB	2.40	0.48
1:A:388:ILE:HD12	1:A:422:GLY:HA3	1.96	0.48
1:D:13:ARG:HH11	1:D:13:ARG:CG	2.25	0.48
1:D:114:HIS:C	1:D:114:HIS:CD2	2.85	0.48
1:D:190:ALA:HB2	1:D:209:HIS:CD2	2.48	0.48
1:D:211:SER:HA	1:D:394:MET:HA	1.96	0.48
1:A:382:PRO:CA	1:A:424:TYR:HD1	2.16	0.48
1:B:199:THR:OG1	1:B:203:LYS:NZ	2.45	0.48
1:B:342:THR:HB	1:B:343:CYS:H	1.43	0.48
1:C:197:GLY:HA3	1:C:341:GLU:OE1	2.14	0.48
1:A:240:PHE:O	1:A:246:LEU:HB2	2.14	0.48
1:A:268:GLU:C	1:A:270:PHE:N	2.62	0.48
1:C:235:LEU:HD21	1:C:237:ILE:HB	1.96	0.48
1:D:271:LEU:H	1:D:271:LEU:HD22	1.79	0.48
1:B:9:GLY:HA2	1:B:363:PRO:HB2	1.95	0.47
1:A:176:VAL:O	1:D:11:ARG:NH1	2.47	0.47
1:C:185:PRO:HG2	1:C:210:ARG:NH2	2.29	0.47
1:B:336:GLY:N	1:B:348:LEU:CB	2.75	0.47
1:C:114:HIS:C	1:C:114:HIS:CD2	2.88	0.47
1:D:315:PRO:HG3	1:D:335:GLN:HE22	1.80	0.47
1:B:137:GLN:HG2	1:B:137:GLN:O	2.15	0.47
1:B:496:VAL:CB	1:B:514:VAL:HG21	2.39	0.47
1:A:236:ALA:HB2	1:A:252:TYR:CE2	2.44	0.47
1:C:372:ILE:HD11	1:C:387:GLU:HB3	1.96	0.47
1:D:36:THR:HA	1:D:49:SER:HB2	1.97	0.47
1:D:230:PRO:O	1:D:231:ASP:HB2	2.15	0.47
1:D:251:ALA:O	1:D:254:PRO:HD2	2.14	0.47

Continued on next page...

Continued from previous page...

Atom-1	Atom-2	Interatomic distance (Å)	Clash overlap (Å)
1:A:388:ILE:HD12	1:A:422:GLY:N	2.30	0.47
1:B:119:LYS:HA	1:B:142:PHE:CE2	2.50	0.47
1:D:371:VAL:HG13	1:D:371:VAL:O	2.15	0.47
1:D:372:ILE:HG22	1:D:378:LYS:C	2.35	0.47
1:D:422:GLY:CA	1:D:435:ARG:H	2.28	0.47
1:A:63:SER:OG	1:A:165:VAL:HA	2.15	0.47
1:A:399:TYR:N	1:A:399:TYR:CD1	2.83	0.46
1:C:284:VAL:O	1:C:311:CYS:HA	2.16	0.46
1:D:28:SER:OG	1:D:254:PRO:HA	2.15	0.46
1:D:334:LEU:HB3	1:D:349:SER:HB3	1.96	0.46
1:A:159:GLU:OE1	1:A:167:ARG:NH1	2.49	0.46
1:A:342:THR:CG2	1:A:343:CYS:H	2.23	0.46
1:B:506:THR:O	1:B:507:THR:HG23	2.15	0.46
1:C:211:SER:HA	1:C:394:MET:HA	1.96	0.46
1:C:214:ILE:O	1:C:217:VAL:HB	2.16	0.46
1:D:203:LYS:HD3	1:D:399:TYR:HE2	1.80	0.46
1:A:292:LEU:HD23	1:A:292:LEU:HA	1.81	0.46
1:C:382:PRO:HA	1:C:424:TYR:CG	2.50	0.46
1:B:147:ILE:HA	1:B:159:GLU:O	2.14	0.46
1:B:481:ALA:CB	1:B:510:LEU:HD22	2.45	0.46
1:C:318:ARG:HA	1:C:319:ASP:HA	1.60	0.46
1:B:13:ARG:NH1	1:B:221:ASP:OD2	2.48	0.46
1:D:13:ARG:NH1	1:D:221:ASP:CG	2.61	0.46
1:A:230:PRO:HB3	1:A:255:VAL:O	2.15	0.46
1:B:84:HIS:O	1:B:88:PRO:HD2	2.16	0.46
1:B:271:LEU:CD1	1:B:303:LEU:HD11	2.46	0.46
1:B:288:ILE:O	1:B:292:LEU:HB2	2.15	0.46
1:C:385:LYS:HA	1:C:422:GLY:O	2.15	0.46
1:C:399:TYR:N	1:C:399:TYR:CD1	2.84	0.46
1:D:293:ALA:HB2	1:D:324:VAL:HG13	1.97	0.46
1:B:8:ASN:O	1:B:368:GLN:HA	2.15	0.46
1:B:91:ALA:HA	1:B:94:TYR:CD2	2.51	0.46
1:B:446:GLN:O	1:B:446:GLN:HG3	2.16	0.46
1:C:213:THR:O	1:C:217:VAL:HG23	2.15	0.46
1:A:372:ILE:O	1:A:373:ASP:HB2	2.16	0.46
1:D:112:ILE:HG23	1:D:140:LEU:HD21	1.97	0.46
1:B:274:ILE:HG23	1:B:303:LEU:HD22	1.97	0.46
1:C:41:ASP:CG	1:C:44:THR:HG23	2.35	0.46
1:C:341:GLU:HB2	1:C:396:MET:HE1	1.98	0.46
1:C:364:MET:CG	1:C:365:PRO:HD3	2.29	0.46
1:A:253:PHE:HB2	1:A:254:PRO:HD3	1.97	0.46

Continued on next page...

Continued from previous page...

Atom-1	Atom-2	Interatomic distance (Å)	Clash overlap (Å)
1:B:17:PHE:O	1:B:213:THR:HG21	2.16	0.46
1:B:306:LEU:HD12	1:B:306:LEU:HA	1.71	0.46
1:B:373:ASP:HB2	1:B:377:GLY:N	2.31	0.46
1:B:492:THR:O	1:B:496:VAL:HG23	2.15	0.46
1:C:96:GLY:HA3	1:C:188:ARG:NH1	2.31	0.46
1:A:318:ARG:O	1:A:318:ARG:HG3	2.16	0.45
1:B:319:ASP:OD1	1:B:319:ASP:N	2.49	0.45
1:B:484:VAL:HG11	1:B:519:SER:O	2.16	0.45
1:A:90:ILE:HA	1:A:93:LEU:HD12	1.98	0.45
1:C:389:CYS:HB3	1:C:417:HIS:HA	1.97	0.45
1:A:16:VAL:HA	1:A:217:VAL:CG2	2.47	0.45
1:A:190:ALA:HB2	1:A:209:HIS:CD2	2.51	0.45
1:B:313:GLY:O	1:B:315:PRO:HD3	2.17	0.45
1:C:231:ASP:OD1	1:C:258:LYS:HE2	2.16	0.45
1:C:286:PRO:HG2	1:C:287:PRO:HD3	1.97	0.45
1:C:371:VAL:HG21	1:C:384:GLU:O	2.16	0.45
1:D:210:ARG:NH1	1:D:393:GLN:OE1	2.49	0.45
1:A:269:PHE:HA	1:A:272:LYS:HB3	1.98	0.45
1:A:381:GLY:C	1:A:424:TYR:CD1	2.90	0.45
1:C:159:GLU:HG2	1:C:163:SER:HB2	1.97	0.45
1:C:346:LEU:HD12	1:C:346:LEU:O	2.16	0.45
1:D:16:VAL:HG13	1:D:16:VAL:O	2.15	0.45
1:A:84:HIS:HB2	1:A:149:ILE:HD12	1.98	0.45
1:B:78:CYS:HB3	1:B:133:ILE:HD11	1.99	0.45
1:B:205:VAL:CG1	1:B:342:THR:HG23	2.46	0.45
1:B:319:ASP:O	1:B:323:LYS:HG3	2.16	0.45
1:C:291:TYR:O	1:C:295:SER:HB3	2.16	0.45
1:A:71:HIS:CD2	1:A:71:HIS:H	2.33	0.45
1:A:370:LYS:HG2	1:A:415:TRP:CZ3	2.52	0.45
1:A:372:ILE:HD12	1:A:373:ASP:O	2.16	0.45
1:B:280:ALA:O	1:B:306:LEU:HD12	2.17	0.45
1:C:83:ILE:H	1:C:83:ILE:HG12	1.52	0.45
1:A:296:PRO:O	1:A:298:VAL:HG13	2.17	0.45
1:B:307:THR:HG22	1:B:308:GLU:HG3	1.99	0.45
1:B:511:ARG:HA	1:B:511:ARG:HD3	1.37	0.45
1:A:74:VAL:HG12	1:A:120:PRO:HB3	1.98	0.45
1:B:102:SER:HA	1:B:114:HIS:HE1	1.81	0.45
1:B:454:ASN:OD1	1:B:455:LEU:N	2.50	0.45
1:C:139:HIS:O	1:C:140:LEU:HD23	2.16	0.45
1:C:296:PRO:HB2	1:C:297:LEU:HG	1.99	0.45
1:D:9:GLY:HA2	1:D:363:PRO:CG	2.47	0.45

Continued on next page...

Continued from previous page...

Atom-1	Atom-2	Interatomic distance (Å)	Clash overlap (Å)
1:A:399:TYR:N	1:A:399:TYR:HD1	2.15	0.45
1:B:402:ASN:O	1:B:406:THR:HG23	2.17	0.45
1:C:59:ARG:NH2	1:C:170:ASP:O	2.50	0.45
1:C:234:ILE:HG13	1:C:235:LEU:N	2.32	0.45
1:A:268:GLU:HB2	1:A:269:PHE:H	1.38	0.44
1:B:439:LEU:HA	1:B:442:TYR:CE2	2.52	0.44
1:B:501:ALA:HA	1:B:509:HIS:CD2	2.52	0.44
1:B:510:LEU:HD22	1:B:514:VAL:HG22	1.98	0.44
1:C:372:ILE:HB	1:C:373:ASP:H	1.60	0.44
1:D:75:VAL:HG12	1:D:122:LEU:HB3	1.98	0.44
1:D:303:LEU:HD12	1:D:328:LEU:HD21	1.99	0.44
1:A:271:LEU:HD21	1:A:291:TYR:HE2	1.81	0.44
1:D:268:GLU:C	1:D:270:PHE:N	2.65	0.44
1:D:286:PRO:HD3	1:D:311:CYS:SG	2.57	0.44
1:A:107:THR:HG23	1:A:109:ARG:HB3	2.00	0.44
1:A:284:VAL:HB	1:A:288:ILE:HG13	1.99	0.44
1:B:251:ALA:O	1:B:254:PRO:HD2	2.17	0.44
1:B:435:ARG:HH22	1:B:457:LEU:HD23	1.79	0.44
1:D:49:SER:N	1:D:52:GLN:OE1	2.42	0.44
1:D:323:LYS:O	1:D:327:ARG:HG3	2.17	0.44
1:A:286:PRO:HG2	1:A:287:PRO:HD3	1.98	0.44
1:B:115:LEU:HD23	1:B:115:LEU:HA	1.86	0.44
1:B:207:ILE:HD13	1:B:342:THR:HG22	1.99	0.44
1:B:215:ARG:NH2	1:B:248:THR:HG22	2.32	0.44
1:D:228:ILE:HG12	1:D:229:ALA:N	2.32	0.44
1:A:210:ARG:O	1:A:214:ILE:HG13	2.18	0.44
1:B:215:ARG:HH21	1:B:248:THR:HG22	1.82	0.44
1:D:402:ASN:O	1:D:406:THR:HG23	2.18	0.44
1:A:422:GLY:CA	1:A:434:ASP:HA	2.48	0.44
1:B:336:GLY:HA3	1:B:348:LEU:HD23	1.99	0.44
1:B:454:ASN:O	1:B:456:LEU:N	2.51	0.44
1:B:457:LEU:HD13	1:B:457:LEU:HA	1.75	0.44
1:A:102:SER:HA	1:A:114:HIS:HE1	1.83	0.44
1:A:382:PRO:HB3	1:A:426:GLU:HA	2.00	0.44
1:A:18:PRO:O	1:A:185:PRO:HG3	2.17	0.44
1:B:102:SER:HA	1:B:114:HIS:CE1	2.52	0.44
1:D:9:GLY:HA2	1:D:363:PRO:HG2	2.00	0.44
1:B:211:SER:O	1:B:215:ARG:HB2	2.18	0.44
1:B:441:LYS:HE2	1:B:530:ARG:CB	2.41	0.44
1:C:36:THR:HA	1:C:49:SER:HB2	1.99	0.44
1:D:380:LEU:HD12	1:D:384:GLU:CD	2.37	0.44

Continued on next page...

Continued from previous page...

Atom-1	Atom-2	Interatomic distance (Å)	Clash overlap (Å)
1:A:15:LEU:HA	1:A:15:LEU:HD23	1.80	0.43
1:A:41:ASP:HB3	1:A:44:THR:HG23	2.00	0.43
1:A:326:LYS:NZ	1:A:326:LYS:HA	2.32	0.43
1:C:399:TYR:N	1:C:399:TYR:HD1	2.15	0.43
1:B:13:ARG:HG3	1:B:13:ARG:HH11	1.83	0.43
1:C:7:VAL:HB	1:C:369:VAL:HG13	2.00	0.43
1:C:364:MET:HG2	1:C:365:PRO:N	2.29	0.43
1:D:338:GLY:O	1:D:339:LEU:C	2.56	0.43
1:B:16:VAL:HA	1:B:217:VAL:HG21	2.01	0.43
1:B:134:LEU:HA	1:B:134:LEU:HD23	1.73	0.43
1:B:493:GLU:HG3	1:B:513:GLY:CA	2.49	0.43
1:D:79:SER:OG	1:D:126:SER:HB2	2.18	0.43
1:A:224:TYR:CD2	1:A:364:MET:HE3	2.53	0.43
1:D:186:LEU:HD23	1:D:186:LEU:O	2.18	0.43
1:A:348:LEU:N	1:A:348:LEU:CD1	2.82	0.43
1:B:103:ASN:HD22	1:B:241:HIS:CE1	2.37	0.43
1:C:297:LEU:HB3	1:C:300:GLU:CD	2.38	0.43
1:B:29:LEU:HD23	1:B:29:LEU:HA	1.71	0.43
1:C:274:ILE:HD11	1:C:306:LEU:CD2	2.48	0.43
1:C:315:PRO:CB	1:C:335:GLN:HE22	2.31	0.43
1:C:337:TYR:O	1:C:347:ILE:HG12	2.18	0.43
1:D:313:GLY:O	1:D:315:PRO:HD3	2.18	0.43
1:A:27:GLN:CD	1:D:15:LEU:HD11	2.39	0.43
1:A:341:GLU:HB2	1:A:396:MET:HE1	1.99	0.43
1:A:378:LYS:HB3	1:A:379:ALA:H	1.69	0.43
1:C:288:ILE:O	1:C:292:LEU:HB2	2.19	0.43
1:D:372:ILE:HD12	1:D:373:ASP:N	2.33	0.43
1:D:396:MET:C	1:D:398:GLY:H	2.22	0.43
1:A:83:ILE:HD13	1:A:261:MET:HE1	2.00	0.43
1:C:8:ASN:HA	1:C:368:GLN:HG2	1.99	0.43
1:A:311:CYS:H	1:A:335:GLN:CB	2.31	0.43
1:A:346:LEU:HD11	1:A:390:PHE:CE2	2.54	0.43
1:B:114:HIS:CD2	1:B:114:HIS:C	2.91	0.43
1:B:125:CYS:SG	1:B:126:SER:N	2.92	0.43
1:C:198:THR:HG22	1:C:199:THR:HG23	2.01	0.43
1:D:382:PRO:HA	1:D:424:TYR:HB3	1.99	0.43
1:B:41:ASP:OD1	1:B:43:HIS:HB2	2.19	0.42
1:B:296:PRO:O	1:B:298:VAL:HG13	2.19	0.42
1:B:330:VAL:O	1:B:332:GLY:N	2.52	0.42
1:B:336:GLY:HA3	1:B:348:LEU:CB	2.26	0.42
1:B:481:ALA:HB2	1:B:510:LEU:HD22	2.00	0.42

Continued on next page...

Continued from previous page...

Atom-1	Atom-2	Interatomic distance (Å)	Clash overlap (Å)
1:D:284:VAL:HG21	1:D:288:ILE:HG22	2.01	0.42
1:D:339:LEU:HD12	1:D:339:LEU:H	1.84	0.42
1:B:24:GLN:OE1	1:B:216:PHE:HD2	2.01	0.42
1:C:234:ILE:HD12	1:C:281:SER:HB3	2.01	0.42
1:B:335:GLN:O	1:B:348:LEU:CB	2.58	0.42
1:A:201:LEU:HD12	1:A:202:PRO:HD2	2.02	0.42
1:C:39:ILE:HB	1:C:83:ILE:HG23	2.00	0.42
1:C:274:ILE:HD12	1:C:282:ILE:HG21	2.01	0.42
1:D:286:PRO:HA	1:D:289:MET:HB2	2.00	0.42
1:D:309:ILE:HB	1:D:333:ILE:HD12	2.00	0.42
1:A:203:LYS:HD2	1:A:399:TYR:CD2	2.55	0.42
1:A:337:TYR:HD2	1:A:348:LEU:C	2.22	0.42
1:B:107:THR:HG22	1:B:110:GLU:HG3	2.01	0.42
1:B:328:LEU:HA	1:B:328:LEU:HD23	1.50	0.42
1:B:9:GLY:CA	1:B:363:PRO:HB2	2.49	0.42
1:B:436:LEU:HD22	1:B:442:TYR:CD2	2.51	0.42
1:D:268:GLU:HG2	1:D:269:PHE:N	2.35	0.42
1:A:32:TYR:HB3	1:A:35:ILE:HD12	2.01	0.42
1:A:179:ASN:HA	1:A:180:PRO:HD3	1.91	0.42
1:B:229:ALA:HA	1:B:230:PRO:HD2	1.76	0.42
1:A:271:LEU:HB3	1:A:301:TYR:CD1	2.55	0.42
1:B:215:ARG:HD2	1:B:215:ARG:HA	1.78	0.42
1:B:322:ASP:OD1	1:B:322:ASP:N	2.52	0.42
1:B:470:ILE:H	1:B:470:ILE:HG13	1.52	0.42
1:C:71:HIS:CD2	1:C:71:HIS:H	2.36	0.42
1:C:309:ILE:HG12	1:C:330:VAL:HG21	2.02	0.42
1:A:107:THR:HG23	1:A:110:GLU:H	1.84	0.42
1:A:395:LEU:HA	1:A:395:LEU:HD23	1.90	0.42
1:B:101:THR:HG21	1:B:246:LEU:CD1	2.50	0.42
1:B:326:LYS:HA	1:B:326:LYS:HD2	1.69	0.42
1:B:485:LEU:HD13	1:B:489:LYS:O	2.20	0.42
1:C:185:PRO:O	1:C:210:ARG:N	2.48	0.42
1:C:330:VAL:O	1:C:332:GLY:N	2.44	0.42
1:A:59:ARG:HB3	1:A:165:VAL:CG1	2.50	0.41
1:A:127:LYS:HB2	1:A:150:ASP:OD1	2.19	0.41
1:A:203:LYS:HD2	1:A:399:TYR:CE2	2.55	0.41
1:A:233:SER:HA	1:A:258:LYS:O	2.19	0.41
1:A:389:CYS:HB3	1:A:417:HIS:HA	2.01	0.41
1:B:479:PRO:HG2	1:B:480:SER:H	1.85	0.41
1:C:335:GLN:HB2	1:C:336:GLY:H	1.66	0.41
1:C:423:TYR:HD2	1:C:424:TYR:O	2.03	0.41

Continued on next page...

Continued from previous page...

Atom-1	Atom-2	Interatomic distance (Å)	Clash overlap (Å)
1:D:303:LEU:C	1:D:305:SER:H	2.23	0.41
1:A:289:MET:HE3	1:A:333:ILE:CD1	2.50	0.41
1:A:347:ILE:HD12	1:A:390:PHE:HE1	1.83	0.41
1:B:11:ARG:HD3	1:C:176:VAL:HG12	2.01	0.41
1:B:82:ASN:O	1:B:84:HIS:N	2.52	0.41
1:B:183:PHE:CE2	1:B:188:ARG:HG2	2.55	0.41
1:B:439:LEU:HA	1:B:442:TYR:HE2	1.85	0.41
1:B:460:PRO:HA	1:B:461:ASN:HA	1.75	0.41
1:B:466:GLY:HA3	1:B:482:CYS:H	1.85	0.41
1:C:347:ILE:HG13	1:C:432:VAL:CG2	2.50	0.41
1:D:271:LEU:O	1:D:274:ILE:HG22	2.20	0.41
1:D:348:LEU:HB2	1:D:349:SER:H	1.68	0.41
1:A:339:LEU:O	1:A:340:THR:CG2	2.66	0.41
1:B:198:THR:O	1:B:200:GLY:N	2.49	0.41
1:B:284:VAL:HB	1:B:288:ILE:HD11	2.02	0.41
1:B:349:SER:O	1:B:349:SER:OG	2.29	0.41
1:A:287:PRO:O	1:A:290:VAL:HG22	2.20	0.41
1:B:337:TYR:CD2	1:B:337:TYR:C	2.93	0.41
1:C:372:ILE:O	1:C:386:GLY:HA3	2.21	0.41
1:D:382:PRO:HA	1:D:424:TYR:CB	2.51	0.41
1:A:41:ASP:HB2	1:A:83:ILE:HD11	2.01	0.41
1:A:112:ILE:HG23	1:A:140:LEU:CD2	2.51	0.41
1:A:385:LYS:HB3	1:A:421:LEU:HD13	2.01	0.41
1:B:453:GLU:O	1:B:457:LEU:HD23	2.20	0.41
1:D:134:LEU:HD23	1:D:134:LEU:HA	1.85	0.41
1:A:431:TYR:HE2	1:A:433:VAL:HG23	1.86	0.41
1:B:236:ALA:O	1:B:261:MET:HA	2.21	0.41
1:B:473:GLU:H	1:B:478:LEU:HD13	1.85	0.41
1:B:497:GLN:CG	1:B:510:LEU:HD11	2.29	0.41
1:C:20:THR:HG23	1:C:23:LEU:CB	2.50	0.41
1:C:315:PRO:CG	1:C:336:GLY:HA3	2.51	0.41
1:A:383:ARG:HA	1:A:423:TYR:CD2	2.48	0.41
1:B:383:ARG:HA	1:B:423:TYR:HD2	1.80	0.41
1:C:149:ILE:HA	1:C:161:VAL:HG23	2.01	0.41
1:C:339:LEU:CD2	1:C:344:SER:OG	2.66	0.41
1:D:59:ARG:HH12	1:D:173:PHE:HB3	1.84	0.41
1:D:69:LEU:HA	1:D:69:LEU:HD23	1.82	0.41
1:D:186:LEU:HD11	1:D:393:GLN:HG2	2.03	0.41
1:D:199:THR:OG1	1:D:200:GLY:N	2.51	0.41
1:A:36:THR:HA	1:A:49:SER:HB2	2.03	0.41
1:A:370:LYS:HE2	1:A:415:TRP:CD2	2.56	0.41

Continued on next page...

Continued from previous page...

Atom-1	Atom-2	Interatomic distance (Å)	Clash overlap (Å)
1:B:81:ASN:HB2	1:B:263:LYS:HA	2.02	0.41
1:B:235:LEU:HD21	1:B:237:ILE:HB	2.03	0.41
1:B:420:ASP:N	1:B:420:ASP:OD1	2.54	0.41
1:B:486:GLU:HB2	1:B:487:PRO:HD3	2.02	0.41
1:C:108:GLU:CD	1:C:135:LYS:HE3	2.41	0.41
1:C:149:ILE:HA	1:C:161:VAL:CG2	2.50	0.41
1:C:179:ASN:HA	1:C:180:PRO:HD3	1.89	0.41
1:C:190:ALA:HB2	1:C:209:HIS:CD2	2.56	0.41
1:D:61:ALA:HB1	1:D:95:GLN:NE2	2.36	0.41
1:D:83:ILE:H	1:D:83:ILE:HG12	1.64	0.41
1:D:120:PRO:HD2	1:D:142:PHE:HE2	1.85	0.41
1:D:271:LEU:HA	1:D:274:ILE:HG22	2.02	0.41
1:D:347:ILE:HA	1:D:363:PRO:HA	2.01	0.41
1:D:425:ASP:OD1	1:D:433:VAL:HG22	2.20	0.41
1:A:330:VAL:O	1:A:332:GLY:N	2.47	0.41
1:A:347:ILE:C	1:A:348:LEU:HD12	2.42	0.41
1:C:122:LEU:HD12	1:C:145:LYS:O	2.21	0.41
1:D:296:PRO:O	1:D:298:VAL:HG13	2.21	0.41
1:D:395:LEU:HA	1:D:395:LEU:HD23	1.79	0.41
1:A:185:PRO:O	1:A:210:ARG:N	2.52	0.40
1:A:196:SER:O	1:A:200:GLY:HA2	2.21	0.40
1:A:284:VAL:HB	1:A:288:ILE:CD1	2.51	0.40
1:B:388:ILE:HG22	1:B:418:THR:HG21	2.02	0.40
1:B:455:LEU:HD23	1:B:467:VAL:CG2	2.50	0.40
1:B:493:GLU:HG3	1:B:514:VAL:N	2.37	0.40
1:D:145:LYS:HE2	1:D:159:GLU:OE1	2.20	0.40
1:D:268:GLU:HA	1:D:271:LEU:HD23	2.03	0.40
1:A:346:LEU:HD12	1:A:347:ILE:HG13	2.03	0.40
1:A:423:TYR:C	1:A:424:TYR:O	2.59	0.40
1:B:270:PHE:O	1:B:274:ILE:HG22	2.20	0.40
1:A:422:GLY:HA2	1:A:434:ASP:HA	2.03	0.40
1:B:58:CYS:O	1:B:62:VAL:HG23	2.21	0.40
1:B:71:HIS:HB3	1:B:188:ARG:NH1	2.36	0.40
1:B:335:GLN:OE1	1:B:335:GLN:CA	2.70	0.40
1:B:347:ILE:CG1	1:B:363:PRO:HA	2.50	0.40
1:B:380:LEU:HB3	1:B:381:GLY:H	1.60	0.40
1:B:479:PRO:O	1:B:480:SER:HB3	2.21	0.40
1:D:76:ALA:HA	1:D:100:ALA:O	2.21	0.40
1:A:306:LEU:HD12	1:A:306:LEU:HA	1.87	0.40
1:B:193:MET:HE1	1:B:246:LEU:HD13	2.03	0.40
1:C:103:ASN:ND2	1:C:241:HIS:CE1	2.85	0.40

Continued on next page...

Continued from previous page...

Atom-1	Atom-2	Interatomic distance (Å)	Clash overlap (Å)
1:C:282:ILE:HD12	1:C:284:VAL:HG11	2.04	0.40
1:D:18:PRO:O	1:D:185:PRO:HG3	2.20	0.40
1:B:372:ILE:O	1:B:386:GLY:HA3	2.21	0.40
1:C:20:THR:HG23	1:C:23:LEU:HB2	2.02	0.40
1:C:223:ILE:HG22	1:C:224:TYR:CD1	2.56	0.40
1:C:255:VAL:HG23	1:C:257:LEU:HG	2.02	0.40

There are no symmetry-related clashes.

5.3 Torsion angles [i](#)

5.3.1 Protein backbone [i](#)

In the following table, the Percentiles column shows the percent Ramachandran outliers of the chain as a percentile score with respect to all X-ray entries followed by that with respect to entries of similar resolution.

The Analysed column shows the number of residues for which the backbone conformation was analysed, and the total number of residues.

Mol	Chain	Analysed	Favoured	Allowed	Outliers	Percentiles	
1	A	415/546 (76%)	342 (82%)	54 (13%)	19 (5%)	2	23
1	B	524/546 (96%)	397 (76%)	88 (17%)	39 (7%)	1	13
1	C	413/546 (76%)	355 (86%)	43 (10%)	15 (4%)	3	29
1	D	412/546 (76%)	343 (83%)	54 (13%)	15 (4%)	3	29
All	All	1764/2184 (81%)	1437 (82%)	239 (14%)	88 (5%)	2	21

All (88) Ramachandran outliers are listed below:

Mol	Chain	Res	Type
1	A	8	ASN
1	A	231	ASP
1	A	319	ASP
1	A	378	LYS
1	A	379	ALA
1	A	401	ASN
1	A	430	ILE
1	B	83	ILE
1	B	344	SER

Continued on next page...

Continued from previous page...

Mol	Chain	Res	Type
1	B	347	ILE
1	B	430	ILE
1	B	437	LYS
1	B	446	GLN
1	B	447	VAL
1	B	460	PRO
1	B	479	PRO
1	B	530	ARG
1	C	198	THR
1	C	231	ASP
1	C	317	GLY
1	C	372	ILE
1	C	430	ILE
1	D	203	LYS
1	D	231	ASP
1	D	268	GLU
1	D	336	GLY
1	D	339	LEU
1	D	347	ILE
1	D	430	ILE
1	A	71	HIS
1	A	265	PHE
1	A	267	GLY
1	A	268	GLU
1	A	332	GLY
1	A	335	GLN
1	A	347	ILE
1	A	372	ILE
1	A	373	ASP
1	B	5	ASN
1	B	199	THR
1	B	319	ASP
1	B	442	TYR
1	B	465	ALA
1	B	514	VAL
1	B	522	LYS
1	B	543	LYS
1	C	8	ASN
1	C	71	HIS
1	C	332	GLY
1	D	71	HIS
1	D	332	GLY

Continued on next page...

Continued from previous page...

Mol	Chain	Res	Type
1	B	231	ASP
1	B	342	THR
1	B	400	HIS
1	B	467	VAL
1	B	525	THR
1	C	335	GLN
1	C	336	GLY
1	D	269	PHE
1	D	372	ILE
1	A	331	HIS
1	A	424	TYR
1	B	45	ASN
1	B	425	ASP
1	B	511	ARG
1	B	520	ILE
1	B	538	ALA
1	C	331	HIS
1	C	400	HIS
1	D	318	ARG
1	A	269	PHE
1	B	8	ASN
1	B	55	GLU
1	B	318	ARG
1	B	345	ALA
1	B	458	GLN
1	B	486	GLU
1	B	521	PRO
1	B	523	GLY
1	D	10	ASP
1	B	376	THR
1	B	528	LEU
1	C	347	ILE
1	D	200	GLY
1	D	230	PRO
1	B	237	ILE
1	C	225	GLY
1	C	230	PRO

5.3.2 Protein sidechains [i](#)

In the following table, the Percentiles column shows the percent sidechain outliers of the chain as a percentile score with respect to all X-ray entries followed by that with respect to entries of similar

resolution.

The Analysed column shows the number of residues for which the sidechain conformation was analysed, and the total number of residues.

Mol	Chain	Analysed	Rotameric	Outliers	Percentiles	
1	A	365/471 (78%)	341 (93%)	24 (7%)	16	51
1	B	456/471 (97%)	389 (85%)	67 (15%)	3	20
1	C	363/471 (77%)	347 (96%)	16 (4%)	28	63
1	D	362/471 (77%)	345 (95%)	17 (5%)	26	61
All	All	1546/1884 (82%)	1422 (92%)	124 (8%)	12	43

All (124) residues with a non-rotameric sidechain are listed below:

Mol	Chain	Res	Type
1	A	20	THR
1	A	44	THR
1	A	118	SER
1	A	128	LYS
1	A	141	ASP
1	A	196	SER
1	A	223	ILE
1	A	268	GLU
1	A	288	ILE
1	A	306	LEU
1	A	316	LEU
1	A	318	ARG
1	A	334	LEU
1	A	335	GLN
1	A	339	LEU
1	A	343	CYS
1	A	374	ILE
1	A	378	LYS
1	A	380	LEU
1	A	412	LYS
1	A	418	THR
1	A	424	TYR
1	A	428	ARG
1	A	437	LYS
1	B	11	ARG
1	B	20	THR
1	B	36	THR
1	B	60	LEU

Continued on next page...

Continued from previous page...

Mol	Chain	Res	Type
1	B	78	CYS
1	B	93	LEU
1	B	118	SER
1	B	119	LYS
1	B	126	SER
1	B	163	SER
1	B	182	GLU
1	B	187	GLU
1	B	193	MET
1	B	196	SER
1	B	203	LYS
1	B	223	ILE
1	B	228	ILE
1	B	234	ILE
1	B	288	ILE
1	B	292	LEU
1	B	294	LYS
1	B	309	ILE
1	B	316	LEU
1	B	320	ILE
1	B	322	ASP
1	B	326	LYS
1	B	335	GLN
1	B	337	TYR
1	B	342	THR
1	B	343	CYS
1	B	368	GLN
1	B	369	VAL
1	B	378	LYS
1	B	389	CYS
1	B	420	ASP
1	B	421	LEU
1	B	428	ARG
1	B	433	VAL
1	B	434	ASP
1	B	436	LEU
1	B	439	LEU
1	B	445	TYR
1	B	451	GLU
1	B	452	LEU
1	B	455	LEU
1	B	456	LEU

Continued on next page...

Continued from previous page...

Mol	Chain	Res	Type
1	B	457	LEU
1	B	459	HIS
1	B	462	ILE
1	B	467	VAL
1	B	468	ILE
1	B	470	ILE
1	B	472	ASP
1	B	474	PHE
1	B	477	GLN
1	B	484	VAL
1	B	485	LEU
1	B	492	THR
1	B	506	THR
1	B	508	LYS
1	B	510	LEU
1	B	511	ARG
1	B	515	VAL
1	B	518	ASP
1	B	531	ASN
1	B	532	GLU
1	B	543	LYS
1	C	20	THR
1	C	36	THR
1	C	44	THR
1	C	118	SER
1	C	223	ILE
1	C	260	VAL
1	C	292	LEU
1	C	306	LEU
1	C	333	ILE
1	C	335	GLN
1	C	339	LEU
1	C	346	LEU
1	C	347	ILE
1	C	348	LEU
1	C	388	ILE
1	C	425	ASP
1	D	13	ARG
1	D	20	THR
1	D	36	THR
1	D	56	THR
1	D	163	SER

Continued on next page...

Continued from previous page...

Mol	Chain	Res	Type
1	D	228	ILE
1	D	237	ILE
1	D	260	VAL
1	D	306	LEU
1	D	335	GLN
1	D	337	TYR
1	D	342	THR
1	D	343	CYS
1	D	348	LEU
1	D	372	ILE
1	D	418	THR
1	D	431	TYR

Sometimes sidechains can be flipped to improve hydrogen bonding and reduce clashes. All (27) such sidechains are listed below:

Mol	Chain	Res	Type
1	A	27	GLN
1	A	71	HIS
1	A	95	GLN
1	A	241	HIS
1	B	71	HIS
1	B	73	ASN
1	B	114	HIS
1	B	139	HIS
1	B	171	HIS
1	B	241	HIS
1	B	393	GLN
1	B	458	GLN
1	B	531	ASN
1	C	27	GLN
1	C	71	HIS
1	C	116	ASN
1	C	241	HIS
1	C	331	HIS
1	C	335	GLN
1	C	375	ASN
1	D	27	GLN
1	D	71	HIS
1	D	95	GLN
1	D	241	HIS
1	D	275	GLN
1	D	335	GLN

Continued on next page...

Continued from previous page...

Mol	Chain	Res	Type
1	D	375	ASN

5.3.3 RNA [i](#)

There are no RNA molecules in this entry.

5.4 Non-standard residues in protein, DNA, RNA chains [i](#)

There are no non-standard protein/DNA/RNA residues in this entry.

5.5 Carbohydrates [i](#)

There are no monosaccharides in this entry.

5.6 Ligand geometry [i](#)

There are no ligands in this entry.

5.7 Other polymers [i](#)

There are no such residues in this entry.

5.8 Polymer linkage issues [i](#)

There are no chain breaks in this entry.

6 Fit of model and data

6.1 Protein, DNA and RNA chains

In the following table, the column labelled ‘#RSRZ > 2’ contains the number (and percentage) of RSRZ outliers, followed by percent RSRZ outliers for the chain as percentile scores relative to all X-ray entries and entries of similar resolution. The OWAB column contains the minimum, median, 95th percentile and maximum values of the occupancy-weighted average B-factor per residue. The column labelled ‘Q < 0.9’ lists the number of (and percentage) of residues with an average occupancy less than 0.9.

Mol	Chain	Analysed	<RSRZ>	#RSRZ>2	OWAB(Å ²)	Q<0.9
1	A	419/546 (76%)	-0.29	13 (3%) 49 33	30, 84, 159, 208	0
1	B	528/546 (96%)	-0.30	11 (2%) 63 48	46, 85, 145, 200	0
1	C	417/546 (76%)	-0.32	8 (1%) 66 51	49, 92, 160, 207	0
1	D	416/546 (76%)	-0.35	15 (3%) 42 28	51, 87, 160, 191	0
All	All	1780/2184 (81%)	-0.32	47 (2%) 56 40	30, 87, 157, 208	0

All (47) RSRZ outliers are listed below:

Mol	Chain	Res	Type	RSRZ
1	C	427	ASP	5.7
1	D	198	THR	4.7
1	D	331	HIS	4.5
1	A	426	GLU	4.0
1	C	426	GLU	3.9
1	A	436	LEU	3.7
1	A	435	ARG	3.6
1	B	526	GLY	3.5
1	D	383	ARG	3.5
1	B	525	THR	3.5
1	A	428	ARG	3.3
1	A	312	GLY	3.3
1	A	427	ASP	3.1
1	D	199	THR	3.1
1	D	319	ASP	2.9
1	D	197	GLY	2.8
1	D	377	GLY	2.8
1	B	524	PRO	2.8
1	D	314	SER	2.8
1	D	337	TYR	2.8
1	B	480	SER	2.7

Continued on next page...

Continued from previous page...

Mol	Chain	Res	Type	RSRZ
1	B	336	GLY	2.6
1	A	336	GLY	2.6
1	B	509	HIS	2.6
1	D	376	THR	2.6
1	C	383	ARG	2.6
1	D	313	GLY	2.6
1	C	428	ARG	2.6
1	D	427	ASP	2.5
1	C	337	TYR	2.5
1	A	314	SER	2.5
1	B	437	LYS	2.5
1	B	472	ASP	2.4
1	B	314	SER	2.4
1	B	527	LYS	2.3
1	D	385	LYS	2.3
1	A	197	GLY	2.2
1	C	401	ASN	2.2
1	A	337	TYR	2.2
1	A	378	LYS	2.2
1	C	375	ASN	2.2
1	C	202	PRO	2.1
1	D	435	ARG	2.1
1	A	199	THR	2.1
1	A	383	ARG	2.1
1	B	427	ASP	2.0
1	D	375	ASN	2.0

6.2 Non-standard residues in protein, DNA, RNA chains [\(i\)](#)

There are no non-standard protein/DNA/RNA residues in this entry.

6.3 Carbohydrates [\(i\)](#)

There are no monosaccharides in this entry.

6.4 Ligands [\(i\)](#)

There are no ligands in this entry.

6.5 Other polymers [i](#)

There are no such residues in this entry.