



Full wwPDB NMR Structure Validation Report ⓘ

Jun 6, 2023 – 06:25 pm BST

PDB ID : 7ACE
BMRB ID : 34559
Title : Covalent dimer of Capra hircus Cathelicidin-1 in water
Authors : Myshkin, M.Y.; Mironov, P.A.; Shenkarev, Z.O.
Deposited on : 2020-09-10

This is a Full wwPDB NMR Structure Validation Report for a publicly released PDB entry.

We welcome your comments at validation@mail.wwpdb.org

A user guide is available at

<https://www.wwpdb.org/validation/2017/NMRValidationReportHelp>

with specific help available everywhere you see the ⓘ symbol.

The types of validation reports are described at

<http://www.wwpdb.org/validation/2017/FAQs#types>.

The following versions of software and data (see [references ⓘ](#)) were used in the production of this report:

MolProbity : 4.02b-467
Percentile statistics : 20191225.v01 (using entries in the PDB archive December 25th 2019)
wwPDB-RCI : v_1n_11_5_13_A (Berjanski et al., 2005)
PANAV : Wang et al. (2010)
wwPDB-ShiftChecker : v1.2
BMRB Restraints Analysis : v1.2
Ideal geometry (proteins) : Engh & Huber (2001)
Ideal geometry (DNA, RNA) : Parkinson et al. (1996)
Validation Pipeline (wwPDB-VP) : 2.33

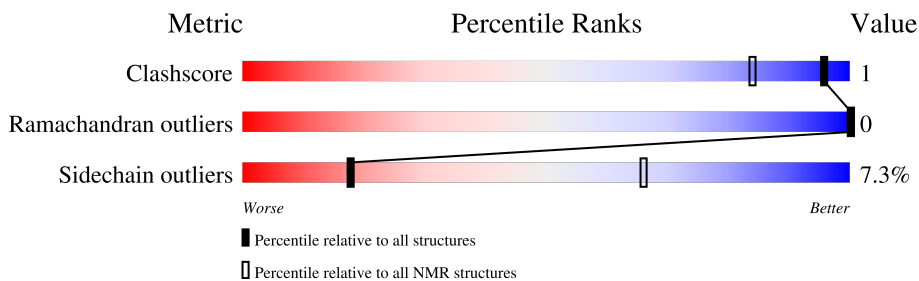
1 Overall quality at a glance

The following experimental techniques were used to determine the structure:

SOLUTION NMR

The overall completeness of chemical shifts assignment is 41%.

Percentile scores (ranging between 0-100) for global validation metrics of the entry are shown in the following graphic. The table shows the number of entries on which the scores are based.



Metric	Whole archive (#Entries)	NMR archive (#Entries)
Clashscore	158937	12864
Ramachandran outliers	154571	11451
Sidechain outliers	154315	11428

The table below summarises the geometric issues observed across the polymeric chains and their fit to the experimental data. The red, orange, yellow and green segments indicate the fraction of residues that contain outliers for ≥ 3 , 2, 1 and 0 types of geometric quality criteria. A cyan segment indicates the fraction of residues that are not part of the well-defined cores, and a grey segment represents the fraction of residues that are not modelled. The numeric value for each fraction is indicated below the corresponding segment, with a dot representing fractions $\leq 5\%$

Mol	Chain	Length	Quality of chain
1	A	12	83% 8% 8%
1	B	12	83% 8% 8%

2 Ensemble composition and analysis i

This entry contains 20 models. Model 3 is the overall representative, medoid model (most similar to other models). The authors have identified model 1 as representative, based on the following criterion: *target function*.

The following residues are included in the computation of the global validation metrics.

Well-defined (core) protein residues			
Well-defined core	Residue range (total)	Backbone RMSD (Å)	Medoid model
1	A:12-A:22, B:111-B:121 (22)	0.16	3

Ill-defined regions of proteins are excluded from the global statistics.

Ligands and non-protein polymers are included in the analysis.

The models can be grouped into 4 clusters. No single-model clusters were found.

Cluster number	Models
1	2, 3, 4, 5, 6, 10, 12, 13, 15
2	7, 8, 11, 18, 19
3	1, 9, 16
4	14, 17, 20

3 Entry composition

There is only 1 type of molecule in this entry. The entry contains 436 atoms, of which 230 are hydrogens and 0 are deuteriums.

- Molecule 1 is a protein called Capra hircus Cathelicidin-1.

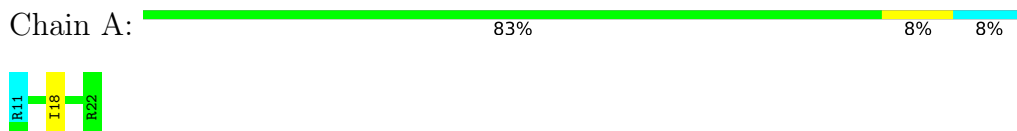
Mol	Chain	Residues	Atoms					Trace	
			Total	C	H	N	O		S
1	A	12	218	66	115	22	13	2	0
1	B	12	218	66	115	22	13	2	0

4 Residue-property plots

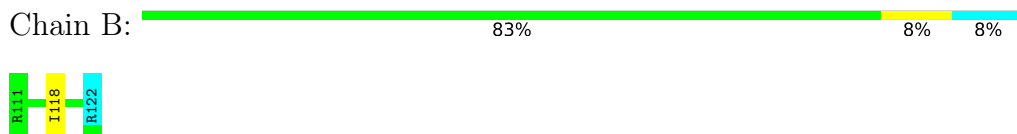
4.1 Average score per residue in the NMR ensemble

These plots are provided for all protein, RNA, DNA and oligosaccharide chains in the entry. The first graphic is the same as shown in the summary in section 1 of this report. The second graphic shows the sequence where residues are colour-coded according to the number of geometric quality criteria for which they contain at least one outlier: green = 0, yellow = 1, orange = 2 and red = 3 or more. Stretches of 2 or more consecutive residues without any outliers are shown as green connectors. Residues which are classified as ill-defined in the NMR ensemble, are shown in cyan with an underline colour-coded according to the previous scheme. Residues which were present in the experimental sample, but not modelled in the final structure are shown in grey.

- Molecule 1: Capra hircus Cathelicidin-1



- Molecule 1: Capra hircus Cathelicidin-1

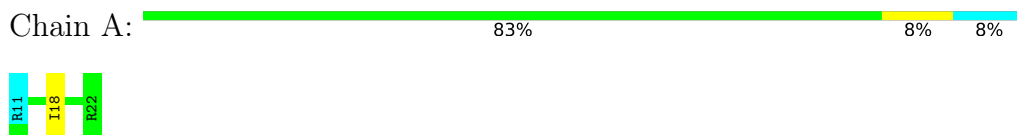


4.2 Scores per residue for each member of the ensemble

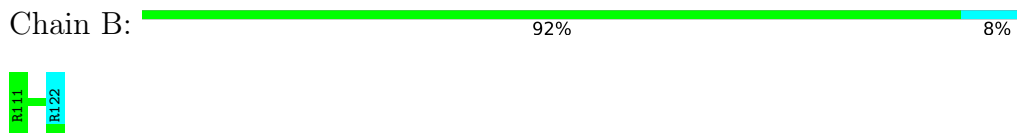
Colouring as in section 4.1 above.

4.2.1 Score per residue for model 1

- Molecule 1: Capra hircus Cathelicidin-1

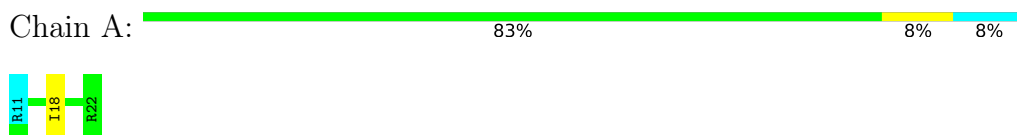


- Molecule 1: Capra hircus Cathelicidin-1

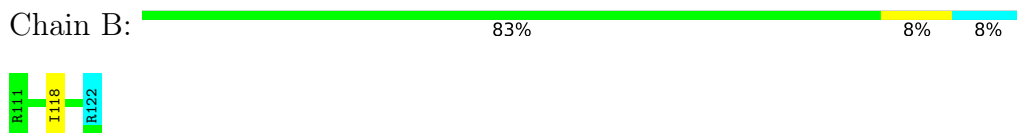


4.2.2 Score per residue for model 2

- Molecule 1: Capra hircus Cathelicidin-1

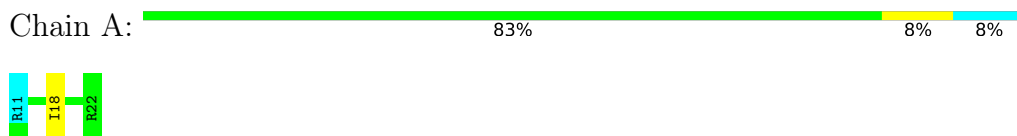


- Molecule 1: Capra hircus Cathelicidin-1

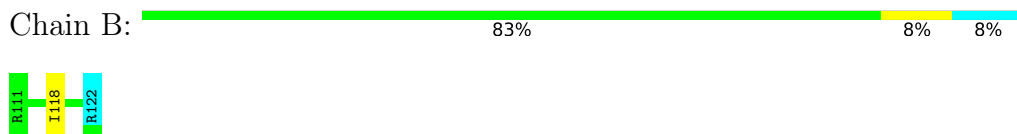


4.2.3 Score per residue for model 3 (medoid)

- Molecule 1: Capra hircus Cathelicidin-1

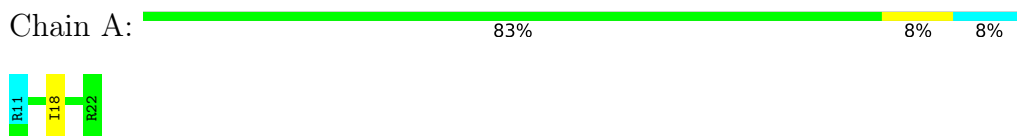


- Molecule 1: Capra hircus Cathelicidin-1

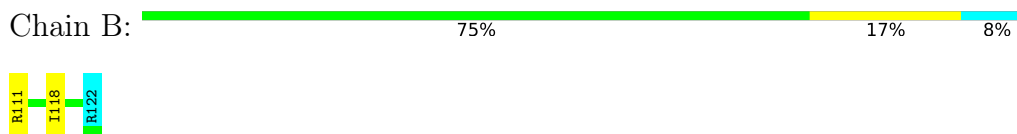


4.2.4 Score per residue for model 4

- Molecule 1: Capra hircus Cathelicidin-1

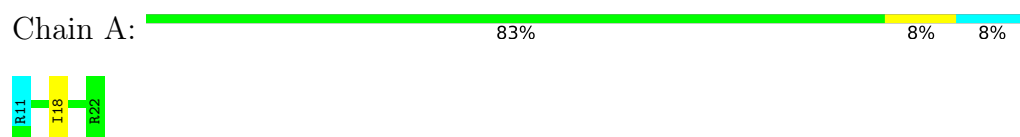


- Molecule 1: Capra hircus Cathelicidin-1

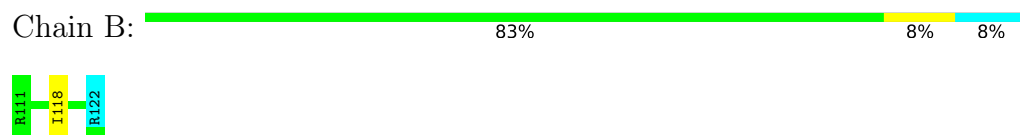


4.2.5 Score per residue for model 5

- Molecule 1: Capra hircus Cathelicidin-1

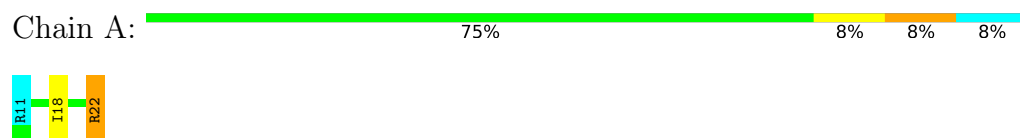


- Molecule 1: Capra hircus Cathelicidin-1

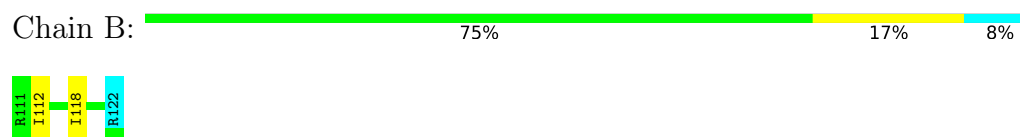


4.2.6 Score per residue for model 6

- Molecule 1: Capra hircus Cathelicidin-1

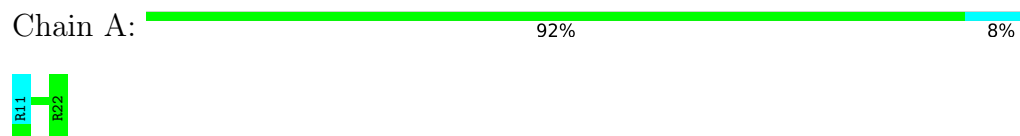


- Molecule 1: Capra hircus Cathelicidin-1

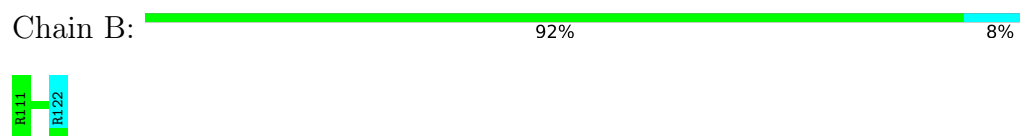


4.2.7 Score per residue for model 7

- Molecule 1: Capra hircus Cathelicidin-1

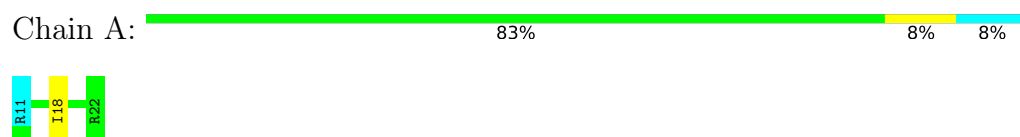


- Molecule 1: Capra hircus Cathelicidin-1

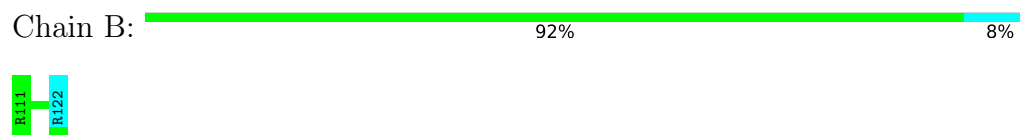


4.2.8 Score per residue for model 8

- Molecule 1: Capra hircus Cathelicidin-1

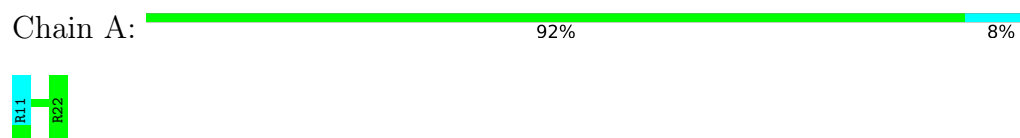


- Molecule 1: Capra hircus Cathelicidin-1

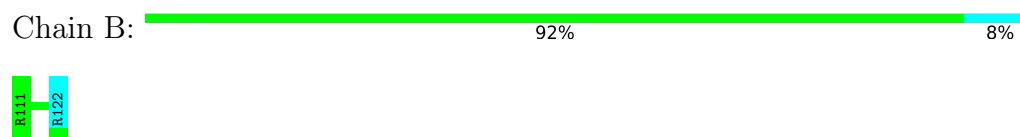


4.2.9 Score per residue for model 9

- Molecule 1: Capra hircus Cathelicidin-1

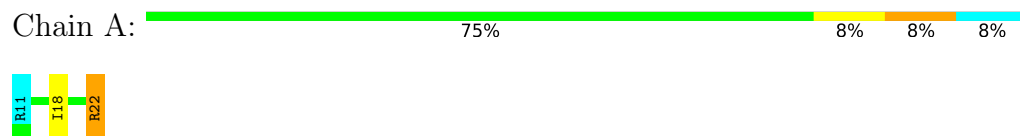


- Molecule 1: Capra hircus Cathelicidin-1

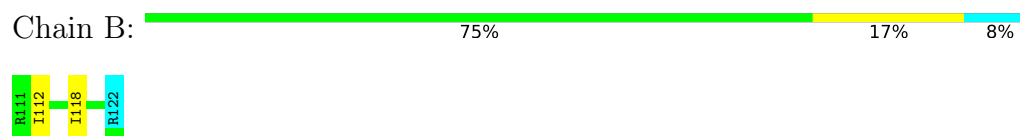


4.2.10 Score per residue for model 10

- Molecule 1: Capra hircus Cathelicidin-1

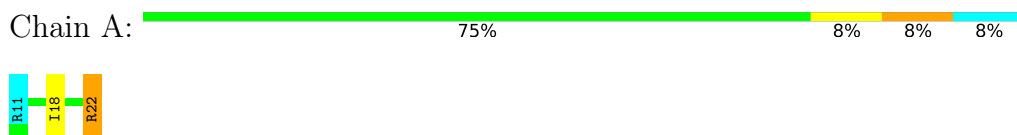


- Molecule 1: Capra hircus Cathelicidin-1

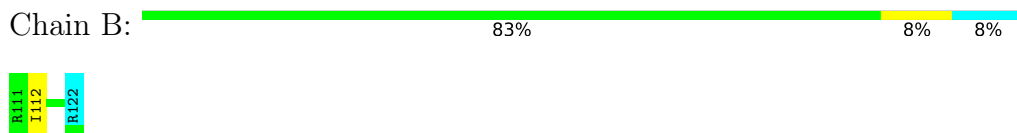


4.2.11 Score per residue for model 11

- Molecule 1: Capra hircus Cathelicidin-1

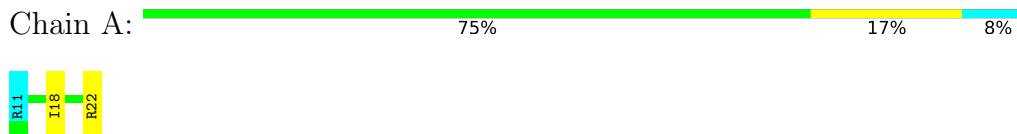


- Molecule 1: Capra hircus Cathelicidin-1

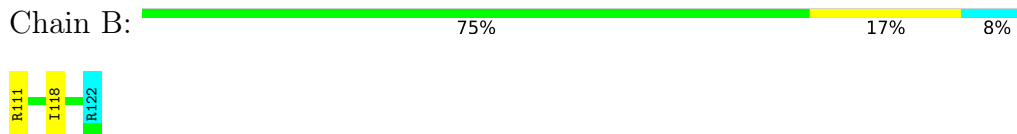


4.2.12 Score per residue for model 12

- Molecule 1: Capra hircus Cathelicidin-1

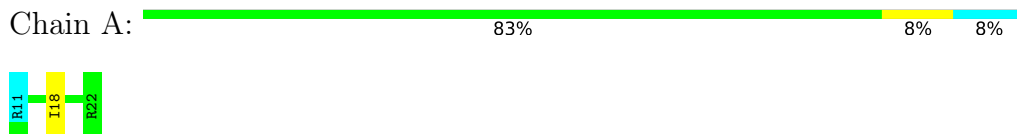


- Molecule 1: Capra hircus Cathelicidin-1

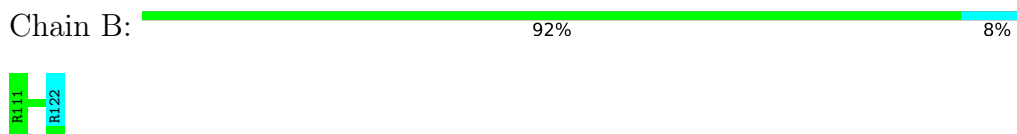


4.2.13 Score per residue for model 13

- Molecule 1: Capra hircus Cathelicidin-1

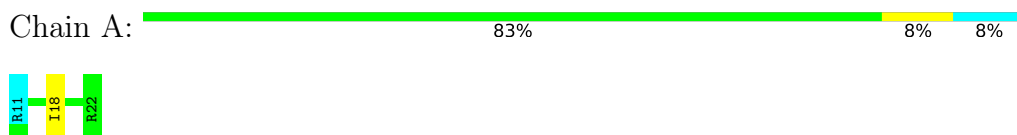


- Molecule 1: Capra hircus Cathelicidin-1

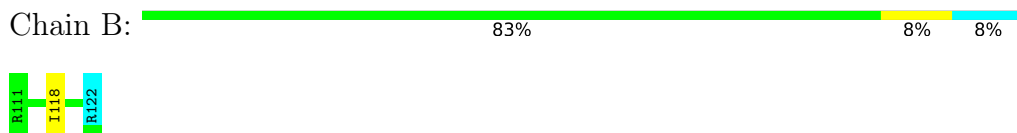


4.2.14 Score per residue for model 14

- Molecule 1: Capra hircus Cathelicidin-1

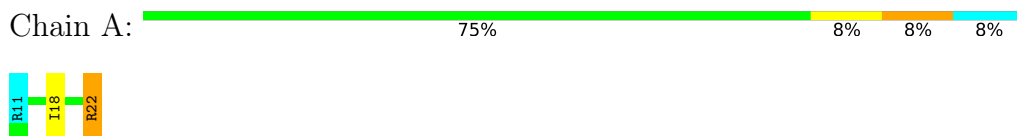


- Molecule 1: Capra hircus Cathelicidin-1

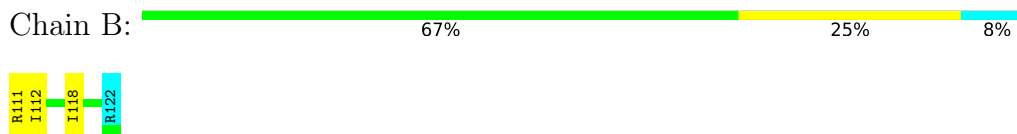


4.2.15 Score per residue for model 15

- Molecule 1: Capra hircus Cathelicidin-1

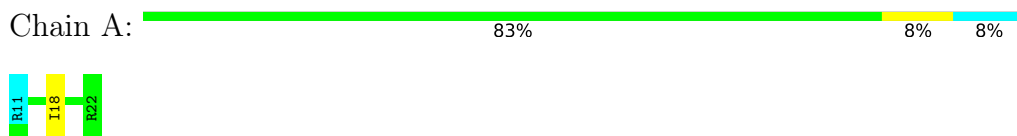


- Molecule 1: Capra hircus Cathelicidin-1

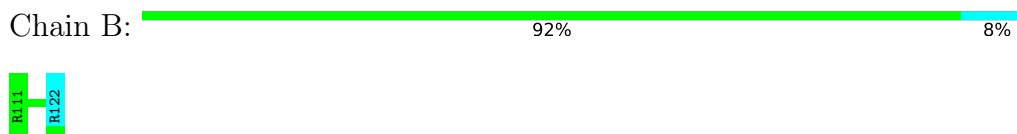


4.2.16 Score per residue for model 16

- Molecule 1: Capra hircus Cathelicidin-1



- Molecule 1: Capra hircus Cathelicidin-1



4.2.17 Score per residue for model 17

- Molecule 1: Capra hircus Cathelicidin-1

Chain A:  92% 8%



- Molecule 1: Capra hircus Cathelicidin-1

Chain B:  92% 8%




4.2.18 Score per residue for model 18

- Molecule 1: Capra hircus Cathelicidin-1

Chain A:  92% 8%



- Molecule 1: Capra hircus Cathelicidin-1

Chain B:  83% 8% 8%




4.2.19 Score per residue for model 19

- Molecule 1: Capra hircus Cathelicidin-1

Chain A:  92% 8%




- Molecule 1: Capra hircus Cathelicidin-1

Chain B:  75% 17% 8%



4.2.20 Score per residue for model 20

- Molecule 1: Capra hircus Cathelicidin-1

Chain A:  83% 8% 8%



- Molecule 1: Capra hircus Cathelicidin-1

Chain B:  92% 8%



5 Refinement protocol and experimental data overview

The models were refined using the following method: *torsion angle dynamics*.

Of the 200 calculated structures, 20 were deposited, based on the following criterion: *structures with the least restraint violations*.

The following table shows the software used for structure solution, optimisation and refinement.

Software name	Classification	Version
CYANA	refinement	3.98.13
CYANA	structure calculation	3.98.13

The following table shows chemical shift validation statistics as aggregates over all chemical shift files. Detailed validation can be found in section 7 of this report.

Chemical shift file(s)	working_cs.cif
Number of chemical shift lists	1
Total number of shifts	159
Number of shifts mapped to atoms	159
Number of unparsed shifts	0
Number of shifts with mapping errors	0
Number of shifts with mapping warnings	0
Assignment completeness (well-defined parts)	41%

6 Model quality [i](#)

6.1 Standard geometry [i](#)

There are no covalent bond-length or bond-angle outliers.

There are no bond-length outliers.

There are no bond-angle outliers.

There are no chirality outliers.

There are no planarity outliers.

6.2 Too-close contacts [i](#)

In the following table, the Non-H and H(model) columns list the number of non-hydrogen atoms and hydrogen atoms in each chain respectively. The H(added) column lists the number of hydrogen atoms added and optimized by MolProbity. The Clashes column lists the number of clashes averaged over the ensemble.

Mol	Chain	Non-H	H(model)	H(added)	Clashes
1	A	92	102	102	0±1
1	B	92	102	101	0±0
All	All	3680	4080	4060	7

The all-atom clashscore is defined as the number of clashes found per 1000 atoms (including hydrogen atoms). The all-atom clashscore for this structure is 1.

All unique clashes are listed below, sorted by their clash magnitude.

Atom-1	Atom-2	Clash(Å)	Distance(Å)	Models	
				Worst	Total
1:A:18:ILE:HD12	1:A:18:ILE:O	0.56	2.01	11	2
1:B:118:ILE:HD12	1:B:118:ILE:O	0.54	2.02	18	1
1:A:22:ARG:HE	1:B:112:ILE:HD11	0.44	1.73	15	4

6.3 Torsion angles [i](#)

6.3.1 Protein backbone [i](#)

In the following table, the Percentiles column shows the percent Ramachandran outliers of the chain as a percentile score with respect to all PDB entries followed by that with respect to all NMR entries. The Analysed column shows the number of residues for which the backbone conformation was analysed and the total number of residues.

Mol	Chain	Analysed	Favoured	Allowed	Outliers	Percentiles	
1	A	10/12 (83%)	10±0 (100±0%)	0±0 (0±0%)	0±0 (0±0%)	100	100
1	B	10/12 (83%)	10±0 (100±0%)	0±0 (0±0%)	0±0 (0±0%)	100	100
All	All	400/480 (83%)	400 (100%)	0 (0%)	0 (0%)	100	100

There are no Ramachandran outliers.

6.3.2 Protein sidechains [i](#)

In the following table, the Percentiles column shows the percent sidechain outliers of the chain as a percentile score with respect to all PDB entries followed by that with respect to all NMR entries. The Analysed column shows the number of residues for which the sidechain conformation was analysed and the total number of residues.

Mol	Chain	Analysed	Rotameric	Outliers	Percentiles	
1	A	11/12 (92%)	10±1 (92±6%)	1±1 (8±6%)	15	62
1	B	11/12 (92%)	10±1 (94±7%)	1±1 (6±7%)	21	70
All	All	440/480 (92%)	408 (93%)	32 (7%)	18	66

All 4 unique residues with a non-rotameric sidechain are listed below. They are sorted by the frequency of occurrence in the ensemble.

Mol	Chain	Res	Type	Models (Total)
1	A	18	ILE	13
1	B	118	ILE	10
1	A	22	ARG	5
1	B	111	ARG	4

6.3.3 RNA [i](#)

There are no RNA molecules in this entry.

6.4 Non-standard residues in protein, DNA, RNA chains [i](#)

There are no non-standard protein/DNA/RNA residues in this entry.

6.5 Carbohydrates [i](#)

There are no monosaccharides in this entry.

6.6 Ligand geometry [i](#)

There are no ligands in this entry.

6.7 Other polymers [i](#)

There are no such molecules in this entry.

6.8 Polymer linkage issues [i](#)

There are no chain breaks in this entry.

7 Chemical shift validation i

The completeness of assignment taking into account all chemical shift lists is 41% for the well-defined parts and 39% for the entire structure.

7.1 Chemical shift list 1

File name: working_cs.cif

Chemical shift list name: *assigned_chem_shift_list_1*

7.1.1 Bookkeeping i

The following table shows the results of parsing the chemical shift list and reports the number of nuclei with statistically unusual chemical shifts.

Total number of shifts	159
Number of shifts mapped to atoms	159
Number of unparsed shifts	0
Number of shifts with mapping errors	0
Number of shifts with mapping warnings	0
Number of shift outliers (ShiftChecker)	0

7.1.2 Chemical shift referencing i

No chemical shift referencing corrections were calculated (not enough data).

7.1.3 Completeness of resonance assignments i

The following table shows the completeness of the chemical shift assignments for the well-defined regions of the structure. The overall completeness is 41%, i.e. 146 atoms were assigned a chemical shift out of a possible 358. 0 out of 6 assigned methyl groups (LEU and VAL) were assigned stereospecifically.

	Total	¹ H	¹³ C	¹⁵ N
Backbone	42/110 (38%)	22/44 (50%)	9/44 (20%)	11/22 (50%)
Sidechain	98/228 (43%)	67/150 (45%)	28/64 (44%)	3/14 (21%)
Aromatic	6/20 (30%)	5/10 (50%)	1/10 (10%)	0/0 (—%)
Overall	146/358 (41%)	94/204 (46%)	38/118 (32%)	14/36 (39%)

The following table shows the completeness of the chemical shift assignments for the full structure. The overall completeness is 39%, i.e. 159 atoms were assigned a chemical shift out of a possible 404. 0 out of 6 assigned methyl groups (LEU and VAL) were assigned stereospecifically.

	Total	¹ H	¹³ C	¹⁵ N
Backbone	44/120 (37%)	23/48 (48%)	10/48 (21%)	11/24 (46%)
Sidechain	109/264 (41%)	74/172 (43%)	31/72 (43%)	4/20 (20%)
Aromatic	6/20 (30%)	5/10 (50%)	1/10 (10%)	0/0 (—%)
Overall	159/404 (39%)	102/230 (44%)	42/130 (32%)	15/44 (34%)

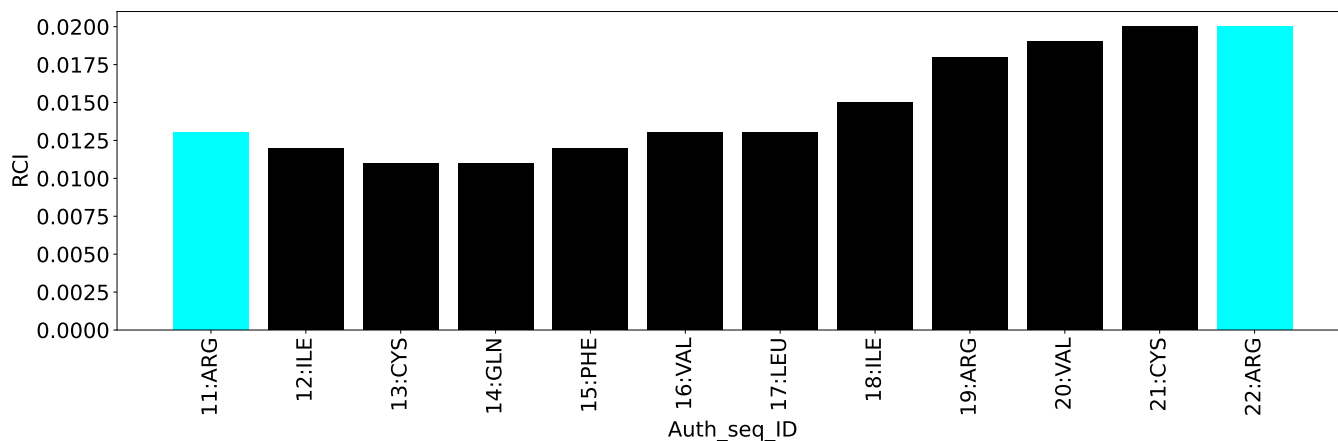
7.1.4 Statistically unusual chemical shifts [i](#)

There are no statistically unusual chemical shifts.

7.1.5 Random Coil Index (RCI) plots [i](#)

The image below reports *random coil index* values for the protein chains in the structure. The height of each bar gives a probability of a given residue to be disordered, as predicted from the available chemical shifts and the amino acid sequence. A value above 0.2 is an indication of significant predicted disorder. The colour of the bar shows whether the residue is in the well-defined core (black) or in the ill-defined residue ranges (cyan), as described in section 2 on ensemble composition. If well-defined core and ill-defined regions are not identified then it is shown as gray bars.

Random coil index (RCI) for chain A:



8 NMR restraints analysis

8.1 Conformationally restricting restraints

The following table provides the summary of experimentally observed NMR restraints in different categories. Restraints are classified into different categories based on the sequence separation of the atoms involved.

Description	Value
Total distance restraints	575
Intra-residue ($ i-j =0$)	140
Sequential ($ i-j =1$)	118
Medium range ($ i-j >1$ and $ i-j <5$)	36
Long range ($ i-j \geq 5$)	0
Inter-chain	221
Hydrogen bond restraints	48
Disulfide bond restraints	12
Total dihedral-angle restraints	0
Number of unmapped restraints	0
Number of restraints per residue	24.0
Number of long range restraints per residue ¹	0.0

¹Long range hydrogen bonds and disulfide bonds are counted as long range restraints while calculating the number of long range restraints per residue

8.2 Residual restraint violations

This section provides the overview of the restraint violations analysis. The violations are binned as small, medium and large violations based on its absolute value. Average number of violations per model is calculated by dividing the total number of violations in each bin by the size of the ensemble.

8.2.1 Average number of distance violations per model

Distance violations less than 0.1 Å are not included in the calculation.

Bins (Å)	Average number of violations per model	Max (Å)
0.1-0.2 (Small)	9.4	0.2
0.2-0.5 (Medium)	6.2	0.49
>0.5 (Large)	203.4	8.97

8.2.2 Average number of dihedral-angle violations per model [i](#)

Dihedral-angle violations less than 1° are not included in the calculation. There are no dihedral-angle violations

9 Distance violation analysis i

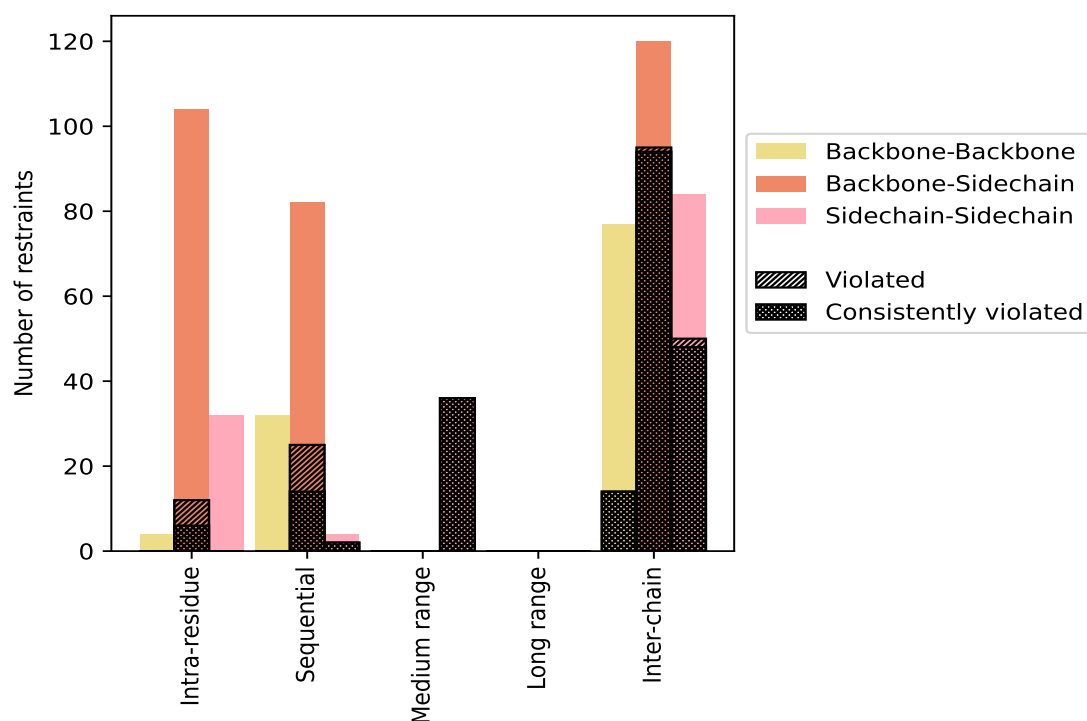
9.1 Summary of distance violations i

The following table shows the summary of distance violations in different restraint categories based on the sequence separation of the atoms involved. Each category is further sub-divided into three sub-categories based on the atoms involved. Violations less than 0.1 Å are not included in the statistics.

Restrains type	Count	% ¹	Violated ³			Consistently Violated ⁴		
			Count	% ²	% ¹	Count	% ²	% ¹
Intra-residue ($i-j =0$)	140	24.3	12	8.6	2.1	6	4.3	1.0
Backbone-Backbone	4	0.7	0	0.0	0.0	0	0.0	0.0
Backbone-Sidechain	104	18.1	12	11.5	2.1	6	5.8	1.0
Sidechain-Sidechain	32	5.6	0	0.0	0.0	0	0.0	0.0
Sequential ($i-j =1$)	118	20.5	27	22.9	4.7	16	13.6	2.8
Backbone-Backbone	32	5.6	0	0.0	0.0	0	0.0	0.0
Backbone-Sidechain	82	14.3	25	30.5	4.3	14	17.1	2.4
Sidechain-Sidechain	4	0.7	2	50.0	0.3	2	50.0	0.3
Medium range ($i-j >1$ & $i-j <5$)	36	6.3	36	100.0	6.3	36	100.0	6.3
Backbone-Backbone	0	0.0	0	0.0	0.0	0	0.0	0.0
Backbone-Sidechain	0	0.0	0	0.0	0.0	0	0.0	0.0
Sidechain-Sidechain	36	6.3	36	100.0	6.3	36	100.0	6.3
Long range ($i-j \geq 5$)	0	0.0	0	0.0	0.0	0	0.0	0.0
Backbone-Backbone	0	0.0	0	0.0	0.0	0	0.0	0.0
Backbone-Sidechain	0	0.0	0	0.0	0.0	0	0.0	0.0
Sidechain-Sidechain	0	0.0	0	0.0	0.0	0	0.0	0.0
Inter-chain	221	38.4	159	71.9	27.7	156	70.6	27.1
Backbone-Backbone	29	5.0	14	48.3	2.4	14	48.3	2.4
Backbone-Sidechain	120	20.9	95	79.2	16.5	94	78.3	16.3
Sidechain-Sidechain	72	12.5	50	69.4	8.7	48	66.7	8.3
Hydrogen bond	48	8.3	0	0.0	0.0	0	0.0	0.0
Disulfide bond	12	2.1	0	0.0	0.0	0	0.0	0.0
Total	575	100.0	234	40.7	40.7	214	37.2	37.2
Backbone-Backbone	113	19.7	14	12.4	2.4	14	12.4	2.4
Backbone-Sidechain	306	53.2	132	43.1	23.0	114	37.3	19.8
Sidechain-Sidechain	156	27.1	88	56.4	15.3	86	55.1	15.0

¹ percentage calculated with respect to the total number of distance restraints, ² percentage calculated with respect to the number of restraints in a particular restraint category, ³ violated in at least one model, ⁴ violated in all the models

9.1.1 Bar chart : Distribution of distance restraints and violations [i](#)



Violated and consistently violated restraints are shown using different hatch patterns in their respective categories. The hydrogen bonds and disulfid bonds are counted in their appropriate category on the x-axis

9.2 Distance violation statistics for each model [i](#)

The following table provides the distance violation statistics for each model in the ensemble. Violations less than 0.1 Å are not included in the statistics.

Model ID	Number of violations						Mean (Å)	Max (Å)	SD ⁶ (Å)	Median (Å)
	IR ¹	SQ ²	MR ³	LR ⁴	IC ⁵	Total				
1	9	20	36	0	156	221	3.86	8.91	2.1	3.83
2	8	17	36	0	156	217	3.92	8.12	2.05	3.91
3	8	17	36	0	156	217	3.92	8.11	2.05	3.92
4	8	17	36	0	157	218	3.9	8.09	2.06	3.86
5	8	17	36	0	156	217	3.91	8.1	2.05	3.91
6	8	17	36	0	156	217	3.92	8.1	2.05	3.91
7	8	17	36	0	156	217	3.9	8.12	2.06	3.86
8	9	17	36	0	156	218	3.89	8.1	2.06	3.86
9	8	17	36	0	156	217	3.9	8.14	2.06	3.82
10	9	17	36	0	156	218	3.9	8.09	2.06	3.86
11	8	18	36	0	158	220	3.86	8.19	2.09	3.88

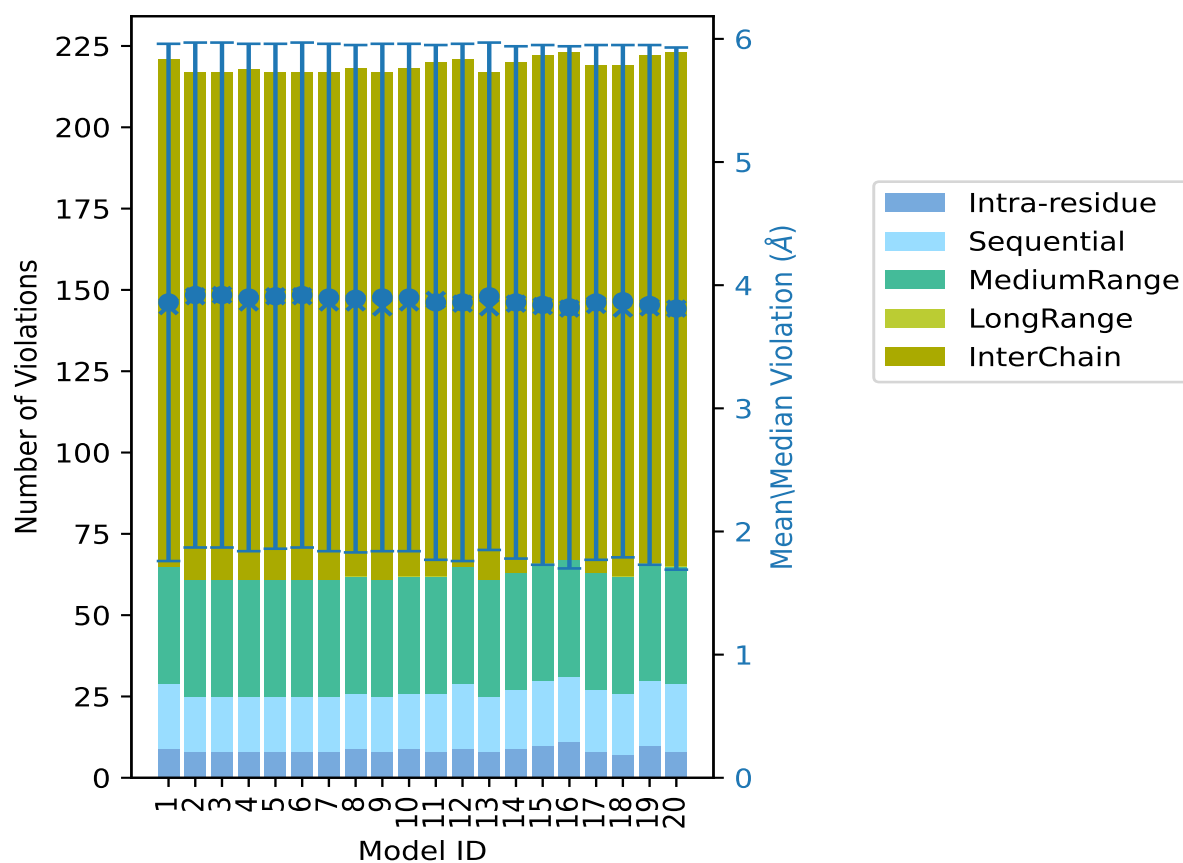
Continued on next page...

Continued from previous page...

Model ID	Number of violations					Total	Mean (Å)	Max (Å)	SD ⁶ (Å)	Median (Å)
	IR ¹	SQ ²	MR ³	LR ⁴	IC ⁵					
12	9	20	36	0	156	221	3.86	8.91	2.1	3.85
13	8	17	36	0	156	217	3.91	8.14	2.06	3.82
14	9	18	36	0	157	220	3.86	8.13	2.08	3.85
15	10	20	36	0	156	222	3.84	8.91	2.11	3.83
16	11	20	36	0	156	223	3.82	8.93	2.12	3.81
17	8	19	36	0	156	219	3.86	8.13	2.09	3.84
18	7	19	36	0	157	219	3.87	8.18	2.08	3.81
19	10	20	36	0	156	222	3.84	8.94	2.11	3.82
20	8	21	36	0	158	223	3.81	8.97	2.12	3.81

¹Intra-residue restraints, ²Sequential restraints, ³Medium range restraints, ⁴Long range restraints, ⁵Inter-chain restraints, ⁶Standard deviation

9.2.1 Bar graph : Distance Violation statistics for each model [\(i\)](#)



The mean(dot),median(x) and the standard deviation are shown in blue with respect to the y axis on the right

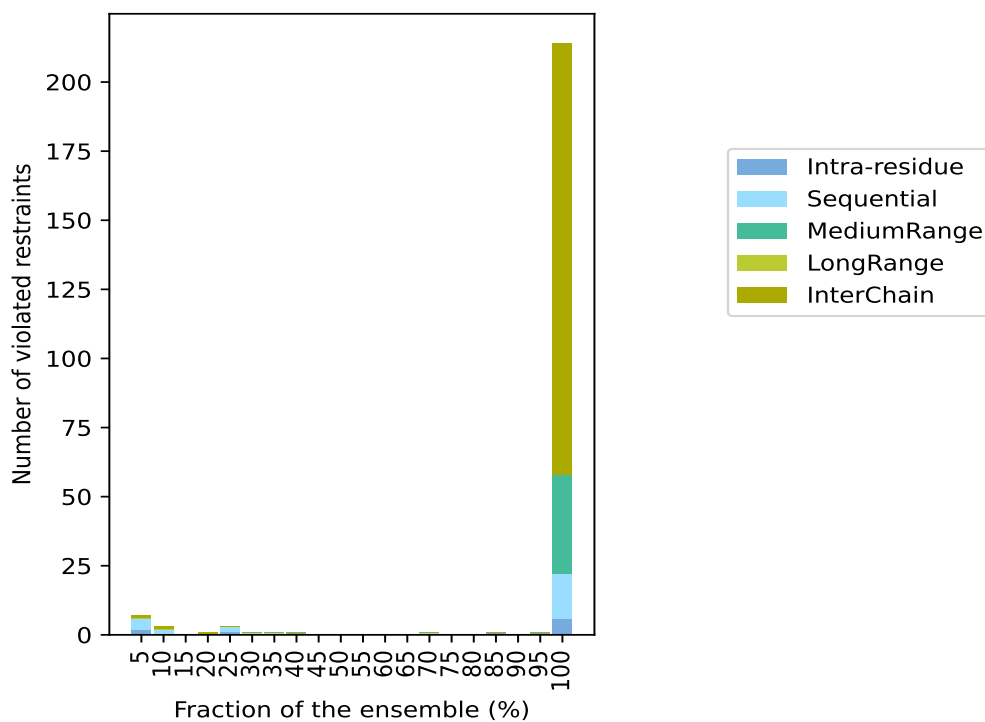
9.3 Distance violation statistics for the ensemble

Violation analysis may find that some restraints are violated in few models and some are violated in most of models. The following table provides this information as number of violated restraints for a given fraction of the ensemble. In total, 281(IR:128, SQ:91, MR:0, LR:0, IC:62) restraints are not violated in the ensemble.

Number of violated restraints						Fraction of the ensemble	
IR ¹	SQ ²	MR ³	LR ⁴	IC ⁵	Total	Count ⁶	%
2	4	0	0	1	7	1	5.0
0	2	0	0	1	3	2	10.0
0	0	0	0	0	0	3	15.0
0	0	0	0	1	1	4	20.0
1	2	0	0	0	3	5	25.0
0	1	0	0	0	1	6	30.0
0	1	0	0	0	1	7	35.0
1	0	0	0	0	1	8	40.0
0	0	0	0	0	0	9	45.0
0	0	0	0	0	0	10	50.0
0	0	0	0	0	0	11	55.0
0	0	0	0	0	0	12	60.0
0	0	0	0	0	0	13	65.0
0	1	0	0	0	1	14	70.0
0	0	0	0	0	0	15	75.0
0	0	0	0	0	0	16	80.0
1	0	0	0	0	1	17	85.0
0	0	0	0	0	0	18	90.0
1	0	0	0	0	1	19	95.0
6	16	36	0	156	214	20	100.0

¹Intra-residue restraints, ²Sequential restraints, ³Medium range restraints, ⁴Long range restraints, ⁵Inter-chain restraints, ⁶ Number of models with violations

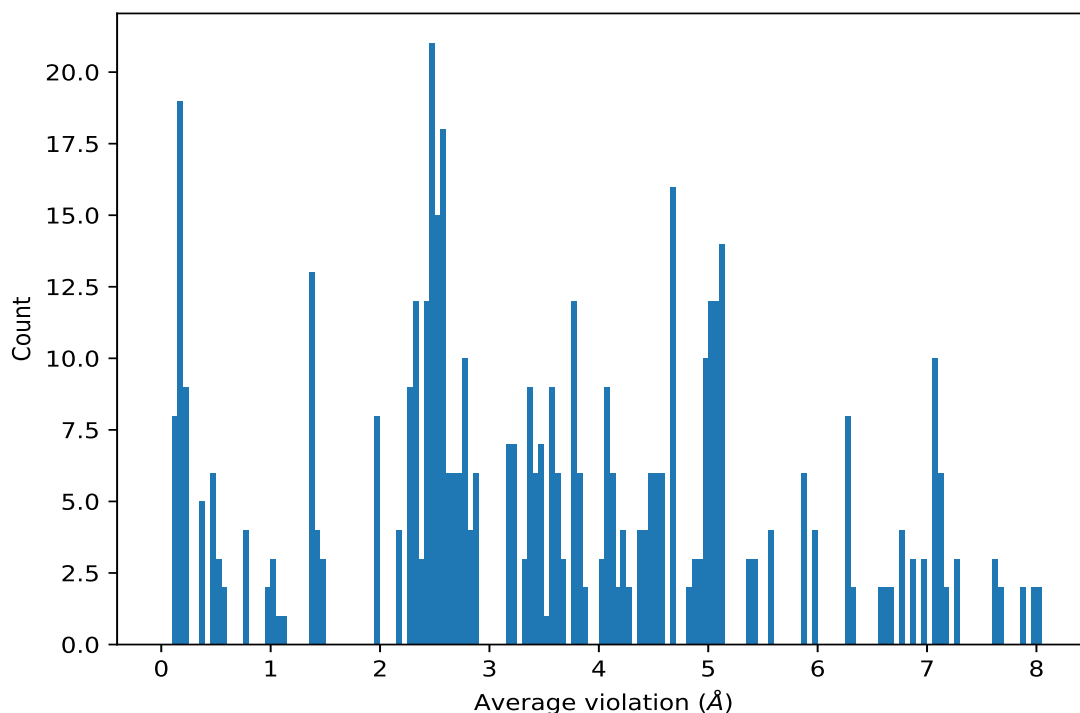
9.3.1 Bar graph : Distance violation statistics for the ensemble [i](#)



9.4 Most violated distance restraints in the ensemble [i](#)

9.4.1 Histogram : Distribution of mean distance violations [i](#)

The following histogram shows the distribution of the average value of the violation. The average is calculated for each restraint that is violated in more than one model over all the violated models in the ensemble



9.4.2 Table: Most violated distance restraints [i](#)

The following table provides the mean and the standard deviation of the violation for each restraint sorted by number of violated models and the mean value. The Key (restraint list ID, restraint ID) is the unique identifier for a given restraint. Rows with same key represent combinatorial or ambiguous restraints and are counted as a single restraint.

Key	Atom-1	Atom-2	Models ¹	Mean (Å)	SD ¹ (Å)	Median (Å)
(2,235)	1:A:16:VAL:HB	1:B:117:LEU:H	20	8.03	0.31	7.98
(2,379)	1:A:16:VAL:HB	1:B:117:LEU:H	20	8.03	0.31	7.98
(2,147)	1:A:16:VAL:HB	1:B:116:VAL:H	20	7.95	0.56	7.64
(2,231)	1:A:16:VAL:HB	1:B:116:VAL:H	20	7.95	0.56	7.64
(2,237)	1:A:17:LEU:H	1:B:116:VAL:HB	20	7.86	0.18	7.78
(2,377)	1:A:17:LEU:H	1:B:116:VAL:HB	20	7.86	0.18	7.78
(2,145)	1:A:16:VAL:H	1:B:116:VAL:HB	20	7.69	0.29	7.61
(2,233)	1:A:16:VAL:H	1:B:116:VAL:HB	20	7.69	0.29	7.61
(2,149)	1:A:16:VAL:H	1:B:116:VAL:HG21	20	7.6	0.78	8.09
(2,149)	1:A:16:VAL:H	1:B:116:VAL:HG22	20	7.6	0.78	8.09
(2,149)	1:A:16:VAL:H	1:B:116:VAL:HG23	20	7.6	0.78	8.09
(2,381)	1:A:17:LEU:H	1:B:116:VAL:HG21	20	7.29	0.42	7.56
(2,381)	1:A:17:LEU:H	1:B:116:VAL:HG22	20	7.29	0.42	7.56
(2,381)	1:A:17:LEU:H	1:B:116:VAL:HG23	20	7.29	0.42	7.56
(2,201)	1:A:18:ILE:HB	1:B:118:ILE:H	20	7.17	0.05	7.18
(2,505)	1:A:18:ILE:HB	1:B:118:ILE:H	20	7.17	0.05	7.18

Continued on next page...

Continued from previous page...

Key	Atom-1	Atom-2	Models ¹	Mean (Å)	SD ¹ (Å)	Median (Å)
(2,357)	1:A:17:LEU:H	1:B:116:VAL:HG11	20	7.13	0.3	6.99
(2,357)	1:A:17:LEU:H	1:B:116:VAL:HG12	20	7.13	0.3	6.99
(2,357)	1:A:17:LEU:H	1:B:116:VAL:HG13	20	7.13	0.3	6.99
(2,203)	1:A:18:ILE:H	1:B:118:ILE:HB	20	7.12	0.05	7.13
(2,503)	1:A:18:ILE:H	1:B:118:ILE:HB	20	7.12	0.05	7.13
(2,77)	1:A:18:ILE:HB	1:B:117:LEU:HA	20	7.1	0.05	7.12
(2,359)	1:A:16:VAL:HG11	1:B:117:LEU:H	20	7.09	0.39	6.98
(2,359)	1:A:16:VAL:HG12	1:B:117:LEU:H	20	7.09	0.39	6.98
(2,359)	1:A:16:VAL:HG13	1:B:117:LEU:H	20	7.09	0.39	6.98
(2,151)	1:A:16:VAL:HG21	1:B:116:VAL:H	20	7.09	0.91	6.43
(2,151)	1:A:16:VAL:HG22	1:B:116:VAL:H	20	7.09	0.91	6.43
(2,151)	1:A:16:VAL:HG23	1:B:116:VAL:H	20	7.09	0.91	6.43
(2,383)	1:A:16:VAL:HG21	1:B:117:LEU:H	20	7.07	0.44	6.84
(2,383)	1:A:16:VAL:HG22	1:B:117:LEU:H	20	7.07	0.44	6.84
(2,383)	1:A:16:VAL:HG23	1:B:117:LEU:H	20	7.07	0.44	6.84
(2,79)	1:A:17:LEU:HA	1:B:118:ILE:HB	20	7.07	0.05	7.08
(2,133)	1:A:16:VAL:HG11	1:B:116:VAL:H	20	6.97	0.76	6.5
(2,133)	1:A:16:VAL:HG12	1:B:116:VAL:H	20	6.97	0.76	6.5
(2,133)	1:A:16:VAL:HG13	1:B:116:VAL:H	20	6.97	0.76	6.5
(2,131)	1:A:16:VAL:H	1:B:116:VAL:HG11	20	6.89	0.73	6.5
(2,131)	1:A:16:VAL:H	1:B:116:VAL:HG12	20	6.89	0.73	6.5
(2,131)	1:A:16:VAL:H	1:B:116:VAL:HG13	20	6.89	0.73	6.5
(2,407)	1:A:17:LEU:HB3	1:B:118:ILE:H	20	6.75	0.03	6.76
(2,473)	1:A:17:LEU:HB3	1:B:118:ILE:H	20	6.75	0.03	6.76
(2,409)	1:A:18:ILE:H	1:B:117:LEU:HB3	20	6.75	0.02	6.75
(2,471)	1:A:18:ILE:H	1:B:117:LEU:HB3	20	6.75	0.02	6.75
(2,191)	1:A:18:ILE:H	1:B:117:LEU:HB2	20	6.65	0.04	6.66
(2,497)	1:A:18:ILE:H	1:B:117:LEU:HB2	20	6.65	0.04	6.66
(2,189)	1:A:17:LEU:HB2	1:B:118:ILE:H	20	6.64	0.03	6.64
(2,499)	1:A:17:LEU:HB2	1:B:118:ILE:H	20	6.64	0.03	6.64
(2,387)	1:A:16:VAL:HA	1:B:117:LEU:H	20	6.58	0.04	6.57
(2,385)	1:A:17:LEU:H	1:B:116:VAL:HA	20	6.57	0.04	6.56
(2,187)	1:A:17:LEU:H	1:B:117:LEU:HB2	20	6.32	0.05	6.34
(2,369)	1:A:17:LEU:H	1:B:117:LEU:HB2	20	6.32	0.05	6.34
(2,185)	1:A:17:LEU:HB2	1:B:117:LEU:H	20	6.29	0.05	6.27
(2,371)	1:A:17:LEU:HB2	1:B:117:LEU:H	20	6.29	0.05	6.27
(2,215)	1:A:17:LEU:HD21	1:B:118:ILE:HA	20	6.27	0.04	6.28
(2,215)	1:A:17:LEU:HD22	1:B:118:ILE:HA	20	6.27	0.04	6.28
(2,215)	1:A:17:LEU:HD23	1:B:118:ILE:HA	20	6.27	0.04	6.28
(2,217)	1:A:18:ILE:HA	1:B:117:LEU:HD21	20	6.26	0.05	6.24
(2,217)	1:A:18:ILE:HA	1:B:117:LEU:HD22	20	6.26	0.05	6.24
(2,217)	1:A:18:ILE:HA	1:B:117:LEU:HD23	20	6.26	0.05	6.24

Continued on next page...

Continued from previous page...

Key	Atom-1	Atom-2	Models ¹	Mean (Å)	SD ¹ (Å)	Median (Å)
(2,155)	1:A:17:LEU:H	1:B:116:VAL:H	20	5.95	0.02	5.95
(2,361)	1:A:17:LEU:H	1:B:116:VAL:H	20	5.95	0.02	5.95
(2,153)	1:A:16:VAL:H	1:B:117:LEU:H	20	5.95	0.02	5.94
(2,363)	1:A:16:VAL:H	1:B:117:LEU:H	20	5.95	0.02	5.94
(2,179)	1:A:17:LEU:HD11	1:B:117:LEU:HB2	20	5.86	0.04	5.86
(2,179)	1:A:17:LEU:HD12	1:B:117:LEU:HB2	20	5.86	0.04	5.86
(2,179)	1:A:17:LEU:HD13	1:B:117:LEU:HB2	20	5.86	0.04	5.86
(2,177)	1:A:17:LEU:HB2	1:B:117:LEU:HD11	20	5.85	0.05	5.84
(2,177)	1:A:17:LEU:HB2	1:B:117:LEU:HD12	20	5.85	0.05	5.84
(2,177)	1:A:17:LEU:HB2	1:B:117:LEU:HD13	20	5.85	0.05	5.84
(2,389)	1:A:17:LEU:H	1:B:117:LEU:HB3	20	5.58	0.04	5.58
(2,433)	1:A:17:LEU:H	1:B:117:LEU:HB3	20	5.58	0.04	5.58
(2,391)	1:A:17:LEU:HB3	1:B:117:LEU:H	20	5.58	0.05	5.6
(2,431)	1:A:17:LEU:HB3	1:B:117:LEU:H	20	5.58	0.05	5.6
(2,251)	1:A:18:ILE:HD11	1:B:118:ILE:HA	20	5.41	0.16	5.39
(2,251)	1:A:18:ILE:HD12	1:B:118:ILE:HA	20	5.41	0.16	5.39
(2,251)	1:A:18:ILE:HD13	1:B:118:ILE:HA	20	5.41	0.16	5.39
(2,253)	1:A:18:ILE:HA	1:B:118:ILE:HD11	20	5.36	0.15	5.37
(2,253)	1:A:18:ILE:HA	1:B:118:ILE:HD12	20	5.36	0.15	5.37
(2,253)	1:A:18:ILE:HA	1:B:118:ILE:HD13	20	5.36	0.15	5.37
(2,101)	1:A:17:LEU:HA	1:B:117:LEU:HD11	20	5.13	0.02	5.14
(2,101)	1:A:17:LEU:HA	1:B:117:LEU:HD12	20	5.13	0.02	5.14
(2,101)	1:A:17:LEU:HA	1:B:117:LEU:HD13	20	5.13	0.02	5.14
(2,159)	1:A:17:LEU:HA	1:B:117:LEU:HD11	20	5.13	0.02	5.14
(2,159)	1:A:17:LEU:HA	1:B:117:LEU:HD12	20	5.13	0.02	5.14
(2,159)	1:A:17:LEU:HA	1:B:117:LEU:HD13	20	5.13	0.02	5.14
(2,103)	1:A:17:LEU:HD11	1:B:117:LEU:HA	20	5.11	0.03	5.11
(2,103)	1:A:17:LEU:HD12	1:B:117:LEU:HA	20	5.11	0.03	5.11
(2,103)	1:A:17:LEU:HD13	1:B:117:LEU:HA	20	5.11	0.03	5.11
(2,157)	1:A:17:LEU:HD11	1:B:117:LEU:HA	20	5.11	0.03	5.11
(2,157)	1:A:17:LEU:HD12	1:B:117:LEU:HA	20	5.11	0.03	5.11
(2,157)	1:A:17:LEU:HD13	1:B:117:LEU:HA	20	5.11	0.03	5.11
(2,403)	1:A:18:ILE:H	1:B:118:ILE:HG13	20	5.1	0.12	5.1
(2,479)	1:A:18:ILE:H	1:B:118:ILE:HG13	20	5.1	0.12	5.1
(2,255)	1:A:18:ILE:HD11	1:B:118:ILE:H	20	5.08	0.18	5.04
(2,255)	1:A:18:ILE:HD12	1:B:118:ILE:H	20	5.08	0.18	5.04
(2,255)	1:A:18:ILE:HD13	1:B:118:ILE:H	20	5.08	0.18	5.04
(2,491)	1:A:18:ILE:HD11	1:B:118:ILE:H	20	5.08	0.18	5.04
(2,491)	1:A:18:ILE:HD12	1:B:118:ILE:H	20	5.08	0.18	5.04
(2,491)	1:A:18:ILE:HD13	1:B:118:ILE:H	20	5.08	0.18	5.04
(2,51)	1:B:115:PHE:HD1	1:B:117:LEU:HB3	20	5.08	0.03	5.08
(2,51)	1:B:115:PHE:HD2	1:B:117:LEU:HB3	20	5.08	0.03	5.08

Continued on next page...

Continued from previous page...

Key	Atom-1	Atom-2	Models ¹	Mean (Å)	SD ¹ (Å)	Median (Å)
(2,401)	1:A:18:ILE:HG13	1:B:118:ILE:H	20	5.07	0.14	5.1
(2,481)	1:A:18:ILE:HG13	1:B:118:ILE:H	20	5.07	0.14	5.1
(2,49)	1:A:15:PHE:HD1	1:A:17:LEU:HB3	20	5.07	0.04	5.08
(2,49)	1:A:15:PHE:HD2	1:A:17:LEU:HB3	20	5.07	0.04	5.08
(2,257)	1:A:18:ILE:H	1:B:118:ILE:HD11	20	5.01	0.15	4.98
(2,257)	1:A:18:ILE:H	1:B:118:ILE:HD12	20	5.01	0.15	4.98
(2,257)	1:A:18:ILE:H	1:B:118:ILE:HD13	20	5.01	0.15	4.98
(2,489)	1:A:18:ILE:H	1:B:118:ILE:HD11	20	5.01	0.15	4.98
(2,489)	1:A:18:ILE:H	1:B:118:ILE:HD12	20	5.01	0.15	4.98
(2,489)	1:A:18:ILE:H	1:B:118:ILE:HD13	20	5.01	0.15	4.98
(2,171)	1:A:17:LEU:H	1:B:117:LEU:HD11	20	5.01	0.03	5.02
(2,171)	1:A:17:LEU:H	1:B:117:LEU:HD12	20	5.01	0.03	5.02
(2,171)	1:A:17:LEU:H	1:B:117:LEU:HD13	20	5.01	0.03	5.02
(2,365)	1:A:17:LEU:H	1:B:117:LEU:HD11	20	5.01	0.03	5.02
(2,365)	1:A:17:LEU:H	1:B:117:LEU:HD12	20	5.01	0.03	5.02
(2,365)	1:A:17:LEU:H	1:B:117:LEU:HD13	20	5.01	0.03	5.02
(2,169)	1:A:17:LEU:HD11	1:B:117:LEU:H	20	4.98	0.03	4.97
(2,169)	1:A:17:LEU:HD12	1:B:117:LEU:H	20	4.98	0.03	4.97
(2,169)	1:A:17:LEU:HD13	1:B:117:LEU:H	20	4.98	0.03	4.97
(2,367)	1:A:17:LEU:HD11	1:B:117:LEU:H	20	4.98	0.03	4.97
(2,367)	1:A:17:LEU:HD12	1:B:117:LEU:H	20	4.98	0.03	4.97
(2,367)	1:A:17:LEU:HD13	1:B:117:LEU:H	20	4.98	0.03	4.97
(2,393)	1:A:17:LEU:H	1:B:118:ILE:H	20	4.98	0.03	4.99
(2,485)	1:A:17:LEU:H	1:B:118:ILE:H	20	4.98	0.03	4.99
(2,395)	1:A:18:ILE:H	1:B:117:LEU:H	20	4.98	0.03	4.99
(2,483)	1:A:18:ILE:H	1:B:117:LEU:H	20	4.98	0.03	4.99
(2,477)	1:A:18:ILE:HG21	1:B:118:ILE:H	20	4.9	0.12	4.95
(2,477)	1:A:18:ILE:HG22	1:B:118:ILE:H	20	4.9	0.12	4.95
(2,477)	1:A:18:ILE:HG23	1:B:118:ILE:H	20	4.9	0.12	4.95
(2,475)	1:A:18:ILE:H	1:B:118:ILE:HG21	20	4.87	0.11	4.89
(2,475)	1:A:18:ILE:H	1:B:118:ILE:HG22	20	4.87	0.11	4.89
(2,475)	1:A:18:ILE:H	1:B:118:ILE:HG23	20	4.87	0.11	4.89
(2,443)	1:A:16:VAL:HA	1:B:117:LEU:HB3	20	4.83	0.05	4.82
(2,441)	1:A:17:LEU:HB3	1:B:116:VAL:HA	20	4.82	0.04	4.83
(2,55)	1:B:115:PHE:HD1	1:B:117:LEU:HB3	20	4.67	0.03	4.67
(2,55)	1:B:115:PHE:HD2	1:B:117:LEU:HB3	20	4.67	0.03	4.67
(2,53)	1:A:15:PHE:HD1	1:A:17:LEU:HB3	20	4.66	0.04	4.66
(2,53)	1:A:15:PHE:HD2	1:A:17:LEU:HB3	20	4.66	0.04	4.66
(2,139)	1:A:17:LEU:HD11	1:B:116:VAL:H	20	4.65	0.02	4.66
(2,139)	1:A:17:LEU:HD12	1:B:116:VAL:H	20	4.65	0.02	4.66
(2,139)	1:A:17:LEU:HD13	1:B:116:VAL:H	20	4.65	0.02	4.66
(2,161)	1:A:17:LEU:HD11	1:B:116:VAL:H	20	4.65	0.02	4.66

Continued on next page...

Continued from previous page...

Key	Atom-1	Atom-2	Models ¹	Mean (Å)	SD ¹ (Å)	Median (Å)
(2,161)	1:A:17:LEU:HD12	1:B:116:VAL:H	20	4.65	0.02	4.66
(2,161)	1:A:17:LEU:HD13	1:B:116:VAL:H	20	4.65	0.02	4.66
(2,137)	1:A:16:VAL:H	1:B:117:LEU:HD11	20	4.65	0.02	4.65
(2,137)	1:A:16:VAL:H	1:B:117:LEU:HD12	20	4.65	0.02	4.65
(2,137)	1:A:16:VAL:H	1:B:117:LEU:HD13	20	4.65	0.02	4.65
(2,163)	1:A:16:VAL:H	1:B:117:LEU:HD11	20	4.65	0.02	4.65
(2,163)	1:A:16:VAL:H	1:B:117:LEU:HD12	20	4.65	0.02	4.65
(2,163)	1:A:16:VAL:H	1:B:117:LEU:HD13	20	4.65	0.02	4.65
(2,227)	1:A:17:LEU:HD21	1:B:118:ILE:H	20	4.56	0.09	4.61
(2,227)	1:A:17:LEU:HD22	1:B:118:ILE:H	20	4.56	0.09	4.61
(2,227)	1:A:17:LEU:HD23	1:B:118:ILE:H	20	4.56	0.09	4.61
(2,495)	1:A:17:LEU:HD21	1:B:118:ILE:H	20	4.56	0.09	4.61
(2,495)	1:A:17:LEU:HD22	1:B:118:ILE:H	20	4.56	0.09	4.61
(2,495)	1:A:17:LEU:HD23	1:B:118:ILE:H	20	4.56	0.09	4.61
(2,229)	1:A:18:ILE:H	1:B:117:LEU:HD21	20	4.51	0.1	4.46
(2,229)	1:A:18:ILE:H	1:B:117:LEU:HD22	20	4.51	0.1	4.46
(2,229)	1:A:18:ILE:H	1:B:117:LEU:HD23	20	4.51	0.1	4.46
(2,493)	1:A:18:ILE:H	1:B:117:LEU:HD21	20	4.51	0.1	4.46
(2,493)	1:A:18:ILE:H	1:B:117:LEU:HD22	20	4.51	0.1	4.46
(2,493)	1:A:18:ILE:H	1:B:117:LEU:HD23	20	4.51	0.1	4.46
(2,175)	1:A:16:VAL:HA	1:B:117:LEU:HD11	20	4.48	0.05	4.47
(2,175)	1:A:16:VAL:HA	1:B:117:LEU:HD12	20	4.48	0.05	4.47
(2,175)	1:A:16:VAL:HA	1:B:117:LEU:HD13	20	4.48	0.05	4.47
(2,173)	1:A:17:LEU:HD11	1:B:116:VAL:HA	20	4.45	0.04	4.45
(2,173)	1:A:17:LEU:HD12	1:B:116:VAL:HA	20	4.45	0.04	4.45
(2,173)	1:A:17:LEU:HD13	1:B:116:VAL:HA	20	4.45	0.04	4.45
(2,47)	1:B:115:PHE:HB3	1:B:117:LEU:HB3	20	4.44	0.03	4.44
(2,45)	1:A:15:PHE:HB3	1:A:17:LEU:HB3	20	4.43	0.05	4.44
(2,63)	1:B:115:PHE:HD1	1:B:117:LEU:HB2	20	4.41	0.06	4.42
(2,63)	1:B:115:PHE:HD2	1:B:117:LEU:HB2	20	4.41	0.06	4.42
(2,61)	1:A:15:PHE:HD1	1:A:17:LEU:HB2	20	4.37	0.06	4.35
(2,61)	1:A:15:PHE:HD2	1:A:17:LEU:HB2	20	4.37	0.06	4.35
(2,117)	1:A:18:ILE:HG12	1:B:118:ILE:H	20	4.36	0.23	4.3
(2,509)	1:A:18:ILE:HG12	1:B:118:ILE:H	20	4.36	0.23	4.3
(2,119)	1:A:18:ILE:H	1:B:118:ILE:HG12	20	4.27	0.18	4.23
(2,507)	1:A:18:ILE:H	1:B:118:ILE:HG12	20	4.27	0.18	4.23
(2,111)	1:A:18:ILE:H	1:B:117:LEU:HA	20	4.23	0.02	4.24
(2,511)	1:A:18:ILE:H	1:B:117:LEU:HA	20	4.23	0.02	4.24
(2,109)	1:A:17:LEU:HA	1:B:118:ILE:H	20	4.23	0.02	4.23
(2,513)	1:A:17:LEU:HA	1:B:118:ILE:H	20	4.23	0.02	4.23
(2,43)	1:B:115:PHE:HB3	1:B:117:LEU:HB3	20	4.19	0.03	4.2
(2,41)	1:A:15:PHE:HB3	1:A:17:LEU:HB3	20	4.18	0.05	4.19

Continued on next page...

Continued from previous page...

Key	Atom-1	Atom-2	Models ¹	Mean (Å)	SD ¹ (Å)	Median (Å)
(2,15)	1:B:115:PHE:HB2	1:B:117:LEU:HD11	20	4.12	0.06	4.14
(2,15)	1:B:115:PHE:HB2	1:B:117:LEU:HD12	20	4.12	0.06	4.14
(2,15)	1:B:115:PHE:HB2	1:B:117:LEU:HD13	20	4.12	0.06	4.14
(2,11)	1:B:115:PHE:HB2	1:B:117:LEU:HD11	20	4.1	0.06	4.12
(2,11)	1:B:115:PHE:HB2	1:B:117:LEU:HD12	20	4.1	0.06	4.12
(2,11)	1:B:115:PHE:HB2	1:B:117:LEU:HD13	20	4.1	0.06	4.12
(2,13)	1:A:15:PHE:HB2	1:A:17:LEU:HD11	20	4.08	0.07	4.09
(2,13)	1:A:15:PHE:HB2	1:A:17:LEU:HD12	20	4.08	0.07	4.09
(2,13)	1:A:15:PHE:HB2	1:A:17:LEU:HD13	20	4.08	0.07	4.09
(2,199)	1:A:18:ILE:HD11	1:B:118:ILE:HB	20	4.07	0.27	4.0
(2,199)	1:A:18:ILE:HD12	1:B:118:ILE:HB	20	4.07	0.27	4.0
(2,199)	1:A:18:ILE:HD13	1:B:118:ILE:HB	20	4.07	0.27	4.0
(2,9)	1:A:15:PHE:HB2	1:A:17:LEU:HD11	20	4.06	0.07	4.07
(2,9)	1:A:15:PHE:HB2	1:A:17:LEU:HD12	20	4.06	0.07	4.07
(2,9)	1:A:15:PHE:HB2	1:A:17:LEU:HD13	20	4.06	0.07	4.07
(2,197)	1:A:18:ILE:HB	1:B:118:ILE:HD11	20	4.01	0.21	4.0
(2,197)	1:A:18:ILE:HB	1:B:118:ILE:HD12	20	4.01	0.21	4.0
(2,197)	1:A:18:ILE:HB	1:B:118:ILE:HD13	20	4.01	0.21	4.0
(2,59)	1:B:115:PHE:HD1	1:B:117:LEU:HB2	20	3.85	0.06	3.86
(2,59)	1:B:115:PHE:HD2	1:B:117:LEU:HB2	20	3.85	0.06	3.86
(2,34)	1:A:17:LEU:HB2	1:B:115:PHE:HB3	20	3.81	0.01	3.81
(2,40)	1:A:17:LEU:HB2	1:B:115:PHE:HB3	20	3.81	0.01	3.81
(2,57)	1:A:15:PHE:HD1	1:A:17:LEU:HB2	20	3.81	0.06	3.79
(2,57)	1:A:15:PHE:HD2	1:A:17:LEU:HB2	20	3.81	0.06	3.79
(2,36)	1:A:15:PHE:HB3	1:B:117:LEU:HB2	20	3.81	0.01	3.81
(2,38)	1:A:15:PHE:HB3	1:B:117:LEU:HB2	20	3.81	0.01	3.81
(2,4)	1:A:17:LEU:HD21	1:B:115:PHE:HB2	20	3.77	0.07	3.75
(2,4)	1:A:17:LEU:HD22	1:B:115:PHE:HB2	20	3.77	0.07	3.75
(2,4)	1:A:17:LEU:HD23	1:B:115:PHE:HB2	20	3.77	0.07	3.75
(2,6)	1:A:17:LEU:HD21	1:B:115:PHE:HB2	20	3.77	0.07	3.75
(2,6)	1:A:17:LEU:HD22	1:B:115:PHE:HB2	20	3.77	0.07	3.75
(2,6)	1:A:17:LEU:HD23	1:B:115:PHE:HB2	20	3.77	0.07	3.75
(2,2)	1:A:15:PHE:HB2	1:B:117:LEU:HD21	20	3.77	0.08	3.78
(2,2)	1:A:15:PHE:HB2	1:B:117:LEU:HD22	20	3.77	0.08	3.78
(2,2)	1:A:15:PHE:HB2	1:B:117:LEU:HD23	20	3.77	0.08	3.78
(2,8)	1:A:15:PHE:HB2	1:B:117:LEU:HD21	20	3.77	0.08	3.78
(2,8)	1:A:15:PHE:HB2	1:B:117:LEU:HD22	20	3.77	0.08	3.78
(2,8)	1:A:15:PHE:HB2	1:B:117:LEU:HD23	20	3.77	0.08	3.78
(2,399)	1:A:18:ILE:HG21	1:B:118:ILE:HG13	20	3.68	0.17	3.75
(2,399)	1:A:18:ILE:HG22	1:B:118:ILE:HG13	20	3.68	0.17	3.75
(2,399)	1:A:18:ILE:HG23	1:B:118:ILE:HG13	20	3.68	0.17	3.75
(2,397)	1:A:18:ILE:HG13	1:B:118:ILE:HG21	20	3.64	0.18	3.71

Continued on next page...

Continued from previous page...

Key	Atom-1	Atom-2	Models ¹	Mean (Å)	SD ¹ (Å)	Median (Å)
(2,397)	1:A:18:ILE:HG13	1:B:118:ILE:HG22	20	3.64	0.18	3.71
(2,397)	1:A:18:ILE:HG13	1:B:118:ILE:HG23	20	3.64	0.18	3.71
(2,31)	1:B:115:PHE:HB3	1:B:117:LEU:HD11	20	3.6	0.05	3.62
(2,31)	1:B:115:PHE:HB3	1:B:117:LEU:HD12	20	3.6	0.05	3.62
(2,31)	1:B:115:PHE:HB3	1:B:117:LEU:HD13	20	3.6	0.05	3.62
(2,115)	1:A:18:ILE:HG21	1:B:118:ILE:HG12	20	3.59	0.24	3.7
(2,115)	1:A:18:ILE:HG22	1:B:118:ILE:HG12	20	3.59	0.24	3.7
(2,115)	1:A:18:ILE:HG23	1:B:118:ILE:HG12	20	3.59	0.24	3.7
(2,113)	1:A:18:ILE:HG12	1:B:118:ILE:HG21	20	3.59	0.23	3.69
(2,113)	1:A:18:ILE:HG12	1:B:118:ILE:HG22	20	3.59	0.23	3.69
(2,113)	1:A:18:ILE:HG12	1:B:118:ILE:HG23	20	3.59	0.23	3.69
(2,29)	1:A:15:PHE:HB3	1:A:17:LEU:HD11	20	3.56	0.06	3.57
(2,29)	1:A:15:PHE:HB3	1:A:17:LEU:HD12	20	3.56	0.06	3.57
(2,29)	1:A:15:PHE:HB3	1:A:17:LEU:HD13	20	3.56	0.06	3.57
(2,39)	1:B:115:PHE:HB3	1:B:117:LEU:HB2	20	3.5	0.06	3.51
(2,183)	1:A:17:LEU:HD21	1:B:117:LEU:HB2	20	3.47	0.04	3.49
(2,183)	1:A:17:LEU:HD22	1:B:117:LEU:HB2	20	3.47	0.04	3.49
(2,183)	1:A:17:LEU:HD23	1:B:117:LEU:HB2	20	3.47	0.04	3.49
(2,181)	1:A:17:LEU:HB2	1:B:117:LEU:HD21	20	3.46	0.05	3.44
(2,181)	1:A:17:LEU:HB2	1:B:117:LEU:HD22	20	3.46	0.05	3.44
(2,181)	1:A:17:LEU:HB2	1:B:117:LEU:HD23	20	3.46	0.05	3.44
(2,37)	1:A:15:PHE:HB3	1:A:17:LEU:HB2	20	3.45	0.06	3.44
(2,296)	1:B:115:PHE:HD1	1:B:117:LEU:HD11	20	3.41	0.05	3.42
(2,296)	1:B:115:PHE:HD1	1:B:117:LEU:HD12	20	3.41	0.05	3.42
(2,296)	1:B:115:PHE:HD1	1:B:117:LEU:HD13	20	3.41	0.05	3.42
(2,296)	1:B:115:PHE:HD2	1:B:117:LEU:HD11	20	3.41	0.05	3.42
(2,296)	1:B:115:PHE:HD2	1:B:117:LEU:HD12	20	3.41	0.05	3.42
(2,296)	1:B:115:PHE:HD2	1:B:117:LEU:HD13	20	3.41	0.05	3.42
(2,27)	1:B:115:PHE:HB3	1:B:117:LEU:HD11	20	3.39	0.05	3.4
(2,27)	1:B:115:PHE:HB3	1:B:117:LEU:HD12	20	3.39	0.05	3.4
(2,27)	1:B:115:PHE:HB3	1:B:117:LEU:HD13	20	3.39	0.05	3.4
(2,294)	1:A:15:PHE:HD1	1:A:17:LEU:HD11	20	3.36	0.06	3.38
(2,294)	1:A:15:PHE:HD1	1:A:17:LEU:HD12	20	3.36	0.06	3.38
(2,294)	1:A:15:PHE:HD1	1:A:17:LEU:HD13	20	3.36	0.06	3.38
(2,294)	1:A:15:PHE:HD2	1:A:17:LEU:HD11	20	3.36	0.06	3.38
(2,294)	1:A:15:PHE:HD2	1:A:17:LEU:HD12	20	3.36	0.06	3.38
(2,294)	1:A:15:PHE:HD2	1:A:17:LEU:HD13	20	3.36	0.06	3.38
(2,25)	1:A:15:PHE:HB3	1:A:17:LEU:HD11	20	3.34	0.06	3.36
(2,25)	1:A:15:PHE:HB3	1:A:17:LEU:HD12	20	3.34	0.06	3.36
(2,25)	1:A:15:PHE:HB3	1:A:17:LEU:HD13	20	3.34	0.06	3.36
(2,35)	1:B:115:PHE:HB3	1:B:117:LEU:HB2	20	3.21	0.06	3.22
(2,10)	1:A:17:LEU:HD11	1:B:115:PHE:HB2	20	3.21	0.04	3.21

Continued on next page...

Continued from previous page...

Key	Atom-1	Atom-2	Models ¹	Mean (Å)	SD ¹ (Å)	Median (Å)
(2,10)	1:A:17:LEU:HD12	1:B:115:PHE:HB2	20	3.21	0.04	3.21
(2,10)	1:A:17:LEU:HD13	1:B:115:PHE:HB2	20	3.21	0.04	3.21
(2,16)	1:A:17:LEU:HD11	1:B:115:PHE:HB2	20	3.21	0.04	3.21
(2,16)	1:A:17:LEU:HD12	1:B:115:PHE:HB2	20	3.21	0.04	3.21
(2,16)	1:A:17:LEU:HD13	1:B:115:PHE:HB2	20	3.21	0.04	3.21
(2,12)	1:A:15:PHE:HB2	1:B:117:LEU:HD11	20	3.18	0.05	3.18
(2,12)	1:A:15:PHE:HB2	1:B:117:LEU:HD12	20	3.18	0.05	3.18
(2,12)	1:A:15:PHE:HB2	1:B:117:LEU:HD13	20	3.18	0.05	3.18
(2,14)	1:A:15:PHE:HB2	1:B:117:LEU:HD11	20	3.18	0.05	3.18
(2,14)	1:A:15:PHE:HB2	1:B:117:LEU:HD12	20	3.18	0.05	3.18
(2,14)	1:A:15:PHE:HB2	1:B:117:LEU:HD13	20	3.18	0.05	3.18
(2,33)	1:A:15:PHE:HB3	1:A:17:LEU:HB2	20	3.16	0.06	3.15
(2,141)	1:A:16:VAL:H	1:B:117:LEU:HD21	20	2.86	0.17	2.99
(2,141)	1:A:16:VAL:H	1:B:117:LEU:HD22	20	2.86	0.17	2.99
(2,141)	1:A:16:VAL:H	1:B:117:LEU:HD23	20	2.86	0.17	2.99
(2,213)	1:A:16:VAL:H	1:B:117:LEU:HD21	20	2.86	0.17	2.99
(2,213)	1:A:16:VAL:H	1:B:117:LEU:HD22	20	2.86	0.17	2.99
(2,213)	1:A:16:VAL:H	1:B:117:LEU:HD23	20	2.86	0.17	2.99
(2,58)	1:A:17:LEU:HB2	1:B:115:PHE:HD1	20	2.82	0.06	2.84
(2,58)	1:A:17:LEU:HB2	1:B:115:PHE:HD2	20	2.82	0.06	2.84
(2,64)	1:A:17:LEU:HB2	1:B:115:PHE:HD1	20	2.82	0.06	2.84
(2,64)	1:A:17:LEU:HB2	1:B:115:PHE:HD2	20	2.82	0.06	2.84
(2,60)	1:A:15:PHE:HD1	1:B:117:LEU:HB2	20	2.79	0.05	2.77
(2,60)	1:A:15:PHE:HD2	1:B:117:LEU:HB2	20	2.79	0.05	2.77
(2,62)	1:A:15:PHE:HD1	1:B:117:LEU:HB2	20	2.79	0.05	2.77
(2,62)	1:A:15:PHE:HD2	1:B:117:LEU:HB2	20	2.79	0.05	2.77
(2,143)	1:A:17:LEU:HD21	1:B:116:VAL:H	20	2.76	0.16	2.65
(2,143)	1:A:17:LEU:HD22	1:B:116:VAL:H	20	2.76	0.16	2.65
(2,143)	1:A:17:LEU:HD23	1:B:116:VAL:H	20	2.76	0.16	2.65
(2,211)	1:A:17:LEU:HD21	1:B:116:VAL:H	20	2.76	0.16	2.65
(2,211)	1:A:17:LEU:HD22	1:B:116:VAL:H	20	2.76	0.16	2.65
(2,211)	1:A:17:LEU:HD23	1:B:116:VAL:H	20	2.76	0.16	2.65
(2,166)	1:B:115:PHE:HD1	1:B:117:LEU:HD11	20	2.7	0.05	2.71
(2,166)	1:B:115:PHE:HD1	1:B:117:LEU:HD12	20	2.7	0.05	2.71
(2,166)	1:B:115:PHE:HD1	1:B:117:LEU:HD13	20	2.7	0.05	2.71
(2,166)	1:B:115:PHE:HD2	1:B:117:LEU:HD11	20	2.7	0.05	2.71
(2,166)	1:B:115:PHE:HD2	1:B:117:LEU:HD12	20	2.7	0.05	2.71
(2,166)	1:B:115:PHE:HD2	1:B:117:LEU:HD13	20	2.7	0.05	2.71
(2,164)	1:A:15:PHE:HD1	1:A:17:LEU:HD11	20	2.65	0.06	2.66
(2,164)	1:A:15:PHE:HD1	1:A:17:LEU:HD12	20	2.65	0.06	2.66
(2,164)	1:A:15:PHE:HD1	1:A:17:LEU:HD13	20	2.65	0.06	2.66
(2,164)	1:A:15:PHE:HD2	1:A:17:LEU:HD11	20	2.65	0.06	2.66

Continued on next page...

Continued from previous page...

Key	Atom-1	Atom-2	Models ¹	Mean (Å)	SD ¹ (Å)	Median (Å)
(2,164)	1:A:15:PHE:HD2	1:A:17:LEU:HD12	20	2.65	0.06	2.66
(2,164)	1:A:15:PHE:HD2	1:A:17:LEU:HD13	20	2.65	0.06	2.66
(2,107)	1:A:17:LEU:HD21	1:B:117:LEU:HA	20	2.61	0.12	2.67
(2,107)	1:A:17:LEU:HD22	1:B:117:LEU:HA	20	2.61	0.12	2.67
(2,107)	1:A:17:LEU:HD23	1:B:117:LEU:HA	20	2.61	0.12	2.67
(2,207)	1:A:17:LEU:HD21	1:B:117:LEU:HA	20	2.61	0.12	2.67
(2,207)	1:A:17:LEU:HD22	1:B:117:LEU:HA	20	2.61	0.12	2.67
(2,207)	1:A:17:LEU:HD23	1:B:117:LEU:HA	20	2.61	0.12	2.67
(2,165)	1:A:17:LEU:HD11	1:B:115:PHE:HD1	20	2.59	0.08	2.6
(2,165)	1:A:17:LEU:HD11	1:B:115:PHE:HD2	20	2.59	0.08	2.6
(2,165)	1:A:17:LEU:HD12	1:B:115:PHE:HD1	20	2.59	0.08	2.6
(2,165)	1:A:17:LEU:HD12	1:B:115:PHE:HD2	20	2.59	0.08	2.6
(2,165)	1:A:17:LEU:HD13	1:B:115:PHE:HD1	20	2.59	0.08	2.6
(2,165)	1:A:17:LEU:HD13	1:B:115:PHE:HD2	20	2.59	0.08	2.6
(2,297)	1:A:17:LEU:HD11	1:B:115:PHE:HD1	20	2.59	0.08	2.6
(2,297)	1:A:17:LEU:HD11	1:B:115:PHE:HD2	20	2.59	0.08	2.6
(2,297)	1:A:17:LEU:HD12	1:B:115:PHE:HD1	20	2.59	0.08	2.6
(2,297)	1:A:17:LEU:HD12	1:B:115:PHE:HD2	20	2.59	0.08	2.6
(2,297)	1:A:17:LEU:HD13	1:B:115:PHE:HD1	20	2.59	0.08	2.6
(2,297)	1:A:17:LEU:HD13	1:B:115:PHE:HD2	20	2.59	0.08	2.6
(2,105)	1:A:17:LEU:HA	1:B:117:LEU:HD21	20	2.55	0.13	2.45
(2,105)	1:A:17:LEU:HA	1:B:117:LEU:HD22	20	2.55	0.13	2.45
(2,105)	1:A:17:LEU:HA	1:B:117:LEU:HD23	20	2.55	0.13	2.45
(2,209)	1:A:17:LEU:HA	1:B:117:LEU:HD21	20	2.55	0.13	2.45
(2,209)	1:A:17:LEU:HA	1:B:117:LEU:HD22	20	2.55	0.13	2.45
(2,209)	1:A:17:LEU:HA	1:B:117:LEU:HD23	20	2.55	0.13	2.45
(2,167)	1:A:15:PHE:HD1	1:B:117:LEU:HD11	20	2.53	0.09	2.54
(2,167)	1:A:15:PHE:HD1	1:B:117:LEU:HD12	20	2.53	0.09	2.54
(2,167)	1:A:15:PHE:HD1	1:B:117:LEU:HD13	20	2.53	0.09	2.54
(2,167)	1:A:15:PHE:HD2	1:B:117:LEU:HD11	20	2.53	0.09	2.54
(2,167)	1:A:15:PHE:HD2	1:B:117:LEU:HD12	20	2.53	0.09	2.54
(2,167)	1:A:15:PHE:HD2	1:B:117:LEU:HD13	20	2.53	0.09	2.54
(2,295)	1:A:15:PHE:HD1	1:B:117:LEU:HD11	20	2.53	0.09	2.54
(2,295)	1:A:15:PHE:HD1	1:B:117:LEU:HD12	20	2.53	0.09	2.54
(2,295)	1:A:15:PHE:HD1	1:B:117:LEU:HD13	20	2.53	0.09	2.54
(2,295)	1:A:15:PHE:HD2	1:B:117:LEU:HD11	20	2.53	0.09	2.54
(2,295)	1:A:15:PHE:HD2	1:B:117:LEU:HD12	20	2.53	0.09	2.54
(2,295)	1:A:15:PHE:HD2	1:B:117:LEU:HD13	20	2.53	0.09	2.54
(2,5)	1:A:15:PHE:HB2	1:A:17:LEU:HD21	20	2.51	0.11	2.55
(2,5)	1:A:15:PHE:HB2	1:A:17:LEU:HD22	20	2.51	0.11	2.55
(2,5)	1:A:15:PHE:HB2	1:A:17:LEU:HD23	20	2.51	0.11	2.55
(2,18)	1:A:17:LEU:HD21	1:B:115:PHE:HB3	20	2.49	0.05	2.49

Continued on next page...

Continued from previous page...

Key	Atom-1	Atom-2	Models ¹	Mean (Å)	SD ¹ (Å)	Median (Å)
(2,18)	1:A:17:LEU:HD22	1:B:115:PHE:HB3	20	2.49	0.05	2.49
(2,18)	1:A:17:LEU:HD23	1:B:115:PHE:HB3	20	2.49	0.05	2.49
(2,24)	1:A:17:LEU:HD21	1:B:115:PHE:HB3	20	2.49	0.05	2.49
(2,24)	1:A:17:LEU:HD22	1:B:115:PHE:HB3	20	2.49	0.05	2.49
(2,24)	1:A:17:LEU:HD23	1:B:115:PHE:HB3	20	2.49	0.05	2.49
(2,221)	1:A:17:LEU:H	1:B:117:LEU:HD21	20	2.49	0.05	2.51
(2,221)	1:A:17:LEU:H	1:B:117:LEU:HD22	20	2.49	0.05	2.51
(2,221)	1:A:17:LEU:H	1:B:117:LEU:HD23	20	2.49	0.05	2.51
(2,373)	1:A:17:LEU:H	1:B:117:LEU:HD21	20	2.49	0.05	2.51
(2,373)	1:A:17:LEU:H	1:B:117:LEU:HD22	20	2.49	0.05	2.51
(2,373)	1:A:17:LEU:H	1:B:117:LEU:HD23	20	2.49	0.05	2.51
(2,7)	1:B:115:PHE:HB2	1:B:117:LEU:HD21	20	2.48	0.11	2.42
(2,7)	1:B:115:PHE:HB2	1:B:117:LEU:HD22	20	2.48	0.11	2.42
(2,7)	1:B:115:PHE:HB2	1:B:117:LEU:HD23	20	2.48	0.11	2.42
(2,20)	1:A:15:PHE:HB3	1:B:117:LEU:HD21	20	2.47	0.07	2.49
(2,20)	1:A:15:PHE:HB3	1:B:117:LEU:HD22	20	2.47	0.07	2.49
(2,20)	1:A:15:PHE:HB3	1:B:117:LEU:HD23	20	2.47	0.07	2.49
(2,22)	1:A:15:PHE:HB3	1:B:117:LEU:HD21	20	2.47	0.07	2.49
(2,22)	1:A:15:PHE:HB3	1:B:117:LEU:HD22	20	2.47	0.07	2.49
(2,22)	1:A:15:PHE:HB3	1:B:117:LEU:HD23	20	2.47	0.07	2.49
(2,138)	1:B:116:VAL:H	1:B:117:LEU:HD11	20	2.44	0.02	2.45
(2,138)	1:B:116:VAL:H	1:B:117:LEU:HD12	20	2.44	0.02	2.45
(2,138)	1:B:116:VAL:H	1:B:117:LEU:HD13	20	2.44	0.02	2.45
(2,219)	1:A:17:LEU:HD21	1:B:117:LEU:H	20	2.44	0.05	2.42
(2,219)	1:A:17:LEU:HD22	1:B:117:LEU:H	20	2.44	0.05	2.42
(2,219)	1:A:17:LEU:HD23	1:B:117:LEU:H	20	2.44	0.05	2.42
(2,375)	1:A:17:LEU:HD21	1:B:117:LEU:H	20	2.44	0.05	2.42
(2,375)	1:A:17:LEU:HD22	1:B:117:LEU:H	20	2.44	0.05	2.42
(2,375)	1:A:17:LEU:HD23	1:B:117:LEU:H	20	2.44	0.05	2.42
(2,136)	1:A:16:VAL:H	1:A:17:LEU:HD11	20	2.42	0.02	2.42
(2,136)	1:A:16:VAL:H	1:A:17:LEU:HD12	20	2.42	0.02	2.42
(2,136)	1:A:16:VAL:H	1:A:17:LEU:HD13	20	2.42	0.02	2.42
(2,225)	1:A:16:VAL:HA	1:B:117:LEU:HD21	20	2.38	0.06	2.41
(2,225)	1:A:16:VAL:HA	1:B:117:LEU:HD22	20	2.38	0.06	2.41
(2,225)	1:A:16:VAL:HA	1:B:117:LEU:HD23	20	2.38	0.06	2.41
(2,223)	1:A:17:LEU:HD21	1:B:116:VAL:HA	20	2.33	0.06	2.3
(2,223)	1:A:17:LEU:HD22	1:B:116:VAL:HA	20	2.33	0.06	2.3
(2,223)	1:A:17:LEU:HD23	1:B:116:VAL:HA	20	2.33	0.06	2.3
(2,1)	1:A:15:PHE:HB2	1:A:17:LEU:HD21	20	2.32	0.11	2.37
(2,1)	1:A:15:PHE:HB2	1:A:17:LEU:HD22	20	2.32	0.11	2.37
(2,1)	1:A:15:PHE:HB2	1:A:17:LEU:HD23	20	2.32	0.11	2.37
(2,26)	1:A:17:LEU:HD11	1:B:115:PHE:HB3	20	2.31	0.06	2.33

Continued on next page...

Continued from previous page...

Key	Atom-1	Atom-2	Models ¹	Mean (Å)	SD ¹ (Å)	Median (Å)
(2,26)	1:A:17:LEU:HD12	1:B:115:PHE:HB3	20	2.31	0.06	2.33
(2,26)	1:A:17:LEU:HD13	1:B:115:PHE:HB3	20	2.31	0.06	2.33
(2,32)	1:A:17:LEU:HD11	1:B:115:PHE:HB3	20	2.31	0.06	2.33
(2,32)	1:A:17:LEU:HD12	1:B:115:PHE:HB3	20	2.31	0.06	2.33
(2,32)	1:A:17:LEU:HD13	1:B:115:PHE:HB3	20	2.31	0.06	2.33
(2,3)	1:B:115:PHE:HB2	1:B:117:LEU:HD21	20	2.29	0.11	2.22
(2,3)	1:B:115:PHE:HB2	1:B:117:LEU:HD22	20	2.29	0.11	2.22
(2,3)	1:B:115:PHE:HB2	1:B:117:LEU:HD23	20	2.29	0.11	2.22
(2,28)	1:A:15:PHE:HB3	1:B:117:LEU:HD11	20	2.28	0.06	2.27
(2,28)	1:A:15:PHE:HB3	1:B:117:LEU:HD12	20	2.28	0.06	2.27
(2,28)	1:A:15:PHE:HB3	1:B:117:LEU:HD13	20	2.28	0.06	2.27
(2,30)	1:A:15:PHE:HB3	1:B:117:LEU:HD11	20	2.28	0.06	2.27
(2,30)	1:A:15:PHE:HB3	1:B:117:LEU:HD12	20	2.28	0.06	2.27
(2,30)	1:A:15:PHE:HB3	1:B:117:LEU:HD13	20	2.28	0.06	2.27
(2,42)	1:A:17:LEU:HB3	1:B:115:PHE:HB3	20	2.17	0.02	2.16
(2,48)	1:A:17:LEU:HB3	1:B:115:PHE:HB3	20	2.17	0.02	2.16
(2,44)	1:A:15:PHE:HB3	1:B:117:LEU:HB3	20	2.16	0.02	2.16
(2,46)	1:A:15:PHE:HB3	1:B:117:LEU:HB3	20	2.16	0.02	2.16
(2,50)	1:A:15:PHE:HD1	1:B:117:LEU:HB3	20	1.99	0.0	1.99
(2,50)	1:A:15:PHE:HD2	1:B:117:LEU:HB3	20	1.99	0.0	1.99
(2,56)	1:A:15:PHE:HD1	1:B:117:LEU:HB3	20	1.99	0.0	1.99
(2,56)	1:A:15:PHE:HD2	1:B:117:LEU:HB3	20	1.99	0.0	1.99
(2,52)	1:A:17:LEU:HB3	1:B:115:PHE:HD1	20	1.98	0.0	1.98
(2,52)	1:A:17:LEU:HB3	1:B:115:PHE:HD2	20	1.98	0.0	1.98
(2,54)	1:A:17:LEU:HB3	1:B:115:PHE:HD1	20	1.98	0.0	1.98
(2,54)	1:A:17:LEU:HB3	1:B:115:PHE:HD2	20	1.98	0.0	1.98
(2,21)	1:A:15:PHE:HB3	1:A:17:LEU:HD21	20	1.46	0.1	1.49
(2,21)	1:A:15:PHE:HB3	1:A:17:LEU:HD22	20	1.46	0.1	1.49
(2,21)	1:A:15:PHE:HB3	1:A:17:LEU:HD23	20	1.46	0.1	1.49
(2,23)	1:B:115:PHE:HB3	1:B:117:LEU:HD21	20	1.44	0.1	1.38
(2,23)	1:B:115:PHE:HB3	1:B:117:LEU:HD22	20	1.44	0.1	1.38
(2,23)	1:B:115:PHE:HB3	1:B:117:LEU:HD23	20	1.44	0.1	1.38
(2,84)	1:A:15:PHE:H	1:B:119:ARG:HB3	20	1.43	0.03	1.44
(2,85)	1:A:19:ARG:HB3	1:B:115:PHE:H	20	1.39	0.06	1.4
(2,17)	1:A:15:PHE:HB3	1:A:17:LEU:HD21	20	1.39	0.1	1.42
(2,17)	1:A:15:PHE:HB3	1:A:17:LEU:HD22	20	1.39	0.1	1.42
(2,17)	1:A:15:PHE:HB3	1:A:17:LEU:HD23	20	1.39	0.1	1.42
(2,162)	1:B:116:VAL:H	1:B:117:LEU:HD11	20	1.37	0.02	1.38
(2,162)	1:B:116:VAL:H	1:B:117:LEU:HD12	20	1.37	0.02	1.38
(2,162)	1:B:116:VAL:H	1:B:117:LEU:HD13	20	1.37	0.02	1.38
(2,19)	1:B:115:PHE:HB3	1:B:117:LEU:HD21	20	1.37	0.1	1.31
(2,19)	1:B:115:PHE:HB3	1:B:117:LEU:HD22	20	1.37	0.1	1.31

Continued on next page...

Continued from previous page...

Key	Atom-1	Atom-2	Models ¹	Mean (Å)	SD ¹ (Å)	Median (Å)
(2,19)	1:B:115:PHE:HB3	1:B:117:LEU:HD23	20	1.37	0.1	1.31
(2,160)	1:A:16:VAL:H	1:A:17:LEU:HD11	20	1.35	0.02	1.35
(2,160)	1:A:16:VAL:H	1:A:17:LEU:HD12	20	1.35	0.02	1.35
(2,160)	1:A:16:VAL:H	1:A:17:LEU:HD13	20	1.35	0.02	1.35
(2,442)	1:B:116:VAL:HA	1:B:117:LEU:HB3	20	1.1	0.01	1.1
(2,440)	1:A:16:VAL:HA	1:A:17:LEU:HB3	20	1.09	0.01	1.09
(2,87)	1:B:121:CYS:H	1:B:122:ARG:HG3	20	0.98	0.02	0.99
(2,86)	1:A:21:CYS:H	1:A:22:ARG:HG3	20	0.97	0.04	0.97
(2,82)	1:A:21:CYS:HB3	1:A:22:ARG:HG3	20	0.78	0.02	0.78
(2,83)	1:B:121:CYS:HB3	1:B:122:ARG:HG3	20	0.77	0.02	0.77
(2,390)	1:B:117:LEU:H	1:B:117:LEU:HB3	20	0.76	0.01	0.77
(2,388)	1:A:17:LEU:H	1:A:17:LEU:HB3	20	0.76	0.01	0.75
(2,432)	1:B:117:LEU:H	1:B:117:LEU:HB3	20	0.59	0.01	0.6
(2,430)	1:A:17:LEU:H	1:A:17:LEU:HB3	20	0.59	0.01	0.58
(2,210)	1:A:16:VAL:H	1:A:17:LEU:HD21	20	0.52	0.11	0.58
(2,210)	1:A:16:VAL:H	1:A:17:LEU:HD22	20	0.52	0.11	0.58
(2,210)	1:A:16:VAL:H	1:A:17:LEU:HD23	20	0.52	0.11	0.58
(2,212)	1:B:116:VAL:H	1:B:117:LEU:HD21	20	0.47	0.12	0.38
(2,212)	1:B:116:VAL:H	1:B:117:LEU:HD22	20	0.47	0.12	0.38
(2,212)	1:B:116:VAL:H	1:B:117:LEU:HD23	20	0.47	0.12	0.38
(2,308)	1:A:15:PHE:HD1	1:B:119:ARG:HB3	20	0.38	0.03	0.38
(2,308)	1:A:15:PHE:HD2	1:B:119:ARG:HB3	20	0.38	0.03	0.38
(2,309)	1:A:19:ARG:HB3	1:B:115:PHE:HD1	20	0.37	0.03	0.38
(2,309)	1:A:19:ARG:HB3	1:B:115:PHE:HD2	20	0.37	0.03	0.38
(2,76)	1:A:17:LEU:HA	1:A:18:ILE:HB	20	0.21	0.01	0.21
(2,78)	1:B:117:LEU:HA	1:B:118:ILE:HB	20	0.2	0.01	0.2
(2,404)	1:A:22:ARG:HG2	1:B:112:ILE:HA	20	0.2	0.05	0.19
(2,405)	1:A:12:ILE:HA	1:B:122:ARG:HG2	20	0.19	0.03	0.18
(2,174)	1:B:116:VAL:HA	1:B:117:LEU:HD11	20	0.19	0.01	0.19
(2,174)	1:B:116:VAL:HA	1:B:117:LEU:HD12	20	0.19	0.01	0.19
(2,174)	1:B:116:VAL:HA	1:B:117:LEU:HD13	20	0.19	0.01	0.19
(2,172)	1:A:16:VAL:HA	1:A:17:LEU:HD11	20	0.18	0.02	0.18
(2,172)	1:A:16:VAL:HA	1:A:17:LEU:HD12	20	0.18	0.02	0.18
(2,172)	1:A:16:VAL:HA	1:A:17:LEU:HD13	20	0.18	0.02	0.18
(2,425)	1:B:115:PHE:H	1:B:115:PHE:HB3	20	0.15	0.01	0.15
(2,424)	1:A:15:PHE:H	1:A:15:PHE:HB3	20	0.15	0.0	0.15
(2,252)	1:B:118:ILE:HA	1:B:118:ILE:HD11	19	0.14	0.02	0.14
(2,252)	1:B:118:ILE:HA	1:B:118:ILE:HD12	19	0.14	0.02	0.14
(2,252)	1:B:118:ILE:HA	1:B:118:ILE:HD13	19	0.14	0.02	0.14
(2,250)	1:A:18:ILE:HA	1:A:18:ILE:HD11	17	0.13	0.01	0.13
(2,250)	1:A:18:ILE:HA	1:A:18:ILE:HD12	17	0.13	0.01	0.13
(2,250)	1:A:18:ILE:HA	1:A:18:ILE:HD13	17	0.13	0.01	0.13

Continued on next page...

Continued from previous page...

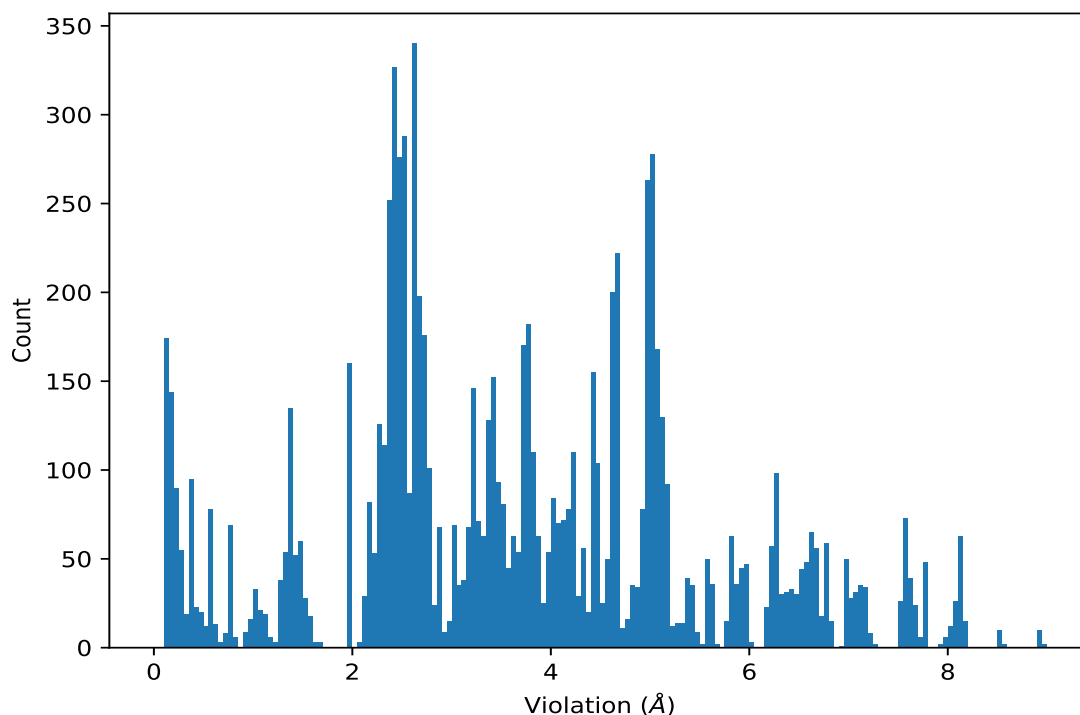
Key	Atom-1	Atom-2	Models ¹	Mean (Å)	SD ¹ (Å)	Median (Å)
(2,216)	1:B:117:LEU:HD21	1:B:118:ILE:HA	14	0.24	0.06	0.26
(2,216)	1:B:117:LEU:HD22	1:B:118:ILE:HA	14	0.24	0.06	0.26
(2,216)	1:B:117:LEU:HD23	1:B:118:ILE:HA	14	0.24	0.06	0.26
(2,262)	1:A:12:ILE:HA	1:A:12:ILE:HG12	8	0.38	0.01	0.38
(2,214)	1:A:17:LEU:HD21	1:A:18:ILE:HA	7	0.23	0.06	0.26
(2,214)	1:A:17:LEU:HD22	1:A:18:ILE:HA	7	0.23	0.06	0.26
(2,214)	1:A:17:LEU:HD23	1:A:18:ILE:HA	7	0.23	0.06	0.26
(2,356)	1:A:16:VAL:HG11	1:A:17:LEU:H	6	0.15	0.02	0.15
(2,356)	1:A:16:VAL:HG12	1:A:17:LEU:H	6	0.15	0.02	0.15
(2,356)	1:A:16:VAL:HG13	1:A:17:LEU:H	6	0.15	0.02	0.15
(2,94)	1:A:15:PHE:HA	1:A:16:VAL:HG21	5	1.02	0.0	1.02
(2,94)	1:A:15:PHE:HA	1:A:16:VAL:HG22	5	1.02	0.0	1.02
(2,94)	1:A:15:PHE:HA	1:A:16:VAL:HG23	5	1.02	0.0	1.02
(2,148)	1:A:16:VAL:H	1:A:16:VAL:HG21	5	0.49	0.01	0.49
(2,148)	1:A:16:VAL:H	1:A:16:VAL:HG22	5	0.49	0.01	0.49
(2,148)	1:A:16:VAL:H	1:A:16:VAL:HG23	5	0.49	0.01	0.49
(2,376)	1:A:16:VAL:HB	1:A:17:LEU:H	5	0.17	0.0	0.17
(2,70)	1:A:15:PHE:HD1	1:B:119:ARG:HG2	4	0.12	0.02	0.12
(2,70)	1:A:15:PHE:HD2	1:B:119:ARG:HG2	4	0.12	0.02	0.12
(2,334)	1:A:18:ILE:HG21	1:A:19:ARG:H	2	0.15	0.0	0.15
(2,334)	1:A:18:ILE:HG22	1:A:19:ARG:H	2	0.15	0.0	0.15
(2,334)	1:A:18:ILE:HG23	1:A:19:ARG:H	2	0.15	0.0	0.15
(2,458)	1:A:19:ARG:HG2	1:A:20:VAL:H	2	0.15	0.0	0.15
(2,71)	1:A:19:ARG:HG2	1:B:115:PHE:HD1	2	0.15	0.02	0.15
(2,71)	1:A:19:ARG:HG2	1:B:115:PHE:HD2	2	0.15	0.02	0.15

¹Number of violated models, ²Standard deviation

9.5 All violated distance restraints [i](#)

9.5.1 Histogram : Distribution of distance violations [i](#)

The following histogram shows the distribution of the absolute value of the violation for all violated restraints in the ensemble.



9.5.2 Table : All distance violations [i](#)

The following table lists the absolute value of the violation for each restraint in the ensemble sorted by its value. The Key (restraint list ID, restraint ID) is the unique identifier for a given restraint. Rows with same key represent combinatorial or ambiguous restraints and are counted as a single restraint.

Key	Atom-1	Atom-2	Model ID	Violation (Å)
(2,231)	1:A:16:VAL:HB	1:B:116:VAL:H	20	8.97
(2,147)	1:A:16:VAL:HB	1:B:116:VAL:H	20	8.97
(2,233)	1:A:16:VAL:H	1:B:116:VAL:HB	19	8.94
(2,145)	1:A:16:VAL:H	1:B:116:VAL:HB	19	8.94
(2,231)	1:A:16:VAL:HB	1:B:116:VAL:H	16	8.93
(2,147)	1:A:16:VAL:HB	1:B:116:VAL:H	16	8.93
(2,231)	1:A:16:VAL:HB	1:B:116:VAL:H	1	8.91
(2,231)	1:A:16:VAL:HB	1:B:116:VAL:H	12	8.91
(2,231)	1:A:16:VAL:HB	1:B:116:VAL:H	15	8.91
(2,147)	1:A:16:VAL:HB	1:B:116:VAL:H	1	8.91
(2,147)	1:A:16:VAL:HB	1:B:116:VAL:H	12	8.91
(2,147)	1:A:16:VAL:HB	1:B:116:VAL:H	15	8.91
(2,379)	1:A:16:VAL:HB	1:B:117:LEU:H	16	8.55
(2,235)	1:A:16:VAL:HB	1:B:117:LEU:H	16	8.55
(2,377)	1:A:17:LEU:H	1:B:116:VAL:HB	19	8.54
(2,237)	1:A:17:LEU:H	1:B:116:VAL:HB	19	8.54

Continued on next page...

Continued from previous page...

Key	Atom-1	Atom-2	Model ID	Violation (Å)
(2,379)	1:A:16:VAL:HB	1:B:117:LEU:H	1	8.53
(2,235)	1:A:16:VAL:HB	1:B:117:LEU:H	1	8.53
(2,379)	1:A:16:VAL:HB	1:B:117:LEU:H	12	8.52
(2,379)	1:A:16:VAL:HB	1:B:117:LEU:H	15	8.52
(2,235)	1:A:16:VAL:HB	1:B:117:LEU:H	12	8.52
(2,235)	1:A:16:VAL:HB	1:B:117:LEU:H	15	8.52
(2,379)	1:A:16:VAL:HB	1:B:117:LEU:H	20	8.51
(2,235)	1:A:16:VAL:HB	1:B:117:LEU:H	20	8.51
(2,133)	1:A:16:VAL:HG11	1:B:116:VAL:H	11	8.19
(2,133)	1:A:16:VAL:HG12	1:B:116:VAL:H	11	8.19
(2,133)	1:A:16:VAL:HG13	1:B:116:VAL:H	11	8.19
(2,149)	1:A:16:VAL:H	1:B:116:VAL:HG21	11	8.18
(2,149)	1:A:16:VAL:H	1:B:116:VAL:HG22	11	8.18
(2,149)	1:A:16:VAL:H	1:B:116:VAL:HG23	11	8.18
(2,131)	1:A:16:VAL:H	1:B:116:VAL:HG11	18	8.18
(2,131)	1:A:16:VAL:H	1:B:116:VAL:HG12	18	8.18
(2,131)	1:A:16:VAL:H	1:B:116:VAL:HG13	18	8.18
(2,151)	1:A:16:VAL:HG21	1:B:116:VAL:H	18	8.17
(2,151)	1:A:16:VAL:HG22	1:B:116:VAL:H	18	8.17
(2,151)	1:A:16:VAL:HG23	1:B:116:VAL:H	18	8.17
(2,131)	1:A:16:VAL:H	1:B:116:VAL:HG11	20	8.17
(2,131)	1:A:16:VAL:H	1:B:116:VAL:HG12	20	8.17
(2,131)	1:A:16:VAL:H	1:B:116:VAL:HG13	20	8.17
(2,133)	1:A:16:VAL:HG11	1:B:116:VAL:H	9	8.14
(2,133)	1:A:16:VAL:HG12	1:B:116:VAL:H	9	8.14
(2,133)	1:A:16:VAL:HG13	1:B:116:VAL:H	9	8.14
(2,131)	1:A:16:VAL:H	1:B:116:VAL:HG11	13	8.14
(2,131)	1:A:16:VAL:H	1:B:116:VAL:HG12	13	8.14
(2,131)	1:A:16:VAL:H	1:B:116:VAL:HG13	13	8.14
(2,133)	1:A:16:VAL:HG11	1:B:116:VAL:H	17	8.13
(2,133)	1:A:16:VAL:HG12	1:B:116:VAL:H	17	8.13
(2,133)	1:A:16:VAL:HG13	1:B:116:VAL:H	17	8.13
(2,131)	1:A:16:VAL:H	1:B:116:VAL:HG11	14	8.13
(2,131)	1:A:16:VAL:H	1:B:116:VAL:HG12	14	8.13
(2,131)	1:A:16:VAL:H	1:B:116:VAL:HG13	14	8.13
(2,149)	1:A:16:VAL:H	1:B:116:VAL:HG21	9	8.12
(2,149)	1:A:16:VAL:H	1:B:116:VAL:HG22	9	8.12
(2,149)	1:A:16:VAL:H	1:B:116:VAL:HG23	9	8.12
(2,149)	1:A:16:VAL:H	1:B:116:VAL:HG21	17	8.12
(2,149)	1:A:16:VAL:H	1:B:116:VAL:HG22	17	8.12
(2,149)	1:A:16:VAL:H	1:B:116:VAL:HG23	17	8.12
(2,133)	1:A:16:VAL:HG11	1:B:116:VAL:H	2	8.12

Continued on next page...

Continued from previous page...

Key	Atom-1	Atom-2	Model ID	Violation (Å)
(2,133)	1:A:16:VAL:HG12	1:B:116:VAL:H	2	8.12
(2,133)	1:A:16:VAL:HG13	1:B:116:VAL:H	2	8.12
(2,133)	1:A:16:VAL:HG11	1:B:116:VAL:H	7	8.12
(2,133)	1:A:16:VAL:HG12	1:B:116:VAL:H	7	8.12
(2,133)	1:A:16:VAL:HG13	1:B:116:VAL:H	7	8.12
(2,151)	1:A:16:VAL:HG21	1:B:116:VAL:H	3	8.11
(2,151)	1:A:16:VAL:HG22	1:B:116:VAL:H	3	8.11
(2,151)	1:A:16:VAL:HG23	1:B:116:VAL:H	3	8.11
(2,151)	1:A:16:VAL:HG21	1:B:116:VAL:H	19	8.11
(2,151)	1:A:16:VAL:HG22	1:B:116:VAL:H	19	8.11
(2,151)	1:A:16:VAL:HG23	1:B:116:VAL:H	19	8.11
(2,149)	1:A:16:VAL:H	1:B:116:VAL:HG21	1	8.11
(2,149)	1:A:16:VAL:H	1:B:116:VAL:HG22	1	8.11
(2,149)	1:A:16:VAL:H	1:B:116:VAL:HG23	1	8.11
(2,149)	1:A:16:VAL:H	1:B:116:VAL:HG21	3	8.11
(2,149)	1:A:16:VAL:H	1:B:116:VAL:HG22	3	8.11
(2,149)	1:A:16:VAL:H	1:B:116:VAL:HG23	3	8.11
(2,149)	1:A:16:VAL:H	1:B:116:VAL:HG21	7	8.11
(2,149)	1:A:16:VAL:H	1:B:116:VAL:HG22	7	8.11
(2,149)	1:A:16:VAL:H	1:B:116:VAL:HG23	7	8.11
(2,149)	1:A:16:VAL:H	1:B:116:VAL:HG21	16	8.11
(2,149)	1:A:16:VAL:H	1:B:116:VAL:HG22	16	8.11
(2,149)	1:A:16:VAL:H	1:B:116:VAL:HG23	16	8.11
(2,151)	1:A:16:VAL:HG21	1:B:116:VAL:H	6	8.1
(2,151)	1:A:16:VAL:HG22	1:B:116:VAL:H	6	8.1
(2,151)	1:A:16:VAL:HG23	1:B:116:VAL:H	6	8.1
(2,151)	1:A:16:VAL:HG21	1:B:116:VAL:H	13	8.1
(2,151)	1:A:16:VAL:HG22	1:B:116:VAL:H	13	8.1
(2,151)	1:A:16:VAL:HG23	1:B:116:VAL:H	13	8.1
(2,149)	1:A:16:VAL:H	1:B:116:VAL:HG21	2	8.1
(2,149)	1:A:16:VAL:H	1:B:116:VAL:HG22	2	8.1
(2,149)	1:A:16:VAL:H	1:B:116:VAL:HG23	2	8.1
(2,149)	1:A:16:VAL:H	1:B:116:VAL:HG21	6	8.1
(2,149)	1:A:16:VAL:H	1:B:116:VAL:HG22	6	8.1
(2,149)	1:A:16:VAL:H	1:B:116:VAL:HG23	6	8.1
(2,149)	1:A:16:VAL:H	1:B:116:VAL:HG21	15	8.1
(2,149)	1:A:16:VAL:H	1:B:116:VAL:HG22	15	8.1
(2,149)	1:A:16:VAL:H	1:B:116:VAL:HG23	15	8.1
(2,133)	1:A:16:VAL:HG11	1:B:116:VAL:H	5	8.1
(2,133)	1:A:16:VAL:HG12	1:B:116:VAL:H	5	8.1
(2,133)	1:A:16:VAL:HG13	1:B:116:VAL:H	5	8.1
(2,131)	1:A:16:VAL:H	1:B:116:VAL:HG11	8	8.1

Continued on next page...

Continued from previous page...

Key	Atom-1	Atom-2	Model ID	Violation (Å)
(2,131)	1:A:16:VAL:H	1:B:116:VAL:HG12	8	8.1
(2,131)	1:A:16:VAL:H	1:B:116:VAL:HG13	8	8.1
(2,379)	1:A:16:VAL:HB	1:B:117:LEU:H	17	8.09
(2,235)	1:A:16:VAL:HB	1:B:117:LEU:H	17	8.09
(2,149)	1:A:16:VAL:H	1:B:116:VAL:HG21	4	8.09
(2,149)	1:A:16:VAL:H	1:B:116:VAL:HG22	4	8.09
(2,149)	1:A:16:VAL:H	1:B:116:VAL:HG23	4	8.09
(2,149)	1:A:16:VAL:H	1:B:116:VAL:HG21	10	8.09
(2,149)	1:A:16:VAL:H	1:B:116:VAL:HG22	10	8.09
(2,149)	1:A:16:VAL:H	1:B:116:VAL:HG23	10	8.09
(2,149)	1:A:16:VAL:H	1:B:116:VAL:HG21	12	8.09
(2,149)	1:A:16:VAL:H	1:B:116:VAL:HG22	12	8.09
(2,149)	1:A:16:VAL:H	1:B:116:VAL:HG23	12	8.09
(2,151)	1:A:16:VAL:HG21	1:B:116:VAL:H	4	8.08
(2,151)	1:A:16:VAL:HG22	1:B:116:VAL:H	4	8.08
(2,151)	1:A:16:VAL:HG23	1:B:116:VAL:H	4	8.08
(2,151)	1:A:16:VAL:HG21	1:B:116:VAL:H	8	8.08
(2,151)	1:A:16:VAL:HG22	1:B:116:VAL:H	8	8.08
(2,151)	1:A:16:VAL:HG23	1:B:116:VAL:H	8	8.08
(2,151)	1:A:16:VAL:HG21	1:B:116:VAL:H	10	8.08
(2,151)	1:A:16:VAL:HG22	1:B:116:VAL:H	10	8.08
(2,151)	1:A:16:VAL:HG23	1:B:116:VAL:H	10	8.08
(2,149)	1:A:16:VAL:H	1:B:116:VAL:HG21	5	8.07
(2,149)	1:A:16:VAL:H	1:B:116:VAL:HG22	5	8.07
(2,149)	1:A:16:VAL:H	1:B:116:VAL:HG23	5	8.07
(2,151)	1:A:16:VAL:HG21	1:B:116:VAL:H	14	8.06
(2,151)	1:A:16:VAL:HG22	1:B:116:VAL:H	14	8.06
(2,151)	1:A:16:VAL:HG23	1:B:116:VAL:H	14	8.06
(2,379)	1:A:16:VAL:HB	1:B:117:LEU:H	9	8.04
(2,235)	1:A:16:VAL:HB	1:B:117:LEU:H	9	8.04
(2,377)	1:A:17:LEU:H	1:B:116:VAL:HB	14	8.03
(2,237)	1:A:17:LEU:H	1:B:116:VAL:HB	14	8.03
(2,379)	1:A:16:VAL:HB	1:B:117:LEU:H	7	8.02
(2,235)	1:A:16:VAL:HB	1:B:117:LEU:H	7	8.02
(2,379)	1:A:16:VAL:HB	1:B:117:LEU:H	2	8.01
(2,377)	1:A:17:LEU:H	1:B:116:VAL:HB	13	8.01
(2,237)	1:A:17:LEU:H	1:B:116:VAL:HB	13	8.01
(2,235)	1:A:16:VAL:HB	1:B:117:LEU:H	2	8.01
(2,379)	1:A:16:VAL:HB	1:B:117:LEU:H	11	8.0
(2,235)	1:A:16:VAL:HB	1:B:117:LEU:H	11	8.0
(2,377)	1:A:17:LEU:H	1:B:116:VAL:HB	18	7.98
(2,237)	1:A:17:LEU:H	1:B:116:VAL:HB	18	7.98

Continued on next page...

Continued from previous page...

Key	Atom-1	Atom-2	Model ID	Violation (Å)
(2,379)	1:A:16:VAL:HB	1:B:117:LEU:H	5	7.97
(2,377)	1:A:17:LEU:H	1:B:116:VAL:HB	8	7.97
(2,237)	1:A:17:LEU:H	1:B:116:VAL:HB	8	7.97
(2,235)	1:A:16:VAL:HB	1:B:117:LEU:H	5	7.97
(2,377)	1:A:17:LEU:H	1:B:116:VAL:HB	20	7.94
(2,237)	1:A:17:LEU:H	1:B:116:VAL:HB	20	7.94
(2,379)	1:A:16:VAL:HB	1:B:117:LEU:H	19	7.79
(2,377)	1:A:17:LEU:H	1:B:116:VAL:HB	1	7.79
(2,237)	1:A:17:LEU:H	1:B:116:VAL:HB	1	7.79
(2,235)	1:A:16:VAL:HB	1:B:117:LEU:H	19	7.79
(2,379)	1:A:16:VAL:HB	1:B:117:LEU:H	6	7.78
(2,377)	1:A:17:LEU:H	1:B:116:VAL:HB	2	7.78
(2,377)	1:A:17:LEU:H	1:B:116:VAL:HB	3	7.78
(2,377)	1:A:17:LEU:H	1:B:116:VAL:HB	12	7.78
(2,377)	1:A:17:LEU:H	1:B:116:VAL:HB	15	7.78
(2,377)	1:A:17:LEU:H	1:B:116:VAL:HB	16	7.78
(2,377)	1:A:17:LEU:H	1:B:116:VAL:HB	17	7.78
(2,237)	1:A:17:LEU:H	1:B:116:VAL:HB	2	7.78
(2,237)	1:A:17:LEU:H	1:B:116:VAL:HB	3	7.78
(2,237)	1:A:17:LEU:H	1:B:116:VAL:HB	12	7.78
(2,237)	1:A:17:LEU:H	1:B:116:VAL:HB	15	7.78
(2,237)	1:A:17:LEU:H	1:B:116:VAL:HB	16	7.78
(2,237)	1:A:17:LEU:H	1:B:116:VAL:HB	17	7.78
(2,235)	1:A:16:VAL:HB	1:B:117:LEU:H	6	7.78
(2,379)	1:A:16:VAL:HB	1:B:117:LEU:H	3	7.77
(2,377)	1:A:17:LEU:H	1:B:116:VAL:HB	4	7.77
(2,377)	1:A:17:LEU:H	1:B:116:VAL:HB	6	7.77
(2,377)	1:A:17:LEU:H	1:B:116:VAL:HB	7	7.77
(2,377)	1:A:17:LEU:H	1:B:116:VAL:HB	9	7.77
(2,237)	1:A:17:LEU:H	1:B:116:VAL:HB	4	7.77
(2,237)	1:A:17:LEU:H	1:B:116:VAL:HB	6	7.77
(2,237)	1:A:17:LEU:H	1:B:116:VAL:HB	7	7.77
(2,237)	1:A:17:LEU:H	1:B:116:VAL:HB	9	7.77
(2,235)	1:A:16:VAL:HB	1:B:117:LEU:H	3	7.77
(2,231)	1:A:16:VAL:HB	1:B:116:VAL:H	11	7.77
(2,147)	1:A:16:VAL:HB	1:B:116:VAL:H	11	7.77
(2,379)	1:A:16:VAL:HB	1:B:117:LEU:H	4	7.76
(2,379)	1:A:16:VAL:HB	1:B:117:LEU:H	8	7.76
(2,379)	1:A:16:VAL:HB	1:B:117:LEU:H	10	7.76
(2,379)	1:A:16:VAL:HB	1:B:117:LEU:H	13	7.76
(2,377)	1:A:17:LEU:H	1:B:116:VAL:HB	5	7.76
(2,377)	1:A:17:LEU:H	1:B:116:VAL:HB	10	7.76

Continued on next page...

Continued from previous page...

Key	Atom-1	Atom-2	Model ID	Violation (Å)
(2,237)	1:A:17:LEU:H	1:B:116:VAL:HB	5	7.76
(2,237)	1:A:17:LEU:H	1:B:116:VAL:HB	10	7.76
(2,235)	1:A:16:VAL:HB	1:B:117:LEU:H	4	7.76
(2,235)	1:A:16:VAL:HB	1:B:117:LEU:H	8	7.76
(2,235)	1:A:16:VAL:HB	1:B:117:LEU:H	10	7.76
(2,235)	1:A:16:VAL:HB	1:B:117:LEU:H	13	7.76
(2,233)	1:A:16:VAL:H	1:B:116:VAL:HB	18	7.76
(2,145)	1:A:16:VAL:H	1:B:116:VAL:HB	18	7.76
(2,379)	1:A:16:VAL:HB	1:B:117:LEU:H	14	7.75
(2,377)	1:A:17:LEU:H	1:B:116:VAL:HB	11	7.75
(2,237)	1:A:17:LEU:H	1:B:116:VAL:HB	11	7.75
(2,235)	1:A:16:VAL:HB	1:B:117:LEU:H	14	7.75
(2,379)	1:A:16:VAL:HB	1:B:117:LEU:H	18	7.73
(2,235)	1:A:16:VAL:HB	1:B:117:LEU:H	18	7.73
(2,233)	1:A:16:VAL:H	1:B:116:VAL:HB	11	7.71
(2,145)	1:A:16:VAL:H	1:B:116:VAL:HB	11	7.71
(2,231)	1:A:16:VAL:HB	1:B:116:VAL:H	17	7.7
(2,147)	1:A:16:VAL:HB	1:B:116:VAL:H	17	7.7
(2,233)	1:A:16:VAL:H	1:B:116:VAL:HB	14	7.69
(2,231)	1:A:16:VAL:HB	1:B:116:VAL:H	18	7.69
(2,147)	1:A:16:VAL:HB	1:B:116:VAL:H	18	7.69
(2,145)	1:A:16:VAL:H	1:B:116:VAL:HB	14	7.69
(2,359)	1:A:16:VAL:HG11	1:B:117:LEU:H	9	7.68
(2,359)	1:A:16:VAL:HG12	1:B:117:LEU:H	9	7.68
(2,359)	1:A:16:VAL:HG13	1:B:117:LEU:H	9	7.68
(2,359)	1:A:16:VAL:HG11	1:B:117:LEU:H	17	7.67
(2,359)	1:A:16:VAL:HG12	1:B:117:LEU:H	17	7.67
(2,359)	1:A:16:VAL:HG13	1:B:117:LEU:H	17	7.67
(2,233)	1:A:16:VAL:H	1:B:116:VAL:HB	20	7.67
(2,231)	1:A:16:VAL:HB	1:B:116:VAL:H	2	7.67
(2,147)	1:A:16:VAL:HB	1:B:116:VAL:H	2	7.67
(2,145)	1:A:16:VAL:H	1:B:116:VAL:HB	20	7.67
(2,359)	1:A:16:VAL:HG11	1:B:117:LEU:H	7	7.66
(2,359)	1:A:16:VAL:HG12	1:B:117:LEU:H	7	7.66
(2,359)	1:A:16:VAL:HG13	1:B:117:LEU:H	7	7.66
(2,357)	1:A:17:LEU:H	1:B:116:VAL:HG11	13	7.66
(2,357)	1:A:17:LEU:H	1:B:116:VAL:HG12	13	7.66
(2,357)	1:A:17:LEU:H	1:B:116:VAL:HG13	13	7.66
(2,233)	1:A:16:VAL:H	1:B:116:VAL:HB	13	7.65
(2,231)	1:A:16:VAL:HB	1:B:116:VAL:H	9	7.65
(2,147)	1:A:16:VAL:HB	1:B:116:VAL:H	9	7.65
(2,145)	1:A:16:VAL:H	1:B:116:VAL:HB	13	7.65

Continued on next page...

Continued from previous page...

Key	Atom-1	Atom-2	Model ID	Violation (Å)
(2,359)	1:A:16:VAL:HG11	1:B:117:LEU:H	5	7.63
(2,359)	1:A:16:VAL:HG12	1:B:117:LEU:H	5	7.63
(2,359)	1:A:16:VAL:HG13	1:B:117:LEU:H	5	7.63
(2,357)	1:A:17:LEU:H	1:B:116:VAL:HG11	8	7.63
(2,357)	1:A:17:LEU:H	1:B:116:VAL:HG12	8	7.63
(2,357)	1:A:17:LEU:H	1:B:116:VAL:HG13	8	7.63
(2,357)	1:A:17:LEU:H	1:B:116:VAL:HG11	14	7.63
(2,357)	1:A:17:LEU:H	1:B:116:VAL:HG12	14	7.63
(2,357)	1:A:17:LEU:H	1:B:116:VAL:HG13	14	7.63
(2,357)	1:A:17:LEU:H	1:B:116:VAL:HG11	20	7.63
(2,357)	1:A:17:LEU:H	1:B:116:VAL:HG12	20	7.63
(2,357)	1:A:17:LEU:H	1:B:116:VAL:HG13	20	7.63
(2,231)	1:A:16:VAL:HB	1:B:116:VAL:H	7	7.63
(2,147)	1:A:16:VAL:HB	1:B:116:VAL:H	7	7.63
(2,359)	1:A:16:VAL:HG11	1:B:117:LEU:H	2	7.62
(2,359)	1:A:16:VAL:HG12	1:B:117:LEU:H	2	7.62
(2,359)	1:A:16:VAL:HG13	1:B:117:LEU:H	2	7.62
(2,233)	1:A:16:VAL:H	1:B:116:VAL:HB	1	7.62
(2,233)	1:A:16:VAL:H	1:B:116:VAL:HB	3	7.62
(2,233)	1:A:16:VAL:H	1:B:116:VAL:HB	17	7.62
(2,231)	1:A:16:VAL:HB	1:B:116:VAL:H	19	7.62
(2,147)	1:A:16:VAL:HB	1:B:116:VAL:H	19	7.62
(2,145)	1:A:16:VAL:H	1:B:116:VAL:HB	1	7.62
(2,145)	1:A:16:VAL:H	1:B:116:VAL:HB	3	7.62
(2,145)	1:A:16:VAL:H	1:B:116:VAL:HB	17	7.62
(2,233)	1:A:16:VAL:H	1:B:116:VAL:HB	6	7.61
(2,233)	1:A:16:VAL:H	1:B:116:VAL:HB	7	7.61
(2,233)	1:A:16:VAL:H	1:B:116:VAL:HB	9	7.61
(2,233)	1:A:16:VAL:H	1:B:116:VAL:HB	15	7.61
(2,233)	1:A:16:VAL:H	1:B:116:VAL:HB	16	7.61
(2,231)	1:A:16:VAL:HB	1:B:116:VAL:H	3	7.61
(2,231)	1:A:16:VAL:HB	1:B:116:VAL:H	6	7.61
(2,147)	1:A:16:VAL:HB	1:B:116:VAL:H	3	7.61
(2,147)	1:A:16:VAL:HB	1:B:116:VAL:H	6	7.61
(2,145)	1:A:16:VAL:H	1:B:116:VAL:HB	6	7.61
(2,145)	1:A:16:VAL:H	1:B:116:VAL:HB	7	7.61
(2,145)	1:A:16:VAL:H	1:B:116:VAL:HB	9	7.61
(2,145)	1:A:16:VAL:H	1:B:116:VAL:HB	15	7.61
(2,145)	1:A:16:VAL:H	1:B:116:VAL:HB	16	7.61
(2,359)	1:A:16:VAL:HG11	1:B:117:LEU:H	11	7.6
(2,359)	1:A:16:VAL:HG12	1:B:117:LEU:H	11	7.6
(2,359)	1:A:16:VAL:HG13	1:B:117:LEU:H	11	7.6

Continued on next page...

Continued from previous page...

Key	Atom-1	Atom-2	Model ID	Violation (Å)
(2,233)	1:A:16:VAL:H	1:B:116:VAL:HB	2	7.6
(2,233)	1:A:16:VAL:H	1:B:116:VAL:HB	8	7.6
(2,233)	1:A:16:VAL:H	1:B:116:VAL:HB	12	7.6
(2,231)	1:A:16:VAL:HB	1:B:116:VAL:H	5	7.6
(2,147)	1:A:16:VAL:HB	1:B:116:VAL:H	5	7.6
(2,145)	1:A:16:VAL:H	1:B:116:VAL:HB	2	7.6
(2,145)	1:A:16:VAL:H	1:B:116:VAL:HB	8	7.6
(2,145)	1:A:16:VAL:H	1:B:116:VAL:HB	12	7.6
(2,381)	1:A:17:LEU:H	1:B:116:VAL:HG21	9	7.59
(2,381)	1:A:17:LEU:H	1:B:116:VAL:HG22	9	7.59
(2,381)	1:A:17:LEU:H	1:B:116:VAL:HG23	9	7.59
(2,381)	1:A:17:LEU:H	1:B:116:VAL:HG21	17	7.59
(2,381)	1:A:17:LEU:H	1:B:116:VAL:HG22	17	7.59
(2,381)	1:A:17:LEU:H	1:B:116:VAL:HG23	17	7.59
(2,233)	1:A:16:VAL:H	1:B:116:VAL:HB	4	7.59
(2,233)	1:A:16:VAL:H	1:B:116:VAL:HB	10	7.59
(2,231)	1:A:16:VAL:HB	1:B:116:VAL:H	13	7.59
(2,147)	1:A:16:VAL:HB	1:B:116:VAL:H	13	7.59
(2,145)	1:A:16:VAL:H	1:B:116:VAL:HB	4	7.59
(2,145)	1:A:16:VAL:H	1:B:116:VAL:HB	10	7.59
(2,381)	1:A:17:LEU:H	1:B:116:VAL:HG21	16	7.58
(2,381)	1:A:17:LEU:H	1:B:116:VAL:HG22	16	7.58
(2,381)	1:A:17:LEU:H	1:B:116:VAL:HG23	16	7.58
(2,357)	1:A:17:LEU:H	1:B:116:VAL:HG11	18	7.58
(2,357)	1:A:17:LEU:H	1:B:116:VAL:HG12	18	7.58
(2,357)	1:A:17:LEU:H	1:B:116:VAL:HG13	18	7.58
(2,231)	1:A:16:VAL:HB	1:B:116:VAL:H	4	7.58
(2,231)	1:A:16:VAL:HB	1:B:116:VAL:H	8	7.58
(2,231)	1:A:16:VAL:HB	1:B:116:VAL:H	10	7.58
(2,147)	1:A:16:VAL:HB	1:B:116:VAL:H	4	7.58
(2,147)	1:A:16:VAL:HB	1:B:116:VAL:H	8	7.58
(2,147)	1:A:16:VAL:HB	1:B:116:VAL:H	10	7.58
(2,383)	1:A:16:VAL:HG21	1:B:117:LEU:H	13	7.57
(2,383)	1:A:16:VAL:HG22	1:B:117:LEU:H	13	7.57
(2,383)	1:A:16:VAL:HG23	1:B:117:LEU:H	13	7.57
(2,383)	1:A:16:VAL:HG21	1:B:117:LEU:H	19	7.57
(2,383)	1:A:16:VAL:HG22	1:B:117:LEU:H	19	7.57
(2,383)	1:A:16:VAL:HG23	1:B:117:LEU:H	19	7.57
(2,381)	1:A:17:LEU:H	1:B:116:VAL:HG21	1	7.57
(2,381)	1:A:17:LEU:H	1:B:116:VAL:HG22	1	7.57
(2,381)	1:A:17:LEU:H	1:B:116:VAL:HG23	1	7.57
(2,381)	1:A:17:LEU:H	1:B:116:VAL:HG21	7	7.57

Continued on next page...

Continued from previous page...

Key	Atom-1	Atom-2	Model ID	Violation (Å)
(2,381)	1:A:17:LEU:H	1:B:116:VAL:HG22	7	7.57
(2,381)	1:A:17:LEU:H	1:B:116:VAL:HG23	7	7.57
(2,233)	1:A:16:VAL:H	1:B:116:VAL:HB	5	7.57
(2,145)	1:A:16:VAL:H	1:B:116:VAL:HB	5	7.57
(2,383)	1:A:16:VAL:HG21	1:B:117:LEU:H	3	7.56
(2,383)	1:A:16:VAL:HG22	1:B:117:LEU:H	3	7.56
(2,383)	1:A:16:VAL:HG23	1:B:117:LEU:H	3	7.56
(2,383)	1:A:16:VAL:HG21	1:B:117:LEU:H	6	7.56
(2,383)	1:A:16:VAL:HG22	1:B:117:LEU:H	6	7.56
(2,383)	1:A:16:VAL:HG23	1:B:117:LEU:H	6	7.56
(2,383)	1:A:16:VAL:HG21	1:B:117:LEU:H	14	7.56
(2,383)	1:A:16:VAL:HG22	1:B:117:LEU:H	14	7.56
(2,383)	1:A:16:VAL:HG23	1:B:117:LEU:H	14	7.56
(2,381)	1:A:17:LEU:H	1:B:116:VAL:HG21	2	7.56
(2,381)	1:A:17:LEU:H	1:B:116:VAL:HG22	2	7.56
(2,381)	1:A:17:LEU:H	1:B:116:VAL:HG23	2	7.56
(2,381)	1:A:17:LEU:H	1:B:116:VAL:HG21	3	7.56
(2,381)	1:A:17:LEU:H	1:B:116:VAL:HG22	3	7.56
(2,381)	1:A:17:LEU:H	1:B:116:VAL:HG23	3	7.56
(2,381)	1:A:17:LEU:H	1:B:116:VAL:HG21	6	7.56
(2,381)	1:A:17:LEU:H	1:B:116:VAL:HG22	6	7.56
(2,381)	1:A:17:LEU:H	1:B:116:VAL:HG23	6	7.56
(2,381)	1:A:17:LEU:H	1:B:116:VAL:HG21	12	7.56
(2,381)	1:A:17:LEU:H	1:B:116:VAL:HG22	12	7.56
(2,381)	1:A:17:LEU:H	1:B:116:VAL:HG23	12	7.56
(2,381)	1:A:17:LEU:H	1:B:116:VAL:HG21	15	7.56
(2,381)	1:A:17:LEU:H	1:B:116:VAL:HG22	15	7.56
(2,381)	1:A:17:LEU:H	1:B:116:VAL:HG23	15	7.56
(2,383)	1:A:16:VAL:HG21	1:B:117:LEU:H	8	7.55
(2,383)	1:A:16:VAL:HG22	1:B:117:LEU:H	8	7.55
(2,383)	1:A:16:VAL:HG23	1:B:117:LEU:H	8	7.55
(2,381)	1:A:17:LEU:H	1:B:116:VAL:HG21	5	7.55
(2,381)	1:A:17:LEU:H	1:B:116:VAL:HG22	5	7.55
(2,381)	1:A:17:LEU:H	1:B:116:VAL:HG23	5	7.55
(2,383)	1:A:16:VAL:HG21	1:B:117:LEU:H	4	7.54
(2,383)	1:A:16:VAL:HG22	1:B:117:LEU:H	4	7.54
(2,383)	1:A:16:VAL:HG23	1:B:117:LEU:H	4	7.54
(2,383)	1:A:16:VAL:HG21	1:B:117:LEU:H	10	7.54
(2,383)	1:A:16:VAL:HG22	1:B:117:LEU:H	10	7.54
(2,383)	1:A:16:VAL:HG23	1:B:117:LEU:H	10	7.54
(2,381)	1:A:17:LEU:H	1:B:116:VAL:HG21	4	7.54
(2,381)	1:A:17:LEU:H	1:B:116:VAL:HG22	4	7.54

Continued on next page...

Continued from previous page...

Key	Atom-1	Atom-2	Model ID	Violation (Å)
(2,381)	1:A:17:LEU:H	1:B:116:VAL:HG23	4	7.54
(2,381)	1:A:17:LEU:H	1:B:116:VAL:HG21	10	7.54
(2,381)	1:A:17:LEU:H	1:B:116:VAL:HG22	10	7.54
(2,381)	1:A:17:LEU:H	1:B:116:VAL:HG23	10	7.54
(2,381)	1:A:17:LEU:H	1:B:116:VAL:HG21	11	7.54
(2,381)	1:A:17:LEU:H	1:B:116:VAL:HG22	11	7.54
(2,381)	1:A:17:LEU:H	1:B:116:VAL:HG23	11	7.54
(2,231)	1:A:16:VAL:HB	1:B:116:VAL:H	14	7.53
(2,147)	1:A:16:VAL:HB	1:B:116:VAL:H	14	7.53
(2,383)	1:A:16:VAL:HG21	1:B:117:LEU:H	18	7.51
(2,383)	1:A:16:VAL:HG22	1:B:117:LEU:H	18	7.51
(2,383)	1:A:16:VAL:HG23	1:B:117:LEU:H	18	7.51
(2,505)	1:A:18:ILE:HB	1:B:118:ILE:H	13	7.28
(2,201)	1:A:18:ILE:HB	1:B:118:ILE:H	13	7.28
(2,505)	1:A:18:ILE:HB	1:B:118:ILE:H	7	7.21
(2,505)	1:A:18:ILE:HB	1:B:118:ILE:H	14	7.21
(2,201)	1:A:18:ILE:HB	1:B:118:ILE:H	7	7.21
(2,201)	1:A:18:ILE:HB	1:B:118:ILE:H	14	7.21
(2,505)	1:A:18:ILE:HB	1:B:118:ILE:H	1	7.2
(2,503)	1:A:18:ILE:H	1:B:118:ILE:HB	9	7.2
(2,203)	1:A:18:ILE:H	1:B:118:ILE:HB	9	7.2
(2,201)	1:A:18:ILE:HB	1:B:118:ILE:H	1	7.2
(2,505)	1:A:18:ILE:HB	1:B:118:ILE:H	8	7.19
(2,505)	1:A:18:ILE:HB	1:B:118:ILE:H	9	7.19
(2,505)	1:A:18:ILE:HB	1:B:118:ILE:H	16	7.19
(2,505)	1:A:18:ILE:HB	1:B:118:ILE:H	17	7.19
(2,503)	1:A:18:ILE:H	1:B:118:ILE:HB	19	7.19
(2,203)	1:A:18:ILE:H	1:B:118:ILE:HB	19	7.19
(2,201)	1:A:18:ILE:HB	1:B:118:ILE:H	8	7.19
(2,201)	1:A:18:ILE:HB	1:B:118:ILE:H	9	7.19
(2,201)	1:A:18:ILE:HB	1:B:118:ILE:H	16	7.19
(2,201)	1:A:18:ILE:HB	1:B:118:ILE:H	17	7.19
(2,505)	1:A:18:ILE:HB	1:B:118:ILE:H	3	7.18
(2,505)	1:A:18:ILE:HB	1:B:118:ILE:H	20	7.18
(2,503)	1:A:18:ILE:H	1:B:118:ILE:HB	5	7.18
(2,503)	1:A:18:ILE:H	1:B:118:ILE:HB	6	7.18
(2,203)	1:A:18:ILE:H	1:B:118:ILE:HB	5	7.18
(2,203)	1:A:18:ILE:H	1:B:118:ILE:HB	6	7.18
(2,201)	1:A:18:ILE:HB	1:B:118:ILE:H	3	7.18
(2,201)	1:A:18:ILE:HB	1:B:118:ILE:H	20	7.18
(2,505)	1:A:18:ILE:HB	1:B:118:ILE:H	2	7.17
(2,505)	1:A:18:ILE:HB	1:B:118:ILE:H	12	7.17

Continued on next page...

Continued from previous page...

Key	Atom-1	Atom-2	Model ID	Violation (Å)
(2,505)	1:A:18:ILE:HB	1:B:118:ILE:H	15	7.17
(2,201)	1:A:18:ILE:HB	1:B:118:ILE:H	2	7.17
(2,201)	1:A:18:ILE:HB	1:B:118:ILE:H	12	7.17
(2,201)	1:A:18:ILE:HB	1:B:118:ILE:H	15	7.17
(2,505)	1:A:18:ILE:HB	1:B:118:ILE:H	11	7.16
(2,503)	1:A:18:ILE:H	1:B:118:ILE:HB	17	7.16
(2,203)	1:A:18:ILE:H	1:B:118:ILE:HB	17	7.16
(2,201)	1:A:18:ILE:HB	1:B:118:ILE:H	11	7.16
(2,79)	1:A:17:LEU:HA	1:B:118:ILE:HB	5	7.15
(2,79)	1:A:17:LEU:HA	1:B:118:ILE:HB	6	7.15
(2,77)	1:A:18:ILE:HB	1:B:117:LEU:HA	3	7.15
(2,77)	1:A:18:ILE:HB	1:B:117:LEU:HA	13	7.15
(2,503)	1:A:18:ILE:H	1:B:118:ILE:HB	7	7.15
(2,203)	1:A:18:ILE:H	1:B:118:ILE:HB	7	7.15
(2,77)	1:A:18:ILE:HB	1:B:117:LEU:HA	1	7.14
(2,77)	1:A:18:ILE:HB	1:B:117:LEU:HA	2	7.14
(2,77)	1:A:18:ILE:HB	1:B:117:LEU:HA	8	7.14
(2,77)	1:A:18:ILE:HB	1:B:117:LEU:HA	12	7.14
(2,77)	1:A:18:ILE:HB	1:B:117:LEU:HA	14	7.14
(2,505)	1:A:18:ILE:HB	1:B:118:ILE:H	4	7.14
(2,505)	1:A:18:ILE:HB	1:B:118:ILE:H	10	7.14
(2,505)	1:A:18:ILE:HB	1:B:118:ILE:H	19	7.14
(2,503)	1:A:18:ILE:H	1:B:118:ILE:HB	16	7.14
(2,203)	1:A:18:ILE:H	1:B:118:ILE:HB	16	7.14
(2,201)	1:A:18:ILE:HB	1:B:118:ILE:H	4	7.14
(2,201)	1:A:18:ILE:HB	1:B:118:ILE:H	10	7.14
(2,201)	1:A:18:ILE:HB	1:B:118:ILE:H	19	7.14
(2,77)	1:A:18:ILE:HB	1:B:117:LEU:HA	7	7.13
(2,77)	1:A:18:ILE:HB	1:B:117:LEU:HA	15	7.13
(2,503)	1:A:18:ILE:H	1:B:118:ILE:HB	4	7.13
(2,503)	1:A:18:ILE:H	1:B:118:ILE:HB	10	7.13
(2,503)	1:A:18:ILE:H	1:B:118:ILE:HB	13	7.13
(2,503)	1:A:18:ILE:H	1:B:118:ILE:HB	18	7.13
(2,203)	1:A:18:ILE:H	1:B:118:ILE:HB	4	7.13
(2,203)	1:A:18:ILE:H	1:B:118:ILE:HB	10	7.13
(2,203)	1:A:18:ILE:H	1:B:118:ILE:HB	13	7.13
(2,203)	1:A:18:ILE:H	1:B:118:ILE:HB	18	7.13
(2,79)	1:A:17:LEU:HA	1:B:118:ILE:HB	4	7.12
(2,79)	1:A:17:LEU:HA	1:B:118:ILE:HB	10	7.12
(2,79)	1:A:17:LEU:HA	1:B:118:ILE:HB	19	7.12
(2,77)	1:A:18:ILE:HB	1:B:117:LEU:HA	4	7.12
(2,77)	1:A:18:ILE:HB	1:B:117:LEU:HA	10	7.12

Continued on next page...

Continued from previous page...

Key	Atom-1	Atom-2	Model ID	Violation (Å)
(2,77)	1:A:18:ILE:HB	1:B:117:LEU:HA	16	7.12
(2,503)	1:A:18:ILE:H	1:B:118:ILE:HB	8	7.12
(2,203)	1:A:18:ILE:H	1:B:118:ILE:HB	8	7.12
(2,503)	1:A:18:ILE:H	1:B:118:ILE:HB	1	7.11
(2,503)	1:A:18:ILE:H	1:B:118:ILE:HB	15	7.11
(2,203)	1:A:18:ILE:H	1:B:118:ILE:HB	1	7.11
(2,203)	1:A:18:ILE:H	1:B:118:ILE:HB	15	7.11
(2,79)	1:A:17:LEU:HA	1:B:118:ILE:HB	17	7.1
(2,505)	1:A:18:ILE:HB	1:B:118:ILE:H	6	7.1
(2,503)	1:A:18:ILE:H	1:B:118:ILE:HB	3	7.1
(2,203)	1:A:18:ILE:H	1:B:118:ILE:HB	3	7.1
(2,201)	1:A:18:ILE:HB	1:B:118:ILE:H	6	7.1
(2,79)	1:A:17:LEU:HA	1:B:118:ILE:HB	9	7.09
(2,505)	1:A:18:ILE:HB	1:B:118:ILE:H	5	7.09
(2,503)	1:A:18:ILE:H	1:B:118:ILE:HB	2	7.09
(2,503)	1:A:18:ILE:H	1:B:118:ILE:HB	12	7.09
(2,203)	1:A:18:ILE:H	1:B:118:ILE:HB	2	7.09
(2,203)	1:A:18:ILE:H	1:B:118:ILE:HB	12	7.09
(2,201)	1:A:18:ILE:HB	1:B:118:ILE:H	5	7.09
(2,79)	1:A:17:LEU:HA	1:B:118:ILE:HB	2	7.08
(2,79)	1:A:17:LEU:HA	1:B:118:ILE:HB	12	7.08
(2,79)	1:A:17:LEU:HA	1:B:118:ILE:HB	15	7.08
(2,503)	1:A:18:ILE:H	1:B:118:ILE:HB	11	7.08
(2,503)	1:A:18:ILE:H	1:B:118:ILE:HB	14	7.08
(2,203)	1:A:18:ILE:H	1:B:118:ILE:HB	11	7.08
(2,203)	1:A:18:ILE:H	1:B:118:ILE:HB	14	7.08
(2,79)	1:A:17:LEU:HA	1:B:118:ILE:HB	1	7.07
(2,79)	1:A:17:LEU:HA	1:B:118:ILE:HB	3	7.07
(2,79)	1:A:17:LEU:HA	1:B:118:ILE:HB	8	7.07
(2,79)	1:A:17:LEU:HA	1:B:118:ILE:HB	14	7.07
(2,79)	1:A:17:LEU:HA	1:B:118:ILE:HB	16	7.07
(2,77)	1:A:18:ILE:HB	1:B:117:LEU:HA	5	7.07
(2,77)	1:A:18:ILE:HB	1:B:117:LEU:HA	6	7.07
(2,77)	1:A:18:ILE:HB	1:B:117:LEU:HA	9	7.07
(2,77)	1:A:18:ILE:HB	1:B:117:LEU:HA	17	7.07
(2,77)	1:A:18:ILE:HB	1:B:117:LEU:HA	19	7.07
(2,79)	1:A:17:LEU:HA	1:B:118:ILE:HB	7	7.06
(2,77)	1:A:18:ILE:HB	1:B:117:LEU:HA	20	7.06
(2,77)	1:A:18:ILE:HB	1:B:117:LEU:HA	11	7.05
(2,79)	1:A:17:LEU:HA	1:B:118:ILE:HB	13	7.04
(2,79)	1:A:17:LEU:HA	1:B:118:ILE:HB	18	7.04
(2,357)	1:A:17:LEU:H	1:B:116:VAL:HG11	9	7.04

Continued on next page...

Continued from previous page...

Key	Atom-1	Atom-2	Model ID	Violation (Å)
(2,357)	1:A:17:LEU:H	1:B:116:VAL:HG12	9	7.04
(2,357)	1:A:17:LEU:H	1:B:116:VAL:HG13	9	7.04
(2,357)	1:A:17:LEU:H	1:B:116:VAL:HG11	17	7.04
(2,357)	1:A:17:LEU:H	1:B:116:VAL:HG12	17	7.04
(2,357)	1:A:17:LEU:H	1:B:116:VAL:HG13	17	7.04
(2,505)	1:A:18:ILE:HB	1:B:118:ILE:H	18	7.02
(2,359)	1:A:16:VAL:HG11	1:B:117:LEU:H	13	7.02
(2,359)	1:A:16:VAL:HG12	1:B:117:LEU:H	13	7.02
(2,359)	1:A:16:VAL:HG13	1:B:117:LEU:H	13	7.02
(2,357)	1:A:17:LEU:H	1:B:116:VAL:HG11	7	7.02
(2,357)	1:A:17:LEU:H	1:B:116:VAL:HG12	7	7.02
(2,357)	1:A:17:LEU:H	1:B:116:VAL:HG13	7	7.02
(2,357)	1:A:17:LEU:H	1:B:116:VAL:HG11	16	7.02
(2,357)	1:A:17:LEU:H	1:B:116:VAL:HG12	16	7.02
(2,357)	1:A:17:LEU:H	1:B:116:VAL:HG13	16	7.02
(2,201)	1:A:18:ILE:HB	1:B:118:ILE:H	18	7.02
(2,503)	1:A:18:ILE:H	1:B:118:ILE:HB	20	7.0
(2,359)	1:A:16:VAL:HG11	1:B:117:LEU:H	8	7.0
(2,359)	1:A:16:VAL:HG12	1:B:117:LEU:H	8	7.0
(2,359)	1:A:16:VAL:HG13	1:B:117:LEU:H	8	7.0
(2,359)	1:A:16:VAL:HG11	1:B:117:LEU:H	19	7.0
(2,359)	1:A:16:VAL:HG12	1:B:117:LEU:H	19	7.0
(2,359)	1:A:16:VAL:HG13	1:B:117:LEU:H	19	7.0
(2,203)	1:A:18:ILE:H	1:B:118:ILE:HB	20	7.0
(2,359)	1:A:16:VAL:HG11	1:B:117:LEU:H	14	6.99
(2,359)	1:A:16:VAL:HG12	1:B:117:LEU:H	14	6.99
(2,359)	1:A:16:VAL:HG13	1:B:117:LEU:H	14	6.99
(2,357)	1:A:17:LEU:H	1:B:116:VAL:HG11	1	6.99
(2,357)	1:A:17:LEU:H	1:B:116:VAL:HG12	1	6.99
(2,357)	1:A:17:LEU:H	1:B:116:VAL:HG13	1	6.99
(2,357)	1:A:17:LEU:H	1:B:116:VAL:HG11	2	6.99
(2,357)	1:A:17:LEU:H	1:B:116:VAL:HG12	2	6.99
(2,357)	1:A:17:LEU:H	1:B:116:VAL:HG13	2	6.99
(2,357)	1:A:17:LEU:H	1:B:116:VAL:HG11	12	6.99
(2,357)	1:A:17:LEU:H	1:B:116:VAL:HG12	12	6.99
(2,357)	1:A:17:LEU:H	1:B:116:VAL:HG13	12	6.99
(2,357)	1:A:17:LEU:H	1:B:116:VAL:HG11	15	6.99
(2,357)	1:A:17:LEU:H	1:B:116:VAL:HG12	15	6.99
(2,357)	1:A:17:LEU:H	1:B:116:VAL:HG13	15	6.99
(2,79)	1:A:17:LEU:HA	1:B:118:ILE:HB	11	6.98
(2,359)	1:A:16:VAL:HG11	1:B:117:LEU:H	3	6.98
(2,359)	1:A:16:VAL:HG12	1:B:117:LEU:H	3	6.98

Continued on next page...

Continued from previous page...

Key	Atom-1	Atom-2	Model ID	Violation (Å)
(2,359)	1:A:16:VAL:HG13	1:B:117:LEU:H	3	6.98
(2,359)	1:A:16:VAL:HG11	1:B:117:LEU:H	4	6.98
(2,359)	1:A:16:VAL:HG12	1:B:117:LEU:H	4	6.98
(2,359)	1:A:16:VAL:HG13	1:B:117:LEU:H	4	6.98
(2,359)	1:A:16:VAL:HG11	1:B:117:LEU:H	6	6.98
(2,359)	1:A:16:VAL:HG12	1:B:117:LEU:H	6	6.98
(2,359)	1:A:16:VAL:HG13	1:B:117:LEU:H	6	6.98
(2,357)	1:A:17:LEU:H	1:B:116:VAL:HG11	3	6.98
(2,357)	1:A:17:LEU:H	1:B:116:VAL:HG12	3	6.98
(2,357)	1:A:17:LEU:H	1:B:116:VAL:HG13	3	6.98
(2,357)	1:A:17:LEU:H	1:B:116:VAL:HG11	6	6.98
(2,357)	1:A:17:LEU:H	1:B:116:VAL:HG12	6	6.98
(2,357)	1:A:17:LEU:H	1:B:116:VAL:HG13	6	6.98
(2,77)	1:A:18:ILE:HB	1:B:117:LEU:HA	18	6.97
(2,359)	1:A:16:VAL:HG11	1:B:117:LEU:H	18	6.97
(2,359)	1:A:16:VAL:HG12	1:B:117:LEU:H	18	6.97
(2,359)	1:A:16:VAL:HG13	1:B:117:LEU:H	18	6.97
(2,357)	1:A:17:LEU:H	1:B:116:VAL:HG11	4	6.97
(2,357)	1:A:17:LEU:H	1:B:116:VAL:HG12	4	6.97
(2,357)	1:A:17:LEU:H	1:B:116:VAL:HG13	4	6.97
(2,357)	1:A:17:LEU:H	1:B:116:VAL:HG11	5	6.97
(2,357)	1:A:17:LEU:H	1:B:116:VAL:HG12	5	6.97
(2,357)	1:A:17:LEU:H	1:B:116:VAL:HG13	5	6.97
(2,357)	1:A:17:LEU:H	1:B:116:VAL:HG11	10	6.97
(2,357)	1:A:17:LEU:H	1:B:116:VAL:HG12	10	6.97
(2,357)	1:A:17:LEU:H	1:B:116:VAL:HG13	10	6.97
(2,357)	1:A:17:LEU:H	1:B:116:VAL:HG11	11	6.97
(2,357)	1:A:17:LEU:H	1:B:116:VAL:HG12	11	6.97
(2,357)	1:A:17:LEU:H	1:B:116:VAL:HG13	11	6.97
(2,359)	1:A:16:VAL:HG11	1:B:117:LEU:H	10	6.96
(2,359)	1:A:16:VAL:HG12	1:B:117:LEU:H	10	6.96
(2,359)	1:A:16:VAL:HG13	1:B:117:LEU:H	10	6.96
(2,79)	1:A:17:LEU:HA	1:B:118:ILE:HB	20	6.91
(2,383)	1:A:16:VAL:HG21	1:B:117:LEU:H	16	6.84
(2,383)	1:A:16:VAL:HG22	1:B:117:LEU:H	16	6.84
(2,383)	1:A:16:VAL:HG23	1:B:117:LEU:H	16	6.84
(2,381)	1:A:17:LEU:H	1:B:116:VAL:HG21	19	6.84
(2,381)	1:A:17:LEU:H	1:B:116:VAL:HG22	19	6.84
(2,381)	1:A:17:LEU:H	1:B:116:VAL:HG23	19	6.84
(2,383)	1:A:16:VAL:HG21	1:B:117:LEU:H	1	6.83
(2,383)	1:A:16:VAL:HG22	1:B:117:LEU:H	1	6.83
(2,383)	1:A:16:VAL:HG23	1:B:117:LEU:H	1	6.83

Continued on next page...

Continued from previous page...

Key	Atom-1	Atom-2	Model ID	Violation (Å)
(2,383)	1:A:16:VAL:HG21	1:B:117:LEU:H	12	6.83
(2,383)	1:A:16:VAL:HG22	1:B:117:LEU:H	12	6.83
(2,383)	1:A:16:VAL:HG23	1:B:117:LEU:H	12	6.83
(2,383)	1:A:16:VAL:HG21	1:B:117:LEU:H	15	6.83
(2,383)	1:A:16:VAL:HG22	1:B:117:LEU:H	15	6.83
(2,383)	1:A:16:VAL:HG23	1:B:117:LEU:H	15	6.83
(2,473)	1:A:17:LEU:HB3	1:B:118:ILE:H	1	6.78
(2,473)	1:A:17:LEU:HB3	1:B:118:ILE:H	4	6.78
(2,473)	1:A:17:LEU:HB3	1:B:118:ILE:H	10	6.78
(2,473)	1:A:17:LEU:HB3	1:B:118:ILE:H	14	6.78
(2,471)	1:A:18:ILE:H	1:B:117:LEU:HB3	4	6.78
(2,471)	1:A:18:ILE:H	1:B:117:LEU:HB3	10	6.78
(2,409)	1:A:18:ILE:H	1:B:117:LEU:HB3	4	6.78
(2,409)	1:A:18:ILE:H	1:B:117:LEU:HB3	10	6.78
(2,407)	1:A:17:LEU:HB3	1:B:118:ILE:H	1	6.78
(2,407)	1:A:17:LEU:HB3	1:B:118:ILE:H	4	6.78
(2,407)	1:A:17:LEU:HB3	1:B:118:ILE:H	10	6.78
(2,407)	1:A:17:LEU:HB3	1:B:118:ILE:H	14	6.78
(2,473)	1:A:17:LEU:HB3	1:B:118:ILE:H	3	6.77
(2,473)	1:A:17:LEU:HB3	1:B:118:ILE:H	7	6.77
(2,473)	1:A:17:LEU:HB3	1:B:118:ILE:H	8	6.77
(2,473)	1:A:17:LEU:HB3	1:B:118:ILE:H	12	6.77
(2,473)	1:A:17:LEU:HB3	1:B:118:ILE:H	13	6.77
(2,471)	1:A:18:ILE:H	1:B:117:LEU:HB3	5	6.77
(2,471)	1:A:18:ILE:H	1:B:117:LEU:HB3	6	6.77
(2,471)	1:A:18:ILE:H	1:B:117:LEU:HB3	19	6.77
(2,409)	1:A:18:ILE:H	1:B:117:LEU:HB3	5	6.77
(2,409)	1:A:18:ILE:H	1:B:117:LEU:HB3	6	6.77
(2,409)	1:A:18:ILE:H	1:B:117:LEU:HB3	19	6.77
(2,407)	1:A:17:LEU:HB3	1:B:118:ILE:H	3	6.77
(2,407)	1:A:17:LEU:HB3	1:B:118:ILE:H	7	6.77
(2,407)	1:A:17:LEU:HB3	1:B:118:ILE:H	8	6.77
(2,407)	1:A:17:LEU:HB3	1:B:118:ILE:H	12	6.77
(2,407)	1:A:17:LEU:HB3	1:B:118:ILE:H	13	6.77
(2,383)	1:A:16:VAL:HG21	1:B:117:LEU:H	20	6.77
(2,383)	1:A:16:VAL:HG22	1:B:117:LEU:H	20	6.77
(2,383)	1:A:16:VAL:HG23	1:B:117:LEU:H	20	6.77
(2,473)	1:A:17:LEU:HB3	1:B:118:ILE:H	2	6.76
(2,473)	1:A:17:LEU:HB3	1:B:118:ILE:H	15	6.76
(2,473)	1:A:17:LEU:HB3	1:B:118:ILE:H	16	6.76
(2,471)	1:A:18:ILE:H	1:B:117:LEU:HB3	9	6.76
(2,409)	1:A:18:ILE:H	1:B:117:LEU:HB3	9	6.76

Continued on next page...

Continued from previous page...

Key	Atom-1	Atom-2	Model ID	Violation (Å)
(2,407)	1:A:17:LEU:HB3	1:B:118:ILE:H	2	6.76
(2,407)	1:A:17:LEU:HB3	1:B:118:ILE:H	15	6.76
(2,407)	1:A:17:LEU:HB3	1:B:118:ILE:H	16	6.76
(2,473)	1:A:17:LEU:HB3	1:B:118:ILE:H	5	6.75
(2,473)	1:A:17:LEU:HB3	1:B:118:ILE:H	6	6.75
(2,473)	1:A:17:LEU:HB3	1:B:118:ILE:H	9	6.75
(2,473)	1:A:17:LEU:HB3	1:B:118:ILE:H	17	6.75
(2,473)	1:A:17:LEU:HB3	1:B:118:ILE:H	19	6.75
(2,471)	1:A:18:ILE:H	1:B:117:LEU:HB3	3	6.75
(2,471)	1:A:18:ILE:H	1:B:117:LEU:HB3	7	6.75
(2,471)	1:A:18:ILE:H	1:B:117:LEU:HB3	8	6.75
(2,471)	1:A:18:ILE:H	1:B:117:LEU:HB3	11	6.75
(2,471)	1:A:18:ILE:H	1:B:117:LEU:HB3	13	6.75
(2,409)	1:A:18:ILE:H	1:B:117:LEU:HB3	3	6.75
(2,409)	1:A:18:ILE:H	1:B:117:LEU:HB3	7	6.75
(2,409)	1:A:18:ILE:H	1:B:117:LEU:HB3	8	6.75
(2,409)	1:A:18:ILE:H	1:B:117:LEU:HB3	11	6.75
(2,409)	1:A:18:ILE:H	1:B:117:LEU:HB3	13	6.75
(2,407)	1:A:17:LEU:HB3	1:B:118:ILE:H	5	6.75
(2,407)	1:A:17:LEU:HB3	1:B:118:ILE:H	6	6.75
(2,407)	1:A:17:LEU:HB3	1:B:118:ILE:H	9	6.75
(2,407)	1:A:17:LEU:HB3	1:B:118:ILE:H	17	6.75
(2,407)	1:A:17:LEU:HB3	1:B:118:ILE:H	19	6.75
(2,471)	1:A:18:ILE:H	1:B:117:LEU:HB3	1	6.74
(2,471)	1:A:18:ILE:H	1:B:117:LEU:HB3	2	6.74
(2,471)	1:A:18:ILE:H	1:B:117:LEU:HB3	12	6.74
(2,471)	1:A:18:ILE:H	1:B:117:LEU:HB3	15	6.74
(2,471)	1:A:18:ILE:H	1:B:117:LEU:HB3	16	6.74
(2,409)	1:A:18:ILE:H	1:B:117:LEU:HB3	1	6.74
(2,409)	1:A:18:ILE:H	1:B:117:LEU:HB3	2	6.74
(2,409)	1:A:18:ILE:H	1:B:117:LEU:HB3	12	6.74
(2,409)	1:A:18:ILE:H	1:B:117:LEU:HB3	15	6.74
(2,409)	1:A:18:ILE:H	1:B:117:LEU:HB3	16	6.74
(2,471)	1:A:18:ILE:H	1:B:117:LEU:HB3	14	6.73
(2,471)	1:A:18:ILE:H	1:B:117:LEU:HB3	17	6.73
(2,409)	1:A:18:ILE:H	1:B:117:LEU:HB3	14	6.73
(2,409)	1:A:18:ILE:H	1:B:117:LEU:HB3	17	6.73
(2,471)	1:A:18:ILE:H	1:B:117:LEU:HB3	18	6.72
(2,409)	1:A:18:ILE:H	1:B:117:LEU:HB3	18	6.72
(2,473)	1:A:17:LEU:HB3	1:B:118:ILE:H	18	6.71
(2,407)	1:A:17:LEU:HB3	1:B:118:ILE:H	18	6.71
(2,499)	1:A:17:LEU:HB2	1:B:118:ILE:H	5	6.69

Continued on next page...

Continued from previous page...

Key	Atom-1	Atom-2	Model ID	Violation (Å)
(2,499)	1:A:17:LEU:HB2	1:B:118:ILE:H	6	6.69
(2,499)	1:A:17:LEU:HB2	1:B:118:ILE:H	19	6.69
(2,497)	1:A:18:ILE:H	1:B:117:LEU:HB2	1	6.69
(2,497)	1:A:18:ILE:H	1:B:117:LEU:HB2	2	6.69
(2,497)	1:A:18:ILE:H	1:B:117:LEU:HB2	3	6.69
(2,497)	1:A:18:ILE:H	1:B:117:LEU:HB2	8	6.69
(2,497)	1:A:18:ILE:H	1:B:117:LEU:HB2	12	6.69
(2,497)	1:A:18:ILE:H	1:B:117:LEU:HB2	15	6.69
(2,473)	1:A:17:LEU:HB3	1:B:118:ILE:H	11	6.69
(2,473)	1:A:17:LEU:HB3	1:B:118:ILE:H	20	6.69
(2,407)	1:A:17:LEU:HB3	1:B:118:ILE:H	11	6.69
(2,407)	1:A:17:LEU:HB3	1:B:118:ILE:H	20	6.69
(2,191)	1:A:18:ILE:H	1:B:117:LEU:HB2	1	6.69
(2,191)	1:A:18:ILE:H	1:B:117:LEU:HB2	2	6.69
(2,191)	1:A:18:ILE:H	1:B:117:LEU:HB2	3	6.69
(2,191)	1:A:18:ILE:H	1:B:117:LEU:HB2	8	6.69
(2,191)	1:A:18:ILE:H	1:B:117:LEU:HB2	12	6.69
(2,191)	1:A:18:ILE:H	1:B:117:LEU:HB2	15	6.69
(2,189)	1:A:17:LEU:HB2	1:B:118:ILE:H	5	6.69
(2,189)	1:A:17:LEU:HB2	1:B:118:ILE:H	6	6.69
(2,189)	1:A:17:LEU:HB2	1:B:118:ILE:H	19	6.69
(2,497)	1:A:18:ILE:H	1:B:117:LEU:HB2	7	6.68
(2,497)	1:A:18:ILE:H	1:B:117:LEU:HB2	13	6.68
(2,497)	1:A:18:ILE:H	1:B:117:LEU:HB2	16	6.68
(2,387)	1:A:16:VAL:HA	1:B:117:LEU:H	17	6.68
(2,191)	1:A:18:ILE:H	1:B:117:LEU:HB2	7	6.68
(2,191)	1:A:18:ILE:H	1:B:117:LEU:HB2	13	6.68
(2,191)	1:A:18:ILE:H	1:B:117:LEU:HB2	16	6.68
(2,471)	1:A:18:ILE:H	1:B:117:LEU:HB3	20	6.67
(2,409)	1:A:18:ILE:H	1:B:117:LEU:HB3	20	6.67
(2,387)	1:A:16:VAL:HA	1:B:117:LEU:H	9	6.67
(2,499)	1:A:17:LEU:HB2	1:B:118:ILE:H	4	6.66
(2,499)	1:A:17:LEU:HB2	1:B:118:ILE:H	10	6.66
(2,499)	1:A:17:LEU:HB2	1:B:118:ILE:H	17	6.66
(2,497)	1:A:18:ILE:H	1:B:117:LEU:HB2	4	6.66
(2,497)	1:A:18:ILE:H	1:B:117:LEU:HB2	10	6.66
(2,191)	1:A:18:ILE:H	1:B:117:LEU:HB2	4	6.66
(2,191)	1:A:18:ILE:H	1:B:117:LEU:HB2	10	6.66
(2,189)	1:A:17:LEU:HB2	1:B:118:ILE:H	4	6.66
(2,189)	1:A:17:LEU:HB2	1:B:118:ILE:H	10	6.66
(2,189)	1:A:17:LEU:HB2	1:B:118:ILE:H	17	6.66
(2,499)	1:A:17:LEU:HB2	1:B:118:ILE:H	9	6.65

Continued on next page...

Continued from previous page...

Key	Atom-1	Atom-2	Model ID	Violation (Å)
(2,499)	1:A:17:LEU:HB2	1:B:118:ILE:H	11	6.65
(2,497)	1:A:18:ILE:H	1:B:117:LEU:HB2	14	6.65
(2,385)	1:A:17:LEU:H	1:B:116:VAL:HA	9	6.65
(2,385)	1:A:17:LEU:H	1:B:116:VAL:HA	17	6.65
(2,381)	1:A:17:LEU:H	1:B:116:VAL:HG21	20	6.65
(2,381)	1:A:17:LEU:H	1:B:116:VAL:HG22	20	6.65
(2,381)	1:A:17:LEU:H	1:B:116:VAL:HG23	20	6.65
(2,191)	1:A:18:ILE:H	1:B:117:LEU:HB2	14	6.65
(2,189)	1:A:17:LEU:HB2	1:B:118:ILE:H	9	6.65
(2,189)	1:A:17:LEU:HB2	1:B:118:ILE:H	11	6.65
(2,149)	1:A:16:VAL:H	1:B:116:VAL:HG21	20	6.65
(2,149)	1:A:16:VAL:H	1:B:116:VAL:HG22	20	6.65
(2,149)	1:A:16:VAL:H	1:B:116:VAL:HG23	20	6.65
(2,499)	1:A:17:LEU:HB2	1:B:118:ILE:H	1	6.64
(2,499)	1:A:17:LEU:HB2	1:B:118:ILE:H	13	6.64
(2,497)	1:A:18:ILE:H	1:B:117:LEU:HB2	5	6.64
(2,387)	1:A:16:VAL:HA	1:B:117:LEU:H	7	6.64
(2,191)	1:A:18:ILE:H	1:B:117:LEU:HB2	5	6.64
(2,189)	1:A:17:LEU:HB2	1:B:118:ILE:H	1	6.64
(2,189)	1:A:17:LEU:HB2	1:B:118:ILE:H	13	6.64
(2,499)	1:A:17:LEU:HB2	1:B:118:ILE:H	2	6.63
(2,499)	1:A:17:LEU:HB2	1:B:118:ILE:H	3	6.63
(2,499)	1:A:17:LEU:HB2	1:B:118:ILE:H	7	6.63
(2,499)	1:A:17:LEU:HB2	1:B:118:ILE:H	8	6.63
(2,499)	1:A:17:LEU:HB2	1:B:118:ILE:H	12	6.63
(2,499)	1:A:17:LEU:HB2	1:B:118:ILE:H	14	6.63
(2,499)	1:A:17:LEU:HB2	1:B:118:ILE:H	15	6.63
(2,497)	1:A:18:ILE:H	1:B:117:LEU:HB2	6	6.63
(2,497)	1:A:18:ILE:H	1:B:117:LEU:HB2	19	6.63
(2,383)	1:A:16:VAL:HG21	1:B:117:LEU:H	5	6.63
(2,383)	1:A:16:VAL:HG22	1:B:117:LEU:H	5	6.63
(2,383)	1:A:16:VAL:HG23	1:B:117:LEU:H	5	6.63
(2,381)	1:A:17:LEU:H	1:B:116:VAL:HG21	8	6.63
(2,381)	1:A:17:LEU:H	1:B:116:VAL:HG22	8	6.63
(2,381)	1:A:17:LEU:H	1:B:116:VAL:HG23	8	6.63
(2,381)	1:A:17:LEU:H	1:B:116:VAL:HG21	13	6.63
(2,381)	1:A:17:LEU:H	1:B:116:VAL:HG22	13	6.63
(2,381)	1:A:17:LEU:H	1:B:116:VAL:HG23	13	6.63
(2,359)	1:A:16:VAL:HG11	1:B:117:LEU:H	12	6.63
(2,359)	1:A:16:VAL:HG12	1:B:117:LEU:H	12	6.63
(2,359)	1:A:16:VAL:HG13	1:B:117:LEU:H	12	6.63
(2,359)	1:A:16:VAL:HG11	1:B:117:LEU:H	15	6.63

Continued on next page...

Continued from previous page...

Key	Atom-1	Atom-2	Model ID	Violation (Å)
(2,359)	1:A:16:VAL:HG12	1:B:117:LEU:H	15	6.63
(2,359)	1:A:16:VAL:HG13	1:B:117:LEU:H	15	6.63
(2,359)	1:A:16:VAL:HG11	1:B:117:LEU:H	16	6.63
(2,359)	1:A:16:VAL:HG12	1:B:117:LEU:H	16	6.63
(2,359)	1:A:16:VAL:HG13	1:B:117:LEU:H	16	6.63
(2,359)	1:A:16:VAL:HG11	1:B:117:LEU:H	20	6.63
(2,359)	1:A:16:VAL:HG12	1:B:117:LEU:H	20	6.63
(2,359)	1:A:16:VAL:HG13	1:B:117:LEU:H	20	6.63
(2,357)	1:A:17:LEU:H	1:B:116:VAL:HG11	19	6.63
(2,357)	1:A:17:LEU:H	1:B:116:VAL:HG12	19	6.63
(2,357)	1:A:17:LEU:H	1:B:116:VAL:HG13	19	6.63
(2,191)	1:A:18:ILE:H	1:B:117:LEU:HB2	6	6.63
(2,191)	1:A:18:ILE:H	1:B:117:LEU:HB2	19	6.63
(2,189)	1:A:17:LEU:HB2	1:B:118:ILE:H	2	6.63
(2,189)	1:A:17:LEU:HB2	1:B:118:ILE:H	3	6.63
(2,189)	1:A:17:LEU:HB2	1:B:118:ILE:H	7	6.63
(2,189)	1:A:17:LEU:HB2	1:B:118:ILE:H	8	6.63
(2,189)	1:A:17:LEU:HB2	1:B:118:ILE:H	12	6.63
(2,189)	1:A:17:LEU:HB2	1:B:118:ILE:H	14	6.63
(2,189)	1:A:17:LEU:HB2	1:B:118:ILE:H	15	6.63
(2,499)	1:A:17:LEU:HB2	1:B:118:ILE:H	16	6.62
(2,497)	1:A:18:ILE:H	1:B:117:LEU:HB2	9	6.62
(2,387)	1:A:16:VAL:HA	1:B:117:LEU:H	13	6.62
(2,385)	1:A:17:LEU:H	1:B:116:VAL:HA	7	6.62
(2,359)	1:A:16:VAL:HG11	1:B:117:LEU:H	1	6.62
(2,359)	1:A:16:VAL:HG12	1:B:117:LEU:H	1	6.62
(2,359)	1:A:16:VAL:HG13	1:B:117:LEU:H	1	6.62
(2,191)	1:A:18:ILE:H	1:B:117:LEU:HB2	9	6.62
(2,189)	1:A:17:LEU:HB2	1:B:118:ILE:H	16	6.62
(2,497)	1:A:18:ILE:H	1:B:117:LEU:HB2	18	6.61
(2,497)	1:A:18:ILE:H	1:B:117:LEU:HB2	20	6.61
(2,387)	1:A:16:VAL:HA	1:B:117:LEU:H	14	6.61
(2,387)	1:A:16:VAL:HA	1:B:117:LEU:H	16	6.61
(2,385)	1:A:17:LEU:H	1:B:116:VAL:HA	13	6.61
(2,191)	1:A:18:ILE:H	1:B:117:LEU:HB2	18	6.61
(2,191)	1:A:18:ILE:H	1:B:117:LEU:HB2	20	6.61
(2,499)	1:A:17:LEU:HB2	1:B:118:ILE:H	18	6.6
(2,497)	1:A:18:ILE:H	1:B:117:LEU:HB2	11	6.6
(2,385)	1:A:17:LEU:H	1:B:116:VAL:HA	16	6.6
(2,385)	1:A:17:LEU:H	1:B:116:VAL:HA	19	6.6
(2,191)	1:A:18:ILE:H	1:B:117:LEU:HB2	11	6.6
(2,189)	1:A:17:LEU:HB2	1:B:118:ILE:H	18	6.6

Continued on next page...

Continued from previous page...

Key	Atom-1	Atom-2	Model ID	Violation (Å)
(2,133)	1:A:16:VAL:HG11	1:B:116:VAL:H	20	6.6
(2,133)	1:A:16:VAL:HG12	1:B:116:VAL:H	20	6.6
(2,133)	1:A:16:VAL:HG13	1:B:116:VAL:H	20	6.6
(2,387)	1:A:16:VAL:HA	1:B:117:LEU:H	1	6.59
(2,387)	1:A:16:VAL:HA	1:B:117:LEU:H	19	6.59
(2,497)	1:A:18:ILE:H	1:B:117:LEU:HB2	17	6.58
(2,387)	1:A:16:VAL:HA	1:B:117:LEU:H	8	6.58
(2,385)	1:A:17:LEU:H	1:B:116:VAL:HA	14	6.58
(2,383)	1:A:16:VAL:HG21	1:B:117:LEU:H	2	6.58
(2,383)	1:A:16:VAL:HG22	1:B:117:LEU:H	2	6.58
(2,383)	1:A:16:VAL:HG23	1:B:117:LEU:H	2	6.58
(2,381)	1:A:17:LEU:H	1:B:116:VAL:HG21	14	6.58
(2,381)	1:A:17:LEU:H	1:B:116:VAL:HG22	14	6.58
(2,381)	1:A:17:LEU:H	1:B:116:VAL:HG23	14	6.58
(2,191)	1:A:18:ILE:H	1:B:117:LEU:HB2	17	6.58
(2,499)	1:A:17:LEU:HB2	1:B:118:ILE:H	20	6.57
(2,387)	1:A:16:VAL:HA	1:B:117:LEU:H	6	6.57
(2,387)	1:A:16:VAL:HA	1:B:117:LEU:H	12	6.57
(2,387)	1:A:16:VAL:HA	1:B:117:LEU:H	15	6.57
(2,385)	1:A:17:LEU:H	1:B:116:VAL:HA	8	6.57
(2,383)	1:A:16:VAL:HG21	1:B:117:LEU:H	7	6.57
(2,383)	1:A:16:VAL:HG22	1:B:117:LEU:H	7	6.57
(2,383)	1:A:16:VAL:HG23	1:B:117:LEU:H	7	6.57
(2,189)	1:A:17:LEU:HB2	1:B:118:ILE:H	20	6.57
(2,133)	1:A:16:VAL:HG11	1:B:116:VAL:H	18	6.57
(2,133)	1:A:16:VAL:HG12	1:B:116:VAL:H	18	6.57
(2,133)	1:A:16:VAL:HG13	1:B:116:VAL:H	18	6.57
(2,387)	1:A:16:VAL:HA	1:B:117:LEU:H	2	6.56
(2,387)	1:A:16:VAL:HA	1:B:117:LEU:H	3	6.56
(2,385)	1:A:17:LEU:H	1:B:116:VAL:HA	1	6.56
(2,385)	1:A:17:LEU:H	1:B:116:VAL:HA	2	6.56
(2,385)	1:A:17:LEU:H	1:B:116:VAL:HA	3	6.56
(2,385)	1:A:17:LEU:H	1:B:116:VAL:HA	5	6.56
(2,385)	1:A:17:LEU:H	1:B:116:VAL:HA	6	6.56
(2,385)	1:A:17:LEU:H	1:B:116:VAL:HA	12	6.56
(2,385)	1:A:17:LEU:H	1:B:116:VAL:HA	15	6.56
(2,383)	1:A:16:VAL:HG21	1:B:117:LEU:H	9	6.56
(2,383)	1:A:16:VAL:HG22	1:B:117:LEU:H	9	6.56
(2,383)	1:A:16:VAL:HG23	1:B:117:LEU:H	9	6.56
(2,383)	1:A:16:VAL:HG21	1:B:117:LEU:H	11	6.56
(2,383)	1:A:16:VAL:HG22	1:B:117:LEU:H	11	6.56
(2,383)	1:A:16:VAL:HG23	1:B:117:LEU:H	11	6.56

Continued on next page...

Continued from previous page...

Key	Atom-1	Atom-2	Model ID	Violation (Å)
(2,387)	1:A:16:VAL:HA	1:B:117:LEU:H	5	6.55
(2,385)	1:A:17:LEU:H	1:B:116:VAL:HA	20	6.55
(2,381)	1:A:17:LEU:H	1:B:116:VAL:HG21	18	6.55
(2,381)	1:A:17:LEU:H	1:B:116:VAL:HG22	18	6.55
(2,381)	1:A:17:LEU:H	1:B:116:VAL:HG23	18	6.55
(2,387)	1:A:16:VAL:HA	1:B:117:LEU:H	4	6.54
(2,387)	1:A:16:VAL:HA	1:B:117:LEU:H	10	6.54
(2,387)	1:A:16:VAL:HA	1:B:117:LEU:H	11	6.54
(2,387)	1:A:16:VAL:HA	1:B:117:LEU:H	20	6.54
(2,385)	1:A:17:LEU:H	1:B:116:VAL:HA	4	6.54
(2,131)	1:A:16:VAL:H	1:B:116:VAL:HG11	11	6.54
(2,131)	1:A:16:VAL:H	1:B:116:VAL:HG12	11	6.54
(2,131)	1:A:16:VAL:H	1:B:116:VAL:HG13	11	6.54
(2,385)	1:A:17:LEU:H	1:B:116:VAL:HA	10	6.53
(2,385)	1:A:17:LEU:H	1:B:116:VAL:HA	11	6.53
(2,131)	1:A:16:VAL:H	1:B:116:VAL:HG11	17	6.52
(2,131)	1:A:16:VAL:H	1:B:116:VAL:HG12	17	6.52
(2,131)	1:A:16:VAL:H	1:B:116:VAL:HG13	17	6.52
(2,387)	1:A:16:VAL:HA	1:B:117:LEU:H	18	6.51
(2,385)	1:A:17:LEU:H	1:B:116:VAL:HA	18	6.51
(2,383)	1:A:16:VAL:HG21	1:B:117:LEU:H	17	6.51
(2,383)	1:A:16:VAL:HG22	1:B:117:LEU:H	17	6.51
(2,383)	1:A:16:VAL:HG23	1:B:117:LEU:H	17	6.51
(2,133)	1:A:16:VAL:HG11	1:B:116:VAL:H	6	6.51
(2,133)	1:A:16:VAL:HG12	1:B:116:VAL:H	6	6.51
(2,133)	1:A:16:VAL:HG13	1:B:116:VAL:H	6	6.51
(2,131)	1:A:16:VAL:H	1:B:116:VAL:HG11	7	6.51
(2,131)	1:A:16:VAL:H	1:B:116:VAL:HG12	7	6.51
(2,131)	1:A:16:VAL:H	1:B:116:VAL:HG13	7	6.51
(2,133)	1:A:16:VAL:HG11	1:B:116:VAL:H	3	6.5
(2,133)	1:A:16:VAL:HG12	1:B:116:VAL:H	3	6.5
(2,133)	1:A:16:VAL:HG13	1:B:116:VAL:H	3	6.5
(2,133)	1:A:16:VAL:HG11	1:B:116:VAL:H	16	6.5
(2,133)	1:A:16:VAL:HG12	1:B:116:VAL:H	16	6.5
(2,133)	1:A:16:VAL:HG13	1:B:116:VAL:H	16	6.5
(2,131)	1:A:16:VAL:H	1:B:116:VAL:HG11	3	6.5
(2,131)	1:A:16:VAL:H	1:B:116:VAL:HG12	3	6.5
(2,131)	1:A:16:VAL:H	1:B:116:VAL:HG13	3	6.5
(2,131)	1:A:16:VAL:H	1:B:116:VAL:HG11	9	6.5
(2,131)	1:A:16:VAL:H	1:B:116:VAL:HG12	9	6.5
(2,131)	1:A:16:VAL:H	1:B:116:VAL:HG13	9	6.5
(2,131)	1:A:16:VAL:H	1:B:116:VAL:HG11	19	6.5

Continued on next page...

Continued from previous page...

Key	Atom-1	Atom-2	Model ID	Violation (Å)
(2,131)	1:A:16:VAL:H	1:B:116:VAL:HG12	19	6.5
(2,131)	1:A:16:VAL:H	1:B:116:VAL:HG13	19	6.5
(2,131)	1:A:16:VAL:H	1:B:116:VAL:HG11	2	6.49
(2,131)	1:A:16:VAL:H	1:B:116:VAL:HG12	2	6.49
(2,131)	1:A:16:VAL:H	1:B:116:VAL:HG13	2	6.49
(2,149)	1:A:16:VAL:H	1:B:116:VAL:HG21	13	6.48
(2,149)	1:A:16:VAL:H	1:B:116:VAL:HG22	13	6.48
(2,149)	1:A:16:VAL:H	1:B:116:VAL:HG23	13	6.48
(2,133)	1:A:16:VAL:HG11	1:B:116:VAL:H	1	6.47
(2,133)	1:A:16:VAL:HG12	1:B:116:VAL:H	1	6.47
(2,133)	1:A:16:VAL:HG13	1:B:116:VAL:H	1	6.47
(2,133)	1:A:16:VAL:HG11	1:B:116:VAL:H	4	6.47
(2,133)	1:A:16:VAL:HG12	1:B:116:VAL:H	4	6.47
(2,133)	1:A:16:VAL:HG13	1:B:116:VAL:H	4	6.47
(2,133)	1:A:16:VAL:HG11	1:B:116:VAL:H	12	6.47
(2,133)	1:A:16:VAL:HG12	1:B:116:VAL:H	12	6.47
(2,133)	1:A:16:VAL:HG13	1:B:116:VAL:H	12	6.47
(2,149)	1:A:16:VAL:H	1:B:116:VAL:HG21	8	6.46
(2,149)	1:A:16:VAL:H	1:B:116:VAL:HG22	8	6.46
(2,149)	1:A:16:VAL:H	1:B:116:VAL:HG23	8	6.46
(2,133)	1:A:16:VAL:HG11	1:B:116:VAL:H	15	6.46
(2,133)	1:A:16:VAL:HG12	1:B:116:VAL:H	15	6.46
(2,133)	1:A:16:VAL:HG13	1:B:116:VAL:H	15	6.46
(2,131)	1:A:16:VAL:H	1:B:116:VAL:HG11	16	6.46
(2,131)	1:A:16:VAL:H	1:B:116:VAL:HG12	16	6.46
(2,131)	1:A:16:VAL:H	1:B:116:VAL:HG13	16	6.46
(2,151)	1:A:16:VAL:HG21	1:B:116:VAL:H	5	6.45
(2,151)	1:A:16:VAL:HG22	1:B:116:VAL:H	5	6.45
(2,151)	1:A:16:VAL:HG23	1:B:116:VAL:H	5	6.45
(2,131)	1:A:16:VAL:H	1:B:116:VAL:HG11	15	6.45
(2,131)	1:A:16:VAL:H	1:B:116:VAL:HG12	15	6.45
(2,131)	1:A:16:VAL:H	1:B:116:VAL:HG13	15	6.45
(2,133)	1:A:16:VAL:HG11	1:B:116:VAL:H	8	6.44
(2,133)	1:A:16:VAL:HG12	1:B:116:VAL:H	8	6.44
(2,133)	1:A:16:VAL:HG13	1:B:116:VAL:H	8	6.44
(2,133)	1:A:16:VAL:HG11	1:B:116:VAL:H	19	6.44
(2,133)	1:A:16:VAL:HG12	1:B:116:VAL:H	19	6.44
(2,133)	1:A:16:VAL:HG13	1:B:116:VAL:H	19	6.44
(2,131)	1:A:16:VAL:H	1:B:116:VAL:HG11	1	6.44
(2,131)	1:A:16:VAL:H	1:B:116:VAL:HG12	1	6.44
(2,131)	1:A:16:VAL:H	1:B:116:VAL:HG13	1	6.44
(2,133)	1:A:16:VAL:HG11	1:B:116:VAL:H	13	6.43

Continued on next page...

Continued from previous page...

Key	Atom-1	Atom-2	Model ID	Violation (Å)
(2,133)	1:A:16:VAL:HG12	1:B:116:VAL:H	13	6.43
(2,133)	1:A:16:VAL:HG13	1:B:116:VAL:H	13	6.43
(2,131)	1:A:16:VAL:H	1:B:116:VAL:HG11	4	6.43
(2,131)	1:A:16:VAL:H	1:B:116:VAL:HG12	4	6.43
(2,131)	1:A:16:VAL:H	1:B:116:VAL:HG13	4	6.43
(2,131)	1:A:16:VAL:H	1:B:116:VAL:HG11	6	6.43
(2,131)	1:A:16:VAL:H	1:B:116:VAL:HG12	6	6.43
(2,131)	1:A:16:VAL:H	1:B:116:VAL:HG13	6	6.43
(2,131)	1:A:16:VAL:H	1:B:116:VAL:HG11	10	6.43
(2,131)	1:A:16:VAL:H	1:B:116:VAL:HG12	10	6.43
(2,131)	1:A:16:VAL:H	1:B:116:VAL:HG13	10	6.43
(2,131)	1:A:16:VAL:H	1:B:116:VAL:HG11	12	6.43
(2,131)	1:A:16:VAL:H	1:B:116:VAL:HG12	12	6.43
(2,131)	1:A:16:VAL:H	1:B:116:VAL:HG13	12	6.43
(2,133)	1:A:16:VAL:HG11	1:B:116:VAL:H	10	6.41
(2,133)	1:A:16:VAL:HG12	1:B:116:VAL:H	10	6.41
(2,133)	1:A:16:VAL:HG13	1:B:116:VAL:H	10	6.41
(2,151)	1:A:16:VAL:HG21	1:B:116:VAL:H	9	6.4
(2,151)	1:A:16:VAL:HG22	1:B:116:VAL:H	9	6.4
(2,151)	1:A:16:VAL:HG23	1:B:116:VAL:H	9	6.4
(2,131)	1:A:16:VAL:H	1:B:116:VAL:HG11	5	6.4
(2,131)	1:A:16:VAL:H	1:B:116:VAL:HG12	5	6.4
(2,131)	1:A:16:VAL:H	1:B:116:VAL:HG13	5	6.4
(2,133)	1:A:16:VAL:HG11	1:B:116:VAL:H	14	6.39
(2,133)	1:A:16:VAL:HG12	1:B:116:VAL:H	14	6.39
(2,133)	1:A:16:VAL:HG13	1:B:116:VAL:H	14	6.39
(2,369)	1:A:17:LEU:H	1:B:117:LEU:HB2	13	6.38
(2,369)	1:A:17:LEU:H	1:B:117:LEU:HB2	14	6.38
(2,217)	1:A:18:ILE:HA	1:B:117:LEU:HD21	11	6.38
(2,217)	1:A:18:ILE:HA	1:B:117:LEU:HD22	11	6.38
(2,217)	1:A:18:ILE:HA	1:B:117:LEU:HD23	11	6.38
(2,187)	1:A:17:LEU:H	1:B:117:LEU:HB2	13	6.38
(2,187)	1:A:17:LEU:H	1:B:117:LEU:HB2	14	6.38
(2,369)	1:A:17:LEU:H	1:B:117:LEU:HB2	1	6.37
(2,369)	1:A:17:LEU:H	1:B:117:LEU:HB2	7	6.37
(2,187)	1:A:17:LEU:H	1:B:117:LEU:HB2	1	6.37
(2,187)	1:A:17:LEU:H	1:B:117:LEU:HB2	7	6.37
(2,151)	1:A:16:VAL:HG21	1:B:116:VAL:H	7	6.37
(2,151)	1:A:16:VAL:HG22	1:B:116:VAL:H	7	6.37
(2,151)	1:A:16:VAL:HG23	1:B:116:VAL:H	7	6.37
(2,151)	1:A:16:VAL:HG21	1:B:116:VAL:H	11	6.37
(2,151)	1:A:16:VAL:HG22	1:B:116:VAL:H	11	6.37

Continued on next page...

Continued from previous page...

Key	Atom-1	Atom-2	Model ID	Violation (Å)
(2,151)	1:A:16:VAL:HG23	1:B:116:VAL:H	11	6.37
(2,149)	1:A:16:VAL:H	1:B:116:VAL:HG21	18	6.37
(2,149)	1:A:16:VAL:H	1:B:116:VAL:HG22	18	6.37
(2,149)	1:A:16:VAL:H	1:B:116:VAL:HG23	18	6.37
(2,371)	1:A:17:LEU:HB2	1:B:117:LEU:H	6	6.36
(2,371)	1:A:17:LEU:HB2	1:B:117:LEU:H	19	6.36
(2,369)	1:A:17:LEU:H	1:B:117:LEU:HB2	8	6.36
(2,369)	1:A:17:LEU:H	1:B:117:LEU:HB2	16	6.36
(2,187)	1:A:17:LEU:H	1:B:117:LEU:HB2	8	6.36
(2,187)	1:A:17:LEU:H	1:B:117:LEU:HB2	16	6.36
(2,185)	1:A:17:LEU:HB2	1:B:117:LEU:H	6	6.36
(2,185)	1:A:17:LEU:HB2	1:B:117:LEU:H	19	6.36
(2,371)	1:A:17:LEU:HB2	1:B:117:LEU:H	5	6.35
(2,371)	1:A:17:LEU:HB2	1:B:117:LEU:H	9	6.35
(2,371)	1:A:17:LEU:HB2	1:B:117:LEU:H	17	6.35
(2,369)	1:A:17:LEU:H	1:B:117:LEU:HB2	2	6.35
(2,369)	1:A:17:LEU:H	1:B:117:LEU:HB2	3	6.35
(2,369)	1:A:17:LEU:H	1:B:117:LEU:HB2	12	6.35
(2,369)	1:A:17:LEU:H	1:B:117:LEU:HB2	15	6.35
(2,187)	1:A:17:LEU:H	1:B:117:LEU:HB2	2	6.35
(2,187)	1:A:17:LEU:H	1:B:117:LEU:HB2	3	6.35
(2,187)	1:A:17:LEU:H	1:B:117:LEU:HB2	12	6.35
(2,187)	1:A:17:LEU:H	1:B:117:LEU:HB2	15	6.35
(2,185)	1:A:17:LEU:HB2	1:B:117:LEU:H	5	6.35
(2,185)	1:A:17:LEU:HB2	1:B:117:LEU:H	9	6.35
(2,185)	1:A:17:LEU:HB2	1:B:117:LEU:H	17	6.35
(2,369)	1:A:17:LEU:H	1:B:117:LEU:HB2	17	6.33
(2,187)	1:A:17:LEU:H	1:B:117:LEU:HB2	17	6.33
(2,217)	1:A:18:ILE:HA	1:B:117:LEU:HD21	17	6.32
(2,217)	1:A:18:ILE:HA	1:B:117:LEU:HD22	17	6.32
(2,217)	1:A:18:ILE:HA	1:B:117:LEU:HD23	17	6.32
(2,151)	1:A:16:VAL:HG21	1:B:116:VAL:H	2	6.32
(2,151)	1:A:16:VAL:HG22	1:B:116:VAL:H	2	6.32
(2,151)	1:A:16:VAL:HG23	1:B:116:VAL:H	2	6.32
(2,149)	1:A:16:VAL:H	1:B:116:VAL:HG21	14	6.32
(2,149)	1:A:16:VAL:H	1:B:116:VAL:HG22	14	6.32
(2,149)	1:A:16:VAL:H	1:B:116:VAL:HG23	14	6.32
(2,369)	1:A:17:LEU:H	1:B:117:LEU:HB2	9	6.31
(2,217)	1:A:18:ILE:HA	1:B:117:LEU:HD21	9	6.31
(2,217)	1:A:18:ILE:HA	1:B:117:LEU:HD22	9	6.31
(2,217)	1:A:18:ILE:HA	1:B:117:LEU:HD23	9	6.31
(2,187)	1:A:17:LEU:H	1:B:117:LEU:HB2	9	6.31

Continued on next page...

Continued from previous page...

Key	Atom-1	Atom-2	Model ID	Violation (Å)
(2,371)	1:A:17:LEU:HB2	1:B:117:LEU:H	4	6.3
(2,371)	1:A:17:LEU:HB2	1:B:117:LEU:H	7	6.3
(2,371)	1:A:17:LEU:HB2	1:B:117:LEU:H	10	6.3
(2,369)	1:A:17:LEU:H	1:B:117:LEU:HB2	4	6.3
(2,369)	1:A:17:LEU:H	1:B:117:LEU:HB2	10	6.3
(2,369)	1:A:17:LEU:H	1:B:117:LEU:HB2	20	6.3
(2,217)	1:A:18:ILE:HA	1:B:117:LEU:HD21	5	6.3
(2,217)	1:A:18:ILE:HA	1:B:117:LEU:HD22	5	6.3
(2,217)	1:A:18:ILE:HA	1:B:117:LEU:HD23	5	6.3
(2,217)	1:A:18:ILE:HA	1:B:117:LEU:HD21	6	6.3
(2,217)	1:A:18:ILE:HA	1:B:117:LEU:HD22	6	6.3
(2,217)	1:A:18:ILE:HA	1:B:117:LEU:HD23	6	6.3
(2,217)	1:A:18:ILE:HA	1:B:117:LEU:HD21	19	6.3
(2,217)	1:A:18:ILE:HA	1:B:117:LEU:HD22	19	6.3
(2,217)	1:A:18:ILE:HA	1:B:117:LEU:HD23	19	6.3
(2,215)	1:A:17:LEU:HD21	1:B:118:ILE:HA	7	6.3
(2,215)	1:A:17:LEU:HD22	1:B:118:ILE:HA	7	6.3
(2,215)	1:A:17:LEU:HD23	1:B:118:ILE:HA	7	6.3
(2,215)	1:A:17:LEU:HD21	1:B:118:ILE:HA	8	6.3
(2,215)	1:A:17:LEU:HD22	1:B:118:ILE:HA	8	6.3
(2,215)	1:A:17:LEU:HD23	1:B:118:ILE:HA	8	6.3
(2,215)	1:A:17:LEU:HD21	1:B:118:ILE:HA	12	6.3
(2,215)	1:A:17:LEU:HD22	1:B:118:ILE:HA	12	6.3
(2,215)	1:A:17:LEU:HD23	1:B:118:ILE:HA	12	6.3
(2,215)	1:A:17:LEU:HD21	1:B:118:ILE:HA	15	6.3
(2,215)	1:A:17:LEU:HD22	1:B:118:ILE:HA	15	6.3
(2,215)	1:A:17:LEU:HD23	1:B:118:ILE:HA	15	6.3
(2,187)	1:A:17:LEU:H	1:B:117:LEU:HB2	4	6.3
(2,187)	1:A:17:LEU:H	1:B:117:LEU:HB2	10	6.3
(2,187)	1:A:17:LEU:H	1:B:117:LEU:HB2	20	6.3
(2,185)	1:A:17:LEU:HB2	1:B:117:LEU:H	4	6.3
(2,185)	1:A:17:LEU:HB2	1:B:117:LEU:H	7	6.3
(2,185)	1:A:17:LEU:HB2	1:B:117:LEU:H	10	6.3
(2,371)	1:A:17:LEU:HB2	1:B:117:LEU:H	16	6.29
(2,369)	1:A:17:LEU:H	1:B:117:LEU:HB2	19	6.29
(2,215)	1:A:17:LEU:HD21	1:B:118:ILE:HA	1	6.29
(2,215)	1:A:17:LEU:HD22	1:B:118:ILE:HA	1	6.29
(2,215)	1:A:17:LEU:HD23	1:B:118:ILE:HA	1	6.29
(2,215)	1:A:17:LEU:HD21	1:B:118:ILE:HA	2	6.29
(2,215)	1:A:17:LEU:HD22	1:B:118:ILE:HA	2	6.29
(2,215)	1:A:17:LEU:HD23	1:B:118:ILE:HA	2	6.29
(2,215)	1:A:17:LEU:HD21	1:B:118:ILE:HA	3	6.29

Continued on next page...

Continued from previous page...

Key	Atom-1	Atom-2	Model ID	Violation (Å)
(2,215)	1:A:17:LEU:HD22	1:B:118:ILE:HA	3	6.29
(2,215)	1:A:17:LEU:HD23	1:B:118:ILE:HA	3	6.29
(2,215)	1:A:17:LEU:HD21	1:B:118:ILE:HA	16	6.29
(2,215)	1:A:17:LEU:HD22	1:B:118:ILE:HA	16	6.29
(2,215)	1:A:17:LEU:HD23	1:B:118:ILE:HA	16	6.29
(2,215)	1:A:17:LEU:HD21	1:B:118:ILE:HA	18	6.29
(2,215)	1:A:17:LEU:HD22	1:B:118:ILE:HA	18	6.29
(2,215)	1:A:17:LEU:HD23	1:B:118:ILE:HA	18	6.29
(2,187)	1:A:17:LEU:H	1:B:117:LEU:HB2	19	6.29
(2,185)	1:A:17:LEU:HB2	1:B:117:LEU:H	16	6.29
(2,217)	1:A:18:ILE:HA	1:B:117:LEU:HD21	4	6.28
(2,217)	1:A:18:ILE:HA	1:B:117:LEU:HD22	4	6.28
(2,217)	1:A:18:ILE:HA	1:B:117:LEU:HD23	4	6.28
(2,217)	1:A:18:ILE:HA	1:B:117:LEU:HD21	10	6.28
(2,217)	1:A:18:ILE:HA	1:B:117:LEU:HD22	10	6.28
(2,217)	1:A:18:ILE:HA	1:B:117:LEU:HD23	10	6.28
(2,215)	1:A:17:LEU:HD21	1:B:118:ILE:HA	4	6.28
(2,215)	1:A:17:LEU:HD22	1:B:118:ILE:HA	4	6.28
(2,215)	1:A:17:LEU:HD23	1:B:118:ILE:HA	4	6.28
(2,215)	1:A:17:LEU:HD21	1:B:118:ILE:HA	10	6.28
(2,215)	1:A:17:LEU:HD22	1:B:118:ILE:HA	10	6.28
(2,215)	1:A:17:LEU:HD23	1:B:118:ILE:HA	10	6.28
(2,215)	1:A:17:LEU:HD21	1:B:118:ILE:HA	13	6.28
(2,215)	1:A:17:LEU:HD22	1:B:118:ILE:HA	13	6.28
(2,215)	1:A:17:LEU:HD23	1:B:118:ILE:HA	13	6.28
(2,215)	1:A:17:LEU:HD21	1:B:118:ILE:HA	14	6.28
(2,215)	1:A:17:LEU:HD22	1:B:118:ILE:HA	14	6.28
(2,215)	1:A:17:LEU:HD23	1:B:118:ILE:HA	14	6.28
(2,215)	1:A:17:LEU:HD21	1:B:118:ILE:HA	20	6.28
(2,215)	1:A:17:LEU:HD22	1:B:118:ILE:HA	20	6.28
(2,215)	1:A:17:LEU:HD23	1:B:118:ILE:HA	20	6.28
(2,371)	1:A:17:LEU:HB2	1:B:117:LEU:H	1	6.27
(2,371)	1:A:17:LEU:HB2	1:B:117:LEU:H	2	6.27
(2,371)	1:A:17:LEU:HB2	1:B:117:LEU:H	3	6.27
(2,371)	1:A:17:LEU:HB2	1:B:117:LEU:H	8	6.27
(2,371)	1:A:17:LEU:HB2	1:B:117:LEU:H	11	6.27
(2,371)	1:A:17:LEU:HB2	1:B:117:LEU:H	12	6.27
(2,371)	1:A:17:LEU:HB2	1:B:117:LEU:H	13	6.27
(2,371)	1:A:17:LEU:HB2	1:B:117:LEU:H	15	6.27
(2,369)	1:A:17:LEU:H	1:B:117:LEU:HB2	6	6.27
(2,217)	1:A:18:ILE:HA	1:B:117:LEU:HD21	18	6.27
(2,217)	1:A:18:ILE:HA	1:B:117:LEU:HD22	18	6.27

Continued on next page...

Continued from previous page...

Key	Atom-1	Atom-2	Model ID	Violation (Å)
(2,217)	1:A:18:ILE:HA	1:B:117:LEU:HD23	18	6.27
(2,187)	1:A:17:LEU:H	1:B:117:LEU:HB2	6	6.27
(2,185)	1:A:17:LEU:HB2	1:B:117:LEU:H	1	6.27
(2,185)	1:A:17:LEU:HB2	1:B:117:LEU:H	2	6.27
(2,185)	1:A:17:LEU:HB2	1:B:117:LEU:H	3	6.27
(2,185)	1:A:17:LEU:HB2	1:B:117:LEU:H	8	6.27
(2,185)	1:A:17:LEU:HB2	1:B:117:LEU:H	11	6.27
(2,185)	1:A:17:LEU:HB2	1:B:117:LEU:H	12	6.27
(2,185)	1:A:17:LEU:HB2	1:B:117:LEU:H	13	6.27
(2,185)	1:A:17:LEU:HB2	1:B:117:LEU:H	15	6.27
(2,369)	1:A:17:LEU:H	1:B:117:LEU:HB2	5	6.26
(2,187)	1:A:17:LEU:H	1:B:117:LEU:HB2	5	6.26
(2,371)	1:A:17:LEU:HB2	1:B:117:LEU:H	14	6.25
(2,185)	1:A:17:LEU:HB2	1:B:117:LEU:H	14	6.25
(2,371)	1:A:17:LEU:HB2	1:B:117:LEU:H	18	6.24
(2,369)	1:A:17:LEU:H	1:B:117:LEU:HB2	11	6.24
(2,217)	1:A:18:ILE:HA	1:B:117:LEU:HD21	13	6.24
(2,217)	1:A:18:ILE:HA	1:B:117:LEU:HD22	13	6.24
(2,217)	1:A:18:ILE:HA	1:B:117:LEU:HD23	13	6.24
(2,187)	1:A:17:LEU:H	1:B:117:LEU:HB2	11	6.24
(2,185)	1:A:17:LEU:HB2	1:B:117:LEU:H	18	6.24
(2,217)	1:A:18:ILE:HA	1:B:117:LEU:HD21	7	6.23
(2,217)	1:A:18:ILE:HA	1:B:117:LEU:HD22	7	6.23
(2,217)	1:A:18:ILE:HA	1:B:117:LEU:HD23	7	6.23
(2,217)	1:A:18:ILE:HA	1:B:117:LEU:HD21	14	6.23
(2,217)	1:A:18:ILE:HA	1:B:117:LEU:HD22	14	6.23
(2,217)	1:A:18:ILE:HA	1:B:117:LEU:HD23	14	6.23
(2,217)	1:A:18:ILE:HA	1:B:117:LEU:HD21	20	6.23
(2,217)	1:A:18:ILE:HA	1:B:117:LEU:HD22	20	6.23
(2,217)	1:A:18:ILE:HA	1:B:117:LEU:HD23	20	6.23
(2,215)	1:A:17:LEU:HD21	1:B:118:ILE:HA	9	6.23
(2,215)	1:A:17:LEU:HD22	1:B:118:ILE:HA	9	6.23
(2,215)	1:A:17:LEU:HD23	1:B:118:ILE:HA	9	6.23
(2,151)	1:A:16:VAL:HG21	1:B:116:VAL:H	17	6.23
(2,151)	1:A:16:VAL:HG22	1:B:116:VAL:H	17	6.23
(2,151)	1:A:16:VAL:HG23	1:B:116:VAL:H	17	6.23
(2,369)	1:A:17:LEU:H	1:B:117:LEU:HB2	18	6.22
(2,217)	1:A:18:ILE:HA	1:B:117:LEU:HD21	1	6.22
(2,217)	1:A:18:ILE:HA	1:B:117:LEU:HD22	1	6.22
(2,217)	1:A:18:ILE:HA	1:B:117:LEU:HD23	1	6.22
(2,217)	1:A:18:ILE:HA	1:B:117:LEU:HD21	8	6.22
(2,217)	1:A:18:ILE:HA	1:B:117:LEU:HD22	8	6.22

Continued on next page...

Continued from previous page...

Key	Atom-1	Atom-2	Model ID	Violation (Å)
(2,217)	1:A:18:ILE:HA	1:B:117:LEU:HD23	8	6.22
(2,217)	1:A:18:ILE:HA	1:B:117:LEU:HD21	12	6.22
(2,217)	1:A:18:ILE:HA	1:B:117:LEU:HD22	12	6.22
(2,217)	1:A:18:ILE:HA	1:B:117:LEU:HD23	12	6.22
(2,217)	1:A:18:ILE:HA	1:B:117:LEU:HD21	16	6.22
(2,217)	1:A:18:ILE:HA	1:B:117:LEU:HD22	16	6.22
(2,217)	1:A:18:ILE:HA	1:B:117:LEU:HD23	16	6.22
(2,215)	1:A:17:LEU:HD21	1:B:118:ILE:HA	5	6.22
(2,215)	1:A:17:LEU:HD22	1:B:118:ILE:HA	5	6.22
(2,215)	1:A:17:LEU:HD23	1:B:118:ILE:HA	5	6.22
(2,215)	1:A:17:LEU:HD21	1:B:118:ILE:HA	6	6.22
(2,215)	1:A:17:LEU:HD22	1:B:118:ILE:HA	6	6.22
(2,215)	1:A:17:LEU:HD23	1:B:118:ILE:HA	6	6.22
(2,215)	1:A:17:LEU:HD21	1:B:118:ILE:HA	19	6.22
(2,215)	1:A:17:LEU:HD22	1:B:118:ILE:HA	19	6.22
(2,215)	1:A:17:LEU:HD23	1:B:118:ILE:HA	19	6.22
(2,187)	1:A:17:LEU:H	1:B:117:LEU:HB2	18	6.22
(2,217)	1:A:18:ILE:HA	1:B:117:LEU:HD21	2	6.21
(2,217)	1:A:18:ILE:HA	1:B:117:LEU:HD22	2	6.21
(2,217)	1:A:18:ILE:HA	1:B:117:LEU:HD23	2	6.21
(2,217)	1:A:18:ILE:HA	1:B:117:LEU:HD21	3	6.21
(2,217)	1:A:18:ILE:HA	1:B:117:LEU:HD22	3	6.21
(2,217)	1:A:18:ILE:HA	1:B:117:LEU:HD23	3	6.21
(2,217)	1:A:18:ILE:HA	1:B:117:LEU:HD21	15	6.21
(2,217)	1:A:18:ILE:HA	1:B:117:LEU:HD22	15	6.21
(2,217)	1:A:18:ILE:HA	1:B:117:LEU:HD23	15	6.21
(2,215)	1:A:17:LEU:HD21	1:B:118:ILE:HA	17	6.21
(2,215)	1:A:17:LEU:HD22	1:B:118:ILE:HA	17	6.21
(2,215)	1:A:17:LEU:HD23	1:B:118:ILE:HA	17	6.21
(2,151)	1:A:16:VAL:HG21	1:B:116:VAL:H	20	6.18
(2,151)	1:A:16:VAL:HG22	1:B:116:VAL:H	20	6.18
(2,151)	1:A:16:VAL:HG23	1:B:116:VAL:H	20	6.18
(2,371)	1:A:17:LEU:HB2	1:B:117:LEU:H	20	6.17
(2,185)	1:A:17:LEU:HB2	1:B:117:LEU:H	20	6.17
(2,151)	1:A:16:VAL:HG21	1:B:116:VAL:H	12	6.17
(2,151)	1:A:16:VAL:HG22	1:B:116:VAL:H	12	6.17
(2,151)	1:A:16:VAL:HG23	1:B:116:VAL:H	12	6.17
(2,149)	1:A:16:VAL:H	1:B:116:VAL:HG21	19	6.17
(2,149)	1:A:16:VAL:H	1:B:116:VAL:HG22	19	6.17
(2,149)	1:A:16:VAL:H	1:B:116:VAL:HG23	19	6.17
(2,215)	1:A:17:LEU:HD21	1:B:118:ILE:HA	11	6.16
(2,215)	1:A:17:LEU:HD22	1:B:118:ILE:HA	11	6.16

Continued on next page...

Continued from previous page...

Key	Atom-1	Atom-2	Model ID	Violation (Å)
(2,215)	1:A:17:LEU:HD23	1:B:118:ILE:HA	11	6.16
(2,151)	1:A:16:VAL:HG21	1:B:116:VAL:H	1	6.16
(2,151)	1:A:16:VAL:HG22	1:B:116:VAL:H	1	6.16
(2,151)	1:A:16:VAL:HG23	1:B:116:VAL:H	1	6.16
(2,151)	1:A:16:VAL:HG21	1:B:116:VAL:H	15	6.16
(2,151)	1:A:16:VAL:HG22	1:B:116:VAL:H	15	6.16
(2,151)	1:A:16:VAL:HG23	1:B:116:VAL:H	15	6.16
(2,151)	1:A:16:VAL:HG21	1:B:116:VAL:H	16	6.15
(2,151)	1:A:16:VAL:HG22	1:B:116:VAL:H	16	6.15
(2,151)	1:A:16:VAL:HG23	1:B:116:VAL:H	16	6.15
(2,177)	1:A:17:LEU:HB2	1:B:117:LEU:HD11	11	6.03
(2,177)	1:A:17:LEU:HB2	1:B:117:LEU:HD12	11	6.03
(2,177)	1:A:17:LEU:HB2	1:B:117:LEU:HD13	11	6.03
(2,363)	1:A:16:VAL:H	1:B:117:LEU:H	11	5.99
(2,363)	1:A:16:VAL:H	1:B:117:LEU:H	20	5.99
(2,153)	1:A:16:VAL:H	1:B:117:LEU:H	11	5.99
(2,153)	1:A:16:VAL:H	1:B:117:LEU:H	20	5.99
(2,361)	1:A:17:LEU:H	1:B:116:VAL:H	18	5.98
(2,155)	1:A:17:LEU:H	1:B:116:VAL:H	18	5.98
(2,363)	1:A:16:VAL:H	1:B:117:LEU:H	13	5.97
(2,363)	1:A:16:VAL:H	1:B:117:LEU:H	19	5.97
(2,361)	1:A:17:LEU:H	1:B:116:VAL:H	9	5.97
(2,361)	1:A:17:LEU:H	1:B:116:VAL:H	11	5.97
(2,361)	1:A:17:LEU:H	1:B:116:VAL:H	16	5.97
(2,155)	1:A:17:LEU:H	1:B:116:VAL:H	9	5.97
(2,155)	1:A:17:LEU:H	1:B:116:VAL:H	11	5.97
(2,155)	1:A:17:LEU:H	1:B:116:VAL:H	16	5.97
(2,153)	1:A:16:VAL:H	1:B:117:LEU:H	13	5.97
(2,153)	1:A:16:VAL:H	1:B:117:LEU:H	19	5.97
(2,363)	1:A:16:VAL:H	1:B:117:LEU:H	14	5.96
(2,363)	1:A:16:VAL:H	1:B:117:LEU:H	17	5.96
(2,361)	1:A:17:LEU:H	1:B:116:VAL:H	1	5.96
(2,361)	1:A:17:LEU:H	1:B:116:VAL:H	2	5.96
(2,361)	1:A:17:LEU:H	1:B:116:VAL:H	3	5.96
(2,361)	1:A:17:LEU:H	1:B:116:VAL:H	15	5.96
(2,361)	1:A:17:LEU:H	1:B:116:VAL:H	17	5.96
(2,155)	1:A:17:LEU:H	1:B:116:VAL:H	1	5.96
(2,155)	1:A:17:LEU:H	1:B:116:VAL:H	2	5.96
(2,155)	1:A:17:LEU:H	1:B:116:VAL:H	3	5.96
(2,155)	1:A:17:LEU:H	1:B:116:VAL:H	15	5.96
(2,155)	1:A:17:LEU:H	1:B:116:VAL:H	17	5.96
(2,153)	1:A:16:VAL:H	1:B:117:LEU:H	14	5.96

Continued on next page...

Continued from previous page...

Key	Atom-1	Atom-2	Model ID	Violation (Å)
(2,153)	1:A:16:VAL:H	1:B:117:LEU:H	17	5.96
(2,363)	1:A:16:VAL:H	1:B:117:LEU:H	3	5.95
(2,363)	1:A:16:VAL:H	1:B:117:LEU:H	6	5.95
(2,363)	1:A:16:VAL:H	1:B:117:LEU:H	8	5.95
(2,363)	1:A:16:VAL:H	1:B:117:LEU:H	9	5.95
(2,361)	1:A:17:LEU:H	1:B:116:VAL:H	6	5.95
(2,361)	1:A:17:LEU:H	1:B:116:VAL:H	7	5.95
(2,361)	1:A:17:LEU:H	1:B:116:VAL:H	12	5.95
(2,179)	1:A:17:LEU:HD11	1:B:117:LEU:HB2	18	5.95
(2,179)	1:A:17:LEU:HD12	1:B:117:LEU:HB2	18	5.95
(2,179)	1:A:17:LEU:HD13	1:B:117:LEU:HB2	18	5.95
(2,155)	1:A:17:LEU:H	1:B:116:VAL:H	6	5.95
(2,155)	1:A:17:LEU:H	1:B:116:VAL:H	7	5.95
(2,155)	1:A:17:LEU:H	1:B:116:VAL:H	12	5.95
(2,153)	1:A:16:VAL:H	1:B:117:LEU:H	3	5.95
(2,153)	1:A:16:VAL:H	1:B:117:LEU:H	6	5.95
(2,153)	1:A:16:VAL:H	1:B:117:LEU:H	8	5.95
(2,153)	1:A:16:VAL:H	1:B:117:LEU:H	9	5.95
(2,363)	1:A:16:VAL:H	1:B:117:LEU:H	1	5.94
(2,363)	1:A:16:VAL:H	1:B:117:LEU:H	2	5.94
(2,363)	1:A:16:VAL:H	1:B:117:LEU:H	7	5.94
(2,363)	1:A:16:VAL:H	1:B:117:LEU:H	15	5.94
(2,363)	1:A:16:VAL:H	1:B:117:LEU:H	16	5.94
(2,363)	1:A:16:VAL:H	1:B:117:LEU:H	18	5.94
(2,361)	1:A:17:LEU:H	1:B:116:VAL:H	4	5.94
(2,361)	1:A:17:LEU:H	1:B:116:VAL:H	5	5.94
(2,361)	1:A:17:LEU:H	1:B:116:VAL:H	19	5.94
(2,361)	1:A:17:LEU:H	1:B:116:VAL:H	20	5.94
(2,155)	1:A:17:LEU:H	1:B:116:VAL:H	4	5.94
(2,155)	1:A:17:LEU:H	1:B:116:VAL:H	5	5.94
(2,155)	1:A:17:LEU:H	1:B:116:VAL:H	19	5.94
(2,155)	1:A:17:LEU:H	1:B:116:VAL:H	20	5.94
(2,153)	1:A:16:VAL:H	1:B:117:LEU:H	1	5.94
(2,153)	1:A:16:VAL:H	1:B:117:LEU:H	2	5.94
(2,153)	1:A:16:VAL:H	1:B:117:LEU:H	7	5.94
(2,153)	1:A:16:VAL:H	1:B:117:LEU:H	15	5.94
(2,153)	1:A:16:VAL:H	1:B:117:LEU:H	16	5.94
(2,153)	1:A:16:VAL:H	1:B:117:LEU:H	18	5.94
(2,363)	1:A:16:VAL:H	1:B:117:LEU:H	4	5.93
(2,363)	1:A:16:VAL:H	1:B:117:LEU:H	10	5.93
(2,361)	1:A:17:LEU:H	1:B:116:VAL:H	8	5.93
(2,361)	1:A:17:LEU:H	1:B:116:VAL:H	10	5.93

Continued on next page...

Continued from previous page...

Key	Atom-1	Atom-2	Model ID	Violation (Å)
(2,361)	1:A:17:LEU:H	1:B:116:VAL:H	13	5.93
(2,155)	1:A:17:LEU:H	1:B:116:VAL:H	8	5.93
(2,155)	1:A:17:LEU:H	1:B:116:VAL:H	10	5.93
(2,155)	1:A:17:LEU:H	1:B:116:VAL:H	13	5.93
(2,153)	1:A:16:VAL:H	1:B:117:LEU:H	4	5.93
(2,153)	1:A:16:VAL:H	1:B:117:LEU:H	10	5.93
(2,363)	1:A:16:VAL:H	1:B:117:LEU:H	5	5.92
(2,363)	1:A:16:VAL:H	1:B:117:LEU:H	12	5.92
(2,361)	1:A:17:LEU:H	1:B:116:VAL:H	14	5.92
(2,179)	1:A:17:LEU:HD11	1:B:117:LEU:HB2	20	5.92
(2,179)	1:A:17:LEU:HD12	1:B:117:LEU:HB2	20	5.92
(2,179)	1:A:17:LEU:HD13	1:B:117:LEU:HB2	20	5.92
(2,177)	1:A:17:LEU:HB2	1:B:117:LEU:HD11	20	5.92
(2,177)	1:A:17:LEU:HB2	1:B:117:LEU:HD12	20	5.92
(2,177)	1:A:17:LEU:HB2	1:B:117:LEU:HD13	20	5.92
(2,155)	1:A:17:LEU:H	1:B:116:VAL:H	14	5.92
(2,153)	1:A:16:VAL:H	1:B:117:LEU:H	5	5.92
(2,153)	1:A:16:VAL:H	1:B:117:LEU:H	12	5.92
(2,177)	1:A:17:LEU:HB2	1:B:117:LEU:HD11	18	5.91
(2,177)	1:A:17:LEU:HB2	1:B:117:LEU:HD12	18	5.91
(2,177)	1:A:17:LEU:HB2	1:B:117:LEU:HD13	18	5.91
(2,179)	1:A:17:LEU:HD11	1:B:117:LEU:HB2	1	5.88
(2,179)	1:A:17:LEU:HD12	1:B:117:LEU:HB2	1	5.88
(2,179)	1:A:17:LEU:HD13	1:B:117:LEU:HB2	1	5.88
(2,179)	1:A:17:LEU:HD11	1:B:117:LEU:HB2	12	5.88
(2,179)	1:A:17:LEU:HD12	1:B:117:LEU:HB2	12	5.88
(2,179)	1:A:17:LEU:HD13	1:B:117:LEU:HB2	12	5.88
(2,177)	1:A:17:LEU:HB2	1:B:117:LEU:HD11	19	5.88
(2,177)	1:A:17:LEU:HB2	1:B:117:LEU:HD12	19	5.88
(2,177)	1:A:17:LEU:HB2	1:B:117:LEU:HD13	19	5.88
(2,179)	1:A:17:LEU:HD11	1:B:117:LEU:HB2	2	5.87
(2,179)	1:A:17:LEU:HD12	1:B:117:LEU:HB2	2	5.87
(2,179)	1:A:17:LEU:HD13	1:B:117:LEU:HB2	2	5.87
(2,179)	1:A:17:LEU:HD11	1:B:117:LEU:HB2	3	5.87
(2,179)	1:A:17:LEU:HD12	1:B:117:LEU:HB2	3	5.87
(2,179)	1:A:17:LEU:HD13	1:B:117:LEU:HB2	3	5.87
(2,179)	1:A:17:LEU:HD11	1:B:117:LEU:HB2	7	5.87
(2,179)	1:A:17:LEU:HD12	1:B:117:LEU:HB2	7	5.87
(2,179)	1:A:17:LEU:HD13	1:B:117:LEU:HB2	7	5.87
(2,179)	1:A:17:LEU:HD11	1:B:117:LEU:HB2	8	5.87
(2,179)	1:A:17:LEU:HD12	1:B:117:LEU:HB2	8	5.87
(2,179)	1:A:17:LEU:HD13	1:B:117:LEU:HB2	8	5.87

Continued on next page...

Continued from previous page...

Key	Atom-1	Atom-2	Model ID	Violation (Å)
(2,179)	1:A:17:LEU:HD11	1:B:117:LEU:HB2	15	5.87
(2,179)	1:A:17:LEU:HD12	1:B:117:LEU:HB2	15	5.87
(2,179)	1:A:17:LEU:HD13	1:B:117:LEU:HB2	15	5.87
(2,179)	1:A:17:LEU:HD11	1:B:117:LEU:HB2	16	5.87
(2,179)	1:A:17:LEU:HD12	1:B:117:LEU:HB2	16	5.87
(2,179)	1:A:17:LEU:HD13	1:B:117:LEU:HB2	16	5.87
(2,177)	1:A:17:LEU:HB2	1:B:117:LEU:HD11	5	5.87
(2,177)	1:A:17:LEU:HB2	1:B:117:LEU:HD12	5	5.87
(2,177)	1:A:17:LEU:HB2	1:B:117:LEU:HD13	5	5.87
(2,177)	1:A:17:LEU:HB2	1:B:117:LEU:HD11	6	5.87
(2,177)	1:A:17:LEU:HB2	1:B:117:LEU:HD12	6	5.87
(2,177)	1:A:17:LEU:HB2	1:B:117:LEU:HD13	6	5.87
(2,179)	1:A:17:LEU:HD11	1:B:117:LEU:HB2	11	5.86
(2,179)	1:A:17:LEU:HD12	1:B:117:LEU:HB2	11	5.86
(2,179)	1:A:17:LEU:HD13	1:B:117:LEU:HB2	11	5.86
(2,179)	1:A:17:LEU:HD11	1:B:117:LEU:HB2	13	5.85
(2,179)	1:A:17:LEU:HD12	1:B:117:LEU:HB2	13	5.85
(2,179)	1:A:17:LEU:HD13	1:B:117:LEU:HB2	13	5.85
(2,179)	1:A:17:LEU:HD11	1:B:117:LEU:HB2	14	5.85
(2,179)	1:A:17:LEU:HD12	1:B:117:LEU:HB2	14	5.85
(2,179)	1:A:17:LEU:HD13	1:B:117:LEU:HB2	14	5.85
(2,253)	1:A:18:ILE:HA	1:B:118:ILE:HD11	18	5.84
(2,253)	1:A:18:ILE:HA	1:B:118:ILE:HD12	18	5.84
(2,253)	1:A:18:ILE:HA	1:B:118:ILE:HD13	18	5.84
(2,179)	1:A:17:LEU:HD11	1:B:117:LEU:HB2	4	5.84
(2,179)	1:A:17:LEU:HD12	1:B:117:LEU:HB2	4	5.84
(2,179)	1:A:17:LEU:HD13	1:B:117:LEU:HB2	4	5.84
(2,179)	1:A:17:LEU:HD11	1:B:117:LEU:HB2	10	5.84
(2,179)	1:A:17:LEU:HD12	1:B:117:LEU:HB2	10	5.84
(2,179)	1:A:17:LEU:HD13	1:B:117:LEU:HB2	10	5.84
(2,177)	1:A:17:LEU:HB2	1:B:117:LEU:HD11	4	5.84
(2,177)	1:A:17:LEU:HB2	1:B:117:LEU:HD12	4	5.84
(2,177)	1:A:17:LEU:HB2	1:B:117:LEU:HD13	4	5.84
(2,177)	1:A:17:LEU:HB2	1:B:117:LEU:HD11	9	5.84
(2,177)	1:A:17:LEU:HB2	1:B:117:LEU:HD12	9	5.84
(2,177)	1:A:17:LEU:HB2	1:B:117:LEU:HD13	9	5.84
(2,177)	1:A:17:LEU:HB2	1:B:117:LEU:HD11	10	5.84
(2,177)	1:A:17:LEU:HB2	1:B:117:LEU:HD12	10	5.84
(2,177)	1:A:17:LEU:HB2	1:B:117:LEU:HD13	10	5.84
(2,177)	1:A:17:LEU:HB2	1:B:117:LEU:HD11	13	5.84
(2,177)	1:A:17:LEU:HB2	1:B:117:LEU:HD12	13	5.84
(2,177)	1:A:17:LEU:HB2	1:B:117:LEU:HD13	13	5.84

Continued on next page...

Continued from previous page...

Key	Atom-1	Atom-2	Model ID	Violation (Å)
(2,177)	1:A:17:LEU:HB2	1:B:117:LEU:HD11	17	5.84
(2,177)	1:A:17:LEU:HB2	1:B:117:LEU:HD12	17	5.84
(2,177)	1:A:17:LEU:HB2	1:B:117:LEU:HD13	17	5.84
(2,179)	1:A:17:LEU:HD11	1:B:117:LEU:HB2	5	5.82
(2,179)	1:A:17:LEU:HD12	1:B:117:LEU:HB2	5	5.82
(2,179)	1:A:17:LEU:HD13	1:B:117:LEU:HB2	5	5.82
(2,179)	1:A:17:LEU:HD11	1:B:117:LEU:HB2	6	5.82
(2,179)	1:A:17:LEU:HD12	1:B:117:LEU:HB2	6	5.82
(2,179)	1:A:17:LEU:HD13	1:B:117:LEU:HB2	6	5.82
(2,179)	1:A:17:LEU:HD11	1:B:117:LEU:HB2	19	5.82
(2,179)	1:A:17:LEU:HD12	1:B:117:LEU:HB2	19	5.82
(2,179)	1:A:17:LEU:HD13	1:B:117:LEU:HB2	19	5.82
(2,177)	1:A:17:LEU:HB2	1:B:117:LEU:HD11	1	5.82
(2,177)	1:A:17:LEU:HB2	1:B:117:LEU:HD12	1	5.82
(2,177)	1:A:17:LEU:HB2	1:B:117:LEU:HD13	1	5.82
(2,177)	1:A:17:LEU:HB2	1:B:117:LEU:HD11	7	5.82
(2,177)	1:A:17:LEU:HB2	1:B:117:LEU:HD12	7	5.82
(2,177)	1:A:17:LEU:HB2	1:B:117:LEU:HD13	7	5.82
(2,177)	1:A:17:LEU:HB2	1:B:117:LEU:HD11	8	5.82
(2,177)	1:A:17:LEU:HB2	1:B:117:LEU:HD12	8	5.82
(2,177)	1:A:17:LEU:HB2	1:B:117:LEU:HD13	8	5.82
(2,177)	1:A:17:LEU:HB2	1:B:117:LEU:HD11	12	5.82
(2,177)	1:A:17:LEU:HB2	1:B:117:LEU:HD12	12	5.82
(2,177)	1:A:17:LEU:HB2	1:B:117:LEU:HD13	12	5.82
(2,177)	1:A:17:LEU:HB2	1:B:117:LEU:HD11	2	5.81
(2,177)	1:A:17:LEU:HB2	1:B:117:LEU:HD12	2	5.81
(2,177)	1:A:17:LEU:HB2	1:B:117:LEU:HD13	2	5.81
(2,177)	1:A:17:LEU:HB2	1:B:117:LEU:HD11	3	5.81
(2,177)	1:A:17:LEU:HB2	1:B:117:LEU:HD12	3	5.81
(2,177)	1:A:17:LEU:HB2	1:B:117:LEU:HD13	3	5.81
(2,177)	1:A:17:LEU:HB2	1:B:117:LEU:HD11	14	5.81
(2,177)	1:A:17:LEU:HB2	1:B:117:LEU:HD12	14	5.81
(2,177)	1:A:17:LEU:HB2	1:B:117:LEU:HD13	14	5.81
(2,177)	1:A:17:LEU:HB2	1:B:117:LEU:HD11	15	5.81
(2,177)	1:A:17:LEU:HB2	1:B:117:LEU:HD12	15	5.81
(2,177)	1:A:17:LEU:HB2	1:B:117:LEU:HD13	15	5.81
(2,251)	1:A:18:ILE:HD11	1:B:118:ILE:HA	11	5.8
(2,251)	1:A:18:ILE:HD12	1:B:118:ILE:HA	11	5.8
(2,251)	1:A:18:ILE:HD13	1:B:118:ILE:HA	11	5.8
(2,251)	1:A:18:ILE:HD11	1:B:118:ILE:HA	20	5.8
(2,251)	1:A:18:ILE:HD12	1:B:118:ILE:HA	20	5.8
(2,251)	1:A:18:ILE:HD13	1:B:118:ILE:HA	20	5.8

Continued on next page...

Continued from previous page...

Key	Atom-1	Atom-2	Model ID	Violation (Å)
(2,179)	1:A:17:LEU:HD11	1:B:117:LEU:HB2	9	5.8
(2,179)	1:A:17:LEU:HD12	1:B:117:LEU:HB2	9	5.8
(2,179)	1:A:17:LEU:HD13	1:B:117:LEU:HB2	9	5.8
(2,177)	1:A:17:LEU:HB2	1:B:117:LEU:HD11	16	5.8
(2,177)	1:A:17:LEU:HB2	1:B:117:LEU:HD12	16	5.8
(2,177)	1:A:17:LEU:HB2	1:B:117:LEU:HD13	16	5.8
(2,179)	1:A:17:LEU:HD11	1:B:117:LEU:HB2	17	5.77
(2,179)	1:A:17:LEU:HD12	1:B:117:LEU:HB2	17	5.77
(2,179)	1:A:17:LEU:HD13	1:B:117:LEU:HB2	17	5.77
(2,433)	1:A:17:LEU:H	1:B:117:LEU:HB3	17	5.66
(2,389)	1:A:17:LEU:H	1:B:117:LEU:HB3	17	5.66
(2,433)	1:A:17:LEU:H	1:B:117:LEU:HB3	4	5.63
(2,433)	1:A:17:LEU:H	1:B:117:LEU:HB3	9	5.63
(2,431)	1:A:17:LEU:HB3	1:B:117:LEU:H	7	5.63
(2,431)	1:A:17:LEU:HB3	1:B:117:LEU:H	16	5.63
(2,391)	1:A:17:LEU:HB3	1:B:117:LEU:H	7	5.63
(2,391)	1:A:17:LEU:HB3	1:B:117:LEU:H	16	5.63
(2,389)	1:A:17:LEU:H	1:B:117:LEU:HB3	4	5.63
(2,389)	1:A:17:LEU:H	1:B:117:LEU:HB3	9	5.63
(2,433)	1:A:17:LEU:H	1:B:117:LEU:HB3	6	5.62
(2,433)	1:A:17:LEU:H	1:B:117:LEU:HB3	10	5.62
(2,433)	1:A:17:LEU:H	1:B:117:LEU:HB3	19	5.62
(2,431)	1:A:17:LEU:HB3	1:B:117:LEU:H	1	5.62
(2,431)	1:A:17:LEU:HB3	1:B:117:LEU:H	2	5.62
(2,431)	1:A:17:LEU:HB3	1:B:117:LEU:H	3	5.62
(2,431)	1:A:17:LEU:HB3	1:B:117:LEU:H	4	5.62
(2,431)	1:A:17:LEU:HB3	1:B:117:LEU:H	10	5.62
(2,431)	1:A:17:LEU:HB3	1:B:117:LEU:H	12	5.62
(2,431)	1:A:17:LEU:HB3	1:B:117:LEU:H	15	5.62
(2,391)	1:A:17:LEU:HB3	1:B:117:LEU:H	1	5.62
(2,391)	1:A:17:LEU:HB3	1:B:117:LEU:H	2	5.62
(2,391)	1:A:17:LEU:HB3	1:B:117:LEU:H	3	5.62
(2,391)	1:A:17:LEU:HB3	1:B:117:LEU:H	4	5.62
(2,391)	1:A:17:LEU:HB3	1:B:117:LEU:H	10	5.62
(2,391)	1:A:17:LEU:HB3	1:B:117:LEU:H	12	5.62
(2,391)	1:A:17:LEU:HB3	1:B:117:LEU:H	15	5.62
(2,389)	1:A:17:LEU:H	1:B:117:LEU:HB3	6	5.62
(2,389)	1:A:17:LEU:H	1:B:117:LEU:HB3	10	5.62
(2,389)	1:A:17:LEU:H	1:B:117:LEU:HB3	19	5.62
(2,489)	1:A:18:ILE:H	1:B:118:ILE:HD11	18	5.61
(2,489)	1:A:18:ILE:H	1:B:118:ILE:HD12	18	5.61
(2,489)	1:A:18:ILE:H	1:B:118:ILE:HD13	18	5.61

Continued on next page...

Continued from previous page...

Key	Atom-1	Atom-2	Model ID	Violation (Å)
(2,433)	1:A:17:LEU:H	1:B:117:LEU:HB3	14	5.61
(2,389)	1:A:17:LEU:H	1:B:117:LEU:HB3	14	5.61
(2,257)	1:A:18:ILE:H	1:B:118:ILE:HD11	18	5.61
(2,257)	1:A:18:ILE:H	1:B:118:ILE:HD12	18	5.61
(2,257)	1:A:18:ILE:H	1:B:118:ILE:HD13	18	5.61
(2,491)	1:A:18:ILE:HD11	1:B:118:ILE:H	20	5.6
(2,491)	1:A:18:ILE:HD12	1:B:118:ILE:H	20	5.6
(2,491)	1:A:18:ILE:HD13	1:B:118:ILE:H	20	5.6
(2,433)	1:A:17:LEU:H	1:B:117:LEU:HB3	13	5.6
(2,431)	1:A:17:LEU:HB3	1:B:117:LEU:H	8	5.6
(2,431)	1:A:17:LEU:HB3	1:B:117:LEU:H	9	5.6
(2,391)	1:A:17:LEU:HB3	1:B:117:LEU:H	8	5.6
(2,391)	1:A:17:LEU:HB3	1:B:117:LEU:H	9	5.6
(2,389)	1:A:17:LEU:H	1:B:117:LEU:HB3	13	5.6
(2,255)	1:A:18:ILE:HD11	1:B:118:ILE:H	20	5.6
(2,255)	1:A:18:ILE:HD12	1:B:118:ILE:H	20	5.6
(2,255)	1:A:18:ILE:HD13	1:B:118:ILE:H	20	5.6
(2,433)	1:A:17:LEU:H	1:B:117:LEU:HB3	5	5.59
(2,433)	1:A:17:LEU:H	1:B:117:LEU:HB3	11	5.59
(2,431)	1:A:17:LEU:HB3	1:B:117:LEU:H	14	5.59
(2,391)	1:A:17:LEU:HB3	1:B:117:LEU:H	14	5.59
(2,389)	1:A:17:LEU:H	1:B:117:LEU:HB3	5	5.59
(2,389)	1:A:17:LEU:H	1:B:117:LEU:HB3	11	5.59
(2,433)	1:A:17:LEU:H	1:B:117:LEU:HB3	7	5.58
(2,433)	1:A:17:LEU:H	1:B:117:LEU:HB3	8	5.58
(2,431)	1:A:17:LEU:HB3	1:B:117:LEU:H	5	5.58
(2,431)	1:A:17:LEU:HB3	1:B:117:LEU:H	6	5.58
(2,431)	1:A:17:LEU:HB3	1:B:117:LEU:H	13	5.58
(2,431)	1:A:17:LEU:HB3	1:B:117:LEU:H	17	5.58
(2,391)	1:A:17:LEU:HB3	1:B:117:LEU:H	5	5.58
(2,391)	1:A:17:LEU:HB3	1:B:117:LEU:H	6	5.58
(2,391)	1:A:17:LEU:HB3	1:B:117:LEU:H	13	5.58
(2,391)	1:A:17:LEU:HB3	1:B:117:LEU:H	17	5.58
(2,389)	1:A:17:LEU:H	1:B:117:LEU:HB3	7	5.58
(2,389)	1:A:17:LEU:H	1:B:117:LEU:HB3	8	5.58
(2,433)	1:A:17:LEU:H	1:B:117:LEU:HB3	1	5.57
(2,433)	1:A:17:LEU:H	1:B:117:LEU:HB3	3	5.57
(2,433)	1:A:17:LEU:H	1:B:117:LEU:HB3	16	5.57
(2,389)	1:A:17:LEU:H	1:B:117:LEU:HB3	1	5.57
(2,389)	1:A:17:LEU:H	1:B:117:LEU:HB3	3	5.57
(2,389)	1:A:17:LEU:H	1:B:117:LEU:HB3	16	5.57
(2,491)	1:A:18:ILE:HD11	1:B:118:ILE:H	11	5.56

Continued on next page...

Continued from previous page...

Key	Atom-1	Atom-2	Model ID	Violation (Å)
(2,491)	1:A:18:ILE:HD12	1:B:118:ILE:H	11	5.56
(2,491)	1:A:18:ILE:HD13	1:B:118:ILE:H	11	5.56
(2,433)	1:A:17:LEU:H	1:B:117:LEU:HB3	2	5.56
(2,433)	1:A:17:LEU:H	1:B:117:LEU:HB3	12	5.56
(2,433)	1:A:17:LEU:H	1:B:117:LEU:HB3	15	5.56
(2,431)	1:A:17:LEU:HB3	1:B:117:LEU:H	19	5.56
(2,391)	1:A:17:LEU:HB3	1:B:117:LEU:H	19	5.56
(2,389)	1:A:17:LEU:H	1:B:117:LEU:HB3	2	5.56
(2,389)	1:A:17:LEU:H	1:B:117:LEU:HB3	12	5.56
(2,389)	1:A:17:LEU:H	1:B:117:LEU:HB3	15	5.56
(2,255)	1:A:18:ILE:HD11	1:B:118:ILE:H	11	5.56
(2,255)	1:A:18:ILE:HD12	1:B:118:ILE:H	11	5.56
(2,255)	1:A:18:ILE:HD13	1:B:118:ILE:H	11	5.56
(2,431)	1:A:17:LEU:HB3	1:B:117:LEU:H	18	5.54
(2,391)	1:A:17:LEU:HB3	1:B:117:LEU:H	18	5.54
(2,433)	1:A:17:LEU:H	1:B:117:LEU:HB3	18	5.49
(2,433)	1:A:17:LEU:H	1:B:117:LEU:HB3	20	5.49
(2,389)	1:A:17:LEU:H	1:B:117:LEU:HB3	18	5.49
(2,389)	1:A:17:LEU:H	1:B:117:LEU:HB3	20	5.49
(2,251)	1:A:18:ILE:HD11	1:B:118:ILE:HA	13	5.49
(2,251)	1:A:18:ILE:HD12	1:B:118:ILE:HA	13	5.49
(2,251)	1:A:18:ILE:HD13	1:B:118:ILE:HA	13	5.49
(2,431)	1:A:17:LEU:HB3	1:B:117:LEU:H	20	5.46
(2,391)	1:A:17:LEU:HB3	1:B:117:LEU:H	20	5.46
(2,253)	1:A:18:ILE:HA	1:B:118:ILE:HD11	6	5.43
(2,253)	1:A:18:ILE:HA	1:B:118:ILE:HD12	6	5.43
(2,253)	1:A:18:ILE:HA	1:B:118:ILE:HD13	6	5.43
(2,431)	1:A:17:LEU:HB3	1:B:117:LEU:H	11	5.42
(2,391)	1:A:17:LEU:HB3	1:B:117:LEU:H	11	5.42
(2,253)	1:A:18:ILE:HA	1:B:118:ILE:HD11	5	5.42
(2,253)	1:A:18:ILE:HA	1:B:118:ILE:HD12	5	5.42
(2,253)	1:A:18:ILE:HA	1:B:118:ILE:HD13	5	5.42
(2,253)	1:A:18:ILE:HA	1:B:118:ILE:HD11	17	5.42
(2,253)	1:A:18:ILE:HA	1:B:118:ILE:HD12	17	5.42
(2,253)	1:A:18:ILE:HA	1:B:118:ILE:HD13	17	5.42
(2,251)	1:A:18:ILE:HD11	1:B:118:ILE:HA	2	5.42
(2,251)	1:A:18:ILE:HD12	1:B:118:ILE:HA	2	5.42
(2,251)	1:A:18:ILE:HD13	1:B:118:ILE:HA	2	5.42
(2,251)	1:A:18:ILE:HD11	1:B:118:ILE:HA	3	5.42
(2,251)	1:A:18:ILE:HD12	1:B:118:ILE:HA	3	5.42
(2,251)	1:A:18:ILE:HD13	1:B:118:ILE:HA	3	5.42
(2,251)	1:A:18:ILE:HD11	1:B:118:ILE:HA	12	5.42

Continued on next page...

Continued from previous page...

Key	Atom-1	Atom-2	Model ID	Violation (Å)
(2,251)	1:A:18:ILE:HD12	1:B:118:ILE:HA	12	5.42
(2,251)	1:A:18:ILE:HD13	1:B:118:ILE:HA	12	5.42
(2,253)	1:A:18:ILE:HA	1:B:118:ILE:HD11	10	5.41
(2,253)	1:A:18:ILE:HA	1:B:118:ILE:HD12	10	5.41
(2,253)	1:A:18:ILE:HA	1:B:118:ILE:HD13	10	5.41
(2,251)	1:A:18:ILE:HD11	1:B:118:ILE:HA	15	5.41
(2,251)	1:A:18:ILE:HD12	1:B:118:ILE:HA	15	5.41
(2,251)	1:A:18:ILE:HD13	1:B:118:ILE:HA	15	5.41
(2,253)	1:A:18:ILE:HA	1:B:118:ILE:HD11	4	5.4
(2,253)	1:A:18:ILE:HA	1:B:118:ILE:HD12	4	5.4
(2,253)	1:A:18:ILE:HA	1:B:118:ILE:HD13	4	5.4
(2,251)	1:A:18:ILE:HD11	1:B:118:ILE:HA	1	5.4
(2,251)	1:A:18:ILE:HD12	1:B:118:ILE:HA	1	5.4
(2,251)	1:A:18:ILE:HD13	1:B:118:ILE:HA	1	5.4
(2,251)	1:A:18:ILE:HD11	1:B:118:ILE:HA	10	5.4
(2,251)	1:A:18:ILE:HD12	1:B:118:ILE:HA	10	5.4
(2,251)	1:A:18:ILE:HD13	1:B:118:ILE:HA	10	5.4
(2,253)	1:A:18:ILE:HA	1:B:118:ILE:HD11	12	5.39
(2,253)	1:A:18:ILE:HA	1:B:118:ILE:HD12	12	5.39
(2,253)	1:A:18:ILE:HA	1:B:118:ILE:HD13	12	5.39
(2,251)	1:A:18:ILE:HD11	1:B:118:ILE:HA	4	5.39
(2,251)	1:A:18:ILE:HD12	1:B:118:ILE:HA	4	5.39
(2,251)	1:A:18:ILE:HD13	1:B:118:ILE:HA	4	5.39
(2,251)	1:A:18:ILE:HD11	1:B:118:ILE:HA	5	5.39
(2,251)	1:A:18:ILE:HD12	1:B:118:ILE:HA	5	5.39
(2,251)	1:A:18:ILE:HD13	1:B:118:ILE:HA	5	5.39
(2,251)	1:A:18:ILE:HD11	1:B:118:ILE:HA	16	5.39
(2,251)	1:A:18:ILE:HD12	1:B:118:ILE:HA	16	5.39
(2,251)	1:A:18:ILE:HD13	1:B:118:ILE:HA	16	5.39
(2,253)	1:A:18:ILE:HA	1:B:118:ILE:HD11	2	5.38
(2,253)	1:A:18:ILE:HA	1:B:118:ILE:HD12	2	5.38
(2,253)	1:A:18:ILE:HA	1:B:118:ILE:HD13	2	5.38
(2,253)	1:A:18:ILE:HA	1:B:118:ILE:HD11	3	5.38
(2,253)	1:A:18:ILE:HA	1:B:118:ILE:HD12	3	5.38
(2,253)	1:A:18:ILE:HA	1:B:118:ILE:HD13	3	5.38
(2,253)	1:A:18:ILE:HA	1:B:118:ILE:HD11	15	5.38
(2,253)	1:A:18:ILE:HA	1:B:118:ILE:HD12	15	5.38
(2,253)	1:A:18:ILE:HA	1:B:118:ILE:HD13	15	5.38
(2,251)	1:A:18:ILE:HD11	1:B:118:ILE:HA	8	5.38
(2,251)	1:A:18:ILE:HD12	1:B:118:ILE:HA	8	5.38
(2,251)	1:A:18:ILE:HD13	1:B:118:ILE:HA	8	5.38
(2,251)	1:A:18:ILE:HD11	1:B:118:ILE:HA	6	5.37

Continued on next page...

Continued from previous page...

Key	Atom-1	Atom-2	Model ID	Violation (Å)
(2,251)	1:A:18:ILE:HD12	1:B:118:ILE:HA	6	5.37
(2,251)	1:A:18:ILE:HD13	1:B:118:ILE:HA	6	5.37
(2,251)	1:A:18:ILE:HD11	1:B:118:ILE:HA	7	5.37
(2,251)	1:A:18:ILE:HD12	1:B:118:ILE:HA	7	5.37
(2,251)	1:A:18:ILE:HD13	1:B:118:ILE:HA	7	5.37
(2,253)	1:A:18:ILE:HA	1:B:118:ILE:HD11	1	5.36
(2,253)	1:A:18:ILE:HA	1:B:118:ILE:HD12	1	5.36
(2,253)	1:A:18:ILE:HA	1:B:118:ILE:HD13	1	5.36
(2,253)	1:A:18:ILE:HA	1:B:118:ILE:HD11	19	5.36
(2,253)	1:A:18:ILE:HA	1:B:118:ILE:HD12	19	5.36
(2,253)	1:A:18:ILE:HA	1:B:118:ILE:HD13	19	5.36
(2,251)	1:A:18:ILE:HD11	1:B:118:ILE:HA	14	5.36
(2,251)	1:A:18:ILE:HD12	1:B:118:ILE:HA	14	5.36
(2,251)	1:A:18:ILE:HD13	1:B:118:ILE:HA	14	5.36
(2,479)	1:A:18:ILE:H	1:B:118:ILE:HG13	13	5.35
(2,403)	1:A:18:ILE:H	1:B:118:ILE:HG13	13	5.35
(2,253)	1:A:18:ILE:HA	1:B:118:ILE:HD11	8	5.35
(2,253)	1:A:18:ILE:HA	1:B:118:ILE:HD12	8	5.35
(2,253)	1:A:18:ILE:HA	1:B:118:ILE:HD13	8	5.35
(2,253)	1:A:18:ILE:HA	1:B:118:ILE:HD11	14	5.35
(2,253)	1:A:18:ILE:HA	1:B:118:ILE:HD12	14	5.35
(2,253)	1:A:18:ILE:HA	1:B:118:ILE:HD13	14	5.35
(2,253)	1:A:18:ILE:HA	1:B:118:ILE:HD11	16	5.35
(2,253)	1:A:18:ILE:HA	1:B:118:ILE:HD12	16	5.35
(2,253)	1:A:18:ILE:HA	1:B:118:ILE:HD13	16	5.35
(2,251)	1:A:18:ILE:HD11	1:B:118:ILE:HA	19	5.34
(2,251)	1:A:18:ILE:HD12	1:B:118:ILE:HA	19	5.34
(2,251)	1:A:18:ILE:HD13	1:B:118:ILE:HA	19	5.34
(2,253)	1:A:18:ILE:HA	1:B:118:ILE:HD11	9	5.29
(2,253)	1:A:18:ILE:HA	1:B:118:ILE:HD12	9	5.29
(2,253)	1:A:18:ILE:HA	1:B:118:ILE:HD13	9	5.29
(2,253)	1:A:18:ILE:HA	1:B:118:ILE:HD11	7	5.28
(2,253)	1:A:18:ILE:HA	1:B:118:ILE:HD12	7	5.28
(2,253)	1:A:18:ILE:HA	1:B:118:ILE:HD13	7	5.28
(2,251)	1:A:18:ILE:HD11	1:B:118:ILE:HA	17	5.28
(2,251)	1:A:18:ILE:HD12	1:B:118:ILE:HA	17	5.28
(2,251)	1:A:18:ILE:HD13	1:B:118:ILE:HA	17	5.28
(2,479)	1:A:18:ILE:H	1:B:118:ILE:HG13	11	5.27
(2,403)	1:A:18:ILE:H	1:B:118:ILE:HG13	11	5.27
(2,251)	1:A:18:ILE:HD11	1:B:118:ILE:HA	9	5.25
(2,251)	1:A:18:ILE:HD12	1:B:118:ILE:HA	9	5.25
(2,251)	1:A:18:ILE:HD13	1:B:118:ILE:HA	9	5.25

Continued on next page...

Continued from previous page...

Key	Atom-1	Atom-2	Model ID	Violation (Å)
(2,491)	1:A:18:ILE:HD11	1:B:118:ILE:H	13	5.23
(2,491)	1:A:18:ILE:HD12	1:B:118:ILE:H	13	5.23
(2,491)	1:A:18:ILE:HD13	1:B:118:ILE:H	13	5.23
(2,481)	1:A:18:ILE:HG13	1:B:118:ILE:H	18	5.23
(2,401)	1:A:18:ILE:HG13	1:B:118:ILE:H	18	5.23
(2,255)	1:A:18:ILE:HD11	1:B:118:ILE:H	13	5.23
(2,255)	1:A:18:ILE:HD12	1:B:118:ILE:H	13	5.23
(2,255)	1:A:18:ILE:HD13	1:B:118:ILE:H	13	5.23
(2,481)	1:A:18:ILE:HG13	1:B:118:ILE:H	13	5.21
(2,401)	1:A:18:ILE:HG13	1:B:118:ILE:H	13	5.21
(2,479)	1:A:18:ILE:H	1:B:118:ILE:HG13	20	5.2
(2,403)	1:A:18:ILE:H	1:B:118:ILE:HG13	20	5.2
(2,253)	1:A:18:ILE:HA	1:B:118:ILE:HD11	11	5.19
(2,253)	1:A:18:ILE:HA	1:B:118:ILE:HD12	11	5.19
(2,253)	1:A:18:ILE:HA	1:B:118:ILE:HD13	11	5.19
(2,479)	1:A:18:ILE:H	1:B:118:ILE:HG13	9	5.17
(2,403)	1:A:18:ILE:H	1:B:118:ILE:HG13	9	5.17
(2,253)	1:A:18:ILE:HA	1:B:118:ILE:HD11	13	5.17
(2,253)	1:A:18:ILE:HA	1:B:118:ILE:HD12	13	5.17
(2,253)	1:A:18:ILE:HA	1:B:118:ILE:HD13	13	5.17
(2,481)	1:A:18:ILE:HG13	1:B:118:ILE:H	7	5.16
(2,401)	1:A:18:ILE:HG13	1:B:118:ILE:H	7	5.16
(2,481)	1:A:18:ILE:HG13	1:B:118:ILE:H	9	5.15
(2,479)	1:A:18:ILE:H	1:B:118:ILE:HG13	17	5.15
(2,403)	1:A:18:ILE:H	1:B:118:ILE:HG13	17	5.15
(2,401)	1:A:18:ILE:HG13	1:B:118:ILE:H	9	5.15
(2,159)	1:A:17:LEU:HA	1:B:117:LEU:HD11	1	5.15
(2,159)	1:A:17:LEU:HA	1:B:117:LEU:HD12	1	5.15
(2,159)	1:A:17:LEU:HA	1:B:117:LEU:HD13	1	5.15
(2,159)	1:A:17:LEU:HA	1:B:117:LEU:HD11	3	5.15
(2,159)	1:A:17:LEU:HA	1:B:117:LEU:HD12	3	5.15
(2,159)	1:A:17:LEU:HA	1:B:117:LEU:HD13	3	5.15
(2,159)	1:A:17:LEU:HA	1:B:117:LEU:HD11	4	5.15
(2,159)	1:A:17:LEU:HA	1:B:117:LEU:HD12	4	5.15
(2,159)	1:A:17:LEU:HA	1:B:117:LEU:HD13	4	5.15
(2,159)	1:A:17:LEU:HA	1:B:117:LEU:HD11	8	5.15
(2,159)	1:A:17:LEU:HA	1:B:117:LEU:HD12	8	5.15
(2,159)	1:A:17:LEU:HA	1:B:117:LEU:HD13	8	5.15
(2,159)	1:A:17:LEU:HA	1:B:117:LEU:HD11	10	5.15
(2,159)	1:A:17:LEU:HA	1:B:117:LEU:HD12	10	5.15
(2,159)	1:A:17:LEU:HA	1:B:117:LEU:HD13	10	5.15
(2,159)	1:A:17:LEU:HA	1:B:117:LEU:HD11	11	5.15

Continued on next page...

Continued from previous page...

Key	Atom-1	Atom-2	Model ID	Violation (Å)
(2,159)	1:A:17:LEU:HA	1:B:117:LEU:HD12	11	5.15
(2,159)	1:A:17:LEU:HA	1:B:117:LEU:HD13	11	5.15
(2,159)	1:A:17:LEU:HA	1:B:117:LEU:HD11	12	5.15
(2,159)	1:A:17:LEU:HA	1:B:117:LEU:HD12	12	5.15
(2,159)	1:A:17:LEU:HA	1:B:117:LEU:HD13	12	5.15
(2,159)	1:A:17:LEU:HA	1:B:117:LEU:HD11	13	5.15
(2,159)	1:A:17:LEU:HA	1:B:117:LEU:HD12	13	5.15
(2,159)	1:A:17:LEU:HA	1:B:117:LEU:HD13	13	5.15
(2,159)	1:A:17:LEU:HA	1:B:117:LEU:HD11	14	5.15
(2,159)	1:A:17:LEU:HA	1:B:117:LEU:HD12	14	5.15
(2,159)	1:A:17:LEU:HA	1:B:117:LEU:HD13	14	5.15
(2,157)	1:A:17:LEU:HD11	1:B:117:LEU:HA	5	5.15
(2,157)	1:A:17:LEU:HD12	1:B:117:LEU:HA	5	5.15
(2,157)	1:A:17:LEU:HD13	1:B:117:LEU:HA	5	5.15
(2,157)	1:A:17:LEU:HD11	1:B:117:LEU:HA	6	5.15
(2,157)	1:A:17:LEU:HD12	1:B:117:LEU:HA	6	5.15
(2,157)	1:A:17:LEU:HD13	1:B:117:LEU:HA	6	5.15
(2,157)	1:A:17:LEU:HD11	1:B:117:LEU:HA	10	5.15
(2,157)	1:A:17:LEU:HD12	1:B:117:LEU:HA	10	5.15
(2,157)	1:A:17:LEU:HD13	1:B:117:LEU:HA	10	5.15
(2,157)	1:A:17:LEU:HD11	1:B:117:LEU:HA	18	5.15
(2,157)	1:A:17:LEU:HD12	1:B:117:LEU:HA	18	5.15
(2,157)	1:A:17:LEU:HD13	1:B:117:LEU:HA	18	5.15
(2,103)	1:A:17:LEU:HD11	1:B:117:LEU:HA	5	5.15
(2,103)	1:A:17:LEU:HD12	1:B:117:LEU:HA	5	5.15
(2,103)	1:A:17:LEU:HD13	1:B:117:LEU:HA	5	5.15
(2,103)	1:A:17:LEU:HD11	1:B:117:LEU:HA	6	5.15
(2,103)	1:A:17:LEU:HD12	1:B:117:LEU:HA	6	5.15
(2,103)	1:A:17:LEU:HD13	1:B:117:LEU:HA	6	5.15
(2,103)	1:A:17:LEU:HD11	1:B:117:LEU:HA	10	5.15
(2,103)	1:A:17:LEU:HD12	1:B:117:LEU:HA	10	5.15
(2,103)	1:A:17:LEU:HD13	1:B:117:LEU:HA	10	5.15
(2,103)	1:A:17:LEU:HD11	1:B:117:LEU:HA	18	5.15
(2,103)	1:A:17:LEU:HD12	1:B:117:LEU:HA	18	5.15
(2,103)	1:A:17:LEU:HD13	1:B:117:LEU:HA	18	5.15
(2,101)	1:A:17:LEU:HA	1:B:117:LEU:HD11	1	5.15
(2,101)	1:A:17:LEU:HA	1:B:117:LEU:HD12	1	5.15
(2,101)	1:A:17:LEU:HA	1:B:117:LEU:HD13	1	5.15
(2,101)	1:A:17:LEU:HA	1:B:117:LEU:HD11	3	5.15
(2,101)	1:A:17:LEU:HA	1:B:117:LEU:HD12	3	5.15
(2,101)	1:A:17:LEU:HA	1:B:117:LEU:HD13	3	5.15
(2,101)	1:A:17:LEU:HA	1:B:117:LEU:HD11	4	5.15

Continued on next page...

Continued from previous page...

Key	Atom-1	Atom-2	Model ID	Violation (Å)
(2,101)	1:A:17:LEU:HA	1:B:117:LEU:HD12	4	5.15
(2,101)	1:A:17:LEU:HA	1:B:117:LEU:HD13	4	5.15
(2,101)	1:A:17:LEU:HA	1:B:117:LEU:HD11	8	5.15
(2,101)	1:A:17:LEU:HA	1:B:117:LEU:HD12	8	5.15
(2,101)	1:A:17:LEU:HA	1:B:117:LEU:HD13	8	5.15
(2,101)	1:A:17:LEU:HA	1:B:117:LEU:HD11	10	5.15
(2,101)	1:A:17:LEU:HA	1:B:117:LEU:HD12	10	5.15
(2,101)	1:A:17:LEU:HA	1:B:117:LEU:HD13	10	5.15
(2,101)	1:A:17:LEU:HA	1:B:117:LEU:HD11	11	5.15
(2,101)	1:A:17:LEU:HA	1:B:117:LEU:HD12	11	5.15
(2,101)	1:A:17:LEU:HA	1:B:117:LEU:HD13	11	5.15
(2,101)	1:A:17:LEU:HA	1:B:117:LEU:HD11	12	5.15
(2,101)	1:A:17:LEU:HA	1:B:117:LEU:HD12	12	5.15
(2,101)	1:A:17:LEU:HA	1:B:117:LEU:HD13	12	5.15
(2,101)	1:A:17:LEU:HA	1:B:117:LEU:HD11	13	5.15
(2,101)	1:A:17:LEU:HA	1:B:117:LEU:HD12	13	5.15
(2,101)	1:A:17:LEU:HA	1:B:117:LEU:HD13	13	5.15
(2,101)	1:A:17:LEU:HA	1:B:117:LEU:HD11	14	5.15
(2,101)	1:A:17:LEU:HA	1:B:117:LEU:HD12	14	5.15
(2,101)	1:A:17:LEU:HA	1:B:117:LEU:HD13	14	5.15
(2,51)	1:B:115:PHE:HD1	1:B:117:LEU:HB3	4	5.14
(2,51)	1:B:115:PHE:HD2	1:B:117:LEU:HB3	4	5.14
(2,51)	1:B:115:PHE:HD1	1:B:117:LEU:HB3	10	5.14
(2,51)	1:B:115:PHE:HD2	1:B:117:LEU:HB3	10	5.14
(2,159)	1:A:17:LEU:HA	1:B:117:LEU:HD11	2	5.14
(2,159)	1:A:17:LEU:HA	1:B:117:LEU:HD12	2	5.14
(2,159)	1:A:17:LEU:HA	1:B:117:LEU:HD13	2	5.14
(2,159)	1:A:17:LEU:HA	1:B:117:LEU:HD11	7	5.14
(2,159)	1:A:17:LEU:HA	1:B:117:LEU:HD12	7	5.14
(2,159)	1:A:17:LEU:HA	1:B:117:LEU:HD13	7	5.14
(2,159)	1:A:17:LEU:HA	1:B:117:LEU:HD11	15	5.14
(2,159)	1:A:17:LEU:HA	1:B:117:LEU:HD12	15	5.14
(2,159)	1:A:17:LEU:HA	1:B:117:LEU:HD13	15	5.14
(2,159)	1:A:17:LEU:HA	1:B:117:LEU:HD11	20	5.14
(2,159)	1:A:17:LEU:HA	1:B:117:LEU:HD12	20	5.14
(2,159)	1:A:17:LEU:HA	1:B:117:LEU:HD13	20	5.14
(2,157)	1:A:17:LEU:HD11	1:B:117:LEU:HA	4	5.14
(2,157)	1:A:17:LEU:HD12	1:B:117:LEU:HA	4	5.14
(2,157)	1:A:17:LEU:HD13	1:B:117:LEU:HA	4	5.14
(2,157)	1:A:17:LEU:HD11	1:B:117:LEU:HA	19	5.14
(2,157)	1:A:17:LEU:HD12	1:B:117:LEU:HA	19	5.14
(2,157)	1:A:17:LEU:HD13	1:B:117:LEU:HA	19	5.14

Continued on next page...

Continued from previous page...

Key	Atom-1	Atom-2	Model ID	Violation (Å)
(2,103)	1:A:17:LEU:HD11	1:B:117:LEU:HA	4	5.14
(2,103)	1:A:17:LEU:HD12	1:B:117:LEU:HA	4	5.14
(2,103)	1:A:17:LEU:HD13	1:B:117:LEU:HA	4	5.14
(2,103)	1:A:17:LEU:HD11	1:B:117:LEU:HA	19	5.14
(2,103)	1:A:17:LEU:HD12	1:B:117:LEU:HA	19	5.14
(2,103)	1:A:17:LEU:HD13	1:B:117:LEU:HA	19	5.14
(2,101)	1:A:17:LEU:HA	1:B:117:LEU:HD11	2	5.14
(2,101)	1:A:17:LEU:HA	1:B:117:LEU:HD12	2	5.14
(2,101)	1:A:17:LEU:HA	1:B:117:LEU:HD13	2	5.14
(2,101)	1:A:17:LEU:HA	1:B:117:LEU:HD11	7	5.14
(2,101)	1:A:17:LEU:HA	1:B:117:LEU:HD12	7	5.14
(2,101)	1:A:17:LEU:HA	1:B:117:LEU:HD13	7	5.14
(2,101)	1:A:17:LEU:HA	1:B:117:LEU:HD11	15	5.14
(2,101)	1:A:17:LEU:HA	1:B:117:LEU:HD12	15	5.14
(2,101)	1:A:17:LEU:HA	1:B:117:LEU:HD13	15	5.14
(2,101)	1:A:17:LEU:HA	1:B:117:LEU:HD11	20	5.14
(2,101)	1:A:17:LEU:HA	1:B:117:LEU:HD12	20	5.14
(2,101)	1:A:17:LEU:HA	1:B:117:LEU:HD13	20	5.14
(2,49)	1:A:15:PHE:HD1	1:A:17:LEU:HB3	4	5.13
(2,49)	1:A:15:PHE:HD2	1:A:17:LEU:HB3	4	5.13
(2,49)	1:A:15:PHE:HD1	1:A:17:LEU:HB3	10	5.13
(2,49)	1:A:15:PHE:HD2	1:A:17:LEU:HB3	10	5.13
(2,481)	1:A:18:ILE:HG13	1:B:118:ILE:H	8	5.13
(2,481)	1:A:18:ILE:HG13	1:B:118:ILE:H	16	5.13
(2,479)	1:A:18:ILE:H	1:B:118:ILE:HG13	7	5.13
(2,479)	1:A:18:ILE:H	1:B:118:ILE:HG13	19	5.13
(2,403)	1:A:18:ILE:H	1:B:118:ILE:HG13	7	5.13
(2,403)	1:A:18:ILE:H	1:B:118:ILE:HG13	19	5.13
(2,401)	1:A:18:ILE:HG13	1:B:118:ILE:H	8	5.13
(2,401)	1:A:18:ILE:HG13	1:B:118:ILE:H	16	5.13
(2,159)	1:A:17:LEU:HA	1:B:117:LEU:HD11	16	5.13
(2,159)	1:A:17:LEU:HA	1:B:117:LEU:HD12	16	5.13
(2,159)	1:A:17:LEU:HA	1:B:117:LEU:HD13	16	5.13
(2,101)	1:A:17:LEU:HA	1:B:117:LEU:HD11	16	5.13
(2,101)	1:A:17:LEU:HA	1:B:117:LEU:HD12	16	5.13
(2,101)	1:A:17:LEU:HA	1:B:117:LEU:HD13	16	5.13
(2,481)	1:A:18:ILE:HG13	1:B:118:ILE:H	1	5.11
(2,481)	1:A:18:ILE:HG13	1:B:118:ILE:H	19	5.11
(2,479)	1:A:18:ILE:H	1:B:118:ILE:HG13	6	5.11
(2,403)	1:A:18:ILE:H	1:B:118:ILE:HG13	6	5.11
(2,401)	1:A:18:ILE:HG13	1:B:118:ILE:H	1	5.11
(2,401)	1:A:18:ILE:HG13	1:B:118:ILE:H	19	5.11

Continued on next page...

Continued from previous page...

Key	Atom-1	Atom-2	Model ID	Violation (Å)
(2,159)	1:A:17:LEU:HA	1:B:117:LEU:HD11	5	5.11
(2,159)	1:A:17:LEU:HA	1:B:117:LEU:HD12	5	5.11
(2,159)	1:A:17:LEU:HA	1:B:117:LEU:HD13	5	5.11
(2,159)	1:A:17:LEU:HA	1:B:117:LEU:HD11	6	5.11
(2,159)	1:A:17:LEU:HA	1:B:117:LEU:HD12	6	5.11
(2,159)	1:A:17:LEU:HA	1:B:117:LEU:HD13	6	5.11
(2,159)	1:A:17:LEU:HA	1:B:117:LEU:HD11	18	5.11
(2,159)	1:A:17:LEU:HA	1:B:117:LEU:HD12	18	5.11
(2,159)	1:A:17:LEU:HA	1:B:117:LEU:HD13	18	5.11
(2,159)	1:A:17:LEU:HA	1:B:117:LEU:HD11	19	5.11
(2,159)	1:A:17:LEU:HA	1:B:117:LEU:HD12	19	5.11
(2,159)	1:A:17:LEU:HA	1:B:117:LEU:HD13	19	5.11
(2,157)	1:A:17:LEU:HD11	1:B:117:LEU:HA	1	5.11
(2,157)	1:A:17:LEU:HD12	1:B:117:LEU:HA	1	5.11
(2,157)	1:A:17:LEU:HD13	1:B:117:LEU:HA	1	5.11
(2,157)	1:A:17:LEU:HD11	1:B:117:LEU:HA	2	5.11
(2,157)	1:A:17:LEU:HD12	1:B:117:LEU:HA	2	5.11
(2,157)	1:A:17:LEU:HD13	1:B:117:LEU:HA	2	5.11
(2,157)	1:A:17:LEU:HD11	1:B:117:LEU:HA	3	5.11
(2,157)	1:A:17:LEU:HD12	1:B:117:LEU:HA	3	5.11
(2,157)	1:A:17:LEU:HD13	1:B:117:LEU:HA	3	5.11
(2,157)	1:A:17:LEU:HD11	1:B:117:LEU:HA	8	5.11
(2,157)	1:A:17:LEU:HD12	1:B:117:LEU:HA	8	5.11
(2,157)	1:A:17:LEU:HD13	1:B:117:LEU:HA	8	5.11
(2,157)	1:A:17:LEU:HD11	1:B:117:LEU:HA	9	5.11
(2,157)	1:A:17:LEU:HD12	1:B:117:LEU:HA	9	5.11
(2,157)	1:A:17:LEU:HD13	1:B:117:LEU:HA	9	5.11
(2,157)	1:A:17:LEU:HD11	1:B:117:LEU:HA	12	5.11
(2,157)	1:A:17:LEU:HD12	1:B:117:LEU:HA	12	5.11
(2,157)	1:A:17:LEU:HD13	1:B:117:LEU:HA	12	5.11
(2,157)	1:A:17:LEU:HD11	1:B:117:LEU:HA	15	5.11
(2,157)	1:A:17:LEU:HD12	1:B:117:LEU:HA	15	5.11
(2,157)	1:A:17:LEU:HD13	1:B:117:LEU:HA	15	5.11
(2,103)	1:A:17:LEU:HD11	1:B:117:LEU:HA	1	5.11
(2,103)	1:A:17:LEU:HD12	1:B:117:LEU:HA	1	5.11
(2,103)	1:A:17:LEU:HD13	1:B:117:LEU:HA	1	5.11
(2,103)	1:A:17:LEU:HD11	1:B:117:LEU:HA	2	5.11
(2,103)	1:A:17:LEU:HD12	1:B:117:LEU:HA	2	5.11
(2,103)	1:A:17:LEU:HD13	1:B:117:LEU:HA	2	5.11
(2,103)	1:A:17:LEU:HD11	1:B:117:LEU:HA	3	5.11
(2,103)	1:A:17:LEU:HD12	1:B:117:LEU:HA	3	5.11
(2,103)	1:A:17:LEU:HD13	1:B:117:LEU:HA	3	5.11

Continued on next page...

Continued from previous page...

Key	Atom-1	Atom-2	Model ID	Violation (Å)
(2,103)	1:A:17:LEU:HD11	1:B:117:LEU:HA	8	5.11
(2,103)	1:A:17:LEU:HD12	1:B:117:LEU:HA	8	5.11
(2,103)	1:A:17:LEU:HD13	1:B:117:LEU:HA	8	5.11
(2,103)	1:A:17:LEU:HD11	1:B:117:LEU:HA	9	5.11
(2,103)	1:A:17:LEU:HD12	1:B:117:LEU:HA	9	5.11
(2,103)	1:A:17:LEU:HD13	1:B:117:LEU:HA	9	5.11
(2,103)	1:A:17:LEU:HD11	1:B:117:LEU:HA	12	5.11
(2,103)	1:A:17:LEU:HD12	1:B:117:LEU:HA	12	5.11
(2,103)	1:A:17:LEU:HD13	1:B:117:LEU:HA	12	5.11
(2,103)	1:A:17:LEU:HD11	1:B:117:LEU:HA	15	5.11
(2,103)	1:A:17:LEU:HD12	1:B:117:LEU:HA	15	5.11
(2,103)	1:A:17:LEU:HD13	1:B:117:LEU:HA	15	5.11
(2,101)	1:A:17:LEU:HA	1:B:117:LEU:HD11	5	5.11
(2,101)	1:A:17:LEU:HA	1:B:117:LEU:HD12	5	5.11
(2,101)	1:A:17:LEU:HA	1:B:117:LEU:HD13	5	5.11
(2,101)	1:A:17:LEU:HA	1:B:117:LEU:HD11	6	5.11
(2,101)	1:A:17:LEU:HA	1:B:117:LEU:HD12	6	5.11
(2,101)	1:A:17:LEU:HA	1:B:117:LEU:HD13	6	5.11
(2,101)	1:A:17:LEU:HA	1:B:117:LEU:HD11	18	5.11
(2,101)	1:A:17:LEU:HA	1:B:117:LEU:HD12	18	5.11
(2,101)	1:A:17:LEU:HA	1:B:117:LEU:HD13	18	5.11
(2,101)	1:A:17:LEU:HA	1:B:117:LEU:HD11	19	5.11
(2,101)	1:A:17:LEU:HA	1:B:117:LEU:HD12	19	5.11
(2,101)	1:A:17:LEU:HA	1:B:117:LEU:HD13	19	5.11
(2,51)	1:B:115:PHE:HD1	1:B:117:LEU:HB3	1	5.1
(2,51)	1:B:115:PHE:HD2	1:B:117:LEU:HB3	1	5.1
(2,51)	1:B:115:PHE:HD1	1:B:117:LEU:HB3	6	5.1
(2,51)	1:B:115:PHE:HD2	1:B:117:LEU:HB3	6	5.1
(2,51)	1:B:115:PHE:HD1	1:B:117:LEU:HB3	14	5.1
(2,51)	1:B:115:PHE:HD2	1:B:117:LEU:HB3	14	5.1
(2,51)	1:B:115:PHE:HD1	1:B:117:LEU:HB3	15	5.1
(2,51)	1:B:115:PHE:HD2	1:B:117:LEU:HB3	15	5.1
(2,49)	1:A:15:PHE:HD1	1:A:17:LEU:HB3	2	5.1
(2,49)	1:A:15:PHE:HD2	1:A:17:LEU:HB3	2	5.1
(2,49)	1:A:15:PHE:HD1	1:A:17:LEU:HB3	3	5.1
(2,49)	1:A:15:PHE:HD2	1:A:17:LEU:HB3	3	5.1
(2,49)	1:A:15:PHE:HD1	1:A:17:LEU:HB3	15	5.1
(2,49)	1:A:15:PHE:HD2	1:A:17:LEU:HB3	15	5.1
(2,481)	1:A:18:ILE:HG13	1:B:118:ILE:H	3	5.1
(2,481)	1:A:18:ILE:HG13	1:B:118:ILE:H	14	5.1
(2,481)	1:A:18:ILE:HG13	1:B:118:ILE:H	17	5.1
(2,479)	1:A:18:ILE:H	1:B:118:ILE:HG13	5	5.1

Continued on next page...

Continued from previous page...

Key	Atom-1	Atom-2	Model ID	Violation (Å)
(2,479)	1:A:18:ILE:H	1:B:118:ILE:HG13	16	5.1
(2,403)	1:A:18:ILE:H	1:B:118:ILE:HG13	5	5.1
(2,403)	1:A:18:ILE:H	1:B:118:ILE:HG13	16	5.1
(2,401)	1:A:18:ILE:HG13	1:B:118:ILE:H	3	5.1
(2,401)	1:A:18:ILE:HG13	1:B:118:ILE:H	14	5.1
(2,401)	1:A:18:ILE:HG13	1:B:118:ILE:H	17	5.1
(2,159)	1:A:17:LEU:HA	1:B:117:LEU:HD11	9	5.1
(2,159)	1:A:17:LEU:HA	1:B:117:LEU:HD12	9	5.1
(2,159)	1:A:17:LEU:HA	1:B:117:LEU:HD13	9	5.1
(2,159)	1:A:17:LEU:HA	1:B:117:LEU:HD11	17	5.1
(2,159)	1:A:17:LEU:HA	1:B:117:LEU:HD12	17	5.1
(2,159)	1:A:17:LEU:HA	1:B:117:LEU:HD13	17	5.1
(2,157)	1:A:17:LEU:HD11	1:B:117:LEU:HA	7	5.1
(2,157)	1:A:17:LEU:HD12	1:B:117:LEU:HA	7	5.1
(2,157)	1:A:17:LEU:HD13	1:B:117:LEU:HA	7	5.1
(2,157)	1:A:17:LEU:HD11	1:B:117:LEU:HA	16	5.1
(2,157)	1:A:17:LEU:HD12	1:B:117:LEU:HA	16	5.1
(2,157)	1:A:17:LEU:HD13	1:B:117:LEU:HA	16	5.1
(2,157)	1:A:17:LEU:HD11	1:B:117:LEU:HA	17	5.1
(2,157)	1:A:17:LEU:HD12	1:B:117:LEU:HA	17	5.1
(2,157)	1:A:17:LEU:HD13	1:B:117:LEU:HA	17	5.1
(2,103)	1:A:17:LEU:HD11	1:B:117:LEU:HA	7	5.1
(2,103)	1:A:17:LEU:HD12	1:B:117:LEU:HA	7	5.1
(2,103)	1:A:17:LEU:HD13	1:B:117:LEU:HA	7	5.1
(2,103)	1:A:17:LEU:HD11	1:B:117:LEU:HA	16	5.1
(2,103)	1:A:17:LEU:HD12	1:B:117:LEU:HA	16	5.1
(2,103)	1:A:17:LEU:HD13	1:B:117:LEU:HA	16	5.1
(2,103)	1:A:17:LEU:HD11	1:B:117:LEU:HA	17	5.1
(2,103)	1:A:17:LEU:HD12	1:B:117:LEU:HA	17	5.1
(2,103)	1:A:17:LEU:HD13	1:B:117:LEU:HA	17	5.1
(2,101)	1:A:17:LEU:HA	1:B:117:LEU:HD11	9	5.1
(2,101)	1:A:17:LEU:HA	1:B:117:LEU:HD12	9	5.1
(2,101)	1:A:17:LEU:HA	1:B:117:LEU:HD13	9	5.1
(2,101)	1:A:17:LEU:HA	1:B:117:LEU:HD11	17	5.1
(2,101)	1:A:17:LEU:HA	1:B:117:LEU:HD12	17	5.1
(2,101)	1:A:17:LEU:HA	1:B:117:LEU:HD13	17	5.1
(2,51)	1:B:115:PHE:HD1	1:B:117:LEU:HB3	2	5.09
(2,51)	1:B:115:PHE:HD2	1:B:117:LEU:HB3	2	5.09
(2,51)	1:B:115:PHE:HD1	1:B:117:LEU:HB3	3	5.09
(2,51)	1:B:115:PHE:HD2	1:B:117:LEU:HB3	3	5.09
(2,51)	1:B:115:PHE:HD1	1:B:117:LEU:HB3	12	5.09
(2,51)	1:B:115:PHE:HD2	1:B:117:LEU:HB3	12	5.09

Continued on next page...

Continued from previous page...

Key	Atom-1	Atom-2	Model ID	Violation (Å)
(2,49)	1:A:15:PHE:HD1	1:A:17:LEU:HB3	5	5.09
(2,49)	1:A:15:PHE:HD2	1:A:17:LEU:HB3	5	5.09
(2,49)	1:A:15:PHE:HD1	1:A:17:LEU:HB3	6	5.09
(2,49)	1:A:15:PHE:HD2	1:A:17:LEU:HB3	6	5.09
(2,49)	1:A:15:PHE:HD1	1:A:17:LEU:HB3	12	5.09
(2,49)	1:A:15:PHE:HD2	1:A:17:LEU:HB3	12	5.09
(2,481)	1:A:18:ILE:HG13	1:B:118:ILE:H	2	5.09
(2,481)	1:A:18:ILE:HG13	1:B:118:ILE:H	12	5.09
(2,481)	1:A:18:ILE:HG13	1:B:118:ILE:H	15	5.09
(2,479)	1:A:18:ILE:H	1:B:118:ILE:HG13	1	5.09
(2,403)	1:A:18:ILE:H	1:B:118:ILE:HG13	1	5.09
(2,401)	1:A:18:ILE:HG13	1:B:118:ILE:H	2	5.09
(2,401)	1:A:18:ILE:HG13	1:B:118:ILE:H	12	5.09
(2,401)	1:A:18:ILE:HG13	1:B:118:ILE:H	15	5.09
(2,157)	1:A:17:LEU:HD11	1:B:117:LEU:HA	11	5.09
(2,157)	1:A:17:LEU:HD12	1:B:117:LEU:HA	11	5.09
(2,157)	1:A:17:LEU:HD13	1:B:117:LEU:HA	11	5.09
(2,157)	1:A:17:LEU:HD11	1:B:117:LEU:HA	14	5.09
(2,157)	1:A:17:LEU:HD12	1:B:117:LEU:HA	14	5.09
(2,157)	1:A:17:LEU:HD13	1:B:117:LEU:HA	14	5.09
(2,103)	1:A:17:LEU:HD11	1:B:117:LEU:HA	11	5.09
(2,103)	1:A:17:LEU:HD12	1:B:117:LEU:HA	11	5.09
(2,103)	1:A:17:LEU:HD13	1:B:117:LEU:HA	11	5.09
(2,103)	1:A:17:LEU:HD11	1:B:117:LEU:HA	14	5.09
(2,103)	1:A:17:LEU:HD12	1:B:117:LEU:HA	14	5.09
(2,103)	1:A:17:LEU:HD13	1:B:117:LEU:HA	14	5.09
(2,51)	1:B:115:PHE:HD1	1:B:117:LEU:HB3	5	5.08
(2,51)	1:B:115:PHE:HD2	1:B:117:LEU:HB3	5	5.08
(2,51)	1:B:115:PHE:HD1	1:B:117:LEU:HB3	8	5.08
(2,51)	1:B:115:PHE:HD2	1:B:117:LEU:HB3	8	5.08
(2,51)	1:B:115:PHE:HD1	1:B:117:LEU:HB3	16	5.08
(2,51)	1:B:115:PHE:HD2	1:B:117:LEU:HB3	16	5.08
(2,49)	1:A:15:PHE:HD1	1:A:17:LEU:HB3	16	5.08
(2,49)	1:A:15:PHE:HD2	1:A:17:LEU:HB3	16	5.08
(2,49)	1:A:15:PHE:HD1	1:A:17:LEU:HB3	19	5.08
(2,49)	1:A:15:PHE:HD2	1:A:17:LEU:HB3	19	5.08
(2,481)	1:A:18:ILE:HG13	1:B:118:ILE:H	4	5.08
(2,481)	1:A:18:ILE:HG13	1:B:118:ILE:H	10	5.08
(2,479)	1:A:18:ILE:H	1:B:118:ILE:HG13	4	5.08
(2,479)	1:A:18:ILE:H	1:B:118:ILE:HG13	8	5.08
(2,479)	1:A:18:ILE:H	1:B:118:ILE:HG13	10	5.08
(2,403)	1:A:18:ILE:H	1:B:118:ILE:HG13	4	5.08

Continued on next page...

Continued from previous page...

Key	Atom-1	Atom-2	Model ID	Violation (Å)
(2,403)	1:A:18:ILE:H	1:B:118:ILE:HG13	8	5.08
(2,403)	1:A:18:ILE:H	1:B:118:ILE:HG13	10	5.08
(2,401)	1:A:18:ILE:HG13	1:B:118:ILE:H	4	5.08
(2,401)	1:A:18:ILE:HG13	1:B:118:ILE:H	10	5.08
(2,157)	1:A:17:LEU:HD11	1:B:117:LEU:HA	13	5.08
(2,157)	1:A:17:LEU:HD12	1:B:117:LEU:HA	13	5.08
(2,157)	1:A:17:LEU:HD13	1:B:117:LEU:HA	13	5.08
(2,103)	1:A:17:LEU:HD11	1:B:117:LEU:HA	13	5.08
(2,103)	1:A:17:LEU:HD12	1:B:117:LEU:HA	13	5.08
(2,103)	1:A:17:LEU:HD13	1:B:117:LEU:HA	13	5.08
(2,51)	1:B:115:PHE:HD1	1:B:117:LEU:HB3	17	5.07
(2,51)	1:B:115:PHE:HD2	1:B:117:LEU:HB3	17	5.07
(2,51)	1:B:115:PHE:HD1	1:B:117:LEU:HB3	19	5.07
(2,51)	1:B:115:PHE:HD2	1:B:117:LEU:HB3	19	5.07
(2,49)	1:A:15:PHE:HD1	1:A:17:LEU:HB3	1	5.07
(2,49)	1:A:15:PHE:HD2	1:A:17:LEU:HB3	1	5.07
(2,49)	1:A:15:PHE:HD1	1:A:17:LEU:HB3	8	5.07
(2,49)	1:A:15:PHE:HD2	1:A:17:LEU:HB3	8	5.07
(2,49)	1:A:15:PHE:HD1	1:A:17:LEU:HB3	14	5.07
(2,49)	1:A:15:PHE:HD2	1:A:17:LEU:HB3	14	5.07
(2,489)	1:A:18:ILE:H	1:B:118:ILE:HD11	6	5.07
(2,489)	1:A:18:ILE:H	1:B:118:ILE:HD12	6	5.07
(2,489)	1:A:18:ILE:H	1:B:118:ILE:HD13	6	5.07
(2,479)	1:A:18:ILE:H	1:B:118:ILE:HG13	14	5.07
(2,403)	1:A:18:ILE:H	1:B:118:ILE:HG13	14	5.07
(2,257)	1:A:18:ILE:H	1:B:118:ILE:HD11	6	5.07
(2,257)	1:A:18:ILE:H	1:B:118:ILE:HD12	6	5.07
(2,257)	1:A:18:ILE:H	1:B:118:ILE:HD13	6	5.07
(2,51)	1:B:115:PHE:HD1	1:B:117:LEU:HB3	9	5.06
(2,51)	1:B:115:PHE:HD2	1:B:117:LEU:HB3	9	5.06
(2,51)	1:B:115:PHE:HD1	1:B:117:LEU:HB3	13	5.06
(2,51)	1:B:115:PHE:HD2	1:B:117:LEU:HB3	13	5.06
(2,491)	1:A:18:ILE:HD11	1:B:118:ILE:H	2	5.06
(2,491)	1:A:18:ILE:HD12	1:B:118:ILE:H	2	5.06
(2,491)	1:A:18:ILE:HD13	1:B:118:ILE:H	2	5.06
(2,491)	1:A:18:ILE:HD11	1:B:118:ILE:H	3	5.06
(2,491)	1:A:18:ILE:HD12	1:B:118:ILE:H	3	5.06
(2,491)	1:A:18:ILE:HD13	1:B:118:ILE:H	3	5.06
(2,489)	1:A:18:ILE:H	1:B:118:ILE:HD11	5	5.06
(2,489)	1:A:18:ILE:H	1:B:118:ILE:HD12	5	5.06
(2,489)	1:A:18:ILE:H	1:B:118:ILE:HD13	5	5.06
(2,481)	1:A:18:ILE:HG13	1:B:118:ILE:H	5	5.06

Continued on next page...

Continued from previous page...

Key	Atom-1	Atom-2	Model ID	Violation (Å)
(2,481)	1:A:18:ILE:HG13	1:B:118:ILE:H	6	5.06
(2,479)	1:A:18:ILE:H	1:B:118:ILE:HG13	3	5.06
(2,479)	1:A:18:ILE:H	1:B:118:ILE:HG13	12	5.06
(2,479)	1:A:18:ILE:H	1:B:118:ILE:HG13	15	5.06
(2,403)	1:A:18:ILE:H	1:B:118:ILE:HG13	3	5.06
(2,403)	1:A:18:ILE:H	1:B:118:ILE:HG13	12	5.06
(2,403)	1:A:18:ILE:H	1:B:118:ILE:HG13	15	5.06
(2,401)	1:A:18:ILE:HG13	1:B:118:ILE:H	5	5.06
(2,401)	1:A:18:ILE:HG13	1:B:118:ILE:H	6	5.06
(2,365)	1:A:17:LEU:H	1:B:117:LEU:HD11	13	5.06
(2,365)	1:A:17:LEU:H	1:B:117:LEU:HD12	13	5.06
(2,365)	1:A:17:LEU:H	1:B:117:LEU:HD13	13	5.06
(2,257)	1:A:18:ILE:H	1:B:118:ILE:HD11	5	5.06
(2,257)	1:A:18:ILE:H	1:B:118:ILE:HD12	5	5.06
(2,257)	1:A:18:ILE:H	1:B:118:ILE:HD13	5	5.06
(2,255)	1:A:18:ILE:HD11	1:B:118:ILE:H	2	5.06
(2,255)	1:A:18:ILE:HD12	1:B:118:ILE:H	2	5.06
(2,255)	1:A:18:ILE:HD13	1:B:118:ILE:H	2	5.06
(2,255)	1:A:18:ILE:HD11	1:B:118:ILE:H	3	5.06
(2,255)	1:A:18:ILE:HD12	1:B:118:ILE:H	3	5.06
(2,255)	1:A:18:ILE:HD13	1:B:118:ILE:H	3	5.06
(2,171)	1:A:17:LEU:H	1:B:117:LEU:HD11	13	5.06
(2,171)	1:A:17:LEU:H	1:B:117:LEU:HD12	13	5.06
(2,171)	1:A:17:LEU:H	1:B:117:LEU:HD13	13	5.06
(2,51)	1:B:115:PHE:HD1	1:B:117:LEU:HB3	18	5.05
(2,51)	1:B:115:PHE:HD2	1:B:117:LEU:HB3	18	5.05
(2,509)	1:A:18:ILE:HG12	1:B:118:ILE:H	20	5.05
(2,491)	1:A:18:ILE:HD11	1:B:118:ILE:H	1	5.05
(2,491)	1:A:18:ILE:HD12	1:B:118:ILE:H	1	5.05
(2,491)	1:A:18:ILE:HD13	1:B:118:ILE:H	1	5.05
(2,491)	1:A:18:ILE:HD11	1:B:118:ILE:H	7	5.05
(2,491)	1:A:18:ILE:HD12	1:B:118:ILE:H	7	5.05
(2,491)	1:A:18:ILE:HD13	1:B:118:ILE:H	7	5.05
(2,491)	1:A:18:ILE:HD11	1:B:118:ILE:H	8	5.05
(2,491)	1:A:18:ILE:HD12	1:B:118:ILE:H	8	5.05
(2,491)	1:A:18:ILE:HD13	1:B:118:ILE:H	8	5.05
(2,491)	1:A:18:ILE:HD11	1:B:118:ILE:H	12	5.05
(2,491)	1:A:18:ILE:HD12	1:B:118:ILE:H	12	5.05
(2,491)	1:A:18:ILE:HD13	1:B:118:ILE:H	12	5.05
(2,491)	1:A:18:ILE:HD11	1:B:118:ILE:H	16	5.05
(2,491)	1:A:18:ILE:HD12	1:B:118:ILE:H	16	5.05
(2,491)	1:A:18:ILE:HD13	1:B:118:ILE:H	16	5.05

Continued on next page...

Continued from previous page...

Key	Atom-1	Atom-2	Model ID	Violation (Å)
(2,49)	1:A:15:PHE:HD1	1:A:17:LEU:HB3	18	5.05
(2,49)	1:A:15:PHE:HD2	1:A:17:LEU:HB3	18	5.05
(2,489)	1:A:18:ILE:H	1:B:118:ILE:HD11	17	5.05
(2,489)	1:A:18:ILE:H	1:B:118:ILE:HD12	17	5.05
(2,489)	1:A:18:ILE:H	1:B:118:ILE:HD13	17	5.05
(2,479)	1:A:18:ILE:H	1:B:118:ILE:HG13	2	5.05
(2,403)	1:A:18:ILE:H	1:B:118:ILE:HG13	2	5.05
(2,365)	1:A:17:LEU:H	1:B:117:LEU:HD11	14	5.05
(2,365)	1:A:17:LEU:H	1:B:117:LEU:HD12	14	5.05
(2,365)	1:A:17:LEU:H	1:B:117:LEU:HD13	14	5.05
(2,257)	1:A:18:ILE:H	1:B:118:ILE:HD11	17	5.05
(2,257)	1:A:18:ILE:H	1:B:118:ILE:HD12	17	5.05
(2,257)	1:A:18:ILE:H	1:B:118:ILE:HD13	17	5.05
(2,255)	1:A:18:ILE:HD11	1:B:118:ILE:H	1	5.05
(2,255)	1:A:18:ILE:HD12	1:B:118:ILE:H	1	5.05
(2,255)	1:A:18:ILE:HD13	1:B:118:ILE:H	1	5.05
(2,255)	1:A:18:ILE:HD11	1:B:118:ILE:H	7	5.05
(2,255)	1:A:18:ILE:HD12	1:B:118:ILE:H	7	5.05
(2,255)	1:A:18:ILE:HD13	1:B:118:ILE:H	7	5.05
(2,255)	1:A:18:ILE:HD11	1:B:118:ILE:H	8	5.05
(2,255)	1:A:18:ILE:HD12	1:B:118:ILE:H	8	5.05
(2,255)	1:A:18:ILE:HD13	1:B:118:ILE:H	8	5.05
(2,255)	1:A:18:ILE:HD11	1:B:118:ILE:H	12	5.05
(2,255)	1:A:18:ILE:HD12	1:B:118:ILE:H	12	5.05
(2,255)	1:A:18:ILE:HD13	1:B:118:ILE:H	12	5.05
(2,255)	1:A:18:ILE:HD11	1:B:118:ILE:H	16	5.05
(2,255)	1:A:18:ILE:HD12	1:B:118:ILE:H	16	5.05
(2,255)	1:A:18:ILE:HD13	1:B:118:ILE:H	16	5.05
(2,251)	1:A:18:ILE:HD11	1:B:118:ILE:HA	18	5.05
(2,251)	1:A:18:ILE:HD12	1:B:118:ILE:HA	18	5.05
(2,251)	1:A:18:ILE:HD13	1:B:118:ILE:HA	18	5.05
(2,171)	1:A:17:LEU:H	1:B:117:LEU:HD11	14	5.05
(2,171)	1:A:17:LEU:H	1:B:117:LEU:HD12	14	5.05
(2,171)	1:A:17:LEU:H	1:B:117:LEU:HD13	14	5.05
(2,157)	1:A:17:LEU:HD11	1:B:117:LEU:HA	20	5.05
(2,157)	1:A:17:LEU:HD12	1:B:117:LEU:HA	20	5.05
(2,157)	1:A:17:LEU:HD13	1:B:117:LEU:HA	20	5.05
(2,117)	1:A:18:ILE:HG12	1:B:118:ILE:H	20	5.05
(2,103)	1:A:17:LEU:HD11	1:B:117:LEU:HA	20	5.05
(2,103)	1:A:17:LEU:HD12	1:B:117:LEU:HA	20	5.05
(2,103)	1:A:17:LEU:HD13	1:B:117:LEU:HA	20	5.05
(2,51)	1:B:115:PHE:HD1	1:B:117:LEU:HB3	7	5.04

Continued on next page...

Continued from previous page...

Key	Atom-1	Atom-2	Model ID	Violation (Å)
(2,51)	1:B:115:PHE:HD2	1:B:117:LEU:HB3	7	5.04
(2,51)	1:B:115:PHE:HD1	1:B:117:LEU:HB3	11	5.04
(2,51)	1:B:115:PHE:HD2	1:B:117:LEU:HB3	11	5.04
(2,491)	1:A:18:ILE:HD11	1:B:118:ILE:H	14	5.04
(2,491)	1:A:18:ILE:HD12	1:B:118:ILE:H	14	5.04
(2,491)	1:A:18:ILE:HD13	1:B:118:ILE:H	14	5.04
(2,491)	1:A:18:ILE:HD11	1:B:118:ILE:H	15	5.04
(2,491)	1:A:18:ILE:HD12	1:B:118:ILE:H	15	5.04
(2,491)	1:A:18:ILE:HD13	1:B:118:ILE:H	15	5.04
(2,49)	1:A:15:PHE:HD1	1:A:17:LEU:HB3	13	5.04
(2,49)	1:A:15:PHE:HD2	1:A:17:LEU:HB3	13	5.04
(2,49)	1:A:15:PHE:HD1	1:A:17:LEU:HB3	20	5.04
(2,49)	1:A:15:PHE:HD2	1:A:17:LEU:HB3	20	5.04
(2,365)	1:A:17:LEU:H	1:B:117:LEU:HD11	7	5.04
(2,365)	1:A:17:LEU:H	1:B:117:LEU:HD12	7	5.04
(2,365)	1:A:17:LEU:H	1:B:117:LEU:HD13	7	5.04
(2,365)	1:A:17:LEU:H	1:B:117:LEU:HD11	17	5.04
(2,365)	1:A:17:LEU:H	1:B:117:LEU:HD12	17	5.04
(2,365)	1:A:17:LEU:H	1:B:117:LEU:HD13	17	5.04
(2,255)	1:A:18:ILE:HD11	1:B:118:ILE:H	14	5.04
(2,255)	1:A:18:ILE:HD12	1:B:118:ILE:H	14	5.04
(2,255)	1:A:18:ILE:HD13	1:B:118:ILE:H	14	5.04
(2,255)	1:A:18:ILE:HD11	1:B:118:ILE:H	15	5.04
(2,255)	1:A:18:ILE:HD12	1:B:118:ILE:H	15	5.04
(2,255)	1:A:18:ILE:HD13	1:B:118:ILE:H	15	5.04
(2,253)	1:A:18:ILE:HA	1:B:118:ILE:HD11	20	5.04
(2,253)	1:A:18:ILE:HA	1:B:118:ILE:HD12	20	5.04
(2,253)	1:A:18:ILE:HA	1:B:118:ILE:HD13	20	5.04
(2,171)	1:A:17:LEU:H	1:B:117:LEU:HD11	7	5.04
(2,171)	1:A:17:LEU:H	1:B:117:LEU:HD12	7	5.04
(2,171)	1:A:17:LEU:H	1:B:117:LEU:HD13	7	5.04
(2,171)	1:A:17:LEU:H	1:B:117:LEU:HD11	17	5.04
(2,171)	1:A:17:LEU:H	1:B:117:LEU:HD12	17	5.04
(2,171)	1:A:17:LEU:H	1:B:117:LEU:HD13	17	5.04
(2,49)	1:A:15:PHE:HD1	1:A:17:LEU:HB3	7	5.03
(2,49)	1:A:15:PHE:HD2	1:A:17:LEU:HB3	7	5.03
(2,489)	1:A:18:ILE:H	1:B:118:ILE:HD11	11	5.03
(2,489)	1:A:18:ILE:H	1:B:118:ILE:HD12	11	5.03
(2,489)	1:A:18:ILE:H	1:B:118:ILE:HD13	11	5.03
(2,489)	1:A:18:ILE:H	1:B:118:ILE:HD11	19	5.03
(2,489)	1:A:18:ILE:H	1:B:118:ILE:HD12	19	5.03
(2,489)	1:A:18:ILE:H	1:B:118:ILE:HD13	19	5.03

Continued on next page...

Continued from previous page...

Key	Atom-1	Atom-2	Model ID	Violation (Å)
(2,477)	1:A:18:ILE:HG21	1:B:118:ILE:H	17	5.03
(2,477)	1:A:18:ILE:HG22	1:B:118:ILE:H	17	5.03
(2,477)	1:A:18:ILE:HG23	1:B:118:ILE:H	17	5.03
(2,367)	1:A:17:LEU:HD11	1:B:117:LEU:H	9	5.03
(2,367)	1:A:17:LEU:HD12	1:B:117:LEU:H	9	5.03
(2,367)	1:A:17:LEU:HD13	1:B:117:LEU:H	9	5.03
(2,367)	1:A:17:LEU:HD11	1:B:117:LEU:H	19	5.03
(2,367)	1:A:17:LEU:HD12	1:B:117:LEU:H	19	5.03
(2,367)	1:A:17:LEU:HD13	1:B:117:LEU:H	19	5.03
(2,365)	1:A:17:LEU:H	1:B:117:LEU:HD11	1	5.03
(2,365)	1:A:17:LEU:H	1:B:117:LEU:HD12	1	5.03
(2,365)	1:A:17:LEU:H	1:B:117:LEU:HD13	1	5.03
(2,365)	1:A:17:LEU:H	1:B:117:LEU:HD11	9	5.03
(2,365)	1:A:17:LEU:H	1:B:117:LEU:HD12	9	5.03
(2,365)	1:A:17:LEU:H	1:B:117:LEU:HD13	9	5.03
(2,365)	1:A:17:LEU:H	1:B:117:LEU:HD11	16	5.03
(2,365)	1:A:17:LEU:H	1:B:117:LEU:HD12	16	5.03
(2,365)	1:A:17:LEU:H	1:B:117:LEU:HD13	16	5.03
(2,365)	1:A:17:LEU:H	1:B:117:LEU:HD11	20	5.03
(2,365)	1:A:17:LEU:H	1:B:117:LEU:HD12	20	5.03
(2,365)	1:A:17:LEU:H	1:B:117:LEU:HD13	20	5.03
(2,257)	1:A:18:ILE:H	1:B:118:ILE:HD11	11	5.03
(2,257)	1:A:18:ILE:H	1:B:118:ILE:HD12	11	5.03
(2,257)	1:A:18:ILE:H	1:B:118:ILE:HD13	11	5.03
(2,257)	1:A:18:ILE:H	1:B:118:ILE:HD11	19	5.03
(2,257)	1:A:18:ILE:H	1:B:118:ILE:HD12	19	5.03
(2,257)	1:A:18:ILE:H	1:B:118:ILE:HD13	19	5.03
(2,171)	1:A:17:LEU:H	1:B:117:LEU:HD11	1	5.03
(2,171)	1:A:17:LEU:H	1:B:117:LEU:HD12	1	5.03
(2,171)	1:A:17:LEU:H	1:B:117:LEU:HD13	1	5.03
(2,171)	1:A:17:LEU:H	1:B:117:LEU:HD11	9	5.03
(2,171)	1:A:17:LEU:H	1:B:117:LEU:HD12	9	5.03
(2,171)	1:A:17:LEU:H	1:B:117:LEU:HD13	9	5.03
(2,171)	1:A:17:LEU:H	1:B:117:LEU:HD11	16	5.03
(2,171)	1:A:17:LEU:H	1:B:117:LEU:HD12	16	5.03
(2,171)	1:A:17:LEU:H	1:B:117:LEU:HD13	16	5.03
(2,171)	1:A:17:LEU:H	1:B:117:LEU:HD11	20	5.03
(2,171)	1:A:17:LEU:H	1:B:117:LEU:HD12	20	5.03
(2,171)	1:A:17:LEU:H	1:B:117:LEU:HD13	20	5.03
(2,169)	1:A:17:LEU:HD11	1:B:117:LEU:H	9	5.03
(2,169)	1:A:17:LEU:HD12	1:B:117:LEU:H	9	5.03
(2,169)	1:A:17:LEU:HD13	1:B:117:LEU:H	9	5.03

Continued on next page...

Continued from previous page...

Key	Atom-1	Atom-2	Model ID	Violation (Å)
(2,169)	1:A:17:LEU:HD11	1:B:117:LEU:H	19	5.03
(2,169)	1:A:17:LEU:HD12	1:B:117:LEU:H	19	5.03
(2,169)	1:A:17:LEU:HD13	1:B:117:LEU:H	19	5.03
(2,507)	1:A:18:ILE:H	1:B:118:ILE:HG12	18	5.02
(2,491)	1:A:18:ILE:HD11	1:B:118:ILE:H	4	5.02
(2,491)	1:A:18:ILE:HD12	1:B:118:ILE:H	4	5.02
(2,491)	1:A:18:ILE:HD13	1:B:118:ILE:H	4	5.02
(2,489)	1:A:18:ILE:H	1:B:118:ILE:HD11	4	5.02
(2,489)	1:A:18:ILE:H	1:B:118:ILE:HD12	4	5.02
(2,489)	1:A:18:ILE:H	1:B:118:ILE:HD13	4	5.02
(2,489)	1:A:18:ILE:H	1:B:118:ILE:HD11	10	5.02
(2,489)	1:A:18:ILE:H	1:B:118:ILE:HD12	10	5.02
(2,489)	1:A:18:ILE:H	1:B:118:ILE:HD13	10	5.02
(2,477)	1:A:18:ILE:HG21	1:B:118:ILE:H	14	5.02
(2,477)	1:A:18:ILE:HG22	1:B:118:ILE:H	14	5.02
(2,477)	1:A:18:ILE:HG23	1:B:118:ILE:H	14	5.02
(2,367)	1:A:17:LEU:HD11	1:B:117:LEU:H	5	5.02
(2,367)	1:A:17:LEU:HD12	1:B:117:LEU:H	5	5.02
(2,367)	1:A:17:LEU:HD13	1:B:117:LEU:H	5	5.02
(2,365)	1:A:17:LEU:H	1:B:117:LEU:HD11	8	5.02
(2,365)	1:A:17:LEU:H	1:B:117:LEU:HD12	8	5.02
(2,365)	1:A:17:LEU:H	1:B:117:LEU:HD13	8	5.02
(2,365)	1:A:17:LEU:H	1:B:117:LEU:HD11	11	5.02
(2,365)	1:A:17:LEU:H	1:B:117:LEU:HD12	11	5.02
(2,365)	1:A:17:LEU:H	1:B:117:LEU:HD13	11	5.02
(2,365)	1:A:17:LEU:H	1:B:117:LEU:HD11	12	5.02
(2,365)	1:A:17:LEU:H	1:B:117:LEU:HD12	12	5.02
(2,365)	1:A:17:LEU:H	1:B:117:LEU:HD13	12	5.02
(2,257)	1:A:18:ILE:H	1:B:118:ILE:HD11	4	5.02
(2,257)	1:A:18:ILE:H	1:B:118:ILE:HD12	4	5.02
(2,257)	1:A:18:ILE:H	1:B:118:ILE:HD13	4	5.02
(2,257)	1:A:18:ILE:H	1:B:118:ILE:HD11	10	5.02
(2,257)	1:A:18:ILE:H	1:B:118:ILE:HD12	10	5.02
(2,257)	1:A:18:ILE:H	1:B:118:ILE:HD13	10	5.02
(2,255)	1:A:18:ILE:HD11	1:B:118:ILE:H	4	5.02
(2,255)	1:A:18:ILE:HD12	1:B:118:ILE:H	4	5.02
(2,255)	1:A:18:ILE:HD13	1:B:118:ILE:H	4	5.02
(2,171)	1:A:17:LEU:H	1:B:117:LEU:HD11	8	5.02
(2,171)	1:A:17:LEU:H	1:B:117:LEU:HD12	8	5.02
(2,171)	1:A:17:LEU:H	1:B:117:LEU:HD13	8	5.02
(2,171)	1:A:17:LEU:H	1:B:117:LEU:HD11	11	5.02
(2,171)	1:A:17:LEU:H	1:B:117:LEU:HD12	11	5.02

Continued on next page...

Continued from previous page...

Key	Atom-1	Atom-2	Model ID	Violation (Å)
(2,171)	1:A:17:LEU:H	1:B:117:LEU:HD13	11	5.02
(2,171)	1:A:17:LEU:H	1:B:117:LEU:HD11	12	5.02
(2,171)	1:A:17:LEU:H	1:B:117:LEU:HD12	12	5.02
(2,171)	1:A:17:LEU:H	1:B:117:LEU:HD13	12	5.02
(2,169)	1:A:17:LEU:HD11	1:B:117:LEU:H	5	5.02
(2,169)	1:A:17:LEU:HD12	1:B:117:LEU:H	5	5.02
(2,169)	1:A:17:LEU:HD13	1:B:117:LEU:H	5	5.02
(2,119)	1:A:18:ILE:H	1:B:118:ILE:HG12	18	5.02
(2,509)	1:A:18:ILE:HG12	1:B:118:ILE:H	11	5.01
(2,491)	1:A:18:ILE:HD11	1:B:118:ILE:H	10	5.01
(2,491)	1:A:18:ILE:HD12	1:B:118:ILE:H	10	5.01
(2,491)	1:A:18:ILE:HD13	1:B:118:ILE:H	10	5.01
(2,49)	1:A:15:PHE:HD1	1:A:17:LEU:HB3	9	5.01
(2,49)	1:A:15:PHE:HD2	1:A:17:LEU:HB3	9	5.01
(2,49)	1:A:15:PHE:HD1	1:A:17:LEU:HB3	11	5.01
(2,49)	1:A:15:PHE:HD2	1:A:17:LEU:HB3	11	5.01
(2,485)	1:A:17:LEU:H	1:B:118:ILE:H	19	5.01
(2,393)	1:A:17:LEU:H	1:B:118:ILE:H	19	5.01
(2,367)	1:A:17:LEU:HD11	1:B:117:LEU:H	6	5.01
(2,367)	1:A:17:LEU:HD12	1:B:117:LEU:H	6	5.01
(2,367)	1:A:17:LEU:HD13	1:B:117:LEU:H	6	5.01
(2,367)	1:A:17:LEU:HD11	1:B:117:LEU:H	17	5.01
(2,367)	1:A:17:LEU:HD12	1:B:117:LEU:H	17	5.01
(2,367)	1:A:17:LEU:HD13	1:B:117:LEU:H	17	5.01
(2,365)	1:A:17:LEU:H	1:B:117:LEU:HD11	2	5.01
(2,365)	1:A:17:LEU:H	1:B:117:LEU:HD12	2	5.01
(2,365)	1:A:17:LEU:H	1:B:117:LEU:HD13	2	5.01
(2,365)	1:A:17:LEU:H	1:B:117:LEU:HD11	3	5.01
(2,365)	1:A:17:LEU:H	1:B:117:LEU:HD12	3	5.01
(2,365)	1:A:17:LEU:H	1:B:117:LEU:HD13	3	5.01
(2,365)	1:A:17:LEU:H	1:B:117:LEU:HD11	15	5.01
(2,365)	1:A:17:LEU:H	1:B:117:LEU:HD12	15	5.01
(2,365)	1:A:17:LEU:H	1:B:117:LEU:HD13	15	5.01
(2,255)	1:A:18:ILE:HD11	1:B:118:ILE:H	10	5.01
(2,255)	1:A:18:ILE:HD12	1:B:118:ILE:H	10	5.01
(2,255)	1:A:18:ILE:HD13	1:B:118:ILE:H	10	5.01
(2,171)	1:A:17:LEU:H	1:B:117:LEU:HD11	2	5.01
(2,171)	1:A:17:LEU:H	1:B:117:LEU:HD12	2	5.01
(2,171)	1:A:17:LEU:H	1:B:117:LEU:HD13	2	5.01
(2,171)	1:A:17:LEU:H	1:B:117:LEU:HD11	3	5.01
(2,171)	1:A:17:LEU:H	1:B:117:LEU:HD12	3	5.01
(2,171)	1:A:17:LEU:H	1:B:117:LEU:HD13	3	5.01

Continued on next page...

Continued from previous page...

Key	Atom-1	Atom-2	Model ID	Violation (Å)
(2,171)	1:A:17:LEU:H	1:B:117:LEU:HD11	15	5.01
(2,171)	1:A:17:LEU:H	1:B:117:LEU:HD12	15	5.01
(2,171)	1:A:17:LEU:H	1:B:117:LEU:HD13	15	5.01
(2,169)	1:A:17:LEU:HD11	1:B:117:LEU:H	6	5.01
(2,169)	1:A:17:LEU:HD12	1:B:117:LEU:H	6	5.01
(2,169)	1:A:17:LEU:HD13	1:B:117:LEU:H	6	5.01
(2,169)	1:A:17:LEU:HD11	1:B:117:LEU:H	17	5.01
(2,169)	1:A:17:LEU:HD12	1:B:117:LEU:H	17	5.01
(2,169)	1:A:17:LEU:HD13	1:B:117:LEU:H	17	5.01
(2,117)	1:A:18:ILE:HG12	1:B:118:ILE:H	11	5.01
(2,51)	1:B:115:PHE:HD1	1:B:117:LEU:HB3	20	5.0
(2,51)	1:B:115:PHE:HD2	1:B:117:LEU:HB3	20	5.0
(2,49)	1:A:15:PHE:HD1	1:A:17:LEU:HB3	17	5.0
(2,49)	1:A:15:PHE:HD2	1:A:17:LEU:HB3	17	5.0
(2,485)	1:A:17:LEU:H	1:B:118:ILE:H	1	5.0
(2,485)	1:A:17:LEU:H	1:B:118:ILE:H	4	5.0
(2,485)	1:A:17:LEU:H	1:B:118:ILE:H	6	5.0
(2,485)	1:A:17:LEU:H	1:B:118:ILE:H	10	5.0
(2,483)	1:A:18:ILE:H	1:B:117:LEU:H	1	5.0
(2,483)	1:A:18:ILE:H	1:B:117:LEU:H	2	5.0
(2,483)	1:A:18:ILE:H	1:B:117:LEU:H	3	5.0
(2,483)	1:A:18:ILE:H	1:B:117:LEU:H	7	5.0
(2,483)	1:A:18:ILE:H	1:B:117:LEU:H	10	5.0
(2,483)	1:A:18:ILE:H	1:B:117:LEU:H	12	5.0
(2,483)	1:A:18:ILE:H	1:B:117:LEU:H	15	5.0
(2,483)	1:A:18:ILE:H	1:B:117:LEU:H	16	5.0
(2,395)	1:A:18:ILE:H	1:B:117:LEU:H	1	5.0
(2,395)	1:A:18:ILE:H	1:B:117:LEU:H	2	5.0
(2,395)	1:A:18:ILE:H	1:B:117:LEU:H	3	5.0
(2,395)	1:A:18:ILE:H	1:B:117:LEU:H	7	5.0
(2,395)	1:A:18:ILE:H	1:B:117:LEU:H	10	5.0
(2,395)	1:A:18:ILE:H	1:B:117:LEU:H	12	5.0
(2,395)	1:A:18:ILE:H	1:B:117:LEU:H	15	5.0
(2,395)	1:A:18:ILE:H	1:B:117:LEU:H	16	5.0
(2,393)	1:A:17:LEU:H	1:B:118:ILE:H	1	5.0
(2,393)	1:A:17:LEU:H	1:B:118:ILE:H	4	5.0
(2,393)	1:A:17:LEU:H	1:B:118:ILE:H	6	5.0
(2,393)	1:A:17:LEU:H	1:B:118:ILE:H	10	5.0
(2,367)	1:A:17:LEU:HD11	1:B:117:LEU:H	7	5.0
(2,367)	1:A:17:LEU:HD12	1:B:117:LEU:H	7	5.0
(2,367)	1:A:17:LEU:HD13	1:B:117:LEU:H	7	5.0
(2,367)	1:A:17:LEU:HD11	1:B:117:LEU:H	18	5.0

Continued on next page...

Continued from previous page...

Key	Atom-1	Atom-2	Model ID	Violation (Å)
(2,367)	1:A:17:LEU:HD12	1:B:117:LEU:H	18	5.0
(2,367)	1:A:17:LEU:HD13	1:B:117:LEU:H	18	5.0
(2,169)	1:A:17:LEU:HD11	1:B:117:LEU:H	7	5.0
(2,169)	1:A:17:LEU:HD12	1:B:117:LEU:H	7	5.0
(2,169)	1:A:17:LEU:HD13	1:B:117:LEU:H	7	5.0
(2,169)	1:A:17:LEU:HD11	1:B:117:LEU:H	18	5.0
(2,169)	1:A:17:LEU:HD12	1:B:117:LEU:H	18	5.0
(2,169)	1:A:17:LEU:HD13	1:B:117:LEU:H	18	5.0
(2,485)	1:A:17:LEU:H	1:B:118:ILE:H	5	4.99
(2,485)	1:A:17:LEU:H	1:B:118:ILE:H	8	4.99
(2,485)	1:A:17:LEU:H	1:B:118:ILE:H	12	4.99
(2,485)	1:A:17:LEU:H	1:B:118:ILE:H	13	4.99
(2,485)	1:A:17:LEU:H	1:B:118:ILE:H	14	4.99
(2,485)	1:A:17:LEU:H	1:B:118:ILE:H	15	4.99
(2,485)	1:A:17:LEU:H	1:B:118:ILE:H	17	4.99
(2,483)	1:A:18:ILE:H	1:B:117:LEU:H	4	4.99
(2,483)	1:A:18:ILE:H	1:B:117:LEU:H	5	4.99
(2,483)	1:A:18:ILE:H	1:B:117:LEU:H	6	4.99
(2,483)	1:A:18:ILE:H	1:B:117:LEU:H	8	4.99
(2,483)	1:A:18:ILE:H	1:B:117:LEU:H	13	4.99
(2,483)	1:A:18:ILE:H	1:B:117:LEU:H	19	4.99
(2,477)	1:A:18:ILE:HG21	1:B:118:ILE:H	1	4.99
(2,477)	1:A:18:ILE:HG22	1:B:118:ILE:H	1	4.99
(2,477)	1:A:18:ILE:HG23	1:B:118:ILE:H	1	4.99
(2,477)	1:A:18:ILE:HG21	1:B:118:ILE:H	9	4.99
(2,477)	1:A:18:ILE:HG22	1:B:118:ILE:H	9	4.99
(2,477)	1:A:18:ILE:HG23	1:B:118:ILE:H	9	4.99
(2,395)	1:A:18:ILE:H	1:B:117:LEU:H	4	4.99
(2,395)	1:A:18:ILE:H	1:B:117:LEU:H	5	4.99
(2,395)	1:A:18:ILE:H	1:B:117:LEU:H	6	4.99
(2,395)	1:A:18:ILE:H	1:B:117:LEU:H	8	4.99
(2,395)	1:A:18:ILE:H	1:B:117:LEU:H	13	4.99
(2,395)	1:A:18:ILE:H	1:B:117:LEU:H	19	4.99
(2,393)	1:A:17:LEU:H	1:B:118:ILE:H	5	4.99
(2,393)	1:A:17:LEU:H	1:B:118:ILE:H	8	4.99
(2,393)	1:A:17:LEU:H	1:B:118:ILE:H	12	4.99
(2,393)	1:A:17:LEU:H	1:B:118:ILE:H	13	4.99
(2,393)	1:A:17:LEU:H	1:B:118:ILE:H	14	4.99
(2,393)	1:A:17:LEU:H	1:B:118:ILE:H	15	4.99
(2,393)	1:A:17:LEU:H	1:B:118:ILE:H	17	4.99
(2,367)	1:A:17:LEU:HD11	1:B:117:LEU:H	10	4.99
(2,367)	1:A:17:LEU:HD12	1:B:117:LEU:H	10	4.99

Continued on next page...

Continued from previous page...

Key	Atom-1	Atom-2	Model ID	Violation (Å)
(2,367)	1:A:17:LEU:HD13	1:B:117:LEU:H	10	4.99
(2,365)	1:A:17:LEU:H	1:B:117:LEU:HD11	4	4.99
(2,365)	1:A:17:LEU:H	1:B:117:LEU:HD12	4	4.99
(2,365)	1:A:17:LEU:H	1:B:117:LEU:HD13	4	4.99
(2,365)	1:A:17:LEU:H	1:B:117:LEU:HD11	10	4.99
(2,365)	1:A:17:LEU:H	1:B:117:LEU:HD12	10	4.99
(2,365)	1:A:17:LEU:H	1:B:117:LEU:HD13	10	4.99
(2,171)	1:A:17:LEU:H	1:B:117:LEU:HD11	4	4.99
(2,171)	1:A:17:LEU:H	1:B:117:LEU:HD12	4	4.99
(2,171)	1:A:17:LEU:H	1:B:117:LEU:HD13	4	4.99
(2,171)	1:A:17:LEU:H	1:B:117:LEU:HD11	10	4.99
(2,171)	1:A:17:LEU:H	1:B:117:LEU:HD12	10	4.99
(2,171)	1:A:17:LEU:H	1:B:117:LEU:HD13	10	4.99
(2,169)	1:A:17:LEU:HD11	1:B:117:LEU:H	10	4.99
(2,169)	1:A:17:LEU:HD12	1:B:117:LEU:H	10	4.99
(2,169)	1:A:17:LEU:HD13	1:B:117:LEU:H	10	4.99
(2,489)	1:A:18:ILE:H	1:B:118:ILE:HD11	2	4.98
(2,489)	1:A:18:ILE:H	1:B:118:ILE:HD12	2	4.98
(2,489)	1:A:18:ILE:H	1:B:118:ILE:HD13	2	4.98
(2,489)	1:A:18:ILE:H	1:B:118:ILE:HD11	9	4.98
(2,489)	1:A:18:ILE:H	1:B:118:ILE:HD12	9	4.98
(2,489)	1:A:18:ILE:H	1:B:118:ILE:HD13	9	4.98
(2,489)	1:A:18:ILE:H	1:B:118:ILE:HD11	12	4.98
(2,489)	1:A:18:ILE:H	1:B:118:ILE:HD12	12	4.98
(2,489)	1:A:18:ILE:H	1:B:118:ILE:HD13	12	4.98
(2,489)	1:A:18:ILE:H	1:B:118:ILE:HD11	15	4.98
(2,489)	1:A:18:ILE:H	1:B:118:ILE:HD12	15	4.98
(2,489)	1:A:18:ILE:H	1:B:118:ILE:HD13	15	4.98
(2,485)	1:A:17:LEU:H	1:B:118:ILE:H	2	4.98
(2,485)	1:A:17:LEU:H	1:B:118:ILE:H	3	4.98
(2,485)	1:A:17:LEU:H	1:B:118:ILE:H	7	4.98
(2,485)	1:A:17:LEU:H	1:B:118:ILE:H	9	4.98
(2,485)	1:A:17:LEU:H	1:B:118:ILE:H	16	4.98
(2,483)	1:A:18:ILE:H	1:B:117:LEU:H	9	4.98
(2,477)	1:A:18:ILE:HG21	1:B:118:ILE:H	7	4.98
(2,477)	1:A:18:ILE:HG22	1:B:118:ILE:H	7	4.98
(2,477)	1:A:18:ILE:HG23	1:B:118:ILE:H	7	4.98
(2,443)	1:A:16:VAL:HA	1:B:117:LEU:HB3	17	4.98
(2,395)	1:A:18:ILE:H	1:B:117:LEU:H	9	4.98
(2,393)	1:A:17:LEU:H	1:B:118:ILE:H	2	4.98
(2,393)	1:A:17:LEU:H	1:B:118:ILE:H	3	4.98
(2,393)	1:A:17:LEU:H	1:B:118:ILE:H	7	4.98

Continued on next page...

Continued from previous page...

Key	Atom-1	Atom-2	Model ID	Violation (Å)
(2,393)	1:A:17:LEU:H	1:B:118:ILE:H	9	4.98
(2,393)	1:A:17:LEU:H	1:B:118:ILE:H	16	4.98
(2,367)	1:A:17:LEU:HD11	1:B:117:LEU:H	4	4.98
(2,367)	1:A:17:LEU:HD12	1:B:117:LEU:H	4	4.98
(2,367)	1:A:17:LEU:HD13	1:B:117:LEU:H	4	4.98
(2,367)	1:A:17:LEU:HD11	1:B:117:LEU:H	16	4.98
(2,367)	1:A:17:LEU:HD12	1:B:117:LEU:H	16	4.98
(2,367)	1:A:17:LEU:HD13	1:B:117:LEU:H	16	4.98
(2,365)	1:A:17:LEU:H	1:B:117:LEU:HD11	19	4.98
(2,365)	1:A:17:LEU:H	1:B:117:LEU:HD12	19	4.98
(2,365)	1:A:17:LEU:H	1:B:117:LEU:HD13	19	4.98
(2,257)	1:A:18:ILE:H	1:B:118:ILE:HD11	2	4.98
(2,257)	1:A:18:ILE:H	1:B:118:ILE:HD12	2	4.98
(2,257)	1:A:18:ILE:H	1:B:118:ILE:HD13	2	4.98
(2,257)	1:A:18:ILE:H	1:B:118:ILE:HD11	9	4.98
(2,257)	1:A:18:ILE:H	1:B:118:ILE:HD12	9	4.98
(2,257)	1:A:18:ILE:H	1:B:118:ILE:HD13	9	4.98
(2,257)	1:A:18:ILE:H	1:B:118:ILE:HD11	12	4.98
(2,257)	1:A:18:ILE:H	1:B:118:ILE:HD12	12	4.98
(2,257)	1:A:18:ILE:H	1:B:118:ILE:HD13	12	4.98
(2,257)	1:A:18:ILE:H	1:B:118:ILE:HD11	15	4.98
(2,257)	1:A:18:ILE:H	1:B:118:ILE:HD12	15	4.98
(2,257)	1:A:18:ILE:H	1:B:118:ILE:HD13	15	4.98
(2,171)	1:A:17:LEU:H	1:B:117:LEU:HD11	19	4.98
(2,171)	1:A:17:LEU:H	1:B:117:LEU:HD12	19	4.98
(2,171)	1:A:17:LEU:H	1:B:117:LEU:HD13	19	4.98
(2,169)	1:A:17:LEU:HD11	1:B:117:LEU:H	4	4.98
(2,169)	1:A:17:LEU:HD12	1:B:117:LEU:H	4	4.98
(2,169)	1:A:17:LEU:HD13	1:B:117:LEU:H	4	4.98
(2,169)	1:A:17:LEU:HD11	1:B:117:LEU:H	16	4.98
(2,169)	1:A:17:LEU:HD12	1:B:117:LEU:H	16	4.98
(2,169)	1:A:17:LEU:HD13	1:B:117:LEU:H	16	4.98
(2,491)	1:A:18:ILE:HD11	1:B:118:ILE:H	5	4.97
(2,491)	1:A:18:ILE:HD12	1:B:118:ILE:H	5	4.97
(2,491)	1:A:18:ILE:HD13	1:B:118:ILE:H	5	4.97
(2,491)	1:A:18:ILE:HD11	1:B:118:ILE:H	6	4.97
(2,491)	1:A:18:ILE:HD12	1:B:118:ILE:H	6	4.97
(2,491)	1:A:18:ILE:HD13	1:B:118:ILE:H	6	4.97
(2,491)	1:A:18:ILE:HD11	1:B:118:ILE:H	19	4.97
(2,491)	1:A:18:ILE:HD12	1:B:118:ILE:H	19	4.97
(2,491)	1:A:18:ILE:HD13	1:B:118:ILE:H	19	4.97
(2,489)	1:A:18:ILE:H	1:B:118:ILE:HD11	1	4.97

Continued on next page...

Continued from previous page...

Key	Atom-1	Atom-2	Model ID	Violation (Å)
(2,489)	1:A:18:ILE:H	1:B:118:ILE:HD12	1	4.97
(2,489)	1:A:18:ILE:H	1:B:118:ILE:HD13	1	4.97
(2,489)	1:A:18:ILE:H	1:B:118:ILE:HD11	3	4.97
(2,489)	1:A:18:ILE:H	1:B:118:ILE:HD12	3	4.97
(2,489)	1:A:18:ILE:H	1:B:118:ILE:HD13	3	4.97
(2,489)	1:A:18:ILE:H	1:B:118:ILE:HD11	16	4.97
(2,489)	1:A:18:ILE:H	1:B:118:ILE:HD12	16	4.97
(2,489)	1:A:18:ILE:H	1:B:118:ILE:HD13	16	4.97
(2,477)	1:A:18:ILE:HG21	1:B:118:ILE:H	13	4.97
(2,477)	1:A:18:ILE:HG22	1:B:118:ILE:H	13	4.97
(2,477)	1:A:18:ILE:HG23	1:B:118:ILE:H	13	4.97
(2,475)	1:A:18:ILE:H	1:B:118:ILE:HG21	9	4.97
(2,475)	1:A:18:ILE:H	1:B:118:ILE:HG22	9	4.97
(2,475)	1:A:18:ILE:H	1:B:118:ILE:HG23	9	4.97
(2,475)	1:A:18:ILE:H	1:B:118:ILE:HG21	19	4.97
(2,475)	1:A:18:ILE:H	1:B:118:ILE:HG22	19	4.97
(2,475)	1:A:18:ILE:H	1:B:118:ILE:HG23	19	4.97
(2,367)	1:A:17:LEU:HD11	1:B:117:LEU:H	8	4.97
(2,367)	1:A:17:LEU:HD12	1:B:117:LEU:H	8	4.97
(2,367)	1:A:17:LEU:HD13	1:B:117:LEU:H	8	4.97
(2,257)	1:A:18:ILE:H	1:B:118:ILE:HD11	1	4.97
(2,257)	1:A:18:ILE:H	1:B:118:ILE:HD12	1	4.97
(2,257)	1:A:18:ILE:H	1:B:118:ILE:HD13	1	4.97
(2,257)	1:A:18:ILE:H	1:B:118:ILE:HD11	3	4.97
(2,257)	1:A:18:ILE:H	1:B:118:ILE:HD12	3	4.97
(2,257)	1:A:18:ILE:H	1:B:118:ILE:HD13	3	4.97
(2,257)	1:A:18:ILE:H	1:B:118:ILE:HD11	16	4.97
(2,257)	1:A:18:ILE:H	1:B:118:ILE:HD12	16	4.97
(2,257)	1:A:18:ILE:H	1:B:118:ILE:HD13	16	4.97
(2,255)	1:A:18:ILE:HD11	1:B:118:ILE:H	5	4.97
(2,255)	1:A:18:ILE:HD12	1:B:118:ILE:H	5	4.97
(2,255)	1:A:18:ILE:HD13	1:B:118:ILE:H	5	4.97
(2,255)	1:A:18:ILE:HD11	1:B:118:ILE:H	6	4.97
(2,255)	1:A:18:ILE:HD12	1:B:118:ILE:H	6	4.97
(2,255)	1:A:18:ILE:HD13	1:B:118:ILE:H	6	4.97
(2,255)	1:A:18:ILE:HD11	1:B:118:ILE:H	19	4.97
(2,255)	1:A:18:ILE:HD12	1:B:118:ILE:H	19	4.97
(2,255)	1:A:18:ILE:HD13	1:B:118:ILE:H	19	4.97
(2,169)	1:A:17:LEU:HD11	1:B:117:LEU:H	8	4.97
(2,169)	1:A:17:LEU:HD12	1:B:117:LEU:H	8	4.97
(2,169)	1:A:17:LEU:HD13	1:B:117:LEU:H	8	4.97
(2,489)	1:A:18:ILE:H	1:B:118:ILE:HD11	8	4.96

Continued on next page...

Continued from previous page...

Key	Atom-1	Atom-2	Model ID	Violation (Å)
(2,489)	1:A:18:ILE:H	1:B:118:ILE:HD12	8	4.96
(2,489)	1:A:18:ILE:H	1:B:118:ILE:HD13	8	4.96
(2,483)	1:A:18:ILE:H	1:B:117:LEU:H	14	4.96
(2,477)	1:A:18:ILE:HG21	1:B:118:ILE:H	3	4.96
(2,477)	1:A:18:ILE:HG22	1:B:118:ILE:H	3	4.96
(2,477)	1:A:18:ILE:HG23	1:B:118:ILE:H	3	4.96
(2,477)	1:A:18:ILE:HG21	1:B:118:ILE:H	8	4.96
(2,477)	1:A:18:ILE:HG22	1:B:118:ILE:H	8	4.96
(2,477)	1:A:18:ILE:HG23	1:B:118:ILE:H	8	4.96
(2,477)	1:A:18:ILE:HG21	1:B:118:ILE:H	16	4.96
(2,477)	1:A:18:ILE:HG22	1:B:118:ILE:H	16	4.96
(2,477)	1:A:18:ILE:HG23	1:B:118:ILE:H	16	4.96
(2,475)	1:A:18:ILE:H	1:B:118:ILE:HG21	5	4.96
(2,475)	1:A:18:ILE:H	1:B:118:ILE:HG22	5	4.96
(2,475)	1:A:18:ILE:H	1:B:118:ILE:HG23	5	4.96
(2,475)	1:A:18:ILE:H	1:B:118:ILE:HG21	6	4.96
(2,475)	1:A:18:ILE:H	1:B:118:ILE:HG22	6	4.96
(2,475)	1:A:18:ILE:H	1:B:118:ILE:HG23	6	4.96
(2,395)	1:A:18:ILE:H	1:B:117:LEU:H	14	4.96
(2,367)	1:A:17:LEU:HD11	1:B:117:LEU:H	1	4.96
(2,367)	1:A:17:LEU:HD12	1:B:117:LEU:H	1	4.96
(2,367)	1:A:17:LEU:HD13	1:B:117:LEU:H	1	4.96
(2,367)	1:A:17:LEU:HD11	1:B:117:LEU:H	2	4.96
(2,367)	1:A:17:LEU:HD12	1:B:117:LEU:H	2	4.96
(2,367)	1:A:17:LEU:HD13	1:B:117:LEU:H	2	4.96
(2,367)	1:A:17:LEU:HD11	1:B:117:LEU:H	12	4.96
(2,367)	1:A:17:LEU:HD12	1:B:117:LEU:H	12	4.96
(2,367)	1:A:17:LEU:HD13	1:B:117:LEU:H	12	4.96
(2,367)	1:A:17:LEU:HD11	1:B:117:LEU:H	13	4.96
(2,367)	1:A:17:LEU:HD12	1:B:117:LEU:H	13	4.96
(2,367)	1:A:17:LEU:HD13	1:B:117:LEU:H	13	4.96
(2,367)	1:A:17:LEU:HD11	1:B:117:LEU:H	15	4.96
(2,367)	1:A:17:LEU:HD12	1:B:117:LEU:H	15	4.96
(2,367)	1:A:17:LEU:HD13	1:B:117:LEU:H	15	4.96
(2,365)	1:A:17:LEU:H	1:B:117:LEU:HD11	6	4.96
(2,365)	1:A:17:LEU:H	1:B:117:LEU:HD12	6	4.96
(2,365)	1:A:17:LEU:H	1:B:117:LEU:HD13	6	4.96
(2,365)	1:A:17:LEU:H	1:B:117:LEU:HD11	18	4.96
(2,365)	1:A:17:LEU:H	1:B:117:LEU:HD12	18	4.96
(2,365)	1:A:17:LEU:H	1:B:117:LEU:HD13	18	4.96
(2,257)	1:A:18:ILE:H	1:B:118:ILE:HD11	8	4.96
(2,257)	1:A:18:ILE:H	1:B:118:ILE:HD12	8	4.96

Continued on next page...

Continued from previous page...

Key	Atom-1	Atom-2	Model ID	Violation (Å)
(2,257)	1:A:18:ILE:H	1:B:118:ILE:HD13	8	4.96
(2,171)	1:A:17:LEU:H	1:B:117:LEU:HD11	6	4.96
(2,171)	1:A:17:LEU:H	1:B:117:LEU:HD12	6	4.96
(2,171)	1:A:17:LEU:H	1:B:117:LEU:HD13	6	4.96
(2,171)	1:A:17:LEU:H	1:B:117:LEU:HD11	18	4.96
(2,171)	1:A:17:LEU:H	1:B:117:LEU:HD12	18	4.96
(2,171)	1:A:17:LEU:H	1:B:117:LEU:HD13	18	4.96
(2,169)	1:A:17:LEU:HD11	1:B:117:LEU:H	1	4.96
(2,169)	1:A:17:LEU:HD12	1:B:117:LEU:H	1	4.96
(2,169)	1:A:17:LEU:HD13	1:B:117:LEU:H	1	4.96
(2,169)	1:A:17:LEU:HD11	1:B:117:LEU:H	2	4.96
(2,169)	1:A:17:LEU:HD12	1:B:117:LEU:H	2	4.96
(2,169)	1:A:17:LEU:HD13	1:B:117:LEU:H	2	4.96
(2,169)	1:A:17:LEU:HD11	1:B:117:LEU:H	12	4.96
(2,169)	1:A:17:LEU:HD12	1:B:117:LEU:H	12	4.96
(2,169)	1:A:17:LEU:HD13	1:B:117:LEU:H	12	4.96
(2,169)	1:A:17:LEU:HD11	1:B:117:LEU:H	13	4.96
(2,169)	1:A:17:LEU:HD12	1:B:117:LEU:H	13	4.96
(2,169)	1:A:17:LEU:HD13	1:B:117:LEU:H	13	4.96
(2,169)	1:A:17:LEU:HD11	1:B:117:LEU:H	15	4.96
(2,169)	1:A:17:LEU:HD12	1:B:117:LEU:H	15	4.96
(2,169)	1:A:17:LEU:HD13	1:B:117:LEU:H	15	4.96
(2,491)	1:A:18:ILE:HD11	1:B:118:ILE:H	17	4.95
(2,491)	1:A:18:ILE:HD12	1:B:118:ILE:H	17	4.95
(2,491)	1:A:18:ILE:HD13	1:B:118:ILE:H	17	4.95
(2,491)	1:A:18:ILE:HD11	1:B:118:ILE:H	18	4.95
(2,491)	1:A:18:ILE:HD12	1:B:118:ILE:H	18	4.95
(2,491)	1:A:18:ILE:HD13	1:B:118:ILE:H	18	4.95
(2,477)	1:A:18:ILE:HG21	1:B:118:ILE:H	2	4.95
(2,477)	1:A:18:ILE:HG22	1:B:118:ILE:H	2	4.95
(2,477)	1:A:18:ILE:HG23	1:B:118:ILE:H	2	4.95
(2,477)	1:A:18:ILE:HG21	1:B:118:ILE:H	12	4.95
(2,477)	1:A:18:ILE:HG22	1:B:118:ILE:H	12	4.95
(2,477)	1:A:18:ILE:HG23	1:B:118:ILE:H	12	4.95
(2,477)	1:A:18:ILE:HG21	1:B:118:ILE:H	15	4.95
(2,477)	1:A:18:ILE:HG22	1:B:118:ILE:H	15	4.95
(2,477)	1:A:18:ILE:HG23	1:B:118:ILE:H	15	4.95
(2,367)	1:A:17:LEU:HD11	1:B:117:LEU:H	3	4.95
(2,367)	1:A:17:LEU:HD12	1:B:117:LEU:H	3	4.95
(2,367)	1:A:17:LEU:HD13	1:B:117:LEU:H	3	4.95
(2,367)	1:A:17:LEU:HD11	1:B:117:LEU:H	11	4.95
(2,367)	1:A:17:LEU:HD12	1:B:117:LEU:H	11	4.95

Continued on next page...

Continued from previous page...

Key	Atom-1	Atom-2	Model ID	Violation (Å)
(2,367)	1:A:17:LEU:HD13	1:B:117:LEU:H	11	4.95
(2,365)	1:A:17:LEU:H	1:B:117:LEU:HD11	5	4.95
(2,365)	1:A:17:LEU:H	1:B:117:LEU:HD12	5	4.95
(2,365)	1:A:17:LEU:H	1:B:117:LEU:HD13	5	4.95
(2,255)	1:A:18:ILE:HD11	1:B:118:ILE:H	17	4.95
(2,255)	1:A:18:ILE:HD12	1:B:118:ILE:H	17	4.95
(2,255)	1:A:18:ILE:HD13	1:B:118:ILE:H	17	4.95
(2,255)	1:A:18:ILE:HD11	1:B:118:ILE:H	18	4.95
(2,255)	1:A:18:ILE:HD12	1:B:118:ILE:H	18	4.95
(2,255)	1:A:18:ILE:HD13	1:B:118:ILE:H	18	4.95
(2,171)	1:A:17:LEU:H	1:B:117:LEU:HD11	5	4.95
(2,171)	1:A:17:LEU:H	1:B:117:LEU:HD12	5	4.95
(2,171)	1:A:17:LEU:H	1:B:117:LEU:HD13	5	4.95
(2,169)	1:A:17:LEU:HD11	1:B:117:LEU:H	3	4.95
(2,169)	1:A:17:LEU:HD12	1:B:117:LEU:H	3	4.95
(2,169)	1:A:17:LEU:HD13	1:B:117:LEU:H	3	4.95
(2,169)	1:A:17:LEU:HD11	1:B:117:LEU:H	11	4.95
(2,169)	1:A:17:LEU:HD12	1:B:117:LEU:H	11	4.95
(2,169)	1:A:17:LEU:HD13	1:B:117:LEU:H	11	4.95
(2,489)	1:A:18:ILE:H	1:B:118:ILE:HD11	14	4.94
(2,489)	1:A:18:ILE:H	1:B:118:ILE:HD12	14	4.94
(2,489)	1:A:18:ILE:H	1:B:118:ILE:HD13	14	4.94
(2,483)	1:A:18:ILE:H	1:B:117:LEU:H	17	4.94
(2,475)	1:A:18:ILE:H	1:B:118:ILE:HG21	7	4.94
(2,475)	1:A:18:ILE:H	1:B:118:ILE:HG22	7	4.94
(2,475)	1:A:18:ILE:H	1:B:118:ILE:HG23	7	4.94
(2,395)	1:A:18:ILE:H	1:B:117:LEU:H	17	4.94
(2,367)	1:A:17:LEU:HD11	1:B:117:LEU:H	14	4.94
(2,367)	1:A:17:LEU:HD12	1:B:117:LEU:H	14	4.94
(2,367)	1:A:17:LEU:HD13	1:B:117:LEU:H	14	4.94
(2,257)	1:A:18:ILE:H	1:B:118:ILE:HD11	14	4.94
(2,257)	1:A:18:ILE:H	1:B:118:ILE:HD12	14	4.94
(2,257)	1:A:18:ILE:H	1:B:118:ILE:HD13	14	4.94
(2,169)	1:A:17:LEU:HD11	1:B:117:LEU:H	14	4.94
(2,169)	1:A:17:LEU:HD12	1:B:117:LEU:H	14	4.94
(2,169)	1:A:17:LEU:HD13	1:B:117:LEU:H	14	4.94
(2,491)	1:A:18:ILE:HD11	1:B:118:ILE:H	9	4.93
(2,491)	1:A:18:ILE:HD12	1:B:118:ILE:H	9	4.93
(2,491)	1:A:18:ILE:HD13	1:B:118:ILE:H	9	4.93
(2,489)	1:A:18:ILE:H	1:B:118:ILE:HD11	7	4.93
(2,489)	1:A:18:ILE:H	1:B:118:ILE:HD12	7	4.93
(2,489)	1:A:18:ILE:H	1:B:118:ILE:HD13	7	4.93

Continued on next page...

Continued from previous page...

Key	Atom-1	Atom-2	Model ID	Violation (Å)
(2,489)	1:A:18:ILE:H	1:B:118:ILE:HD11	20	4.93
(2,489)	1:A:18:ILE:H	1:B:118:ILE:HD12	20	4.93
(2,489)	1:A:18:ILE:H	1:B:118:ILE:HD13	20	4.93
(2,483)	1:A:18:ILE:H	1:B:117:LEU:H	11	4.93
(2,475)	1:A:18:ILE:H	1:B:118:ILE:HG21	16	4.93
(2,475)	1:A:18:ILE:H	1:B:118:ILE:HG22	16	4.93
(2,475)	1:A:18:ILE:H	1:B:118:ILE:HG23	16	4.93
(2,443)	1:A:16:VAL:HA	1:B:117:LEU:HB3	9	4.93
(2,395)	1:A:18:ILE:H	1:B:117:LEU:H	11	4.93
(2,257)	1:A:18:ILE:H	1:B:118:ILE:HD11	7	4.93
(2,257)	1:A:18:ILE:H	1:B:118:ILE:HD12	7	4.93
(2,257)	1:A:18:ILE:H	1:B:118:ILE:HD13	7	4.93
(2,257)	1:A:18:ILE:H	1:B:118:ILE:HD11	20	4.93
(2,257)	1:A:18:ILE:H	1:B:118:ILE:HD12	20	4.93
(2,257)	1:A:18:ILE:H	1:B:118:ILE:HD13	20	4.93
(2,255)	1:A:18:ILE:HD11	1:B:118:ILE:H	9	4.93
(2,255)	1:A:18:ILE:HD12	1:B:118:ILE:H	9	4.93
(2,255)	1:A:18:ILE:HD13	1:B:118:ILE:H	9	4.93
(2,485)	1:A:17:LEU:H	1:B:118:ILE:H	11	4.92
(2,485)	1:A:17:LEU:H	1:B:118:ILE:H	18	4.92
(2,483)	1:A:18:ILE:H	1:B:117:LEU:H	18	4.92
(2,477)	1:A:18:ILE:HG21	1:B:118:ILE:H	4	4.92
(2,477)	1:A:18:ILE:HG22	1:B:118:ILE:H	4	4.92
(2,477)	1:A:18:ILE:HG23	1:B:118:ILE:H	4	4.92
(2,477)	1:A:18:ILE:HG21	1:B:118:ILE:H	10	4.92
(2,477)	1:A:18:ILE:HG22	1:B:118:ILE:H	10	4.92
(2,477)	1:A:18:ILE:HG23	1:B:118:ILE:H	10	4.92
(2,477)	1:A:18:ILE:HG21	1:B:118:ILE:H	19	4.92
(2,477)	1:A:18:ILE:HG22	1:B:118:ILE:H	19	4.92
(2,477)	1:A:18:ILE:HG23	1:B:118:ILE:H	19	4.92
(2,395)	1:A:18:ILE:H	1:B:117:LEU:H	18	4.92
(2,393)	1:A:17:LEU:H	1:B:118:ILE:H	11	4.92
(2,393)	1:A:17:LEU:H	1:B:118:ILE:H	18	4.92
(2,367)	1:A:17:LEU:HD11	1:B:117:LEU:H	20	4.92
(2,367)	1:A:17:LEU:HD12	1:B:117:LEU:H	20	4.92
(2,367)	1:A:17:LEU:HD13	1:B:117:LEU:H	20	4.92
(2,169)	1:A:17:LEU:HD11	1:B:117:LEU:H	20	4.92
(2,169)	1:A:17:LEU:HD12	1:B:117:LEU:H	20	4.92
(2,169)	1:A:17:LEU:HD13	1:B:117:LEU:H	20	4.92
(2,475)	1:A:18:ILE:H	1:B:118:ILE:HG21	4	4.91
(2,475)	1:A:18:ILE:H	1:B:118:ILE:HG22	4	4.91
(2,475)	1:A:18:ILE:H	1:B:118:ILE:HG23	4	4.91

Continued on next page...

Continued from previous page...

Key	Atom-1	Atom-2	Model ID	Violation (Å)
(2,475)	1:A:18:ILE:H	1:B:118:ILE:HG21	10	4.91
(2,475)	1:A:18:ILE:H	1:B:118:ILE:HG22	10	4.91
(2,475)	1:A:18:ILE:H	1:B:118:ILE:HG23	10	4.91
(2,485)	1:A:17:LEU:H	1:B:118:ILE:H	20	4.9
(2,483)	1:A:18:ILE:H	1:B:117:LEU:H	20	4.9
(2,475)	1:A:18:ILE:H	1:B:118:ILE:HG21	8	4.9
(2,475)	1:A:18:ILE:H	1:B:118:ILE:HG22	8	4.9
(2,475)	1:A:18:ILE:H	1:B:118:ILE:HG23	8	4.9
(2,475)	1:A:18:ILE:H	1:B:118:ILE:HG21	17	4.9
(2,475)	1:A:18:ILE:H	1:B:118:ILE:HG22	17	4.9
(2,475)	1:A:18:ILE:H	1:B:118:ILE:HG23	17	4.9
(2,395)	1:A:18:ILE:H	1:B:117:LEU:H	20	4.9
(2,393)	1:A:17:LEU:H	1:B:118:ILE:H	20	4.9
(2,441)	1:A:17:LEU:HB3	1:B:116:VAL:HA	7	4.89
(2,477)	1:A:18:ILE:HG21	1:B:118:ILE:H	6	4.88
(2,477)	1:A:18:ILE:HG22	1:B:118:ILE:H	6	4.88
(2,477)	1:A:18:ILE:HG23	1:B:118:ILE:H	6	4.88
(2,475)	1:A:18:ILE:H	1:B:118:ILE:HG21	1	4.88
(2,475)	1:A:18:ILE:H	1:B:118:ILE:HG22	1	4.88
(2,475)	1:A:18:ILE:H	1:B:118:ILE:HG23	1	4.88
(2,475)	1:A:18:ILE:H	1:B:118:ILE:HG21	2	4.88
(2,475)	1:A:18:ILE:H	1:B:118:ILE:HG22	2	4.88
(2,475)	1:A:18:ILE:H	1:B:118:ILE:HG23	2	4.88
(2,475)	1:A:18:ILE:H	1:B:118:ILE:HG21	3	4.88
(2,475)	1:A:18:ILE:H	1:B:118:ILE:HG22	3	4.88
(2,475)	1:A:18:ILE:H	1:B:118:ILE:HG23	3	4.88
(2,475)	1:A:18:ILE:H	1:B:118:ILE:HG21	15	4.88
(2,475)	1:A:18:ILE:H	1:B:118:ILE:HG22	15	4.88
(2,475)	1:A:18:ILE:H	1:B:118:ILE:HG23	15	4.88
(2,197)	1:A:18:ILE:HB	1:B:118:ILE:HD11	18	4.88
(2,197)	1:A:18:ILE:HB	1:B:118:ILE:HD12	18	4.88
(2,197)	1:A:18:ILE:HB	1:B:118:ILE:HD13	18	4.88
(2,475)	1:A:18:ILE:H	1:B:118:ILE:HG21	12	4.87
(2,475)	1:A:18:ILE:H	1:B:118:ILE:HG22	12	4.87
(2,475)	1:A:18:ILE:H	1:B:118:ILE:HG23	12	4.87
(2,443)	1:A:16:VAL:HA	1:B:117:LEU:HB3	11	4.87
(2,443)	1:A:16:VAL:HA	1:B:117:LEU:HB3	13	4.87
(2,443)	1:A:16:VAL:HA	1:B:117:LEU:HB3	14	4.87
(2,441)	1:A:17:LEU:HB3	1:B:116:VAL:HA	9	4.87
(2,441)	1:A:17:LEU:HB3	1:B:116:VAL:HA	16	4.87
(2,477)	1:A:18:ILE:HG21	1:B:118:ILE:H	5	4.86
(2,477)	1:A:18:ILE:HG22	1:B:118:ILE:H	5	4.86

Continued on next page...

Continued from previous page...

Key	Atom-1	Atom-2	Model ID	Violation (Å)
(2,477)	1:A:18:ILE:HG23	1:B:118:ILE:H	5	4.86
(2,475)	1:A:18:ILE:H	1:B:118:ILE:HG21	13	4.86
(2,475)	1:A:18:ILE:H	1:B:118:ILE:HG22	13	4.86
(2,475)	1:A:18:ILE:H	1:B:118:ILE:HG23	13	4.86
(2,443)	1:A:16:VAL:HA	1:B:117:LEU:HB3	7	4.86
(2,443)	1:A:16:VAL:HA	1:B:117:LEU:HB3	6	4.85
(2,443)	1:A:16:VAL:HA	1:B:117:LEU:HB3	19	4.85
(2,441)	1:A:17:LEU:HB3	1:B:116:VAL:HA	17	4.85
(2,475)	1:A:18:ILE:H	1:B:118:ILE:HG21	14	4.84
(2,475)	1:A:18:ILE:H	1:B:118:ILE:HG22	14	4.84
(2,475)	1:A:18:ILE:H	1:B:118:ILE:HG23	14	4.84
(2,443)	1:A:16:VAL:HA	1:B:117:LEU:HB3	4	4.84
(2,441)	1:A:17:LEU:HB3	1:B:116:VAL:HA	2	4.84
(2,441)	1:A:17:LEU:HB3	1:B:116:VAL:HA	3	4.84
(2,441)	1:A:17:LEU:HB3	1:B:116:VAL:HA	8	4.84
(2,441)	1:A:17:LEU:HB3	1:B:116:VAL:HA	13	4.84
(2,441)	1:A:17:LEU:HB3	1:B:116:VAL:HA	15	4.84
(2,199)	1:A:18:ILE:HD11	1:B:118:ILE:HB	11	4.84
(2,199)	1:A:18:ILE:HD12	1:B:118:ILE:HB	11	4.84
(2,199)	1:A:18:ILE:HD13	1:B:118:ILE:HB	11	4.84
(2,199)	1:A:18:ILE:HD11	1:B:118:ILE:HB	20	4.84
(2,199)	1:A:18:ILE:HD12	1:B:118:ILE:HB	20	4.84
(2,199)	1:A:18:ILE:HD13	1:B:118:ILE:HB	20	4.84
(2,443)	1:A:16:VAL:HA	1:B:117:LEU:HB3	10	4.83
(2,441)	1:A:17:LEU:HB3	1:B:116:VAL:HA	1	4.83
(2,441)	1:A:17:LEU:HB3	1:B:116:VAL:HA	12	4.83
(2,441)	1:A:17:LEU:HB3	1:B:116:VAL:HA	14	4.83
(2,443)	1:A:16:VAL:HA	1:B:117:LEU:HB3	5	4.82
(2,441)	1:A:17:LEU:HB3	1:B:116:VAL:HA	4	4.82
(2,441)	1:A:17:LEU:HB3	1:B:116:VAL:HA	10	4.82
(2,489)	1:A:18:ILE:H	1:B:118:ILE:HD11	13	4.81
(2,489)	1:A:18:ILE:H	1:B:118:ILE:HD12	13	4.81
(2,489)	1:A:18:ILE:H	1:B:118:ILE:HD13	13	4.81
(2,443)	1:A:16:VAL:HA	1:B:117:LEU:HB3	1	4.81
(2,443)	1:A:16:VAL:HA	1:B:117:LEU:HB3	8	4.81
(2,443)	1:A:16:VAL:HA	1:B:117:LEU:HB3	16	4.81
(2,441)	1:A:17:LEU:HB3	1:B:116:VAL:HA	18	4.81
(2,257)	1:A:18:ILE:H	1:B:118:ILE:HD11	13	4.81
(2,257)	1:A:18:ILE:H	1:B:118:ILE:HD12	13	4.81
(2,257)	1:A:18:ILE:H	1:B:118:ILE:HD13	13	4.81
(2,441)	1:A:17:LEU:HB3	1:B:116:VAL:HA	5	4.8
(2,441)	1:A:17:LEU:HB3	1:B:116:VAL:HA	19	4.8

Continued on next page...

Continued from previous page...

Key	Atom-1	Atom-2	Model ID	Violation (Å)
(2,441)	1:A:17:LEU:HB3	1:B:116:VAL:HA	6	4.79
(2,443)	1:A:16:VAL:HA	1:B:117:LEU:HB3	2	4.78
(2,443)	1:A:16:VAL:HA	1:B:117:LEU:HB3	3	4.78
(2,443)	1:A:16:VAL:HA	1:B:117:LEU:HB3	12	4.78
(2,443)	1:A:16:VAL:HA	1:B:117:LEU:HB3	15	4.78
(2,441)	1:A:17:LEU:HB3	1:B:116:VAL:HA	20	4.78
(2,443)	1:A:16:VAL:HA	1:B:117:LEU:HB3	18	4.77
(2,443)	1:A:16:VAL:HA	1:B:117:LEU:HB3	20	4.77
(2,493)	1:A:18:ILE:H	1:B:117:LEU:HD21	11	4.75
(2,493)	1:A:18:ILE:H	1:B:117:LEU:HD22	11	4.75
(2,493)	1:A:18:ILE:H	1:B:117:LEU:HD23	11	4.75
(2,229)	1:A:18:ILE:H	1:B:117:LEU:HD21	11	4.75
(2,229)	1:A:18:ILE:H	1:B:117:LEU:HD22	11	4.75
(2,229)	1:A:18:ILE:H	1:B:117:LEU:HD23	11	4.75
(2,55)	1:B:115:PHE:HD1	1:B:117:LEU:HB3	4	4.73
(2,55)	1:B:115:PHE:HD2	1:B:117:LEU:HB3	4	4.73
(2,55)	1:B:115:PHE:HD1	1:B:117:LEU:HB3	10	4.73
(2,55)	1:B:115:PHE:HD2	1:B:117:LEU:HB3	10	4.73
(2,53)	1:A:15:PHE:HD1	1:A:17:LEU:HB3	4	4.72
(2,53)	1:A:15:PHE:HD2	1:A:17:LEU:HB3	4	4.72
(2,53)	1:A:15:PHE:HD1	1:A:17:LEU:HB3	10	4.72
(2,53)	1:A:15:PHE:HD2	1:A:17:LEU:HB3	10	4.72
(2,475)	1:A:18:ILE:H	1:B:118:ILE:HG21	11	4.71
(2,475)	1:A:18:ILE:H	1:B:118:ILE:HG22	11	4.71
(2,475)	1:A:18:ILE:H	1:B:118:ILE:HG23	11	4.71
(2,55)	1:B:115:PHE:HD1	1:B:117:LEU:HB3	1	4.69
(2,55)	1:B:115:PHE:HD2	1:B:117:LEU:HB3	1	4.69
(2,55)	1:B:115:PHE:HD1	1:B:117:LEU:HB3	6	4.69
(2,55)	1:B:115:PHE:HD2	1:B:117:LEU:HB3	6	4.69
(2,55)	1:B:115:PHE:HD1	1:B:117:LEU:HB3	14	4.69
(2,55)	1:B:115:PHE:HD2	1:B:117:LEU:HB3	14	4.69
(2,55)	1:B:115:PHE:HD1	1:B:117:LEU:HB3	15	4.69
(2,55)	1:B:115:PHE:HD2	1:B:117:LEU:HB3	15	4.69
(2,53)	1:A:15:PHE:HD1	1:A:17:LEU:HB3	2	4.69
(2,53)	1:A:15:PHE:HD2	1:A:17:LEU:HB3	2	4.69
(2,53)	1:A:15:PHE:HD1	1:A:17:LEU:HB3	3	4.69
(2,53)	1:A:15:PHE:HD2	1:A:17:LEU:HB3	3	4.69
(2,53)	1:A:15:PHE:HD1	1:A:17:LEU:HB3	15	4.69
(2,53)	1:A:15:PHE:HD2	1:A:17:LEU:HB3	15	4.69
(2,55)	1:B:115:PHE:HD1	1:B:117:LEU:HB3	2	4.68
(2,55)	1:B:115:PHE:HD2	1:B:117:LEU:HB3	2	4.68
(2,55)	1:B:115:PHE:HD1	1:B:117:LEU:HB3	3	4.68

Continued on next page...

Continued from previous page...

Key	Atom-1	Atom-2	Model ID	Violation (Å)
(2,55)	1:B:115:PHE:HD2	1:B:117:LEU:HB3	3	4.68
(2,55)	1:B:115:PHE:HD1	1:B:117:LEU:HB3	12	4.68
(2,55)	1:B:115:PHE:HD2	1:B:117:LEU:HB3	12	4.68
(2,53)	1:A:15:PHE:HD1	1:A:17:LEU:HB3	5	4.68
(2,53)	1:A:15:PHE:HD2	1:A:17:LEU:HB3	5	4.68
(2,53)	1:A:15:PHE:HD1	1:A:17:LEU:HB3	6	4.68
(2,53)	1:A:15:PHE:HD2	1:A:17:LEU:HB3	6	4.68
(2,53)	1:A:15:PHE:HD1	1:A:17:LEU:HB3	12	4.68
(2,53)	1:A:15:PHE:HD2	1:A:17:LEU:HB3	12	4.68
(2,481)	1:A:18:ILE:HG13	1:B:118:ILE:H	20	4.68
(2,479)	1:A:18:ILE:H	1:B:118:ILE:HG13	18	4.68
(2,441)	1:A:17:LEU:HB3	1:B:116:VAL:HA	11	4.68
(2,403)	1:A:18:ILE:H	1:B:118:ILE:HG13	18	4.68
(2,401)	1:A:18:ILE:HG13	1:B:118:ILE:H	20	4.68
(2,55)	1:B:115:PHE:HD1	1:B:117:LEU:HB3	5	4.67
(2,55)	1:B:115:PHE:HD2	1:B:117:LEU:HB3	5	4.67
(2,55)	1:B:115:PHE:HD1	1:B:117:LEU:HB3	8	4.67
(2,55)	1:B:115:PHE:HD2	1:B:117:LEU:HB3	8	4.67
(2,55)	1:B:115:PHE:HD1	1:B:117:LEU:HB3	16	4.67
(2,55)	1:B:115:PHE:HD2	1:B:117:LEU:HB3	16	4.67
(2,53)	1:A:15:PHE:HD1	1:A:17:LEU:HB3	16	4.67
(2,53)	1:A:15:PHE:HD2	1:A:17:LEU:HB3	16	4.67
(2,53)	1:A:15:PHE:HD1	1:A:17:LEU:HB3	19	4.67
(2,53)	1:A:15:PHE:HD2	1:A:17:LEU:HB3	19	4.67
(2,163)	1:A:16:VAL:H	1:B:117:LEU:HD11	5	4.67
(2,163)	1:A:16:VAL:H	1:B:117:LEU:HD12	5	4.67
(2,163)	1:A:16:VAL:H	1:B:117:LEU:HD13	5	4.67
(2,163)	1:A:16:VAL:H	1:B:117:LEU:HD11	6	4.67
(2,163)	1:A:16:VAL:H	1:B:117:LEU:HD12	6	4.67
(2,163)	1:A:16:VAL:H	1:B:117:LEU:HD13	6	4.67
(2,163)	1:A:16:VAL:H	1:B:117:LEU:HD11	17	4.67
(2,163)	1:A:16:VAL:H	1:B:117:LEU:HD12	17	4.67
(2,163)	1:A:16:VAL:H	1:B:117:LEU:HD13	17	4.67
(2,163)	1:A:16:VAL:H	1:B:117:LEU:HD11	19	4.67
(2,163)	1:A:16:VAL:H	1:B:117:LEU:HD12	19	4.67
(2,163)	1:A:16:VAL:H	1:B:117:LEU:HD13	19	4.67
(2,161)	1:A:17:LEU:HD11	1:B:116:VAL:H	1	4.67
(2,161)	1:A:17:LEU:HD12	1:B:116:VAL:H	1	4.67
(2,161)	1:A:17:LEU:HD13	1:B:116:VAL:H	1	4.67
(2,161)	1:A:17:LEU:HD11	1:B:116:VAL:H	2	4.67
(2,161)	1:A:17:LEU:HD12	1:B:116:VAL:H	2	4.67
(2,161)	1:A:17:LEU:HD13	1:B:116:VAL:H	2	4.67

Continued on next page...

Continued from previous page...

Key	Atom-1	Atom-2	Model ID	Violation (Å)
(2,161)	1:A:17:LEU:HD11	1:B:116:VAL:H	3	4.67
(2,161)	1:A:17:LEU:HD12	1:B:116:VAL:H	3	4.67
(2,161)	1:A:17:LEU:HD13	1:B:116:VAL:H	3	4.67
(2,161)	1:A:17:LEU:HD11	1:B:116:VAL:H	12	4.67
(2,161)	1:A:17:LEU:HD12	1:B:116:VAL:H	12	4.67
(2,161)	1:A:17:LEU:HD13	1:B:116:VAL:H	12	4.67
(2,161)	1:A:17:LEU:HD11	1:B:116:VAL:H	14	4.67
(2,161)	1:A:17:LEU:HD12	1:B:116:VAL:H	14	4.67
(2,161)	1:A:17:LEU:HD13	1:B:116:VAL:H	14	4.67
(2,161)	1:A:17:LEU:HD11	1:B:116:VAL:H	15	4.67
(2,161)	1:A:17:LEU:HD12	1:B:116:VAL:H	15	4.67
(2,161)	1:A:17:LEU:HD13	1:B:116:VAL:H	15	4.67
(2,161)	1:A:17:LEU:HD11	1:B:116:VAL:H	16	4.67
(2,161)	1:A:17:LEU:HD12	1:B:116:VAL:H	16	4.67
(2,161)	1:A:17:LEU:HD13	1:B:116:VAL:H	16	4.67
(2,161)	1:A:17:LEU:HD11	1:B:116:VAL:H	17	4.67
(2,161)	1:A:17:LEU:HD12	1:B:116:VAL:H	17	4.67
(2,161)	1:A:17:LEU:HD13	1:B:116:VAL:H	17	4.67
(2,139)	1:A:17:LEU:HD11	1:B:116:VAL:H	1	4.67
(2,139)	1:A:17:LEU:HD12	1:B:116:VAL:H	1	4.67
(2,139)	1:A:17:LEU:HD13	1:B:116:VAL:H	1	4.67
(2,139)	1:A:17:LEU:HD11	1:B:116:VAL:H	2	4.67
(2,139)	1:A:17:LEU:HD12	1:B:116:VAL:H	2	4.67
(2,139)	1:A:17:LEU:HD13	1:B:116:VAL:H	2	4.67
(2,139)	1:A:17:LEU:HD11	1:B:116:VAL:H	3	4.67
(2,139)	1:A:17:LEU:HD12	1:B:116:VAL:H	3	4.67
(2,139)	1:A:17:LEU:HD13	1:B:116:VAL:H	3	4.67
(2,139)	1:A:17:LEU:HD11	1:B:116:VAL:H	12	4.67
(2,139)	1:A:17:LEU:HD12	1:B:116:VAL:H	12	4.67
(2,139)	1:A:17:LEU:HD13	1:B:116:VAL:H	12	4.67
(2,139)	1:A:17:LEU:HD11	1:B:116:VAL:H	14	4.67
(2,139)	1:A:17:LEU:HD12	1:B:116:VAL:H	14	4.67
(2,139)	1:A:17:LEU:HD13	1:B:116:VAL:H	14	4.67
(2,139)	1:A:17:LEU:HD11	1:B:116:VAL:H	15	4.67
(2,139)	1:A:17:LEU:HD12	1:B:116:VAL:H	15	4.67
(2,139)	1:A:17:LEU:HD13	1:B:116:VAL:H	15	4.67
(2,139)	1:A:17:LEU:HD11	1:B:116:VAL:H	16	4.67
(2,139)	1:A:17:LEU:HD12	1:B:116:VAL:H	16	4.67
(2,139)	1:A:17:LEU:HD13	1:B:116:VAL:H	16	4.67
(2,139)	1:A:17:LEU:HD11	1:B:116:VAL:H	17	4.67
(2,139)	1:A:17:LEU:HD12	1:B:116:VAL:H	17	4.67
(2,139)	1:A:17:LEU:HD13	1:B:116:VAL:H	17	4.67

Continued on next page...

Continued from previous page...

Key	Atom-1	Atom-2	Model ID	Violation (Å)
(2,137)	1:A:16:VAL:H	1:B:117:LEU:HD11	5	4.67
(2,137)	1:A:16:VAL:H	1:B:117:LEU:HD12	5	4.67
(2,137)	1:A:16:VAL:H	1:B:117:LEU:HD13	5	4.67
(2,137)	1:A:16:VAL:H	1:B:117:LEU:HD11	6	4.67
(2,137)	1:A:16:VAL:H	1:B:117:LEU:HD12	6	4.67
(2,137)	1:A:16:VAL:H	1:B:117:LEU:HD13	6	4.67
(2,137)	1:A:16:VAL:H	1:B:117:LEU:HD11	17	4.67
(2,137)	1:A:16:VAL:H	1:B:117:LEU:HD12	17	4.67
(2,137)	1:A:16:VAL:H	1:B:117:LEU:HD13	17	4.67
(2,137)	1:A:16:VAL:H	1:B:117:LEU:HD11	19	4.67
(2,137)	1:A:16:VAL:H	1:B:117:LEU:HD12	19	4.67
(2,137)	1:A:16:VAL:H	1:B:117:LEU:HD13	19	4.67
(2,55)	1:B:115:PHE:HD1	1:B:117:LEU:HB3	17	4.66
(2,55)	1:B:115:PHE:HD2	1:B:117:LEU:HB3	17	4.66
(2,55)	1:B:115:PHE:HD1	1:B:117:LEU:HB3	19	4.66
(2,55)	1:B:115:PHE:HD2	1:B:117:LEU:HB3	19	4.66
(2,53)	1:A:15:PHE:HD1	1:A:17:LEU:HB3	1	4.66
(2,53)	1:A:15:PHE:HD2	1:A:17:LEU:HB3	1	4.66
(2,53)	1:A:15:PHE:HD1	1:A:17:LEU:HB3	8	4.66
(2,53)	1:A:15:PHE:HD2	1:A:17:LEU:HB3	8	4.66
(2,53)	1:A:15:PHE:HD1	1:A:17:LEU:HB3	14	4.66
(2,53)	1:A:15:PHE:HD2	1:A:17:LEU:HB3	14	4.66
(2,481)	1:A:18:ILE:HG13	1:B:118:ILE:H	11	4.66
(2,477)	1:A:18:ILE:HG21	1:B:118:ILE:H	18	4.66
(2,477)	1:A:18:ILE:HG22	1:B:118:ILE:H	18	4.66
(2,477)	1:A:18:ILE:HG23	1:B:118:ILE:H	18	4.66
(2,401)	1:A:18:ILE:HG13	1:B:118:ILE:H	11	4.66
(2,163)	1:A:16:VAL:H	1:B:117:LEU:HD11	9	4.66
(2,163)	1:A:16:VAL:H	1:B:117:LEU:HD12	9	4.66
(2,163)	1:A:16:VAL:H	1:B:117:LEU:HD13	9	4.66
(2,161)	1:A:17:LEU:HD11	1:B:116:VAL:H	7	4.66
(2,161)	1:A:17:LEU:HD12	1:B:116:VAL:H	7	4.66
(2,161)	1:A:17:LEU:HD13	1:B:116:VAL:H	7	4.66
(2,161)	1:A:17:LEU:HD11	1:B:116:VAL:H	8	4.66
(2,161)	1:A:17:LEU:HD12	1:B:116:VAL:H	8	4.66
(2,161)	1:A:17:LEU:HD13	1:B:116:VAL:H	8	4.66
(2,139)	1:A:17:LEU:HD11	1:B:116:VAL:H	7	4.66
(2,139)	1:A:17:LEU:HD12	1:B:116:VAL:H	7	4.66
(2,139)	1:A:17:LEU:HD13	1:B:116:VAL:H	7	4.66
(2,139)	1:A:17:LEU:HD11	1:B:116:VAL:H	8	4.66
(2,139)	1:A:17:LEU:HD12	1:B:116:VAL:H	8	4.66
(2,139)	1:A:17:LEU:HD13	1:B:116:VAL:H	8	4.66

Continued on next page...

Continued from previous page...

Key	Atom-1	Atom-2	Model ID	Violation (Å)
(2,137)	1:A:16:VAL:H	1:B:117:LEU:HD11	9	4.66
(2,137)	1:A:16:VAL:H	1:B:117:LEU:HD12	9	4.66
(2,137)	1:A:16:VAL:H	1:B:117:LEU:HD13	9	4.66
(2,55)	1:B:115:PHE:HD1	1:B:117:LEU:HB3	9	4.65
(2,55)	1:B:115:PHE:HD2	1:B:117:LEU:HB3	9	4.65
(2,55)	1:B:115:PHE:HD1	1:B:117:LEU:HB3	13	4.65
(2,55)	1:B:115:PHE:HD2	1:B:117:LEU:HB3	13	4.65
(2,163)	1:A:16:VAL:H	1:B:117:LEU:HD11	2	4.65
(2,163)	1:A:16:VAL:H	1:B:117:LEU:HD12	2	4.65
(2,163)	1:A:16:VAL:H	1:B:117:LEU:HD13	2	4.65
(2,163)	1:A:16:VAL:H	1:B:117:LEU:HD11	3	4.65
(2,163)	1:A:16:VAL:H	1:B:117:LEU:HD12	3	4.65
(2,163)	1:A:16:VAL:H	1:B:117:LEU:HD13	3	4.65
(2,163)	1:A:16:VAL:H	1:B:117:LEU:HD11	4	4.65
(2,163)	1:A:16:VAL:H	1:B:117:LEU:HD12	4	4.65
(2,163)	1:A:16:VAL:H	1:B:117:LEU:HD13	4	4.65
(2,163)	1:A:16:VAL:H	1:B:117:LEU:HD11	10	4.65
(2,163)	1:A:16:VAL:H	1:B:117:LEU:HD12	10	4.65
(2,163)	1:A:16:VAL:H	1:B:117:LEU:HD13	10	4.65
(2,163)	1:A:16:VAL:H	1:B:117:LEU:HD11	14	4.65
(2,163)	1:A:16:VAL:H	1:B:117:LEU:HD12	14	4.65
(2,163)	1:A:16:VAL:H	1:B:117:LEU:HD13	14	4.65
(2,163)	1:A:16:VAL:H	1:B:117:LEU:HD11	15	4.65
(2,163)	1:A:16:VAL:H	1:B:117:LEU:HD12	15	4.65
(2,163)	1:A:16:VAL:H	1:B:117:LEU:HD13	15	4.65
(2,161)	1:A:17:LEU:HD11	1:B:116:VAL:H	4	4.65
(2,161)	1:A:17:LEU:HD12	1:B:116:VAL:H	4	4.65
(2,161)	1:A:17:LEU:HD13	1:B:116:VAL:H	4	4.65
(2,161)	1:A:17:LEU:HD11	1:B:116:VAL:H	5	4.65
(2,161)	1:A:17:LEU:HD12	1:B:116:VAL:H	5	4.65
(2,161)	1:A:17:LEU:HD13	1:B:116:VAL:H	5	4.65
(2,161)	1:A:17:LEU:HD11	1:B:116:VAL:H	6	4.65
(2,161)	1:A:17:LEU:HD12	1:B:116:VAL:H	6	4.65
(2,161)	1:A:17:LEU:HD13	1:B:116:VAL:H	6	4.65
(2,161)	1:A:17:LEU:HD11	1:B:116:VAL:H	9	4.65
(2,161)	1:A:17:LEU:HD12	1:B:116:VAL:H	9	4.65
(2,161)	1:A:17:LEU:HD13	1:B:116:VAL:H	9	4.65
(2,161)	1:A:17:LEU:HD11	1:B:116:VAL:H	10	4.65
(2,161)	1:A:17:LEU:HD12	1:B:116:VAL:H	10	4.65
(2,161)	1:A:17:LEU:HD13	1:B:116:VAL:H	10	4.65
(2,161)	1:A:17:LEU:HD11	1:B:116:VAL:H	13	4.65
(2,161)	1:A:17:LEU:HD12	1:B:116:VAL:H	13	4.65

Continued on next page...

Continued from previous page...

Key	Atom-1	Atom-2	Model ID	Violation (Å)
(2,161)	1:A:17:LEU:HD13	1:B:116:VAL:H	13	4.65
(2,139)	1:A:17:LEU:HD11	1:B:116:VAL:H	4	4.65
(2,139)	1:A:17:LEU:HD12	1:B:116:VAL:H	4	4.65
(2,139)	1:A:17:LEU:HD13	1:B:116:VAL:H	4	4.65
(2,139)	1:A:17:LEU:HD11	1:B:116:VAL:H	5	4.65
(2,139)	1:A:17:LEU:HD12	1:B:116:VAL:H	5	4.65
(2,139)	1:A:17:LEU:HD13	1:B:116:VAL:H	5	4.65
(2,139)	1:A:17:LEU:HD11	1:B:116:VAL:H	6	4.65
(2,139)	1:A:17:LEU:HD12	1:B:116:VAL:H	6	4.65
(2,139)	1:A:17:LEU:HD13	1:B:116:VAL:H	6	4.65
(2,139)	1:A:17:LEU:HD11	1:B:116:VAL:H	9	4.65
(2,139)	1:A:17:LEU:HD12	1:B:116:VAL:H	9	4.65
(2,139)	1:A:17:LEU:HD13	1:B:116:VAL:H	9	4.65
(2,139)	1:A:17:LEU:HD11	1:B:116:VAL:H	10	4.65
(2,139)	1:A:17:LEU:HD12	1:B:116:VAL:H	10	4.65
(2,139)	1:A:17:LEU:HD13	1:B:116:VAL:H	10	4.65
(2,139)	1:A:17:LEU:HD11	1:B:116:VAL:H	13	4.65
(2,139)	1:A:17:LEU:HD12	1:B:116:VAL:H	13	4.65
(2,139)	1:A:17:LEU:HD13	1:B:116:VAL:H	13	4.65
(2,137)	1:A:16:VAL:H	1:B:117:LEU:HD11	2	4.65
(2,137)	1:A:16:VAL:H	1:B:117:LEU:HD12	2	4.65
(2,137)	1:A:16:VAL:H	1:B:117:LEU:HD13	2	4.65
(2,137)	1:A:16:VAL:H	1:B:117:LEU:HD11	3	4.65
(2,137)	1:A:16:VAL:H	1:B:117:LEU:HD12	3	4.65
(2,137)	1:A:16:VAL:H	1:B:117:LEU:HD13	3	4.65
(2,137)	1:A:16:VAL:H	1:B:117:LEU:HD11	4	4.65
(2,137)	1:A:16:VAL:H	1:B:117:LEU:HD12	4	4.65
(2,137)	1:A:16:VAL:H	1:B:117:LEU:HD13	4	4.65
(2,137)	1:A:16:VAL:H	1:B:117:LEU:HD11	10	4.65
(2,137)	1:A:16:VAL:H	1:B:117:LEU:HD12	10	4.65
(2,137)	1:A:16:VAL:H	1:B:117:LEU:HD13	10	4.65
(2,137)	1:A:16:VAL:H	1:B:117:LEU:HD11	14	4.65
(2,137)	1:A:16:VAL:H	1:B:117:LEU:HD12	14	4.65
(2,137)	1:A:16:VAL:H	1:B:117:LEU:HD13	14	4.65
(2,137)	1:A:16:VAL:H	1:B:117:LEU:HD11	15	4.65
(2,137)	1:A:16:VAL:H	1:B:117:LEU:HD12	15	4.65
(2,137)	1:A:16:VAL:H	1:B:117:LEU:HD13	15	4.65
(2,55)	1:B:115:PHE:HD1	1:B:117:LEU:HB3	18	4.64
(2,55)	1:B:115:PHE:HD2	1:B:117:LEU:HB3	18	4.64
(2,53)	1:A:15:PHE:HD1	1:A:17:LEU:HB3	18	4.64
(2,53)	1:A:15:PHE:HD2	1:A:17:LEU:HB3	18	4.64
(2,495)	1:A:17:LEU:HD21	1:B:118:ILE:H	20	4.64

Continued on next page...

Continued from previous page...

Key	Atom-1	Atom-2	Model ID	Violation (Å)
(2,495)	1:A:17:LEU:HD22	1:B:118:ILE:H	20	4.64
(2,495)	1:A:17:LEU:HD23	1:B:118:ILE:H	20	4.64
(2,227)	1:A:17:LEU:HD21	1:B:118:ILE:H	20	4.64
(2,227)	1:A:17:LEU:HD22	1:B:118:ILE:H	20	4.64
(2,227)	1:A:17:LEU:HD23	1:B:118:ILE:H	20	4.64
(2,163)	1:A:16:VAL:H	1:B:117:LEU:HD11	1	4.64
(2,163)	1:A:16:VAL:H	1:B:117:LEU:HD12	1	4.64
(2,163)	1:A:16:VAL:H	1:B:117:LEU:HD13	1	4.64
(2,163)	1:A:16:VAL:H	1:B:117:LEU:HD11	7	4.64
(2,163)	1:A:16:VAL:H	1:B:117:LEU:HD12	7	4.64
(2,163)	1:A:16:VAL:H	1:B:117:LEU:HD13	7	4.64
(2,163)	1:A:16:VAL:H	1:B:117:LEU:HD11	8	4.64
(2,163)	1:A:16:VAL:H	1:B:117:LEU:HD12	8	4.64
(2,163)	1:A:16:VAL:H	1:B:117:LEU:HD13	8	4.64
(2,163)	1:A:16:VAL:H	1:B:117:LEU:HD11	11	4.64
(2,163)	1:A:16:VAL:H	1:B:117:LEU:HD12	11	4.64
(2,163)	1:A:16:VAL:H	1:B:117:LEU:HD13	11	4.64
(2,163)	1:A:16:VAL:H	1:B:117:LEU:HD11	12	4.64
(2,163)	1:A:16:VAL:H	1:B:117:LEU:HD12	12	4.64
(2,163)	1:A:16:VAL:H	1:B:117:LEU:HD13	12	4.64
(2,163)	1:A:16:VAL:H	1:B:117:LEU:HD11	16	4.64
(2,163)	1:A:16:VAL:H	1:B:117:LEU:HD12	16	4.64
(2,163)	1:A:16:VAL:H	1:B:117:LEU:HD13	16	4.64
(2,161)	1:A:17:LEU:HD11	1:B:116:VAL:H	19	4.64
(2,161)	1:A:17:LEU:HD12	1:B:116:VAL:H	19	4.64
(2,161)	1:A:17:LEU:HD13	1:B:116:VAL:H	19	4.64
(2,139)	1:A:17:LEU:HD11	1:B:116:VAL:H	19	4.64
(2,139)	1:A:17:LEU:HD12	1:B:116:VAL:H	19	4.64
(2,139)	1:A:17:LEU:HD13	1:B:116:VAL:H	19	4.64
(2,137)	1:A:16:VAL:H	1:B:117:LEU:HD11	1	4.64
(2,137)	1:A:16:VAL:H	1:B:117:LEU:HD12	1	4.64
(2,137)	1:A:16:VAL:H	1:B:117:LEU:HD13	1	4.64
(2,137)	1:A:16:VAL:H	1:B:117:LEU:HD11	7	4.64
(2,137)	1:A:16:VAL:H	1:B:117:LEU:HD12	7	4.64
(2,137)	1:A:16:VAL:H	1:B:117:LEU:HD13	7	4.64
(2,137)	1:A:16:VAL:H	1:B:117:LEU:HD11	8	4.64
(2,137)	1:A:16:VAL:H	1:B:117:LEU:HD12	8	4.64
(2,137)	1:A:16:VAL:H	1:B:117:LEU:HD13	8	4.64
(2,137)	1:A:16:VAL:H	1:B:117:LEU:HD11	11	4.64
(2,137)	1:A:16:VAL:H	1:B:117:LEU:HD12	11	4.64
(2,137)	1:A:16:VAL:H	1:B:117:LEU:HD13	11	4.64
(2,137)	1:A:16:VAL:H	1:B:117:LEU:HD11	12	4.64

Continued on next page...

Continued from previous page...

Key	Atom-1	Atom-2	Model ID	Violation (Å)
(2,137)	1:A:16:VAL:H	1:B:117:LEU:HD12	12	4.64
(2,137)	1:A:16:VAL:H	1:B:117:LEU:HD13	12	4.64
(2,137)	1:A:16:VAL:H	1:B:117:LEU:HD11	16	4.64
(2,137)	1:A:16:VAL:H	1:B:117:LEU:HD12	16	4.64
(2,137)	1:A:16:VAL:H	1:B:117:LEU:HD13	16	4.64
(2,55)	1:B:115:PHE:HD1	1:B:117:LEU:HB3	7	4.63
(2,55)	1:B:115:PHE:HD2	1:B:117:LEU:HB3	7	4.63
(2,55)	1:B:115:PHE:HD1	1:B:117:LEU:HB3	11	4.63
(2,55)	1:B:115:PHE:HD2	1:B:117:LEU:HB3	11	4.63
(2,53)	1:A:15:PHE:HD1	1:A:17:LEU:HB3	13	4.63
(2,53)	1:A:15:PHE:HD2	1:A:17:LEU:HB3	13	4.63
(2,53)	1:A:15:PHE:HD1	1:A:17:LEU:HB3	20	4.63
(2,53)	1:A:15:PHE:HD2	1:A:17:LEU:HB3	20	4.63
(2,493)	1:A:18:ILE:H	1:B:117:LEU:HD21	5	4.63
(2,493)	1:A:18:ILE:H	1:B:117:LEU:HD22	5	4.63
(2,493)	1:A:18:ILE:H	1:B:117:LEU:HD23	5	4.63
(2,475)	1:A:18:ILE:H	1:B:118:ILE:HG21	20	4.63
(2,475)	1:A:18:ILE:H	1:B:118:ILE:HG22	20	4.63
(2,475)	1:A:18:ILE:H	1:B:118:ILE:HG23	20	4.63
(2,229)	1:A:18:ILE:H	1:B:117:LEU:HD21	5	4.63
(2,229)	1:A:18:ILE:H	1:B:117:LEU:HD22	5	4.63
(2,229)	1:A:18:ILE:H	1:B:117:LEU:HD23	5	4.63
(2,163)	1:A:16:VAL:H	1:B:117:LEU:HD11	13	4.63
(2,163)	1:A:16:VAL:H	1:B:117:LEU:HD12	13	4.63
(2,163)	1:A:16:VAL:H	1:B:117:LEU:HD13	13	4.63
(2,163)	1:A:16:VAL:H	1:B:117:LEU:HD11	20	4.63
(2,163)	1:A:16:VAL:H	1:B:117:LEU:HD12	20	4.63
(2,163)	1:A:16:VAL:H	1:B:117:LEU:HD13	20	4.63
(2,161)	1:A:17:LEU:HD11	1:B:116:VAL:H	20	4.63
(2,161)	1:A:17:LEU:HD12	1:B:116:VAL:H	20	4.63
(2,161)	1:A:17:LEU:HD13	1:B:116:VAL:H	20	4.63
(2,139)	1:A:17:LEU:HD11	1:B:116:VAL:H	20	4.63
(2,139)	1:A:17:LEU:HD12	1:B:116:VAL:H	20	4.63
(2,139)	1:A:17:LEU:HD13	1:B:116:VAL:H	20	4.63
(2,137)	1:A:16:VAL:H	1:B:117:LEU:HD11	13	4.63
(2,137)	1:A:16:VAL:H	1:B:117:LEU:HD12	13	4.63
(2,137)	1:A:16:VAL:H	1:B:117:LEU:HD13	13	4.63
(2,137)	1:A:16:VAL:H	1:B:117:LEU:HD11	20	4.63
(2,137)	1:A:16:VAL:H	1:B:117:LEU:HD12	20	4.63
(2,137)	1:A:16:VAL:H	1:B:117:LEU:HD13	20	4.63
(2,53)	1:A:15:PHE:HD1	1:A:17:LEU:HB3	7	4.62
(2,53)	1:A:15:PHE:HD2	1:A:17:LEU:HB3	7	4.62

Continued on next page...

Continued from previous page...

Key	Atom-1	Atom-2	Model ID	Violation (Å)
(2,495)	1:A:17:LEU:HD21	1:B:118:ILE:H	1	4.62
(2,495)	1:A:17:LEU:HD22	1:B:118:ILE:H	1	4.62
(2,495)	1:A:17:LEU:HD23	1:B:118:ILE:H	1	4.62
(2,495)	1:A:17:LEU:HD21	1:B:118:ILE:H	2	4.62
(2,495)	1:A:17:LEU:HD22	1:B:118:ILE:H	2	4.62
(2,495)	1:A:17:LEU:HD23	1:B:118:ILE:H	2	4.62
(2,495)	1:A:17:LEU:HD21	1:B:118:ILE:H	3	4.62
(2,495)	1:A:17:LEU:HD22	1:B:118:ILE:H	3	4.62
(2,495)	1:A:17:LEU:HD23	1:B:118:ILE:H	3	4.62
(2,495)	1:A:17:LEU:HD21	1:B:118:ILE:H	8	4.62
(2,495)	1:A:17:LEU:HD22	1:B:118:ILE:H	8	4.62
(2,495)	1:A:17:LEU:HD23	1:B:118:ILE:H	8	4.62
(2,495)	1:A:17:LEU:HD21	1:B:118:ILE:H	12	4.62
(2,495)	1:A:17:LEU:HD22	1:B:118:ILE:H	12	4.62
(2,495)	1:A:17:LEU:HD23	1:B:118:ILE:H	12	4.62
(2,495)	1:A:17:LEU:HD21	1:B:118:ILE:H	14	4.62
(2,495)	1:A:17:LEU:HD22	1:B:118:ILE:H	14	4.62
(2,495)	1:A:17:LEU:HD23	1:B:118:ILE:H	14	4.62
(2,495)	1:A:17:LEU:HD21	1:B:118:ILE:H	15	4.62
(2,495)	1:A:17:LEU:HD22	1:B:118:ILE:H	15	4.62
(2,495)	1:A:17:LEU:HD23	1:B:118:ILE:H	15	4.62
(2,493)	1:A:18:ILE:H	1:B:117:LEU:HD21	6	4.62
(2,493)	1:A:18:ILE:H	1:B:117:LEU:HD22	6	4.62
(2,493)	1:A:18:ILE:H	1:B:117:LEU:HD23	6	4.62
(2,493)	1:A:18:ILE:H	1:B:117:LEU:HD21	19	4.62
(2,493)	1:A:18:ILE:H	1:B:117:LEU:HD22	19	4.62
(2,493)	1:A:18:ILE:H	1:B:117:LEU:HD23	19	4.62
(2,229)	1:A:18:ILE:H	1:B:117:LEU:HD21	6	4.62
(2,229)	1:A:18:ILE:H	1:B:117:LEU:HD22	6	4.62
(2,229)	1:A:18:ILE:H	1:B:117:LEU:HD23	6	4.62
(2,229)	1:A:18:ILE:H	1:B:117:LEU:HD21	19	4.62
(2,229)	1:A:18:ILE:H	1:B:117:LEU:HD22	19	4.62
(2,229)	1:A:18:ILE:H	1:B:117:LEU:HD23	19	4.62
(2,227)	1:A:17:LEU:HD21	1:B:118:ILE:H	1	4.62
(2,227)	1:A:17:LEU:HD22	1:B:118:ILE:H	1	4.62
(2,227)	1:A:17:LEU:HD23	1:B:118:ILE:H	1	4.62
(2,227)	1:A:17:LEU:HD21	1:B:118:ILE:H	2	4.62
(2,227)	1:A:17:LEU:HD22	1:B:118:ILE:H	2	4.62
(2,227)	1:A:17:LEU:HD23	1:B:118:ILE:H	2	4.62
(2,227)	1:A:17:LEU:HD21	1:B:118:ILE:H	3	4.62
(2,227)	1:A:17:LEU:HD22	1:B:118:ILE:H	3	4.62
(2,227)	1:A:17:LEU:HD23	1:B:118:ILE:H	3	4.62

Continued on next page...

Continued from previous page...

Key	Atom-1	Atom-2	Model ID	Violation (Å)
(2,227)	1:A:17:LEU:HD21	1:B:118:ILE:H	8	4.62
(2,227)	1:A:17:LEU:HD22	1:B:118:ILE:H	8	4.62
(2,227)	1:A:17:LEU:HD23	1:B:118:ILE:H	8	4.62
(2,227)	1:A:17:LEU:HD21	1:B:118:ILE:H	12	4.62
(2,227)	1:A:17:LEU:HD22	1:B:118:ILE:H	12	4.62
(2,227)	1:A:17:LEU:HD23	1:B:118:ILE:H	12	4.62
(2,227)	1:A:17:LEU:HD21	1:B:118:ILE:H	14	4.62
(2,227)	1:A:17:LEU:HD22	1:B:118:ILE:H	14	4.62
(2,227)	1:A:17:LEU:HD23	1:B:118:ILE:H	14	4.62
(2,227)	1:A:17:LEU:HD21	1:B:118:ILE:H	15	4.62
(2,227)	1:A:17:LEU:HD22	1:B:118:ILE:H	15	4.62
(2,227)	1:A:17:LEU:HD23	1:B:118:ILE:H	15	4.62
(2,161)	1:A:17:LEU:HD11	1:B:116:VAL:H	18	4.62
(2,161)	1:A:17:LEU:HD12	1:B:116:VAL:H	18	4.62
(2,161)	1:A:17:LEU:HD13	1:B:116:VAL:H	18	4.62
(2,139)	1:A:17:LEU:HD11	1:B:116:VAL:H	18	4.62
(2,139)	1:A:17:LEU:HD12	1:B:116:VAL:H	18	4.62
(2,139)	1:A:17:LEU:HD13	1:B:116:VAL:H	18	4.62
(2,495)	1:A:17:LEU:HD21	1:B:118:ILE:H	7	4.61
(2,495)	1:A:17:LEU:HD22	1:B:118:ILE:H	7	4.61
(2,495)	1:A:17:LEU:HD23	1:B:118:ILE:H	7	4.61
(2,495)	1:A:17:LEU:HD21	1:B:118:ILE:H	13	4.61
(2,495)	1:A:17:LEU:HD22	1:B:118:ILE:H	13	4.61
(2,495)	1:A:17:LEU:HD23	1:B:118:ILE:H	13	4.61
(2,495)	1:A:17:LEU:HD21	1:B:118:ILE:H	16	4.61
(2,495)	1:A:17:LEU:HD22	1:B:118:ILE:H	16	4.61
(2,495)	1:A:17:LEU:HD23	1:B:118:ILE:H	16	4.61
(2,495)	1:A:17:LEU:HD21	1:B:118:ILE:H	18	4.61
(2,495)	1:A:17:LEU:HD22	1:B:118:ILE:H	18	4.61
(2,495)	1:A:17:LEU:HD23	1:B:118:ILE:H	18	4.61
(2,493)	1:A:18:ILE:H	1:B:117:LEU:HD21	9	4.61
(2,493)	1:A:18:ILE:H	1:B:117:LEU:HD22	9	4.61
(2,493)	1:A:18:ILE:H	1:B:117:LEU:HD23	9	4.61
(2,493)	1:A:18:ILE:H	1:B:117:LEU:HD21	17	4.61
(2,493)	1:A:18:ILE:H	1:B:117:LEU:HD22	17	4.61
(2,493)	1:A:18:ILE:H	1:B:117:LEU:HD23	17	4.61
(2,477)	1:A:18:ILE:HG21	1:B:118:ILE:H	11	4.61
(2,477)	1:A:18:ILE:HG22	1:B:118:ILE:H	11	4.61
(2,477)	1:A:18:ILE:HG23	1:B:118:ILE:H	11	4.61
(2,229)	1:A:18:ILE:H	1:B:117:LEU:HD21	9	4.61
(2,229)	1:A:18:ILE:H	1:B:117:LEU:HD22	9	4.61
(2,229)	1:A:18:ILE:H	1:B:117:LEU:HD23	9	4.61

Continued on next page...

Continued from previous page...

Key	Atom-1	Atom-2	Model ID	Violation (Å)
(2,229)	1:A:18:ILE:H	1:B:117:LEU:HD21	17	4.61
(2,229)	1:A:18:ILE:H	1:B:117:LEU:HD22	17	4.61
(2,229)	1:A:18:ILE:H	1:B:117:LEU:HD23	17	4.61
(2,227)	1:A:17:LEU:HD21	1:B:118:ILE:H	7	4.61
(2,227)	1:A:17:LEU:HD22	1:B:118:ILE:H	7	4.61
(2,227)	1:A:17:LEU:HD23	1:B:118:ILE:H	7	4.61
(2,227)	1:A:17:LEU:HD21	1:B:118:ILE:H	13	4.61
(2,227)	1:A:17:LEU:HD22	1:B:118:ILE:H	13	4.61
(2,227)	1:A:17:LEU:HD23	1:B:118:ILE:H	13	4.61
(2,227)	1:A:17:LEU:HD21	1:B:118:ILE:H	16	4.61
(2,227)	1:A:17:LEU:HD22	1:B:118:ILE:H	16	4.61
(2,227)	1:A:17:LEU:HD23	1:B:118:ILE:H	16	4.61
(2,227)	1:A:17:LEU:HD21	1:B:118:ILE:H	18	4.61
(2,227)	1:A:17:LEU:HD22	1:B:118:ILE:H	18	4.61
(2,227)	1:A:17:LEU:HD23	1:B:118:ILE:H	18	4.61
(2,163)	1:A:16:VAL:H	1:B:117:LEU:HD11	18	4.61
(2,163)	1:A:16:VAL:H	1:B:117:LEU:HD12	18	4.61
(2,163)	1:A:16:VAL:H	1:B:117:LEU:HD13	18	4.61
(2,161)	1:A:17:LEU:HD11	1:B:116:VAL:H	11	4.61
(2,161)	1:A:17:LEU:HD12	1:B:116:VAL:H	11	4.61
(2,161)	1:A:17:LEU:HD13	1:B:116:VAL:H	11	4.61
(2,139)	1:A:17:LEU:HD11	1:B:116:VAL:H	11	4.61
(2,139)	1:A:17:LEU:HD12	1:B:116:VAL:H	11	4.61
(2,139)	1:A:17:LEU:HD13	1:B:116:VAL:H	11	4.61
(2,137)	1:A:16:VAL:H	1:B:117:LEU:HD11	18	4.61
(2,137)	1:A:16:VAL:H	1:B:117:LEU:HD12	18	4.61
(2,137)	1:A:16:VAL:H	1:B:117:LEU:HD13	18	4.61
(2,53)	1:A:15:PHE:HD1	1:A:17:LEU:HB3	9	4.6
(2,53)	1:A:15:PHE:HD2	1:A:17:LEU:HB3	9	4.6
(2,53)	1:A:15:PHE:HD1	1:A:17:LEU:HB3	11	4.6
(2,53)	1:A:15:PHE:HD2	1:A:17:LEU:HB3	11	4.6
(2,477)	1:A:18:ILE:HG21	1:B:118:ILE:H	20	4.6
(2,477)	1:A:18:ILE:HG22	1:B:118:ILE:H	20	4.6
(2,477)	1:A:18:ILE:HG23	1:B:118:ILE:H	20	4.6
(2,175)	1:A:16:VAL:HA	1:B:117:LEU:HD11	17	4.6
(2,175)	1:A:16:VAL:HA	1:B:117:LEU:HD12	17	4.6
(2,175)	1:A:16:VAL:HA	1:B:117:LEU:HD13	17	4.6
(2,55)	1:B:115:PHE:HD1	1:B:117:LEU:HB3	20	4.59
(2,55)	1:B:115:PHE:HD2	1:B:117:LEU:HB3	20	4.59
(2,53)	1:A:15:PHE:HD1	1:A:17:LEU:HB3	17	4.59
(2,53)	1:A:15:PHE:HD2	1:A:17:LEU:HB3	17	4.59
(2,493)	1:A:18:ILE:H	1:B:117:LEU:HD21	18	4.59

Continued on next page...

Continued from previous page...

Key	Atom-1	Atom-2	Model ID	Violation (Å)
(2,493)	1:A:18:ILE:H	1:B:117:LEU:HD22	18	4.59
(2,493)	1:A:18:ILE:H	1:B:117:LEU:HD23	18	4.59
(2,229)	1:A:18:ILE:H	1:B:117:LEU:HD21	18	4.59
(2,229)	1:A:18:ILE:H	1:B:117:LEU:HD22	18	4.59
(2,229)	1:A:18:ILE:H	1:B:117:LEU:HD23	18	4.59
(2,495)	1:A:17:LEU:HD21	1:B:118:ILE:H	4	4.57
(2,495)	1:A:17:LEU:HD22	1:B:118:ILE:H	4	4.57
(2,495)	1:A:17:LEU:HD23	1:B:118:ILE:H	4	4.57
(2,495)	1:A:17:LEU:HD21	1:B:118:ILE:H	10	4.57
(2,495)	1:A:17:LEU:HD22	1:B:118:ILE:H	10	4.57
(2,495)	1:A:17:LEU:HD23	1:B:118:ILE:H	10	4.57
(2,493)	1:A:18:ILE:H	1:B:117:LEU:HD21	4	4.57
(2,493)	1:A:18:ILE:H	1:B:117:LEU:HD22	4	4.57
(2,493)	1:A:18:ILE:H	1:B:117:LEU:HD23	4	4.57
(2,493)	1:A:18:ILE:H	1:B:117:LEU:HD21	10	4.57
(2,493)	1:A:18:ILE:H	1:B:117:LEU:HD22	10	4.57
(2,493)	1:A:18:ILE:H	1:B:117:LEU:HD23	10	4.57
(2,229)	1:A:18:ILE:H	1:B:117:LEU:HD21	4	4.57
(2,229)	1:A:18:ILE:H	1:B:117:LEU:HD22	4	4.57
(2,229)	1:A:18:ILE:H	1:B:117:LEU:HD23	4	4.57
(2,229)	1:A:18:ILE:H	1:B:117:LEU:HD21	10	4.57
(2,229)	1:A:18:ILE:H	1:B:117:LEU:HD22	10	4.57
(2,229)	1:A:18:ILE:H	1:B:117:LEU:HD23	10	4.57
(2,227)	1:A:17:LEU:HD21	1:B:118:ILE:H	4	4.57
(2,227)	1:A:17:LEU:HD22	1:B:118:ILE:H	4	4.57
(2,227)	1:A:17:LEU:HD23	1:B:118:ILE:H	4	4.57
(2,227)	1:A:17:LEU:HD21	1:B:118:ILE:H	10	4.57
(2,227)	1:A:17:LEU:HD22	1:B:118:ILE:H	10	4.57
(2,227)	1:A:17:LEU:HD23	1:B:118:ILE:H	10	4.57
(2,175)	1:A:16:VAL:HA	1:B:117:LEU:HD11	9	4.56
(2,175)	1:A:16:VAL:HA	1:B:117:LEU:HD12	9	4.56
(2,175)	1:A:16:VAL:HA	1:B:117:LEU:HD13	9	4.56
(2,175)	1:A:16:VAL:HA	1:B:117:LEU:HD11	7	4.55
(2,175)	1:A:16:VAL:HA	1:B:117:LEU:HD12	7	4.55
(2,175)	1:A:16:VAL:HA	1:B:117:LEU:HD13	7	4.55
(2,475)	1:A:18:ILE:H	1:B:118:ILE:HG21	18	4.53
(2,475)	1:A:18:ILE:H	1:B:118:ILE:HG22	18	4.53
(2,475)	1:A:18:ILE:H	1:B:118:ILE:HG23	18	4.53
(2,175)	1:A:16:VAL:HA	1:B:117:LEU:HD11	13	4.53
(2,175)	1:A:16:VAL:HA	1:B:117:LEU:HD12	13	4.53
(2,175)	1:A:16:VAL:HA	1:B:117:LEU:HD13	13	4.53
(2,175)	1:A:16:VAL:HA	1:B:117:LEU:HD11	14	4.52

Continued on next page...

Continued from previous page...

Key	Atom-1	Atom-2	Model ID	Violation (Å)
(2,175)	1:A:16:VAL:HA	1:B:117:LEU:HD12	14	4.52
(2,175)	1:A:16:VAL:HA	1:B:117:LEU:HD13	14	4.52
(2,173)	1:A:17:LEU:HD11	1:B:116:VAL:HA	9	4.52
(2,173)	1:A:17:LEU:HD12	1:B:116:VAL:HA	9	4.52
(2,173)	1:A:17:LEU:HD13	1:B:116:VAL:HA	9	4.52
(2,173)	1:A:17:LEU:HD11	1:B:116:VAL:HA	17	4.52
(2,173)	1:A:17:LEU:HD12	1:B:116:VAL:HA	17	4.52
(2,173)	1:A:17:LEU:HD13	1:B:116:VAL:HA	17	4.52
(2,47)	1:B:115:PHE:HB3	1:B:117:LEU:HB3	11	4.51
(2,175)	1:A:16:VAL:HA	1:B:117:LEU:HD11	16	4.5
(2,175)	1:A:16:VAL:HA	1:B:117:LEU:HD12	16	4.5
(2,175)	1:A:16:VAL:HA	1:B:117:LEU:HD13	16	4.5
(2,175)	1:A:16:VAL:HA	1:B:117:LEU:HD11	20	4.5
(2,175)	1:A:16:VAL:HA	1:B:117:LEU:HD12	20	4.5
(2,175)	1:A:16:VAL:HA	1:B:117:LEU:HD13	20	4.5
(2,173)	1:A:17:LEU:HD11	1:B:116:VAL:HA	7	4.5
(2,173)	1:A:17:LEU:HD12	1:B:116:VAL:HA	7	4.5
(2,173)	1:A:17:LEU:HD13	1:B:116:VAL:HA	7	4.5
(2,63)	1:B:115:PHE:HD1	1:B:117:LEU:HB2	1	4.49
(2,63)	1:B:115:PHE:HD2	1:B:117:LEU:HB2	1	4.49
(2,63)	1:B:115:PHE:HD1	1:B:117:LEU:HB2	15	4.49
(2,63)	1:B:115:PHE:HD2	1:B:117:LEU:HB2	15	4.49
(2,47)	1:B:115:PHE:HB3	1:B:117:LEU:HB3	4	4.49
(2,47)	1:B:115:PHE:HB3	1:B:117:LEU:HB3	10	4.49
(2,45)	1:A:15:PHE:HB3	1:A:17:LEU:HB3	18	4.49
(2,175)	1:A:16:VAL:HA	1:B:117:LEU:HD11	1	4.49
(2,175)	1:A:16:VAL:HA	1:B:117:LEU:HD12	1	4.49
(2,175)	1:A:16:VAL:HA	1:B:117:LEU:HD13	1	4.49
(2,175)	1:A:16:VAL:HA	1:B:117:LEU:HD11	11	4.49
(2,175)	1:A:16:VAL:HA	1:B:117:LEU:HD12	11	4.49
(2,175)	1:A:16:VAL:HA	1:B:117:LEU:HD13	11	4.49
(2,173)	1:A:17:LEU:HD11	1:B:116:VAL:HA	19	4.49
(2,173)	1:A:17:LEU:HD12	1:B:116:VAL:HA	19	4.49
(2,173)	1:A:17:LEU:HD13	1:B:116:VAL:HA	19	4.49
(2,63)	1:B:115:PHE:HD1	1:B:117:LEU:HB2	3	4.48
(2,63)	1:B:115:PHE:HD2	1:B:117:LEU:HB2	3	4.48
(2,63)	1:B:115:PHE:HD1	1:B:117:LEU:HB2	12	4.48
(2,63)	1:B:115:PHE:HD2	1:B:117:LEU:HB2	12	4.48
(2,45)	1:A:15:PHE:HB3	1:A:17:LEU:HB3	10	4.48
(2,63)	1:B:115:PHE:HD1	1:B:117:LEU:HB2	2	4.47
(2,63)	1:B:115:PHE:HD2	1:B:117:LEU:HB2	2	4.47
(2,61)	1:A:15:PHE:HD1	1:A:17:LEU:HB2	5	4.47

Continued on next page...

Continued from previous page...

Key	Atom-1	Atom-2	Model ID	Violation (Å)
(2,61)	1:A:15:PHE:HD2	1:A:17:LEU:HB2	5	4.47
(2,61)	1:A:15:PHE:HD1	1:A:17:LEU:HB2	6	4.47
(2,61)	1:A:15:PHE:HD2	1:A:17:LEU:HB2	6	4.47
(2,61)	1:A:15:PHE:HD1	1:A:17:LEU:HB2	19	4.47
(2,61)	1:A:15:PHE:HD2	1:A:17:LEU:HB2	19	4.47
(2,495)	1:A:17:LEU:HD21	1:B:118:ILE:H	9	4.47
(2,495)	1:A:17:LEU:HD22	1:B:118:ILE:H	9	4.47
(2,495)	1:A:17:LEU:HD23	1:B:118:ILE:H	9	4.47
(2,47)	1:B:115:PHE:HB3	1:B:117:LEU:HB3	6	4.47
(2,45)	1:A:15:PHE:HB3	1:A:17:LEU:HB3	3	4.47
(2,45)	1:A:15:PHE:HB3	1:A:17:LEU:HB3	4	4.47
(2,227)	1:A:17:LEU:HD21	1:B:118:ILE:H	9	4.47
(2,227)	1:A:17:LEU:HD22	1:B:118:ILE:H	9	4.47
(2,227)	1:A:17:LEU:HD23	1:B:118:ILE:H	9	4.47
(2,175)	1:A:16:VAL:HA	1:B:117:LEU:HD11	8	4.47
(2,175)	1:A:16:VAL:HA	1:B:117:LEU:HD12	8	4.47
(2,175)	1:A:16:VAL:HA	1:B:117:LEU:HD13	8	4.47
(2,175)	1:A:16:VAL:HA	1:B:117:LEU:HD11	12	4.47
(2,175)	1:A:16:VAL:HA	1:B:117:LEU:HD12	12	4.47
(2,175)	1:A:16:VAL:HA	1:B:117:LEU:HD13	12	4.47
(2,173)	1:A:17:LEU:HD11	1:B:116:VAL:HA	13	4.47
(2,173)	1:A:17:LEU:HD12	1:B:116:VAL:HA	13	4.47
(2,173)	1:A:17:LEU:HD13	1:B:116:VAL:HA	13	4.47
(2,63)	1:B:115:PHE:HD1	1:B:117:LEU:HB2	14	4.46
(2,63)	1:B:115:PHE:HD2	1:B:117:LEU:HB2	14	4.46
(2,63)	1:B:115:PHE:HD1	1:B:117:LEU:HB2	16	4.46
(2,63)	1:B:115:PHE:HD2	1:B:117:LEU:HB2	16	4.46
(2,61)	1:A:15:PHE:HD1	1:A:17:LEU:HB2	11	4.46
(2,61)	1:A:15:PHE:HD2	1:A:17:LEU:HB2	11	4.46
(2,493)	1:A:18:ILE:H	1:B:117:LEU:HD21	20	4.46
(2,493)	1:A:18:ILE:H	1:B:117:LEU:HD22	20	4.46
(2,493)	1:A:18:ILE:H	1:B:117:LEU:HD23	20	4.46
(2,45)	1:A:15:PHE:HB3	1:A:17:LEU:HB3	2	4.46
(2,45)	1:A:15:PHE:HB3	1:A:17:LEU:HB3	12	4.46
(2,45)	1:A:15:PHE:HB3	1:A:17:LEU:HB3	15	4.46
(2,229)	1:A:18:ILE:H	1:B:117:LEU:HD21	20	4.46
(2,229)	1:A:18:ILE:H	1:B:117:LEU:HD22	20	4.46
(2,229)	1:A:18:ILE:H	1:B:117:LEU:HD23	20	4.46
(2,175)	1:A:16:VAL:HA	1:B:117:LEU:HD11	15	4.46
(2,175)	1:A:16:VAL:HA	1:B:117:LEU:HD12	15	4.46
(2,175)	1:A:16:VAL:HA	1:B:117:LEU:HD13	15	4.46
(2,173)	1:A:17:LEU:HD11	1:B:116:VAL:HA	5	4.46

Continued on next page...

Continued from previous page...

Key	Atom-1	Atom-2	Model ID	Violation (Å)
(2,173)	1:A:17:LEU:HD12	1:B:116:VAL:HA	5	4.46
(2,173)	1:A:17:LEU:HD13	1:B:116:VAL:HA	5	4.46
(2,173)	1:A:17:LEU:HD11	1:B:116:VAL:HA	18	4.46
(2,173)	1:A:17:LEU:HD12	1:B:116:VAL:HA	18	4.46
(2,173)	1:A:17:LEU:HD13	1:B:116:VAL:HA	18	4.46
(2,173)	1:A:17:LEU:HD11	1:B:116:VAL:HA	20	4.46
(2,173)	1:A:17:LEU:HD12	1:B:116:VAL:HA	20	4.46
(2,173)	1:A:17:LEU:HD13	1:B:116:VAL:HA	20	4.46
(2,63)	1:B:115:PHE:HD1	1:B:117:LEU:HB2	8	4.45
(2,63)	1:B:115:PHE:HD2	1:B:117:LEU:HB2	8	4.45
(2,493)	1:A:18:ILE:H	1:B:117:LEU:HD21	13	4.45
(2,493)	1:A:18:ILE:H	1:B:117:LEU:HD22	13	4.45
(2,493)	1:A:18:ILE:H	1:B:117:LEU:HD23	13	4.45
(2,47)	1:B:115:PHE:HB3	1:B:117:LEU:HB3	1	4.45
(2,47)	1:B:115:PHE:HB3	1:B:117:LEU:HB3	3	4.45
(2,47)	1:B:115:PHE:HB3	1:B:117:LEU:HB3	12	4.45
(2,47)	1:B:115:PHE:HB3	1:B:117:LEU:HB3	14	4.45
(2,47)	1:B:115:PHE:HB3	1:B:117:LEU:HB3	15	4.45
(2,47)	1:B:115:PHE:HB3	1:B:117:LEU:HB3	18	4.45
(2,45)	1:A:15:PHE:HB3	1:A:17:LEU:HB3	5	4.45
(2,229)	1:A:18:ILE:H	1:B:117:LEU:HD21	13	4.45
(2,229)	1:A:18:ILE:H	1:B:117:LEU:HD22	13	4.45
(2,229)	1:A:18:ILE:H	1:B:117:LEU:HD23	13	4.45
(2,175)	1:A:16:VAL:HA	1:B:117:LEU:HD11	2	4.45
(2,175)	1:A:16:VAL:HA	1:B:117:LEU:HD12	2	4.45
(2,175)	1:A:16:VAL:HA	1:B:117:LEU:HD13	2	4.45
(2,175)	1:A:16:VAL:HA	1:B:117:LEU:HD11	18	4.45
(2,175)	1:A:16:VAL:HA	1:B:117:LEU:HD12	18	4.45
(2,175)	1:A:16:VAL:HA	1:B:117:LEU:HD13	18	4.45
(2,173)	1:A:17:LEU:HD11	1:B:116:VAL:HA	6	4.45
(2,173)	1:A:17:LEU:HD12	1:B:116:VAL:HA	6	4.45
(2,173)	1:A:17:LEU:HD13	1:B:116:VAL:HA	6	4.45
(2,173)	1:A:17:LEU:HD11	1:B:116:VAL:HA	8	4.45
(2,173)	1:A:17:LEU:HD12	1:B:116:VAL:HA	8	4.45
(2,173)	1:A:17:LEU:HD13	1:B:116:VAL:HA	8	4.45
(2,173)	1:A:17:LEU:HD11	1:B:116:VAL:HA	16	4.45
(2,173)	1:A:17:LEU:HD12	1:B:116:VAL:HA	16	4.45
(2,173)	1:A:17:LEU:HD13	1:B:116:VAL:HA	16	4.45
(2,509)	1:A:18:ILE:HG12	1:B:118:ILE:H	13	4.44
(2,495)	1:A:17:LEU:HD21	1:B:118:ILE:H	17	4.44
(2,495)	1:A:17:LEU:HD22	1:B:118:ILE:H	17	4.44
(2,495)	1:A:17:LEU:HD23	1:B:118:ILE:H	17	4.44

Continued on next page...

Continued from previous page...

Key	Atom-1	Atom-2	Model ID	Violation (Å)
(2,493)	1:A:18:ILE:H	1:B:117:LEU:HD21	7	4.44
(2,493)	1:A:18:ILE:H	1:B:117:LEU:HD22	7	4.44
(2,493)	1:A:18:ILE:H	1:B:117:LEU:HD23	7	4.44
(2,47)	1:B:115:PHE:HB3	1:B:117:LEU:HB3	2	4.44
(2,47)	1:B:115:PHE:HB3	1:B:117:LEU:HB3	5	4.44
(2,47)	1:B:115:PHE:HB3	1:B:117:LEU:HB3	8	4.44
(2,45)	1:A:15:PHE:HB3	1:A:17:LEU:HB3	1	4.44
(2,45)	1:A:15:PHE:HB3	1:A:17:LEU:HB3	6	4.44
(2,229)	1:A:18:ILE:H	1:B:117:LEU:HD21	7	4.44
(2,229)	1:A:18:ILE:H	1:B:117:LEU:HD22	7	4.44
(2,229)	1:A:18:ILE:H	1:B:117:LEU:HD23	7	4.44
(2,227)	1:A:17:LEU:HD21	1:B:118:ILE:H	17	4.44
(2,227)	1:A:17:LEU:HD22	1:B:118:ILE:H	17	4.44
(2,227)	1:A:17:LEU:HD23	1:B:118:ILE:H	17	4.44
(2,175)	1:A:16:VAL:HA	1:B:117:LEU:HD11	3	4.44
(2,175)	1:A:16:VAL:HA	1:B:117:LEU:HD12	3	4.44
(2,175)	1:A:16:VAL:HA	1:B:117:LEU:HD13	3	4.44
(2,175)	1:A:16:VAL:HA	1:B:117:LEU:HD11	19	4.44
(2,175)	1:A:16:VAL:HA	1:B:117:LEU:HD12	19	4.44
(2,175)	1:A:16:VAL:HA	1:B:117:LEU:HD13	19	4.44
(2,117)	1:A:18:ILE:HG12	1:B:118:ILE:H	13	4.44
(2,63)	1:B:115:PHE:HD1	1:B:117:LEU:HB2	4	4.43
(2,63)	1:B:115:PHE:HD2	1:B:117:LEU:HB2	4	4.43
(2,63)	1:B:115:PHE:HD1	1:B:117:LEU:HB2	10	4.43
(2,63)	1:B:115:PHE:HD2	1:B:117:LEU:HB2	10	4.43
(2,495)	1:A:17:LEU:HD21	1:B:118:ILE:H	5	4.43
(2,495)	1:A:17:LEU:HD22	1:B:118:ILE:H	5	4.43
(2,495)	1:A:17:LEU:HD23	1:B:118:ILE:H	5	4.43
(2,495)	1:A:17:LEU:HD21	1:B:118:ILE:H	19	4.43
(2,495)	1:A:17:LEU:HD22	1:B:118:ILE:H	19	4.43
(2,495)	1:A:17:LEU:HD23	1:B:118:ILE:H	19	4.43
(2,493)	1:A:18:ILE:H	1:B:117:LEU:HD21	1	4.43
(2,493)	1:A:18:ILE:H	1:B:117:LEU:HD22	1	4.43
(2,493)	1:A:18:ILE:H	1:B:117:LEU:HD23	1	4.43
(2,493)	1:A:18:ILE:H	1:B:117:LEU:HD21	8	4.43
(2,493)	1:A:18:ILE:H	1:B:117:LEU:HD22	8	4.43
(2,493)	1:A:18:ILE:H	1:B:117:LEU:HD23	8	4.43
(2,47)	1:B:115:PHE:HB3	1:B:117:LEU:HB3	19	4.43
(2,45)	1:A:15:PHE:HB3	1:A:17:LEU:HB3	8	4.43
(2,45)	1:A:15:PHE:HB3	1:A:17:LEU:HB3	19	4.43
(2,45)	1:A:15:PHE:HB3	1:A:17:LEU:HB3	20	4.43
(2,229)	1:A:18:ILE:H	1:B:117:LEU:HD21	1	4.43

Continued on next page...

Continued from previous page...

Key	Atom-1	Atom-2	Model ID	Violation (Å)
(2,229)	1:A:18:ILE:H	1:B:117:LEU:HD22	1	4.43
(2,229)	1:A:18:ILE:H	1:B:117:LEU:HD23	1	4.43
(2,229)	1:A:18:ILE:H	1:B:117:LEU:HD21	8	4.43
(2,229)	1:A:18:ILE:H	1:B:117:LEU:HD22	8	4.43
(2,229)	1:A:18:ILE:H	1:B:117:LEU:HD23	8	4.43
(2,227)	1:A:17:LEU:HD21	1:B:118:ILE:H	5	4.43
(2,227)	1:A:17:LEU:HD22	1:B:118:ILE:H	5	4.43
(2,227)	1:A:17:LEU:HD23	1:B:118:ILE:H	5	4.43
(2,227)	1:A:17:LEU:HD21	1:B:118:ILE:H	19	4.43
(2,227)	1:A:17:LEU:HD22	1:B:118:ILE:H	19	4.43
(2,227)	1:A:17:LEU:HD23	1:B:118:ILE:H	19	4.43
(2,173)	1:A:17:LEU:HD11	1:B:116:VAL:HA	14	4.43
(2,173)	1:A:17:LEU:HD12	1:B:116:VAL:HA	14	4.43
(2,173)	1:A:17:LEU:HD13	1:B:116:VAL:HA	14	4.43
(2,63)	1:B:115:PHE:HD1	1:B:117:LEU:HB2	7	4.42
(2,63)	1:B:115:PHE:HD2	1:B:117:LEU:HB2	7	4.42
(2,63)	1:B:115:PHE:HD1	1:B:117:LEU:HB2	13	4.42
(2,63)	1:B:115:PHE:HD2	1:B:117:LEU:HB2	13	4.42
(2,495)	1:A:17:LEU:HD21	1:B:118:ILE:H	6	4.42
(2,495)	1:A:17:LEU:HD22	1:B:118:ILE:H	6	4.42
(2,495)	1:A:17:LEU:HD23	1:B:118:ILE:H	6	4.42
(2,493)	1:A:18:ILE:H	1:B:117:LEU:HD21	2	4.42
(2,493)	1:A:18:ILE:H	1:B:117:LEU:HD22	2	4.42
(2,493)	1:A:18:ILE:H	1:B:117:LEU:HD23	2	4.42
(2,493)	1:A:18:ILE:H	1:B:117:LEU:HD21	3	4.42
(2,493)	1:A:18:ILE:H	1:B:117:LEU:HD22	3	4.42
(2,493)	1:A:18:ILE:H	1:B:117:LEU:HD23	3	4.42
(2,493)	1:A:18:ILE:H	1:B:117:LEU:HD21	12	4.42
(2,493)	1:A:18:ILE:H	1:B:117:LEU:HD22	12	4.42
(2,493)	1:A:18:ILE:H	1:B:117:LEU:HD23	12	4.42
(2,493)	1:A:18:ILE:H	1:B:117:LEU:HD21	14	4.42
(2,493)	1:A:18:ILE:H	1:B:117:LEU:HD22	14	4.42
(2,493)	1:A:18:ILE:H	1:B:117:LEU:HD23	14	4.42
(2,493)	1:A:18:ILE:H	1:B:117:LEU:HD21	15	4.42
(2,493)	1:A:18:ILE:H	1:B:117:LEU:HD22	15	4.42
(2,493)	1:A:18:ILE:H	1:B:117:LEU:HD23	15	4.42
(2,493)	1:A:18:ILE:H	1:B:117:LEU:HD21	16	4.42
(2,493)	1:A:18:ILE:H	1:B:117:LEU:HD22	16	4.42
(2,493)	1:A:18:ILE:H	1:B:117:LEU:HD23	16	4.42
(2,47)	1:B:115:PHE:HB3	1:B:117:LEU:HB3	16	4.42
(2,47)	1:B:115:PHE:HB3	1:B:117:LEU:HB3	17	4.42
(2,47)	1:B:115:PHE:HB3	1:B:117:LEU:HB3	20	4.42

Continued on next page...

Continued from previous page...

Key	Atom-1	Atom-2	Model ID	Violation (Å)
(2,45)	1:A:15:PHE:HB3	1:A:17:LEU:HB3	16	4.42
(2,229)	1:A:18:ILE:H	1:B:117:LEU:HD21	2	4.42
(2,229)	1:A:18:ILE:H	1:B:117:LEU:HD22	2	4.42
(2,229)	1:A:18:ILE:H	1:B:117:LEU:HD23	2	4.42
(2,229)	1:A:18:ILE:H	1:B:117:LEU:HD21	3	4.42
(2,229)	1:A:18:ILE:H	1:B:117:LEU:HD22	3	4.42
(2,229)	1:A:18:ILE:H	1:B:117:LEU:HD23	3	4.42
(2,229)	1:A:18:ILE:H	1:B:117:LEU:HD21	12	4.42
(2,229)	1:A:18:ILE:H	1:B:117:LEU:HD22	12	4.42
(2,229)	1:A:18:ILE:H	1:B:117:LEU:HD23	12	4.42
(2,229)	1:A:18:ILE:H	1:B:117:LEU:HD21	14	4.42
(2,229)	1:A:18:ILE:H	1:B:117:LEU:HD22	14	4.42
(2,229)	1:A:18:ILE:H	1:B:117:LEU:HD23	14	4.42
(2,229)	1:A:18:ILE:H	1:B:117:LEU:HD21	15	4.42
(2,229)	1:A:18:ILE:H	1:B:117:LEU:HD22	15	4.42
(2,229)	1:A:18:ILE:H	1:B:117:LEU:HD23	15	4.42
(2,229)	1:A:18:ILE:H	1:B:117:LEU:HD21	16	4.42
(2,229)	1:A:18:ILE:H	1:B:117:LEU:HD22	16	4.42
(2,229)	1:A:18:ILE:H	1:B:117:LEU:HD23	16	4.42
(2,227)	1:A:17:LEU:HD21	1:B:118:ILE:H	6	4.42
(2,227)	1:A:17:LEU:HD22	1:B:118:ILE:H	6	4.42
(2,227)	1:A:17:LEU:HD23	1:B:118:ILE:H	6	4.42
(2,175)	1:A:16:VAL:HA	1:B:117:LEU:HD11	4	4.42
(2,175)	1:A:16:VAL:HA	1:B:117:LEU:HD12	4	4.42
(2,175)	1:A:16:VAL:HA	1:B:117:LEU:HD13	4	4.42
(2,175)	1:A:16:VAL:HA	1:B:117:LEU:HD11	5	4.42
(2,175)	1:A:16:VAL:HA	1:B:117:LEU:HD12	5	4.42
(2,175)	1:A:16:VAL:HA	1:B:117:LEU:HD13	5	4.42
(2,175)	1:A:16:VAL:HA	1:B:117:LEU:HD11	6	4.42
(2,175)	1:A:16:VAL:HA	1:B:117:LEU:HD12	6	4.42
(2,175)	1:A:16:VAL:HA	1:B:117:LEU:HD13	6	4.42
(2,175)	1:A:16:VAL:HA	1:B:117:LEU:HD11	10	4.42
(2,175)	1:A:16:VAL:HA	1:B:117:LEU:HD12	10	4.42
(2,175)	1:A:16:VAL:HA	1:B:117:LEU:HD13	10	4.42
(2,173)	1:A:17:LEU:HD11	1:B:116:VAL:HA	11	4.42
(2,173)	1:A:17:LEU:HD12	1:B:116:VAL:HA	11	4.42
(2,173)	1:A:17:LEU:HD13	1:B:116:VAL:HA	11	4.42
(2,63)	1:B:115:PHE:HD1	1:B:117:LEU:HB2	20	4.41
(2,63)	1:B:115:PHE:HD2	1:B:117:LEU:HB2	20	4.41
(2,61)	1:A:15:PHE:HD1	1:A:17:LEU:HB2	4	4.41
(2,61)	1:A:15:PHE:HD2	1:A:17:LEU:HB2	4	4.41
(2,61)	1:A:15:PHE:HD1	1:A:17:LEU:HB2	10	4.41

Continued on next page...

Continued from previous page...

Key	Atom-1	Atom-2	Model ID	Violation (Å)
(2,61)	1:A:15:PHE:HD2	1:A:17:LEU:HB2	10	4.41
(2,47)	1:B:115:PHE:HB3	1:B:117:LEU:HB3	13	4.41
(2,173)	1:A:17:LEU:HD11	1:B:116:VAL:HA	2	4.41
(2,173)	1:A:17:LEU:HD12	1:B:116:VAL:HA	2	4.41
(2,173)	1:A:17:LEU:HD13	1:B:116:VAL:HA	2	4.41
(2,173)	1:A:17:LEU:HD11	1:B:116:VAL:HA	3	4.41
(2,173)	1:A:17:LEU:HD12	1:B:116:VAL:HA	3	4.41
(2,173)	1:A:17:LEU:HD13	1:B:116:VAL:HA	3	4.41
(2,173)	1:A:17:LEU:HD11	1:B:116:VAL:HA	10	4.41
(2,173)	1:A:17:LEU:HD12	1:B:116:VAL:HA	10	4.41
(2,173)	1:A:17:LEU:HD13	1:B:116:VAL:HA	10	4.41
(2,173)	1:A:17:LEU:HD11	1:B:116:VAL:HA	12	4.41
(2,173)	1:A:17:LEU:HD12	1:B:116:VAL:HA	12	4.41
(2,173)	1:A:17:LEU:HD13	1:B:116:VAL:HA	12	4.41
(2,173)	1:A:17:LEU:HD11	1:B:116:VAL:HA	15	4.41
(2,173)	1:A:17:LEU:HD12	1:B:116:VAL:HA	15	4.41
(2,173)	1:A:17:LEU:HD13	1:B:116:VAL:HA	15	4.41
(2,45)	1:A:15:PHE:HB3	1:A:17:LEU:HB3	11	4.4
(2,45)	1:A:15:PHE:HB3	1:A:17:LEU:HB3	14	4.4
(2,173)	1:A:17:LEU:HD11	1:B:116:VAL:HA	1	4.4
(2,173)	1:A:17:LEU:HD12	1:B:116:VAL:HA	1	4.4
(2,173)	1:A:17:LEU:HD13	1:B:116:VAL:HA	1	4.4
(2,173)	1:A:17:LEU:HD11	1:B:116:VAL:HA	4	4.4
(2,173)	1:A:17:LEU:HD12	1:B:116:VAL:HA	4	4.4
(2,173)	1:A:17:LEU:HD13	1:B:116:VAL:HA	4	4.4
(2,63)	1:B:115:PHE:HD1	1:B:117:LEU:HB2	18	4.39
(2,63)	1:B:115:PHE:HD2	1:B:117:LEU:HB2	18	4.39
(2,47)	1:B:115:PHE:HB3	1:B:117:LEU:HB3	7	4.39
(2,47)	1:B:115:PHE:HB3	1:B:117:LEU:HB3	9	4.39
(2,45)	1:A:15:PHE:HB3	1:A:17:LEU:HB3	13	4.39
(2,495)	1:A:17:LEU:HD21	1:B:118:ILE:H	11	4.38
(2,495)	1:A:17:LEU:HD22	1:B:118:ILE:H	11	4.38
(2,495)	1:A:17:LEU:HD23	1:B:118:ILE:H	11	4.38
(2,45)	1:A:15:PHE:HB3	1:A:17:LEU:HB3	7	4.38
(2,227)	1:A:17:LEU:HD21	1:B:118:ILE:H	11	4.38
(2,227)	1:A:17:LEU:HD22	1:B:118:ILE:H	11	4.38
(2,227)	1:A:17:LEU:HD23	1:B:118:ILE:H	11	4.38
(2,63)	1:B:115:PHE:HD1	1:B:117:LEU:HB2	6	4.36
(2,63)	1:B:115:PHE:HD2	1:B:117:LEU:HB2	6	4.36
(2,61)	1:A:15:PHE:HD1	1:A:17:LEU:HB2	3	4.36
(2,61)	1:A:15:PHE:HD2	1:A:17:LEU:HB2	3	4.36
(2,61)	1:A:15:PHE:HD1	1:A:17:LEU:HB2	15	4.36

Continued on next page...

Continued from previous page...

Key	Atom-1	Atom-2	Model ID	Violation (Å)
(2,61)	1:A:15:PHE:HD2	1:A:17:LEU:HB2	15	4.36
(2,61)	1:A:15:PHE:HD1	1:A:17:LEU:HB2	18	4.36
(2,61)	1:A:15:PHE:HD2	1:A:17:LEU:HB2	18	4.36
(2,63)	1:B:115:PHE:HD1	1:B:117:LEU:HB2	5	4.35
(2,63)	1:B:115:PHE:HD2	1:B:117:LEU:HB2	5	4.35
(2,61)	1:A:15:PHE:HD1	1:A:17:LEU:HB2	2	4.35
(2,61)	1:A:15:PHE:HD2	1:A:17:LEU:HB2	2	4.35
(2,61)	1:A:15:PHE:HD1	1:A:17:LEU:HB2	20	4.35
(2,61)	1:A:15:PHE:HD2	1:A:17:LEU:HB2	20	4.35
(2,61)	1:A:15:PHE:HD1	1:A:17:LEU:HB2	8	4.34
(2,61)	1:A:15:PHE:HD2	1:A:17:LEU:HB2	8	4.34
(2,61)	1:A:15:PHE:HD1	1:A:17:LEU:HB2	9	4.34
(2,61)	1:A:15:PHE:HD2	1:A:17:LEU:HB2	9	4.34
(2,61)	1:A:15:PHE:HD1	1:A:17:LEU:HB2	12	4.34
(2,61)	1:A:15:PHE:HD2	1:A:17:LEU:HB2	12	4.34
(2,61)	1:A:15:PHE:HD1	1:A:17:LEU:HB2	16	4.34
(2,61)	1:A:15:PHE:HD2	1:A:17:LEU:HB2	16	4.34
(2,45)	1:A:15:PHE:HB3	1:A:17:LEU:HB3	9	4.34
(2,63)	1:B:115:PHE:HD1	1:B:117:LEU:HB2	9	4.33
(2,63)	1:B:115:PHE:HD2	1:B:117:LEU:HB2	9	4.33
(2,63)	1:B:115:PHE:HD1	1:B:117:LEU:HB2	19	4.33
(2,63)	1:B:115:PHE:HD2	1:B:117:LEU:HB2	19	4.33
(2,61)	1:A:15:PHE:HD1	1:A:17:LEU:HB2	1	4.33
(2,61)	1:A:15:PHE:HD2	1:A:17:LEU:HB2	1	4.33
(2,61)	1:A:15:PHE:HD1	1:A:17:LEU:HB2	17	4.33
(2,61)	1:A:15:PHE:HD2	1:A:17:LEU:HB2	17	4.33
(2,509)	1:A:18:ILE:HG12	1:B:118:ILE:H	14	4.33
(2,117)	1:A:18:ILE:HG12	1:B:118:ILE:H	14	4.33
(2,63)	1:B:115:PHE:HD1	1:B:117:LEU:HB2	17	4.32
(2,63)	1:B:115:PHE:HD2	1:B:117:LEU:HB2	17	4.32
(2,61)	1:A:15:PHE:HD1	1:A:17:LEU:HB2	14	4.32
(2,61)	1:A:15:PHE:HD2	1:A:17:LEU:HB2	14	4.32
(2,509)	1:A:18:ILE:HG12	1:B:118:ILE:H	1	4.32
(2,509)	1:A:18:ILE:HG12	1:B:118:ILE:H	7	4.32
(2,117)	1:A:18:ILE:HG12	1:B:118:ILE:H	1	4.32
(2,117)	1:A:18:ILE:HG12	1:B:118:ILE:H	7	4.32
(2,63)	1:B:115:PHE:HD1	1:B:117:LEU:HB2	11	4.31
(2,63)	1:B:115:PHE:HD2	1:B:117:LEU:HB2	11	4.31
(2,61)	1:A:15:PHE:HD1	1:A:17:LEU:HB2	13	4.31
(2,61)	1:A:15:PHE:HD2	1:A:17:LEU:HB2	13	4.31
(2,509)	1:A:18:ILE:HG12	1:B:118:ILE:H	3	4.31
(2,509)	1:A:18:ILE:HG12	1:B:118:ILE:H	8	4.31

Continued on next page...

Continued from previous page...

Key	Atom-1	Atom-2	Model ID	Violation (Å)
(2,509)	1:A:18:ILE:HG12	1:B:118:ILE:H	16	4.31
(2,507)	1:A:18:ILE:H	1:B:118:ILE:HG12	5	4.31
(2,507)	1:A:18:ILE:H	1:B:118:ILE:HG12	6	4.31
(2,507)	1:A:18:ILE:H	1:B:118:ILE:HG12	19	4.31
(2,45)	1:A:15:PHE:HB3	1:A:17:LEU:HB3	17	4.31
(2,119)	1:A:18:ILE:H	1:B:118:ILE:HG12	5	4.31
(2,119)	1:A:18:ILE:H	1:B:118:ILE:HG12	6	4.31
(2,119)	1:A:18:ILE:H	1:B:118:ILE:HG12	19	4.31
(2,117)	1:A:18:ILE:HG12	1:B:118:ILE:H	3	4.31
(2,117)	1:A:18:ILE:HG12	1:B:118:ILE:H	8	4.31
(2,117)	1:A:18:ILE:HG12	1:B:118:ILE:H	16	4.31
(2,509)	1:A:18:ILE:HG12	1:B:118:ILE:H	2	4.3
(2,509)	1:A:18:ILE:HG12	1:B:118:ILE:H	12	4.3
(2,507)	1:A:18:ILE:H	1:B:118:ILE:HG12	9	4.3
(2,119)	1:A:18:ILE:H	1:B:118:ILE:HG12	9	4.3
(2,117)	1:A:18:ILE:HG12	1:B:118:ILE:H	2	4.3
(2,117)	1:A:18:ILE:HG12	1:B:118:ILE:H	12	4.3
(2,61)	1:A:15:PHE:HD1	1:A:17:LEU:HB2	7	4.29
(2,61)	1:A:15:PHE:HD2	1:A:17:LEU:HB2	7	4.29
(2,509)	1:A:18:ILE:HG12	1:B:118:ILE:H	15	4.29
(2,117)	1:A:18:ILE:HG12	1:B:118:ILE:H	15	4.29
(2,509)	1:A:18:ILE:HG12	1:B:118:ILE:H	9	4.28
(2,509)	1:A:18:ILE:HG12	1:B:118:ILE:H	17	4.28
(2,507)	1:A:18:ILE:H	1:B:118:ILE:HG12	17	4.28
(2,119)	1:A:18:ILE:H	1:B:118:ILE:HG12	17	4.28
(2,117)	1:A:18:ILE:HG12	1:B:118:ILE:H	9	4.28
(2,117)	1:A:18:ILE:HG12	1:B:118:ILE:H	17	4.28
(2,509)	1:A:18:ILE:HG12	1:B:118:ILE:H	4	4.26
(2,509)	1:A:18:ILE:HG12	1:B:118:ILE:H	10	4.26
(2,507)	1:A:18:ILE:H	1:B:118:ILE:HG12	4	4.26
(2,507)	1:A:18:ILE:H	1:B:118:ILE:HG12	10	4.26
(2,43)	1:B:115:PHE:HB3	1:B:117:LEU:HB3	11	4.26
(2,119)	1:A:18:ILE:H	1:B:118:ILE:HG12	4	4.26
(2,119)	1:A:18:ILE:H	1:B:118:ILE:HG12	10	4.26
(2,117)	1:A:18:ILE:HG12	1:B:118:ILE:H	4	4.26
(2,117)	1:A:18:ILE:HG12	1:B:118:ILE:H	10	4.26
(2,513)	1:A:17:LEU:HA	1:B:118:ILE:H	4	4.25
(2,513)	1:A:17:LEU:HA	1:B:118:ILE:H	10	4.25
(2,511)	1:A:18:ILE:H	1:B:117:LEU:HA	4	4.25
(2,511)	1:A:18:ILE:H	1:B:117:LEU:HA	8	4.25
(2,511)	1:A:18:ILE:H	1:B:117:LEU:HA	10	4.25
(2,111)	1:A:18:ILE:H	1:B:117:LEU:HA	4	4.25

Continued on next page...

Continued from previous page...

Key	Atom-1	Atom-2	Model ID	Violation (Å)
(2,111)	1:A:18:ILE:H	1:B:117:LEU:HA	8	4.25
(2,111)	1:A:18:ILE:H	1:B:117:LEU:HA	10	4.25
(2,109)	1:A:17:LEU:HA	1:B:118:ILE:H	4	4.25
(2,109)	1:A:17:LEU:HA	1:B:118:ILE:H	10	4.25
(2,513)	1:A:17:LEU:HA	1:B:118:ILE:H	1	4.24
(2,513)	1:A:17:LEU:HA	1:B:118:ILE:H	5	4.24
(2,513)	1:A:17:LEU:HA	1:B:118:ILE:H	6	4.24
(2,513)	1:A:17:LEU:HA	1:B:118:ILE:H	13	4.24
(2,513)	1:A:17:LEU:HA	1:B:118:ILE:H	14	4.24
(2,513)	1:A:17:LEU:HA	1:B:118:ILE:H	17	4.24
(2,513)	1:A:17:LEU:HA	1:B:118:ILE:H	19	4.24
(2,511)	1:A:18:ILE:H	1:B:117:LEU:HA	1	4.24
(2,511)	1:A:18:ILE:H	1:B:117:LEU:HA	2	4.24
(2,511)	1:A:18:ILE:H	1:B:117:LEU:HA	3	4.24
(2,511)	1:A:18:ILE:H	1:B:117:LEU:HA	7	4.24
(2,511)	1:A:18:ILE:H	1:B:117:LEU:HA	12	4.24
(2,511)	1:A:18:ILE:H	1:B:117:LEU:HA	13	4.24
(2,511)	1:A:18:ILE:H	1:B:117:LEU:HA	15	4.24
(2,511)	1:A:18:ILE:H	1:B:117:LEU:HA	16	4.24
(2,507)	1:A:18:ILE:H	1:B:118:ILE:HG12	7	4.24
(2,507)	1:A:18:ILE:H	1:B:118:ILE:HG12	16	4.24
(2,43)	1:B:115:PHE:HB3	1:B:117:LEU:HB3	4	4.24
(2,43)	1:B:115:PHE:HB3	1:B:117:LEU:HB3	10	4.24
(2,41)	1:A:15:PHE:HB3	1:A:17:LEU:HB3	18	4.24
(2,119)	1:A:18:ILE:H	1:B:118:ILE:HG12	7	4.24
(2,119)	1:A:18:ILE:H	1:B:118:ILE:HG12	16	4.24
(2,111)	1:A:18:ILE:H	1:B:117:LEU:HA	1	4.24
(2,111)	1:A:18:ILE:H	1:B:117:LEU:HA	2	4.24
(2,111)	1:A:18:ILE:H	1:B:117:LEU:HA	3	4.24
(2,111)	1:A:18:ILE:H	1:B:117:LEU:HA	7	4.24
(2,111)	1:A:18:ILE:H	1:B:117:LEU:HA	12	4.24
(2,111)	1:A:18:ILE:H	1:B:117:LEU:HA	13	4.24
(2,111)	1:A:18:ILE:H	1:B:117:LEU:HA	15	4.24
(2,111)	1:A:18:ILE:H	1:B:117:LEU:HA	16	4.24
(2,109)	1:A:17:LEU:HA	1:B:118:ILE:H	1	4.24
(2,109)	1:A:17:LEU:HA	1:B:118:ILE:H	5	4.24
(2,109)	1:A:17:LEU:HA	1:B:118:ILE:H	6	4.24
(2,109)	1:A:17:LEU:HA	1:B:118:ILE:H	13	4.24
(2,109)	1:A:17:LEU:HA	1:B:118:ILE:H	14	4.24
(2,109)	1:A:17:LEU:HA	1:B:118:ILE:H	17	4.24
(2,109)	1:A:17:LEU:HA	1:B:118:ILE:H	19	4.24
(2,513)	1:A:17:LEU:HA	1:B:118:ILE:H	2	4.23

Continued on next page...

Continued from previous page...

Key	Atom-1	Atom-2	Model ID	Violation (Å)
(2,513)	1:A:17:LEU:HA	1:B:118:ILE:H	3	4.23
(2,513)	1:A:17:LEU:HA	1:B:118:ILE:H	7	4.23
(2,513)	1:A:17:LEU:HA	1:B:118:ILE:H	8	4.23
(2,513)	1:A:17:LEU:HA	1:B:118:ILE:H	9	4.23
(2,513)	1:A:17:LEU:HA	1:B:118:ILE:H	12	4.23
(2,511)	1:A:18:ILE:H	1:B:117:LEU:HA	5	4.23
(2,511)	1:A:18:ILE:H	1:B:117:LEU:HA	6	4.23
(2,511)	1:A:18:ILE:H	1:B:117:LEU:HA	19	4.23
(2,509)	1:A:18:ILE:HG12	1:B:118:ILE:H	19	4.23
(2,41)	1:A:15:PHE:HB3	1:A:17:LEU:HB3	10	4.23
(2,15)	1:B:115:PHE:HB2	1:B:117:LEU:HD11	11	4.23
(2,15)	1:B:115:PHE:HB2	1:B:117:LEU:HD12	11	4.23
(2,15)	1:B:115:PHE:HB2	1:B:117:LEU:HD13	11	4.23
(2,117)	1:A:18:ILE:HG12	1:B:118:ILE:H	19	4.23
(2,111)	1:A:18:ILE:H	1:B:117:LEU:HA	5	4.23
(2,111)	1:A:18:ILE:H	1:B:117:LEU:HA	6	4.23
(2,111)	1:A:18:ILE:H	1:B:117:LEU:HA	19	4.23
(2,109)	1:A:17:LEU:HA	1:B:118:ILE:H	2	4.23
(2,109)	1:A:17:LEU:HA	1:B:118:ILE:H	3	4.23
(2,109)	1:A:17:LEU:HA	1:B:118:ILE:H	7	4.23
(2,109)	1:A:17:LEU:HA	1:B:118:ILE:H	8	4.23
(2,109)	1:A:17:LEU:HA	1:B:118:ILE:H	9	4.23
(2,109)	1:A:17:LEU:HA	1:B:118:ILE:H	12	4.23
(2,513)	1:A:17:LEU:HA	1:B:118:ILE:H	15	4.22
(2,513)	1:A:17:LEU:HA	1:B:118:ILE:H	16	4.22
(2,511)	1:A:18:ILE:H	1:B:117:LEU:HA	9	4.22
(2,511)	1:A:18:ILE:H	1:B:117:LEU:HA	14	4.22
(2,507)	1:A:18:ILE:H	1:B:118:ILE:HG12	1	4.22
(2,507)	1:A:18:ILE:H	1:B:118:ILE:HG12	8	4.22
(2,507)	1:A:18:ILE:H	1:B:118:ILE:HG12	15	4.22
(2,43)	1:B:115:PHE:HB3	1:B:117:LEU:HB3	6	4.22
(2,41)	1:A:15:PHE:HB3	1:A:17:LEU:HB3	3	4.22
(2,41)	1:A:15:PHE:HB3	1:A:17:LEU:HB3	4	4.22
(2,119)	1:A:18:ILE:H	1:B:118:ILE:HG12	1	4.22
(2,119)	1:A:18:ILE:H	1:B:118:ILE:HG12	8	4.22
(2,119)	1:A:18:ILE:H	1:B:118:ILE:HG12	15	4.22
(2,111)	1:A:18:ILE:H	1:B:117:LEU:HA	9	4.22
(2,111)	1:A:18:ILE:H	1:B:117:LEU:HA	14	4.22
(2,109)	1:A:17:LEU:HA	1:B:118:ILE:H	15	4.22
(2,109)	1:A:17:LEU:HA	1:B:118:ILE:H	16	4.22
(2,513)	1:A:17:LEU:HA	1:B:118:ILE:H	11	4.21
(2,511)	1:A:18:ILE:H	1:B:117:LEU:HA	11	4.21

Continued on next page...

Continued from previous page...

Key	Atom-1	Atom-2	Model ID	Violation (Å)
(2,511)	1:A:18:ILE:H	1:B:117:LEU:HA	18	4.21
(2,509)	1:A:18:ILE:HG12	1:B:118:ILE:H	5	4.21
(2,509)	1:A:18:ILE:HG12	1:B:118:ILE:H	6	4.21
(2,507)	1:A:18:ILE:H	1:B:118:ILE:HG12	2	4.21
(2,507)	1:A:18:ILE:H	1:B:118:ILE:HG12	3	4.21
(2,507)	1:A:18:ILE:H	1:B:118:ILE:HG12	12	4.21
(2,41)	1:A:15:PHE:HB3	1:A:17:LEU:HB3	2	4.21
(2,41)	1:A:15:PHE:HB3	1:A:17:LEU:HB3	12	4.21
(2,41)	1:A:15:PHE:HB3	1:A:17:LEU:HB3	15	4.21
(2,13)	1:A:15:PHE:HB2	1:A:17:LEU:HD11	18	4.21
(2,13)	1:A:15:PHE:HB2	1:A:17:LEU:HD12	18	4.21
(2,13)	1:A:15:PHE:HB2	1:A:17:LEU:HD13	18	4.21
(2,119)	1:A:18:ILE:H	1:B:118:ILE:HG12	2	4.21
(2,119)	1:A:18:ILE:H	1:B:118:ILE:HG12	3	4.21
(2,119)	1:A:18:ILE:H	1:B:118:ILE:HG12	12	4.21
(2,117)	1:A:18:ILE:HG12	1:B:118:ILE:H	5	4.21
(2,117)	1:A:18:ILE:HG12	1:B:118:ILE:H	6	4.21
(2,111)	1:A:18:ILE:H	1:B:117:LEU:HA	11	4.21
(2,111)	1:A:18:ILE:H	1:B:117:LEU:HA	18	4.21
(2,11)	1:B:115:PHE:HB2	1:B:117:LEU:HD11	11	4.21
(2,11)	1:B:115:PHE:HB2	1:B:117:LEU:HD12	11	4.21
(2,11)	1:B:115:PHE:HB2	1:B:117:LEU:HD13	11	4.21
(2,109)	1:A:17:LEU:HA	1:B:118:ILE:H	11	4.21
(2,43)	1:B:115:PHE:HB3	1:B:117:LEU:HB3	1	4.2
(2,43)	1:B:115:PHE:HB3	1:B:117:LEU:HB3	3	4.2
(2,43)	1:B:115:PHE:HB3	1:B:117:LEU:HB3	12	4.2
(2,43)	1:B:115:PHE:HB3	1:B:117:LEU:HB3	14	4.2
(2,43)	1:B:115:PHE:HB3	1:B:117:LEU:HB3	15	4.2
(2,43)	1:B:115:PHE:HB3	1:B:117:LEU:HB3	18	4.2
(2,41)	1:A:15:PHE:HB3	1:A:17:LEU:HB3	5	4.2
(2,9)	1:A:15:PHE:HB2	1:A:17:LEU:HD11	18	4.19
(2,9)	1:A:15:PHE:HB2	1:A:17:LEU:HD12	18	4.19
(2,9)	1:A:15:PHE:HB2	1:A:17:LEU:HD13	18	4.19
(2,513)	1:A:17:LEU:HA	1:B:118:ILE:H	18	4.19
(2,511)	1:A:18:ILE:H	1:B:117:LEU:HA	17	4.19
(2,507)	1:A:18:ILE:H	1:B:118:ILE:HG12	11	4.19
(2,507)	1:A:18:ILE:H	1:B:118:ILE:HG12	14	4.19
(2,43)	1:B:115:PHE:HB3	1:B:117:LEU:HB3	2	4.19
(2,43)	1:B:115:PHE:HB3	1:B:117:LEU:HB3	5	4.19
(2,43)	1:B:115:PHE:HB3	1:B:117:LEU:HB3	8	4.19
(2,41)	1:A:15:PHE:HB3	1:A:17:LEU:HB3	1	4.19
(2,41)	1:A:15:PHE:HB3	1:A:17:LEU:HB3	6	4.19

Continued on next page...

Continued from previous page...

Key	Atom-1	Atom-2	Model ID	Violation (Å)
(2,119)	1:A:18:ILE:H	1:B:118:ILE:HG12	11	4.19
(2,119)	1:A:18:ILE:H	1:B:118:ILE:HG12	14	4.19
(2,111)	1:A:18:ILE:H	1:B:117:LEU:HA	17	4.19
(2,109)	1:A:17:LEU:HA	1:B:118:ILE:H	18	4.19
(2,43)	1:B:115:PHE:HB3	1:B:117:LEU:HB3	19	4.18
(2,41)	1:A:15:PHE:HB3	1:A:17:LEU:HB3	8	4.18
(2,41)	1:A:15:PHE:HB3	1:A:17:LEU:HB3	19	4.18
(2,41)	1:A:15:PHE:HB3	1:A:17:LEU:HB3	20	4.18
(2,513)	1:A:17:LEU:HA	1:B:118:ILE:H	20	4.17
(2,511)	1:A:18:ILE:H	1:B:117:LEU:HA	20	4.17
(2,507)	1:A:18:ILE:H	1:B:118:ILE:HG12	13	4.17
(2,43)	1:B:115:PHE:HB3	1:B:117:LEU:HB3	16	4.17
(2,43)	1:B:115:PHE:HB3	1:B:117:LEU:HB3	17	4.17
(2,43)	1:B:115:PHE:HB3	1:B:117:LEU:HB3	20	4.17
(2,41)	1:A:15:PHE:HB3	1:A:17:LEU:HB3	16	4.17
(2,15)	1:B:115:PHE:HB2	1:B:117:LEU:HD11	4	4.17
(2,15)	1:B:115:PHE:HB2	1:B:117:LEU:HD12	4	4.17
(2,15)	1:B:115:PHE:HB2	1:B:117:LEU:HD13	4	4.17
(2,15)	1:B:115:PHE:HB2	1:B:117:LEU:HD11	10	4.17
(2,15)	1:B:115:PHE:HB2	1:B:117:LEU:HD12	10	4.17
(2,15)	1:B:115:PHE:HB2	1:B:117:LEU:HD13	10	4.17
(2,15)	1:B:115:PHE:HB2	1:B:117:LEU:HD11	14	4.17
(2,15)	1:B:115:PHE:HB2	1:B:117:LEU:HD12	14	4.17
(2,15)	1:B:115:PHE:HB2	1:B:117:LEU:HD13	14	4.17
(2,15)	1:B:115:PHE:HB2	1:B:117:LEU:HD11	20	4.17
(2,15)	1:B:115:PHE:HB2	1:B:117:LEU:HD12	20	4.17
(2,15)	1:B:115:PHE:HB2	1:B:117:LEU:HD13	20	4.17
(2,119)	1:A:18:ILE:H	1:B:118:ILE:HG12	13	4.17
(2,111)	1:A:18:ILE:H	1:B:117:LEU:HA	20	4.17
(2,109)	1:A:17:LEU:HA	1:B:118:ILE:H	20	4.17
(2,43)	1:B:115:PHE:HB3	1:B:117:LEU:HB3	13	4.16
(2,199)	1:A:18:ILE:HD11	1:B:118:ILE:HB	13	4.16
(2,199)	1:A:18:ILE:HD12	1:B:118:ILE:HB	13	4.16
(2,199)	1:A:18:ILE:HD13	1:B:118:ILE:HB	13	4.16
(2,13)	1:A:15:PHE:HB2	1:A:17:LEU:HD11	5	4.16
(2,13)	1:A:15:PHE:HB2	1:A:17:LEU:HD12	5	4.16
(2,13)	1:A:15:PHE:HB2	1:A:17:LEU:HD13	5	4.16
(2,13)	1:A:15:PHE:HB2	1:A:17:LEU:HD11	10	4.16
(2,13)	1:A:15:PHE:HB2	1:A:17:LEU:HD12	10	4.16
(2,13)	1:A:15:PHE:HB2	1:A:17:LEU:HD13	10	4.16
(2,41)	1:A:15:PHE:HB3	1:A:17:LEU:HB3	11	4.15
(2,41)	1:A:15:PHE:HB3	1:A:17:LEU:HB3	14	4.15

Continued on next page...

Continued from previous page...

Key	Atom-1	Atom-2	Model ID	Violation (Å)
(2,15)	1:B:115:PHE:HB2	1:B:117:LEU:HD11	3	4.15
(2,15)	1:B:115:PHE:HB2	1:B:117:LEU:HD12	3	4.15
(2,15)	1:B:115:PHE:HB2	1:B:117:LEU:HD13	3	4.15
(2,15)	1:B:115:PHE:HB2	1:B:117:LEU:HD11	12	4.15
(2,15)	1:B:115:PHE:HB2	1:B:117:LEU:HD12	12	4.15
(2,15)	1:B:115:PHE:HB2	1:B:117:LEU:HD13	12	4.15
(2,13)	1:A:15:PHE:HB2	1:A:17:LEU:HD11	4	4.15
(2,13)	1:A:15:PHE:HB2	1:A:17:LEU:HD12	4	4.15
(2,13)	1:A:15:PHE:HB2	1:A:17:LEU:HD13	4	4.15
(2,13)	1:A:15:PHE:HB2	1:A:17:LEU:HD11	6	4.15
(2,13)	1:A:15:PHE:HB2	1:A:17:LEU:HD12	6	4.15
(2,13)	1:A:15:PHE:HB2	1:A:17:LEU:HD13	6	4.15
(2,11)	1:B:115:PHE:HB2	1:B:117:LEU:HD11	4	4.15
(2,11)	1:B:115:PHE:HB2	1:B:117:LEU:HD12	4	4.15
(2,11)	1:B:115:PHE:HB2	1:B:117:LEU:HD13	4	4.15
(2,11)	1:B:115:PHE:HB2	1:B:117:LEU:HD11	10	4.15
(2,11)	1:B:115:PHE:HB2	1:B:117:LEU:HD12	10	4.15
(2,11)	1:B:115:PHE:HB2	1:B:117:LEU:HD13	10	4.15
(2,11)	1:B:115:PHE:HB2	1:B:117:LEU:HD11	14	4.15
(2,11)	1:B:115:PHE:HB2	1:B:117:LEU:HD12	14	4.15
(2,11)	1:B:115:PHE:HB2	1:B:117:LEU:HD13	14	4.15
(2,11)	1:B:115:PHE:HB2	1:B:117:LEU:HD11	20	4.15
(2,11)	1:B:115:PHE:HB2	1:B:117:LEU:HD12	20	4.15
(2,11)	1:B:115:PHE:HB2	1:B:117:LEU:HD13	20	4.15
(2,9)	1:A:15:PHE:HB2	1:A:17:LEU:HD11	5	4.14
(2,9)	1:A:15:PHE:HB2	1:A:17:LEU:HD12	5	4.14
(2,9)	1:A:15:PHE:HB2	1:A:17:LEU:HD13	5	4.14
(2,9)	1:A:15:PHE:HB2	1:A:17:LEU:HD11	10	4.14
(2,9)	1:A:15:PHE:HB2	1:A:17:LEU:HD12	10	4.14
(2,9)	1:A:15:PHE:HB2	1:A:17:LEU:HD13	10	4.14
(2,43)	1:B:115:PHE:HB3	1:B:117:LEU:HB3	7	4.14
(2,43)	1:B:115:PHE:HB3	1:B:117:LEU:HB3	9	4.14
(2,41)	1:A:15:PHE:HB3	1:A:17:LEU:HB3	13	4.14
(2,15)	1:B:115:PHE:HB2	1:B:117:LEU:HD11	1	4.14
(2,15)	1:B:115:PHE:HB2	1:B:117:LEU:HD12	1	4.14
(2,15)	1:B:115:PHE:HB2	1:B:117:LEU:HD13	1	4.14
(2,15)	1:B:115:PHE:HB2	1:B:117:LEU:HD11	2	4.14
(2,15)	1:B:115:PHE:HB2	1:B:117:LEU:HD12	2	4.14
(2,15)	1:B:115:PHE:HB2	1:B:117:LEU:HD13	2	4.14
(2,15)	1:B:115:PHE:HB2	1:B:117:LEU:HD11	15	4.14
(2,15)	1:B:115:PHE:HB2	1:B:117:LEU:HD12	15	4.14
(2,15)	1:B:115:PHE:HB2	1:B:117:LEU:HD13	15	4.14

Continued on next page...

Continued from previous page...

Key	Atom-1	Atom-2	Model ID	Violation (Å)
(2,15)	1:B:115:PHE:HB2	1:B:117:LEU:HD11	18	4.14
(2,15)	1:B:115:PHE:HB2	1:B:117:LEU:HD12	18	4.14
(2,15)	1:B:115:PHE:HB2	1:B:117:LEU:HD13	18	4.14
(2,9)	1:A:15:PHE:HB2	1:A:17:LEU:HD11	4	4.13
(2,9)	1:A:15:PHE:HB2	1:A:17:LEU:HD12	4	4.13
(2,9)	1:A:15:PHE:HB2	1:A:17:LEU:HD13	4	4.13
(2,9)	1:A:15:PHE:HB2	1:A:17:LEU:HD11	6	4.13
(2,9)	1:A:15:PHE:HB2	1:A:17:LEU:HD12	6	4.13
(2,9)	1:A:15:PHE:HB2	1:A:17:LEU:HD13	6	4.13
(2,41)	1:A:15:PHE:HB3	1:A:17:LEU:HB3	7	4.13
(2,15)	1:B:115:PHE:HB2	1:B:117:LEU:HD11	8	4.13
(2,15)	1:B:115:PHE:HB2	1:B:117:LEU:HD12	8	4.13
(2,15)	1:B:115:PHE:HB2	1:B:117:LEU:HD13	8	4.13
(2,11)	1:B:115:PHE:HB2	1:B:117:LEU:HD11	3	4.13
(2,11)	1:B:115:PHE:HB2	1:B:117:LEU:HD12	3	4.13
(2,11)	1:B:115:PHE:HB2	1:B:117:LEU:HD13	3	4.13
(2,11)	1:B:115:PHE:HB2	1:B:117:LEU:HD11	12	4.13
(2,11)	1:B:115:PHE:HB2	1:B:117:LEU:HD12	12	4.13
(2,11)	1:B:115:PHE:HB2	1:B:117:LEU:HD13	12	4.13
(2,509)	1:A:18:ILE:HG12	1:B:118:ILE:H	18	4.12
(2,117)	1:A:18:ILE:HG12	1:B:118:ILE:H	18	4.12
(2,11)	1:B:115:PHE:HB2	1:B:117:LEU:HD11	1	4.12
(2,11)	1:B:115:PHE:HB2	1:B:117:LEU:HD12	1	4.12
(2,11)	1:B:115:PHE:HB2	1:B:117:LEU:HD13	1	4.12
(2,11)	1:B:115:PHE:HB2	1:B:117:LEU:HD11	2	4.12
(2,11)	1:B:115:PHE:HB2	1:B:117:LEU:HD12	2	4.12
(2,11)	1:B:115:PHE:HB2	1:B:117:LEU:HD13	2	4.12
(2,11)	1:B:115:PHE:HB2	1:B:117:LEU:HD11	15	4.12
(2,11)	1:B:115:PHE:HB2	1:B:117:LEU:HD12	15	4.12
(2,11)	1:B:115:PHE:HB2	1:B:117:LEU:HD13	15	4.12
(2,11)	1:B:115:PHE:HB2	1:B:117:LEU:HD11	18	4.12
(2,11)	1:B:115:PHE:HB2	1:B:117:LEU:HD12	18	4.12
(2,11)	1:B:115:PHE:HB2	1:B:117:LEU:HD13	18	4.12
(2,15)	1:B:115:PHE:HB2	1:B:117:LEU:HD11	6	4.11
(2,15)	1:B:115:PHE:HB2	1:B:117:LEU:HD12	6	4.11
(2,15)	1:B:115:PHE:HB2	1:B:117:LEU:HD13	6	4.11
(2,15)	1:B:115:PHE:HB2	1:B:117:LEU:HD11	13	4.11
(2,15)	1:B:115:PHE:HB2	1:B:117:LEU:HD12	13	4.11
(2,15)	1:B:115:PHE:HB2	1:B:117:LEU:HD13	13	4.11
(2,13)	1:A:15:PHE:HB2	1:A:17:LEU:HD11	2	4.11
(2,13)	1:A:15:PHE:HB2	1:A:17:LEU:HD12	2	4.11
(2,13)	1:A:15:PHE:HB2	1:A:17:LEU:HD13	2	4.11

Continued on next page...

Continued from previous page...

Key	Atom-1	Atom-2	Model ID	Violation (Å)
(2,13)	1:A:15:PHE:HB2	1:A:17:LEU:HD11	3	4.11
(2,13)	1:A:15:PHE:HB2	1:A:17:LEU:HD12	3	4.11
(2,13)	1:A:15:PHE:HB2	1:A:17:LEU:HD13	3	4.11
(2,13)	1:A:15:PHE:HB2	1:A:17:LEU:HD11	12	4.11
(2,13)	1:A:15:PHE:HB2	1:A:17:LEU:HD12	12	4.11
(2,13)	1:A:15:PHE:HB2	1:A:17:LEU:HD13	12	4.11
(2,13)	1:A:15:PHE:HB2	1:A:17:LEU:HD11	15	4.11
(2,13)	1:A:15:PHE:HB2	1:A:17:LEU:HD12	15	4.11
(2,13)	1:A:15:PHE:HB2	1:A:17:LEU:HD13	15	4.11
(2,11)	1:B:115:PHE:HB2	1:B:117:LEU:HD11	8	4.11
(2,11)	1:B:115:PHE:HB2	1:B:117:LEU:HD12	8	4.11
(2,11)	1:B:115:PHE:HB2	1:B:117:LEU:HD13	8	4.11
(2,507)	1:A:18:ILE:H	1:B:118:ILE:HG12	20	4.1
(2,119)	1:A:18:ILE:H	1:B:118:ILE:HG12	20	4.1
(2,9)	1:A:15:PHE:HB2	1:A:17:LEU:HD11	2	4.09
(2,9)	1:A:15:PHE:HB2	1:A:17:LEU:HD12	2	4.09
(2,9)	1:A:15:PHE:HB2	1:A:17:LEU:HD13	2	4.09
(2,9)	1:A:15:PHE:HB2	1:A:17:LEU:HD11	3	4.09
(2,9)	1:A:15:PHE:HB2	1:A:17:LEU:HD12	3	4.09
(2,9)	1:A:15:PHE:HB2	1:A:17:LEU:HD13	3	4.09
(2,9)	1:A:15:PHE:HB2	1:A:17:LEU:HD11	12	4.09
(2,9)	1:A:15:PHE:HB2	1:A:17:LEU:HD12	12	4.09
(2,9)	1:A:15:PHE:HB2	1:A:17:LEU:HD13	12	4.09
(2,9)	1:A:15:PHE:HB2	1:A:17:LEU:HD11	15	4.09
(2,9)	1:A:15:PHE:HB2	1:A:17:LEU:HD12	15	4.09
(2,9)	1:A:15:PHE:HB2	1:A:17:LEU:HD13	15	4.09
(2,41)	1:A:15:PHE:HB3	1:A:17:LEU:HB3	9	4.09
(2,13)	1:A:15:PHE:HB2	1:A:17:LEU:HD11	11	4.09
(2,13)	1:A:15:PHE:HB2	1:A:17:LEU:HD12	11	4.09
(2,13)	1:A:15:PHE:HB2	1:A:17:LEU:HD13	11	4.09
(2,13)	1:A:15:PHE:HB2	1:A:17:LEU:HD11	19	4.09
(2,13)	1:A:15:PHE:HB2	1:A:17:LEU:HD12	19	4.09
(2,13)	1:A:15:PHE:HB2	1:A:17:LEU:HD13	19	4.09
(2,11)	1:B:115:PHE:HB2	1:B:117:LEU:HD11	6	4.09
(2,11)	1:B:115:PHE:HB2	1:B:117:LEU:HD12	6	4.09
(2,11)	1:B:115:PHE:HB2	1:B:117:LEU:HD13	6	4.09
(2,11)	1:B:115:PHE:HB2	1:B:117:LEU:HD11	13	4.09
(2,11)	1:B:115:PHE:HB2	1:B:117:LEU:HD12	13	4.09
(2,11)	1:B:115:PHE:HB2	1:B:117:LEU:HD13	13	4.09
(2,15)	1:B:115:PHE:HB2	1:B:117:LEU:HD11	5	4.08
(2,15)	1:B:115:PHE:HB2	1:B:117:LEU:HD12	5	4.08
(2,15)	1:B:115:PHE:HB2	1:B:117:LEU:HD13	5	4.08

Continued on next page...

Continued from previous page...

Key	Atom-1	Atom-2	Model ID	Violation (Å)
(2,15)	1:B:115:PHE:HB2	1:B:117:LEU:HD11	16	4.08
(2,15)	1:B:115:PHE:HB2	1:B:117:LEU:HD12	16	4.08
(2,15)	1:B:115:PHE:HB2	1:B:117:LEU:HD13	16	4.08
(2,13)	1:A:15:PHE:HB2	1:A:17:LEU:HD11	1	4.08
(2,13)	1:A:15:PHE:HB2	1:A:17:LEU:HD12	1	4.08
(2,13)	1:A:15:PHE:HB2	1:A:17:LEU:HD13	1	4.08
(2,9)	1:A:15:PHE:HB2	1:A:17:LEU:HD11	11	4.07
(2,9)	1:A:15:PHE:HB2	1:A:17:LEU:HD12	11	4.07
(2,9)	1:A:15:PHE:HB2	1:A:17:LEU:HD13	11	4.07
(2,9)	1:A:15:PHE:HB2	1:A:17:LEU:HD11	19	4.07
(2,9)	1:A:15:PHE:HB2	1:A:17:LEU:HD12	19	4.07
(2,9)	1:A:15:PHE:HB2	1:A:17:LEU:HD13	19	4.07
(2,197)	1:A:18:ILE:HB	1:B:118:ILE:HD11	17	4.07
(2,197)	1:A:18:ILE:HB	1:B:118:ILE:HD12	17	4.07
(2,197)	1:A:18:ILE:HB	1:B:118:ILE:HD13	17	4.07
(2,15)	1:B:115:PHE:HB2	1:B:117:LEU:HD11	19	4.07
(2,15)	1:B:115:PHE:HB2	1:B:117:LEU:HD12	19	4.07
(2,15)	1:B:115:PHE:HB2	1:B:117:LEU:HD13	19	4.07
(2,9)	1:A:15:PHE:HB2	1:A:17:LEU:HD11	1	4.06
(2,9)	1:A:15:PHE:HB2	1:A:17:LEU:HD12	1	4.06
(2,9)	1:A:15:PHE:HB2	1:A:17:LEU:HD13	1	4.06
(2,41)	1:A:15:PHE:HB3	1:A:17:LEU:HB3	17	4.06
(2,13)	1:A:15:PHE:HB2	1:A:17:LEU:HD11	8	4.06
(2,13)	1:A:15:PHE:HB2	1:A:17:LEU:HD12	8	4.06
(2,13)	1:A:15:PHE:HB2	1:A:17:LEU:HD13	8	4.06
(2,11)	1:B:115:PHE:HB2	1:B:117:LEU:HD11	5	4.06
(2,11)	1:B:115:PHE:HB2	1:B:117:LEU:HD12	5	4.06
(2,11)	1:B:115:PHE:HB2	1:B:117:LEU:HD13	5	4.06
(2,11)	1:B:115:PHE:HB2	1:B:117:LEU:HD11	16	4.06
(2,11)	1:B:115:PHE:HB2	1:B:117:LEU:HD12	16	4.06
(2,11)	1:B:115:PHE:HB2	1:B:117:LEU:HD13	16	4.06
(2,15)	1:B:115:PHE:HB2	1:B:117:LEU:HD11	7	4.05
(2,15)	1:B:115:PHE:HB2	1:B:117:LEU:HD12	7	4.05
(2,15)	1:B:115:PHE:HB2	1:B:117:LEU:HD13	7	4.05
(2,13)	1:A:15:PHE:HB2	1:A:17:LEU:HD11	16	4.05
(2,13)	1:A:15:PHE:HB2	1:A:17:LEU:HD12	16	4.05
(2,13)	1:A:15:PHE:HB2	1:A:17:LEU:HD13	16	4.05
(2,11)	1:B:115:PHE:HB2	1:B:117:LEU:HD11	19	4.05
(2,11)	1:B:115:PHE:HB2	1:B:117:LEU:HD12	19	4.05
(2,11)	1:B:115:PHE:HB2	1:B:117:LEU:HD13	19	4.05
(2,9)	1:A:15:PHE:HB2	1:A:17:LEU:HD11	8	4.04
(2,9)	1:A:15:PHE:HB2	1:A:17:LEU:HD12	8	4.04

Continued on next page...

Continued from previous page...

Key	Atom-1	Atom-2	Model ID	Violation (Å)
(2,9)	1:A:15:PHE:HB2	1:A:17:LEU:HD13	8	4.04
(2,13)	1:A:15:PHE:HB2	1:A:17:LEU:HD11	20	4.04
(2,13)	1:A:15:PHE:HB2	1:A:17:LEU:HD12	20	4.04
(2,13)	1:A:15:PHE:HB2	1:A:17:LEU:HD13	20	4.04
(2,9)	1:A:15:PHE:HB2	1:A:17:LEU:HD11	16	4.03
(2,9)	1:A:15:PHE:HB2	1:A:17:LEU:HD12	16	4.03
(2,9)	1:A:15:PHE:HB2	1:A:17:LEU:HD13	16	4.03
(2,15)	1:B:115:PHE:HB2	1:B:117:LEU:HD11	17	4.03
(2,15)	1:B:115:PHE:HB2	1:B:117:LEU:HD12	17	4.03
(2,15)	1:B:115:PHE:HB2	1:B:117:LEU:HD13	17	4.03
(2,11)	1:B:115:PHE:HB2	1:B:117:LEU:HD11	7	4.03
(2,11)	1:B:115:PHE:HB2	1:B:117:LEU:HD12	7	4.03
(2,11)	1:B:115:PHE:HB2	1:B:117:LEU:HD13	7	4.03
(2,9)	1:A:15:PHE:HB2	1:A:17:LEU:HD11	20	4.02
(2,9)	1:A:15:PHE:HB2	1:A:17:LEU:HD12	20	4.02
(2,9)	1:A:15:PHE:HB2	1:A:17:LEU:HD13	20	4.02
(2,6)	1:A:17:LEU:HD21	1:B:115:PHE:HB2	11	4.02
(2,6)	1:A:17:LEU:HD22	1:B:115:PHE:HB2	11	4.02
(2,6)	1:A:17:LEU:HD23	1:B:115:PHE:HB2	11	4.02
(2,4)	1:A:17:LEU:HD21	1:B:115:PHE:HB2	11	4.02
(2,4)	1:A:17:LEU:HD22	1:B:115:PHE:HB2	11	4.02
(2,4)	1:A:17:LEU:HD23	1:B:115:PHE:HB2	11	4.02
(2,197)	1:A:18:ILE:HB	1:B:118:ILE:HD11	6	4.02
(2,197)	1:A:18:ILE:HB	1:B:118:ILE:HD12	6	4.02
(2,197)	1:A:18:ILE:HB	1:B:118:ILE:HD13	6	4.02
(2,199)	1:A:18:ILE:HD11	1:B:118:ILE:HB	2	4.01
(2,199)	1:A:18:ILE:HD12	1:B:118:ILE:HB	2	4.01
(2,199)	1:A:18:ILE:HD13	1:B:118:ILE:HB	2	4.01
(2,199)	1:A:18:ILE:HD11	1:B:118:ILE:HB	3	4.01
(2,199)	1:A:18:ILE:HD12	1:B:118:ILE:HB	3	4.01
(2,199)	1:A:18:ILE:HD13	1:B:118:ILE:HB	3	4.01
(2,199)	1:A:18:ILE:HD11	1:B:118:ILE:HB	5	4.01
(2,199)	1:A:18:ILE:HD12	1:B:118:ILE:HB	5	4.01
(2,199)	1:A:18:ILE:HD13	1:B:118:ILE:HB	5	4.01
(2,199)	1:A:18:ILE:HD11	1:B:118:ILE:HB	12	4.01
(2,199)	1:A:18:ILE:HD12	1:B:118:ILE:HB	12	4.01
(2,199)	1:A:18:ILE:HD13	1:B:118:ILE:HB	12	4.01
(2,199)	1:A:18:ILE:HD11	1:B:118:ILE:HB	16	4.01
(2,199)	1:A:18:ILE:HD12	1:B:118:ILE:HB	16	4.01
(2,199)	1:A:18:ILE:HD13	1:B:118:ILE:HB	16	4.01
(2,197)	1:A:18:ILE:HB	1:B:118:ILE:HD11	4	4.01
(2,197)	1:A:18:ILE:HB	1:B:118:ILE:HD12	4	4.01

Continued on next page...

Continued from previous page...

Key	Atom-1	Atom-2	Model ID	Violation (Å)
(2,197)	1:A:18:ILE:HB	1:B:118:ILE:HD13	4	4.01
(2,197)	1:A:18:ILE:HB	1:B:118:ILE:HD11	5	4.01
(2,197)	1:A:18:ILE:HB	1:B:118:ILE:HD12	5	4.01
(2,197)	1:A:18:ILE:HB	1:B:118:ILE:HD13	5	4.01
(2,197)	1:A:18:ILE:HB	1:B:118:ILE:HD11	10	4.01
(2,197)	1:A:18:ILE:HB	1:B:118:ILE:HD12	10	4.01
(2,197)	1:A:18:ILE:HB	1:B:118:ILE:HD13	10	4.01
(2,13)	1:A:15:PHE:HB2	1:A:17:LEU:HD11	14	4.01
(2,13)	1:A:15:PHE:HB2	1:A:17:LEU:HD12	14	4.01
(2,13)	1:A:15:PHE:HB2	1:A:17:LEU:HD13	14	4.01
(2,11)	1:B:115:PHE:HB2	1:B:117:LEU:HD11	17	4.01
(2,11)	1:B:115:PHE:HB2	1:B:117:LEU:HD12	17	4.01
(2,11)	1:B:115:PHE:HB2	1:B:117:LEU:HD13	17	4.01
(2,199)	1:A:18:ILE:HD11	1:B:118:ILE:HB	1	4.0
(2,199)	1:A:18:ILE:HD12	1:B:118:ILE:HB	1	4.0
(2,199)	1:A:18:ILE:HD13	1:B:118:ILE:HB	1	4.0
(2,199)	1:A:18:ILE:HD11	1:B:118:ILE:HB	4	4.0
(2,199)	1:A:18:ILE:HD12	1:B:118:ILE:HB	4	4.0
(2,199)	1:A:18:ILE:HD13	1:B:118:ILE:HB	4	4.0
(2,199)	1:A:18:ILE:HD11	1:B:118:ILE:HB	7	4.0
(2,199)	1:A:18:ILE:HD12	1:B:118:ILE:HB	7	4.0
(2,199)	1:A:18:ILE:HD13	1:B:118:ILE:HB	7	4.0
(2,199)	1:A:18:ILE:HD11	1:B:118:ILE:HB	10	4.0
(2,199)	1:A:18:ILE:HD12	1:B:118:ILE:HB	10	4.0
(2,199)	1:A:18:ILE:HD13	1:B:118:ILE:HB	10	4.0
(2,199)	1:A:18:ILE:HD11	1:B:118:ILE:HB	15	4.0
(2,199)	1:A:18:ILE:HD12	1:B:118:ILE:HB	15	4.0
(2,199)	1:A:18:ILE:HD13	1:B:118:ILE:HB	15	4.0
(2,197)	1:A:18:ILE:HB	1:B:118:ILE:HD11	2	4.0
(2,197)	1:A:18:ILE:HB	1:B:118:ILE:HD12	2	4.0
(2,197)	1:A:18:ILE:HB	1:B:118:ILE:HD13	2	4.0
(2,197)	1:A:18:ILE:HB	1:B:118:ILE:HD11	3	4.0
(2,197)	1:A:18:ILE:HB	1:B:118:ILE:HD12	3	4.0
(2,197)	1:A:18:ILE:HB	1:B:118:ILE:HD13	3	4.0
(2,197)	1:A:18:ILE:HB	1:B:118:ILE:HD11	12	4.0
(2,197)	1:A:18:ILE:HB	1:B:118:ILE:HD12	12	4.0
(2,197)	1:A:18:ILE:HB	1:B:118:ILE:HD13	12	4.0
(2,197)	1:A:18:ILE:HB	1:B:118:ILE:HD11	15	4.0
(2,197)	1:A:18:ILE:HB	1:B:118:ILE:HD12	15	4.0
(2,197)	1:A:18:ILE:HB	1:B:118:ILE:HD13	15	4.0
(2,9)	1:A:15:PHE:HB2	1:A:17:LEU:HD11	14	3.99
(2,9)	1:A:15:PHE:HB2	1:A:17:LEU:HD12	14	3.99

Continued on next page...

Continued from previous page...

Key	Atom-1	Atom-2	Model ID	Violation (Å)
(2,9)	1:A:15:PHE:HB2	1:A:17:LEU:HD13	14	3.99
(2,199)	1:A:18:ILE:HD11	1:B:118:ILE:HB	6	3.99
(2,199)	1:A:18:ILE:HD12	1:B:118:ILE:HB	6	3.99
(2,199)	1:A:18:ILE:HD13	1:B:118:ILE:HB	6	3.99
(2,197)	1:A:18:ILE:HB	1:B:118:ILE:HD11	1	3.99
(2,197)	1:A:18:ILE:HB	1:B:118:ILE:HD12	1	3.99
(2,197)	1:A:18:ILE:HB	1:B:118:ILE:HD13	1	3.99
(2,13)	1:A:15:PHE:HB2	1:A:17:LEU:HD11	7	3.99
(2,13)	1:A:15:PHE:HB2	1:A:17:LEU:HD12	7	3.99
(2,13)	1:A:15:PHE:HB2	1:A:17:LEU:HD13	7	3.99
(2,199)	1:A:18:ILE:HD11	1:B:118:ILE:HB	8	3.98
(2,199)	1:A:18:ILE:HD12	1:B:118:ILE:HB	8	3.98
(2,199)	1:A:18:ILE:HD13	1:B:118:ILE:HB	8	3.98
(2,197)	1:A:18:ILE:HB	1:B:118:ILE:HD11	8	3.98
(2,197)	1:A:18:ILE:HB	1:B:118:ILE:HD12	8	3.98
(2,197)	1:A:18:ILE:HB	1:B:118:ILE:HD13	8	3.98
(2,197)	1:A:18:ILE:HB	1:B:118:ILE:HD11	16	3.98
(2,197)	1:A:18:ILE:HB	1:B:118:ILE:HD12	16	3.98
(2,197)	1:A:18:ILE:HB	1:B:118:ILE:HD13	16	3.98
(2,15)	1:B:115:PHE:HB2	1:B:117:LEU:HD11	9	3.98
(2,15)	1:B:115:PHE:HB2	1:B:117:LEU:HD12	9	3.98
(2,15)	1:B:115:PHE:HB2	1:B:117:LEU:HD13	9	3.98
(2,13)	1:A:15:PHE:HB2	1:A:17:LEU:HD11	9	3.98
(2,13)	1:A:15:PHE:HB2	1:A:17:LEU:HD12	9	3.98
(2,13)	1:A:15:PHE:HB2	1:A:17:LEU:HD13	9	3.98
(2,9)	1:A:15:PHE:HB2	1:A:17:LEU:HD11	7	3.97
(2,9)	1:A:15:PHE:HB2	1:A:17:LEU:HD12	7	3.97
(2,9)	1:A:15:PHE:HB2	1:A:17:LEU:HD13	7	3.97
(2,199)	1:A:18:ILE:HD11	1:B:118:ILE:HB	19	3.97
(2,199)	1:A:18:ILE:HD12	1:B:118:ILE:HB	19	3.97
(2,199)	1:A:18:ILE:HD13	1:B:118:ILE:HB	19	3.97
(2,13)	1:A:15:PHE:HB2	1:A:17:LEU:HD11	13	3.97
(2,13)	1:A:15:PHE:HB2	1:A:17:LEU:HD12	13	3.97
(2,13)	1:A:15:PHE:HB2	1:A:17:LEU:HD13	13	3.97
(2,9)	1:A:15:PHE:HB2	1:A:17:LEU:HD11	9	3.96
(2,9)	1:A:15:PHE:HB2	1:A:17:LEU:HD12	9	3.96
(2,9)	1:A:15:PHE:HB2	1:A:17:LEU:HD13	9	3.96
(2,199)	1:A:18:ILE:HD11	1:B:118:ILE:HB	14	3.96
(2,199)	1:A:18:ILE:HD12	1:B:118:ILE:HB	14	3.96
(2,199)	1:A:18:ILE:HD13	1:B:118:ILE:HB	14	3.96
(2,197)	1:A:18:ILE:HB	1:B:118:ILE:HD11	19	3.96
(2,197)	1:A:18:ILE:HB	1:B:118:ILE:HD12	19	3.96

Continued on next page...

Continued from previous page...

Key	Atom-1	Atom-2	Model ID	Violation (Å)
(2,197)	1:A:18:ILE:HB	1:B:118:ILE:HD13	19	3.96
(2,11)	1:B:115:PHE:HB2	1:B:117:LEU:HD11	9	3.96
(2,11)	1:B:115:PHE:HB2	1:B:117:LEU:HD12	9	3.96
(2,11)	1:B:115:PHE:HB2	1:B:117:LEU:HD13	9	3.96
(2,9)	1:A:15:PHE:HB2	1:A:17:LEU:HD11	13	3.95
(2,9)	1:A:15:PHE:HB2	1:A:17:LEU:HD12	13	3.95
(2,9)	1:A:15:PHE:HB2	1:A:17:LEU:HD13	13	3.95
(2,197)	1:A:18:ILE:HB	1:B:118:ILE:HD11	14	3.95
(2,197)	1:A:18:ILE:HB	1:B:118:ILE:HD12	14	3.95
(2,197)	1:A:18:ILE:HB	1:B:118:ILE:HD13	14	3.95
(2,59)	1:B:115:PHE:HD1	1:B:117:LEU:HB2	1	3.93
(2,59)	1:B:115:PHE:HD2	1:B:117:LEU:HB2	1	3.93
(2,59)	1:B:115:PHE:HD1	1:B:117:LEU:HB2	15	3.93
(2,59)	1:B:115:PHE:HD2	1:B:117:LEU:HB2	15	3.93
(2,199)	1:A:18:ILE:HD11	1:B:118:ILE:HB	17	3.93
(2,199)	1:A:18:ILE:HD12	1:B:118:ILE:HB	17	3.93
(2,199)	1:A:18:ILE:HD13	1:B:118:ILE:HB	17	3.93
(2,13)	1:A:15:PHE:HB2	1:A:17:LEU:HD11	17	3.93
(2,13)	1:A:15:PHE:HB2	1:A:17:LEU:HD12	17	3.93
(2,13)	1:A:15:PHE:HB2	1:A:17:LEU:HD13	17	3.93
(2,59)	1:B:115:PHE:HD1	1:B:117:LEU:HB2	3	3.92
(2,59)	1:B:115:PHE:HD2	1:B:117:LEU:HB2	3	3.92
(2,59)	1:B:115:PHE:HD1	1:B:117:LEU:HB2	12	3.92
(2,59)	1:B:115:PHE:HD2	1:B:117:LEU:HB2	12	3.92
(2,9)	1:A:15:PHE:HB2	1:A:17:LEU:HD11	17	3.91
(2,9)	1:A:15:PHE:HB2	1:A:17:LEU:HD12	17	3.91
(2,9)	1:A:15:PHE:HB2	1:A:17:LEU:HD13	17	3.91
(2,59)	1:B:115:PHE:HD1	1:B:117:LEU:HB2	2	3.91
(2,59)	1:B:115:PHE:HD2	1:B:117:LEU:HB2	2	3.91
(2,57)	1:A:15:PHE:HD1	1:A:17:LEU:HB2	5	3.91
(2,57)	1:A:15:PHE:HD2	1:A:17:LEU:HB2	5	3.91
(2,57)	1:A:15:PHE:HD1	1:A:17:LEU:HB2	6	3.91
(2,57)	1:A:15:PHE:HD2	1:A:17:LEU:HB2	6	3.91
(2,57)	1:A:15:PHE:HD1	1:A:17:LEU:HB2	19	3.91
(2,57)	1:A:15:PHE:HD2	1:A:17:LEU:HB2	19	3.91
(2,59)	1:B:115:PHE:HD1	1:B:117:LEU:HB2	14	3.9
(2,59)	1:B:115:PHE:HD2	1:B:117:LEU:HB2	14	3.9
(2,59)	1:B:115:PHE:HD1	1:B:117:LEU:HB2	16	3.9
(2,59)	1:B:115:PHE:HD2	1:B:117:LEU:HB2	16	3.9
(2,57)	1:A:15:PHE:HD1	1:A:17:LEU:HB2	11	3.9
(2,57)	1:A:15:PHE:HD2	1:A:17:LEU:HB2	11	3.9
(2,197)	1:A:18:ILE:HB	1:B:118:ILE:HD11	7	3.9

Continued on next page...

Continued from previous page...

Key	Atom-1	Atom-2	Model ID	Violation (Å)
(2,197)	1:A:18:ILE:HB	1:B:118:ILE:HD12	7	3.9
(2,197)	1:A:18:ILE:HB	1:B:118:ILE:HD13	7	3.9
(2,59)	1:B:115:PHE:HD1	1:B:117:LEU:HB2	8	3.89
(2,59)	1:B:115:PHE:HD2	1:B:117:LEU:HB2	8	3.89
(2,197)	1:A:18:ILE:HB	1:B:118:ILE:HD11	9	3.88
(2,197)	1:A:18:ILE:HB	1:B:118:ILE:HD12	9	3.88
(2,197)	1:A:18:ILE:HB	1:B:118:ILE:HD13	9	3.88
(2,59)	1:B:115:PHE:HD1	1:B:117:LEU:HB2	4	3.87
(2,59)	1:B:115:PHE:HD2	1:B:117:LEU:HB2	4	3.87
(2,59)	1:B:115:PHE:HD1	1:B:117:LEU:HB2	10	3.87
(2,59)	1:B:115:PHE:HD2	1:B:117:LEU:HB2	10	3.87
(2,197)	1:A:18:ILE:HB	1:B:118:ILE:HD11	11	3.87
(2,197)	1:A:18:ILE:HB	1:B:118:ILE:HD12	11	3.87
(2,197)	1:A:18:ILE:HB	1:B:118:ILE:HD13	11	3.87
(2,8)	1:A:15:PHE:HB2	1:B:117:LEU:HD21	3	3.86
(2,8)	1:A:15:PHE:HB2	1:B:117:LEU:HD22	3	3.86
(2,8)	1:A:15:PHE:HB2	1:B:117:LEU:HD23	3	3.86
(2,59)	1:B:115:PHE:HD1	1:B:117:LEU:HB2	7	3.86
(2,59)	1:B:115:PHE:HD2	1:B:117:LEU:HB2	7	3.86
(2,59)	1:B:115:PHE:HD1	1:B:117:LEU:HB2	13	3.86
(2,59)	1:B:115:PHE:HD2	1:B:117:LEU:HB2	13	3.86
(2,2)	1:A:15:PHE:HB2	1:B:117:LEU:HD21	3	3.86
(2,2)	1:A:15:PHE:HB2	1:B:117:LEU:HD22	3	3.86
(2,2)	1:A:15:PHE:HB2	1:B:117:LEU:HD23	3	3.86
(2,8)	1:A:15:PHE:HB2	1:B:117:LEU:HD21	2	3.85
(2,8)	1:A:15:PHE:HB2	1:B:117:LEU:HD22	2	3.85
(2,8)	1:A:15:PHE:HB2	1:B:117:LEU:HD23	2	3.85
(2,8)	1:A:15:PHE:HB2	1:B:117:LEU:HD21	12	3.85
(2,8)	1:A:15:PHE:HB2	1:B:117:LEU:HD22	12	3.85
(2,8)	1:A:15:PHE:HB2	1:B:117:LEU:HD23	12	3.85
(2,8)	1:A:15:PHE:HB2	1:B:117:LEU:HD21	15	3.85
(2,8)	1:A:15:PHE:HB2	1:B:117:LEU:HD22	15	3.85
(2,8)	1:A:15:PHE:HB2	1:B:117:LEU:HD23	15	3.85
(2,6)	1:A:17:LEU:HD21	1:B:115:PHE:HB2	6	3.85
(2,6)	1:A:17:LEU:HD22	1:B:115:PHE:HB2	6	3.85
(2,6)	1:A:17:LEU:HD23	1:B:115:PHE:HB2	6	3.85
(2,59)	1:B:115:PHE:HD1	1:B:117:LEU:HB2	20	3.85
(2,59)	1:B:115:PHE:HD2	1:B:117:LEU:HB2	20	3.85
(2,57)	1:A:15:PHE:HD1	1:A:17:LEU:HB2	4	3.85
(2,57)	1:A:15:PHE:HD2	1:A:17:LEU:HB2	4	3.85
(2,57)	1:A:15:PHE:HD1	1:A:17:LEU:HB2	10	3.85
(2,57)	1:A:15:PHE:HD2	1:A:17:LEU:HB2	10	3.85

Continued on next page...

Continued from previous page...

Key	Atom-1	Atom-2	Model ID	Violation (Å)
(2,40)	1:A:17:LEU:HB2	1:B:115:PHE:HB3	14	3.85
(2,4)	1:A:17:LEU:HD21	1:B:115:PHE:HB2	6	3.85
(2,4)	1:A:17:LEU:HD22	1:B:115:PHE:HB2	6	3.85
(2,4)	1:A:17:LEU:HD23	1:B:115:PHE:HB2	6	3.85
(2,34)	1:A:17:LEU:HB2	1:B:115:PHE:HB3	14	3.85
(2,2)	1:A:15:PHE:HB2	1:B:117:LEU:HD21	2	3.85
(2,2)	1:A:15:PHE:HB2	1:B:117:LEU:HD22	2	3.85
(2,2)	1:A:15:PHE:HB2	1:B:117:LEU:HD23	2	3.85
(2,2)	1:A:15:PHE:HB2	1:B:117:LEU:HD21	12	3.85
(2,2)	1:A:15:PHE:HB2	1:B:117:LEU:HD22	12	3.85
(2,2)	1:A:15:PHE:HB2	1:B:117:LEU:HD23	12	3.85
(2,2)	1:A:15:PHE:HB2	1:B:117:LEU:HD21	15	3.85
(2,2)	1:A:15:PHE:HB2	1:B:117:LEU:HD22	15	3.85
(2,2)	1:A:15:PHE:HB2	1:B:117:LEU:HD23	15	3.85
(2,40)	1:A:17:LEU:HB2	1:B:115:PHE:HB3	17	3.84
(2,34)	1:A:17:LEU:HB2	1:B:115:PHE:HB3	17	3.84
(2,199)	1:A:18:ILE:HD11	1:B:118:ILE:HB	9	3.84
(2,199)	1:A:18:ILE:HD12	1:B:118:ILE:HB	9	3.84
(2,199)	1:A:18:ILE:HD13	1:B:118:ILE:HB	9	3.84
(2,8)	1:A:15:PHE:HB2	1:B:117:LEU:HD21	1	3.83
(2,8)	1:A:15:PHE:HB2	1:B:117:LEU:HD22	1	3.83
(2,8)	1:A:15:PHE:HB2	1:B:117:LEU:HD23	1	3.83
(2,6)	1:A:17:LEU:HD21	1:B:115:PHE:HB2	5	3.83
(2,6)	1:A:17:LEU:HD22	1:B:115:PHE:HB2	5	3.83
(2,6)	1:A:17:LEU:HD23	1:B:115:PHE:HB2	5	3.83
(2,59)	1:B:115:PHE:HD1	1:B:117:LEU:HB2	18	3.83
(2,59)	1:B:115:PHE:HD2	1:B:117:LEU:HB2	18	3.83
(2,4)	1:A:17:LEU:HD21	1:B:115:PHE:HB2	5	3.83
(2,4)	1:A:17:LEU:HD22	1:B:115:PHE:HB2	5	3.83
(2,4)	1:A:17:LEU:HD23	1:B:115:PHE:HB2	5	3.83
(2,38)	1:A:15:PHE:HB3	1:B:117:LEU:HB2	17	3.83
(2,36)	1:A:15:PHE:HB3	1:B:117:LEU:HB2	17	3.83
(2,2)	1:A:15:PHE:HB2	1:B:117:LEU:HD21	1	3.83
(2,2)	1:A:15:PHE:HB2	1:B:117:LEU:HD22	1	3.83
(2,2)	1:A:15:PHE:HB2	1:B:117:LEU:HD23	1	3.83
(2,6)	1:A:17:LEU:HD21	1:B:115:PHE:HB2	19	3.82
(2,6)	1:A:17:LEU:HD22	1:B:115:PHE:HB2	19	3.82
(2,6)	1:A:17:LEU:HD23	1:B:115:PHE:HB2	19	3.82
(2,40)	1:A:17:LEU:HB2	1:B:115:PHE:HB3	3	3.82
(2,40)	1:A:17:LEU:HB2	1:B:115:PHE:HB3	7	3.82
(2,40)	1:A:17:LEU:HB2	1:B:115:PHE:HB3	8	3.82
(2,40)	1:A:17:LEU:HB2	1:B:115:PHE:HB3	13	3.82

Continued on next page...

Continued from previous page...

Key	Atom-1	Atom-2	Model ID	Violation (Å)
(2,40)	1:A:17:LEU:HB2	1:B:115:PHE:HB3	16	3.82
(2,4)	1:A:17:LEU:HD21	1:B:115:PHE:HB2	19	3.82
(2,4)	1:A:17:LEU:HD22	1:B:115:PHE:HB2	19	3.82
(2,4)	1:A:17:LEU:HD23	1:B:115:PHE:HB2	19	3.82
(2,399)	1:A:18:ILE:HG21	1:B:118:ILE:HG13	17	3.82
(2,399)	1:A:18:ILE:HG22	1:B:118:ILE:HG13	17	3.82
(2,399)	1:A:18:ILE:HG23	1:B:118:ILE:HG13	17	3.82
(2,38)	1:A:15:PHE:HB3	1:B:117:LEU:HB2	5	3.82
(2,38)	1:A:15:PHE:HB3	1:B:117:LEU:HB2	6	3.82
(2,38)	1:A:15:PHE:HB3	1:B:117:LEU:HB2	9	3.82
(2,38)	1:A:15:PHE:HB3	1:B:117:LEU:HB2	14	3.82
(2,36)	1:A:15:PHE:HB3	1:B:117:LEU:HB2	5	3.82
(2,36)	1:A:15:PHE:HB3	1:B:117:LEU:HB2	6	3.82
(2,36)	1:A:15:PHE:HB3	1:B:117:LEU:HB2	9	3.82
(2,36)	1:A:15:PHE:HB3	1:B:117:LEU:HB2	14	3.82
(2,34)	1:A:17:LEU:HB2	1:B:115:PHE:HB3	3	3.82
(2,34)	1:A:17:LEU:HB2	1:B:115:PHE:HB3	7	3.82
(2,34)	1:A:17:LEU:HB2	1:B:115:PHE:HB3	8	3.82
(2,34)	1:A:17:LEU:HB2	1:B:115:PHE:HB3	13	3.82
(2,34)	1:A:17:LEU:HB2	1:B:115:PHE:HB3	16	3.82
(2,8)	1:A:15:PHE:HB2	1:B:117:LEU:HD21	8	3.81
(2,8)	1:A:15:PHE:HB2	1:B:117:LEU:HD22	8	3.81
(2,8)	1:A:15:PHE:HB2	1:B:117:LEU:HD23	8	3.81
(2,8)	1:A:15:PHE:HB2	1:B:117:LEU:HD21	18	3.81
(2,8)	1:A:15:PHE:HB2	1:B:117:LEU:HD22	18	3.81
(2,8)	1:A:15:PHE:HB2	1:B:117:LEU:HD23	18	3.81
(2,8)	1:A:15:PHE:HB2	1:B:117:LEU:HD21	20	3.81
(2,8)	1:A:15:PHE:HB2	1:B:117:LEU:HD22	20	3.81
(2,8)	1:A:15:PHE:HB2	1:B:117:LEU:HD23	20	3.81
(2,6)	1:A:17:LEU:HD21	1:B:115:PHE:HB2	17	3.81
(2,6)	1:A:17:LEU:HD22	1:B:115:PHE:HB2	17	3.81
(2,6)	1:A:17:LEU:HD23	1:B:115:PHE:HB2	17	3.81
(2,40)	1:A:17:LEU:HB2	1:B:115:PHE:HB3	1	3.81
(2,40)	1:A:17:LEU:HB2	1:B:115:PHE:HB3	2	3.81
(2,40)	1:A:17:LEU:HB2	1:B:115:PHE:HB3	9	3.81
(2,40)	1:A:17:LEU:HB2	1:B:115:PHE:HB3	12	3.81
(2,40)	1:A:17:LEU:HB2	1:B:115:PHE:HB3	15	3.81
(2,40)	1:A:17:LEU:HB2	1:B:115:PHE:HB3	19	3.81
(2,40)	1:A:17:LEU:HB2	1:B:115:PHE:HB3	20	3.81
(2,4)	1:A:17:LEU:HD21	1:B:115:PHE:HB2	17	3.81
(2,4)	1:A:17:LEU:HD22	1:B:115:PHE:HB2	17	3.81
(2,4)	1:A:17:LEU:HD23	1:B:115:PHE:HB2	17	3.81

Continued on next page...

Continued from previous page...

Key	Atom-1	Atom-2	Model ID	Violation (Å)
(2,399)	1:A:18:ILE:HG21	1:B:118:ILE:HG13	14	3.81
(2,399)	1:A:18:ILE:HG22	1:B:118:ILE:HG13	14	3.81
(2,399)	1:A:18:ILE:HG23	1:B:118:ILE:HG13	14	3.81
(2,38)	1:A:15:PHE:HB3	1:B:117:LEU:HB2	1	3.81
(2,38)	1:A:15:PHE:HB3	1:B:117:LEU:HB2	7	3.81
(2,38)	1:A:15:PHE:HB3	1:B:117:LEU:HB2	11	3.81
(2,38)	1:A:15:PHE:HB3	1:B:117:LEU:HB2	12	3.81
(2,38)	1:A:15:PHE:HB3	1:B:117:LEU:HB2	13	3.81
(2,38)	1:A:15:PHE:HB3	1:B:117:LEU:HB2	15	3.81
(2,38)	1:A:15:PHE:HB3	1:B:117:LEU:HB2	16	3.81
(2,38)	1:A:15:PHE:HB3	1:B:117:LEU:HB2	18	3.81
(2,38)	1:A:15:PHE:HB3	1:B:117:LEU:HB2	19	3.81
(2,36)	1:A:15:PHE:HB3	1:B:117:LEU:HB2	1	3.81
(2,36)	1:A:15:PHE:HB3	1:B:117:LEU:HB2	7	3.81
(2,36)	1:A:15:PHE:HB3	1:B:117:LEU:HB2	11	3.81
(2,36)	1:A:15:PHE:HB3	1:B:117:LEU:HB2	12	3.81
(2,36)	1:A:15:PHE:HB3	1:B:117:LEU:HB2	13	3.81
(2,36)	1:A:15:PHE:HB3	1:B:117:LEU:HB2	15	3.81
(2,36)	1:A:15:PHE:HB3	1:B:117:LEU:HB2	16	3.81
(2,36)	1:A:15:PHE:HB3	1:B:117:LEU:HB2	18	3.81
(2,36)	1:A:15:PHE:HB3	1:B:117:LEU:HB2	19	3.81
(2,34)	1:A:17:LEU:HB2	1:B:115:PHE:HB3	1	3.81
(2,34)	1:A:17:LEU:HB2	1:B:115:PHE:HB3	2	3.81
(2,34)	1:A:17:LEU:HB2	1:B:115:PHE:HB3	9	3.81
(2,34)	1:A:17:LEU:HB2	1:B:115:PHE:HB3	12	3.81
(2,34)	1:A:17:LEU:HB2	1:B:115:PHE:HB3	15	3.81
(2,34)	1:A:17:LEU:HB2	1:B:115:PHE:HB3	19	3.81
(2,34)	1:A:17:LEU:HB2	1:B:115:PHE:HB3	20	3.81
(2,2)	1:A:15:PHE:HB2	1:B:117:LEU:HD21	8	3.81
(2,2)	1:A:15:PHE:HB2	1:B:117:LEU:HD22	8	3.81
(2,2)	1:A:15:PHE:HB2	1:B:117:LEU:HD23	8	3.81
(2,2)	1:A:15:PHE:HB2	1:B:117:LEU:HD21	18	3.81
(2,2)	1:A:15:PHE:HB2	1:B:117:LEU:HD22	18	3.81
(2,2)	1:A:15:PHE:HB2	1:B:117:LEU:HD23	18	3.81
(2,2)	1:A:15:PHE:HB2	1:B:117:LEU:HD21	20	3.81
(2,2)	1:A:15:PHE:HB2	1:B:117:LEU:HD22	20	3.81
(2,2)	1:A:15:PHE:HB2	1:B:117:LEU:HD23	20	3.81
(2,197)	1:A:18:ILE:HB	1:B:118:ILE:HD11	20	3.81
(2,197)	1:A:18:ILE:HB	1:B:118:ILE:HD12	20	3.81
(2,197)	1:A:18:ILE:HB	1:B:118:ILE:HD13	20	3.81
(2,8)	1:A:15:PHE:HB2	1:B:117:LEU:HD21	16	3.8
(2,8)	1:A:15:PHE:HB2	1:B:117:LEU:HD22	16	3.8

Continued on next page...

Continued from previous page...

Key	Atom-1	Atom-2	Model ID	Violation (Å)
(2,8)	1:A:15:PHE:HB2	1:B:117:LEU:HD23	16	3.8
(2,59)	1:B:115:PHE:HD1	1:B:117:LEU:HB2	6	3.8
(2,59)	1:B:115:PHE:HD2	1:B:117:LEU:HB2	6	3.8
(2,57)	1:A:15:PHE:HD1	1:A:17:LEU:HB2	3	3.8
(2,57)	1:A:15:PHE:HD2	1:A:17:LEU:HB2	3	3.8
(2,57)	1:A:15:PHE:HD1	1:A:17:LEU:HB2	15	3.8
(2,57)	1:A:15:PHE:HD2	1:A:17:LEU:HB2	15	3.8
(2,57)	1:A:15:PHE:HD1	1:A:17:LEU:HB2	18	3.8
(2,57)	1:A:15:PHE:HD2	1:A:17:LEU:HB2	18	3.8
(2,40)	1:A:17:LEU:HB2	1:B:115:PHE:HB3	4	3.8
(2,40)	1:A:17:LEU:HB2	1:B:115:PHE:HB3	5	3.8
(2,40)	1:A:17:LEU:HB2	1:B:115:PHE:HB3	6	3.8
(2,40)	1:A:17:LEU:HB2	1:B:115:PHE:HB3	10	3.8
(2,40)	1:A:17:LEU:HB2	1:B:115:PHE:HB3	11	3.8
(2,38)	1:A:15:PHE:HB3	1:B:117:LEU:HB2	2	3.8
(2,38)	1:A:15:PHE:HB3	1:B:117:LEU:HB2	4	3.8
(2,38)	1:A:15:PHE:HB3	1:B:117:LEU:HB2	10	3.8
(2,38)	1:A:15:PHE:HB3	1:B:117:LEU:HB2	20	3.8
(2,36)	1:A:15:PHE:HB3	1:B:117:LEU:HB2	2	3.8
(2,36)	1:A:15:PHE:HB3	1:B:117:LEU:HB2	4	3.8
(2,36)	1:A:15:PHE:HB3	1:B:117:LEU:HB2	10	3.8
(2,36)	1:A:15:PHE:HB3	1:B:117:LEU:HB2	20	3.8
(2,34)	1:A:17:LEU:HB2	1:B:115:PHE:HB3	4	3.8
(2,34)	1:A:17:LEU:HB2	1:B:115:PHE:HB3	5	3.8
(2,34)	1:A:17:LEU:HB2	1:B:115:PHE:HB3	6	3.8
(2,34)	1:A:17:LEU:HB2	1:B:115:PHE:HB3	10	3.8
(2,34)	1:A:17:LEU:HB2	1:B:115:PHE:HB3	11	3.8
(2,2)	1:A:15:PHE:HB2	1:B:117:LEU:HD21	16	3.8
(2,2)	1:A:15:PHE:HB2	1:B:117:LEU:HD22	16	3.8
(2,2)	1:A:15:PHE:HB2	1:B:117:LEU:HD23	16	3.8
(2,199)	1:A:18:ILE:HD11	1:B:118:ILE:HB	18	3.8
(2,199)	1:A:18:ILE:HD12	1:B:118:ILE:HB	18	3.8
(2,199)	1:A:18:ILE:HD13	1:B:118:ILE:HB	18	3.8
(2,59)	1:B:115:PHE:HD1	1:B:117:LEU:HB2	5	3.79
(2,59)	1:B:115:PHE:HD2	1:B:117:LEU:HB2	5	3.79
(2,57)	1:A:15:PHE:HD1	1:A:17:LEU:HB2	2	3.79
(2,57)	1:A:15:PHE:HD2	1:A:17:LEU:HB2	2	3.79
(2,57)	1:A:15:PHE:HD1	1:A:17:LEU:HB2	20	3.79
(2,57)	1:A:15:PHE:HD2	1:A:17:LEU:HB2	20	3.79
(2,40)	1:A:17:LEU:HB2	1:B:115:PHE:HB3	18	3.79
(2,38)	1:A:15:PHE:HB3	1:B:117:LEU:HB2	3	3.79
(2,38)	1:A:15:PHE:HB3	1:B:117:LEU:HB2	8	3.79

Continued on next page...

Continued from previous page...

Key	Atom-1	Atom-2	Model ID	Violation (Å)
(2,36)	1:A:15:PHE:HB3	1:B:117:LEU:HB2	3	3.79
(2,36)	1:A:15:PHE:HB3	1:B:117:LEU:HB2	8	3.79
(2,34)	1:A:17:LEU:HB2	1:B:115:PHE:HB3	18	3.79
(2,197)	1:A:18:ILE:HB	1:B:118:ILE:HD11	13	3.79
(2,197)	1:A:18:ILE:HB	1:B:118:ILE:HD12	13	3.79
(2,197)	1:A:18:ILE:HB	1:B:118:ILE:HD13	13	3.79
(2,8)	1:A:15:PHE:HB2	1:B:117:LEU:HD21	14	3.78
(2,8)	1:A:15:PHE:HB2	1:B:117:LEU:HD22	14	3.78
(2,8)	1:A:15:PHE:HB2	1:B:117:LEU:HD23	14	3.78
(2,6)	1:A:17:LEU:HD21	1:B:115:PHE:HB2	4	3.78
(2,6)	1:A:17:LEU:HD22	1:B:115:PHE:HB2	4	3.78
(2,6)	1:A:17:LEU:HD23	1:B:115:PHE:HB2	4	3.78
(2,6)	1:A:17:LEU:HD21	1:B:115:PHE:HB2	10	3.78
(2,6)	1:A:17:LEU:HD22	1:B:115:PHE:HB2	10	3.78
(2,6)	1:A:17:LEU:HD23	1:B:115:PHE:HB2	10	3.78
(2,57)	1:A:15:PHE:HD1	1:A:17:LEU:HB2	8	3.78
(2,57)	1:A:15:PHE:HD2	1:A:17:LEU:HB2	8	3.78
(2,57)	1:A:15:PHE:HD1	1:A:17:LEU:HB2	9	3.78
(2,57)	1:A:15:PHE:HD2	1:A:17:LEU:HB2	9	3.78
(2,57)	1:A:15:PHE:HD1	1:A:17:LEU:HB2	12	3.78
(2,57)	1:A:15:PHE:HD2	1:A:17:LEU:HB2	12	3.78
(2,57)	1:A:15:PHE:HD1	1:A:17:LEU:HB2	16	3.78
(2,57)	1:A:15:PHE:HD2	1:A:17:LEU:HB2	16	3.78
(2,4)	1:A:17:LEU:HD21	1:B:115:PHE:HB2	4	3.78
(2,4)	1:A:17:LEU:HD22	1:B:115:PHE:HB2	4	3.78
(2,4)	1:A:17:LEU:HD23	1:B:115:PHE:HB2	4	3.78
(2,4)	1:A:17:LEU:HD21	1:B:115:PHE:HB2	10	3.78
(2,4)	1:A:17:LEU:HD22	1:B:115:PHE:HB2	10	3.78
(2,4)	1:A:17:LEU:HD23	1:B:115:PHE:HB2	10	3.78
(2,399)	1:A:18:ILE:HG21	1:B:118:ILE:HG13	1	3.78
(2,399)	1:A:18:ILE:HG22	1:B:118:ILE:HG13	1	3.78
(2,399)	1:A:18:ILE:HG23	1:B:118:ILE:HG13	1	3.78
(2,2)	1:A:15:PHE:HB2	1:B:117:LEU:HD21	14	3.78
(2,2)	1:A:15:PHE:HB2	1:B:117:LEU:HD22	14	3.78
(2,2)	1:A:15:PHE:HB2	1:B:117:LEU:HD23	14	3.78
(2,8)	1:A:15:PHE:HB2	1:B:117:LEU:HD21	4	3.77
(2,8)	1:A:15:PHE:HB2	1:B:117:LEU:HD22	4	3.77
(2,8)	1:A:15:PHE:HB2	1:B:117:LEU:HD23	4	3.77
(2,8)	1:A:15:PHE:HB2	1:B:117:LEU:HD21	10	3.77
(2,8)	1:A:15:PHE:HB2	1:B:117:LEU:HD22	10	3.77
(2,8)	1:A:15:PHE:HB2	1:B:117:LEU:HD23	10	3.77
(2,59)	1:B:115:PHE:HD1	1:B:117:LEU:HB2	9	3.77

Continued on next page...

Continued from previous page...

Key	Atom-1	Atom-2	Model ID	Violation (Å)
(2,59)	1:B:115:PHE:HD2	1:B:117:LEU:HB2	9	3.77
(2,59)	1:B:115:PHE:HD1	1:B:117:LEU:HB2	19	3.77
(2,59)	1:B:115:PHE:HD2	1:B:117:LEU:HB2	19	3.77
(2,57)	1:A:15:PHE:HD1	1:A:17:LEU:HB2	1	3.77
(2,57)	1:A:15:PHE:HD2	1:A:17:LEU:HB2	1	3.77
(2,57)	1:A:15:PHE:HD1	1:A:17:LEU:HB2	17	3.77
(2,57)	1:A:15:PHE:HD2	1:A:17:LEU:HB2	17	3.77
(2,2)	1:A:15:PHE:HB2	1:B:117:LEU:HD21	4	3.77
(2,2)	1:A:15:PHE:HB2	1:B:117:LEU:HD22	4	3.77
(2,2)	1:A:15:PHE:HB2	1:B:117:LEU:HD23	4	3.77
(2,2)	1:A:15:PHE:HB2	1:B:117:LEU:HD21	10	3.77
(2,2)	1:A:15:PHE:HB2	1:B:117:LEU:HD22	10	3.77
(2,2)	1:A:15:PHE:HB2	1:B:117:LEU:HD23	10	3.77
(2,6)	1:A:17:LEU:HD21	1:B:115:PHE:HB2	14	3.76
(2,6)	1:A:17:LEU:HD22	1:B:115:PHE:HB2	14	3.76
(2,6)	1:A:17:LEU:HD23	1:B:115:PHE:HB2	14	3.76
(2,6)	1:A:17:LEU:HD21	1:B:115:PHE:HB2	20	3.76
(2,6)	1:A:17:LEU:HD22	1:B:115:PHE:HB2	20	3.76
(2,6)	1:A:17:LEU:HD23	1:B:115:PHE:HB2	20	3.76
(2,59)	1:B:115:PHE:HD1	1:B:117:LEU:HB2	17	3.76
(2,59)	1:B:115:PHE:HD2	1:B:117:LEU:HB2	17	3.76
(2,57)	1:A:15:PHE:HD1	1:A:17:LEU:HB2	14	3.76
(2,57)	1:A:15:PHE:HD2	1:A:17:LEU:HB2	14	3.76
(2,4)	1:A:17:LEU:HD21	1:B:115:PHE:HB2	14	3.76
(2,4)	1:A:17:LEU:HD22	1:B:115:PHE:HB2	14	3.76
(2,4)	1:A:17:LEU:HD23	1:B:115:PHE:HB2	14	3.76
(2,4)	1:A:17:LEU:HD21	1:B:115:PHE:HB2	20	3.76
(2,4)	1:A:17:LEU:HD22	1:B:115:PHE:HB2	20	3.76
(2,4)	1:A:17:LEU:HD23	1:B:115:PHE:HB2	20	3.76
(2,399)	1:A:18:ILE:HG21	1:B:118:ILE:HG13	3	3.76
(2,399)	1:A:18:ILE:HG22	1:B:118:ILE:HG13	3	3.76
(2,399)	1:A:18:ILE:HG23	1:B:118:ILE:HG13	3	3.76
(2,399)	1:A:18:ILE:HG21	1:B:118:ILE:HG13	7	3.76
(2,399)	1:A:18:ILE:HG22	1:B:118:ILE:HG13	7	3.76
(2,399)	1:A:18:ILE:HG23	1:B:118:ILE:HG13	7	3.76
(2,399)	1:A:18:ILE:HG21	1:B:118:ILE:HG13	9	3.76
(2,399)	1:A:18:ILE:HG22	1:B:118:ILE:HG13	9	3.76
(2,399)	1:A:18:ILE:HG23	1:B:118:ILE:HG13	9	3.76
(2,399)	1:A:18:ILE:HG21	1:B:118:ILE:HG13	12	3.76
(2,399)	1:A:18:ILE:HG22	1:B:118:ILE:HG13	12	3.76
(2,399)	1:A:18:ILE:HG23	1:B:118:ILE:HG13	12	3.76
(2,397)	1:A:18:ILE:HG13	1:B:118:ILE:HG21	5	3.76

Continued on next page...

Continued from previous page...

Key	Atom-1	Atom-2	Model ID	Violation (Å)
(2,397)	1:A:18:ILE:HG13	1:B:118:ILE:HG22	5	3.76
(2,397)	1:A:18:ILE:HG13	1:B:118:ILE:HG23	5	3.76
(2,8)	1:A:15:PHE:HB2	1:B:117:LEU:HD21	5	3.75
(2,8)	1:A:15:PHE:HB2	1:B:117:LEU:HD22	5	3.75
(2,8)	1:A:15:PHE:HB2	1:B:117:LEU:HD23	5	3.75
(2,8)	1:A:15:PHE:HB2	1:B:117:LEU:HD21	7	3.75
(2,8)	1:A:15:PHE:HB2	1:B:117:LEU:HD22	7	3.75
(2,8)	1:A:15:PHE:HB2	1:B:117:LEU:HD23	7	3.75
(2,8)	1:A:15:PHE:HB2	1:B:117:LEU:HD21	13	3.75
(2,8)	1:A:15:PHE:HB2	1:B:117:LEU:HD22	13	3.75
(2,8)	1:A:15:PHE:HB2	1:B:117:LEU:HD23	13	3.75
(2,6)	1:A:17:LEU:HD21	1:B:115:PHE:HB2	12	3.75
(2,6)	1:A:17:LEU:HD22	1:B:115:PHE:HB2	12	3.75
(2,6)	1:A:17:LEU:HD23	1:B:115:PHE:HB2	12	3.75
(2,6)	1:A:17:LEU:HD21	1:B:115:PHE:HB2	18	3.75
(2,6)	1:A:17:LEU:HD22	1:B:115:PHE:HB2	18	3.75
(2,6)	1:A:17:LEU:HD23	1:B:115:PHE:HB2	18	3.75
(2,59)	1:B:115:PHE:HD1	1:B:117:LEU:HB2	11	3.75
(2,59)	1:B:115:PHE:HD2	1:B:117:LEU:HB2	11	3.75
(2,57)	1:A:15:PHE:HD1	1:A:17:LEU:HB2	13	3.75
(2,57)	1:A:15:PHE:HD2	1:A:17:LEU:HB2	13	3.75
(2,4)	1:A:17:LEU:HD21	1:B:115:PHE:HB2	12	3.75
(2,4)	1:A:17:LEU:HD22	1:B:115:PHE:HB2	12	3.75
(2,4)	1:A:17:LEU:HD23	1:B:115:PHE:HB2	12	3.75
(2,4)	1:A:17:LEU:HD21	1:B:115:PHE:HB2	18	3.75
(2,4)	1:A:17:LEU:HD22	1:B:115:PHE:HB2	18	3.75
(2,4)	1:A:17:LEU:HD23	1:B:115:PHE:HB2	18	3.75
(2,399)	1:A:18:ILE:HG21	1:B:118:ILE:HG13	2	3.75
(2,399)	1:A:18:ILE:HG22	1:B:118:ILE:HG13	2	3.75
(2,399)	1:A:18:ILE:HG23	1:B:118:ILE:HG13	2	3.75
(2,399)	1:A:18:ILE:HG21	1:B:118:ILE:HG13	8	3.75
(2,399)	1:A:18:ILE:HG22	1:B:118:ILE:HG13	8	3.75
(2,399)	1:A:18:ILE:HG23	1:B:118:ILE:HG13	8	3.75
(2,399)	1:A:18:ILE:HG21	1:B:118:ILE:HG13	13	3.75
(2,399)	1:A:18:ILE:HG22	1:B:118:ILE:HG13	13	3.75
(2,399)	1:A:18:ILE:HG23	1:B:118:ILE:HG13	13	3.75
(2,399)	1:A:18:ILE:HG21	1:B:118:ILE:HG13	15	3.75
(2,399)	1:A:18:ILE:HG22	1:B:118:ILE:HG13	15	3.75
(2,399)	1:A:18:ILE:HG23	1:B:118:ILE:HG13	15	3.75
(2,397)	1:A:18:ILE:HG13	1:B:118:ILE:HG21	6	3.75
(2,397)	1:A:18:ILE:HG13	1:B:118:ILE:HG22	6	3.75
(2,397)	1:A:18:ILE:HG13	1:B:118:ILE:HG23	6	3.75

Continued on next page...

Continued from previous page...

Key	Atom-1	Atom-2	Model ID	Violation (Å)
(2,397)	1:A:18:ILE:HG13	1:B:118:ILE:HG21	19	3.75
(2,397)	1:A:18:ILE:HG13	1:B:118:ILE:HG22	19	3.75
(2,397)	1:A:18:ILE:HG13	1:B:118:ILE:HG23	19	3.75
(2,2)	1:A:15:PHE:HB2	1:B:117:LEU:HD21	5	3.75
(2,2)	1:A:15:PHE:HB2	1:B:117:LEU:HD22	5	3.75
(2,2)	1:A:15:PHE:HB2	1:B:117:LEU:HD23	5	3.75
(2,2)	1:A:15:PHE:HB2	1:B:117:LEU:HD21	7	3.75
(2,2)	1:A:15:PHE:HB2	1:B:117:LEU:HD22	7	3.75
(2,2)	1:A:15:PHE:HB2	1:B:117:LEU:HD23	7	3.75
(2,2)	1:A:15:PHE:HB2	1:B:117:LEU:HD21	13	3.75
(2,2)	1:A:15:PHE:HB2	1:B:117:LEU:HD22	13	3.75
(2,2)	1:A:15:PHE:HB2	1:B:117:LEU:HD23	13	3.75
(2,8)	1:A:15:PHE:HB2	1:B:117:LEU:HD21	6	3.74
(2,8)	1:A:15:PHE:HB2	1:B:117:LEU:HD22	6	3.74
(2,8)	1:A:15:PHE:HB2	1:B:117:LEU:HD23	6	3.74
(2,6)	1:A:17:LEU:HD21	1:B:115:PHE:HB2	1	3.74
(2,6)	1:A:17:LEU:HD22	1:B:115:PHE:HB2	1	3.74
(2,6)	1:A:17:LEU:HD23	1:B:115:PHE:HB2	1	3.74
(2,6)	1:A:17:LEU:HD21	1:B:115:PHE:HB2	2	3.74
(2,6)	1:A:17:LEU:HD22	1:B:115:PHE:HB2	2	3.74
(2,6)	1:A:17:LEU:HD23	1:B:115:PHE:HB2	2	3.74
(2,6)	1:A:17:LEU:HD21	1:B:115:PHE:HB2	3	3.74
(2,6)	1:A:17:LEU:HD22	1:B:115:PHE:HB2	3	3.74
(2,6)	1:A:17:LEU:HD23	1:B:115:PHE:HB2	3	3.74
(2,6)	1:A:17:LEU:HD21	1:B:115:PHE:HB2	9	3.74
(2,6)	1:A:17:LEU:HD22	1:B:115:PHE:HB2	9	3.74
(2,6)	1:A:17:LEU:HD23	1:B:115:PHE:HB2	9	3.74
(2,6)	1:A:17:LEU:HD21	1:B:115:PHE:HB2	15	3.74
(2,6)	1:A:17:LEU:HD22	1:B:115:PHE:HB2	15	3.74
(2,6)	1:A:17:LEU:HD23	1:B:115:PHE:HB2	15	3.74
(2,4)	1:A:17:LEU:HD21	1:B:115:PHE:HB2	1	3.74
(2,4)	1:A:17:LEU:HD22	1:B:115:PHE:HB2	1	3.74
(2,4)	1:A:17:LEU:HD23	1:B:115:PHE:HB2	1	3.74
(2,4)	1:A:17:LEU:HD21	1:B:115:PHE:HB2	2	3.74
(2,4)	1:A:17:LEU:HD22	1:B:115:PHE:HB2	2	3.74
(2,4)	1:A:17:LEU:HD23	1:B:115:PHE:HB2	2	3.74
(2,4)	1:A:17:LEU:HD21	1:B:115:PHE:HB2	3	3.74
(2,4)	1:A:17:LEU:HD22	1:B:115:PHE:HB2	3	3.74
(2,4)	1:A:17:LEU:HD23	1:B:115:PHE:HB2	3	3.74
(2,4)	1:A:17:LEU:HD21	1:B:115:PHE:HB2	9	3.74
(2,4)	1:A:17:LEU:HD22	1:B:115:PHE:HB2	9	3.74
(2,4)	1:A:17:LEU:HD23	1:B:115:PHE:HB2	9	3.74

Continued on next page...

Continued from previous page...

Key	Atom-1	Atom-2	Model ID	Violation (Å)
(2,4)	1:A:17:LEU:HD21	1:B:115:PHE:HB2	15	3.74
(2,4)	1:A:17:LEU:HD22	1:B:115:PHE:HB2	15	3.74
(2,4)	1:A:17:LEU:HD23	1:B:115:PHE:HB2	15	3.74
(2,399)	1:A:18:ILE:HG21	1:B:118:ILE:HG13	16	3.74
(2,399)	1:A:18:ILE:HG22	1:B:118:ILE:HG13	16	3.74
(2,399)	1:A:18:ILE:HG23	1:B:118:ILE:HG13	16	3.74
(2,397)	1:A:18:ILE:HG13	1:B:118:ILE:HG21	7	3.74
(2,397)	1:A:18:ILE:HG13	1:B:118:ILE:HG22	7	3.74
(2,397)	1:A:18:ILE:HG13	1:B:118:ILE:HG23	7	3.74
(2,2)	1:A:15:PHE:HB2	1:B:117:LEU:HD21	6	3.74
(2,2)	1:A:15:PHE:HB2	1:B:117:LEU:HD22	6	3.74
(2,2)	1:A:15:PHE:HB2	1:B:117:LEU:HD23	6	3.74
(2,6)	1:A:17:LEU:HD21	1:B:115:PHE:HB2	8	3.73
(2,6)	1:A:17:LEU:HD22	1:B:115:PHE:HB2	8	3.73
(2,6)	1:A:17:LEU:HD23	1:B:115:PHE:HB2	8	3.73
(2,6)	1:A:17:LEU:HD21	1:B:115:PHE:HB2	13	3.73
(2,6)	1:A:17:LEU:HD22	1:B:115:PHE:HB2	13	3.73
(2,6)	1:A:17:LEU:HD23	1:B:115:PHE:HB2	13	3.73
(2,57)	1:A:15:PHE:HD1	1:A:17:LEU:HB2	7	3.73
(2,57)	1:A:15:PHE:HD2	1:A:17:LEU:HB2	7	3.73
(2,4)	1:A:17:LEU:HD21	1:B:115:PHE:HB2	8	3.73
(2,4)	1:A:17:LEU:HD22	1:B:115:PHE:HB2	8	3.73
(2,4)	1:A:17:LEU:HD23	1:B:115:PHE:HB2	8	3.73
(2,4)	1:A:17:LEU:HD21	1:B:115:PHE:HB2	13	3.73
(2,4)	1:A:17:LEU:HD22	1:B:115:PHE:HB2	13	3.73
(2,4)	1:A:17:LEU:HD23	1:B:115:PHE:HB2	13	3.73
(2,399)	1:A:18:ILE:HG21	1:B:118:ILE:HG13	4	3.73
(2,399)	1:A:18:ILE:HG22	1:B:118:ILE:HG13	4	3.73
(2,399)	1:A:18:ILE:HG23	1:B:118:ILE:HG13	4	3.73
(2,399)	1:A:18:ILE:HG21	1:B:118:ILE:HG13	10	3.73
(2,399)	1:A:18:ILE:HG22	1:B:118:ILE:HG13	10	3.73
(2,399)	1:A:18:ILE:HG23	1:B:118:ILE:HG13	10	3.73
(2,397)	1:A:18:ILE:HG13	1:B:118:ILE:HG21	9	3.73
(2,397)	1:A:18:ILE:HG13	1:B:118:ILE:HG22	9	3.73
(2,397)	1:A:18:ILE:HG13	1:B:118:ILE:HG23	9	3.73
(2,397)	1:A:18:ILE:HG13	1:B:118:ILE:HG21	10	3.73
(2,397)	1:A:18:ILE:HG13	1:B:118:ILE:HG22	10	3.73
(2,397)	1:A:18:ILE:HG13	1:B:118:ILE:HG23	10	3.73
(2,397)	1:A:18:ILE:HG13	1:B:118:ILE:HG21	16	3.73
(2,397)	1:A:18:ILE:HG13	1:B:118:ILE:HG22	16	3.73
(2,397)	1:A:18:ILE:HG13	1:B:118:ILE:HG23	16	3.73
(2,8)	1:A:15:PHE:HB2	1:B:117:LEU:HD21	19	3.72

Continued on next page...

Continued from previous page...

Key	Atom-1	Atom-2	Model ID	Violation (Å)
(2,8)	1:A:15:PHE:HB2	1:B:117:LEU:HD22	19	3.72
(2,8)	1:A:15:PHE:HB2	1:B:117:LEU:HD23	19	3.72
(2,397)	1:A:18:ILE:HG13	1:B:118:ILE:HG21	4	3.72
(2,397)	1:A:18:ILE:HG13	1:B:118:ILE:HG22	4	3.72
(2,397)	1:A:18:ILE:HG13	1:B:118:ILE:HG23	4	3.72
(2,397)	1:A:18:ILE:HG13	1:B:118:ILE:HG21	8	3.72
(2,397)	1:A:18:ILE:HG13	1:B:118:ILE:HG22	8	3.72
(2,397)	1:A:18:ILE:HG13	1:B:118:ILE:HG23	8	3.72
(2,2)	1:A:15:PHE:HB2	1:B:117:LEU:HD21	19	3.72
(2,2)	1:A:15:PHE:HB2	1:B:117:LEU:HD22	19	3.72
(2,2)	1:A:15:PHE:HB2	1:B:117:LEU:HD23	19	3.72
(2,115)	1:A:18:ILE:HG21	1:B:118:ILE:HG12	14	3.72
(2,115)	1:A:18:ILE:HG22	1:B:118:ILE:HG12	14	3.72
(2,115)	1:A:18:ILE:HG23	1:B:118:ILE:HG12	14	3.72
(2,6)	1:A:17:LEU:HD21	1:B:115:PHE:HB2	16	3.71
(2,6)	1:A:17:LEU:HD22	1:B:115:PHE:HB2	16	3.71
(2,6)	1:A:17:LEU:HD23	1:B:115:PHE:HB2	16	3.71
(2,4)	1:A:17:LEU:HD21	1:B:115:PHE:HB2	16	3.71
(2,4)	1:A:17:LEU:HD22	1:B:115:PHE:HB2	16	3.71
(2,4)	1:A:17:LEU:HD23	1:B:115:PHE:HB2	16	3.71
(2,399)	1:A:18:ILE:HG21	1:B:118:ILE:HG13	6	3.71
(2,399)	1:A:18:ILE:HG22	1:B:118:ILE:HG13	6	3.71
(2,399)	1:A:18:ILE:HG23	1:B:118:ILE:HG13	6	3.71
(2,399)	1:A:18:ILE:HG21	1:B:118:ILE:HG13	19	3.71
(2,399)	1:A:18:ILE:HG22	1:B:118:ILE:HG13	19	3.71
(2,399)	1:A:18:ILE:HG23	1:B:118:ILE:HG13	19	3.71
(2,397)	1:A:18:ILE:HG13	1:B:118:ILE:HG21	2	3.71
(2,397)	1:A:18:ILE:HG13	1:B:118:ILE:HG22	2	3.71
(2,397)	1:A:18:ILE:HG13	1:B:118:ILE:HG23	2	3.71
(2,397)	1:A:18:ILE:HG13	1:B:118:ILE:HG21	3	3.71
(2,397)	1:A:18:ILE:HG13	1:B:118:ILE:HG22	3	3.71
(2,397)	1:A:18:ILE:HG13	1:B:118:ILE:HG23	3	3.71
(2,397)	1:A:18:ILE:HG13	1:B:118:ILE:HG21	15	3.71
(2,397)	1:A:18:ILE:HG13	1:B:118:ILE:HG22	15	3.71
(2,397)	1:A:18:ILE:HG13	1:B:118:ILE:HG23	15	3.71
(2,115)	1:A:18:ILE:HG21	1:B:118:ILE:HG12	1	3.71
(2,115)	1:A:18:ILE:HG22	1:B:118:ILE:HG12	1	3.71
(2,115)	1:A:18:ILE:HG23	1:B:118:ILE:HG12	1	3.71
(2,115)	1:A:18:ILE:HG21	1:B:118:ILE:HG12	2	3.71
(2,115)	1:A:18:ILE:HG22	1:B:118:ILE:HG12	2	3.71
(2,115)	1:A:18:ILE:HG23	1:B:118:ILE:HG12	2	3.71
(2,115)	1:A:18:ILE:HG21	1:B:118:ILE:HG12	3	3.71

Continued on next page...

Continued from previous page...

Key	Atom-1	Atom-2	Model ID	Violation (Å)
(2,115)	1:A:18:ILE:HG22	1:B:118:ILE:HG12	3	3.71
(2,115)	1:A:18:ILE:HG23	1:B:118:ILE:HG12	3	3.71
(2,115)	1:A:18:ILE:HG21	1:B:118:ILE:HG12	4	3.71
(2,115)	1:A:18:ILE:HG22	1:B:118:ILE:HG12	4	3.71
(2,115)	1:A:18:ILE:HG23	1:B:118:ILE:HG12	4	3.71
(2,115)	1:A:18:ILE:HG21	1:B:118:ILE:HG12	10	3.71
(2,115)	1:A:18:ILE:HG22	1:B:118:ILE:HG12	10	3.71
(2,115)	1:A:18:ILE:HG23	1:B:118:ILE:HG12	10	3.71
(2,115)	1:A:18:ILE:HG21	1:B:118:ILE:HG12	12	3.71
(2,115)	1:A:18:ILE:HG22	1:B:118:ILE:HG12	12	3.71
(2,115)	1:A:18:ILE:HG23	1:B:118:ILE:HG12	12	3.71
(2,115)	1:A:18:ILE:HG21	1:B:118:ILE:HG12	15	3.71
(2,115)	1:A:18:ILE:HG22	1:B:118:ILE:HG12	15	3.71
(2,115)	1:A:18:ILE:HG23	1:B:118:ILE:HG12	15	3.71
(2,113)	1:A:18:ILE:HG12	1:B:118:ILE:HG21	5	3.71
(2,113)	1:A:18:ILE:HG12	1:B:118:ILE:HG22	5	3.71
(2,113)	1:A:18:ILE:HG12	1:B:118:ILE:HG23	5	3.71
(2,113)	1:A:18:ILE:HG12	1:B:118:ILE:HG21	6	3.71
(2,113)	1:A:18:ILE:HG12	1:B:118:ILE:HG22	6	3.71
(2,113)	1:A:18:ILE:HG12	1:B:118:ILE:HG23	6	3.71
(2,113)	1:A:18:ILE:HG12	1:B:118:ILE:HG21	10	3.71
(2,113)	1:A:18:ILE:HG12	1:B:118:ILE:HG22	10	3.71
(2,113)	1:A:18:ILE:HG12	1:B:118:ILE:HG23	10	3.71
(2,399)	1:A:18:ILE:HG21	1:B:118:ILE:HG13	5	3.7
(2,399)	1:A:18:ILE:HG22	1:B:118:ILE:HG13	5	3.7
(2,399)	1:A:18:ILE:HG23	1:B:118:ILE:HG13	5	3.7
(2,397)	1:A:18:ILE:HG13	1:B:118:ILE:HG21	12	3.7
(2,397)	1:A:18:ILE:HG13	1:B:118:ILE:HG22	12	3.7
(2,397)	1:A:18:ILE:HG13	1:B:118:ILE:HG23	12	3.7
(2,115)	1:A:18:ILE:HG21	1:B:118:ILE:HG12	5	3.7
(2,115)	1:A:18:ILE:HG22	1:B:118:ILE:HG12	5	3.7
(2,115)	1:A:18:ILE:HG23	1:B:118:ILE:HG12	5	3.7
(2,115)	1:A:18:ILE:HG21	1:B:118:ILE:HG12	6	3.7
(2,115)	1:A:18:ILE:HG22	1:B:118:ILE:HG12	6	3.7
(2,115)	1:A:18:ILE:HG23	1:B:118:ILE:HG12	6	3.7
(2,115)	1:A:18:ILE:HG21	1:B:118:ILE:HG12	8	3.7
(2,115)	1:A:18:ILE:HG22	1:B:118:ILE:HG12	8	3.7
(2,115)	1:A:18:ILE:HG23	1:B:118:ILE:HG12	8	3.7
(2,115)	1:A:18:ILE:HG21	1:B:118:ILE:HG12	17	3.7
(2,115)	1:A:18:ILE:HG22	1:B:118:ILE:HG12	17	3.7
(2,115)	1:A:18:ILE:HG23	1:B:118:ILE:HG12	17	3.7
(2,113)	1:A:18:ILE:HG12	1:B:118:ILE:HG21	2	3.7

Continued on next page...

Continued from previous page...

Key	Atom-1	Atom-2	Model ID	Violation (Å)
(2,113)	1:A:18:ILE:HG12	1:B:118:ILE:HG22	2	3.7
(2,113)	1:A:18:ILE:HG12	1:B:118:ILE:HG23	2	3.7
(2,113)	1:A:18:ILE:HG12	1:B:118:ILE:HG21	3	3.7
(2,113)	1:A:18:ILE:HG12	1:B:118:ILE:HG22	3	3.7
(2,113)	1:A:18:ILE:HG12	1:B:118:ILE:HG23	3	3.7
(2,113)	1:A:18:ILE:HG12	1:B:118:ILE:HG21	4	3.7
(2,113)	1:A:18:ILE:HG12	1:B:118:ILE:HG22	4	3.7
(2,113)	1:A:18:ILE:HG12	1:B:118:ILE:HG23	4	3.7
(2,113)	1:A:18:ILE:HG12	1:B:118:ILE:HG21	12	3.7
(2,113)	1:A:18:ILE:HG12	1:B:118:ILE:HG22	12	3.7
(2,113)	1:A:18:ILE:HG12	1:B:118:ILE:HG23	12	3.7
(2,113)	1:A:18:ILE:HG12	1:B:118:ILE:HG21	15	3.7
(2,113)	1:A:18:ILE:HG12	1:B:118:ILE:HG22	15	3.7
(2,113)	1:A:18:ILE:HG12	1:B:118:ILE:HG23	15	3.7
(2,6)	1:A:17:LEU:HD21	1:B:115:PHE:HB2	7	3.69
(2,6)	1:A:17:LEU:HD22	1:B:115:PHE:HB2	7	3.69
(2,6)	1:A:17:LEU:HD23	1:B:115:PHE:HB2	7	3.69
(2,4)	1:A:17:LEU:HD21	1:B:115:PHE:HB2	7	3.69
(2,4)	1:A:17:LEU:HD22	1:B:115:PHE:HB2	7	3.69
(2,4)	1:A:17:LEU:HD23	1:B:115:PHE:HB2	7	3.69
(2,397)	1:A:18:ILE:HG13	1:B:118:ILE:HG21	1	3.69
(2,397)	1:A:18:ILE:HG13	1:B:118:ILE:HG22	1	3.69
(2,397)	1:A:18:ILE:HG13	1:B:118:ILE:HG23	1	3.69
(2,115)	1:A:18:ILE:HG21	1:B:118:ILE:HG12	16	3.69
(2,115)	1:A:18:ILE:HG22	1:B:118:ILE:HG12	16	3.69
(2,115)	1:A:18:ILE:HG23	1:B:118:ILE:HG12	16	3.69
(2,113)	1:A:18:ILE:HG12	1:B:118:ILE:HG21	1	3.69
(2,113)	1:A:18:ILE:HG12	1:B:118:ILE:HG22	1	3.69
(2,113)	1:A:18:ILE:HG12	1:B:118:ILE:HG23	1	3.69
(2,113)	1:A:18:ILE:HG12	1:B:118:ILE:HG21	8	3.69
(2,113)	1:A:18:ILE:HG12	1:B:118:ILE:HG22	8	3.69
(2,113)	1:A:18:ILE:HG12	1:B:118:ILE:HG23	8	3.69
(2,113)	1:A:18:ILE:HG12	1:B:118:ILE:HG21	14	3.69
(2,113)	1:A:18:ILE:HG12	1:B:118:ILE:HG22	14	3.69
(2,113)	1:A:18:ILE:HG12	1:B:118:ILE:HG23	14	3.69
(2,113)	1:A:18:ILE:HG12	1:B:118:ILE:HG21	16	3.69
(2,113)	1:A:18:ILE:HG12	1:B:118:ILE:HG22	16	3.69
(2,113)	1:A:18:ILE:HG12	1:B:118:ILE:HG23	16	3.69
(2,113)	1:A:18:ILE:HG12	1:B:118:ILE:HG21	19	3.69
(2,113)	1:A:18:ILE:HG12	1:B:118:ILE:HG22	19	3.69
(2,113)	1:A:18:ILE:HG12	1:B:118:ILE:HG23	19	3.69
(2,397)	1:A:18:ILE:HG13	1:B:118:ILE:HG21	17	3.68

Continued on next page...

Continued from previous page...

Key	Atom-1	Atom-2	Model ID	Violation (Å)
(2,397)	1:A:18:ILE:HG13	1:B:118:ILE:HG22	17	3.68
(2,397)	1:A:18:ILE:HG13	1:B:118:ILE:HG23	17	3.68
(2,115)	1:A:18:ILE:HG21	1:B:118:ILE:HG12	7	3.68
(2,115)	1:A:18:ILE:HG22	1:B:118:ILE:HG12	7	3.68
(2,115)	1:A:18:ILE:HG23	1:B:118:ILE:HG12	7	3.68
(2,113)	1:A:18:ILE:HG12	1:B:118:ILE:HG21	7	3.68
(2,113)	1:A:18:ILE:HG12	1:B:118:ILE:HG22	7	3.68
(2,113)	1:A:18:ILE:HG12	1:B:118:ILE:HG23	7	3.68
(2,113)	1:A:18:ILE:HG12	1:B:118:ILE:HG21	17	3.68
(2,113)	1:A:18:ILE:HG12	1:B:118:ILE:HG22	17	3.68
(2,113)	1:A:18:ILE:HG12	1:B:118:ILE:HG23	17	3.68
(2,115)	1:A:18:ILE:HG21	1:B:118:ILE:HG12	9	3.67
(2,115)	1:A:18:ILE:HG22	1:B:118:ILE:HG12	9	3.67
(2,115)	1:A:18:ILE:HG23	1:B:118:ILE:HG12	9	3.67
(2,115)	1:A:18:ILE:HG21	1:B:118:ILE:HG12	19	3.67
(2,115)	1:A:18:ILE:HG22	1:B:118:ILE:HG12	19	3.67
(2,115)	1:A:18:ILE:HG23	1:B:118:ILE:HG12	19	3.67
(2,397)	1:A:18:ILE:HG13	1:B:118:ILE:HG21	13	3.66
(2,397)	1:A:18:ILE:HG13	1:B:118:ILE:HG22	13	3.66
(2,397)	1:A:18:ILE:HG13	1:B:118:ILE:HG23	13	3.66
(2,397)	1:A:18:ILE:HG13	1:B:118:ILE:HG21	14	3.66
(2,397)	1:A:18:ILE:HG13	1:B:118:ILE:HG22	14	3.66
(2,397)	1:A:18:ILE:HG13	1:B:118:ILE:HG23	14	3.66
(2,113)	1:A:18:ILE:HG12	1:B:118:ILE:HG21	9	3.66
(2,113)	1:A:18:ILE:HG12	1:B:118:ILE:HG22	9	3.66
(2,113)	1:A:18:ILE:HG12	1:B:118:ILE:HG23	9	3.66
(2,31)	1:B:115:PHE:HB3	1:B:117:LEU:HD11	11	3.65
(2,31)	1:B:115:PHE:HB3	1:B:117:LEU:HD12	11	3.65
(2,31)	1:B:115:PHE:HB3	1:B:117:LEU:HD13	11	3.65
(2,31)	1:B:115:PHE:HB3	1:B:117:LEU:HD11	14	3.65
(2,31)	1:B:115:PHE:HB3	1:B:117:LEU:HD12	14	3.65
(2,31)	1:B:115:PHE:HB3	1:B:117:LEU:HD13	14	3.65
(2,31)	1:B:115:PHE:HB3	1:B:117:LEU:HD11	1	3.64
(2,31)	1:B:115:PHE:HB3	1:B:117:LEU:HD12	1	3.64
(2,31)	1:B:115:PHE:HB3	1:B:117:LEU:HD13	1	3.64
(2,31)	1:B:115:PHE:HB3	1:B:117:LEU:HD11	4	3.64
(2,31)	1:B:115:PHE:HB3	1:B:117:LEU:HD12	4	3.64
(2,31)	1:B:115:PHE:HB3	1:B:117:LEU:HD13	4	3.64
(2,31)	1:B:115:PHE:HB3	1:B:117:LEU:HD11	10	3.64
(2,31)	1:B:115:PHE:HB3	1:B:117:LEU:HD12	10	3.64
(2,31)	1:B:115:PHE:HB3	1:B:117:LEU:HD13	10	3.64
(2,29)	1:A:15:PHE:HB3	1:A:17:LEU:HD11	5	3.64

Continued on next page...

Continued from previous page...

Key	Atom-1	Atom-2	Model ID	Violation (Å)
(2,29)	1:A:15:PHE:HB3	1:A:17:LEU:HD12	5	3.64
(2,29)	1:A:15:PHE:HB3	1:A:17:LEU:HD13	5	3.64
(2,29)	1:A:15:PHE:HB3	1:A:17:LEU:HD11	18	3.64
(2,29)	1:A:15:PHE:HB3	1:A:17:LEU:HD12	18	3.64
(2,29)	1:A:15:PHE:HB3	1:A:17:LEU:HD13	18	3.64
(2,8)	1:A:15:PHE:HB2	1:B:117:LEU:HD21	9	3.63
(2,8)	1:A:15:PHE:HB2	1:B:117:LEU:HD22	9	3.63
(2,8)	1:A:15:PHE:HB2	1:B:117:LEU:HD23	9	3.63
(2,8)	1:A:15:PHE:HB2	1:B:117:LEU:HD21	11	3.63
(2,8)	1:A:15:PHE:HB2	1:B:117:LEU:HD22	11	3.63
(2,8)	1:A:15:PHE:HB2	1:B:117:LEU:HD23	11	3.63
(2,31)	1:B:115:PHE:HB3	1:B:117:LEU:HD11	3	3.63
(2,31)	1:B:115:PHE:HB3	1:B:117:LEU:HD12	3	3.63
(2,31)	1:B:115:PHE:HB3	1:B:117:LEU:HD13	3	3.63
(2,31)	1:B:115:PHE:HB3	1:B:117:LEU:HD11	15	3.63
(2,31)	1:B:115:PHE:HB3	1:B:117:LEU:HD12	15	3.63
(2,31)	1:B:115:PHE:HB3	1:B:117:LEU:HD13	15	3.63
(2,31)	1:B:115:PHE:HB3	1:B:117:LEU:HD11	20	3.63
(2,31)	1:B:115:PHE:HB3	1:B:117:LEU:HD12	20	3.63
(2,31)	1:B:115:PHE:HB3	1:B:117:LEU:HD13	20	3.63
(2,2)	1:A:15:PHE:HB2	1:B:117:LEU:HD21	9	3.63
(2,2)	1:A:15:PHE:HB2	1:B:117:LEU:HD22	9	3.63
(2,2)	1:A:15:PHE:HB2	1:B:117:LEU:HD23	9	3.63
(2,2)	1:A:15:PHE:HB2	1:B:117:LEU:HD21	11	3.63
(2,2)	1:A:15:PHE:HB2	1:B:117:LEU:HD22	11	3.63
(2,2)	1:A:15:PHE:HB2	1:B:117:LEU:HD23	11	3.63
(2,181)	1:A:17:LEU:HB2	1:B:117:LEU:HD21	11	3.63
(2,181)	1:A:17:LEU:HB2	1:B:117:LEU:HD22	11	3.63
(2,181)	1:A:17:LEU:HB2	1:B:117:LEU:HD23	11	3.63
(2,31)	1:B:115:PHE:HB3	1:B:117:LEU:HD11	2	3.62
(2,31)	1:B:115:PHE:HB3	1:B:117:LEU:HD12	2	3.62
(2,31)	1:B:115:PHE:HB3	1:B:117:LEU:HD13	2	3.62
(2,31)	1:B:115:PHE:HB3	1:B:117:LEU:HD11	12	3.62
(2,31)	1:B:115:PHE:HB3	1:B:117:LEU:HD12	12	3.62
(2,31)	1:B:115:PHE:HB3	1:B:117:LEU:HD13	12	3.62
(2,29)	1:A:15:PHE:HB3	1:A:17:LEU:HD11	6	3.62
(2,29)	1:A:15:PHE:HB3	1:A:17:LEU:HD12	6	3.62
(2,29)	1:A:15:PHE:HB3	1:A:17:LEU:HD13	6	3.62
(2,29)	1:A:15:PHE:HB3	1:A:17:LEU:HD11	10	3.62
(2,29)	1:A:15:PHE:HB3	1:A:17:LEU:HD12	10	3.62
(2,29)	1:A:15:PHE:HB3	1:A:17:LEU:HD13	10	3.62
(2,31)	1:B:115:PHE:HB3	1:B:117:LEU:HD11	8	3.61

Continued on next page...

Continued from previous page...

Key	Atom-1	Atom-2	Model ID	Violation (Å)
(2,31)	1:B:115:PHE:HB3	1:B:117:LEU:HD12	8	3.61
(2,31)	1:B:115:PHE:HB3	1:B:117:LEU:HD13	8	3.61
(2,29)	1:A:15:PHE:HB3	1:A:17:LEU:HD11	4	3.61
(2,29)	1:A:15:PHE:HB3	1:A:17:LEU:HD12	4	3.61
(2,29)	1:A:15:PHE:HB3	1:A:17:LEU:HD13	4	3.61
(2,31)	1:B:115:PHE:HB3	1:B:117:LEU:HD11	13	3.59
(2,31)	1:B:115:PHE:HB3	1:B:117:LEU:HD12	13	3.59
(2,31)	1:B:115:PHE:HB3	1:B:117:LEU:HD13	13	3.59
(2,31)	1:B:115:PHE:HB3	1:B:117:LEU:HD11	16	3.59
(2,31)	1:B:115:PHE:HB3	1:B:117:LEU:HD12	16	3.59
(2,31)	1:B:115:PHE:HB3	1:B:117:LEU:HD13	16	3.59
(2,31)	1:B:115:PHE:HB3	1:B:117:LEU:HD11	18	3.59
(2,31)	1:B:115:PHE:HB3	1:B:117:LEU:HD12	18	3.59
(2,31)	1:B:115:PHE:HB3	1:B:117:LEU:HD13	18	3.59
(2,29)	1:A:15:PHE:HB3	1:A:17:LEU:HD11	15	3.59
(2,29)	1:A:15:PHE:HB3	1:A:17:LEU:HD12	15	3.59
(2,29)	1:A:15:PHE:HB3	1:A:17:LEU:HD13	15	3.59
(2,29)	1:A:15:PHE:HB3	1:A:17:LEU:HD11	19	3.59
(2,29)	1:A:15:PHE:HB3	1:A:17:LEU:HD12	19	3.59
(2,29)	1:A:15:PHE:HB3	1:A:17:LEU:HD13	19	3.59
(2,8)	1:A:15:PHE:HB2	1:B:117:LEU:HD21	17	3.58
(2,8)	1:A:15:PHE:HB2	1:B:117:LEU:HD22	17	3.58
(2,8)	1:A:15:PHE:HB2	1:B:117:LEU:HD23	17	3.58
(2,31)	1:B:115:PHE:HB3	1:B:117:LEU:HD11	6	3.58
(2,31)	1:B:115:PHE:HB3	1:B:117:LEU:HD12	6	3.58
(2,31)	1:B:115:PHE:HB3	1:B:117:LEU:HD13	6	3.58
(2,29)	1:A:15:PHE:HB3	1:A:17:LEU:HD11	2	3.58
(2,29)	1:A:15:PHE:HB3	1:A:17:LEU:HD12	2	3.58
(2,29)	1:A:15:PHE:HB3	1:A:17:LEU:HD13	2	3.58
(2,29)	1:A:15:PHE:HB3	1:A:17:LEU:HD11	3	3.58
(2,29)	1:A:15:PHE:HB3	1:A:17:LEU:HD12	3	3.58
(2,29)	1:A:15:PHE:HB3	1:A:17:LEU:HD13	3	3.58
(2,2)	1:A:15:PHE:HB2	1:B:117:LEU:HD21	17	3.58
(2,2)	1:A:15:PHE:HB2	1:B:117:LEU:HD22	17	3.58
(2,2)	1:A:15:PHE:HB2	1:B:117:LEU:HD23	17	3.58
(2,39)	1:B:115:PHE:HB3	1:B:117:LEU:HB2	1	3.57
(2,39)	1:B:115:PHE:HB3	1:B:117:LEU:HB2	12	3.57
(2,39)	1:B:115:PHE:HB3	1:B:117:LEU:HB2	15	3.57
(2,37)	1:A:15:PHE:HB3	1:A:17:LEU:HB2	11	3.57
(2,29)	1:A:15:PHE:HB3	1:A:17:LEU:HD11	11	3.57
(2,29)	1:A:15:PHE:HB3	1:A:17:LEU:HD12	11	3.57
(2,29)	1:A:15:PHE:HB3	1:A:17:LEU:HD13	11	3.57

Continued on next page...

Continued from previous page...

Key	Atom-1	Atom-2	Model ID	Violation (Å)
(2,29)	1:A:15:PHE:HB3	1:A:17:LEU:HD11	12	3.57
(2,29)	1:A:15:PHE:HB3	1:A:17:LEU:HD12	12	3.57
(2,29)	1:A:15:PHE:HB3	1:A:17:LEU:HD13	12	3.57
(2,115)	1:A:18:ILE:HG21	1:B:118:ILE:HG12	13	3.57
(2,115)	1:A:18:ILE:HG22	1:B:118:ILE:HG12	13	3.57
(2,115)	1:A:18:ILE:HG23	1:B:118:ILE:HG12	13	3.57
(2,39)	1:B:115:PHE:HB3	1:B:117:LEU:HB2	2	3.56
(2,39)	1:B:115:PHE:HB3	1:B:117:LEU:HB2	3	3.56
(2,37)	1:A:15:PHE:HB3	1:A:17:LEU:HB2	5	3.55
(2,37)	1:A:15:PHE:HB3	1:A:17:LEU:HB2	6	3.55
(2,37)	1:A:15:PHE:HB3	1:A:17:LEU:HB2	19	3.55
(2,31)	1:B:115:PHE:HB3	1:B:117:LEU:HD11	5	3.55
(2,31)	1:B:115:PHE:HB3	1:B:117:LEU:HD12	5	3.55
(2,31)	1:B:115:PHE:HB3	1:B:117:LEU:HD13	5	3.55
(2,29)	1:A:15:PHE:HB3	1:A:17:LEU:HD11	16	3.55
(2,29)	1:A:15:PHE:HB3	1:A:17:LEU:HD12	16	3.55
(2,29)	1:A:15:PHE:HB3	1:A:17:LEU:HD13	16	3.55
(2,29)	1:A:15:PHE:HB3	1:A:17:LEU:HD11	20	3.55
(2,29)	1:A:15:PHE:HB3	1:A:17:LEU:HD12	20	3.55
(2,29)	1:A:15:PHE:HB3	1:A:17:LEU:HD13	20	3.55
(2,113)	1:A:18:ILE:HG12	1:B:118:ILE:HG21	13	3.55
(2,113)	1:A:18:ILE:HG12	1:B:118:ILE:HG22	13	3.55
(2,113)	1:A:18:ILE:HG12	1:B:118:ILE:HG23	13	3.55
(2,39)	1:B:115:PHE:HB3	1:B:117:LEU:HB2	14	3.54
(2,39)	1:B:115:PHE:HB3	1:B:117:LEU:HB2	20	3.54
(2,31)	1:B:115:PHE:HB3	1:B:117:LEU:HD11	7	3.54
(2,31)	1:B:115:PHE:HB3	1:B:117:LEU:HD12	7	3.54
(2,31)	1:B:115:PHE:HB3	1:B:117:LEU:HD13	7	3.54
(2,31)	1:B:115:PHE:HB3	1:B:117:LEU:HD11	19	3.54
(2,31)	1:B:115:PHE:HB3	1:B:117:LEU:HD12	19	3.54
(2,31)	1:B:115:PHE:HB3	1:B:117:LEU:HD13	19	3.54
(2,29)	1:A:15:PHE:HB3	1:A:17:LEU:HD11	1	3.54
(2,29)	1:A:15:PHE:HB3	1:A:17:LEU:HD12	1	3.54
(2,29)	1:A:15:PHE:HB3	1:A:17:LEU:HD13	1	3.54
(2,39)	1:B:115:PHE:HB3	1:B:117:LEU:HB2	8	3.53
(2,39)	1:B:115:PHE:HB3	1:B:117:LEU:HB2	16	3.53
(2,29)	1:A:15:PHE:HB3	1:A:17:LEU:HD11	8	3.53
(2,29)	1:A:15:PHE:HB3	1:A:17:LEU:HD12	8	3.53
(2,29)	1:A:15:PHE:HB3	1:A:17:LEU:HD13	8	3.53
(2,31)	1:B:115:PHE:HB3	1:B:117:LEU:HD11	17	3.52
(2,31)	1:B:115:PHE:HB3	1:B:117:LEU:HD12	17	3.52
(2,31)	1:B:115:PHE:HB3	1:B:117:LEU:HD13	17	3.52

Continued on next page...

Continued from previous page...

Key	Atom-1	Atom-2	Model ID	Violation (Å)
(2,39)	1:B:115:PHE:HB3	1:B:117:LEU:HB2	4	3.51
(2,39)	1:B:115:PHE:HB3	1:B:117:LEU:HB2	10	3.51
(2,39)	1:B:115:PHE:HB3	1:B:117:LEU:HB2	18	3.51
(2,37)	1:A:15:PHE:HB3	1:A:17:LEU:HB2	18	3.51
(2,183)	1:A:17:LEU:HD21	1:B:117:LEU:HB2	1	3.51
(2,183)	1:A:17:LEU:HD22	1:B:117:LEU:HB2	1	3.51
(2,183)	1:A:17:LEU:HD23	1:B:117:LEU:HB2	1	3.51
(2,183)	1:A:17:LEU:HD21	1:B:117:LEU:HB2	12	3.51
(2,183)	1:A:17:LEU:HD22	1:B:117:LEU:HB2	12	3.51
(2,183)	1:A:17:LEU:HD23	1:B:117:LEU:HB2	12	3.51
(2,183)	1:A:17:LEU:HD21	1:B:117:LEU:HB2	15	3.51
(2,183)	1:A:17:LEU:HD22	1:B:117:LEU:HB2	15	3.51
(2,183)	1:A:17:LEU:HD23	1:B:117:LEU:HB2	15	3.51
(2,183)	1:A:17:LEU:HD21	1:B:117:LEU:HB2	20	3.51
(2,183)	1:A:17:LEU:HD22	1:B:117:LEU:HB2	20	3.51
(2,183)	1:A:17:LEU:HD23	1:B:117:LEU:HB2	20	3.51
(2,181)	1:A:17:LEU:HB2	1:B:117:LEU:HD21	6	3.51
(2,181)	1:A:17:LEU:HB2	1:B:117:LEU:HD22	6	3.51
(2,181)	1:A:17:LEU:HB2	1:B:117:LEU:HD23	6	3.51
(2,181)	1:A:17:LEU:HB2	1:B:117:LEU:HD21	19	3.51
(2,181)	1:A:17:LEU:HB2	1:B:117:LEU:HD22	19	3.51
(2,181)	1:A:17:LEU:HB2	1:B:117:LEU:HD23	19	3.51
(2,39)	1:B:115:PHE:HB3	1:B:117:LEU:HB2	13	3.5
(2,29)	1:A:15:PHE:HB3	1:A:17:LEU:HD11	14	3.5
(2,29)	1:A:15:PHE:HB3	1:A:17:LEU:HD12	14	3.5
(2,29)	1:A:15:PHE:HB3	1:A:17:LEU:HD13	14	3.5
(2,183)	1:A:17:LEU:HD21	1:B:117:LEU:HB2	2	3.5
(2,183)	1:A:17:LEU:HD22	1:B:117:LEU:HB2	2	3.5
(2,183)	1:A:17:LEU:HD23	1:B:117:LEU:HB2	2	3.5
(2,183)	1:A:17:LEU:HD21	1:B:117:LEU:HB2	3	3.5
(2,183)	1:A:17:LEU:HD22	1:B:117:LEU:HB2	3	3.5
(2,183)	1:A:17:LEU:HD23	1:B:117:LEU:HB2	3	3.5
(2,183)	1:A:17:LEU:HD21	1:B:117:LEU:HB2	7	3.5
(2,183)	1:A:17:LEU:HD22	1:B:117:LEU:HB2	7	3.5
(2,183)	1:A:17:LEU:HD23	1:B:117:LEU:HB2	7	3.5
(2,183)	1:A:17:LEU:HD21	1:B:117:LEU:HB2	8	3.5
(2,183)	1:A:17:LEU:HD22	1:B:117:LEU:HB2	8	3.5
(2,183)	1:A:17:LEU:HD23	1:B:117:LEU:HB2	8	3.5
(2,183)	1:A:17:LEU:HD21	1:B:117:LEU:HB2	16	3.5
(2,183)	1:A:17:LEU:HD22	1:B:117:LEU:HB2	16	3.5
(2,183)	1:A:17:LEU:HD23	1:B:117:LEU:HB2	16	3.5
(2,183)	1:A:17:LEU:HD21	1:B:117:LEU:HB2	18	3.5

Continued on next page...

Continued from previous page...

Key	Atom-1	Atom-2	Model ID	Violation (Å)
(2,183)	1:A:17:LEU:HD22	1:B:117:LEU:HB2	18	3.5
(2,183)	1:A:17:LEU:HD23	1:B:117:LEU:HB2	18	3.5
(2,181)	1:A:17:LEU:HB2	1:B:117:LEU:HD21	5	3.5
(2,181)	1:A:17:LEU:HB2	1:B:117:LEU:HD22	5	3.5
(2,181)	1:A:17:LEU:HB2	1:B:117:LEU:HD23	5	3.5
(2,37)	1:A:15:PHE:HB3	1:A:17:LEU:HB2	10	3.49
(2,31)	1:B:115:PHE:HB3	1:B:117:LEU:HD11	9	3.49
(2,31)	1:B:115:PHE:HB3	1:B:117:LEU:HD12	9	3.49
(2,31)	1:B:115:PHE:HB3	1:B:117:LEU:HD13	9	3.49
(2,181)	1:A:17:LEU:HB2	1:B:117:LEU:HD21	17	3.49
(2,181)	1:A:17:LEU:HB2	1:B:117:LEU:HD22	17	3.49
(2,181)	1:A:17:LEU:HB2	1:B:117:LEU:HD23	17	3.49
(2,39)	1:B:115:PHE:HB3	1:B:117:LEU:HB2	7	3.48
(2,39)	1:B:115:PHE:HB3	1:B:117:LEU:HB2	11	3.48
(2,37)	1:A:15:PHE:HB3	1:A:17:LEU:HB2	4	3.48
(2,183)	1:A:17:LEU:HD21	1:B:117:LEU:HB2	13	3.48
(2,183)	1:A:17:LEU:HD22	1:B:117:LEU:HB2	13	3.48
(2,183)	1:A:17:LEU:HD23	1:B:117:LEU:HB2	13	3.48
(2,183)	1:A:17:LEU:HD21	1:B:117:LEU:HB2	14	3.48
(2,183)	1:A:17:LEU:HD22	1:B:117:LEU:HB2	14	3.48
(2,183)	1:A:17:LEU:HD23	1:B:117:LEU:HB2	14	3.48
(2,181)	1:A:17:LEU:HB2	1:B:117:LEU:HD21	9	3.48
(2,181)	1:A:17:LEU:HB2	1:B:117:LEU:HD22	9	3.48
(2,181)	1:A:17:LEU:HB2	1:B:117:LEU:HD23	9	3.48
(2,296)	1:B:115:PHE:HD1	1:B:117:LEU:HD11	1	3.47
(2,296)	1:B:115:PHE:HD1	1:B:117:LEU:HD12	1	3.47
(2,296)	1:B:115:PHE:HD1	1:B:117:LEU:HD13	1	3.47
(2,296)	1:B:115:PHE:HD2	1:B:117:LEU:HD11	1	3.47
(2,296)	1:B:115:PHE:HD2	1:B:117:LEU:HD12	1	3.47
(2,296)	1:B:115:PHE:HD2	1:B:117:LEU:HD13	1	3.47
(2,29)	1:A:15:PHE:HB3	1:A:17:LEU:HD11	9	3.47
(2,29)	1:A:15:PHE:HB3	1:A:17:LEU:HD12	9	3.47
(2,29)	1:A:15:PHE:HB3	1:A:17:LEU:HD13	9	3.47
(2,181)	1:A:17:LEU:HB2	1:B:117:LEU:HD21	18	3.47
(2,181)	1:A:17:LEU:HB2	1:B:117:LEU:HD22	18	3.47
(2,181)	1:A:17:LEU:HB2	1:B:117:LEU:HD23	18	3.47
(2,37)	1:A:15:PHE:HB3	1:A:17:LEU:HB2	20	3.46
(2,296)	1:B:115:PHE:HD1	1:B:117:LEU:HD11	4	3.46
(2,296)	1:B:115:PHE:HD1	1:B:117:LEU:HD12	4	3.46
(2,296)	1:B:115:PHE:HD1	1:B:117:LEU:HD13	4	3.46
(2,296)	1:B:115:PHE:HD2	1:B:117:LEU:HD11	4	3.46
(2,296)	1:B:115:PHE:HD2	1:B:117:LEU:HD12	4	3.46

Continued on next page...

Continued from previous page...

Key	Atom-1	Atom-2	Model ID	Violation (Å)
(2,296)	1:B:115:PHE:HD2	1:B:117:LEU:HD13	4	3.46
(2,296)	1:B:115:PHE:HD1	1:B:117:LEU:HD11	14	3.46
(2,296)	1:B:115:PHE:HD1	1:B:117:LEU:HD12	14	3.46
(2,296)	1:B:115:PHE:HD1	1:B:117:LEU:HD13	14	3.46
(2,296)	1:B:115:PHE:HD2	1:B:117:LEU:HD11	14	3.46
(2,296)	1:B:115:PHE:HD2	1:B:117:LEU:HD12	14	3.46
(2,296)	1:B:115:PHE:HD2	1:B:117:LEU:HD13	14	3.46
(2,296)	1:B:115:PHE:HD1	1:B:117:LEU:HD11	15	3.46
(2,296)	1:B:115:PHE:HD1	1:B:117:LEU:HD12	15	3.46
(2,296)	1:B:115:PHE:HD1	1:B:117:LEU:HD13	15	3.46
(2,296)	1:B:115:PHE:HD2	1:B:117:LEU:HD11	15	3.46
(2,296)	1:B:115:PHE:HD2	1:B:117:LEU:HD12	15	3.46
(2,296)	1:B:115:PHE:HD2	1:B:117:LEU:HD13	15	3.46
(2,29)	1:A:15:PHE:HB3	1:A:17:LEU:HD11	7	3.46
(2,29)	1:A:15:PHE:HB3	1:A:17:LEU:HD12	7	3.46
(2,29)	1:A:15:PHE:HB3	1:A:17:LEU:HD13	7	3.46
(2,29)	1:A:15:PHE:HB3	1:A:17:LEU:HD11	13	3.46
(2,29)	1:A:15:PHE:HB3	1:A:17:LEU:HD12	13	3.46
(2,29)	1:A:15:PHE:HB3	1:A:17:LEU:HD13	13	3.46
(2,181)	1:A:17:LEU:HB2	1:B:117:LEU:HD21	20	3.46
(2,181)	1:A:17:LEU:HB2	1:B:117:LEU:HD22	20	3.46
(2,181)	1:A:17:LEU:HB2	1:B:117:LEU:HD23	20	3.46
(2,39)	1:B:115:PHE:HB3	1:B:117:LEU:HB2	6	3.45
(2,296)	1:B:115:PHE:HD1	1:B:117:LEU:HD11	3	3.45
(2,296)	1:B:115:PHE:HD1	1:B:117:LEU:HD12	3	3.45
(2,296)	1:B:115:PHE:HD1	1:B:117:LEU:HD13	3	3.45
(2,296)	1:B:115:PHE:HD2	1:B:117:LEU:HD11	3	3.45
(2,296)	1:B:115:PHE:HD2	1:B:117:LEU:HD12	3	3.45
(2,296)	1:B:115:PHE:HD2	1:B:117:LEU:HD13	3	3.45
(2,296)	1:B:115:PHE:HD1	1:B:117:LEU:HD11	10	3.45
(2,296)	1:B:115:PHE:HD1	1:B:117:LEU:HD12	10	3.45
(2,296)	1:B:115:PHE:HD1	1:B:117:LEU:HD13	10	3.45
(2,296)	1:B:115:PHE:HD2	1:B:117:LEU:HD11	10	3.45
(2,296)	1:B:115:PHE:HD2	1:B:117:LEU:HD12	10	3.45
(2,296)	1:B:115:PHE:HD2	1:B:117:LEU:HD13	10	3.45
(2,296)	1:B:115:PHE:HD1	1:B:117:LEU:HD11	12	3.45
(2,296)	1:B:115:PHE:HD1	1:B:117:LEU:HD12	12	3.45
(2,296)	1:B:115:PHE:HD1	1:B:117:LEU:HD13	12	3.45
(2,296)	1:B:115:PHE:HD2	1:B:117:LEU:HD11	12	3.45
(2,296)	1:B:115:PHE:HD2	1:B:117:LEU:HD12	12	3.45
(2,296)	1:B:115:PHE:HD2	1:B:117:LEU:HD13	12	3.45
(2,294)	1:A:15:PHE:HD1	1:A:17:LEU:HD11	5	3.45

Continued on next page...

Continued from previous page...

Key	Atom-1	Atom-2	Model ID	Violation (Å)
(2,294)	1:A:15:PHE:HD1	1:A:17:LEU:HD12	5	3.45
(2,294)	1:A:15:PHE:HD1	1:A:17:LEU:HD13	5	3.45
(2,294)	1:A:15:PHE:HD2	1:A:17:LEU:HD11	5	3.45
(2,294)	1:A:15:PHE:HD2	1:A:17:LEU:HD12	5	3.45
(2,294)	1:A:15:PHE:HD2	1:A:17:LEU:HD13	5	3.45
(2,183)	1:A:17:LEU:HD21	1:B:117:LEU:HB2	10	3.45
(2,183)	1:A:17:LEU:HD22	1:B:117:LEU:HB2	10	3.45
(2,183)	1:A:17:LEU:HD23	1:B:117:LEU:HB2	10	3.45
(2,181)	1:A:17:LEU:HB2	1:B:117:LEU:HD21	10	3.45
(2,181)	1:A:17:LEU:HB2	1:B:117:LEU:HD22	10	3.45
(2,181)	1:A:17:LEU:HB2	1:B:117:LEU:HD23	10	3.45
(2,181)	1:A:17:LEU:HB2	1:B:117:LEU:HD21	13	3.45
(2,181)	1:A:17:LEU:HB2	1:B:117:LEU:HD22	13	3.45
(2,181)	1:A:17:LEU:HB2	1:B:117:LEU:HD23	13	3.45
(2,37)	1:A:15:PHE:HB3	1:A:17:LEU:HB2	2	3.44
(2,37)	1:A:15:PHE:HB3	1:A:17:LEU:HB2	3	3.44
(2,37)	1:A:15:PHE:HB3	1:A:17:LEU:HB2	15	3.44
(2,296)	1:B:115:PHE:HD1	1:B:117:LEU:HD11	2	3.44
(2,296)	1:B:115:PHE:HD1	1:B:117:LEU:HD12	2	3.44
(2,296)	1:B:115:PHE:HD1	1:B:117:LEU:HD13	2	3.44
(2,296)	1:B:115:PHE:HD2	1:B:117:LEU:HD11	2	3.44
(2,296)	1:B:115:PHE:HD2	1:B:117:LEU:HD12	2	3.44
(2,296)	1:B:115:PHE:HD2	1:B:117:LEU:HD13	2	3.44
(2,294)	1:A:15:PHE:HD1	1:A:17:LEU:HD11	6	3.44
(2,294)	1:A:15:PHE:HD1	1:A:17:LEU:HD12	6	3.44
(2,294)	1:A:15:PHE:HD1	1:A:17:LEU:HD13	6	3.44
(2,294)	1:A:15:PHE:HD2	1:A:17:LEU:HD11	6	3.44
(2,294)	1:A:15:PHE:HD2	1:A:17:LEU:HD12	6	3.44
(2,294)	1:A:15:PHE:HD2	1:A:17:LEU:HD13	6	3.44
(2,27)	1:B:115:PHE:HB3	1:B:117:LEU:HD11	11	3.44
(2,27)	1:B:115:PHE:HB3	1:B:117:LEU:HD12	11	3.44
(2,27)	1:B:115:PHE:HB3	1:B:117:LEU:HD13	11	3.44
(2,27)	1:B:115:PHE:HB3	1:B:117:LEU:HD11	14	3.44
(2,27)	1:B:115:PHE:HB3	1:B:117:LEU:HD12	14	3.44
(2,27)	1:B:115:PHE:HB3	1:B:117:LEU:HD13	14	3.44
(2,183)	1:A:17:LEU:HD21	1:B:117:LEU:HB2	4	3.44
(2,183)	1:A:17:LEU:HD22	1:B:117:LEU:HB2	4	3.44
(2,183)	1:A:17:LEU:HD23	1:B:117:LEU:HB2	4	3.44
(2,181)	1:A:17:LEU:HB2	1:B:117:LEU:HD21	4	3.44
(2,181)	1:A:17:LEU:HB2	1:B:117:LEU:HD22	4	3.44
(2,181)	1:A:17:LEU:HB2	1:B:117:LEU:HD23	4	3.44
(2,181)	1:A:17:LEU:HB2	1:B:117:LEU:HD21	7	3.44

Continued on next page...

Continued from previous page...

Key	Atom-1	Atom-2	Model ID	Violation (Å)
(2,181)	1:A:17:LEU:HB2	1:B:117:LEU:HD22	7	3.44
(2,181)	1:A:17:LEU:HB2	1:B:117:LEU:HD23	7	3.44
(2,39)	1:B:115:PHE:HB3	1:B:117:LEU:HB2	5	3.43
(2,37)	1:A:15:PHE:HB3	1:A:17:LEU:HB2	12	3.43
(2,294)	1:A:15:PHE:HD1	1:A:17:LEU:HD11	4	3.43
(2,294)	1:A:15:PHE:HD1	1:A:17:LEU:HD12	4	3.43
(2,294)	1:A:15:PHE:HD1	1:A:17:LEU:HD13	4	3.43
(2,294)	1:A:15:PHE:HD2	1:A:17:LEU:HD11	4	3.43
(2,294)	1:A:15:PHE:HD2	1:A:17:LEU:HD12	4	3.43
(2,294)	1:A:15:PHE:HD2	1:A:17:LEU:HD13	4	3.43
(2,294)	1:A:15:PHE:HD1	1:A:17:LEU:HD11	10	3.43
(2,294)	1:A:15:PHE:HD1	1:A:17:LEU:HD12	10	3.43
(2,294)	1:A:15:PHE:HD1	1:A:17:LEU:HD13	10	3.43
(2,294)	1:A:15:PHE:HD2	1:A:17:LEU:HD11	10	3.43
(2,294)	1:A:15:PHE:HD2	1:A:17:LEU:HD12	10	3.43
(2,294)	1:A:15:PHE:HD2	1:A:17:LEU:HD13	10	3.43
(2,294)	1:A:15:PHE:HD1	1:A:17:LEU:HD11	19	3.43
(2,294)	1:A:15:PHE:HD1	1:A:17:LEU:HD12	19	3.43
(2,294)	1:A:15:PHE:HD1	1:A:17:LEU:HD13	19	3.43
(2,294)	1:A:15:PHE:HD2	1:A:17:LEU:HD11	19	3.43
(2,294)	1:A:15:PHE:HD2	1:A:17:LEU:HD12	19	3.43
(2,294)	1:A:15:PHE:HD2	1:A:17:LEU:HD13	19	3.43
(2,29)	1:A:15:PHE:HB3	1:A:17:LEU:HD11	17	3.43
(2,29)	1:A:15:PHE:HB3	1:A:17:LEU:HD12	17	3.43
(2,29)	1:A:15:PHE:HB3	1:A:17:LEU:HD13	17	3.43
(2,27)	1:B:115:PHE:HB3	1:B:117:LEU:HD11	1	3.43
(2,27)	1:B:115:PHE:HB3	1:B:117:LEU:HD12	1	3.43
(2,27)	1:B:115:PHE:HB3	1:B:117:LEU:HD13	1	3.43
(2,27)	1:B:115:PHE:HB3	1:B:117:LEU:HD11	4	3.43
(2,27)	1:B:115:PHE:HB3	1:B:117:LEU:HD12	4	3.43
(2,27)	1:B:115:PHE:HB3	1:B:117:LEU:HD13	4	3.43
(2,27)	1:B:115:PHE:HB3	1:B:117:LEU:HD11	10	3.43
(2,27)	1:B:115:PHE:HB3	1:B:117:LEU:HD12	10	3.43
(2,27)	1:B:115:PHE:HB3	1:B:117:LEU:HD13	10	3.43
(2,25)	1:A:15:PHE:HB3	1:A:17:LEU:HD11	5	3.43
(2,25)	1:A:15:PHE:HB3	1:A:17:LEU:HD12	5	3.43
(2,25)	1:A:15:PHE:HB3	1:A:17:LEU:HD13	5	3.43
(2,25)	1:A:15:PHE:HB3	1:A:17:LEU:HD11	18	3.43
(2,25)	1:A:15:PHE:HB3	1:A:17:LEU:HD12	18	3.43
(2,25)	1:A:15:PHE:HB3	1:A:17:LEU:HD13	18	3.43
(2,183)	1:A:17:LEU:HD21	1:B:117:LEU:HB2	5	3.43
(2,183)	1:A:17:LEU:HD22	1:B:117:LEU:HB2	5	3.43

Continued on next page...

Continued from previous page...

Key	Atom-1	Atom-2	Model ID	Violation (Å)
(2,183)	1:A:17:LEU:HD23	1:B:117:LEU:HB2	5	3.43
(2,183)	1:A:17:LEU:HD21	1:B:117:LEU:HB2	19	3.43
(2,183)	1:A:17:LEU:HD22	1:B:117:LEU:HB2	19	3.43
(2,183)	1:A:17:LEU:HD23	1:B:117:LEU:HB2	19	3.43
(2,181)	1:A:17:LEU:HB2	1:B:117:LEU:HD21	1	3.43
(2,181)	1:A:17:LEU:HB2	1:B:117:LEU:HD22	1	3.43
(2,181)	1:A:17:LEU:HB2	1:B:117:LEU:HD23	1	3.43
(2,181)	1:A:17:LEU:HB2	1:B:117:LEU:HD21	8	3.43
(2,181)	1:A:17:LEU:HB2	1:B:117:LEU:HD22	8	3.43
(2,181)	1:A:17:LEU:HB2	1:B:117:LEU:HD23	8	3.43
(2,181)	1:A:17:LEU:HB2	1:B:117:LEU:HD21	12	3.43
(2,181)	1:A:17:LEU:HB2	1:B:117:LEU:HD22	12	3.43
(2,181)	1:A:17:LEU:HB2	1:B:117:LEU:HD23	12	3.43
(2,37)	1:A:15:PHE:HB3	1:A:17:LEU:HB2	8	3.42
(2,296)	1:B:115:PHE:HD1	1:B:117:LEU:HD11	8	3.42
(2,296)	1:B:115:PHE:HD1	1:B:117:LEU:HD12	8	3.42
(2,296)	1:B:115:PHE:HD1	1:B:117:LEU:HD13	8	3.42
(2,296)	1:B:115:PHE:HD2	1:B:117:LEU:HD11	8	3.42
(2,296)	1:B:115:PHE:HD2	1:B:117:LEU:HD12	8	3.42
(2,296)	1:B:115:PHE:HD2	1:B:117:LEU:HD13	8	3.42
(2,296)	1:B:115:PHE:HD1	1:B:117:LEU:HD11	16	3.42
(2,296)	1:B:115:PHE:HD1	1:B:117:LEU:HD12	16	3.42
(2,296)	1:B:115:PHE:HD1	1:B:117:LEU:HD13	16	3.42
(2,296)	1:B:115:PHE:HD2	1:B:117:LEU:HD11	16	3.42
(2,296)	1:B:115:PHE:HD2	1:B:117:LEU:HD12	16	3.42
(2,296)	1:B:115:PHE:HD2	1:B:117:LEU:HD13	16	3.42
(2,296)	1:B:115:PHE:HD1	1:B:117:LEU:HD11	20	3.42
(2,296)	1:B:115:PHE:HD1	1:B:117:LEU:HD12	20	3.42
(2,296)	1:B:115:PHE:HD1	1:B:117:LEU:HD13	20	3.42
(2,296)	1:B:115:PHE:HD2	1:B:117:LEU:HD11	20	3.42
(2,296)	1:B:115:PHE:HD2	1:B:117:LEU:HD12	20	3.42
(2,296)	1:B:115:PHE:HD2	1:B:117:LEU:HD13	20	3.42
(2,27)	1:B:115:PHE:HB3	1:B:117:LEU:HD11	3	3.42
(2,27)	1:B:115:PHE:HB3	1:B:117:LEU:HD12	3	3.42
(2,27)	1:B:115:PHE:HB3	1:B:117:LEU:HD13	3	3.42
(2,27)	1:B:115:PHE:HB3	1:B:117:LEU:HD11	15	3.42
(2,27)	1:B:115:PHE:HB3	1:B:117:LEU:HD12	15	3.42
(2,27)	1:B:115:PHE:HB3	1:B:117:LEU:HD13	15	3.42
(2,27)	1:B:115:PHE:HB3	1:B:117:LEU:HD11	20	3.42
(2,27)	1:B:115:PHE:HB3	1:B:117:LEU:HD12	20	3.42
(2,27)	1:B:115:PHE:HB3	1:B:117:LEU:HD13	20	3.42
(2,183)	1:A:17:LEU:HD21	1:B:117:LEU:HB2	6	3.42

Continued on next page...

Continued from previous page...

Key	Atom-1	Atom-2	Model ID	Violation (Å)
(2,183)	1:A:17:LEU:HD22	1:B:117:LEU:HB2	6	3.42
(2,183)	1:A:17:LEU:HD23	1:B:117:LEU:HB2	6	3.42
(2,181)	1:A:17:LEU:HB2	1:B:117:LEU:HD21	2	3.42
(2,181)	1:A:17:LEU:HB2	1:B:117:LEU:HD22	2	3.42
(2,181)	1:A:17:LEU:HB2	1:B:117:LEU:HD23	2	3.42
(2,181)	1:A:17:LEU:HB2	1:B:117:LEU:HD21	3	3.42
(2,181)	1:A:17:LEU:HB2	1:B:117:LEU:HD22	3	3.42
(2,181)	1:A:17:LEU:HB2	1:B:117:LEU:HD23	3	3.42
(2,181)	1:A:17:LEU:HB2	1:B:117:LEU:HD21	14	3.42
(2,181)	1:A:17:LEU:HB2	1:B:117:LEU:HD22	14	3.42
(2,181)	1:A:17:LEU:HB2	1:B:117:LEU:HD23	14	3.42
(2,181)	1:A:17:LEU:HB2	1:B:117:LEU:HD21	15	3.42
(2,181)	1:A:17:LEU:HB2	1:B:117:LEU:HD22	15	3.42
(2,181)	1:A:17:LEU:HB2	1:B:117:LEU:HD23	15	3.42
(2,181)	1:A:17:LEU:HB2	1:B:117:LEU:HD21	16	3.42
(2,181)	1:A:17:LEU:HB2	1:B:117:LEU:HD22	16	3.42
(2,181)	1:A:17:LEU:HB2	1:B:117:LEU:HD23	16	3.42
(2,39)	1:B:115:PHE:HB3	1:B:117:LEU:HB2	19	3.41
(2,37)	1:A:15:PHE:HB3	1:A:17:LEU:HB2	1	3.41
(2,296)	1:B:115:PHE:HD1	1:B:117:LEU:HD11	13	3.41
(2,296)	1:B:115:PHE:HD1	1:B:117:LEU:HD12	13	3.41
(2,296)	1:B:115:PHE:HD1	1:B:117:LEU:HD13	13	3.41
(2,296)	1:B:115:PHE:HD2	1:B:117:LEU:HD11	13	3.41
(2,296)	1:B:115:PHE:HD2	1:B:117:LEU:HD12	13	3.41
(2,296)	1:B:115:PHE:HD2	1:B:117:LEU:HD13	13	3.41
(2,27)	1:B:115:PHE:HB3	1:B:117:LEU:HD11	2	3.41
(2,27)	1:B:115:PHE:HB3	1:B:117:LEU:HD12	2	3.41
(2,27)	1:B:115:PHE:HB3	1:B:117:LEU:HD13	2	3.41
(2,27)	1:B:115:PHE:HB3	1:B:117:LEU:HD11	12	3.41
(2,27)	1:B:115:PHE:HB3	1:B:117:LEU:HD12	12	3.41
(2,27)	1:B:115:PHE:HB3	1:B:117:LEU:HD13	12	3.41
(2,25)	1:A:15:PHE:HB3	1:A:17:LEU:HD11	6	3.41
(2,25)	1:A:15:PHE:HB3	1:A:17:LEU:HD12	6	3.41
(2,25)	1:A:15:PHE:HB3	1:A:17:LEU:HD13	6	3.41
(2,25)	1:A:15:PHE:HB3	1:A:17:LEU:HD11	10	3.41
(2,25)	1:A:15:PHE:HB3	1:A:17:LEU:HD12	10	3.41
(2,25)	1:A:15:PHE:HB3	1:A:17:LEU:HD13	10	3.41
(2,183)	1:A:17:LEU:HD21	1:B:117:LEU:HB2	9	3.41
(2,183)	1:A:17:LEU:HD22	1:B:117:LEU:HB2	9	3.41
(2,183)	1:A:17:LEU:HD23	1:B:117:LEU:HB2	9	3.41
(2,37)	1:A:15:PHE:HB3	1:A:17:LEU:HB2	16	3.4
(2,296)	1:B:115:PHE:HD1	1:B:117:LEU:HD11	11	3.4

Continued on next page...

Continued from previous page...

Key	Atom-1	Atom-2	Model ID	Violation (Å)
(2,296)	1:B:115:PHE:HD1	1:B:117:LEU:HD12	11	3.4
(2,296)	1:B:115:PHE:HD1	1:B:117:LEU:HD13	11	3.4
(2,296)	1:B:115:PHE:HD2	1:B:117:LEU:HD11	11	3.4
(2,296)	1:B:115:PHE:HD2	1:B:117:LEU:HD12	11	3.4
(2,296)	1:B:115:PHE:HD2	1:B:117:LEU:HD13	11	3.4
(2,294)	1:A:15:PHE:HD1	1:A:17:LEU:HD11	15	3.4
(2,294)	1:A:15:PHE:HD1	1:A:17:LEU:HD12	15	3.4
(2,294)	1:A:15:PHE:HD1	1:A:17:LEU:HD13	15	3.4
(2,294)	1:A:15:PHE:HD2	1:A:17:LEU:HD11	15	3.4
(2,294)	1:A:15:PHE:HD2	1:A:17:LEU:HD12	15	3.4
(2,294)	1:A:15:PHE:HD2	1:A:17:LEU:HD13	15	3.4
(2,294)	1:A:15:PHE:HD1	1:A:17:LEU:HD11	18	3.4
(2,294)	1:A:15:PHE:HD1	1:A:17:LEU:HD12	18	3.4
(2,294)	1:A:15:PHE:HD1	1:A:17:LEU:HD13	18	3.4
(2,294)	1:A:15:PHE:HD2	1:A:17:LEU:HD11	18	3.4
(2,294)	1:A:15:PHE:HD2	1:A:17:LEU:HD12	18	3.4
(2,294)	1:A:15:PHE:HD2	1:A:17:LEU:HD13	18	3.4
(2,27)	1:B:115:PHE:HB3	1:B:117:LEU:HD11	8	3.4
(2,27)	1:B:115:PHE:HB3	1:B:117:LEU:HD12	8	3.4
(2,27)	1:B:115:PHE:HB3	1:B:117:LEU:HD13	8	3.4
(2,25)	1:A:15:PHE:HB3	1:A:17:LEU:HD11	4	3.4
(2,25)	1:A:15:PHE:HB3	1:A:17:LEU:HD12	4	3.4
(2,25)	1:A:15:PHE:HB3	1:A:17:LEU:HD13	4	3.4
(2,183)	1:A:17:LEU:HD21	1:B:117:LEU:HB2	11	3.4
(2,183)	1:A:17:LEU:HD22	1:B:117:LEU:HB2	11	3.4
(2,183)	1:A:17:LEU:HD23	1:B:117:LEU:HB2	11	3.4
(2,39)	1:B:115:PHE:HB3	1:B:117:LEU:HB2	17	3.39
(2,37)	1:A:15:PHE:HB3	1:A:17:LEU:HB2	9	3.39
(2,296)	1:B:115:PHE:HD1	1:B:117:LEU:HD11	6	3.39
(2,296)	1:B:115:PHE:HD1	1:B:117:LEU:HD12	6	3.39
(2,296)	1:B:115:PHE:HD1	1:B:117:LEU:HD13	6	3.39
(2,296)	1:B:115:PHE:HD2	1:B:117:LEU:HD11	6	3.39
(2,296)	1:B:115:PHE:HD2	1:B:117:LEU:HD12	6	3.39
(2,296)	1:B:115:PHE:HD2	1:B:117:LEU:HD13	6	3.39
(2,296)	1:B:115:PHE:HD1	1:B:117:LEU:HD11	18	3.39
(2,296)	1:B:115:PHE:HD1	1:B:117:LEU:HD12	18	3.39
(2,296)	1:B:115:PHE:HD1	1:B:117:LEU:HD13	18	3.39
(2,296)	1:B:115:PHE:HD2	1:B:117:LEU:HD11	18	3.39
(2,296)	1:B:115:PHE:HD2	1:B:117:LEU:HD12	18	3.39
(2,296)	1:B:115:PHE:HD2	1:B:117:LEU:HD13	18	3.39
(2,294)	1:A:15:PHE:HD1	1:A:17:LEU:HD11	11	3.39
(2,294)	1:A:15:PHE:HD1	1:A:17:LEU:HD12	11	3.39

Continued on next page...

Continued from previous page...

Key	Atom-1	Atom-2	Model ID	Violation (Å)
(2,294)	1:A:15:PHE:HD1	1:A:17:LEU:HD13	11	3.39
(2,294)	1:A:15:PHE:HD2	1:A:17:LEU:HD11	11	3.39
(2,294)	1:A:15:PHE:HD2	1:A:17:LEU:HD12	11	3.39
(2,294)	1:A:15:PHE:HD2	1:A:17:LEU:HD13	11	3.39
(2,39)	1:B:115:PHE:HB3	1:B:117:LEU:HB2	9	3.38
(2,37)	1:A:15:PHE:HB3	1:A:17:LEU:HB2	13	3.38
(2,37)	1:A:15:PHE:HB3	1:A:17:LEU:HB2	14	3.38
(2,294)	1:A:15:PHE:HD1	1:A:17:LEU:HD11	2	3.38
(2,294)	1:A:15:PHE:HD1	1:A:17:LEU:HD12	2	3.38
(2,294)	1:A:15:PHE:HD1	1:A:17:LEU:HD13	2	3.38
(2,294)	1:A:15:PHE:HD2	1:A:17:LEU:HD11	2	3.38
(2,294)	1:A:15:PHE:HD2	1:A:17:LEU:HD12	2	3.38
(2,294)	1:A:15:PHE:HD2	1:A:17:LEU:HD13	2	3.38
(2,294)	1:A:15:PHE:HD1	1:A:17:LEU:HD11	3	3.38
(2,294)	1:A:15:PHE:HD1	1:A:17:LEU:HD12	3	3.38
(2,294)	1:A:15:PHE:HD1	1:A:17:LEU:HD13	3	3.38
(2,294)	1:A:15:PHE:HD2	1:A:17:LEU:HD11	3	3.38
(2,294)	1:A:15:PHE:HD2	1:A:17:LEU:HD12	3	3.38
(2,294)	1:A:15:PHE:HD2	1:A:17:LEU:HD13	3	3.38
(2,27)	1:B:115:PHE:HB3	1:B:117:LEU:HD11	13	3.38
(2,27)	1:B:115:PHE:HB3	1:B:117:LEU:HD12	13	3.38
(2,27)	1:B:115:PHE:HB3	1:B:117:LEU:HD13	13	3.38
(2,27)	1:B:115:PHE:HB3	1:B:117:LEU:HD11	16	3.38
(2,27)	1:B:115:PHE:HB3	1:B:117:LEU:HD12	16	3.38
(2,27)	1:B:115:PHE:HB3	1:B:117:LEU:HD13	16	3.38
(2,27)	1:B:115:PHE:HB3	1:B:117:LEU:HD11	18	3.38
(2,27)	1:B:115:PHE:HB3	1:B:117:LEU:HD12	18	3.38
(2,27)	1:B:115:PHE:HB3	1:B:117:LEU:HD13	18	3.38
(2,25)	1:A:15:PHE:HB3	1:A:17:LEU:HD11	15	3.38
(2,25)	1:A:15:PHE:HB3	1:A:17:LEU:HD12	15	3.38
(2,25)	1:A:15:PHE:HB3	1:A:17:LEU:HD13	15	3.38
(2,25)	1:A:15:PHE:HB3	1:A:17:LEU:HD11	19	3.38
(2,25)	1:A:15:PHE:HB3	1:A:17:LEU:HD12	19	3.38
(2,25)	1:A:15:PHE:HB3	1:A:17:LEU:HD13	19	3.38
(2,183)	1:A:17:LEU:HD21	1:B:117:LEU:HB2	17	3.38
(2,183)	1:A:17:LEU:HD22	1:B:117:LEU:HB2	17	3.38
(2,183)	1:A:17:LEU:HD23	1:B:117:LEU:HB2	17	3.38
(2,37)	1:A:15:PHE:HB3	1:A:17:LEU:HB2	17	3.37
(2,294)	1:A:15:PHE:HD1	1:A:17:LEU:HD11	20	3.37
(2,294)	1:A:15:PHE:HD1	1:A:17:LEU:HD12	20	3.37
(2,294)	1:A:15:PHE:HD1	1:A:17:LEU:HD13	20	3.37
(2,294)	1:A:15:PHE:HD2	1:A:17:LEU:HD11	20	3.37

Continued on next page...

Continued from previous page...

Key	Atom-1	Atom-2	Model ID	Violation (Å)
(2,294)	1:A:15:PHE:HD2	1:A:17:LEU:HD12	20	3.37
(2,294)	1:A:15:PHE:HD2	1:A:17:LEU:HD13	20	3.37
(2,27)	1:B:115:PHE:HB3	1:B:117:LEU:HD11	6	3.37
(2,27)	1:B:115:PHE:HB3	1:B:117:LEU:HD12	6	3.37
(2,27)	1:B:115:PHE:HB3	1:B:117:LEU:HD13	6	3.37
(2,25)	1:A:15:PHE:HB3	1:A:17:LEU:HD11	2	3.37
(2,25)	1:A:15:PHE:HB3	1:A:17:LEU:HD12	2	3.37
(2,25)	1:A:15:PHE:HB3	1:A:17:LEU:HD13	2	3.37
(2,25)	1:A:15:PHE:HB3	1:A:17:LEU:HD11	3	3.37
(2,25)	1:A:15:PHE:HB3	1:A:17:LEU:HD12	3	3.37
(2,25)	1:A:15:PHE:HB3	1:A:17:LEU:HD13	3	3.37
(2,37)	1:A:15:PHE:HB3	1:A:17:LEU:HB2	7	3.36
(2,296)	1:B:115:PHE:HD1	1:B:117:LEU:HD11	7	3.36
(2,296)	1:B:115:PHE:HD1	1:B:117:LEU:HD12	7	3.36
(2,296)	1:B:115:PHE:HD1	1:B:117:LEU:HD13	7	3.36
(2,296)	1:B:115:PHE:HD2	1:B:117:LEU:HD11	7	3.36
(2,296)	1:B:115:PHE:HD2	1:B:117:LEU:HD12	7	3.36
(2,296)	1:B:115:PHE:HD2	1:B:117:LEU:HD13	7	3.36
(2,294)	1:A:15:PHE:HD1	1:A:17:LEU:HD11	12	3.36
(2,294)	1:A:15:PHE:HD1	1:A:17:LEU:HD12	12	3.36
(2,294)	1:A:15:PHE:HD1	1:A:17:LEU:HD13	12	3.36
(2,294)	1:A:15:PHE:HD2	1:A:17:LEU:HD11	12	3.36
(2,294)	1:A:15:PHE:HD2	1:A:17:LEU:HD12	12	3.36
(2,294)	1:A:15:PHE:HD2	1:A:17:LEU:HD13	12	3.36
(2,294)	1:A:15:PHE:HD1	1:A:17:LEU:HD11	16	3.36
(2,294)	1:A:15:PHE:HD1	1:A:17:LEU:HD12	16	3.36
(2,294)	1:A:15:PHE:HD1	1:A:17:LEU:HD13	16	3.36
(2,294)	1:A:15:PHE:HD2	1:A:17:LEU:HD11	16	3.36
(2,294)	1:A:15:PHE:HD2	1:A:17:LEU:HD12	16	3.36
(2,294)	1:A:15:PHE:HD2	1:A:17:LEU:HD13	16	3.36
(2,25)	1:A:15:PHE:HB3	1:A:17:LEU:HD11	11	3.36
(2,25)	1:A:15:PHE:HB3	1:A:17:LEU:HD12	11	3.36
(2,25)	1:A:15:PHE:HB3	1:A:17:LEU:HD13	11	3.36
(2,25)	1:A:15:PHE:HB3	1:A:17:LEU:HD11	12	3.36
(2,25)	1:A:15:PHE:HB3	1:A:17:LEU:HD12	12	3.36
(2,25)	1:A:15:PHE:HB3	1:A:17:LEU:HD13	12	3.36
(2,296)	1:B:115:PHE:HD1	1:B:117:LEU:HD11	5	3.35
(2,296)	1:B:115:PHE:HD1	1:B:117:LEU:HD12	5	3.35
(2,296)	1:B:115:PHE:HD1	1:B:117:LEU:HD13	5	3.35
(2,296)	1:B:115:PHE:HD2	1:B:117:LEU:HD11	5	3.35
(2,296)	1:B:115:PHE:HD2	1:B:117:LEU:HD12	5	3.35
(2,296)	1:B:115:PHE:HD2	1:B:117:LEU:HD13	5	3.35

Continued on next page...

Continued from previous page...

Key	Atom-1	Atom-2	Model ID	Violation (Å)
(2,399)	1:A:18:ILE:HG21	1:B:118:ILE:HG13	11	3.34
(2,399)	1:A:18:ILE:HG22	1:B:118:ILE:HG13	11	3.34
(2,399)	1:A:18:ILE:HG23	1:B:118:ILE:HG13	11	3.34
(2,296)	1:B:115:PHE:HD1	1:B:117:LEU:HD11	19	3.34
(2,296)	1:B:115:PHE:HD1	1:B:117:LEU:HD12	19	3.34
(2,296)	1:B:115:PHE:HD1	1:B:117:LEU:HD13	19	3.34
(2,296)	1:B:115:PHE:HD2	1:B:117:LEU:HD11	19	3.34
(2,296)	1:B:115:PHE:HD2	1:B:117:LEU:HD12	19	3.34
(2,296)	1:B:115:PHE:HD2	1:B:117:LEU:HD13	19	3.34
(2,294)	1:A:15:PHE:HD1	1:A:17:LEU:HD11	1	3.34
(2,294)	1:A:15:PHE:HD1	1:A:17:LEU:HD12	1	3.34
(2,294)	1:A:15:PHE:HD1	1:A:17:LEU:HD13	1	3.34
(2,294)	1:A:15:PHE:HD2	1:A:17:LEU:HD11	1	3.34
(2,294)	1:A:15:PHE:HD2	1:A:17:LEU:HD12	1	3.34
(2,294)	1:A:15:PHE:HD2	1:A:17:LEU:HD13	1	3.34
(2,27)	1:B:115:PHE:HB3	1:B:117:LEU:HD11	5	3.34
(2,27)	1:B:115:PHE:HB3	1:B:117:LEU:HD12	5	3.34
(2,27)	1:B:115:PHE:HB3	1:B:117:LEU:HD13	5	3.34
(2,25)	1:A:15:PHE:HB3	1:A:17:LEU:HD11	16	3.34
(2,25)	1:A:15:PHE:HB3	1:A:17:LEU:HD12	16	3.34
(2,25)	1:A:15:PHE:HB3	1:A:17:LEU:HD13	16	3.34
(2,25)	1:A:15:PHE:HB3	1:A:17:LEU:HD11	20	3.34
(2,25)	1:A:15:PHE:HB3	1:A:17:LEU:HD12	20	3.34
(2,25)	1:A:15:PHE:HB3	1:A:17:LEU:HD13	20	3.34
(2,296)	1:B:115:PHE:HD1	1:B:117:LEU:HD11	9	3.33
(2,296)	1:B:115:PHE:HD1	1:B:117:LEU:HD12	9	3.33
(2,296)	1:B:115:PHE:HD1	1:B:117:LEU:HD13	9	3.33
(2,296)	1:B:115:PHE:HD2	1:B:117:LEU:HD11	9	3.33
(2,296)	1:B:115:PHE:HD2	1:B:117:LEU:HD12	9	3.33
(2,296)	1:B:115:PHE:HD2	1:B:117:LEU:HD13	9	3.33
(2,296)	1:B:115:PHE:HD1	1:B:117:LEU:HD11	17	3.33
(2,296)	1:B:115:PHE:HD1	1:B:117:LEU:HD12	17	3.33
(2,296)	1:B:115:PHE:HD1	1:B:117:LEU:HD13	17	3.33
(2,296)	1:B:115:PHE:HD2	1:B:117:LEU:HD11	17	3.33
(2,296)	1:B:115:PHE:HD2	1:B:117:LEU:HD12	17	3.33
(2,296)	1:B:115:PHE:HD2	1:B:117:LEU:HD13	17	3.33
(2,294)	1:A:15:PHE:HD1	1:A:17:LEU:HD11	8	3.33
(2,294)	1:A:15:PHE:HD1	1:A:17:LEU:HD12	8	3.33
(2,294)	1:A:15:PHE:HD1	1:A:17:LEU:HD13	8	3.33
(2,294)	1:A:15:PHE:HD2	1:A:17:LEU:HD11	8	3.33
(2,294)	1:A:15:PHE:HD2	1:A:17:LEU:HD12	8	3.33
(2,294)	1:A:15:PHE:HD2	1:A:17:LEU:HD13	8	3.33

Continued on next page...

Continued from previous page...

Key	Atom-1	Atom-2	Model ID	Violation (Å)
(2,27)	1:B:115:PHE:HB3	1:B:117:LEU:HD11	7	3.33
(2,27)	1:B:115:PHE:HB3	1:B:117:LEU:HD12	7	3.33
(2,27)	1:B:115:PHE:HB3	1:B:117:LEU:HD13	7	3.33
(2,27)	1:B:115:PHE:HB3	1:B:117:LEU:HD11	19	3.33
(2,27)	1:B:115:PHE:HB3	1:B:117:LEU:HD12	19	3.33
(2,27)	1:B:115:PHE:HB3	1:B:117:LEU:HD13	19	3.33
(2,25)	1:A:15:PHE:HB3	1:A:17:LEU:HD11	1	3.33
(2,25)	1:A:15:PHE:HB3	1:A:17:LEU:HD12	1	3.33
(2,25)	1:A:15:PHE:HB3	1:A:17:LEU:HD13	1	3.33
(2,25)	1:A:15:PHE:HB3	1:A:17:LEU:HD11	8	3.32
(2,25)	1:A:15:PHE:HB3	1:A:17:LEU:HD12	8	3.32
(2,25)	1:A:15:PHE:HB3	1:A:17:LEU:HD13	8	3.32
(2,294)	1:A:15:PHE:HD1	1:A:17:LEU:HD11	14	3.31
(2,294)	1:A:15:PHE:HD1	1:A:17:LEU:HD12	14	3.31
(2,294)	1:A:15:PHE:HD1	1:A:17:LEU:HD13	14	3.31
(2,294)	1:A:15:PHE:HD2	1:A:17:LEU:HD11	14	3.31
(2,294)	1:A:15:PHE:HD2	1:A:17:LEU:HD12	14	3.31
(2,294)	1:A:15:PHE:HD2	1:A:17:LEU:HD13	14	3.31
(2,27)	1:B:115:PHE:HB3	1:B:117:LEU:HD11	17	3.31
(2,27)	1:B:115:PHE:HB3	1:B:117:LEU:HD12	17	3.31
(2,27)	1:B:115:PHE:HB3	1:B:117:LEU:HD13	17	3.31
(2,399)	1:A:18:ILE:HG21	1:B:118:ILE:HG13	20	3.29
(2,399)	1:A:18:ILE:HG22	1:B:118:ILE:HG13	20	3.29
(2,399)	1:A:18:ILE:HG23	1:B:118:ILE:HG13	20	3.29
(2,25)	1:A:15:PHE:HB3	1:A:17:LEU:HD11	14	3.29
(2,25)	1:A:15:PHE:HB3	1:A:17:LEU:HD12	14	3.29
(2,25)	1:A:15:PHE:HB3	1:A:17:LEU:HD13	14	3.29
(2,35)	1:B:115:PHE:HB3	1:B:117:LEU:HB2	1	3.28
(2,35)	1:B:115:PHE:HB3	1:B:117:LEU:HB2	12	3.28
(2,35)	1:B:115:PHE:HB3	1:B:117:LEU:HB2	15	3.28
(2,33)	1:A:15:PHE:HB3	1:A:17:LEU:HB2	11	3.28
(2,294)	1:A:15:PHE:HD1	1:A:17:LEU:HD11	9	3.28
(2,294)	1:A:15:PHE:HD1	1:A:17:LEU:HD12	9	3.28
(2,294)	1:A:15:PHE:HD1	1:A:17:LEU:HD13	9	3.28
(2,294)	1:A:15:PHE:HD2	1:A:17:LEU:HD11	9	3.28
(2,294)	1:A:15:PHE:HD2	1:A:17:LEU:HD12	9	3.28
(2,294)	1:A:15:PHE:HD2	1:A:17:LEU:HD13	9	3.28
(2,294)	1:A:15:PHE:HD1	1:A:17:LEU:HD11	13	3.28
(2,294)	1:A:15:PHE:HD1	1:A:17:LEU:HD12	13	3.28
(2,294)	1:A:15:PHE:HD1	1:A:17:LEU:HD13	13	3.28
(2,294)	1:A:15:PHE:HD2	1:A:17:LEU:HD11	13	3.28
(2,294)	1:A:15:PHE:HD2	1:A:17:LEU:HD12	13	3.28

Continued on next page...

Continued from previous page...

Key	Atom-1	Atom-2	Model ID	Violation (Å)
(2,294)	1:A:15:PHE:HD2	1:A:17:LEU:HD13	13	3.28
(2,27)	1:B:115:PHE:HB3	1:B:117:LEU:HD11	9	3.28
(2,27)	1:B:115:PHE:HB3	1:B:117:LEU:HD12	9	3.28
(2,27)	1:B:115:PHE:HB3	1:B:117:LEU:HD13	9	3.28
(2,16)	1:A:17:LEU:HD11	1:B:115:PHE:HB2	14	3.28
(2,16)	1:A:17:LEU:HD12	1:B:115:PHE:HB2	14	3.28
(2,16)	1:A:17:LEU:HD13	1:B:115:PHE:HB2	14	3.28
(2,10)	1:A:17:LEU:HD11	1:B:115:PHE:HB2	14	3.28
(2,10)	1:A:17:LEU:HD12	1:B:115:PHE:HB2	14	3.28
(2,10)	1:A:17:LEU:HD13	1:B:115:PHE:HB2	14	3.28
(2,35)	1:B:115:PHE:HB3	1:B:117:LEU:HB2	2	3.27
(2,35)	1:B:115:PHE:HB3	1:B:117:LEU:HB2	3	3.27
(2,294)	1:A:15:PHE:HD1	1:A:17:LEU:HD11	7	3.27
(2,294)	1:A:15:PHE:HD1	1:A:17:LEU:HD12	7	3.27
(2,294)	1:A:15:PHE:HD1	1:A:17:LEU:HD13	7	3.27
(2,294)	1:A:15:PHE:HD2	1:A:17:LEU:HD11	7	3.27
(2,294)	1:A:15:PHE:HD2	1:A:17:LEU:HD12	7	3.27
(2,294)	1:A:15:PHE:HD2	1:A:17:LEU:HD13	7	3.27
(2,33)	1:A:15:PHE:HB3	1:A:17:LEU:HB2	5	3.26
(2,33)	1:A:15:PHE:HB3	1:A:17:LEU:HB2	6	3.26
(2,33)	1:A:15:PHE:HB3	1:A:17:LEU:HB2	19	3.26
(2,25)	1:A:15:PHE:HB3	1:A:17:LEU:HD11	9	3.26
(2,25)	1:A:15:PHE:HB3	1:A:17:LEU:HD12	9	3.26
(2,25)	1:A:15:PHE:HB3	1:A:17:LEU:HD13	9	3.26
(2,14)	1:A:15:PHE:HB2	1:B:117:LEU:HD11	5	3.26
(2,14)	1:A:15:PHE:HB2	1:B:117:LEU:HD12	5	3.26
(2,14)	1:A:15:PHE:HB2	1:B:117:LEU:HD13	5	3.26
(2,12)	1:A:15:PHE:HB2	1:B:117:LEU:HD11	5	3.26
(2,12)	1:A:15:PHE:HB2	1:B:117:LEU:HD12	5	3.26
(2,12)	1:A:15:PHE:HB2	1:B:117:LEU:HD13	5	3.26
(2,397)	1:A:18:ILE:HG13	1:B:118:ILE:HG21	11	3.25
(2,397)	1:A:18:ILE:HG13	1:B:118:ILE:HG22	11	3.25
(2,397)	1:A:18:ILE:HG13	1:B:118:ILE:HG23	11	3.25
(2,397)	1:A:18:ILE:HG13	1:B:118:ILE:HG21	18	3.25
(2,397)	1:A:18:ILE:HG13	1:B:118:ILE:HG22	18	3.25
(2,397)	1:A:18:ILE:HG13	1:B:118:ILE:HG23	18	3.25
(2,35)	1:B:115:PHE:HB3	1:B:117:LEU:HB2	14	3.25
(2,35)	1:B:115:PHE:HB3	1:B:117:LEU:HB2	20	3.25
(2,294)	1:A:15:PHE:HD1	1:A:17:LEU:HD11	17	3.25
(2,294)	1:A:15:PHE:HD1	1:A:17:LEU:HD12	17	3.25
(2,294)	1:A:15:PHE:HD1	1:A:17:LEU:HD13	17	3.25
(2,294)	1:A:15:PHE:HD2	1:A:17:LEU:HD11	17	3.25

Continued on next page...

Continued from previous page...

Key	Atom-1	Atom-2	Model ID	Violation (Å)
(2,294)	1:A:15:PHE:HD2	1:A:17:LEU:HD12	17	3.25
(2,294)	1:A:15:PHE:HD2	1:A:17:LEU:HD13	17	3.25
(2,25)	1:A:15:PHE:HB3	1:A:17:LEU:HD11	7	3.25
(2,25)	1:A:15:PHE:HB3	1:A:17:LEU:HD12	7	3.25
(2,25)	1:A:15:PHE:HB3	1:A:17:LEU:HD13	7	3.25
(2,25)	1:A:15:PHE:HB3	1:A:17:LEU:HD11	13	3.25
(2,25)	1:A:15:PHE:HB3	1:A:17:LEU:HD12	13	3.25
(2,25)	1:A:15:PHE:HB3	1:A:17:LEU:HD13	13	3.25
(2,35)	1:B:115:PHE:HB3	1:B:117:LEU:HB2	8	3.24
(2,35)	1:B:115:PHE:HB3	1:B:117:LEU:HB2	16	3.24
(2,16)	1:A:17:LEU:HD11	1:B:115:PHE:HB2	17	3.24
(2,16)	1:A:17:LEU:HD12	1:B:115:PHE:HB2	17	3.24
(2,16)	1:A:17:LEU:HD13	1:B:115:PHE:HB2	17	3.24
(2,14)	1:A:15:PHE:HB2	1:B:117:LEU:HD11	12	3.24
(2,14)	1:A:15:PHE:HB2	1:B:117:LEU:HD12	12	3.24
(2,14)	1:A:15:PHE:HB2	1:B:117:LEU:HD13	12	3.24
(2,14)	1:A:15:PHE:HB2	1:B:117:LEU:HD11	15	3.24
(2,14)	1:A:15:PHE:HB2	1:B:117:LEU:HD12	15	3.24
(2,14)	1:A:15:PHE:HB2	1:B:117:LEU:HD13	15	3.24
(2,12)	1:A:15:PHE:HB2	1:B:117:LEU:HD11	12	3.24
(2,12)	1:A:15:PHE:HB2	1:B:117:LEU:HD12	12	3.24
(2,12)	1:A:15:PHE:HB2	1:B:117:LEU:HD13	12	3.24
(2,12)	1:A:15:PHE:HB2	1:B:117:LEU:HD11	15	3.24
(2,12)	1:A:15:PHE:HB2	1:B:117:LEU:HD12	15	3.24
(2,12)	1:A:15:PHE:HB2	1:B:117:LEU:HD13	15	3.24
(2,10)	1:A:17:LEU:HD11	1:B:115:PHE:HB2	17	3.24
(2,10)	1:A:17:LEU:HD12	1:B:115:PHE:HB2	17	3.24
(2,10)	1:A:17:LEU:HD13	1:B:115:PHE:HB2	17	3.24
(2,399)	1:A:18:ILE:HG21	1:B:118:ILE:HG13	18	3.23
(2,399)	1:A:18:ILE:HG22	1:B:118:ILE:HG13	18	3.23
(2,399)	1:A:18:ILE:HG23	1:B:118:ILE:HG13	18	3.23
(2,16)	1:A:17:LEU:HD11	1:B:115:PHE:HB2	8	3.23
(2,16)	1:A:17:LEU:HD12	1:B:115:PHE:HB2	8	3.23
(2,16)	1:A:17:LEU:HD13	1:B:115:PHE:HB2	8	3.23
(2,16)	1:A:17:LEU:HD11	1:B:115:PHE:HB2	11	3.23
(2,16)	1:A:17:LEU:HD12	1:B:115:PHE:HB2	11	3.23
(2,16)	1:A:17:LEU:HD13	1:B:115:PHE:HB2	11	3.23
(2,16)	1:A:17:LEU:HD11	1:B:115:PHE:HB2	13	3.23
(2,16)	1:A:17:LEU:HD12	1:B:115:PHE:HB2	13	3.23
(2,16)	1:A:17:LEU:HD13	1:B:115:PHE:HB2	13	3.23
(2,14)	1:A:15:PHE:HB2	1:B:117:LEU:HD11	2	3.23
(2,14)	1:A:15:PHE:HB2	1:B:117:LEU:HD12	2	3.23

Continued on next page...

Continued from previous page...

Key	Atom-1	Atom-2	Model ID	Violation (Å)
(2,14)	1:A:15:PHE:HB2	1:B:117:LEU:HD13	2	3.23
(2,12)	1:A:15:PHE:HB2	1:B:117:LEU:HD11	2	3.23
(2,12)	1:A:15:PHE:HB2	1:B:117:LEU:HD12	2	3.23
(2,12)	1:A:15:PHE:HB2	1:B:117:LEU:HD13	2	3.23
(2,10)	1:A:17:LEU:HD11	1:B:115:PHE:HB2	8	3.23
(2,10)	1:A:17:LEU:HD12	1:B:115:PHE:HB2	8	3.23
(2,10)	1:A:17:LEU:HD13	1:B:115:PHE:HB2	8	3.23
(2,10)	1:A:17:LEU:HD11	1:B:115:PHE:HB2	11	3.23
(2,10)	1:A:17:LEU:HD12	1:B:115:PHE:HB2	11	3.23
(2,10)	1:A:17:LEU:HD13	1:B:115:PHE:HB2	11	3.23
(2,10)	1:A:17:LEU:HD11	1:B:115:PHE:HB2	13	3.23
(2,10)	1:A:17:LEU:HD12	1:B:115:PHE:HB2	13	3.23
(2,10)	1:A:17:LEU:HD13	1:B:115:PHE:HB2	13	3.23
(2,35)	1:B:115:PHE:HB3	1:B:117:LEU:HB2	4	3.22
(2,35)	1:B:115:PHE:HB3	1:B:117:LEU:HB2	10	3.22
(2,35)	1:B:115:PHE:HB3	1:B:117:LEU:HB2	18	3.22
(2,33)	1:A:15:PHE:HB3	1:A:17:LEU:HB2	18	3.22
(2,25)	1:A:15:PHE:HB3	1:A:17:LEU:HD11	17	3.22
(2,25)	1:A:15:PHE:HB3	1:A:17:LEU:HD12	17	3.22
(2,25)	1:A:15:PHE:HB3	1:A:17:LEU:HD13	17	3.22
(2,16)	1:A:17:LEU:HD11	1:B:115:PHE:HB2	1	3.22
(2,16)	1:A:17:LEU:HD12	1:B:115:PHE:HB2	1	3.22
(2,16)	1:A:17:LEU:HD13	1:B:115:PHE:HB2	1	3.22
(2,16)	1:A:17:LEU:HD11	1:B:115:PHE:HB2	6	3.22
(2,16)	1:A:17:LEU:HD12	1:B:115:PHE:HB2	6	3.22
(2,16)	1:A:17:LEU:HD13	1:B:115:PHE:HB2	6	3.22
(2,16)	1:A:17:LEU:HD11	1:B:115:PHE:HB2	12	3.22
(2,16)	1:A:17:LEU:HD12	1:B:115:PHE:HB2	12	3.22
(2,16)	1:A:17:LEU:HD13	1:B:115:PHE:HB2	12	3.22
(2,16)	1:A:17:LEU:HD11	1:B:115:PHE:HB2	19	3.22
(2,16)	1:A:17:LEU:HD12	1:B:115:PHE:HB2	19	3.22
(2,16)	1:A:17:LEU:HD13	1:B:115:PHE:HB2	19	3.22
(2,14)	1:A:15:PHE:HB2	1:B:117:LEU:HD11	3	3.22
(2,14)	1:A:15:PHE:HB2	1:B:117:LEU:HD12	3	3.22
(2,14)	1:A:15:PHE:HB2	1:B:117:LEU:HD13	3	3.22
(2,14)	1:A:15:PHE:HB2	1:B:117:LEU:HD11	16	3.22
(2,14)	1:A:15:PHE:HB2	1:B:117:LEU:HD12	16	3.22
(2,14)	1:A:15:PHE:HB2	1:B:117:LEU:HD13	16	3.22
(2,12)	1:A:15:PHE:HB2	1:B:117:LEU:HD11	3	3.22
(2,12)	1:A:15:PHE:HB2	1:B:117:LEU:HD12	3	3.22
(2,12)	1:A:15:PHE:HB2	1:B:117:LEU:HD13	3	3.22
(2,12)	1:A:15:PHE:HB2	1:B:117:LEU:HD11	16	3.22

Continued on next page...

Continued from previous page...

Key	Atom-1	Atom-2	Model ID	Violation (Å)
(2,12)	1:A:15:PHE:HB2	1:B:117:LEU:HD12	16	3.22
(2,12)	1:A:15:PHE:HB2	1:B:117:LEU:HD13	16	3.22
(2,10)	1:A:17:LEU:HD11	1:B:115:PHE:HB2	1	3.22
(2,10)	1:A:17:LEU:HD12	1:B:115:PHE:HB2	1	3.22
(2,10)	1:A:17:LEU:HD13	1:B:115:PHE:HB2	1	3.22
(2,10)	1:A:17:LEU:HD11	1:B:115:PHE:HB2	6	3.22
(2,10)	1:A:17:LEU:HD12	1:B:115:PHE:HB2	6	3.22
(2,10)	1:A:17:LEU:HD13	1:B:115:PHE:HB2	6	3.22
(2,10)	1:A:17:LEU:HD11	1:B:115:PHE:HB2	12	3.22
(2,10)	1:A:17:LEU:HD12	1:B:115:PHE:HB2	12	3.22
(2,10)	1:A:17:LEU:HD13	1:B:115:PHE:HB2	12	3.22
(2,10)	1:A:17:LEU:HD11	1:B:115:PHE:HB2	19	3.22
(2,10)	1:A:17:LEU:HD12	1:B:115:PHE:HB2	19	3.22
(2,10)	1:A:17:LEU:HD13	1:B:115:PHE:HB2	19	3.22
(2,35)	1:B:115:PHE:HB3	1:B:117:LEU:HB2	13	3.21
(2,16)	1:A:17:LEU:HD11	1:B:115:PHE:HB2	2	3.21
(2,16)	1:A:17:LEU:HD12	1:B:115:PHE:HB2	2	3.21
(2,16)	1:A:17:LEU:HD13	1:B:115:PHE:HB2	2	3.21
(2,16)	1:A:17:LEU:HD11	1:B:115:PHE:HB2	3	3.21
(2,16)	1:A:17:LEU:HD12	1:B:115:PHE:HB2	3	3.21
(2,16)	1:A:17:LEU:HD13	1:B:115:PHE:HB2	3	3.21
(2,16)	1:A:17:LEU:HD11	1:B:115:PHE:HB2	15	3.21
(2,16)	1:A:17:LEU:HD12	1:B:115:PHE:HB2	15	3.21
(2,16)	1:A:17:LEU:HD13	1:B:115:PHE:HB2	15	3.21
(2,14)	1:A:15:PHE:HB2	1:B:117:LEU:HD11	1	3.21
(2,14)	1:A:15:PHE:HB2	1:B:117:LEU:HD12	1	3.21
(2,14)	1:A:15:PHE:HB2	1:B:117:LEU:HD13	1	3.21
(2,14)	1:A:15:PHE:HB2	1:B:117:LEU:HD11	6	3.21
(2,14)	1:A:15:PHE:HB2	1:B:117:LEU:HD12	6	3.21
(2,14)	1:A:15:PHE:HB2	1:B:117:LEU:HD13	6	3.21
(2,12)	1:A:15:PHE:HB2	1:B:117:LEU:HD11	1	3.21
(2,12)	1:A:15:PHE:HB2	1:B:117:LEU:HD12	1	3.21
(2,12)	1:A:15:PHE:HB2	1:B:117:LEU:HD13	1	3.21
(2,12)	1:A:15:PHE:HB2	1:B:117:LEU:HD11	6	3.21
(2,12)	1:A:15:PHE:HB2	1:B:117:LEU:HD12	6	3.21
(2,12)	1:A:15:PHE:HB2	1:B:117:LEU:HD13	6	3.21
(2,10)	1:A:17:LEU:HD11	1:B:115:PHE:HB2	2	3.21
(2,10)	1:A:17:LEU:HD12	1:B:115:PHE:HB2	2	3.21
(2,10)	1:A:17:LEU:HD13	1:B:115:PHE:HB2	2	3.21
(2,10)	1:A:17:LEU:HD11	1:B:115:PHE:HB2	3	3.21
(2,10)	1:A:17:LEU:HD12	1:B:115:PHE:HB2	3	3.21
(2,10)	1:A:17:LEU:HD13	1:B:115:PHE:HB2	3	3.21

Continued on next page...

Continued from previous page...

Key	Atom-1	Atom-2	Model ID	Violation (Å)
(2,10)	1:A:17:LEU:HD11	1:B:115:PHE:HB2	15	3.21
(2,10)	1:A:17:LEU:HD12	1:B:115:PHE:HB2	15	3.21
(2,10)	1:A:17:LEU:HD13	1:B:115:PHE:HB2	15	3.21
(2,33)	1:A:15:PHE:HB3	1:A:17:LEU:HB2	10	3.2
(2,16)	1:A:17:LEU:HD11	1:B:115:PHE:HB2	5	3.2
(2,16)	1:A:17:LEU:HD12	1:B:115:PHE:HB2	5	3.2
(2,16)	1:A:17:LEU:HD13	1:B:115:PHE:HB2	5	3.2
(2,16)	1:A:17:LEU:HD11	1:B:115:PHE:HB2	16	3.2
(2,16)	1:A:17:LEU:HD12	1:B:115:PHE:HB2	16	3.2
(2,16)	1:A:17:LEU:HD13	1:B:115:PHE:HB2	16	3.2
(2,16)	1:A:17:LEU:HD11	1:B:115:PHE:HB2	20	3.2
(2,16)	1:A:17:LEU:HD12	1:B:115:PHE:HB2	20	3.2
(2,16)	1:A:17:LEU:HD13	1:B:115:PHE:HB2	20	3.2
(2,14)	1:A:15:PHE:HB2	1:B:117:LEU:HD11	19	3.2
(2,14)	1:A:15:PHE:HB2	1:B:117:LEU:HD12	19	3.2
(2,14)	1:A:15:PHE:HB2	1:B:117:LEU:HD13	19	3.2
(2,12)	1:A:15:PHE:HB2	1:B:117:LEU:HD11	19	3.2
(2,12)	1:A:15:PHE:HB2	1:B:117:LEU:HD12	19	3.2
(2,12)	1:A:15:PHE:HB2	1:B:117:LEU:HD13	19	3.2
(2,10)	1:A:17:LEU:HD11	1:B:115:PHE:HB2	5	3.2
(2,10)	1:A:17:LEU:HD12	1:B:115:PHE:HB2	5	3.2
(2,10)	1:A:17:LEU:HD13	1:B:115:PHE:HB2	5	3.2
(2,10)	1:A:17:LEU:HD11	1:B:115:PHE:HB2	16	3.2
(2,10)	1:A:17:LEU:HD12	1:B:115:PHE:HB2	16	3.2
(2,10)	1:A:17:LEU:HD13	1:B:115:PHE:HB2	16	3.2
(2,10)	1:A:17:LEU:HD11	1:B:115:PHE:HB2	20	3.2
(2,10)	1:A:17:LEU:HD12	1:B:115:PHE:HB2	20	3.2
(2,10)	1:A:17:LEU:HD13	1:B:115:PHE:HB2	20	3.2
(2,397)	1:A:18:ILE:HG13	1:B:118:ILE:HG21	20	3.19
(2,397)	1:A:18:ILE:HG13	1:B:118:ILE:HG22	20	3.19
(2,397)	1:A:18:ILE:HG13	1:B:118:ILE:HG23	20	3.19
(2,35)	1:B:115:PHE:HB3	1:B:117:LEU:HB2	7	3.19
(2,35)	1:B:115:PHE:HB3	1:B:117:LEU:HB2	11	3.19
(2,33)	1:A:15:PHE:HB3	1:A:17:LEU:HB2	4	3.19
(2,16)	1:A:17:LEU:HD11	1:B:115:PHE:HB2	4	3.19
(2,16)	1:A:17:LEU:HD12	1:B:115:PHE:HB2	4	3.19
(2,16)	1:A:17:LEU:HD13	1:B:115:PHE:HB2	4	3.19
(2,16)	1:A:17:LEU:HD11	1:B:115:PHE:HB2	7	3.19
(2,16)	1:A:17:LEU:HD12	1:B:115:PHE:HB2	7	3.19
(2,16)	1:A:17:LEU:HD13	1:B:115:PHE:HB2	7	3.19
(2,16)	1:A:17:LEU:HD11	1:B:115:PHE:HB2	10	3.19
(2,16)	1:A:17:LEU:HD12	1:B:115:PHE:HB2	10	3.19

Continued on next page...

Continued from previous page...

Key	Atom-1	Atom-2	Model ID	Violation (Å)
(2,16)	1:A:17:LEU:HD13	1:B:115:PHE:HB2	10	3.19
(2,14)	1:A:15:PHE:HB2	1:B:117:LEU:HD11	8	3.19
(2,14)	1:A:15:PHE:HB2	1:B:117:LEU:HD12	8	3.19
(2,14)	1:A:15:PHE:HB2	1:B:117:LEU:HD13	8	3.19
(2,12)	1:A:15:PHE:HB2	1:B:117:LEU:HD11	8	3.19
(2,12)	1:A:15:PHE:HB2	1:B:117:LEU:HD12	8	3.19
(2,12)	1:A:15:PHE:HB2	1:B:117:LEU:HD13	8	3.19
(2,10)	1:A:17:LEU:HD11	1:B:115:PHE:HB2	4	3.19
(2,10)	1:A:17:LEU:HD12	1:B:115:PHE:HB2	4	3.19
(2,10)	1:A:17:LEU:HD13	1:B:115:PHE:HB2	4	3.19
(2,10)	1:A:17:LEU:HD11	1:B:115:PHE:HB2	7	3.19
(2,10)	1:A:17:LEU:HD12	1:B:115:PHE:HB2	7	3.19
(2,10)	1:A:17:LEU:HD13	1:B:115:PHE:HB2	7	3.19
(2,10)	1:A:17:LEU:HD11	1:B:115:PHE:HB2	10	3.19
(2,10)	1:A:17:LEU:HD12	1:B:115:PHE:HB2	10	3.19
(2,10)	1:A:17:LEU:HD13	1:B:115:PHE:HB2	10	3.19
(2,14)	1:A:15:PHE:HB2	1:B:117:LEU:HD11	10	3.18
(2,14)	1:A:15:PHE:HB2	1:B:117:LEU:HD12	10	3.18
(2,14)	1:A:15:PHE:HB2	1:B:117:LEU:HD13	10	3.18
(2,12)	1:A:15:PHE:HB2	1:B:117:LEU:HD11	10	3.18
(2,12)	1:A:15:PHE:HB2	1:B:117:LEU:HD12	10	3.18
(2,12)	1:A:15:PHE:HB2	1:B:117:LEU:HD13	10	3.18
(2,33)	1:A:15:PHE:HB3	1:A:17:LEU:HB2	20	3.17
(2,14)	1:A:15:PHE:HB2	1:B:117:LEU:HD11	4	3.17
(2,14)	1:A:15:PHE:HB2	1:B:117:LEU:HD12	4	3.17
(2,14)	1:A:15:PHE:HB2	1:B:117:LEU:HD13	4	3.17
(2,14)	1:A:15:PHE:HB2	1:B:117:LEU:HD11	7	3.17
(2,14)	1:A:15:PHE:HB2	1:B:117:LEU:HD12	7	3.17
(2,14)	1:A:15:PHE:HB2	1:B:117:LEU:HD13	7	3.17
(2,12)	1:A:15:PHE:HB2	1:B:117:LEU:HD11	4	3.17
(2,12)	1:A:15:PHE:HB2	1:B:117:LEU:HD12	4	3.17
(2,12)	1:A:15:PHE:HB2	1:B:117:LEU:HD13	4	3.17
(2,12)	1:A:15:PHE:HB2	1:B:117:LEU:HD11	7	3.17
(2,12)	1:A:15:PHE:HB2	1:B:117:LEU:HD12	7	3.17
(2,12)	1:A:15:PHE:HB2	1:B:117:LEU:HD13	7	3.17
(2,35)	1:B:115:PHE:HB3	1:B:117:LEU:HB2	6	3.16
(2,16)	1:A:17:LEU:HD11	1:B:115:PHE:HB2	9	3.16
(2,16)	1:A:17:LEU:HD12	1:B:115:PHE:HB2	9	3.16
(2,16)	1:A:17:LEU:HD13	1:B:115:PHE:HB2	9	3.16
(2,14)	1:A:15:PHE:HB2	1:B:117:LEU:HD11	14	3.16
(2,14)	1:A:15:PHE:HB2	1:B:117:LEU:HD12	14	3.16
(2,14)	1:A:15:PHE:HB2	1:B:117:LEU:HD13	14	3.16

Continued on next page...

Continued from previous page...

Key	Atom-1	Atom-2	Model ID	Violation (Å)
(2,14)	1:A:15:PHE:HB2	1:B:117:LEU:HD11	18	3.16
(2,14)	1:A:15:PHE:HB2	1:B:117:LEU:HD12	18	3.16
(2,14)	1:A:15:PHE:HB2	1:B:117:LEU:HD13	18	3.16
(2,12)	1:A:15:PHE:HB2	1:B:117:LEU:HD11	14	3.16
(2,12)	1:A:15:PHE:HB2	1:B:117:LEU:HD12	14	3.16
(2,12)	1:A:15:PHE:HB2	1:B:117:LEU:HD13	14	3.16
(2,12)	1:A:15:PHE:HB2	1:B:117:LEU:HD11	18	3.16
(2,12)	1:A:15:PHE:HB2	1:B:117:LEU:HD12	18	3.16
(2,12)	1:A:15:PHE:HB2	1:B:117:LEU:HD13	18	3.16
(2,10)	1:A:17:LEU:HD11	1:B:115:PHE:HB2	9	3.16
(2,10)	1:A:17:LEU:HD12	1:B:115:PHE:HB2	9	3.16
(2,10)	1:A:17:LEU:HD13	1:B:115:PHE:HB2	9	3.16
(2,33)	1:A:15:PHE:HB3	1:A:17:LEU:HB2	2	3.15
(2,33)	1:A:15:PHE:HB3	1:A:17:LEU:HB2	3	3.15
(2,33)	1:A:15:PHE:HB3	1:A:17:LEU:HB2	15	3.15
(2,14)	1:A:15:PHE:HB2	1:B:117:LEU:HD11	9	3.15
(2,14)	1:A:15:PHE:HB2	1:B:117:LEU:HD12	9	3.15
(2,14)	1:A:15:PHE:HB2	1:B:117:LEU:HD13	9	3.15
(2,12)	1:A:15:PHE:HB2	1:B:117:LEU:HD11	9	3.15
(2,12)	1:A:15:PHE:HB2	1:B:117:LEU:HD12	9	3.15
(2,12)	1:A:15:PHE:HB2	1:B:117:LEU:HD13	9	3.15
(2,35)	1:B:115:PHE:HB3	1:B:117:LEU:HB2	5	3.14
(2,33)	1:A:15:PHE:HB3	1:A:17:LEU:HB2	12	3.14
(2,33)	1:A:15:PHE:HB3	1:A:17:LEU:HB2	8	3.13
(2,14)	1:A:15:PHE:HB2	1:B:117:LEU:HD11	20	3.13
(2,14)	1:A:15:PHE:HB2	1:B:117:LEU:HD12	20	3.13
(2,14)	1:A:15:PHE:HB2	1:B:117:LEU:HD13	20	3.13
(2,12)	1:A:15:PHE:HB2	1:B:117:LEU:HD11	20	3.13
(2,12)	1:A:15:PHE:HB2	1:B:117:LEU:HD12	20	3.13
(2,12)	1:A:15:PHE:HB2	1:B:117:LEU:HD13	20	3.13
(2,113)	1:A:18:ILE:HG12	1:B:118:ILE:HG21	11	3.13
(2,113)	1:A:18:ILE:HG12	1:B:118:ILE:HG22	11	3.13
(2,113)	1:A:18:ILE:HG12	1:B:118:ILE:HG23	11	3.13
(2,35)	1:B:115:PHE:HB3	1:B:117:LEU:HB2	19	3.12
(2,33)	1:A:15:PHE:HB3	1:A:17:LEU:HB2	1	3.12
(2,14)	1:A:15:PHE:HB2	1:B:117:LEU:HD11	13	3.12
(2,14)	1:A:15:PHE:HB2	1:B:117:LEU:HD12	13	3.12
(2,14)	1:A:15:PHE:HB2	1:B:117:LEU:HD13	13	3.12
(2,14)	1:A:15:PHE:HB2	1:B:117:LEU:HD11	17	3.12
(2,14)	1:A:15:PHE:HB2	1:B:117:LEU:HD12	17	3.12
(2,14)	1:A:15:PHE:HB2	1:B:117:LEU:HD13	17	3.12
(2,12)	1:A:15:PHE:HB2	1:B:117:LEU:HD11	13	3.12

Continued on next page...

Continued from previous page...

Key	Atom-1	Atom-2	Model ID	Violation (Å)
(2,12)	1:A:15:PHE:HB2	1:B:117:LEU:HD12	13	3.12
(2,12)	1:A:15:PHE:HB2	1:B:117:LEU:HD13	13	3.12
(2,12)	1:A:15:PHE:HB2	1:B:117:LEU:HD11	17	3.12
(2,12)	1:A:15:PHE:HB2	1:B:117:LEU:HD12	17	3.12
(2,12)	1:A:15:PHE:HB2	1:B:117:LEU:HD13	17	3.12
(2,33)	1:A:15:PHE:HB3	1:A:17:LEU:HB2	16	3.11
(2,35)	1:B:115:PHE:HB3	1:B:117:LEU:HB2	17	3.1
(2,33)	1:A:15:PHE:HB3	1:A:17:LEU:HB2	9	3.1
(2,35)	1:B:115:PHE:HB3	1:B:117:LEU:HB2	9	3.09
(2,33)	1:A:15:PHE:HB3	1:A:17:LEU:HB2	13	3.09
(2,33)	1:A:15:PHE:HB3	1:A:17:LEU:HB2	14	3.09
(2,33)	1:A:15:PHE:HB3	1:A:17:LEU:HB2	17	3.08
(2,211)	1:A:17:LEU:HD21	1:B:116:VAL:H	11	3.08
(2,211)	1:A:17:LEU:HD22	1:B:116:VAL:H	11	3.08
(2,211)	1:A:17:LEU:HD23	1:B:116:VAL:H	11	3.08
(2,143)	1:A:17:LEU:HD21	1:B:116:VAL:H	11	3.08
(2,143)	1:A:17:LEU:HD22	1:B:116:VAL:H	11	3.08
(2,143)	1:A:17:LEU:HD23	1:B:116:VAL:H	11	3.08
(2,33)	1:A:15:PHE:HB3	1:A:17:LEU:HB2	7	3.07
(2,16)	1:A:17:LEU:HD11	1:B:115:PHE:HB2	18	3.07
(2,16)	1:A:17:LEU:HD12	1:B:115:PHE:HB2	18	3.07
(2,16)	1:A:17:LEU:HD13	1:B:115:PHE:HB2	18	3.07
(2,14)	1:A:15:PHE:HB2	1:B:117:LEU:HD11	11	3.07
(2,14)	1:A:15:PHE:HB2	1:B:117:LEU:HD12	11	3.07
(2,14)	1:A:15:PHE:HB2	1:B:117:LEU:HD13	11	3.07
(2,12)	1:A:15:PHE:HB2	1:B:117:LEU:HD11	11	3.07
(2,12)	1:A:15:PHE:HB2	1:B:117:LEU:HD12	11	3.07
(2,12)	1:A:15:PHE:HB2	1:B:117:LEU:HD13	11	3.07
(2,10)	1:A:17:LEU:HD11	1:B:115:PHE:HB2	18	3.07
(2,10)	1:A:17:LEU:HD12	1:B:115:PHE:HB2	18	3.07
(2,10)	1:A:17:LEU:HD13	1:B:115:PHE:HB2	18	3.07
(2,213)	1:A:16:VAL:H	1:B:117:LEU:HD21	20	3.06
(2,213)	1:A:16:VAL:H	1:B:117:LEU:HD22	20	3.06
(2,213)	1:A:16:VAL:H	1:B:117:LEU:HD23	20	3.06
(2,141)	1:A:16:VAL:H	1:B:117:LEU:HD21	20	3.06
(2,141)	1:A:16:VAL:H	1:B:117:LEU:HD22	20	3.06
(2,141)	1:A:16:VAL:H	1:B:117:LEU:HD23	20	3.06
(2,115)	1:A:18:ILE:HG21	1:B:118:ILE:HG12	18	3.06
(2,115)	1:A:18:ILE:HG22	1:B:118:ILE:HG12	18	3.06
(2,115)	1:A:18:ILE:HG23	1:B:118:ILE:HG12	18	3.06
(2,113)	1:A:18:ILE:HG12	1:B:118:ILE:HG21	20	3.06
(2,113)	1:A:18:ILE:HG12	1:B:118:ILE:HG22	20	3.06

Continued on next page...

Continued from previous page...

Key	Atom-1	Atom-2	Model ID	Violation (Å)
(2,113)	1:A:18:ILE:HG12	1:B:118:ILE:HG23	20	3.06
(2,213)	1:A:16:VAL:H	1:B:117:LEU:HD21	3	3.03
(2,213)	1:A:16:VAL:H	1:B:117:LEU:HD22	3	3.03
(2,213)	1:A:16:VAL:H	1:B:117:LEU:HD23	3	3.03
(2,211)	1:A:17:LEU:HD21	1:B:116:VAL:H	6	3.03
(2,211)	1:A:17:LEU:HD22	1:B:116:VAL:H	6	3.03
(2,211)	1:A:17:LEU:HD23	1:B:116:VAL:H	6	3.03
(2,143)	1:A:17:LEU:HD21	1:B:116:VAL:H	6	3.03
(2,143)	1:A:17:LEU:HD22	1:B:116:VAL:H	6	3.03
(2,143)	1:A:17:LEU:HD23	1:B:116:VAL:H	6	3.03
(2,141)	1:A:16:VAL:H	1:B:117:LEU:HD21	3	3.03
(2,141)	1:A:16:VAL:H	1:B:117:LEU:HD22	3	3.03
(2,141)	1:A:16:VAL:H	1:B:117:LEU:HD23	3	3.03
(2,115)	1:A:18:ILE:HG21	1:B:118:ILE:HG12	11	3.03
(2,115)	1:A:18:ILE:HG22	1:B:118:ILE:HG12	11	3.03
(2,115)	1:A:18:ILE:HG23	1:B:118:ILE:HG12	11	3.03
(2,213)	1:A:16:VAL:H	1:B:117:LEU:HD21	2	3.02
(2,213)	1:A:16:VAL:H	1:B:117:LEU:HD22	2	3.02
(2,213)	1:A:16:VAL:H	1:B:117:LEU:HD23	2	3.02
(2,213)	1:A:16:VAL:H	1:B:117:LEU:HD21	12	3.02
(2,213)	1:A:16:VAL:H	1:B:117:LEU:HD22	12	3.02
(2,213)	1:A:16:VAL:H	1:B:117:LEU:HD23	12	3.02
(2,213)	1:A:16:VAL:H	1:B:117:LEU:HD21	15	3.02
(2,213)	1:A:16:VAL:H	1:B:117:LEU:HD22	15	3.02
(2,213)	1:A:16:VAL:H	1:B:117:LEU:HD23	15	3.02
(2,211)	1:A:17:LEU:HD21	1:B:116:VAL:H	5	3.02
(2,211)	1:A:17:LEU:HD22	1:B:116:VAL:H	5	3.02
(2,211)	1:A:17:LEU:HD23	1:B:116:VAL:H	5	3.02
(2,143)	1:A:17:LEU:HD21	1:B:116:VAL:H	5	3.02
(2,143)	1:A:17:LEU:HD22	1:B:116:VAL:H	5	3.02
(2,143)	1:A:17:LEU:HD23	1:B:116:VAL:H	5	3.02
(2,141)	1:A:16:VAL:H	1:B:117:LEU:HD21	2	3.02
(2,141)	1:A:16:VAL:H	1:B:117:LEU:HD22	2	3.02
(2,141)	1:A:16:VAL:H	1:B:117:LEU:HD23	2	3.02
(2,141)	1:A:16:VAL:H	1:B:117:LEU:HD21	12	3.02
(2,141)	1:A:16:VAL:H	1:B:117:LEU:HD22	12	3.02
(2,141)	1:A:16:VAL:H	1:B:117:LEU:HD23	12	3.02
(2,141)	1:A:16:VAL:H	1:B:117:LEU:HD21	15	3.02
(2,141)	1:A:16:VAL:H	1:B:117:LEU:HD22	15	3.02
(2,141)	1:A:16:VAL:H	1:B:117:LEU:HD23	15	3.02
(2,213)	1:A:16:VAL:H	1:B:117:LEU:HD21	1	3.01
(2,213)	1:A:16:VAL:H	1:B:117:LEU:HD22	1	3.01

Continued on next page...

Continued from previous page...

Key	Atom-1	Atom-2	Model ID	Violation (Å)
(2,213)	1:A:16:VAL:H	1:B:117:LEU:HD23	1	3.01
(2,141)	1:A:16:VAL:H	1:B:117:LEU:HD21	1	3.01
(2,141)	1:A:16:VAL:H	1:B:117:LEU:HD22	1	3.01
(2,141)	1:A:16:VAL:H	1:B:117:LEU:HD23	1	3.01
(2,213)	1:A:16:VAL:H	1:B:117:LEU:HD21	8	3.0
(2,213)	1:A:16:VAL:H	1:B:117:LEU:HD22	8	3.0
(2,213)	1:A:16:VAL:H	1:B:117:LEU:HD23	8	3.0
(2,213)	1:A:16:VAL:H	1:B:117:LEU:HD21	14	3.0
(2,213)	1:A:16:VAL:H	1:B:117:LEU:HD22	14	3.0
(2,213)	1:A:16:VAL:H	1:B:117:LEU:HD23	14	3.0
(2,213)	1:A:16:VAL:H	1:B:117:LEU:HD21	16	3.0
(2,213)	1:A:16:VAL:H	1:B:117:LEU:HD22	16	3.0
(2,213)	1:A:16:VAL:H	1:B:117:LEU:HD23	16	3.0
(2,211)	1:A:17:LEU:HD21	1:B:116:VAL:H	19	3.0
(2,211)	1:A:17:LEU:HD22	1:B:116:VAL:H	19	3.0
(2,211)	1:A:17:LEU:HD23	1:B:116:VAL:H	19	3.0
(2,143)	1:A:17:LEU:HD21	1:B:116:VAL:H	19	3.0
(2,143)	1:A:17:LEU:HD22	1:B:116:VAL:H	19	3.0
(2,143)	1:A:17:LEU:HD23	1:B:116:VAL:H	19	3.0
(2,141)	1:A:16:VAL:H	1:B:117:LEU:HD21	8	3.0
(2,141)	1:A:16:VAL:H	1:B:117:LEU:HD22	8	3.0
(2,141)	1:A:16:VAL:H	1:B:117:LEU:HD23	8	3.0
(2,141)	1:A:16:VAL:H	1:B:117:LEU:HD21	14	3.0
(2,141)	1:A:16:VAL:H	1:B:117:LEU:HD22	14	3.0
(2,141)	1:A:16:VAL:H	1:B:117:LEU:HD23	14	3.0
(2,141)	1:A:16:VAL:H	1:B:117:LEU:HD21	16	3.0
(2,141)	1:A:16:VAL:H	1:B:117:LEU:HD22	16	3.0
(2,141)	1:A:16:VAL:H	1:B:117:LEU:HD23	16	3.0
(2,213)	1:A:16:VAL:H	1:B:117:LEU:HD21	7	2.99
(2,213)	1:A:16:VAL:H	1:B:117:LEU:HD22	7	2.99
(2,213)	1:A:16:VAL:H	1:B:117:LEU:HD23	7	2.99
(2,141)	1:A:16:VAL:H	1:B:117:LEU:HD21	7	2.99
(2,141)	1:A:16:VAL:H	1:B:117:LEU:HD22	7	2.99
(2,141)	1:A:16:VAL:H	1:B:117:LEU:HD23	7	2.99
(2,213)	1:A:16:VAL:H	1:B:117:LEU:HD21	13	2.98
(2,213)	1:A:16:VAL:H	1:B:117:LEU:HD22	13	2.98
(2,213)	1:A:16:VAL:H	1:B:117:LEU:HD23	13	2.98
(2,141)	1:A:16:VAL:H	1:B:117:LEU:HD21	13	2.98
(2,141)	1:A:16:VAL:H	1:B:117:LEU:HD22	13	2.98
(2,141)	1:A:16:VAL:H	1:B:117:LEU:HD23	13	2.98
(2,115)	1:A:18:ILE:HG21	1:B:118:ILE:HG12	20	2.96
(2,115)	1:A:18:ILE:HG22	1:B:118:ILE:HG12	20	2.96

Continued on next page...

Continued from previous page...

Key	Atom-1	Atom-2	Model ID	Violation (Å)
(2,115)	1:A:18:ILE:HG23	1:B:118:ILE:HG12	20	2.96
(2,113)	1:A:18:ILE:HG12	1:B:118:ILE:HG21	18	2.93
(2,113)	1:A:18:ILE:HG12	1:B:118:ILE:HG22	18	2.93
(2,113)	1:A:18:ILE:HG12	1:B:118:ILE:HG23	18	2.93
(2,211)	1:A:17:LEU:HD21	1:B:116:VAL:H	17	2.91
(2,211)	1:A:17:LEU:HD22	1:B:116:VAL:H	17	2.91
(2,211)	1:A:17:LEU:HD23	1:B:116:VAL:H	17	2.91
(2,143)	1:A:17:LEU:HD21	1:B:116:VAL:H	17	2.91
(2,143)	1:A:17:LEU:HD22	1:B:116:VAL:H	17	2.91
(2,143)	1:A:17:LEU:HD23	1:B:116:VAL:H	17	2.91
(2,64)	1:A:17:LEU:HB2	1:B:115:PHE:HD1	14	2.89
(2,64)	1:A:17:LEU:HB2	1:B:115:PHE:HD2	14	2.89
(2,64)	1:A:17:LEU:HB2	1:B:115:PHE:HD1	15	2.89
(2,64)	1:A:17:LEU:HB2	1:B:115:PHE:HD2	15	2.89
(2,58)	1:A:17:LEU:HB2	1:B:115:PHE:HD1	14	2.89
(2,58)	1:A:17:LEU:HB2	1:B:115:PHE:HD2	14	2.89
(2,58)	1:A:17:LEU:HB2	1:B:115:PHE:HD1	15	2.89
(2,58)	1:A:17:LEU:HB2	1:B:115:PHE:HD2	15	2.89
(2,64)	1:A:17:LEU:HB2	1:B:115:PHE:HD1	1	2.88
(2,64)	1:A:17:LEU:HB2	1:B:115:PHE:HD2	1	2.88
(2,64)	1:A:17:LEU:HB2	1:B:115:PHE:HD1	3	2.88
(2,64)	1:A:17:LEU:HB2	1:B:115:PHE:HD2	3	2.88
(2,64)	1:A:17:LEU:HB2	1:B:115:PHE:HD1	16	2.88
(2,64)	1:A:17:LEU:HB2	1:B:115:PHE:HD2	16	2.88
(2,58)	1:A:17:LEU:HB2	1:B:115:PHE:HD1	1	2.88
(2,58)	1:A:17:LEU:HB2	1:B:115:PHE:HD2	1	2.88
(2,58)	1:A:17:LEU:HB2	1:B:115:PHE:HD1	3	2.88
(2,58)	1:A:17:LEU:HB2	1:B:115:PHE:HD2	3	2.88
(2,58)	1:A:17:LEU:HB2	1:B:115:PHE:HD1	16	2.88
(2,58)	1:A:17:LEU:HB2	1:B:115:PHE:HD2	16	2.88
(2,64)	1:A:17:LEU:HB2	1:B:115:PHE:HD1	2	2.87
(2,64)	1:A:17:LEU:HB2	1:B:115:PHE:HD2	2	2.87
(2,64)	1:A:17:LEU:HB2	1:B:115:PHE:HD1	12	2.87
(2,64)	1:A:17:LEU:HB2	1:B:115:PHE:HD2	12	2.87
(2,62)	1:A:15:PHE:HD1	1:B:117:LEU:HB2	6	2.87
(2,62)	1:A:15:PHE:HD2	1:B:117:LEU:HB2	6	2.87
(2,62)	1:A:15:PHE:HD1	1:B:117:LEU:HB2	19	2.87
(2,62)	1:A:15:PHE:HD2	1:B:117:LEU:HB2	19	2.87
(2,60)	1:A:15:PHE:HD1	1:B:117:LEU:HB2	6	2.87
(2,60)	1:A:15:PHE:HD2	1:B:117:LEU:HB2	6	2.87
(2,60)	1:A:15:PHE:HD1	1:B:117:LEU:HB2	19	2.87
(2,60)	1:A:15:PHE:HD2	1:B:117:LEU:HB2	19	2.87

Continued on next page...

Continued from previous page...

Key	Atom-1	Atom-2	Model ID	Violation (Å)
(2,58)	1:A:17:LEU:HB2	1:B:115:PHE:HD1	2	2.87
(2,58)	1:A:17:LEU:HB2	1:B:115:PHE:HD2	2	2.87
(2,58)	1:A:17:LEU:HB2	1:B:115:PHE:HD1	12	2.87
(2,58)	1:A:17:LEU:HB2	1:B:115:PHE:HD2	12	2.87
(2,64)	1:A:17:LEU:HB2	1:B:115:PHE:HD1	8	2.86
(2,64)	1:A:17:LEU:HB2	1:B:115:PHE:HD2	8	2.86
(2,62)	1:A:15:PHE:HD1	1:B:117:LEU:HB2	5	2.86
(2,62)	1:A:15:PHE:HD2	1:B:117:LEU:HB2	5	2.86
(2,60)	1:A:15:PHE:HD1	1:B:117:LEU:HB2	5	2.86
(2,60)	1:A:15:PHE:HD2	1:B:117:LEU:HB2	5	2.86
(2,58)	1:A:17:LEU:HB2	1:B:115:PHE:HD1	8	2.86
(2,58)	1:A:17:LEU:HB2	1:B:115:PHE:HD2	8	2.86
(2,211)	1:A:17:LEU:HD21	1:B:116:VAL:H	9	2.86
(2,211)	1:A:17:LEU:HD22	1:B:116:VAL:H	9	2.86
(2,211)	1:A:17:LEU:HD23	1:B:116:VAL:H	9	2.86
(2,209)	1:A:17:LEU:HA	1:B:117:LEU:HD21	11	2.86
(2,209)	1:A:17:LEU:HA	1:B:117:LEU:HD22	11	2.86
(2,209)	1:A:17:LEU:HA	1:B:117:LEU:HD23	11	2.86
(2,143)	1:A:17:LEU:HD21	1:B:116:VAL:H	9	2.86
(2,143)	1:A:17:LEU:HD22	1:B:116:VAL:H	9	2.86
(2,143)	1:A:17:LEU:HD23	1:B:116:VAL:H	9	2.86
(2,105)	1:A:17:LEU:HA	1:B:117:LEU:HD21	11	2.86
(2,105)	1:A:17:LEU:HA	1:B:117:LEU:HD22	11	2.86
(2,105)	1:A:17:LEU:HA	1:B:117:LEU:HD23	11	2.86
(2,64)	1:A:17:LEU:HB2	1:B:115:PHE:HD1	4	2.85
(2,64)	1:A:17:LEU:HB2	1:B:115:PHE:HD2	4	2.85
(2,64)	1:A:17:LEU:HB2	1:B:115:PHE:HD1	10	2.85
(2,64)	1:A:17:LEU:HB2	1:B:115:PHE:HD2	10	2.85
(2,62)	1:A:15:PHE:HD1	1:B:117:LEU:HB2	17	2.85
(2,62)	1:A:15:PHE:HD2	1:B:117:LEU:HB2	17	2.85
(2,60)	1:A:15:PHE:HD1	1:B:117:LEU:HB2	17	2.85
(2,60)	1:A:15:PHE:HD2	1:B:117:LEU:HB2	17	2.85
(2,58)	1:A:17:LEU:HB2	1:B:115:PHE:HD1	4	2.85
(2,58)	1:A:17:LEU:HB2	1:B:115:PHE:HD2	4	2.85
(2,58)	1:A:17:LEU:HB2	1:B:115:PHE:HD1	10	2.85
(2,58)	1:A:17:LEU:HB2	1:B:115:PHE:HD2	10	2.85
(2,64)	1:A:17:LEU:HB2	1:B:115:PHE:HD1	7	2.84
(2,64)	1:A:17:LEU:HB2	1:B:115:PHE:HD2	7	2.84
(2,62)	1:A:15:PHE:HD1	1:B:117:LEU:HB2	4	2.84
(2,62)	1:A:15:PHE:HD2	1:B:117:LEU:HB2	4	2.84
(2,60)	1:A:15:PHE:HD1	1:B:117:LEU:HB2	4	2.84
(2,60)	1:A:15:PHE:HD2	1:B:117:LEU:HB2	4	2.84

Continued on next page...

Continued from previous page...

Key	Atom-1	Atom-2	Model ID	Violation (Å)
(2,58)	1:A:17:LEU:HB2	1:B:115:PHE:HD1	7	2.84
(2,58)	1:A:17:LEU:HB2	1:B:115:PHE:HD2	7	2.84
(2,64)	1:A:17:LEU:HB2	1:B:115:PHE:HD1	13	2.83
(2,64)	1:A:17:LEU:HB2	1:B:115:PHE:HD2	13	2.83
(2,62)	1:A:15:PHE:HD1	1:B:117:LEU:HB2	10	2.83
(2,62)	1:A:15:PHE:HD2	1:B:117:LEU:HB2	10	2.83
(2,60)	1:A:15:PHE:HD1	1:B:117:LEU:HB2	10	2.83
(2,60)	1:A:15:PHE:HD2	1:B:117:LEU:HB2	10	2.83
(2,58)	1:A:17:LEU:HB2	1:B:115:PHE:HD1	13	2.83
(2,58)	1:A:17:LEU:HB2	1:B:115:PHE:HD2	13	2.83
(2,62)	1:A:15:PHE:HD1	1:B:117:LEU:HB2	9	2.82
(2,62)	1:A:15:PHE:HD2	1:B:117:LEU:HB2	9	2.82
(2,62)	1:A:15:PHE:HD1	1:B:117:LEU:HB2	11	2.82
(2,62)	1:A:15:PHE:HD2	1:B:117:LEU:HB2	11	2.82
(2,60)	1:A:15:PHE:HD1	1:B:117:LEU:HB2	9	2.82
(2,60)	1:A:15:PHE:HD2	1:B:117:LEU:HB2	9	2.82
(2,60)	1:A:15:PHE:HD1	1:B:117:LEU:HB2	11	2.82
(2,60)	1:A:15:PHE:HD2	1:B:117:LEU:HB2	11	2.82
(2,64)	1:A:17:LEU:HB2	1:B:115:PHE:HD1	9	2.8
(2,64)	1:A:17:LEU:HB2	1:B:115:PHE:HD2	9	2.8
(2,64)	1:A:17:LEU:HB2	1:B:115:PHE:HD1	17	2.8
(2,64)	1:A:17:LEU:HB2	1:B:115:PHE:HD2	17	2.8
(2,58)	1:A:17:LEU:HB2	1:B:115:PHE:HD1	9	2.8
(2,58)	1:A:17:LEU:HB2	1:B:115:PHE:HD2	9	2.8
(2,58)	1:A:17:LEU:HB2	1:B:115:PHE:HD1	17	2.8
(2,58)	1:A:17:LEU:HB2	1:B:115:PHE:HD2	17	2.8
(2,62)	1:A:15:PHE:HD1	1:B:117:LEU:HB2	14	2.78
(2,62)	1:A:15:PHE:HD2	1:B:117:LEU:HB2	14	2.78
(2,60)	1:A:15:PHE:HD1	1:B:117:LEU:HB2	14	2.78
(2,60)	1:A:15:PHE:HD2	1:B:117:LEU:HB2	14	2.78
(2,64)	1:A:17:LEU:HB2	1:B:115:PHE:HD1	6	2.77
(2,64)	1:A:17:LEU:HB2	1:B:115:PHE:HD2	6	2.77
(2,64)	1:A:17:LEU:HB2	1:B:115:PHE:HD1	20	2.77
(2,64)	1:A:17:LEU:HB2	1:B:115:PHE:HD2	20	2.77
(2,62)	1:A:15:PHE:HD1	1:B:117:LEU:HB2	2	2.77
(2,62)	1:A:15:PHE:HD2	1:B:117:LEU:HB2	2	2.77
(2,62)	1:A:15:PHE:HD1	1:B:117:LEU:HB2	15	2.77
(2,62)	1:A:15:PHE:HD2	1:B:117:LEU:HB2	15	2.77
(2,62)	1:A:15:PHE:HD1	1:B:117:LEU:HB2	16	2.77
(2,62)	1:A:15:PHE:HD2	1:B:117:LEU:HB2	16	2.77
(2,60)	1:A:15:PHE:HD1	1:B:117:LEU:HB2	2	2.77
(2,60)	1:A:15:PHE:HD2	1:B:117:LEU:HB2	2	2.77

Continued on next page...

Continued from previous page...

Key	Atom-1	Atom-2	Model ID	Violation (Å)
(2,60)	1:A:15:PHE:HD1	1:B:117:LEU:HB2	15	2.77
(2,60)	1:A:15:PHE:HD2	1:B:117:LEU:HB2	15	2.77
(2,60)	1:A:15:PHE:HD1	1:B:117:LEU:HB2	16	2.77
(2,60)	1:A:15:PHE:HD2	1:B:117:LEU:HB2	16	2.77
(2,58)	1:A:17:LEU:HB2	1:B:115:PHE:HD1	6	2.77
(2,58)	1:A:17:LEU:HB2	1:B:115:PHE:HD2	6	2.77
(2,58)	1:A:17:LEU:HB2	1:B:115:PHE:HD1	20	2.77
(2,58)	1:A:17:LEU:HB2	1:B:115:PHE:HD2	20	2.77
(2,64)	1:A:17:LEU:HB2	1:B:115:PHE:HD1	5	2.76
(2,64)	1:A:17:LEU:HB2	1:B:115:PHE:HD2	5	2.76
(2,64)	1:A:17:LEU:HB2	1:B:115:PHE:HD1	18	2.76
(2,64)	1:A:17:LEU:HB2	1:B:115:PHE:HD2	18	2.76
(2,62)	1:A:15:PHE:HD1	1:B:117:LEU:HB2	3	2.76
(2,62)	1:A:15:PHE:HD2	1:B:117:LEU:HB2	3	2.76
(2,62)	1:A:15:PHE:HD1	1:B:117:LEU:HB2	12	2.76
(2,62)	1:A:15:PHE:HD2	1:B:117:LEU:HB2	12	2.76
(2,62)	1:A:15:PHE:HD1	1:B:117:LEU:HB2	13	2.76
(2,62)	1:A:15:PHE:HD2	1:B:117:LEU:HB2	13	2.76
(2,60)	1:A:15:PHE:HD1	1:B:117:LEU:HB2	3	2.76
(2,60)	1:A:15:PHE:HD2	1:B:117:LEU:HB2	3	2.76
(2,60)	1:A:15:PHE:HD1	1:B:117:LEU:HB2	12	2.76
(2,60)	1:A:15:PHE:HD2	1:B:117:LEU:HB2	12	2.76
(2,60)	1:A:15:PHE:HD1	1:B:117:LEU:HB2	13	2.76
(2,60)	1:A:15:PHE:HD2	1:B:117:LEU:HB2	13	2.76
(2,58)	1:A:17:LEU:HB2	1:B:115:PHE:HD1	5	2.76
(2,58)	1:A:17:LEU:HB2	1:B:115:PHE:HD2	5	2.76
(2,58)	1:A:17:LEU:HB2	1:B:115:PHE:HD1	18	2.76
(2,58)	1:A:17:LEU:HB2	1:B:115:PHE:HD2	18	2.76
(2,166)	1:B:115:PHE:HD1	1:B:117:LEU:HD11	1	2.76
(2,166)	1:B:115:PHE:HD1	1:B:117:LEU:HD12	1	2.76
(2,166)	1:B:115:PHE:HD1	1:B:117:LEU:HD13	1	2.76
(2,166)	1:B:115:PHE:HD2	1:B:117:LEU:HD11	1	2.76
(2,166)	1:B:115:PHE:HD2	1:B:117:LEU:HD12	1	2.76
(2,166)	1:B:115:PHE:HD2	1:B:117:LEU:HD13	1	2.76
(2,7)	1:B:115:PHE:HB2	1:B:117:LEU:HD21	11	2.75
(2,7)	1:B:115:PHE:HB2	1:B:117:LEU:HD22	11	2.75
(2,7)	1:B:115:PHE:HB2	1:B:117:LEU:HD23	11	2.75
(2,64)	1:A:17:LEU:HB2	1:B:115:PHE:HD1	19	2.75
(2,64)	1:A:17:LEU:HB2	1:B:115:PHE:HD2	19	2.75
(2,62)	1:A:15:PHE:HD1	1:B:117:LEU:HB2	1	2.75
(2,62)	1:A:15:PHE:HD2	1:B:117:LEU:HB2	1	2.75
(2,62)	1:A:15:PHE:HD1	1:B:117:LEU:HB2	7	2.75

Continued on next page...

Continued from previous page...

Key	Atom-1	Atom-2	Model ID	Violation (Å)
(2,62)	1:A:15:PHE:HD2	1:B:117:LEU:HB2	7	2.75
(2,62)	1:A:15:PHE:HD1	1:B:117:LEU:HB2	8	2.75
(2,62)	1:A:15:PHE:HD2	1:B:117:LEU:HB2	8	2.75
(2,60)	1:A:15:PHE:HD1	1:B:117:LEU:HB2	1	2.75
(2,60)	1:A:15:PHE:HD2	1:B:117:LEU:HB2	1	2.75
(2,60)	1:A:15:PHE:HD1	1:B:117:LEU:HB2	7	2.75
(2,60)	1:A:15:PHE:HD2	1:B:117:LEU:HB2	7	2.75
(2,60)	1:A:15:PHE:HD1	1:B:117:LEU:HB2	8	2.75
(2,60)	1:A:15:PHE:HD2	1:B:117:LEU:HB2	8	2.75
(2,58)	1:A:17:LEU:HB2	1:B:115:PHE:HD1	19	2.75
(2,58)	1:A:17:LEU:HB2	1:B:115:PHE:HD2	19	2.75
(2,211)	1:A:17:LEU:HD21	1:B:116:VAL:H	18	2.75
(2,211)	1:A:17:LEU:HD22	1:B:116:VAL:H	18	2.75
(2,211)	1:A:17:LEU:HD23	1:B:116:VAL:H	18	2.75
(2,166)	1:B:115:PHE:HD1	1:B:117:LEU:HD11	4	2.75
(2,166)	1:B:115:PHE:HD1	1:B:117:LEU:HD12	4	2.75
(2,166)	1:B:115:PHE:HD1	1:B:117:LEU:HD13	4	2.75
(2,166)	1:B:115:PHE:HD2	1:B:117:LEU:HD11	4	2.75
(2,166)	1:B:115:PHE:HD2	1:B:117:LEU:HD12	4	2.75
(2,166)	1:B:115:PHE:HD2	1:B:117:LEU:HD13	4	2.75
(2,166)	1:B:115:PHE:HD1	1:B:117:LEU:HD11	14	2.75
(2,166)	1:B:115:PHE:HD1	1:B:117:LEU:HD12	14	2.75
(2,166)	1:B:115:PHE:HD1	1:B:117:LEU:HD13	14	2.75
(2,166)	1:B:115:PHE:HD2	1:B:117:LEU:HD11	14	2.75
(2,166)	1:B:115:PHE:HD2	1:B:117:LEU:HD12	14	2.75
(2,166)	1:B:115:PHE:HD2	1:B:117:LEU:HD13	14	2.75
(2,166)	1:B:115:PHE:HD1	1:B:117:LEU:HD11	15	2.75
(2,166)	1:B:115:PHE:HD1	1:B:117:LEU:HD12	15	2.75
(2,166)	1:B:115:PHE:HD1	1:B:117:LEU:HD13	15	2.75
(2,166)	1:B:115:PHE:HD2	1:B:117:LEU:HD11	15	2.75
(2,166)	1:B:115:PHE:HD2	1:B:117:LEU:HD12	15	2.75
(2,166)	1:B:115:PHE:HD2	1:B:117:LEU:HD13	15	2.75
(2,143)	1:A:17:LEU:HD21	1:B:116:VAL:H	18	2.75
(2,143)	1:A:17:LEU:HD22	1:B:116:VAL:H	18	2.75
(2,143)	1:A:17:LEU:HD23	1:B:116:VAL:H	18	2.75
(2,62)	1:A:15:PHE:HD1	1:B:117:LEU:HB2	20	2.74
(2,62)	1:A:15:PHE:HD2	1:B:117:LEU:HB2	20	2.74
(2,60)	1:A:15:PHE:HD1	1:B:117:LEU:HB2	20	2.74
(2,60)	1:A:15:PHE:HD2	1:B:117:LEU:HB2	20	2.74
(2,166)	1:B:115:PHE:HD1	1:B:117:LEU:HD11	3	2.74
(2,166)	1:B:115:PHE:HD1	1:B:117:LEU:HD12	3	2.74
(2,166)	1:B:115:PHE:HD1	1:B:117:LEU:HD13	3	2.74

Continued on next page...

Continued from previous page...

Key	Atom-1	Atom-2	Model ID	Violation (Å)
(2,166)	1:B:115:PHE:HD2	1:B:117:LEU:HD11	3	2.74
(2,166)	1:B:115:PHE:HD2	1:B:117:LEU:HD12	3	2.74
(2,166)	1:B:115:PHE:HD2	1:B:117:LEU:HD13	3	2.74
(2,166)	1:B:115:PHE:HD1	1:B:117:LEU:HD11	10	2.74
(2,166)	1:B:115:PHE:HD1	1:B:117:LEU:HD12	10	2.74
(2,166)	1:B:115:PHE:HD1	1:B:117:LEU:HD13	10	2.74
(2,166)	1:B:115:PHE:HD2	1:B:117:LEU:HD11	10	2.74
(2,166)	1:B:115:PHE:HD2	1:B:117:LEU:HD12	10	2.74
(2,166)	1:B:115:PHE:HD2	1:B:117:LEU:HD13	10	2.74
(2,166)	1:B:115:PHE:HD1	1:B:117:LEU:HD11	12	2.74
(2,166)	1:B:115:PHE:HD1	1:B:117:LEU:HD12	12	2.74
(2,166)	1:B:115:PHE:HD1	1:B:117:LEU:HD13	12	2.74
(2,166)	1:B:115:PHE:HD2	1:B:117:LEU:HD11	12	2.74
(2,166)	1:B:115:PHE:HD2	1:B:117:LEU:HD12	12	2.74
(2,166)	1:B:115:PHE:HD2	1:B:117:LEU:HD13	12	2.74
(2,164)	1:A:15:PHE:HD1	1:A:17:LEU:HD11	5	2.74
(2,164)	1:A:15:PHE:HD1	1:A:17:LEU:HD12	5	2.74
(2,164)	1:A:15:PHE:HD1	1:A:17:LEU:HD13	5	2.74
(2,164)	1:A:15:PHE:HD2	1:A:17:LEU:HD11	5	2.74
(2,164)	1:A:15:PHE:HD2	1:A:17:LEU:HD12	5	2.74
(2,164)	1:A:15:PHE:HD2	1:A:17:LEU:HD13	5	2.74
(2,62)	1:A:15:PHE:HD1	1:B:117:LEU:HB2	18	2.73
(2,62)	1:A:15:PHE:HD2	1:B:117:LEU:HB2	18	2.73
(2,60)	1:A:15:PHE:HD1	1:B:117:LEU:HB2	18	2.73
(2,60)	1:A:15:PHE:HD2	1:B:117:LEU:HB2	18	2.73
(2,213)	1:A:16:VAL:H	1:B:117:LEU:HD21	18	2.73
(2,213)	1:A:16:VAL:H	1:B:117:LEU:HD22	18	2.73
(2,213)	1:A:16:VAL:H	1:B:117:LEU:HD23	18	2.73
(2,166)	1:B:115:PHE:HD1	1:B:117:LEU:HD11	2	2.73
(2,166)	1:B:115:PHE:HD1	1:B:117:LEU:HD12	2	2.73
(2,166)	1:B:115:PHE:HD1	1:B:117:LEU:HD13	2	2.73
(2,166)	1:B:115:PHE:HD2	1:B:117:LEU:HD11	2	2.73
(2,166)	1:B:115:PHE:HD2	1:B:117:LEU:HD12	2	2.73
(2,166)	1:B:115:PHE:HD2	1:B:117:LEU:HD13	2	2.73
(2,164)	1:A:15:PHE:HD1	1:A:17:LEU:HD11	6	2.73
(2,164)	1:A:15:PHE:HD1	1:A:17:LEU:HD12	6	2.73
(2,164)	1:A:15:PHE:HD1	1:A:17:LEU:HD13	6	2.73
(2,164)	1:A:15:PHE:HD2	1:A:17:LEU:HD11	6	2.73
(2,164)	1:A:15:PHE:HD2	1:A:17:LEU:HD12	6	2.73
(2,164)	1:A:15:PHE:HD2	1:A:17:LEU:HD13	6	2.73
(2,141)	1:A:16:VAL:H	1:B:117:LEU:HD21	18	2.73
(2,141)	1:A:16:VAL:H	1:B:117:LEU:HD22	18	2.73

Continued on next page...

Continued from previous page...

Key	Atom-1	Atom-2	Model ID	Violation (Å)
(2,141)	1:A:16:VAL:H	1:B:117:LEU:HD23	18	2.73
(2,297)	1:A:17:LEU:HD11	1:B:115:PHE:HD1	1	2.72
(2,297)	1:A:17:LEU:HD11	1:B:115:PHE:HD2	1	2.72
(2,297)	1:A:17:LEU:HD12	1:B:115:PHE:HD1	1	2.72
(2,297)	1:A:17:LEU:HD12	1:B:115:PHE:HD2	1	2.72
(2,297)	1:A:17:LEU:HD13	1:B:115:PHE:HD1	1	2.72
(2,297)	1:A:17:LEU:HD13	1:B:115:PHE:HD2	1	2.72
(2,213)	1:A:16:VAL:H	1:B:117:LEU:HD21	4	2.72
(2,213)	1:A:16:VAL:H	1:B:117:LEU:HD22	4	2.72
(2,213)	1:A:16:VAL:H	1:B:117:LEU:HD23	4	2.72
(2,213)	1:A:16:VAL:H	1:B:117:LEU:HD21	10	2.72
(2,213)	1:A:16:VAL:H	1:B:117:LEU:HD22	10	2.72
(2,213)	1:A:16:VAL:H	1:B:117:LEU:HD23	10	2.72
(2,211)	1:A:17:LEU:HD21	1:B:116:VAL:H	4	2.72
(2,211)	1:A:17:LEU:HD22	1:B:116:VAL:H	4	2.72
(2,211)	1:A:17:LEU:HD23	1:B:116:VAL:H	4	2.72
(2,211)	1:A:17:LEU:HD21	1:B:116:VAL:H	10	2.72
(2,211)	1:A:17:LEU:HD22	1:B:116:VAL:H	10	2.72
(2,211)	1:A:17:LEU:HD23	1:B:116:VAL:H	10	2.72
(2,165)	1:A:17:LEU:HD11	1:B:115:PHE:HD1	1	2.72
(2,165)	1:A:17:LEU:HD11	1:B:115:PHE:HD2	1	2.72
(2,165)	1:A:17:LEU:HD12	1:B:115:PHE:HD1	1	2.72
(2,165)	1:A:17:LEU:HD12	1:B:115:PHE:HD2	1	2.72
(2,165)	1:A:17:LEU:HD13	1:B:115:PHE:HD1	1	2.72
(2,165)	1:A:17:LEU:HD13	1:B:115:PHE:HD2	1	2.72
(2,164)	1:A:15:PHE:HD1	1:A:17:LEU:HD11	4	2.72
(2,164)	1:A:15:PHE:HD1	1:A:17:LEU:HD12	4	2.72
(2,164)	1:A:15:PHE:HD1	1:A:17:LEU:HD13	4	2.72
(2,164)	1:A:15:PHE:HD2	1:A:17:LEU:HD11	4	2.72
(2,164)	1:A:15:PHE:HD2	1:A:17:LEU:HD12	4	2.72
(2,164)	1:A:15:PHE:HD2	1:A:17:LEU:HD13	4	2.72
(2,164)	1:A:15:PHE:HD1	1:A:17:LEU:HD11	10	2.72
(2,164)	1:A:15:PHE:HD1	1:A:17:LEU:HD12	10	2.72
(2,164)	1:A:15:PHE:HD1	1:A:17:LEU:HD13	10	2.72
(2,164)	1:A:15:PHE:HD2	1:A:17:LEU:HD11	10	2.72
(2,164)	1:A:15:PHE:HD2	1:A:17:LEU:HD12	10	2.72
(2,164)	1:A:15:PHE:HD2	1:A:17:LEU:HD13	10	2.72
(2,164)	1:A:15:PHE:HD1	1:A:17:LEU:HD11	19	2.72
(2,164)	1:A:15:PHE:HD1	1:A:17:LEU:HD12	19	2.72
(2,164)	1:A:15:PHE:HD1	1:A:17:LEU:HD13	19	2.72
(2,164)	1:A:15:PHE:HD2	1:A:17:LEU:HD11	19	2.72
(2,164)	1:A:15:PHE:HD2	1:A:17:LEU:HD12	19	2.72

Continued on next page...

Continued from previous page...

Key	Atom-1	Atom-2	Model ID	Violation (Å)
(2,164)	1:A:15:PHE:HD2	1:A:17:LEU:HD13	19	2.72
(2,143)	1:A:17:LEU:HD21	1:B:116:VAL:H	4	2.72
(2,143)	1:A:17:LEU:HD22	1:B:116:VAL:H	4	2.72
(2,143)	1:A:17:LEU:HD23	1:B:116:VAL:H	4	2.72
(2,143)	1:A:17:LEU:HD21	1:B:116:VAL:H	10	2.72
(2,143)	1:A:17:LEU:HD22	1:B:116:VAL:H	10	2.72
(2,143)	1:A:17:LEU:HD23	1:B:116:VAL:H	10	2.72
(2,141)	1:A:16:VAL:H	1:B:117:LEU:HD21	4	2.72
(2,141)	1:A:16:VAL:H	1:B:117:LEU:HD22	4	2.72
(2,141)	1:A:16:VAL:H	1:B:117:LEU:HD23	4	2.72
(2,141)	1:A:16:VAL:H	1:B:117:LEU:HD21	10	2.72
(2,141)	1:A:16:VAL:H	1:B:117:LEU:HD22	10	2.72
(2,141)	1:A:16:VAL:H	1:B:117:LEU:HD23	10	2.72
(2,209)	1:A:17:LEU:HA	1:B:117:LEU:HD21	5	2.71
(2,209)	1:A:17:LEU:HA	1:B:117:LEU:HD22	5	2.71
(2,209)	1:A:17:LEU:HA	1:B:117:LEU:HD23	5	2.71
(2,209)	1:A:17:LEU:HA	1:B:117:LEU:HD21	6	2.71
(2,209)	1:A:17:LEU:HA	1:B:117:LEU:HD22	6	2.71
(2,209)	1:A:17:LEU:HA	1:B:117:LEU:HD23	6	2.71
(2,207)	1:A:17:LEU:HD21	1:B:117:LEU:HA	2	2.71
(2,207)	1:A:17:LEU:HD22	1:B:117:LEU:HA	2	2.71
(2,207)	1:A:17:LEU:HD23	1:B:117:LEU:HA	2	2.71
(2,207)	1:A:17:LEU:HD21	1:B:117:LEU:HA	3	2.71
(2,207)	1:A:17:LEU:HD22	1:B:117:LEU:HA	3	2.71
(2,207)	1:A:17:LEU:HD23	1:B:117:LEU:HA	3	2.71
(2,207)	1:A:17:LEU:HD21	1:B:117:LEU:HA	12	2.71
(2,207)	1:A:17:LEU:HD22	1:B:117:LEU:HA	12	2.71
(2,207)	1:A:17:LEU:HD23	1:B:117:LEU:HA	12	2.71
(2,207)	1:A:17:LEU:HD21	1:B:117:LEU:HA	15	2.71
(2,207)	1:A:17:LEU:HD22	1:B:117:LEU:HA	15	2.71
(2,207)	1:A:17:LEU:HD23	1:B:117:LEU:HA	15	2.71
(2,166)	1:B:115:PHE:HD1	1:B:117:LEU:HD11	8	2.71
(2,166)	1:B:115:PHE:HD1	1:B:117:LEU:HD12	8	2.71
(2,166)	1:B:115:PHE:HD1	1:B:117:LEU:HD13	8	2.71
(2,166)	1:B:115:PHE:HD2	1:B:117:LEU:HD11	8	2.71
(2,166)	1:B:115:PHE:HD2	1:B:117:LEU:HD12	8	2.71
(2,166)	1:B:115:PHE:HD2	1:B:117:LEU:HD13	8	2.71
(2,166)	1:B:115:PHE:HD1	1:B:117:LEU:HD11	16	2.71
(2,166)	1:B:115:PHE:HD1	1:B:117:LEU:HD12	16	2.71
(2,166)	1:B:115:PHE:HD1	1:B:117:LEU:HD13	16	2.71
(2,166)	1:B:115:PHE:HD2	1:B:117:LEU:HD11	16	2.71
(2,166)	1:B:115:PHE:HD2	1:B:117:LEU:HD12	16	2.71

Continued on next page...

Continued from previous page...

Key	Atom-1	Atom-2	Model ID	Violation (Å)
(2,166)	1:B:115:PHE:HD2	1:B:117:LEU:HD13	16	2.71
(2,166)	1:B:115:PHE:HD1	1:B:117:LEU:HD11	20	2.71
(2,166)	1:B:115:PHE:HD1	1:B:117:LEU:HD12	20	2.71
(2,166)	1:B:115:PHE:HD1	1:B:117:LEU:HD13	20	2.71
(2,166)	1:B:115:PHE:HD2	1:B:117:LEU:HD11	20	2.71
(2,166)	1:B:115:PHE:HD2	1:B:117:LEU:HD12	20	2.71
(2,166)	1:B:115:PHE:HD2	1:B:117:LEU:HD13	20	2.71
(2,107)	1:A:17:LEU:HD21	1:B:117:LEU:HA	2	2.71
(2,107)	1:A:17:LEU:HD22	1:B:117:LEU:HA	2	2.71
(2,107)	1:A:17:LEU:HD23	1:B:117:LEU:HA	2	2.71
(2,107)	1:A:17:LEU:HD21	1:B:117:LEU:HA	3	2.71
(2,107)	1:A:17:LEU:HD22	1:B:117:LEU:HA	3	2.71
(2,107)	1:A:17:LEU:HD23	1:B:117:LEU:HA	3	2.71
(2,107)	1:A:17:LEU:HD21	1:B:117:LEU:HA	12	2.71
(2,107)	1:A:17:LEU:HD22	1:B:117:LEU:HA	12	2.71
(2,107)	1:A:17:LEU:HD23	1:B:117:LEU:HA	12	2.71
(2,107)	1:A:17:LEU:HD21	1:B:117:LEU:HA	15	2.71
(2,107)	1:A:17:LEU:HD22	1:B:117:LEU:HA	15	2.71
(2,107)	1:A:17:LEU:HD23	1:B:117:LEU:HA	15	2.71
(2,105)	1:A:17:LEU:HA	1:B:117:LEU:HD21	5	2.71
(2,105)	1:A:17:LEU:HA	1:B:117:LEU:HD22	5	2.71
(2,105)	1:A:17:LEU:HA	1:B:117:LEU:HD23	5	2.71
(2,105)	1:A:17:LEU:HA	1:B:117:LEU:HD21	6	2.71
(2,105)	1:A:17:LEU:HA	1:B:117:LEU:HD22	6	2.71
(2,105)	1:A:17:LEU:HA	1:B:117:LEU:HD23	6	2.71
(2,207)	1:A:17:LEU:HD21	1:B:117:LEU:HA	1	2.7
(2,207)	1:A:17:LEU:HD22	1:B:117:LEU:HA	1	2.7
(2,207)	1:A:17:LEU:HD23	1:B:117:LEU:HA	1	2.7
(2,207)	1:A:17:LEU:HD21	1:B:117:LEU:HA	8	2.7
(2,207)	1:A:17:LEU:HD22	1:B:117:LEU:HA	8	2.7
(2,207)	1:A:17:LEU:HD23	1:B:117:LEU:HA	8	2.7
(2,166)	1:B:115:PHE:HD1	1:B:117:LEU:HD11	13	2.7
(2,166)	1:B:115:PHE:HD1	1:B:117:LEU:HD12	13	2.7
(2,166)	1:B:115:PHE:HD1	1:B:117:LEU:HD13	13	2.7
(2,166)	1:B:115:PHE:HD2	1:B:117:LEU:HD11	13	2.7
(2,166)	1:B:115:PHE:HD2	1:B:117:LEU:HD12	13	2.7
(2,166)	1:B:115:PHE:HD2	1:B:117:LEU:HD13	13	2.7
(2,107)	1:A:17:LEU:HD21	1:B:117:LEU:HA	1	2.7
(2,107)	1:A:17:LEU:HD22	1:B:117:LEU:HA	1	2.7
(2,107)	1:A:17:LEU:HD23	1:B:117:LEU:HA	1	2.7
(2,107)	1:A:17:LEU:HD21	1:B:117:LEU:HA	8	2.7
(2,107)	1:A:17:LEU:HD22	1:B:117:LEU:HA	8	2.7

Continued on next page...

Continued from previous page...

Key	Atom-1	Atom-2	Model ID	Violation (Å)
(2,107)	1:A:17:LEU:HD23	1:B:117:LEU:HA	8	2.7
(2,297)	1:A:17:LEU:HD11	1:B:115:PHE:HD1	14	2.69
(2,297)	1:A:17:LEU:HD11	1:B:115:PHE:HD2	14	2.69
(2,297)	1:A:17:LEU:HD12	1:B:115:PHE:HD1	14	2.69
(2,297)	1:A:17:LEU:HD12	1:B:115:PHE:HD2	14	2.69
(2,297)	1:A:17:LEU:HD13	1:B:115:PHE:HD1	14	2.69
(2,297)	1:A:17:LEU:HD13	1:B:115:PHE:HD2	14	2.69
(2,297)	1:A:17:LEU:HD11	1:B:115:PHE:HD1	15	2.69
(2,297)	1:A:17:LEU:HD11	1:B:115:PHE:HD2	15	2.69
(2,297)	1:A:17:LEU:HD12	1:B:115:PHE:HD1	15	2.69
(2,297)	1:A:17:LEU:HD12	1:B:115:PHE:HD2	15	2.69
(2,297)	1:A:17:LEU:HD13	1:B:115:PHE:HD1	15	2.69
(2,297)	1:A:17:LEU:HD13	1:B:115:PHE:HD2	15	2.69
(2,207)	1:A:17:LEU:HD21	1:B:117:LEU:HA	14	2.69
(2,207)	1:A:17:LEU:HD22	1:B:117:LEU:HA	14	2.69
(2,207)	1:A:17:LEU:HD23	1:B:117:LEU:HA	14	2.69
(2,207)	1:A:17:LEU:HD21	1:B:117:LEU:HA	20	2.69
(2,207)	1:A:17:LEU:HD22	1:B:117:LEU:HA	20	2.69
(2,207)	1:A:17:LEU:HD23	1:B:117:LEU:HA	20	2.69
(2,166)	1:B:115:PHE:HD1	1:B:117:LEU:HD11	11	2.69
(2,166)	1:B:115:PHE:HD1	1:B:117:LEU:HD12	11	2.69
(2,166)	1:B:115:PHE:HD1	1:B:117:LEU:HD13	11	2.69
(2,166)	1:B:115:PHE:HD2	1:B:117:LEU:HD11	11	2.69
(2,166)	1:B:115:PHE:HD2	1:B:117:LEU:HD12	11	2.69
(2,166)	1:B:115:PHE:HD2	1:B:117:LEU:HD13	11	2.69
(2,165)	1:A:17:LEU:HD11	1:B:115:PHE:HD1	14	2.69
(2,165)	1:A:17:LEU:HD11	1:B:115:PHE:HD2	14	2.69
(2,165)	1:A:17:LEU:HD12	1:B:115:PHE:HD1	14	2.69
(2,165)	1:A:17:LEU:HD12	1:B:115:PHE:HD2	14	2.69
(2,165)	1:A:17:LEU:HD13	1:B:115:PHE:HD1	14	2.69
(2,165)	1:A:17:LEU:HD13	1:B:115:PHE:HD2	14	2.69
(2,165)	1:A:17:LEU:HD11	1:B:115:PHE:HD1	15	2.69
(2,165)	1:A:17:LEU:HD11	1:B:115:PHE:HD2	15	2.69
(2,165)	1:A:17:LEU:HD12	1:B:115:PHE:HD1	15	2.69
(2,165)	1:A:17:LEU:HD12	1:B:115:PHE:HD2	15	2.69
(2,165)	1:A:17:LEU:HD13	1:B:115:PHE:HD1	15	2.69
(2,165)	1:A:17:LEU:HD13	1:B:115:PHE:HD2	15	2.69
(2,164)	1:A:15:PHE:HD1	1:A:17:LEU:HD11	15	2.69
(2,164)	1:A:15:PHE:HD1	1:A:17:LEU:HD12	15	2.69
(2,164)	1:A:15:PHE:HD1	1:A:17:LEU:HD13	15	2.69
(2,164)	1:A:15:PHE:HD2	1:A:17:LEU:HD11	15	2.69
(2,164)	1:A:15:PHE:HD2	1:A:17:LEU:HD12	15	2.69

Continued on next page...

Continued from previous page...

Key	Atom-1	Atom-2	Model ID	Violation (Å)
(2,164)	1:A:15:PHE:HD2	1:A:17:LEU:HD13	15	2.69
(2,164)	1:A:15:PHE:HD1	1:A:17:LEU:HD11	18	2.69
(2,164)	1:A:15:PHE:HD1	1:A:17:LEU:HD12	18	2.69
(2,164)	1:A:15:PHE:HD1	1:A:17:LEU:HD13	18	2.69
(2,164)	1:A:15:PHE:HD2	1:A:17:LEU:HD11	18	2.69
(2,164)	1:A:15:PHE:HD2	1:A:17:LEU:HD12	18	2.69
(2,164)	1:A:15:PHE:HD2	1:A:17:LEU:HD13	18	2.69
(2,107)	1:A:17:LEU:HD21	1:B:117:LEU:HA	14	2.69
(2,107)	1:A:17:LEU:HD22	1:B:117:LEU:HA	14	2.69
(2,107)	1:A:17:LEU:HD23	1:B:117:LEU:HA	14	2.69
(2,107)	1:A:17:LEU:HD21	1:B:117:LEU:HA	20	2.69
(2,107)	1:A:17:LEU:HD22	1:B:117:LEU:HA	20	2.69
(2,107)	1:A:17:LEU:HD23	1:B:117:LEU:HA	20	2.69
(2,209)	1:A:17:LEU:HA	1:B:117:LEU:HD21	19	2.68
(2,209)	1:A:17:LEU:HA	1:B:117:LEU:HD22	19	2.68
(2,209)	1:A:17:LEU:HA	1:B:117:LEU:HD23	19	2.68
(2,207)	1:A:17:LEU:HD21	1:B:117:LEU:HA	16	2.68
(2,207)	1:A:17:LEU:HD22	1:B:117:LEU:HA	16	2.68
(2,207)	1:A:17:LEU:HD23	1:B:117:LEU:HA	16	2.68
(2,166)	1:B:115:PHE:HD1	1:B:117:LEU:HD11	6	2.68
(2,166)	1:B:115:PHE:HD1	1:B:117:LEU:HD12	6	2.68
(2,166)	1:B:115:PHE:HD1	1:B:117:LEU:HD13	6	2.68
(2,166)	1:B:115:PHE:HD2	1:B:117:LEU:HD11	6	2.68
(2,166)	1:B:115:PHE:HD2	1:B:117:LEU:HD12	6	2.68
(2,166)	1:B:115:PHE:HD2	1:B:117:LEU:HD13	6	2.68
(2,166)	1:B:115:PHE:HD1	1:B:117:LEU:HD11	18	2.68
(2,166)	1:B:115:PHE:HD1	1:B:117:LEU:HD12	18	2.68
(2,166)	1:B:115:PHE:HD1	1:B:117:LEU:HD13	18	2.68
(2,166)	1:B:115:PHE:HD2	1:B:117:LEU:HD11	18	2.68
(2,166)	1:B:115:PHE:HD2	1:B:117:LEU:HD12	18	2.68
(2,166)	1:B:115:PHE:HD2	1:B:117:LEU:HD13	18	2.68
(2,164)	1:A:15:PHE:HD1	1:A:17:LEU:HD11	11	2.68
(2,164)	1:A:15:PHE:HD1	1:A:17:LEU:HD12	11	2.68
(2,164)	1:A:15:PHE:HD1	1:A:17:LEU:HD13	11	2.68
(2,164)	1:A:15:PHE:HD2	1:A:17:LEU:HD11	11	2.68
(2,164)	1:A:15:PHE:HD2	1:A:17:LEU:HD12	11	2.68
(2,164)	1:A:15:PHE:HD2	1:A:17:LEU:HD13	11	2.68
(2,107)	1:A:17:LEU:HD21	1:B:117:LEU:HA	16	2.68
(2,107)	1:A:17:LEU:HD22	1:B:117:LEU:HA	16	2.68
(2,107)	1:A:17:LEU:HD23	1:B:117:LEU:HA	16	2.68
(2,105)	1:A:17:LEU:HA	1:B:117:LEU:HD21	19	2.68
(2,105)	1:A:17:LEU:HA	1:B:117:LEU:HD22	19	2.68

Continued on next page...

Continued from previous page...

Key	Atom-1	Atom-2	Model ID	Violation (Å)
(2,105)	1:A:17:LEU:HA	1:B:117:LEU:HD23	19	2.68
(2,297)	1:A:17:LEU:HD11	1:B:115:PHE:HD1	3	2.67
(2,297)	1:A:17:LEU:HD11	1:B:115:PHE:HD2	3	2.67
(2,297)	1:A:17:LEU:HD12	1:B:115:PHE:HD1	3	2.67
(2,297)	1:A:17:LEU:HD12	1:B:115:PHE:HD2	3	2.67
(2,297)	1:A:17:LEU:HD13	1:B:115:PHE:HD1	3	2.67
(2,297)	1:A:17:LEU:HD13	1:B:115:PHE:HD2	3	2.67
(2,295)	1:A:15:PHE:HD1	1:B:117:LEU:HD11	5	2.67
(2,295)	1:A:15:PHE:HD1	1:B:117:LEU:HD12	5	2.67
(2,295)	1:A:15:PHE:HD1	1:B:117:LEU:HD13	5	2.67
(2,295)	1:A:15:PHE:HD2	1:B:117:LEU:HD11	5	2.67
(2,295)	1:A:15:PHE:HD2	1:B:117:LEU:HD12	5	2.67
(2,295)	1:A:15:PHE:HD2	1:B:117:LEU:HD13	5	2.67
(2,209)	1:A:17:LEU:HA	1:B:117:LEU:HD21	17	2.67
(2,209)	1:A:17:LEU:HA	1:B:117:LEU:HD22	17	2.67
(2,209)	1:A:17:LEU:HA	1:B:117:LEU:HD23	17	2.67
(2,207)	1:A:17:LEU:HD21	1:B:117:LEU:HA	7	2.67
(2,207)	1:A:17:LEU:HD22	1:B:117:LEU:HA	7	2.67
(2,207)	1:A:17:LEU:HD23	1:B:117:LEU:HA	7	2.67
(2,207)	1:A:17:LEU:HD21	1:B:117:LEU:HA	13	2.67
(2,207)	1:A:17:LEU:HD22	1:B:117:LEU:HA	13	2.67
(2,207)	1:A:17:LEU:HD23	1:B:117:LEU:HA	13	2.67
(2,167)	1:A:15:PHE:HD1	1:B:117:LEU:HD11	5	2.67
(2,167)	1:A:15:PHE:HD1	1:B:117:LEU:HD12	5	2.67
(2,167)	1:A:15:PHE:HD1	1:B:117:LEU:HD13	5	2.67
(2,167)	1:A:15:PHE:HD2	1:B:117:LEU:HD11	5	2.67
(2,167)	1:A:15:PHE:HD2	1:B:117:LEU:HD12	5	2.67
(2,167)	1:A:15:PHE:HD2	1:B:117:LEU:HD13	5	2.67
(2,165)	1:A:17:LEU:HD11	1:B:115:PHE:HD1	3	2.67
(2,165)	1:A:17:LEU:HD11	1:B:115:PHE:HD2	3	2.67
(2,165)	1:A:17:LEU:HD12	1:B:115:PHE:HD1	3	2.67
(2,165)	1:A:17:LEU:HD12	1:B:115:PHE:HD2	3	2.67
(2,165)	1:A:17:LEU:HD13	1:B:115:PHE:HD1	3	2.67
(2,165)	1:A:17:LEU:HD13	1:B:115:PHE:HD2	3	2.67
(2,164)	1:A:15:PHE:HD1	1:A:17:LEU:HD11	2	2.67
(2,164)	1:A:15:PHE:HD1	1:A:17:LEU:HD12	2	2.67
(2,164)	1:A:15:PHE:HD1	1:A:17:LEU:HD13	2	2.67
(2,164)	1:A:15:PHE:HD2	1:A:17:LEU:HD11	2	2.67
(2,164)	1:A:15:PHE:HD2	1:A:17:LEU:HD12	2	2.67
(2,164)	1:A:15:PHE:HD2	1:A:17:LEU:HD13	2	2.67
(2,164)	1:A:15:PHE:HD1	1:A:17:LEU:HD11	3	2.67
(2,164)	1:A:15:PHE:HD1	1:A:17:LEU:HD12	3	2.67

Continued on next page...

Continued from previous page...

Key	Atom-1	Atom-2	Model ID	Violation (Å)
(2,164)	1:A:15:PHE:HD1	1:A:17:LEU:HD13	3	2.67
(2,164)	1:A:15:PHE:HD2	1:A:17:LEU:HD11	3	2.67
(2,164)	1:A:15:PHE:HD2	1:A:17:LEU:HD12	3	2.67
(2,164)	1:A:15:PHE:HD2	1:A:17:LEU:HD13	3	2.67
(2,107)	1:A:17:LEU:HD21	1:B:117:LEU:HA	7	2.67
(2,107)	1:A:17:LEU:HD22	1:B:117:LEU:HA	7	2.67
(2,107)	1:A:17:LEU:HD23	1:B:117:LEU:HA	7	2.67
(2,107)	1:A:17:LEU:HD21	1:B:117:LEU:HA	13	2.67
(2,107)	1:A:17:LEU:HD22	1:B:117:LEU:HA	13	2.67
(2,107)	1:A:17:LEU:HD23	1:B:117:LEU:HA	13	2.67
(2,105)	1:A:17:LEU:HA	1:B:117:LEU:HD21	17	2.67
(2,105)	1:A:17:LEU:HA	1:B:117:LEU:HD22	17	2.67
(2,105)	1:A:17:LEU:HA	1:B:117:LEU:HD23	17	2.67
(2,297)	1:A:17:LEU:HD11	1:B:115:PHE:HD1	2	2.66
(2,297)	1:A:17:LEU:HD11	1:B:115:PHE:HD2	2	2.66
(2,297)	1:A:17:LEU:HD12	1:B:115:PHE:HD1	2	2.66
(2,297)	1:A:17:LEU:HD12	1:B:115:PHE:HD2	2	2.66
(2,297)	1:A:17:LEU:HD13	1:B:115:PHE:HD1	2	2.66
(2,297)	1:A:17:LEU:HD13	1:B:115:PHE:HD2	2	2.66
(2,297)	1:A:17:LEU:HD11	1:B:115:PHE:HD1	12	2.66
(2,297)	1:A:17:LEU:HD11	1:B:115:PHE:HD2	12	2.66
(2,297)	1:A:17:LEU:HD12	1:B:115:PHE:HD1	12	2.66
(2,297)	1:A:17:LEU:HD12	1:B:115:PHE:HD2	12	2.66
(2,297)	1:A:17:LEU:HD13	1:B:115:PHE:HD1	12	2.66
(2,297)	1:A:17:LEU:HD13	1:B:115:PHE:HD2	12	2.66
(2,295)	1:A:15:PHE:HD1	1:B:117:LEU:HD11	19	2.66
(2,295)	1:A:15:PHE:HD1	1:B:117:LEU:HD12	19	2.66
(2,295)	1:A:15:PHE:HD1	1:B:117:LEU:HD13	19	2.66
(2,295)	1:A:15:PHE:HD2	1:B:117:LEU:HD11	19	2.66
(2,295)	1:A:15:PHE:HD2	1:B:117:LEU:HD12	19	2.66
(2,295)	1:A:15:PHE:HD2	1:B:117:LEU:HD13	19	2.66
(2,24)	1:A:17:LEU:HD21	1:B:115:PHE:HB3	11	2.66
(2,24)	1:A:17:LEU:HD22	1:B:115:PHE:HB3	11	2.66
(2,24)	1:A:17:LEU:HD23	1:B:115:PHE:HB3	11	2.66
(2,213)	1:A:16:VAL:H	1:B:117:LEU:HD21	11	2.66
(2,213)	1:A:16:VAL:H	1:B:117:LEU:HD22	11	2.66
(2,213)	1:A:16:VAL:H	1:B:117:LEU:HD23	11	2.66
(2,213)	1:A:16:VAL:H	1:B:117:LEU:HD21	19	2.66
(2,213)	1:A:16:VAL:H	1:B:117:LEU:HD22	19	2.66
(2,213)	1:A:16:VAL:H	1:B:117:LEU:HD23	19	2.66
(2,18)	1:A:17:LEU:HD21	1:B:115:PHE:HB3	11	2.66
(2,18)	1:A:17:LEU:HD22	1:B:115:PHE:HB3	11	2.66

Continued on next page...

Continued from previous page...

Key	Atom-1	Atom-2	Model ID	Violation (Å)
(2,18)	1:A:17:LEU:HD23	1:B:115:PHE:HB3	11	2.66
(2,167)	1:A:15:PHE:HD1	1:B:117:LEU:HD11	19	2.66
(2,167)	1:A:15:PHE:HD1	1:B:117:LEU:HD12	19	2.66
(2,167)	1:A:15:PHE:HD1	1:B:117:LEU:HD13	19	2.66
(2,167)	1:A:15:PHE:HD2	1:B:117:LEU:HD11	19	2.66
(2,167)	1:A:15:PHE:HD2	1:B:117:LEU:HD12	19	2.66
(2,167)	1:A:15:PHE:HD2	1:B:117:LEU:HD13	19	2.66
(2,165)	1:A:17:LEU:HD11	1:B:115:PHE:HD1	2	2.66
(2,165)	1:A:17:LEU:HD11	1:B:115:PHE:HD2	2	2.66
(2,165)	1:A:17:LEU:HD12	1:B:115:PHE:HD1	2	2.66
(2,165)	1:A:17:LEU:HD12	1:B:115:PHE:HD2	2	2.66
(2,165)	1:A:17:LEU:HD13	1:B:115:PHE:HD1	2	2.66
(2,165)	1:A:17:LEU:HD13	1:B:115:PHE:HD2	2	2.66
(2,165)	1:A:17:LEU:HD11	1:B:115:PHE:HD1	12	2.66
(2,165)	1:A:17:LEU:HD11	1:B:115:PHE:HD2	12	2.66
(2,165)	1:A:17:LEU:HD12	1:B:115:PHE:HD1	12	2.66
(2,165)	1:A:17:LEU:HD12	1:B:115:PHE:HD2	12	2.66
(2,165)	1:A:17:LEU:HD13	1:B:115:PHE:HD1	12	2.66
(2,165)	1:A:17:LEU:HD13	1:B:115:PHE:HD2	12	2.66
(2,164)	1:A:15:PHE:HD1	1:A:17:LEU:HD11	20	2.66
(2,164)	1:A:15:PHE:HD1	1:A:17:LEU:HD12	20	2.66
(2,164)	1:A:15:PHE:HD1	1:A:17:LEU:HD13	20	2.66
(2,164)	1:A:15:PHE:HD2	1:A:17:LEU:HD11	20	2.66
(2,164)	1:A:15:PHE:HD2	1:A:17:LEU:HD12	20	2.66
(2,164)	1:A:15:PHE:HD2	1:A:17:LEU:HD13	20	2.66
(2,141)	1:A:16:VAL:H	1:B:117:LEU:HD21	11	2.66
(2,141)	1:A:16:VAL:H	1:B:117:LEU:HD22	11	2.66
(2,141)	1:A:16:VAL:H	1:B:117:LEU:HD23	11	2.66
(2,141)	1:A:16:VAL:H	1:B:117:LEU:HD21	19	2.66
(2,141)	1:A:16:VAL:H	1:B:117:LEU:HD22	19	2.66
(2,141)	1:A:16:VAL:H	1:B:117:LEU:HD23	19	2.66
(2,297)	1:A:17:LEU:HD11	1:B:115:PHE:HD1	16	2.65
(2,297)	1:A:17:LEU:HD11	1:B:115:PHE:HD2	16	2.65
(2,297)	1:A:17:LEU:HD12	1:B:115:PHE:HD1	16	2.65
(2,297)	1:A:17:LEU:HD12	1:B:115:PHE:HD2	16	2.65
(2,297)	1:A:17:LEU:HD13	1:B:115:PHE:HD1	16	2.65
(2,297)	1:A:17:LEU:HD13	1:B:115:PHE:HD2	16	2.65
(2,213)	1:A:16:VAL:H	1:B:117:LEU:HD21	9	2.65
(2,213)	1:A:16:VAL:H	1:B:117:LEU:HD22	9	2.65
(2,213)	1:A:16:VAL:H	1:B:117:LEU:HD23	9	2.65
(2,211)	1:A:17:LEU:HD21	1:B:116:VAL:H	1	2.65
(2,211)	1:A:17:LEU:HD22	1:B:116:VAL:H	1	2.65

Continued on next page...

Continued from previous page...

Key	Atom-1	Atom-2	Model ID	Violation (Å)
(2,211)	1:A:17:LEU:HD23	1:B:116:VAL:H	1	2.65
(2,211)	1:A:17:LEU:HD21	1:B:116:VAL:H	2	2.65
(2,211)	1:A:17:LEU:HD22	1:B:116:VAL:H	2	2.65
(2,211)	1:A:17:LEU:HD23	1:B:116:VAL:H	2	2.65
(2,211)	1:A:17:LEU:HD21	1:B:116:VAL:H	7	2.65
(2,211)	1:A:17:LEU:HD22	1:B:116:VAL:H	7	2.65
(2,211)	1:A:17:LEU:HD23	1:B:116:VAL:H	7	2.65
(2,211)	1:A:17:LEU:HD21	1:B:116:VAL:H	12	2.65
(2,211)	1:A:17:LEU:HD22	1:B:116:VAL:H	12	2.65
(2,211)	1:A:17:LEU:HD23	1:B:116:VAL:H	12	2.65
(2,211)	1:A:17:LEU:HD21	1:B:116:VAL:H	15	2.65
(2,211)	1:A:17:LEU:HD22	1:B:116:VAL:H	15	2.65
(2,211)	1:A:17:LEU:HD23	1:B:116:VAL:H	15	2.65
(2,211)	1:A:17:LEU:HD21	1:B:116:VAL:H	16	2.65
(2,211)	1:A:17:LEU:HD22	1:B:116:VAL:H	16	2.65
(2,211)	1:A:17:LEU:HD23	1:B:116:VAL:H	16	2.65
(2,211)	1:A:17:LEU:HD21	1:B:116:VAL:H	20	2.65
(2,211)	1:A:17:LEU:HD22	1:B:116:VAL:H	20	2.65
(2,211)	1:A:17:LEU:HD23	1:B:116:VAL:H	20	2.65
(2,209)	1:A:17:LEU:HA	1:B:117:LEU:HD21	9	2.65
(2,209)	1:A:17:LEU:HA	1:B:117:LEU:HD22	9	2.65
(2,209)	1:A:17:LEU:HA	1:B:117:LEU:HD23	9	2.65
(2,166)	1:B:115:PHE:HD1	1:B:117:LEU:HD11	7	2.65
(2,166)	1:B:115:PHE:HD1	1:B:117:LEU:HD12	7	2.65
(2,166)	1:B:115:PHE:HD1	1:B:117:LEU:HD13	7	2.65
(2,166)	1:B:115:PHE:HD2	1:B:117:LEU:HD11	7	2.65
(2,166)	1:B:115:PHE:HD2	1:B:117:LEU:HD12	7	2.65
(2,166)	1:B:115:PHE:HD2	1:B:117:LEU:HD13	7	2.65
(2,165)	1:A:17:LEU:HD11	1:B:115:PHE:HD1	16	2.65
(2,165)	1:A:17:LEU:HD11	1:B:115:PHE:HD2	16	2.65
(2,165)	1:A:17:LEU:HD12	1:B:115:PHE:HD1	16	2.65
(2,165)	1:A:17:LEU:HD12	1:B:115:PHE:HD2	16	2.65
(2,165)	1:A:17:LEU:HD13	1:B:115:PHE:HD1	16	2.65
(2,165)	1:A:17:LEU:HD13	1:B:115:PHE:HD2	16	2.65
(2,164)	1:A:15:PHE:HD1	1:A:17:LEU:HD11	12	2.65
(2,164)	1:A:15:PHE:HD1	1:A:17:LEU:HD12	12	2.65
(2,164)	1:A:15:PHE:HD1	1:A:17:LEU:HD13	12	2.65
(2,164)	1:A:15:PHE:HD2	1:A:17:LEU:HD11	12	2.65
(2,164)	1:A:15:PHE:HD2	1:A:17:LEU:HD12	12	2.65
(2,164)	1:A:15:PHE:HD2	1:A:17:LEU:HD13	12	2.65
(2,164)	1:A:15:PHE:HD1	1:A:17:LEU:HD11	16	2.65
(2,164)	1:A:15:PHE:HD1	1:A:17:LEU:HD12	16	2.65

Continued on next page...

Continued from previous page...

Key	Atom-1	Atom-2	Model ID	Violation (Å)
(2,164)	1:A:15:PHE:HD1	1:A:17:LEU:HD13	16	2.65
(2,164)	1:A:15:PHE:HD2	1:A:17:LEU:HD11	16	2.65
(2,164)	1:A:15:PHE:HD2	1:A:17:LEU:HD12	16	2.65
(2,164)	1:A:15:PHE:HD2	1:A:17:LEU:HD13	16	2.65
(2,143)	1:A:17:LEU:HD21	1:B:116:VAL:H	1	2.65
(2,143)	1:A:17:LEU:HD22	1:B:116:VAL:H	1	2.65
(2,143)	1:A:17:LEU:HD23	1:B:116:VAL:H	1	2.65
(2,143)	1:A:17:LEU:HD21	1:B:116:VAL:H	2	2.65
(2,143)	1:A:17:LEU:HD22	1:B:116:VAL:H	2	2.65
(2,143)	1:A:17:LEU:HD23	1:B:116:VAL:H	2	2.65
(2,143)	1:A:17:LEU:HD21	1:B:116:VAL:H	7	2.65
(2,143)	1:A:17:LEU:HD22	1:B:116:VAL:H	7	2.65
(2,143)	1:A:17:LEU:HD23	1:B:116:VAL:H	7	2.65
(2,143)	1:A:17:LEU:HD21	1:B:116:VAL:H	12	2.65
(2,143)	1:A:17:LEU:HD22	1:B:116:VAL:H	12	2.65
(2,143)	1:A:17:LEU:HD23	1:B:116:VAL:H	12	2.65
(2,143)	1:A:17:LEU:HD21	1:B:116:VAL:H	15	2.65
(2,143)	1:A:17:LEU:HD22	1:B:116:VAL:H	15	2.65
(2,143)	1:A:17:LEU:HD23	1:B:116:VAL:H	15	2.65
(2,143)	1:A:17:LEU:HD21	1:B:116:VAL:H	16	2.65
(2,143)	1:A:17:LEU:HD22	1:B:116:VAL:H	16	2.65
(2,143)	1:A:17:LEU:HD23	1:B:116:VAL:H	16	2.65
(2,143)	1:A:17:LEU:HD21	1:B:116:VAL:H	20	2.65
(2,143)	1:A:17:LEU:HD22	1:B:116:VAL:H	20	2.65
(2,143)	1:A:17:LEU:HD23	1:B:116:VAL:H	20	2.65
(2,141)	1:A:16:VAL:H	1:B:117:LEU:HD21	9	2.65
(2,141)	1:A:16:VAL:H	1:B:117:LEU:HD22	9	2.65
(2,141)	1:A:16:VAL:H	1:B:117:LEU:HD23	9	2.65
(2,105)	1:A:17:LEU:HA	1:B:117:LEU:HD21	9	2.65
(2,105)	1:A:17:LEU:HA	1:B:117:LEU:HD22	9	2.65
(2,105)	1:A:17:LEU:HA	1:B:117:LEU:HD23	9	2.65
(2,64)	1:A:17:LEU:HB2	1:B:115:PHE:HD1	11	2.64
(2,64)	1:A:17:LEU:HB2	1:B:115:PHE:HD2	11	2.64
(2,58)	1:A:17:LEU:HB2	1:B:115:PHE:HD1	11	2.64
(2,58)	1:A:17:LEU:HB2	1:B:115:PHE:HD2	11	2.64
(2,297)	1:A:17:LEU:HD11	1:B:115:PHE:HD1	4	2.64
(2,297)	1:A:17:LEU:HD11	1:B:115:PHE:HD2	4	2.64
(2,297)	1:A:17:LEU:HD12	1:B:115:PHE:HD1	4	2.64
(2,297)	1:A:17:LEU:HD12	1:B:115:PHE:HD2	4	2.64
(2,297)	1:A:17:LEU:HD13	1:B:115:PHE:HD1	4	2.64
(2,297)	1:A:17:LEU:HD13	1:B:115:PHE:HD2	4	2.64
(2,295)	1:A:15:PHE:HD1	1:B:117:LEU:HD11	6	2.64

Continued on next page...

Continued from previous page...

Key	Atom-1	Atom-2	Model ID	Violation (Å)
(2,295)	1:A:15:PHE:HD1	1:B:117:LEU:HD12	6	2.64
(2,295)	1:A:15:PHE:HD1	1:B:117:LEU:HD13	6	2.64
(2,295)	1:A:15:PHE:HD2	1:B:117:LEU:HD11	6	2.64
(2,295)	1:A:15:PHE:HD2	1:B:117:LEU:HD12	6	2.64
(2,295)	1:A:15:PHE:HD2	1:B:117:LEU:HD13	6	2.64
(2,213)	1:A:16:VAL:H	1:B:117:LEU:HD21	5	2.64
(2,213)	1:A:16:VAL:H	1:B:117:LEU:HD22	5	2.64
(2,213)	1:A:16:VAL:H	1:B:117:LEU:HD23	5	2.64
(2,213)	1:A:16:VAL:H	1:B:117:LEU:HD21	6	2.64
(2,213)	1:A:16:VAL:H	1:B:117:LEU:HD22	6	2.64
(2,213)	1:A:16:VAL:H	1:B:117:LEU:HD23	6	2.64
(2,213)	1:A:16:VAL:H	1:B:117:LEU:HD21	17	2.64
(2,213)	1:A:16:VAL:H	1:B:117:LEU:HD22	17	2.64
(2,213)	1:A:16:VAL:H	1:B:117:LEU:HD23	17	2.64
(2,211)	1:A:17:LEU:HD21	1:B:116:VAL:H	3	2.64
(2,211)	1:A:17:LEU:HD22	1:B:116:VAL:H	3	2.64
(2,211)	1:A:17:LEU:HD23	1:B:116:VAL:H	3	2.64
(2,211)	1:A:17:LEU:HD21	1:B:116:VAL:H	8	2.64
(2,211)	1:A:17:LEU:HD22	1:B:116:VAL:H	8	2.64
(2,211)	1:A:17:LEU:HD23	1:B:116:VAL:H	8	2.64
(2,211)	1:A:17:LEU:HD21	1:B:116:VAL:H	14	2.64
(2,211)	1:A:17:LEU:HD22	1:B:116:VAL:H	14	2.64
(2,211)	1:A:17:LEU:HD23	1:B:116:VAL:H	14	2.64
(2,207)	1:A:17:LEU:HD21	1:B:117:LEU:HA	18	2.64
(2,207)	1:A:17:LEU:HD22	1:B:117:LEU:HA	18	2.64
(2,207)	1:A:17:LEU:HD23	1:B:117:LEU:HA	18	2.64
(2,167)	1:A:15:PHE:HD1	1:B:117:LEU:HD11	6	2.64
(2,167)	1:A:15:PHE:HD1	1:B:117:LEU:HD12	6	2.64
(2,167)	1:A:15:PHE:HD1	1:B:117:LEU:HD13	6	2.64
(2,167)	1:A:15:PHE:HD2	1:B:117:LEU:HD11	6	2.64
(2,167)	1:A:15:PHE:HD2	1:B:117:LEU:HD12	6	2.64
(2,167)	1:A:15:PHE:HD2	1:B:117:LEU:HD13	6	2.64
(2,166)	1:B:115:PHE:HD1	1:B:117:LEU:HD11	5	2.64
(2,166)	1:B:115:PHE:HD1	1:B:117:LEU:HD12	5	2.64
(2,166)	1:B:115:PHE:HD1	1:B:117:LEU:HD13	5	2.64
(2,166)	1:B:115:PHE:HD2	1:B:117:LEU:HD11	5	2.64
(2,166)	1:B:115:PHE:HD2	1:B:117:LEU:HD12	5	2.64
(2,166)	1:B:115:PHE:HD2	1:B:117:LEU:HD13	5	2.64
(2,165)	1:A:17:LEU:HD11	1:B:115:PHE:HD1	4	2.64
(2,165)	1:A:17:LEU:HD11	1:B:115:PHE:HD2	4	2.64
(2,165)	1:A:17:LEU:HD12	1:B:115:PHE:HD1	4	2.64
(2,165)	1:A:17:LEU:HD12	1:B:115:PHE:HD2	4	2.64

Continued on next page...

Continued from previous page...

Key	Atom-1	Atom-2	Model ID	Violation (Å)
(2,165)	1:A:17:LEU:HD13	1:B:115:PHE:HD1	4	2.64
(2,165)	1:A:17:LEU:HD13	1:B:115:PHE:HD2	4	2.64
(2,143)	1:A:17:LEU:HD21	1:B:116:VAL:H	3	2.64
(2,143)	1:A:17:LEU:HD22	1:B:116:VAL:H	3	2.64
(2,143)	1:A:17:LEU:HD23	1:B:116:VAL:H	3	2.64
(2,143)	1:A:17:LEU:HD21	1:B:116:VAL:H	8	2.64
(2,143)	1:A:17:LEU:HD22	1:B:116:VAL:H	8	2.64
(2,143)	1:A:17:LEU:HD23	1:B:116:VAL:H	8	2.64
(2,143)	1:A:17:LEU:HD21	1:B:116:VAL:H	14	2.64
(2,143)	1:A:17:LEU:HD22	1:B:116:VAL:H	14	2.64
(2,143)	1:A:17:LEU:HD23	1:B:116:VAL:H	14	2.64
(2,141)	1:A:16:VAL:H	1:B:117:LEU:HD21	5	2.64
(2,141)	1:A:16:VAL:H	1:B:117:LEU:HD22	5	2.64
(2,141)	1:A:16:VAL:H	1:B:117:LEU:HD23	5	2.64
(2,141)	1:A:16:VAL:H	1:B:117:LEU:HD21	6	2.64
(2,141)	1:A:16:VAL:H	1:B:117:LEU:HD22	6	2.64
(2,141)	1:A:16:VAL:H	1:B:117:LEU:HD23	6	2.64
(2,141)	1:A:16:VAL:H	1:B:117:LEU:HD21	17	2.64
(2,141)	1:A:16:VAL:H	1:B:117:LEU:HD22	17	2.64
(2,141)	1:A:16:VAL:H	1:B:117:LEU:HD23	17	2.64
(2,107)	1:A:17:LEU:HD21	1:B:117:LEU:HA	18	2.64
(2,107)	1:A:17:LEU:HD22	1:B:117:LEU:HA	18	2.64
(2,107)	1:A:17:LEU:HD23	1:B:117:LEU:HA	18	2.64
(2,297)	1:A:17:LEU:HD11	1:B:115:PHE:HD1	8	2.63
(2,297)	1:A:17:LEU:HD11	1:B:115:PHE:HD2	8	2.63
(2,297)	1:A:17:LEU:HD12	1:B:115:PHE:HD1	8	2.63
(2,297)	1:A:17:LEU:HD12	1:B:115:PHE:HD2	8	2.63
(2,297)	1:A:17:LEU:HD13	1:B:115:PHE:HD1	8	2.63
(2,297)	1:A:17:LEU:HD13	1:B:115:PHE:HD2	8	2.63
(2,295)	1:A:15:PHE:HD1	1:B:117:LEU:HD11	15	2.63
(2,295)	1:A:15:PHE:HD1	1:B:117:LEU:HD12	15	2.63
(2,295)	1:A:15:PHE:HD1	1:B:117:LEU:HD13	15	2.63
(2,295)	1:A:15:PHE:HD2	1:B:117:LEU:HD11	15	2.63
(2,295)	1:A:15:PHE:HD2	1:B:117:LEU:HD12	15	2.63
(2,295)	1:A:15:PHE:HD2	1:B:117:LEU:HD13	15	2.63
(2,211)	1:A:17:LEU:HD21	1:B:116:VAL:H	13	2.63
(2,211)	1:A:17:LEU:HD22	1:B:116:VAL:H	13	2.63
(2,211)	1:A:17:LEU:HD23	1:B:116:VAL:H	13	2.63
(2,209)	1:A:17:LEU:HA	1:B:117:LEU:HD21	10	2.63
(2,209)	1:A:17:LEU:HA	1:B:117:LEU:HD22	10	2.63
(2,209)	1:A:17:LEU:HA	1:B:117:LEU:HD23	10	2.63
(2,167)	1:A:15:PHE:HD1	1:B:117:LEU:HD11	15	2.63

Continued on next page...

Continued from previous page...

Key	Atom-1	Atom-2	Model ID	Violation (Å)
(2,167)	1:A:15:PHE:HD1	1:B:117:LEU:HD12	15	2.63
(2,167)	1:A:15:PHE:HD1	1:B:117:LEU:HD13	15	2.63
(2,167)	1:A:15:PHE:HD2	1:B:117:LEU:HD11	15	2.63
(2,167)	1:A:15:PHE:HD2	1:B:117:LEU:HD12	15	2.63
(2,167)	1:A:15:PHE:HD2	1:B:117:LEU:HD13	15	2.63
(2,166)	1:B:115:PHE:HD1	1:B:117:LEU:HD11	19	2.63
(2,166)	1:B:115:PHE:HD1	1:B:117:LEU:HD12	19	2.63
(2,166)	1:B:115:PHE:HD1	1:B:117:LEU:HD13	19	2.63
(2,166)	1:B:115:PHE:HD2	1:B:117:LEU:HD11	19	2.63
(2,166)	1:B:115:PHE:HD2	1:B:117:LEU:HD12	19	2.63
(2,166)	1:B:115:PHE:HD2	1:B:117:LEU:HD13	19	2.63
(2,165)	1:A:17:LEU:HD11	1:B:115:PHE:HD1	8	2.63
(2,165)	1:A:17:LEU:HD11	1:B:115:PHE:HD2	8	2.63
(2,165)	1:A:17:LEU:HD12	1:B:115:PHE:HD1	8	2.63
(2,165)	1:A:17:LEU:HD12	1:B:115:PHE:HD2	8	2.63
(2,165)	1:A:17:LEU:HD13	1:B:115:PHE:HD1	8	2.63
(2,165)	1:A:17:LEU:HD13	1:B:115:PHE:HD2	8	2.63
(2,164)	1:A:15:PHE:HD1	1:A:17:LEU:HD11	1	2.63
(2,164)	1:A:15:PHE:HD1	1:A:17:LEU:HD12	1	2.63
(2,164)	1:A:15:PHE:HD1	1:A:17:LEU:HD13	1	2.63
(2,164)	1:A:15:PHE:HD2	1:A:17:LEU:HD11	1	2.63
(2,164)	1:A:15:PHE:HD2	1:A:17:LEU:HD12	1	2.63
(2,164)	1:A:15:PHE:HD2	1:A:17:LEU:HD13	1	2.63
(2,143)	1:A:17:LEU:HD21	1:B:116:VAL:H	13	2.63
(2,143)	1:A:17:LEU:HD22	1:B:116:VAL:H	13	2.63
(2,143)	1:A:17:LEU:HD23	1:B:116:VAL:H	13	2.63
(2,105)	1:A:17:LEU:HA	1:B:117:LEU:HD21	10	2.63
(2,105)	1:A:17:LEU:HA	1:B:117:LEU:HD22	10	2.63
(2,105)	1:A:17:LEU:HA	1:B:117:LEU:HD23	10	2.63
(2,5)	1:A:15:PHE:HB2	1:A:17:LEU:HD21	12	2.62
(2,5)	1:A:15:PHE:HB2	1:A:17:LEU:HD22	12	2.62
(2,5)	1:A:15:PHE:HB2	1:A:17:LEU:HD23	12	2.62
(2,209)	1:A:17:LEU:HA	1:B:117:LEU:HD21	4	2.62
(2,209)	1:A:17:LEU:HA	1:B:117:LEU:HD22	4	2.62
(2,209)	1:A:17:LEU:HA	1:B:117:LEU:HD23	4	2.62
(2,209)	1:A:17:LEU:HA	1:B:117:LEU:HD21	18	2.62
(2,209)	1:A:17:LEU:HA	1:B:117:LEU:HD22	18	2.62
(2,209)	1:A:17:LEU:HA	1:B:117:LEU:HD23	18	2.62
(2,207)	1:A:17:LEU:HD21	1:B:117:LEU:HA	4	2.62
(2,207)	1:A:17:LEU:HD22	1:B:117:LEU:HA	4	2.62
(2,207)	1:A:17:LEU:HD23	1:B:117:LEU:HA	4	2.62
(2,207)	1:A:17:LEU:HD21	1:B:117:LEU:HA	10	2.62

Continued on next page...

Continued from previous page...

Key	Atom-1	Atom-2	Model ID	Violation (Å)
(2,207)	1:A:17:LEU:HD22	1:B:117:LEU:HA	10	2.62
(2,207)	1:A:17:LEU:HD23	1:B:117:LEU:HA	10	2.62
(2,166)	1:B:115:PHE:HD1	1:B:117:LEU:HD11	9	2.62
(2,166)	1:B:115:PHE:HD1	1:B:117:LEU:HD12	9	2.62
(2,166)	1:B:115:PHE:HD1	1:B:117:LEU:HD13	9	2.62
(2,166)	1:B:115:PHE:HD2	1:B:117:LEU:HD11	9	2.62
(2,166)	1:B:115:PHE:HD2	1:B:117:LEU:HD12	9	2.62
(2,166)	1:B:115:PHE:HD2	1:B:117:LEU:HD13	9	2.62
(2,166)	1:B:115:PHE:HD1	1:B:117:LEU:HD11	17	2.62
(2,166)	1:B:115:PHE:HD1	1:B:117:LEU:HD12	17	2.62
(2,166)	1:B:115:PHE:HD1	1:B:117:LEU:HD13	17	2.62
(2,166)	1:B:115:PHE:HD2	1:B:117:LEU:HD11	17	2.62
(2,166)	1:B:115:PHE:HD2	1:B:117:LEU:HD12	17	2.62
(2,166)	1:B:115:PHE:HD2	1:B:117:LEU:HD13	17	2.62
(2,164)	1:A:15:PHE:HD1	1:A:17:LEU:HD11	8	2.62
(2,164)	1:A:15:PHE:HD1	1:A:17:LEU:HD12	8	2.62
(2,164)	1:A:15:PHE:HD1	1:A:17:LEU:HD13	8	2.62
(2,164)	1:A:15:PHE:HD2	1:A:17:LEU:HD11	8	2.62
(2,164)	1:A:15:PHE:HD2	1:A:17:LEU:HD12	8	2.62
(2,164)	1:A:15:PHE:HD2	1:A:17:LEU:HD13	8	2.62
(2,107)	1:A:17:LEU:HD21	1:B:117:LEU:HA	4	2.62
(2,107)	1:A:17:LEU:HD22	1:B:117:LEU:HA	4	2.62
(2,107)	1:A:17:LEU:HD23	1:B:117:LEU:HA	4	2.62
(2,107)	1:A:17:LEU:HD21	1:B:117:LEU:HA	10	2.62
(2,107)	1:A:17:LEU:HD22	1:B:117:LEU:HA	10	2.62
(2,107)	1:A:17:LEU:HD23	1:B:117:LEU:HA	10	2.62
(2,105)	1:A:17:LEU:HA	1:B:117:LEU:HD21	4	2.62
(2,105)	1:A:17:LEU:HA	1:B:117:LEU:HD22	4	2.62
(2,105)	1:A:17:LEU:HA	1:B:117:LEU:HD23	4	2.62
(2,105)	1:A:17:LEU:HA	1:B:117:LEU:HD21	18	2.62
(2,105)	1:A:17:LEU:HA	1:B:117:LEU:HD22	18	2.62
(2,105)	1:A:17:LEU:HA	1:B:117:LEU:HD23	18	2.62
(2,7)	1:B:115:PHE:HB2	1:B:117:LEU:HD21	6	2.61
(2,7)	1:B:115:PHE:HB2	1:B:117:LEU:HD22	6	2.61
(2,7)	1:B:115:PHE:HB2	1:B:117:LEU:HD23	6	2.61
(2,7)	1:B:115:PHE:HB2	1:B:117:LEU:HD21	17	2.61
(2,7)	1:B:115:PHE:HB2	1:B:117:LEU:HD22	17	2.61
(2,7)	1:B:115:PHE:HB2	1:B:117:LEU:HD23	17	2.61
(2,5)	1:A:15:PHE:HB2	1:A:17:LEU:HD21	2	2.61
(2,5)	1:A:15:PHE:HB2	1:A:17:LEU:HD22	2	2.61
(2,5)	1:A:15:PHE:HB2	1:A:17:LEU:HD23	2	2.61
(2,5)	1:A:15:PHE:HB2	1:A:17:LEU:HD21	3	2.61

Continued on next page...

Continued from previous page...

Key	Atom-1	Atom-2	Model ID	Violation (Å)
(2,5)	1:A:15:PHE:HB2	1:A:17:LEU:HD22	3	2.61
(2,5)	1:A:15:PHE:HB2	1:A:17:LEU:HD23	3	2.61
(2,5)	1:A:15:PHE:HB2	1:A:17:LEU:HD21	15	2.61
(2,5)	1:A:15:PHE:HB2	1:A:17:LEU:HD22	15	2.61
(2,5)	1:A:15:PHE:HB2	1:A:17:LEU:HD23	15	2.61
(2,297)	1:A:17:LEU:HD11	1:B:115:PHE:HD1	10	2.61
(2,297)	1:A:17:LEU:HD11	1:B:115:PHE:HD2	10	2.61
(2,297)	1:A:17:LEU:HD12	1:B:115:PHE:HD1	10	2.61
(2,297)	1:A:17:LEU:HD12	1:B:115:PHE:HD2	10	2.61
(2,297)	1:A:17:LEU:HD13	1:B:115:PHE:HD1	10	2.61
(2,297)	1:A:17:LEU:HD13	1:B:115:PHE:HD2	10	2.61
(2,165)	1:A:17:LEU:HD11	1:B:115:PHE:HD1	10	2.61
(2,165)	1:A:17:LEU:HD11	1:B:115:PHE:HD2	10	2.61
(2,165)	1:A:17:LEU:HD12	1:B:115:PHE:HD1	10	2.61
(2,165)	1:A:17:LEU:HD12	1:B:115:PHE:HD2	10	2.61
(2,165)	1:A:17:LEU:HD13	1:B:115:PHE:HD1	10	2.61
(2,165)	1:A:17:LEU:HD13	1:B:115:PHE:HD2	10	2.61
(2,5)	1:A:15:PHE:HB2	1:A:17:LEU:HD21	1	2.6
(2,5)	1:A:15:PHE:HB2	1:A:17:LEU:HD22	1	2.6
(2,5)	1:A:15:PHE:HB2	1:A:17:LEU:HD23	1	2.6
(2,5)	1:A:15:PHE:HB2	1:A:17:LEU:HD21	18	2.6
(2,5)	1:A:15:PHE:HB2	1:A:17:LEU:HD22	18	2.6
(2,5)	1:A:15:PHE:HB2	1:A:17:LEU:HD23	18	2.6
(2,297)	1:A:17:LEU:HD11	1:B:115:PHE:HD1	6	2.6
(2,297)	1:A:17:LEU:HD11	1:B:115:PHE:HD2	6	2.6
(2,297)	1:A:17:LEU:HD12	1:B:115:PHE:HD1	6	2.6
(2,297)	1:A:17:LEU:HD12	1:B:115:PHE:HD2	6	2.6
(2,297)	1:A:17:LEU:HD13	1:B:115:PHE:HD1	6	2.6
(2,297)	1:A:17:LEU:HD13	1:B:115:PHE:HD2	6	2.6
(2,297)	1:A:17:LEU:HD11	1:B:115:PHE:HD1	13	2.6
(2,297)	1:A:17:LEU:HD11	1:B:115:PHE:HD2	13	2.6
(2,297)	1:A:17:LEU:HD12	1:B:115:PHE:HD1	13	2.6
(2,297)	1:A:17:LEU:HD12	1:B:115:PHE:HD2	13	2.6
(2,297)	1:A:17:LEU:HD13	1:B:115:PHE:HD1	13	2.6
(2,297)	1:A:17:LEU:HD13	1:B:115:PHE:HD2	13	2.6
(2,295)	1:A:15:PHE:HD1	1:B:117:LEU:HD11	2	2.6
(2,295)	1:A:15:PHE:HD1	1:B:117:LEU:HD12	2	2.6
(2,295)	1:A:15:PHE:HD1	1:B:117:LEU:HD13	2	2.6
(2,295)	1:A:15:PHE:HD2	1:B:117:LEU:HD11	2	2.6
(2,295)	1:A:15:PHE:HD2	1:B:117:LEU:HD12	2	2.6
(2,295)	1:A:15:PHE:HD2	1:B:117:LEU:HD13	2	2.6
(2,295)	1:A:15:PHE:HD1	1:B:117:LEU:HD11	3	2.6

Continued on next page...

Continued from previous page...

Key	Atom-1	Atom-2	Model ID	Violation (Å)
(2,295)	1:A:15:PHE:HD1	1:B:117:LEU:HD12	3	2.6
(2,295)	1:A:15:PHE:HD1	1:B:117:LEU:HD13	3	2.6
(2,295)	1:A:15:PHE:HD2	1:B:117:LEU:HD11	3	2.6
(2,295)	1:A:15:PHE:HD2	1:B:117:LEU:HD12	3	2.6
(2,295)	1:A:15:PHE:HD2	1:B:117:LEU:HD13	3	2.6
(2,167)	1:A:15:PHE:HD1	1:B:117:LEU:HD11	2	2.6
(2,167)	1:A:15:PHE:HD1	1:B:117:LEU:HD12	2	2.6
(2,167)	1:A:15:PHE:HD1	1:B:117:LEU:HD13	2	2.6
(2,167)	1:A:15:PHE:HD2	1:B:117:LEU:HD11	2	2.6
(2,167)	1:A:15:PHE:HD2	1:B:117:LEU:HD12	2	2.6
(2,167)	1:A:15:PHE:HD2	1:B:117:LEU:HD13	2	2.6
(2,167)	1:A:15:PHE:HD1	1:B:117:LEU:HD11	3	2.6
(2,167)	1:A:15:PHE:HD1	1:B:117:LEU:HD12	3	2.6
(2,167)	1:A:15:PHE:HD1	1:B:117:LEU:HD13	3	2.6
(2,167)	1:A:15:PHE:HD2	1:B:117:LEU:HD11	3	2.6
(2,167)	1:A:15:PHE:HD2	1:B:117:LEU:HD12	3	2.6
(2,167)	1:A:15:PHE:HD2	1:B:117:LEU:HD13	3	2.6
(2,165)	1:A:17:LEU:HD11	1:B:115:PHE:HD1	6	2.6
(2,165)	1:A:17:LEU:HD11	1:B:115:PHE:HD2	6	2.6
(2,165)	1:A:17:LEU:HD12	1:B:115:PHE:HD1	6	2.6
(2,165)	1:A:17:LEU:HD12	1:B:115:PHE:HD2	6	2.6
(2,165)	1:A:17:LEU:HD13	1:B:115:PHE:HD1	6	2.6
(2,165)	1:A:17:LEU:HD13	1:B:115:PHE:HD2	6	2.6
(2,165)	1:A:17:LEU:HD11	1:B:115:PHE:HD1	13	2.6
(2,165)	1:A:17:LEU:HD11	1:B:115:PHE:HD2	13	2.6
(2,165)	1:A:17:LEU:HD12	1:B:115:PHE:HD1	13	2.6
(2,165)	1:A:17:LEU:HD12	1:B:115:PHE:HD2	13	2.6
(2,165)	1:A:17:LEU:HD13	1:B:115:PHE:HD1	13	2.6
(2,165)	1:A:17:LEU:HD13	1:B:115:PHE:HD2	13	2.6
(2,164)	1:A:15:PHE:HD1	1:A:17:LEU:HD11	14	2.6
(2,164)	1:A:15:PHE:HD1	1:A:17:LEU:HD12	14	2.6
(2,164)	1:A:15:PHE:HD1	1:A:17:LEU:HD13	14	2.6
(2,164)	1:A:15:PHE:HD2	1:A:17:LEU:HD11	14	2.6
(2,164)	1:A:15:PHE:HD2	1:A:17:LEU:HD12	14	2.6
(2,164)	1:A:15:PHE:HD2	1:A:17:LEU:HD13	14	2.6
(2,7)	1:B:115:PHE:HB2	1:B:117:LEU:HD21	5	2.59
(2,7)	1:B:115:PHE:HB2	1:B:117:LEU:HD22	5	2.59
(2,7)	1:B:115:PHE:HB2	1:B:117:LEU:HD23	5	2.59
(2,7)	1:B:115:PHE:HB2	1:B:117:LEU:HD21	19	2.59
(2,7)	1:B:115:PHE:HB2	1:B:117:LEU:HD22	19	2.59
(2,7)	1:B:115:PHE:HB2	1:B:117:LEU:HD23	19	2.59
(2,5)	1:A:15:PHE:HB2	1:A:17:LEU:HD21	20	2.59

Continued on next page...

Continued from previous page...

Key	Atom-1	Atom-2	Model ID	Violation (Å)
(2,5)	1:A:15:PHE:HB2	1:A:17:LEU:HD22	20	2.59
(2,5)	1:A:15:PHE:HB2	1:A:17:LEU:HD23	20	2.59
(2,5)	1:A:15:PHE:HB2	1:A:17:LEU:HD21	8	2.58
(2,5)	1:A:15:PHE:HB2	1:A:17:LEU:HD22	8	2.58
(2,5)	1:A:15:PHE:HB2	1:A:17:LEU:HD23	8	2.58
(2,5)	1:A:15:PHE:HB2	1:A:17:LEU:HD21	16	2.58
(2,5)	1:A:15:PHE:HB2	1:A:17:LEU:HD22	16	2.58
(2,5)	1:A:15:PHE:HB2	1:A:17:LEU:HD23	16	2.58
(2,295)	1:A:15:PHE:HD1	1:B:117:LEU:HD11	16	2.58
(2,295)	1:A:15:PHE:HD1	1:B:117:LEU:HD12	16	2.58
(2,295)	1:A:15:PHE:HD1	1:B:117:LEU:HD13	16	2.58
(2,295)	1:A:15:PHE:HD2	1:B:117:LEU:HD11	16	2.58
(2,295)	1:A:15:PHE:HD2	1:B:117:LEU:HD12	16	2.58
(2,295)	1:A:15:PHE:HD2	1:B:117:LEU:HD13	16	2.58
(2,167)	1:A:15:PHE:HD1	1:B:117:LEU:HD11	16	2.58
(2,167)	1:A:15:PHE:HD1	1:B:117:LEU:HD12	16	2.58
(2,167)	1:A:15:PHE:HD1	1:B:117:LEU:HD13	16	2.58
(2,167)	1:A:15:PHE:HD2	1:B:117:LEU:HD11	16	2.58
(2,167)	1:A:15:PHE:HD2	1:B:117:LEU:HD12	16	2.58
(2,167)	1:A:15:PHE:HD2	1:B:117:LEU:HD13	16	2.58
(2,295)	1:A:15:PHE:HD1	1:B:117:LEU:HD11	4	2.57
(2,295)	1:A:15:PHE:HD1	1:B:117:LEU:HD12	4	2.57
(2,295)	1:A:15:PHE:HD1	1:B:117:LEU:HD13	4	2.57
(2,295)	1:A:15:PHE:HD2	1:B:117:LEU:HD11	4	2.57
(2,295)	1:A:15:PHE:HD2	1:B:117:LEU:HD12	4	2.57
(2,295)	1:A:15:PHE:HD2	1:B:117:LEU:HD13	4	2.57
(2,295)	1:A:15:PHE:HD1	1:B:117:LEU:HD11	10	2.57
(2,295)	1:A:15:PHE:HD1	1:B:117:LEU:HD12	10	2.57
(2,295)	1:A:15:PHE:HD1	1:B:117:LEU:HD13	10	2.57
(2,295)	1:A:15:PHE:HD2	1:B:117:LEU:HD11	10	2.57
(2,295)	1:A:15:PHE:HD2	1:B:117:LEU:HD12	10	2.57
(2,295)	1:A:15:PHE:HD2	1:B:117:LEU:HD13	10	2.57
(2,167)	1:A:15:PHE:HD1	1:B:117:LEU:HD11	4	2.57
(2,167)	1:A:15:PHE:HD1	1:B:117:LEU:HD12	4	2.57
(2,167)	1:A:15:PHE:HD1	1:B:117:LEU:HD13	4	2.57
(2,167)	1:A:15:PHE:HD2	1:B:117:LEU:HD11	4	2.57
(2,167)	1:A:15:PHE:HD2	1:B:117:LEU:HD12	4	2.57
(2,167)	1:A:15:PHE:HD2	1:B:117:LEU:HD13	4	2.57
(2,167)	1:A:15:PHE:HD1	1:B:117:LEU:HD11	10	2.57
(2,167)	1:A:15:PHE:HD1	1:B:117:LEU:HD12	10	2.57
(2,167)	1:A:15:PHE:HD1	1:B:117:LEU:HD13	10	2.57
(2,167)	1:A:15:PHE:HD2	1:B:117:LEU:HD11	10	2.57

Continued on next page...

Continued from previous page...

Key	Atom-1	Atom-2	Model ID	Violation (Å)
(2,167)	1:A:15:PHE:HD2	1:B:117:LEU:HD12	10	2.57
(2,167)	1:A:15:PHE:HD2	1:B:117:LEU:HD13	10	2.57
(2,164)	1:A:15:PHE:HD1	1:A:17:LEU:HD11	9	2.57
(2,164)	1:A:15:PHE:HD1	1:A:17:LEU:HD12	9	2.57
(2,164)	1:A:15:PHE:HD1	1:A:17:LEU:HD13	9	2.57
(2,164)	1:A:15:PHE:HD2	1:A:17:LEU:HD11	9	2.57
(2,164)	1:A:15:PHE:HD2	1:A:17:LEU:HD12	9	2.57
(2,164)	1:A:15:PHE:HD2	1:A:17:LEU:HD13	9	2.57
(2,164)	1:A:15:PHE:HD1	1:A:17:LEU:HD11	13	2.57
(2,164)	1:A:15:PHE:HD1	1:A:17:LEU:HD12	13	2.57
(2,164)	1:A:15:PHE:HD1	1:A:17:LEU:HD13	13	2.57
(2,164)	1:A:15:PHE:HD2	1:A:17:LEU:HD11	13	2.57
(2,164)	1:A:15:PHE:HD2	1:A:17:LEU:HD12	13	2.57
(2,164)	1:A:15:PHE:HD2	1:A:17:LEU:HD13	13	2.57
(2,5)	1:A:15:PHE:HB2	1:A:17:LEU:HD21	14	2.56
(2,5)	1:A:15:PHE:HB2	1:A:17:LEU:HD22	14	2.56
(2,5)	1:A:15:PHE:HB2	1:A:17:LEU:HD23	14	2.56
(2,3)	1:B:115:PHE:HB2	1:B:117:LEU:HD21	11	2.56
(2,3)	1:B:115:PHE:HB2	1:B:117:LEU:HD22	11	2.56
(2,3)	1:B:115:PHE:HB2	1:B:117:LEU:HD23	11	2.56
(2,297)	1:A:17:LEU:HD11	1:B:115:PHE:HD1	17	2.56
(2,297)	1:A:17:LEU:HD11	1:B:115:PHE:HD2	17	2.56
(2,297)	1:A:17:LEU:HD12	1:B:115:PHE:HD1	17	2.56
(2,297)	1:A:17:LEU:HD12	1:B:115:PHE:HD2	17	2.56
(2,297)	1:A:17:LEU:HD13	1:B:115:PHE:HD1	17	2.56
(2,297)	1:A:17:LEU:HD13	1:B:115:PHE:HD2	17	2.56
(2,165)	1:A:17:LEU:HD11	1:B:115:PHE:HD1	17	2.56
(2,165)	1:A:17:LEU:HD11	1:B:115:PHE:HD2	17	2.56
(2,165)	1:A:17:LEU:HD12	1:B:115:PHE:HD1	17	2.56
(2,165)	1:A:17:LEU:HD12	1:B:115:PHE:HD2	17	2.56
(2,165)	1:A:17:LEU:HD13	1:B:115:PHE:HD1	17	2.56
(2,165)	1:A:17:LEU:HD13	1:B:115:PHE:HD2	17	2.56
(2,164)	1:A:15:PHE:HD1	1:A:17:LEU:HD11	7	2.56
(2,164)	1:A:15:PHE:HD1	1:A:17:LEU:HD12	7	2.56
(2,164)	1:A:15:PHE:HD1	1:A:17:LEU:HD13	7	2.56
(2,164)	1:A:15:PHE:HD2	1:A:17:LEU:HD11	7	2.56
(2,164)	1:A:15:PHE:HD2	1:A:17:LEU:HD12	7	2.56
(2,164)	1:A:15:PHE:HD2	1:A:17:LEU:HD13	7	2.56
(2,7)	1:B:115:PHE:HB2	1:B:117:LEU:HD21	4	2.55
(2,7)	1:B:115:PHE:HB2	1:B:117:LEU:HD22	4	2.55
(2,7)	1:B:115:PHE:HB2	1:B:117:LEU:HD23	4	2.55
(2,7)	1:B:115:PHE:HB2	1:B:117:LEU:HD21	10	2.55

Continued on next page...

Continued from previous page...

Key	Atom-1	Atom-2	Model ID	Violation (Å)
(2,7)	1:B:115:PHE:HB2	1:B:117:LEU:HD22	10	2.55
(2,7)	1:B:115:PHE:HB2	1:B:117:LEU:HD23	10	2.55
(2,5)	1:A:15:PHE:HB2	1:A:17:LEU:HD21	10	2.55
(2,5)	1:A:15:PHE:HB2	1:A:17:LEU:HD22	10	2.55
(2,5)	1:A:15:PHE:HB2	1:A:17:LEU:HD23	10	2.55
(2,373)	1:A:17:LEU:H	1:B:117:LEU:HD21	13	2.55
(2,373)	1:A:17:LEU:H	1:B:117:LEU:HD22	13	2.55
(2,373)	1:A:17:LEU:H	1:B:117:LEU:HD23	13	2.55
(2,373)	1:A:17:LEU:H	1:B:117:LEU:HD21	14	2.55
(2,373)	1:A:17:LEU:H	1:B:117:LEU:HD22	14	2.55
(2,373)	1:A:17:LEU:H	1:B:117:LEU:HD23	14	2.55
(2,295)	1:A:15:PHE:HD1	1:B:117:LEU:HD11	12	2.55
(2,295)	1:A:15:PHE:HD1	1:B:117:LEU:HD12	12	2.55
(2,295)	1:A:15:PHE:HD1	1:B:117:LEU:HD13	12	2.55
(2,295)	1:A:15:PHE:HD2	1:B:117:LEU:HD11	12	2.55
(2,295)	1:A:15:PHE:HD2	1:B:117:LEU:HD12	12	2.55
(2,295)	1:A:15:PHE:HD2	1:B:117:LEU:HD13	12	2.55
(2,221)	1:A:17:LEU:H	1:B:117:LEU:HD21	13	2.55
(2,221)	1:A:17:LEU:H	1:B:117:LEU:HD22	13	2.55
(2,221)	1:A:17:LEU:H	1:B:117:LEU:HD23	13	2.55
(2,221)	1:A:17:LEU:H	1:B:117:LEU:HD21	14	2.55
(2,221)	1:A:17:LEU:H	1:B:117:LEU:HD22	14	2.55
(2,221)	1:A:17:LEU:H	1:B:117:LEU:HD23	14	2.55
(2,167)	1:A:15:PHE:HD1	1:B:117:LEU:HD11	12	2.55
(2,167)	1:A:15:PHE:HD1	1:B:117:LEU:HD12	12	2.55
(2,167)	1:A:15:PHE:HD1	1:B:117:LEU:HD13	12	2.55
(2,167)	1:A:15:PHE:HD2	1:B:117:LEU:HD11	12	2.55
(2,167)	1:A:15:PHE:HD2	1:B:117:LEU:HD12	12	2.55
(2,167)	1:A:15:PHE:HD2	1:B:117:LEU:HD13	12	2.55
(2,7)	1:B:115:PHE:HB2	1:B:117:LEU:HD21	9	2.54
(2,7)	1:B:115:PHE:HB2	1:B:117:LEU:HD22	9	2.54
(2,7)	1:B:115:PHE:HB2	1:B:117:LEU:HD23	9	2.54
(2,7)	1:B:115:PHE:HB2	1:B:117:LEU:HD21	18	2.54
(2,7)	1:B:115:PHE:HB2	1:B:117:LEU:HD22	18	2.54
(2,7)	1:B:115:PHE:HB2	1:B:117:LEU:HD23	18	2.54
(2,5)	1:A:15:PHE:HB2	1:A:17:LEU:HD21	4	2.54
(2,5)	1:A:15:PHE:HB2	1:A:17:LEU:HD22	4	2.54
(2,5)	1:A:15:PHE:HB2	1:A:17:LEU:HD23	4	2.54
(2,5)	1:A:15:PHE:HB2	1:A:17:LEU:HD21	7	2.54
(2,5)	1:A:15:PHE:HB2	1:A:17:LEU:HD22	7	2.54
(2,5)	1:A:15:PHE:HB2	1:A:17:LEU:HD23	7	2.54
(2,373)	1:A:17:LEU:H	1:B:117:LEU:HD21	1	2.54

Continued on next page...

Continued from previous page...

Key	Atom-1	Atom-2	Model ID	Violation (Å)
(2,373)	1:A:17:LEU:H	1:B:117:LEU:HD22	1	2.54
(2,373)	1:A:17:LEU:H	1:B:117:LEU:HD23	1	2.54
(2,373)	1:A:17:LEU:H	1:B:117:LEU:HD21	7	2.54
(2,373)	1:A:17:LEU:H	1:B:117:LEU:HD22	7	2.54
(2,373)	1:A:17:LEU:H	1:B:117:LEU:HD23	7	2.54
(2,297)	1:A:17:LEU:HD11	1:B:115:PHE:HD1	5	2.54
(2,297)	1:A:17:LEU:HD11	1:B:115:PHE:HD2	5	2.54
(2,297)	1:A:17:LEU:HD12	1:B:115:PHE:HD1	5	2.54
(2,297)	1:A:17:LEU:HD12	1:B:115:PHE:HD2	5	2.54
(2,297)	1:A:17:LEU:HD13	1:B:115:PHE:HD1	5	2.54
(2,297)	1:A:17:LEU:HD13	1:B:115:PHE:HD2	5	2.54
(2,297)	1:A:17:LEU:HD11	1:B:115:PHE:HD1	9	2.54
(2,297)	1:A:17:LEU:HD11	1:B:115:PHE:HD2	9	2.54
(2,297)	1:A:17:LEU:HD12	1:B:115:PHE:HD1	9	2.54
(2,297)	1:A:17:LEU:HD12	1:B:115:PHE:HD2	9	2.54
(2,297)	1:A:17:LEU:HD13	1:B:115:PHE:HD1	9	2.54
(2,297)	1:A:17:LEU:HD13	1:B:115:PHE:HD2	9	2.54
(2,24)	1:A:17:LEU:HD21	1:B:115:PHE:HB3	6	2.54
(2,24)	1:A:17:LEU:HD22	1:B:115:PHE:HB3	6	2.54
(2,24)	1:A:17:LEU:HD23	1:B:115:PHE:HB3	6	2.54
(2,221)	1:A:17:LEU:H	1:B:117:LEU:HD21	1	2.54
(2,221)	1:A:17:LEU:H	1:B:117:LEU:HD22	1	2.54
(2,221)	1:A:17:LEU:H	1:B:117:LEU:HD23	1	2.54
(2,221)	1:A:17:LEU:H	1:B:117:LEU:HD21	7	2.54
(2,221)	1:A:17:LEU:H	1:B:117:LEU:HD22	7	2.54
(2,221)	1:A:17:LEU:H	1:B:117:LEU:HD23	7	2.54
(2,22)	1:A:15:PHE:HB3	1:B:117:LEU:HD21	2	2.54
(2,22)	1:A:15:PHE:HB3	1:B:117:LEU:HD22	2	2.54
(2,22)	1:A:15:PHE:HB3	1:B:117:LEU:HD23	2	2.54
(2,22)	1:A:15:PHE:HB3	1:B:117:LEU:HD21	3	2.54
(2,22)	1:A:15:PHE:HB3	1:B:117:LEU:HD22	3	2.54
(2,22)	1:A:15:PHE:HB3	1:B:117:LEU:HD23	3	2.54
(2,22)	1:A:15:PHE:HB3	1:B:117:LEU:HD21	15	2.54
(2,22)	1:A:15:PHE:HB3	1:B:117:LEU:HD22	15	2.54
(2,22)	1:A:15:PHE:HB3	1:B:117:LEU:HD23	15	2.54
(2,20)	1:A:15:PHE:HB3	1:B:117:LEU:HD21	2	2.54
(2,20)	1:A:15:PHE:HB3	1:B:117:LEU:HD22	2	2.54
(2,20)	1:A:15:PHE:HB3	1:B:117:LEU:HD23	2	2.54
(2,20)	1:A:15:PHE:HB3	1:B:117:LEU:HD21	3	2.54
(2,20)	1:A:15:PHE:HB3	1:B:117:LEU:HD22	3	2.54
(2,20)	1:A:15:PHE:HB3	1:B:117:LEU:HD23	3	2.54
(2,20)	1:A:15:PHE:HB3	1:B:117:LEU:HD21	15	2.54

Continued on next page...

Continued from previous page...

Key	Atom-1	Atom-2	Model ID	Violation (Å)
(2,20)	1:A:15:PHE:HB3	1:B:117:LEU:HD22	15	2.54
(2,20)	1:A:15:PHE:HB3	1:B:117:LEU:HD23	15	2.54
(2,18)	1:A:17:LEU:HD21	1:B:115:PHE:HB3	6	2.54
(2,18)	1:A:17:LEU:HD22	1:B:115:PHE:HB3	6	2.54
(2,18)	1:A:17:LEU:HD23	1:B:115:PHE:HB3	6	2.54
(2,165)	1:A:17:LEU:HD11	1:B:115:PHE:HD1	5	2.54
(2,165)	1:A:17:LEU:HD11	1:B:115:PHE:HD2	5	2.54
(2,165)	1:A:17:LEU:HD12	1:B:115:PHE:HD1	5	2.54
(2,165)	1:A:17:LEU:HD12	1:B:115:PHE:HD2	5	2.54
(2,165)	1:A:17:LEU:HD13	1:B:115:PHE:HD1	5	2.54
(2,165)	1:A:17:LEU:HD13	1:B:115:PHE:HD2	5	2.54
(2,165)	1:A:17:LEU:HD11	1:B:115:PHE:HD1	9	2.54
(2,165)	1:A:17:LEU:HD11	1:B:115:PHE:HD2	9	2.54
(2,165)	1:A:17:LEU:HD12	1:B:115:PHE:HD1	9	2.54
(2,165)	1:A:17:LEU:HD12	1:B:115:PHE:HD2	9	2.54
(2,165)	1:A:17:LEU:HD13	1:B:115:PHE:HD1	9	2.54
(2,165)	1:A:17:LEU:HD13	1:B:115:PHE:HD2	9	2.54
(2,164)	1:A:15:PHE:HD1	1:A:17:LEU:HD11	17	2.54
(2,164)	1:A:15:PHE:HD1	1:A:17:LEU:HD12	17	2.54
(2,164)	1:A:15:PHE:HD1	1:A:17:LEU:HD13	17	2.54
(2,164)	1:A:15:PHE:HD2	1:A:17:LEU:HD11	17	2.54
(2,164)	1:A:15:PHE:HD2	1:A:17:LEU:HD12	17	2.54
(2,164)	1:A:15:PHE:HD2	1:A:17:LEU:HD13	17	2.54
(2,5)	1:A:15:PHE:HB2	1:A:17:LEU:HD21	13	2.53
(2,5)	1:A:15:PHE:HB2	1:A:17:LEU:HD22	13	2.53
(2,5)	1:A:15:PHE:HB2	1:A:17:LEU:HD23	13	2.53
(2,375)	1:A:17:LEU:HD21	1:B:117:LEU:H	5	2.53
(2,375)	1:A:17:LEU:HD22	1:B:117:LEU:H	5	2.53
(2,375)	1:A:17:LEU:HD23	1:B:117:LEU:H	5	2.53
(2,375)	1:A:17:LEU:HD21	1:B:117:LEU:H	6	2.53
(2,375)	1:A:17:LEU:HD22	1:B:117:LEU:H	6	2.53
(2,375)	1:A:17:LEU:HD23	1:B:117:LEU:H	6	2.53
(2,375)	1:A:17:LEU:HD21	1:B:117:LEU:H	19	2.53
(2,375)	1:A:17:LEU:HD22	1:B:117:LEU:H	19	2.53
(2,375)	1:A:17:LEU:HD23	1:B:117:LEU:H	19	2.53
(2,373)	1:A:17:LEU:H	1:B:117:LEU:HD21	3	2.53
(2,373)	1:A:17:LEU:H	1:B:117:LEU:HD22	3	2.53
(2,373)	1:A:17:LEU:H	1:B:117:LEU:HD23	3	2.53
(2,373)	1:A:17:LEU:H	1:B:117:LEU:HD21	8	2.53
(2,373)	1:A:17:LEU:H	1:B:117:LEU:HD22	8	2.53
(2,373)	1:A:17:LEU:H	1:B:117:LEU:HD23	8	2.53
(2,373)	1:A:17:LEU:H	1:B:117:LEU:HD21	12	2.53

Continued on next page...

Continued from previous page...

Key	Atom-1	Atom-2	Model ID	Violation (Å)
(2,373)	1:A:17:LEU:H	1:B:117:LEU:HD22	12	2.53
(2,373)	1:A:17:LEU:H	1:B:117:LEU:HD23	12	2.53
(2,373)	1:A:17:LEU:H	1:B:117:LEU:HD21	16	2.53
(2,373)	1:A:17:LEU:H	1:B:117:LEU:HD22	16	2.53
(2,373)	1:A:17:LEU:H	1:B:117:LEU:HD23	16	2.53
(2,297)	1:A:17:LEU:HD11	1:B:115:PHE:HD1	7	2.53
(2,297)	1:A:17:LEU:HD11	1:B:115:PHE:HD2	7	2.53
(2,297)	1:A:17:LEU:HD12	1:B:115:PHE:HD1	7	2.53
(2,297)	1:A:17:LEU:HD12	1:B:115:PHE:HD2	7	2.53
(2,297)	1:A:17:LEU:HD13	1:B:115:PHE:HD1	7	2.53
(2,297)	1:A:17:LEU:HD13	1:B:115:PHE:HD2	7	2.53
(2,221)	1:A:17:LEU:H	1:B:117:LEU:HD21	3	2.53
(2,221)	1:A:17:LEU:H	1:B:117:LEU:HD22	3	2.53
(2,221)	1:A:17:LEU:H	1:B:117:LEU:HD23	3	2.53
(2,221)	1:A:17:LEU:H	1:B:117:LEU:HD21	8	2.53
(2,221)	1:A:17:LEU:H	1:B:117:LEU:HD22	8	2.53
(2,221)	1:A:17:LEU:H	1:B:117:LEU:HD23	8	2.53
(2,221)	1:A:17:LEU:H	1:B:117:LEU:HD21	12	2.53
(2,221)	1:A:17:LEU:H	1:B:117:LEU:HD22	12	2.53
(2,221)	1:A:17:LEU:H	1:B:117:LEU:HD23	12	2.53
(2,221)	1:A:17:LEU:H	1:B:117:LEU:HD21	16	2.53
(2,221)	1:A:17:LEU:H	1:B:117:LEU:HD22	16	2.53
(2,221)	1:A:17:LEU:H	1:B:117:LEU:HD23	16	2.53
(2,219)	1:A:17:LEU:HD21	1:B:117:LEU:H	5	2.53
(2,219)	1:A:17:LEU:HD22	1:B:117:LEU:H	5	2.53
(2,219)	1:A:17:LEU:HD23	1:B:117:LEU:H	5	2.53
(2,219)	1:A:17:LEU:HD21	1:B:117:LEU:H	6	2.53
(2,219)	1:A:17:LEU:HD22	1:B:117:LEU:H	6	2.53
(2,219)	1:A:17:LEU:HD23	1:B:117:LEU:H	6	2.53
(2,219)	1:A:17:LEU:HD21	1:B:117:LEU:H	19	2.53
(2,219)	1:A:17:LEU:HD22	1:B:117:LEU:H	19	2.53
(2,219)	1:A:17:LEU:HD23	1:B:117:LEU:H	19	2.53
(2,165)	1:A:17:LEU:HD11	1:B:115:PHE:HD1	7	2.53
(2,165)	1:A:17:LEU:HD11	1:B:115:PHE:HD2	7	2.53
(2,165)	1:A:17:LEU:HD12	1:B:115:PHE:HD1	7	2.53
(2,165)	1:A:17:LEU:HD12	1:B:115:PHE:HD2	7	2.53
(2,165)	1:A:17:LEU:HD13	1:B:115:PHE:HD1	7	2.53
(2,165)	1:A:17:LEU:HD13	1:B:115:PHE:HD2	7	2.53
(2,373)	1:A:17:LEU:H	1:B:117:LEU:HD21	2	2.52
(2,373)	1:A:17:LEU:H	1:B:117:LEU:HD22	2	2.52
(2,373)	1:A:17:LEU:H	1:B:117:LEU:HD23	2	2.52
(2,373)	1:A:17:LEU:H	1:B:117:LEU:HD21	15	2.52

Continued on next page...

Continued from previous page...

Key	Atom-1	Atom-2	Model ID	Violation (Å)
(2,373)	1:A:17:LEU:H	1:B:117:LEU:HD22	15	2.52
(2,373)	1:A:17:LEU:H	1:B:117:LEU:HD23	15	2.52
(2,297)	1:A:17:LEU:HD11	1:B:115:PHE:HD1	19	2.52
(2,297)	1:A:17:LEU:HD11	1:B:115:PHE:HD2	19	2.52
(2,297)	1:A:17:LEU:HD12	1:B:115:PHE:HD1	19	2.52
(2,297)	1:A:17:LEU:HD12	1:B:115:PHE:HD2	19	2.52
(2,297)	1:A:17:LEU:HD13	1:B:115:PHE:HD1	19	2.52
(2,297)	1:A:17:LEU:HD13	1:B:115:PHE:HD2	19	2.52
(2,295)	1:A:15:PHE:HD1	1:B:117:LEU:HD11	8	2.52
(2,295)	1:A:15:PHE:HD1	1:B:117:LEU:HD12	8	2.52
(2,295)	1:A:15:PHE:HD1	1:B:117:LEU:HD13	8	2.52
(2,295)	1:A:15:PHE:HD2	1:B:117:LEU:HD11	8	2.52
(2,295)	1:A:15:PHE:HD2	1:B:117:LEU:HD12	8	2.52
(2,295)	1:A:15:PHE:HD2	1:B:117:LEU:HD13	8	2.52
(2,221)	1:A:17:LEU:H	1:B:117:LEU:HD21	2	2.52
(2,221)	1:A:17:LEU:H	1:B:117:LEU:HD22	2	2.52
(2,221)	1:A:17:LEU:H	1:B:117:LEU:HD23	2	2.52
(2,221)	1:A:17:LEU:H	1:B:117:LEU:HD21	15	2.52
(2,221)	1:A:17:LEU:H	1:B:117:LEU:HD22	15	2.52
(2,221)	1:A:17:LEU:H	1:B:117:LEU:HD23	15	2.52
(2,22)	1:A:15:PHE:HB3	1:B:117:LEU:HD21	12	2.52
(2,22)	1:A:15:PHE:HB3	1:B:117:LEU:HD22	12	2.52
(2,22)	1:A:15:PHE:HB3	1:B:117:LEU:HD23	12	2.52
(2,22)	1:A:15:PHE:HB3	1:B:117:LEU:HD21	20	2.52
(2,22)	1:A:15:PHE:HB3	1:B:117:LEU:HD22	20	2.52
(2,22)	1:A:15:PHE:HB3	1:B:117:LEU:HD23	20	2.52
(2,20)	1:A:15:PHE:HB3	1:B:117:LEU:HD21	12	2.52
(2,20)	1:A:15:PHE:HB3	1:B:117:LEU:HD22	12	2.52
(2,20)	1:A:15:PHE:HB3	1:B:117:LEU:HD23	12	2.52
(2,20)	1:A:15:PHE:HB3	1:B:117:LEU:HD21	20	2.52
(2,20)	1:A:15:PHE:HB3	1:B:117:LEU:HD22	20	2.52
(2,20)	1:A:15:PHE:HB3	1:B:117:LEU:HD23	20	2.52
(2,167)	1:A:15:PHE:HD1	1:B:117:LEU:HD11	8	2.52
(2,167)	1:A:15:PHE:HD1	1:B:117:LEU:HD12	8	2.52
(2,167)	1:A:15:PHE:HD1	1:B:117:LEU:HD13	8	2.52
(2,167)	1:A:15:PHE:HD2	1:B:117:LEU:HD11	8	2.52
(2,167)	1:A:15:PHE:HD2	1:B:117:LEU:HD12	8	2.52
(2,167)	1:A:15:PHE:HD2	1:B:117:LEU:HD13	8	2.52
(2,165)	1:A:17:LEU:HD11	1:B:115:PHE:HD1	19	2.52
(2,165)	1:A:17:LEU:HD11	1:B:115:PHE:HD2	19	2.52
(2,165)	1:A:17:LEU:HD12	1:B:115:PHE:HD1	19	2.52
(2,165)	1:A:17:LEU:HD12	1:B:115:PHE:HD2	19	2.52

Continued on next page...

Continued from previous page...

Key	Atom-1	Atom-2	Model ID	Violation (Å)
(2,165)	1:A:17:LEU:HD13	1:B:115:PHE:HD1	19	2.52
(2,165)	1:A:17:LEU:HD13	1:B:115:PHE:HD2	19	2.52
(2,373)	1:A:17:LEU:H	1:B:117:LEU:HD21	20	2.51
(2,373)	1:A:17:LEU:H	1:B:117:LEU:HD22	20	2.51
(2,373)	1:A:17:LEU:H	1:B:117:LEU:HD23	20	2.51
(2,295)	1:A:15:PHE:HD1	1:B:117:LEU:HD11	1	2.51
(2,295)	1:A:15:PHE:HD1	1:B:117:LEU:HD12	1	2.51
(2,295)	1:A:15:PHE:HD1	1:B:117:LEU:HD13	1	2.51
(2,295)	1:A:15:PHE:HD2	1:B:117:LEU:HD11	1	2.51
(2,295)	1:A:15:PHE:HD2	1:B:117:LEU:HD12	1	2.51
(2,295)	1:A:15:PHE:HD2	1:B:117:LEU:HD13	1	2.51
(2,221)	1:A:17:LEU:H	1:B:117:LEU:HD21	20	2.51
(2,221)	1:A:17:LEU:H	1:B:117:LEU:HD22	20	2.51
(2,221)	1:A:17:LEU:H	1:B:117:LEU:HD23	20	2.51
(2,167)	1:A:15:PHE:HD1	1:B:117:LEU:HD11	1	2.51
(2,167)	1:A:15:PHE:HD1	1:B:117:LEU:HD12	1	2.51
(2,167)	1:A:15:PHE:HD1	1:B:117:LEU:HD13	1	2.51
(2,167)	1:A:15:PHE:HD2	1:B:117:LEU:HD11	1	2.51
(2,167)	1:A:15:PHE:HD2	1:B:117:LEU:HD12	1	2.51
(2,167)	1:A:15:PHE:HD2	1:B:117:LEU:HD13	1	2.51
(2,375)	1:A:17:LEU:HD21	1:B:117:LEU:H	9	2.5
(2,375)	1:A:17:LEU:HD22	1:B:117:LEU:H	9	2.5
(2,375)	1:A:17:LEU:HD23	1:B:117:LEU:H	9	2.5
(2,375)	1:A:17:LEU:HD21	1:B:117:LEU:H	17	2.5
(2,375)	1:A:17:LEU:HD22	1:B:117:LEU:H	17	2.5
(2,375)	1:A:17:LEU:HD23	1:B:117:LEU:H	17	2.5
(2,24)	1:A:17:LEU:HD21	1:B:115:PHE:HB3	1	2.5
(2,24)	1:A:17:LEU:HD22	1:B:115:PHE:HB3	1	2.5
(2,24)	1:A:17:LEU:HD23	1:B:115:PHE:HB3	1	2.5
(2,24)	1:A:17:LEU:HD21	1:B:115:PHE:HB3	3	2.5
(2,24)	1:A:17:LEU:HD22	1:B:115:PHE:HB3	3	2.5
(2,24)	1:A:17:LEU:HD23	1:B:115:PHE:HB3	3	2.5
(2,24)	1:A:17:LEU:HD21	1:B:115:PHE:HB3	5	2.5
(2,24)	1:A:17:LEU:HD22	1:B:115:PHE:HB3	5	2.5
(2,24)	1:A:17:LEU:HD23	1:B:115:PHE:HB3	5	2.5
(2,24)	1:A:17:LEU:HD21	1:B:115:PHE:HB3	14	2.5
(2,24)	1:A:17:LEU:HD22	1:B:115:PHE:HB3	14	2.5
(2,24)	1:A:17:LEU:HD23	1:B:115:PHE:HB3	14	2.5
(2,24)	1:A:17:LEU:HD21	1:B:115:PHE:HB3	15	2.5
(2,24)	1:A:17:LEU:HD22	1:B:115:PHE:HB3	15	2.5
(2,24)	1:A:17:LEU:HD23	1:B:115:PHE:HB3	15	2.5
(2,24)	1:A:17:LEU:HD21	1:B:115:PHE:HB3	20	2.5

Continued on next page...

Continued from previous page...

Key	Atom-1	Atom-2	Model ID	Violation (Å)
(2,24)	1:A:17:LEU:HD22	1:B:115:PHE:HB3	20	2.5
(2,24)	1:A:17:LEU:HD23	1:B:115:PHE:HB3	20	2.5
(2,22)	1:A:15:PHE:HB3	1:B:117:LEU:HD21	5	2.5
(2,22)	1:A:15:PHE:HB3	1:B:117:LEU:HD22	5	2.5
(2,22)	1:A:15:PHE:HB3	1:B:117:LEU:HD23	5	2.5
(2,219)	1:A:17:LEU:HD21	1:B:117:LEU:H	9	2.5
(2,219)	1:A:17:LEU:HD22	1:B:117:LEU:H	9	2.5
(2,219)	1:A:17:LEU:HD23	1:B:117:LEU:H	9	2.5
(2,219)	1:A:17:LEU:HD21	1:B:117:LEU:H	17	2.5
(2,219)	1:A:17:LEU:HD22	1:B:117:LEU:H	17	2.5
(2,219)	1:A:17:LEU:HD23	1:B:117:LEU:H	17	2.5
(2,20)	1:A:15:PHE:HB3	1:B:117:LEU:HD21	5	2.5
(2,20)	1:A:15:PHE:HB3	1:B:117:LEU:HD22	5	2.5
(2,20)	1:A:15:PHE:HB3	1:B:117:LEU:HD23	5	2.5
(2,18)	1:A:17:LEU:HD21	1:B:115:PHE:HB3	1	2.5
(2,18)	1:A:17:LEU:HD22	1:B:115:PHE:HB3	1	2.5
(2,18)	1:A:17:LEU:HD23	1:B:115:PHE:HB3	1	2.5
(2,18)	1:A:17:LEU:HD21	1:B:115:PHE:HB3	3	2.5
(2,18)	1:A:17:LEU:HD22	1:B:115:PHE:HB3	3	2.5
(2,18)	1:A:17:LEU:HD23	1:B:115:PHE:HB3	3	2.5
(2,18)	1:A:17:LEU:HD21	1:B:115:PHE:HB3	5	2.5
(2,18)	1:A:17:LEU:HD22	1:B:115:PHE:HB3	5	2.5
(2,18)	1:A:17:LEU:HD23	1:B:115:PHE:HB3	5	2.5
(2,18)	1:A:17:LEU:HD21	1:B:115:PHE:HB3	14	2.5
(2,18)	1:A:17:LEU:HD22	1:B:115:PHE:HB3	14	2.5
(2,18)	1:A:17:LEU:HD23	1:B:115:PHE:HB3	14	2.5
(2,18)	1:A:17:LEU:HD21	1:B:115:PHE:HB3	15	2.5
(2,18)	1:A:17:LEU:HD22	1:B:115:PHE:HB3	15	2.5
(2,18)	1:A:17:LEU:HD23	1:B:115:PHE:HB3	15	2.5
(2,18)	1:A:17:LEU:HD21	1:B:115:PHE:HB3	20	2.5
(2,18)	1:A:17:LEU:HD22	1:B:115:PHE:HB3	20	2.5
(2,18)	1:A:17:LEU:HD23	1:B:115:PHE:HB3	20	2.5
(2,295)	1:A:15:PHE:HD1	1:B:117:LEU:HD11	14	2.49
(2,295)	1:A:15:PHE:HD1	1:B:117:LEU:HD12	14	2.49
(2,295)	1:A:15:PHE:HD1	1:B:117:LEU:HD13	14	2.49
(2,295)	1:A:15:PHE:HD2	1:B:117:LEU:HD11	14	2.49
(2,295)	1:A:15:PHE:HD2	1:B:117:LEU:HD12	14	2.49
(2,295)	1:A:15:PHE:HD2	1:B:117:LEU:HD13	14	2.49
(2,295)	1:A:15:PHE:HD1	1:B:117:LEU:HD11	20	2.49
(2,295)	1:A:15:PHE:HD1	1:B:117:LEU:HD12	20	2.49
(2,295)	1:A:15:PHE:HD1	1:B:117:LEU:HD13	20	2.49
(2,295)	1:A:15:PHE:HD2	1:B:117:LEU:HD11	20	2.49

Continued on next page...

Continued from previous page...

Key	Atom-1	Atom-2	Model ID	Violation (Å)
(2,295)	1:A:15:PHE:HD2	1:B:117:LEU:HD12	20	2.49
(2,295)	1:A:15:PHE:HD2	1:B:117:LEU:HD13	20	2.49
(2,24)	1:A:17:LEU:HD21	1:B:115:PHE:HB3	2	2.49
(2,24)	1:A:17:LEU:HD22	1:B:115:PHE:HB3	2	2.49
(2,24)	1:A:17:LEU:HD23	1:B:115:PHE:HB3	2	2.49
(2,24)	1:A:17:LEU:HD21	1:B:115:PHE:HB3	12	2.49
(2,24)	1:A:17:LEU:HD22	1:B:115:PHE:HB3	12	2.49
(2,24)	1:A:17:LEU:HD23	1:B:115:PHE:HB3	12	2.49
(2,24)	1:A:17:LEU:HD21	1:B:115:PHE:HB3	19	2.49
(2,24)	1:A:17:LEU:HD22	1:B:115:PHE:HB3	19	2.49
(2,24)	1:A:17:LEU:HD23	1:B:115:PHE:HB3	19	2.49
(2,22)	1:A:15:PHE:HB3	1:B:117:LEU:HD21	1	2.49
(2,22)	1:A:15:PHE:HB3	1:B:117:LEU:HD22	1	2.49
(2,22)	1:A:15:PHE:HB3	1:B:117:LEU:HD23	1	2.49
(2,22)	1:A:15:PHE:HB3	1:B:117:LEU:HD21	6	2.49
(2,22)	1:A:15:PHE:HB3	1:B:117:LEU:HD22	6	2.49
(2,22)	1:A:15:PHE:HB3	1:B:117:LEU:HD23	6	2.49
(2,22)	1:A:15:PHE:HB3	1:B:117:LEU:HD21	16	2.49
(2,22)	1:A:15:PHE:HB3	1:B:117:LEU:HD22	16	2.49
(2,22)	1:A:15:PHE:HB3	1:B:117:LEU:HD23	16	2.49
(2,22)	1:A:15:PHE:HB3	1:B:117:LEU:HD21	18	2.49
(2,22)	1:A:15:PHE:HB3	1:B:117:LEU:HD22	18	2.49
(2,22)	1:A:15:PHE:HB3	1:B:117:LEU:HD23	18	2.49
(2,20)	1:A:15:PHE:HB3	1:B:117:LEU:HD21	1	2.49
(2,20)	1:A:15:PHE:HB3	1:B:117:LEU:HD22	1	2.49
(2,20)	1:A:15:PHE:HB3	1:B:117:LEU:HD23	1	2.49
(2,20)	1:A:15:PHE:HB3	1:B:117:LEU:HD21	6	2.49
(2,20)	1:A:15:PHE:HB3	1:B:117:LEU:HD22	6	2.49
(2,20)	1:A:15:PHE:HB3	1:B:117:LEU:HD23	6	2.49
(2,20)	1:A:15:PHE:HB3	1:B:117:LEU:HD21	16	2.49
(2,20)	1:A:15:PHE:HB3	1:B:117:LEU:HD22	16	2.49
(2,20)	1:A:15:PHE:HB3	1:B:117:LEU:HD23	16	2.49
(2,20)	1:A:15:PHE:HB3	1:B:117:LEU:HD21	18	2.49
(2,20)	1:A:15:PHE:HB3	1:B:117:LEU:HD22	18	2.49
(2,20)	1:A:15:PHE:HB3	1:B:117:LEU:HD23	18	2.49
(2,18)	1:A:17:LEU:HD21	1:B:115:PHE:HB3	2	2.49
(2,18)	1:A:17:LEU:HD22	1:B:115:PHE:HB3	2	2.49
(2,18)	1:A:17:LEU:HD23	1:B:115:PHE:HB3	2	2.49
(2,18)	1:A:17:LEU:HD21	1:B:115:PHE:HB3	12	2.49
(2,18)	1:A:17:LEU:HD22	1:B:115:PHE:HB3	12	2.49
(2,18)	1:A:17:LEU:HD23	1:B:115:PHE:HB3	12	2.49
(2,18)	1:A:17:LEU:HD21	1:B:115:PHE:HB3	19	2.49

Continued on next page...

Continued from previous page...

Key	Atom-1	Atom-2	Model ID	Violation (Å)
(2,18)	1:A:17:LEU:HD22	1:B:115:PHE:HB3	19	2.49
(2,18)	1:A:17:LEU:HD23	1:B:115:PHE:HB3	19	2.49
(2,167)	1:A:15:PHE:HD1	1:B:117:LEU:HD11	14	2.49
(2,167)	1:A:15:PHE:HD1	1:B:117:LEU:HD12	14	2.49
(2,167)	1:A:15:PHE:HD1	1:B:117:LEU:HD13	14	2.49
(2,167)	1:A:15:PHE:HD2	1:B:117:LEU:HD11	14	2.49
(2,167)	1:A:15:PHE:HD2	1:B:117:LEU:HD12	14	2.49
(2,167)	1:A:15:PHE:HD2	1:B:117:LEU:HD13	14	2.49
(2,167)	1:A:15:PHE:HD1	1:B:117:LEU:HD11	20	2.49
(2,167)	1:A:15:PHE:HD1	1:B:117:LEU:HD12	20	2.49
(2,167)	1:A:15:PHE:HD1	1:B:117:LEU:HD13	20	2.49
(2,167)	1:A:15:PHE:HD2	1:B:117:LEU:HD11	20	2.49
(2,167)	1:A:15:PHE:HD2	1:B:117:LEU:HD12	20	2.49
(2,167)	1:A:15:PHE:HD2	1:B:117:LEU:HD13	20	2.49
(2,375)	1:A:17:LEU:HD21	1:B:117:LEU:H	11	2.48
(2,375)	1:A:17:LEU:HD22	1:B:117:LEU:H	11	2.48
(2,375)	1:A:17:LEU:HD23	1:B:117:LEU:H	11	2.48
(2,297)	1:A:17:LEU:HD11	1:B:115:PHE:HD1	20	2.48
(2,297)	1:A:17:LEU:HD11	1:B:115:PHE:HD2	20	2.48
(2,297)	1:A:17:LEU:HD12	1:B:115:PHE:HD1	20	2.48
(2,297)	1:A:17:LEU:HD12	1:B:115:PHE:HD2	20	2.48
(2,297)	1:A:17:LEU:HD13	1:B:115:PHE:HD1	20	2.48
(2,297)	1:A:17:LEU:HD13	1:B:115:PHE:HD2	20	2.48
(2,24)	1:A:17:LEU:HD21	1:B:115:PHE:HB3	4	2.48
(2,24)	1:A:17:LEU:HD22	1:B:115:PHE:HB3	4	2.48
(2,24)	1:A:17:LEU:HD23	1:B:115:PHE:HB3	4	2.48
(2,24)	1:A:17:LEU:HD21	1:B:115:PHE:HB3	10	2.48
(2,24)	1:A:17:LEU:HD22	1:B:115:PHE:HB3	10	2.48
(2,24)	1:A:17:LEU:HD23	1:B:115:PHE:HB3	10	2.48
(2,22)	1:A:15:PHE:HB3	1:B:117:LEU:HD21	8	2.48
(2,22)	1:A:15:PHE:HB3	1:B:117:LEU:HD22	8	2.48
(2,22)	1:A:15:PHE:HB3	1:B:117:LEU:HD23	8	2.48
(2,219)	1:A:17:LEU:HD21	1:B:117:LEU:H	11	2.48
(2,219)	1:A:17:LEU:HD22	1:B:117:LEU:H	11	2.48
(2,219)	1:A:17:LEU:HD23	1:B:117:LEU:H	11	2.48
(2,20)	1:A:15:PHE:HB3	1:B:117:LEU:HD21	8	2.48
(2,20)	1:A:15:PHE:HB3	1:B:117:LEU:HD22	8	2.48
(2,20)	1:A:15:PHE:HB3	1:B:117:LEU:HD23	8	2.48
(2,18)	1:A:17:LEU:HD21	1:B:115:PHE:HB3	4	2.48
(2,18)	1:A:17:LEU:HD22	1:B:115:PHE:HB3	4	2.48
(2,18)	1:A:17:LEU:HD23	1:B:115:PHE:HB3	4	2.48
(2,18)	1:A:17:LEU:HD21	1:B:115:PHE:HB3	10	2.48

Continued on next page...

Continued from previous page...

Key	Atom-1	Atom-2	Model ID	Violation (Å)
(2,18)	1:A:17:LEU:HD22	1:B:115:PHE:HB3	10	2.48
(2,18)	1:A:17:LEU:HD23	1:B:115:PHE:HB3	10	2.48
(2,165)	1:A:17:LEU:HD11	1:B:115:PHE:HD1	20	2.48
(2,165)	1:A:17:LEU:HD11	1:B:115:PHE:HD2	20	2.48
(2,165)	1:A:17:LEU:HD12	1:B:115:PHE:HD1	20	2.48
(2,165)	1:A:17:LEU:HD12	1:B:115:PHE:HD2	20	2.48
(2,165)	1:A:17:LEU:HD13	1:B:115:PHE:HD1	20	2.48
(2,165)	1:A:17:LEU:HD13	1:B:115:PHE:HD2	20	2.48
(2,138)	1:B:116:VAL:H	1:B:117:LEU:HD11	11	2.48
(2,138)	1:B:116:VAL:H	1:B:117:LEU:HD12	11	2.48
(2,138)	1:B:116:VAL:H	1:B:117:LEU:HD13	11	2.48
(2,136)	1:A:16:VAL:H	1:A:17:LEU:HD11	18	2.48
(2,136)	1:A:16:VAL:H	1:A:17:LEU:HD12	18	2.48
(2,136)	1:A:16:VAL:H	1:A:17:LEU:HD13	18	2.48
(2,24)	1:A:17:LEU:HD21	1:B:115:PHE:HB3	8	2.47
(2,24)	1:A:17:LEU:HD22	1:B:115:PHE:HB3	8	2.47
(2,24)	1:A:17:LEU:HD23	1:B:115:PHE:HB3	8	2.47
(2,24)	1:A:17:LEU:HD21	1:B:115:PHE:HB3	17	2.47
(2,24)	1:A:17:LEU:HD22	1:B:115:PHE:HB3	17	2.47
(2,24)	1:A:17:LEU:HD23	1:B:115:PHE:HB3	17	2.47
(2,225)	1:A:16:VAL:HA	1:B:117:LEU:HD21	7	2.47
(2,225)	1:A:16:VAL:HA	1:B:117:LEU:HD22	7	2.47
(2,225)	1:A:16:VAL:HA	1:B:117:LEU:HD23	7	2.47
(2,207)	1:A:17:LEU:HD21	1:B:117:LEU:HA	9	2.47
(2,207)	1:A:17:LEU:HD22	1:B:117:LEU:HA	9	2.47
(2,207)	1:A:17:LEU:HD23	1:B:117:LEU:HA	9	2.47
(2,18)	1:A:17:LEU:HD21	1:B:115:PHE:HB3	8	2.47
(2,18)	1:A:17:LEU:HD22	1:B:115:PHE:HB3	8	2.47
(2,18)	1:A:17:LEU:HD23	1:B:115:PHE:HB3	8	2.47
(2,18)	1:A:17:LEU:HD21	1:B:115:PHE:HB3	17	2.47
(2,18)	1:A:17:LEU:HD22	1:B:115:PHE:HB3	17	2.47
(2,18)	1:A:17:LEU:HD23	1:B:115:PHE:HB3	17	2.47
(2,138)	1:B:116:VAL:H	1:B:117:LEU:HD11	18	2.47
(2,138)	1:B:116:VAL:H	1:B:117:LEU:HD12	18	2.47
(2,138)	1:B:116:VAL:H	1:B:117:LEU:HD13	18	2.47
(2,107)	1:A:17:LEU:HD21	1:B:117:LEU:HA	9	2.47
(2,107)	1:A:17:LEU:HD22	1:B:117:LEU:HA	9	2.47
(2,107)	1:A:17:LEU:HD23	1:B:117:LEU:HA	9	2.47
(2,373)	1:A:17:LEU:H	1:B:117:LEU:HD21	17	2.46
(2,373)	1:A:17:LEU:H	1:B:117:LEU:HD22	17	2.46
(2,373)	1:A:17:LEU:H	1:B:117:LEU:HD23	17	2.46
(2,24)	1:A:17:LEU:HD21	1:B:115:PHE:HB3	13	2.46

Continued on next page...

Continued from previous page...

Key	Atom-1	Atom-2	Model ID	Violation (Å)
(2,24)	1:A:17:LEU:HD22	1:B:115:PHE:HB3	13	2.46
(2,24)	1:A:17:LEU:HD23	1:B:115:PHE:HB3	13	2.46
(2,24)	1:A:17:LEU:HD21	1:B:115:PHE:HB3	16	2.46
(2,24)	1:A:17:LEU:HD22	1:B:115:PHE:HB3	16	2.46
(2,24)	1:A:17:LEU:HD23	1:B:115:PHE:HB3	16	2.46
(2,225)	1:A:16:VAL:HA	1:B:117:LEU:HD21	13	2.46
(2,225)	1:A:16:VAL:HA	1:B:117:LEU:HD22	13	2.46
(2,225)	1:A:16:VAL:HA	1:B:117:LEU:HD23	13	2.46
(2,225)	1:A:16:VAL:HA	1:B:117:LEU:HD21	14	2.46
(2,225)	1:A:16:VAL:HA	1:B:117:LEU:HD22	14	2.46
(2,225)	1:A:16:VAL:HA	1:B:117:LEU:HD23	14	2.46
(2,221)	1:A:17:LEU:H	1:B:117:LEU:HD21	17	2.46
(2,221)	1:A:17:LEU:H	1:B:117:LEU:HD22	17	2.46
(2,221)	1:A:17:LEU:H	1:B:117:LEU:HD23	17	2.46
(2,22)	1:A:15:PHE:HB3	1:B:117:LEU:HD21	4	2.46
(2,22)	1:A:15:PHE:HB3	1:B:117:LEU:HD22	4	2.46
(2,22)	1:A:15:PHE:HB3	1:B:117:LEU:HD23	4	2.46
(2,22)	1:A:15:PHE:HB3	1:B:117:LEU:HD21	10	2.46
(2,22)	1:A:15:PHE:HB3	1:B:117:LEU:HD22	10	2.46
(2,22)	1:A:15:PHE:HB3	1:B:117:LEU:HD23	10	2.46
(2,22)	1:A:15:PHE:HB3	1:B:117:LEU:HD21	19	2.46
(2,22)	1:A:15:PHE:HB3	1:B:117:LEU:HD22	19	2.46
(2,22)	1:A:15:PHE:HB3	1:B:117:LEU:HD23	19	2.46
(2,20)	1:A:15:PHE:HB3	1:B:117:LEU:HD21	4	2.46
(2,20)	1:A:15:PHE:HB3	1:B:117:LEU:HD22	4	2.46
(2,20)	1:A:15:PHE:HB3	1:B:117:LEU:HD23	4	2.46
(2,20)	1:A:15:PHE:HB3	1:B:117:LEU:HD21	10	2.46
(2,20)	1:A:15:PHE:HB3	1:B:117:LEU:HD22	10	2.46
(2,20)	1:A:15:PHE:HB3	1:B:117:LEU:HD23	10	2.46
(2,20)	1:A:15:PHE:HB3	1:B:117:LEU:HD21	19	2.46
(2,20)	1:A:15:PHE:HB3	1:B:117:LEU:HD22	19	2.46
(2,20)	1:A:15:PHE:HB3	1:B:117:LEU:HD23	19	2.46
(2,18)	1:A:17:LEU:HD21	1:B:115:PHE:HB3	13	2.46
(2,18)	1:A:17:LEU:HD22	1:B:115:PHE:HB3	13	2.46
(2,18)	1:A:17:LEU:HD23	1:B:115:PHE:HB3	13	2.46
(2,18)	1:A:17:LEU:HD21	1:B:115:PHE:HB3	16	2.46
(2,18)	1:A:17:LEU:HD22	1:B:115:PHE:HB3	16	2.46
(2,18)	1:A:17:LEU:HD23	1:B:115:PHE:HB3	16	2.46
(2,138)	1:B:116:VAL:H	1:B:117:LEU:HD11	3	2.46
(2,138)	1:B:116:VAL:H	1:B:117:LEU:HD12	3	2.46
(2,138)	1:B:116:VAL:H	1:B:117:LEU:HD13	3	2.46
(2,138)	1:B:116:VAL:H	1:B:117:LEU:HD11	4	2.46

Continued on next page...

Continued from previous page...

Key	Atom-1	Atom-2	Model ID	Violation (Å)
(2,138)	1:B:116:VAL:H	1:B:117:LEU:HD12	4	2.46
(2,138)	1:B:116:VAL:H	1:B:117:LEU:HD13	4	2.46
(2,138)	1:B:116:VAL:H	1:B:117:LEU:HD11	10	2.46
(2,138)	1:B:116:VAL:H	1:B:117:LEU:HD12	10	2.46
(2,138)	1:B:116:VAL:H	1:B:117:LEU:HD13	10	2.46
(2,138)	1:B:116:VAL:H	1:B:117:LEU:HD11	20	2.46
(2,138)	1:B:116:VAL:H	1:B:117:LEU:HD12	20	2.46
(2,138)	1:B:116:VAL:H	1:B:117:LEU:HD13	20	2.46
(2,136)	1:A:16:VAL:H	1:A:17:LEU:HD11	11	2.46
(2,136)	1:A:16:VAL:H	1:A:17:LEU:HD12	11	2.46
(2,136)	1:A:16:VAL:H	1:A:17:LEU:HD13	11	2.46
(2,373)	1:A:17:LEU:H	1:B:117:LEU:HD21	4	2.45
(2,373)	1:A:17:LEU:H	1:B:117:LEU:HD22	4	2.45
(2,373)	1:A:17:LEU:H	1:B:117:LEU:HD23	4	2.45
(2,373)	1:A:17:LEU:H	1:B:117:LEU:HD21	9	2.45
(2,373)	1:A:17:LEU:H	1:B:117:LEU:HD22	9	2.45
(2,373)	1:A:17:LEU:H	1:B:117:LEU:HD23	9	2.45
(2,373)	1:A:17:LEU:H	1:B:117:LEU:HD21	10	2.45
(2,373)	1:A:17:LEU:H	1:B:117:LEU:HD22	10	2.45
(2,373)	1:A:17:LEU:H	1:B:117:LEU:HD23	10	2.45
(2,373)	1:A:17:LEU:H	1:B:117:LEU:HD21	11	2.45
(2,373)	1:A:17:LEU:H	1:B:117:LEU:HD22	11	2.45
(2,373)	1:A:17:LEU:H	1:B:117:LEU:HD23	11	2.45
(2,297)	1:A:17:LEU:HD11	1:B:115:PHE:HD1	11	2.45
(2,297)	1:A:17:LEU:HD11	1:B:115:PHE:HD2	11	2.45
(2,297)	1:A:17:LEU:HD12	1:B:115:PHE:HD1	11	2.45
(2,297)	1:A:17:LEU:HD12	1:B:115:PHE:HD2	11	2.45
(2,297)	1:A:17:LEU:HD13	1:B:115:PHE:HD1	11	2.45
(2,297)	1:A:17:LEU:HD13	1:B:115:PHE:HD2	11	2.45
(2,221)	1:A:17:LEU:H	1:B:117:LEU:HD21	4	2.45
(2,221)	1:A:17:LEU:H	1:B:117:LEU:HD22	4	2.45
(2,221)	1:A:17:LEU:H	1:B:117:LEU:HD23	4	2.45
(2,221)	1:A:17:LEU:H	1:B:117:LEU:HD21	9	2.45
(2,221)	1:A:17:LEU:H	1:B:117:LEU:HD22	9	2.45
(2,221)	1:A:17:LEU:H	1:B:117:LEU:HD23	9	2.45
(2,221)	1:A:17:LEU:H	1:B:117:LEU:HD21	10	2.45
(2,221)	1:A:17:LEU:H	1:B:117:LEU:HD22	10	2.45
(2,221)	1:A:17:LEU:H	1:B:117:LEU:HD23	10	2.45
(2,221)	1:A:17:LEU:H	1:B:117:LEU:HD21	11	2.45
(2,221)	1:A:17:LEU:H	1:B:117:LEU:HD22	11	2.45
(2,221)	1:A:17:LEU:H	1:B:117:LEU:HD23	11	2.45
(2,22)	1:A:15:PHE:HB3	1:B:117:LEU:HD21	11	2.45

Continued on next page...

Continued from previous page...

Key	Atom-1	Atom-2	Model ID	Violation (Å)
(2,22)	1:A:15:PHE:HB3	1:B:117:LEU:HD22	11	2.45
(2,22)	1:A:15:PHE:HB3	1:B:117:LEU:HD23	11	2.45
(2,22)	1:A:15:PHE:HB3	1:B:117:LEU:HD21	14	2.45
(2,22)	1:A:15:PHE:HB3	1:B:117:LEU:HD22	14	2.45
(2,22)	1:A:15:PHE:HB3	1:B:117:LEU:HD23	14	2.45
(2,209)	1:A:17:LEU:HA	1:B:117:LEU:HD21	13	2.45
(2,209)	1:A:17:LEU:HA	1:B:117:LEU:HD22	13	2.45
(2,209)	1:A:17:LEU:HA	1:B:117:LEU:HD23	13	2.45
(2,209)	1:A:17:LEU:HA	1:B:117:LEU:HD21	20	2.45
(2,209)	1:A:17:LEU:HA	1:B:117:LEU:HD22	20	2.45
(2,209)	1:A:17:LEU:HA	1:B:117:LEU:HD23	20	2.45
(2,207)	1:A:17:LEU:HD21	1:B:117:LEU:HA	5	2.45
(2,207)	1:A:17:LEU:HD22	1:B:117:LEU:HA	5	2.45
(2,207)	1:A:17:LEU:HD23	1:B:117:LEU:HA	5	2.45
(2,20)	1:A:15:PHE:HB3	1:B:117:LEU:HD21	11	2.45
(2,20)	1:A:15:PHE:HB3	1:B:117:LEU:HD22	11	2.45
(2,20)	1:A:15:PHE:HB3	1:B:117:LEU:HD23	11	2.45
(2,20)	1:A:15:PHE:HB3	1:B:117:LEU:HD21	14	2.45
(2,20)	1:A:15:PHE:HB3	1:B:117:LEU:HD22	14	2.45
(2,20)	1:A:15:PHE:HB3	1:B:117:LEU:HD23	14	2.45
(2,165)	1:A:17:LEU:HD11	1:B:115:PHE:HD1	11	2.45
(2,165)	1:A:17:LEU:HD11	1:B:115:PHE:HD2	11	2.45
(2,165)	1:A:17:LEU:HD12	1:B:115:PHE:HD1	11	2.45
(2,165)	1:A:17:LEU:HD12	1:B:115:PHE:HD2	11	2.45
(2,165)	1:A:17:LEU:HD13	1:B:115:PHE:HD1	11	2.45
(2,165)	1:A:17:LEU:HD13	1:B:115:PHE:HD2	11	2.45
(2,138)	1:B:116:VAL:H	1:B:117:LEU:HD11	1	2.45
(2,138)	1:B:116:VAL:H	1:B:117:LEU:HD12	1	2.45
(2,138)	1:B:116:VAL:H	1:B:117:LEU:HD13	1	2.45
(2,138)	1:B:116:VAL:H	1:B:117:LEU:HD11	2	2.45
(2,138)	1:B:116:VAL:H	1:B:117:LEU:HD12	2	2.45
(2,138)	1:B:116:VAL:H	1:B:117:LEU:HD13	2	2.45
(2,138)	1:B:116:VAL:H	1:B:117:LEU:HD11	12	2.45
(2,138)	1:B:116:VAL:H	1:B:117:LEU:HD12	12	2.45
(2,138)	1:B:116:VAL:H	1:B:117:LEU:HD13	12	2.45
(2,138)	1:B:116:VAL:H	1:B:117:LEU:HD11	15	2.45
(2,138)	1:B:116:VAL:H	1:B:117:LEU:HD12	15	2.45
(2,138)	1:B:116:VAL:H	1:B:117:LEU:HD13	15	2.45
(2,136)	1:A:16:VAL:H	1:A:17:LEU:HD11	4	2.45
(2,136)	1:A:16:VAL:H	1:A:17:LEU:HD12	4	2.45
(2,136)	1:A:16:VAL:H	1:A:17:LEU:HD13	4	2.45
(2,136)	1:A:16:VAL:H	1:A:17:LEU:HD11	6	2.45

Continued on next page...

Continued from previous page...

Key	Atom-1	Atom-2	Model ID	Violation (Å)
(2,136)	1:A:16:VAL:H	1:A:17:LEU:HD12	6	2.45
(2,136)	1:A:16:VAL:H	1:A:17:LEU:HD13	6	2.45
(2,136)	1:A:16:VAL:H	1:A:17:LEU:HD11	10	2.45
(2,136)	1:A:16:VAL:H	1:A:17:LEU:HD12	10	2.45
(2,136)	1:A:16:VAL:H	1:A:17:LEU:HD13	10	2.45
(2,107)	1:A:17:LEU:HD21	1:B:117:LEU:HA	5	2.45
(2,107)	1:A:17:LEU:HD22	1:B:117:LEU:HA	5	2.45
(2,107)	1:A:17:LEU:HD23	1:B:117:LEU:HA	5	2.45
(2,105)	1:A:17:LEU:HA	1:B:117:LEU:HD21	13	2.45
(2,105)	1:A:17:LEU:HA	1:B:117:LEU:HD22	13	2.45
(2,105)	1:A:17:LEU:HA	1:B:117:LEU:HD23	13	2.45
(2,105)	1:A:17:LEU:HA	1:B:117:LEU:HD21	20	2.45
(2,105)	1:A:17:LEU:HA	1:B:117:LEU:HD22	20	2.45
(2,105)	1:A:17:LEU:HA	1:B:117:LEU:HD23	20	2.45
(2,375)	1:A:17:LEU:HD21	1:B:117:LEU:H	4	2.44
(2,375)	1:A:17:LEU:HD22	1:B:117:LEU:H	4	2.44
(2,375)	1:A:17:LEU:HD23	1:B:117:LEU:H	4	2.44
(2,375)	1:A:17:LEU:HD21	1:B:117:LEU:H	10	2.44
(2,375)	1:A:17:LEU:HD22	1:B:117:LEU:H	10	2.44
(2,375)	1:A:17:LEU:HD23	1:B:117:LEU:H	10	2.44
(2,24)	1:A:17:LEU:HD21	1:B:115:PHE:HB3	18	2.44
(2,24)	1:A:17:LEU:HD22	1:B:115:PHE:HB3	18	2.44
(2,24)	1:A:17:LEU:HD23	1:B:115:PHE:HB3	18	2.44
(2,225)	1:A:16:VAL:HA	1:B:117:LEU:HD21	16	2.44
(2,225)	1:A:16:VAL:HA	1:B:117:LEU:HD22	16	2.44
(2,225)	1:A:16:VAL:HA	1:B:117:LEU:HD23	16	2.44
(2,225)	1:A:16:VAL:HA	1:B:117:LEU:HD21	20	2.44
(2,225)	1:A:16:VAL:HA	1:B:117:LEU:HD22	20	2.44
(2,225)	1:A:16:VAL:HA	1:B:117:LEU:HD23	20	2.44
(2,219)	1:A:17:LEU:HD21	1:B:117:LEU:H	4	2.44
(2,219)	1:A:17:LEU:HD22	1:B:117:LEU:H	4	2.44
(2,219)	1:A:17:LEU:HD23	1:B:117:LEU:H	4	2.44
(2,219)	1:A:17:LEU:HD21	1:B:117:LEU:H	10	2.44
(2,219)	1:A:17:LEU:HD22	1:B:117:LEU:H	10	2.44
(2,219)	1:A:17:LEU:HD23	1:B:117:LEU:H	10	2.44
(2,209)	1:A:17:LEU:HA	1:B:117:LEU:HD21	1	2.44
(2,209)	1:A:17:LEU:HA	1:B:117:LEU:HD22	1	2.44
(2,209)	1:A:17:LEU:HA	1:B:117:LEU:HD23	1	2.44
(2,209)	1:A:17:LEU:HA	1:B:117:LEU:HD21	2	2.44
(2,209)	1:A:17:LEU:HA	1:B:117:LEU:HD22	2	2.44
(2,209)	1:A:17:LEU:HA	1:B:117:LEU:HD23	2	2.44
(2,209)	1:A:17:LEU:HA	1:B:117:LEU:HD21	3	2.44

Continued on next page...

Continued from previous page...

Key	Atom-1	Atom-2	Model ID	Violation (Å)
(2,209)	1:A:17:LEU:HA	1:B:117:LEU:HD22	3	2.44
(2,209)	1:A:17:LEU:HA	1:B:117:LEU:HD23	3	2.44
(2,209)	1:A:17:LEU:HA	1:B:117:LEU:HD21	7	2.44
(2,209)	1:A:17:LEU:HA	1:B:117:LEU:HD22	7	2.44
(2,209)	1:A:17:LEU:HA	1:B:117:LEU:HD23	7	2.44
(2,209)	1:A:17:LEU:HA	1:B:117:LEU:HD21	8	2.44
(2,209)	1:A:17:LEU:HA	1:B:117:LEU:HD22	8	2.44
(2,209)	1:A:17:LEU:HA	1:B:117:LEU:HD23	8	2.44
(2,209)	1:A:17:LEU:HA	1:B:117:LEU:HD21	12	2.44
(2,209)	1:A:17:LEU:HA	1:B:117:LEU:HD22	12	2.44
(2,209)	1:A:17:LEU:HA	1:B:117:LEU:HD23	12	2.44
(2,209)	1:A:17:LEU:HA	1:B:117:LEU:HD21	14	2.44
(2,209)	1:A:17:LEU:HA	1:B:117:LEU:HD22	14	2.44
(2,209)	1:A:17:LEU:HA	1:B:117:LEU:HD23	14	2.44
(2,207)	1:A:17:LEU:HD21	1:B:117:LEU:HA	6	2.44
(2,207)	1:A:17:LEU:HD22	1:B:117:LEU:HA	6	2.44
(2,207)	1:A:17:LEU:HD23	1:B:117:LEU:HA	6	2.44
(2,207)	1:A:17:LEU:HD21	1:B:117:LEU:HA	17	2.44
(2,207)	1:A:17:LEU:HD22	1:B:117:LEU:HA	17	2.44
(2,207)	1:A:17:LEU:HD23	1:B:117:LEU:HA	17	2.44
(2,207)	1:A:17:LEU:HD21	1:B:117:LEU:HA	19	2.44
(2,207)	1:A:17:LEU:HD22	1:B:117:LEU:HA	19	2.44
(2,207)	1:A:17:LEU:HD23	1:B:117:LEU:HA	19	2.44
(2,18)	1:A:17:LEU:HD21	1:B:115:PHE:HB3	18	2.44
(2,18)	1:A:17:LEU:HD22	1:B:115:PHE:HB3	18	2.44
(2,18)	1:A:17:LEU:HD23	1:B:115:PHE:HB3	18	2.44
(2,138)	1:B:116:VAL:H	1:B:117:LEU:HD11	8	2.44
(2,138)	1:B:116:VAL:H	1:B:117:LEU:HD12	8	2.44
(2,138)	1:B:116:VAL:H	1:B:117:LEU:HD13	8	2.44
(2,138)	1:B:116:VAL:H	1:B:117:LEU:HD11	14	2.44
(2,138)	1:B:116:VAL:H	1:B:117:LEU:HD12	14	2.44
(2,138)	1:B:116:VAL:H	1:B:117:LEU:HD13	14	2.44
(2,138)	1:B:116:VAL:H	1:B:117:LEU:HD11	16	2.44
(2,138)	1:B:116:VAL:H	1:B:117:LEU:HD12	16	2.44
(2,138)	1:B:116:VAL:H	1:B:117:LEU:HD13	16	2.44
(2,136)	1:A:16:VAL:H	1:A:17:LEU:HD11	5	2.44
(2,136)	1:A:16:VAL:H	1:A:17:LEU:HD12	5	2.44
(2,136)	1:A:16:VAL:H	1:A:17:LEU:HD13	5	2.44
(2,136)	1:A:16:VAL:H	1:A:17:LEU:HD11	19	2.44
(2,136)	1:A:16:VAL:H	1:A:17:LEU:HD12	19	2.44
(2,136)	1:A:16:VAL:H	1:A:17:LEU:HD13	19	2.44
(2,107)	1:A:17:LEU:HD21	1:B:117:LEU:HA	6	2.44

Continued on next page...

Continued from previous page...

Key	Atom-1	Atom-2	Model ID	Violation (Å)
(2,107)	1:A:17:LEU:HD22	1:B:117:LEU:HA	6	2.44
(2,107)	1:A:17:LEU:HD23	1:B:117:LEU:HA	6	2.44
(2,107)	1:A:17:LEU:HD21	1:B:117:LEU:HA	17	2.44
(2,107)	1:A:17:LEU:HD22	1:B:117:LEU:HA	17	2.44
(2,107)	1:A:17:LEU:HD23	1:B:117:LEU:HA	17	2.44
(2,107)	1:A:17:LEU:HD21	1:B:117:LEU:HA	19	2.44
(2,107)	1:A:17:LEU:HD22	1:B:117:LEU:HA	19	2.44
(2,107)	1:A:17:LEU:HD23	1:B:117:LEU:HA	19	2.44
(2,105)	1:A:17:LEU:HA	1:B:117:LEU:HD21	1	2.44
(2,105)	1:A:17:LEU:HA	1:B:117:LEU:HD22	1	2.44
(2,105)	1:A:17:LEU:HA	1:B:117:LEU:HD23	1	2.44
(2,105)	1:A:17:LEU:HA	1:B:117:LEU:HD21	2	2.44
(2,105)	1:A:17:LEU:HA	1:B:117:LEU:HD22	2	2.44
(2,105)	1:A:17:LEU:HA	1:B:117:LEU:HD23	2	2.44
(2,105)	1:A:17:LEU:HA	1:B:117:LEU:HD21	3	2.44
(2,105)	1:A:17:LEU:HA	1:B:117:LEU:HD22	3	2.44
(2,105)	1:A:17:LEU:HA	1:B:117:LEU:HD23	3	2.44
(2,105)	1:A:17:LEU:HA	1:B:117:LEU:HD21	7	2.44
(2,105)	1:A:17:LEU:HA	1:B:117:LEU:HD22	7	2.44
(2,105)	1:A:17:LEU:HA	1:B:117:LEU:HD23	7	2.44
(2,105)	1:A:17:LEU:HA	1:B:117:LEU:HD21	8	2.44
(2,105)	1:A:17:LEU:HA	1:B:117:LEU:HD22	8	2.44
(2,105)	1:A:17:LEU:HA	1:B:117:LEU:HD23	8	2.44
(2,105)	1:A:17:LEU:HA	1:B:117:LEU:HD21	12	2.44
(2,105)	1:A:17:LEU:HA	1:B:117:LEU:HD22	12	2.44
(2,105)	1:A:17:LEU:HA	1:B:117:LEU:HD23	12	2.44
(2,105)	1:A:17:LEU:HA	1:B:117:LEU:HD21	14	2.44
(2,105)	1:A:17:LEU:HA	1:B:117:LEU:HD22	14	2.44
(2,105)	1:A:17:LEU:HA	1:B:117:LEU:HD23	14	2.44
(2,375)	1:A:17:LEU:HD21	1:B:117:LEU:H	7	2.43
(2,375)	1:A:17:LEU:HD22	1:B:117:LEU:H	7	2.43
(2,375)	1:A:17:LEU:HD23	1:B:117:LEU:H	7	2.43
(2,225)	1:A:16:VAL:HA	1:B:117:LEU:HD21	1	2.43
(2,225)	1:A:16:VAL:HA	1:B:117:LEU:HD22	1	2.43
(2,225)	1:A:16:VAL:HA	1:B:117:LEU:HD23	1	2.43
(2,223)	1:A:17:LEU:HD21	1:B:116:VAL:HA	17	2.43
(2,223)	1:A:17:LEU:HD22	1:B:116:VAL:HA	17	2.43
(2,223)	1:A:17:LEU:HD23	1:B:116:VAL:HA	17	2.43
(2,223)	1:A:17:LEU:HD21	1:B:116:VAL:HA	19	2.43
(2,223)	1:A:17:LEU:HD22	1:B:116:VAL:HA	19	2.43
(2,223)	1:A:17:LEU:HD23	1:B:116:VAL:HA	19	2.43
(2,219)	1:A:17:LEU:HD21	1:B:117:LEU:H	7	2.43

Continued on next page...

Continued from previous page...

Key	Atom-1	Atom-2	Model ID	Violation (Å)
(2,219)	1:A:17:LEU:HD22	1:B:117:LEU:H	7	2.43
(2,219)	1:A:17:LEU:HD23	1:B:117:LEU:H	7	2.43
(2,209)	1:A:17:LEU:HA	1:B:117:LEU:HD21	15	2.43
(2,209)	1:A:17:LEU:HA	1:B:117:LEU:HD22	15	2.43
(2,209)	1:A:17:LEU:HA	1:B:117:LEU:HD23	15	2.43
(2,209)	1:A:17:LEU:HA	1:B:117:LEU:HD21	16	2.43
(2,209)	1:A:17:LEU:HA	1:B:117:LEU:HD22	16	2.43
(2,209)	1:A:17:LEU:HA	1:B:117:LEU:HD23	16	2.43
(2,138)	1:B:116:VAL:H	1:B:117:LEU:HD11	6	2.43
(2,138)	1:B:116:VAL:H	1:B:117:LEU:HD12	6	2.43
(2,138)	1:B:116:VAL:H	1:B:117:LEU:HD13	6	2.43
(2,138)	1:B:116:VAL:H	1:B:117:LEU:HD11	13	2.43
(2,138)	1:B:116:VAL:H	1:B:117:LEU:HD12	13	2.43
(2,138)	1:B:116:VAL:H	1:B:117:LEU:HD13	13	2.43
(2,136)	1:A:16:VAL:H	1:A:17:LEU:HD11	3	2.43
(2,136)	1:A:16:VAL:H	1:A:17:LEU:HD12	3	2.43
(2,136)	1:A:16:VAL:H	1:A:17:LEU:HD13	3	2.43
(2,136)	1:A:16:VAL:H	1:A:17:LEU:HD11	20	2.43
(2,136)	1:A:16:VAL:H	1:A:17:LEU:HD12	20	2.43
(2,136)	1:A:16:VAL:H	1:A:17:LEU:HD13	20	2.43
(2,105)	1:A:17:LEU:HA	1:B:117:LEU:HD21	15	2.43
(2,105)	1:A:17:LEU:HA	1:B:117:LEU:HD22	15	2.43
(2,105)	1:A:17:LEU:HA	1:B:117:LEU:HD23	15	2.43
(2,105)	1:A:17:LEU:HA	1:B:117:LEU:HD21	16	2.43
(2,105)	1:A:17:LEU:HA	1:B:117:LEU:HD22	16	2.43
(2,105)	1:A:17:LEU:HA	1:B:117:LEU:HD23	16	2.43
(2,1)	1:A:15:PHE:HB2	1:A:17:LEU:HD21	12	2.43
(2,1)	1:A:15:PHE:HB2	1:A:17:LEU:HD22	12	2.43
(2,1)	1:A:15:PHE:HB2	1:A:17:LEU:HD23	12	2.43
(2,7)	1:B:115:PHE:HB2	1:B:117:LEU:HD21	14	2.42
(2,7)	1:B:115:PHE:HB2	1:B:117:LEU:HD22	14	2.42
(2,7)	1:B:115:PHE:HB2	1:B:117:LEU:HD23	14	2.42
(2,375)	1:A:17:LEU:HD21	1:B:117:LEU:H	16	2.42
(2,375)	1:A:17:LEU:HD22	1:B:117:LEU:H	16	2.42
(2,375)	1:A:17:LEU:HD23	1:B:117:LEU:H	16	2.42
(2,375)	1:A:17:LEU:HD21	1:B:117:LEU:H	18	2.42
(2,375)	1:A:17:LEU:HD22	1:B:117:LEU:H	18	2.42
(2,375)	1:A:17:LEU:HD23	1:B:117:LEU:H	18	2.42
(2,373)	1:A:17:LEU:H	1:B:117:LEU:HD21	19	2.42
(2,373)	1:A:17:LEU:H	1:B:117:LEU:HD22	19	2.42
(2,373)	1:A:17:LEU:H	1:B:117:LEU:HD23	19	2.42
(2,3)	1:B:115:PHE:HB2	1:B:117:LEU:HD21	6	2.42

Continued on next page...

Continued from previous page...

Key	Atom-1	Atom-2	Model ID	Violation (Å)
(2,3)	1:B:115:PHE:HB2	1:B:117:LEU:HD22	6	2.42
(2,3)	1:B:115:PHE:HB2	1:B:117:LEU:HD23	6	2.42
(2,3)	1:B:115:PHE:HB2	1:B:117:LEU:HD21	17	2.42
(2,3)	1:B:115:PHE:HB2	1:B:117:LEU:HD22	17	2.42
(2,3)	1:B:115:PHE:HB2	1:B:117:LEU:HD23	17	2.42
(2,295)	1:A:15:PHE:HD1	1:B:117:LEU:HD11	7	2.42
(2,295)	1:A:15:PHE:HD1	1:B:117:LEU:HD12	7	2.42
(2,295)	1:A:15:PHE:HD1	1:B:117:LEU:HD13	7	2.42
(2,295)	1:A:15:PHE:HD2	1:B:117:LEU:HD11	7	2.42
(2,295)	1:A:15:PHE:HD2	1:B:117:LEU:HD12	7	2.42
(2,295)	1:A:15:PHE:HD2	1:B:117:LEU:HD13	7	2.42
(2,295)	1:A:15:PHE:HD1	1:B:117:LEU:HD11	9	2.42
(2,295)	1:A:15:PHE:HD1	1:B:117:LEU:HD12	9	2.42
(2,295)	1:A:15:PHE:HD1	1:B:117:LEU:HD13	9	2.42
(2,295)	1:A:15:PHE:HD2	1:B:117:LEU:HD11	9	2.42
(2,295)	1:A:15:PHE:HD2	1:B:117:LEU:HD12	9	2.42
(2,295)	1:A:15:PHE:HD2	1:B:117:LEU:HD13	9	2.42
(2,295)	1:A:15:PHE:HD1	1:B:117:LEU:HD11	11	2.42
(2,295)	1:A:15:PHE:HD1	1:B:117:LEU:HD12	11	2.42
(2,295)	1:A:15:PHE:HD1	1:B:117:LEU:HD13	11	2.42
(2,295)	1:A:15:PHE:HD2	1:B:117:LEU:HD11	11	2.42
(2,295)	1:A:15:PHE:HD2	1:B:117:LEU:HD12	11	2.42
(2,295)	1:A:15:PHE:HD2	1:B:117:LEU:HD13	11	2.42
(2,295)	1:A:15:PHE:HD1	1:B:117:LEU:HD11	13	2.42
(2,295)	1:A:15:PHE:HD1	1:B:117:LEU:HD12	13	2.42
(2,295)	1:A:15:PHE:HD1	1:B:117:LEU:HD13	13	2.42
(2,295)	1:A:15:PHE:HD2	1:B:117:LEU:HD11	13	2.42
(2,295)	1:A:15:PHE:HD2	1:B:117:LEU:HD12	13	2.42
(2,295)	1:A:15:PHE:HD2	1:B:117:LEU:HD13	13	2.42
(2,24)	1:A:17:LEU:HD21	1:B:115:PHE:HB3	9	2.42
(2,24)	1:A:17:LEU:HD22	1:B:115:PHE:HB3	9	2.42
(2,24)	1:A:17:LEU:HD23	1:B:115:PHE:HB3	9	2.42
(2,225)	1:A:16:VAL:HA	1:B:117:LEU:HD21	8	2.42
(2,225)	1:A:16:VAL:HA	1:B:117:LEU:HD22	8	2.42
(2,225)	1:A:16:VAL:HA	1:B:117:LEU:HD23	8	2.42
(2,223)	1:A:17:LEU:HD21	1:B:116:VAL:HA	9	2.42
(2,223)	1:A:17:LEU:HD22	1:B:116:VAL:HA	9	2.42
(2,223)	1:A:17:LEU:HD23	1:B:116:VAL:HA	9	2.42
(2,221)	1:A:17:LEU:H	1:B:117:LEU:HD21	19	2.42
(2,221)	1:A:17:LEU:H	1:B:117:LEU:HD22	19	2.42
(2,221)	1:A:17:LEU:H	1:B:117:LEU:HD23	19	2.42
(2,219)	1:A:17:LEU:HD21	1:B:117:LEU:H	16	2.42

Continued on next page...

Continued from previous page...

Key	Atom-1	Atom-2	Model ID	Violation (Å)
(2,219)	1:A:17:LEU:HD22	1:B:117:LEU:H	16	2.42
(2,219)	1:A:17:LEU:HD23	1:B:117:LEU:H	16	2.42
(2,219)	1:A:17:LEU:HD21	1:B:117:LEU:H	18	2.42
(2,219)	1:A:17:LEU:HD22	1:B:117:LEU:H	18	2.42
(2,219)	1:A:17:LEU:HD23	1:B:117:LEU:H	18	2.42
(2,18)	1:A:17:LEU:HD21	1:B:115:PHE:HB3	9	2.42
(2,18)	1:A:17:LEU:HD22	1:B:115:PHE:HB3	9	2.42
(2,18)	1:A:17:LEU:HD23	1:B:115:PHE:HB3	9	2.42
(2,167)	1:A:15:PHE:HD1	1:B:117:LEU:HD11	7	2.42
(2,167)	1:A:15:PHE:HD1	1:B:117:LEU:HD12	7	2.42
(2,167)	1:A:15:PHE:HD1	1:B:117:LEU:HD13	7	2.42
(2,167)	1:A:15:PHE:HD2	1:B:117:LEU:HD11	7	2.42
(2,167)	1:A:15:PHE:HD2	1:B:117:LEU:HD12	7	2.42
(2,167)	1:A:15:PHE:HD2	1:B:117:LEU:HD13	7	2.42
(2,167)	1:A:15:PHE:HD1	1:B:117:LEU:HD11	9	2.42
(2,167)	1:A:15:PHE:HD1	1:B:117:LEU:HD12	9	2.42
(2,167)	1:A:15:PHE:HD1	1:B:117:LEU:HD13	9	2.42
(2,167)	1:A:15:PHE:HD2	1:B:117:LEU:HD11	9	2.42
(2,167)	1:A:15:PHE:HD2	1:B:117:LEU:HD12	9	2.42
(2,167)	1:A:15:PHE:HD2	1:B:117:LEU:HD13	9	2.42
(2,167)	1:A:15:PHE:HD1	1:B:117:LEU:HD11	11	2.42
(2,167)	1:A:15:PHE:HD1	1:B:117:LEU:HD12	11	2.42
(2,167)	1:A:15:PHE:HD1	1:B:117:LEU:HD13	11	2.42
(2,167)	1:A:15:PHE:HD2	1:B:117:LEU:HD11	11	2.42
(2,167)	1:A:15:PHE:HD2	1:B:117:LEU:HD12	11	2.42
(2,167)	1:A:15:PHE:HD2	1:B:117:LEU:HD13	11	2.42
(2,167)	1:A:15:PHE:HD1	1:B:117:LEU:HD11	13	2.42
(2,167)	1:A:15:PHE:HD1	1:B:117:LEU:HD12	13	2.42
(2,167)	1:A:15:PHE:HD1	1:B:117:LEU:HD13	13	2.42
(2,167)	1:A:15:PHE:HD2	1:B:117:LEU:HD11	13	2.42
(2,167)	1:A:15:PHE:HD2	1:B:117:LEU:HD12	13	2.42
(2,167)	1:A:15:PHE:HD2	1:B:117:LEU:HD13	13	2.42
(2,138)	1:B:116:VAL:H	1:B:117:LEU:HD11	5	2.42
(2,138)	1:B:116:VAL:H	1:B:117:LEU:HD12	5	2.42
(2,138)	1:B:116:VAL:H	1:B:117:LEU:HD13	5	2.42
(2,138)	1:B:116:VAL:H	1:B:117:LEU:HD11	7	2.42
(2,138)	1:B:116:VAL:H	1:B:117:LEU:HD12	7	2.42
(2,138)	1:B:116:VAL:H	1:B:117:LEU:HD13	7	2.42
(2,136)	1:A:16:VAL:H	1:A:17:LEU:HD11	2	2.42
(2,136)	1:A:16:VAL:H	1:A:17:LEU:HD12	2	2.42
(2,136)	1:A:16:VAL:H	1:A:17:LEU:HD13	2	2.42
(2,136)	1:A:16:VAL:H	1:A:17:LEU:HD11	15	2.42

Continued on next page...

Continued from previous page...

Key	Atom-1	Atom-2	Model ID	Violation (Å)
(2,136)	1:A:16:VAL:H	1:A:17:LEU:HD12	15	2.42
(2,136)	1:A:16:VAL:H	1:A:17:LEU:HD13	15	2.42
(2,1)	1:A:15:PHE:HB2	1:A:17:LEU:HD21	2	2.42
(2,1)	1:A:15:PHE:HB2	1:A:17:LEU:HD22	2	2.42
(2,1)	1:A:15:PHE:HB2	1:A:17:LEU:HD23	2	2.42
(2,1)	1:A:15:PHE:HB2	1:A:17:LEU:HD21	3	2.42
(2,1)	1:A:15:PHE:HB2	1:A:17:LEU:HD22	3	2.42
(2,1)	1:A:15:PHE:HB2	1:A:17:LEU:HD23	3	2.42
(2,1)	1:A:15:PHE:HB2	1:A:17:LEU:HD21	15	2.42
(2,1)	1:A:15:PHE:HB2	1:A:17:LEU:HD22	15	2.42
(2,1)	1:A:15:PHE:HB2	1:A:17:LEU:HD23	15	2.42
(2,7)	1:B:115:PHE:HB2	1:B:117:LEU:HD21	20	2.41
(2,7)	1:B:115:PHE:HB2	1:B:117:LEU:HD22	20	2.41
(2,7)	1:B:115:PHE:HB2	1:B:117:LEU:HD23	20	2.41
(2,32)	1:A:17:LEU:HD11	1:B:115:PHE:HB3	14	2.41
(2,32)	1:A:17:LEU:HD12	1:B:115:PHE:HB3	14	2.41
(2,32)	1:A:17:LEU:HD13	1:B:115:PHE:HB3	14	2.41
(2,297)	1:A:17:LEU:HD11	1:B:115:PHE:HD1	18	2.41
(2,297)	1:A:17:LEU:HD11	1:B:115:PHE:HD2	18	2.41
(2,297)	1:A:17:LEU:HD12	1:B:115:PHE:HD1	18	2.41
(2,297)	1:A:17:LEU:HD12	1:B:115:PHE:HD2	18	2.41
(2,297)	1:A:17:LEU:HD13	1:B:115:PHE:HD1	18	2.41
(2,297)	1:A:17:LEU:HD13	1:B:115:PHE:HD2	18	2.41
(2,26)	1:A:17:LEU:HD11	1:B:115:PHE:HB3	14	2.41
(2,26)	1:A:17:LEU:HD12	1:B:115:PHE:HB3	14	2.41
(2,26)	1:A:17:LEU:HD13	1:B:115:PHE:HB3	14	2.41
(2,24)	1:A:17:LEU:HD21	1:B:115:PHE:HB3	7	2.41
(2,24)	1:A:17:LEU:HD22	1:B:115:PHE:HB3	7	2.41
(2,24)	1:A:17:LEU:HD23	1:B:115:PHE:HB3	7	2.41
(2,225)	1:A:16:VAL:HA	1:B:117:LEU:HD21	2	2.41
(2,225)	1:A:16:VAL:HA	1:B:117:LEU:HD22	2	2.41
(2,225)	1:A:16:VAL:HA	1:B:117:LEU:HD23	2	2.41
(2,225)	1:A:16:VAL:HA	1:B:117:LEU:HD21	12	2.41
(2,225)	1:A:16:VAL:HA	1:B:117:LEU:HD22	12	2.41
(2,225)	1:A:16:VAL:HA	1:B:117:LEU:HD23	12	2.41
(2,225)	1:A:16:VAL:HA	1:B:117:LEU:HD21	15	2.41
(2,225)	1:A:16:VAL:HA	1:B:117:LEU:HD22	15	2.41
(2,225)	1:A:16:VAL:HA	1:B:117:LEU:HD23	15	2.41
(2,225)	1:A:16:VAL:HA	1:B:117:LEU:HD21	17	2.41
(2,225)	1:A:16:VAL:HA	1:B:117:LEU:HD22	17	2.41
(2,225)	1:A:16:VAL:HA	1:B:117:LEU:HD23	17	2.41
(2,223)	1:A:17:LEU:HD21	1:B:116:VAL:HA	5	2.41

Continued on next page...

Continued from previous page...

Key	Atom-1	Atom-2	Model ID	Violation (Å)
(2,223)	1:A:17:LEU:HD22	1:B:116:VAL:HA	5	2.41
(2,223)	1:A:17:LEU:HD23	1:B:116:VAL:HA	5	2.41
(2,22)	1:A:15:PHE:HB3	1:B:117:LEU:HD21	7	2.41
(2,22)	1:A:15:PHE:HB3	1:B:117:LEU:HD22	7	2.41
(2,22)	1:A:15:PHE:HB3	1:B:117:LEU:HD23	7	2.41
(2,22)	1:A:15:PHE:HB3	1:B:117:LEU:HD21	13	2.41
(2,22)	1:A:15:PHE:HB3	1:B:117:LEU:HD22	13	2.41
(2,22)	1:A:15:PHE:HB3	1:B:117:LEU:HD23	13	2.41
(2,20)	1:A:15:PHE:HB3	1:B:117:LEU:HD21	7	2.41
(2,20)	1:A:15:PHE:HB3	1:B:117:LEU:HD22	7	2.41
(2,20)	1:A:15:PHE:HB3	1:B:117:LEU:HD23	7	2.41
(2,20)	1:A:15:PHE:HB3	1:B:117:LEU:HD21	13	2.41
(2,20)	1:A:15:PHE:HB3	1:B:117:LEU:HD22	13	2.41
(2,20)	1:A:15:PHE:HB3	1:B:117:LEU:HD23	13	2.41
(2,18)	1:A:17:LEU:HD21	1:B:115:PHE:HB3	7	2.41
(2,18)	1:A:17:LEU:HD22	1:B:115:PHE:HB3	7	2.41
(2,18)	1:A:17:LEU:HD23	1:B:115:PHE:HB3	7	2.41
(2,165)	1:A:17:LEU:HD11	1:B:115:PHE:HD1	18	2.41
(2,165)	1:A:17:LEU:HD11	1:B:115:PHE:HD2	18	2.41
(2,165)	1:A:17:LEU:HD12	1:B:115:PHE:HD1	18	2.41
(2,165)	1:A:17:LEU:HD12	1:B:115:PHE:HD2	18	2.41
(2,165)	1:A:17:LEU:HD13	1:B:115:PHE:HD1	18	2.41
(2,165)	1:A:17:LEU:HD13	1:B:115:PHE:HD2	18	2.41
(2,138)	1:B:116:VAL:H	1:B:117:LEU:HD11	17	2.41
(2,138)	1:B:116:VAL:H	1:B:117:LEU:HD12	17	2.41
(2,138)	1:B:116:VAL:H	1:B:117:LEU:HD13	17	2.41
(2,138)	1:B:116:VAL:H	1:B:117:LEU:HD11	19	2.41
(2,138)	1:B:116:VAL:H	1:B:117:LEU:HD12	19	2.41
(2,138)	1:B:116:VAL:H	1:B:117:LEU:HD13	19	2.41
(2,136)	1:A:16:VAL:H	1:A:17:LEU:HD11	1	2.41
(2,136)	1:A:16:VAL:H	1:A:17:LEU:HD12	1	2.41
(2,136)	1:A:16:VAL:H	1:A:17:LEU:HD13	1	2.41
(2,136)	1:A:16:VAL:H	1:A:17:LEU:HD11	8	2.41
(2,136)	1:A:16:VAL:H	1:A:17:LEU:HD12	8	2.41
(2,136)	1:A:16:VAL:H	1:A:17:LEU:HD13	8	2.41
(2,136)	1:A:16:VAL:H	1:A:17:LEU:HD11	12	2.41
(2,136)	1:A:16:VAL:H	1:A:17:LEU:HD12	12	2.41
(2,136)	1:A:16:VAL:H	1:A:17:LEU:HD13	12	2.41
(2,136)	1:A:16:VAL:H	1:A:17:LEU:HD11	14	2.41
(2,136)	1:A:16:VAL:H	1:A:17:LEU:HD12	14	2.41
(2,136)	1:A:16:VAL:H	1:A:17:LEU:HD13	14	2.41
(2,1)	1:A:15:PHE:HB2	1:A:17:LEU:HD21	1	2.41

Continued on next page...

Continued from previous page...

Key	Atom-1	Atom-2	Model ID	Violation (Å)
(2,1)	1:A:15:PHE:HB2	1:A:17:LEU:HD22	1	2.41
(2,1)	1:A:15:PHE:HB2	1:A:17:LEU:HD23	1	2.41
(2,1)	1:A:15:PHE:HB2	1:A:17:LEU:HD21	18	2.41
(2,1)	1:A:15:PHE:HB2	1:A:17:LEU:HD22	18	2.41
(2,1)	1:A:15:PHE:HB2	1:A:17:LEU:HD23	18	2.41
(2,7)	1:B:115:PHE:HB2	1:B:117:LEU:HD21	13	2.4
(2,7)	1:B:115:PHE:HB2	1:B:117:LEU:HD22	13	2.4
(2,7)	1:B:115:PHE:HB2	1:B:117:LEU:HD23	13	2.4
(2,5)	1:A:15:PHE:HB2	1:A:17:LEU:HD21	5	2.4
(2,5)	1:A:15:PHE:HB2	1:A:17:LEU:HD22	5	2.4
(2,5)	1:A:15:PHE:HB2	1:A:17:LEU:HD23	5	2.4
(2,375)	1:A:17:LEU:HD21	1:B:117:LEU:H	1	2.4
(2,375)	1:A:17:LEU:HD22	1:B:117:LEU:H	1	2.4
(2,375)	1:A:17:LEU:HD23	1:B:117:LEU:H	1	2.4
(2,375)	1:A:17:LEU:HD21	1:B:117:LEU:H	2	2.4
(2,375)	1:A:17:LEU:HD22	1:B:117:LEU:H	2	2.4
(2,375)	1:A:17:LEU:HD23	1:B:117:LEU:H	2	2.4
(2,375)	1:A:17:LEU:HD21	1:B:117:LEU:H	3	2.4
(2,375)	1:A:17:LEU:HD22	1:B:117:LEU:H	3	2.4
(2,375)	1:A:17:LEU:HD23	1:B:117:LEU:H	3	2.4
(2,375)	1:A:17:LEU:HD21	1:B:117:LEU:H	8	2.4
(2,375)	1:A:17:LEU:HD22	1:B:117:LEU:H	8	2.4
(2,375)	1:A:17:LEU:HD23	1:B:117:LEU:H	8	2.4
(2,375)	1:A:17:LEU:HD21	1:B:117:LEU:H	12	2.4
(2,375)	1:A:17:LEU:HD22	1:B:117:LEU:H	12	2.4
(2,375)	1:A:17:LEU:HD23	1:B:117:LEU:H	12	2.4
(2,375)	1:A:17:LEU:HD21	1:B:117:LEU:H	13	2.4
(2,375)	1:A:17:LEU:HD22	1:B:117:LEU:H	13	2.4
(2,375)	1:A:17:LEU:HD23	1:B:117:LEU:H	13	2.4
(2,375)	1:A:17:LEU:HD21	1:B:117:LEU:H	15	2.4
(2,375)	1:A:17:LEU:HD22	1:B:117:LEU:H	15	2.4
(2,375)	1:A:17:LEU:HD23	1:B:117:LEU:H	15	2.4
(2,373)	1:A:17:LEU:H	1:B:117:LEU:HD21	6	2.4
(2,373)	1:A:17:LEU:H	1:B:117:LEU:HD22	6	2.4
(2,373)	1:A:17:LEU:H	1:B:117:LEU:HD23	6	2.4
(2,373)	1:A:17:LEU:H	1:B:117:LEU:HD21	18	2.4
(2,373)	1:A:17:LEU:H	1:B:117:LEU:HD22	18	2.4
(2,373)	1:A:17:LEU:H	1:B:117:LEU:HD23	18	2.4
(2,3)	1:B:115:PHE:HB2	1:B:117:LEU:HD21	5	2.4
(2,3)	1:B:115:PHE:HB2	1:B:117:LEU:HD22	5	2.4
(2,3)	1:B:115:PHE:HB2	1:B:117:LEU:HD23	5	2.4
(2,3)	1:B:115:PHE:HB2	1:B:117:LEU:HD21	19	2.4

Continued on next page...

Continued from previous page...

Key	Atom-1	Atom-2	Model ID	Violation (Å)
(2,3)	1:B:115:PHE:HB2	1:B:117:LEU:HD22	19	2.4
(2,3)	1:B:115:PHE:HB2	1:B:117:LEU:HD23	19	2.4
(2,295)	1:A:15:PHE:HD1	1:B:117:LEU:HD11	17	2.4
(2,295)	1:A:15:PHE:HD1	1:B:117:LEU:HD12	17	2.4
(2,295)	1:A:15:PHE:HD1	1:B:117:LEU:HD13	17	2.4
(2,295)	1:A:15:PHE:HD2	1:B:117:LEU:HD11	17	2.4
(2,295)	1:A:15:PHE:HD2	1:B:117:LEU:HD12	17	2.4
(2,295)	1:A:15:PHE:HD2	1:B:117:LEU:HD13	17	2.4
(2,225)	1:A:16:VAL:HA	1:B:117:LEU:HD21	3	2.4
(2,225)	1:A:16:VAL:HA	1:B:117:LEU:HD22	3	2.4
(2,225)	1:A:16:VAL:HA	1:B:117:LEU:HD23	3	2.4
(2,223)	1:A:17:LEU:HD21	1:B:116:VAL:HA	6	2.4
(2,223)	1:A:17:LEU:HD22	1:B:116:VAL:HA	6	2.4
(2,223)	1:A:17:LEU:HD23	1:B:116:VAL:HA	6	2.4
(2,223)	1:A:17:LEU:HD21	1:B:116:VAL:HA	11	2.4
(2,223)	1:A:17:LEU:HD22	1:B:116:VAL:HA	11	2.4
(2,223)	1:A:17:LEU:HD23	1:B:116:VAL:HA	11	2.4
(2,221)	1:A:17:LEU:H	1:B:117:LEU:HD21	6	2.4
(2,221)	1:A:17:LEU:H	1:B:117:LEU:HD22	6	2.4
(2,221)	1:A:17:LEU:H	1:B:117:LEU:HD23	6	2.4
(2,221)	1:A:17:LEU:H	1:B:117:LEU:HD21	18	2.4
(2,221)	1:A:17:LEU:H	1:B:117:LEU:HD22	18	2.4
(2,221)	1:A:17:LEU:H	1:B:117:LEU:HD23	18	2.4
(2,219)	1:A:17:LEU:HD21	1:B:117:LEU:H	1	2.4
(2,219)	1:A:17:LEU:HD22	1:B:117:LEU:H	1	2.4
(2,219)	1:A:17:LEU:HD23	1:B:117:LEU:H	1	2.4
(2,219)	1:A:17:LEU:HD21	1:B:117:LEU:H	2	2.4
(2,219)	1:A:17:LEU:HD22	1:B:117:LEU:H	2	2.4
(2,219)	1:A:17:LEU:HD23	1:B:117:LEU:H	2	2.4
(2,219)	1:A:17:LEU:HD21	1:B:117:LEU:H	3	2.4
(2,219)	1:A:17:LEU:HD22	1:B:117:LEU:H	3	2.4
(2,219)	1:A:17:LEU:HD23	1:B:117:LEU:H	3	2.4
(2,219)	1:A:17:LEU:HD21	1:B:117:LEU:H	8	2.4
(2,219)	1:A:17:LEU:HD22	1:B:117:LEU:H	8	2.4
(2,219)	1:A:17:LEU:HD23	1:B:117:LEU:H	8	2.4
(2,219)	1:A:17:LEU:HD21	1:B:117:LEU:H	12	2.4
(2,219)	1:A:17:LEU:HD22	1:B:117:LEU:H	12	2.4
(2,219)	1:A:17:LEU:HD23	1:B:117:LEU:H	12	2.4
(2,219)	1:A:17:LEU:HD21	1:B:117:LEU:H	13	2.4
(2,219)	1:A:17:LEU:HD22	1:B:117:LEU:H	13	2.4
(2,219)	1:A:17:LEU:HD23	1:B:117:LEU:H	13	2.4
(2,219)	1:A:17:LEU:HD21	1:B:117:LEU:H	15	2.4

Continued on next page...

Continued from previous page...

Key	Atom-1	Atom-2	Model ID	Violation (Å)
(2,219)	1:A:17:LEU:HD22	1:B:117:LEU:H	15	2.4
(2,219)	1:A:17:LEU:HD23	1:B:117:LEU:H	15	2.4
(2,167)	1:A:15:PHE:HD1	1:B:117:LEU:HD11	17	2.4
(2,167)	1:A:15:PHE:HD1	1:B:117:LEU:HD12	17	2.4
(2,167)	1:A:15:PHE:HD1	1:B:117:LEU:HD13	17	2.4
(2,167)	1:A:15:PHE:HD2	1:B:117:LEU:HD11	17	2.4
(2,167)	1:A:15:PHE:HD2	1:B:117:LEU:HD12	17	2.4
(2,167)	1:A:15:PHE:HD2	1:B:117:LEU:HD13	17	2.4
(2,138)	1:B:116:VAL:H	1:B:117:LEU:HD11	9	2.4
(2,138)	1:B:116:VAL:H	1:B:117:LEU:HD12	9	2.4
(2,138)	1:B:116:VAL:H	1:B:117:LEU:HD13	9	2.4
(2,136)	1:A:16:VAL:H	1:A:17:LEU:HD11	9	2.4
(2,136)	1:A:16:VAL:H	1:A:17:LEU:HD12	9	2.4
(2,136)	1:A:16:VAL:H	1:A:17:LEU:HD13	9	2.4
(2,136)	1:A:16:VAL:H	1:A:17:LEU:HD11	16	2.4
(2,136)	1:A:16:VAL:H	1:A:17:LEU:HD12	16	2.4
(2,136)	1:A:16:VAL:H	1:A:17:LEU:HD13	16	2.4
(2,136)	1:A:16:VAL:H	1:A:17:LEU:HD11	17	2.4
(2,136)	1:A:16:VAL:H	1:A:17:LEU:HD12	17	2.4
(2,136)	1:A:16:VAL:H	1:A:17:LEU:HD13	17	2.4
(2,1)	1:A:15:PHE:HB2	1:A:17:LEU:HD21	20	2.4
(2,1)	1:A:15:PHE:HB2	1:A:17:LEU:HD22	20	2.4
(2,1)	1:A:15:PHE:HB2	1:A:17:LEU:HD23	20	2.4
(2,7)	1:B:115:PHE:HB2	1:B:117:LEU:HD21	1	2.39
(2,7)	1:B:115:PHE:HB2	1:B:117:LEU:HD22	1	2.39
(2,7)	1:B:115:PHE:HB2	1:B:117:LEU:HD23	1	2.39
(2,7)	1:B:115:PHE:HB2	1:B:117:LEU:HD21	3	2.39
(2,7)	1:B:115:PHE:HB2	1:B:117:LEU:HD22	3	2.39
(2,7)	1:B:115:PHE:HB2	1:B:117:LEU:HD23	3	2.39
(2,7)	1:B:115:PHE:HB2	1:B:117:LEU:HD21	8	2.39
(2,7)	1:B:115:PHE:HB2	1:B:117:LEU:HD22	8	2.39
(2,7)	1:B:115:PHE:HB2	1:B:117:LEU:HD23	8	2.39
(2,7)	1:B:115:PHE:HB2	1:B:117:LEU:HD21	12	2.39
(2,7)	1:B:115:PHE:HB2	1:B:117:LEU:HD22	12	2.39
(2,7)	1:B:115:PHE:HB2	1:B:117:LEU:HD23	12	2.39
(2,5)	1:A:15:PHE:HB2	1:A:17:LEU:HD21	6	2.39
(2,5)	1:A:15:PHE:HB2	1:A:17:LEU:HD22	6	2.39
(2,5)	1:A:15:PHE:HB2	1:A:17:LEU:HD23	6	2.39
(2,373)	1:A:17:LEU:H	1:B:117:LEU:HD21	5	2.39
(2,373)	1:A:17:LEU:H	1:B:117:LEU:HD22	5	2.39
(2,373)	1:A:17:LEU:H	1:B:117:LEU:HD23	5	2.39
(2,30)	1:A:15:PHE:HB3	1:B:117:LEU:HD11	5	2.39

Continued on next page...

Continued from previous page...

Key	Atom-1	Atom-2	Model ID	Violation (Å)
(2,30)	1:A:15:PHE:HB3	1:B:117:LEU:HD12	5	2.39
(2,30)	1:A:15:PHE:HB3	1:B:117:LEU:HD13	5	2.39
(2,295)	1:A:15:PHE:HD1	1:B:117:LEU:HD11	18	2.39
(2,295)	1:A:15:PHE:HD1	1:B:117:LEU:HD12	18	2.39
(2,295)	1:A:15:PHE:HD1	1:B:117:LEU:HD13	18	2.39
(2,295)	1:A:15:PHE:HD2	1:B:117:LEU:HD11	18	2.39
(2,295)	1:A:15:PHE:HD2	1:B:117:LEU:HD12	18	2.39
(2,295)	1:A:15:PHE:HD2	1:B:117:LEU:HD13	18	2.39
(2,28)	1:A:15:PHE:HB3	1:B:117:LEU:HD11	5	2.39
(2,28)	1:A:15:PHE:HB3	1:B:117:LEU:HD12	5	2.39
(2,28)	1:A:15:PHE:HB3	1:B:117:LEU:HD13	5	2.39
(2,225)	1:A:16:VAL:HA	1:B:117:LEU:HD21	9	2.39
(2,225)	1:A:16:VAL:HA	1:B:117:LEU:HD22	9	2.39
(2,225)	1:A:16:VAL:HA	1:B:117:LEU:HD23	9	2.39
(2,221)	1:A:17:LEU:H	1:B:117:LEU:HD21	5	2.39
(2,221)	1:A:17:LEU:H	1:B:117:LEU:HD22	5	2.39
(2,221)	1:A:17:LEU:H	1:B:117:LEU:HD23	5	2.39
(2,167)	1:A:15:PHE:HD1	1:B:117:LEU:HD11	18	2.39
(2,167)	1:A:15:PHE:HD1	1:B:117:LEU:HD12	18	2.39
(2,167)	1:A:15:PHE:HD1	1:B:117:LEU:HD13	18	2.39
(2,167)	1:A:15:PHE:HD2	1:B:117:LEU:HD11	18	2.39
(2,167)	1:A:15:PHE:HD2	1:B:117:LEU:HD12	18	2.39
(2,167)	1:A:15:PHE:HD2	1:B:117:LEU:HD13	18	2.39
(2,136)	1:A:16:VAL:H	1:A:17:LEU:HD11	7	2.39
(2,136)	1:A:16:VAL:H	1:A:17:LEU:HD12	7	2.39
(2,136)	1:A:16:VAL:H	1:A:17:LEU:HD13	7	2.39
(2,136)	1:A:16:VAL:H	1:A:17:LEU:HD11	13	2.39
(2,136)	1:A:16:VAL:H	1:A:17:LEU:HD12	13	2.39
(2,136)	1:A:16:VAL:H	1:A:17:LEU:HD13	13	2.39
(2,1)	1:A:15:PHE:HB2	1:A:17:LEU:HD21	8	2.39
(2,1)	1:A:15:PHE:HB2	1:A:17:LEU:HD22	8	2.39
(2,1)	1:A:15:PHE:HB2	1:A:17:LEU:HD23	8	2.39
(2,1)	1:A:15:PHE:HB2	1:A:17:LEU:HD21	16	2.39
(2,1)	1:A:15:PHE:HB2	1:A:17:LEU:HD22	16	2.39
(2,1)	1:A:15:PHE:HB2	1:A:17:LEU:HD23	16	2.39
(2,7)	1:B:115:PHE:HB2	1:B:117:LEU:HD21	2	2.38
(2,7)	1:B:115:PHE:HB2	1:B:117:LEU:HD22	2	2.38
(2,7)	1:B:115:PHE:HB2	1:B:117:LEU:HD23	2	2.38
(2,7)	1:B:115:PHE:HB2	1:B:117:LEU:HD21	15	2.38
(2,7)	1:B:115:PHE:HB2	1:B:117:LEU:HD22	15	2.38
(2,7)	1:B:115:PHE:HB2	1:B:117:LEU:HD23	15	2.38
(2,5)	1:A:15:PHE:HB2	1:A:17:LEU:HD21	19	2.38

Continued on next page...

Continued from previous page...

Key	Atom-1	Atom-2	Model ID	Violation (Å)
(2,5)	1:A:15:PHE:HB2	1:A:17:LEU:HD22	19	2.38
(2,5)	1:A:15:PHE:HB2	1:A:17:LEU:HD23	19	2.38
(2,375)	1:A:17:LEU:HD21	1:B:117:LEU:H	14	2.38
(2,375)	1:A:17:LEU:HD22	1:B:117:LEU:H	14	2.38
(2,375)	1:A:17:LEU:HD23	1:B:117:LEU:H	14	2.38
(2,32)	1:A:17:LEU:HD11	1:B:115:PHE:HB3	1	2.38
(2,32)	1:A:17:LEU:HD12	1:B:115:PHE:HB3	1	2.38
(2,32)	1:A:17:LEU:HD13	1:B:115:PHE:HB3	1	2.38
(2,26)	1:A:17:LEU:HD11	1:B:115:PHE:HB3	1	2.38
(2,26)	1:A:17:LEU:HD12	1:B:115:PHE:HB3	1	2.38
(2,26)	1:A:17:LEU:HD13	1:B:115:PHE:HB3	1	2.38
(2,219)	1:A:17:LEU:HD21	1:B:117:LEU:H	14	2.38
(2,219)	1:A:17:LEU:HD22	1:B:117:LEU:H	14	2.38
(2,219)	1:A:17:LEU:HD23	1:B:117:LEU:H	14	2.38
(2,7)	1:B:115:PHE:HB2	1:B:117:LEU:HD21	7	2.37
(2,7)	1:B:115:PHE:HB2	1:B:117:LEU:HD22	7	2.37
(2,7)	1:B:115:PHE:HB2	1:B:117:LEU:HD23	7	2.37
(2,7)	1:B:115:PHE:HB2	1:B:117:LEU:HD21	16	2.37
(2,7)	1:B:115:PHE:HB2	1:B:117:LEU:HD22	16	2.37
(2,7)	1:B:115:PHE:HB2	1:B:117:LEU:HD23	16	2.37
(2,5)	1:A:15:PHE:HB2	1:A:17:LEU:HD21	9	2.37
(2,5)	1:A:15:PHE:HB2	1:A:17:LEU:HD22	9	2.37
(2,5)	1:A:15:PHE:HB2	1:A:17:LEU:HD23	9	2.37
(2,1)	1:A:15:PHE:HB2	1:A:17:LEU:HD21	14	2.37
(2,1)	1:A:15:PHE:HB2	1:A:17:LEU:HD22	14	2.37
(2,1)	1:A:15:PHE:HB2	1:A:17:LEU:HD23	14	2.37
(2,32)	1:A:17:LEU:HD11	1:B:115:PHE:HB3	15	2.36
(2,32)	1:A:17:LEU:HD12	1:B:115:PHE:HB3	15	2.36
(2,32)	1:A:17:LEU:HD13	1:B:115:PHE:HB3	15	2.36
(2,3)	1:B:115:PHE:HB2	1:B:117:LEU:HD21	4	2.36
(2,3)	1:B:115:PHE:HB2	1:B:117:LEU:HD22	4	2.36
(2,3)	1:B:115:PHE:HB2	1:B:117:LEU:HD23	4	2.36
(2,3)	1:B:115:PHE:HB2	1:B:117:LEU:HD21	10	2.36
(2,3)	1:B:115:PHE:HB2	1:B:117:LEU:HD22	10	2.36
(2,3)	1:B:115:PHE:HB2	1:B:117:LEU:HD23	10	2.36
(2,26)	1:A:17:LEU:HD11	1:B:115:PHE:HB3	15	2.36
(2,26)	1:A:17:LEU:HD12	1:B:115:PHE:HB3	15	2.36
(2,26)	1:A:17:LEU:HD13	1:B:115:PHE:HB3	15	2.36
(2,207)	1:A:17:LEU:HD21	1:B:117:LEU:HA	11	2.36
(2,207)	1:A:17:LEU:HD22	1:B:117:LEU:HA	11	2.36
(2,207)	1:A:17:LEU:HD23	1:B:117:LEU:HA	11	2.36
(2,107)	1:A:17:LEU:HD21	1:B:117:LEU:HA	11	2.36

Continued on next page...

Continued from previous page...

Key	Atom-1	Atom-2	Model ID	Violation (Å)
(2,107)	1:A:17:LEU:HD22	1:B:117:LEU:HA	11	2.36
(2,107)	1:A:17:LEU:HD23	1:B:117:LEU:HA	11	2.36
(2,1)	1:A:15:PHE:HB2	1:A:17:LEU:HD21	10	2.36
(2,1)	1:A:15:PHE:HB2	1:A:17:LEU:HD22	10	2.36
(2,1)	1:A:15:PHE:HB2	1:A:17:LEU:HD23	10	2.36
(2,32)	1:A:17:LEU:HD11	1:B:115:PHE:HB3	8	2.35
(2,32)	1:A:17:LEU:HD12	1:B:115:PHE:HB3	8	2.35
(2,32)	1:A:17:LEU:HD13	1:B:115:PHE:HB3	8	2.35
(2,32)	1:A:17:LEU:HD11	1:B:115:PHE:HB3	12	2.35
(2,32)	1:A:17:LEU:HD12	1:B:115:PHE:HB3	12	2.35
(2,32)	1:A:17:LEU:HD13	1:B:115:PHE:HB3	12	2.35
(2,32)	1:A:17:LEU:HD11	1:B:115:PHE:HB3	13	2.35
(2,32)	1:A:17:LEU:HD12	1:B:115:PHE:HB3	13	2.35
(2,32)	1:A:17:LEU:HD13	1:B:115:PHE:HB3	13	2.35
(2,30)	1:A:15:PHE:HB3	1:B:117:LEU:HD11	15	2.35
(2,30)	1:A:15:PHE:HB3	1:B:117:LEU:HD12	15	2.35
(2,30)	1:A:15:PHE:HB3	1:B:117:LEU:HD13	15	2.35
(2,30)	1:A:15:PHE:HB3	1:B:117:LEU:HD11	16	2.35
(2,30)	1:A:15:PHE:HB3	1:B:117:LEU:HD12	16	2.35
(2,30)	1:A:15:PHE:HB3	1:B:117:LEU:HD13	16	2.35
(2,3)	1:B:115:PHE:HB2	1:B:117:LEU:HD21	9	2.35
(2,3)	1:B:115:PHE:HB2	1:B:117:LEU:HD22	9	2.35
(2,3)	1:B:115:PHE:HB2	1:B:117:LEU:HD23	9	2.35
(2,3)	1:B:115:PHE:HB2	1:B:117:LEU:HD21	18	2.35
(2,3)	1:B:115:PHE:HB2	1:B:117:LEU:HD22	18	2.35
(2,3)	1:B:115:PHE:HB2	1:B:117:LEU:HD23	18	2.35
(2,28)	1:A:15:PHE:HB3	1:B:117:LEU:HD11	15	2.35
(2,28)	1:A:15:PHE:HB3	1:B:117:LEU:HD12	15	2.35
(2,28)	1:A:15:PHE:HB3	1:B:117:LEU:HD13	15	2.35
(2,28)	1:A:15:PHE:HB3	1:B:117:LEU:HD11	16	2.35
(2,28)	1:A:15:PHE:HB3	1:B:117:LEU:HD12	16	2.35
(2,28)	1:A:15:PHE:HB3	1:B:117:LEU:HD13	16	2.35
(2,26)	1:A:17:LEU:HD11	1:B:115:PHE:HB3	8	2.35
(2,26)	1:A:17:LEU:HD12	1:B:115:PHE:HB3	8	2.35
(2,26)	1:A:17:LEU:HD13	1:B:115:PHE:HB3	8	2.35
(2,26)	1:A:17:LEU:HD11	1:B:115:PHE:HB3	12	2.35
(2,26)	1:A:17:LEU:HD12	1:B:115:PHE:HB3	12	2.35
(2,26)	1:A:17:LEU:HD13	1:B:115:PHE:HB3	12	2.35
(2,26)	1:A:17:LEU:HD11	1:B:115:PHE:HB3	13	2.35
(2,26)	1:A:17:LEU:HD12	1:B:115:PHE:HB3	13	2.35
(2,26)	1:A:17:LEU:HD13	1:B:115:PHE:HB3	13	2.35
(2,1)	1:A:15:PHE:HB2	1:A:17:LEU:HD21	4	2.35

Continued on next page...

Continued from previous page...

Key	Atom-1	Atom-2	Model ID	Violation (Å)
(2,1)	1:A:15:PHE:HB2	1:A:17:LEU:HD22	4	2.35
(2,1)	1:A:15:PHE:HB2	1:A:17:LEU:HD23	4	2.35
(2,1)	1:A:15:PHE:HB2	1:A:17:LEU:HD21	7	2.35
(2,1)	1:A:15:PHE:HB2	1:A:17:LEU:HD22	7	2.35
(2,1)	1:A:15:PHE:HB2	1:A:17:LEU:HD23	7	2.35
(2,375)	1:A:17:LEU:HD21	1:B:117:LEU:H	20	2.34
(2,375)	1:A:17:LEU:HD22	1:B:117:LEU:H	20	2.34
(2,375)	1:A:17:LEU:HD23	1:B:117:LEU:H	20	2.34
(2,32)	1:A:17:LEU:HD11	1:B:115:PHE:HB3	2	2.34
(2,32)	1:A:17:LEU:HD12	1:B:115:PHE:HB3	2	2.34
(2,32)	1:A:17:LEU:HD13	1:B:115:PHE:HB3	2	2.34
(2,32)	1:A:17:LEU:HD11	1:B:115:PHE:HB3	3	2.34
(2,32)	1:A:17:LEU:HD12	1:B:115:PHE:HB3	3	2.34
(2,32)	1:A:17:LEU:HD13	1:B:115:PHE:HB3	3	2.34
(2,32)	1:A:17:LEU:HD11	1:B:115:PHE:HB3	16	2.34
(2,32)	1:A:17:LEU:HD12	1:B:115:PHE:HB3	16	2.34
(2,32)	1:A:17:LEU:HD13	1:B:115:PHE:HB3	16	2.34
(2,32)	1:A:17:LEU:HD11	1:B:115:PHE:HB3	17	2.34
(2,32)	1:A:17:LEU:HD12	1:B:115:PHE:HB3	17	2.34
(2,32)	1:A:17:LEU:HD13	1:B:115:PHE:HB3	17	2.34
(2,30)	1:A:15:PHE:HB3	1:B:117:LEU:HD11	19	2.34
(2,30)	1:A:15:PHE:HB3	1:B:117:LEU:HD12	19	2.34
(2,30)	1:A:15:PHE:HB3	1:B:117:LEU:HD13	19	2.34
(2,28)	1:A:15:PHE:HB3	1:B:117:LEU:HD11	19	2.34
(2,28)	1:A:15:PHE:HB3	1:B:117:LEU:HD12	19	2.34
(2,28)	1:A:15:PHE:HB3	1:B:117:LEU:HD13	19	2.34
(2,26)	1:A:17:LEU:HD11	1:B:115:PHE:HB3	2	2.34
(2,26)	1:A:17:LEU:HD12	1:B:115:PHE:HB3	2	2.34
(2,26)	1:A:17:LEU:HD13	1:B:115:PHE:HB3	2	2.34
(2,26)	1:A:17:LEU:HD11	1:B:115:PHE:HB3	3	2.34
(2,26)	1:A:17:LEU:HD12	1:B:115:PHE:HB3	3	2.34
(2,26)	1:A:17:LEU:HD13	1:B:115:PHE:HB3	3	2.34
(2,26)	1:A:17:LEU:HD11	1:B:115:PHE:HB3	16	2.34
(2,26)	1:A:17:LEU:HD12	1:B:115:PHE:HB3	16	2.34
(2,26)	1:A:17:LEU:HD13	1:B:115:PHE:HB3	16	2.34
(2,26)	1:A:17:LEU:HD11	1:B:115:PHE:HB3	17	2.34
(2,26)	1:A:17:LEU:HD12	1:B:115:PHE:HB3	17	2.34
(2,26)	1:A:17:LEU:HD13	1:B:115:PHE:HB3	17	2.34
(2,223)	1:A:17:LEU:HD21	1:B:116:VAL:HA	7	2.34
(2,223)	1:A:17:LEU:HD22	1:B:116:VAL:HA	7	2.34
(2,223)	1:A:17:LEU:HD23	1:B:116:VAL:HA	7	2.34
(2,219)	1:A:17:LEU:HD21	1:B:117:LEU:H	20	2.34

Continued on next page...

Continued from previous page...

Key	Atom-1	Atom-2	Model ID	Violation (Å)
(2,219)	1:A:17:LEU:HD22	1:B:117:LEU:H	20	2.34
(2,219)	1:A:17:LEU:HD23	1:B:117:LEU:H	20	2.34
(2,1)	1:A:15:PHE:HB2	1:A:17:LEU:HD21	13	2.34
(2,1)	1:A:15:PHE:HB2	1:A:17:LEU:HD22	13	2.34
(2,1)	1:A:15:PHE:HB2	1:A:17:LEU:HD23	13	2.34
(2,30)	1:A:15:PHE:HB3	1:B:117:LEU:HD11	2	2.33
(2,30)	1:A:15:PHE:HB3	1:B:117:LEU:HD12	2	2.33
(2,30)	1:A:15:PHE:HB3	1:B:117:LEU:HD13	2	2.33
(2,30)	1:A:15:PHE:HB3	1:B:117:LEU:HD11	6	2.33
(2,30)	1:A:15:PHE:HB3	1:B:117:LEU:HD12	6	2.33
(2,30)	1:A:15:PHE:HB3	1:B:117:LEU:HD13	6	2.33
(2,28)	1:A:15:PHE:HB3	1:B:117:LEU:HD11	2	2.33
(2,28)	1:A:15:PHE:HB3	1:B:117:LEU:HD12	2	2.33
(2,28)	1:A:15:PHE:HB3	1:B:117:LEU:HD13	2	2.33
(2,28)	1:A:15:PHE:HB3	1:B:117:LEU:HD11	6	2.33
(2,28)	1:A:15:PHE:HB3	1:B:117:LEU:HD12	6	2.33
(2,28)	1:A:15:PHE:HB3	1:B:117:LEU:HD13	6	2.33
(2,30)	1:A:15:PHE:HB3	1:B:117:LEU:HD11	12	2.32
(2,30)	1:A:15:PHE:HB3	1:B:117:LEU:HD12	12	2.32
(2,30)	1:A:15:PHE:HB3	1:B:117:LEU:HD13	12	2.32
(2,28)	1:A:15:PHE:HB3	1:B:117:LEU:HD11	12	2.32
(2,28)	1:A:15:PHE:HB3	1:B:117:LEU:HD12	12	2.32
(2,28)	1:A:15:PHE:HB3	1:B:117:LEU:HD13	12	2.32
(2,225)	1:A:16:VAL:HA	1:B:117:LEU:HD21	11	2.32
(2,225)	1:A:16:VAL:HA	1:B:117:LEU:HD22	11	2.32
(2,225)	1:A:16:VAL:HA	1:B:117:LEU:HD23	11	2.32
(2,223)	1:A:17:LEU:HD21	1:B:116:VAL:HA	13	2.32
(2,223)	1:A:17:LEU:HD22	1:B:116:VAL:HA	13	2.32
(2,223)	1:A:17:LEU:HD23	1:B:116:VAL:HA	13	2.32
(2,223)	1:A:17:LEU:HD21	1:B:116:VAL:HA	18	2.32
(2,223)	1:A:17:LEU:HD22	1:B:116:VAL:HA	18	2.32
(2,223)	1:A:17:LEU:HD23	1:B:116:VAL:HA	18	2.32
(2,22)	1:A:15:PHE:HB3	1:B:117:LEU:HD21	9	2.32
(2,22)	1:A:15:PHE:HB3	1:B:117:LEU:HD22	9	2.32
(2,22)	1:A:15:PHE:HB3	1:B:117:LEU:HD23	9	2.32
(2,20)	1:A:15:PHE:HB3	1:B:117:LEU:HD21	9	2.32
(2,20)	1:A:15:PHE:HB3	1:B:117:LEU:HD22	9	2.32
(2,20)	1:A:15:PHE:HB3	1:B:117:LEU:HD23	9	2.32
(2,5)	1:A:15:PHE:HB2	1:A:17:LEU:HD21	17	2.31
(2,5)	1:A:15:PHE:HB2	1:A:17:LEU:HD22	17	2.31
(2,5)	1:A:15:PHE:HB2	1:A:17:LEU:HD23	17	2.31
(2,32)	1:A:17:LEU:HD11	1:B:115:PHE:HB3	6	2.31

Continued on next page...

Continued from previous page...

Key	Atom-1	Atom-2	Model ID	Violation (Å)
(2,32)	1:A:17:LEU:HD12	1:B:115:PHE:HB3	6	2.31
(2,32)	1:A:17:LEU:HD13	1:B:115:PHE:HB3	6	2.31
(2,32)	1:A:17:LEU:HD11	1:B:115:PHE:HB3	7	2.31
(2,32)	1:A:17:LEU:HD12	1:B:115:PHE:HB3	7	2.31
(2,32)	1:A:17:LEU:HD13	1:B:115:PHE:HB3	7	2.31
(2,32)	1:A:17:LEU:HD11	1:B:115:PHE:HB3	19	2.31
(2,32)	1:A:17:LEU:HD12	1:B:115:PHE:HB3	19	2.31
(2,32)	1:A:17:LEU:HD13	1:B:115:PHE:HB3	19	2.31
(2,30)	1:A:15:PHE:HB3	1:B:117:LEU:HD11	3	2.31
(2,30)	1:A:15:PHE:HB3	1:B:117:LEU:HD12	3	2.31
(2,30)	1:A:15:PHE:HB3	1:B:117:LEU:HD13	3	2.31
(2,28)	1:A:15:PHE:HB3	1:B:117:LEU:HD11	3	2.31
(2,28)	1:A:15:PHE:HB3	1:B:117:LEU:HD12	3	2.31
(2,28)	1:A:15:PHE:HB3	1:B:117:LEU:HD13	3	2.31
(2,26)	1:A:17:LEU:HD11	1:B:115:PHE:HB3	6	2.31
(2,26)	1:A:17:LEU:HD12	1:B:115:PHE:HB3	6	2.31
(2,26)	1:A:17:LEU:HD13	1:B:115:PHE:HB3	6	2.31
(2,26)	1:A:17:LEU:HD11	1:B:115:PHE:HB3	7	2.31
(2,26)	1:A:17:LEU:HD12	1:B:115:PHE:HB3	7	2.31
(2,26)	1:A:17:LEU:HD13	1:B:115:PHE:HB3	7	2.31
(2,26)	1:A:17:LEU:HD11	1:B:115:PHE:HB3	19	2.31
(2,26)	1:A:17:LEU:HD12	1:B:115:PHE:HB3	19	2.31
(2,26)	1:A:17:LEU:HD13	1:B:115:PHE:HB3	19	2.31
(2,225)	1:A:16:VAL:HA	1:B:117:LEU:HD21	4	2.31
(2,225)	1:A:16:VAL:HA	1:B:117:LEU:HD22	4	2.31
(2,225)	1:A:16:VAL:HA	1:B:117:LEU:HD23	4	2.31
(2,225)	1:A:16:VAL:HA	1:B:117:LEU:HD21	10	2.31
(2,225)	1:A:16:VAL:HA	1:B:117:LEU:HD22	10	2.31
(2,225)	1:A:16:VAL:HA	1:B:117:LEU:HD23	10	2.31
(2,225)	1:A:16:VAL:HA	1:B:117:LEU:HD21	18	2.31
(2,225)	1:A:16:VAL:HA	1:B:117:LEU:HD22	18	2.31
(2,225)	1:A:16:VAL:HA	1:B:117:LEU:HD23	18	2.31
(2,223)	1:A:17:LEU:HD21	1:B:116:VAL:HA	16	2.31
(2,223)	1:A:17:LEU:HD22	1:B:116:VAL:HA	16	2.31
(2,223)	1:A:17:LEU:HD23	1:B:116:VAL:HA	16	2.31
(2,32)	1:A:17:LEU:HD11	1:B:115:PHE:HB3	4	2.3
(2,32)	1:A:17:LEU:HD12	1:B:115:PHE:HB3	4	2.3
(2,32)	1:A:17:LEU:HD13	1:B:115:PHE:HB3	4	2.3
(2,32)	1:A:17:LEU:HD11	1:B:115:PHE:HB3	9	2.3
(2,32)	1:A:17:LEU:HD12	1:B:115:PHE:HB3	9	2.3
(2,32)	1:A:17:LEU:HD13	1:B:115:PHE:HB3	9	2.3
(2,26)	1:A:17:LEU:HD11	1:B:115:PHE:HB3	4	2.3

Continued on next page...

Continued from previous page...

Key	Atom-1	Atom-2	Model ID	Violation (Å)
(2,26)	1:A:17:LEU:HD12	1:B:115:PHE:HB3	4	2.3
(2,26)	1:A:17:LEU:HD13	1:B:115:PHE:HB3	4	2.3
(2,26)	1:A:17:LEU:HD11	1:B:115:PHE:HB3	9	2.3
(2,26)	1:A:17:LEU:HD12	1:B:115:PHE:HB3	9	2.3
(2,26)	1:A:17:LEU:HD13	1:B:115:PHE:HB3	9	2.3
(2,225)	1:A:16:VAL:HA	1:B:117:LEU:HD21	19	2.3
(2,225)	1:A:16:VAL:HA	1:B:117:LEU:HD22	19	2.3
(2,225)	1:A:16:VAL:HA	1:B:117:LEU:HD23	19	2.3
(2,223)	1:A:17:LEU:HD21	1:B:116:VAL:HA	8	2.3
(2,223)	1:A:17:LEU:HD22	1:B:116:VAL:HA	8	2.3
(2,223)	1:A:17:LEU:HD23	1:B:116:VAL:HA	8	2.3
(2,223)	1:A:17:LEU:HD21	1:B:116:VAL:HA	10	2.3
(2,223)	1:A:17:LEU:HD22	1:B:116:VAL:HA	10	2.3
(2,223)	1:A:17:LEU:HD23	1:B:116:VAL:HA	10	2.3
(2,223)	1:A:17:LEU:HD21	1:B:116:VAL:HA	20	2.3
(2,223)	1:A:17:LEU:HD22	1:B:116:VAL:HA	20	2.3
(2,223)	1:A:17:LEU:HD23	1:B:116:VAL:HA	20	2.3
(2,32)	1:A:17:LEU:HD11	1:B:115:PHE:HB3	5	2.29
(2,32)	1:A:17:LEU:HD12	1:B:115:PHE:HB3	5	2.29
(2,32)	1:A:17:LEU:HD13	1:B:115:PHE:HB3	5	2.29
(2,32)	1:A:17:LEU:HD11	1:B:115:PHE:HB3	10	2.29
(2,32)	1:A:17:LEU:HD12	1:B:115:PHE:HB3	10	2.29
(2,32)	1:A:17:LEU:HD13	1:B:115:PHE:HB3	10	2.29
(2,30)	1:A:15:PHE:HB3	1:B:117:LEU:HD11	1	2.29
(2,30)	1:A:15:PHE:HB3	1:B:117:LEU:HD12	1	2.29
(2,30)	1:A:15:PHE:HB3	1:B:117:LEU:HD13	1	2.29
(2,28)	1:A:15:PHE:HB3	1:B:117:LEU:HD11	1	2.29
(2,28)	1:A:15:PHE:HB3	1:B:117:LEU:HD12	1	2.29
(2,28)	1:A:15:PHE:HB3	1:B:117:LEU:HD13	1	2.29
(2,26)	1:A:17:LEU:HD11	1:B:115:PHE:HB3	5	2.29
(2,26)	1:A:17:LEU:HD12	1:B:115:PHE:HB3	5	2.29
(2,26)	1:A:17:LEU:HD13	1:B:115:PHE:HB3	5	2.29
(2,26)	1:A:17:LEU:HD11	1:B:115:PHE:HB3	10	2.29
(2,26)	1:A:17:LEU:HD12	1:B:115:PHE:HB3	10	2.29
(2,26)	1:A:17:LEU:HD13	1:B:115:PHE:HB3	10	2.29
(2,223)	1:A:17:LEU:HD21	1:B:116:VAL:HA	4	2.29
(2,223)	1:A:17:LEU:HD22	1:B:116:VAL:HA	4	2.29
(2,223)	1:A:17:LEU:HD23	1:B:116:VAL:HA	4	2.29
(2,225)	1:A:16:VAL:HA	1:B:117:LEU:HD21	5	2.28
(2,225)	1:A:16:VAL:HA	1:B:117:LEU:HD22	5	2.28
(2,225)	1:A:16:VAL:HA	1:B:117:LEU:HD23	5	2.28
(2,225)	1:A:16:VAL:HA	1:B:117:LEU:HD21	6	2.28

Continued on next page...

Continued from previous page...

Key	Atom-1	Atom-2	Model ID	Violation (Å)
(2,225)	1:A:16:VAL:HA	1:B:117:LEU:HD22	6	2.28
(2,225)	1:A:16:VAL:HA	1:B:117:LEU:HD23	6	2.28
(2,223)	1:A:17:LEU:HD21	1:B:116:VAL:HA	2	2.28
(2,223)	1:A:17:LEU:HD22	1:B:116:VAL:HA	2	2.28
(2,223)	1:A:17:LEU:HD23	1:B:116:VAL:HA	2	2.28
(2,223)	1:A:17:LEU:HD21	1:B:116:VAL:HA	3	2.28
(2,223)	1:A:17:LEU:HD22	1:B:116:VAL:HA	3	2.28
(2,223)	1:A:17:LEU:HD23	1:B:116:VAL:HA	3	2.28
(2,223)	1:A:17:LEU:HD21	1:B:116:VAL:HA	12	2.28
(2,223)	1:A:17:LEU:HD22	1:B:116:VAL:HA	12	2.28
(2,223)	1:A:17:LEU:HD23	1:B:116:VAL:HA	12	2.28
(2,223)	1:A:17:LEU:HD21	1:B:116:VAL:HA	14	2.28
(2,223)	1:A:17:LEU:HD22	1:B:116:VAL:HA	14	2.28
(2,223)	1:A:17:LEU:HD23	1:B:116:VAL:HA	14	2.28
(2,223)	1:A:17:LEU:HD21	1:B:116:VAL:HA	15	2.28
(2,223)	1:A:17:LEU:HD22	1:B:116:VAL:HA	15	2.28
(2,223)	1:A:17:LEU:HD23	1:B:116:VAL:HA	15	2.28
(2,22)	1:A:15:PHE:HB3	1:B:117:LEU:HD21	17	2.28
(2,22)	1:A:15:PHE:HB3	1:B:117:LEU:HD22	17	2.28
(2,22)	1:A:15:PHE:HB3	1:B:117:LEU:HD23	17	2.28
(2,20)	1:A:15:PHE:HB3	1:B:117:LEU:HD21	17	2.28
(2,20)	1:A:15:PHE:HB3	1:B:117:LEU:HD22	17	2.28
(2,20)	1:A:15:PHE:HB3	1:B:117:LEU:HD23	17	2.28
(2,5)	1:A:15:PHE:HB2	1:A:17:LEU:HD21	11	2.27
(2,5)	1:A:15:PHE:HB2	1:A:17:LEU:HD22	11	2.27
(2,5)	1:A:15:PHE:HB2	1:A:17:LEU:HD23	11	2.27
(2,30)	1:A:15:PHE:HB3	1:B:117:LEU:HD11	4	2.27
(2,30)	1:A:15:PHE:HB3	1:B:117:LEU:HD12	4	2.27
(2,30)	1:A:15:PHE:HB3	1:B:117:LEU:HD13	4	2.27
(2,30)	1:A:15:PHE:HB3	1:B:117:LEU:HD11	8	2.27
(2,30)	1:A:15:PHE:HB3	1:B:117:LEU:HD12	8	2.27
(2,30)	1:A:15:PHE:HB3	1:B:117:LEU:HD13	8	2.27
(2,30)	1:A:15:PHE:HB3	1:B:117:LEU:HD11	9	2.27
(2,30)	1:A:15:PHE:HB3	1:B:117:LEU:HD12	9	2.27
(2,30)	1:A:15:PHE:HB3	1:B:117:LEU:HD13	9	2.27
(2,30)	1:A:15:PHE:HB3	1:B:117:LEU:HD11	10	2.27
(2,30)	1:A:15:PHE:HB3	1:B:117:LEU:HD12	10	2.27
(2,30)	1:A:15:PHE:HB3	1:B:117:LEU:HD13	10	2.27
(2,28)	1:A:15:PHE:HB3	1:B:117:LEU:HD11	4	2.27
(2,28)	1:A:15:PHE:HB3	1:B:117:LEU:HD12	4	2.27
(2,28)	1:A:15:PHE:HB3	1:B:117:LEU:HD13	4	2.27
(2,28)	1:A:15:PHE:HB3	1:B:117:LEU:HD11	8	2.27

Continued on next page...

Continued from previous page...

Key	Atom-1	Atom-2	Model ID	Violation (Å)
(2,28)	1:A:15:PHE:HB3	1:B:117:LEU:HD12	8	2.27
(2,28)	1:A:15:PHE:HB3	1:B:117:LEU:HD13	8	2.27
(2,28)	1:A:15:PHE:HB3	1:B:117:LEU:HD11	9	2.27
(2,28)	1:A:15:PHE:HB3	1:B:117:LEU:HD12	9	2.27
(2,28)	1:A:15:PHE:HB3	1:B:117:LEU:HD13	9	2.27
(2,28)	1:A:15:PHE:HB3	1:B:117:LEU:HD11	10	2.27
(2,28)	1:A:15:PHE:HB3	1:B:117:LEU:HD12	10	2.27
(2,28)	1:A:15:PHE:HB3	1:B:117:LEU:HD13	10	2.27
(2,223)	1:A:17:LEU:HD21	1:B:116:VAL:HA	1	2.27
(2,223)	1:A:17:LEU:HD22	1:B:116:VAL:HA	1	2.27
(2,223)	1:A:17:LEU:HD23	1:B:116:VAL:HA	1	2.27
(2,32)	1:A:17:LEU:HD11	1:B:115:PHE:HB3	20	2.26
(2,32)	1:A:17:LEU:HD12	1:B:115:PHE:HB3	20	2.26
(2,32)	1:A:17:LEU:HD13	1:B:115:PHE:HB3	20	2.26
(2,30)	1:A:15:PHE:HB3	1:B:117:LEU:HD11	14	2.26
(2,30)	1:A:15:PHE:HB3	1:B:117:LEU:HD12	14	2.26
(2,30)	1:A:15:PHE:HB3	1:B:117:LEU:HD13	14	2.26
(2,28)	1:A:15:PHE:HB3	1:B:117:LEU:HD11	14	2.26
(2,28)	1:A:15:PHE:HB3	1:B:117:LEU:HD12	14	2.26
(2,28)	1:A:15:PHE:HB3	1:B:117:LEU:HD13	14	2.26
(2,26)	1:A:17:LEU:HD11	1:B:115:PHE:HB3	20	2.26
(2,26)	1:A:17:LEU:HD12	1:B:115:PHE:HB3	20	2.26
(2,26)	1:A:17:LEU:HD13	1:B:115:PHE:HB3	20	2.26
(2,30)	1:A:15:PHE:HB3	1:B:117:LEU:HD11	7	2.25
(2,30)	1:A:15:PHE:HB3	1:B:117:LEU:HD12	7	2.25
(2,30)	1:A:15:PHE:HB3	1:B:117:LEU:HD13	7	2.25
(2,30)	1:A:15:PHE:HB3	1:B:117:LEU:HD11	17	2.25
(2,30)	1:A:15:PHE:HB3	1:B:117:LEU:HD12	17	2.25
(2,30)	1:A:15:PHE:HB3	1:B:117:LEU:HD13	17	2.25
(2,28)	1:A:15:PHE:HB3	1:B:117:LEU:HD11	7	2.25
(2,28)	1:A:15:PHE:HB3	1:B:117:LEU:HD12	7	2.25
(2,28)	1:A:15:PHE:HB3	1:B:117:LEU:HD13	7	2.25
(2,28)	1:A:15:PHE:HB3	1:B:117:LEU:HD11	17	2.25
(2,28)	1:A:15:PHE:HB3	1:B:117:LEU:HD12	17	2.25
(2,28)	1:A:15:PHE:HB3	1:B:117:LEU:HD13	17	2.25
(2,3)	1:B:115:PHE:HB2	1:B:117:LEU:HD21	14	2.23
(2,3)	1:B:115:PHE:HB2	1:B:117:LEU:HD22	14	2.23
(2,3)	1:B:115:PHE:HB2	1:B:117:LEU:HD23	14	2.23
(2,46)	1:A:15:PHE:HB3	1:B:117:LEU:HB3	18	2.22
(2,44)	1:A:15:PHE:HB3	1:B:117:LEU:HB3	18	2.22
(2,3)	1:B:115:PHE:HB2	1:B:117:LEU:HD21	20	2.22
(2,3)	1:B:115:PHE:HB2	1:B:117:LEU:HD22	20	2.22

Continued on next page...

Continued from previous page...

Key	Atom-1	Atom-2	Model ID	Violation (Å)
(2,3)	1:B:115:PHE:HB2	1:B:117:LEU:HD23	20	2.22
(2,48)	1:A:17:LEU:HB3	1:B:115:PHE:HB3	20	2.21
(2,46)	1:A:15:PHE:HB3	1:B:117:LEU:HB3	11	2.21
(2,46)	1:A:15:PHE:HB3	1:B:117:LEU:HB3	17	2.21
(2,44)	1:A:15:PHE:HB3	1:B:117:LEU:HB3	11	2.21
(2,44)	1:A:15:PHE:HB3	1:B:117:LEU:HB3	17	2.21
(2,42)	1:A:17:LEU:HB3	1:B:115:PHE:HB3	20	2.21
(2,30)	1:A:15:PHE:HB3	1:B:117:LEU:HD11	13	2.21
(2,30)	1:A:15:PHE:HB3	1:B:117:LEU:HD12	13	2.21
(2,30)	1:A:15:PHE:HB3	1:B:117:LEU:HD13	13	2.21
(2,30)	1:A:15:PHE:HB3	1:B:117:LEU:HD11	20	2.21
(2,30)	1:A:15:PHE:HB3	1:B:117:LEU:HD12	20	2.21
(2,30)	1:A:15:PHE:HB3	1:B:117:LEU:HD13	20	2.21
(2,3)	1:B:115:PHE:HB2	1:B:117:LEU:HD21	13	2.21
(2,3)	1:B:115:PHE:HB2	1:B:117:LEU:HD22	13	2.21
(2,3)	1:B:115:PHE:HB2	1:B:117:LEU:HD23	13	2.21
(2,28)	1:A:15:PHE:HB3	1:B:117:LEU:HD11	13	2.21
(2,28)	1:A:15:PHE:HB3	1:B:117:LEU:HD12	13	2.21
(2,28)	1:A:15:PHE:HB3	1:B:117:LEU:HD13	13	2.21
(2,28)	1:A:15:PHE:HB3	1:B:117:LEU:HD11	20	2.21
(2,28)	1:A:15:PHE:HB3	1:B:117:LEU:HD12	20	2.21
(2,28)	1:A:15:PHE:HB3	1:B:117:LEU:HD13	20	2.21
(2,1)	1:A:15:PHE:HB2	1:A:17:LEU:HD21	5	2.21
(2,1)	1:A:15:PHE:HB2	1:A:17:LEU:HD22	5	2.21
(2,1)	1:A:15:PHE:HB2	1:A:17:LEU:HD23	5	2.21
(2,32)	1:A:17:LEU:HD11	1:B:115:PHE:HB3	11	2.2
(2,32)	1:A:17:LEU:HD12	1:B:115:PHE:HB3	11	2.2
(2,32)	1:A:17:LEU:HD13	1:B:115:PHE:HB3	11	2.2
(2,3)	1:B:115:PHE:HB2	1:B:117:LEU:HD21	1	2.2
(2,3)	1:B:115:PHE:HB2	1:B:117:LEU:HD22	1	2.2
(2,3)	1:B:115:PHE:HB2	1:B:117:LEU:HD23	1	2.2
(2,3)	1:B:115:PHE:HB2	1:B:117:LEU:HD21	3	2.2
(2,3)	1:B:115:PHE:HB2	1:B:117:LEU:HD22	3	2.2
(2,3)	1:B:115:PHE:HB2	1:B:117:LEU:HD23	3	2.2
(2,3)	1:B:115:PHE:HB2	1:B:117:LEU:HD21	8	2.2
(2,3)	1:B:115:PHE:HB2	1:B:117:LEU:HD22	8	2.2
(2,3)	1:B:115:PHE:HB2	1:B:117:LEU:HD23	8	2.2
(2,3)	1:B:115:PHE:HB2	1:B:117:LEU:HD21	12	2.2
(2,3)	1:B:115:PHE:HB2	1:B:117:LEU:HD22	12	2.2
(2,3)	1:B:115:PHE:HB2	1:B:117:LEU:HD23	12	2.2
(2,26)	1:A:17:LEU:HD11	1:B:115:PHE:HB3	11	2.2
(2,26)	1:A:17:LEU:HD12	1:B:115:PHE:HB3	11	2.2

Continued on next page...

Continued from previous page...

Key	Atom-1	Atom-2	Model ID	Violation (Å)
(2,26)	1:A:17:LEU:HD13	1:B:115:PHE:HB3	11	2.2
(2,1)	1:A:15:PHE:HB2	1:A:17:LEU:HD21	6	2.2
(2,1)	1:A:15:PHE:HB2	1:A:17:LEU:HD22	6	2.2
(2,1)	1:A:15:PHE:HB2	1:A:17:LEU:HD23	6	2.2
(2,48)	1:A:17:LEU:HB3	1:B:115:PHE:HB3	11	2.19
(2,48)	1:A:17:LEU:HB3	1:B:115:PHE:HB3	18	2.19
(2,46)	1:A:15:PHE:HB3	1:B:117:LEU:HB3	9	2.19
(2,44)	1:A:15:PHE:HB3	1:B:117:LEU:HB3	9	2.19
(2,42)	1:A:17:LEU:HB3	1:B:115:PHE:HB3	11	2.19
(2,42)	1:A:17:LEU:HB3	1:B:115:PHE:HB3	18	2.19
(2,3)	1:B:115:PHE:HB2	1:B:117:LEU:HD21	2	2.19
(2,3)	1:B:115:PHE:HB2	1:B:117:LEU:HD22	2	2.19
(2,3)	1:B:115:PHE:HB2	1:B:117:LEU:HD23	2	2.19
(2,3)	1:B:115:PHE:HB2	1:B:117:LEU:HD21	15	2.19
(2,3)	1:B:115:PHE:HB2	1:B:117:LEU:HD22	15	2.19
(2,3)	1:B:115:PHE:HB2	1:B:117:LEU:HD23	15	2.19
(2,1)	1:A:15:PHE:HB2	1:A:17:LEU:HD21	19	2.19
(2,1)	1:A:15:PHE:HB2	1:A:17:LEU:HD22	19	2.19
(2,1)	1:A:15:PHE:HB2	1:A:17:LEU:HD23	19	2.19
(2,48)	1:A:17:LEU:HB3	1:B:115:PHE:HB3	7	2.18
(2,48)	1:A:17:LEU:HB3	1:B:115:PHE:HB3	14	2.18
(2,48)	1:A:17:LEU:HB3	1:B:115:PHE:HB3	17	2.18
(2,46)	1:A:15:PHE:HB3	1:B:117:LEU:HB3	20	2.18
(2,44)	1:A:15:PHE:HB3	1:B:117:LEU:HB3	20	2.18
(2,42)	1:A:17:LEU:HB3	1:B:115:PHE:HB3	7	2.18
(2,42)	1:A:17:LEU:HB3	1:B:115:PHE:HB3	14	2.18
(2,42)	1:A:17:LEU:HB3	1:B:115:PHE:HB3	17	2.18
(2,3)	1:B:115:PHE:HB2	1:B:117:LEU:HD21	7	2.18
(2,3)	1:B:115:PHE:HB2	1:B:117:LEU:HD22	7	2.18
(2,3)	1:B:115:PHE:HB2	1:B:117:LEU:HD23	7	2.18
(2,3)	1:B:115:PHE:HB2	1:B:117:LEU:HD21	16	2.18
(2,3)	1:B:115:PHE:HB2	1:B:117:LEU:HD22	16	2.18
(2,3)	1:B:115:PHE:HB2	1:B:117:LEU:HD23	16	2.18
(2,1)	1:A:15:PHE:HB2	1:A:17:LEU:HD21	9	2.18
(2,1)	1:A:15:PHE:HB2	1:A:17:LEU:HD22	9	2.18
(2,1)	1:A:15:PHE:HB2	1:A:17:LEU:HD23	9	2.18
(2,48)	1:A:17:LEU:HB3	1:B:115:PHE:HB3	8	2.17
(2,48)	1:A:17:LEU:HB3	1:B:115:PHE:HB3	13	2.17
(2,48)	1:A:17:LEU:HB3	1:B:115:PHE:HB3	16	2.17
(2,46)	1:A:15:PHE:HB3	1:B:117:LEU:HB3	13	2.17
(2,46)	1:A:15:PHE:HB3	1:B:117:LEU:HB3	19	2.17
(2,44)	1:A:15:PHE:HB3	1:B:117:LEU:HB3	13	2.17

Continued on next page...

Continued from previous page...

Key	Atom-1	Atom-2	Model ID	Violation (Å)
(2,44)	1:A:15:PHE:HB3	1:B:117:LEU:HB3	19	2.17
(2,42)	1:A:17:LEU:HB3	1:B:115:PHE:HB3	8	2.17
(2,42)	1:A:17:LEU:HB3	1:B:115:PHE:HB3	13	2.17
(2,42)	1:A:17:LEU:HB3	1:B:115:PHE:HB3	16	2.17
(2,48)	1:A:17:LEU:HB3	1:B:115:PHE:HB3	2	2.16
(2,48)	1:A:17:LEU:HB3	1:B:115:PHE:HB3	3	2.16
(2,48)	1:A:17:LEU:HB3	1:B:115:PHE:HB3	12	2.16
(2,48)	1:A:17:LEU:HB3	1:B:115:PHE:HB3	15	2.16
(2,48)	1:A:17:LEU:HB3	1:B:115:PHE:HB3	19	2.16
(2,46)	1:A:15:PHE:HB3	1:B:117:LEU:HB3	1	2.16
(2,46)	1:A:15:PHE:HB3	1:B:117:LEU:HB3	5	2.16
(2,46)	1:A:15:PHE:HB3	1:B:117:LEU:HB3	6	2.16
(2,46)	1:A:15:PHE:HB3	1:B:117:LEU:HB3	7	2.16
(2,46)	1:A:15:PHE:HB3	1:B:117:LEU:HB3	14	2.16
(2,44)	1:A:15:PHE:HB3	1:B:117:LEU:HB3	1	2.16
(2,44)	1:A:15:PHE:HB3	1:B:117:LEU:HB3	5	2.16
(2,44)	1:A:15:PHE:HB3	1:B:117:LEU:HB3	6	2.16
(2,44)	1:A:15:PHE:HB3	1:B:117:LEU:HB3	7	2.16
(2,44)	1:A:15:PHE:HB3	1:B:117:LEU:HB3	14	2.16
(2,42)	1:A:17:LEU:HB3	1:B:115:PHE:HB3	2	2.16
(2,42)	1:A:17:LEU:HB3	1:B:115:PHE:HB3	3	2.16
(2,42)	1:A:17:LEU:HB3	1:B:115:PHE:HB3	12	2.16
(2,42)	1:A:17:LEU:HB3	1:B:115:PHE:HB3	15	2.16
(2,42)	1:A:17:LEU:HB3	1:B:115:PHE:HB3	19	2.16
(2,48)	1:A:17:LEU:HB3	1:B:115:PHE:HB3	1	2.15
(2,48)	1:A:17:LEU:HB3	1:B:115:PHE:HB3	9	2.15
(2,48)	1:A:17:LEU:HB3	1:B:115:PHE:HB3	10	2.15
(2,46)	1:A:15:PHE:HB3	1:B:117:LEU:HB3	4	2.15
(2,46)	1:A:15:PHE:HB3	1:B:117:LEU:HB3	10	2.15
(2,46)	1:A:15:PHE:HB3	1:B:117:LEU:HB3	12	2.15
(2,46)	1:A:15:PHE:HB3	1:B:117:LEU:HB3	16	2.15
(2,44)	1:A:15:PHE:HB3	1:B:117:LEU:HB3	4	2.15
(2,44)	1:A:15:PHE:HB3	1:B:117:LEU:HB3	10	2.15
(2,44)	1:A:15:PHE:HB3	1:B:117:LEU:HB3	12	2.15
(2,44)	1:A:15:PHE:HB3	1:B:117:LEU:HB3	16	2.15
(2,42)	1:A:17:LEU:HB3	1:B:115:PHE:HB3	1	2.15
(2,42)	1:A:17:LEU:HB3	1:B:115:PHE:HB3	9	2.15
(2,42)	1:A:17:LEU:HB3	1:B:115:PHE:HB3	10	2.15
(2,30)	1:A:15:PHE:HB3	1:B:117:LEU:HD11	11	2.15
(2,30)	1:A:15:PHE:HB3	1:B:117:LEU:HD12	11	2.15
(2,30)	1:A:15:PHE:HB3	1:B:117:LEU:HD13	11	2.15
(2,28)	1:A:15:PHE:HB3	1:B:117:LEU:HD11	11	2.15

Continued on next page...

Continued from previous page...

Key	Atom-1	Atom-2	Model ID	Violation (Å)
(2,28)	1:A:15:PHE:HB3	1:B:117:LEU:HD12	11	2.15
(2,28)	1:A:15:PHE:HB3	1:B:117:LEU:HD13	11	2.15
(2,48)	1:A:17:LEU:HB3	1:B:115:PHE:HB3	4	2.14
(2,48)	1:A:17:LEU:HB3	1:B:115:PHE:HB3	5	2.14
(2,48)	1:A:17:LEU:HB3	1:B:115:PHE:HB3	6	2.14
(2,46)	1:A:15:PHE:HB3	1:B:117:LEU:HB3	2	2.14
(2,46)	1:A:15:PHE:HB3	1:B:117:LEU:HB3	8	2.14
(2,46)	1:A:15:PHE:HB3	1:B:117:LEU:HB3	15	2.14
(2,44)	1:A:15:PHE:HB3	1:B:117:LEU:HB3	2	2.14
(2,44)	1:A:15:PHE:HB3	1:B:117:LEU:HB3	8	2.14
(2,44)	1:A:15:PHE:HB3	1:B:117:LEU:HB3	15	2.14
(2,42)	1:A:17:LEU:HB3	1:B:115:PHE:HB3	4	2.14
(2,42)	1:A:17:LEU:HB3	1:B:115:PHE:HB3	5	2.14
(2,42)	1:A:17:LEU:HB3	1:B:115:PHE:HB3	6	2.14
(2,30)	1:A:15:PHE:HB3	1:B:117:LEU:HD11	18	2.14
(2,30)	1:A:15:PHE:HB3	1:B:117:LEU:HD12	18	2.14
(2,30)	1:A:15:PHE:HB3	1:B:117:LEU:HD13	18	2.14
(2,28)	1:A:15:PHE:HB3	1:B:117:LEU:HD11	18	2.14
(2,28)	1:A:15:PHE:HB3	1:B:117:LEU:HD12	18	2.14
(2,28)	1:A:15:PHE:HB3	1:B:117:LEU:HD13	18	2.14
(2,46)	1:A:15:PHE:HB3	1:B:117:LEU:HB3	3	2.13
(2,44)	1:A:15:PHE:HB3	1:B:117:LEU:HB3	3	2.13
(2,32)	1:A:17:LEU:HD11	1:B:115:PHE:HB3	18	2.12
(2,32)	1:A:17:LEU:HD12	1:B:115:PHE:HB3	18	2.12
(2,32)	1:A:17:LEU:HD13	1:B:115:PHE:HB3	18	2.12
(2,26)	1:A:17:LEU:HD11	1:B:115:PHE:HB3	18	2.12
(2,26)	1:A:17:LEU:HD12	1:B:115:PHE:HB3	18	2.12
(2,26)	1:A:17:LEU:HD13	1:B:115:PHE:HB3	18	2.12
(2,1)	1:A:15:PHE:HB2	1:A:17:LEU:HD21	17	2.12
(2,1)	1:A:15:PHE:HB2	1:A:17:LEU:HD22	17	2.12
(2,1)	1:A:15:PHE:HB2	1:A:17:LEU:HD23	17	2.12
(2,1)	1:A:15:PHE:HB2	1:A:17:LEU:HD21	11	2.08
(2,1)	1:A:15:PHE:HB2	1:A:17:LEU:HD22	11	2.08
(2,1)	1:A:15:PHE:HB2	1:A:17:LEU:HD23	11	2.08
(2,56)	1:A:15:PHE:HD1	1:B:117:LEU:HB3	1	1.99
(2,56)	1:A:15:PHE:HD2	1:B:117:LEU:HB3	1	1.99
(2,56)	1:A:15:PHE:HD1	1:B:117:LEU:HB3	2	1.99
(2,56)	1:A:15:PHE:HD2	1:B:117:LEU:HB3	2	1.99
(2,56)	1:A:15:PHE:HD1	1:B:117:LEU:HB3	3	1.99
(2,56)	1:A:15:PHE:HD2	1:B:117:LEU:HB3	3	1.99
(2,56)	1:A:15:PHE:HD1	1:B:117:LEU:HB3	4	1.99
(2,56)	1:A:15:PHE:HD2	1:B:117:LEU:HB3	4	1.99

Continued on next page...

Continued from previous page...

Key	Atom-1	Atom-2	Model ID	Violation (Å)
(2,56)	1:A:15:PHE:HD1	1:B:117:LEU:HB3	7	1.99
(2,56)	1:A:15:PHE:HD2	1:B:117:LEU:HB3	7	1.99
(2,56)	1:A:15:PHE:HD1	1:B:117:LEU:HB3	8	1.99
(2,56)	1:A:15:PHE:HD2	1:B:117:LEU:HB3	8	1.99
(2,56)	1:A:15:PHE:HD1	1:B:117:LEU:HB3	9	1.99
(2,56)	1:A:15:PHE:HD2	1:B:117:LEU:HB3	9	1.99
(2,56)	1:A:15:PHE:HD1	1:B:117:LEU:HB3	10	1.99
(2,56)	1:A:15:PHE:HD2	1:B:117:LEU:HB3	10	1.99
(2,56)	1:A:15:PHE:HD1	1:B:117:LEU:HB3	11	1.99
(2,56)	1:A:15:PHE:HD2	1:B:117:LEU:HB3	11	1.99
(2,56)	1:A:15:PHE:HD1	1:B:117:LEU:HB3	12	1.99
(2,56)	1:A:15:PHE:HD2	1:B:117:LEU:HB3	12	1.99
(2,56)	1:A:15:PHE:HD1	1:B:117:LEU:HB3	13	1.99
(2,56)	1:A:15:PHE:HD2	1:B:117:LEU:HB3	13	1.99
(2,56)	1:A:15:PHE:HD1	1:B:117:LEU:HB3	18	1.99
(2,56)	1:A:15:PHE:HD2	1:B:117:LEU:HB3	18	1.99
(2,56)	1:A:15:PHE:HD1	1:B:117:LEU:HB3	20	1.99
(2,56)	1:A:15:PHE:HD2	1:B:117:LEU:HB3	20	1.99
(2,54)	1:A:17:LEU:HB3	1:B:115:PHE:HD1	2	1.99
(2,54)	1:A:17:LEU:HB3	1:B:115:PHE:HD2	2	1.99
(2,54)	1:A:17:LEU:HB3	1:B:115:PHE:HD1	4	1.99
(2,54)	1:A:17:LEU:HB3	1:B:115:PHE:HD2	4	1.99
(2,54)	1:A:17:LEU:HB3	1:B:115:PHE:HD1	5	1.99
(2,54)	1:A:17:LEU:HB3	1:B:115:PHE:HD2	5	1.99
(2,54)	1:A:17:LEU:HB3	1:B:115:PHE:HD1	7	1.99
(2,54)	1:A:17:LEU:HB3	1:B:115:PHE:HD2	7	1.99
(2,54)	1:A:17:LEU:HB3	1:B:115:PHE:HD1	10	1.99
(2,54)	1:A:17:LEU:HB3	1:B:115:PHE:HD2	10	1.99
(2,54)	1:A:17:LEU:HB3	1:B:115:PHE:HD1	11	1.99
(2,54)	1:A:17:LEU:HB3	1:B:115:PHE:HD2	11	1.99
(2,54)	1:A:17:LEU:HB3	1:B:115:PHE:HD1	18	1.99
(2,54)	1:A:17:LEU:HB3	1:B:115:PHE:HD2	18	1.99
(2,54)	1:A:17:LEU:HB3	1:B:115:PHE:HD1	19	1.99
(2,54)	1:A:17:LEU:HB3	1:B:115:PHE:HD2	19	1.99
(2,54)	1:A:17:LEU:HB3	1:B:115:PHE:HD1	20	1.99
(2,54)	1:A:17:LEU:HB3	1:B:115:PHE:HD2	20	1.99
(2,52)	1:A:17:LEU:HB3	1:B:115:PHE:HD1	2	1.99
(2,52)	1:A:17:LEU:HB3	1:B:115:PHE:HD2	2	1.99
(2,52)	1:A:17:LEU:HB3	1:B:115:PHE:HD1	4	1.99
(2,52)	1:A:17:LEU:HB3	1:B:115:PHE:HD2	4	1.99
(2,52)	1:A:17:LEU:HB3	1:B:115:PHE:HD1	5	1.99
(2,52)	1:A:17:LEU:HB3	1:B:115:PHE:HD2	5	1.99

Continued on next page...

Continued from previous page...

Key	Atom-1	Atom-2	Model ID	Violation (Å)
(2,52)	1:A:17:LEU:HB3	1:B:115:PHE:HD1	7	1.99
(2,52)	1:A:17:LEU:HB3	1:B:115:PHE:HD2	7	1.99
(2,52)	1:A:17:LEU:HB3	1:B:115:PHE:HD1	10	1.99
(2,52)	1:A:17:LEU:HB3	1:B:115:PHE:HD2	10	1.99
(2,52)	1:A:17:LEU:HB3	1:B:115:PHE:HD1	11	1.99
(2,52)	1:A:17:LEU:HB3	1:B:115:PHE:HD2	11	1.99
(2,52)	1:A:17:LEU:HB3	1:B:115:PHE:HD1	18	1.99
(2,52)	1:A:17:LEU:HB3	1:B:115:PHE:HD2	18	1.99
(2,52)	1:A:17:LEU:HB3	1:B:115:PHE:HD1	19	1.99
(2,52)	1:A:17:LEU:HB3	1:B:115:PHE:HD2	19	1.99
(2,52)	1:A:17:LEU:HB3	1:B:115:PHE:HD1	20	1.99
(2,52)	1:A:17:LEU:HB3	1:B:115:PHE:HD2	20	1.99
(2,50)	1:A:15:PHE:HD1	1:B:117:LEU:HB3	1	1.99
(2,50)	1:A:15:PHE:HD2	1:B:117:LEU:HB3	1	1.99
(2,50)	1:A:15:PHE:HD1	1:B:117:LEU:HB3	2	1.99
(2,50)	1:A:15:PHE:HD2	1:B:117:LEU:HB3	2	1.99
(2,50)	1:A:15:PHE:HD1	1:B:117:LEU:HB3	3	1.99
(2,50)	1:A:15:PHE:HD2	1:B:117:LEU:HB3	3	1.99
(2,50)	1:A:15:PHE:HD1	1:B:117:LEU:HB3	4	1.99
(2,50)	1:A:15:PHE:HD2	1:B:117:LEU:HB3	4	1.99
(2,50)	1:A:15:PHE:HD1	1:B:117:LEU:HB3	7	1.99
(2,50)	1:A:15:PHE:HD2	1:B:117:LEU:HB3	7	1.99
(2,50)	1:A:15:PHE:HD1	1:B:117:LEU:HB3	8	1.99
(2,50)	1:A:15:PHE:HD2	1:B:117:LEU:HB3	8	1.99
(2,50)	1:A:15:PHE:HD1	1:B:117:LEU:HB3	9	1.99
(2,50)	1:A:15:PHE:HD2	1:B:117:LEU:HB3	9	1.99
(2,50)	1:A:15:PHE:HD1	1:B:117:LEU:HB3	10	1.99
(2,50)	1:A:15:PHE:HD2	1:B:117:LEU:HB3	10	1.99
(2,50)	1:A:15:PHE:HD1	1:B:117:LEU:HB3	11	1.99
(2,50)	1:A:15:PHE:HD2	1:B:117:LEU:HB3	11	1.99
(2,50)	1:A:15:PHE:HD1	1:B:117:LEU:HB3	12	1.99
(2,50)	1:A:15:PHE:HD2	1:B:117:LEU:HB3	12	1.99
(2,50)	1:A:15:PHE:HD1	1:B:117:LEU:HB3	13	1.99
(2,50)	1:A:15:PHE:HD2	1:B:117:LEU:HB3	13	1.99
(2,50)	1:A:15:PHE:HD1	1:B:117:LEU:HB3	18	1.99
(2,50)	1:A:15:PHE:HD2	1:B:117:LEU:HB3	18	1.99
(2,50)	1:A:15:PHE:HD1	1:B:117:LEU:HB3	20	1.99
(2,50)	1:A:15:PHE:HD2	1:B:117:LEU:HB3	20	1.99
(2,56)	1:A:15:PHE:HD1	1:B:117:LEU:HB3	5	1.98
(2,56)	1:A:15:PHE:HD2	1:B:117:LEU:HB3	5	1.98
(2,56)	1:A:15:PHE:HD1	1:B:117:LEU:HB3	6	1.98
(2,56)	1:A:15:PHE:HD2	1:B:117:LEU:HB3	6	1.98

Continued on next page...

Continued from previous page...

Key	Atom-1	Atom-2	Model ID	Violation (Å)
(2,56)	1:A:15:PHE:HD1	1:B:117:LEU:HB3	14	1.98
(2,56)	1:A:15:PHE:HD2	1:B:117:LEU:HB3	14	1.98
(2,56)	1:A:15:PHE:HD1	1:B:117:LEU:HB3	15	1.98
(2,56)	1:A:15:PHE:HD2	1:B:117:LEU:HB3	15	1.98
(2,56)	1:A:15:PHE:HD1	1:B:117:LEU:HB3	16	1.98
(2,56)	1:A:15:PHE:HD2	1:B:117:LEU:HB3	16	1.98
(2,56)	1:A:15:PHE:HD1	1:B:117:LEU:HB3	17	1.98
(2,56)	1:A:15:PHE:HD2	1:B:117:LEU:HB3	17	1.98
(2,56)	1:A:15:PHE:HD1	1:B:117:LEU:HB3	19	1.98
(2,56)	1:A:15:PHE:HD2	1:B:117:LEU:HB3	19	1.98
(2,54)	1:A:17:LEU:HB3	1:B:115:PHE:HD1	1	1.98
(2,54)	1:A:17:LEU:HB3	1:B:115:PHE:HD2	1	1.98
(2,54)	1:A:17:LEU:HB3	1:B:115:PHE:HD1	3	1.98
(2,54)	1:A:17:LEU:HB3	1:B:115:PHE:HD2	3	1.98
(2,54)	1:A:17:LEU:HB3	1:B:115:PHE:HD1	6	1.98
(2,54)	1:A:17:LEU:HB3	1:B:115:PHE:HD2	6	1.98
(2,54)	1:A:17:LEU:HB3	1:B:115:PHE:HD1	8	1.98
(2,54)	1:A:17:LEU:HB3	1:B:115:PHE:HD2	8	1.98
(2,54)	1:A:17:LEU:HB3	1:B:115:PHE:HD1	9	1.98
(2,54)	1:A:17:LEU:HB3	1:B:115:PHE:HD2	9	1.98
(2,54)	1:A:17:LEU:HB3	1:B:115:PHE:HD1	12	1.98
(2,54)	1:A:17:LEU:HB3	1:B:115:PHE:HD2	12	1.98
(2,54)	1:A:17:LEU:HB3	1:B:115:PHE:HD1	13	1.98
(2,54)	1:A:17:LEU:HB3	1:B:115:PHE:HD2	13	1.98
(2,54)	1:A:17:LEU:HB3	1:B:115:PHE:HD1	14	1.98
(2,54)	1:A:17:LEU:HB3	1:B:115:PHE:HD2	14	1.98
(2,54)	1:A:17:LEU:HB3	1:B:115:PHE:HD1	15	1.98
(2,54)	1:A:17:LEU:HB3	1:B:115:PHE:HD2	15	1.98
(2,54)	1:A:17:LEU:HB3	1:B:115:PHE:HD1	16	1.98
(2,54)	1:A:17:LEU:HB3	1:B:115:PHE:HD2	16	1.98
(2,54)	1:A:17:LEU:HB3	1:B:115:PHE:HD1	17	1.98
(2,54)	1:A:17:LEU:HB3	1:B:115:PHE:HD2	17	1.98
(2,52)	1:A:17:LEU:HB3	1:B:115:PHE:HD1	1	1.98
(2,52)	1:A:17:LEU:HB3	1:B:115:PHE:HD2	1	1.98
(2,52)	1:A:17:LEU:HB3	1:B:115:PHE:HD1	3	1.98
(2,52)	1:A:17:LEU:HB3	1:B:115:PHE:HD2	3	1.98
(2,52)	1:A:17:LEU:HB3	1:B:115:PHE:HD1	6	1.98
(2,52)	1:A:17:LEU:HB3	1:B:115:PHE:HD2	6	1.98
(2,52)	1:A:17:LEU:HB3	1:B:115:PHE:HD1	8	1.98
(2,52)	1:A:17:LEU:HB3	1:B:115:PHE:HD2	8	1.98
(2,52)	1:A:17:LEU:HB3	1:B:115:PHE:HD1	9	1.98
(2,52)	1:A:17:LEU:HB3	1:B:115:PHE:HD2	9	1.98

Continued on next page...

Continued from previous page...

Key	Atom-1	Atom-2	Model ID	Violation (Å)
(2,52)	1:A:17:LEU:HB3	1:B:115:PHE:HD1	12	1.98
(2,52)	1:A:17:LEU:HB3	1:B:115:PHE:HD2	12	1.98
(2,52)	1:A:17:LEU:HB3	1:B:115:PHE:HD1	13	1.98
(2,52)	1:A:17:LEU:HB3	1:B:115:PHE:HD2	13	1.98
(2,52)	1:A:17:LEU:HB3	1:B:115:PHE:HD1	14	1.98
(2,52)	1:A:17:LEU:HB3	1:B:115:PHE:HD2	14	1.98
(2,52)	1:A:17:LEU:HB3	1:B:115:PHE:HD1	15	1.98
(2,52)	1:A:17:LEU:HB3	1:B:115:PHE:HD2	15	1.98
(2,52)	1:A:17:LEU:HB3	1:B:115:PHE:HD1	16	1.98
(2,52)	1:A:17:LEU:HB3	1:B:115:PHE:HD2	16	1.98
(2,52)	1:A:17:LEU:HB3	1:B:115:PHE:HD1	17	1.98
(2,52)	1:A:17:LEU:HB3	1:B:115:PHE:HD2	17	1.98
(2,50)	1:A:15:PHE:HD1	1:B:117:LEU:HB3	5	1.98
(2,50)	1:A:15:PHE:HD2	1:B:117:LEU:HB3	5	1.98
(2,50)	1:A:15:PHE:HD1	1:B:117:LEU:HB3	6	1.98
(2,50)	1:A:15:PHE:HD2	1:B:117:LEU:HB3	6	1.98
(2,50)	1:A:15:PHE:HD1	1:B:117:LEU:HB3	14	1.98
(2,50)	1:A:15:PHE:HD2	1:B:117:LEU:HB3	14	1.98
(2,50)	1:A:15:PHE:HD1	1:B:117:LEU:HB3	15	1.98
(2,50)	1:A:15:PHE:HD2	1:B:117:LEU:HB3	15	1.98
(2,50)	1:A:15:PHE:HD1	1:B:117:LEU:HB3	16	1.98
(2,50)	1:A:15:PHE:HD2	1:B:117:LEU:HB3	16	1.98
(2,50)	1:A:15:PHE:HD1	1:B:117:LEU:HB3	17	1.98
(2,50)	1:A:15:PHE:HD2	1:B:117:LEU:HB3	17	1.98
(2,50)	1:A:15:PHE:HD1	1:B:117:LEU:HB3	19	1.98
(2,50)	1:A:15:PHE:HD2	1:B:117:LEU:HB3	19	1.98
(2,23)	1:B:115:PHE:HB3	1:B:117:LEU:HD21	11	1.68
(2,23)	1:B:115:PHE:HB3	1:B:117:LEU:HD22	11	1.68
(2,23)	1:B:115:PHE:HB3	1:B:117:LEU:HD23	11	1.68
(2,19)	1:B:115:PHE:HB3	1:B:117:LEU:HD21	11	1.61
(2,19)	1:B:115:PHE:HB3	1:B:117:LEU:HD22	11	1.61
(2,19)	1:B:115:PHE:HB3	1:B:117:LEU:HD23	11	1.61
(2,21)	1:A:15:PHE:HB3	1:A:17:LEU:HD21	15	1.56
(2,21)	1:A:15:PHE:HB3	1:A:17:LEU:HD22	15	1.56
(2,21)	1:A:15:PHE:HB3	1:A:17:LEU:HD23	15	1.56
(2,23)	1:B:115:PHE:HB3	1:B:117:LEU:HD21	6	1.55
(2,23)	1:B:115:PHE:HB3	1:B:117:LEU:HD22	6	1.55
(2,23)	1:B:115:PHE:HB3	1:B:117:LEU:HD23	6	1.55
(2,23)	1:B:115:PHE:HB3	1:B:117:LEU:HD21	17	1.55
(2,23)	1:B:115:PHE:HB3	1:B:117:LEU:HD22	17	1.55
(2,23)	1:B:115:PHE:HB3	1:B:117:LEU:HD23	17	1.55
(2,21)	1:A:15:PHE:HB3	1:A:17:LEU:HD21	2	1.55

Continued on next page...

Continued from previous page...

Key	Atom-1	Atom-2	Model ID	Violation (Å)
(2,21)	1:A:15:PHE:HB3	1:A:17:LEU:HD22	2	1.55
(2,21)	1:A:15:PHE:HB3	1:A:17:LEU:HD23	2	1.55
(2,21)	1:A:15:PHE:HB3	1:A:17:LEU:HD21	3	1.55
(2,21)	1:A:15:PHE:HB3	1:A:17:LEU:HD22	3	1.55
(2,21)	1:A:15:PHE:HB3	1:A:17:LEU:HD23	3	1.55
(2,21)	1:A:15:PHE:HB3	1:A:17:LEU:HD21	12	1.55
(2,21)	1:A:15:PHE:HB3	1:A:17:LEU:HD22	12	1.55
(2,21)	1:A:15:PHE:HB3	1:A:17:LEU:HD23	12	1.55
(2,21)	1:A:15:PHE:HB3	1:A:17:LEU:HD21	20	1.54
(2,21)	1:A:15:PHE:HB3	1:A:17:LEU:HD22	20	1.54
(2,21)	1:A:15:PHE:HB3	1:A:17:LEU:HD23	20	1.54
(2,23)	1:B:115:PHE:HB3	1:B:117:LEU:HD21	5	1.53
(2,23)	1:B:115:PHE:HB3	1:B:117:LEU:HD22	5	1.53
(2,23)	1:B:115:PHE:HB3	1:B:117:LEU:HD23	5	1.53
(2,23)	1:B:115:PHE:HB3	1:B:117:LEU:HD21	19	1.53
(2,23)	1:B:115:PHE:HB3	1:B:117:LEU:HD22	19	1.53
(2,23)	1:B:115:PHE:HB3	1:B:117:LEU:HD23	19	1.53
(2,21)	1:A:15:PHE:HB3	1:A:17:LEU:HD21	1	1.53
(2,21)	1:A:15:PHE:HB3	1:A:17:LEU:HD22	1	1.53
(2,21)	1:A:15:PHE:HB3	1:A:17:LEU:HD23	1	1.53
(2,21)	1:A:15:PHE:HB3	1:A:17:LEU:HD21	16	1.53
(2,21)	1:A:15:PHE:HB3	1:A:17:LEU:HD22	16	1.53
(2,21)	1:A:15:PHE:HB3	1:A:17:LEU:HD23	16	1.53
(2,21)	1:A:15:PHE:HB3	1:A:17:LEU:HD21	8	1.52
(2,21)	1:A:15:PHE:HB3	1:A:17:LEU:HD22	8	1.52
(2,21)	1:A:15:PHE:HB3	1:A:17:LEU:HD23	8	1.52
(2,21)	1:A:15:PHE:HB3	1:A:17:LEU:HD21	18	1.52
(2,21)	1:A:15:PHE:HB3	1:A:17:LEU:HD22	18	1.52
(2,21)	1:A:15:PHE:HB3	1:A:17:LEU:HD23	18	1.52
(2,84)	1:A:15:PHE:H	1:B:119:ARG:HB3	18	1.51
(2,23)	1:B:115:PHE:HB3	1:B:117:LEU:HD21	9	1.5
(2,23)	1:B:115:PHE:HB3	1:B:117:LEU:HD22	9	1.5
(2,23)	1:B:115:PHE:HB3	1:B:117:LEU:HD23	9	1.5
(2,21)	1:A:15:PHE:HB3	1:A:17:LEU:HD21	14	1.5
(2,21)	1:A:15:PHE:HB3	1:A:17:LEU:HD22	14	1.5
(2,21)	1:A:15:PHE:HB3	1:A:17:LEU:HD23	14	1.5
(2,23)	1:B:115:PHE:HB3	1:B:117:LEU:HD21	4	1.49
(2,23)	1:B:115:PHE:HB3	1:B:117:LEU:HD22	4	1.49
(2,23)	1:B:115:PHE:HB3	1:B:117:LEU:HD23	4	1.49
(2,23)	1:B:115:PHE:HB3	1:B:117:LEU:HD21	10	1.49
(2,23)	1:B:115:PHE:HB3	1:B:117:LEU:HD22	10	1.49
(2,23)	1:B:115:PHE:HB3	1:B:117:LEU:HD23	10	1.49

Continued on next page...

Continued from previous page...

Key	Atom-1	Atom-2	Model ID	Violation (Å)
(2,17)	1:A:15:PHE:HB3	1:A:17:LEU:HD21	15	1.49
(2,17)	1:A:15:PHE:HB3	1:A:17:LEU:HD22	15	1.49
(2,17)	1:A:15:PHE:HB3	1:A:17:LEU:HD23	15	1.49
(2,85)	1:A:19:ARG:HB3	1:B:115:PHE:H	11	1.48
(2,85)	1:A:19:ARG:HB3	1:B:115:PHE:H	18	1.48
(2,85)	1:A:19:ARG:HB3	1:B:115:PHE:H	20	1.48
(2,21)	1:A:15:PHE:HB3	1:A:17:LEU:HD21	4	1.48
(2,21)	1:A:15:PHE:HB3	1:A:17:LEU:HD22	4	1.48
(2,21)	1:A:15:PHE:HB3	1:A:17:LEU:HD23	4	1.48
(2,21)	1:A:15:PHE:HB3	1:A:17:LEU:HD21	10	1.48
(2,21)	1:A:15:PHE:HB3	1:A:17:LEU:HD22	10	1.48
(2,21)	1:A:15:PHE:HB3	1:A:17:LEU:HD23	10	1.48
(2,21)	1:A:15:PHE:HB3	1:A:17:LEU:HD21	13	1.48
(2,21)	1:A:15:PHE:HB3	1:A:17:LEU:HD22	13	1.48
(2,21)	1:A:15:PHE:HB3	1:A:17:LEU:HD23	13	1.48
(2,19)	1:B:115:PHE:HB3	1:B:117:LEU:HD21	6	1.48
(2,19)	1:B:115:PHE:HB3	1:B:117:LEU:HD22	6	1.48
(2,19)	1:B:115:PHE:HB3	1:B:117:LEU:HD23	6	1.48
(2,19)	1:B:115:PHE:HB3	1:B:117:LEU:HD21	17	1.48
(2,19)	1:B:115:PHE:HB3	1:B:117:LEU:HD22	17	1.48
(2,19)	1:B:115:PHE:HB3	1:B:117:LEU:HD23	17	1.48
(2,17)	1:A:15:PHE:HB3	1:A:17:LEU:HD21	2	1.48
(2,17)	1:A:15:PHE:HB3	1:A:17:LEU:HD22	2	1.48
(2,17)	1:A:15:PHE:HB3	1:A:17:LEU:HD23	2	1.48
(2,17)	1:A:15:PHE:HB3	1:A:17:LEU:HD21	3	1.48
(2,17)	1:A:15:PHE:HB3	1:A:17:LEU:HD22	3	1.48
(2,17)	1:A:15:PHE:HB3	1:A:17:LEU:HD23	3	1.48
(2,17)	1:A:15:PHE:HB3	1:A:17:LEU:HD21	12	1.48
(2,17)	1:A:15:PHE:HB3	1:A:17:LEU:HD22	12	1.48
(2,17)	1:A:15:PHE:HB3	1:A:17:LEU:HD23	12	1.48
(2,84)	1:A:15:PHE:H	1:B:119:ARG:HB3	11	1.47
(2,84)	1:A:15:PHE:H	1:B:119:ARG:HB3	20	1.47
(2,23)	1:B:115:PHE:HB3	1:B:117:LEU:HD21	18	1.47
(2,23)	1:B:115:PHE:HB3	1:B:117:LEU:HD22	18	1.47
(2,23)	1:B:115:PHE:HB3	1:B:117:LEU:HD23	18	1.47
(2,21)	1:A:15:PHE:HB3	1:A:17:LEU:HD21	7	1.47
(2,21)	1:A:15:PHE:HB3	1:A:17:LEU:HD22	7	1.47
(2,21)	1:A:15:PHE:HB3	1:A:17:LEU:HD23	7	1.47
(2,17)	1:A:15:PHE:HB3	1:A:17:LEU:HD21	20	1.47
(2,17)	1:A:15:PHE:HB3	1:A:17:LEU:HD22	20	1.47
(2,17)	1:A:15:PHE:HB3	1:A:17:LEU:HD23	20	1.47
(2,84)	1:A:15:PHE:H	1:B:119:ARG:HB3	13	1.46

Continued on next page...

Continued from previous page...

Key	Atom-1	Atom-2	Model ID	Violation (Å)
(2,19)	1:B:115:PHE:HB3	1:B:117:LEU:HD21	5	1.46
(2,19)	1:B:115:PHE:HB3	1:B:117:LEU:HD22	5	1.46
(2,19)	1:B:115:PHE:HB3	1:B:117:LEU:HD23	5	1.46
(2,19)	1:B:115:PHE:HB3	1:B:117:LEU:HD21	19	1.46
(2,19)	1:B:115:PHE:HB3	1:B:117:LEU:HD22	19	1.46
(2,19)	1:B:115:PHE:HB3	1:B:117:LEU:HD23	19	1.46
(2,17)	1:A:15:PHE:HB3	1:A:17:LEU:HD21	1	1.46
(2,17)	1:A:15:PHE:HB3	1:A:17:LEU:HD22	1	1.46
(2,17)	1:A:15:PHE:HB3	1:A:17:LEU:HD23	1	1.46
(2,17)	1:A:15:PHE:HB3	1:A:17:LEU:HD21	16	1.46
(2,17)	1:A:15:PHE:HB3	1:A:17:LEU:HD22	16	1.46
(2,17)	1:A:15:PHE:HB3	1:A:17:LEU:HD23	16	1.46
(2,17)	1:A:15:PHE:HB3	1:A:17:LEU:HD21	8	1.45
(2,17)	1:A:15:PHE:HB3	1:A:17:LEU:HD22	8	1.45
(2,17)	1:A:15:PHE:HB3	1:A:17:LEU:HD23	8	1.45
(2,17)	1:A:15:PHE:HB3	1:A:17:LEU:HD21	18	1.45
(2,17)	1:A:15:PHE:HB3	1:A:17:LEU:HD22	18	1.45
(2,17)	1:A:15:PHE:HB3	1:A:17:LEU:HD23	18	1.45
(2,85)	1:A:19:ARG:HB3	1:B:115:PHE:H	5	1.44
(2,85)	1:A:19:ARG:HB3	1:B:115:PHE:H	19	1.44
(2,84)	1:A:15:PHE:H	1:B:119:ARG:HB3	1	1.44
(2,84)	1:A:15:PHE:H	1:B:119:ARG:HB3	7	1.44
(2,84)	1:A:15:PHE:H	1:B:119:ARG:HB3	8	1.44
(2,84)	1:A:15:PHE:H	1:B:119:ARG:HB3	12	1.44
(2,84)	1:A:15:PHE:H	1:B:119:ARG:HB3	14	1.44
(2,84)	1:A:15:PHE:H	1:B:119:ARG:HB3	17	1.44
(2,85)	1:A:19:ARG:HB3	1:B:115:PHE:H	12	1.43
(2,84)	1:A:15:PHE:H	1:B:119:ARG:HB3	9	1.43
(2,19)	1:B:115:PHE:HB3	1:B:117:LEU:HD21	9	1.43
(2,19)	1:B:115:PHE:HB3	1:B:117:LEU:HD22	9	1.43
(2,19)	1:B:115:PHE:HB3	1:B:117:LEU:HD23	9	1.43
(2,17)	1:A:15:PHE:HB3	1:A:17:LEU:HD21	14	1.43
(2,17)	1:A:15:PHE:HB3	1:A:17:LEU:HD22	14	1.43
(2,17)	1:A:15:PHE:HB3	1:A:17:LEU:HD23	14	1.43
(2,85)	1:A:19:ARG:HB3	1:B:115:PHE:H	2	1.42
(2,85)	1:A:19:ARG:HB3	1:B:115:PHE:H	3	1.42
(2,85)	1:A:19:ARG:HB3	1:B:115:PHE:H	7	1.42
(2,84)	1:A:15:PHE:H	1:B:119:ARG:HB3	4	1.42
(2,84)	1:A:15:PHE:H	1:B:119:ARG:HB3	6	1.42
(2,84)	1:A:15:PHE:H	1:B:119:ARG:HB3	10	1.42
(2,19)	1:B:115:PHE:HB3	1:B:117:LEU:HD21	4	1.42
(2,19)	1:B:115:PHE:HB3	1:B:117:LEU:HD22	4	1.42

Continued on next page...

Continued from previous page...

Key	Atom-1	Atom-2	Model ID	Violation (Å)
(2,19)	1:B:115:PHE:HB3	1:B:117:LEU:HD23	4	1.42
(2,19)	1:B:115:PHE:HB3	1:B:117:LEU:HD21	10	1.42
(2,19)	1:B:115:PHE:HB3	1:B:117:LEU:HD22	10	1.42
(2,19)	1:B:115:PHE:HB3	1:B:117:LEU:HD23	10	1.42
(2,85)	1:A:19:ARG:HB3	1:B:115:PHE:H	13	1.41
(2,84)	1:A:15:PHE:H	1:B:119:ARG:HB3	16	1.41
(2,84)	1:A:15:PHE:H	1:B:119:ARG:HB3	19	1.41
(2,17)	1:A:15:PHE:HB3	1:A:17:LEU:HD21	4	1.41
(2,17)	1:A:15:PHE:HB3	1:A:17:LEU:HD22	4	1.41
(2,17)	1:A:15:PHE:HB3	1:A:17:LEU:HD23	4	1.41
(2,17)	1:A:15:PHE:HB3	1:A:17:LEU:HD21	10	1.41
(2,17)	1:A:15:PHE:HB3	1:A:17:LEU:HD22	10	1.41
(2,17)	1:A:15:PHE:HB3	1:A:17:LEU:HD23	10	1.41
(2,17)	1:A:15:PHE:HB3	1:A:17:LEU:HD21	13	1.41
(2,17)	1:A:15:PHE:HB3	1:A:17:LEU:HD22	13	1.41
(2,17)	1:A:15:PHE:HB3	1:A:17:LEU:HD23	13	1.41
(2,162)	1:B:116:VAL:H	1:B:117:LEU:HD11	11	1.41
(2,162)	1:B:116:VAL:H	1:B:117:LEU:HD12	11	1.41
(2,162)	1:B:116:VAL:H	1:B:117:LEU:HD13	11	1.41
(2,160)	1:A:16:VAL:H	1:A:17:LEU:HD11	18	1.41
(2,160)	1:A:16:VAL:H	1:A:17:LEU:HD12	18	1.41
(2,160)	1:A:16:VAL:H	1:A:17:LEU:HD13	18	1.41
(2,84)	1:A:15:PHE:H	1:B:119:ARG:HB3	2	1.4
(2,19)	1:B:115:PHE:HB3	1:B:117:LEU:HD21	18	1.4
(2,19)	1:B:115:PHE:HB3	1:B:117:LEU:HD22	18	1.4
(2,19)	1:B:115:PHE:HB3	1:B:117:LEU:HD23	18	1.4
(2,17)	1:A:15:PHE:HB3	1:A:17:LEU:HD21	7	1.4
(2,17)	1:A:15:PHE:HB3	1:A:17:LEU:HD22	7	1.4
(2,17)	1:A:15:PHE:HB3	1:A:17:LEU:HD23	7	1.4
(2,162)	1:B:116:VAL:H	1:B:117:LEU:HD11	18	1.4
(2,162)	1:B:116:VAL:H	1:B:117:LEU:HD12	18	1.4
(2,162)	1:B:116:VAL:H	1:B:117:LEU:HD13	18	1.4
(2,85)	1:A:19:ARG:HB3	1:B:115:PHE:H	9	1.39
(2,84)	1:A:15:PHE:H	1:B:119:ARG:HB3	3	1.39
(2,84)	1:A:15:PHE:H	1:B:119:ARG:HB3	15	1.39
(2,23)	1:B:115:PHE:HB3	1:B:117:LEU:HD21	14	1.39
(2,23)	1:B:115:PHE:HB3	1:B:117:LEU:HD22	14	1.39
(2,23)	1:B:115:PHE:HB3	1:B:117:LEU:HD23	14	1.39
(2,162)	1:B:116:VAL:H	1:B:117:LEU:HD11	3	1.39
(2,162)	1:B:116:VAL:H	1:B:117:LEU:HD12	3	1.39
(2,162)	1:B:116:VAL:H	1:B:117:LEU:HD13	3	1.39
(2,162)	1:B:116:VAL:H	1:B:117:LEU:HD11	4	1.39

Continued on next page...

Continued from previous page...

Key	Atom-1	Atom-2	Model ID	Violation (Å)
(2,162)	1:B:116:VAL:H	1:B:117:LEU:HD12	4	1.39
(2,162)	1:B:116:VAL:H	1:B:117:LEU:HD13	4	1.39
(2,162)	1:B:116:VAL:H	1:B:117:LEU:HD11	10	1.39
(2,162)	1:B:116:VAL:H	1:B:117:LEU:HD12	10	1.39
(2,162)	1:B:116:VAL:H	1:B:117:LEU:HD13	10	1.39
(2,162)	1:B:116:VAL:H	1:B:117:LEU:HD11	20	1.39
(2,162)	1:B:116:VAL:H	1:B:117:LEU:HD12	20	1.39
(2,162)	1:B:116:VAL:H	1:B:117:LEU:HD13	20	1.39
(2,160)	1:A:16:VAL:H	1:A:17:LEU:HD11	11	1.39
(2,160)	1:A:16:VAL:H	1:A:17:LEU:HD12	11	1.39
(2,160)	1:A:16:VAL:H	1:A:17:LEU:HD13	11	1.39
(2,162)	1:B:116:VAL:H	1:B:117:LEU:HD11	1	1.38
(2,162)	1:B:116:VAL:H	1:B:117:LEU:HD12	1	1.38
(2,162)	1:B:116:VAL:H	1:B:117:LEU:HD13	1	1.38
(2,162)	1:B:116:VAL:H	1:B:117:LEU:HD11	2	1.38
(2,162)	1:B:116:VAL:H	1:B:117:LEU:HD12	2	1.38
(2,162)	1:B:116:VAL:H	1:B:117:LEU:HD13	2	1.38
(2,162)	1:B:116:VAL:H	1:B:117:LEU:HD11	12	1.38
(2,162)	1:B:116:VAL:H	1:B:117:LEU:HD12	12	1.38
(2,162)	1:B:116:VAL:H	1:B:117:LEU:HD13	12	1.38
(2,162)	1:B:116:VAL:H	1:B:117:LEU:HD11	15	1.38
(2,162)	1:B:116:VAL:H	1:B:117:LEU:HD12	15	1.38
(2,162)	1:B:116:VAL:H	1:B:117:LEU:HD13	15	1.38
(2,160)	1:A:16:VAL:H	1:A:17:LEU:HD11	4	1.38
(2,160)	1:A:16:VAL:H	1:A:17:LEU:HD12	4	1.38
(2,160)	1:A:16:VAL:H	1:A:17:LEU:HD13	4	1.38
(2,160)	1:A:16:VAL:H	1:A:17:LEU:HD11	6	1.38
(2,160)	1:A:16:VAL:H	1:A:17:LEU:HD12	6	1.38
(2,160)	1:A:16:VAL:H	1:A:17:LEU:HD13	6	1.38
(2,160)	1:A:16:VAL:H	1:A:17:LEU:HD11	10	1.38
(2,160)	1:A:16:VAL:H	1:A:17:LEU:HD12	10	1.38
(2,160)	1:A:16:VAL:H	1:A:17:LEU:HD13	10	1.38
(2,85)	1:A:19:ARG:HB3	1:B:115:PHE:H	6	1.37
(2,85)	1:A:19:ARG:HB3	1:B:115:PHE:H	16	1.37
(2,23)	1:B:115:PHE:HB3	1:B:117:LEU:HD21	1	1.37
(2,23)	1:B:115:PHE:HB3	1:B:117:LEU:HD22	1	1.37
(2,23)	1:B:115:PHE:HB3	1:B:117:LEU:HD23	1	1.37
(2,23)	1:B:115:PHE:HB3	1:B:117:LEU:HD21	20	1.37
(2,23)	1:B:115:PHE:HB3	1:B:117:LEU:HD22	20	1.37
(2,23)	1:B:115:PHE:HB3	1:B:117:LEU:HD23	20	1.37
(2,21)	1:A:15:PHE:HB3	1:A:17:LEU:HD21	5	1.37
(2,21)	1:A:15:PHE:HB3	1:A:17:LEU:HD22	5	1.37

Continued on next page...

Continued from previous page...

Key	Atom-1	Atom-2	Model ID	Violation (Å)
(2,21)	1:A:15:PHE:HB3	1:A:17:LEU:HD23	5	1.37
(2,162)	1:B:116:VAL:H	1:B:117:LEU:HD11	8	1.37
(2,162)	1:B:116:VAL:H	1:B:117:LEU:HD12	8	1.37
(2,162)	1:B:116:VAL:H	1:B:117:LEU:HD13	8	1.37
(2,162)	1:B:116:VAL:H	1:B:117:LEU:HD11	14	1.37
(2,162)	1:B:116:VAL:H	1:B:117:LEU:HD12	14	1.37
(2,162)	1:B:116:VAL:H	1:B:117:LEU:HD13	14	1.37
(2,162)	1:B:116:VAL:H	1:B:117:LEU:HD11	16	1.37
(2,162)	1:B:116:VAL:H	1:B:117:LEU:HD12	16	1.37
(2,162)	1:B:116:VAL:H	1:B:117:LEU:HD13	16	1.37
(2,160)	1:A:16:VAL:H	1:A:17:LEU:HD11	5	1.37
(2,160)	1:A:16:VAL:H	1:A:17:LEU:HD12	5	1.37
(2,160)	1:A:16:VAL:H	1:A:17:LEU:HD13	5	1.37
(2,160)	1:A:16:VAL:H	1:A:17:LEU:HD11	19	1.37
(2,160)	1:A:16:VAL:H	1:A:17:LEU:HD12	19	1.37
(2,160)	1:A:16:VAL:H	1:A:17:LEU:HD13	19	1.37
(2,85)	1:A:19:ARG:HB3	1:B:115:PHE:H	1	1.36
(2,85)	1:A:19:ARG:HB3	1:B:115:PHE:H	15	1.36
(2,23)	1:B:115:PHE:HB3	1:B:117:LEU:HD21	8	1.36
(2,23)	1:B:115:PHE:HB3	1:B:117:LEU:HD22	8	1.36
(2,23)	1:B:115:PHE:HB3	1:B:117:LEU:HD23	8	1.36
(2,23)	1:B:115:PHE:HB3	1:B:117:LEU:HD21	12	1.36
(2,23)	1:B:115:PHE:HB3	1:B:117:LEU:HD22	12	1.36
(2,23)	1:B:115:PHE:HB3	1:B:117:LEU:HD23	12	1.36
(2,23)	1:B:115:PHE:HB3	1:B:117:LEU:HD21	13	1.36
(2,23)	1:B:115:PHE:HB3	1:B:117:LEU:HD22	13	1.36
(2,23)	1:B:115:PHE:HB3	1:B:117:LEU:HD23	13	1.36
(2,21)	1:A:15:PHE:HB3	1:A:17:LEU:HD21	19	1.36
(2,21)	1:A:15:PHE:HB3	1:A:17:LEU:HD22	19	1.36
(2,21)	1:A:15:PHE:HB3	1:A:17:LEU:HD23	19	1.36
(2,162)	1:B:116:VAL:H	1:B:117:LEU:HD11	6	1.36
(2,162)	1:B:116:VAL:H	1:B:117:LEU:HD12	6	1.36
(2,162)	1:B:116:VAL:H	1:B:117:LEU:HD13	6	1.36
(2,162)	1:B:116:VAL:H	1:B:117:LEU:HD11	13	1.36
(2,162)	1:B:116:VAL:H	1:B:117:LEU:HD12	13	1.36
(2,162)	1:B:116:VAL:H	1:B:117:LEU:HD13	13	1.36
(2,160)	1:A:16:VAL:H	1:A:17:LEU:HD11	3	1.36
(2,160)	1:A:16:VAL:H	1:A:17:LEU:HD12	3	1.36
(2,160)	1:A:16:VAL:H	1:A:17:LEU:HD13	3	1.36
(2,160)	1:A:16:VAL:H	1:A:17:LEU:HD11	20	1.36
(2,160)	1:A:16:VAL:H	1:A:17:LEU:HD12	20	1.36
(2,160)	1:A:16:VAL:H	1:A:17:LEU:HD13	20	1.36

Continued on next page...

Continued from previous page...

Key	Atom-1	Atom-2	Model ID	Violation (Å)
(2,85)	1:A:19:ARG:HB3	1:B:115:PHE:H	4	1.35
(2,85)	1:A:19:ARG:HB3	1:B:115:PHE:H	8	1.35
(2,85)	1:A:19:ARG:HB3	1:B:115:PHE:H	10	1.35
(2,84)	1:A:15:PHE:H	1:B:119:ARG:HB3	5	1.35
(2,23)	1:B:115:PHE:HB3	1:B:117:LEU:HD21	2	1.35
(2,23)	1:B:115:PHE:HB3	1:B:117:LEU:HD22	2	1.35
(2,23)	1:B:115:PHE:HB3	1:B:117:LEU:HD23	2	1.35
(2,23)	1:B:115:PHE:HB3	1:B:117:LEU:HD21	3	1.35
(2,23)	1:B:115:PHE:HB3	1:B:117:LEU:HD22	3	1.35
(2,23)	1:B:115:PHE:HB3	1:B:117:LEU:HD23	3	1.35
(2,23)	1:B:115:PHE:HB3	1:B:117:LEU:HD21	15	1.35
(2,23)	1:B:115:PHE:HB3	1:B:117:LEU:HD22	15	1.35
(2,23)	1:B:115:PHE:HB3	1:B:117:LEU:HD23	15	1.35
(2,23)	1:B:115:PHE:HB3	1:B:117:LEU:HD21	16	1.35
(2,23)	1:B:115:PHE:HB3	1:B:117:LEU:HD22	16	1.35
(2,23)	1:B:115:PHE:HB3	1:B:117:LEU:HD23	16	1.35
(2,21)	1:A:15:PHE:HB3	1:A:17:LEU:HD21	6	1.35
(2,21)	1:A:15:PHE:HB3	1:A:17:LEU:HD22	6	1.35
(2,21)	1:A:15:PHE:HB3	1:A:17:LEU:HD23	6	1.35
(2,162)	1:B:116:VAL:H	1:B:117:LEU:HD11	5	1.35
(2,162)	1:B:116:VAL:H	1:B:117:LEU:HD12	5	1.35
(2,162)	1:B:116:VAL:H	1:B:117:LEU:HD13	5	1.35
(2,162)	1:B:116:VAL:H	1:B:117:LEU:HD11	7	1.35
(2,162)	1:B:116:VAL:H	1:B:117:LEU:HD12	7	1.35
(2,162)	1:B:116:VAL:H	1:B:117:LEU:HD13	7	1.35
(2,160)	1:A:16:VAL:H	1:A:17:LEU:HD11	2	1.35
(2,160)	1:A:16:VAL:H	1:A:17:LEU:HD12	2	1.35
(2,160)	1:A:16:VAL:H	1:A:17:LEU:HD13	2	1.35
(2,160)	1:A:16:VAL:H	1:A:17:LEU:HD11	15	1.35
(2,160)	1:A:16:VAL:H	1:A:17:LEU:HD12	15	1.35
(2,160)	1:A:16:VAL:H	1:A:17:LEU:HD13	15	1.35
(2,23)	1:B:115:PHE:HB3	1:B:117:LEU:HD21	7	1.34
(2,23)	1:B:115:PHE:HB3	1:B:117:LEU:HD22	7	1.34
(2,23)	1:B:115:PHE:HB3	1:B:117:LEU:HD23	7	1.34
(2,162)	1:B:116:VAL:H	1:B:117:LEU:HD11	17	1.34
(2,162)	1:B:116:VAL:H	1:B:117:LEU:HD12	17	1.34
(2,162)	1:B:116:VAL:H	1:B:117:LEU:HD13	17	1.34
(2,162)	1:B:116:VAL:H	1:B:117:LEU:HD11	19	1.34
(2,162)	1:B:116:VAL:H	1:B:117:LEU:HD12	19	1.34
(2,162)	1:B:116:VAL:H	1:B:117:LEU:HD13	19	1.34
(2,160)	1:A:16:VAL:H	1:A:17:LEU:HD11	1	1.34
(2,160)	1:A:16:VAL:H	1:A:17:LEU:HD12	1	1.34

Continued on next page...

Continued from previous page...

Key	Atom-1	Atom-2	Model ID	Violation (Å)
(2,160)	1:A:16:VAL:H	1:A:17:LEU:HD13	1	1.34
(2,160)	1:A:16:VAL:H	1:A:17:LEU:HD11	8	1.34
(2,160)	1:A:16:VAL:H	1:A:17:LEU:HD12	8	1.34
(2,160)	1:A:16:VAL:H	1:A:17:LEU:HD13	8	1.34
(2,160)	1:A:16:VAL:H	1:A:17:LEU:HD11	12	1.34
(2,160)	1:A:16:VAL:H	1:A:17:LEU:HD12	12	1.34
(2,160)	1:A:16:VAL:H	1:A:17:LEU:HD13	12	1.34
(2,160)	1:A:16:VAL:H	1:A:17:LEU:HD11	14	1.34
(2,160)	1:A:16:VAL:H	1:A:17:LEU:HD12	14	1.34
(2,160)	1:A:16:VAL:H	1:A:17:LEU:HD13	14	1.34
(2,162)	1:B:116:VAL:H	1:B:117:LEU:HD11	9	1.33
(2,162)	1:B:116:VAL:H	1:B:117:LEU:HD12	9	1.33
(2,162)	1:B:116:VAL:H	1:B:117:LEU:HD13	9	1.33
(2,160)	1:A:16:VAL:H	1:A:17:LEU:HD11	9	1.33
(2,160)	1:A:16:VAL:H	1:A:17:LEU:HD12	9	1.33
(2,160)	1:A:16:VAL:H	1:A:17:LEU:HD13	9	1.33
(2,160)	1:A:16:VAL:H	1:A:17:LEU:HD11	16	1.33
(2,160)	1:A:16:VAL:H	1:A:17:LEU:HD12	16	1.33
(2,160)	1:A:16:VAL:H	1:A:17:LEU:HD13	16	1.33
(2,160)	1:A:16:VAL:H	1:A:17:LEU:HD11	17	1.33
(2,160)	1:A:16:VAL:H	1:A:17:LEU:HD12	17	1.33
(2,160)	1:A:16:VAL:H	1:A:17:LEU:HD13	17	1.33
(2,21)	1:A:15:PHE:HB3	1:A:17:LEU:HD21	9	1.32
(2,21)	1:A:15:PHE:HB3	1:A:17:LEU:HD22	9	1.32
(2,21)	1:A:15:PHE:HB3	1:A:17:LEU:HD23	9	1.32
(2,19)	1:B:115:PHE:HB3	1:B:117:LEU:HD21	14	1.32
(2,19)	1:B:115:PHE:HB3	1:B:117:LEU:HD22	14	1.32
(2,19)	1:B:115:PHE:HB3	1:B:117:LEU:HD23	14	1.32
(2,160)	1:A:16:VAL:H	1:A:17:LEU:HD11	7	1.32
(2,160)	1:A:16:VAL:H	1:A:17:LEU:HD12	7	1.32
(2,160)	1:A:16:VAL:H	1:A:17:LEU:HD13	7	1.32
(2,160)	1:A:16:VAL:H	1:A:17:LEU:HD11	13	1.32
(2,160)	1:A:16:VAL:H	1:A:17:LEU:HD12	13	1.32
(2,160)	1:A:16:VAL:H	1:A:17:LEU:HD13	13	1.32
(2,19)	1:B:115:PHE:HB3	1:B:117:LEU:HD21	1	1.3
(2,19)	1:B:115:PHE:HB3	1:B:117:LEU:HD22	1	1.3
(2,19)	1:B:115:PHE:HB3	1:B:117:LEU:HD23	1	1.3
(2,19)	1:B:115:PHE:HB3	1:B:117:LEU:HD21	20	1.3
(2,19)	1:B:115:PHE:HB3	1:B:117:LEU:HD22	20	1.3
(2,19)	1:B:115:PHE:HB3	1:B:117:LEU:HD23	20	1.3
(2,17)	1:A:15:PHE:HB3	1:A:17:LEU:HD21	5	1.3
(2,17)	1:A:15:PHE:HB3	1:A:17:LEU:HD22	5	1.3

Continued on next page...

Continued from previous page...

Key	Atom-1	Atom-2	Model ID	Violation (Å)
(2,17)	1:A:15:PHE:HB3	1:A:17:LEU:HD23	5	1.3
(2,19)	1:B:115:PHE:HB3	1:B:117:LEU:HD21	8	1.29
(2,19)	1:B:115:PHE:HB3	1:B:117:LEU:HD22	8	1.29
(2,19)	1:B:115:PHE:HB3	1:B:117:LEU:HD23	8	1.29
(2,19)	1:B:115:PHE:HB3	1:B:117:LEU:HD21	12	1.29
(2,19)	1:B:115:PHE:HB3	1:B:117:LEU:HD22	12	1.29
(2,19)	1:B:115:PHE:HB3	1:B:117:LEU:HD23	12	1.29
(2,19)	1:B:115:PHE:HB3	1:B:117:LEU:HD21	13	1.29
(2,19)	1:B:115:PHE:HB3	1:B:117:LEU:HD22	13	1.29
(2,19)	1:B:115:PHE:HB3	1:B:117:LEU:HD23	13	1.29
(2,17)	1:A:15:PHE:HB3	1:A:17:LEU:HD21	19	1.29
(2,17)	1:A:15:PHE:HB3	1:A:17:LEU:HD22	19	1.29
(2,17)	1:A:15:PHE:HB3	1:A:17:LEU:HD23	19	1.29
(2,85)	1:A:19:ARG:HB3	1:B:115:PHE:H	17	1.28
(2,19)	1:B:115:PHE:HB3	1:B:117:LEU:HD21	2	1.28
(2,19)	1:B:115:PHE:HB3	1:B:117:LEU:HD22	2	1.28
(2,19)	1:B:115:PHE:HB3	1:B:117:LEU:HD23	2	1.28
(2,19)	1:B:115:PHE:HB3	1:B:117:LEU:HD21	3	1.28
(2,19)	1:B:115:PHE:HB3	1:B:117:LEU:HD22	3	1.28
(2,19)	1:B:115:PHE:HB3	1:B:117:LEU:HD23	3	1.28
(2,19)	1:B:115:PHE:HB3	1:B:117:LEU:HD21	15	1.28
(2,19)	1:B:115:PHE:HB3	1:B:117:LEU:HD22	15	1.28
(2,19)	1:B:115:PHE:HB3	1:B:117:LEU:HD23	15	1.28
(2,19)	1:B:115:PHE:HB3	1:B:117:LEU:HD21	16	1.28
(2,19)	1:B:115:PHE:HB3	1:B:117:LEU:HD22	16	1.28
(2,19)	1:B:115:PHE:HB3	1:B:117:LEU:HD23	16	1.28
(2,17)	1:A:15:PHE:HB3	1:A:17:LEU:HD21	6	1.28
(2,17)	1:A:15:PHE:HB3	1:A:17:LEU:HD22	6	1.28
(2,17)	1:A:15:PHE:HB3	1:A:17:LEU:HD23	6	1.28
(2,85)	1:A:19:ARG:HB3	1:B:115:PHE:H	14	1.27
(2,21)	1:A:15:PHE:HB3	1:A:17:LEU:HD21	17	1.27
(2,21)	1:A:15:PHE:HB3	1:A:17:LEU:HD22	17	1.27
(2,21)	1:A:15:PHE:HB3	1:A:17:LEU:HD23	17	1.27
(2,19)	1:B:115:PHE:HB3	1:B:117:LEU:HD21	7	1.27
(2,19)	1:B:115:PHE:HB3	1:B:117:LEU:HD22	7	1.27
(2,19)	1:B:115:PHE:HB3	1:B:117:LEU:HD23	7	1.27
(2,17)	1:A:15:PHE:HB3	1:A:17:LEU:HD21	9	1.25
(2,17)	1:A:15:PHE:HB3	1:A:17:LEU:HD22	9	1.25
(2,17)	1:A:15:PHE:HB3	1:A:17:LEU:HD23	9	1.25
(2,21)	1:A:15:PHE:HB3	1:A:17:LEU:HD21	11	1.24
(2,21)	1:A:15:PHE:HB3	1:A:17:LEU:HD22	11	1.24
(2,21)	1:A:15:PHE:HB3	1:A:17:LEU:HD23	11	1.24

Continued on next page...

Continued from previous page...

Key	Atom-1	Atom-2	Model ID	Violation (Å)
(2,17)	1:A:15:PHE:HB3	1:A:17:LEU:HD21	17	1.2
(2,17)	1:A:15:PHE:HB3	1:A:17:LEU:HD22	17	1.2
(2,17)	1:A:15:PHE:HB3	1:A:17:LEU:HD23	17	1.2
(2,17)	1:A:15:PHE:HB3	1:A:17:LEU:HD21	11	1.17
(2,17)	1:A:15:PHE:HB3	1:A:17:LEU:HD22	11	1.17
(2,17)	1:A:15:PHE:HB3	1:A:17:LEU:HD23	11	1.17
(2,442)	1:B:116:VAL:HA	1:B:117:LEU:HB3	1	1.11
(2,442)	1:B:116:VAL:HA	1:B:117:LEU:HB3	12	1.11
(2,442)	1:B:116:VAL:HA	1:B:117:LEU:HB3	2	1.1
(2,442)	1:B:116:VAL:HA	1:B:117:LEU:HB3	3	1.1
(2,442)	1:B:116:VAL:HA	1:B:117:LEU:HB3	4	1.1
(2,442)	1:B:116:VAL:HA	1:B:117:LEU:HB3	7	1.1
(2,442)	1:B:116:VAL:HA	1:B:117:LEU:HB3	8	1.1
(2,442)	1:B:116:VAL:HA	1:B:117:LEU:HB3	10	1.1
(2,442)	1:B:116:VAL:HA	1:B:117:LEU:HB3	13	1.1
(2,442)	1:B:116:VAL:HA	1:B:117:LEU:HB3	14	1.1
(2,442)	1:B:116:VAL:HA	1:B:117:LEU:HB3	15	1.1
(2,442)	1:B:116:VAL:HA	1:B:117:LEU:HB3	16	1.1
(2,442)	1:B:116:VAL:HA	1:B:117:LEU:HB3	18	1.1
(2,442)	1:B:116:VAL:HA	1:B:117:LEU:HB3	20	1.1
(2,440)	1:A:16:VAL:HA	1:A:17:LEU:HB3	5	1.1
(2,440)	1:A:16:VAL:HA	1:A:17:LEU:HB3	6	1.1
(2,440)	1:A:16:VAL:HA	1:A:17:LEU:HB3	10	1.1
(2,440)	1:A:16:VAL:HA	1:A:17:LEU:HB3	11	1.1
(2,440)	1:A:16:VAL:HA	1:A:17:LEU:HB3	19	1.1
(2,442)	1:B:116:VAL:HA	1:B:117:LEU:HB3	5	1.09
(2,442)	1:B:116:VAL:HA	1:B:117:LEU:HB3	6	1.09
(2,442)	1:B:116:VAL:HA	1:B:117:LEU:HB3	9	1.09
(2,442)	1:B:116:VAL:HA	1:B:117:LEU:HB3	11	1.09
(2,442)	1:B:116:VAL:HA	1:B:117:LEU:HB3	19	1.09
(2,440)	1:A:16:VAL:HA	1:A:17:LEU:HB3	1	1.09
(2,440)	1:A:16:VAL:HA	1:A:17:LEU:HB3	2	1.09
(2,440)	1:A:16:VAL:HA	1:A:17:LEU:HB3	3	1.09
(2,440)	1:A:16:VAL:HA	1:A:17:LEU:HB3	4	1.09
(2,440)	1:A:16:VAL:HA	1:A:17:LEU:HB3	8	1.09
(2,440)	1:A:16:VAL:HA	1:A:17:LEU:HB3	9	1.09
(2,440)	1:A:16:VAL:HA	1:A:17:LEU:HB3	12	1.09
(2,440)	1:A:16:VAL:HA	1:A:17:LEU:HB3	13	1.09
(2,440)	1:A:16:VAL:HA	1:A:17:LEU:HB3	15	1.09
(2,440)	1:A:16:VAL:HA	1:A:17:LEU:HB3	16	1.09
(2,440)	1:A:16:VAL:HA	1:A:17:LEU:HB3	17	1.09
(2,440)	1:A:16:VAL:HA	1:A:17:LEU:HB3	18	1.09

Continued on next page...

Continued from previous page...

Key	Atom-1	Atom-2	Model ID	Violation (Å)
(2,440)	1:A:16:VAL:HA	1:A:17:LEU:HB3	20	1.09
(2,442)	1:B:116:VAL:HA	1:B:117:LEU:HB3	17	1.08
(2,440)	1:A:16:VAL:HA	1:A:17:LEU:HB3	7	1.08
(2,440)	1:A:16:VAL:HA	1:A:17:LEU:HB3	14	1.08
(2,86)	1:A:21:CYS:H	1:A:22:ARG:HG3	2	1.03
(2,86)	1:A:21:CYS:H	1:A:22:ARG:HG3	3	1.03
(2,95)	1:B:115:PHE:HA	1:B:116:VAL:HG21	19	1.02
(2,95)	1:B:115:PHE:HA	1:B:116:VAL:HG22	19	1.02
(2,95)	1:B:115:PHE:HA	1:B:116:VAL:HG23	19	1.02
(2,94)	1:A:15:PHE:HA	1:A:16:VAL:HG21	1	1.02
(2,94)	1:A:15:PHE:HA	1:A:16:VAL:HG22	1	1.02
(2,94)	1:A:15:PHE:HA	1:A:16:VAL:HG23	1	1.02
(2,94)	1:A:15:PHE:HA	1:A:16:VAL:HG21	12	1.02
(2,94)	1:A:15:PHE:HA	1:A:16:VAL:HG22	12	1.02
(2,94)	1:A:15:PHE:HA	1:A:16:VAL:HG23	12	1.02
(2,94)	1:A:15:PHE:HA	1:A:16:VAL:HG21	15	1.02
(2,94)	1:A:15:PHE:HA	1:A:16:VAL:HG22	15	1.02
(2,94)	1:A:15:PHE:HA	1:A:16:VAL:HG23	15	1.02
(2,94)	1:A:15:PHE:HA	1:A:16:VAL:HG21	20	1.02
(2,94)	1:A:15:PHE:HA	1:A:16:VAL:HG22	20	1.02
(2,94)	1:A:15:PHE:HA	1:A:16:VAL:HG23	20	1.02
(2,86)	1:A:21:CYS:H	1:A:22:ARG:HG3	1	1.02
(2,86)	1:A:21:CYS:H	1:A:22:ARG:HG3	5	1.02
(2,94)	1:A:15:PHE:HA	1:A:16:VAL:HG21	16	1.01
(2,94)	1:A:15:PHE:HA	1:A:16:VAL:HG22	16	1.01
(2,94)	1:A:15:PHE:HA	1:A:16:VAL:HG23	16	1.01
(2,87)	1:B:121:CYS:H	1:B:122:ARG:HG3	3	1.01
(2,87)	1:B:121:CYS:H	1:B:122:ARG:HG3	4	1.01
(2,87)	1:B:121:CYS:H	1:B:122:ARG:HG3	6	1.01
(2,86)	1:A:21:CYS:H	1:A:22:ARG:HG3	4	1.01
(2,86)	1:A:21:CYS:H	1:A:22:ARG:HG3	13	1.01
(2,87)	1:B:121:CYS:H	1:B:122:ARG:HG3	2	1.0
(2,87)	1:B:121:CYS:H	1:B:122:ARG:HG3	8	1.0
(2,87)	1:B:121:CYS:H	1:B:122:ARG:HG3	10	1.0
(2,87)	1:B:121:CYS:H	1:B:122:ARG:HG3	11	1.0
(2,87)	1:B:121:CYS:H	1:B:122:ARG:HG3	14	1.0
(2,86)	1:A:21:CYS:H	1:A:22:ARG:HG3	9	1.0
(2,87)	1:B:121:CYS:H	1:B:122:ARG:HG3	12	0.99
(2,87)	1:B:121:CYS:H	1:B:122:ARG:HG3	13	0.99
(2,87)	1:B:121:CYS:H	1:B:122:ARG:HG3	16	0.99
(2,86)	1:A:21:CYS:H	1:A:22:ARG:HG3	16	0.99
(2,87)	1:B:121:CYS:H	1:B:122:ARG:HG3	15	0.98

Continued on next page...

Continued from previous page...

Key	Atom-1	Atom-2	Model ID	Violation (Å)
(2,87)	1:B:121:CYS:H	1:B:122:ARG:HG3	18	0.98
(2,87)	1:B:121:CYS:H	1:B:122:ARG:HG3	19	0.98
(2,87)	1:B:121:CYS:H	1:B:122:ARG:HG3	7	0.97
(2,87)	1:B:121:CYS:H	1:B:122:ARG:HG3	20	0.97
(2,86)	1:A:21:CYS:H	1:A:22:ARG:HG3	6	0.97
(2,86)	1:A:21:CYS:H	1:A:22:ARG:HG3	14	0.97
(2,86)	1:A:21:CYS:H	1:A:22:ARG:HG3	17	0.97
(2,87)	1:B:121:CYS:H	1:B:122:ARG:HG3	5	0.96
(2,87)	1:B:121:CYS:H	1:B:122:ARG:HG3	17	0.96
(2,86)	1:A:21:CYS:H	1:A:22:ARG:HG3	15	0.96
(2,86)	1:A:21:CYS:H	1:A:22:ARG:HG3	18	0.96
(2,87)	1:B:121:CYS:H	1:B:122:ARG:HG3	9	0.94
(2,87)	1:B:121:CYS:H	1:B:122:ARG:HG3	1	0.93
(2,86)	1:A:21:CYS:H	1:A:22:ARG:HG3	7	0.93
(2,86)	1:A:21:CYS:H	1:A:22:ARG:HG3	8	0.93
(2,86)	1:A:21:CYS:H	1:A:22:ARG:HG3	10	0.93
(2,86)	1:A:21:CYS:H	1:A:22:ARG:HG3	11	0.93
(2,86)	1:A:21:CYS:H	1:A:22:ARG:HG3	19	0.93
(2,86)	1:A:21:CYS:H	1:A:22:ARG:HG3	20	0.93
(2,86)	1:A:21:CYS:H	1:A:22:ARG:HG3	12	0.92
(2,83)	1:B:121:CYS:HB3	1:B:122:ARG:HG3	19	0.81
(2,83)	1:B:121:CYS:HB3	1:B:122:ARG:HG3	20	0.81
(2,82)	1:A:21:CYS:HB3	1:A:22:ARG:HG3	1	0.81
(2,83)	1:B:121:CYS:HB3	1:B:122:ARG:HG3	8	0.8
(2,82)	1:A:21:CYS:HB3	1:A:22:ARG:HG3	6	0.8
(2,82)	1:A:21:CYS:HB3	1:A:22:ARG:HG3	15	0.8
(2,83)	1:B:121:CYS:HB3	1:B:122:ARG:HG3	4	0.79
(2,83)	1:B:121:CYS:HB3	1:B:122:ARG:HG3	11	0.79
(2,82)	1:A:21:CYS:HB3	1:A:22:ARG:HG3	2	0.79
(2,82)	1:A:21:CYS:HB3	1:A:22:ARG:HG3	14	0.79
(2,82)	1:A:21:CYS:HB3	1:A:22:ARG:HG3	16	0.79
(2,83)	1:B:121:CYS:HB3	1:B:122:ARG:HG3	2	0.78
(2,83)	1:B:121:CYS:HB3	1:B:122:ARG:HG3	6	0.78
(2,83)	1:B:121:CYS:HB3	1:B:122:ARG:HG3	7	0.78
(2,82)	1:A:21:CYS:HB3	1:A:22:ARG:HG3	3	0.78
(2,82)	1:A:21:CYS:HB3	1:A:22:ARG:HG3	4	0.78
(2,82)	1:A:21:CYS:HB3	1:A:22:ARG:HG3	9	0.78
(2,82)	1:A:21:CYS:HB3	1:A:22:ARG:HG3	10	0.78
(2,82)	1:A:21:CYS:HB3	1:A:22:ARG:HG3	18	0.78
(2,388)	1:A:17:LEU:H	1:A:17:LEU:HB3	11	0.78
(2,83)	1:B:121:CYS:HB3	1:B:122:ARG:HG3	12	0.77
(2,83)	1:B:121:CYS:HB3	1:B:122:ARG:HG3	15	0.77

Continued on next page...

Continued from previous page...

Key	Atom-1	Atom-2	Model ID	Violation (Å)
(2,83)	1:B:121:CYS:HB3	1:B:122:ARG:HG3	16	0.77
(2,83)	1:B:121:CYS:HB3	1:B:122:ARG:HG3	18	0.77
(2,82)	1:A:21:CYS:HB3	1:A:22:ARG:HG3	5	0.77
(2,82)	1:A:21:CYS:HB3	1:A:22:ARG:HG3	8	0.77
(2,82)	1:A:21:CYS:HB3	1:A:22:ARG:HG3	19	0.77
(2,390)	1:B:117:LEU:H	1:B:117:LEU:HB3	1	0.77
(2,390)	1:B:117:LEU:H	1:B:117:LEU:HB3	2	0.77
(2,390)	1:B:117:LEU:H	1:B:117:LEU:HB3	3	0.77
(2,390)	1:B:117:LEU:H	1:B:117:LEU:HB3	7	0.77
(2,390)	1:B:117:LEU:H	1:B:117:LEU:HB3	8	0.77
(2,390)	1:B:117:LEU:H	1:B:117:LEU:HB3	12	0.77
(2,390)	1:B:117:LEU:H	1:B:117:LEU:HB3	13	0.77
(2,390)	1:B:117:LEU:H	1:B:117:LEU:HB3	14	0.77
(2,390)	1:B:117:LEU:H	1:B:117:LEU:HB3	15	0.77
(2,390)	1:B:117:LEU:H	1:B:117:LEU:HB3	16	0.77
(2,390)	1:B:117:LEU:H	1:B:117:LEU:HB3	20	0.77
(2,388)	1:A:17:LEU:H	1:A:17:LEU:HB3	5	0.77
(2,388)	1:A:17:LEU:H	1:A:17:LEU:HB3	6	0.77
(2,388)	1:A:17:LEU:H	1:A:17:LEU:HB3	19	0.77
(2,83)	1:B:121:CYS:HB3	1:B:122:ARG:HG3	1	0.76
(2,83)	1:B:121:CYS:HB3	1:B:122:ARG:HG3	3	0.76
(2,83)	1:B:121:CYS:HB3	1:B:122:ARG:HG3	9	0.76
(2,82)	1:A:21:CYS:HB3	1:A:22:ARG:HG3	7	0.76
(2,82)	1:A:21:CYS:HB3	1:A:22:ARG:HG3	11	0.76
(2,82)	1:A:21:CYS:HB3	1:A:22:ARG:HG3	12	0.76
(2,82)	1:A:21:CYS:HB3	1:A:22:ARG:HG3	17	0.76
(2,390)	1:B:117:LEU:H	1:B:117:LEU:HB3	18	0.76
(2,388)	1:A:17:LEU:H	1:A:17:LEU:HB3	9	0.76
(2,388)	1:A:17:LEU:H	1:A:17:LEU:HB3	17	0.76
(2,83)	1:B:121:CYS:HB3	1:B:122:ARG:HG3	5	0.75
(2,83)	1:B:121:CYS:HB3	1:B:122:ARG:HG3	13	0.75
(2,83)	1:B:121:CYS:HB3	1:B:122:ARG:HG3	14	0.75
(2,82)	1:A:21:CYS:HB3	1:A:22:ARG:HG3	13	0.75
(2,390)	1:B:117:LEU:H	1:B:117:LEU:HB3	4	0.75
(2,390)	1:B:117:LEU:H	1:B:117:LEU:HB3	5	0.75
(2,390)	1:B:117:LEU:H	1:B:117:LEU:HB3	6	0.75
(2,390)	1:B:117:LEU:H	1:B:117:LEU:HB3	9	0.75
(2,390)	1:B:117:LEU:H	1:B:117:LEU:HB3	10	0.75
(2,390)	1:B:117:LEU:H	1:B:117:LEU:HB3	19	0.75
(2,388)	1:A:17:LEU:H	1:A:17:LEU:HB3	1	0.75
(2,388)	1:A:17:LEU:H	1:A:17:LEU:HB3	2	0.75
(2,388)	1:A:17:LEU:H	1:A:17:LEU:HB3	3	0.75

Continued on next page...

Continued from previous page...

Key	Atom-1	Atom-2	Model ID	Violation (Å)
(2,388)	1:A:17:LEU:H	1:A:17:LEU:HB3	4	0.75
(2,388)	1:A:17:LEU:H	1:A:17:LEU:HB3	7	0.75
(2,388)	1:A:17:LEU:H	1:A:17:LEU:HB3	8	0.75
(2,388)	1:A:17:LEU:H	1:A:17:LEU:HB3	10	0.75
(2,388)	1:A:17:LEU:H	1:A:17:LEU:HB3	12	0.75
(2,388)	1:A:17:LEU:H	1:A:17:LEU:HB3	13	0.75
(2,388)	1:A:17:LEU:H	1:A:17:LEU:HB3	14	0.75
(2,388)	1:A:17:LEU:H	1:A:17:LEU:HB3	15	0.75
(2,388)	1:A:17:LEU:H	1:A:17:LEU:HB3	16	0.75
(2,388)	1:A:17:LEU:H	1:A:17:LEU:HB3	18	0.75
(2,388)	1:A:17:LEU:H	1:A:17:LEU:HB3	20	0.75
(2,82)	1:A:21:CYS:HB3	1:A:22:ARG:HG3	20	0.74
(2,390)	1:B:117:LEU:H	1:B:117:LEU:HB3	11	0.74
(2,390)	1:B:117:LEU:H	1:B:117:LEU:HB3	17	0.74
(2,212)	1:B:116:VAL:H	1:B:117:LEU:HD21	11	0.74
(2,212)	1:B:116:VAL:H	1:B:117:LEU:HD22	11	0.74
(2,212)	1:B:116:VAL:H	1:B:117:LEU:HD23	11	0.74
(2,83)	1:B:121:CYS:HB3	1:B:122:ARG:HG3	17	0.73
(2,83)	1:B:121:CYS:HB3	1:B:122:ARG:HG3	10	0.72
(2,210)	1:A:16:VAL:H	1:A:17:LEU:HD21	20	0.67
(2,210)	1:A:16:VAL:H	1:A:17:LEU:HD22	20	0.67
(2,210)	1:A:16:VAL:H	1:A:17:LEU:HD23	20	0.67
(2,212)	1:B:116:VAL:H	1:B:117:LEU:HD21	17	0.62
(2,212)	1:B:116:VAL:H	1:B:117:LEU:HD22	17	0.62
(2,212)	1:B:116:VAL:H	1:B:117:LEU:HD23	17	0.62
(2,430)	1:A:17:LEU:H	1:A:17:LEU:HB3	11	0.61
(2,212)	1:B:116:VAL:H	1:B:117:LEU:HD21	5	0.61
(2,212)	1:B:116:VAL:H	1:B:117:LEU:HD22	5	0.61
(2,212)	1:B:116:VAL:H	1:B:117:LEU:HD23	5	0.61
(2,212)	1:B:116:VAL:H	1:B:117:LEU:HD21	6	0.61
(2,212)	1:B:116:VAL:H	1:B:117:LEU:HD22	6	0.61
(2,212)	1:B:116:VAL:H	1:B:117:LEU:HD23	6	0.61
(2,210)	1:A:16:VAL:H	1:A:17:LEU:HD21	3	0.61
(2,210)	1:A:16:VAL:H	1:A:17:LEU:HD22	3	0.61
(2,210)	1:A:16:VAL:H	1:A:17:LEU:HD23	3	0.61
(2,432)	1:B:117:LEU:H	1:B:117:LEU:HB3	1	0.6
(2,432)	1:B:117:LEU:H	1:B:117:LEU:HB3	2	0.6
(2,432)	1:B:117:LEU:H	1:B:117:LEU:HB3	3	0.6
(2,432)	1:B:117:LEU:H	1:B:117:LEU:HB3	7	0.6
(2,432)	1:B:117:LEU:H	1:B:117:LEU:HB3	8	0.6
(2,432)	1:B:117:LEU:H	1:B:117:LEU:HB3	12	0.6
(2,432)	1:B:117:LEU:H	1:B:117:LEU:HB3	13	0.6

Continued on next page...

Continued from previous page...

Key	Atom-1	Atom-2	Model ID	Violation (Å)
(2,432)	1:B:117:LEU:H	1:B:117:LEU:HB3	14	0.6
(2,432)	1:B:117:LEU:H	1:B:117:LEU:HB3	15	0.6
(2,432)	1:B:117:LEU:H	1:B:117:LEU:HB3	16	0.6
(2,432)	1:B:117:LEU:H	1:B:117:LEU:HB3	20	0.6
(2,430)	1:A:17:LEU:H	1:A:17:LEU:HB3	5	0.6
(2,430)	1:A:17:LEU:H	1:A:17:LEU:HB3	6	0.6
(2,430)	1:A:17:LEU:H	1:A:17:LEU:HB3	19	0.6
(2,212)	1:B:116:VAL:H	1:B:117:LEU:HD21	9	0.6
(2,212)	1:B:116:VAL:H	1:B:117:LEU:HD22	9	0.6
(2,212)	1:B:116:VAL:H	1:B:117:LEU:HD23	9	0.6
(2,210)	1:A:16:VAL:H	1:A:17:LEU:HD21	2	0.6
(2,210)	1:A:16:VAL:H	1:A:17:LEU:HD22	2	0.6
(2,210)	1:A:16:VAL:H	1:A:17:LEU:HD23	2	0.6
(2,210)	1:A:16:VAL:H	1:A:17:LEU:HD21	8	0.6
(2,210)	1:A:16:VAL:H	1:A:17:LEU:HD22	8	0.6
(2,210)	1:A:16:VAL:H	1:A:17:LEU:HD23	8	0.6
(2,210)	1:A:16:VAL:H	1:A:17:LEU:HD21	13	0.6
(2,210)	1:A:16:VAL:H	1:A:17:LEU:HD22	13	0.6
(2,210)	1:A:16:VAL:H	1:A:17:LEU:HD23	13	0.6
(2,210)	1:A:16:VAL:H	1:A:17:LEU:HD21	14	0.6
(2,210)	1:A:16:VAL:H	1:A:17:LEU:HD22	14	0.6
(2,210)	1:A:16:VAL:H	1:A:17:LEU:HD23	14	0.6
(2,210)	1:A:16:VAL:H	1:A:17:LEU:HD21	15	0.6
(2,210)	1:A:16:VAL:H	1:A:17:LEU:HD22	15	0.6
(2,210)	1:A:16:VAL:H	1:A:17:LEU:HD23	15	0.6
(2,432)	1:B:117:LEU:H	1:B:117:LEU:HB3	18	0.59
(2,430)	1:A:17:LEU:H	1:A:17:LEU:HB3	9	0.59
(2,430)	1:A:17:LEU:H	1:A:17:LEU:HB3	17	0.59
(2,212)	1:B:116:VAL:H	1:B:117:LEU:HD21	18	0.59
(2,212)	1:B:116:VAL:H	1:B:117:LEU:HD22	18	0.59
(2,212)	1:B:116:VAL:H	1:B:117:LEU:HD23	18	0.59
(2,212)	1:B:116:VAL:H	1:B:117:LEU:HD21	19	0.59
(2,212)	1:B:116:VAL:H	1:B:117:LEU:HD22	19	0.59
(2,212)	1:B:116:VAL:H	1:B:117:LEU:HD23	19	0.59
(2,210)	1:A:16:VAL:H	1:A:17:LEU:HD21	1	0.59
(2,210)	1:A:16:VAL:H	1:A:17:LEU:HD22	1	0.59
(2,210)	1:A:16:VAL:H	1:A:17:LEU:HD23	1	0.59
(2,210)	1:A:16:VAL:H	1:A:17:LEU:HD21	12	0.59
(2,210)	1:A:16:VAL:H	1:A:17:LEU:HD22	12	0.59
(2,210)	1:A:16:VAL:H	1:A:17:LEU:HD23	12	0.59
(2,432)	1:B:117:LEU:H	1:B:117:LEU:HB3	4	0.58
(2,432)	1:B:117:LEU:H	1:B:117:LEU:HB3	5	0.58

Continued on next page...

Continued from previous page...

Key	Atom-1	Atom-2	Model ID	Violation (Å)
(2,432)	1:B:117:LEU:H	1:B:117:LEU:HB3	6	0.58
(2,432)	1:B:117:LEU:H	1:B:117:LEU:HB3	9	0.58
(2,432)	1:B:117:LEU:H	1:B:117:LEU:HB3	10	0.58
(2,432)	1:B:117:LEU:H	1:B:117:LEU:HB3	19	0.58
(2,430)	1:A:17:LEU:H	1:A:17:LEU:HB3	1	0.58
(2,430)	1:A:17:LEU:H	1:A:17:LEU:HB3	2	0.58
(2,430)	1:A:17:LEU:H	1:A:17:LEU:HB3	3	0.58
(2,430)	1:A:17:LEU:H	1:A:17:LEU:HB3	4	0.58
(2,430)	1:A:17:LEU:H	1:A:17:LEU:HB3	7	0.58
(2,430)	1:A:17:LEU:H	1:A:17:LEU:HB3	8	0.58
(2,430)	1:A:17:LEU:H	1:A:17:LEU:HB3	10	0.58
(2,430)	1:A:17:LEU:H	1:A:17:LEU:HB3	12	0.58
(2,430)	1:A:17:LEU:H	1:A:17:LEU:HB3	13	0.58
(2,430)	1:A:17:LEU:H	1:A:17:LEU:HB3	14	0.58
(2,430)	1:A:17:LEU:H	1:A:17:LEU:HB3	15	0.58
(2,430)	1:A:17:LEU:H	1:A:17:LEU:HB3	16	0.58
(2,430)	1:A:17:LEU:H	1:A:17:LEU:HB3	18	0.58
(2,430)	1:A:17:LEU:H	1:A:17:LEU:HB3	20	0.58
(2,210)	1:A:16:VAL:H	1:A:17:LEU:HD21	16	0.58
(2,210)	1:A:16:VAL:H	1:A:17:LEU:HD22	16	0.58
(2,210)	1:A:16:VAL:H	1:A:17:LEU:HD23	16	0.58
(2,210)	1:A:16:VAL:H	1:A:17:LEU:HD21	18	0.58
(2,210)	1:A:16:VAL:H	1:A:17:LEU:HD22	18	0.58
(2,210)	1:A:16:VAL:H	1:A:17:LEU:HD23	18	0.58
(2,432)	1:B:117:LEU:H	1:B:117:LEU:HB3	11	0.57
(2,432)	1:B:117:LEU:H	1:B:117:LEU:HB3	17	0.57
(2,210)	1:A:16:VAL:H	1:A:17:LEU:HD21	7	0.57
(2,210)	1:A:16:VAL:H	1:A:17:LEU:HD22	7	0.57
(2,210)	1:A:16:VAL:H	1:A:17:LEU:HD23	7	0.57
(2,212)	1:B:116:VAL:H	1:B:117:LEU:HD21	4	0.53
(2,212)	1:B:116:VAL:H	1:B:117:LEU:HD22	4	0.53
(2,212)	1:B:116:VAL:H	1:B:117:LEU:HD23	4	0.53
(2,212)	1:B:116:VAL:H	1:B:117:LEU:HD21	10	0.53
(2,212)	1:B:116:VAL:H	1:B:117:LEU:HD22	10	0.53
(2,212)	1:B:116:VAL:H	1:B:117:LEU:HD23	10	0.53
(2,210)	1:A:16:VAL:H	1:A:17:LEU:HD21	4	0.53
(2,210)	1:A:16:VAL:H	1:A:17:LEU:HD22	4	0.53
(2,210)	1:A:16:VAL:H	1:A:17:LEU:HD23	4	0.53
(2,210)	1:A:16:VAL:H	1:A:17:LEU:HD21	10	0.53
(2,210)	1:A:16:VAL:H	1:A:17:LEU:HD22	10	0.53
(2,210)	1:A:16:VAL:H	1:A:17:LEU:HD23	10	0.53
(2,308)	1:A:15:PHE:HD1	1:B:119:ARG:HB3	20	0.49

Continued on next page...

Continued from previous page...

Key	Atom-1	Atom-2	Model ID	Violation (Å)
(2,308)	1:A:15:PHE:HD2	1:B:119:ARG:HB3	20	0.49
(2,150)	1:B:116:VAL:H	1:B:116:VAL:HG21	19	0.49
(2,150)	1:B:116:VAL:H	1:B:116:VAL:HG22	19	0.49
(2,150)	1:B:116:VAL:H	1:B:116:VAL:HG23	19	0.49
(2,148)	1:A:16:VAL:H	1:A:16:VAL:HG21	1	0.49
(2,148)	1:A:16:VAL:H	1:A:16:VAL:HG22	1	0.49
(2,148)	1:A:16:VAL:H	1:A:16:VAL:HG23	1	0.49
(2,148)	1:A:16:VAL:H	1:A:16:VAL:HG21	12	0.49
(2,148)	1:A:16:VAL:H	1:A:16:VAL:HG22	12	0.49
(2,148)	1:A:16:VAL:H	1:A:16:VAL:HG23	12	0.49
(2,148)	1:A:16:VAL:H	1:A:16:VAL:HG21	15	0.49
(2,148)	1:A:16:VAL:H	1:A:16:VAL:HG22	15	0.49
(2,148)	1:A:16:VAL:H	1:A:16:VAL:HG23	15	0.49
(2,148)	1:A:16:VAL:H	1:A:16:VAL:HG21	16	0.49
(2,148)	1:A:16:VAL:H	1:A:16:VAL:HG22	16	0.49
(2,148)	1:A:16:VAL:H	1:A:16:VAL:HG23	16	0.49
(2,148)	1:A:16:VAL:H	1:A:16:VAL:HG21	20	0.47
(2,148)	1:A:16:VAL:H	1:A:16:VAL:HG22	20	0.47
(2,148)	1:A:16:VAL:H	1:A:16:VAL:HG23	20	0.47
(2,309)	1:A:19:ARG:HB3	1:B:115:PHE:HD1	20	0.42
(2,309)	1:A:19:ARG:HB3	1:B:115:PHE:HD2	20	0.42
(2,308)	1:A:15:PHE:HD1	1:B:119:ARG:HB3	19	0.41
(2,308)	1:A:15:PHE:HD2	1:B:119:ARG:HB3	19	0.41
(2,210)	1:A:16:VAL:H	1:A:17:LEU:HD21	9	0.41
(2,210)	1:A:16:VAL:H	1:A:17:LEU:HD22	9	0.41
(2,210)	1:A:16:VAL:H	1:A:17:LEU:HD23	9	0.41
(2,309)	1:A:19:ARG:HB3	1:B:115:PHE:HD1	1	0.4
(2,309)	1:A:19:ARG:HB3	1:B:115:PHE:HD2	1	0.4
(2,309)	1:A:19:ARG:HB3	1:B:115:PHE:HD1	15	0.4
(2,309)	1:A:19:ARG:HB3	1:B:115:PHE:HD2	15	0.4
(2,309)	1:A:19:ARG:HB3	1:B:115:PHE:HD1	16	0.4
(2,309)	1:A:19:ARG:HB3	1:B:115:PHE:HD2	16	0.4
(2,308)	1:A:15:PHE:HD1	1:B:119:ARG:HB3	11	0.4
(2,308)	1:A:15:PHE:HD2	1:B:119:ARG:HB3	11	0.4
(2,308)	1:A:15:PHE:HD1	1:B:119:ARG:HB3	13	0.4
(2,308)	1:A:15:PHE:HD2	1:B:119:ARG:HB3	13	0.4
(2,308)	1:A:15:PHE:HD1	1:B:119:ARG:HB3	15	0.4
(2,308)	1:A:15:PHE:HD2	1:B:119:ARG:HB3	15	0.4
(2,308)	1:A:15:PHE:HD1	1:B:119:ARG:HB3	18	0.4
(2,308)	1:A:15:PHE:HD2	1:B:119:ARG:HB3	18	0.4
(2,262)	1:A:12:ILE:HA	1:A:12:ILE:HG12	10	0.4
(2,262)	1:A:12:ILE:HA	1:A:12:ILE:HG12	19	0.4

Continued on next page...

Continued from previous page...

Key	Atom-1	Atom-2	Model ID	Violation (Å)
(2,309)	1:A:19:ARG:HB3	1:B:115:PHE:HD1	4	0.39
(2,309)	1:A:19:ARG:HB3	1:B:115:PHE:HD2	4	0.39
(2,309)	1:A:19:ARG:HB3	1:B:115:PHE:HD1	6	0.39
(2,309)	1:A:19:ARG:HB3	1:B:115:PHE:HD2	6	0.39
(2,309)	1:A:19:ARG:HB3	1:B:115:PHE:HD1	10	0.39
(2,309)	1:A:19:ARG:HB3	1:B:115:PHE:HD2	10	0.39
(2,309)	1:A:19:ARG:HB3	1:B:115:PHE:HD1	18	0.39
(2,309)	1:A:19:ARG:HB3	1:B:115:PHE:HD2	18	0.39
(2,308)	1:A:15:PHE:HD1	1:B:119:ARG:HB3	2	0.39
(2,308)	1:A:15:PHE:HD2	1:B:119:ARG:HB3	2	0.39
(2,308)	1:A:15:PHE:HD1	1:B:119:ARG:HB3	3	0.39
(2,308)	1:A:15:PHE:HD2	1:B:119:ARG:HB3	3	0.39
(2,308)	1:A:15:PHE:HD1	1:B:119:ARG:HB3	16	0.39
(2,308)	1:A:15:PHE:HD2	1:B:119:ARG:HB3	16	0.39
(2,262)	1:A:12:ILE:HA	1:A:12:ILE:HG12	14	0.39
(2,262)	1:A:12:ILE:HA	1:A:12:ILE:HG12	16	0.39
(2,212)	1:B:116:VAL:H	1:B:117:LEU:HD21	20	0.39
(2,212)	1:B:116:VAL:H	1:B:117:LEU:HD22	20	0.39
(2,212)	1:B:116:VAL:H	1:B:117:LEU:HD23	20	0.39
(2,210)	1:A:16:VAL:H	1:A:17:LEU:HD21	17	0.39
(2,210)	1:A:16:VAL:H	1:A:17:LEU:HD22	17	0.39
(2,210)	1:A:16:VAL:H	1:A:17:LEU:HD23	17	0.39
(2,309)	1:A:19:ARG:HB3	1:B:115:PHE:HD1	3	0.38
(2,309)	1:A:19:ARG:HB3	1:B:115:PHE:HD2	3	0.38
(2,309)	1:A:19:ARG:HB3	1:B:115:PHE:HD1	8	0.38
(2,309)	1:A:19:ARG:HB3	1:B:115:PHE:HD2	8	0.38
(2,309)	1:A:19:ARG:HB3	1:B:115:PHE:HD1	9	0.38
(2,309)	1:A:19:ARG:HB3	1:B:115:PHE:HD2	9	0.38
(2,309)	1:A:19:ARG:HB3	1:B:115:PHE:HD1	11	0.38
(2,309)	1:A:19:ARG:HB3	1:B:115:PHE:HD2	11	0.38
(2,308)	1:A:15:PHE:HD1	1:B:119:ARG:HB3	5	0.38
(2,308)	1:A:15:PHE:HD2	1:B:119:ARG:HB3	5	0.38
(2,263)	1:B:112:ILE:HA	1:B:112:ILE:HG12	16	0.38
(2,262)	1:A:12:ILE:HA	1:A:12:ILE:HG12	8	0.38
(2,262)	1:A:12:ILE:HA	1:A:12:ILE:HG12	15	0.38
(2,210)	1:A:16:VAL:H	1:A:17:LEU:HD21	19	0.38
(2,210)	1:A:16:VAL:H	1:A:17:LEU:HD22	19	0.38
(2,210)	1:A:16:VAL:H	1:A:17:LEU:HD23	19	0.38
(2,309)	1:A:19:ARG:HB3	1:B:115:PHE:HD1	7	0.37
(2,309)	1:A:19:ARG:HB3	1:B:115:PHE:HD2	7	0.37
(2,309)	1:A:19:ARG:HB3	1:B:115:PHE:HD1	13	0.37
(2,309)	1:A:19:ARG:HB3	1:B:115:PHE:HD2	13	0.37

Continued on next page...

Continued from previous page...

Key	Atom-1	Atom-2	Model ID	Violation (Å)
(2,308)	1:A:15:PHE:HD1	1:B:119:ARG:HB3	1	0.37
(2,308)	1:A:15:PHE:HD2	1:B:119:ARG:HB3	1	0.37
(2,308)	1:A:15:PHE:HD1	1:B:119:ARG:HB3	6	0.37
(2,308)	1:A:15:PHE:HD2	1:B:119:ARG:HB3	6	0.37
(2,308)	1:A:15:PHE:HD1	1:B:119:ARG:HB3	14	0.37
(2,308)	1:A:15:PHE:HD2	1:B:119:ARG:HB3	14	0.37
(2,262)	1:A:12:ILE:HA	1:A:12:ILE:HG12	11	0.37
(2,262)	1:A:12:ILE:HA	1:A:12:ILE:HG12	13	0.37
(2,212)	1:B:116:VAL:H	1:B:117:LEU:HD21	1	0.37
(2,212)	1:B:116:VAL:H	1:B:117:LEU:HD22	1	0.37
(2,212)	1:B:116:VAL:H	1:B:117:LEU:HD23	1	0.37
(2,212)	1:B:116:VAL:H	1:B:117:LEU:HD21	7	0.37
(2,212)	1:B:116:VAL:H	1:B:117:LEU:HD22	7	0.37
(2,212)	1:B:116:VAL:H	1:B:117:LEU:HD23	7	0.37
(2,212)	1:B:116:VAL:H	1:B:117:LEU:HD21	13	0.37
(2,212)	1:B:116:VAL:H	1:B:117:LEU:HD22	13	0.37
(2,212)	1:B:116:VAL:H	1:B:117:LEU:HD23	13	0.37
(2,212)	1:B:116:VAL:H	1:B:117:LEU:HD21	16	0.37
(2,212)	1:B:116:VAL:H	1:B:117:LEU:HD22	16	0.37
(2,212)	1:B:116:VAL:H	1:B:117:LEU:HD23	16	0.37
(2,309)	1:A:19:ARG:HB3	1:B:115:PHE:HD1	2	0.36
(2,309)	1:A:19:ARG:HB3	1:B:115:PHE:HD2	2	0.36
(2,309)	1:A:19:ARG:HB3	1:B:115:PHE:HD1	5	0.36
(2,309)	1:A:19:ARG:HB3	1:B:115:PHE:HD2	5	0.36
(2,309)	1:A:19:ARG:HB3	1:B:115:PHE:HD1	12	0.36
(2,309)	1:A:19:ARG:HB3	1:B:115:PHE:HD2	12	0.36
(2,309)	1:A:19:ARG:HB3	1:B:115:PHE:HD1	19	0.36
(2,309)	1:A:19:ARG:HB3	1:B:115:PHE:HD2	19	0.36
(2,308)	1:A:15:PHE:HD1	1:B:119:ARG:HB3	4	0.36
(2,308)	1:A:15:PHE:HD2	1:B:119:ARG:HB3	4	0.36
(2,308)	1:A:15:PHE:HD1	1:B:119:ARG:HB3	8	0.36
(2,308)	1:A:15:PHE:HD2	1:B:119:ARG:HB3	8	0.36
(2,308)	1:A:15:PHE:HD1	1:B:119:ARG:HB3	10	0.36
(2,308)	1:A:15:PHE:HD2	1:B:119:ARG:HB3	10	0.36
(2,308)	1:A:15:PHE:HD1	1:B:119:ARG:HB3	12	0.36
(2,308)	1:A:15:PHE:HD2	1:B:119:ARG:HB3	12	0.36
(2,308)	1:A:15:PHE:HD1	1:B:119:ARG:HB3	17	0.36
(2,308)	1:A:15:PHE:HD2	1:B:119:ARG:HB3	17	0.36
(2,212)	1:B:116:VAL:H	1:B:117:LEU:HD21	2	0.36
(2,212)	1:B:116:VAL:H	1:B:117:LEU:HD22	2	0.36
(2,212)	1:B:116:VAL:H	1:B:117:LEU:HD23	2	0.36
(2,212)	1:B:116:VAL:H	1:B:117:LEU:HD21	3	0.36

Continued on next page...

Continued from previous page...

Key	Atom-1	Atom-2	Model ID	Violation (Å)
(2,212)	1:B:116:VAL:H	1:B:117:LEU:HD22	3	0.36
(2,212)	1:B:116:VAL:H	1:B:117:LEU:HD23	3	0.36
(2,212)	1:B:116:VAL:H	1:B:117:LEU:HD21	12	0.36
(2,212)	1:B:116:VAL:H	1:B:117:LEU:HD22	12	0.36
(2,212)	1:B:116:VAL:H	1:B:117:LEU:HD23	12	0.36
(2,212)	1:B:116:VAL:H	1:B:117:LEU:HD21	15	0.36
(2,212)	1:B:116:VAL:H	1:B:117:LEU:HD22	15	0.36
(2,212)	1:B:116:VAL:H	1:B:117:LEU:HD23	15	0.36
(2,210)	1:A:16:VAL:H	1:A:17:LEU:HD21	6	0.36
(2,210)	1:A:16:VAL:H	1:A:17:LEU:HD22	6	0.36
(2,210)	1:A:16:VAL:H	1:A:17:LEU:HD23	6	0.36
(2,212)	1:B:116:VAL:H	1:B:117:LEU:HD21	8	0.35
(2,212)	1:B:116:VAL:H	1:B:117:LEU:HD22	8	0.35
(2,212)	1:B:116:VAL:H	1:B:117:LEU:HD23	8	0.35
(2,212)	1:B:116:VAL:H	1:B:117:LEU:HD21	14	0.35
(2,212)	1:B:116:VAL:H	1:B:117:LEU:HD22	14	0.35
(2,212)	1:B:116:VAL:H	1:B:117:LEU:HD23	14	0.35
(2,308)	1:A:15:PHE:HD1	1:B:119:ARG:HB3	9	0.34
(2,308)	1:A:15:PHE:HD2	1:B:119:ARG:HB3	9	0.34
(2,210)	1:A:16:VAL:H	1:A:17:LEU:HD21	5	0.34
(2,210)	1:A:16:VAL:H	1:A:17:LEU:HD22	5	0.34
(2,210)	1:A:16:VAL:H	1:A:17:LEU:HD23	5	0.34
(2,308)	1:A:15:PHE:HD1	1:B:119:ARG:HB3	7	0.33
(2,308)	1:A:15:PHE:HD2	1:B:119:ARG:HB3	7	0.33
(2,210)	1:A:16:VAL:H	1:A:17:LEU:HD21	11	0.33
(2,210)	1:A:16:VAL:H	1:A:17:LEU:HD22	11	0.33
(2,210)	1:A:16:VAL:H	1:A:17:LEU:HD23	11	0.33
(2,214)	1:A:17:LEU:HD21	1:A:18:ILE:HA	11	0.32
(2,214)	1:A:17:LEU:HD22	1:A:18:ILE:HA	11	0.32
(2,214)	1:A:17:LEU:HD23	1:A:18:ILE:HA	11	0.32
(2,309)	1:A:19:ARG:HB3	1:B:115:PHE:HD1	14	0.3
(2,309)	1:A:19:ARG:HB3	1:B:115:PHE:HD2	14	0.3
(2,309)	1:A:19:ARG:HB3	1:B:115:PHE:HD1	17	0.29
(2,309)	1:A:19:ARG:HB3	1:B:115:PHE:HD2	17	0.29
(2,216)	1:B:117:LEU:HD21	1:B:118:ILE:HA	12	0.28
(2,216)	1:B:117:LEU:HD22	1:B:118:ILE:HA	12	0.28
(2,216)	1:B:117:LEU:HD23	1:B:118:ILE:HA	12	0.28
(2,216)	1:B:117:LEU:HD21	1:B:118:ILE:HA	20	0.28
(2,216)	1:B:117:LEU:HD22	1:B:118:ILE:HA	20	0.28
(2,216)	1:B:117:LEU:HD23	1:B:118:ILE:HA	20	0.28
(2,404)	1:A:22:ARG:HG2	1:B:112:ILE:HA	7	0.27
(2,404)	1:A:22:ARG:HG2	1:B:112:ILE:HA	10	0.27

Continued on next page...

Continued from previous page...

Key	Atom-1	Atom-2	Model ID	Violation (Å)
(2,404)	1:A:22:ARG:HG2	1:B:112:ILE:HA	19	0.27
(2,404)	1:A:22:ARG:HG2	1:B:112:ILE:HA	20	0.27
(2,216)	1:B:117:LEU:HD21	1:B:118:ILE:HA	1	0.27
(2,216)	1:B:117:LEU:HD22	1:B:118:ILE:HA	1	0.27
(2,216)	1:B:117:LEU:HD23	1:B:118:ILE:HA	1	0.27
(2,216)	1:B:117:LEU:HD21	1:B:118:ILE:HA	2	0.27
(2,216)	1:B:117:LEU:HD22	1:B:118:ILE:HA	2	0.27
(2,216)	1:B:117:LEU:HD23	1:B:118:ILE:HA	2	0.27
(2,216)	1:B:117:LEU:HD21	1:B:118:ILE:HA	3	0.27
(2,216)	1:B:117:LEU:HD22	1:B:118:ILE:HA	3	0.27
(2,216)	1:B:117:LEU:HD23	1:B:118:ILE:HA	3	0.27
(2,216)	1:B:117:LEU:HD21	1:B:118:ILE:HA	15	0.27
(2,216)	1:B:117:LEU:HD22	1:B:118:ILE:HA	15	0.27
(2,216)	1:B:117:LEU:HD23	1:B:118:ILE:HA	15	0.27
(2,214)	1:A:17:LEU:HD21	1:A:18:ILE:HA	19	0.27
(2,214)	1:A:17:LEU:HD22	1:A:18:ILE:HA	19	0.27
(2,214)	1:A:17:LEU:HD23	1:A:18:ILE:HA	19	0.27
(2,404)	1:A:22:ARG:HG2	1:B:112:ILE:HA	12	0.26
(2,216)	1:B:117:LEU:HD21	1:B:118:ILE:HA	7	0.26
(2,216)	1:B:117:LEU:HD22	1:B:118:ILE:HA	7	0.26
(2,216)	1:B:117:LEU:HD23	1:B:118:ILE:HA	7	0.26
(2,216)	1:B:117:LEU:HD21	1:B:118:ILE:HA	8	0.26
(2,216)	1:B:117:LEU:HD22	1:B:118:ILE:HA	8	0.26
(2,216)	1:B:117:LEU:HD23	1:B:118:ILE:HA	8	0.26
(2,216)	1:B:117:LEU:HD21	1:B:118:ILE:HA	16	0.26
(2,216)	1:B:117:LEU:HD22	1:B:118:ILE:HA	16	0.26
(2,216)	1:B:117:LEU:HD23	1:B:118:ILE:HA	16	0.26
(2,214)	1:A:17:LEU:HD21	1:A:18:ILE:HA	5	0.26
(2,214)	1:A:17:LEU:HD22	1:A:18:ILE:HA	5	0.26
(2,214)	1:A:17:LEU:HD23	1:A:18:ILE:HA	5	0.26
(2,214)	1:A:17:LEU:HD21	1:A:18:ILE:HA	6	0.26
(2,214)	1:A:17:LEU:HD22	1:A:18:ILE:HA	6	0.26
(2,214)	1:A:17:LEU:HD23	1:A:18:ILE:HA	6	0.26
(2,405)	1:A:12:ILE:HA	1:B:122:ARG:HG2	1	0.25
(2,405)	1:A:12:ILE:HA	1:B:122:ARG:HG2	9	0.25
(2,404)	1:A:22:ARG:HG2	1:B:112:ILE:HA	8	0.25
(2,404)	1:A:22:ARG:HG2	1:B:112:ILE:HA	11	0.25
(2,216)	1:B:117:LEU:HD21	1:B:118:ILE:HA	13	0.25
(2,216)	1:B:117:LEU:HD22	1:B:118:ILE:HA	13	0.25
(2,216)	1:B:117:LEU:HD23	1:B:118:ILE:HA	13	0.25
(2,216)	1:B:117:LEU:HD21	1:B:118:ILE:HA	14	0.25
(2,216)	1:B:117:LEU:HD22	1:B:118:ILE:HA	14	0.25

Continued on next page...

Continued from previous page...

Key	Atom-1	Atom-2	Model ID	Violation (Å)
(2,216)	1:B:117:LEU:HD23	1:B:118:ILE:HA	14	0.25
(2,405)	1:A:12:ILE:HA	1:B:122:ARG:HG2	17	0.23
(2,78)	1:B:117:LEU:HA	1:B:118:ILE:HB	18	0.22
(2,76)	1:A:17:LEU:HA	1:A:18:ILE:HB	11	0.22
(2,76)	1:A:17:LEU:HA	1:A:18:ILE:HB	20	0.22
(2,405)	1:A:12:ILE:HA	1:B:122:ARG:HG2	5	0.22
(2,405)	1:A:12:ILE:HA	1:B:122:ARG:HG2	10	0.22
(2,405)	1:A:12:ILE:HA	1:B:122:ARG:HG2	13	0.22
(2,78)	1:B:117:LEU:HA	1:B:118:ILE:HB	2	0.21
(2,78)	1:B:117:LEU:HA	1:B:118:ILE:HB	4	0.21
(2,78)	1:B:117:LEU:HA	1:B:118:ILE:HB	5	0.21
(2,78)	1:B:117:LEU:HA	1:B:118:ILE:HB	6	0.21
(2,78)	1:B:117:LEU:HA	1:B:118:ILE:HB	10	0.21
(2,78)	1:B:117:LEU:HA	1:B:118:ILE:HB	12	0.21
(2,76)	1:A:17:LEU:HA	1:A:18:ILE:HB	1	0.21
(2,76)	1:A:17:LEU:HA	1:A:18:ILE:HB	2	0.21
(2,76)	1:A:17:LEU:HA	1:A:18:ILE:HB	3	0.21
(2,76)	1:A:17:LEU:HA	1:A:18:ILE:HB	4	0.21
(2,76)	1:A:17:LEU:HA	1:A:18:ILE:HB	5	0.21
(2,76)	1:A:17:LEU:HA	1:A:18:ILE:HB	10	0.21
(2,76)	1:A:17:LEU:HA	1:A:18:ILE:HB	12	0.21
(2,76)	1:A:17:LEU:HA	1:A:18:ILE:HB	13	0.21
(2,76)	1:A:17:LEU:HA	1:A:18:ILE:HB	14	0.21
(2,76)	1:A:17:LEU:HA	1:A:18:ILE:HB	15	0.21
(2,252)	1:B:118:ILE:HA	1:B:118:ILE:HD11	13	0.21
(2,252)	1:B:118:ILE:HA	1:B:118:ILE:HD12	13	0.21
(2,252)	1:B:118:ILE:HA	1:B:118:ILE:HD13	13	0.21
(2,174)	1:B:116:VAL:HA	1:B:117:LEU:HD11	4	0.21
(2,174)	1:B:116:VAL:HA	1:B:117:LEU:HD12	4	0.21
(2,174)	1:B:116:VAL:HA	1:B:117:LEU:HD13	4	0.21
(2,174)	1:B:116:VAL:HA	1:B:117:LEU:HD11	10	0.21
(2,174)	1:B:116:VAL:HA	1:B:117:LEU:HD12	10	0.21
(2,174)	1:B:116:VAL:HA	1:B:117:LEU:HD13	10	0.21
(2,174)	1:B:116:VAL:HA	1:B:117:LEU:HD11	14	0.21
(2,174)	1:B:116:VAL:HA	1:B:117:LEU:HD12	14	0.21
(2,174)	1:B:116:VAL:HA	1:B:117:LEU:HD13	14	0.21
(2,172)	1:A:16:VAL:HA	1:A:17:LEU:HD11	4	0.21
(2,172)	1:A:16:VAL:HA	1:A:17:LEU:HD12	4	0.21
(2,172)	1:A:16:VAL:HA	1:A:17:LEU:HD13	4	0.21
(2,172)	1:A:16:VAL:HA	1:A:17:LEU:HD11	10	0.21
(2,172)	1:A:16:VAL:HA	1:A:17:LEU:HD12	10	0.21
(2,172)	1:A:16:VAL:HA	1:A:17:LEU:HD13	10	0.21

Continued on next page...

Continued from previous page...

Key	Atom-1	Atom-2	Model ID	Violation (Å)
(2,78)	1:B:117:LEU:HA	1:B:118:ILE:HB	1	0.2
(2,78)	1:B:117:LEU:HA	1:B:118:ILE:HB	3	0.2
(2,78)	1:B:117:LEU:HA	1:B:118:ILE:HB	7	0.2
(2,78)	1:B:117:LEU:HA	1:B:118:ILE:HB	8	0.2
(2,78)	1:B:117:LEU:HA	1:B:118:ILE:HB	9	0.2
(2,78)	1:B:117:LEU:HA	1:B:118:ILE:HB	11	0.2
(2,78)	1:B:117:LEU:HA	1:B:118:ILE:HB	13	0.2
(2,78)	1:B:117:LEU:HA	1:B:118:ILE:HB	14	0.2
(2,78)	1:B:117:LEU:HA	1:B:118:ILE:HB	15	0.2
(2,78)	1:B:117:LEU:HA	1:B:118:ILE:HB	16	0.2
(2,78)	1:B:117:LEU:HA	1:B:118:ILE:HB	17	0.2
(2,78)	1:B:117:LEU:HA	1:B:118:ILE:HB	19	0.2
(2,76)	1:A:17:LEU:HA	1:A:18:ILE:HB	6	0.2
(2,76)	1:A:17:LEU:HA	1:A:18:ILE:HB	7	0.2
(2,76)	1:A:17:LEU:HA	1:A:18:ILE:HB	8	0.2
(2,76)	1:A:17:LEU:HA	1:A:18:ILE:HB	16	0.2
(2,76)	1:A:17:LEU:HA	1:A:18:ILE:HB	17	0.2
(2,76)	1:A:17:LEU:HA	1:A:18:ILE:HB	18	0.2
(2,76)	1:A:17:LEU:HA	1:A:18:ILE:HB	19	0.2
(2,405)	1:A:12:ILE:HA	1:B:122:ARG:HG2	7	0.2
(2,404)	1:A:22:ARG:HG2	1:B:112:ILE:HA	15	0.2
(2,404)	1:A:22:ARG:HG2	1:B:112:ILE:HA	18	0.2
(2,174)	1:B:116:VAL:HA	1:B:117:LEU:HD11	2	0.2
(2,174)	1:B:116:VAL:HA	1:B:117:LEU:HD12	2	0.2
(2,174)	1:B:116:VAL:HA	1:B:117:LEU:HD13	2	0.2
(2,174)	1:B:116:VAL:HA	1:B:117:LEU:HD11	3	0.2
(2,174)	1:B:116:VAL:HA	1:B:117:LEU:HD12	3	0.2
(2,174)	1:B:116:VAL:HA	1:B:117:LEU:HD13	3	0.2
(2,174)	1:B:116:VAL:HA	1:B:117:LEU:HD11	8	0.2
(2,174)	1:B:116:VAL:HA	1:B:117:LEU:HD12	8	0.2
(2,174)	1:B:116:VAL:HA	1:B:117:LEU:HD13	8	0.2
(2,174)	1:B:116:VAL:HA	1:B:117:LEU:HD11	13	0.2
(2,174)	1:B:116:VAL:HA	1:B:117:LEU:HD12	13	0.2
(2,174)	1:B:116:VAL:HA	1:B:117:LEU:HD13	13	0.2
(2,174)	1:B:116:VAL:HA	1:B:117:LEU:HD11	15	0.2
(2,174)	1:B:116:VAL:HA	1:B:117:LEU:HD12	15	0.2
(2,174)	1:B:116:VAL:HA	1:B:117:LEU:HD13	15	0.2
(2,174)	1:B:116:VAL:HA	1:B:117:LEU:HD11	20	0.2
(2,174)	1:B:116:VAL:HA	1:B:117:LEU:HD12	20	0.2
(2,174)	1:B:116:VAL:HA	1:B:117:LEU:HD13	20	0.2
(2,172)	1:A:16:VAL:HA	1:A:17:LEU:HD11	5	0.2
(2,172)	1:A:16:VAL:HA	1:A:17:LEU:HD12	5	0.2

Continued on next page...

Continued from previous page...

Key	Atom-1	Atom-2	Model ID	Violation (Å)
(2,172)	1:A:16:VAL:HA	1:A:17:LEU:HD13	5	0.2
(2,172)	1:A:16:VAL:HA	1:A:17:LEU:HD11	6	0.2
(2,172)	1:A:16:VAL:HA	1:A:17:LEU:HD12	6	0.2
(2,172)	1:A:16:VAL:HA	1:A:17:LEU:HD13	6	0.2
(2,172)	1:A:16:VAL:HA	1:A:17:LEU:HD11	18	0.2
(2,172)	1:A:16:VAL:HA	1:A:17:LEU:HD12	18	0.2
(2,172)	1:A:16:VAL:HA	1:A:17:LEU:HD13	18	0.2
(2,78)	1:B:117:LEU:HA	1:B:118:ILE:HB	20	0.19
(2,76)	1:A:17:LEU:HA	1:A:18:ILE:HB	9	0.19
(2,405)	1:A:12:ILE:HA	1:B:122:ARG:HG2	14	0.19
(2,405)	1:A:12:ILE:HA	1:B:122:ARG:HG2	15	0.19
(2,405)	1:A:12:ILE:HA	1:B:122:ARG:HG2	19	0.19
(2,404)	1:A:22:ARG:HG2	1:B:112:ILE:HA	6	0.19
(2,404)	1:A:22:ARG:HG2	1:B:112:ILE:HA	16	0.19
(2,404)	1:A:22:ARG:HG2	1:B:112:ILE:HA	17	0.19
(2,356)	1:A:16:VAL:HG11	1:A:17:LEU:H	20	0.19
(2,356)	1:A:16:VAL:HG12	1:A:17:LEU:H	20	0.19
(2,356)	1:A:16:VAL:HG13	1:A:17:LEU:H	20	0.19
(2,214)	1:A:17:LEU:HD21	1:A:18:ILE:HA	17	0.19
(2,214)	1:A:17:LEU:HD22	1:A:18:ILE:HA	17	0.19
(2,214)	1:A:17:LEU:HD23	1:A:18:ILE:HA	17	0.19
(2,174)	1:B:116:VAL:HA	1:B:117:LEU:HD11	1	0.19
(2,174)	1:B:116:VAL:HA	1:B:117:LEU:HD12	1	0.19
(2,174)	1:B:116:VAL:HA	1:B:117:LEU:HD13	1	0.19
(2,174)	1:B:116:VAL:HA	1:B:117:LEU:HD11	6	0.19
(2,174)	1:B:116:VAL:HA	1:B:117:LEU:HD12	6	0.19
(2,174)	1:B:116:VAL:HA	1:B:117:LEU:HD13	6	0.19
(2,174)	1:B:116:VAL:HA	1:B:117:LEU:HD11	11	0.19
(2,174)	1:B:116:VAL:HA	1:B:117:LEU:HD12	11	0.19
(2,174)	1:B:116:VAL:HA	1:B:117:LEU:HD13	11	0.19
(2,174)	1:B:116:VAL:HA	1:B:117:LEU:HD11	12	0.19
(2,174)	1:B:116:VAL:HA	1:B:117:LEU:HD12	12	0.19
(2,174)	1:B:116:VAL:HA	1:B:117:LEU:HD13	12	0.19
(2,172)	1:A:16:VAL:HA	1:A:17:LEU:HD11	2	0.19
(2,172)	1:A:16:VAL:HA	1:A:17:LEU:HD12	2	0.19
(2,172)	1:A:16:VAL:HA	1:A:17:LEU:HD13	2	0.19
(2,172)	1:A:16:VAL:HA	1:A:17:LEU:HD11	3	0.19
(2,172)	1:A:16:VAL:HA	1:A:17:LEU:HD12	3	0.19
(2,172)	1:A:16:VAL:HA	1:A:17:LEU:HD13	3	0.19
(2,172)	1:A:16:VAL:HA	1:A:17:LEU:HD11	9	0.19
(2,172)	1:A:16:VAL:HA	1:A:17:LEU:HD12	9	0.19
(2,172)	1:A:16:VAL:HA	1:A:17:LEU:HD13	9	0.19

Continued on next page...

Continued from previous page...

Key	Atom-1	Atom-2	Model ID	Violation (Å)
(2,172)	1:A:16:VAL:HA	1:A:17:LEU:HD11	15	0.19
(2,172)	1:A:16:VAL:HA	1:A:17:LEU:HD12	15	0.19
(2,172)	1:A:16:VAL:HA	1:A:17:LEU:HD13	15	0.19
(2,172)	1:A:16:VAL:HA	1:A:17:LEU:HD11	17	0.19
(2,172)	1:A:16:VAL:HA	1:A:17:LEU:HD12	17	0.19
(2,172)	1:A:16:VAL:HA	1:A:17:LEU:HD13	17	0.19
(2,405)	1:A:12:ILE:HA	1:B:122:ARG:HG2	16	0.18
(2,405)	1:A:12:ILE:HA	1:B:122:ARG:HG2	18	0.18
(2,404)	1:A:22:ARG:HG2	1:B:112:ILE:HA	14	0.18
(2,214)	1:A:17:LEU:HD21	1:A:18:ILE:HA	9	0.18
(2,214)	1:A:17:LEU:HD22	1:A:18:ILE:HA	9	0.18
(2,214)	1:A:17:LEU:HD23	1:A:18:ILE:HA	9	0.18
(2,174)	1:B:116:VAL:HA	1:B:117:LEU:HD11	7	0.18
(2,174)	1:B:116:VAL:HA	1:B:117:LEU:HD12	7	0.18
(2,174)	1:B:116:VAL:HA	1:B:117:LEU:HD13	7	0.18
(2,174)	1:B:116:VAL:HA	1:B:117:LEU:HD11	16	0.18
(2,174)	1:B:116:VAL:HA	1:B:117:LEU:HD12	16	0.18
(2,174)	1:B:116:VAL:HA	1:B:117:LEU:HD13	16	0.18
(2,174)	1:B:116:VAL:HA	1:B:117:LEU:HD11	19	0.18
(2,174)	1:B:116:VAL:HA	1:B:117:LEU:HD12	19	0.18
(2,174)	1:B:116:VAL:HA	1:B:117:LEU:HD13	19	0.18
(2,172)	1:A:16:VAL:HA	1:A:17:LEU:HD11	1	0.18
(2,172)	1:A:16:VAL:HA	1:A:17:LEU:HD12	1	0.18
(2,172)	1:A:16:VAL:HA	1:A:17:LEU:HD13	1	0.18
(2,172)	1:A:16:VAL:HA	1:A:17:LEU:HD11	11	0.18
(2,172)	1:A:16:VAL:HA	1:A:17:LEU:HD12	11	0.18
(2,172)	1:A:16:VAL:HA	1:A:17:LEU:HD13	11	0.18
(2,172)	1:A:16:VAL:HA	1:A:17:LEU:HD11	12	0.18
(2,172)	1:A:16:VAL:HA	1:A:17:LEU:HD12	12	0.18
(2,172)	1:A:16:VAL:HA	1:A:17:LEU:HD13	12	0.18
(2,172)	1:A:16:VAL:HA	1:A:17:LEU:HD11	14	0.18
(2,172)	1:A:16:VAL:HA	1:A:17:LEU:HD12	14	0.18
(2,172)	1:A:16:VAL:HA	1:A:17:LEU:HD13	14	0.18
(2,172)	1:A:16:VAL:HA	1:A:17:LEU:HD11	16	0.18
(2,172)	1:A:16:VAL:HA	1:A:17:LEU:HD12	16	0.18
(2,172)	1:A:16:VAL:HA	1:A:17:LEU:HD13	16	0.18
(2,172)	1:A:16:VAL:HA	1:A:17:LEU:HD11	19	0.18
(2,172)	1:A:16:VAL:HA	1:A:17:LEU:HD12	19	0.18
(2,172)	1:A:16:VAL:HA	1:A:17:LEU:HD13	19	0.18
(2,405)	1:A:12:ILE:HA	1:B:122:ARG:HG2	2	0.17
(2,405)	1:A:12:ILE:HA	1:B:122:ARG:HG2	3	0.17
(2,405)	1:A:12:ILE:HA	1:B:122:ARG:HG2	8	0.17

Continued on next page...

Continued from previous page...

Key	Atom-1	Atom-2	Model ID	Violation (Å)
(2,405)	1:A:12:ILE:HA	1:B:122:ARG:HG2	11	0.17
(2,405)	1:A:12:ILE:HA	1:B:122:ARG:HG2	12	0.17
(2,405)	1:A:12:ILE:HA	1:B:122:ARG:HG2	20	0.17
(2,378)	1:B:116:VAL:HB	1:B:117:LEU:H	19	0.17
(2,376)	1:A:16:VAL:HB	1:A:17:LEU:H	1	0.17
(2,376)	1:A:16:VAL:HB	1:A:17:LEU:H	12	0.17
(2,376)	1:A:16:VAL:HB	1:A:17:LEU:H	20	0.17
(2,250)	1:A:18:ILE:HA	1:A:18:ILE:HD11	9	0.17
(2,250)	1:A:18:ILE:HA	1:A:18:ILE:HD12	9	0.17
(2,250)	1:A:18:ILE:HA	1:A:18:ILE:HD13	9	0.17
(2,174)	1:B:116:VAL:HA	1:B:117:LEU:HD11	5	0.17
(2,174)	1:B:116:VAL:HA	1:B:117:LEU:HD12	5	0.17
(2,174)	1:B:116:VAL:HA	1:B:117:LEU:HD13	5	0.17
(2,174)	1:B:116:VAL:HA	1:B:117:LEU:HD11	17	0.17
(2,174)	1:B:116:VAL:HA	1:B:117:LEU:HD12	17	0.17
(2,174)	1:B:116:VAL:HA	1:B:117:LEU:HD13	17	0.17
(2,174)	1:B:116:VAL:HA	1:B:117:LEU:HD11	18	0.17
(2,174)	1:B:116:VAL:HA	1:B:117:LEU:HD12	18	0.17
(2,174)	1:B:116:VAL:HA	1:B:117:LEU:HD13	18	0.17
(2,172)	1:A:16:VAL:HA	1:A:17:LEU:HD11	7	0.17
(2,172)	1:A:16:VAL:HA	1:A:17:LEU:HD12	7	0.17
(2,172)	1:A:16:VAL:HA	1:A:17:LEU:HD13	7	0.17
(2,172)	1:A:16:VAL:HA	1:A:17:LEU:HD11	8	0.17
(2,172)	1:A:16:VAL:HA	1:A:17:LEU:HD12	8	0.17
(2,172)	1:A:16:VAL:HA	1:A:17:LEU:HD13	8	0.17
(2,71)	1:A:19:ARG:HG2	1:B:115:PHE:HD1	11	0.16
(2,71)	1:A:19:ARG:HG2	1:B:115:PHE:HD2	11	0.16
(2,425)	1:B:115:PHE:H	1:B:115:PHE:HB3	1	0.16
(2,425)	1:B:115:PHE:H	1:B:115:PHE:HB3	4	0.16
(2,425)	1:B:115:PHE:H	1:B:115:PHE:HB3	8	0.16
(2,425)	1:B:115:PHE:H	1:B:115:PHE:HB3	9	0.16
(2,425)	1:B:115:PHE:H	1:B:115:PHE:HB3	14	0.16
(2,425)	1:B:115:PHE:H	1:B:115:PHE:HB3	15	0.16
(2,425)	1:B:115:PHE:H	1:B:115:PHE:HB3	16	0.16
(2,424)	1:A:15:PHE:H	1:A:15:PHE:HB3	16	0.16
(2,424)	1:A:15:PHE:H	1:A:15:PHE:HB3	19	0.16
(2,424)	1:A:15:PHE:H	1:A:15:PHE:HB3	20	0.16
(2,405)	1:A:12:ILE:HA	1:B:122:ARG:HG2	4	0.16
(2,405)	1:A:12:ILE:HA	1:B:122:ARG:HG2	6	0.16
(2,404)	1:A:22:ARG:HG2	1:B:112:ILE:HA	4	0.16
(2,404)	1:A:22:ARG:HG2	1:B:112:ILE:HA	9	0.16
(2,376)	1:A:16:VAL:HB	1:A:17:LEU:H	15	0.16

Continued on next page...

Continued from previous page...

Key	Atom-1	Atom-2	Model ID	Violation (Å)
(2,376)	1:A:16:VAL:HB	1:A:17:LEU:H	16	0.16
(2,358)	1:B:116:VAL:HG11	1:B:117:LEU:H	19	0.16
(2,358)	1:B:116:VAL:HG12	1:B:117:LEU:H	19	0.16
(2,358)	1:B:116:VAL:HG13	1:B:117:LEU:H	19	0.16
(2,356)	1:A:16:VAL:HG11	1:A:17:LEU:H	16	0.16
(2,356)	1:A:16:VAL:HG12	1:A:17:LEU:H	16	0.16
(2,356)	1:A:16:VAL:HG13	1:A:17:LEU:H	16	0.16
(2,252)	1:B:118:ILE:HA	1:B:118:ILE:HD11	7	0.16
(2,252)	1:B:118:ILE:HA	1:B:118:ILE:HD12	7	0.16
(2,252)	1:B:118:ILE:HA	1:B:118:ILE:HD13	7	0.16
(2,252)	1:B:118:ILE:HA	1:B:118:ILE:HD11	9	0.16
(2,252)	1:B:118:ILE:HA	1:B:118:ILE:HD12	9	0.16
(2,252)	1:B:118:ILE:HA	1:B:118:ILE:HD13	9	0.16
(2,252)	1:B:118:ILE:HA	1:B:118:ILE:HD11	20	0.16
(2,252)	1:B:118:ILE:HA	1:B:118:ILE:HD12	20	0.16
(2,252)	1:B:118:ILE:HA	1:B:118:ILE:HD13	20	0.16
(2,250)	1:A:18:ILE:HA	1:A:18:ILE:HD11	18	0.16
(2,250)	1:A:18:ILE:HA	1:A:18:ILE:HD12	18	0.16
(2,250)	1:A:18:ILE:HA	1:A:18:ILE:HD13	18	0.16
(2,216)	1:B:117:LEU:HD21	1:B:118:ILE:HA	18	0.16
(2,216)	1:B:117:LEU:HD22	1:B:118:ILE:HA	18	0.16
(2,216)	1:B:117:LEU:HD23	1:B:118:ILE:HA	18	0.16
(2,174)	1:B:116:VAL:HA	1:B:117:LEU:HD11	9	0.16
(2,174)	1:B:116:VAL:HA	1:B:117:LEU:HD12	9	0.16
(2,174)	1:B:116:VAL:HA	1:B:117:LEU:HD13	9	0.16
(2,458)	1:A:19:ARG:HG2	1:A:20:VAL:H	14	0.15
(2,458)	1:A:19:ARG:HG2	1:A:20:VAL:H	17	0.15
(2,425)	1:B:115:PHE:H	1:B:115:PHE:HB3	2	0.15
(2,425)	1:B:115:PHE:H	1:B:115:PHE:HB3	3	0.15
(2,425)	1:B:115:PHE:H	1:B:115:PHE:HB3	5	0.15
(2,425)	1:B:115:PHE:H	1:B:115:PHE:HB3	6	0.15
(2,425)	1:B:115:PHE:H	1:B:115:PHE:HB3	7	0.15
(2,425)	1:B:115:PHE:H	1:B:115:PHE:HB3	10	0.15
(2,425)	1:B:115:PHE:H	1:B:115:PHE:HB3	12	0.15
(2,425)	1:B:115:PHE:H	1:B:115:PHE:HB3	13	0.15
(2,425)	1:B:115:PHE:H	1:B:115:PHE:HB3	17	0.15
(2,425)	1:B:115:PHE:H	1:B:115:PHE:HB3	18	0.15
(2,425)	1:B:115:PHE:H	1:B:115:PHE:HB3	19	0.15
(2,425)	1:B:115:PHE:H	1:B:115:PHE:HB3	20	0.15
(2,424)	1:A:15:PHE:H	1:A:15:PHE:HB3	1	0.15
(2,424)	1:A:15:PHE:H	1:A:15:PHE:HB3	2	0.15
(2,424)	1:A:15:PHE:H	1:A:15:PHE:HB3	3	0.15

Continued on next page...

Continued from previous page...

Key	Atom-1	Atom-2	Model ID	Violation (Å)
(2,424)	1:A:15:PHE:H	1:A:15:PHE:HB3	4	0.15
(2,424)	1:A:15:PHE:H	1:A:15:PHE:HB3	5	0.15
(2,424)	1:A:15:PHE:H	1:A:15:PHE:HB3	6	0.15
(2,424)	1:A:15:PHE:H	1:A:15:PHE:HB3	7	0.15
(2,424)	1:A:15:PHE:H	1:A:15:PHE:HB3	8	0.15
(2,424)	1:A:15:PHE:H	1:A:15:PHE:HB3	9	0.15
(2,424)	1:A:15:PHE:H	1:A:15:PHE:HB3	10	0.15
(2,424)	1:A:15:PHE:H	1:A:15:PHE:HB3	11	0.15
(2,424)	1:A:15:PHE:H	1:A:15:PHE:HB3	12	0.15
(2,424)	1:A:15:PHE:H	1:A:15:PHE:HB3	13	0.15
(2,424)	1:A:15:PHE:H	1:A:15:PHE:HB3	14	0.15
(2,424)	1:A:15:PHE:H	1:A:15:PHE:HB3	15	0.15
(2,424)	1:A:15:PHE:H	1:A:15:PHE:HB3	17	0.15
(2,404)	1:A:22:ARG:HG2	1:B:112:ILE:HA	3	0.15
(2,404)	1:A:22:ARG:HG2	1:B:112:ILE:HA	5	0.15
(2,404)	1:A:22:ARG:HG2	1:B:112:ILE:HA	13	0.15
(2,356)	1:A:16:VAL:HG11	1:A:17:LEU:H	1	0.15
(2,356)	1:A:16:VAL:HG12	1:A:17:LEU:H	1	0.15
(2,356)	1:A:16:VAL:HG13	1:A:17:LEU:H	1	0.15
(2,335)	1:B:118:ILE:HG21	1:B:119:ARG:H	18	0.15
(2,335)	1:B:118:ILE:HG22	1:B:119:ARG:H	18	0.15
(2,335)	1:B:118:ILE:HG23	1:B:119:ARG:H	18	0.15
(2,334)	1:A:18:ILE:HG21	1:A:19:ARG:H	11	0.15
(2,334)	1:A:18:ILE:HG22	1:A:19:ARG:H	11	0.15
(2,334)	1:A:18:ILE:HG23	1:A:19:ARG:H	11	0.15
(2,334)	1:A:18:ILE:HG21	1:A:19:ARG:H	20	0.15
(2,334)	1:A:18:ILE:HG22	1:A:19:ARG:H	20	0.15
(2,334)	1:A:18:ILE:HG23	1:A:19:ARG:H	20	0.15
(2,250)	1:A:18:ILE:HA	1:A:18:ILE:HD11	17	0.15
(2,250)	1:A:18:ILE:HA	1:A:18:ILE:HD12	17	0.15
(2,250)	1:A:18:ILE:HA	1:A:18:ILE:HD13	17	0.15
(2,172)	1:A:16:VAL:HA	1:A:17:LEU:HD11	13	0.15
(2,172)	1:A:16:VAL:HA	1:A:17:LEU:HD12	13	0.15
(2,172)	1:A:16:VAL:HA	1:A:17:LEU:HD13	13	0.15
(2,70)	1:A:15:PHE:HD1	1:B:119:ARG:HG2	18	0.14
(2,70)	1:A:15:PHE:HD2	1:B:119:ARG:HG2	18	0.14
(2,70)	1:A:15:PHE:HD1	1:B:119:ARG:HG2	20	0.14
(2,70)	1:A:15:PHE:HD2	1:B:119:ARG:HG2	20	0.14
(2,425)	1:B:115:PHE:H	1:B:115:PHE:HB3	11	0.14
(2,424)	1:A:15:PHE:H	1:A:15:PHE:HB3	18	0.14
(2,404)	1:A:22:ARG:HG2	1:B:112:ILE:HA	1	0.14
(2,404)	1:A:22:ARG:HG2	1:B:112:ILE:HA	2	0.14

Continued on next page...

Continued from previous page...

Key	Atom-1	Atom-2	Model ID	Violation (Å)
(2,356)	1:A:16:VAL:HG11	1:A:17:LEU:H	12	0.14
(2,356)	1:A:16:VAL:HG12	1:A:17:LEU:H	12	0.14
(2,356)	1:A:16:VAL:HG13	1:A:17:LEU:H	12	0.14
(2,252)	1:B:118:ILE:HA	1:B:118:ILE:HD11	1	0.14
(2,252)	1:B:118:ILE:HA	1:B:118:ILE:HD12	1	0.14
(2,252)	1:B:118:ILE:HA	1:B:118:ILE:HD13	1	0.14
(2,252)	1:B:118:ILE:HA	1:B:118:ILE:HD11	8	0.14
(2,252)	1:B:118:ILE:HA	1:B:118:ILE:HD12	8	0.14
(2,252)	1:B:118:ILE:HA	1:B:118:ILE:HD13	8	0.14
(2,252)	1:B:118:ILE:HA	1:B:118:ILE:HD11	11	0.14
(2,252)	1:B:118:ILE:HA	1:B:118:ILE:HD12	11	0.14
(2,252)	1:B:118:ILE:HA	1:B:118:ILE:HD13	11	0.14
(2,252)	1:B:118:ILE:HA	1:B:118:ILE:HD11	14	0.14
(2,252)	1:B:118:ILE:HA	1:B:118:ILE:HD12	14	0.14
(2,252)	1:B:118:ILE:HA	1:B:118:ILE:HD13	14	0.14
(2,252)	1:B:118:ILE:HA	1:B:118:ILE:HD11	16	0.14
(2,252)	1:B:118:ILE:HA	1:B:118:ILE:HD12	16	0.14
(2,252)	1:B:118:ILE:HA	1:B:118:ILE:HD13	16	0.14
(2,252)	1:B:118:ILE:HA	1:B:118:ILE:HD11	17	0.14
(2,252)	1:B:118:ILE:HA	1:B:118:ILE:HD12	17	0.14
(2,252)	1:B:118:ILE:HA	1:B:118:ILE:HD13	17	0.14
(2,252)	1:B:118:ILE:HA	1:B:118:ILE:HD11	19	0.14
(2,252)	1:B:118:ILE:HA	1:B:118:ILE:HD12	19	0.14
(2,252)	1:B:118:ILE:HA	1:B:118:ILE:HD13	19	0.14
(2,250)	1:A:18:ILE:HA	1:A:18:ILE:HD11	7	0.14
(2,250)	1:A:18:ILE:HA	1:A:18:ILE:HD12	7	0.14
(2,250)	1:A:18:ILE:HA	1:A:18:ILE:HD13	7	0.14
(2,250)	1:A:18:ILE:HA	1:A:18:ILE:HD11	19	0.14
(2,250)	1:A:18:ILE:HA	1:A:18:ILE:HD12	19	0.14
(2,250)	1:A:18:ILE:HA	1:A:18:ILE:HD13	19	0.14
(2,172)	1:A:16:VAL:HA	1:A:17:LEU:HD11	20	0.14
(2,172)	1:A:16:VAL:HA	1:A:17:LEU:HD12	20	0.14
(2,172)	1:A:16:VAL:HA	1:A:17:LEU:HD13	20	0.14
(2,71)	1:A:19:ARG:HG2	1:B:115:PHE:HD1	20	0.13
(2,71)	1:A:19:ARG:HG2	1:B:115:PHE:HD2	20	0.13
(2,356)	1:A:16:VAL:HG11	1:A:17:LEU:H	15	0.13
(2,356)	1:A:16:VAL:HG12	1:A:17:LEU:H	15	0.13
(2,356)	1:A:16:VAL:HG13	1:A:17:LEU:H	15	0.13
(2,252)	1:B:118:ILE:HA	1:B:118:ILE:HD11	3	0.13
(2,252)	1:B:118:ILE:HA	1:B:118:ILE:HD12	3	0.13
(2,252)	1:B:118:ILE:HA	1:B:118:ILE:HD13	3	0.13
(2,252)	1:B:118:ILE:HA	1:B:118:ILE:HD11	15	0.13

Continued on next page...

Continued from previous page...

Key	Atom-1	Atom-2	Model ID	Violation (Å)
(2,252)	1:B:118:ILE:HA	1:B:118:ILE:HD12	15	0.13
(2,252)	1:B:118:ILE:HA	1:B:118:ILE:HD13	15	0.13
(2,250)	1:A:18:ILE:HA	1:A:18:ILE:HD11	1	0.13
(2,250)	1:A:18:ILE:HA	1:A:18:ILE:HD12	1	0.13
(2,250)	1:A:18:ILE:HA	1:A:18:ILE:HD13	1	0.13
(2,250)	1:A:18:ILE:HA	1:A:18:ILE:HD11	6	0.13
(2,250)	1:A:18:ILE:HA	1:A:18:ILE:HD12	6	0.13
(2,250)	1:A:18:ILE:HA	1:A:18:ILE:HD13	6	0.13
(2,250)	1:A:18:ILE:HA	1:A:18:ILE:HD11	8	0.13
(2,250)	1:A:18:ILE:HA	1:A:18:ILE:HD12	8	0.13
(2,250)	1:A:18:ILE:HA	1:A:18:ILE:HD13	8	0.13
(2,250)	1:A:18:ILE:HA	1:A:18:ILE:HD11	14	0.13
(2,250)	1:A:18:ILE:HA	1:A:18:ILE:HD12	14	0.13
(2,250)	1:A:18:ILE:HA	1:A:18:ILE:HD13	14	0.13
(2,250)	1:A:18:ILE:HA	1:A:18:ILE:HD11	16	0.13
(2,250)	1:A:18:ILE:HA	1:A:18:ILE:HD12	16	0.13
(2,250)	1:A:18:ILE:HA	1:A:18:ILE:HD13	16	0.13
(2,214)	1:A:17:LEU:HD21	1:A:18:ILE:HA	18	0.13
(2,214)	1:A:17:LEU:HD22	1:A:18:ILE:HA	18	0.13
(2,214)	1:A:17:LEU:HD23	1:A:18:ILE:HA	18	0.13
(2,356)	1:A:16:VAL:HG11	1:A:17:LEU:H	17	0.12
(2,356)	1:A:16:VAL:HG12	1:A:17:LEU:H	17	0.12
(2,356)	1:A:16:VAL:HG13	1:A:17:LEU:H	17	0.12
(2,252)	1:B:118:ILE:HA	1:B:118:ILE:HD11	2	0.12
(2,252)	1:B:118:ILE:HA	1:B:118:ILE:HD12	2	0.12
(2,252)	1:B:118:ILE:HA	1:B:118:ILE:HD13	2	0.12
(2,252)	1:B:118:ILE:HA	1:B:118:ILE:HD11	4	0.12
(2,252)	1:B:118:ILE:HA	1:B:118:ILE:HD12	4	0.12
(2,252)	1:B:118:ILE:HA	1:B:118:ILE:HD13	4	0.12
(2,252)	1:B:118:ILE:HA	1:B:118:ILE:HD11	5	0.12
(2,252)	1:B:118:ILE:HA	1:B:118:ILE:HD12	5	0.12
(2,252)	1:B:118:ILE:HA	1:B:118:ILE:HD13	5	0.12
(2,252)	1:B:118:ILE:HA	1:B:118:ILE:HD11	6	0.12
(2,252)	1:B:118:ILE:HA	1:B:118:ILE:HD12	6	0.12
(2,252)	1:B:118:ILE:HA	1:B:118:ILE:HD13	6	0.12
(2,252)	1:B:118:ILE:HA	1:B:118:ILE:HD11	10	0.12
(2,252)	1:B:118:ILE:HA	1:B:118:ILE:HD12	10	0.12
(2,252)	1:B:118:ILE:HA	1:B:118:ILE:HD13	10	0.12
(2,252)	1:B:118:ILE:HA	1:B:118:ILE:HD11	12	0.12
(2,252)	1:B:118:ILE:HA	1:B:118:ILE:HD12	12	0.12
(2,252)	1:B:118:ILE:HA	1:B:118:ILE:HD13	12	0.12
(2,250)	1:A:18:ILE:HA	1:A:18:ILE:HD11	2	0.12

Continued on next page...

Continued from previous page...

Key	Atom-1	Atom-2	Model ID	Violation (Å)
(2,250)	1:A:18:ILE:HA	1:A:18:ILE:HD12	2	0.12
(2,250)	1:A:18:ILE:HA	1:A:18:ILE:HD13	2	0.12
(2,250)	1:A:18:ILE:HA	1:A:18:ILE:HD11	3	0.12
(2,250)	1:A:18:ILE:HA	1:A:18:ILE:HD12	3	0.12
(2,250)	1:A:18:ILE:HA	1:A:18:ILE:HD13	3	0.12
(2,250)	1:A:18:ILE:HA	1:A:18:ILE:HD11	4	0.12
(2,250)	1:A:18:ILE:HA	1:A:18:ILE:HD12	4	0.12
(2,250)	1:A:18:ILE:HA	1:A:18:ILE:HD13	4	0.12
(2,250)	1:A:18:ILE:HA	1:A:18:ILE:HD11	5	0.12
(2,250)	1:A:18:ILE:HA	1:A:18:ILE:HD12	5	0.12
(2,250)	1:A:18:ILE:HA	1:A:18:ILE:HD13	5	0.12
(2,250)	1:A:18:ILE:HA	1:A:18:ILE:HD11	10	0.12
(2,250)	1:A:18:ILE:HA	1:A:18:ILE:HD12	10	0.12
(2,250)	1:A:18:ILE:HA	1:A:18:ILE:HD13	10	0.12
(2,250)	1:A:18:ILE:HA	1:A:18:ILE:HD11	12	0.12
(2,250)	1:A:18:ILE:HA	1:A:18:ILE:HD12	12	0.12
(2,250)	1:A:18:ILE:HA	1:A:18:ILE:HD13	12	0.12
(2,250)	1:A:18:ILE:HA	1:A:18:ILE:HD11	15	0.12
(2,250)	1:A:18:ILE:HA	1:A:18:ILE:HD12	15	0.12
(2,250)	1:A:18:ILE:HA	1:A:18:ILE:HD13	15	0.12
(2,70)	1:A:15:PHE:HD1	1:B:119:ARG:HG2	4	0.11
(2,70)	1:A:15:PHE:HD2	1:B:119:ARG:HG2	4	0.11
(2,70)	1:A:15:PHE:HD1	1:B:119:ARG:HG2	11	0.11
(2,70)	1:A:15:PHE:HD2	1:B:119:ARG:HG2	11	0.11
(2,349)	1:A:19:ARG:HG2	1:B:114:GLN:H	14	0.11
(2,216)	1:B:117:LEU:HD21	1:B:118:ILE:HA	4	0.11
(2,216)	1:B:117:LEU:HD22	1:B:118:ILE:HA	4	0.11
(2,216)	1:B:117:LEU:HD23	1:B:118:ILE:HA	4	0.11
(2,216)	1:B:117:LEU:HD21	1:B:118:ILE:HA	10	0.11
(2,216)	1:B:117:LEU:HD22	1:B:118:ILE:HA	10	0.11
(2,216)	1:B:117:LEU:HD23	1:B:118:ILE:HA	10	0.11

10 Dihedral-angle violation analysis

Dihedral angle analysis failed due to data error in the dihedral angle restraints, possibly missing target value