



Full wwPDB EM Validation Report ⓘ

Dec 18, 2022 – 06:23 pm GMT

PDB ID : 7ARD
EMDB ID : EMD-11880
Title : Cryo-EM structure of Polytomella Complex-I (complete composition)
Authors : Klusch, N.; Kuehlbrandt, W.; Yildiz, O.
Deposited on : 2020-10-23
Resolution : 3.11 Å (reported)

This is a Full wwPDB EM Validation Report for a publicly released PDB entry.

We welcome your comments at validation@mail.wwpdb.org

A user guide is available at

<https://www.wwpdb.org/validation/2017/EMValidationReportHelp>

with specific help available everywhere you see the ⓘ symbol.

The types of validation reports are described at

<http://www.wwpdb.org/validation/2017/FAQs#types>.

The following versions of software and data (see [references ⓘ](#)) were used in the production of this report:

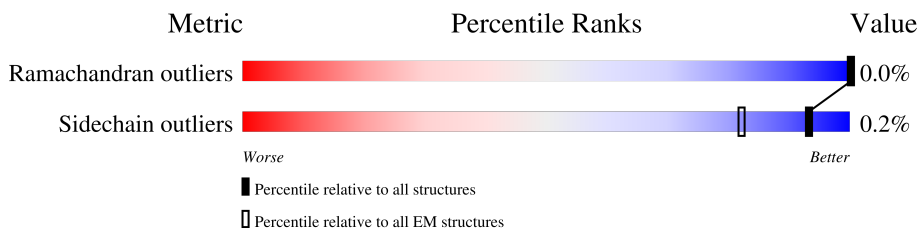
EMDB validation analysis : 0.0.1.dev43
Mogul : 1.8.4, CSD as541be (2020)
MolProbity : 4.02b-467
buster-report : 1.1.7 (2018)
Percentile statistics : 20191225.v01 (using entries in the PDB archive December 25th 2019)
MapQ : 1.9.9
Ideal geometry (proteins) : Engh & Huber (2001)
Ideal geometry (DNA, RNA) : Parkinson et al. (1996)
Validation Pipeline (wwPDB-VP) : 2.31.3

1 Overall quality at a glance i

The following experimental techniques were used to determine the structure:
ELECTRON MICROSCOPY

The reported resolution of this entry is 3.11 Å.

Percentile scores (ranging between 0-100) for global validation metrics of the entry are shown in the following graphic. The table shows the number of entries on which the scores are based.



Metric	Whole archive (#Entries)	EM structures (#Entries)
Ramachandran outliers	154571	4023
Sidechain outliers	154315	3826

The table below summarises the geometric issues observed across the polymeric chains and their fit to the map. The red, orange, yellow and green segments of the bar indicate the fraction of residues that contain outliers for ≥ 3 , 2, 1 and 0 types of geometric quality criteria respectively. A grey segment represents the fraction of residues that are not modelled. The numeric value for each fraction is indicated below the corresponding segment, with a dot representing fractions $\leq 5\%$. The upper red bar (where present) indicates the fraction of residues that have poor fit to the EM map (all-atom inclusion $< 40\%$). The numeric value is given above the bar.

Mol	Chain	Length	Quality of chain
1	A	154	
2	B	164	
3	C	217	
4	D	395	
5	E	276	
6	F	469	
7	G	720	
8	H	293	
9	I	229	

Continued on next page...

Continued from previous page...

Mol	Chain	Length	Quality of chain
10	J	145	11% 99%
11	K	127	6% 82% 18%
12	L	536	100%
13	M	438	100%
14	N	375	99%
15	O	200	80% 20%
16	P	370	11% 94% 6%
17	Q	185	7% 88% 12%
18	R	132	22% 82% 18%
19	S	98	9% 97%
20	T	123	13% 67% 33%
21	U	122	43% 69% 31%
22	V	159	16% 84% 16%
23	W	137	26% 93% 7%
24	X	100	6% 99%
25	Y	206	11% 100%
26	Z	142	24% 86% 13%
27	a	71	13% 85% 15%
28	b	54	94% 94% 6%
29	c	110	5% 88% 12%
30	d	83	8% 96%
31	e	75	7% 95% 5%
32	f	121	7% 91% 8%
33	g	172	6% 85% 15%
34	h	81	12% 95% 5%

Continued on next page...

Continued from previous page...

Mol	Chain	Length	Quality of chain
35	i	128	13% 87% 13%
36	j	87	14% 100%
37	k	55	9% 80% 20%
38	l	151	5% 84% 16%
39	m	138	80% 20%
40	n	121	10% 99%
41	o	85	96% ..
42	p	156	5% 99%
43	q	155	17% 82%
44	r	121	31% 50% 50%
45	s	118	6% 97%
46	t	134	5% 61% 39%
47	u	50	38% 96%
48	w	41	12% 100%
49	x	280	89% 11%
50	y	310	12% 99%
51	z	227	7% 100%

2 Entry composition [i](#)

There are 61 unique types of molecules in this entry. The entry contains 70559 atoms, of which 0 are hydrogens and 0 are deuteriums.

In the tables below, the AltConf column contains the number of residues with at least one atom in alternate conformation and the Trace column contains the number of residues modelled with at most 2 atoms.

- Molecule 1 is a protein called ND3.

Mol	Chain	Residues	Atoms					AltConf	Trace
			Total	C	N	O	S		
1	A	121	999	673	148	172	6	0	0

- Molecule 2 is a protein called PSST.

Mol	Chain	Residues	Atoms					AltConf	Trace
			Total	C	N	O	S		
2	B	154	1206	774	208	211	13	0	0

- Molecule 3 is a protein called ND9.

Mol	Chain	Residues	Atoms					AltConf	Trace
			Total	C	N	O	S		
3	C	216	1808	1169	302	332	5	0	0

- Molecule 4 is a protein called ND7.

Mol	Chain	Residues	Atoms					AltConf	Trace
			Total	C	N	O	S		
4	D	395	3178	2029	557	569	23	0	0

- Molecule 5 is a protein called 24 kDa.

Mol	Chain	Residues	Atoms					AltConf	Trace
			Total	C	N	O	S		
5	E	235	1806	1135	306	350	15	0	0

- Molecule 6 is a protein called 51 kDa.

Mol	Chain	Residues	Atoms					AltConf	Trace
			Total	C	N	O	S		
6	F	430	3322	2088	594	617	23	0	0

- Molecule 7 is a protein called 75 kDa.

Mol	Chain	Residues	Atoms					AltConf	Trace
			Total	C	N	O	S		
7	G	682	5166	3243	919	980	24	0	0

- Molecule 8 is a protein called ND1.

Mol	Chain	Residues	Atoms					AltConf	Trace
			Total	C	N	O	S		
8	H	293	2237	1487	346	387	17	0	0

- Molecule 9 is a protein called TYKY.

Mol	Chain	Residues	Atoms					AltConf	Trace
			Total	C	N	O	S		
9	I	199	1602	1000	274	317	11	0	0

- Molecule 10 is a protein called ND6.

Mol	Chain	Residues	Atoms					AltConf	Trace
			Total	C	N	O	S		
10	J	145	1120	755	159	197	9	0	0

- Molecule 11 is a protein called ND4L.

Mol	Chain	Residues	Atoms					AltConf	Trace
			Total	C	N	O	S		
11	K	104	798	518	128	145	7	0	0

- Molecule 12 is a protein called ND5.

Mol	Chain	Residues	Atoms					AltConf	Trace
			Total	C	N	O	S		
12	L	536	4111	2697	654	735	25	0	0

- Molecule 13 is a protein called ND4.

Mol	Chain	Residues	Atoms					AltConf	Trace
			Total	C	N	O	S		
13	M	438	3425	2314	520	572	19	0	0

- Molecule 14 is a protein called ND2.

Mol	Chain	Residues	Atoms					AltConf	Trace
			Total	C	N	O	S		
14	N	375	2967	1998	450	505	14	0	0

- Molecule 15 is a protein called C1-FDX.

Mol	Chain	Residues	Atoms					AltConf	Trace
			Total	C	N	O	S		
15	O	161	1336	871	213	247	5	0	0

- Molecule 16 is a protein called 39 kDa.

Mol	Chain	Residues	Atoms					AltConf	Trace
			Total	C	N	O	S		
16	P	347	2701	1713	464	514	10	0	0

- Molecule 17 is a protein called 18 kDa.

Mol	Chain	Residues	Atoms					AltConf	Trace
			Total	C	N	O	S		
17	Q	162	1276	812	227	233	4	0	0

- Molecule 18 is a protein called 13 kDa.

Mol	Chain	Residues	Atoms					AltConf	Trace
			Total	C	N	O	S		
18	R	108	812	510	138	159	5	0	0

- Molecule 19 is a protein called B8.

Mol	Chain	Residues	Atoms				AltConf	Trace
			Total	C	N	O		
19	S	95	716	450	124	142	0	0

- Molecule 20 is a protein called SDAP1.

Mol	Chain	Residues	Atoms					AltConf	Trace
			Total	C	N	O	S		
20	T	83	645	406	103	134	2	0	0

- Molecule 21 is a protein called SDAP2.

Mol	Chain	Residues	Atoms				AltConf	Trace
21	U	84	Total	C	N	O	0	0
			655	414	103	138		

- Molecule 22 is a protein called B13.

Mol	Chain	Residues	Atoms					AltConf	Trace
22	V	134	Total	C	N	O	S	0	0
			1052	671	170	209	2		

- Molecule 23 is a protein called B14.

Mol	Chain	Residues	Atoms					AltConf	Trace
23	W	127	Total	C	N	O	S	0	0
			1074	695	185	188	6		

- Molecule 24 is a protein called PGIV.

Mol	Chain	Residues	Atoms					AltConf	Trace
24	X	99	Total	C	N	O	S	0	0
			816	522	139	149	6		

- Molecule 25 is a protein called B14.7.

Mol	Chain	Residues	Atoms					AltConf	Trace
25	Y	205	Total	C	N	O	S	0	0
			1583	1027	259	293	4		

- Molecule 26 is a protein called B16.6.

Mol	Chain	Residues	Atoms					AltConf	Trace
26	Z	124	Total	C	N	O	S	0	0
			1003	639	184	178	2		

- Molecule 27 is a protein called MWFE.

Mol	Chain	Residues	Atoms					AltConf	Trace
27	a	60	Total	C	N	O	S	0	0
			515	335	89	90	1		

- Molecule 28 is a protein called B9.

Mol	Chain	Residues	Atoms				AltConf	Trace
28	b	54	Total	C	N	O	0	0
			270	162	54	54		

- Molecule 29 is a protein called KFYI.

Mol	Chain	Residues	Atoms					AltConf	Trace
29	c	97	Total	C	N	O	S	0	0
			785	512	134	136	3		

- Molecule 30 is a protein called B14.5b.

Mol	Chain	Residues	Atoms					AltConf	Trace
30	d	80	Total	C	N	O	S	0	0
			650	420	112	116	2		

- Molecule 31 is a protein called 15 kDa.

Mol	Chain	Residues	Atoms					AltConf	Trace
31	e	71	Total	C	N	O	S	0	0
			592	370	103	112	7		

- Molecule 32 is a protein called MNLL.

Mol	Chain	Residues	Atoms					AltConf	Trace
32	f	111	Total	C	N	O	S	0	0
			877	566	146	163	2		

- Molecule 33 is a protein called ESSS.

Mol	Chain	Residues	Atoms					AltConf	Trace
33	g	147	Total	C	N	O	S	0	0
			1176	763	194	213	6		

- Molecule 34 is a protein called NUOP4.

Mol	Chain	Residues	Atoms					AltConf	Trace
34	h	77	Total	C	N	O	S	0	0
			625	411	94	118	2		

- Molecule 35 is a protein called NUOP5.

Mol	Chain	Residues	Atoms				AltConf	Trace
35	i	111	Total	C	N	O	0	0
			922	576	170	176		

- Molecule 36 is a protein called AGGG.

Mol	Chain	Residues	Atoms				AltConf	Trace
36	j	87	Total	C	N	O	0	0
			435	261	87	87		

- Molecule 37 is a protein called B12.

Mol	Chain	Residues	Atoms					AltConf	Trace
37	k	44	Total	C	N	O	S	0	0
			367	247	60	59	1		

- Molecule 38 is a protein called ASHI.

Mol	Chain	Residues	Atoms					AltConf	Trace
38	l	127	Total	C	N	O	S	0	0
			1018	666	161	184	7		

- Molecule 39 is a protein called B15.

Mol	Chain	Residues	Atoms					AltConf	Trace
39	m	111	Total	C	N	O	S	0	0
			934	601	158	172	3		

- Molecule 40 is a protein called Complex I-B22.

Mol	Chain	Residues	Atoms					AltConf	Trace
40	n	120	Total	C	N	O	S	0	0
			1008	648	183	173	4		

- Molecule 41 is a protein called B18.

Mol	Chain	Residues	Atoms					AltConf	Trace
41	o	83	Total	C	N	O	S	0	0
			704	448	129	120	7		

- Molecule 42 is a protein called PDSW.

Mol	Chain	Residues	Atoms					AltConf	Trace
42	p	155	Total	C	N	O	S	0	0
			1287	803	242	238	4		

- Molecule 43 is a protein called B17.2.

Mol	Chain	Residues	Atoms					AltConf	Trace
43	q	28	Total	C	N	O	S	0	0
			243	160	43	39	1		

- Molecule 44 is a protein called B14.5a.

Mol	Chain	Residues	Atoms					AltConf	Trace
44	r	60	Total	C	N	O	S	0	0
			493	317	88	87	1		

- Molecule 45 is a protein called NUOP7.

Mol	Chain	Residues	Atoms					AltConf	Trace
45	s	115	Total	C	N	O	S	0	0
			933	613	155	164	1		

- Molecule 46 is a protein called NUOP8.

Mol	Chain	Residues	Atoms					AltConf	Trace
46	t	82	Total	C	N	O	S	0	0
			706	476	112	116	2		

- Molecule 47 is a protein called unknown.

Mol	Chain	Residues	Atoms				AltConf	Trace
47	u	50	Total	C	N	O	0	0
			250	150	50	50		

- Molecule 48 is a protein called unknown.

Mol	Chain	Residues	Atoms				AltConf	Trace
48	w	41	Total	C	N	O	0	0
			204	122	41	41		

- Molecule 49 is a protein called CAL.

Mol	Chain	Residues	Atoms					AltConf	Trace
			Total	C	N	O	S		
49	x	250	1967	1240	346	375	6	0	0

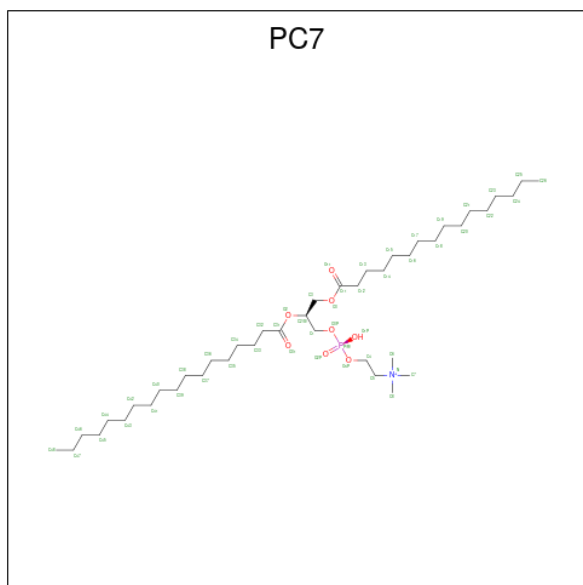
- Molecule 50 is a protein called CA2.

Mol	Chain	Residues	Atoms					AltConf	Trace
			Total	C	N	O	S		
50	y	308	2316	1470	401	438	7	0	0

- Molecule 51 is a protein called CA3.

Mol	Chain	Residues	Atoms					AltConf	Trace
			Total	C	N	O	S		
51	z	226	1687	1069	279	334	5	0	0

- Molecule 52 is (7S)-4-HYDROXY-N,N,N-TRIMETHYL-9-OXO-7-[(PALMITOYLOXY)METHYL]-3,5,8-TRIOXA-4-PHOSPHAHEXACOSAN-1-AMINIUM 4-OXIDE (three-letter code: PC7) (formula: C₄₂H₈₅NO₈P).



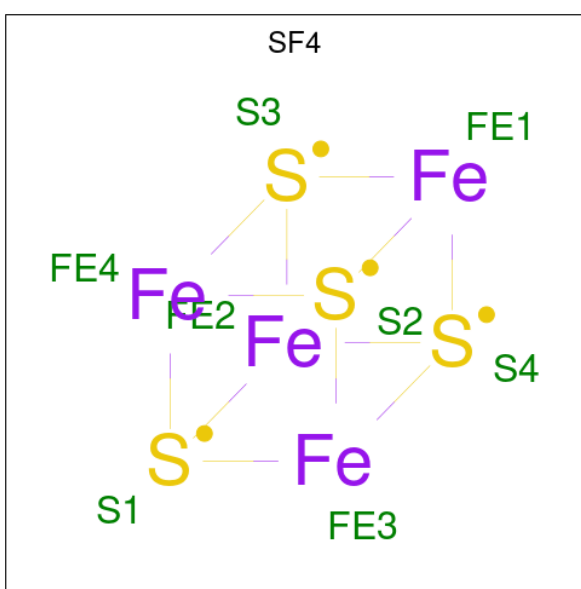
Mol	Chain	Residues	Atoms					AltConf
			Total	C	N	O	P	
52	A	1	49	39	1	8	1	0
52	L	1	48	38	1	8	1	0
52	M	1	104	84	2	16	2	0

Continued on next page...

Continued from previous page...

Mol	Chain	Residues	Atoms					AltConf
			Total	C	N	O	P	
52	M	1	Total 104	C 84	N 2	O 16	P 2	0
52	N	1	Total 104	C 84	N 2	O 16	P 2	0
52	N	1	Total 104	C 84	N 2	O 16	P 2	0
52	z	1	Total 52	C 42	N 1	O 8	P 1	0

- Molecule 53 is IRON/SULFUR CLUSTER (three-letter code: SF4) (formula: Fe₄S₄).



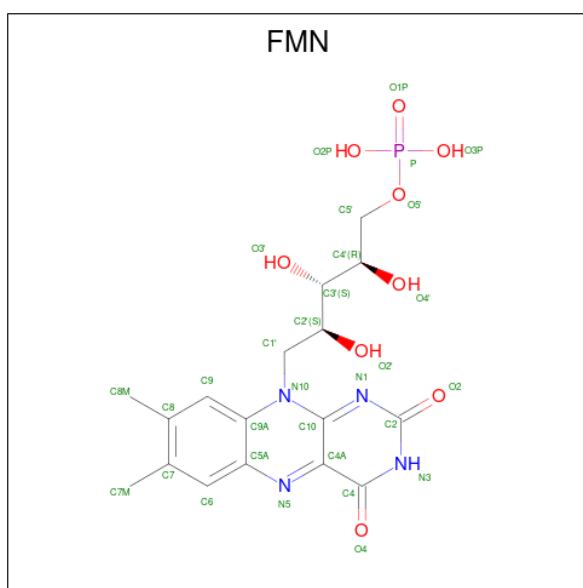
Mol	Chain	Residues	Atoms			AltConf
			Total	Fe	S	
53	B	1	Total 8	Fe 4	S 4	0
53	F	1	Total 8	Fe 4	S 4	0
53	G	1	Total 16	Fe 8	S 8	0
53	G	1	Total 16	Fe 8	S 8	0
53	I	1	Total 16	Fe 8	S 8	0
53	I	1	Total 16	Fe 8	S 8	0

- Molecule 54 is FE2/S2 (INORGANIC) CLUSTER (three-letter code: FES) (formula: Fe₂S₂).



Mol	Chain	Residues	Atoms			AltConf
54	E	1	Total	Fe	S	0
			4	2	2	
54	G	1	Total	Fe	S	0
			4	2	2	

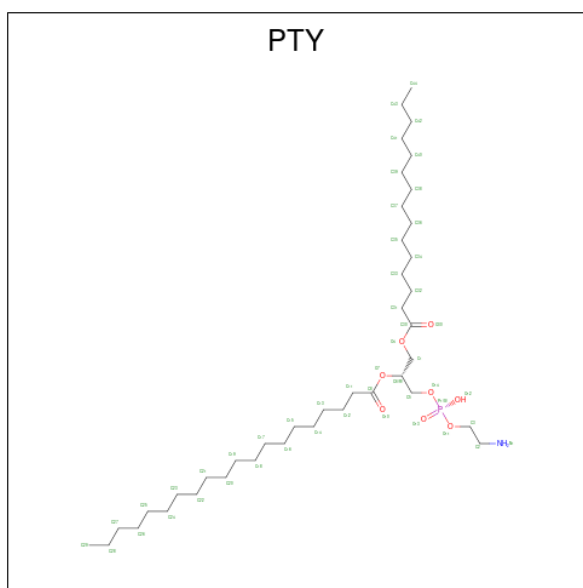
- Molecule 55 is FLAVIN MONONUCLEOTIDE (three-letter code: FMN) (formula: C₁₇H₂₁N₄O₉P).



Mol	Chain	Residues	Atoms					AltConf
55	F	1	Total	C	N	O	P	0
			31	17	4	9	1	

- Molecule 56 is PHOSPHATIDYLETHANOLAMINE (three-letter code: PTY) (formula:

C₄₀H₈₀NO₈P).



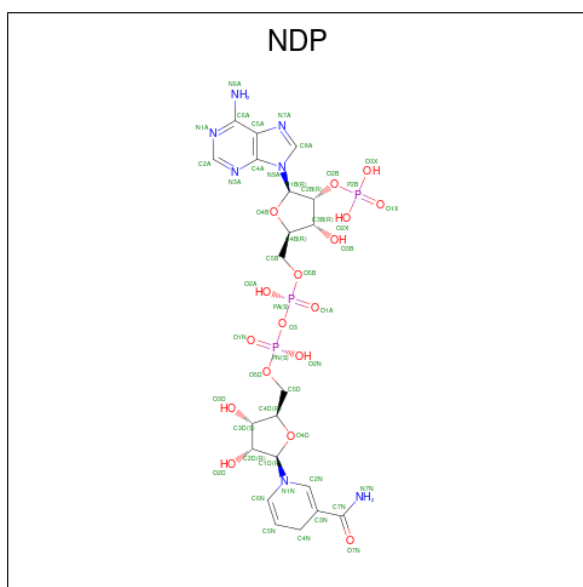
Mol	Chain	Residues	Atoms					AltConf
			Total	C	N	O	P	
56	H	1	Total	C	N	O	P	0
			50	40	1	8	1	
56	L	1	Total	C	N	O	P	0
			50	40	1	8	1	
56	M	1	Total	C	N	O	P	0
			47	37	1	8	1	
56	N	1	Total	C	N	O	P	0
			50	40	1	8	1	
56	Y	1	Total	C	N	O	P	0
			50	40	1	8	1	
56	m	1	Total	C	N	O	P	0
			100	80	2	16	2	
56	m	1	Total	C	N	O	P	0
			100	80	2	16	2	

- Molecule 57 is CARDIOLIPIN (three-letter code: CDL) (formula: C₈₁H₁₅₆O₁₇P₂).



Mol	Chain	Residues	Atoms				AltConf
			Total	C	O	P	
57	L	1	89	70	17	2	0
57	M	1	100	81	17	2	0
57	N	1	100	81	17	2	0
57	d	1	100	81	17	2	0
57	t	1	100	81	17	2	0

- Molecule 58 is NADPH DIHYDRO-NICOTINAMIDE-ADENINE-DINUCLEOTIDE PHOSPHATE (three-letter code: NDP) (formula: $C_{21}H_{30}N_7O_{17}P_3$).

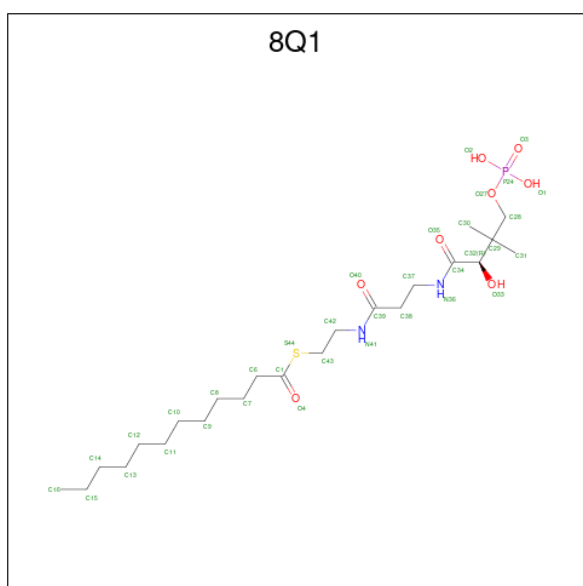


Mol	Chain	Residues	Atoms				AltConf	
58	P	1	Total	C	N	O	P	0
			48	21	7	17	3	

- Molecule 59 is ZINC ION (three-letter code: ZN) (formula: Zn).

Mol	Chain	Residues	Atoms		AltConf
59	R	1	Total	Zn	0
			1	1	

- Molecule 60 is S-[2-({N-[(2R)-2-hydroxy-3,3-dimethyl-4-(phosphonoxy)butanoyl]-beta-alanyl}amino)ethyl] dodecanethioate (three-letter code: 8Q1) (formula: C₂₃H₄₅N₂O₈PS).



Mol	Chain	Residues	Atoms					AltConf	
60	W	1	Total	C	N	O	P	S	0
			35	23	2	8	1	1	
60	n	1	Total	C	N	O	P	S	0
			35	23	2	8	1	1	

- Molecule 61 is water.

Mol	Chain	Residues	Atoms		AltConf
61	A	6	Total	O	0
			6	6	
61	B	15	Total	O	0
			15	15	
61	C	37	Total	O	0
			37	37	
61	D	43	Total	O	0
			43	43	
61	E	15	Total	O	0
			15	15	
61	F	16	Total	O	0
			16	16	
61	G	114	Total	O	0
			114	114	
61	H	11	Total	O	0
			11	11	
61	I	33	Total	O	0
			33	33	
61	J	3	Total	O	0
			3	3	
61	K	5	Total	O	0
			5	5	
61	L	38	Total	O	0
			38	38	
61	M	39	Total	O	0
			39	39	
61	N	22	Total	O	0
			22	22	
61	O	15	Total	O	0
			15	15	
61	P	54	Total	O	0
			54	54	
61	Q	36	Total	O	0
			36	36	
61	R	9	Total	O	0
			9	9	

Continued on next page...

Continued from previous page...

Mol	Chain	Residues	Atoms		AltConf
61	S	7	Total 7	O 7	0
61	T	3	Total 3	O 3	0
61	V	8	Total 8	O 8	0
61	W	12	Total 12	O 12	0
61	X	2	Total 2	O 2	0
61	Y	13	Total 13	O 13	0
61	Z	10	Total 10	O 10	0
61	a	6	Total 6	O 6	0
61	c	7	Total 7	O 7	0
61	d	5	Total 5	O 5	0
61	e	6	Total 6	O 6	0
61	f	1	Total 1	O 1	0
61	g	9	Total 9	O 9	0
61	h	2	Total 2	O 2	0
61	i	9	Total 9	O 9	0
61	k	1	Total 1	O 1	0
61	l	21	Total 21	O 21	0
61	m	22	Total 22	O 22	0
61	n	5	Total 5	O 5	0
61	o	1	Total 1	O 1	0
61	p	14	Total 14	O 14	0

Continued on next page...

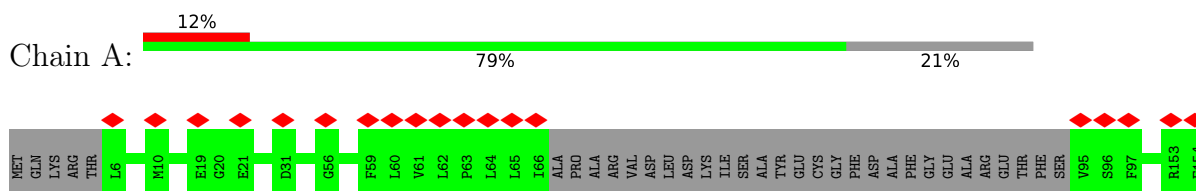
Continued from previous page...

Mol	Chain	Residues	Atoms		AltConf
61	q	8	Total 8	O 8	0
61	r	7	Total 7	O 7	0
61	s	8	Total 8	O 8	0
61	t	7	Total 7	O 7	0
61	x	25	Total 25	O 25	0
61	y	28	Total 28	O 28	0
61	z	24	Total 24	O 24	0

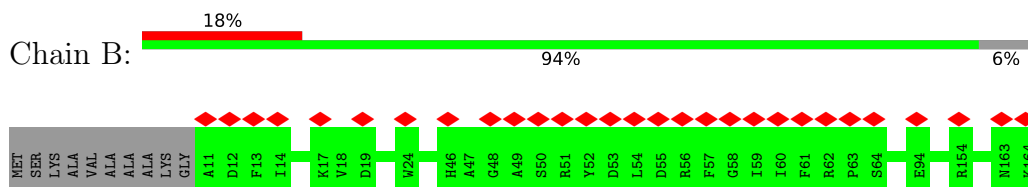
3 Residue-property plots [i](#)

These plots are drawn for all protein, RNA, DNA and oligosaccharide chains in the entry. The first graphic for a chain summarises the proportions of the various outlier classes displayed in the second graphic. The second graphic shows the sequence view annotated by issues in geometry and atom inclusion in map density. Residues are color-coded according to the number of geometric quality criteria for which they contain at least one outlier: green = 0, yellow = 1, orange = 2 and red = 3 or more. A red diamond above a residue indicates a poor fit to the EM map for this residue (all-atom inclusion < 40%). Stretches of 2 or more consecutive residues without any outlier are shown as a green connector. Residues present in the sample, but not in the model, are shown in grey.

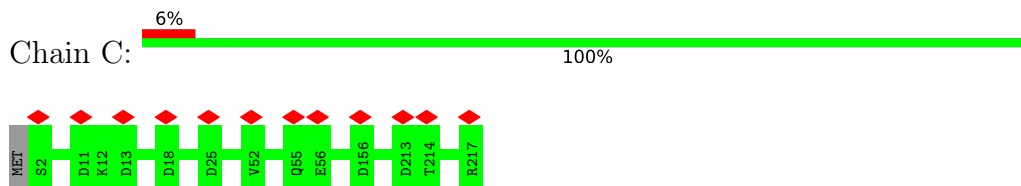
- Molecule 1: ND3



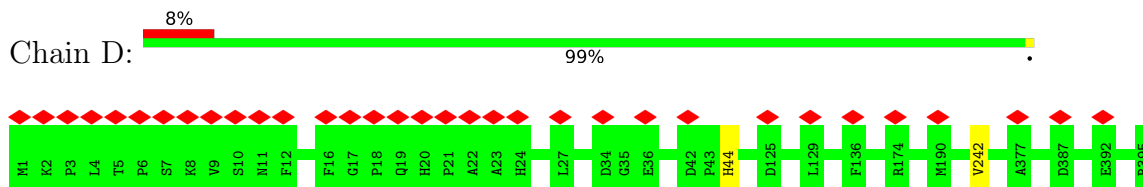
- Molecule 2: PSST



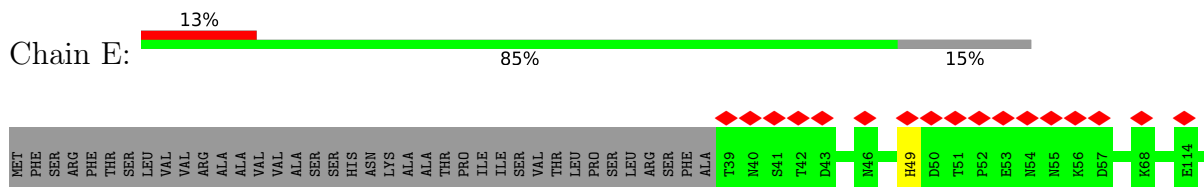
- Molecule 3: ND9

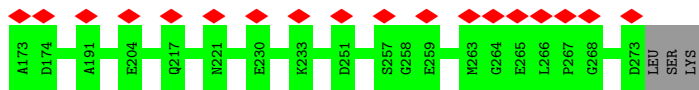


- Molecule 4: ND7

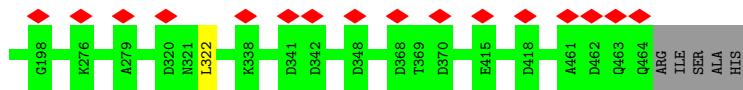
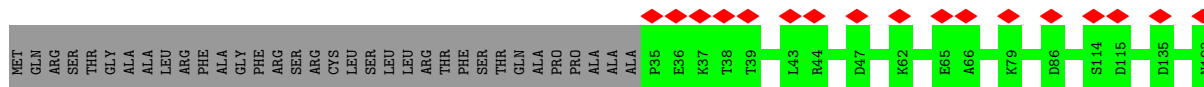
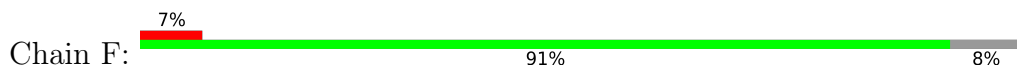


- Molecule 5: 24 kDa

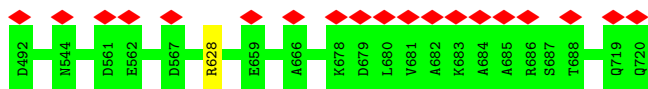
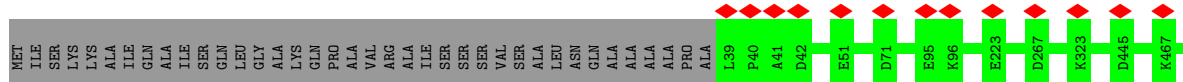




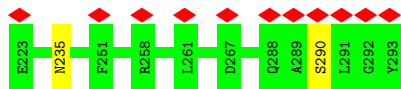
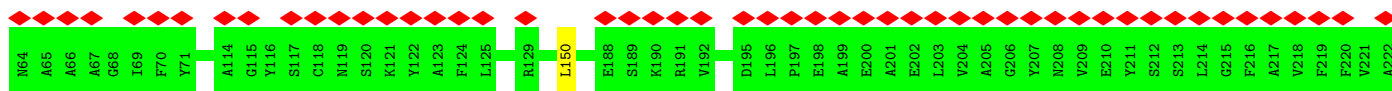
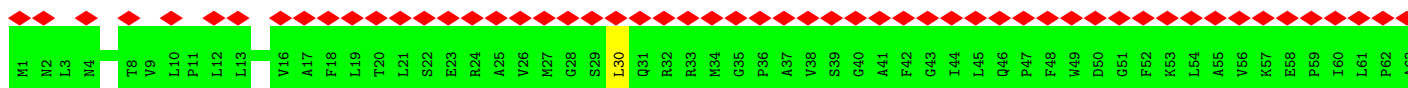
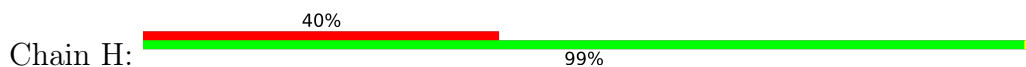
• Molecule 6: 51 kDa



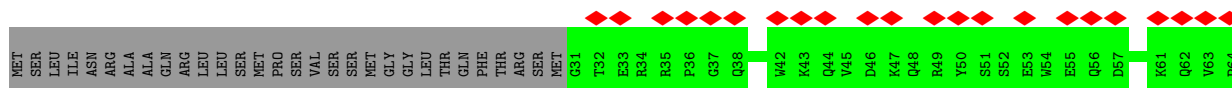
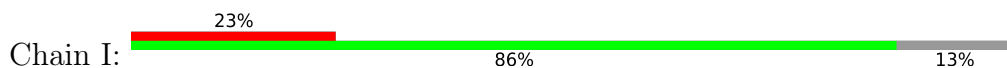
• Molecule 7: 75 kDa



• Molecule 8: ND1

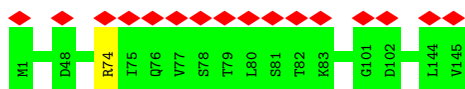


• Molecule 9: TYKY


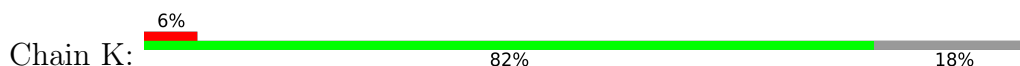




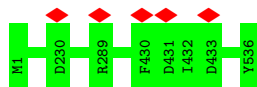
• Molecule 10: ND6



• Molecule 11: ND4L



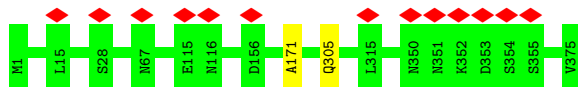
• Molecule 12: ND5




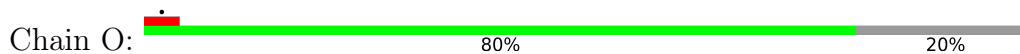
• Molecule 13: ND4



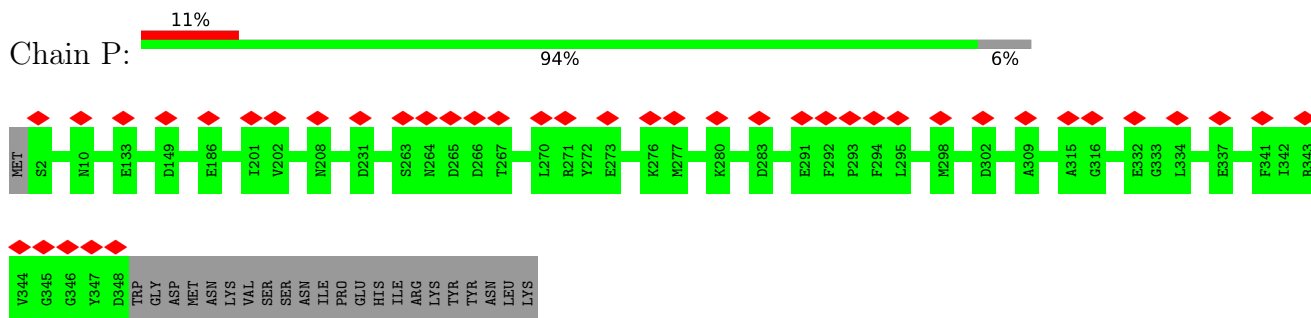
• Molecule 14: ND2



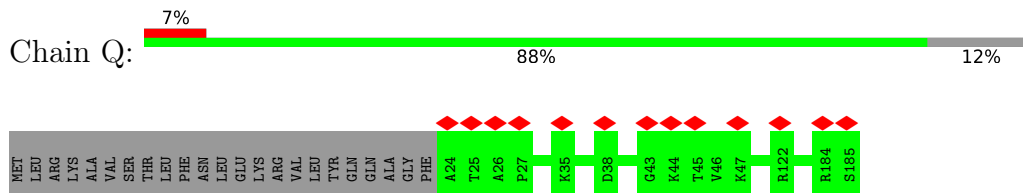
• Molecule 15: C1-FDX



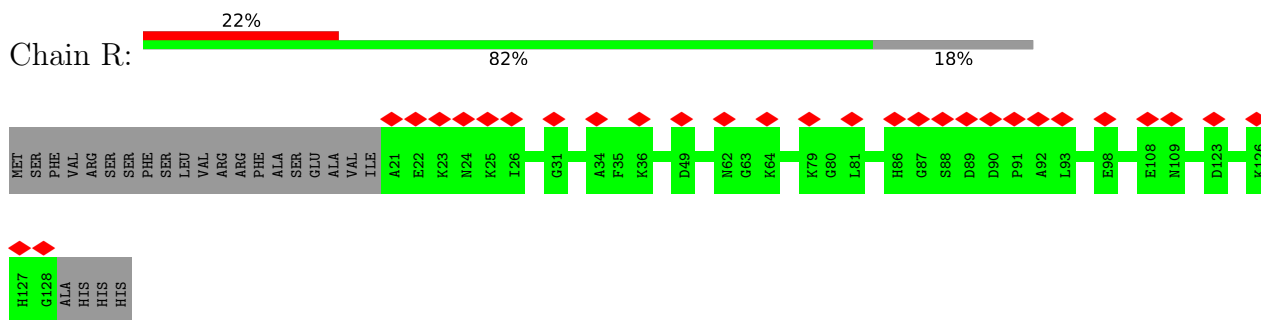
• Molecule 16: 39 kDa



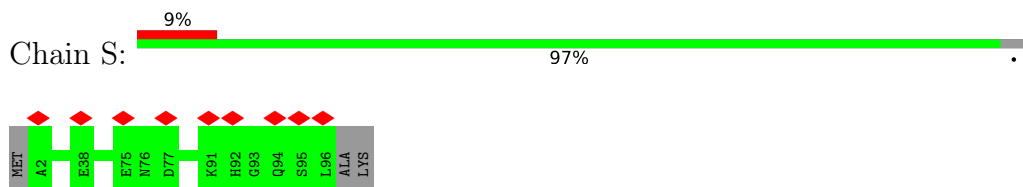
• Molecule 17: 18 kDa



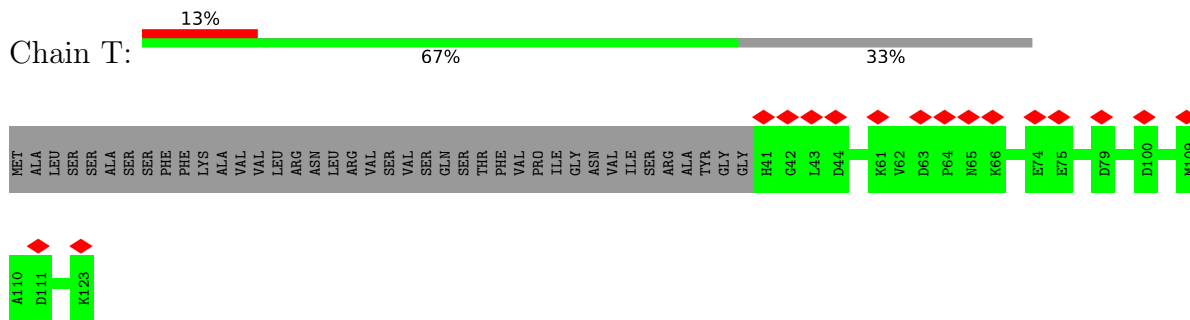
• Molecule 18: 13 kDa



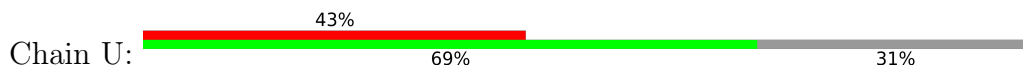
• Molecule 19: B8

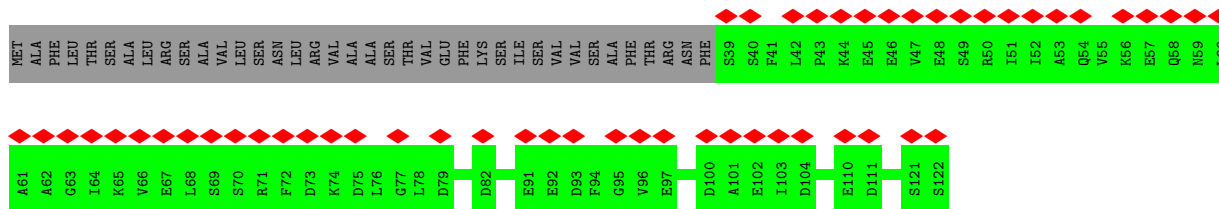


• Molecule 20: SDAP1

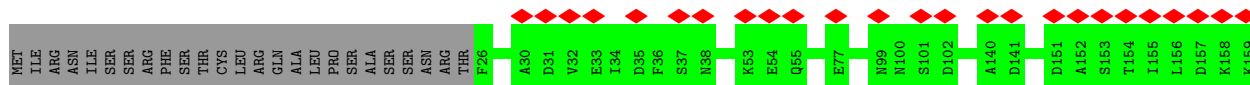
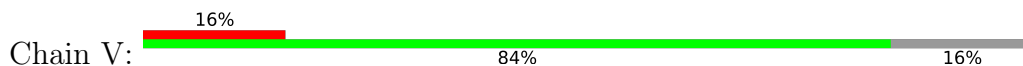


• Molecule 21: SDAP2

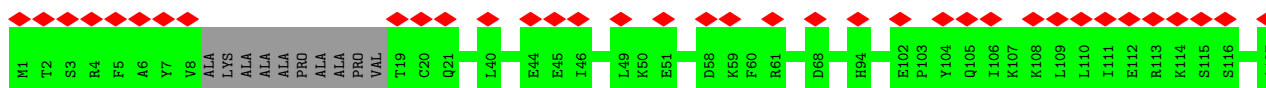




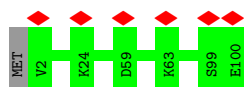
• Molecule 22: B13



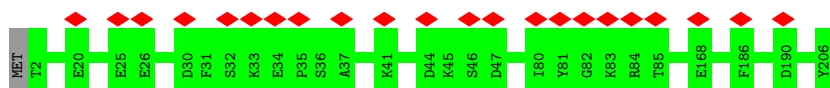
• Molecule 23: B14



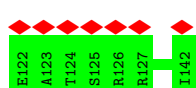
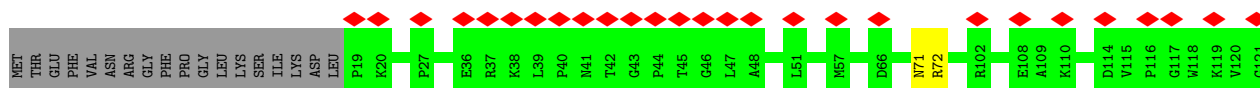
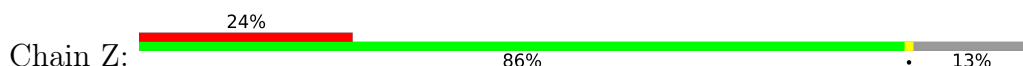
• Molecule 24: PGIV



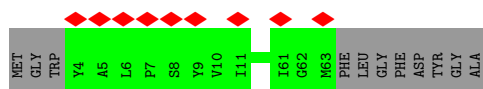
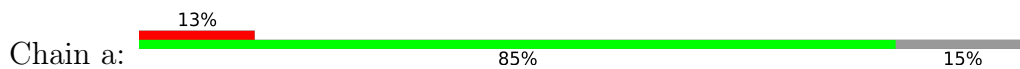
• Molecule 25: B14.7



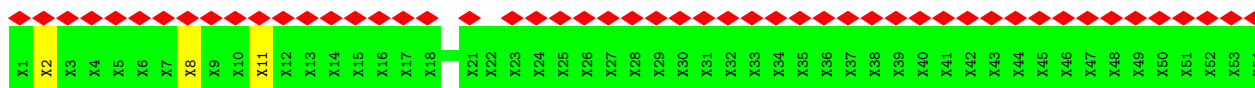
• Molecule 26: B16.6



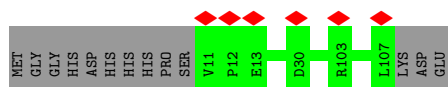
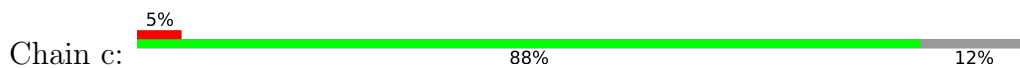
• Molecule 27: MWFE



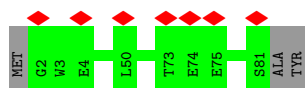
• Molecule 28: B9



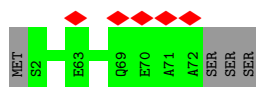
• Molecule 29: KFYI



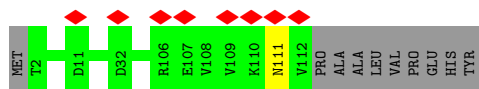
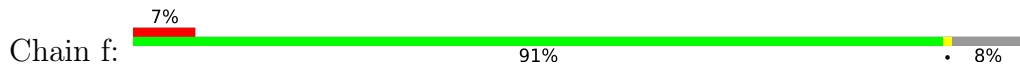
• Molecule 30: B14.5b




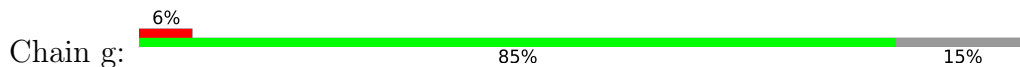
• Molecule 31: 15 kDa



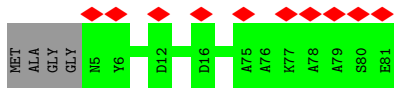
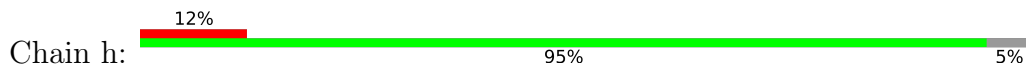
• Molecule 32: MNLL



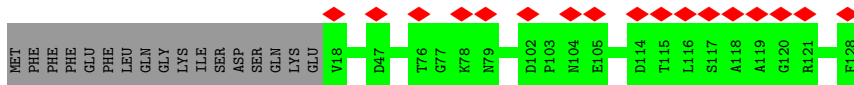
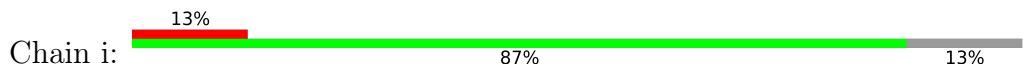
• Molecule 33: ESSS



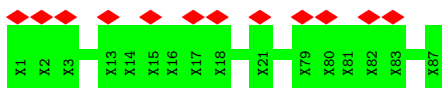
- Molecule 34: NUOP4



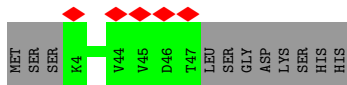
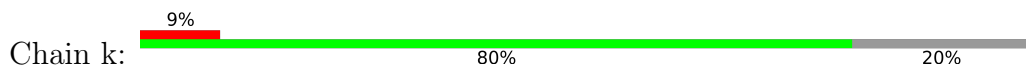
- Molecule 35: NUOP5



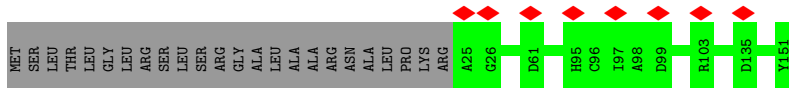
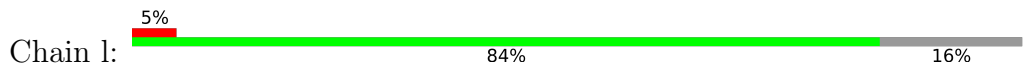
- Molecule 36: AGGG




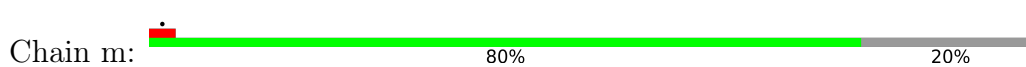
- Molecule 37: B12



- Molecule 38: ASHI

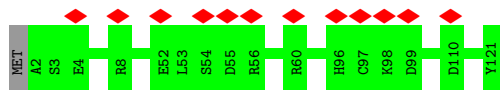


- Molecule 39: B15

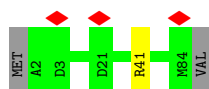


- Molecule 40: Complex I-B22

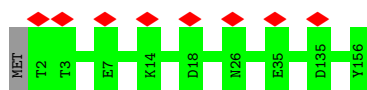




● Molecule 41: B18



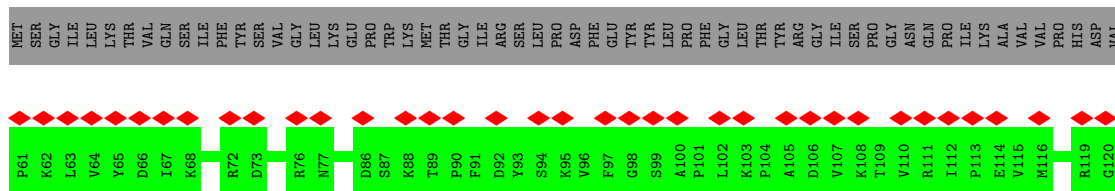
● Molecule 42: PDSW



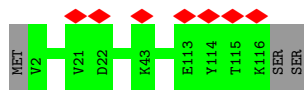
● Molecule 43: B17.2



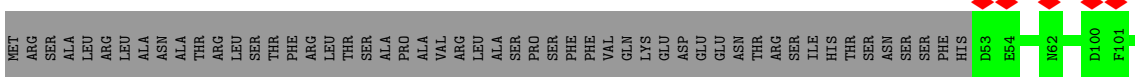
● Molecule 44: B14.5a



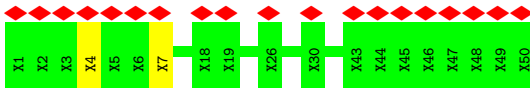
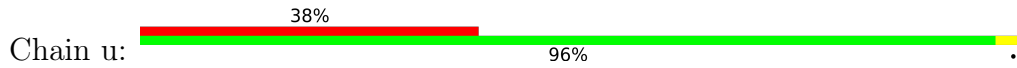
● Molecule 45: NUOP7



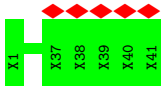
● Molecule 46: NUOP8



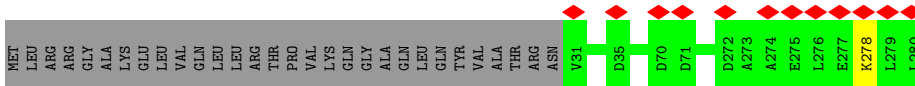
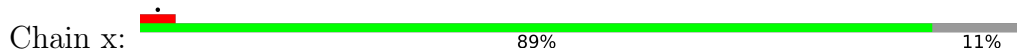
- Molecule 47: unknown



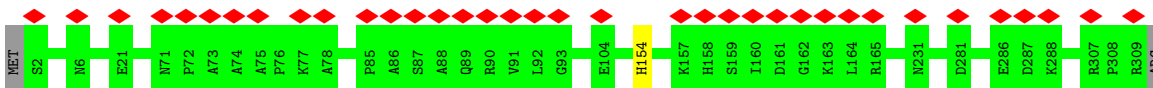
- Molecule 48: unknown



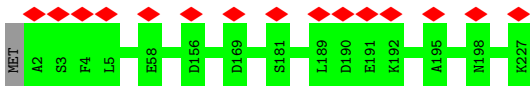
- Molecule 49: CAL



- Molecule 50: CA2



- Molecule 51: CA3



4 Experimental information

Property	Value	Source
EM reconstruction method	SINGLE PARTICLE	Depositor
Imposed symmetry	POINT, Not provided	
Number of particles used	42350	Depositor
Resolution determination method	FSC 0.143 CUT-OFF	Depositor
CTF correction method	PHASE FLIPPING AND AMPLITUDE CORRECTION	Depositor
Microscope	FEI TITAN KRIOS	Depositor
Voltage (kV)	300	Depositor
Electron dose ($e^-/\text{\AA}^2$)	64	Depositor
Minimum defocus (nm)	Not provided	
Maximum defocus (nm)	Not provided	
Magnification	Not provided	
Image detector	GATAN K3 (6k x 4k)	Depositor
Maximum map value	0.119	Depositor
Minimum map value	-0.060	Depositor
Average map value	0.000	Depositor
Map value standard deviation	0.002	Depositor
Recommended contour level	0.018	Depositor
Map size (Å)	502.2, 502.2, 502.2	wwPDB
Map dimensions	600, 600, 600	wwPDB
Map angles (°)	90.0, 90.0, 90.0	wwPDB
Pixel spacing (Å)	0.837, 0.837, 0.837	Depositor

5 Model quality

5.1 Standard geometry

Bond lengths and bond angles in the following residue types are not validated in this section: PC7, CDL, PTY, SF4, ZN, NDP, FMN, FES, 8Q1

The Z score for a bond length (or angle) is the number of standard deviations the observed value is removed from the expected value. A bond length (or angle) with $|Z| > 5$ is considered an outlier worth inspection. RMSZ is the root-mean-square of all Z scores of the bond lengths (or angles).

Mol	Chain	Bond lengths		Bond angles	
		RMSZ	# Z >5	RMSZ	# Z >5
1	A	0.33	0/1028	0.54	0/1405
2	B	0.30	0/1240	0.56	0/1685
3	C	0.26	0/1862	0.53	0/2537
4	D	0.32	0/3257	0.57	0/4406
5	E	0.27	0/1843	0.50	0/2497
6	F	0.28	0/3394	0.55	1/4577 (0.0%)
7	G	0.26	0/5254	0.51	0/7114
8	H	0.35	0/2287	0.64	2/3116 (0.1%)
9	I	0.28	0/1634	0.53	0/2204
10	J	0.28	0/1142	0.47	0/1558
11	K	0.28	0/812	0.50	0/1102
12	L	0.29	0/4210	0.50	0/5713
13	M	0.29	0/3529	0.48	0/4813
14	N	0.28	0/3050	0.50	0/4154
15	O	0.27	0/1380	0.49	0/1875
16	P	0.28	0/2750	0.53	0/3726
17	Q	0.26	0/1311	0.50	0/1774
18	R	0.26	0/832	0.48	0/1125
19	S	0.27	0/725	0.51	0/979
20	T	0.28	0/655	0.48	0/891
21	U	0.30	0/663	0.55	0/895
22	V	0.26	0/1069	0.45	0/1448
23	W	0.29	0/1097	0.53	0/1472
24	X	0.29	0/838	0.47	0/1128
25	Y	0.28	0/1630	0.49	0/2227
26	Z	0.31	0/1029	0.61	0/1395
27	a	0.28	0/532	0.52	0/722
29	c	0.25	0/816	0.45	0/1117
30	d	0.30	0/667	0.51	0/902
31	e	0.25	0/602	0.53	0/803
32	f	0.30	0/906	0.45	0/1236
33	g	0.28	0/1210	0.48	0/1638

Mol	Chain	Bond lengths		Bond angles	
		RMSZ	# Z >5	RMSZ	# Z >5
34	h	0.26	0/643	0.42	0/870
35	i	0.26	0/943	0.55	0/1275
37	k	0.27	0/381	0.44	0/517
38	l	0.30	0/1053	0.47	0/1435
39	m	0.27	0/967	0.48	0/1314
40	n	0.29	0/1036	0.54	0/1399
41	o	0.26	0/724	0.52	0/974
42	p	0.30	0/1314	0.51	0/1766
43	q	0.27	0/254	0.46	0/346
44	r	0.27	0/507	0.55	0/685
45	s	0.28	0/963	0.49	0/1317
46	t	0.28	0/736	0.49	0/1003
49	x	0.27	0/2010	0.52	0/2733
50	y	0.27	0/2363	0.49	0/3215
51	z	0.28	0/1713	0.48	0/2320
All	All	0.28	0/68861	0.51	3/93403 (0.0%)

Chiral center outliers are detected by calculating the chiral volume of a chiral center and verifying if the center is modelled as a planar moiety or with the opposite hand. A planarity outlier is detected by checking planarity of atoms in a peptide group, atoms in a mainchain group or atoms of a sidechain that are expected to be planar.

Mol	Chain	#Chirality outliers	#Planarity outliers
8	H	0	1
26	Z	0	1
28	b	0	3
47	u	0	2
All	All	0	7

There are no bond length outliers.

All (3) bond angle outliers are listed below:

Mol	Chain	Res	Type	Atoms	Z	Observed(°)	Ideal(°)
8	H	30	LEU	CA-CB-CG	8.28	134.33	115.30
8	H	150	LEU	CA-CB-CG	-5.61	102.40	115.30
6	F	322	LEU	CB-CG-CD2	-5.12	102.31	111.00

There are no chirality outliers.

All (7) planarity outliers are listed below:

Mol	Chain	Res	Type	Group
8	H	290	SER	Peptide
26	Z	72	ARG	Sidechain
28	b	11	UNK	Peptide
28	b	2	UNK	Peptide
28	b	8	UNK	Peptide
47	u	4	UNK	Peptide
47	u	7	UNK	Peptide

5.2 Too-close contacts [i](#)

Due to software issues we are unable to calculate clashes - this section is therefore empty.

5.3 Torsion angles [i](#)

5.3.1 Protein backbone [i](#)

In the following table, the Percentiles column shows the percent Ramachandran outliers of the chain as a percentile score with respect to all PDB entries followed by that with respect to all EM entries.

The Analysed column shows the number of residues for which the backbone conformation was analysed, and the total number of residues.

Mol	Chain	Analysed	Favoured	Allowed	Outliers	Percentiles	
1	A	117/154 (76%)	115 (98%)	2 (2%)	0	100	100
2	B	152/164 (93%)	146 (96%)	6 (4%)	0	100	100
3	C	214/217 (99%)	211 (99%)	3 (1%)	0	100	100
4	D	393/395 (100%)	386 (98%)	6 (2%)	1 (0%)	41	73
5	E	233/276 (84%)	226 (97%)	7 (3%)	0	100	100
6	F	428/469 (91%)	415 (97%)	13 (3%)	0	100	100
7	G	680/720 (94%)	665 (98%)	15 (2%)	0	100	100
8	H	291/293 (99%)	283 (97%)	8 (3%)	0	100	100
9	I	197/229 (86%)	195 (99%)	2 (1%)	0	100	100
10	J	143/145 (99%)	138 (96%)	5 (4%)	0	100	100
11	K	102/127 (80%)	101 (99%)	1 (1%)	0	100	100
12	L	534/536 (100%)	525 (98%)	9 (2%)	0	100	100
13	M	436/438 (100%)	425 (98%)	11 (2%)	0	100	100
14	N	373/375 (100%)	369 (99%)	3 (1%)	1 (0%)	41	73

Continued on next page...

Continued from previous page...

Mol	Chain	Analysed	Favoured	Allowed	Outliers	Percentiles	
15	O	159/200 (80%)	154 (97%)	5 (3%)	0	100	100
16	P	345/370 (93%)	332 (96%)	13 (4%)	0	100	100
17	Q	160/185 (86%)	156 (98%)	4 (2%)	0	100	100
18	R	106/132 (80%)	103 (97%)	3 (3%)	0	100	100
19	S	93/98 (95%)	92 (99%)	1 (1%)	0	100	100
20	T	81/123 (66%)	81 (100%)	0	0	100	100
21	U	82/122 (67%)	72 (88%)	10 (12%)	0	100	100
22	V	132/159 (83%)	129 (98%)	3 (2%)	0	100	100
23	W	123/137 (90%)	121 (98%)	2 (2%)	0	100	100
24	X	97/100 (97%)	95 (98%)	2 (2%)	0	100	100
25	Y	203/206 (98%)	200 (98%)	3 (2%)	0	100	100
26	Z	122/142 (86%)	118 (97%)	4 (3%)	0	100	100
27	a	58/71 (82%)	57 (98%)	1 (2%)	0	100	100
29	c	95/110 (86%)	94 (99%)	1 (1%)	0	100	100
30	d	78/83 (94%)	77 (99%)	1 (1%)	0	100	100
31	e	69/75 (92%)	67 (97%)	2 (3%)	0	100	100
32	f	109/121 (90%)	109 (100%)	0	0	100	100
33	g	145/172 (84%)	143 (99%)	2 (1%)	0	100	100
34	h	75/81 (93%)	75 (100%)	0	0	100	100
35	i	109/128 (85%)	108 (99%)	1 (1%)	0	100	100
37	k	42/55 (76%)	41 (98%)	1 (2%)	0	100	100
38	l	125/151 (83%)	124 (99%)	1 (1%)	0	100	100
39	m	109/138 (79%)	107 (98%)	2 (2%)	0	100	100
40	n	118/121 (98%)	116 (98%)	2 (2%)	0	100	100
41	o	81/85 (95%)	81 (100%)	0	0	100	100
42	p	153/156 (98%)	152 (99%)	1 (1%)	0	100	100
43	q	26/155 (17%)	26 (100%)	0	0	100	100
44	r	58/121 (48%)	58 (100%)	0	0	100	100
45	s	113/118 (96%)	109 (96%)	4 (4%)	0	100	100
46	t	80/134 (60%)	80 (100%)	0	0	100	100
49	x	248/280 (89%)	245 (99%)	3 (1%)	0	100	100

Continued on next page...

Continued from previous page...

Mol	Chain	Analysed	Favoured	Allowed	Outliers	Percentiles	
50	y	306/310 (99%)	298 (97%)	8 (3%)	0	100	100
51	z	224/227 (99%)	219 (98%)	5 (2%)	0	100	100
All	All	8417/9404 (90%)	8239 (98%)	176 (2%)	2 (0%)	100	100

All (2) Ramachandran outliers are listed below:

Mol	Chain	Res	Type
14	N	171	ALA
4	D	242	VAL

5.3.2 Protein sidechains [i](#)

In the following table, the Percentiles column shows the percent sidechain outliers of the chain as a percentile score with respect to all PDB entries followed by that with respect to all EM entries.

The Analysed column shows the number of residues for which the sidechain conformation was analysed, and the total number of residues.

Mol	Chain	Analysed	Rotameric	Outliers	Percentiles	
1	A	107/133 (80%)	107 (100%)	0	100	100
2	B	129/134 (96%)	129 (100%)	0	100	100
3	C	199/200 (100%)	199 (100%)	0	100	100
4	D	339/339 (100%)	338 (100%)	1 (0%)	92	96
5	E	197/232 (85%)	196 (100%)	1 (0%)	88	94
6	F	343/372 (92%)	343 (100%)	0	100	100
7	G	544/570 (95%)	543 (100%)	1 (0%)	93	97
8	H	240/240 (100%)	239 (100%)	1 (0%)	91	96
9	I	175/201 (87%)	174 (99%)	1 (1%)	86	93
10	J	129/129 (100%)	128 (99%)	1 (1%)	81	92
11	K	84/103 (82%)	84 (100%)	0	100	100
12	L	438/438 (100%)	438 (100%)	0	100	100
13	M	376/376 (100%)	376 (100%)	0	100	100
14	N	331/331 (100%)	330 (100%)	1 (0%)	92	96
15	O	146/177 (82%)	146 (100%)	0	100	100
16	P	296/318 (93%)	296 (100%)	0	100	100

Continued on next page...

Continued from previous page...

Mol	Chain	Analysed	Rotameric	Outliers	Percentiles	
17	Q	134/154 (87%)	134 (100%)	0	100	100
18	R	86/107 (80%)	86 (100%)	0	100	100
19	S	77/79 (98%)	77 (100%)	0	100	100
20	T	73/106 (69%)	73 (100%)	0	100	100
21	U	76/108 (70%)	76 (100%)	0	100	100
22	V	116/139 (84%)	116 (100%)	0	100	100
23	W	119/123 (97%)	119 (100%)	0	100	100
24	X	85/86 (99%)	85 (100%)	0	100	100
25	Y	165/166 (99%)	165 (100%)	0	100	100
26	Z	107/123 (87%)	106 (99%)	1 (1%)	78	91
27	a	50/57 (88%)	50 (100%)	0	100	100
29	c	80/91 (88%)	80 (100%)	0	100	100
30	d	68/70 (97%)	68 (100%)	0	100	100
31	e	64/68 (94%)	64 (100%)	0	100	100
32	f	92/100 (92%)	91 (99%)	1 (1%)	73	88
33	g	122/139 (88%)	122 (100%)	0	100	100
34	h	64/65 (98%)	64 (100%)	0	100	100
35	i	97/113 (86%)	97 (100%)	0	100	100
37	k	35/45 (78%)	35 (100%)	0	100	100
38	l	110/128 (86%)	110 (100%)	0	100	100
39	m	100/123 (81%)	100 (100%)	0	100	100
40	n	106/107 (99%)	106 (100%)	0	100	100
41	o	74/76 (97%)	73 (99%)	1 (1%)	67	85
42	p	140/141 (99%)	140 (100%)	0	100	100
43	q	26/138 (19%)	25 (96%)	1 (4%)	33	65
44	r	55/109 (50%)	55 (100%)	0	100	100
45	s	105/108 (97%)	105 (100%)	0	100	100
46	t	73/119 (61%)	73 (100%)	0	100	100
49	x	209/234 (89%)	208 (100%)	1 (0%)	88	94
50	y	250/252 (99%)	249 (100%)	1 (0%)	91	96
51	z	188/189 (100%)	188 (100%)	0	100	100

Continued on next page...

Continued from previous page...

Mol	Chain	Analysed	Rotameric	Outliers	Percentiles
All	All	7219/7956 (91%)	7206 (100%)	13 (0%)	93 97

All (13) residues with a non-rotameric sidechain are listed below:

Mol	Chain	Res	Type
4	D	44	HIS
5	E	49	HIS
7	G	628	ARG
8	H	235	ASN
9	I	229	ARG
10	J	74	ARG
14	N	305	GLN
26	Z	71	ASN
32	f	111	ASN
41	o	41	ARG
43	q	143	ASN
49	x	278	LYS
50	y	154	HIS

Sometimes sidechains can be flipped to improve hydrogen bonding and reduce clashes. All (27) such sidechains are listed below:

Mol	Chain	Res	Type
1	A	29	ASN
3	C	80	GLN
4	D	44	HIS
7	G	78	HIS
7	G	519	ASN
7	G	636	GLN
7	G	643	GLN
7	G	656	HIS
12	L	132	GLN
12	L	243	HIS
12	L	347	ASN
12	L	392	GLN
12	L	520	ASN
13	M	300	GLN
14	N	228	GLN
17	Q	140	HIS
17	Q	154	HIS
23	W	21	GLN
23	W	25	ASN

Continued on next page...

Continued from previous page...

Mol	Chain	Res	Type
25	Y	87	ASN
27	a	27	GLN
27	a	44	GLN
30	d	71	GLN
43	q	138	ASN
43	q	143	ASN
51	z	83	ASN
51	z	145	ASN

5.3.3 RNA [i](#)

There are no RNA molecules in this entry.

5.4 Non-standard residues in protein, DNA, RNA chains [i](#)

There are no non-standard protein/DNA/RNA residues in this entry.

5.5 Carbohydrates [i](#)

There are no monosaccharides in this entry.

5.6 Ligand geometry [i](#)

Of 32 ligands modelled in this entry, 1 is monoatomic - leaving 31 for Mogul analysis.

In the following table, the Counts columns list the number of bonds (or angles) for which Mogul statistics could be retrieved, the number of bonds (or angles) that are observed in the model and the number of bonds (or angles) that are defined in the Chemical Component Dictionary. The Link column lists molecule types, if any, to which the group is linked. The Z score for a bond length (or angle) is the number of standard deviations the observed value is removed from the expected value. A bond length (or angle) with $|Z| > 2$ is considered an outlier worth inspection. RMSZ is the root-mean-square of all Z scores of the bond lengths (or angles).

Mol	Type	Chain	Res	Link	Bond lengths			Bond angles		
					Counts	RMSZ	# Z > 2	Counts	RMSZ	# Z > 2
56	PTY	N	404	-	49,49,49	0.88	4 (8%)	52,54,54	1.10	2 (3%)
52	PC7	z	301	-	51,51,51	0.95	4 (7%)	57,59,59	1.01	2 (3%)
53	SF4	G	803	7	0,12,12	-	-	-		
52	PC7	M	504	-	51,51,51	0.96	4 (7%)	57,59,59	1.08	2 (3%)
56	PTY	Y	301	-	49,49,49	0.87	4 (8%)	52,54,54	1.11	2 (3%)

Mol	Type	Chain	Res	Link	Bond lengths			Bond angles		
					Counts	RMSZ	# Z > 2	Counts	RMSZ	# Z > 2
55	FMN	F	500	-	33,33,33	1.05	2 (6%)	48,50,50	1.22	6 (12%)
57	CDL	d	101	-	99,99,99	0.88	8 (8%)	105,111,111	1.10	4 (3%)
58	NDP	P	500	-	45,52,52	2.28	5 (11%)	53,80,80	1.74	11 (20%)
53	SF4	I	501	9	0,12,12	-	-	-	-	-
52	PC7	L	602	-	47,47,51	1.02	3 (6%)	53,55,59	1.03	2 (3%)
56	PTY	m	201	-	49,49,49	0.87	4 (8%)	52,54,54	1.05	2 (3%)
56	PTY	M	501	-	46,46,49	0.90	4 (8%)	49,51,54	1.14	2 (4%)
52	PC7	A	201	-	48,48,51	0.97	4 (8%)	54,56,59	1.07	2 (3%)
53	SF4	F	501	6	0,12,12	-	-	-	-	-
57	CDL	t	201	-	99,99,99	0.88	7 (7%)	105,111,111	1.09	4 (3%)
60	8Q1	n	200	-	31,34,34	1.75	6 (19%)	40,43,43	1.74	6 (15%)
57	CDL	M	502	-	99,99,99	0.87	6 (6%)	105,111,111	1.05	4 (3%)
54	FES	E	500	5	0,4,4	-	-	-	-	-
57	CDL	L	601	-	88,88,99	0.93	7 (7%)	94,100,111	1.11	4 (4%)
52	PC7	N	403	-	51,51,51	0.99	4 (7%)	57,59,59	1.06	2 (3%)
53	SF4	G	802	7	0,12,12	-	-	-	-	-
57	CDL	N	401	-	99,99,99	0.89	6 (6%)	105,111,111	1.10	4 (3%)
52	PC7	N	402	-	51,51,51	0.95	4 (7%)	57,59,59	1.04	2 (3%)
56	PTY	m	202	-	49,49,49	0.87	4 (8%)	52,54,54	1.06	2 (3%)
60	8Q1	W	200	-	31,34,34	1.68	6 (19%)	40,43,43	1.56	5 (12%)
54	FES	G	801	7	0,4,4	-	-	-	-	-
53	SF4	I	500	9	0,12,12	-	-	-	-	-
53	SF4	B	500	2	0,12,12	-	-	-	-	-
56	PTY	L	603	-	49,49,49	0.87	4 (8%)	52,54,54	1.11	2 (3%)
56	PTY	H	301	-	49,49,49	0.87	4 (8%)	52,54,54	1.05	2 (3%)
52	PC7	M	503	-	51,51,51	0.98	4 (7%)	57,59,59	1.09	2 (3%)

In the following table, the Chirals column lists the number of chiral outliers, the number of chiral centers analysed, the number of these observed in the model and the number defined in the Chemical Component Dictionary. Similar counts are reported in the Torsion and Rings columns. '-' means no outliers of that kind were identified.

Mol	Type	Chain	Res	Link	Chirals	Torsions	Rings
56	PTY	N	404	-	-	23/53/53/53	-
52	PC7	z	301	-	-	30/55/55/55	-
53	SF4	G	803	7	-	-	0/6/5/5
52	PC7	M	504	-	-	32/55/55/55	-

Continued on next page...

Continued from previous page...

Mol	Type	Chain	Res	Link	Chirals	Torsions	Rings
56	PTY	Y	301	-	-	33/53/53/53	-
55	FMN	F	500	-	-	9/18/18/18	0/3/3/3
57	CDL	d	101	-	-	59/110/110/110	-
58	NDP	P	500	-	-	10/30/77/77	0/5/5/5
53	SF4	I	501	9	-	-	0/6/5/5
52	PC7	L	602	-	-	34/51/51/55	-
56	PTY	m	201	-	-	24/53/53/53	-
56	PTY	M	501	-	-	22/50/50/53	-
52	PC7	A	201	-	-	36/52/52/55	-
60	8Q1	n	200	-	-	17/41/41/41	-
57	CDL	t	201	-	-	64/110/110/110	-
53	SF4	F	501	6	-	-	0/6/5/5
54	FES	E	500	5	-	-	0/1/1/1
57	CDL	L	601	-	-	53/99/99/110	-
52	PC7	N	403	-	-	35/55/55/55	-
53	SF4	G	802	7	-	-	0/6/5/5
57	CDL	N	401	-	-	66/110/110/110	-
56	PTY	H	301	-	-	32/53/53/53	-
52	PC7	N	402	-	-	27/55/55/55	-
56	PTY	m	202	-	-	25/53/53/53	-
60	8Q1	W	200	-	-	11/41/41/41	-
54	FES	G	801	7	-	-	0/1/1/1
53	SF4	I	500	9	-	-	0/6/5/5
53	SF4	B	500	2	-	-	0/6/5/5
56	PTY	L	603	-	-	28/53/53/53	-
57	CDL	M	502	-	-	66/110/110/110	-
52	PC7	M	503	-	-	25/55/55/55	-

All (108) bond length outliers are listed below:

Mol	Chain	Res	Type	Atoms	Z	Observed(Å)	Ideal(Å)
58	P	500	NDP	P2B-O2B	12.64	1.83	1.59
60	n	200	8Q1	C34-N36	5.72	1.46	1.33
60	n	200	8Q1	C39-N41	5.49	1.45	1.33
60	W	200	8Q1	C34-N36	5.43	1.45	1.33
60	W	200	8Q1	C39-N41	5.11	1.45	1.33
58	P	500	NDP	PN-O5D	3.94	1.75	1.59
55	F	500	FMN	C4A-N5	3.77	1.38	1.30

Continued on next page...

Continued from previous page...

Mol	Chain	Res	Type	Atoms	Z	Observed(Å)	Ideal(Å)
58	P	500	NDP	O2B-C2B	-3.18	1.32	1.44
57	M	502	CDL	OA6-CA5	2.77	1.42	1.34
52	L	602	PC7	O3-C11	2.75	1.41	1.33
52	N	403	PC7	O2-C2	-2.66	1.39	1.46
57	N	401	CDL	OA8-CA7	2.61	1.41	1.33
57	L	601	CDL	OB6-CB4	-2.60	1.40	1.46
57	d	101	CDL	OA6-CA4	-2.60	1.40	1.46
57	d	101	CDL	OB6-CB4	-2.58	1.40	1.46
57	M	502	CDL	OB6-CB4	-2.58	1.40	1.46
57	N	401	CDL	OA6-CA4	-2.55	1.40	1.46
57	N	401	CDL	OB8-CB7	2.54	1.40	1.33
56	M	501	PTY	O7-C6	-2.54	1.40	1.46
57	L	601	CDL	OA6-CA4	-2.53	1.40	1.46
57	t	201	CDL	OB6-CB4	-2.53	1.40	1.46
52	A	201	PC7	O2-C2	-2.53	1.40	1.46
57	L	601	CDL	OA8-CA7	2.53	1.40	1.33
57	t	201	CDL	OA6-CA4	-2.53	1.40	1.46
57	t	201	CDL	OA8-CA7	2.52	1.40	1.33
57	L	601	CDL	OB8-CB7	2.52	1.40	1.33
57	M	502	CDL	OA8-CA7	2.51	1.40	1.33
52	M	503	PC7	O2-C2	-2.50	1.40	1.46
56	N	404	PTY	O7-C6	-2.50	1.40	1.46
57	t	201	CDL	OB8-CB7	2.49	1.40	1.33
56	m	202	PTY	O7-C6	-2.49	1.40	1.46
52	N	402	PC7	O2-C2	-2.48	1.40	1.46
57	d	101	CDL	OA8-CA7	2.48	1.40	1.33
56	L	603	PTY	O7-C6	-2.48	1.40	1.46
60	n	200	8Q1	C1-S44	2.47	1.82	1.76
52	N	403	PC7	O3-C11	2.47	1.40	1.33
57	d	101	CDL	OB8-CB7	2.47	1.40	1.33
57	M	502	CDL	OB8-CB7	2.45	1.40	1.33
52	M	503	PC7	O3-C11	2.45	1.40	1.33
57	N	401	CDL	OB6-CB4	-2.45	1.40	1.46
60	W	200	8Q1	C1-S44	2.44	1.82	1.76
56	M	501	PTY	O4-C30	2.44	1.40	1.33
56	m	201	PTY	O7-C6	-2.44	1.40	1.46
52	M	504	PC7	O2-C2	-2.44	1.40	1.46
52	z	301	PC7	O3-C11	2.43	1.40	1.33
56	Y	301	PTY	O7-C6	-2.43	1.40	1.46
60	n	200	8Q1	O40-C39	-2.42	1.18	1.23
56	N	404	PTY	O4-C30	2.41	1.40	1.33
56	H	301	PTY	O4-C30	2.40	1.40	1.33

Continued on next page...

Continued from previous page...

Mol	Chain	Res	Type	Atoms	Z	Observed(Å)	Ideal(Å)
55	F	500	FMN	C10-N1	2.40	1.38	1.33
52	N	402	PC7	O3-C11	2.40	1.40	1.33
56	m	202	PTY	O4-C30	2.40	1.40	1.33
56	m	201	PTY	O4-C30	2.38	1.40	1.33
56	Y	301	PTY	O4-C30	2.38	1.40	1.33
56	L	603	PTY	O4-C30	2.34	1.40	1.33
52	A	201	PC7	O3-C11	2.34	1.40	1.33
52	M	504	PC7	O3-C11	2.33	1.40	1.33
60	W	200	8Q1	O35-C34	-2.33	1.18	1.23
56	H	301	PTY	O7-C8	2.32	1.40	1.34
52	z	301	PC7	O2-C31	2.31	1.40	1.34
58	P	500	NDP	O5D-C5D	-2.29	1.35	1.44
60	W	200	8Q1	O40-C39	-2.29	1.18	1.23
60	W	200	8Q1	C6-C1	2.28	1.53	1.50
52	N	403	PC7	O3-C3	-2.28	1.40	1.45
57	t	201	CDL	OA6-CA5	2.27	1.40	1.34
52	M	504	PC7	O3-C3	-2.27	1.40	1.45
52	M	503	PC7	O2-C31	2.26	1.40	1.34
56	H	301	PTY	O7-C6	-2.25	1.41	1.46
57	N	401	CDL	OA6-CA5	2.24	1.40	1.34
57	N	401	CDL	OB6-CB5	2.23	1.40	1.34
60	n	200	8Q1	O35-C34	-2.22	1.19	1.23
52	L	602	PC7	O2-C31	2.22	1.40	1.34
56	H	301	PTY	O4-C1	-2.21	1.40	1.45
57	L	601	CDL	OA6-CA5	2.21	1.40	1.34
56	N	404	PTY	O4-C1	-2.21	1.40	1.45
56	M	501	PTY	O4-C1	-2.21	1.40	1.45
60	n	200	8Q1	C6-C1	2.20	1.53	1.50
57	d	101	CDL	OA6-CA5	2.18	1.40	1.34
56	m	201	PTY	O4-C1	-2.18	1.40	1.45
52	N	403	PC7	O2-C31	2.18	1.40	1.34
56	Y	301	PTY	O4-C1	-2.18	1.40	1.45
56	m	201	PTY	O7-C8	2.18	1.40	1.34
52	M	504	PC7	O2-C31	2.17	1.40	1.34
52	M	503	PC7	O3-C3	-2.17	1.40	1.45
56	L	603	PTY	O7-C8	2.17	1.40	1.34
52	z	301	PC7	O2-C2	-2.17	1.41	1.46
52	A	201	PC7	O3-C3	-2.16	1.40	1.45
56	N	404	PTY	O7-C8	2.16	1.40	1.34
56	m	202	PTY	O4-C1	-2.16	1.40	1.45
52	N	402	PC7	O3-C3	-2.16	1.40	1.45
56	L	603	PTY	O4-C1	-2.15	1.40	1.45

Continued on next page...

Continued from previous page...

Mol	Chain	Res	Type	Atoms	Z	Observed(Å)	Ideal(Å)
57	t	201	CDL	OB6-CB5	2.15	1.40	1.34
52	N	402	PC7	O2-C31	2.14	1.40	1.34
56	Y	301	PTY	O7-C8	2.14	1.40	1.34
52	A	201	PC7	O2-C31	2.14	1.40	1.34
56	m	202	PTY	O7-C8	2.12	1.40	1.34
57	d	101	CDL	OB6-CB5	2.12	1.40	1.34
56	M	501	PTY	O7-C8	2.10	1.40	1.34
57	L	601	CDL	OB6-CB5	2.10	1.40	1.34
57	M	502	CDL	OB6-CB5	2.08	1.40	1.34
52	L	602	PC7	P-O3P	2.07	1.67	1.59
57	d	101	CDL	OB8-CB6	-2.05	1.40	1.45
58	P	500	NDP	C2A-N1A	2.05	1.37	1.33
57	d	101	CDL	OA8-CA6	-2.04	1.40	1.45
52	z	301	PC7	O3-C3	-2.04	1.40	1.45
57	L	601	CDL	OA8-CA6	-2.03	1.40	1.45
57	t	201	CDL	OA8-CA6	-2.02	1.40	1.45
57	M	502	CDL	OB8-CB6	-2.01	1.40	1.45

All (76) bond angle outliers are listed below:

Mol	Chain	Res	Type	Atoms	Z	Observed(°)	Ideal(°)
58	P	500	NDP	PN-O3-PA	-7.02	108.74	132.83
60	n	200	8Q1	C6-C1-S44	7.00	121.61	113.46
60	W	200	8Q1	C6-C1-S44	6.02	120.47	113.46
52	M	503	PC7	O2-C31-C32	4.76	121.76	111.50
57	N	401	CDL	OA6-CA5-C11	4.40	120.98	111.50
56	L	603	PTY	O7-C8-C11	4.40	120.98	111.50
57	L	601	CDL	OA6-CA5-C11	4.17	120.50	111.50
57	t	201	CDL	OA6-CA5-C11	4.07	120.28	111.50
56	m	201	PTY	O7-C8-C11	4.03	120.18	111.50
56	N	404	PTY	O7-C8-C11	4.00	120.13	111.50
57	N	401	CDL	OB6-CB5-C51	4.00	120.12	111.50
56	Y	301	PTY	O7-C8-C11	3.94	120.00	111.50
57	t	201	CDL	OB6-CB5-C51	3.89	119.87	111.50
52	A	201	PC7	O2-C31-C32	3.88	119.85	111.50
52	M	504	PC7	O2-C31-C32	3.87	119.85	111.50
56	M	501	PTY	O7-C8-C11	3.86	119.81	111.50
56	H	301	PTY	O7-C8-C11	3.84	119.78	111.50
60	n	200	8Q1	O4-C1-C6	-3.79	119.52	123.99
57	M	502	CDL	OB6-CB5-C51	3.78	119.65	111.50
52	z	301	PC7	O2-C31-C32	3.76	119.61	111.50
52	N	402	PC7	O2-C31-C32	3.76	119.60	111.50

Continued on next page...

Continued from previous page...

Mol	Chain	Res	Type	Atoms	Z	Observed(°)	Ideal(°)
57	d	101	CDL	OA6-CA5-C11	3.72	119.52	111.50
57	d	101	CDL	OB6-CB5-C51	3.66	119.39	111.50
52	N	403	PC7	O2-C31-C32	3.64	119.35	111.50
56	m	202	PTY	O7-C8-C11	3.62	119.31	111.50
57	L	601	CDL	OB6-CB5-C51	3.58	119.22	111.50
57	M	502	CDL	OA6-CA5-C11	3.34	118.70	111.50
58	P	500	NDP	O2B-P2B-O1X	-3.33	96.54	109.39
60	W	200	8Q1	O4-C1-C6	-3.22	120.19	123.99
52	L	602	PC7	O2-C31-C32	3.18	118.35	111.50
55	F	500	FMN	C4-N3-C2	-3.12	119.87	125.64
58	P	500	NDP	PN-O5D-C5D	-2.98	104.20	121.68
58	P	500	NDP	PA-O5B-C5B	-2.98	104.21	121.68
52	N	403	PC7	O3-C11-C12	2.94	121.15	111.91
60	n	200	8Q1	O4-C1-S44	-2.88	118.87	122.61
52	L	602	PC7	O3-C11-C12	2.87	120.91	111.91
56	M	501	PTY	O4-C30-C31	2.82	120.74	111.91
60	n	200	8Q1	C32-C34-N36	2.77	122.09	116.58
57	d	101	CDL	OA8-CA7-C31	2.75	120.53	111.91
57	M	502	CDL	OB8-CB7-C71	2.72	120.43	111.91
55	F	500	FMN	C4A-C4-N3	2.68	120.00	113.19
52	A	201	PC7	O3-C11-C12	2.68	120.31	111.91
60	W	200	8Q1	C38-C37-N36	-2.68	106.49	111.90
57	N	401	CDL	OB8-CB7-C71	2.67	120.28	111.91
57	t	201	CDL	OA8-CA7-C31	2.66	120.24	111.91
57	N	401	CDL	OA8-CA7-C31	2.65	120.22	111.91
56	H	301	PTY	O4-C30-C31	2.65	120.22	111.91
57	L	601	CDL	OB8-CB7-C71	2.64	120.20	111.91
52	M	503	PC7	O3-C11-C12	2.63	120.15	111.91
57	t	201	CDL	OB8-CB7-C71	2.62	120.12	111.91
56	L	603	PTY	O4-C30-C31	2.61	120.09	111.91
58	P	500	NDP	O3X-P2B-O2X	2.59	117.55	107.64
56	Y	301	PTY	O4-C30-C31	2.59	120.03	111.91
52	z	301	PC7	O3-C11-C12	2.57	119.96	111.91
56	m	202	PTY	O4-C30-C31	2.56	119.95	111.91
57	L	601	CDL	OA8-CA7-C31	2.56	119.94	111.91
57	d	101	CDL	OB8-CB7-C71	2.55	119.92	111.91
52	N	402	PC7	O3-C11-C12	2.53	119.85	111.91
58	P	500	NDP	O5D-PN-O1N	-2.52	99.21	109.07
55	F	500	FMN	O4-C4-C4A	-2.52	119.91	126.60
60	W	200	8Q1	O4-C1-S44	-2.51	119.35	122.61
52	M	504	PC7	O3-C11-C12	2.50	119.76	111.91
58	P	500	NDP	O4B-C4B-C3B	2.50	110.06	105.11

Continued on next page...

Continued from previous page...

Mol	Chain	Res	Type	Atoms	Z	Observed(°)	Ideal(°)
56	m	201	PTY	O4-C30-C31	2.46	119.63	111.91
55	F	500	FMN	C4A-C10-N10	2.46	120.08	116.48
58	P	500	NDP	C5B-C4B-C3B	-2.42	106.12	115.18
56	N	404	PTY	O4-C30-C31	2.42	119.50	111.91
58	P	500	NDP	O2N-PN-O1N	2.40	124.11	112.24
55	F	500	FMN	C4A-C10-N1	-2.25	119.50	124.73
60	n	200	8Q1	O35-C34-N36	-2.24	118.18	122.99
58	P	500	NDP	C2A-N1A-C6A	-2.19	115.01	118.75
55	F	500	FMN	C10-C4A-N5	-2.18	120.23	124.86
58	P	500	NDP	C3N-C2N-N1N	-2.09	120.12	123.10
60	W	200	8Q1	C38-C39-N41	2.08	119.92	116.42
57	M	502	CDL	OA8-CA7-C31	2.07	118.40	111.91
60	n	200	8Q1	C38-C39-N41	2.07	119.90	116.42

There are no chirality outliers.

All (761) torsion outliers are listed below:

Mol	Chain	Res	Type	Atoms
52	A	201	PC7	O31-C31-O2-C2
52	A	201	PC7	C1-O3P-P-O1P
52	A	201	PC7	C1-O3P-P-O2P
52	A	201	PC7	C1-O3P-P-O4P
52	A	201	PC7	C4-O4P-P-O1P
52	A	201	PC7	C4-O4P-P-O2P
52	A	201	PC7	O11-C11-O3-C3
52	A	201	PC7	C12-C11-O3-C3
52	L	602	PC7	C1-O3P-P-O2P
52	L	602	PC7	C4-O4P-P-O1P
52	L	602	PC7	C4-O4P-P-O2P
52	M	503	PC7	C32-C31-O2-C2
52	M	503	PC7	O31-C31-O2-C2
52	M	504	PC7	C1-O3P-P-O1P
52	M	504	PC7	C4-O4P-P-O1P
52	M	504	PC7	C4-O4P-P-O2P
52	N	402	PC7	C4-O4P-P-O2P
52	N	403	PC7	C32-C31-O2-C2
52	N	403	PC7	C1-O3P-P-O1P
52	N	403	PC7	C1-O3P-P-O2P
52	N	403	PC7	C4-O4P-P-O1P
52	N	403	PC7	C4-O4P-P-O2P
52	N	403	PC7	O4P-C4-C5-N
52	z	301	PC7	O2-C2-C3-O3

Continued on next page...

Continued from previous page...

Mol	Chain	Res	Type	Atoms
52	z	301	PC7	O4P-C4-C5-N
55	F	500	FMN	N10-C1'-C2'-O2'
55	F	500	FMN	N10-C1'-C2'-C3'
55	F	500	FMN	C1'-C2'-C3'-O3'
55	F	500	FMN	C1'-C2'-C3'-C4'
55	F	500	FMN	C5'-O5'-P-O2P
55	F	500	FMN	C5'-O5'-P-O3P
56	H	301	PTY	C11-C8-O7-C6
56	H	301	PTY	C3-O11-P1-O12
56	H	301	PTY	C3-O11-P1-O13
56	H	301	PTY	C5-O14-P1-O11
56	H	301	PTY	C5-O14-P1-O12
56	H	301	PTY	C5-O14-P1-O13
56	L	603	PTY	N1-C2-C3-O11
56	L	603	PTY	O10-C8-O7-C6
56	L	603	PTY	C11-C8-O7-C6
56	L	603	PTY	C3-O11-P1-O13
56	M	501	PTY	N1-C2-C3-O11
56	M	501	PTY	C31-C30-O4-C1
56	M	501	PTY	O30-C30-O4-C1
56	M	501	PTY	O10-C8-O7-C6
56	M	501	PTY	C11-C8-O7-C6
56	M	501	PTY	C3-O11-P1-O13
56	M	501	PTY	C5-O14-P1-O11
56	M	501	PTY	C5-O14-P1-O12
56	N	404	PTY	O4-C1-C6-O7
56	N	404	PTY	N1-C2-C3-O11
56	Y	301	PTY	N1-C2-C3-O11
56	Y	301	PTY	C11-C8-O7-C6
56	Y	301	PTY	C3-O11-P1-O12
56	m	201	PTY	N1-C2-C3-O11
56	m	201	PTY	C5-O14-P1-O11
56	m	201	PTY	C5-O14-P1-O12
56	m	201	PTY	C5-O14-P1-O13
56	m	202	PTY	N1-C2-C3-O11
56	m	202	PTY	C5-O14-P1-O13
57	L	601	CDL	CA2-OA2-PA1-OA3
57	L	601	CDL	CA3-OA5-PA1-OA3
57	L	601	CDL	CA3-OA5-PA1-OA4
57	L	601	CDL	C11-CA5-OA6-CA4
57	L	601	CDL	CB2-OB2-PB2-OB3
57	L	601	CDL	CB2-OB2-PB2-OB4

Continued on next page...

Continued from previous page...

Mol	Chain	Res	Type	Atoms
57	L	601	CDL	CB2-OB2-PB2-OB5
57	L	601	CDL	CB3-OB5-PB2-OB3
57	M	502	CDL	CA3-OA5-PA1-OA3
57	M	502	CDL	C11-CA5-OA6-CA4
57	M	502	CDL	CA4-CA6-OA8-CA7
57	M	502	CDL	CB3-OB5-PB2-OB3
57	N	401	CDL	CA2-OA2-PA1-OA4
57	N	401	CDL	CA3-OA5-PA1-OA3
57	N	401	CDL	CA3-OA5-PA1-OA4
57	N	401	CDL	CA4-CA3-OA5-PA1
57	N	401	CDL	OA7-CA5-OA6-CA4
57	N	401	CDL	C11-CA5-OA6-CA4
57	d	101	CDL	CB2-C1-CA2-OA2
57	d	101	CDL	O1-C1-CB2-OB2
57	d	101	CDL	CA2-OA2-PA1-OA3
57	d	101	CDL	CA2-OA2-PA1-OA4
57	d	101	CDL	CA3-OA5-PA1-OA2
57	d	101	CDL	CA3-OA5-PA1-OA3
57	d	101	CDL	CA3-OA5-PA1-OA4
57	d	101	CDL	C11-CA5-OA6-CA4
57	d	101	CDL	OB9-CB7-OB8-CB6
57	t	201	CDL	O1-C1-CA2-OA2
57	t	201	CDL	CB2-C1-CA2-OA2
57	t	201	CDL	CA3-OA5-PA1-OA3
57	t	201	CDL	CB2-OB2-PB2-OB3
58	P	500	NDP	C5B-O5B-PA-O1A
58	P	500	NDP	C2N-C3N-C7N-O7N
60	W	200	8Q1	O27-C28-C29-C30
60	W	200	8Q1	O27-C28-C29-C31
60	W	200	8Q1	O27-C28-C29-C32
60	W	200	8Q1	N36-C37-C38-C39
60	W	200	8Q1	C42-C43-S44-C1
60	W	200	8Q1	C28-O27-P24-O3
60	W	200	8Q1	C28-O27-P24-O2
60	W	200	8Q1	C28-O27-P24-O1
60	n	200	8Q1	C1-C6-C7-C8
60	n	200	8Q1	O27-C28-C29-C32
60	n	200	8Q1	O33-C32-C34-N36
60	n	200	8Q1	C42-C43-S44-C1
60	n	200	8Q1	C28-O27-P24-O2
60	n	200	8Q1	C28-O27-P24-O1
52	N	402	PC7	O11-C11-O3-C3

Continued on next page...

Continued from previous page...

Mol	Chain	Res	Type	Atoms
56	m	202	PTY	O30-C30-O4-C1
57	N	401	CDL	OB9-CB7-OB8-CB6
52	N	402	PC7	C12-C11-O3-C3
57	N	401	CDL	C71-CB7-OB8-CB6
52	N	403	PC7	O31-C31-O2-C2
56	H	301	PTY	O10-C8-O7-C6
56	Y	301	PTY	O10-C8-O7-C6
57	L	601	CDL	OA7-CA5-OA6-CA4
57	M	502	CDL	OA7-CA5-OA6-CA4
57	d	101	CDL	OA7-CA5-OA6-CA4
52	N	403	PC7	O11-C11-O3-C3
52	L	602	PC7	C12-C11-O3-C3
56	m	202	PTY	C31-C30-O4-C1
57	d	101	CDL	C71-CB7-OB8-CB6
52	A	201	PC7	C32-C31-O2-C2
60	W	200	8Q1	C38-C39-N41-C42
57	N	401	CDL	C53-C54-C55-C56
52	N	403	PC7	C12-C11-O3-C3
57	t	201	CDL	C77-C78-C79-C80
52	L	602	PC7	O11-C11-O3-C3
52	L	602	PC7	C21-C22-C23-C24
52	z	301	PC7	C32-C33-C34-C35
57	d	101	CDL	C22-C23-C24-C25
57	L	601	CDL	O1-C1-CB2-OB2
57	N	401	CDL	O1-C1-CB2-OB2
57	d	101	CDL	O1-C1-CA2-OA2
56	H	301	PTY	O30-C30-O4-C1
52	M	503	PC7	C13-C14-C15-C16
56	m	201	PTY	C34-C35-C36-C37
57	N	401	CDL	C82-C83-C84-C85
52	L	602	PC7	C19-C20-C21-C22
57	L	601	CDL	C17-C18-C19-C20
57	N	401	CDL	C72-C73-C74-C75
57	d	101	CDL	C19-C20-C21-C22
56	N	404	PTY	C38-C39-C40-C41
56	m	201	PTY	C12-C13-C14-C15
58	P	500	NDP	O4D-C4D-C5D-O5D
56	H	301	PTY	C31-C30-O4-C1
55	F	500	FMN	O2'-C2'-C3'-C4'
52	M	503	PC7	C40-C41-C42-C43
57	t	201	CDL	C55-C56-C57-C58
56	L	603	PTY	C38-C39-C40-C41

Continued on next page...

Continued from previous page...

Mol	Chain	Res	Type	Atoms
57	d	101	CDL	C82-C83-C84-C85
60	W	200	8Q1	O40-C39-N41-C42
56	H	301	PTY	C11-C12-C13-C14
56	m	201	PTY	C17-C18-C19-C20
57	t	201	CDL	C12-C13-C14-C15
57	L	601	CDL	CA2-C1-CB2-OB2
57	d	101	CDL	CA2-C1-CB2-OB2
57	t	201	CDL	CA2-C1-CB2-OB2
56	Y	301	PTY	O30-C30-O4-C1
52	M	503	PC7	C4-C5-N-C6
56	Y	301	PTY	C31-C30-O4-C1
57	M	502	CDL	C31-CA7-OA8-CA6
57	M	502	CDL	C38-C39-C40-C41
56	m	201	PTY	C14-C15-C16-C17
56	m	201	PTY	C22-C23-C24-C25
57	L	601	CDL	O1-C1-CA2-OA2
57	t	201	CDL	CB7-C71-C72-C73
52	M	503	PC7	O2-C2-C3-O3
57	d	101	CDL	OB6-CB4-CB6-OB8
52	A	201	PC7	C33-C34-C35-C36
52	L	602	PC7	C14-C15-C16-C17
57	M	502	CDL	OA9-CA7-OA8-CA6
56	L	603	PTY	C30-C31-C32-C33
56	N	404	PTY	C30-C31-C32-C33
57	N	401	CDL	CB7-C71-C72-C73
52	M	504	PC7	C31-C32-C33-C34
52	N	403	PC7	C31-C32-C33-C34
56	H	301	PTY	C8-C11-C12-C13
56	L	603	PTY	C8-C11-C12-C13
56	N	404	PTY	C8-C11-C12-C13
56	Y	301	PTY	C8-C11-C12-C13
56	Y	301	PTY	C30-C31-C32-C33
57	L	601	CDL	CA5-C11-C12-C13
57	t	201	CDL	CA7-C31-C32-C33
52	M	503	PC7	C12-C11-O3-C3
52	M	503	PC7	C4-C5-N-C7
52	z	301	PC7	C4-C5-N-C6
52	A	201	PC7	C31-C32-C33-C34
52	L	602	PC7	C11-C12-C13-C14
52	M	503	PC7	C11-C12-C13-C14
52	M	504	PC7	C11-C12-C13-C14
52	L	602	PC7	C31-C32-C33-C34

Continued on next page...

Continued from previous page...

Mol	Chain	Res	Type	Atoms
52	L	602	PC7	C40-C41-C42-C43
57	M	502	CDL	O1-C1-CA2-OA2
57	t	201	CDL	O1-C1-CB2-OB2
52	A	201	PC7	C4-O4P-P-O3P
52	M	504	PC7	C1-O3P-P-O4P
52	M	504	PC7	C4-O4P-P-O3P
52	N	403	PC7	C1-O3P-P-O4P
52	N	403	PC7	C4-O4P-P-O3P
56	H	301	PTY	C3-O11-P1-O14
56	L	603	PTY	C5-O14-P1-O11
56	m	202	PTY	C5-O14-P1-O11
57	L	601	CDL	CA3-OA5-PA1-OA2
57	L	601	CDL	CB3-OB5-PB2-OB2
57	M	502	CDL	CA2-OA2-PA1-OA5
57	M	502	CDL	CA3-OA5-PA1-OA2
57	M	502	CDL	CB3-OB5-PB2-OB2
57	N	401	CDL	CA2-OA2-PA1-OA5
57	N	401	CDL	CA3-OA5-PA1-OA2
57	d	101	CDL	CA2-OA2-PA1-OA5
57	t	201	CDL	CB2-OB2-PB2-OB5
56	L	603	PTY	C31-C30-O4-C1
52	M	503	PC7	O11-C11-O3-C3
57	M	502	CDL	CB2-C1-CA2-OA2
57	N	401	CDL	CA2-C1-CB2-OB2
52	z	301	PC7	O31-C31-O2-C2
52	A	201	PC7	C4-C5-N-C6
52	N	402	PC7	C4-C5-N-C7
52	N	402	PC7	C4-C5-N-C6
52	z	301	PC7	C4-C5-N-C8
57	L	601	CDL	C22-C23-C24-C25
55	F	500	FMN	O2'-C2'-C3'-O3'
52	L	602	PC7	C32-C33-C34-C35
56	Y	301	PTY	C40-C41-C42-C43
57	L	601	CDL	C21-C22-C23-C24
57	t	201	CDL	C52-C53-C54-C55
52	z	301	PC7	C32-C31-O2-C2
58	P	500	NDP	C3D-C4D-C5D-O5D
52	M	504	PC7	C38-C39-C40-C41
52	N	402	PC7	C32-C33-C34-C35
56	H	301	PTY	C24-C25-C26-C27
56	N	404	PTY	C34-C35-C36-C37
56	Y	301	PTY	C19-C20-C21-C22

Continued on next page...

Continued from previous page...

Mol	Chain	Res	Type	Atoms
57	N	401	CDL	C14-C15-C16-C17
57	d	101	CDL	C34-C35-C36-C37
57	t	201	CDL	C17-C18-C19-C20
57	t	201	CDL	C20-C21-C22-C23
52	L	602	PC7	C37-C38-C39-C40
56	Y	301	PTY	C12-C13-C14-C15
56	Y	301	PTY	C13-C14-C15-C16
57	L	601	CDL	C11-C12-C13-C14
57	N	401	CDL	C37-C38-C39-C40
57	d	101	CDL	C80-C81-C82-C83
56	m	202	PTY	C8-C11-C12-C13
52	M	504	PC7	C32-C33-C34-C35
56	N	404	PTY	C17-C18-C19-C20
57	N	401	CDL	C83-C84-C85-C86
57	d	101	CDL	C41-C42-C43-C44
52	A	201	PC7	C21-C22-C23-C24
52	L	602	PC7	C15-C16-C17-C18
56	Y	301	PTY	C21-C22-C23-C24
56	m	202	PTY	C11-C12-C13-C14
56	m	202	PTY	C32-C33-C34-C35
52	M	503	PC7	C20-C21-C22-C23
56	m	202	PTY	C21-C22-C23-C24
57	M	502	CDL	C13-C14-C15-C16
52	N	402	PC7	C31-C32-C33-C34
52	A	201	PC7	C32-C33-C34-C35
52	N	403	PC7	C19-C20-C21-C22
56	L	603	PTY	C39-C40-C41-C42
56	N	404	PTY	C33-C34-C35-C36
57	M	502	CDL	C14-C15-C16-C17
57	M	502	CDL	C15-C16-C17-C18
57	d	101	CDL	C12-C13-C14-C15
57	N	401	CDL	C80-C81-C82-C83
52	N	402	PC7	C11-C12-C13-C14
56	H	301	PTY	C19-C20-C21-C22
56	Y	301	PTY	C11-C12-C13-C14
57	L	601	CDL	C37-C38-C39-C40
57	M	502	CDL	C17-C18-C19-C20
57	M	502	CDL	C82-C83-C84-C85
57	N	401	CDL	C54-C55-C56-C57
57	d	101	CDL	C31-C32-C33-C34
57	d	101	CDL	C61-C62-C63-C64
52	L	602	PC7	C38-C39-C40-C41

Continued on next page...

Continued from previous page...

Mol	Chain	Res	Type	Atoms
52	M	503	PC7	C32-C33-C34-C35
56	m	202	PTY	C15-C16-C17-C18
57	M	502	CDL	C79-C80-C81-C82
57	t	201	CDL	C19-C20-C21-C22
57	t	201	CDL	C73-C74-C75-C76
52	M	504	PC7	C32-C31-O2-C2
52	N	403	PC7	C20-C21-C22-C23
52	z	301	PC7	C43-C44-C45-C46
52	z	301	PC7	C35-C36-C37-C38
52	z	301	PC7	C18-C19-C20-C21
57	M	502	CDL	C71-C72-C73-C74
57	M	502	CDL	C78-C79-C80-C81
57	N	401	CDL	C15-C16-C17-C18
57	t	201	CDL	C71-C72-C73-C74
57	N	401	CDL	CA5-C11-C12-C13
57	d	101	CDL	CB7-C71-C72-C73
52	L	602	PC7	C13-C14-C15-C16
52	M	503	PC7	C19-C20-C21-C22
52	M	504	PC7	C16-C17-C18-C19
52	M	504	PC7	C17-C18-C19-C20
52	M	504	PC7	C18-C19-C20-C21
56	L	603	PTY	C20-C21-C22-C23
56	m	201	PTY	C16-C17-C18-C19
57	d	101	CDL	C77-C78-C79-C80
57	t	201	CDL	C36-C37-C38-C39
57	t	201	CDL	C61-C62-C63-C64
52	A	201	PC7	C4-C5-N-C7
52	A	201	PC7	C4-C5-N-C8
52	N	402	PC7	C4-C5-N-C8
52	M	503	PC7	C17-C18-C19-C20
56	m	201	PTY	C18-C19-C20-C21
56	m	201	PTY	C32-C33-C34-C35
56	m	202	PTY	C37-C38-C39-C40
57	L	601	CDL	C33-C34-C35-C36
52	A	201	PC7	C40-C41-C42-C43
52	N	402	PC7	C22-C23-C24-C25
56	Y	301	PTY	C31-C32-C33-C34
56	m	202	PTY	C34-C35-C36-C37
57	M	502	CDL	C39-C40-C41-C42
57	N	401	CDL	C73-C74-C75-C76
57	N	401	CDL	C75-C76-C77-C78
57	d	101	CDL	C56-C57-C58-C59

Continued on next page...

Continued from previous page...

Mol	Chain	Res	Type	Atoms
52	A	201	PC7	C13-C14-C15-C16
52	M	503	PC7	C18-C19-C20-C21
56	m	201	PTY	C15-C16-C17-C18
57	L	601	CDL	C53-C54-C55-C56
57	M	502	CDL	C18-C19-C20-C21
57	M	502	CDL	C55-C56-C57-C58
57	N	401	CDL	C39-C40-C41-C42
56	M	501	PTY	C14-C15-C16-C17
52	A	201	PC7	C41-C42-C43-C44
52	L	602	PC7	C35-C36-C37-C38
52	z	301	PC7	C42-C43-C44-C45
57	L	601	CDL	C56-C57-C58-C59
57	N	401	CDL	C41-C42-C43-C44
56	Y	301	PTY	C25-C26-C27-C28
57	M	502	CDL	C83-C84-C85-C86
57	t	201	CDL	C60-C61-C62-C63
52	M	504	PC7	O31-C31-O2-C2
56	H	301	PTY	C13-C14-C15-C16
57	L	601	CDL	C59-C60-C61-C62
57	M	502	CDL	C52-C53-C54-C55
57	t	201	CDL	C11-CA5-OA6-CA4
57	N	401	CDL	C13-C14-C15-C16
52	M	504	PC7	C35-C36-C37-C38
56	N	404	PTY	C15-C16-C17-C18
56	m	201	PTY	C33-C34-C35-C36
57	M	502	CDL	C19-C20-C21-C22
57	d	101	CDL	C43-C44-C45-C46
56	L	603	PTY	O30-C30-O4-C1
56	m	202	PTY	C25-C26-C27-C28
57	t	201	CDL	OA7-CA5-OA6-CA4
56	m	202	PTY	C39-C40-C41-C42
57	M	502	CDL	C59-C60-C61-C62
52	M	503	PC7	C41-C42-C43-C44
52	M	504	PC7	C33-C34-C35-C36
57	M	502	CDL	C34-C35-C36-C37
57	N	401	CDL	C31-C32-C33-C34
57	t	201	CDL	C58-C59-C60-C61
52	M	503	PC7	C4-C5-N-C8
52	A	201	PC7	C11-C12-C13-C14
57	M	502	CDL	CB5-C51-C52-C53
52	A	201	PC7	C14-C15-C16-C17
56	N	404	PTY	C11-C8-O7-C6

Continued on next page...

Continued from previous page...

Mol	Chain	Res	Type	Atoms
52	z	301	PC7	C34-C35-C36-C37
56	L	603	PTY	C15-C16-C17-C18
52	A	201	PC7	C37-C38-C39-C40
56	m	201	PTY	C24-C25-C26-C27
57	d	101	CDL	C51-C52-C53-C54
57	M	502	CDL	C33-C34-C35-C36
57	M	502	CDL	C54-C55-C56-C57
57	N	401	CDL	C74-C75-C76-C77
52	L	602	PC7	O31-C31-O2-C2
57	t	201	CDL	OB7-CB5-OB6-CB4
57	t	201	CDL	C71-CB7-OB8-CB6
56	M	501	PTY	C21-C22-C23-C24
52	z	301	PC7	C40-C41-C42-C43
56	L	603	PTY	C11-C12-C13-C14
52	N	402	PC7	C21-C22-C23-C24
52	N	403	PC7	C21-C22-C23-C24
56	N	404	PTY	C11-C12-C13-C14
52	M	503	PC7	C21-C22-C23-C24
52	N	402	PC7	C12-C13-C14-C15
56	m	202	PTY	C35-C36-C37-C38
52	M	504	PC7	C19-C20-C21-C22
56	M	501	PTY	C17-C18-C19-C20
57	M	502	CDL	C42-C43-C44-C45
57	M	502	CDL	C72-C73-C74-C75
57	N	401	CDL	C36-C37-C38-C39
57	d	101	CDL	C11-C12-C13-C14
52	L	602	PC7	C32-C31-O2-C2
57	t	201	CDL	C51-CB5-OB6-CB4
52	M	503	PC7	C36-C37-C38-C39
52	N	402	PC7	C44-C45-C46-C47
56	N	404	PTY	C13-C14-C15-C16
56	N	404	PTY	C40-C41-C42-C43
57	L	601	CDL	C36-C37-C38-C39
57	L	601	CDL	C76-C77-C78-C79
56	N	404	PTY	O10-C8-O7-C6
56	L	603	PTY	C34-C35-C36-C37
57	N	401	CDL	C71-C72-C73-C74
57	L	601	CDL	OB6-CB4-CB6-OB8
56	H	301	PTY	C15-C16-C17-C18
60	n	200	8Q1	C11-C10-C9-C8
52	z	301	PC7	C4-C5-N-C7
52	M	504	PC7	C39-C40-C41-C42

Continued on next page...

Continued from previous page...

Mol	Chain	Res	Type	Atoms
56	N	404	PTY	C31-C32-C33-C34
56	N	404	PTY	C32-C33-C34-C35
57	M	502	CDL	C41-C42-C43-C44
57	d	101	CDL	C42-C43-C44-C45
57	M	502	CDL	C35-C36-C37-C38
56	M	501	PTY	C16-C17-C18-C19
56	M	501	PTY	C39-C40-C41-C42
56	Y	301	PTY	C32-C33-C34-C35
57	M	502	CDL	C31-C32-C33-C34
52	L	602	PC7	C4-O4P-P-O3P
56	L	603	PTY	C3-O11-P1-O14
56	N	404	PTY	C5-O14-P1-O11
57	t	201	CDL	CA3-OA5-PA1-OA2
52	z	301	PC7	C33-C34-C35-C36
57	t	201	CDL	C74-C75-C76-C77
57	N	401	CDL	C81-C82-C83-C84
52	A	201	PC7	O3P-C1-C2-C3
56	H	301	PTY	O14-C5-C6-C1
57	N	401	CDL	OA5-CA3-CA4-CA6
57	t	201	CDL	C33-C34-C35-C36
60	n	200	8Q1	C12-C13-C14-C15
56	Y	301	PTY	C36-C37-C38-C39
56	L	603	PTY	C35-C36-C37-C38
57	t	201	CDL	C43-C44-C45-C46
57	M	502	CDL	C71-CB7-OB8-CB6
56	Y	301	PTY	C20-C21-C22-C23
57	M	502	CDL	C36-C37-C38-C39
57	M	502	CDL	C62-C63-C64-C65
57	d	101	CDL	C71-C72-C73-C74
57	L	601	CDL	C19-C20-C21-C22
57	M	502	CDL	C58-C59-C60-C61
57	d	101	CDL	C83-C84-C85-C86
57	t	201	CDL	C59-C60-C61-C62
52	M	503	PC7	C1-C2-C3-O3
52	z	301	PC7	C1-C2-C3-O3
56	H	301	PTY	O4-C1-C6-C5
56	L	603	PTY	C31-C32-C33-C34
56	N	404	PTY	O4-C1-C6-C5
57	L	601	CDL	CB3-CB4-CB6-OB8
57	N	401	CDL	CA3-CA4-CA6-OA8
57	t	201	CDL	C14-C15-C16-C17
57	t	201	CDL	CB3-CB4-CB6-OB8

Continued on next page...

Continued from previous page...

Mol	Chain	Res	Type	Atoms
57	t	201	CDL	OB9-CB7-OB8-CB6
52	z	301	PC7	C41-C42-C43-C44
57	t	201	CDL	C84-C85-C86-C87
52	L	602	PC7	C18-C19-C20-C21
52	N	402	PC7	C20-C21-C22-C23
52	N	403	PC7	C44-C45-C46-C47
56	Y	301	PTY	C41-C42-C43-C44
57	M	502	CDL	C53-C54-C55-C56
57	d	101	CDL	C84-C85-C86-C87
60	n	200	8Q1	O33-C32-C34-O35
56	L	603	PTY	C18-C19-C20-C21
52	N	403	PC7	C23-C24-C25-C26
60	n	200	8Q1	O27-C28-C29-C30
60	n	200	8Q1	O27-C28-C29-C31
56	m	201	PTY	C26-C27-C28-C29
57	N	401	CDL	C20-C21-C22-C23
52	z	301	PC7	C1-C2-O2-C31
57	M	502	CDL	CA3-CA4-OA6-CA5
60	n	200	8Q1	C28-O27-P24-O3
52	N	402	PC7	C43-C44-C45-C46
56	H	301	PTY	C18-C19-C20-C21
56	N	404	PTY	C35-C36-C37-C38
57	M	502	CDL	C37-C38-C39-C40
52	L	602	PC7	C4-C5-N-C7
57	t	201	CDL	C75-C76-C77-C78
60	n	200	8Q1	C10-C11-C12-C13
57	d	101	CDL	OA6-CA4-CA6-OA8
52	z	301	PC7	C22-C23-C24-C25
57	M	502	CDL	C16-C17-C18-C19
57	M	502	CDL	C40-C41-C42-C43
57	M	502	CDL	OB9-CB7-OB8-CB6
57	L	601	CDL	C55-C56-C57-C58
57	N	401	CDL	CB5-C51-C52-C53
57	L	601	CDL	C64-C65-C66-C67
57	t	201	CDL	C31-CA7-OA8-CA6
56	H	301	PTY	C26-C27-C28-C29
60	W	200	8Q1	C6-C7-C8-C9
56	H	301	PTY	C25-C26-C27-C28
52	N	402	PC7	O3P-C1-C2-C3
57	M	502	CDL	OB5-CB3-CB4-CB6
57	t	201	CDL	OA5-CA3-CA4-CA6
56	L	603	PTY	C32-C33-C34-C35

Continued on next page...

Continued from previous page...

Mol	Chain	Res	Type	Atoms
57	M	502	CDL	C44-C45-C46-C47
60	n	200	8Q1	C9-C10-C11-C12
56	N	404	PTY	C37-C38-C39-C40
60	n	200	8Q1	C29-C32-C34-O35
57	L	601	CDL	C51-C52-C53-C54
52	A	201	PC7	C15-C16-C17-C18
56	m	201	PTY	C25-C26-C27-C28
52	M	503	PC7	C43-C44-C45-C46
56	Y	301	PTY	C18-C19-C20-C21
57	N	401	CDL	C31-CA7-OA8-CA6
57	t	201	CDL	CB5-C51-C52-C53
56	m	202	PTY	C20-C21-C22-C23
57	L	601	CDL	C72-C73-C74-C75
56	M	501	PTY	C13-C14-C15-C16
57	N	401	CDL	C19-C20-C21-C22
52	L	602	PC7	C20-C21-C22-C23
56	L	603	PTY	C13-C14-C15-C16
57	M	502	CDL	C22-C23-C24-C25
57	t	201	CDL	C63-C64-C65-C66
52	N	403	PC7	C32-C33-C34-C35
57	N	401	CDL	C34-C35-C36-C37
52	M	504	PC7	C1-C2-C3-O3
52	N	403	PC7	C1-C2-C3-O3
57	M	502	CDL	CB3-CB4-CB6-OB8
57	N	401	CDL	CB3-CB4-CB6-OB8
57	d	101	CDL	CB3-CB4-CB6-OB8
57	t	201	CDL	CA3-CA4-CA6-OA8
56	L	603	PTY	C14-C15-C16-C17
52	M	504	PC7	C41-C42-C43-C44
57	t	201	CDL	C57-C58-C59-C60
57	d	101	CDL	C37-C38-C39-C40
52	N	402	PC7	C4-O4P-P-O3P
56	Y	301	PTY	C3-O11-P1-O14
57	L	601	CDL	CA2-OA2-PA1-OA5
57	M	502	CDL	C57-C58-C59-C60
57	t	201	CDL	C51-C52-C53-C54
57	d	101	CDL	C52-C53-C54-C55
52	A	201	PC7	O3P-C1-C2-O2
52	N	403	PC7	O3P-C1-C2-O2
57	M	502	CDL	OB5-CB3-CB4-OB6
57	d	101	CDL	CA5-C11-C12-C13
56	Y	301	PTY	C14-C15-C16-C17

Continued on next page...

Continued from previous page...

Mol	Chain	Res	Type	Atoms
57	N	401	CDL	C78-C79-C80-C81
52	N	403	PC7	C35-C36-C37-C38
57	t	201	CDL	C42-C43-C44-C45
57	M	502	CDL	OB6-CB4-CB6-OB8
57	N	401	CDL	OA6-CA4-CA6-OA8
57	N	401	CDL	OB6-CB4-CB6-OB8
57	t	201	CDL	OA6-CA4-CA6-OA8
56	H	301	PTY	C37-C38-C39-C40
52	M	504	PC7	C14-C15-C16-C17
52	L	602	PC7	C12-C13-C14-C15
52	M	504	PC7	C37-C38-C39-C40
52	N	402	PC7	C45-C46-C47-C48
52	N	402	PC7	C40-C41-C42-C43
56	m	202	PTY	C6-C5-O14-P1
57	t	201	CDL	OA9-CA7-OA8-CA6
52	M	504	PC7	C15-C16-C17-C18
52	N	402	PC7	C38-C39-C40-C41
57	L	601	CDL	C40-C41-C42-C43
57	L	601	CDL	C20-C21-C22-C23
57	N	401	CDL	C55-C56-C57-C58
56	m	202	PTY	C11-C8-O7-C6
56	M	501	PTY	C33-C34-C35-C36
56	H	301	PTY	C23-C24-C25-C26
57	L	601	CDL	C61-C62-C63-C64
56	Y	301	PTY	O14-C5-C6-C1
57	d	101	CDL	OA5-CA3-CA4-CA6
57	t	201	CDL	C53-C54-C55-C56
57	M	502	CDL	C64-C65-C66-C67
56	Y	301	PTY	C37-C38-C39-C40
52	M	503	PC7	C31-C32-C33-C34
52	L	602	PC7	C34-C35-C36-C37
57	M	502	CDL	C43-C44-C45-C46
57	M	502	CDL	C51-C52-C53-C54
56	H	301	PTY	C1-C6-O7-C8
56	m	202	PTY	O10-C8-O7-C6
57	d	101	CDL	C36-C37-C38-C39
52	L	602	PC7	C1-C2-C3-O3
57	N	401	CDL	OA9-CA7-OA8-CA6
56	Y	301	PTY	O14-C5-C6-O7
57	d	101	CDL	OA5-CA3-CA4-OA6
57	t	201	CDL	OA5-CA3-CA4-OA6
57	L	601	CDL	C62-C63-C64-C65

Continued on next page...

Continued from previous page...

Mol	Chain	Res	Type	Atoms
56	M	501	PTY	C19-C20-C21-C22
52	L	602	PC7	O2-C2-C3-O3
52	N	403	PC7	O2-C2-C3-O3
57	t	201	CDL	OB6-CB4-CB6-OB8
56	Y	301	PTY	C17-C18-C19-C20
57	N	401	CDL	C35-C36-C37-C38
52	N	403	PC7	C40-C41-C42-C43
57	M	502	CDL	C74-C75-C76-C77
52	N	403	PC7	C4-C5-N-C7
56	m	201	PTY	C21-C22-C23-C24
56	m	202	PTY	C22-C23-C24-C25
56	Y	301	PTY	C26-C27-C28-C29
57	L	601	CDL	C18-C19-C20-C21
57	M	502	CDL	C21-C22-C23-C24
57	d	101	CDL	C75-C76-C77-C78
57	M	502	CDL	C73-C74-C75-C76
56	H	301	PTY	C17-C18-C19-C20
52	N	402	PC7	C1-O3P-P-O4P
57	N	401	CDL	CB3-OB5-PB2-OB2
52	N	402	PC7	C18-C19-C20-C21
52	z	301	PC7	C39-C40-C41-C42
57	d	101	CDL	C59-C60-C61-C62
52	L	602	PC7	C4-C5-N-C8
52	M	504	PC7	C1-O3P-P-O2P
52	N	403	PC7	C4-C5-N-C8
56	L	603	PTY	C5-O14-P1-O13
56	M	501	PTY	C5-O14-P1-O13
56	Y	301	PTY	C3-O11-P1-O13
57	L	601	CDL	CB3-OB5-PB2-OB4
57	M	502	CDL	CA2-OA2-PA1-OA4
57	M	502	CDL	CB3-OB5-PB2-OB4
57	N	401	CDL	CA2-OA2-PA1-OA3
57	N	401	CDL	CB3-OB5-PB2-OB3
57	N	401	CDL	CB3-OB5-PB2-OB4
57	t	201	CDL	CA3-OA5-PA1-OA4
57	t	201	CDL	CB2-OB2-PB2-OB4
58	P	500	NDP	C2N-C3N-C7N-N7N
57	N	401	CDL	OB5-CB3-CB4-CB6
52	N	403	PC7	C15-C16-C17-C18
52	A	201	PC7	C5-C4-O4P-P
57	d	101	CDL	C21-C22-C23-C24
57	L	601	CDL	CB2-C1-CA2-OA2

Continued on next page...

Continued from previous page...

Mol	Chain	Res	Type	Atoms
56	L	603	PTY	C17-C18-C19-C20
52	N	402	PC7	O3P-C1-C2-O2
56	H	301	PTY	O14-C5-C6-O7
57	L	601	CDL	OB5-CB3-CB4-OB6
57	N	401	CDL	OA5-CA3-CA4-OA6
57	N	401	CDL	OB5-CB3-CB4-OB6
57	t	201	CDL	C31-C32-C33-C34
52	A	201	PC7	C18-C19-C20-C21
57	N	401	CDL	C76-C77-C78-C79
52	z	301	PC7	C31-C32-C33-C34
56	L	603	PTY	C33-C34-C35-C36
52	L	602	PC7	C4-C5-N-C6
52	M	504	PC7	C22-C23-C24-C25
52	A	201	PC7	O4P-C4-C5-N
52	N	402	PC7	O4P-C4-C5-N
52	A	201	PC7	C12-C13-C14-C15
57	N	401	CDL	C1-CA2-OA2-PA1
56	M	501	PTY	C38-C39-C40-C41
56	Y	301	PTY	C23-C24-C25-C26
57	L	601	CDL	C38-C39-C40-C41
52	N	403	PC7	C4-C5-N-C6
57	L	601	CDL	C74-C75-C76-C77
57	M	502	CDL	C12-C13-C14-C15
57	L	601	CDL	C23-C24-C25-C26
56	H	301	PTY	C32-C33-C34-C35
56	L	603	PTY	C37-C38-C39-C40
57	d	101	CDL	C35-C36-C37-C38
52	N	403	PC7	O3P-C1-C2-C3
57	L	601	CDL	OB5-CB3-CB4-CB6
57	L	601	CDL	C32-C31-CA7-OA8
57	N	401	CDL	C62-C63-C64-C65
52	N	403	PC7	C2-C1-O3P-P
57	t	201	CDL	C39-C40-C41-C42
57	t	201	CDL	C79-C80-C81-C82
57	d	101	CDL	C38-C39-C40-C41
52	M	504	PC7	O2-C2-C3-O3
56	H	301	PTY	O4-C1-C6-O7
56	M	501	PTY	C3-O11-P1-O14
52	N	403	PC7	C16-C17-C18-C19
57	d	101	CDL	CA3-CA4-CA6-OA8
56	Y	301	PTY	C39-C40-C41-C42
57	t	201	CDL	C41-C42-C43-C44

Continued on next page...

Continued from previous page...

Mol	Chain	Res	Type	Atoms
58	P	500	NDP	O4D-C1D-N1N-C6N
52	N	402	PC7	C15-C16-C17-C18
57	d	101	CDL	C1-CB2-OB2-PB2
57	t	201	CDL	C1-CA2-OA2-PA1
52	z	301	PC7	C19-C20-C21-C22
57	N	401	CDL	C23-C24-C25-C26
58	P	500	NDP	C2D-C1D-N1N-C6N
52	A	201	PC7	C36-C37-C38-C39
56	Y	301	PTY	C16-C17-C18-C19
58	P	500	NDP	O4B-C4B-C5B-O5B
56	Y	301	PTY	C35-C36-C37-C38
60	n	200	8Q1	C13-C14-C15-C16
57	t	201	CDL	C38-C39-C40-C41
57	d	101	CDL	C33-C34-C35-C36
57	L	601	CDL	C31-C32-C33-C34
57	d	101	CDL	C57-C58-C59-C60
52	L	602	PC7	C23-C24-C25-C26
56	m	201	PTY	C20-C21-C22-C23
57	d	101	CDL	C18-C19-C20-C21
57	N	401	CDL	C38-C39-C40-C41
52	L	602	PC7	C41-C42-C43-C44
52	M	504	PC7	C12-C13-C14-C15
52	N	402	PC7	C41-C42-C43-C44
57	t	201	CDL	C24-C25-C26-C27
60	n	200	8Q1	C29-C32-C34-N36
52	z	301	PC7	C23-C24-C25-C26
52	L	602	PC7	C1-C2-O2-C31
56	M	501	PTY	C22-C23-C24-C25
57	M	502	CDL	C12-C11-CA5-OA6
56	m	201	PTY	O14-C5-C6-O7
52	N	403	PC7	C11-C12-C13-C14
52	A	201	PC7	C38-C39-C40-C41
56	m	202	PTY	C26-C27-C28-C29
56	N	404	PTY	C16-C17-C18-C19
56	m	201	PTY	C38-C39-C40-C41
52	N	402	PC7	C23-C24-C25-C26
57	N	401	CDL	CB4-CB3-OB5-PB2
56	M	501	PTY	C31-C32-C33-C34
56	m	201	PTY	C39-C40-C41-C42
57	d	101	CDL	OB5-CB3-CB4-OB6
52	N	403	PC7	C33-C34-C35-C36
52	A	201	PC7	C22-C23-C24-C25

Continued on next page...

Continued from previous page...

Mol	Chain	Res	Type	Atoms
57	M	502	CDL	CA5-C11-C12-C13
52	M	503	PC7	C22-C23-C24-C25
52	A	201	PC7	O2-C2-C3-O3
52	M	504	PC7	C44-C45-C46-C47
52	A	201	PC7	C43-C44-C45-C46
56	H	301	PTY	C22-C23-C24-C25
52	A	201	PC7	C39-C40-C41-C42
57	N	401	CDL	CB2-OB2-PB2-OB5
57	L	601	CDL	C12-C11-CA5-OA6
57	d	101	CDL	C79-C80-C81-C82
57	N	401	CDL	OB7-CB5-OB6-CB4
57	t	201	CDL	CA5-C11-C12-C13
55	F	500	FMN	C5'-O5'-P-O1P
52	M	503	PC7	C37-C38-C39-C40
52	z	301	PC7	C20-C21-C22-C23
56	N	404	PTY	C19-C20-C21-C22
57	d	101	CDL	C58-C59-C60-C61
52	z	301	PC7	O3-C11-C12-C13
57	L	601	CDL	OA5-CA3-CA4-CA6
57	t	201	CDL	C16-C17-C18-C19
52	N	403	PC7	C41-C42-C43-C44
56	m	201	PTY	C12-C11-C8-O7
52	M	504	PC7	C42-C43-C44-C45
52	M	504	PC7	C4-C5-N-C6
56	m	202	PTY	C12-C11-C8-O7
56	L	603	PTY	C24-C25-C26-C27
56	H	301	PTY	C6-C5-O14-P1
52	L	602	PC7	C22-C23-C24-C25
52	z	301	PC7	C14-C15-C16-C17
57	d	101	CDL	C24-C25-C26-C27
57	N	401	CDL	C51-CB5-OB6-CB4
57	d	101	CDL	C72-C71-CB7-OB8
56	H	301	PTY	C39-C40-C41-C42
56	m	202	PTY	C23-C24-C25-C26
57	N	401	CDL	C60-C61-C62-C63
52	z	301	PC7	C1-O3P-P-O2P
58	P	500	NDP	C5D-O5D-PN-O1N
57	L	601	CDL	C12-C11-CA5-OA7
56	H	301	PTY	C20-C21-C22-C23
52	M	504	PC7	C20-C21-C22-C23
52	z	301	PC7	C13-C14-C15-C16
57	d	101	CDL	C16-C17-C18-C19

Continued on next page...

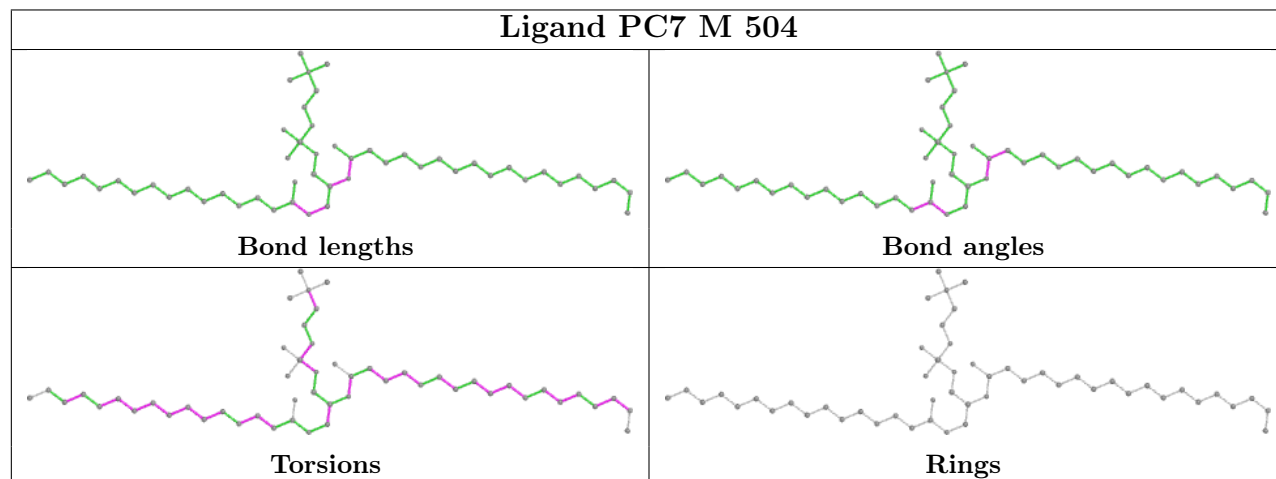
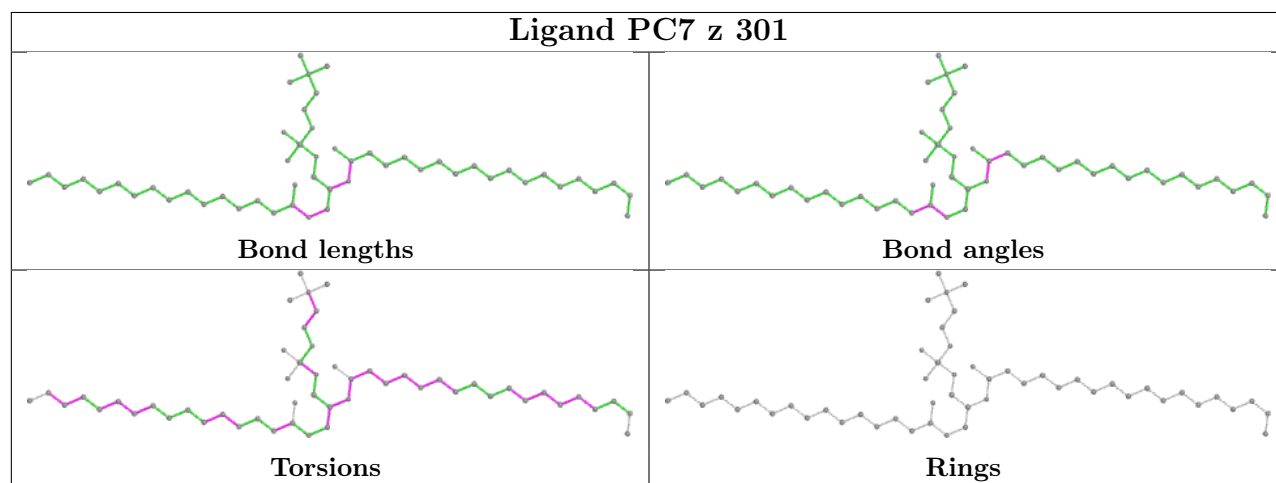
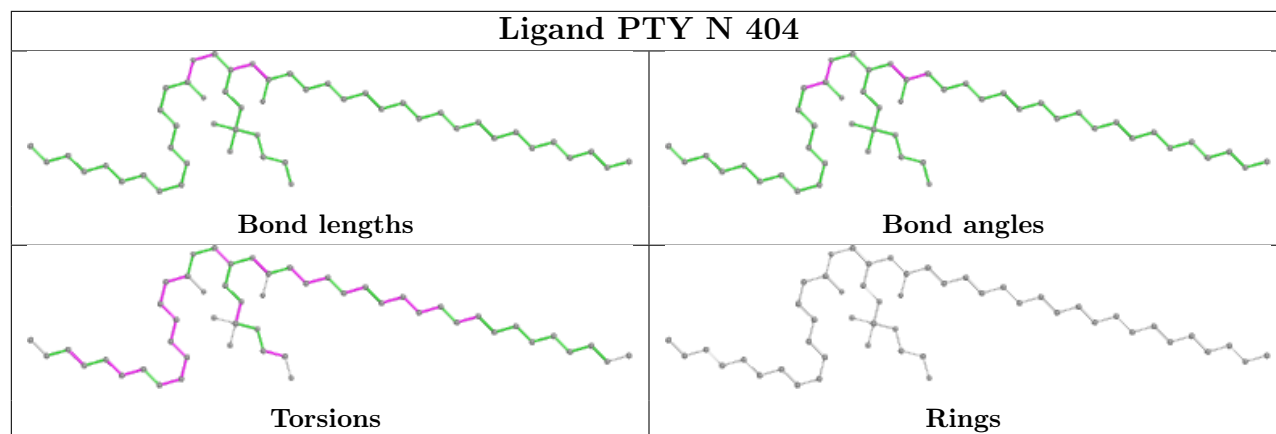
Continued from previous page...

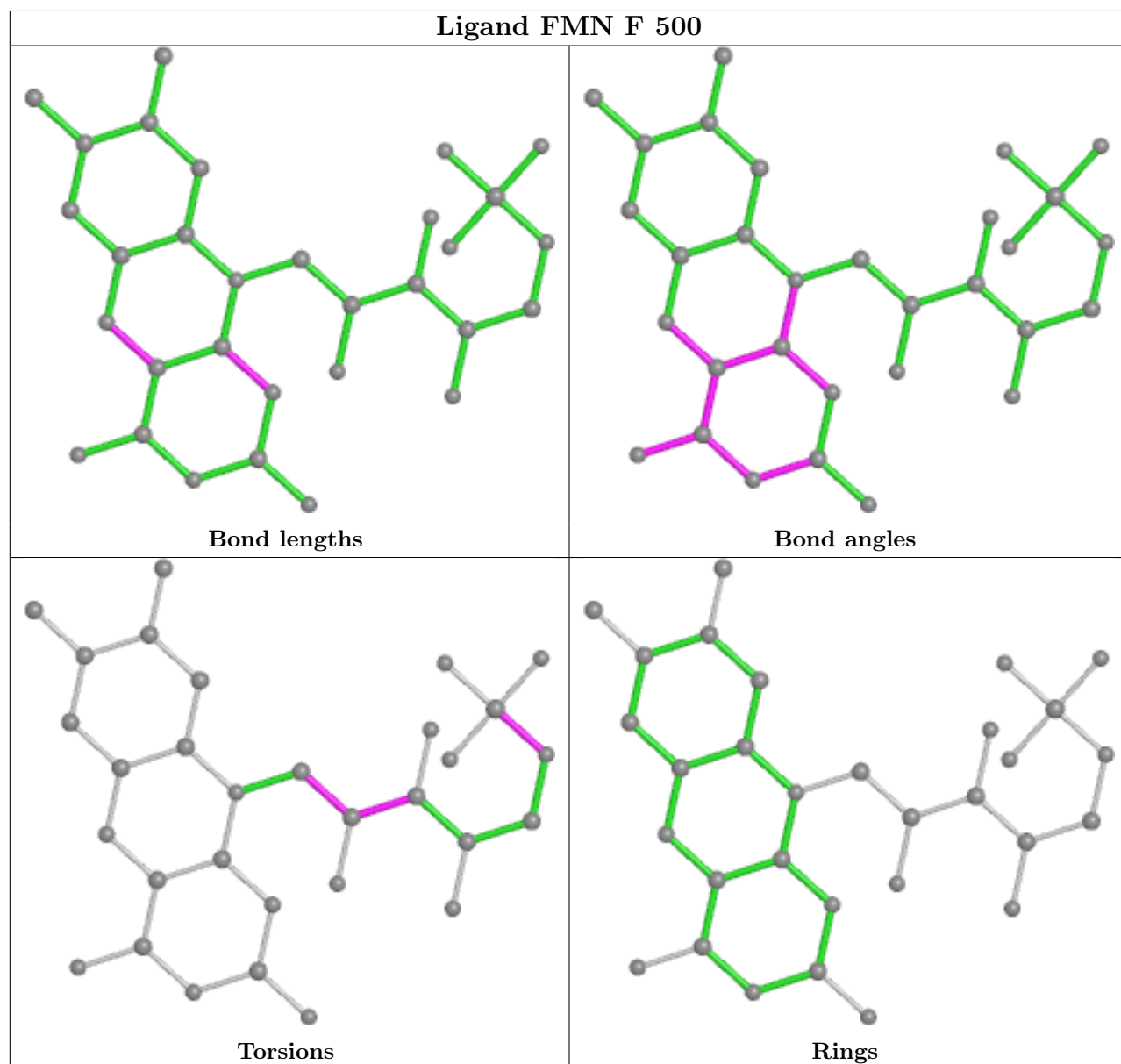
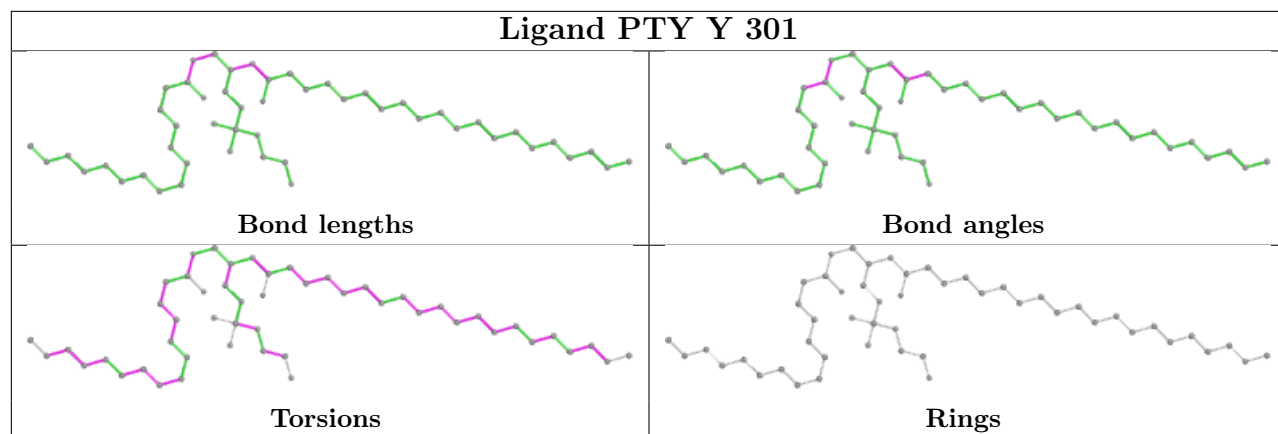
Mol	Chain	Res	Type	Atoms
56	m	202	PTY	C38-C39-C40-C41
52	N	403	PC7	C5-C4-O4P-P
57	t	201	CDL	CA3-CA4-OA6-CA5
57	t	201	CDL	C82-C83-C84-C85
52	M	504	PC7	C45-C46-C47-C48
56	m	202	PTY	C12-C11-C8-O10
58	P	500	NDP	C2D-C1D-N1N-C2N
57	d	101	CDL	C72-C71-CB7-OB9
52	z	301	PC7	O2-C31-C32-C33
56	L	603	PTY	C41-C42-C43-C44
56	m	201	PTY	C12-C11-C8-O10
57	M	502	CDL	C75-C76-C77-C78
52	M	503	PC7	O3P-C1-C2-O2
57	t	201	CDL	C32-C33-C34-C35
57	N	401	CDL	C12-C11-CA5-OA6
57	L	601	CDL	CB7-C71-C72-C73
52	z	301	PC7	O11-C11-C12-C13
56	M	501	PTY	C34-C35-C36-C37
52	L	602	PC7	O2-C31-C32-C33
52	N	403	PC7	C36-C37-C38-C39
57	L	601	CDL	C14-C15-C16-C17
56	N	404	PTY	O4-C30-C31-C32
57	N	401	CDL	C12-C11-CA5-OA7

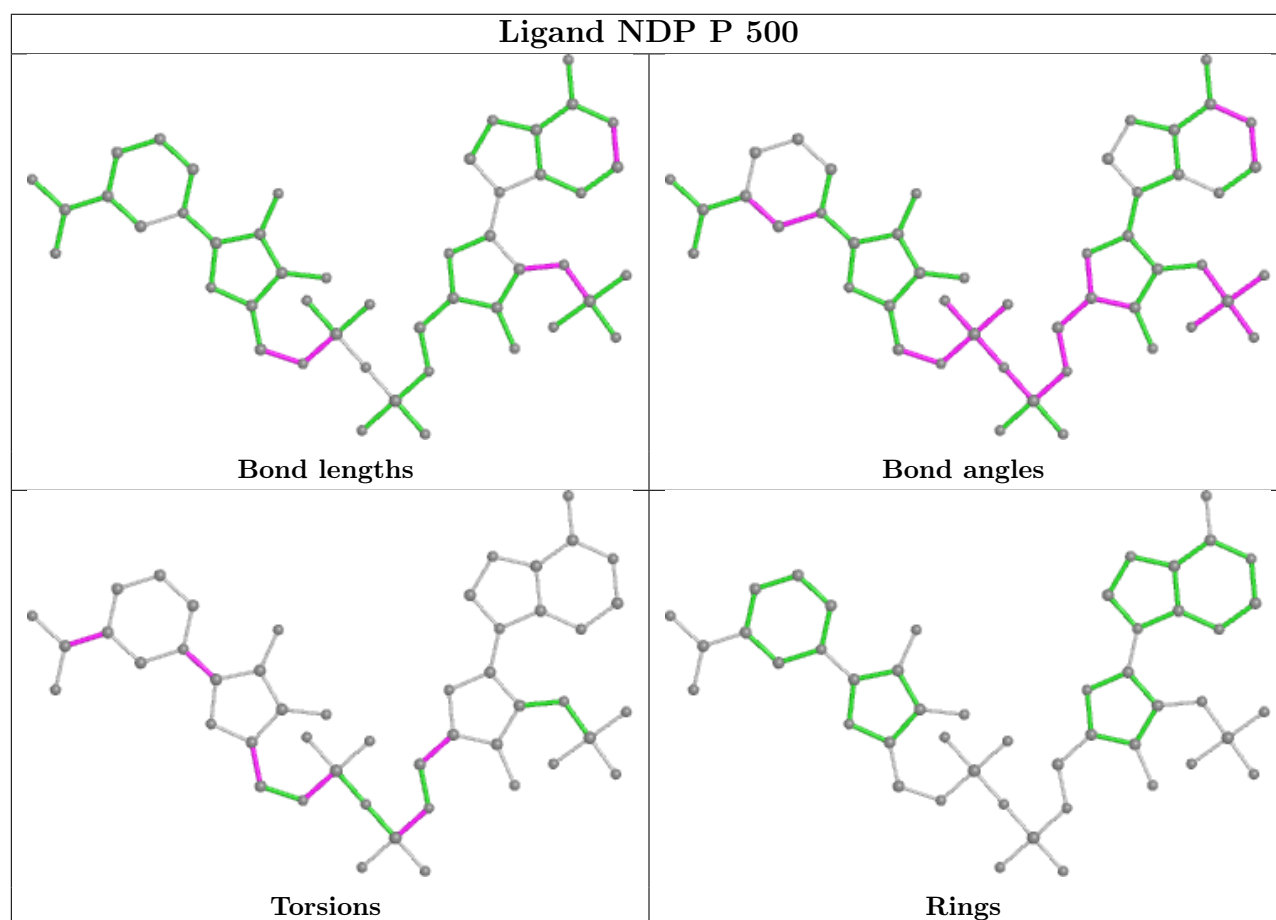
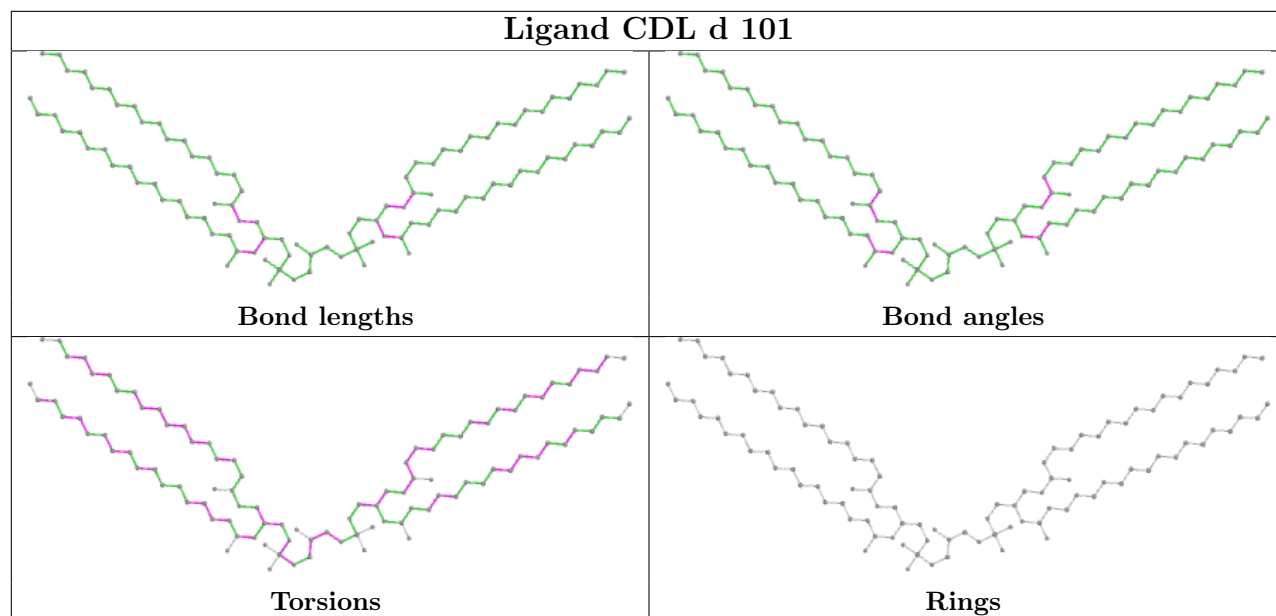
There are no ring outliers.

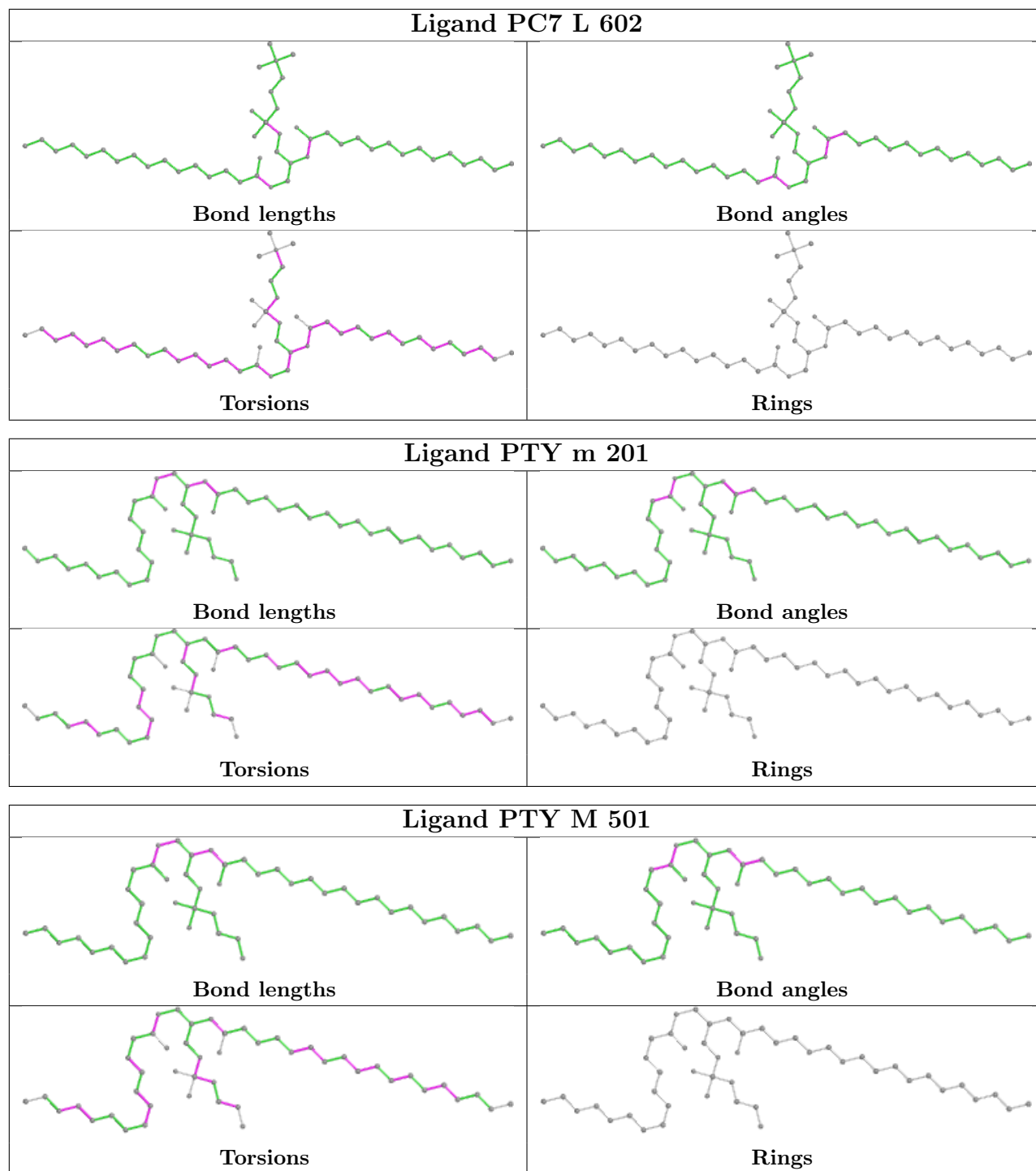
No monomer is involved in short contacts.

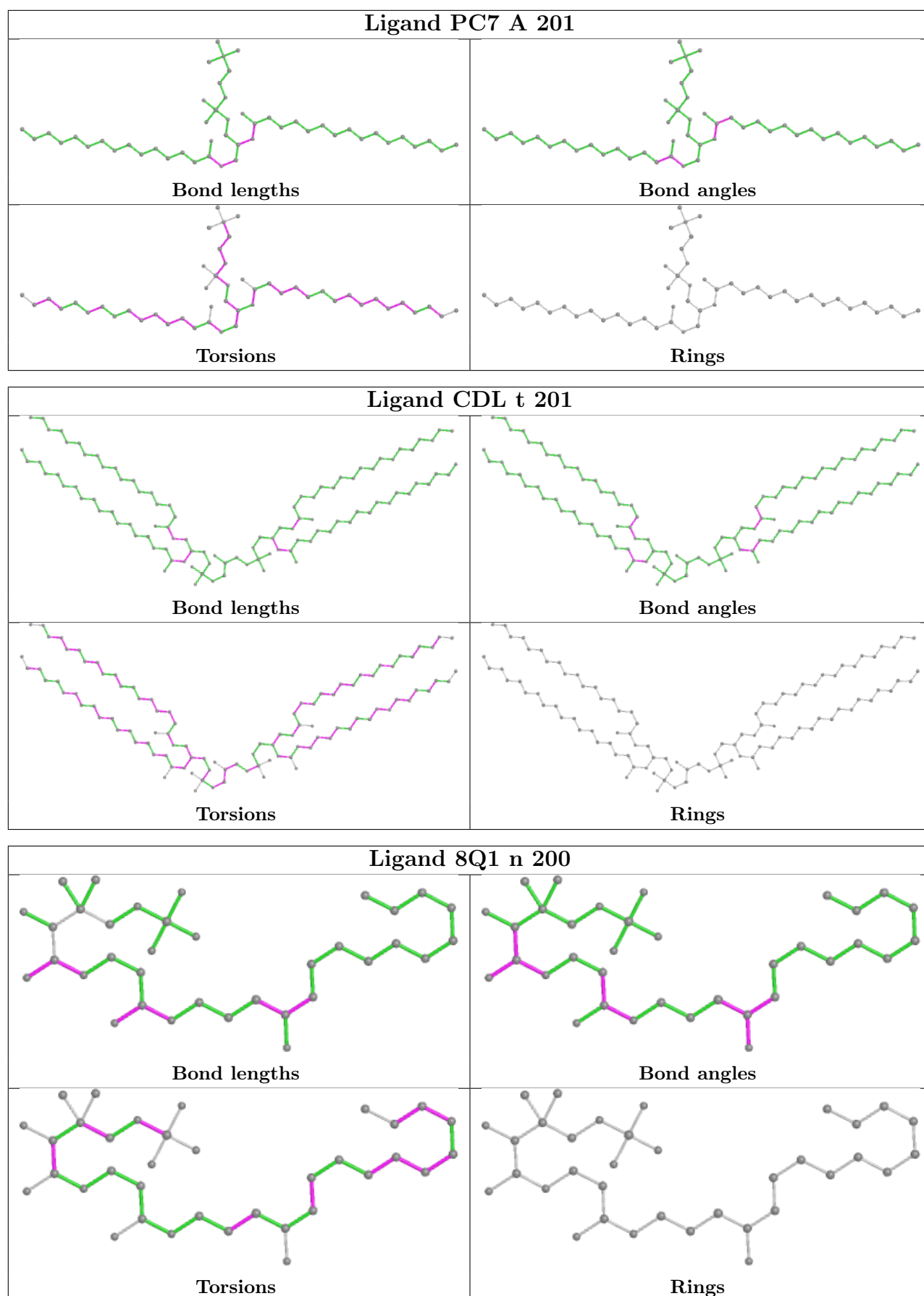
The following is a two-dimensional graphical depiction of Mogul quality analysis of bond lengths, bond angles, torsion angles, and ring geometry for all instances of the Ligand of Interest. In addition, ligands with molecular weight > 250 and outliers as shown on the validation Tables will also be included. For torsion angles, if less than 5% of the Mogul distribution of torsion angles is within 10 degrees of the torsion angle in question, then that torsion angle is considered an outlier. Any bond that is central to one or more torsion angles identified as an outlier by Mogul will be highlighted in the graph. For rings, the root-mean-square deviation (RMSD) between the ring in question and similar rings identified by Mogul is calculated over all ring torsion angles. If the average RMSD is greater than 60 degrees and the minimal RMSD between the ring in question and any Mogul-identified rings is also greater than 60 degrees, then that ring is considered an outlier. The outliers are highlighted in purple. The color gray indicates Mogul did not find sufficient equivalents in the CSD to analyse the geometry.

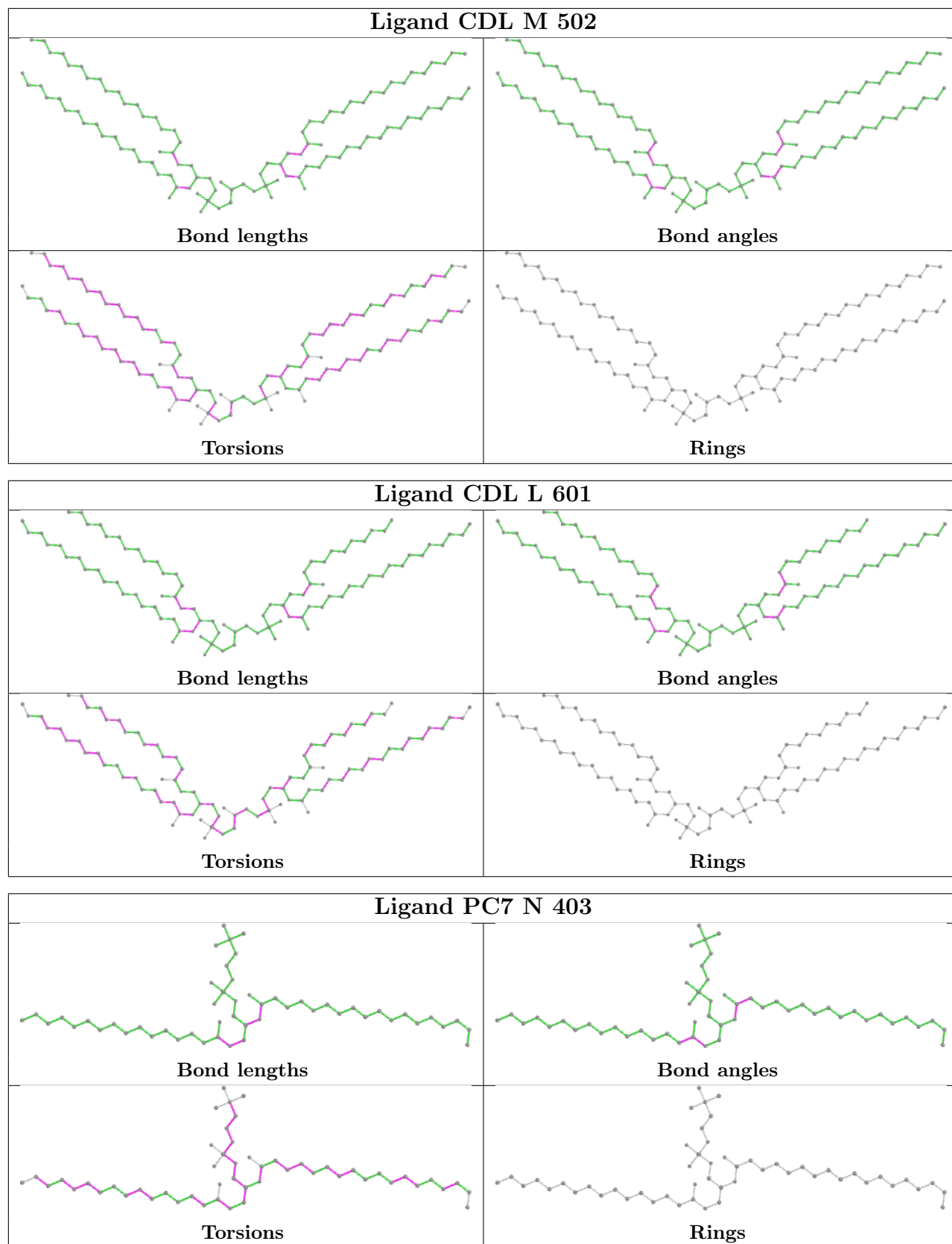


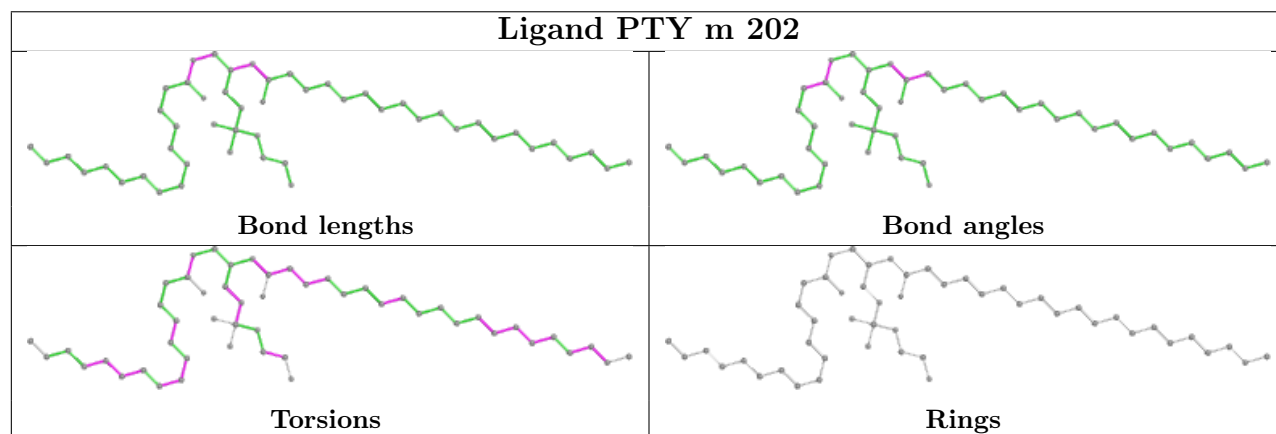
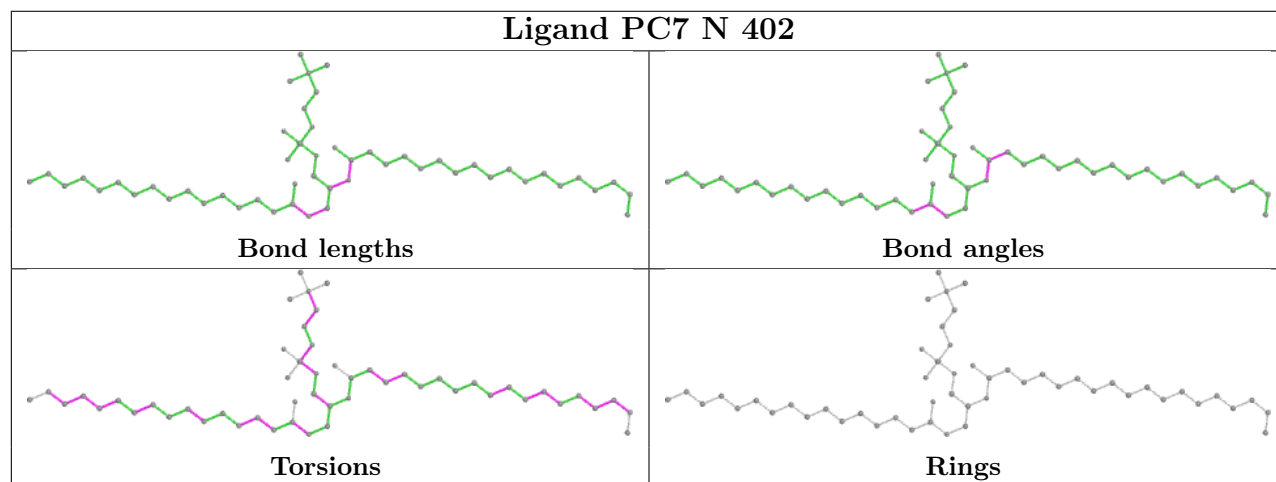
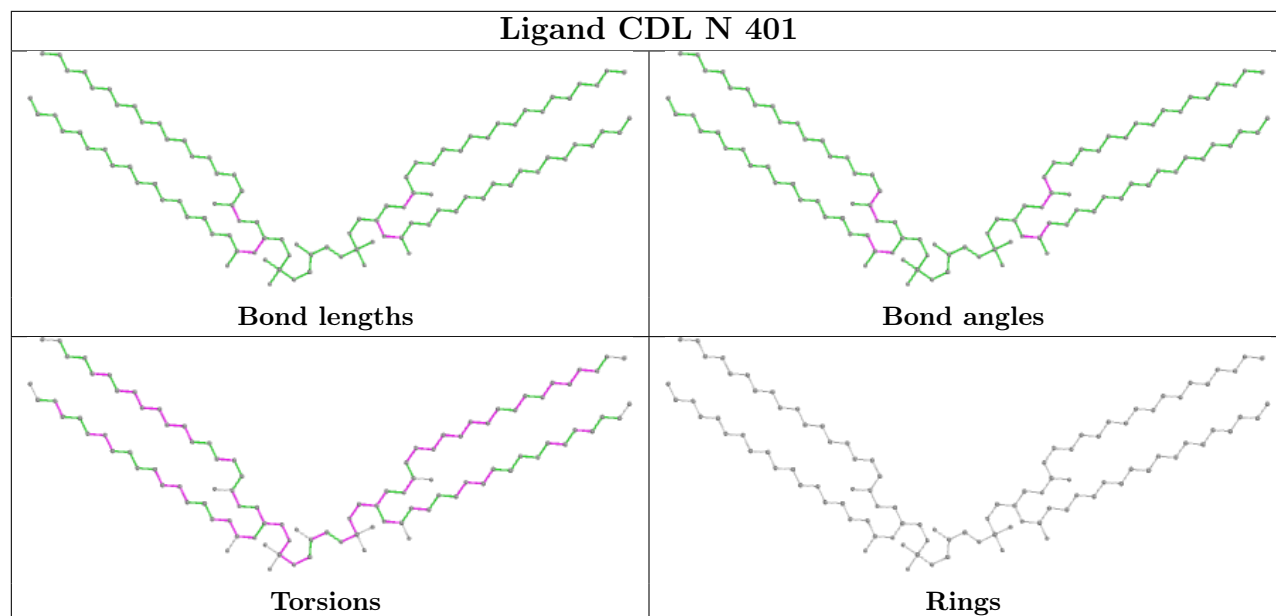


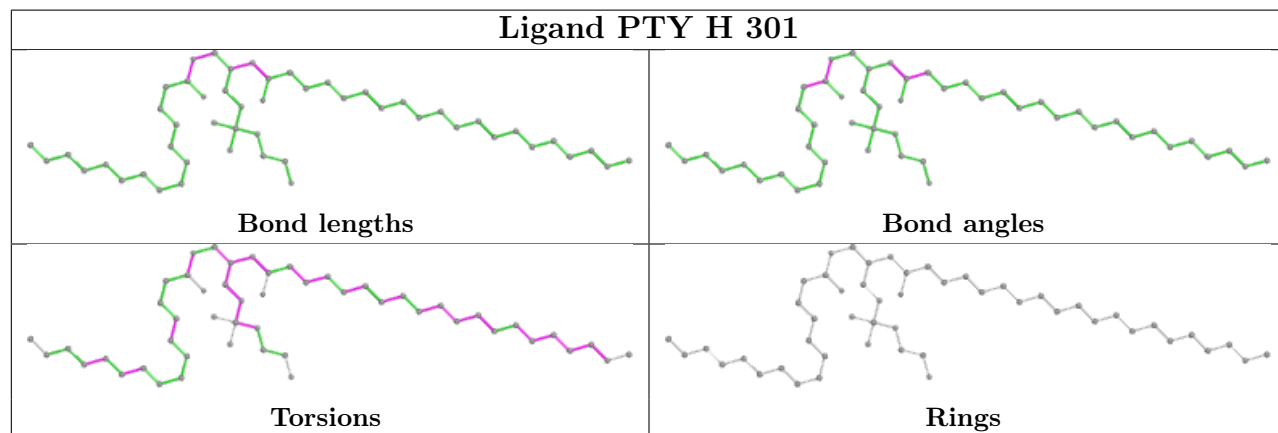
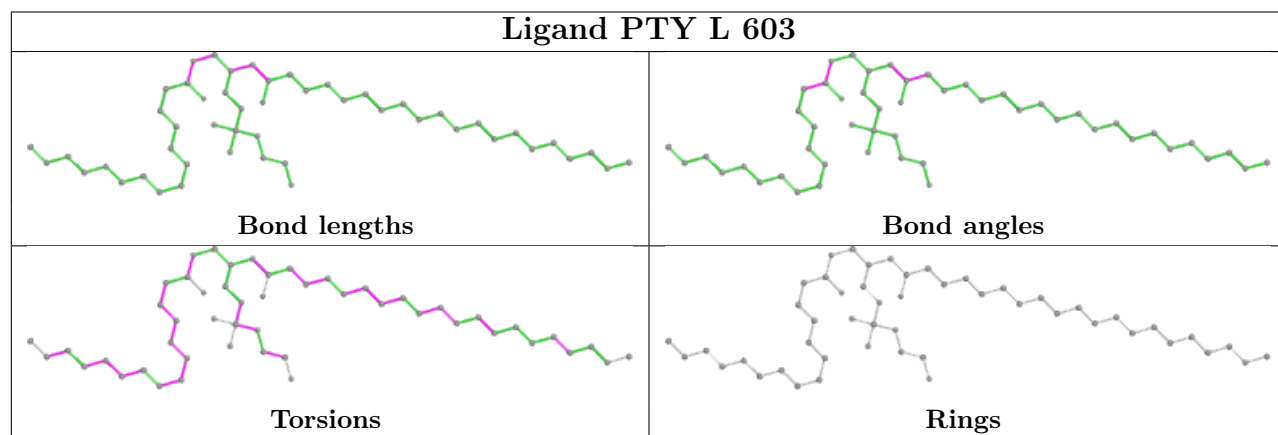
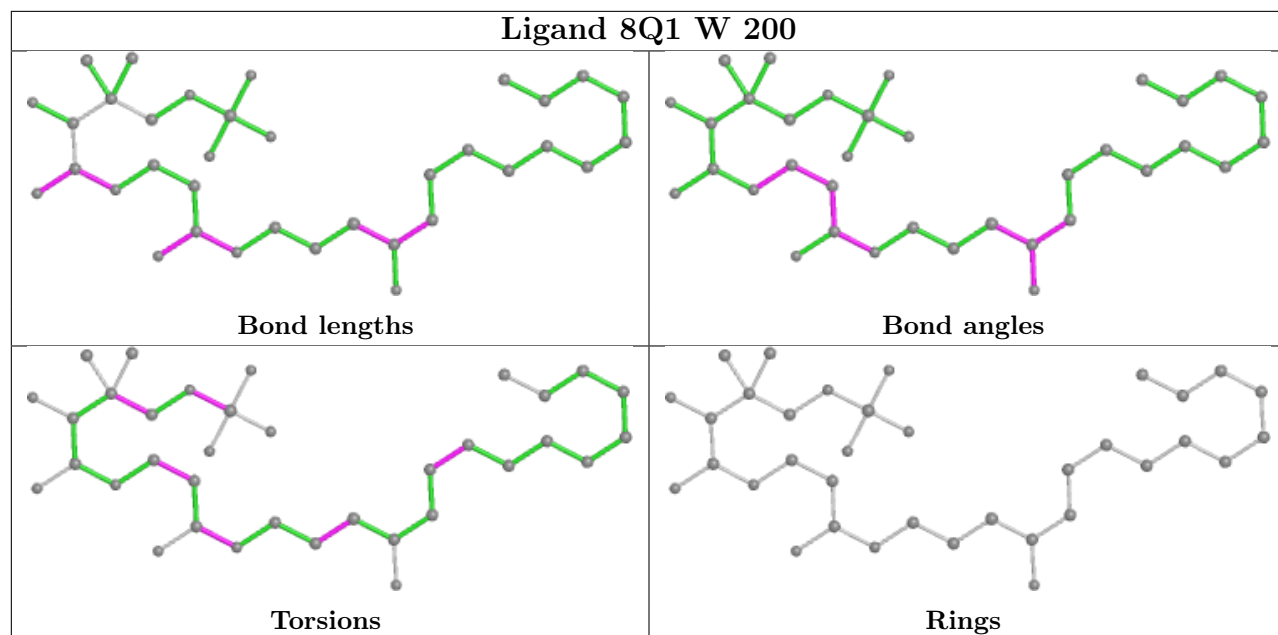


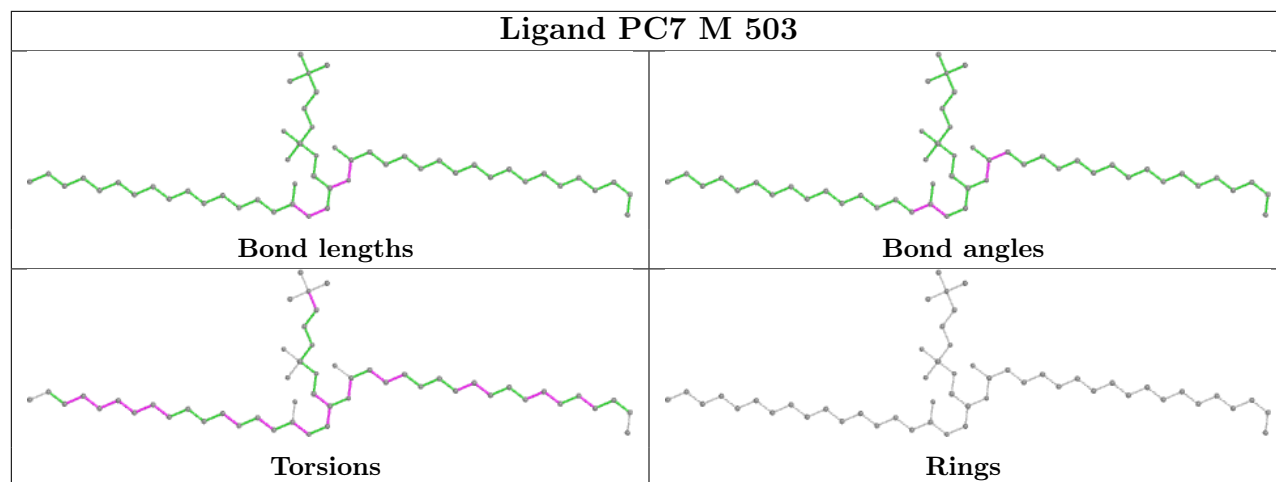












5.7 Other polymers [i](#)

There are no such residues in this entry.

5.8 Polymer linkage issues [i](#)

There are no chain breaks in this entry.


6 Map visualisation [i](#)

This section contains visualisations of the EMDB entry EMD-11880. These allow visual inspection of the internal detail of the map and identification of artifacts.

No raw map or half-maps were deposited for this entry and therefore no images, graphs, etc. pertaining to the raw map can be shown.

6.1 Orthogonal projections [i](#)


6.1.1 Primary map



The images above show the map projected in three orthogonal directions.

6.2 Central slices [i](#)


6.2.1 Primary map




The images above show central slices of the map in three orthogonal directions.

6.3 Largest variance slices [i](#)

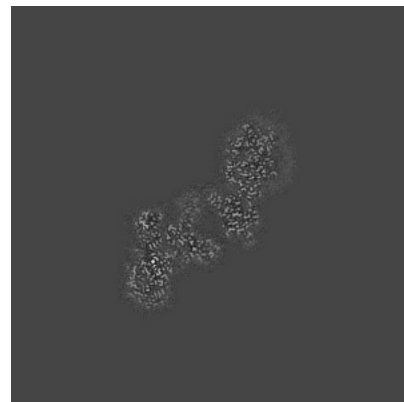
6.3.1 Primary map



X Index: 220



Y Index: 274




Z Index: 332

The images above show the largest variance slices of the map in three orthogonal directions.

6.4 Orthogonal surface views [i](#)

6.4.1 Primary map



X



Y



Z

The images above show the 3D surface view of the map at the recommended contour level 0.018. These images, in conjunction with the slice images, may facilitate assessment of whether an appropriate contour level has been provided.

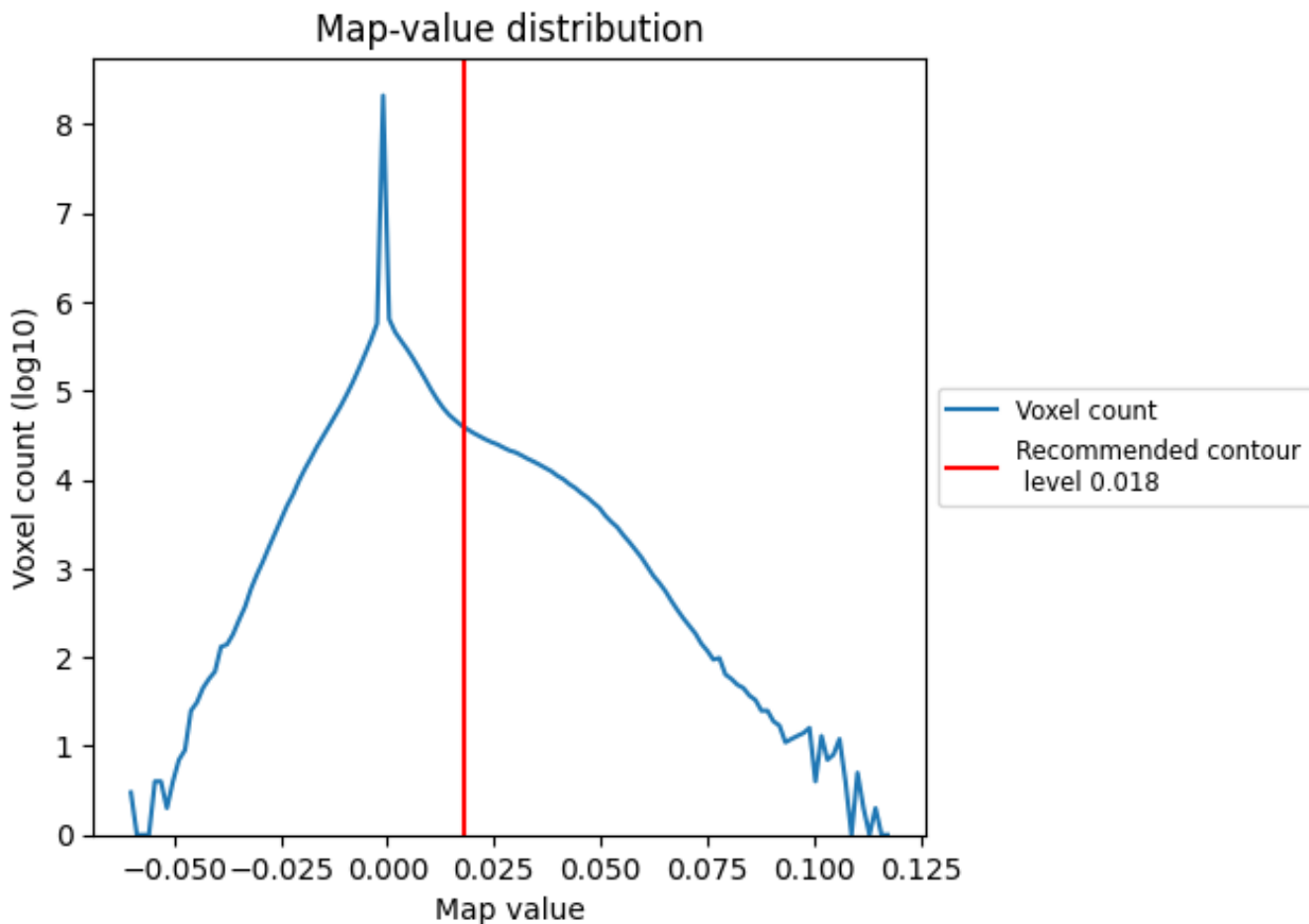
6.5 Mask visualisation

This section was not generated. No masks/segmentation were deposited.

7 Map analysis [i](#)

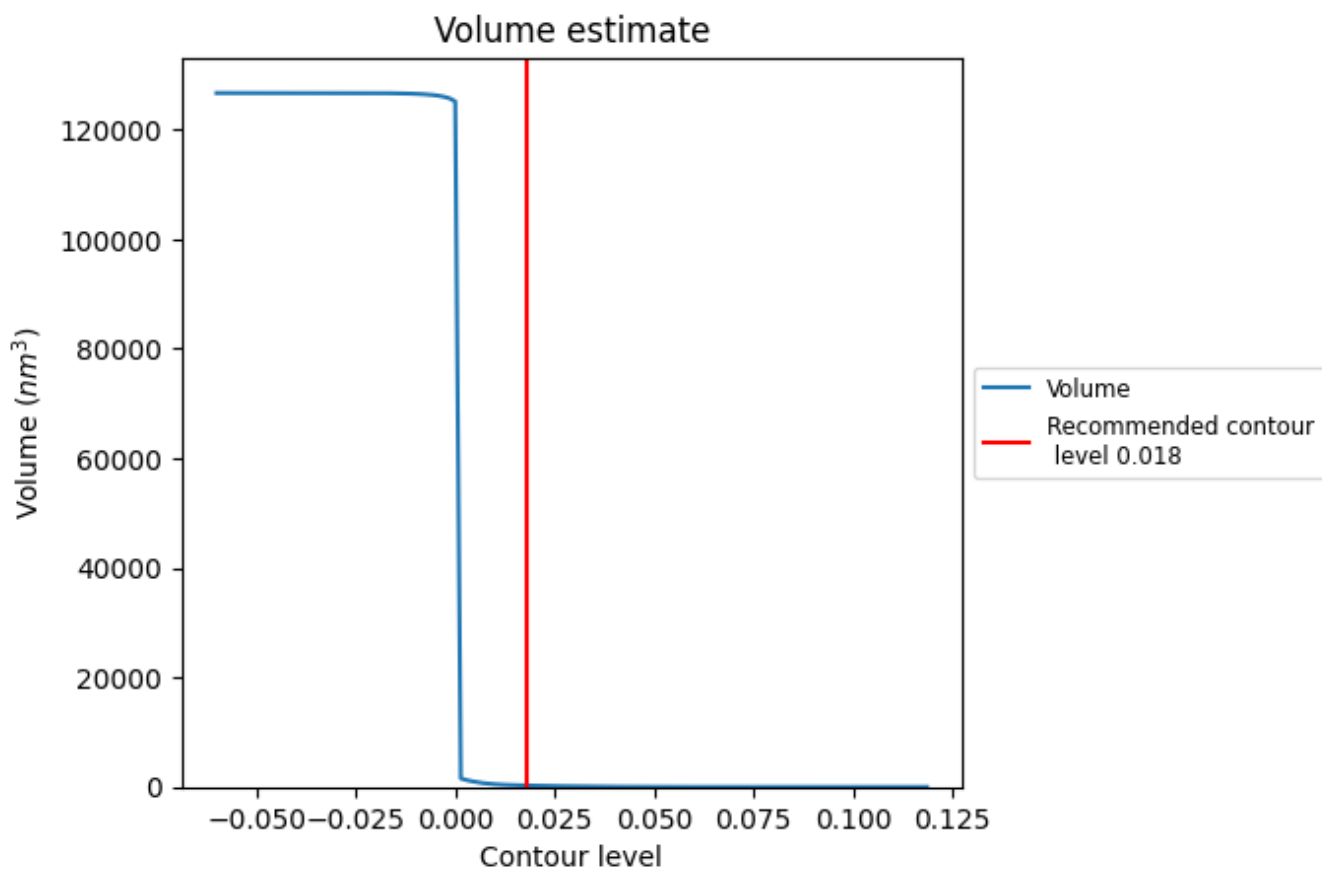
This section contains the results of statistical analysis of the map.

7.1 Map-value distribution [i](#)



The map-value distribution is plotted in 128 intervals along the x-axis. The y-axis is logarithmic. A spike in this graph at zero usually indicates that the volume has been masked.

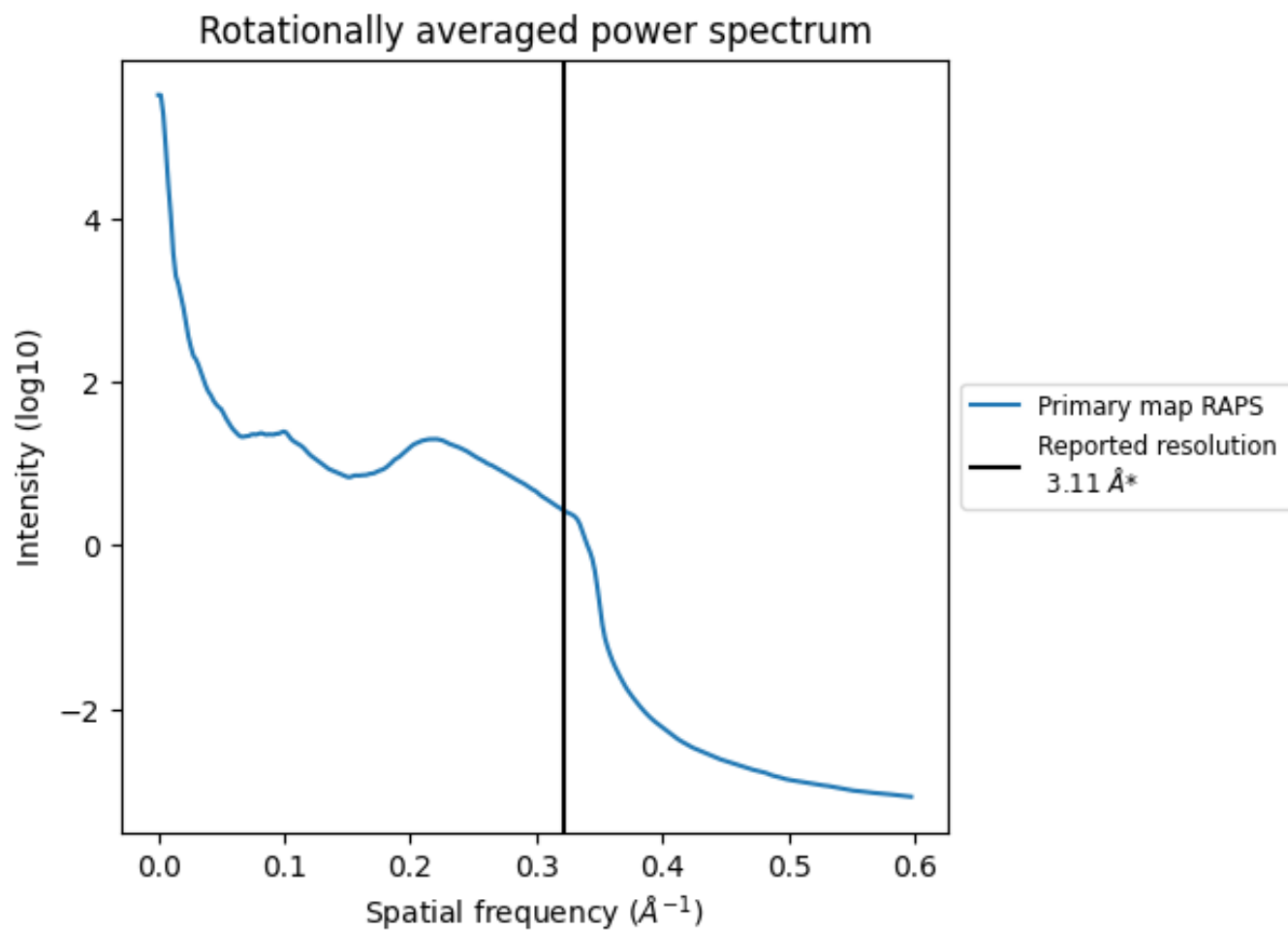
7.2 Volume estimate [i](#)



The volume at the recommended contour level is 261 nm^3 ; this corresponds to an approximate mass of 235 kDa.

The volume estimate graph shows how the enclosed volume varies with the contour level. The recommended contour level is shown as a vertical line and the intersection between the line and the curve gives the volume of the enclosed surface at the given level.

7.3 Rotationally averaged power spectrum [i](#)

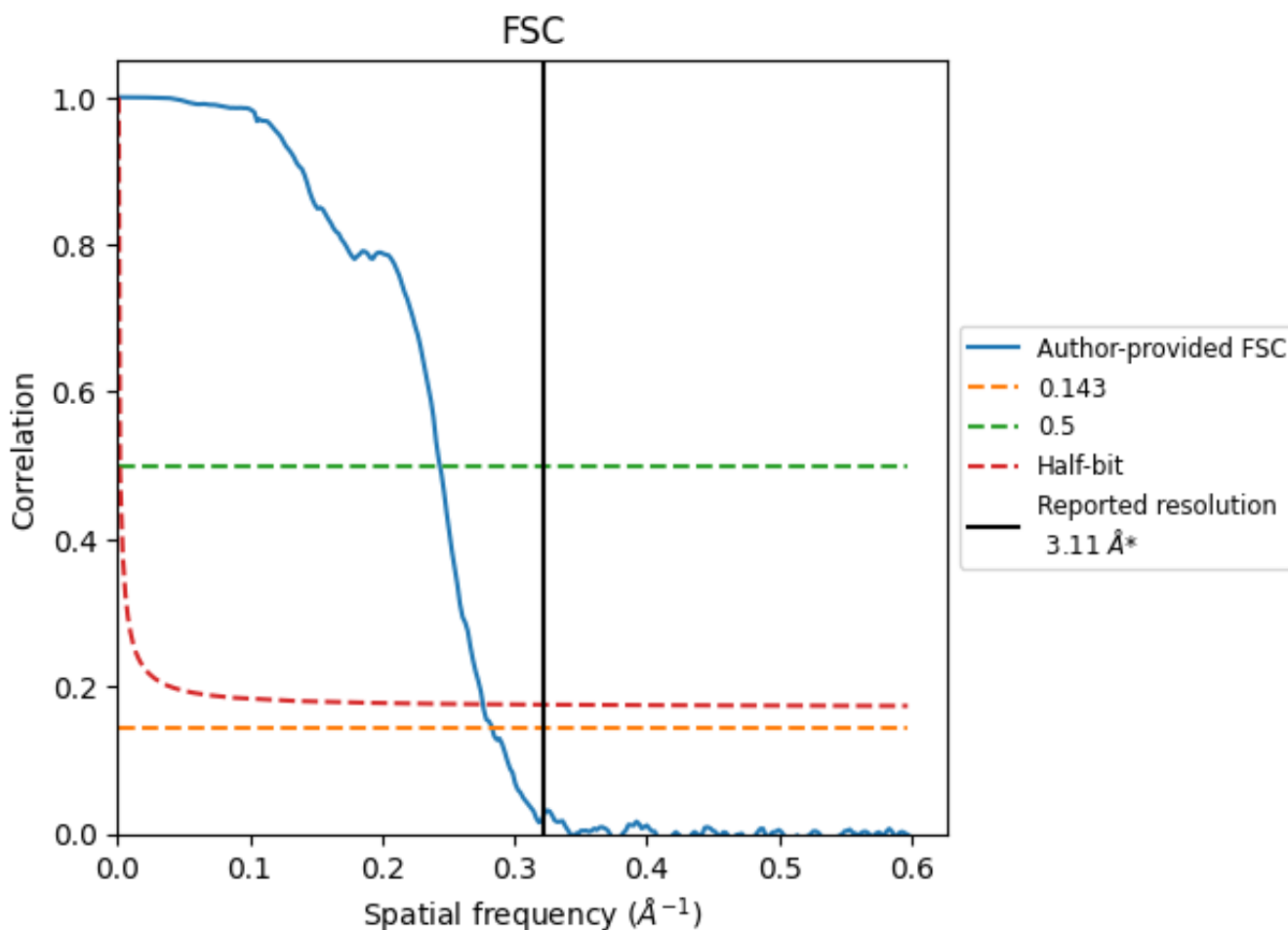


*Reported resolution corresponds to spatial frequency of 0.322\AA^{-1}

8 Fourier-Shell correlation [i](#)

Fourier-Shell Correlation (FSC) is the most commonly used method to estimate the resolution of single-particle and subtomogram-averaged maps. The shape of the curve depends on the imposed symmetry, mask and whether or not the two 3D reconstructions used were processed from a common reference. The reported resolution is shown as a black line. A curve is displayed for the half-bit criterion in addition to lines showing the 0.143 gold standard cut-off and 0.5 cut-off.

8.1 FSC [i](#)



*Reported resolution corresponds to spatial frequency of 0.322 Å⁻¹

8.2 Resolution estimates [i](#)


Resolution estimate (Å)	Estimation criterion (FSC cut-off)		
	0.143	0.5	Half-bit
Reported by author	3.11	-	-
Author-provided FSC curve	3.53	4.10	3.62
Unmasked-calculated*	-	-	-

*Resolution estimate based on FSC curve calculated by comparison of deposited half-maps. The value from author-provided FSC intersecting FSC 0.143 CUT-OFF 3.53 differs from the reported value 3.11 by more than 10 %

9 Map-model fit [i](#)

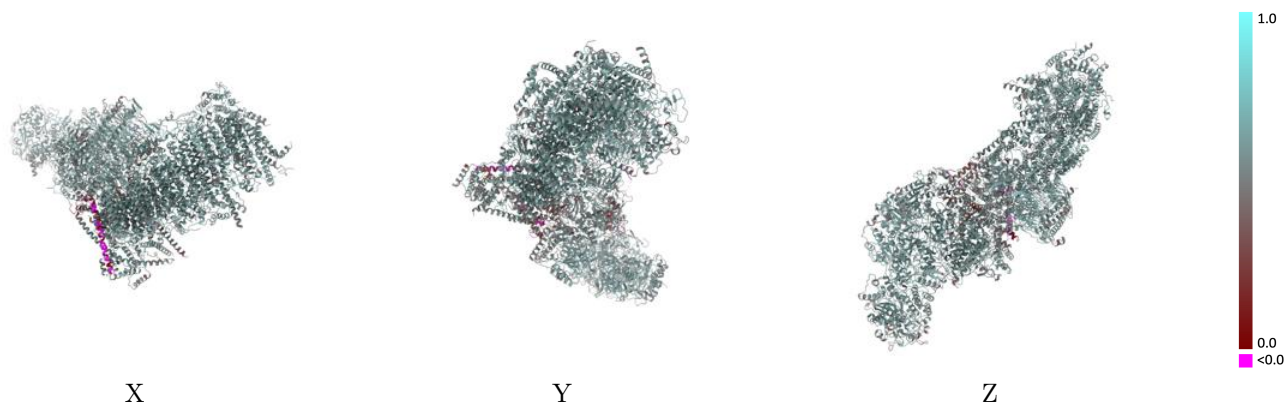
This section contains information regarding the fit between EMDB map EMD-11880 and PDB model 7ARD. Per-residue inclusion information can be found in section [3](#) on page [21](#).

9.1 Map-model overlay [i](#)



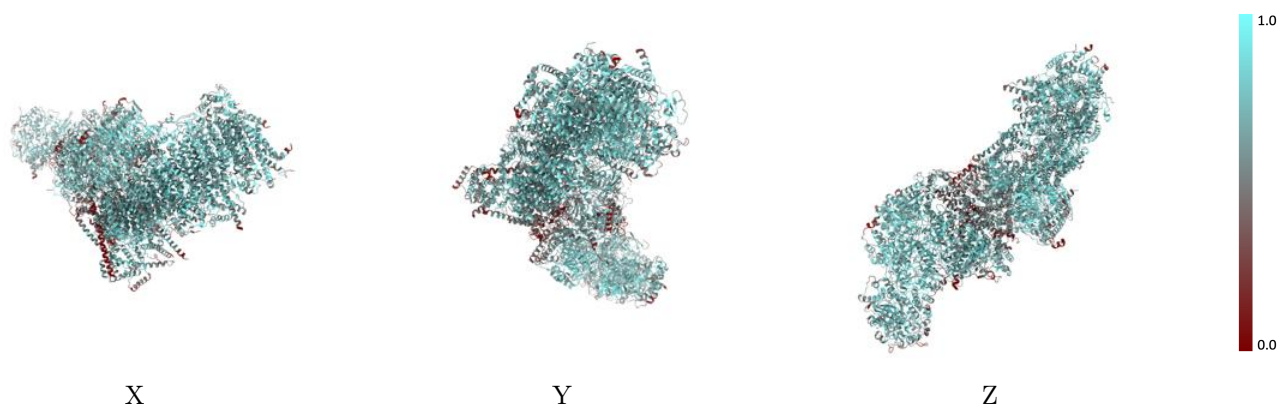
The images above show the 3D surface view of the map at the recommended contour level 0.018 at 50% transparency in yellow overlaid with a ribbon representation of the model coloured in blue. These images allow for the visual assessment of the quality of fit between the atomic model and the map.

9.2 Q-score mapped to coordinate model [i](#)



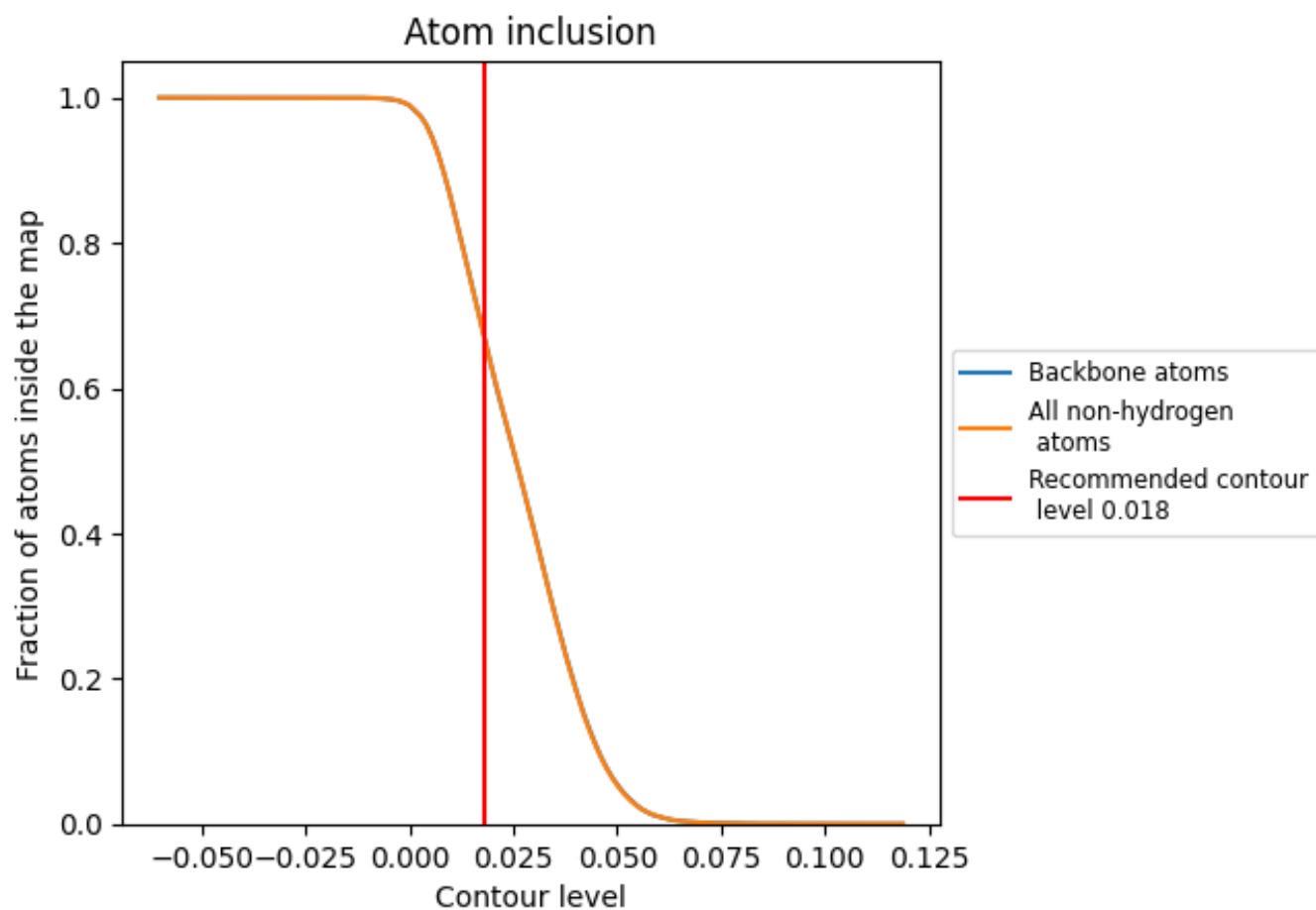
The images above show the model with each residue coloured according to its Q-score. This shows their resolvability in the map with higher Q-score values reflecting better resolvability. Please note: Q-score is calculating the resolvability of atoms, and thus high values are only expected at resolutions at which atoms can be resolved. Low Q-score values may therefore be expected for many entries.

9.3 Atom inclusion mapped to coordinate model [i](#)



The images above show the model with each residue coloured according to its atom inclusion. This shows to what extent they are inside the map at the recommended contour level (0.018).







































































9.4 Atom inclusion [i](#)



At the recommended contour level, 67% of all backbone atoms, 67% of all non-hydrogen atoms, are inside the map.

9.5 Map-model fit summary



































The table lists the average atom inclusion at the recommended contour level (0.018) and Q-score for the entire model and for each chain.

Chain	Atom inclusion	Q-score
All	 0.6700	 0.5570
A	 0.6111	 0.5460
B	 0.6760	 0.5440
C	 0.7839	 0.5960
D	 0.7371	 0.5650
E	 0.6402	 0.5430
F	 0.6982	 0.5580
G	 0.7561	 0.5830
H	 0.4367	 0.4690
I	 0.6195	 0.5250
J	 0.6679	 0.5570
K	 0.7219	 0.5660
L	 0.7252	 0.5890
M	 0.7541	 0.5950
N	 0.7043	 0.5850
O	 0.7449	 0.5800
P	 0.6747	 0.5490
Q	 0.7105	 0.5810
R	 0.5850	 0.5360
S	 0.6582	 0.5420
T	 0.5844	 0.5220
U	 0.2995	 0.3850
V	 0.5761	 0.5250
W	 0.5509	 0.5010
X	 0.6421	 0.5480
Y	 0.6492	 0.5520
Z	 0.5638	 0.4950
a	 0.6242	 0.5280
b	 0.1000	 -0.0330
c	 0.7424	 0.5800
d	 0.6361	 0.5610
e	 0.6649	 0.5560
f	 0.6946	 0.5720
g	 0.6999	 0.5670
h	 0.6602	 0.5560



Continued on next page...

Continued from previous page...

Chain	Atom inclusion	Q-score
i	 0.6382	 0.5370
j	 0.6943	 0.5450
k	 0.6667	 0.5500
l	 0.7530	 0.5870
m	 0.7303	 0.5910
n	 0.6970	 0.5550
o	 0.7181	 0.5670
p	 0.7175	 0.5750
q	 0.7257	 0.5790
r	 0.3151	 0.5110
s	 0.6670	 0.5650
t	 0.6815	 0.5880
u	 0.5200	 0.3570
w	 0.6863	 0.5650
x	 0.7457	 0.5780
y	 0.6643	 0.5630
z	 0.6905	 0.5650