



# Full wwPDB X-ray Structure Validation Report ⓘ

Oct 9, 2023 – 06:08 PM EDT

PDB ID : 6B4V  
Title : Antibiotic blasticidin S and E. coli release factor 1 bound to the 70S ribosome  
Authors : Svidritskiy, E.; Korostelev, A.A.  
Deposited on : 2017-09-27  
Resolution : 3.40 Å(reported)

This is a Full wwPDB X-ray Structure Validation Report for a publicly released PDB entry.

We welcome your comments at [validation@mail.wwpdb.org](mailto:validation@mail.wwpdb.org)

A user guide is available at

<https://www.wwpdb.org/validation/2017/XrayValidationReportHelp>

with specific help available everywhere you see the ⓘ symbol.

The types of validation reports are described at

<http://www.wwpdb.org/validation/2017/FAQs#types>.

---

The following versions of software and data (see [references ⓘ](#)) were used in the production of this report:

MolProbity : 4.02b-467  
Mogul : 1.8.5 (274361), CSD as541be (2020)  
Xtriage (Phenix) : 1.13  
EDS : 2.35.1  
buster-report : 1.1.7 (2018)  
Percentile statistics : 20191225.v01 (using entries in the PDB archive December 25th 2019)  
Refmac : 5.8.0158  
CCP4 : 7.0.044 (Gargrove)  
Ideal geometry (proteins) : Engh & Huber (2001)  
Ideal geometry (DNA, RNA) : Parkinson et al. (1996)  
Validation Pipeline (wwPDB-VP) : 2.35.1

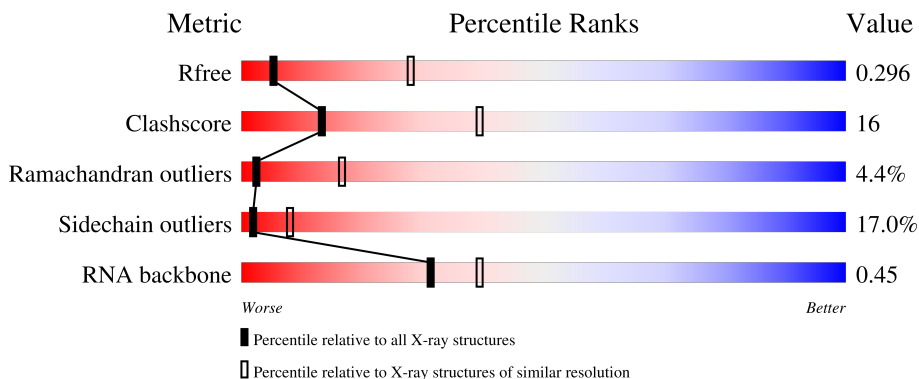
# 1 Overall quality at a glance

The following experimental techniques were used to determine the structure:

*X-RAY DIFFRACTION*

The reported resolution of this entry is 3.40 Å.

Percentile scores (ranging between 0-100) for global validation metrics of the entry are shown in the following graphic. The table shows the number of entries on which the scores are based.



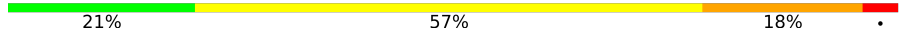
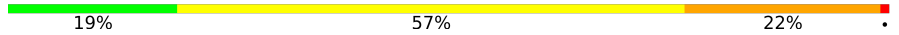
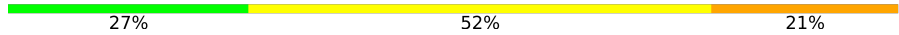
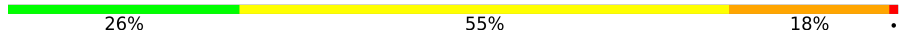






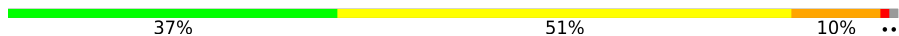
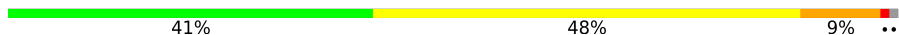
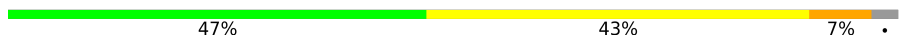












Metric	Whole archive (#Entries)	Similar resolution (#Entries, resolution range(Å))
$R_{free}$	130704	1026 (3.48-3.32)
Clashscore	141614	1055 (3.48-3.32)
Ramachandran outliers	138981	1038 (3.48-3.32)
Sidechain outliers	138945	1038 (3.48-3.32)
RNA backbone	3102	1006 (3.84-2.96)

The table below summarises the geometric issues observed across the polymeric chains and their fit to the electron density. The red, orange, yellow and green segments of the lower bar indicate the fraction of residues that contain outliers for  $\geq 3$ , 2, 1 and 0 types of geometric quality criteria respectively. A grey segment represents the fraction of residues that are not modelled. The numeric value for each fraction is indicated below the corresponding segment, with a dot representing fractions  $\leq 5\%$

Mol	Chain	Length	Quality of chain
1	A	1507	
1	EB	1507	
2	B	2880	
2	FB	2880	
3	C	120	
3	GB	120	

*Continued on next page...*

Continued from previous page...

Mol	Chain	Length	Quality of chain
4	D	77	
4	HB	77	
4	IA	77	
4	MC	77	
5	E	275	
5	IB	275	
6	F	206	
6	JB	206	
7	G	205	
7	KB	205	
8	H	182	
8	LB	182	
9	I	180	
9	MB	180	
10	J	148	
10	NB	148	
11	K	140	
11	OB	140	
12	L	122	
12	PB	122	
13	M	150	
13	QB	150	
14	N	141	
14	RB	141	
15	O	118	

Continued on next page...

Continued from previous page...

Mol	Chain	Length	Quality of chain			
15	SB	118	50%	42%	8%	
16	P	112	55%	32%	10%	..
16	TB	112	55%	33%	8%	..
17	Q	146	50%	39%	5%	6%
17	UB	146	53%	34%	7%	6%
18	R	118	62%	31%	6%	.
18	VB	118	58%	36%	6%	.
19	S	101	53%	41%	6%	
19	WB	101	54%	39%	7%	
20	T	113	53%	42%		..
20	XB	113	52%	44%		..
21	U	96	59%	31%	7%	..
21	YB	96	64%	27%	7%	..
22	V	110	49%	38%	10%	.
22	ZB	110	48%	41%	8%	.
23	AC	206	49%	36%	7%	8%
23	W	206	47%	35%	9%	8%
24	BC	85	44%	48%	7%	.
24	X	85	41%	51%	6%	..
25	CC	98	40%	47%	12%	.
25	Y	98	41%	41%	17%	.
26	DC	72	43%	43%	11%	.
26	Z	72	42%	42%	14%	.
27	AA	60	45%	43%	12%	
27	EC	60	55%	33%	12%	

Continued on next page...

Continued from previous page...

Mol	Chain	Length	Quality of chain
28	BA	71	48% 38% 10% . .
28	FC	71	56% 32% 7% . .
29	CA	60	50% 45% . .
29	GC	60	47% 47% 5% .
30	DA	54	39% 48% 11% .
30	HC	54	39% 48% 11% .
31	EA	49	55% 35% 8% .
31	IC	49	55% 35% 8% .
32	FA	65	48% 45% 6% .
32	JC	65	48% 43% 8% .
33	GA	37	54% 41% 5%
33	KC	37	49% 46% 5%
34	HA	23	9% 22% 17% 52%
34	LC	23	22% 13% 13% 52%
35	JA	368	32% 33% 5% 30%
35	NC	368	35% 30% 5% 30%
36	KA	256	39% 40% 12% 9%
36	OC	256	38% 41% 12% 9%
37	LA	239	40% 38% 8% 14%
37	PC	239	40% 38% 8% 14%
38	MA	209	43% 45% 11%
38	QC	209	40% 46% 13%
39	NA	162	51% 36% 6% 7%
39	RC	162	52% 35% 6% 7%
40	OA	101	48% 42% 11%

Continued on next page...

Continued from previous page...

Mol	Chain	Length	Quality of chain			
40	SC	101	51%	39%	10%	
41	PA	156	44%	38%	17%	..
41	TC	156	41%	42%	15%	..
42	QA	138	43%	46%	10%	
42	UC	138	45%	46%	9%	
43	RA	128	44%	49%	5%	..
43	VC	128	43%	50%	5%	..
44	SA	105	47%	40%	6%	7%
44	WC	105	46%	41%	7%	7%
45	TA	129	40%	43%	7%	10%
45	XC	129	39%	43%	7%	10%
46	UA	132	51%	33%	8%	8%
46	YC	132	43%	40%	8%	8%
47	VA	126	35%	44%	11%	7%
47	ZC	126	34%	44%	13%	7%
48	AD	61	46%	46%	7%	.
48	WA	61	43%	46%	10%	.
49	BD	89	58%	39%		..
49	XA	89	52%	45%		..
50	CD	88	44%	45%	5%	6%
50	YA	88	36%	52%	6%	6%
51	DD	105	42%	39%	13%	6%
51	ZA	105	39%	40%	15%	6%
52	AB	88	33%	39%	8%	20%
52	ED	88	32%	40%	8%	20%

Continued on next page...

*Continued from previous page...*

Mol	Chain	Length	Quality of chain
53	BB	93	
53	FD	93	
54	CB	106	
54	GD	106	
55	DB	27	
55	HD	27	

## 2 Entry composition [i](#)

There are 58 unique types of molecules in this entry. The entry contains 299841 atoms, of which 0 are hydrogens and 0 are deuteriums.

In the tables below, the ZeroOcc column contains the number of atoms modelled with zero occupancy, the AltConf column contains the number of residues with at least one atom in alternate conformation and the Trace column contains the number of residues modelled with at most 2 atoms.

- Molecule 1 is a RNA chain called 16S ribosomal RNA.

Mol	Chain	Residues	Atoms					ZeroOcc	AltConf	Trace
			Total	C	N	O	P			
1	A	1507	Total	C	N	O	P	0	0	0
			32394	14424	5998	10465	1507			
1	EB	1507	Total	C	N	O	P	0	0	0
			32394	14424	5998	10465	1507			

- Molecule 2 is a RNA chain called 23S ribosomal RNA.

Mol	Chain	Residues	Atoms					ZeroOcc	AltConf	Trace
			Total	C	N	O	P			
2	B	2880	Total	C	N	O	P	0	0	0
			62031	27612	11589	19950	2880			
2	FB	2880	Total	C	N	O	P	0	0	0
			62031	27612	11589	19950	2880			

There are 2 discrepancies between the modelled and reference sequences:

Chain	Residue	Modelled	Actual	Comment	Reference
B	154A	C	UNK	conflict	GB 46197919
FB	154A	C	UNK	conflict	GB 46197919

- Molecule 3 is a RNA chain called 5S ribosomal RNA.

Mol	Chain	Residues	Atoms					ZeroOcc	AltConf	Trace
			Total	C	N	O	P			
3	C	120	Total	C	N	O	P	0	0	0
			2576	1146	476	834	120			
3	GB	120	Total	C	N	O	P	0	0	0
			2576	1146	476	834	120			

- Molecule 4 is a RNA chain called tRNA.

Mol	Chain	Residues	Atoms						ZeroOcc	AltConf	Trace
			Total	C	N	O	P	S			
4	D	77	Total	C	N	O	P	S	0	0	0
			1642	734	297	534	76	1			

*Continued on next page...*



*Continued from previous page...*

Mol	Chain	Residues	Atoms					ZeroOcc	AltConf	Trace	
4	IA	77	Total	C	N	O	P	S	0	0	0
			1642	734	297	534	76	1			
4	HB	77	Total	C	N	O	P	S	0	0	0
			1642	734	297	534	76	1			
4	MC	77	Total	C	N	O	P	S	0	0	0
			1642	734	297	534	76	1			

- Molecule 5 is a protein called 50S ribosomal protein L2.

Mol	Chain	Residues	Atoms					ZeroOcc	AltConf	Trace
5	E	275	Total	C	N	O	S	0	0	0
			2145	1353	428	361	3			
5	IB	275	Total	C	N	O	S	0	0	0
			2145	1353	428	361	3			

- Molecule 6 is a protein called 50S ribosomal protein L3.

Mol	Chain	Residues	Atoms					ZeroOcc	AltConf	Trace
6	F	204	Total	C	N	O	S	0	0	0
			1563	988	299	270	6			
6	JB	204	Total	C	N	O	S	0	0	0
			1563	988	299	270	6			

- Molecule 7 is a protein called 50S ribosomal protein L4.

Mol	Chain	Residues	Atoms					ZeroOcc	AltConf	Trace
7	G	202	Total	C	N	O	S	0	0	0
			1586	1011	297	275	3			
7	KB	202	Total	C	N	O	S	0	0	0
			1586	1011	297	275	3			

- Molecule 8 is a protein called 50S ribosomal protein L5.

Mol	Chain	Residues	Atoms					ZeroOcc	AltConf	Trace
8	H	181	Total	C	N	O	S	0	0	0
			1471	940	267	260	4			
8	LB	181	Total	C	N	O	S	0	0	0
			1471	940	267	260	4			

- Molecule 9 is a protein called 50S ribosomal protein L6.

Mol	Chain	Residues	Atoms					ZeroOcc	AltConf	Trace
9	I	174	Total	C	N	O	S	0	0	0
			1330	845	248	236	1			
9	MB	174	Total	C	N	O	S	0	0	0
			1330	845	248	236	1			

- Molecule 10 is a protein called 50S ribosomal protein L9.

Mol	Chain	Residues	Atoms					ZeroOcc	AltConf	Trace
10	J	146	Total	C	N	O	S	0	0	0
			1137	727	201	208	1			
10	NB	146	Total	C	N	O	S	0	0	0
			1137	727	201	208	1			

- Molecule 11 is a protein called 50S ribosomal protein L13.

Mol	Chain	Residues	Atoms					ZeroOcc	AltConf	Trace
11	K	140	Total	C	N	O	S	0	0	0
			1121	722	208	187	4			
11	OB	140	Total	C	N	O	S	0	0	0
			1121	722	208	187	4			

- Molecule 12 is a protein called 50S ribosomal protein L14.

Mol	Chain	Residues	Atoms					ZeroOcc	AltConf	Trace
12	L	122	Total	C	N	O	S	0	0	0
			932	587	171	170	4			
12	PB	122	Total	C	N	O	S	0	0	0
			932	587	171	170	4			

- Molecule 13 is a protein called 50S ribosomal protein L15.

Mol	Chain	Residues	Atoms					ZeroOcc	AltConf	Trace
13	M	150	Total	C	N	O	S	0	0	0
			1145	712	232	198	3			
13	QB	150	Total	C	N	O	S	0	0	0
			1145	712	232	198	3			

- Molecule 14 is a protein called 50S ribosomal protein L16.

Mol	Chain	Residues	Atoms					ZeroOcc	AltConf	Trace
14	N	141	Total	C	N	O	S	0	0	0
			1121	715	212	187	7			

*Continued on next page...*

*Continued from previous page...*

Mol	Chain	Residues	Atoms					ZeroOcc	AltConf	Trace
14	RB	141	Total	C	N	O	S	0	0	0
			1121	715	212	187	7			

- Molecule 15 is a protein called 50S ribosomal protein L17.

Mol	Chain	Residues	Atoms					ZeroOcc	AltConf	Trace
15	O	118	Total	C	N	O	S	0	0	0
			968	604	203	160	1			
15	SB	118	Total	C	N	O	S	0	0	0
			968	604	203	160	1			

- Molecule 16 is a protein called 50S ribosomal protein L18.

Mol	Chain	Residues	Atoms				ZeroOcc	AltConf	Trace
16	P	110	Total	C	N	O	0	0	0
			877	553	175	149			
16	TB	110	Total	C	N	O	0	0	0
			877	553	175	149			

- Molecule 17 is a protein called 50S ribosomal protein L19.

Mol	Chain	Residues	Atoms					ZeroOcc	AltConf	Trace
17	Q	137	Total	C	N	O	S	0	0	0
			1143	713	234	195	1			
17	UB	137	Total	C	N	O	S	0	0	0
			1143	713	234	195	1			

- Molecule 18 is a protein called 50S ribosomal protein L20.

Mol	Chain	Residues	Atoms					ZeroOcc	AltConf	Trace
18	R	117	Total	C	N	O	S	0	0	0
			964	610	202	151	1			
18	VB	117	Total	C	N	O	S	0	0	0
			964	610	202	151	1			

- Molecule 19 is a protein called 50S ribosomal protein L21.

Mol	Chain	Residues	Atoms					ZeroOcc	AltConf	Trace
19	S	101	Total	C	N	O	S	0	0	0
			779	501	142	135	1			
19	WB	101	Total	C	N	O	S	0	0	0
			779	501	142	135	1			

- Molecule 20 is a protein called 50S ribosomal protein L22.

Mol	Chain	Residues	Atoms					ZeroOcc	AltConf	Trace
			Total	C	N	O	S			
20	T	112	Total 890	C 560	N 175	O 153	S 2	0	0	0
20	XB	112	Total 890	C 560	N 175	O 153	S 2	0	0	0

- Molecule 21 is a protein called 50S ribosomal protein L23.

Mol	Chain	Residues	Atoms					ZeroOcc	AltConf	Trace
			Total	C	N	O	S			
21	U	95	Total 750	C 488	N 135	O 126	S 1	0	0	0
21	YB	95	Total 750	C 488	N 135	O 126	S 1	0	0	0

- Molecule 22 is a protein called 50S ribosomal protein L24.

Mol	Chain	Residues	Atoms					ZeroOcc	AltConf	Trace
			Total	C	N	O	S			
22	V	107	Total 814	C 523	N 154	O 131	S 6	0	0	0
22	ZB	107	Total 814	C 523	N 154	O 131	S 6	0	0	0

- Molecule 23 is a protein called 50S ribosomal protein L25.

Mol	Chain	Residues	Atoms					ZeroOcc	AltConf	Trace
			Total	C	N	O	S			
23	W	189	Total 1495	C 953	N 266	O 273	S 3	0	0	0
23	AC	189	Total 1495	C 953	N 266	O 273	S 3	0	0	0

- Molecule 24 is a protein called 50S ribosomal protein L27.

Mol	Chain	Residues	Atoms					ZeroOcc	AltConf	Trace
			Total	C	N	O	S			
24	X	84	Total 662	C 410	N 140	O 111	S 1	0	0	0
24	BC	84	Total 662	C 410	N 140	O 111	S 1	0	0	0

There are 2 discrepancies between the modelled and reference sequences:

Chain	Residue	Modelled	Actual	Comment	Reference
X	11	ARG	LYS	conflict	UNP Q72HR3

*Continued on next page...*

*Continued from previous page...*

Chain	Residue	Modelled	Actual	Comment	Reference
BC	11	ARG	LYS	conflict	UNP Q72HR3

- Molecule 25 is a protein called 50S ribosomal protein L28.

Mol	Chain	Residues	Atoms					ZeroOcc	AltConf	Trace
25	Y	97	Total	C	N	O	S	0	0	0
			761	478	151	131	1			
25	CC	97	Total	C	N	O	S	0	0	0
			761	478	151	131	1			

- Molecule 26 is a protein called 50S ribosomal protein L29.

Mol	Chain	Residues	Atoms					ZeroOcc	AltConf	Trace
26	Z	70	Total	C	N	O	S	0	0	0
			592	368	119	103	2			
26	DC	70	Total	C	N	O	S	0	0	0
			592	368	119	103	2			

- Molecule 27 is a protein called 50S ribosomal protein L30.

Mol	Chain	Residues	Atoms					ZeroOcc	AltConf	Trace
27	AA	60	Total	C	N	O	S	0	0	0
			477	303	91	82	1			
27	EC	60	Total	C	N	O	S	0	0	0
			477	303	91	82	1			

- Molecule 28 is a protein called 50S ribosomal protein L31.

Mol	Chain	Residues	Atoms					ZeroOcc	AltConf	Trace
28	BA	69	Total	C	N	O	S	0	0	0
			552	349	99	99	5			
28	FC	69	Total	C	N	O	S	0	0	0
			552	349	99	99	5			

- Molecule 29 is a protein called 50S ribosomal protein L32.

Mol	Chain	Residues	Atoms					ZeroOcc	AltConf	Trace
29	CA	59	Total	C	N	O	S	0	0	0
			460	290	90	75	5			
29	GC	59	Total	C	N	O	S	0	0	0
			460	290	90	75	5			

- Molecule 30 is a protein called 50S ribosomal protein L33.

Mol	Chain	Residues	Atoms					ZeroOcc	AltConf	Trace
30	DA	53	Total	C	N	O	S	0	0	0
			453	281	91	77	4			
30	HC	53	Total	C	N	O	S	0	0	0
			453	281	91	77	4			

- Molecule 31 is a protein called 50S ribosomal protein L34.

Mol	Chain	Residues	Atoms					ZeroOcc	AltConf	Trace
31	EA	48	Total	C	N	O	S	0	0	0
			418	257	104	55	2			
31	IC	48	Total	C	N	O	S	0	0	0
			418	257	104	55	2			

- Molecule 32 is a protein called 50S ribosomal protein L35.

Mol	Chain	Residues	Atoms					ZeroOcc	AltConf	Trace
32	FA	64	Total	C	N	O	S	0	0	0
			517	331	102	82	2			
32	JC	64	Total	C	N	O	S	0	0	0
			517	331	102	82	2			

- Molecule 33 is a protein called 50S ribosomal protein L36.

Mol	Chain	Residues	Atoms					ZeroOcc	AltConf	Trace
33	GA	37	Total	C	N	O	S	0	0	0
			307	188	68	47	4			
33	KC	37	Total	C	N	O	S	0	0	0
			307	188	68	47	4			

- Molecule 34 is a RNA chain called mRNA.

Mol	Chain	Residues	Atoms					ZeroOcc	AltConf	Trace
34	HA	11	Total	C	N	O	P	0	0	0
			220	98	44	67	11			
34	LC	11	Total	C	N	O	P	0	0	0
			220	98	44	67	11			

- Molecule 35 is a protein called Peptide chain release factor 1.

Mol	Chain	Residues	Atoms					ZeroOcc	AltConf	Trace
			Total	C	N	O	S			
35	JA	258	2005	1227	380	390	8	0	0	0
35	NC	258	2005	1227	380	390	8	0	0	0

There are 16 discrepancies between the modelled and reference sequences:

Chain	Residue	Modelled	Actual	Comment	Reference
JA	361	LEU	-	expression tag	UNP A7ZKY5
JA	362	GLU	-	expression tag	UNP A7ZKY5
JA	363	HIS	-	expression tag	UNP A7ZKY5
JA	364	HIS	-	expression tag	UNP A7ZKY5
JA	365	HIS	-	expression tag	UNP A7ZKY5
JA	366	HIS	-	expression tag	UNP A7ZKY5
JA	367	HIS	-	expression tag	UNP A7ZKY5
JA	368	HIS	-	expression tag	UNP A7ZKY5
NC	361	LEU	-	expression tag	UNP A7ZKY5
NC	362	GLU	-	expression tag	UNP A7ZKY5
NC	363	HIS	-	expression tag	UNP A7ZKY5
NC	364	HIS	-	expression tag	UNP A7ZKY5
NC	365	HIS	-	expression tag	UNP A7ZKY5
NC	366	HIS	-	expression tag	UNP A7ZKY5
NC	367	HIS	-	expression tag	UNP A7ZKY5
NC	368	HIS	-	expression tag	UNP A7ZKY5

- Molecule 36 is a protein called 30S ribosomal protein S2.

Mol	Chain	Residues	Atoms					ZeroOcc	AltConf	Trace
			Total	C	N	O	S			
36	KA	234	1900	1213	341	341	5	0	0	0
36	OC	234	1900	1213	341	341	5	0	0	0

- Molecule 37 is a protein called 30S ribosomal protein S3.

Mol	Chain	Residues	Atoms					ZeroOcc	AltConf	Trace
			Total	C	N	O	S			
37	LA	206	1612	1016	314	281	1	0	0	0
37	PC	206	1612	1016	314	281	1	0	0	0

- Molecule 38 is a protein called 30S ribosomal protein S4.

Mol	Chain	Residues	Atoms					ZeroOcc	AltConf	Trace
38	MA	208	Total	C	N	O	S	0	0	0
			1703	1066	339	291	7			
38	QC	208	Total	C	N	O	S	0	0	0
			1703	1066	339	291	7			

- Molecule 39 is a protein called 30S ribosomal protein S5.

Mol	Chain	Residues	Atoms					ZeroOcc	AltConf	Trace
39	NA	151	Total	C	N	O	S	0	0	0
			1155	729	218	204	4			
39	RC	151	Total	C	N	O	S	0	0	0
			1155	729	218	204	4			

- Molecule 40 is a protein called 30S ribosomal protein S6.

Mol	Chain	Residues	Atoms					ZeroOcc	AltConf	Trace
40	OA	101	Total	C	N	O	S	0	0	0
			843	531	155	154	3			
40	SC	101	Total	C	N	O	S	0	0	0
			843	531	155	154	3			

- Molecule 41 is a protein called 30S ribosomal protein S7.

Mol	Chain	Residues	Atoms					ZeroOcc	AltConf	Trace
41	PA	155	Total	C	N	O	S	0	0	0
			1257	781	252	218	6			
41	TC	155	Total	C	N	O	S	0	0	0
			1257	781	252	218	6			

- Molecule 42 is a protein called 30S ribosomal protein S8.

Mol	Chain	Residues	Atoms					ZeroOcc	AltConf	Trace
42	QA	138	Total	C	N	O	S	0	0	0
			1116	705	215	193	3			
42	UC	138	Total	C	N	O	S	0	0	0
			1116	705	215	193	3			

- Molecule 43 is a protein called 30S ribosomal protein S9.

Mol	Chain	Residues	Atoms				ZeroOcc	AltConf	Trace
43	RA	127	Total	C	N	O	0	0	0
			1011	639	198	174			

*Continued on next page...*



*Continued from previous page...*

Mol	Chain	Residues	Atoms				ZeroOcc	AltConf	Trace
			Total	C	N	O			
43	VC	127	1011	639	198	174	0	0	0

- Molecule 44 is a protein called 30S ribosomal protein S10.

Mol	Chain	Residues	Atoms					ZeroOcc	AltConf	Trace
			Total	C	N	O	S			
44	SA	98	794	499	156	138	1	0	0	0
44	WC	98	794	499	156	138	1	0	0	0

- Molecule 45 is a protein called 30S ribosomal protein S11.

Mol	Chain	Residues	Atoms					ZeroOcc	AltConf	Trace
			Total	C	N	O	S			
45	TA	116	864	537	164	160	3	0	0	0
45	XC	116	864	537	164	160	3	0	0	0

- Molecule 46 is a protein called 30S ribosomal protein S12.

Mol	Chain	Residues	Atoms					ZeroOcc	AltConf	Trace
			Total	C	N	O	S			
46	UA	122	958	604	193	159	2	0	0	0
46	YC	122	958	604	193	159	2	0	0	0

- Molecule 47 is a protein called 30S ribosomal protein S13.

Mol	Chain	Residues	Atoms					ZeroOcc	AltConf	Trace
			Total	C	N	O	S			
47	VA	117	933	577	192	162	2	0	0	0
47	ZC	117	933	577	192	162	2	0	0	0

- Molecule 48 is a protein called 30S ribosomal protein S14 type Z.

Mol	Chain	Residues	Atoms					ZeroOcc	AltConf	Trace
			Total	C	N	O	S			
48	WA	60	492	312	104	72	4	0	0	0
48	AD	60	492	312	104	72	4	0	0	0

- Molecule 49 is a protein called 30S ribosomal protein S15.

Mol	Chain	Residues	Atoms					ZeroOcc	AltConf	Trace
49	XA	88	Total	C	N	O	S	0	0	0
			734	459	147	126	2			
49	BD	88	Total	C	N	O	S	0	0	0
			734	459	147	126	2			

- Molecule 50 is a protein called 30S ribosomal protein S16.

Mol	Chain	Residues	Atoms					ZeroOcc	AltConf	Trace
50	YA	83	Total	C	N	O	S	0	0	0
			700	443	139	117	1			
50	CD	83	Total	C	N	O	S	0	0	0
			700	443	139	117	1			

- Molecule 51 is a protein called 30S ribosomal protein S17.

Mol	Chain	Residues	Atoms					ZeroOcc	AltConf	Trace
51	ZA	99	Total	C	N	O	S	0	0	0
			823	528	152	141	2			
51	DD	99	Total	C	N	O	S	0	0	0
			823	528	152	141	2			

- Molecule 52 is a protein called 30S ribosomal protein S18.

Mol	Chain	Residues	Atoms				ZeroOcc	AltConf	Trace
52	AB	70	Total	C	N	O	0	0	0
			574	367	112	95			
52	ED	70	Total	C	N	O	0	0	0
			574	367	112	95			

- Molecule 53 is a protein called 30S ribosomal protein S19.

Mol	Chain	Residues	Atoms					ZeroOcc	AltConf	Trace
53	BB	83	Total	C	N	O	S	0	0	0
			665	424	124	115	2			
53	FD	83	Total	C	N	O	S	0	0	0
			665	424	124	115	2			

- Molecule 54 is a protein called 30S ribosomal protein S20.

Mol	Chain	Residues	Atoms					ZeroOcc	AltConf	Trace
54	CB	99	Total	C	N	O	S	0	0	0
			762	469	162	129	2			
54	GD	99	Total	C	N	O	S	0	0	0
			762	469	162	129	2			

- Molecule 55 is a protein called 30S ribosomal protein Thx.

Mol	Chain	Residues	Atoms				ZeroOcc	AltConf	Trace
55	DB	24	Total	C	N	O	0	0	0
			208	128	50	30			
55	HD	24	Total	C	N	O	0	0	0
			208	128	50	30			

- Molecule 56 is MAGNESIUM ION (three-letter code: MG) (formula: Mg).

Mol	Chain	Residues	Atoms		ZeroOcc	AltConf
56	A	214	Total	Mg	0	0
			214	214		
56	B	562	Total	Mg	0	0
			562	562		
56	C	21	Total	Mg	0	0
			21	21		
56	D	5	Total	Mg	0	0
			5	5		
56	E	1	Total	Mg	0	0
			1	1		
56	F	2	Total	Mg	0	0
			2	2		
56	G	2	Total	Mg	0	0
			2	2		
56	H	1	Total	Mg	0	0
			1	1		
56	I	3	Total	Mg	0	0
			3	3		
56	J	2	Total	Mg	0	0
			2	2		
56	K	4	Total	Mg	0	0
			4	4		
56	L	2	Total	Mg	0	0
			2	2		
56	M	5	Total	Mg	0	0
			5	5		
56	O	2	Total	Mg	0	0
			2	2		

*Continued on next page...*

*Continued from previous page...*

Mol	Chain	Residues	Atoms	ZeroOcc	AltConf
56	Q	2	Total Mg 2 2	0	0
56	S	2	Total Mg 2 2	0	0
56	T	3	Total Mg 3 3	0	0
56	U	2	Total Mg 2 2	0	0
56	V	2	Total Mg 2 2	0	0
56	W	2	Total Mg 2 2	0	0
56	X	1	Total Mg 1 1	0	0
56	Y	1	Total Mg 1 1	0	0
56	Z	4	Total Mg 4 4	0	0
56	AA	2	Total Mg 2 2	0	0
56	BA	1	Total Mg 1 1	0	0
56	CA	1	Total Mg 1 1	0	0
56	DA	2	Total Mg 2 2	0	0
56	EA	1	Total Mg 1 1	0	0
56	HA	3	Total Mg 3 3	0	0
56	IA	6	Total Mg 6 6	0	0
56	JA	6	Total Mg 6 6	0	0
56	KA	1	Total Mg 1 1	0	0
56	LA	2	Total Mg 2 2	0	0
56	MA	2	Total Mg 2 2	0	0
56	NA	2	Total Mg 2 2	0	0

*Continued on next page...*

*Continued from previous page...*

Mol	Chain	Residues	Atoms		ZeroOcc	AltConf
56	QA	2	Total 2	Mg 2	0	0
56	SA	3	Total 3	Mg 3	0	0
56	TA	3	Total 3	Mg 3	0	0
56	UA	4	Total 4	Mg 4	0	0
56	XA	6	Total 6	Mg 6	0	0
56	ZA	1	Total 1	Mg 1	0	0
56	AB	2	Total 2	Mg 2	0	0
56	CB	1	Total 1	Mg 1	0	0
56	EB	206	Total 206	Mg 206	0	0
56	FB	475	Total 475	Mg 475	0	0
56	GB	15	Total 15	Mg 15	0	0
56	HB	9	Total 9	Mg 9	0	0
56	IB	4	Total 4	Mg 4	0	0
56	JB	2	Total 2	Mg 2	0	0
56	KB	4	Total 4	Mg 4	0	0
56	MB	2	Total 2	Mg 2	0	0
56	NB	3	Total 3	Mg 3	0	0
56	OB	3	Total 3	Mg 3	0	0
56	PB	1	Total 1	Mg 1	0	0
56	RB	1	Total 1	Mg 1	0	0
56	SB	2	Total 2	Mg 2	0	0

*Continued on next page...*

*Continued from previous page...*

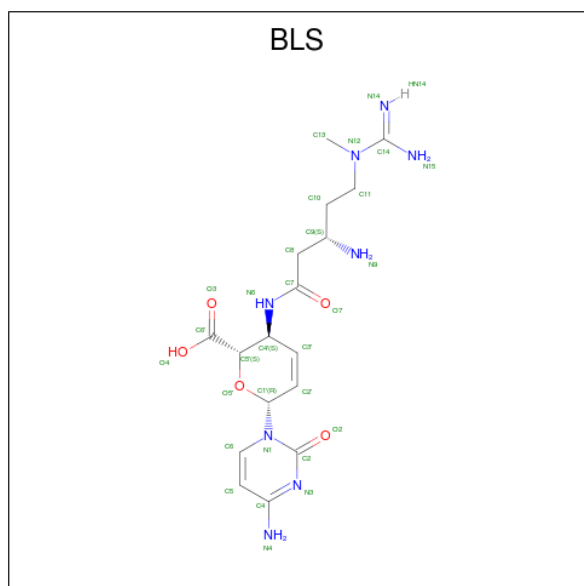
Mol	Chain	Residues	Atoms		ZeroOcc	AltConf
56	TB	1	Total 1	Mg 1	0	0
56	UB	3	Total 3	Mg 3	0	0
56	VB	1	Total 1	Mg 1	0	0
56	WB	1	Total 1	Mg 1	0	0
56	ZB	2	Total 2	Mg 2	0	0
56	BC	1	Total 1	Mg 1	0	0
56	CC	7	Total 7	Mg 7	0	0
56	DC	1	Total 1	Mg 1	0	0
56	EC	1	Total 1	Mg 1	0	0
56	FC	1	Total 1	Mg 1	0	0
56	JC	1	Total 1	Mg 1	0	0
56	LC	1	Total 1	Mg 1	0	0
56	MC	5	Total 5	Mg 5	0	0
56	NC	5	Total 5	Mg 5	0	0
56	OC	5	Total 5	Mg 5	0	0
56	PC	1	Total 1	Mg 1	0	0
56	QC	4	Total 4	Mg 4	0	0
56	RC	3	Total 3	Mg 3	0	0
56	SC	1	Total 1	Mg 1	0	0
56	TC	1	Total 1	Mg 1	0	0
56	UC	2	Total 2	Mg 2	0	0

*Continued on next page...*

Continued from previous page...

Mol	Chain	Residues	Atoms	ZeroOcc	AltConf
56	VC	1	Total Mg 1 1	0	0
56	WC	1	Total Mg 1 1	0	0
56	XC	1	Total Mg 1 1	0	0
56	YC	5	Total Mg 5 5	0	0
56	AD	2	Total Mg 2 2	0	0
56	BD	1	Total Mg 1 1	0	0
56	CD	1	Total Mg 1 1	0	0

- Molecule 57 is BLASTICIDIN S (three-letter code: BLS) (formula: C<sub>17</sub>H<sub>26</sub>N<sub>8</sub>O<sub>5</sub>).



Mol	Chain	Residues	Atoms	ZeroOcc	AltConf
57	B	1	Total C N O 30 17 8 5	0	0
57	FB	1	Total C N O 30 17 8 5	0	0

- Molecule 58 is ZINC ION (three-letter code: ZN) (formula: Zn).

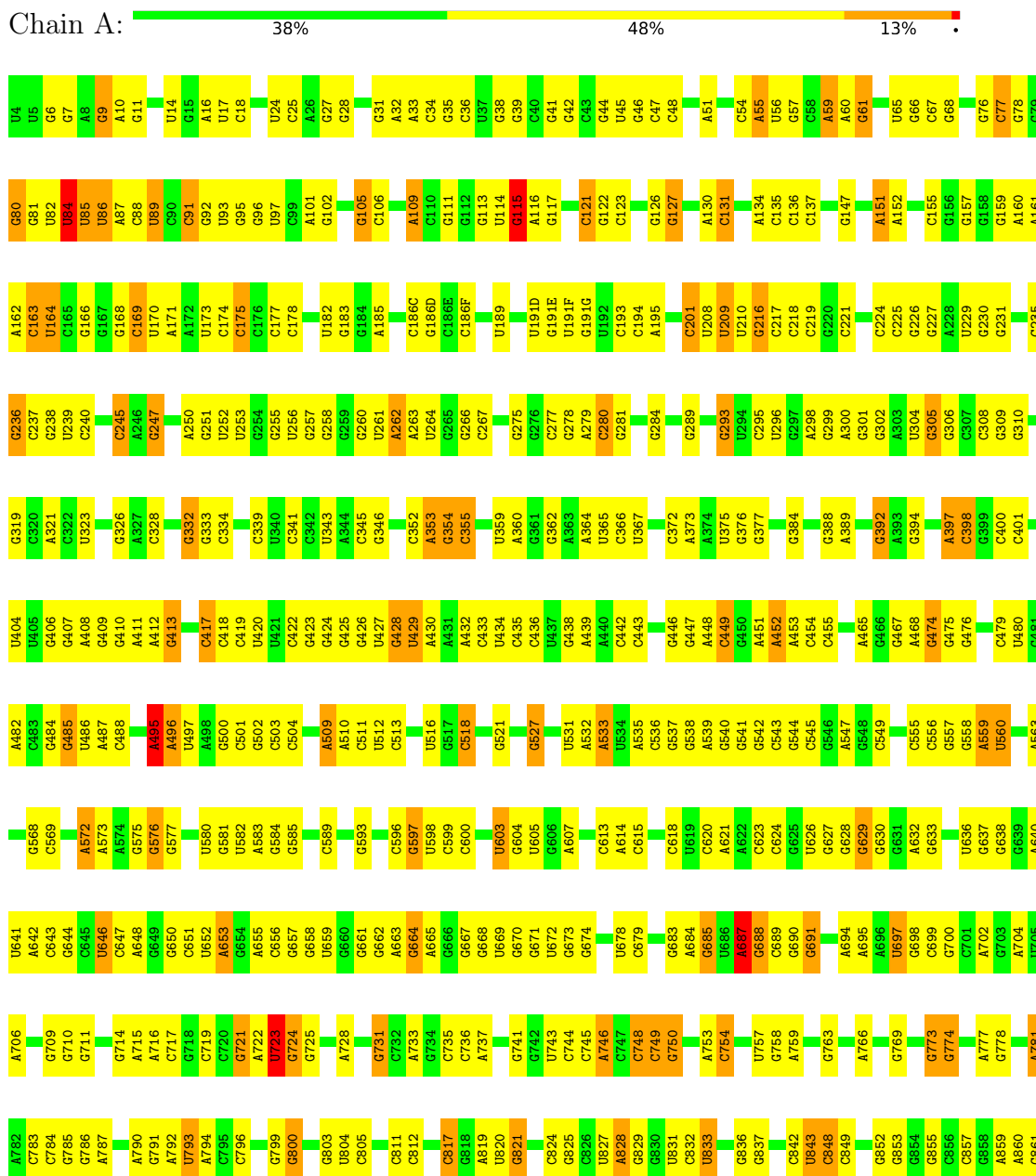
Mol	Chain	Residues	Atoms		ZeroOcc	AltConf
58	V	1	Total 1	Zn 1	0	0
58	BA	1	Total 1	Zn 1	0	0
58	CA	1	Total 1	Zn 1	0	0
58	DA	1	Total 1	Zn 1	0	0
58	GA	1	Total 1	Zn 1	0	0
58	ZB	1	Total 1	Zn 1	0	0
58	FC	1	Total 1	Zn 1	0	0
58	GC	1	Total 1	Zn 1	0	0
58	HC	1	Total 1	Zn 1	0	0
58	KC	1	Total 1	Zn 1	0	0

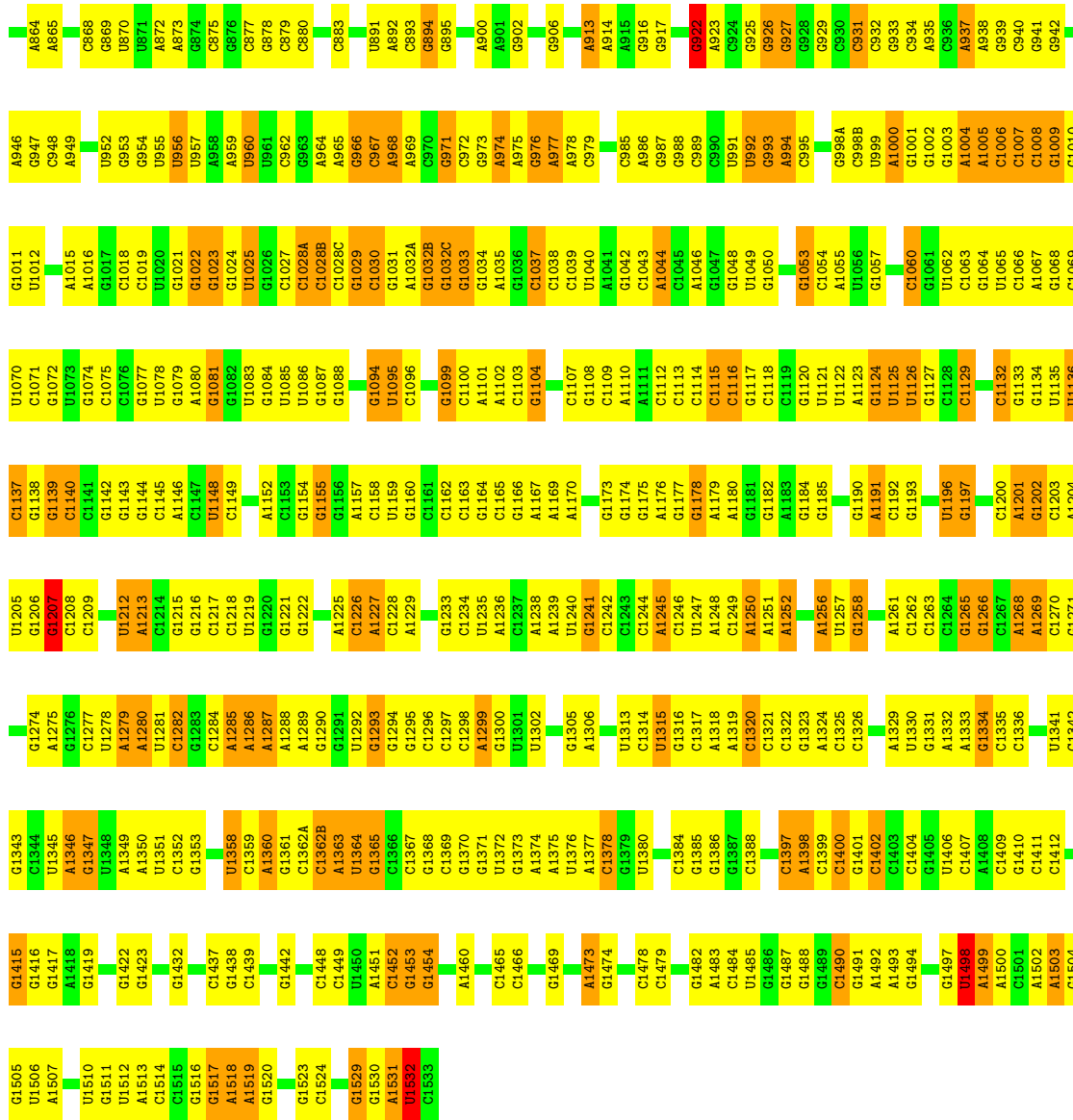


### 3 Residue-property plots

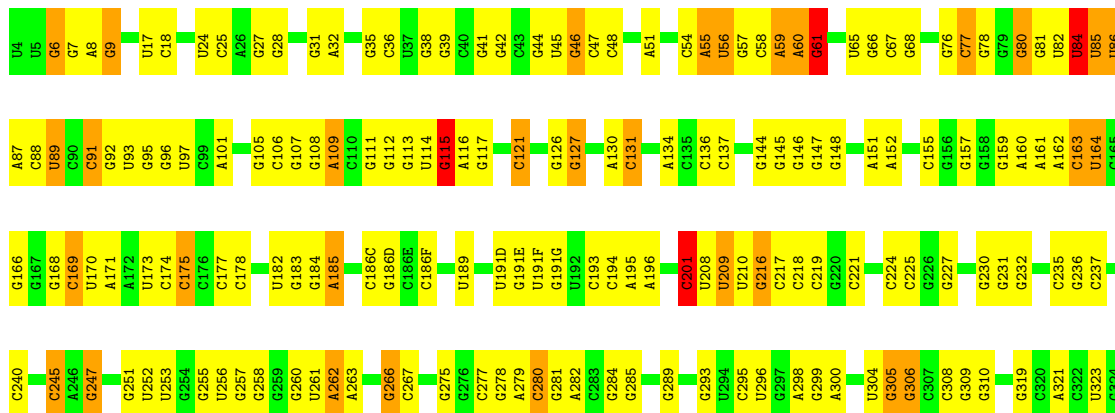
These plots are drawn for all protein, RNA, DNA and oligosaccharide chains in the entry. The first graphic for a chain summarises the proportions of the various outlier classes displayed in the second graphic. The second graphic shows the sequence view annotated by issues in geometry. Residues are color-coded according to the number of geometric quality criteria for which they contain at least one outlier: green = 0, yellow = 1, orange = 2 and red = 3 or more. Stretches of 2 or more consecutive residues without any outlier are shown as a green connector. Residues present in the sample, but not in the model, are shown in grey.

- Molecule 1: 16S ribosomal RNA

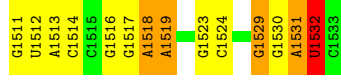
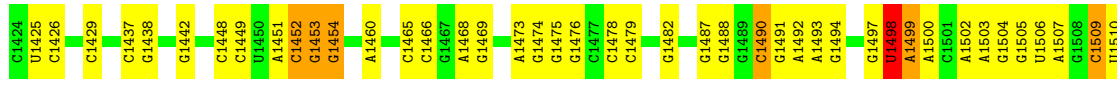




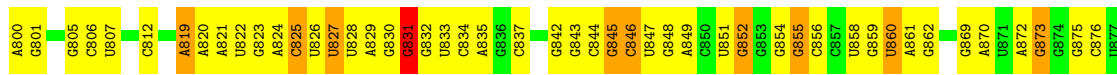
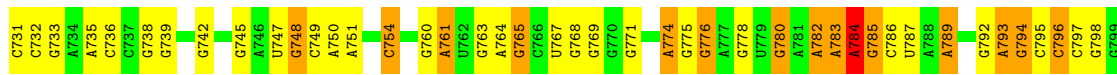
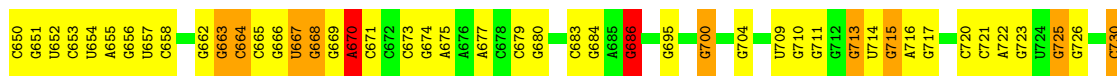

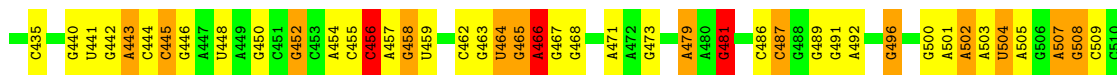
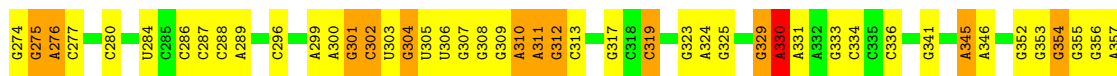
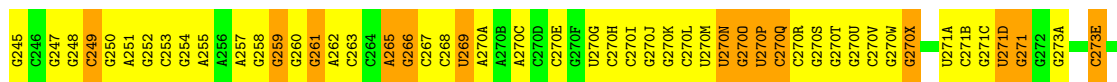
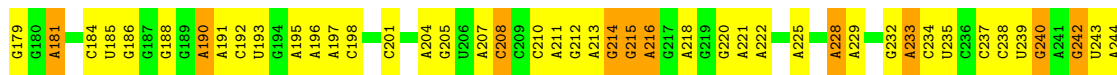
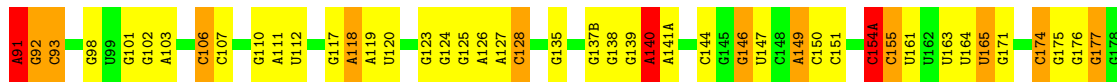
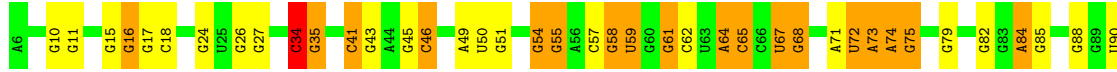
● Molecule 1: 16S ribosomal RNA



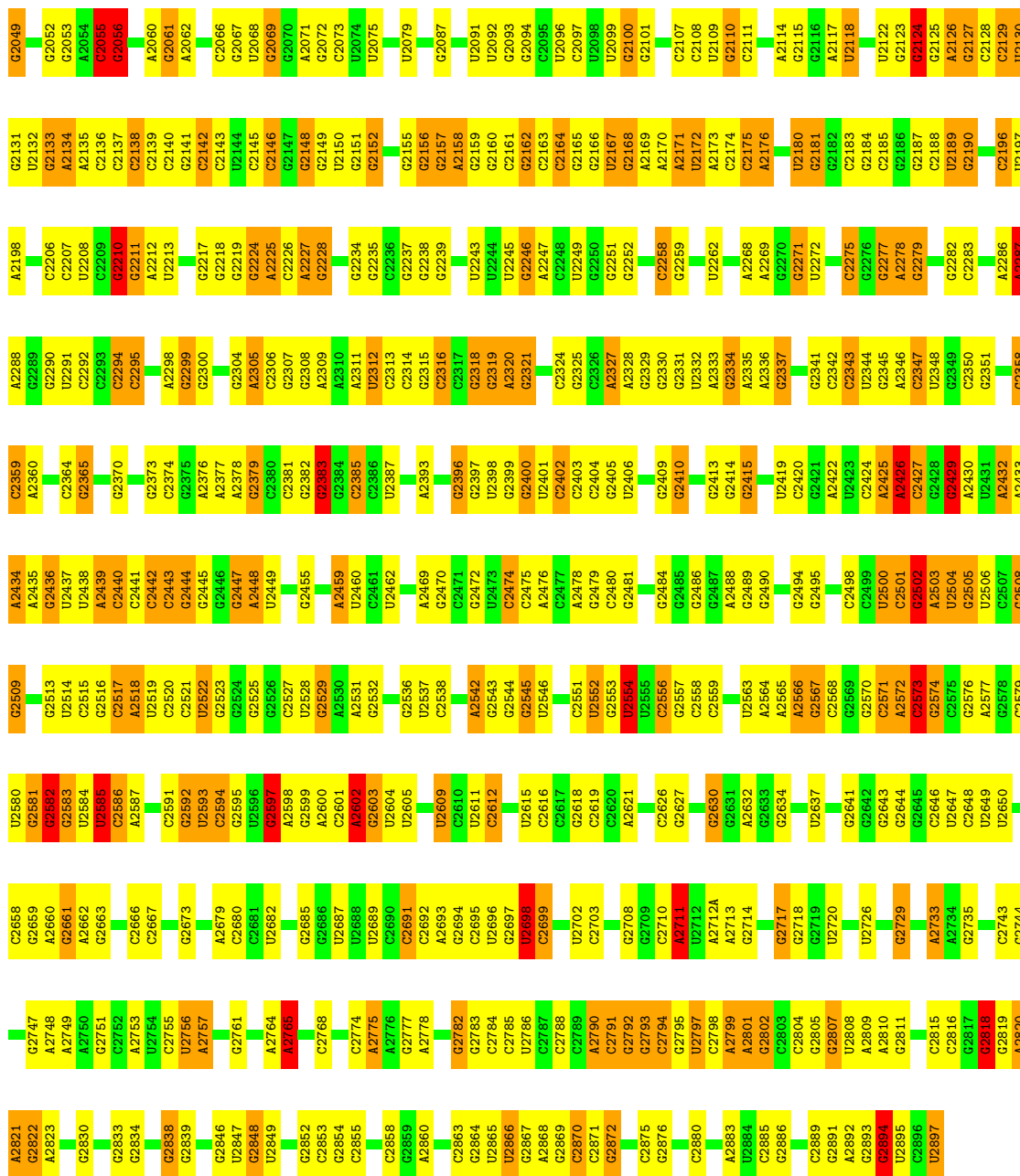
G1363	A1287	G1215	U1148	G1081	G1022	A958	U870	A780	G703	G631	U561	C483	G407	A325
A1288	A1288	G1216	C1149	G1082	G1023	A959	U871	A781	A704	A632	C562	G484	A408	G326
A1289	A1289	C1217	A1152	U1083	G1024	U960	A872	A782	A705	G633	A563	G485	G409	A327
G1290	G1290	C1218	G1153	G1084	U1025	U961	A873	G785	A706	U634	C564	G486	G410	C328
A1360	G1291	U1219	C1154	U1085	G1026	C962	G874	A790	G709	U636	G568	G487	A412	G332
G1292	G1292	G1154	G1155	U1086	G1027	G963	G875	A791	G710	G637	C569	G488	G413	G333
G1293	G1293	G1155	G1156	U1087	C1028A	A964	G876	G792	G711	G638	C570	G489	C334	C334
G1294	G1294	G1156	G1157	G1088	C1028B	A965	C877	A793	G714	G639	A496	C417	C341	C341
A1225	A1225	A1157	C1158	G1094	C1028C	G966	G878	A794	G715	U641	A572	C418	C342	C342
C1226	C1226	U1158	U1095	U1095	G1029	C967	G879	A795	A716	A642	A573	C419	C343	C343
A1227	A1227	U1159	C1096	C1096	C1030	A968	C880	C795	A716	A643	A574	C420	U343	U343
C1228	C1228	G1160	G1097	G1097	G1031	A969	C881	C796	G719	G644	G575	C501	A344	A344
A1229	A1229	C1161	G1098	G1098	A1032A	C970	A892	G799	G720	G645	G576	C502	C345	C345
G1233	G1233	C1162	C1163	G1099	G1032B	G971	C893	G800	G721	U646	A577	C503	C352	C352
A1238	A1238	C1164	A1101	C1100	G1032C	C972	G894	G801	A722	G647	C504	C504	C352	C352
A1239	A1239	G1164	A1102	G1033	G1033	C973	G895	G802	A723	A648	G581	G505	A353	A353
U1240	U1240	A1167	C1103	G1034	A974	A974	C899	U804	G724	G649	U582	G506	G354	G354
A1169	A1169	A1170	G1104	A1035	A975	A975	C899	U804	G725	G650	A509	C501	C355	C355
A1170	A1170	G1104	G1104	G1036	G976	G976	A900	C811	G730	G651	A510	C511	U359	U359
C1242	C1242	G1107	C1038	C1037	A977	A977	A901	C812	G731	U652	A511	C512	A360	A360
A1245	A1245	G1108	C1039	C1038	C978	C978	A902	C812	G732	U653	A512	C513	G361	G361
C1246	C1246	G1109	C1039	U1040	C979	C979	A913	C817	G733	G657	A513	C514	G362	G362
U1247	U1247	C1109	U1040	A1041	C985	C985	A914	G818	A734	G658	A514	C515	G363	G363
A1248	A1248	A1110	A1111	G1042	A986	A986	G917	G819	G735	U659	A515	C516	A364	A364
G1177	G1177	C1112	C1112	C1043	G987	G987	G917	U820	G735	U660	A516	C517	U365	U365
A1178	A1178	C1113	C1113	A1044	C988	C988	G917	U820	G736	U661	A517	C518	U366	U366
C1249	C1249	G1114	C1114	C1045	C989	C989	G922	C824	A737	G662	A518	C519	U367	U367
A1179	A1179	C1115	C1115	U1046	C990	C990	A923	C824	G741	U663	A519	C520	G371	G371
A1180	A1180	C1116	C1116	G1047	U991	U991	C924	C825	G742	G664	A520	C521	A374	A374
A1252	A1252	G1117	G1117	U1048	U992	U992	G925	C825	G743	G665	A521	C522	G375	G375
A1256	A1256	C1118	C1118	U1049	G993	G993	G926	A828	U743	U666	A522	C523	G376	G376
U1257	U1257	G1119	G1119	G1050	A994	A994	G927	A828	G744	G667	A523	C524	G377	G377
G1258	G1258	C1120	C1120	U1051	C995	C995	G928	U831	G745	U668	A524	C525	A382	A382
A1261	A1261	U1121	U1121	G1052	C998A	C998A	G929	U832	A753	G671	A525	C526	A383	A383
C1262	C1262	U1122	U1122	A1055	C998B	C998B	G930	U833	G754	U678	A526	C527	A384	A384
C1263	C1263	G1123	G1123	U1056	U999	U999	C931	U833	C747	G679	A527	C528	G388	G388
C1264	C1264	U1124	U1124	U1056	U999	U999	C932	U834	G748	U672	A528	C529	G389	G389
A1268	A1268	U1125	U1125	U1057	A1000	A1000	C933	U835	G749	G673	A529	C530	G390	G390
C1267	C1267	U1126	U1126	G1061	G1001	G1001	C934	U835	G750	U674	A530	C531	G391	G391
C1267	C1267	G1127	G1127	C1061	G1002	G1002	A935	U836	A753	U678	A531	C532	G392	G392
C1267	C1267	C1128	C1128	U1062	G1003	G1003	C936	U837	C754	C679	A532	C533	G393	G393
C1129	C1129	G1129	G1129	C1063	A1004	A1004	A937	U838	U757	G683	A533	C534	G394	G394
C1132	C1132	C1132	C1132	G1063	A1005	A1005	A938	U839	G758	U684	A534	C535	G395	G395
G1133	G1133	G1133	G1133	U1065	C1006	C1006	G939	U840	A759	G685	A535	C536	G396	G396
U1134	U1134	U1134	U1134	C1066	C1007	C1007	C940	U841	G763	U686	A536	C537	A397	A397
U1135	U1135	U1135	U1135	U1067	C1008	C1008	C941	U842	G763	A687	A537	C538	A398	A398
U1136	U1136	U1136	U1136	A1068	G1009	G1009	C942	U843	U763	G688	A538	C539	G399	G399
C1137	C1137	C1137	C1137	G1068	G1010	G1010	A946	U844	A767	U689	A539	C540	G400	G400
C1138	C1138	U1070	U1070	C1069	G1011	G1011	G947	U845	A768	U690	A540	C541	C401	C401
G1138	G1138	G1071	G1071	U1071	U1012	U1012	C948	U846	G769	U691	A541	C542	C402	C402
G1139	G1139	U1072	U1072	C1072	G1013	G1013	C949	U847	A769	U692	A542	C543	A397	A397
C1140	C1140	U1073	U1073	A1014	A1014	A1014	A949	U848	G770	U693	A543	C544	C398	C398
C1141	C1141	U1073	U1073	A1015	A1015	A1015	A949	U849	G771	U694	A544	C545	G399	G399
G1142	G1142	G1074	G1074	U1016	A1016	A1016	U952	U850	G772	U695	A545	C546	C401	C401
G1143	G1143	U1074	U1074	A1017	A1017	A1017	U953	U851	G773	U696	A546	C547	C402	C402
G1144	G1144	C1077	C1077	C1018	C1018	C1018	G954	U852	A773	U697	A547	C548	C403	C403
G1144	G1144	U1078	U1078	U1018	U1018	U1018	G955	U853	A774	U698	A548	C549	C404	C404
C1145	C1145	U1079	U1079	C1019	C1019	C1019	G956	U854	G774	U699	A549	C550	C405	C405
A1146	A1146	U1079	U1079	U1020	U1020	U1020	U956	U855	A775	U700	A550	C551	U404	U404
C1147	C1147	A1080	A1080	G1021	G1021	G1021	U957	U856	G779	U701	A551	C552	U405	U405
A1286	A1286	A1286	A1286	G1283	G1283	G1283	U957	U857	A779	U702	A552	C553	G406	G406



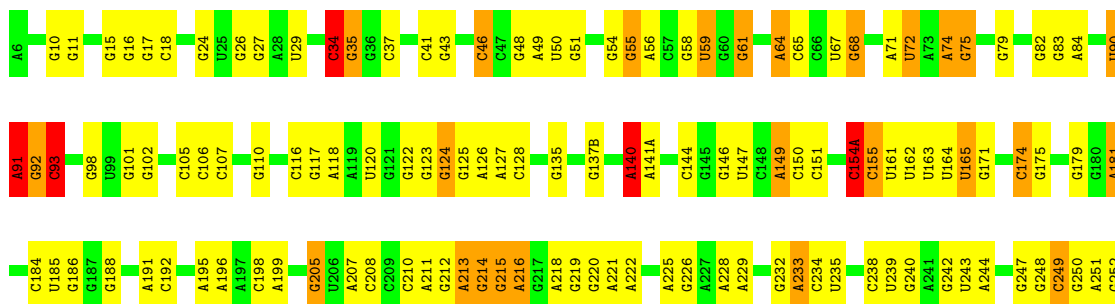
● Molecule 2: 23S ribosomal RNA



G1975	A1798	A1981	C1982	C1983	C1984	C1985	C1986	C1987	C1988	C1989	C1990	C1991	C1992	C1993	C1994	C1995	C1996	C1997	C1998	C1999	C2000	C2001	C2002	C2006	G2009	G2010	G2011	G2012	A2013	A2014	A2015	A2016	A2017	A2018	A2019	A2020	G2023	C2026	C2027	G2028	A2030	A2031	G2032	A2033	G2034	G2035	C2036	G2037	G2038	C2039	C2040	A2041	A2042	C2043	G2046																																																																																																																																																																																																																																																																																																																																																																																																																																																																																																																																																																																																																																																																																																																																																																																																																																																																																																																																																																																																																																																																																																																																																												
G1904	C1905	G1906	G1910	U1911	A1912	A1913	C1914	U1915	A1916	U1917	A1918	A1919	C1920	U1921	G1922	C1923	C1924	A1927	A1928	G1929	G1930	C1934	G1935	A1936	A1937	A1938	U1939	U1940	C1941	C1942	A1943	C1944	A1945	A1946	C1947	C1948	U1949	A1951	A1952	A1953	G1954	U1955	A1960	C1961	C1962	U1963	G1964	C1965	C1966	C1967	A1970	A1971	A1972	A1973	G2046																																																																																																																																																																																																																																																																																																																																																																																																																																																																																																																																																																																																																																																																																																																																																																																																																																																																																																																																																																																																																																																																																																																																																												
A1815	G1816	U1817	U1818	G1823	A1824	A1825	G1826	C1827	C1828	A1829	A1830	U1833	U1834	C1835	C1836	C1837	C1838	G1839	U1840	U1841	G1842	C1843	C1844	G1845	A1847	A1848	U1849	G1850	A1853	A1854	C1855	G1856	A1857	A1858	A1859	A1860	A1868	A1869	C1870	U1871	A1872	A1873	A1874	A1875	A1876	A1877	A1878	A1879	A1880	A1881	A1882	C1883	C1884	C1885	G1886	A1887	A1888	A1889	A1890	G1891	C1892	C1893	C1894	C1895	G1896	A1897	A1898	A1899	A1900	G1903																																																																																																																																																																																																																																																																																																																																																																																																																																																																																																																																																																																																																																																																																																																																																																																																																																																																																																																																																																																																																																																																																																																																													
U1734	U1735	C1741	C1742	G1743	U1748	A1749	U1750	C1751	C1752	U1753	C1754	A1755	G1756	A1762	G1763	G1764	U1768	A1773	C1774	U1775	G1776	U1777	U1778	U1779	A1780	C1781	C1782	A1783	A1784	A1785	A1786	A1787	C1788	A1789	C1790	A1791	C1795	U1796	C1797	U1798	U1799	C1800	A1803	C1804	U1805	C1806	C1894	G1897	C1897	U1898	G1899	A1900	A1901	A1902	A1903	A1904	A1905	A1906	A1907	A1908	A1909	A1910	A1911	A1912	A1913	A1914	A1915	A1916	A1917	A1918	A1919	A1920	A1921	A1922	A1923	A1924	A1925	A1926	A1927	A1928	A1929	A1930	A1931	A1932	A1933	A1934	A1935	A1936	A1937	A1938	A1939	A1940	A1941	A1942	A1943	A1944	A1945	A1946	A1947	A1948	U1951	A1952	A1953	G1954	U1955	A1960	C1961	C1962	U1963	G1964	C1965	C1966	C1967	A1970	A1971	A1972	A1973	A1974	A1975	A1976	A1977	A1978	A1979	A1980	A1981	A1982	A1983	A1984	A1985	A1986	A1987	A1988	A1989	A1990	A1991	A1992	A1993	A1994	A1995	A1996	A1997	A1998	A1999	A2000	A2001	A2002	A2003	A2004	A2005	A2006	A2007	A2008	A2009	A2010	A2011	A2012	A2013	A2014	A2015	A2016	A2017	A2018	A2019	A2020	A2021	A2022	A2023	A2024	A2025	A2026	A2027	A2028	A2029	A2030	A2031	A2032	A2033	A2034	A2035	A2036	A2037	A2038	A2039	A2040	A2041	A2042	A2043	A2044	A2045	A2046	A2047	A2048	A2049	A2050	A2051	A2052	A2053	A2054	A2055	A2056	A2057	A2058	A2059	A2060	A2061	A2062	A2063	A2064	A2065	A2066	A2067	A2068	A2069	A2070	A2071	A2072	A2073	A2074	A2075	A2076	A2077	A2078	A2079	A2080	A2081	A2082	A2083	A2084	A2085	A2086	A2087	A2088	A2089	A2090	A2091	A2092	A2093	A2094	A2095	A2096	A2097	A2098	A2099	A2100	A2101	A2102	A2103	A2104	A2105	A2106	A2107	A2108	A2109	A2110	A2111	A2112	A2113	A2114	A2115	A2116	A2117	A2118	A2119	A2120	A2121	A2122	A2123	A2124	A2125	A2126	A2127	A2128	A2129	A2130	A2131	A2132	A2133	A2134	A2135	A2136	A2137	A2138	A2139	A2140	A2141	A2142	A2143	A2144	A2145	A2146	A2147	A2148	A2149	A2150	A2151	A2152	A2153	A2154	A2155	A2156	A2157	A2158	A2159	A2160	A2161	A2162	A2163	A2164	A2165	A2166	A2167	A2168	A2169	A2170	A2171	A2172	A2173	A2174	A2175	A2176	A2177	A2178	A2179	A2180	A2181	A2182	A2183	A2184	A2185	A2186	A2187	A2188	A2189	A2190	A2191	A2192	A2193	A2194	A2195	A2196	A2197	A2198	A2199	A2200	A2201	A2202	A2203	A2204	A2205	A2206	A2207	A2208	A2209	A2210	A2211	A2212	A2213	A2214	A2215	A2216	A2217	A2218	A2219	A2220	A2221	A2222	A2223	A2224	A2225	A2226	A2227	A2228	A2229	A2230	A2231	A2232	A2233	A2234	A2235	A2236	A2237	A2238	A2239	A2240	A2241	A2242	A2243	A2244	A2245	A2246	A2247	A2248	A2249	A2250	A2251	A2252	A2253	A2254	A2255	A2256	A2257	A2258	A2259	A2260	A2261	A2262	A2263	A2264	A2265	A2266	A2267	A2268	A2269	A2270	A2271	A2272	A2273	A2274	A2275	A2276	A2277	A2278	A2279	A2280	A2281	A2282	A2283	A2284	A2285	A2286	A2287	A2288	A2289	A2290	A2291	A2292	A2293	A2294	A2295	A2296	A2297	A2298	A2299	A2300	A2301	A2302	A2303	A2304	A2305	A2306	A2307	A2308	A2309	A2310	A2311	A2312	A2313	A2314	A2315	A2316	A2317	A2318	A2319	A2320	A2321	A2322	A2323	A2324	A2325	A2326	A2327	A2328	A2329	A2330	A2331	A2332	A2333	A2334	A2335	A2336	A2337	A2338	A2339	A2340	A2341	A2342	A2343	A2344	A2345	A2346	A2347	A2348	A2349	A2350	A2351	A2352	A2353	A2354	A2355	A2356	A2357	A2358	A2359	A2360	A2361	A2362	A2363	A2364	A2365	A2366	A2367	A2368	A2369	A2370	A2371	A2372	A2373	A2374	A2375	A2376	A2377	A2378	A2379	A2380	A2381	A2382	A2383	A2384	A2385	A2386	A2387	A2388	A2389	A2390	A2391	A2392	A2393	A2394	A2395	A2396	A2397	A2398	A2399	A2400	A2401	A2402	A2403	A2404	A2405	A2406	A2407	A2408	A2409	A2410	A2411	A2412	A2413	A2414	A2415	A2416	A2417	A2418	A2419	A2420	A2421	A2422	A2423	A2424	A2425	A2426	A2427	A2428	A2429	A2430	A2431	A2432	A2433	A2434	A2435	A2436	A2437	A2438	A2439	A2440	A2441	A2442	A2443	A2444	A2445	A2446	A2447	A2448	A2449	A2450	A2451	A2452	A2453	A2454	A2455	A2456	A2457	A2458	A2459	A2460	A2461	A2462	A2463	A2464	A2465	A2466	A2467	A2468	A2469	A2470	A2471	A2472	A2473	A2474	A2475	A2476	A2477	A2478	A2479	A2480	A2481	A2482	A2483	A2484	A2485	A2486	A2487	A2488	A2489	A2490	A2491	A2492	A2493	A2494	A2495	A2496	A2497	A2498	A2499	A2500	A2501	A2502	A2503	A2504	A2505	A2506	A2507	A2508	A2509	A2510	A2511	A2512	A2513	A2514	A2515	A2516	A2517	A2518	A2519	A2520	A2521	A2522	A2523	A2524	A2525	A2526	A2527	A2528	A2529	A2530	A2531	A2532	A2533	A2534	A2535	A2536	A2537	A2538	A2539	A2540	A2541	A2542	A2543	A2544	A2545	A2546	A2547	A2548	A2549	A2550	A2551	A2552	A2553	A2554	A2555	A2556	A2557	A2558	A2559	A2560	A2561	A2562	A2563	A2564	A2565	A2566	A2567	A2568	A2569	A2570	A2571	A2572	A2573	A2574	A2575	A2576	A2577	A2578	A2579	A2580	A2581	A2582	A2583	A2584	A2585	A2586	A2587	A2588	A2589	A2590	A2591	A2592	A2593	A2594	A2595	A2596	A2597	A2598	A2599	A2600	A2601	A2602	A2603	A2604	A2605	A2606	A2607	A2608	A2609	A2610	A2611	A2612	A2613	A2614	A2615	A2616	A2617	A2618	A2619	A2620	A2621	A2622	A2623	A2624	A2625	A2626	A2627	A2628	A2629	A2630	A2631	A2632	A2633	A2634	A2635	A2636	A2637	A2638	A2639	A2640	A2641	A2642	A2643	A2644	A2645	A2646	A2647	A2648	A2649	A2650	A2651	A2652	A2653	A2654	A2655	A2656	A2657	A2658	A2659	A2660	A2661	A2662	A2663	A2664	A2665	A2666	A2667	A2668	A2669	A2670	A2671	A2672	A2673	A2674	A2675	A2676	A2677	A2678	A2679	A2680	A2681	A2682	A2683	A2684	A2685	A2686	A2687	A2688	A2689	A2690	A2691	A2692	A2693	A2694	A2695	A2696	A2697	A2698	A2699	A2700	A2701	A2702	A2703	A2704	A2705	A2706	A2707	A2708	A2709	A2710	A2711	A2712	A2713	A2714	A2715	A2716	A2717	A2718	A2719	A2720	A2721	A2722	A2723	A2724	A2725	A2726	A2727	A2728	A2729	A2730	A2731	A2732	A2733	A2734	A2735	A2736	A2737	A2738	A2739	A2740	A2741	A2742	A2743	A2744	A2745	A2746	A2747	A2748	A2749	A2750	A2751	A2752	A2753	A2754	A2755	A2756	A2757	A2758	A2759	A2760	A2761	A2762	A2763	A2764	A2765	A2766	A2767	A2768	A2769	A2770	A2771	A2772	A2773	A2774	A2775	A2776	A2777	A2778	A2779	A2780	A2781	A2782	A2783	A2784	A2785	A2786	A2787	A2788	A2789	A2790	A2791	A2792	A2793	A2794	A2795	A2796	A2797	A2798	A2799	A2800	A2801	A2802	A2803	A2804	A2805	A2806	A2807	A2808	A2809	A2810	A2811	A2812	A2813	A2814	A2815	A2816	A2817	A2818	A2819	A2820	A2821	A2822	A2823	A2824	A2825	A2826	A2827	A2828	A2829	A2830	A2831	A2832	A2833	A2834	A2835	A2836	A2837	A2838	A2839	A2840	A2841	A2842	A2843	A2844	A2845	A2846	A2847	A2848	A2849	A2850	A2851	A2852	A2853	A2854	A2855	A2856	A2857	A2858	A2859	A2860	A2861	A2862	A2863	A2864	A2865	A2866	A2867	A2868	A2869	A2870	A2871	A2872	A2873	A2874	A2875	A2876	A2877	A2878	A2879	A2880	A2881	A2882	A2883	A2884	A2885	A2886	A2887	A2888	A2889	A2890	A2891	A2892	A2893	A2894	A2895	A2896	A2897	A2898	A2899	A2900	A2901	A2902	A2903	A2904	A2905	A2906	A2907	A2908	A2909	A2910	A2911	A2912	A2913	A2914	A2915	A2916	A2917	A2918	A2919	A2920	A2921	A2922	A2923	A2924	A2925	A2926	A2927	A2928	A2929	A2930	A2931	A2932	A2933	A2934	A2935	A2936	A2937	A2938	A2939	A2940	A2941	A2942	A2943	A2944	A2945	A2946	A2947	A2948	A2949	A2950	A2951	A2952	A2953	A2954	A2955	A2956	A2957	A2958	A2959	A2960	A2961	A2962	A2963	A2964	A2965	A2966	A2967	A2968	A2969	A2970	A2971	A2972	A2973	A2974	A2975	A2976	A2977	A2978	A2979	A2980	A2981	A2982	A2983	A2984	A2985	A2986	A2987	A2988	A2989	A2990	A2991	A2992	A2993	A2994	A2995	A2996	A2997	A2998	A2999	A3000	A3001	A3002	A3003	A3004	A3005	A3006	A3007	A3008	A3009	A3010	A3011	A3012	A3013	A3014	A3015	A3016	A3017	A3018	A3019	A3020	A3021	A3022	A3023	A3024	A3025	A3026	A



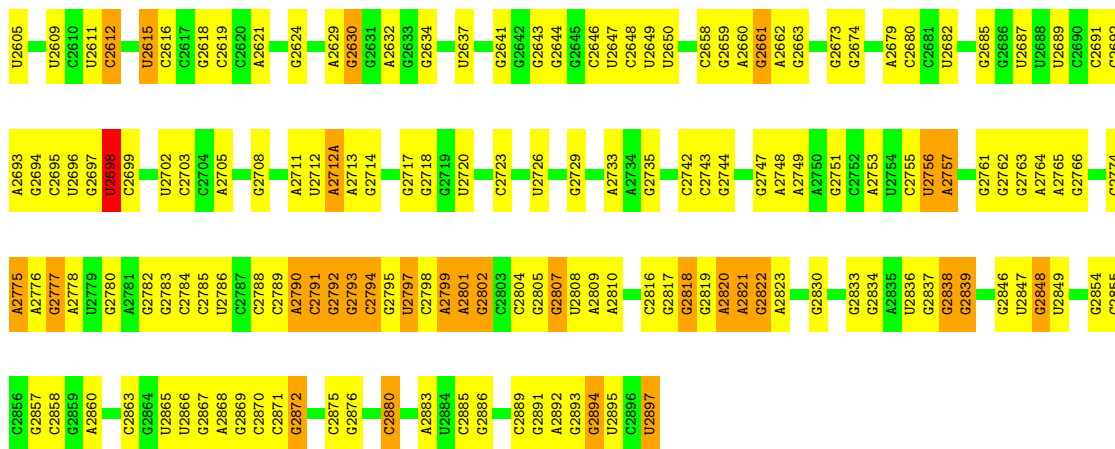
• Molecule 2: 23S ribosomal RNA



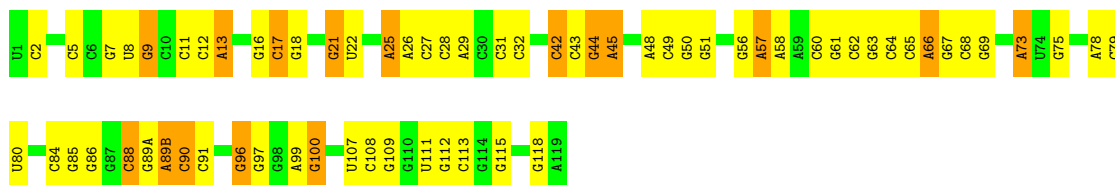
G1338	G1339	U1340	U1341	A1342	G1343	G1344	C1345	A1287	A1288	A1269	A1270	A1271	A1272	A1273	A1274	G1355	G1356	U1357	G1358	A1359	A1360	G1361	G1364	A1365	A1366	A1367	G1368	A1373	A1378	A1379	G1380	G1381	G1382	G1383	A1384	G1385	C1386	C1387	G1388	G1389	U1390	A1393	A1394	A1395	G1400	C1402	C1403	C1404	U1405	U1406	C1407	C1408	C1411																																																																																																																																											
G1154	A1155	A1156	G1161	G1162	G1163	G1164	G1165	G1169	G1170	G1171	G1172	A1174	U1175	G1176	A1177	C1178	C1179	C1180	C1181	G1187	C1201	G1202	G1203	A1204	U1205	G1206	C1207	C1208	G1209	U1211	G1212	G1216	C1217	C1218	G1219	A1220	G1225	A1226	G1227	G1239	U1240	A1246	A1247	G1248	U1249	G1250	C1251	G1252	A1253	A1254																																																																																																																																														
U1255	G1256	C1257	G1263	U1264	G1265	U1267	A1268	A1269	C1270	A1271	A1272	U1273	A1274	G1277	A1278	G1279	A1286	A1287	A1288	C1289	C1290	C1291	A1292	C1293	G1296	G1297	C1298	U1300	A1301	A1302	G1303	C1304	A1307	C1308	A1309	G1310	G1311	U1312	U1313	A1317	A1321	A1322	C1323	G1324	C1404	U1405	U1406	C1407	C1408	C1411																																																																																																																																														
G1022	U1023	G1024	G1025	U1026	G1027	A1028	A1029	G1030	G1031	A1032	U1033	G1034	A1035	C1038	G1039	U1040	C1041	G1042	C1043	G1044	A1045	A1046	G1047	A1048	C1049	A1050	G1051	U1052	U1053	G1054	A1055	G1056	A1057	G1058	G1059	U1060	U1061	G1062	G1063	C1064	U1065	A1066	A1067	G1068	A1069	A1070	G1071	C1072	A1073	G1074	C1075	C1076	G1144	U1149	C1150	G1151	U1152	C1153																																																																																																																																						
A1084	A1085	A1086	G1087	A1088	G1089	U1090	G1091	C1092	G1093	U1094	A1095	A1096	U1097	A1098	G1099	C1100	U1101	C1102	A1103	C1104	U1105	G1106	U1107	U1108	C1109	G1110	A1111	G1112	U1113	G1114	C1115	G1116	G1117	G1125	A1126	A1127	A1128	A1129	U1130	G1131	U1132	U1133	C1135	G1136	G1139	C1140	U1141	C1142	A1142B	A1143	G1144	U1149	C1150	G1151	U1152	C1153																																																																																																																																								
G0934	C935	C936	U937	G938	G939	A940	A941	G944	U945	A946	G947	G948	C955	G958	A959	A960	C961	G968	U969	C970	A973	G974	C975	U976	G977	A978	G979	G982	C983	C984	C985	C986	C987	C988	C989	A990	U991	A992	A993	G998	A999	A990	C991	G992	G993	C994	A995	G996	C997	C998	U999	C1007	G1011	U1012	C1013	U1019	A1021																																																																																																																																							
A781	A782	A783	U784	G785	U786	A787	A788	C790	G791	G792	A793	G794	C795	A796	G797	A798	G800	G801	G802	G805	C806	U807	G808	G809	C812	G818	A819	A820	A821	A824	C825	U826	U827	U828	A829	G830	G831	G832	U833	C834	A835	G842	C843	C844	G845	U846	U847	C848	A849	C850	U851	G852	G780																																																																																																																																											
G555	C556	C557	U558	G559	U560	A561	G562	C567	U568	A569	U570	U571	A572	A573	G574	C575	U576	A577	G578	G579	G582	C583	C584	C585	C586	C587	C588	C589	A590	U591	U592	A593	A594	A595	A596	C597	C598	A599	U907	A910	C911	C912	A917	A918	G921	U922	C923	U924	C925	U926	U927	U928	U929	U930	G931	C932	A933																																																																																																																																							
C253	G254	A255	A256	A257	G258	G259	G260	G261	A262	C263	C264	A265	G266	C267	U268	C270C	C270E	G270F	U270G	C270H	C270I	G270J	G270K	C270L	U270M	U270N	G270O	U270P	C270Q	C270R	G270U	G270V	G270W	G270X	U271A	C271B	G271C	U271D	G271E	G271F	G271G	C271H	G271I	G271J	G271K	G271L	G271M	G271N	G271O	G271P	G271Q	G271R	G271S	G271T	G271U	G271V	G271W	G271X	G271Y	G271Z	G272A	G272B	G272C	G272D	G272E	G272F	G272G	G272H	G272I	G272J	G272K	G272L	G272M	G272N	G272O	G272P	G272Q	G272R	G272S	G272T	G272U	G272V	G272W	G272X	G272Y	G272Z	G273A	G273B	G273C	C273D	C273E	G352	G353	G354	G355	G356	A357	G361	U362	G363A	A363G	C364	C365	U384																																																																																								
C385	C386	C387	A388	A389	A390	G391	G392	G393	A394	U395	C396	G397	G398	G399	C400	A401	G402	G403	A404	U405	A406	G407	G408	C409	G410	C411	A412	C413	U414	A415	C420	U421	G424	G427	G430	U431	C435	U436	G440	U441	C442	A443	C444	C445	A457	G459	U460	U461	U462	U463	U464	U465	U466	U467	U468	U469	U470	U471	U472	U473	U474	U475	U476	U477	U478	U479	U480	U481	U482	U483	U484	U485	U486	U487	U488	U489	U490	U491	U492	U493	U494	U495	U496	U497	U498	U499	U500	U501	U502	U503	U504	U505	U506	U507	U508	U509	U510	U511	U512	U513	U514	U515	U516	U517	U518	U519	U520	U521	U522	U523	U524	U525	U526	U527	U528	U529	U530	U531	U532	U533	U534	U535	U536	U537	U538	U539	U540	U541	U542	U543	U544	U545	U546	U547	U548	U549	U550	U551	U552	U553	U554	U555	U556	U557	U558	U559	U560	U561	U562	U563	U564	U565	U566	U567	U568	U569	U570	U571	U572	U573	U574	U575	U576	U577	U578	U579	U580	U581	U582	U583	U584	U585	U586	U587	U588	U589	U590	U591	U592	U593	U594	U595	U596	U597	U598	U599	U600	U601	U602	U603	U604	U605

A1412	A1490	U1578	C1688	G1764	A1829	C1920	G1992	A2071	U2144	G2219	G2308	A2378	A2448	A2581
G1416	A1491	C1582	C1662	C1755	C1830	G1921	U1993	G2072	C2145	G2224	A2309	G2379	G2455	G2532
C1417	G1492	C1583	C1663	G1756	C1831	U1994	C1994	C2073	G2146	A2226	A2310	G2380	C2456	C2533
A1418	C1493	C1585	C1664	A1759	C1832	U1923	U1923	G2074	G2147	C2225	C2311	C2381	C2543	C2544
G1419	A1494	A1586	A1665	A1762	U1833	C1924	G1998	U2075	G2148	A2228	C2312	G2383	G2457	G2545
A1420	A1495	A1587	A1666	A1763	C1838	A1927	C1999	C2078	U2150	G2238	C2314	G2384	U2460	U2546
G1421	U1496	C1588	G1667	G1764	C1839	A1928	G2000	U2079	G2151	G2239	C2315	C2385	G2461	
G1422	U1497	C1589	A1669	G1765	C1840	G1930	A2001	G2087	G2152	G2240	C2316	C2386	U2462	
G1423	A1508	G1595	A1670	U1768	C1843	U1931	G2002	G2088	G2155	C2241	G2317	U2387	U2463	C2551
G1424	A1509	G1596	U1671	U1769	C1844	A1932	G2004	U2091	G2156	A2242	G2318	A2393	A2469	U2552
G1425	A1510	G1597	G1674	A1773	G1845	A1933	G2006	U2092	G2157	U2245	C2320	A2394	G2470	G2553
A1427	A1511	C1599	G1675	G1776	C1846	C1934	C2006	G2093	A2158	G2246	G2321	G2396	G2471	U2554
G1428	G1512	U1602	C1676	U1777	C1847	G1935	G2012	G2094	G2159	A2247	C2322	G2397	G2472	C2555
C1430	C1515	A1603	A1676	U1778	C1848	A1936	A2013	G2095	G2160	C2248	C2324	U2398	U2473	C2556
A1431	U1516	C1604	A1677	U1779	C1849	A1937	G2014	U2096	G2161	U2249	G2325	G2399	C2474	C2557
	G1517	C1605	G1682	A1780	C1850	A1938	A2015	C2097	G2162	G2250	G2326	G2400	A2475	C2558
A1434	C1518	G1606	G1683	A1781	C1851	U1939	U2016	U2098	G2163	G2251	A2327	U2401	G2476	C2559
	G1519	C1607	C1684	A1782	C1852	U1940	U2017	G2100	C2164	G2252	A2328	C2402	G2477	U2563
G1441	U1520	C1608	C1685	A1783	C1853	U1941	G2018	G2101	G2165	G2253	A2329	C2403	A2478	A2564
G1442	G1521	A1609	C1686	A1784	C1854	U1942	A2019	G2102	G2166	G2254	C2330	C2404	C2480	C2565
	G1522	C1610	G1687	A1785	C1855	U1943	A2018	G2103	U2167	G2255	G2331	G2405	G2481	A2566
A1444B	U1523	C1611	U1688	A1786	C1856	U1944	A2020	G2104	G2168	U2257	U2332	U2406	G2482	G2567
C1445	G1524	C1612	A1689	C1788	C1860	U1945	G2023	C2105	A2169	C2258	A2333	U2407	G2483	C2568
C1446	A1529	G1613	G1696	A1789	C1861	U1946	G2026	G2106	A2170	U2259	G2334	G2409	G2484	C2569
G1447	G1614	C1614	C1697	A1790	C1862	U1947	C2027	C2107	U2171	U2260	A2335	G2410	A2485	C2570
G1448	C1615	C1615	C1698	A1791	C1863	G1948	G2028	G2108	A2172	U2261	A2336	G2411	G2486	C2571
A1449B	U1531	A1616	A1699	A1792	C1864	U1949	U2028	U2109	C2173	A2262	G2337	G2412	G2487	A2572
	C1532	C1617	G1699	U1794	C1865	A1952	G2029	G2110	C2174	A2263	G2338	G2413	G2488	C2573
A1483	C1533	A1618	A1700	C1795	C1866	U1953	A2030	C2111	C2175	G2271	G2341	G2414	G2489	G2574
U1454	U1534	G1619	A1701	C1796	C1867	G1954	A2031	A2114	U2180	C2272	C2342	U2419	G2490	C2575
G1455	A1536	G1622	G1702	C1797	C1868	U1955	G2032	G2115	C2181	C2273	C2343	C2420	G2491	C2576
	A1537		G1703	U1798	C1869	U1956	A2033	A2116	G2182	C2274	U2344	G2421	G2492	G2577
A1460	C1538	C1630B	G1708	C1799	C1870	C1957	A2034	U2118	C2183	A2275	C2345	A2422	G2493	U2580
G1461	G1539	A1631	U1709	G1800	C1871	U1957	U2034	U2119	C2184	A2276	C2346	A2423	C2494	C2581
C1462	G1540	G1632	U1716	G1801	C1872	A1960	G2035	U2120	C2185	G2277	C2347	U2431	G2495	C2582
C1463	A1543	C1633	U1717	A1802	C1873	C1961	C2039	U2121	G2186	A2288	C2348	U2432	A2426	G2583
G1465	C1544	G1634	G1717	U1805	C1874	U1962	C2040	G2122	C2187	A2289	U2349	A2433	G2427	C2584
G1466	C1547	C1635	G1718	C1806	C1875	G1963	U2041	G2123	G2188	C2290	U2350	A2434	G2428	U2585
C1467		C1636	U1729	U1812	C1876	C1964	A2042	G2124	C2189	A2291	G2351	A2435	C2429	C2586
C1468		C1637	A1730	A1813	C1877	U1965	C2043	G2125	U2189	A2292	C2352	U2436	C2430	C2587
A1469	A1588	C1638	U1731	G1814	C1878	C1966	A2051	G2126	C2190	A2293	C2353	U2437	A2431	C2588
G1470	G1589	U1639	A1732	G1815	C1879	G1967	A2052	C2127	C2191	A2294	C2354	U2438	A2432	
A1471	G1560	C1640	G1733	A1816	C1880	U1968	G2053	G2128	C2192	A2295	C2355	U2439	A2433	C2591
A1472	G1561	A1641	C1734	G1817	C1881	G1969	A2054	G2129	U2193	A2296	C2356	A2440	A2434	C2592
G1473	G1561	G1642	U1735	G1818	C1882	U1970	C2055	G2130	A2198	A2297	C2357	A2441	A2435	G2593
C1474	C1565	C1646	C1741	U1818	C1883	A1971	G2056	G2131	G2207	A2298	C2358	A2442	G2436	C2594
C1475	A1566	G1647	C1742	U1819	C1884	A1972	A2056	G2132	U2208	A2299	C2359	A2443	U2437	G2595
G1478	A1567	C1648	G1743	U1911	C1885	G1975	A2059	G2133	U2209	A2300	C2360	A2444	U2438	C2596
G1479	G1568	C1649	G1743	A1912	C1886	U1976	A2060	A2134	C2209	A2301	C2361	A2445	A2439	U2597
	A1570	A1651	G1748	G1821	C1887	A1981	A2061	A2135	G2210	A2302	C2362	A2446	A2440	C2598
G1483	G1573	G1653	G1750	G1822	C1888	U1982	A2062	C2136	G2211	A2303	C2363	A2447	A2441	C2599
G1484	C1574	A1654	C1751	G1823	C1889	C1983	A2063	C2137	U2212	A2304	C2364	A2448	A2442	A2600
G1485	G1575	A1655	C1752	G1824	C1890	G1984	G2067	C2138	G2213	A2305	C2365	A2449	A2443	C2601
A1486	C1576	C1657	G1753	G1825	C1891	U1985	U2068	C2139	G2214	A2306	C2366	A2450	A2444	C2602
				G1826	C1892	U1986	U2069	C2140	G2215	A2307	C2367	A2451	A2445	U2604
				G1827	C1893	U1987	G2070	C2141	G2216				A2446	
				G1828	C1894	U1988		C2142	G2217				A2447	
					C1895	U1989		C2143	G2218					

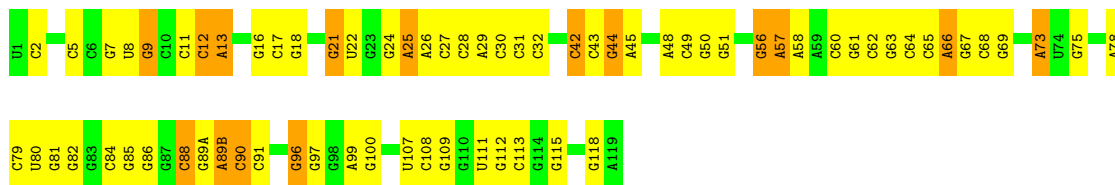




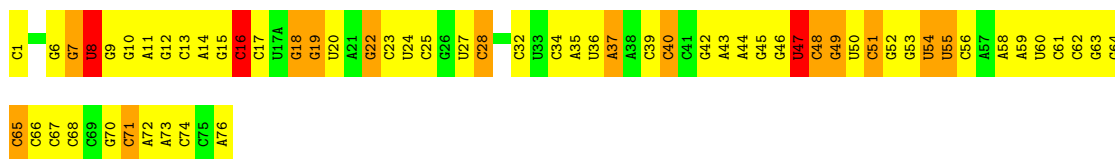
• Molecule 3: 5S ribosomal RNA



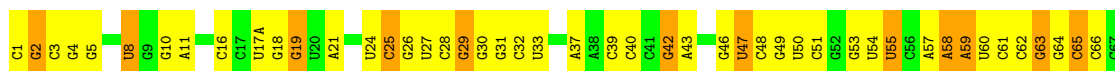
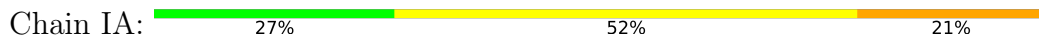
• Molecule 3: 5S ribosomal RNA



• Molecule 4: tRNA

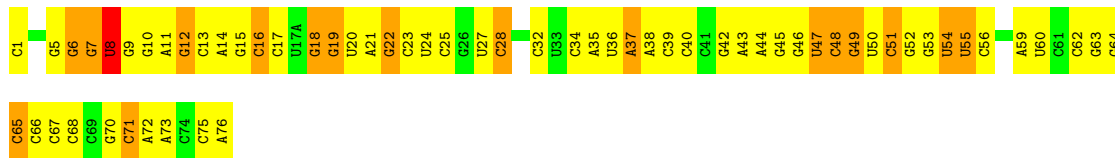


• Molecule 4: tRNA

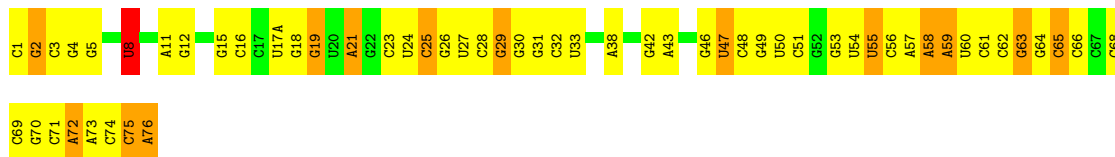




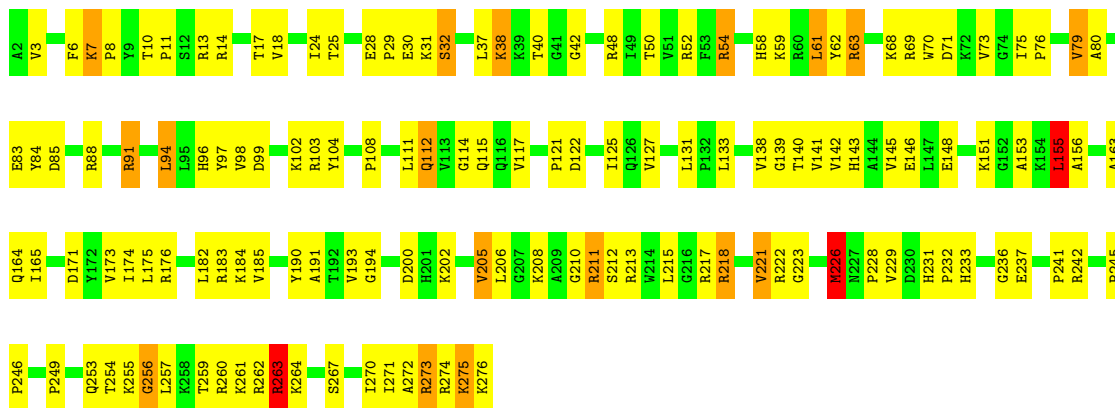
• Molecule 4: tRNA



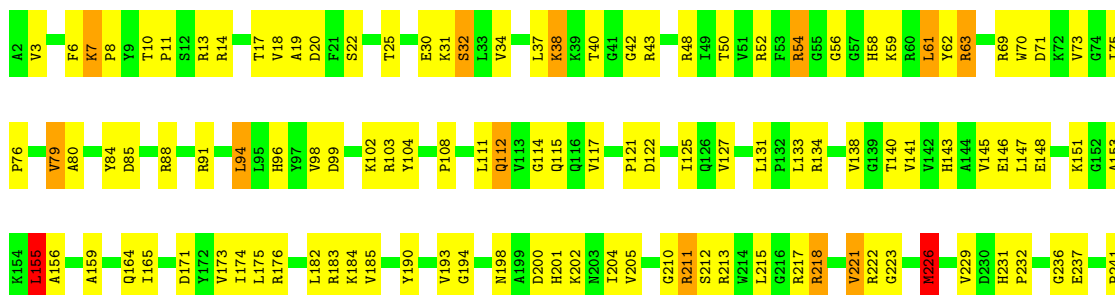
• Molecule 4: tRNA



• Molecule 5: 50S ribosomal protein L2



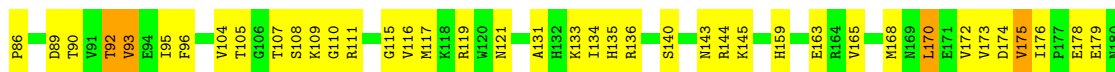
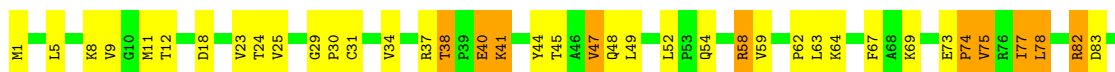
• Molecule 5: 50S ribosomal protein L2





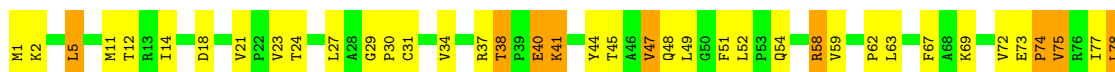
- Molecule 6: 50S ribosomal protein L3

Chain F: 56% 35% 8%



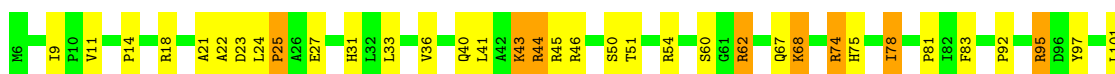
- Molecule 6: 50S ribosomal protein L3

Chain JB: 55% 38% 6%



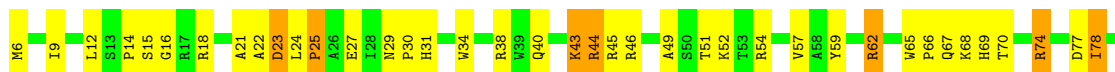
- Molecule 7: 50S ribosomal protein L4

Chain G: 55% 33% 11%

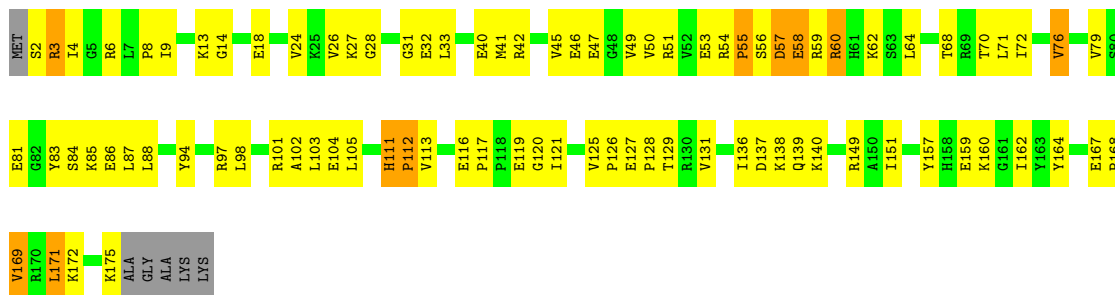


- Molecule 7: 50S ribosomal protein L4

Chain KB: 52% 36% 11%

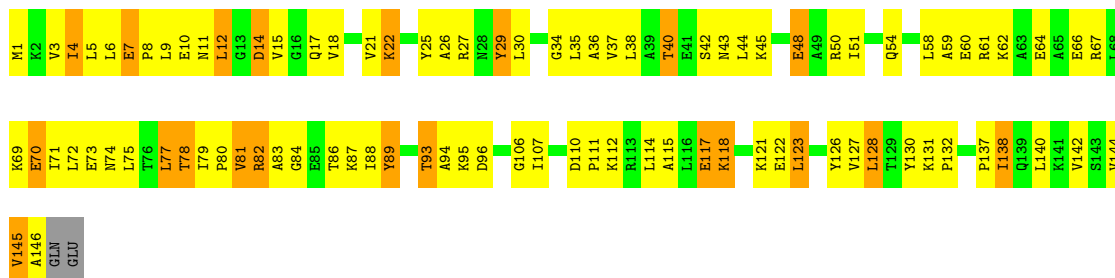






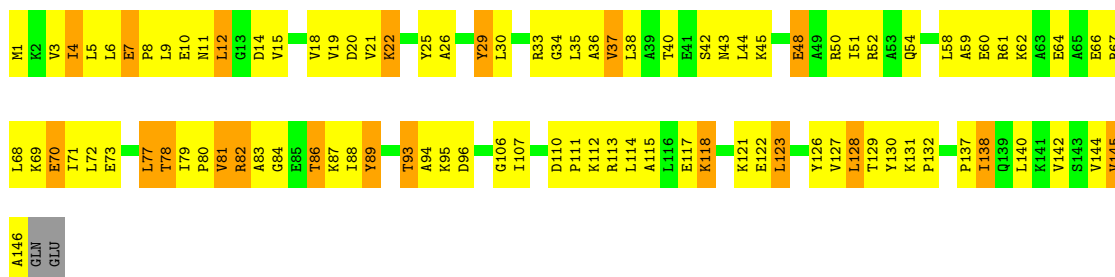
- Molecule 10: 50S ribosomal protein L9

Chain J: 36% 48% 14%



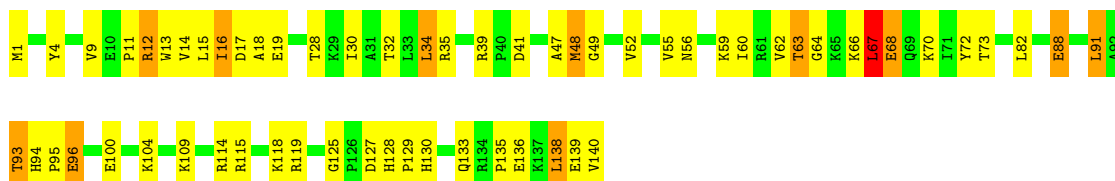
- Molecule 10: 50S ribosomal protein L9

Chain NB: 34% 51% 14%



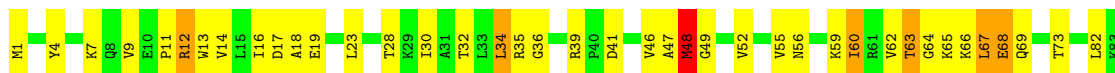
- Molecule 11: 50S ribosomal protein L13

Chain K: 56% 35% 8%



- Molecule 11: 50S ribosomal protein L13

Chain OB: 54% 39% 7%



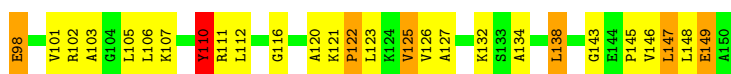
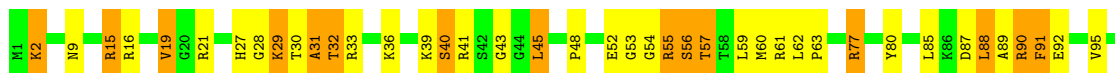
• Molecule 12: 50S ribosomal protein L14



• Molecule 12: 50S ribosomal protein L14



• Molecule 13: 50S ribosomal protein L15

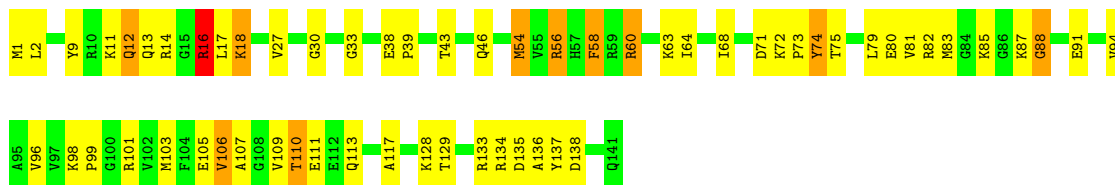


• Molecule 13: 50S ribosomal protein L15



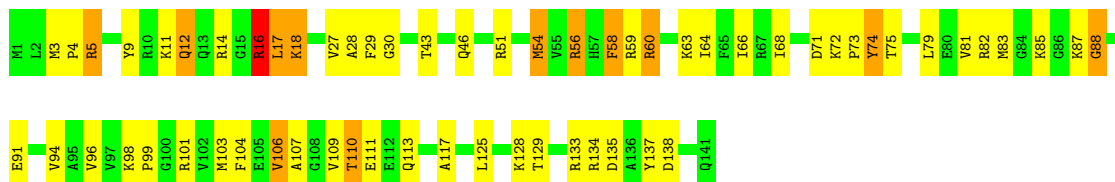
• Molecule 14: 50S ribosomal protein L16





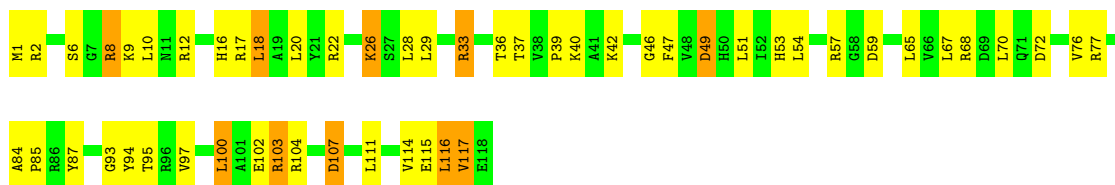
- Molecule 14: 50S ribosomal protein L16

Chain RB: 57% 34% 9%



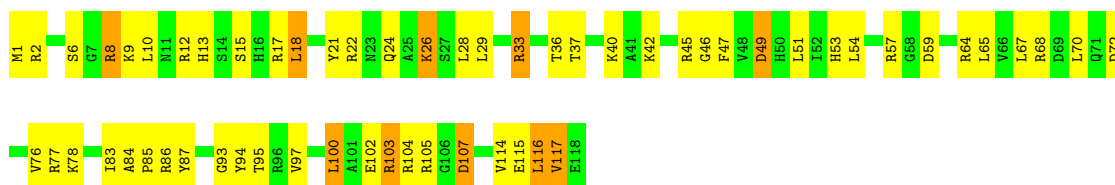
- Molecule 15: 50S ribosomal protein L17

Chain O: 55% 36% 8%



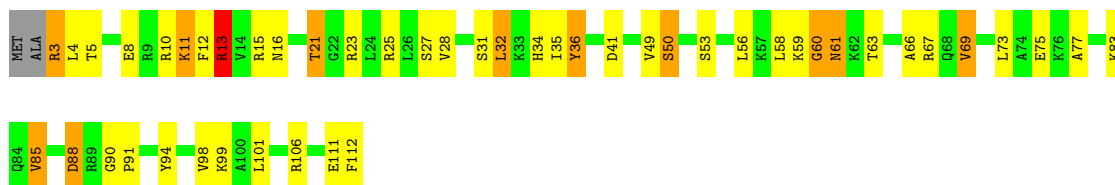
- Molecule 15: 50S ribosomal protein L17

Chain SB: 50% 42% 8%



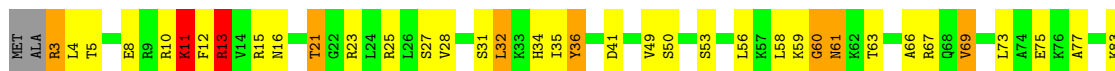
- Molecule 16: 50S ribosomal protein L18

Chain P: 55% 32% 10%

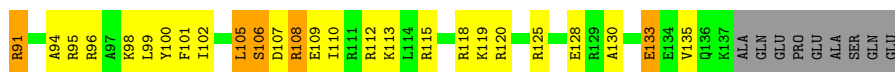
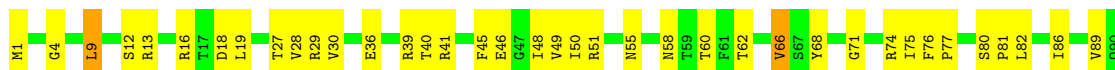


- Molecule 16: 50S ribosomal protein L18

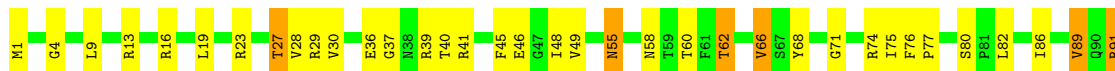
Chain TB: 55% 33% 8%



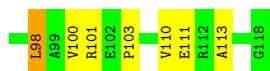
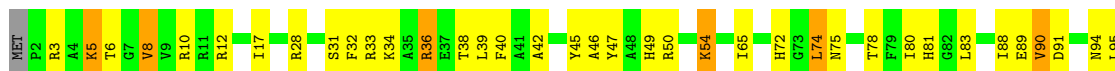
- Molecule 17: 50S ribosomal protein L19



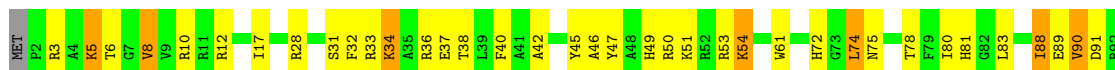
- Molecule 17: 50S ribosomal protein L19



- Molecule 18: 50S ribosomal protein L20



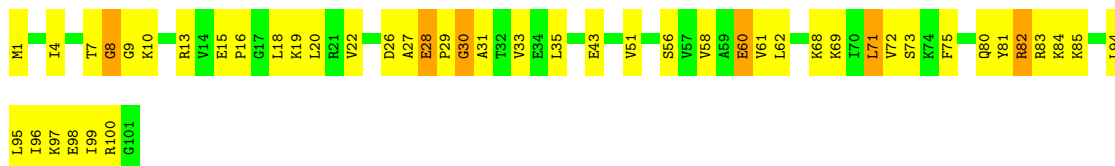
- Molecule 18: 50S ribosomal protein L20



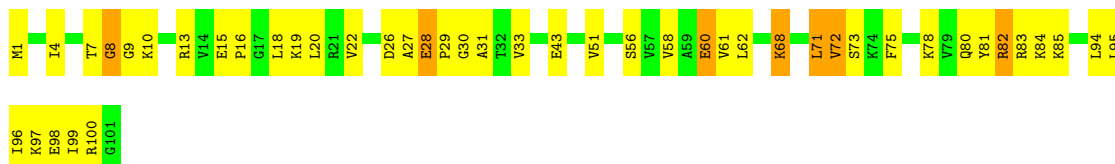
- Molecule 19: 50S ribosomal protein L21



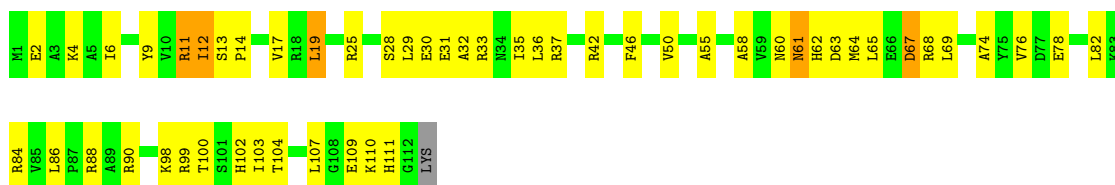




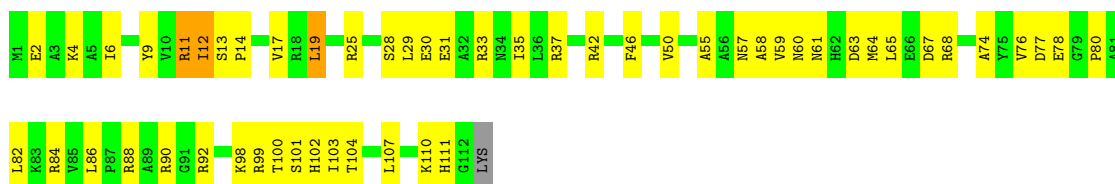
- Molecule 19: 50S ribosomal protein L21



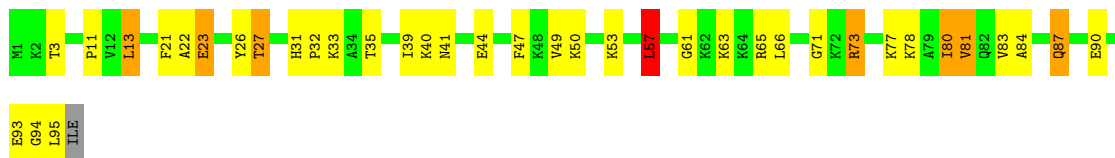
- Molecule 20: 50S ribosomal protein L22



- Molecule 20: 50S ribosomal protein L22

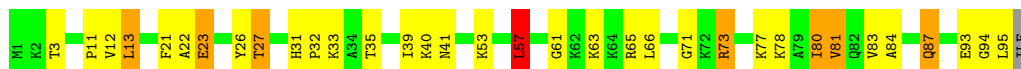


- Molecule 21: 50S ribosomal protein L23

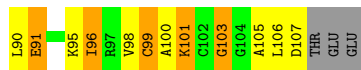



- Molecule 21: 50S ribosomal protein L23

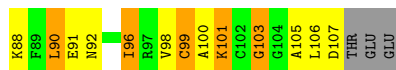
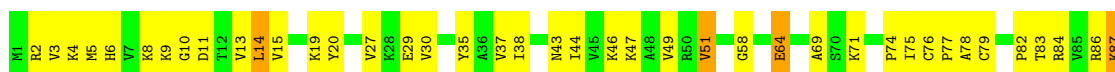




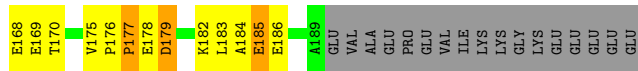
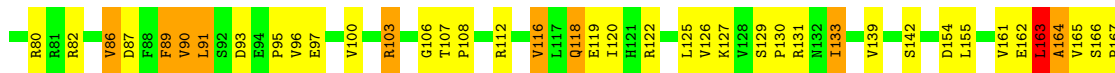
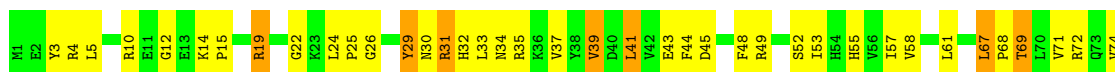
• Molecule 22: 50S ribosomal protein L24



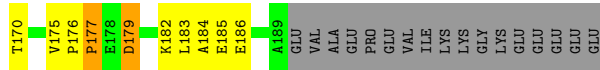

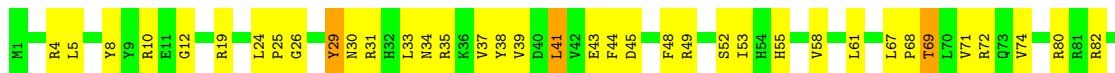
• Molecule 22: 50S ribosomal protein L24




• Molecule 23: 50S ribosomal protein L25




• Molecule 23: 50S ribosomal protein L25



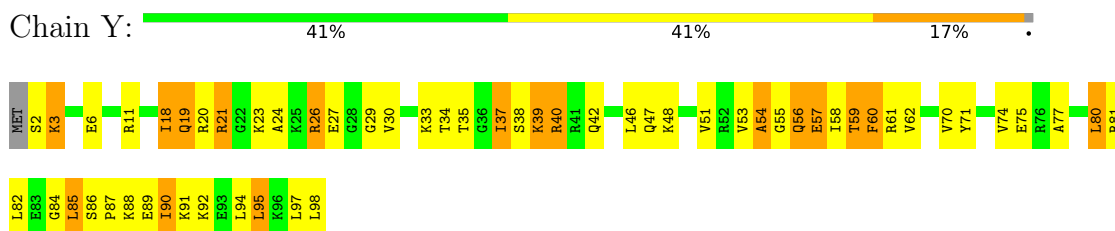
- Molecule 24: 50S ribosomal protein L27



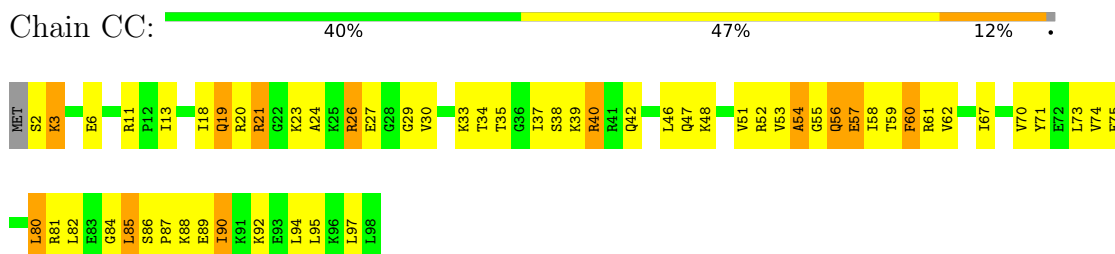
- Molecule 24: 50S ribosomal protein L27



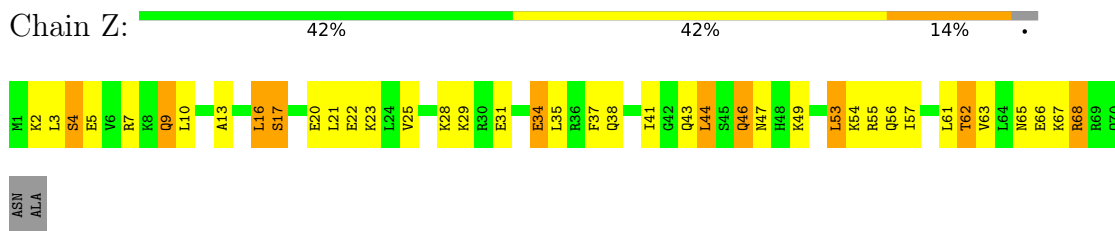
- Molecule 25: 50S ribosomal protein L28



- Molecule 25: 50S ribosomal protein L28




- Molecule 26: 50S ribosomal protein L29



- Molecule 26: 50S ribosomal protein L29

Chain DC:  43% 43% 11%



ALA

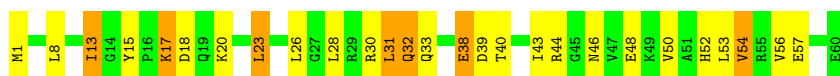
- Molecule 27: 50S ribosomal protein L30

Chain AA:  45% 43% 12%



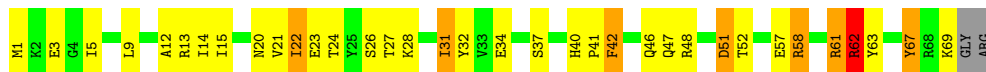
- Molecule 27: 50S ribosomal protein L30

Chain EC:  55% 33% 12%



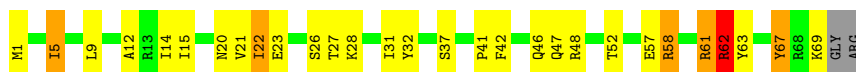
- Molecule 28: 50S ribosomal protein L31

Chain BA:  48% 38% 10%



- Molecule 28: 50S ribosomal protein L31

Chain FC:  56% 32% 7%




- Molecule 29: 50S ribosomal protein L32

Chain CA:  50% 45%



- Molecule 29: 50S ribosomal protein L32

Chain GC:  47% 47% 5%



- Molecule 30: 50S ribosomal protein L33

Chain DA:  39% 48% 11%



- Molecule 30: 50S ribosomal protein L33

Chain HC:  39% 48% 11%



- Molecule 31: 50S ribosomal protein L34

Chain EA:  55% 35% 8%



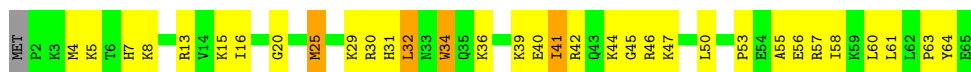
- Molecule 31: 50S ribosomal protein L34

Chain IC:  55% 35% 8%



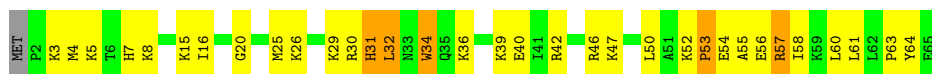
- Molecule 32: 50S ribosomal protein L35

Chain FA:  48% 45% 6%



- Molecule 32: 50S ribosomal protein L35

Chain JC:  48% 43% 8%



- Molecule 33: 50S ribosomal protein L36


Chain GA:  54% 41% 5%



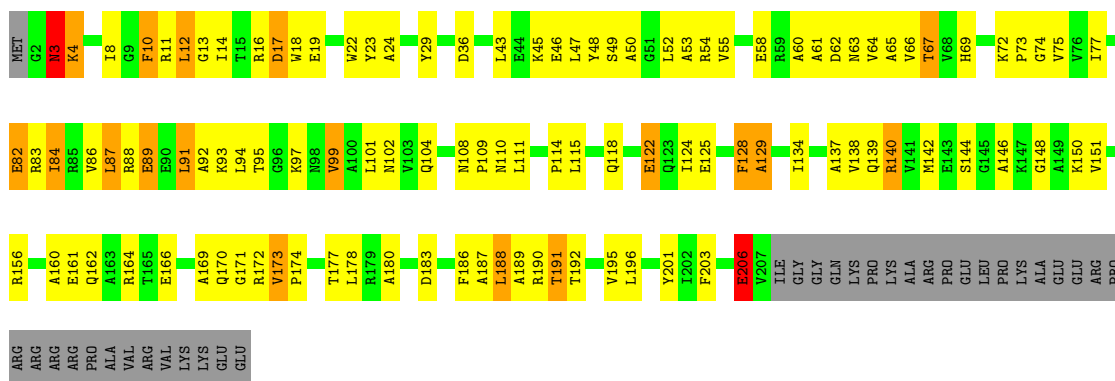
- Molecule 33: 50S ribosomal protein L36



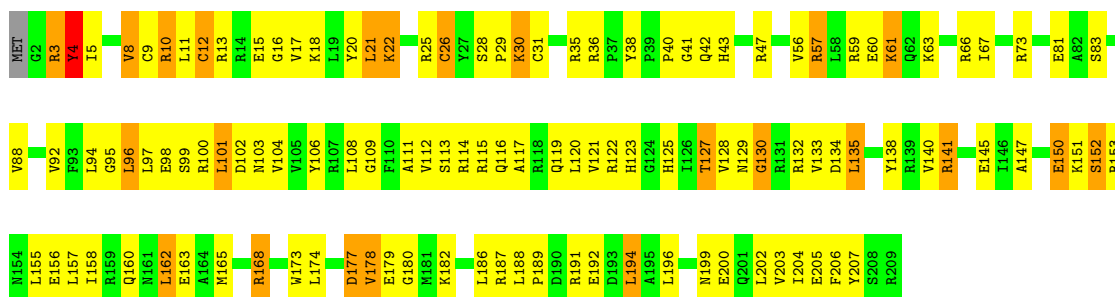




• Molecule 37: 30S ribosomal protein S3




• Molecule 38: 30S ribosomal protein S4




• Molecule 38: 30S ribosomal protein S4








- Molecule 39: 30S ribosomal protein S5



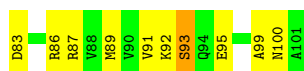
- Molecule 39: 30S ribosomal protein S5



- Molecule 40: 30S ribosomal protein S6

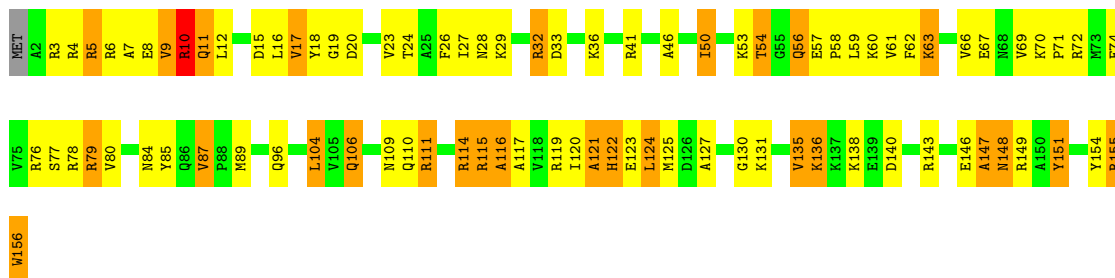


- Molecule 40: 30S ribosomal protein S6



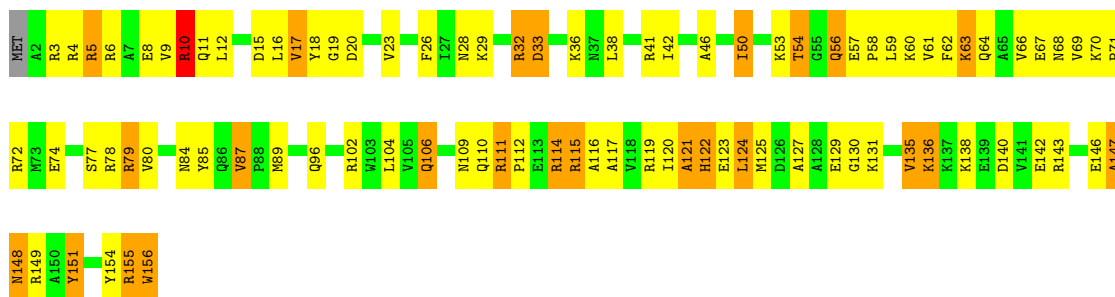
- Molecule 41: 30S ribosomal protein S7





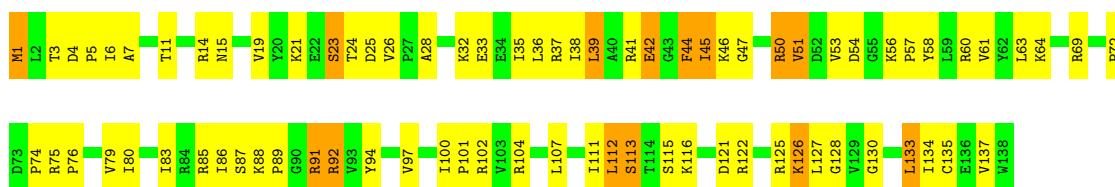
- Molecule 41: 30S ribosomal protein S7

Chain TC: 41% 42% 15% ..



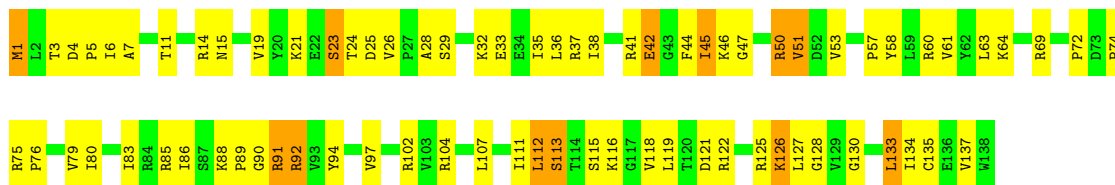
- Molecule 42: 30S ribosomal protein S8

Chain QA: 43% 46% 10%



- Molecule 42: 30S ribosomal protein S8

Chain UC: 45% 46% 9%




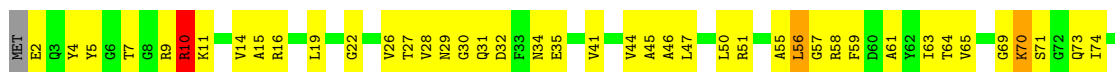
- Molecule 43: 30S ribosomal protein S9

Chain RA: 44% 49% 5% ..





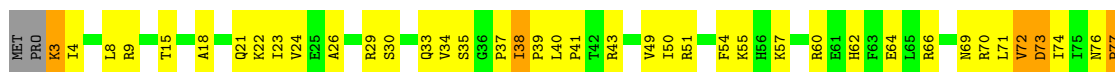
- Molecule 43: 30S ribosomal protein S9



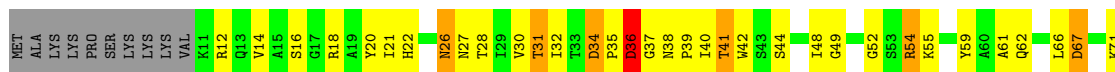
- Molecule 44: 30S ribosomal protein S10



- Molecule 44: 30S ribosomal protein S10



- Molecule 45: 30S ribosomal protein S11

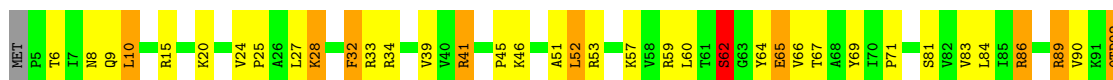


- Molecule 45: 30S ribosomal protein S11

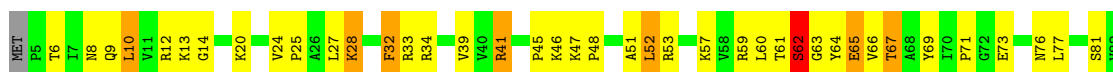




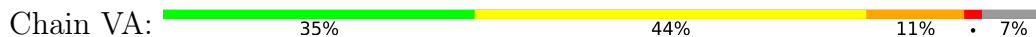
- Molecule 46: 30S ribosomal protein S12



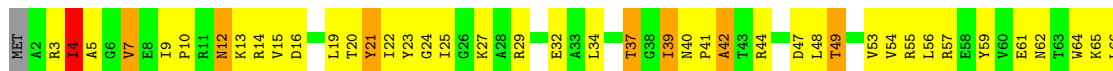
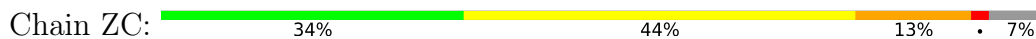
- Molecule 46: 30S ribosomal protein S12



- Molecule 47: 30S ribosomal protein S13



- Molecule 47: 30S ribosomal protein S13



- Molecule 48: 30S ribosomal protein S14 type Z

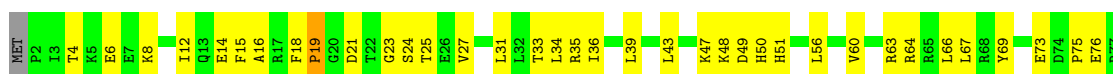




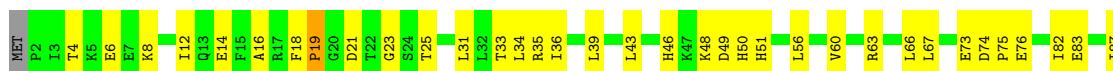
- Molecule 48: 30S ribosomal protein S14 type Z



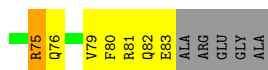
- Molecule 49: 30S ribosomal protein S15




- Molecule 49: 30S ribosomal protein S15



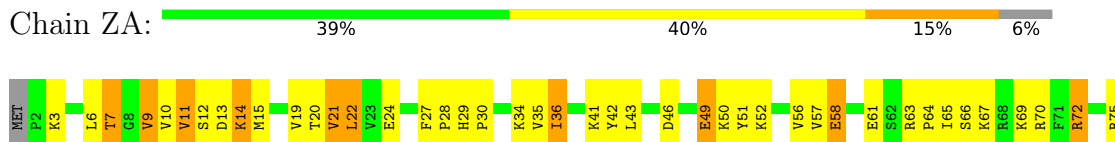
- Molecule 50: 30S ribosomal protein S16



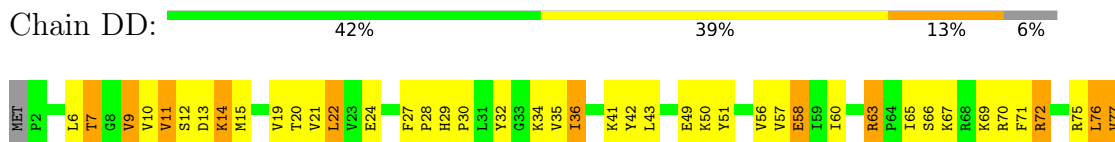
- Molecule 50: 30S ribosomal protein S16



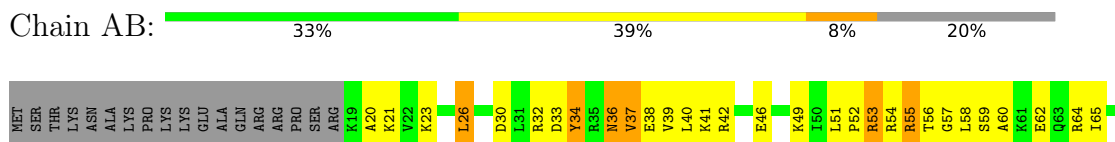
- Molecule 51: 30S ribosomal protein S17



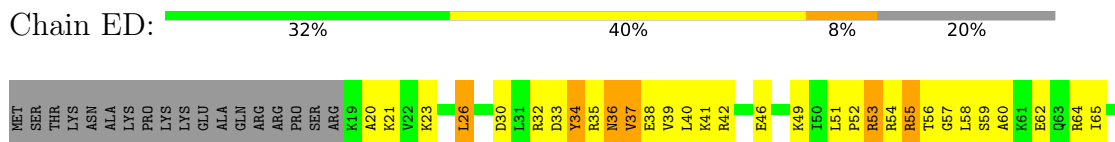
- Molecule 51: 30S ribosomal protein S17



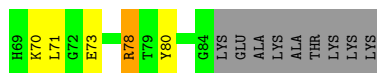
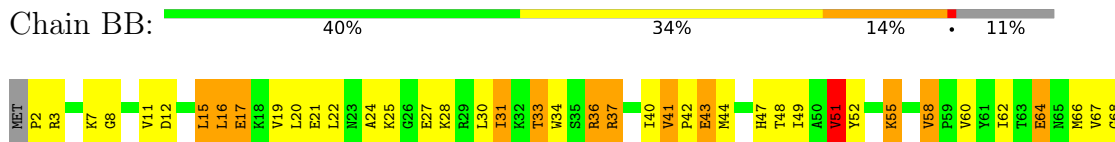
- Molecule 52: 30S ribosomal protein S18



- Molecule 52: 30S ribosomal protein S18

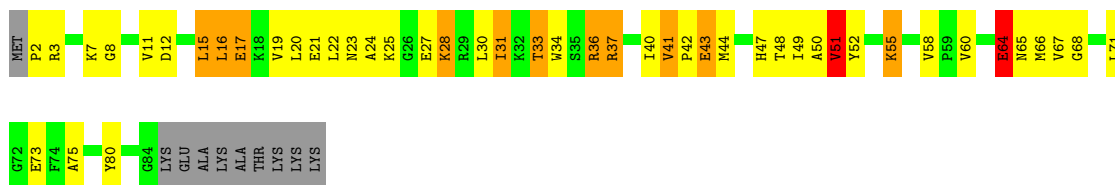


- Molecule 53: 30S ribosomal protein S19



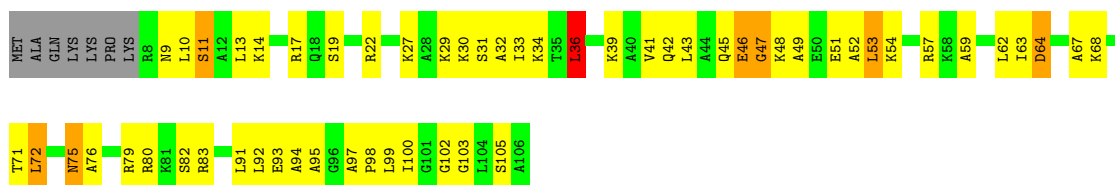
- Molecule 53: 30S ribosomal protein S19

Chain FD:  39% 37% 12% 11%



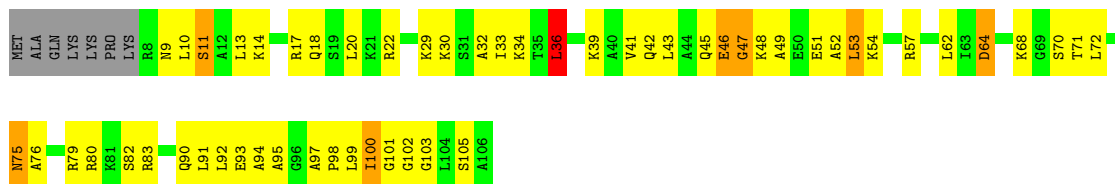
- Molecule 54: 30S ribosomal protein S20

Chain CB:  41% 45% 7% 7%

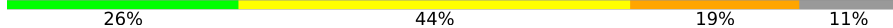



- Molecule 54: 30S ribosomal protein S20

Chain GD:  42% 44% 7% 7%




- Molecule 55: 30S ribosomal protein Thx

Chain DB:  26% 44% 19% 11%



- Molecule 55: 30S ribosomal protein Thx

Chain HD:  26% 48% 15% 11%



## 4 Data and refinement statistics

Property	Value	Source
Space group	P 21 21 21	Depositor
Cell constants a, b, c, $\alpha$ , $\beta$ , $\gamma$	211.85Å 452.54Å 624.45Å 90.00° 90.00° 90.00°	Depositor
Resolution (Å)	50.00 – 3.40 87.52 – 3.40	Depositor EDS
% Data completeness (in resolution range)	99.9 (50.00-3.40) 99.9 (87.52-3.40)	Depositor EDS
$R_{merge}$	(Not available)	Depositor
$R_{sym}$	(Not available)	Depositor
$\langle I/\sigma(I) \rangle$ <sup>1</sup>	1.32 (at 3.41Å)	Xtriage
Refinement program	PHENIX	Depositor
R, $R_{free}$	(Not available) , (Not available) 0.261 , 0.296	Depositor DCC
$R_{free}$ test set	16277 reflections (2.00%)	wwPDB-VP
Wilson B-factor (Å <sup>2</sup> )	100.4	Xtriage
Anisotropy	0.211	Xtriage
Bulk solvent $k_{sol}$ (e/Å <sup>3</sup> ), $B_{sol}$ (Å <sup>2</sup> )	0.26 , 62.3	EDS
L-test for twinning <sup>2</sup>	$\langle  L  \rangle = 0.38$ , $\langle L^2 \rangle = 0.21$	Xtriage
Estimated twinning fraction	No twinning to report.	Xtriage
$F_o, F_c$ correlation	0.89	EDS
Total number of atoms	299841	wwPDB-VP
Average B, all atoms (Å <sup>2</sup> )	108.0	wwPDB-VP

Xtriage's analysis on translational NCS is as follows: *The largest off-origin peak in the Patterson function is 1.57% of the height of the origin peak. No significant pseudotranslation is detected.*

<sup>1</sup>Intensities estimated from amplitudes.

<sup>2</sup>Theoretical values of  $\langle |L| \rangle$ ,  $\langle L^2 \rangle$  for acentric reflections are 0.5, 0.333 respectively for untwinned datasets, and 0.375, 0.2 for perfectly twinned datasets.



## 5 Model quality i

### 5.1 Standard geometry i

Bond lengths and bond angles in the following residue types are not validated in this section: 4OC, MA6, UR3, BLS, OMG, 2MG, 2MA, 5MU, 7MG, 0TD, 2MU, ZN, MG, 4SU, 5MC, M2G, PSU

The Z score for a bond length (or angle) is the number of standard deviations the observed value is removed from the expected value. A bond length (or angle) with  $|Z| > 5$  is considered an outlier worth inspection. RMSZ is the root-mean-square of all Z scores of the bond lengths (or angles).

Mol	Chain	Bond lengths		Bond angles	
		RMSZ	# $ Z  > 5$	RMSZ	# $ Z  > 5$
1	A	0.56	0/35961	1.08	64/56125 (0.1%)
1	EB	0.59	0/35961	1.11	67/56125 (0.1%)
2	B	0.90	35/69214 (0.1%)	1.38	667/108048 (0.6%)
2	FB	0.77	20/69214 (0.0%)	1.28	431/108048 (0.4%)
3	C	0.61	0/2881	1.13	3/4494 (0.1%)
3	GB	0.57	0/2881	1.09	1/4494 (0.0%)
4	D	0.43	0/1744	1.04	7/2719 (0.3%)
4	HB	0.43	0/1744	1.04	8/2719 (0.3%)
4	IA	0.53	0/1744	1.04	0/2719
4	MC	0.51	0/1744	1.03	0/2719
5	E	0.71	3/2195 (0.1%)	0.74	2/2955 (0.1%)
5	IB	0.65	2/2195 (0.1%)	0.73	1/2955 (0.0%)
6	F	0.61	1/1596 (0.1%)	0.65	0/2153
6	JB	0.55	2/1596 (0.1%)	0.62	0/2153
7	G	0.63	0/1621	0.66	0/2194
7	KB	0.55	0/1621	0.64	0/2194
8	H	0.36	0/1496	0.58	0/2013
8	LB	0.35	0/1496	0.57	0/2013
9	I	0.49	0/1356	0.58	0/1834
9	MB	0.36	0/1356	0.54	0/1834
10	J	0.44	0/1152	0.62	0/1559
10	NB	0.41	0/1152	0.60	0/1559
11	K	0.54	0/1148	0.64	0/1547
11	OB	0.44	0/1148	0.61	0/1547
12	L	0.65	0/942	0.64	0/1268
12	PB	0.56	0/942	0.64	0/1268
13	M	0.56	0/1162	0.72	0/1544
13	QB	0.51	0/1162	0.69	0/1544
14	N	0.57	0/1142	0.65	0/1525
14	RB	0.51	0/1142	0.63	0/1525
15	O	0.55	0/982	0.68	0/1312

Mol	Chain	Bond lengths		Bond angles	
		RMSZ	# Z  >5	RMSZ	# Z  >5
15	SB	0.51	0/982	0.65	0/1312
16	P	0.38	0/887	0.56	0/1180
16	TB	0.38	0/887	0.56	0/1180
17	Q	0.52	0/1157	0.62	0/1544
17	UB	0.50	0/1157	0.61	0/1544
18	R	0.63	0/982	0.63	0/1306
18	VB	0.51	0/982	0.60	0/1306
19	S	0.61	0/790	0.66	0/1057
19	WB	0.55	0/790	0.65	0/1057
20	T	0.67	0/901	0.67	0/1209
20	XB	0.58	0/901	0.62	0/1209
21	U	0.64	0/764	0.72	1/1025 (0.1%)
21	YB	0.57	0/764	0.69	1/1025 (0.1%)
22	V	0.57	0/827	0.66	0/1103
22	ZB	0.49	0/827	0.63	0/1103
23	AC	0.44	0/1527	0.55	0/2073
23	W	0.50	0/1527	0.57	0/2073
24	BC	0.51	0/671	0.69	0/892
24	X	0.53	0/671	0.70	0/892
25	CC	0.55	0/768	0.64	0/1021
25	Y	0.58	0/768	0.69	0/1021
26	DC	0.51	0/594	0.59	0/785
26	Z	0.63	0/594	0.64	0/785
27	AA	0.56	0/482	0.61	0/646
27	EC	0.52	0/482	0.60	0/646
28	BA	0.33	0/565	0.51	0/761
28	FC	0.34	0/565	0.50	0/761
29	CA	0.58	0/474	0.64	0/640
29	GC	0.47	0/474	0.61	0/640
30	DA	0.35	0/460	0.52	0/613
30	HC	0.33	0/460	0.51	0/613
31	EA	0.67	0/426	0.80	0/561
31	IC	0.60	0/426	0.71	0/561
32	FA	0.56	0/525	0.60	0/691
32	JC	0.54	0/525	0.60	0/691
33	GA	0.50	0/310	0.57	0/407
33	KC	0.46	0/310	0.54	0/407
34	HA	0.72	0/247	1.07	0/382
34	LC	0.74	0/247	1.04	0/382
35	JA	0.44	0/2037	0.61	0/2746
35	NC	0.41	0/2037	0.61	0/2746
36	KA	0.44	2/1935 (0.1%)	0.55	0/2609
36	OC	0.46	2/1935 (0.1%)	0.56	0/2609

Mol	Chain	Bond lengths		Bond angles	
		RMSZ	# Z  >5	RMSZ	# Z  >5
37	LA	0.35	0/1636	0.55	0/2205
37	PC	0.38	0/1636	0.56	0/2205
38	MA	0.40	0/1733	0.57	0/2318
38	QC	0.48	0/1733	0.59	0/2318
39	NA	0.43	0/1171	0.59	0/1576
39	RC	0.48	0/1171	0.62	0/1576
40	OA	0.49	0/856	0.59	0/1154
40	SC	0.46	0/856	0.59	0/1154
41	PA	0.35	0/1276	0.51	0/1709
41	TC	0.33	0/1276	0.50	0/1709
42	QA	0.38	0/1136	0.57	0/1527
42	UC	0.42	0/1136	0.60	0/1527
43	RA	0.32	0/1029	0.57	0/1378
43	VC	0.34	0/1029	0.58	0/1378
44	SA	0.33	0/807	0.54	0/1085
44	WC	0.34	0/807	0.55	0/1085
45	TA	0.44	0/879	0.61	0/1187
45	XC	0.43	0/879	0.62	0/1187
46	UA	0.48	0/963	0.62	0/1287
46	YC	0.50	0/963	0.63	0/1287
47	VA	0.32	0/943	0.58	0/1265
47	ZC	0.34	0/943	0.58	0/1265
48	AD	0.38	0/501	0.53	0/664
48	WA	0.38	0/501	0.52	0/664
49	BD	0.47	0/745	0.55	0/992
49	XA	0.46	0/745	0.56	0/992
50	CD	0.42	0/716	0.56	0/963
50	YA	0.38	0/716	0.53	0/963
51	DD	0.51	0/836	0.57	0/1117
51	ZA	0.46	0/836	0.56	0/1117
52	AB	0.43	0/579	0.55	0/768
52	ED	0.44	0/579	0.54	0/768
53	BB	0.34	0/680	0.57	0/915
53	FD	0.33	0/680	0.56	0/915
54	CB	0.36	0/764	0.56	0/1006
54	GD	0.42	0/764	0.59	0/1006
55	DB	0.35	0/212	0.54	0/277
55	HD	0.32	0/212	0.52	0/277
All	All	0.68	67/322254 (0.0%)	1.11	1253/481306 (0.3%)

Chiral center outliers are detected by calculating the chiral volume of a chiral center and verifying if the center is modelled as a planar moiety or with the opposite hand. A planarity outlier is detected by checking planarity of atoms in a peptide group, atoms in a mainchain group or atoms of a

sidechain that are expected to be planar.

Mol	Chain	#Chirality outliers	#Planarity outliers
24	BC	0	1
24	X	0	1
38	MA	0	1
38	QC	0	1
All	All	0	4

All (67) bond length outliers are listed below:

Mol	Chain	Res	Type	Atoms	Z	Observed(Å)	Ideal(Å)
2	B	945	A	N9-C4	12.76	1.45	1.37
2	B	1762	A	N9-C4	11.81	1.45	1.37
2	FB	945	A	N9-C4	11.72	1.44	1.37
2	B	945	A	C5-C6	10.43	1.50	1.41
2	FB	1762	A	N9-C4	10.17	1.44	1.37
2	B	1142(B)	A	N9-C4	-9.48	1.32	1.37
2	FB	1142(B)	A	N9-C4	-9.22	1.32	1.37
2	B	945	A	N7-C5	8.42	1.44	1.39
36	OC	135	GLN	CD-NE2	-7.92	1.13	1.32
2	B	2593	U	C4-O4	7.78	1.29	1.23
36	KA	135	GLN	CD-NE2	-7.70	1.13	1.32
36	KA	135	GLN	CD-OE1	-7.20	1.08	1.24
5	E	237	GLU	CG-CD	7.09	1.62	1.51
6	JB	143	ASN	CG-OD1	-6.99	1.08	1.24
2	B	945	A	N3-C4	6.96	1.39	1.34
2	B	2271	G	C6-O6	6.90	1.30	1.24
36	OC	135	GLN	CD-OE1	-6.74	1.09	1.24
6	F	143	ASN	CG-OD1	-6.67	1.09	1.24
2	B	750	A	N3-C4	-6.46	1.30	1.34
5	E	237	GLU	CB-CG	6.45	1.64	1.52
2	B	2593	U	C2-N3	6.33	1.42	1.37
2	B	390	A	N9-C4	-6.26	1.34	1.37
5	IB	237	GLU	CG-CD	6.17	1.61	1.51
2	FB	2593	U	C4-O4	6.17	1.28	1.23
2	B	2602	A	N9-C4	6.17	1.41	1.37
2	B	190	A	N9-C4	-6.14	1.34	1.37
5	IB	237	GLU	CB-CG	6.12	1.63	1.52
2	B	1021	A	N9-C4	-6.01	1.34	1.37
2	FB	1762	A	N3-C4	5.97	1.38	1.34
2	FB	2287	A	N9-C4	-5.95	1.34	1.37
2	B	750	A	N9-C4	-5.94	1.34	1.37
2	B	2602	A	N3-C4	5.92	1.38	1.34
2	B	1938	A	N9-C4	-5.91	1.34	1.37

*Continued on next page...*

*Continued from previous page...*

Mol	Chain	Res	Type	Atoms	Z	Observed(Å)	Ideal(Å)
2	FB	2542	A	N9-C4	-5.91	1.34	1.37
2	FB	394	A	N9-C4	-5.89	1.34	1.37
2	B	677	A	N9-C4	-5.87	1.34	1.37
2	FB	2060	A	N9-C4	-5.85	1.34	1.37
2	B	528	A	N9-C4	-5.84	1.34	1.37
2	B	2245	U	C4-O4	5.77	1.28	1.23
2	B	2577	A	C6-N1	-5.76	1.31	1.35
2	B	330	A	N3-C4	-5.76	1.31	1.34
2	FB	548	A	N9-C4	5.75	1.41	1.37
2	B	466	A	N7-C5	-5.66	1.35	1.39
2	B	1251	C	N1-C6	-5.60	1.33	1.37
2	FB	945	A	N3-C4	5.58	1.38	1.34
2	B	1762	A	N3-C4	5.53	1.38	1.34
2	FB	1247	A	N9-C4	-5.47	1.34	1.37
2	B	1247	A	N9-C4	-5.47	1.34	1.37
2	B	330	A	N9-C4	-5.41	1.34	1.37
6	JB	143	ASN	CG-ND2	-5.39	1.19	1.32
2	B	1785	A	N9-C4	-5.37	1.34	1.37
2	FB	1762	A	C5-C6	5.35	1.45	1.41
2	FB	2629	A	N9-C4	5.32	1.41	1.37
2	FB	2602	A	N9-C4	5.32	1.41	1.37
2	FB	528	A	N9-C4	-5.31	1.34	1.37
2	FB	586	A	N9-C4	-5.26	1.34	1.37
2	B	2287	A	N9-C4	-5.26	1.34	1.37
2	B	73	A	N3-C4	-5.25	1.31	1.34
2	B	251	A	N7-C5	-5.25	1.36	1.39
2	B	270(A)	A	N9-C4	-5.22	1.34	1.37
2	B	2249	U	C4-O4	5.18	1.27	1.23
2	FB	1762	A	C5-C4	5.16	1.42	1.38
2	B	465	G	N7-C5	-5.13	1.36	1.39
2	FB	1960	A	N9-C4	-5.06	1.34	1.37
2	FB	2060	A	N3-C4	-5.06	1.31	1.34
5	E	28	GLU	CG-CD	5.03	1.59	1.51
2	B	793	A	N9-C4	-5.00	1.34	1.37

All (1253) bond angle outliers are listed below:

Mol	Chain	Res	Type	Atoms	Z	Observed(°)	Ideal(°)
2	B	945	A	C2-N3-C4	21.30	121.25	110.60
2	FB	945	A	C2-N3-C4	17.33	119.27	110.60
2	B	945	A	C5-C6-N1	16.78	126.09	117.70
2	B	945	A	N1-C6-N6	-15.09	109.55	118.60

*Continued on next page...*

*Continued from previous page...*

Mol	Chain	Res	Type	Atoms	Z	Observed(°)	Ideal(°)
2	FB	945	A	C5-C6-N1	15.07	125.23	117.70
2	B	945	A	N3-C4-C5	-13.56	117.31	126.80
2	B	2593	U	N3-C4-C5	-13.48	106.51	114.60
2	FB	945	A	N1-C6-N6	-13.11	110.73	118.60
2	FB	2593	U	N3-C4-C5	-12.96	106.82	114.60
2	B	945	A	C6-N1-C2	-12.23	111.26	118.60
2	FB	2593	U	C6-N1-C2	-11.71	113.97	121.00
2	B	570	G	C5-C6-N1	-11.21	105.90	111.50
2	B	450	G	C5-C6-N1	-10.99	106.00	111.50
2	FB	945	A	N3-C4-C5	-10.94	119.14	126.80
2	B	1671	U	N3-C4-O4	10.58	126.80	119.40
2	B	2033	A	O5'-P-OP2	-10.50	96.25	105.70
2	B	2593	U	C6-N1-C2	-10.43	114.74	121.00
2	B	2271	G	C5-C6-N1	-10.35	106.32	111.50
2	B	528	A	C2-N3-C4	-10.35	105.43	110.60
1	EB	1452	C	C6-N1-C2	-10.07	116.27	120.30
2	B	570	G	C4-C5-N7	-9.84	106.86	110.80
2	FB	1828	G	N9-C4-C5	9.72	109.29	105.40
2	B	1828	G	N9-C4-C5	9.60	109.24	105.40
2	B	2685	G	C5-C6-N1	-9.55	106.72	111.50
2	FB	1828	G	C8-N9-C4	-9.49	102.60	106.40
2	B	2593	U	N3-C4-O4	9.45	126.02	119.40
2	B	1043	C	N1-C2-O2	9.34	124.50	118.90
1	EB	754	C	N1-C2-O2	9.31	124.49	118.90
2	B	1309	G	N1-C6-O6	9.30	125.48	119.90
1	A	754	C	C2-N1-C1'	9.19	128.91	118.80
2	B	1790	C	C5-C4-N4	9.18	126.62	120.20
2	FB	1828	G	C5-C6-O6	9.14	134.08	128.60
2	B	1602	U	N3-C4-C5	-9.04	109.17	114.60
2	B	2447	G	N1-C6-O6	8.97	125.28	119.90
2	FB	528	A	C2-N3-C4	-8.94	106.13	110.60
1	A	754	C	N1-C2-O2	8.91	124.25	118.90
2	B	397	G	N1-C6-O6	8.90	125.24	119.90
2	B	1828	G	C8-N9-C4	-8.89	102.84	106.40
2	FB	495	G	N1-C6-O6	8.89	125.23	119.90
2	B	945	A	C4-C5-N7	-8.88	106.26	110.70
2	B	570	G	C5-C6-O6	8.82	133.89	128.60
1	EB	754	C	C2-N1-C1'	8.75	128.42	118.80
2	B	1043	C	N3-C2-O2	-8.74	115.78	121.90
2	B	1828	G	C5-C6-O6	8.73	133.84	128.60
2	B	2838	G	N1-C6-O6	8.70	125.12	119.90
2	FB	1043	C	N1-C2-O2	8.65	124.09	118.90

*Continued on next page...*

*Continued from previous page...*

Mol	Chain	Res	Type	Atoms	Z	Observed(°)	Ideal(°)
2	B	568	U	N3-C4-C5	-8.62	109.43	114.60
2	B	1614	A	O5'-P-OP2	-8.54	98.02	105.70
2	B	1762	A	C8-N9-C4	-8.54	102.39	105.80
2	FB	929	G	N1-C6-O6	8.53	125.02	119.90
2	B	1671	U	N3-C4-C5	-8.51	109.49	114.60
2	B	450	G	C4-C5-C6	8.51	123.90	118.80
2	FB	1965	C	C6-N1-C2	8.48	123.69	120.30
2	FB	1790	C	C5-C4-N4	8.48	126.14	120.20
2	FB	1838	C	C6-N1-C2	8.48	123.69	120.30
2	B	1828	G	C4-C5-N7	-8.47	107.41	110.80
2	B	929	G	N1-C6-O6	8.46	124.98	119.90
2	FB	2249	U	N3-C4-C5	-8.44	109.54	114.60
2	B	2581	G	C8-N9-C4	-8.43	103.03	106.40
2	B	945	A	C6-C5-N7	8.42	138.19	132.30
2	FB	663	G	N1-C6-O6	8.41	124.94	119.90
2	B	1762	A	C2-N3-C4	8.36	114.78	110.60
2	B	2574	G	N1-C6-O6	8.35	124.91	119.90
2	FB	945	A	C6-N1-C2	-8.35	113.59	118.60
2	FB	570	G	C5-C6-N1	-8.29	107.36	111.50
2	FB	1762	A	C8-N9-C4	-8.20	102.52	105.80
2	B	2594	C	C6-N1-C2	-8.16	117.03	120.30
2	FB	945	A	C8-N9-C4	-8.15	102.54	105.80
2	B	945	A	N9-C4-C5	8.13	109.05	105.80
2	B	559	G	C5-C6-N1	-8.10	107.45	111.50
2	FB	379	G	N1-C6-O6	8.09	124.75	119.90
2	B	2235	G	C8-N9-C4	-8.07	103.17	106.40
2	B	1940	U	N3-C4-C5	-8.06	109.76	114.60
2	FB	2505	G	C4-C5-N7	-8.04	107.58	110.80
2	FB	1828	G	C4-C5-N7	-8.03	107.59	110.80
2	B	597	U	C5-C4-O4	8.02	130.71	125.90
2	B	1394	U	C5-C6-N1	8.01	126.70	122.70
2	B	1142(B)	A	C2-N3-C4	-7.97	106.61	110.60
2	B	527	C	C2-N1-C1'	7.95	127.54	118.80
2	B	2593	U	N1-C2-O2	-7.92	117.26	122.80
2	B	945	A	C5-N7-C8	7.91	107.86	103.90
2	B	1838	C	C6-N1-C2	7.89	123.46	120.30
2	FB	1043	C	N3-C2-O2	-7.86	116.40	121.90
2	FB	1671	U	N3-C4-C5	-7.83	109.90	114.60
2	B	2556	C	N1-C2-O2	7.82	123.59	118.90
2	FB	445	C	C6-N1-C2	-7.81	117.17	120.30
2	FB	1309	G	N1-C6-O6	7.80	124.58	119.90
2	B	1202	C	N1-C2-O2	-7.79	114.22	118.90

*Continued on next page...*

*Continued from previous page...*

Mol	Chain	Res	Type	Atoms	Z	Observed(°)	Ideal(°)
2	FB	2447	G	N1-C6-O6	7.79	124.58	119.90
2	B	945	A	N3-C4-N9	7.79	133.63	127.40
2	FB	1697	G	N1-C6-O6	7.78	124.57	119.90
2	FB	1671	U	N3-C4-O4	7.77	124.84	119.40
2	B	1698	A	C8-N9-C4	-7.76	102.70	105.80
2	B	1790	C	O4'-C1'-N1	7.75	114.40	108.20
1	A	86	U	C2-N1-C1'	7.75	127.00	117.70
2	FB	2502	G	C6-C5-N7	-7.73	125.76	130.40
2	FB	450	G	C5-C6-N1	-7.71	107.64	111.50
2	FB	1187	G	C5-C6-N1	-7.65	107.68	111.50
2	B	62	C	C6-N1-C2	7.64	123.36	120.30
2	FB	1615	C	N3-C2-O2	7.63	127.24	121.90
2	B	128	C	C6-N1-C2	7.62	123.35	120.30
2	FB	597	U	C2-N1-C1'	-7.61	108.57	117.70
2	FB	154(A)	C	C6-N1-C2	-7.59	117.26	120.30
2	B	1386	C	C6-N1-C2	-7.57	117.27	120.30
2	B	1841	U	N3-C4-C5	-7.57	110.06	114.60
2	B	751	A	O5'-P-OP2	-7.55	98.90	105.70
2	B	1607	C	N1-C2-O2	7.53	123.42	118.90
2	FB	450	G	C4-C5-C6	7.53	123.32	118.80
2	FB	2593	U	N3-C4-O4	7.53	124.67	119.40
2	B	526	A	C8-N9-C4	-7.51	102.80	105.80
2	B	2570	G	C5-C6-N1	-7.51	107.75	111.50
1	EB	699	C	C6-N1-C2	-7.50	117.30	120.30
2	B	2570	G	N3-C2-N2	-7.50	114.65	119.90
2	FB	1043	C	C2-N1-C1'	7.49	127.04	118.80
2	B	1021	A	C5-N7-C8	-7.49	100.16	103.90
2	FB	2602	A	OP1-P-O3'	7.48	121.66	105.20
1	EB	86	U	C2-N1-C1'	7.47	126.66	117.70
2	FB	945	A	N9-C4-C5	7.47	108.79	105.80
2	B	548	A	C8-N9-C4	-7.47	102.81	105.80
2	FB	2593	U	C5-C6-N1	7.46	126.43	122.70
2	B	2502	G	C6-C5-N7	-7.45	125.93	130.40
2	B	2602	A	OP1-P-O3'	7.45	121.58	105.20
2	B	330	A	C2-N3-C4	-7.44	106.88	110.60
2	B	1187	G	C5-C6-N1	-7.43	107.79	111.50
2	B	2237	G	O5'-P-OP2	-7.40	99.04	105.70
2	FB	1537	C	C5-C6-N1	7.39	124.69	121.00
2	B	1218	C	C6-N1-C2	7.38	123.25	120.30
2	FB	2271	G	C5-C6-N1	-7.38	107.81	111.50
2	B	1328	G	N3-C4-C5	-7.37	124.92	128.60
2	B	786	C	N1-C2-O2	-7.36	114.48	118.90

*Continued on next page...*



*Continued from previous page...*

Mol	Chain	Res	Type	Atoms	Z	Observed(°)	Ideal(°)
2	B	271(B)	C	C6-N1-C2	-7.36	117.36	120.30
2	B	2443	C	C6-N1-C2	-7.35	117.36	120.30
2	B	2576	G	O5'-P-OP2	-7.35	99.09	105.70
4	HB	47	U	C2-N1-C1'	7.34	126.51	117.70
2	FB	570	G	C4-C5-N7	-7.34	107.86	110.80
2	B	1043	C	C2-N1-C1'	7.33	126.87	118.80
2	FB	2447	G	C5-C6-N1	-7.32	107.84	111.50
2	FB	1697	G	C6-C5-N7	-7.32	126.01	130.40
2	FB	597	U	C5-C4-O4	7.30	130.28	125.90
2	B	1614	A	O5'-P-OP1	7.30	119.46	110.70
2	B	2612	C	O5'-P-OP2	7.30	119.46	110.70
2	B	2593	U	C4-C5-C6	7.29	124.07	119.70
2	B	767	U	C5-C4-O4	7.29	130.27	125.90
1	A	293	G	N1-C6-O6	7.28	124.27	119.90
1	A	115	G	N3-C4-C5	-7.28	124.96	128.60
2	FB	124	G	N1-C6-O6	7.27	124.26	119.90
2	B	2210	G	O4'-C1'-N9	7.26	114.01	108.20
2	FB	2210	G	O4'-C1'-N9	7.25	114.00	108.20
2	B	2447	G	C5-C6-N1	-7.24	107.88	111.50
2	B	2442	C	N3-C2-O2	-7.23	116.84	121.90
2	FB	1602	U	N3-C4-C5	-7.23	110.26	114.60
2	B	445	C	C6-N1-C2	-7.23	117.41	120.30
2	B	304	G	C4-C5-N7	-7.22	107.91	110.80
2	B	570	G	C4-C5-C6	7.21	123.13	118.80
2	FB	976	C	C6-N1-C2	-7.20	117.42	120.30
2	B	2032	G	N1-C6-O6	7.20	124.22	119.90
2	B	450	G	C8-N9-C4	-7.18	103.53	106.40
2	B	2574	G	C6-C5-N7	-7.18	126.09	130.40
1	EB	754	C	C6-N1-C1'	-7.17	112.19	120.80
2	B	1840	G	C5-C6-N1	-7.16	107.92	111.50
2	B	304	G	C5-C6-N1	-7.16	107.92	111.50
2	B	330	A	N1-C2-N3	7.14	132.87	129.30
2	FB	559	G	C5-C6-N1	-7.14	107.93	111.50
2	B	1964	G	N1-C6-O6	7.13	124.18	119.90
1	A	922	G	N1-C6-O6	7.12	124.17	119.90
1	A	754	C	C6-N1-C1'	-7.10	112.28	120.80
2	B	16	G	C5-C6-N1	-7.10	107.95	111.50
2	B	1790	C	C6-N1-C1'	7.10	129.32	120.80
2	FB	2570	G	N1-C6-O6	7.09	124.16	119.90
2	B	2616	C	C6-N1-C2	7.09	123.14	120.30
2	B	1537	C	C5-C6-N1	7.08	124.54	121.00
1	EB	1532	U	O4'-C1'-N1	7.08	113.86	108.20

*Continued on next page...*

*Continued from previous page...*

Mol	Chain	Res	Type	Atoms	Z	Observed(°)	Ideal(°)
2	FB	2576	G	O5'-P-OP2	-7.07	99.33	105.70
2	B	58	G	C5-C6-N1	-7.07	107.97	111.50
2	B	2016	U	O5'-P-OP2	-7.07	99.34	105.70
2	FB	2245	U	C5-C4-O4	7.07	130.14	125.90
2	B	783	A	C8-N9-C4	-7.07	102.97	105.80
2	FB	2061	G	OP2-P-O3'	7.06	120.74	105.20
2	B	2061	G	OP2-P-O3'	7.06	120.73	105.20
2	B	2397	G	N1-C6-O6	7.05	124.13	119.90
2	FB	1187	G	C8-N9-C4	-7.05	103.58	106.40
2	B	154(A)	C	C6-N1-C2	-7.04	117.48	120.30
2	B	1547	C	N1-C2-O2	7.03	123.12	118.90
2	FB	2505	G	N9-C4-C5	7.02	108.21	105.40
2	B	597	U	C2-N1-C1'	-6.99	109.31	117.70
2	B	501	A	C2-N3-C4	-6.99	107.11	110.60
2	B	265	A	O4'-C1'-N9	6.99	113.79	108.20
2	B	1391	U	N1-C2-O2	6.99	127.69	122.80
2	B	1992	G	N3-C4-C5	-6.98	125.11	128.60
2	B	2027	G	N1-C6-O6	6.98	124.09	119.90
2	B	458	G	C5-C6-O6	6.98	132.79	128.60
2	FB	929	G	C6-C5-N7	-6.98	126.22	130.40
2	B	2271	G	N1-C6-O6	6.97	124.08	119.90
2	B	68	G	C5-C6-N1	-6.96	108.02	111.50
2	FB	597	U	C6-N1-C1'	6.96	130.94	121.20
2	FB	1698	A	C6-C5-N7	-6.96	127.43	132.30
2	B	1187	G	C8-N9-C4	-6.95	103.62	106.40
2	B	91	A	N7-C8-N9	6.95	117.27	113.80
2	B	700	G	N1-C6-O6	6.95	124.07	119.90
4	D	47	U	C2-N1-C1'	6.95	126.03	117.70
2	B	964	C	N3-C4-C5	-6.93	119.13	121.90
2	B	2518	A	N1-C6-N6	6.93	122.76	118.60
2	B	512	G	N1-C6-O6	-6.93	115.74	119.90
2	B	379	G	N1-C6-O6	6.91	124.05	119.90
2	B	2055	C	OP2-P-O3'	6.91	120.40	105.20
2	FB	1790	C	N3-C4-N4	-6.91	113.17	118.00
2	FB	2570	G	C5-C6-N1	-6.91	108.05	111.50
1	A	86	U	N3-C2-O2	-6.89	117.37	122.20
2	B	1235	G	C8-N9-C4	-6.89	103.64	106.40
2	B	2429	G	OP2-P-O3'	6.89	120.36	105.20
2	B	16	G	N1-C6-O6	6.89	124.03	119.90
2	B	1021	A	C2-N3-C4	-6.89	107.16	110.60
2	B	2577	A	O5'-P-OP2	-6.88	99.51	105.70
2	B	787	U	O5'-P-OP2	-6.87	99.52	105.70

*Continued on next page...*

*Continued from previous page...*

Mol	Chain	Res	Type	Atoms	Z	Observed(°)	Ideal(°)
2	FB	527	C	C2-N1-C1'	6.87	126.35	118.80
2	B	700	G	C8-N9-C4	-6.85	103.66	106.40
2	B	780	G	C8-N9-C4	-6.84	103.66	106.40
2	FB	1790	C	C6-N1-C1'	6.84	129.01	120.80
2	B	1336	A	N1-C6-N6	-6.83	114.50	118.60
2	B	1129	A	C8-N9-C4	-6.82	103.07	105.80
2	B	1615	C	C6-N1-C2	6.82	123.03	120.30
2	B	1349	A	N1-C6-N6	6.81	122.69	118.60
2	B	1602	U	C4-C5-C6	6.80	123.78	119.70
2	B	1451	C	C6-N1-C2	6.80	123.02	120.30
2	B	1154	G	N3-C4-C5	-6.80	125.20	128.60
2	B	1558	A	C2-N3-C4	-6.80	107.20	110.60
2	FB	2624	G	N1-C6-O6	6.79	123.97	119.90
2	B	450	G	C6-C5-N7	-6.78	126.33	130.40
2	B	1841	U	N3-C4-O4	6.78	124.14	119.40
2	FB	2073	C	N1-C2-O2	-6.78	114.83	118.90
2	FB	1537	C	C6-N1-C2	-6.77	117.59	120.30
2	B	41	C	C6-N1-C2	6.76	123.01	120.30
1	A	1532	U	O4'-C1'-N1	6.75	113.60	108.20
2	FB	1614	A	O5'-P-OP2	-6.75	99.63	105.70
2	B	597	U	C6-N1-C1'	6.73	130.62	121.20
2	B	458	G	N9-C4-C5	6.72	108.09	105.40
2	B	1381	G	N1-C6-O6	6.72	123.93	119.90
2	FB	2447	G	C6-C5-N7	-6.72	126.37	130.40
1	EB	785	G	N1-C6-O6	6.71	123.93	119.90
2	B	570	G	N9-C4-C5	6.71	108.08	105.40
2	B	1698	A	N7-C8-N9	6.71	117.15	113.80
2	FB	1698	A	N1-C6-N6	6.71	122.62	118.60
2	B	1187	G	C4-C5-C6	6.69	122.81	118.80
2	FB	34	C	N1-C2-O2	6.68	122.91	118.90
2	B	2415	G	N1-C6-O6	6.67	123.90	119.90
2	B	391	G	C6-C5-N7	-6.66	126.40	130.40
2	B	251	A	C8-N9-C4	-6.65	103.14	105.80
2	B	1970	A	C8-N9-C4	-6.65	103.14	105.80
2	B	2249	U	N3-C4-C5	-6.65	110.61	114.60
2	B	700	G	C6-C5-N7	-6.65	126.41	130.40
2	FB	1187	G	C4-N9-C1'	6.64	135.14	126.50
2	B	1790	C	N3-C2-O2	-6.64	117.25	121.90
2	B	1778	U	C2-N1-C1'	-6.64	109.73	117.70
2	FB	528	A	C5-C6-N1	-6.63	114.39	117.70
2	B	1187	G	C4-N9-C1'	6.62	135.11	126.50
1	A	754	C	N3-C2-O2	-6.62	117.27	121.90

*Continued on next page...*

*Continued from previous page...*

Mol	Chain	Res	Type	Atoms	Z	Observed(°)	Ideal(°)
2	B	456	C	N3-C4-C5	6.62	124.55	121.90
2	B	837	C	C6-N1-C2	-6.61	117.66	120.30
2	B	1193	G	N1-C6-O6	6.61	123.87	119.90
2	FB	1615	C	N1-C2-O2	-6.61	114.94	118.90
2	B	1778	U	N1-C2-O2	-6.60	118.18	122.80
2	FB	548	A	C8-N9-C4	-6.60	103.16	105.80
2	FB	570	G	C5-C6-O6	6.60	132.56	128.60
2	FB	1187	G	C4-C5-C6	6.60	122.76	118.80
2	FB	1975	G	C5-C6-N1	-6.60	108.20	111.50
2	B	59	U	N3-C2-O2	-6.59	117.58	122.20
1	EB	86	U	N3-C2-O2	-6.59	117.59	122.20
2	B	955	C	C6-N1-C2	-6.58	117.67	120.30
2	FB	1698	A	N7-C8-N9	6.57	117.09	113.80
2	B	965	C	C6-N1-C2	-6.57	117.67	120.30
2	FB	1828	G	C5-C6-N1	-6.57	108.21	111.50
2	B	2593	U	N1-C2-N3	6.57	118.84	114.90
2	B	2691	C	C6-N1-C2	-6.57	117.67	120.30
2	B	1768	U	C5-C4-O4	6.56	129.84	125.90
2	B	1189	A	C8-N9-C4	-6.56	103.18	105.80
2	FB	564	C	C6-N1-C2	-6.55	117.68	120.30
2	B	82	G	C5-C6-N1	-6.55	108.22	111.50
2	B	1154	G	C4-N9-C1'	6.54	135.00	126.50
2	B	450	G	C2-N3-C4	-6.54	108.63	111.90
1	EB	1452	C	C2-N1-C1'	6.54	125.99	118.80
2	B	2545	G	C8-N9-C4	-6.53	103.79	106.40
1	EB	121	C	N1-C2-O2	6.53	122.82	118.90
2	FB	2196	C	N1-C2-O2	6.53	122.82	118.90
2	B	2486	G	C8-N9-C4	-6.53	103.79	106.40
2	B	2447	G	C4-C5-C6	6.53	122.72	118.80
2	B	761	A	O5'-P-OP1	-6.52	99.83	105.70
1	EB	1452	C	C5-C6-N1	6.52	124.26	121.00
2	FB	34	C	C5-C6-N1	6.52	124.26	121.00
2	B	761	A	C5-N7-C8	-6.51	100.64	103.90
2	FB	945	A	C6-C5-N7	6.51	136.86	132.30
2	B	2573	C	C6-N1-C2	6.50	122.90	120.30
2	B	1304	C	N3-C4-N4	-6.50	113.45	118.00
2	B	1790	C	N3-C4-N4	-6.50	113.45	118.00
2	FB	2052	G	N1-C6-O6	6.50	123.80	119.90
2	B	2505	G	C5-C6-O6	6.50	132.50	128.60
1	EB	1416	G	C6-C5-N7	-6.50	126.50	130.40
2	FB	1267	U	P-O3'-C3'	6.50	127.50	119.70
2	B	2494	G	N1-C6-O6	6.49	123.80	119.90

*Continued on next page...*

*Continued from previous page...*

Mol	Chain	Res	Type	Atoms	Z	Observed(°)	Ideal(°)
2	B	2685	G	C2-N3-C4	-6.49	108.66	111.90
2	B	2258	C	C6-N1-C2	-6.48	117.71	120.30
1	EB	1158	C	N1-C2-O2	6.48	122.79	118.90
2	B	1395	A	O4'-C1'-N9	6.47	113.38	108.20
4	HB	75	C	C6-N1-C2	-6.47	117.71	120.30
2	FB	1323	U	N3-C4-O4	6.47	123.93	119.40
1	A	812	C	N1-C2-O2	6.47	122.78	118.90
1	EB	86	U	N1-C2-O2	6.47	127.33	122.80
2	B	1537	C	C6-N1-C2	-6.46	117.72	120.30
2	B	57	C	C6-N1-C2	6.46	122.89	120.30
2	B	1142(B)	A	N3-C4-C5	6.45	131.31	126.80
2	FB	1778	U	C2-N1-C1'	-6.45	109.96	117.70
2	FB	265	A	O4'-C1'-N9	6.45	113.36	108.20
2	FB	391	G	C8-N9-C1'	-6.45	118.62	127.00
2	B	670	A	O4'-C1'-N9	-6.44	103.05	108.20
1	A	1158	C	C2-N1-C1'	6.44	125.88	118.80
2	B	1644	C	C6-N1-C2	-6.44	117.72	120.30
2	B	1327	C	O5'-P-OP1	-6.44	99.91	105.70
2	B	543	C	C2-N1-C1'	6.43	125.88	118.80
2	B	1259	G	N1-C6-O6	-6.43	116.04	119.90
1	EB	691	G	N1-C6-O6	6.43	123.76	119.90
2	FB	2593	U	C4-C5-C6	6.43	123.56	119.70
2	B	1568	G	N3-C4-N9	-6.43	122.14	126.00
2	B	2056	G	C5-C6-O6	-6.43	124.74	128.60
2	FB	1395	A	O4'-C1'-N9	6.42	113.34	108.20
2	FB	1790	C	O4'-C1'-N1	6.42	113.34	108.20
2	B	1558	A	N1-C6-N6	6.41	122.45	118.60
2	FB	1992	G	O4'-C1'-N9	-6.41	103.07	108.20
2	B	208	C	C6-N1-C2	6.41	122.86	120.30
2	FB	34	C	C2-N3-C4	6.40	123.10	119.90
2	FB	2593	U	C2-N3-C4	6.40	130.84	127.00
2	FB	1336	A	N1-C6-N6	-6.39	114.77	118.60
2	FB	2508	G	C5-C6-N1	-6.39	108.31	111.50
1	A	792	A	C8-N9-C4	6.39	108.36	105.80
2	FB	265	A	N1-C6-N6	6.38	122.43	118.60
2	B	929	G	C6-C5-N7	-6.38	126.57	130.40
2	B	2318	G	O4'-C1'-N9	6.38	113.30	108.20
2	FB	90	U	N3-C2-O2	-6.37	117.74	122.20
2	FB	2249	U	N3-C4-O4	6.37	123.86	119.40
2	B	2245	U	N3-C4-C5	-6.37	110.78	114.60
2	FB	592	G	N1-C6-O6	6.37	123.72	119.90
4	D	47	U	N1-C2-O2	6.37	127.26	122.80

*Continued on next page...*

*Continued from previous page...*

Mol	Chain	Res	Type	Atoms	Z	Observed(°)	Ideal(°)
2	FB	1992	G	P-O3'-C3'	6.37	127.34	119.70
2	FB	2004	G	N1-C6-O6	6.35	123.71	119.90
2	FB	667	U	N3-C4-O4	6.35	123.85	119.40
4	HB	47	U	N1-C2-O2	6.35	127.24	122.80
2	B	1605	C	C6-N1-C2	-6.35	117.76	120.30
2	B	2447	G	C6-C5-N7	-6.34	126.59	130.40
2	B	465	G	C8-N9-C4	-6.34	103.86	106.40
2	FB	2443	C	C6-N1-C2	-6.34	117.76	120.30
2	B	2729	G	C5-C6-N1	-6.34	108.33	111.50
2	FB	210	C	C6-N1-C2	6.34	122.83	120.30
2	B	645	C	C6-N1-C2	-6.34	117.77	120.30
1	EB	1416	G	N1-C6-O6	6.33	123.70	119.90
2	B	684	G	C8-N9-C4	-6.32	103.87	106.40
2	FB	2210	G	C8-N9-C4	-6.32	103.87	106.40
2	B	1640	C	C6-N1-C2	-6.31	117.78	120.30
2	B	1328	G	N3-C4-N9	6.31	129.78	126.00
1	EB	1416	G	C5-C6-N1	-6.30	108.35	111.50
2	B	1391	U	N3-C2-O2	-6.30	117.79	122.20
1	A	306	G	C8-N9-C4	6.29	108.92	106.40
2	FB	1940	U	N3-C4-C5	-6.29	110.83	114.60
2	FB	1381	G	N1-C6-O6	6.29	123.67	119.90
2	B	1682	G	N1-C6-O6	6.29	123.67	119.90
1	EB	186(F)	C	C6-N1-C2	-6.28	117.79	120.30
2	B	1615	C	N3-C2-O2	6.28	126.30	121.90
1	EB	1158	C	C2-N1-C1'	6.28	125.70	118.80
1	EB	767	A	N1-C6-N6	-6.27	114.84	118.60
2	B	2570	G	N1-C6-O6	6.27	123.66	119.90
1	A	86	U	N1-C2-O2	6.27	127.19	122.80
2	B	1154	G	N3-C4-N9	6.27	129.76	126.00
2	FB	91	A	N7-C8-N9	6.27	116.93	113.80
2	FB	2276	G	N1-C6-O6	6.26	123.66	119.90
2	FB	379	G	C5-C6-N1	-6.26	108.37	111.50
2	FB	1296	G	N1-C6-O6	6.26	123.66	119.90
2	B	639	U	C5-C4-O4	6.25	129.65	125.90
2	FB	546	C	C6-N1-C2	-6.23	117.81	120.30
2	B	2066	C	C5-C6-N1	6.21	124.11	121.00
2	B	462	C	N3-C4-C5	6.21	124.39	121.90
2	FB	512	G	O4'-C1'-N9	6.21	113.17	108.20
2	B	492	A	C8-N9-C4	-6.21	103.32	105.80
2	B	1313	U	C2-N1-C1'	6.21	125.15	117.70
2	B	259	G	N1-C6-O6	6.21	123.62	119.90
2	B	1547	C	N3-C2-O2	-6.21	117.55	121.90

*Continued on next page...*

*Continued from previous page...*

Mol	Chain	Res	Type	Atoms	Z	Observed(°)	Ideal(°)
2	B	2501	C	N3-C4-C5	6.20	124.38	121.90
2	B	2505	G	N9-C4-C5	6.20	107.88	105.40
2	FB	976	C	C5-C6-N1	6.20	124.10	121.00
2	B	528	A	N3-C4-C5	6.19	131.13	126.80
2	B	1204	A	O4'-C1'-N9	6.19	113.15	108.20
2	FB	2698	U	N3-C4-C5	-6.18	110.89	114.60
2	B	1971	A	N1-C6-N6	6.18	122.31	118.60
2	FB	1568	G	C4-N9-C1'	-6.18	118.47	126.50
2	FB	2505	G	C5-C6-O6	6.17	132.31	128.60
1	A	906	G	N1-C6-O6	6.17	123.60	119.90
2	B	1635	G	OP2-P-O3'	6.17	118.78	105.20
2	FB	2442	C	N3-C2-O2	-6.17	117.58	121.90
1	EB	121	C	C6-N1-C1'	-6.16	113.41	120.80
2	B	487	C	C6-N1-C2	-6.16	117.84	120.30
2	B	1244	G	C5-C6-N1	-6.15	108.42	111.50
2	B	2294	C	C6-N1-C2	-6.15	117.84	120.30
2	B	2782	G	N1-C6-O6	6.14	123.59	119.90
2	FB	2574	G	N1-C6-O6	6.14	123.59	119.90
2	B	210	C	C6-N1-C2	6.14	122.76	120.30
2	B	1612	C	N3-C4-C5	6.14	124.36	121.90
2	B	1790	C	C2-N1-C1'	-6.14	112.04	118.80
2	FB	2822	G	N3-C4-N9	-6.14	122.32	126.00
2	B	2299	G	C8-N9-C4	-6.14	103.94	106.40
2	FB	1382	G	C5-C6-N1	-6.13	108.43	111.50
2	FB	528	A	N3-C4-C5	6.13	131.09	126.80
2	FB	1021	A	C2-N3-C4	-6.13	107.53	110.60
2	FB	2033	A	O5'-P-OP2	-6.13	100.18	105.70
2	FB	140	A	N7-C8-N9	6.13	116.86	113.80
2	FB	2016	U	O5'-P-OP2	-6.12	100.19	105.70
2	B	2337	G	C6-C5-N7	-6.12	126.73	130.40
2	FB	1142(B)	A	C2-N3-C4	-6.12	107.54	110.60
2	B	479	A	O4'-C1'-N9	6.12	113.09	108.20
2	FB	2556	C	N1-C2-O2	6.12	122.57	118.90
2	FB	1204	A	O4'-C1'-N9	6.11	113.09	108.20
2	FB	1762	A	N9-C4-C5	6.11	108.25	105.80
2	FB	1024	G	N1-C6-O6	6.11	123.57	119.90
2	B	394	A	C8-N9-C4	6.11	108.24	105.80
1	A	84	U	C5-C6-N1	6.11	125.75	122.70
2	FB	59	U	C6-N1-C2	-6.11	117.34	121.00
2	FB	154(A)	C	O4'-C1'-N1	6.11	113.08	108.20
2	FB	379	G	C6-C5-N7	-6.10	126.74	130.40
2	B	59	U	N3-C4-C5	-6.10	110.94	114.60

*Continued on next page...*



*Continued from previous page...*

Mol	Chain	Res	Type	Atoms	Z	Observed(°)	Ideal(°)
2	B	1776	G	N3-C4-N9	6.10	129.66	126.00
2	B	1814	G	C4-C5-N7	-6.09	108.37	110.80
2	FB	450	G	N1-C2-N3	6.08	127.55	123.90
2	FB	2616	C	C6-N1-C2	6.08	122.73	120.30
2	FB	2588	G	C4-C5-N7	6.07	113.23	110.80
2	B	1568	G	C4-N9-C1'	-6.06	118.62	126.50
2	B	2838	G	C4-C5-N7	6.06	113.22	110.80
2	FB	1271	G	C8-N9-C4	6.06	108.83	106.40
2	FB	1568	G	N3-C4-N9	-6.06	122.36	126.00
1	A	783	C	C6-N1-C2	6.06	122.72	120.30
2	FB	495	G	C6-C5-N7	-6.05	126.77	130.40
2	B	391	G	C8-N9-C1'	-6.05	119.13	127.00
2	B	479	A	C2-N3-C4	6.05	113.62	110.60
2	FB	1154	G	C6-C5-N7	-6.05	126.77	130.40
1	EB	144	G	N1-C6-O6	6.04	123.53	119.90
2	B	1773	A	OP1-P-O3'	6.04	118.50	105.20
2	FB	2509	G	N1-C6-O6	6.04	123.52	119.90
2	B	2822	G	N3-C4-C5	6.04	131.62	128.60
2	B	2685	G	N3-C4-N9	-6.04	122.38	126.00
2	B	1142	C	N1-C2-O2	6.03	122.52	118.90
1	EB	1416	G	C4-C5-C6	6.03	122.42	118.80
1	A	1503	A	C8-N9-C4	6.03	108.21	105.80
2	FB	1671	U	O5'-P-OP1	-6.03	100.28	105.70
21	YB	57	LEU	CA-CB-CG	6.02	129.14	115.30
2	B	564	C	C6-N1-C2	-6.02	117.89	120.30
2	FB	2507	C	N3-C4-C5	-6.02	119.49	121.90
1	A	221	C	C6-N1-C2	-6.01	117.89	120.30
2	B	394	A	N7-C8-N9	-6.01	110.79	113.80
2	B	794	G	N1-C6-O6	-6.01	116.29	119.90
2	FB	1515	C	C2-N1-C1'	6.01	125.42	118.80
5	IB	237	GLU	N-CA-C	-6.01	94.77	111.00
2	B	2434	A	N1-C6-N6	-6.01	114.99	118.60
2	B	1839	G	C4-C5-N7	-6.01	108.40	110.80
2	B	749	C	C6-N1-C2	6.00	122.70	120.30
2	FB	670	A	O4'-C1'-N9	-6.00	103.40	108.20
4	HB	47	U	N3-C2-O2	-6.00	118.00	122.20
2	B	146	G	N1-C6-O6	6.00	123.50	119.90
2	B	2277	G	C4-C5-C6	5.99	122.40	118.80
2	FB	188	G	N1-C6-O6	5.99	123.50	119.90
2	FB	140	A	N1-C6-N6	5.99	122.19	118.60
2	FB	2032	G	N1-C6-O6	5.99	123.49	119.90
2	FB	2055	C	N1-C2-O2	5.99	122.49	118.90

*Continued on next page...*



*Continued from previous page...*

Mol	Chain	Res	Type	Atoms	Z	Observed(°)	Ideal(°)
2	B	528	A	P-O3'-C3'	5.99	126.88	119.70
2	B	976	C	C5-C6-N1	5.99	123.99	121.00
2	FB	592	G	C5-C6-N1	-5.99	108.51	111.50
2	FB	700	G	N1-C6-O6	5.99	123.49	119.90
2	B	2729	G	N1-C6-O6	5.98	123.49	119.90
2	B	2822	G	N3-C4-N9	-5.98	122.41	126.00
2	B	713	G	C8-N9-C4	-5.98	104.01	106.40
2	FB	1698	A	C4-N9-C1'	5.98	137.06	126.30
2	B	1558	A	C5-C6-N1	-5.97	114.71	117.70
2	B	929	G	C2-N3-C4	-5.97	108.91	111.90
2	FB	1024	G	C6-C5-N7	-5.97	126.82	130.40
2	B	431	U	N3-C2-O2	-5.97	118.02	122.20
2	B	796	C	N3-C4-C5	5.97	124.29	121.90
2	FB	2448	A	O5'-P-OP1	-5.97	100.33	105.70
2	B	1698	A	C4-N9-C1'	5.96	137.04	126.30
2	B	193	U	N1-C2-O2	-5.96	118.63	122.80
2	B	730	C	N3-C4-C5	5.96	124.28	121.90
2	B	1339	G	C8-N9-C4	-5.96	104.02	106.40
2	B	1654	A	N1-C6-N6	-5.96	115.03	118.60
1	A	1060	C	C6-N1-C2	-5.96	117.92	120.30
2	B	2838	G	C6-C5-N7	-5.96	126.83	130.40
2	FB	1840	G	N1-C6-O6	5.96	123.47	119.90
2	B	1982	C	C6-N1-C2	5.95	122.68	120.30
2	FB	1108	U	P-O3'-C3'	5.95	126.84	119.70
2	B	2505	G	C4-C5-N7	-5.95	108.42	110.80
2	FB	1762	A	C2-N3-C4	5.95	113.57	110.60
2	B	801	G	N1-C6-O6	-5.94	116.33	119.90
2	B	1992	G	P-O3'-C3'	5.94	126.83	119.70
2	B	58	G	N1-C6-O6	5.94	123.47	119.90
2	B	450	G	N1-C2-N3	5.94	127.46	123.90
2	B	2593	U	C5-C6-N1	5.94	125.67	122.70
2	B	1566	A	O5'-P-OP2	-5.93	100.36	105.70
2	B	2396	G	C8-N9-C4	5.93	108.77	106.40
2	B	249	C	C5-C6-N1	-5.92	118.04	121.00
2	B	1762	A	N3-C4-C5	-5.92	122.65	126.80
2	B	1825	A	N1-C6-N6	-5.92	115.05	118.60
2	B	2206	C	C6-N1-C2	5.92	122.67	120.30
2	B	2400	G	C8-N9-C4	-5.92	104.03	106.40
2	B	1839	G	C5-C6-O6	5.92	132.15	128.60
2	FB	1602	U	C6-N1-C2	-5.92	117.45	121.00
2	FB	2838	G	N1-C6-O6	5.92	123.45	119.90
2	FB	945	A	C4-C5-N7	-5.92	107.74	110.70

*Continued on next page...*

*Continued from previous page...*

Mol	Chain	Res	Type	Atoms	Z	Observed(°)	Ideal(°)
2	FB	1343	G	N3-C4-C5	-5.92	125.64	128.60
3	C	17	C	C6-N1-C2	5.91	122.67	120.30
2	B	1343	G	N3-C4-C5	-5.91	125.64	128.60
2	B	1778	U	C6-N1-C1'	5.91	129.47	121.20
2	B	2037	G	N1-C6-O6	5.91	123.45	119.90
2	FB	2502	G	N1-C6-O6	5.91	123.45	119.90
2	B	2067	G	N1-C6-O6	5.91	123.44	119.90
1	EB	84	U	C5-C6-N1	5.91	125.65	122.70
2	B	1267	U	P-O3'-C3'	5.91	126.79	119.70
1	A	1158	C	N1-C2-O2	5.90	122.44	118.90
1	EB	1494	G	C8-N9-C4	-5.90	104.04	106.40
2	B	54	G	C8-N9-C4	-5.90	104.04	106.40
2	B	1021	A	C4-C5-N7	5.90	113.65	110.70
2	B	154(A)	C	O4'-C1'-N1	5.89	112.92	108.20
2	B	1324	G	C2-N3-C4	-5.89	108.95	111.90
2	FB	2685	G	C5-C6-N1	-5.89	108.56	111.50
2	B	1154	G	C6-C5-N7	-5.88	126.87	130.40
2	FB	1756	G	C5-C6-N1	-5.88	108.56	111.50
2	FB	791	C	C6-N1-C2	5.88	122.65	120.30
2	B	820	A	N1-C6-N6	-5.88	115.07	118.60
2	FB	205	G	N1-C6-O6	-5.88	116.37	119.90
2	FB	2004	G	C5-C6-O6	-5.88	125.08	128.60
2	B	2224	G	C8-N9-C4	-5.88	104.05	106.40
2	B	201	C	N1-C2-O2	5.87	122.42	118.90
2	B	2490	G	C5-C6-N1	-5.87	108.56	111.50
1	A	86	U	C6-N1-C2	-5.87	117.48	121.00
2	B	516	C	C6-N1-C2	-5.86	117.95	120.30
2	B	270(X)	G	N1-C6-O6	5.86	123.42	119.90
1	A	1416	G	C6-C5-N7	-5.86	126.88	130.40
2	FB	2383	G	N1-C6-O6	5.86	123.42	119.90
2	B	2318	G	C8-N9-C4	-5.86	104.06	106.40
3	C	17	C	N3-C4-C5	5.86	124.24	121.90
2	FB	1790	C	C2-N1-C1'	-5.86	112.36	118.80
2	FB	2574	G	C6-C5-N7	-5.85	126.89	130.40
2	FB	307	G	N1-C6-O6	5.85	123.41	119.90
2	B	2500	U	C5-C4-O4	-5.85	122.39	125.90
2	B	784	A	C5-C6-N1	5.85	120.62	117.70
2	B	2032	G	C5-C6-O6	-5.85	125.09	128.60
2	FB	391	G	N9-C4-C5	-5.85	103.06	105.40
2	FB	2318	G	O4'-C1'-N9	5.85	112.88	108.20
2	FB	2383	G	C6-C5-N7	-5.85	126.89	130.40
2	FB	2698	U	C6-N1-C2	-5.85	117.49	121.00

*Continued on next page...*

*Continued from previous page...*

Mol	Chain	Res	Type	Atoms	Z	Observed(°)	Ideal(°)
2	B	1602	U	N3-C4-O4	5.85	123.49	119.40
2	B	1965	C	C6-N1-C2	5.85	122.64	120.30
2	B	140	A	N7-C8-N9	5.84	116.72	113.80
2	B	2245	U	C5-C4-O4	5.84	129.41	125.90
2	FB	2837	G	C4-C5-N7	5.84	113.14	110.80
2	B	774	A	C6-C5-N7	-5.84	128.21	132.30
2	B	2318	G	N7-C8-N9	5.84	116.02	113.10
2	B	1778	U	N3-C2-O2	5.84	126.29	122.20
1	A	115	G	C4-N9-C1'	5.84	134.09	126.50
2	B	1839	G	N9-C4-C5	5.84	107.74	105.40
2	FB	945	A	N3-C4-N9	5.84	132.07	127.40
2	B	1042	G	C8-N9-C4	-5.84	104.06	106.40
2	B	240	G	C4-C5-C6	5.83	122.30	118.80
2	FB	2603	G	OP1-P-OP2	-5.83	110.85	119.60
2	B	188	G	N1-C6-O6	5.83	123.40	119.90
2	FB	678	C	N3-C4-C5	5.83	124.23	121.90
2	FB	2196	C	C2-N1-C1'	5.83	125.21	118.80
2	B	2056	G	C4-C5-N7	5.83	113.13	110.80
2	B	2359	C	C6-N1-C2	5.83	122.63	120.30
2	FB	1762	A	N3-C4-C5	-5.83	122.72	126.80
2	B	55	G	N3-C2-N2	-5.83	115.82	119.90
2	B	397	G	C5-C6-O6	-5.83	125.10	128.60
2	B	1992	G	C8-N9-C4	-5.83	104.07	106.40
2	B	249	C	C4-C5-C6	5.83	120.31	117.40
1	EB	1278	U	C5-C6-N1	5.83	125.61	122.70
2	B	527	C	C6-N1-C1'	-5.82	113.82	120.80
2	FB	1669	A	C8-N9-C4	-5.82	103.47	105.80
2	FB	2592	G	C8-N9-C4	-5.82	104.07	106.40
2	B	2574	G	C8-N9-C1'	-5.82	119.44	127.00
2	FB	450	G	C4-N9-C1'	5.81	134.06	126.50
2	FB	845	G	C4-N9-C1'	5.81	134.06	126.50
2	B	663	G	C5-C6-N1	-5.81	108.59	111.50
2	B	1328	G	N1-C2-N2	-5.81	110.97	116.20
2	B	391	G	C4-N9-C1'	5.81	134.05	126.50
2	B	1782	C	N3-C4-C5	-5.81	119.58	121.90
1	A	723	U	O4'-C1'-N1	5.80	112.84	108.20
2	B	2554	U	N3-C4-O4	5.80	123.46	119.40
2	B	2838	G	C5-C6-O6	-5.80	125.12	128.60
2	FB	1129	A	O4'-C1'-N9	5.80	112.84	108.20
2	FB	82	G	C5-C6-N1	-5.80	108.60	111.50
2	FB	2624	G	C5-C6-O6	-5.80	125.12	128.60
4	D	34	C	C6-N1-C2	-5.80	117.98	120.30

*Continued on next page...*

*Continued from previous page...*

Mol	Chain	Res	Type	Atoms	Z	Observed(°)	Ideal(°)
2	B	512	G	C5-C6-O6	5.79	132.07	128.60
2	B	1698	A	O4'-C1'-N9	5.79	112.83	108.20
2	B	2295	C	C6-N1-C2	-5.79	117.99	120.30
2	B	2609	U	N1-C2-N3	5.79	118.37	114.90
2	B	546	C	N1-C2-O2	5.78	122.37	118.90
2	B	592	G	N1-C6-O6	5.78	123.37	119.90
2	B	911	A	C6-C5-N7	-5.78	128.25	132.30
2	B	1904	G	O5'-P-OP1	5.78	117.64	110.70
1	EB	1413	A	N1-C6-N6	-5.78	115.13	118.60
2	FB	528	A	P-O3'-C3'	5.78	126.63	119.70
2	FB	2436	G	N3-C2-N2	-5.78	115.86	119.90
2	B	512	G	O4'-C1'-N9	5.77	112.82	108.20
2	B	2243	U	N3-C2-O2	-5.77	118.16	122.20
4	D	47	U	N3-C2-O2	-5.77	118.16	122.20
2	FB	543	C	C2-N1-C1'	5.77	125.15	118.80
2	FB	1778	U	C5-C4-O4	5.77	129.36	125.90
2	B	1951	U	O5'-P-OP1	-5.77	100.51	105.70
2	FB	495	G	C5-C6-O6	-5.77	125.14	128.60
2	B	1382	G	C2-N3-C4	-5.76	109.02	111.90
2	FB	312	G	C8-N9-C1'	-5.76	119.50	127.00
1	A	792	A	N7-C8-N9	-5.76	110.92	113.80
2	B	1021	A	N7-C8-N9	5.76	116.68	113.80
2	FB	1568	G	C8-N9-C1'	5.75	134.48	127.00
2	B	600	G	C8-N9-C4	5.75	108.70	106.40
2	B	2271	G	C4-C5-C6	5.75	122.25	118.80
2	B	1910	G	C8-N9-C4	-5.75	104.10	106.40
2	B	2196	C	N1-C2-O2	5.75	122.35	118.90
2	FB	2429	G	OP2-P-O3'	5.75	117.84	105.20
2	B	1837	C	C6-N1-C2	5.75	122.60	120.30
2	FB	2502	G	N7-C8-N9	5.75	115.97	113.10
2	B	825	C	OP1-P-O3'	5.74	117.83	105.20
2	B	325	G	N1-C6-O6	5.74	123.34	119.90
2	FB	1328	G	N3-C4-N9	5.74	129.44	126.00
2	FB	1225	G	N3-C4-C5	-5.74	125.73	128.60
2	FB	1784	A	C5-C6-N6	5.74	128.29	123.70
2	B	1173	G	C8-N9-C4	-5.74	104.11	106.40
2	B	450	G	C4-N9-C1'	5.73	133.96	126.50
2	B	1264	G	C8-N9-C4	-5.73	104.11	106.40
2	B	1657	C	N1-C2-O2	-5.73	115.46	118.90
2	B	1795	C	C6-N1-C2	5.73	122.59	120.30
2	FB	1208	C	N1-C2-O2	-5.73	115.46	118.90
2	B	1568	G	C8-N9-C1'	5.73	134.45	127.00

*Continued on next page...*

*Continued from previous page...*

Mol	Chain	Res	Type	Atoms	Z	Observed(°)	Ideal(°)
1	A	685	G	C8-N9-C4	5.72	108.69	106.40
2	B	2587	A	O5'-P-OP1	-5.72	100.55	105.70
2	B	165	U	N3-C2-O2	-5.72	118.19	122.20
2	FB	2585	U	N1-C2-O2	5.72	126.80	122.80
2	B	2426	A	N1-C6-N6	5.72	122.03	118.60
2	B	2711	A	C2-N3-C4	-5.72	107.74	110.60
5	E	237	GLU	N-CA-C	-5.71	95.57	111.00
2	FB	2593	U	N1-C2-N3	5.71	118.33	114.90
1	EB	754	C	N3-C2-O2	-5.71	117.90	121.90
2	B	67	U	N3-C2-O2	5.71	126.19	122.20
2	B	2442	C	N1-C2-O2	5.71	122.32	118.90
2	B	1129	A	O4'-C1'-N9	5.70	112.76	108.20
2	B	1811	G	N1-C6-O6	-5.70	116.48	119.90
1	EB	546	G	C8-N9-C4	-5.70	104.12	106.40
21	U	57	LEU	CA-CB-CG	5.70	128.41	115.30
2	FB	795	C	N3-C2-O2	-5.70	117.91	121.90
2	FB	2052	G	C5-C6-O6	-5.70	125.18	128.60
2	FB	512	G	N1-C6-O6	-5.69	116.48	119.90
2	FB	1142	C	N1-C2-O2	5.69	122.32	118.90
2	B	2410	G	N1-C6-O6	5.69	123.31	119.90
2	B	2592	G	C8-N9-C4	-5.69	104.12	106.40
2	B	2768	C	C5-C6-N1	-5.69	118.16	121.00
2	FB	456	C	C6-N1-C2	5.68	122.57	120.30
2	B	2830	G	N1-C6-O6	5.68	123.31	119.90
2	B	852	G	N1-C6-O6	5.68	123.31	119.90
2	FB	93	C	C6-N1-C2	-5.68	118.03	120.30
2	FB	124	G	C5-C6-O6	-5.68	125.19	128.60
2	B	65	C	C6-N1-C2	-5.67	118.03	120.30
2	B	1021	A	N1-C6-N6	5.67	122.00	118.60
2	B	2581	G	N9-C4-C5	5.67	107.67	105.40
2	B	832	G	C8-N9-C4	-5.67	104.13	106.40
1	EB	115	G	C4-N9-C1'	5.66	133.86	126.50
2	FB	1698	A	C4-C5-C6	5.66	119.83	117.00
2	B	733	G	C5-N7-C8	-5.66	101.47	104.30
2	B	750	A	N9-C4-C5	5.66	108.06	105.80
2	B	2594	C	C5-C6-N1	5.66	123.83	121.00
2	B	59	U	C6-N1-C2	-5.65	117.61	121.00
2	B	648	G	C5-C6-N1	-5.65	108.67	111.50
2	FB	1698	A	C8-N9-C4	-5.65	103.54	105.80
1	EB	691	G	C6-C5-N7	-5.65	127.01	130.40
2	FB	527	C	C6-N1-C1'	-5.65	114.02	120.80
2	B	2196	C	C2-N1-C1'	5.65	125.01	118.80

*Continued on next page...*

*Continued from previous page...*

Mol	Chain	Res	Type	Atoms	Z	Observed(°)	Ideal(°)
2	B	2574	G	C4-N9-C1'	5.64	133.83	126.50
2	B	374	A	N1-C2-N3	5.64	132.12	129.30
2	FB	1642	G	N1-C6-O6	5.64	123.28	119.90
2	FB	1756	G	N1-C6-O6	5.64	123.28	119.90
2	FB	1762	A	N1-C6-N6	-5.64	115.22	118.60
2	FB	2337	G	C5-C6-O6	-5.63	125.22	128.60
2	B	140	A	N1-C6-N6	5.63	121.98	118.60
2	B	2474	C	N3-C4-C5	-5.63	119.65	121.90
2	FB	1497	U	C2-N1-C1'	5.63	124.45	117.70
2	B	450	G	N7-C8-N9	5.63	115.91	113.10
2	B	431	U	C6-N1-C2	-5.62	117.62	121.00
2	FB	976	C	N3-C4-N4	5.62	121.94	118.00
2	FB	2020	A	O5'-P-OP2	-5.62	100.64	105.70
2	B	1790	C	C4-C5-C6	5.62	120.21	117.40
1	EB	812	C	C6-N1-C2	-5.62	118.05	120.30
2	B	543	C	N1-C2-O2	5.62	122.27	118.90
2	B	2717	G	N1-C6-O6	5.62	123.27	119.90
1	A	711	G	N1-C6-O6	5.62	123.27	119.90
1	A	1378	C	C6-N1-C2	-5.62	118.05	120.30
2	B	733	G	N7-C8-N9	5.62	115.91	113.10
2	B	742	G	C2-N3-C4	-5.62	109.09	111.90
2	FB	34	C	N1-C2-N3	-5.61	115.27	119.20
1	EB	433	C	C6-N1-C2	-5.61	118.06	120.30
2	B	177	G	N3-C4-C5	-5.61	125.80	128.60
1	A	86	U	C5-C6-N1	5.61	125.50	122.70
2	B	533	G	C4-N9-C1'	5.61	133.79	126.50
2	FB	304	G	C5-C6-N1	-5.61	108.70	111.50
2	FB	1187	G	N7-C8-N9	5.60	115.90	113.10
2	B	379	G	C6-C5-N7	-5.60	127.04	130.40
2	FB	2629	A	C2-N3-C4	5.60	113.40	110.60
2	B	570	G	N1-C2-N3	5.60	127.26	123.90
2	B	574	C	C6-N1-C2	5.60	122.54	120.30
2	FB	2581	G	C8-N9-C4	-5.60	104.16	106.40
2	B	948	G	C8-N9-C4	5.59	108.64	106.40
2	B	1154	G	C4-C5-C6	5.59	122.16	118.80
1	EB	201	C	C6-N1-C2	-5.59	118.06	120.30
2	FB	2447	G	C4-C5-C6	5.59	122.15	118.80
2	B	271(B)	C	O4'-C1'-N1	5.59	112.67	108.20
2	B	952	G	C8-N9-C4	-5.59	104.17	106.40
2	FB	265	A	C6-C5-N7	-5.59	128.39	132.30
2	B	1264	G	N3-C4-C5	-5.58	125.81	128.60
2	FB	1154	G	C4-N9-C1'	5.58	133.76	126.50

*Continued on next page...*

*Continued from previous page...*

Mol	Chain	Res	Type	Atoms	Z	Observed(°)	Ideal(°)
2	FB	1161	C	C6-N1-C2	-5.58	118.07	120.30
2	B	57	C	C5-C6-N1	-5.58	118.21	121.00
2	B	1684	C	N3-C4-N4	-5.58	114.09	118.00
2	FB	491	G	N3-C4-C5	-5.58	125.81	128.60
2	B	651	G	C6-C5-N7	-5.58	127.05	130.40
2	B	1383	C	N1-C2-O2	5.58	122.25	118.90
2	B	2597	G	O5'-P-OP1	5.58	117.39	110.70
2	B	778	G	C8-N9-C4	-5.58	104.17	106.40
2	B	165	U	N1-C2-O2	5.57	126.70	122.80
2	B	784	A	C8-N9-C4	-5.57	103.57	105.80
2	B	2595	G	N1-C6-O6	5.57	123.24	119.90
2	B	154(A)	C	C5-C6-N1	5.57	123.79	121.00
2	B	527	C	C5-C6-N1	5.57	123.78	121.00
2	FB	1361	G	C8-N9-C4	5.57	108.63	106.40
2	FB	2062	A	N9-C4-C5	-5.57	103.57	105.80
1	A	906	G	C6-C5-N7	-5.57	127.06	130.40
2	B	1225	G	C8-N9-C4	-5.57	104.17	106.40
2	B	240	G	N3-C4-C5	-5.57	125.82	128.60
2	B	761	A	C4-C5-C6	-5.56	114.22	117.00
2	B	258	G	C8-N9-C4	5.56	108.62	106.40
2	B	686	G	C2-N3-C4	-5.55	109.12	111.90
2	B	568	U	C6-N1-C2	-5.55	117.67	121.00
2	B	1024	G	N1-C6-O6	5.55	123.23	119.90
2	B	2383	G	C6-C5-N7	-5.55	127.07	130.40
2	B	452	G	N3-C4-C5	-5.54	125.83	128.60
2	FB	1828	G	N3-C2-N2	-5.54	116.02	119.90
2	B	1336	A	C5-C6-N1	5.54	120.47	117.70
2	B	228	A	N1-C6-N6	5.54	121.92	118.60
2	FB	1381	G	C6-C5-N7	-5.54	127.08	130.40
2	FB	1568	G	N3-C4-C5	5.53	131.37	128.60
2	FB	570	G	C4-C5-C6	5.53	122.12	118.80
1	EB	121	C	C6-N1-C2	5.53	122.51	120.30
2	FB	2863	C	C6-N1-C2	5.53	122.51	120.30
2	B	2583	G	N3-C4-C5	-5.53	125.84	128.60
4	D	25	C	N1-C2-O2	5.53	122.22	118.90
2	B	245	G	C8-N9-C4	-5.52	104.19	106.40
2	B	374	A	C2-N3-C4	-5.52	107.84	110.60
2	B	1998	G	N3-C4-N9	-5.52	122.69	126.00
1	A	1452	C	C2-N1-C1'	5.52	124.87	118.80
2	B	742	G	N1-C6-O6	5.52	123.21	119.90
2	FB	667	U	N3-C4-C5	-5.52	111.29	114.60
2	FB	761	A	C4-C5-C6	-5.52	114.24	117.00

*Continued on next page...*



*Continued from previous page...*

Mol	Chain	Res	Type	Atoms	Z	Observed(°)	Ideal(°)
2	B	2595	G	C4-C5-N7	5.52	113.01	110.80
2	B	312	G	C8-N9-C1'	-5.52	119.83	127.00
2	FB	687	C	C6-N1-C2	-5.52	118.09	120.30
2	FB	2582	G	O5'-P-OP1	-5.52	100.73	105.70
2	B	1756	G	N1-C6-O6	5.51	123.21	119.90
2	B	1790	C	O5'-P-OP1	-5.51	100.74	105.70
2	FB	450	G	C8-N9-C4	-5.51	104.19	106.40
2	FB	2837	G	C5-N7-C8	-5.51	101.54	104.30
2	FB	2241	A	C8-N9-C4	5.51	108.00	105.80
2	B	2321	G	C4-N9-C1'	5.51	133.66	126.50
2	FB	771	G	N1-C6-O6	5.51	123.20	119.90
2	B	2582	G	O5'-P-OP1	-5.50	100.75	105.70
1	EB	616	G	N3-C4-C5	-5.50	125.85	128.60
2	B	397	G	C2-N3-C4	-5.50	109.15	111.90
2	FB	179	G	N1-C6-O6	5.50	123.20	119.90
2	B	1671	U	C4-C5-C6	5.50	123.00	119.70
2	B	1975	G	C5-C6-N1	-5.50	108.75	111.50
1	EB	723	U	O4'-C1'-N1	5.50	112.60	108.20
2	FB	1021	A	C5-N7-C8	-5.50	101.15	103.90
2	FB	1142(B)	A	N3-C4-C5	5.50	130.65	126.80
2	FB	226	G	N1-C6-O6	5.49	123.20	119.90
2	FB	1304	C	N3-C4-N4	-5.49	114.16	118.00
1	A	812	C	N3-C2-O2	-5.49	118.06	121.90
1	EB	6	G	C4-N9-C1'	5.49	133.64	126.50
2	B	1781	C	C6-N1-C2	5.49	122.50	120.30
2	B	88	G	N1-C6-O6	5.49	123.19	119.90
2	B	1783	A	OP2-P-O3'	5.49	117.27	105.20
1	EB	894	G	N1-C6-O6	5.49	123.19	119.90
2	FB	59	U	N3-C4-C5	-5.49	111.31	114.60
2	B	458	G	C8-N9-C4	-5.49	104.21	106.40
1	EB	115	G	N3-C4-C5	-5.48	125.86	128.60
2	B	2228	G	N1-C6-O6	5.48	123.19	119.90
1	EB	1429	C	C6-N1-C2	-5.48	118.11	120.30
2	B	2245	U	C4-C5-C6	5.48	122.99	119.70
2	B	2494	G	C6-C5-N7	-5.48	127.11	130.40
2	B	68	G	C4-C5-C6	5.47	122.08	118.80
2	B	252	G	C4-N9-C1'	5.47	133.62	126.50
2	B	252	G	C6-C5-N7	-5.47	127.12	130.40
2	B	1703	G	N1-C6-O6	5.47	123.18	119.90
2	FB	1310	G	C6-C5-N7	-5.47	127.12	130.40
2	FB	2067	G	C8-N9-C4	-5.47	104.21	106.40
2	FB	259	G	N1-C6-O6	5.47	123.18	119.90

*Continued on next page...*



*Continued from previous page...*

Mol	Chain	Res	Type	Atoms	Z	Observed(°)	Ideal(°)
2	B	2037	G	C5-C6-O6	-5.47	125.32	128.60
2	B	651	G	N1-C6-O6	5.46	123.18	119.90
2	B	2383	G	C4-N9-C1'	5.46	133.60	126.50
2	B	2436	G	C5-C6-N1	-5.46	108.77	111.50
2	FB	1108	U	OP1-P-O3'	5.46	117.22	105.20
2	FB	2043	C	C6-N1-C2	-5.46	118.11	120.30
2	FB	1963	U	N1-C2-O2	5.46	126.62	122.80
2	B	2321	G	N3-C4-C5	-5.46	125.87	128.60
2	FB	307	G	C6-C5-N7	-5.46	127.12	130.40
2	FB	1313	U	C2-N1-C1'	5.46	124.25	117.70
1	A	1416	G	C4-N9-C1'	5.46	133.59	126.50
2	FB	1698	A	O4'-C1'-N9	5.46	112.56	108.20
2	FB	1762	A	O5'-P-OP1	5.46	117.25	110.70
2	FB	2055	C	OP2-P-O3'	5.46	117.20	105.20
2	B	1337	G	N1-C6-O6	-5.45	116.63	119.90
2	FB	783	A	N1-C6-N6	-5.45	115.33	118.60
2	B	1239	G	C5-C6-N1	-5.45	108.78	111.50
2	B	2505	G	C5-C6-N1	-5.45	108.78	111.50
2	B	1284	A	C8-N9-C4	-5.45	103.62	105.80
2	FB	1651	G	C6-C5-N7	-5.45	127.13	130.40
2	B	613	U	N3-C2-O2	-5.44	118.39	122.20
1	A	115	G	P-O3'-C3'	5.44	126.23	119.70
2	B	733	G	C8-N9-C4	-5.44	104.22	106.40
2	B	700	G	N7-C8-N9	5.44	115.82	113.10
2	B	949	C	N3-C4-C5	-5.44	119.72	121.90
2	B	2235	G	N7-C8-N9	5.44	115.82	113.10
2	FB	1574	C	C6-N1-C2	-5.44	118.12	120.30
2	B	667	U	N3-C4-C5	-5.44	111.34	114.60
2	B	1970	A	N7-C8-N9	5.44	116.52	113.80
2	B	1326	U	C5-C6-N1	5.43	125.42	122.70
1	A	1452	C	N1-C2-O2	5.43	122.16	118.90
2	B	45	G	C5-C6-O6	-5.42	125.34	128.60
2	B	2092	U	C5-C4-O4	5.42	129.16	125.90
2	B	2577	A	N1-C6-N6	-5.42	115.34	118.60
2	FB	1533	C	N1-C2-O2	5.42	122.15	118.90
1	A	115	G	N3-C4-N9	5.42	129.25	126.00
1	A	883	C	N1-C2-O2	5.42	122.15	118.90
2	B	2501	C	N3-C4-N4	-5.42	114.20	118.00
2	B	1698	A	C6-C5-N7	-5.42	128.51	132.30
2	B	1803	A	O5'-P-OP2	-5.42	100.82	105.70
2	FB	2839	G	N1-C6-O6	5.42	123.15	119.90
2	B	2383	G	C8-N9-C1'	-5.42	119.96	127.00

*Continued on next page...*

*Continued from previous page...*

Mol	Chain	Res	Type	Atoms	Z	Observed(°)	Ideal(°)
2	B	140	A	C5-N7-C8	-5.41	101.19	103.90
1	A	785	G	N1-C6-O6	5.41	123.15	119.90
2	B	2073	C	N1-C2-O2	-5.41	115.65	118.90
2	FB	124	G	N3-C4-C5	5.41	131.31	128.60
2	FB	2055	C	N3-C2-O2	-5.41	118.11	121.90
2	B	2581	G	N7-C8-N9	5.41	115.80	113.10
2	FB	758	C	C6-N1-C2	5.41	122.46	120.30
2	FB	2318	G	C8-N9-C4	-5.40	104.24	106.40
1	A	121	C	C6-N1-C1'	-5.40	114.32	120.80
2	FB	48	G	C8-N9-C4	-5.40	104.24	106.40
2	B	1940	U	C6-N1-C2	-5.40	117.76	121.00
2	FB	533	G	C4-N9-C1'	5.40	133.52	126.50
2	B	2337	G	N1-C6-O6	5.40	123.14	119.90
1	EB	1488	G	N1-C6-O6	5.40	123.14	119.90
2	FB	165	U	N3-C2-O2	-5.40	118.42	122.20
2	B	2210	G	C8-N9-C4	-5.40	104.24	106.40
2	B	2444	G	N3-C4-N9	5.40	129.24	126.00
2	B	2574	G	C5-C6-N1	-5.40	108.80	111.50
2	B	34	C	C5-C6-N1	5.39	123.70	121.00
2	B	1324	G	N3-C2-N2	-5.39	116.12	119.90
2	B	2447	G	OP1-P-O3'	5.39	117.07	105.20
1	A	1488	G	N1-C6-O6	5.39	123.14	119.90
2	FB	2383	G	C8-N9-C1'	-5.39	119.99	127.00
2	B	2583	G	C4-N9-C1'	5.39	133.51	126.50
2	B	1314	C	OP2-P-O3'	5.39	117.05	105.20
2	B	792	G	N3-C4-C5	-5.38	125.91	128.60
2	FB	140	A	C5-N7-C8	-5.38	101.21	103.90
2	B	1022	G	N9-C4-C5	5.38	107.55	105.40
2	B	776	G	C5-C6-O6	5.38	131.83	128.60
2	FB	1154	G	N3-C4-N9	5.38	129.22	126.00
2	B	806	C	C5-C6-N1	5.37	123.69	121.00
2	B	481	G	O5'-P-OP2	-5.37	100.87	105.70
2	FB	1566	A	O5'-P-OP2	-5.37	100.86	105.70
2	FB	1899	G	C8-N9-C4	-5.37	104.25	106.40
4	HB	47	U	C5-C6-N1	5.37	125.39	122.70
2	B	831	G	N1-C6-O6	5.37	123.12	119.90
2	B	2034	U	C2-N1-C1'	5.37	124.14	117.70
2	B	2866	U	O4'-C1'-N1	5.37	112.49	108.20
2	FB	615	G	O4'-C1'-N9	5.37	112.49	108.20
1	A	1415	G	N1-C6-O6	5.37	123.12	119.90
2	B	554	U	C5-C4-O4	5.37	129.12	125.90
2	B	2502	G	C4-C5-N7	5.37	112.95	110.80

*Continued on next page...*

*Continued from previous page...*

Mol	Chain	Res	Type	Atoms	Z	Observed(°)	Ideal(°)
2	FB	2837	G	N7-C8-N9	5.37	115.78	113.10
2	B	673	C	OP1-P-O3'	5.36	117.00	105.20
1	A	91	C	C6-N1-C2	-5.36	118.16	120.30
2	B	783	A	N7-C8-N9	5.36	116.48	113.80
2	B	2444	G	N3-C4-C5	-5.36	125.92	128.60
2	FB	528	A	N1-C6-N6	5.36	121.81	118.60
2	B	1258	C	C6-N1-C2	5.36	122.44	120.30
2	B	312	G	C4-N9-C1'	5.35	133.46	126.50
2	B	2299	G	N7-C8-N9	5.35	115.78	113.10
2	FB	751	A	O5'-P-OP2	-5.35	100.88	105.70
1	A	117	G	N1-C6-O6	5.35	123.11	119.90
2	B	1992	G	O4'-C1'-N9	-5.35	103.92	108.20
2	FB	2570	G	N3-C2-N2	-5.35	116.15	119.90
2	B	1963	U	C2-N1-C1'	5.35	124.12	117.70
2	FB	647	G	N1-C6-O6	5.34	123.11	119.90
2	B	1309	G	C5-C6-N1	-5.34	108.83	111.50
2	FB	1635	G	OP2-P-O3'	5.34	116.95	105.20
2	FB	2517	C	O4'-C1'-N1	5.34	112.47	108.20
2	FB	323	G	C5-C6-O6	-5.34	125.40	128.60
2	B	1688	U	C5-C4-O4	5.34	129.10	125.90
2	B	2502	G	N1-C6-O6	5.34	123.10	119.90
2	B	468	G	C8-N9-C4	-5.34	104.27	106.40
1	A	800	G	C6-C5-N7	-5.33	127.20	130.40
2	FB	2574	G	C4-N9-C1'	5.33	133.44	126.50
2	B	1951	U	N3-C4-C5	-5.33	111.40	114.60
2	FB	1762	A	C4-C5-N7	-5.32	108.04	110.70
2	B	543	C	C6-N1-C2	-5.32	118.17	120.30
2	FB	2228	G	N1-C6-O6	5.32	123.09	119.90
2	FB	2444	G	N3-C4-N9	5.32	129.19	126.00
2	FB	2502	G	C8-N9-C4	-5.32	104.27	106.40
2	B	34	C	N1-C2-O2	5.32	122.09	118.90
2	B	845	G	C4-N9-C1'	5.32	133.41	126.50
2	FB	1965	C	C5-C6-N1	-5.32	118.34	121.00
2	B	1688	U	N1-C2-N3	5.31	118.09	114.90
2	FB	1802	A	N1-C6-N6	-5.31	115.41	118.60
2	B	2304	G	C5-C6-N1	-5.31	108.84	111.50
2	B	1824	G	C5-C6-O6	-5.31	125.42	128.60
2	FB	465	G	N3-C4-C5	-5.30	125.95	128.60
2	FB	2556	C	N3-C2-O2	-5.30	118.19	121.90
4	HB	34	C	C6-N1-C2	-5.30	118.18	120.30
2	B	2056	G	N1-C6-O6	5.30	123.08	119.90
2	FB	2685	G	N3-C2-N2	-5.30	116.19	119.90

*Continued on next page...*

*Continued from previous page...*

Mol	Chain	Res	Type	Atoms	Z	Observed(°)	Ideal(°)
2	B	2075	U	C5-C6-N1	-5.30	120.05	122.70
2	B	982	C	N3-C4-C5	5.30	124.02	121.90
2	B	1308	A	N1-C6-N6	-5.30	115.42	118.60
1	EB	86	U	C5-C6-N1	5.30	125.35	122.70
1	A	117	G	C5-C6-O6	-5.30	125.42	128.60
2	B	341	G	N1-C6-O6	5.30	123.08	119.90
2	B	2698	U	N3-C4-C5	-5.30	111.42	114.60
2	FB	1163	G	N1-C6-O6	5.30	123.08	119.90
2	FB	391	G	C4-N9-C1'	5.29	133.38	126.50
2	FB	818	G	C5-C6-N1	-5.29	108.85	111.50
2	FB	2258	C	C6-N1-C2	-5.29	118.18	120.30
2	FB	2612	C	O5'-P-OP2	5.29	117.05	110.70
2	FB	2685	G	C2-N3-C4	-5.29	109.25	111.90
2	B	1784	A	N1-C6-N6	-5.29	115.43	118.60
4	D	16	C	C6-N1-C2	-5.29	118.19	120.30
1	EB	780	A	C8-N9-C4	-5.29	103.69	105.80
2	FB	1022	G	N9-C4-C5	5.28	107.51	105.40
2	FB	1795	C	N3-C4-C5	5.28	124.01	121.90
2	FB	2397	G	N1-C6-O6	5.28	123.07	119.90
2	B	2553	G	N3-C2-N2	5.28	123.59	119.90
2	FB	2337	G	N1-C6-O6	5.28	123.06	119.90
1	A	1416	G	N1-C6-O6	5.27	123.06	119.90
1	EB	46	G	C8-N9-C4	5.27	108.51	106.40
2	FB	2897	U	C2-N1-C1'	5.27	124.03	117.70
2	B	2685	G	C4-C5-N7	-5.27	108.69	110.80
2	B	1328	G	N1-C6-O6	-5.27	116.74	119.90
2	FB	491	G	C8-N9-C4	-5.26	104.29	106.40
2	FB	512	G	C5-C6-O6	5.26	131.76	128.60
2	B	2818	G	N1-C6-O6	5.26	123.06	119.90
2	FB	312	G	C4-N9-C1'	5.26	133.34	126.50
2	FB	1345	C	N1-C2-O2	-5.26	115.74	118.90
4	HB	75	C	C5-C6-N1	5.26	123.63	121.00
3	C	60	C	C6-N1-C2	-5.26	118.20	120.30
2	B	1210	A	P-O3'-C3'	5.26	126.01	119.70
2	B	942	G	C8-N9-C4	-5.25	104.30	106.40
1	A	894	G	N1-C6-O6	5.25	123.05	119.90
2	B	1841	U	C6-N1-C2	-5.25	117.85	121.00
2	B	2504	U	N3-C4-C5	5.25	117.75	114.60
2	B	2582	G	O5'-P-OP2	5.25	117.00	110.70
2	B	2585	U	C2-N1-C1'	5.25	124.00	117.70
2	FB	1298	C	C6-N1-C2	-5.25	118.20	120.30
2	B	2553	G	N3-C4-N9	5.25	129.15	126.00

*Continued on next page...*

*Continued from previous page...*

Mol	Chain	Res	Type	Atoms	Z	Observed(°)	Ideal(°)
1	EB	1416	G	C4-N9-C1'	5.25	133.33	126.50
2	FB	1599	C	N1-C2-O2	5.25	122.05	118.90
2	FB	2442	C	N1-C2-O2	5.25	122.05	118.90
1	EB	306	G	N3-C4-C5	5.25	131.22	128.60
2	FB	711	G	N1-C6-O6	5.25	123.05	119.90
2	FB	826	U	N1-C2-O2	-5.25	119.13	122.80
2	B	270(A)	A	C2-N3-C4	-5.25	107.98	110.60
2	FB	1573	G	C8-N9-C4	5.25	108.50	106.40
2	B	651	G	C8-N9-C4	-5.24	104.30	106.40
2	FB	273(C)	C	C6-N1-C2	-5.24	118.20	120.30
2	FB	1633	G	C4-C5-C6	5.24	121.94	118.80
2	B	2577	A	C5-C6-N1	5.24	120.32	117.70
2	B	825	C	C4-C5-C6	-5.24	114.78	117.40
2	B	1671	U	O5'-P-OP1	-5.24	100.99	105.70
1	EB	221	C	C6-N1-C2	-5.24	118.20	120.30
2	FB	2838	G	C5-C6-O6	-5.24	125.46	128.60
1	A	91	C	C5-C6-N1	5.24	123.62	121.00
2	B	1835	G	O5'-P-OP1	-5.24	100.99	105.70
2	B	2502	G	N7-C8-N9	5.24	115.72	113.10
2	FB	2059	A	C8-N9-C4	5.23	107.89	105.80
2	B	1154	G	C8-N9-C1'	-5.23	120.20	127.00
2	B	1756	G	C5-C6-N1	-5.23	108.88	111.50
2	B	2894	G	N3-C4-N9	-5.23	122.86	126.00
1	A	883	C	N3-C2-O2	-5.23	118.24	121.90
1	EB	505	G	C6-C5-N7	-5.23	127.26	130.40
2	B	1130	U	N3-C2-O2	-5.23	118.54	122.20
2	B	2897	U	C2-N1-C1'	5.23	123.97	117.70
2	FB	1776	G	C4-C5-N7	5.23	112.89	110.80
2	B	543	C	N3-C2-O2	-5.23	118.24	121.90
2	B	2570	G	C2-N3-C4	-5.22	109.29	111.90
2	FB	945	A	C5-N7-C8	5.22	106.51	103.90
2	B	974(A)	G	C4-C5-N7	5.22	112.89	110.80
2	B	1600	C	N3-C4-C5	5.22	123.99	121.90
2	B	1698	A	N9-C1'-C2'	5.22	120.79	114.00
1	EB	687	A	P-O3'-C3'	5.22	125.97	119.70
2	FB	1891	G	N1-C6-O6	5.22	123.03	119.90
2	FB	2279	G	N1-C6-O6	-5.22	116.77	119.90
2	FB	1602	U	C4-C5-C6	5.22	122.83	119.70
2	FB	1669	A	N7-C8-N9	5.22	116.41	113.80
2	B	2049	G	C2-N3-C4	-5.22	109.29	111.90
2	B	2449	U	N1-C2-O2	-5.22	119.15	122.80
2	B	201	C	N3-C2-O2	-5.22	118.25	121.90

*Continued on next page...*

*Continued from previous page...*

Mol	Chain	Res	Type	Atoms	Z	Observed(°)	Ideal(°)
2	FB	1696	G	C8-N9-C4	-5.22	104.31	106.40
2	B	2593	U	C2-N3-C4	5.21	130.13	127.00
1	A	699	C	C6-N1-C2	-5.21	118.22	120.30
2	B	1142(B)	A	N3-C4-N9	-5.21	123.23	127.40
2	B	1840	G	C4-C5-C6	5.21	121.93	118.80
2	B	1992	G	N3-C4-N9	5.21	129.13	126.00
2	B	949	C	N3-C4-N4	5.21	121.65	118.00
2	B	1353	A	OP2-P-O3'	5.21	116.67	105.20
2	FB	1043	C	C6-N1-C1'	-5.21	114.55	120.80
2	B	982	C	C4-C5-C6	-5.21	114.80	117.40
2	B	1324	G	C5-C6-N1	-5.21	108.90	111.50
2	B	1615	C	N1-C2-O2	-5.21	115.78	118.90
2	B	929	G	C4-C5-N7	5.21	112.88	110.80
2	B	2490	G	N1-C6-O6	5.20	123.02	119.90
2	B	664	C	C6-N1-C2	5.20	122.38	120.30
2	B	2277	G	C4-N9-C1'	5.20	133.26	126.50
2	FB	933	A	C5-N7-C8	-5.20	101.30	103.90
2	B	2586	C	OP1-P-O3'	5.20	116.63	105.20
2	FB	1768	U	O4'-C1'-N1	5.20	112.36	108.20
2	B	754	C	C6-N1-C2	-5.20	118.22	120.30
2	B	1204	A	N1-C2-N3	5.19	131.90	129.30
1	A	121	C	C2-N1-C1'	5.19	124.51	118.80
2	B	1204	A	C2-N3-C4	-5.19	108.00	110.60
2	B	68	G	C6-C5-N7	-5.19	127.28	130.40
2	B	934	G	O5'-P-OP2	-5.19	101.03	105.70
1	EB	121	C	C5-C4-N4	-5.19	116.57	120.20
2	B	1309	G	C6-C5-N7	-5.19	127.29	130.40
2	B	2699	C	C6-N1-C2	5.18	122.37	120.30
2	FB	466	A	N1-C6-N6	5.18	121.71	118.60
2	FB	663	G	C5-C6-N1	-5.18	108.91	111.50
2	FB	2848	G	O4'-C1'-N9	5.18	112.35	108.20
4	HB	25	C	N1-C2-O2	5.18	122.01	118.90
1	A	121	C	N1-C2-O2	5.18	122.01	118.90
2	B	528	A	C5-C6-N1	-5.18	115.11	117.70
1	EB	61	G	C5-C6-N1	-5.18	108.91	111.50
2	B	2258	C	N3-C4-C5	-5.18	119.83	121.90
2	B	2033	A	N7-C8-N9	-5.17	111.21	113.80
2	FB	68	G	C5-C6-N1	-5.17	108.91	111.50
2	B	2124	G	O4'-C1'-N9	5.17	112.34	108.20
2	B	379	G	C5-C6-N1	-5.17	108.92	111.50
2	B	1774	C	C5-C6-N1	5.17	123.58	121.00
2	FB	1651	G	N1-C6-O6	5.17	123.00	119.90

*Continued on next page...*

*Continued from previous page...*

Mol	Chain	Res	Type	Atoms	Z	Observed(°)	Ideal(°)
2	FB	2035	G	N3-C2-N2	-5.17	116.28	119.90
2	FB	1043	C	C6-N1-C2	-5.17	118.23	120.30
2	B	496	G	N1-C6-O6	5.16	123.00	119.90
2	B	976	C	C6-N1-C2	-5.16	118.23	120.30
2	B	2501	C	OP2-P-O3'	5.16	116.56	105.20
2	FB	574	C	C6-N1-C2	5.16	122.36	120.30
2	FB	1298	C	O5'-P-OP1	-5.16	101.06	105.70
2	FB	671	C	C5-C6-N1	-5.16	118.42	121.00
2	FB	2439	A	C5'-C4'-O4'	-5.16	102.91	109.10
2	B	2424	C	C2-N1-C1'	-5.16	113.13	118.80
2	FB	1783	A	OP2-P-O3'	5.15	116.54	105.20
2	FB	933	A	N7-C8-N9	5.15	116.38	113.80
2	B	1326	U	OP2-P-O3'	5.15	116.53	105.20
2	B	2848	G	O4'-C1'-N9	5.15	112.32	108.20
2	FB	1264	G	N3-C4-C5	-5.15	126.03	128.60
2	B	473	G	C8-N9-C4	5.15	108.46	106.40
2	FB	1778	U	C6-N1-C1'	5.15	128.41	121.20
1	A	687	A	P-O3'-C3'	5.15	125.88	119.70
2	B	2033	A	OP1-P-OP2	5.15	127.32	119.60
2	B	2542	A	C8-N9-C4	5.15	107.86	105.80
2	B	1012	U	C5-C4-O4	5.15	128.99	125.90
2	B	1828	G	C5-C6-N1	-5.14	108.93	111.50
2	B	750	A	N1-C6-N6	-5.14	115.52	118.60
2	B	852	G	C5-C6-O6	-5.14	125.52	128.60
2	B	1401	G	C8-N9-C4	-5.14	104.34	106.40
2	FB	2602	A	C2-N3-C4	5.14	113.17	110.60
2	B	1154	G	N1-C6-O6	5.14	122.98	119.90
2	B	1936	A	C4-C5-N7	5.14	113.27	110.70
2	FB	1960	A	C8-N9-C4	5.14	107.86	105.80
2	B	1157	G	C6-C5-N7	-5.14	127.32	130.40
2	B	1043	C	C6-N1-C2	-5.14	118.25	120.30
1	EB	615	C	C5-C6-N1	5.14	123.57	121.00
2	FB	792	G	N3-C4-C5	-5.14	126.03	128.60
2	B	146	G	C5-C6-N1	-5.13	108.93	111.50
2	B	242	G	C8-N9-C1'	5.13	133.68	127.00
2	B	2410	G	C4-C5-N7	5.13	112.85	110.80
2	FB	645	C	C6-N1-C2	-5.13	118.25	120.30
2	FB	2583	G	N3-C4-C5	-5.13	126.03	128.60
2	B	2517	C	OP2-P-O3'	5.13	116.49	105.20
2	FB	29	U	N3-C4-O4	5.13	122.99	119.40
2	FB	687	C	C5-C6-N1	5.13	123.56	121.00
2	FB	2698	U	C5-C4-O4	5.13	128.98	125.90

*Continued on next page...*



*Continued from previous page...*

Mol	Chain	Res	Type	Atoms	Z	Observed(°)	Ideal(°)
1	A	236	G	C4-C5-C6	5.13	121.88	118.80
2	B	524	U	N3-C4-C5	-5.13	111.52	114.60
1	EB	495	A	P-O3'-C3'	5.13	125.85	119.70
2	FB	491	G	N1-C2-N3	5.13	126.98	123.90
2	FB	2383	G	C4-N9-C1'	5.13	133.17	126.50
2	FB	2447	G	OP1-P-O3'	5.12	116.47	105.20
2	FB	958	U	N1-C2-O2	5.12	126.39	122.80
2	FB	1852	C	C6-N1-C2	-5.12	118.25	120.30
2	B	179	G	C5-C6-N1	-5.12	108.94	111.50
2	B	1320	C	N1-C2-O2	-5.12	115.83	118.90
2	FB	776	G	C5-C6-O6	5.12	131.67	128.60
2	FB	2271	G	C6-C5-N7	-5.12	127.33	130.40
2	B	397	G	C4-C5-N7	5.12	112.85	110.80
2	B	801	G	C5-C6-O6	5.12	131.67	128.60
2	B	789	A	OP2-P-O3'	5.12	116.46	105.20
2	B	2028	U	N3-C2-O2	5.12	125.78	122.20
2	B	2765	A	C8-N9-C4	-5.12	103.75	105.80
2	B	516	C	C5-C6-N1	5.11	123.56	121.00
2	B	1422	G	C5-C6-N1	-5.11	108.94	111.50
2	FB	2276	G	C6-C5-N7	-5.11	127.33	130.40
2	B	774	A	C5-N7-C8	-5.11	101.34	103.90
2	B	2870	C	C6-N1-C2	-5.11	118.25	120.30
2	FB	742	G	C6-C5-N7	-5.11	127.33	130.40
2	B	397	G	N3-C4-C5	5.11	131.16	128.60
2	FB	37	C	C6-N1-C2	-5.11	118.26	120.30
2	FB	1296	G	C2-N3-C4	-5.11	109.34	111.90
2	B	501	A	C5-C6-N1	-5.11	115.14	117.70
2	B	2035	G	N7-C8-N9	-5.11	110.55	113.10
2	B	2249	U	N3-C4-O4	5.11	122.98	119.40
2	B	2508	G	C5-C6-N1	-5.11	108.94	111.50
1	A	913	A	P-O3'-C3'	5.11	125.83	119.70
2	B	2509	G	N1-C6-O6	5.11	122.97	119.90
2	B	1022	G	C8-N9-C1'	5.10	133.63	127.00
2	B	1326	U	C6-N1-C2	-5.10	117.94	121.00
2	FB	1828	G	N1-C2-N3	5.10	126.96	123.90
2	B	1184	G	N1-C6-O6	5.10	122.96	119.90
1	EB	91	C	C6-N1-C2	-5.10	118.26	120.30
2	FB	2501	C	OP2-P-O3'	5.10	116.42	105.20
2	FB	1828	G	N3-C4-N9	-5.10	122.94	126.00
2	B	106	C	C6-N1-C2	-5.10	118.26	120.30
2	B	138	G	N1-C6-O6	5.10	122.96	119.90
2	FB	2837	G	C8-N9-C4	-5.10	104.36	106.40

*Continued on next page...*



Continued from previous page...

Mol	Chain	Res	Type	Atoms	Z	Observed(°)	Ideal(°)
2	B	2897	U	N1-C2-O2	5.10	126.37	122.80
1	EB	112	G	C8-N9-C4	-5.10	104.36	106.40
2	B	832	G	C4-N9-C1'	5.09	133.12	126.50
2	B	1497	U	C2-N1-C1'	5.09	123.81	117.70
2	FB	465	G	N1-C2-N3	5.09	126.96	123.90
2	FB	668	G	C2-N3-C4	-5.09	109.35	111.90
2	B	1779	U	C2-N1-C1'	5.09	123.81	117.70
2	B	2385	C	C6-N1-C2	5.09	122.34	120.30
2	FB	528	A	C6-N1-C2	5.09	121.66	118.60
1	A	1473	A	C5-C6-N1	5.09	120.25	117.70
2	FB	2577	A	O5'-P-OP2	-5.09	101.12	105.70
1	EB	115	G	N3-C4-N9	5.09	129.05	126.00
2	B	786	C	O5'-P-OP2	-5.09	101.12	105.70
2	B	2046	G	C4-C5-N7	5.09	112.83	110.80
2	B	2710	C	C6-N1-C2	-5.09	118.27	120.30
2	FB	265	A	C4-C5-N7	5.09	113.24	110.70
2	FB	1218	C	C6-N1-C2	5.08	122.33	120.30
3	GB	60	C	C6-N1-C2	-5.08	118.27	120.30
1	EB	306	G	C8-N9-C4	5.08	108.43	106.40
2	FB	2124	G	O4'-C1'-N9	5.08	112.26	108.20
2	B	1043	C	C6-N1-C1'	-5.08	114.71	120.80
2	FB	489	G	C8-N9-C4	-5.08	104.37	106.40
2	FB	845	G	N3-C4-N9	5.08	129.05	126.00
2	B	2055	C	N3-C2-O2	-5.08	118.35	121.90
2	FB	2585	U	C2-N1-C1'	5.08	123.79	117.70
1	A	691	G	C6-C5-N7	-5.07	127.36	130.40
1	A	1099	G	N9-C4-C5	5.07	107.43	105.40
2	B	750	A	N1-C2-N3	5.07	131.84	129.30
2	FB	1326	U	OP2-P-O3'	5.07	116.35	105.20
2	B	197	A	OP2-P-O3'	5.07	116.35	105.20
2	FB	801	G	C4-C5-N7	-5.07	108.77	110.80
2	B	2504	U	OP1-P-OP2	-5.07	112.00	119.60
2	FB	944	G	C5-C6-N1	-5.07	108.97	111.50
2	FB	1826	G	N3-C4-C5	-5.07	126.07	128.60
2	FB	391	G	N3-C4-N9	5.06	129.04	126.00
1	A	250	A	N1-C6-N6	-5.06	115.56	118.60
2	B	778	G	N7-C8-N9	5.06	115.63	113.10
2	FB	270(I)	C	C6-N1-C2	-5.06	118.28	120.30
2	FB	2578	G	C5-C6-O6	5.06	131.64	128.60
2	FB	379	G	C4-C5-C6	5.06	121.83	118.80
2	B	786	C	OP1-P-O3'	5.06	116.33	105.20
2	B	1371	G	C8-N9-C4	-5.06	104.38	106.40

Continued on next page...

*Continued from previous page...*

Mol	Chain	Res	Type	Atoms	Z	Observed(°)	Ideal(°)
5	E	263	ARG	NE-CZ-NH1	5.06	122.83	120.30
2	FB	1697	G	C4-C5-N7	5.06	112.82	110.80
2	FB	2338	G	C5-C6-O6	-5.06	125.57	128.60
1	A	495	A	OP1-P-O3'	5.05	116.32	105.20
2	B	270(Q)	C	N1-C2-O2	5.05	121.93	118.90
2	B	2449	U	N3-C2-O2	5.05	125.74	122.20
2	FB	1328	G	N3-C4-C5	-5.05	126.07	128.60
2	B	1381	G	C5-C6-N1	-5.05	108.97	111.50
4	D	25	C	C2-N1-C1'	5.05	124.36	118.80
2	FB	489	G	N1-C6-O6	-5.05	116.87	119.90
2	B	462	C	C4-C5-C6	-5.05	114.88	117.40
2	B	725	G	N3-C4-C5	-5.05	126.08	128.60
2	B	1021	A	C6-C5-N7	-5.05	128.77	132.30
2	B	2442	C	C2-N1-C1'	5.05	124.36	118.80
2	B	2602	A	C2-N3-C4	5.05	113.12	110.60
2	FB	465	G	C8-N9-C4	-5.05	104.38	106.40
2	FB	1615	C	C6-N1-C2	5.05	122.32	120.30
2	FB	2574	G	C8-N9-C1'	-5.05	120.44	127.00
2	B	1600	C	C2-N3-C4	-5.05	117.38	119.90
2	B	742	G	C6-C5-N7	-5.05	127.37	130.40
2	B	1024	G	C6-C5-N7	-5.05	127.37	130.40
2	FB	929	G	C5-C6-O6	-5.05	125.57	128.60
2	FB	1759	A	C2-N3-C4	-5.05	108.08	110.60
2	FB	2321	G	C4-N9-C1'	5.05	133.06	126.50
2	FB	1811	G	N3-C2-N2	5.04	123.43	119.90
1	A	1469	G	C5-C6-N1	-5.04	108.98	111.50
2	B	2502	G	C8-N9-C4	-5.04	104.38	106.40
2	B	1304	C	N3-C4-C5	5.04	123.92	121.90
2	FB	761	A	N1-C6-N6	-5.04	115.58	118.60
2	FB	1323	U	C5-C6-N1	5.04	125.22	122.70
2	B	2224	G	N7-C8-N9	5.04	115.62	113.10
1	EB	699	C	C5-C6-N1	5.04	123.52	121.00
2	FB	1663	C	N1-C2-O2	-5.04	115.88	118.90
2	FB	1790	C	O5'-P-OP1	-5.04	101.17	105.70
1	EB	568	G	N3-C4-C5	-5.04	126.08	128.60
2	B	2018	G	C8-N9-C4	-5.04	104.39	106.40
2	FB	955	C	C6-N1-C2	-5.04	118.29	120.30
2	FB	1970	A	C8-N9-C4	-5.04	103.79	105.80
2	FB	270(P)	U	C2-N1-C1'	5.03	123.74	117.70
2	B	1251	C	N3-C2-O2	-5.03	118.38	121.90
2	B	34	C	C2-N3-C4	5.03	122.41	119.90
2	B	671	C	C2-N1-C1'	-5.03	113.27	118.80

*Continued on next page...*

Continued from previous page...

Mol	Chain	Res	Type	Atoms	Z	Observed(°)	Ideal(°)
1	EB	117	G	N1-C6-O6	5.03	122.92	119.90
1	EB	1158	C	N3-C2-O2	-5.03	118.38	121.90
1	EB	6	G	C8-N9-C1'	-5.03	120.47	127.00
2	FB	122	G	C8-N9-C4	5.03	108.41	106.40
2	B	742	G	C5-C6-N1	-5.02	108.99	111.50
2	B	2612	C	OP1-P-OP2	-5.02	112.07	119.60
2	FB	465	G	C4-C5-N7	-5.02	108.79	110.80
2	FB	862	G	C8-N9-C4	-5.02	104.39	106.40
2	B	1904	G	N3-C4-C5	-5.02	126.09	128.60
1	A	186(F)	C	C6-N1-C2	-5.02	118.29	120.30
2	B	270(P)	U	C2-N1-C1'	5.02	123.72	117.70
2	FB	2838	G	C6-C5-N7	-5.02	127.39	130.40
2	FB	947	G	C5-C6-N1	-5.02	108.99	111.50
2	FB	1210	A	P-O3'-C3'	5.02	125.72	119.70
2	FB	1844	C	C6-N1-C2	-5.02	118.29	120.30
2	FB	2766	G	C6-C5-N7	-5.02	127.39	130.40
1	EB	505	G	C4-C5-N7	5.02	112.81	110.80
2	FB	1825	A	N1-C6-N6	-5.01	115.59	118.60
2	FB	1355	G	N1-C6-O6	5.01	122.91	119.90
2	B	794	G	C5-C6-O6	5.01	131.61	128.60
2	B	1975	G	N1-C6-O6	5.01	122.91	119.90
2	FB	489	G	C5-C6-O6	5.01	131.60	128.60
2	B	265	A	N7-C8-N9	5.01	116.30	113.80
2	FB	2415	G	N1-C6-O6	5.01	122.91	119.90
2	FB	795	C	N1-C2-O2	5.01	121.90	118.90
1	EB	285	G	C5-C6-N1	-5.00	109.00	111.50
2	FB	799	G	C5-C6-O6	-5.00	125.60	128.60
1	EB	1509	C	N3-C4-C5	-5.00	119.90	121.90
2	FB	396	G	N3-C4-C5	-5.00	126.10	128.60
2	FB	929	G	C4-C5-N7	5.00	112.80	110.80
2	B	2365	G	N3-C4-C5	-5.00	126.10	128.60

There are no chirality outliers.

All (4) planarity outliers are listed below:

Mol	Chain	Res	Type	Group
24	BC	84	LEU	Peptide
38	MA	21	LEU	Peptide
38	QC	21	LEU	Peptide
24	X	84	LEU	Peptide

## 5.2 Too-close contacts [i](#)

In the following table, the Non-H and H(model) columns list the number of non-hydrogen atoms and hydrogen atoms in the chain respectively. The H(added) column lists the number of hydrogen atoms added and optimized by MolProbity. The Clashes column lists the number of clashes within the asymmetric unit, whereas Symm-Clashes lists symmetry-related clashes.

Mol	Chain	Non-H	H(model)	H(added)	Clashes	Symm-Clashes
1	A	32394	0	16368	745	0
1	EB	32394	0	16366	711	0
2	B	62031	0	31274	1148	0
2	FB	62031	0	31274	1141	1
3	C	2576	0	1305	54	0
3	GB	2576	0	1305	60	0
4	D	1642	0	841	45	0
4	HB	1642	0	841	40	0
4	IA	1642	0	841	54	0
4	MC	1642	0	841	49	0
5	E	2145	0	2234	113	0
5	IB	2145	0	2234	105	0
6	F	1563	0	1629	63	0
6	JB	1563	0	1629	63	0
7	G	1586	0	1632	77	0
7	KB	1586	0	1632	79	0
8	H	1471	0	1526	98	0
8	LB	1471	0	1526	87	1
9	I	1330	0	1407	56	0
9	MB	1330	0	1407	58	0
10	J	1137	0	1225	57	0
10	NB	1137	0	1225	59	0
11	K	1121	0	1195	43	0
11	OB	1121	0	1195	46	0
12	L	932	0	994	36	0
12	PB	932	0	994	40	0
13	M	1145	0	1228	58	0
13	QB	1145	0	1228	59	0
14	N	1121	0	1179	53	0
14	RB	1121	0	1179	55	0
15	O	968	0	1033	46	0
15	SB	968	0	1033	45	0
16	P	877	0	938	45	0
16	TB	877	0	938	42	0
17	Q	1143	0	1211	56	0
17	UB	1143	0	1211	53	0
18	R	964	0	1022	34	0

*Continued on next page...*

*Continued from previous page...*

Mol	Chain	Non-H	H(model)	H(added)	Clashes	Symm-Clashes
18	VB	964	0	1022	42	0
19	S	779	0	852	26	0
19	WB	779	0	852	31	0
20	T	890	0	951	38	0
20	XB	890	0	951	39	0
21	U	750	0	814	25	0
21	YB	750	0	814	24	0
22	V	814	0	906	33	0
22	ZB	814	0	906	36	0
23	AC	1495	0	1521	59	0
23	W	1495	0	1521	74	0
24	BC	662	0	688	39	0
24	X	662	0	688	36	0
25	CC	761	0	837	40	0
25	Y	761	0	837	42	0
26	DC	592	0	654	28	0
26	Z	592	0	654	29	0
27	AA	477	0	529	22	0
27	EC	477	0	529	18	0
28	BA	552	0	537	26	0
28	FC	552	0	537	21	0
29	CA	460	0	480	15	0
29	GC	460	0	480	17	0
30	DA	453	0	476	19	0
30	HC	453	0	476	19	0
31	EA	418	0	467	19	0
31	IC	418	0	467	17	0
32	FA	517	0	582	26	0
32	JC	517	0	582	26	0
33	GA	307	0	335	14	0
33	KC	307	0	335	17	0
34	HA	220	0	108	14	0
34	LC	220	0	108	5	0
35	JA	2005	0	1964	108	0
35	NC	2005	0	1964	95	0
36	KA	1900	0	1951	87	0
36	OC	1900	0	1951	93	0
37	LA	1612	0	1677	74	0
37	PC	1612	0	1677	74	0
38	MA	1703	0	1767	102	0
38	QC	1703	0	1767	105	0
39	NA	1155	0	1213	48	0

*Continued on next page...*

*Continued from previous page...*

Mol	Chain	Non-H	H(model)	H(added)	Clashes	Symm-Clashes
39	RC	1155	0	1213	45	0
40	OA	843	0	857	41	0
40	SC	843	0	857	42	0
41	PA	1257	0	1296	84	0
41	TC	1257	0	1296	77	0
42	QA	1116	0	1177	65	0
42	UC	1116	0	1177	65	0
43	RA	1011	0	1043	60	0
43	VC	1011	0	1043	61	0
44	SA	794	0	840	44	0
44	WC	794	0	840	43	0
45	TA	864	0	881	51	0
45	XC	864	0	881	50	0
46	UA	958	0	1047	41	0
46	YC	958	0	1047	52	0
47	VA	933	0	992	64	0
47	ZC	933	0	992	63	0
48	AD	492	0	533	32	0
48	WA	492	0	533	37	0
49	BD	734	0	771	26	0
49	XA	734	0	771	30	0
50	CD	700	0	720	40	0
50	YA	700	0	720	48	0
51	DD	823	0	893	46	0
51	ZA	823	0	893	42	0
52	AB	574	0	644	41	0
52	ED	574	0	644	42	0
53	BB	665	0	686	52	0
53	FD	665	0	686	54	0
54	CB	762	0	859	36	0
54	GD	762	0	859	39	0
55	DB	208	0	221	24	0
55	HD	208	0	221	21	0
56	A	214	0	0	0	0
56	AA	2	0	0	0	0
56	AB	2	0	0	0	0
56	AD	2	0	0	0	0
56	B	562	0	0	0	0
56	BA	1	0	0	0	0
56	BC	1	0	0	0	0
56	BD	1	0	0	0	0
56	C	21	0	0	0	0

*Continued on next page...*

*Continued from previous page...*

Mol	Chain	Non-H	H(model)	H(added)	Clashes	Symm-Clashes
56	CA	1	0	0	0	0
56	CB	1	0	0	0	0
56	CC	7	0	0	0	0
56	CD	1	0	0	0	0
56	D	5	0	0	0	0
56	DA	2	0	0	0	0
56	DC	1	0	0	0	0
56	E	1	0	0	0	0
56	EA	1	0	0	0	0
56	EB	206	0	0	0	0
56	EC	1	0	0	0	0
56	F	2	0	0	0	0
56	FB	475	0	0	0	0
56	FC	1	0	0	0	0
56	G	2	0	0	0	0
56	GB	15	0	0	0	0
56	H	1	0	0	0	0
56	HA	3	0	0	0	0
56	HB	9	0	0	0	0
56	I	3	0	0	0	0
56	IA	6	0	0	0	0
56	IB	4	0	0	0	0
56	J	2	0	0	0	0
56	JA	6	0	0	0	0
56	JB	2	0	0	0	0
56	JC	1	0	0	0	0
56	K	4	0	0	0	0
56	KA	1	0	0	0	0
56	KB	4	0	0	0	0
56	L	2	0	0	0	0
56	LA	2	0	0	0	0
56	LC	1	0	0	0	0
56	M	5	0	0	0	0
56	MA	2	0	0	0	0
56	MB	2	0	0	0	0
56	MC	5	0	0	0	0
56	NA	2	0	0	0	0
56	NB	3	0	0	0	0
56	NC	5	0	0	0	0
56	O	2	0	0	0	0
56	OB	3	0	0	0	0
56	OC	5	0	0	0	0

*Continued on next page...*

*Continued from previous page...*

Mol	Chain	Non-H	H(model)	H(added)	Clashes	Symm-Clashes
56	PB	1	0	0	0	0
56	PC	1	0	0	0	0
56	Q	2	0	0	0	0
56	QA	2	0	0	0	0
56	QC	4	0	0	0	0
56	RB	1	0	0	0	0
56	RC	3	0	0	0	0
56	S	2	0	0	0	0
56	SA	3	0	0	0	0
56	SB	2	0	0	0	0
56	SC	1	0	0	0	0
56	T	3	0	0	0	0
56	TA	3	0	0	0	0
56	TB	1	0	0	0	0
56	TC	1	0	0	0	0
56	U	2	0	0	0	0
56	UA	4	0	0	0	0
56	UB	3	0	0	0	0
56	UC	2	0	0	0	0
56	V	2	0	0	0	0
56	VB	1	0	0	0	0
56	VC	1	0	0	0	0
56	W	2	0	0	0	0
56	WB	1	0	0	0	0
56	WC	1	0	0	0	0
56	X	1	0	0	0	0
56	XA	6	0	0	0	0
56	XC	1	0	0	0	0
56	Y	1	0	0	0	0
56	YC	5	0	0	0	0
56	Z	4	0	0	0	0
56	ZA	1	0	0	0	0
56	ZB	2	0	0	0	0
57	B	30	0	24	2	0
57	FB	30	0	24	1	0
58	BA	1	0	0	0	0
58	CA	1	0	0	0	0
58	DA	1	0	0	0	0
58	FC	1	0	0	0	0
58	GA	1	0	0	0	0
58	GC	1	0	0	0	0
58	HC	1	0	0	0	0

*Continued on next page...*



*Continued from previous page...*

Mol	Chain	Non-H	H(model)	H(added)	Clashes	Symm-Clashes
58	KC	1	0	0	0	0
58	V	1	0	0	0	0
58	ZB	1	0	0	0	0
All	All	299841	0	203748	7838	1

The all-atom clashscore is defined as the number of clashes found per 1000 atoms (including hydrogen atoms). The all-atom clashscore for this structure is 16.

All (7838) close contacts within the same asymmetric unit are listed below, sorted by their clash magnitude.

Atom-1	Atom-2	Interatomic distance (Å)	Clash overlap (Å)
38:QC:18:LYS:NZ	38:QC:26:CYS:SG	2.00	1.34
38:MA:9:CYS:SG	38:MA:18:LYS:NZ	2.05	1.30
38:QC:9:CYS:SG	38:QC:18:LYS:NZ	2.03	1.29
2:B:630:G:OP2	32:FA:15:LYS:NZ	1.65	1.29
38:MA:18:LYS:NZ	38:MA:26:CYS:SG	2.04	1.28
2:FB:630:G:OP2	32:JC:15:LYS:NZ	1.65	1.27
2:FB:2040:C:OP2	11:OB:109:LYS:NZ	1.76	1.19
38:MA:9:CYS:HG	38:MA:18:LYS:NZ	1.39	1.17
2:B:2040:C:OP2	11:K:109:LYS:NZ	1.79	1.15
31:EA:19:ARG:HG2	31:EA:19:ARG:HH11	1.02	1.14
31:IC:19:ARG:HG2	31:IC:19:ARG:HH11	1.08	1.12
1:A:339:C:OP2	12:L:97:ARG:NH1	1.83	1.11
2:B:574:C:N3	6:F:145:LYS:NZ	2.03	1.05
1:EB:1346:A:N6	1:EB:1375:A:OP2	1.90	1.04
12:L:53:LYS:N	12:L:56:ASP:OD2	1.92	1.02
26:Z:28:LYS:NZ	26:Z:56:GLN:OE1	1.93	1.01
1:A:346:G:OP1	17:Q:41:ARG:NH1	1.92	1.01
2:B:2279:G:OP2	24:X:11:ARG:NH2	1.94	1.01
7:KB:205:ARG:HB2	7:KB:205:ARG:HH11	1.25	1.01
1:A:1346:A:N6	1:A:1375:A:OP2	1.94	1.00
1:EB:931:C:H42	1:EB:1386:G:H1	1.06	1.00
5:E:63:ARG:HH11	5:E:63:ARG:HG3	1.27	0.99
2:FB:1798:U:OP2	5:IB:273:ARG:NH2	1.96	0.98
2:FB:2279:G:OP2	24:BC:11:ARG:NH2	1.97	0.98
38:QC:9:CYS:HG	38:QC:18:LYS:NZ	1.62	0.98
52:ED:38:GLU:O	52:ED:41:LYS:NZ	1.95	0.98
5:IB:63:ARG:HH11	5:IB:63:ARG:HG3	1.26	0.97
35:NC:191:GLU:OE1	35:NC:195:ARG:NH1	1.96	0.97
2:FB:574:C:N3	6:JB:145:LYS:NZ	2.12	0.97
1:EB:1302:U:OP1	47:ZC:13:LYS:NZ	1.98	0.96

*Continued on next page...*

*Continued from previous page...*

Atom-1	Atom-2	Interatomic distance (Å)	Clash overlap (Å)
2:FB:2313:C:OP2	8:LB:74:LYS:NZ	1.99	0.96
7:G:205:ARG:HH11	7:G:205:ARG:HB2	1.27	0.95
2:FB:1567:A:OP2	5:IB:84:TYR:OH	1.84	0.95
52:AB:38:GLU:O	52:AB:41:LYS:NZ	1.98	0.95
2:B:1364:G:OP2	25:Y:3:LYS:HG3	1.66	0.95
25:Y:26:ARG:HB2	25:Y:26:ARG:HH11	1.28	0.95
5:IB:61:LEU:O	5:IB:63:ARG:NH1	2.00	0.95
12:PB:46:ALA:N	12:PB:54:GLU:OE2	2.00	0.95
1:A:978:A:OP2	1:A:1362(B):C:N4	2.00	0.94
25:CC:26:ARG:HB2	25:CC:26:ARG:HH11	1.29	0.94
2:B:2133:G:N3	2:B:2158:A:N6	2.15	0.94
2:B:307:G:N2	2:B:310:A:OP2	2.00	0.94
2:B:1798:U:OP2	5:E:273:ARG:NH2	1.99	0.94
2:B:2313:C:OP2	8:H:74:LYS:NZ	2.01	0.94
35:JA:191:GLU:OE1	35:JA:195:ARG:NH1	2.00	0.93
1:EB:978:A:OP2	1:EB:1362(B):C:N4	2.01	0.93
20:T:110:LYS:NZ	20:T:111:HIS:O	2.02	0.93
1:A:1316:G:N1	1:A:1319:A:OP2	2.01	0.93
2:B:1754:C:OP1	17:Q:96:ARG:NH1	2.00	0.93
39:NA:79:GLU:N	39:NA:79:GLU:OE2	2.01	0.93
2:FB:307:G:N2	2:FB:310:A:OP2	2.03	0.92
2:FB:2818:G:OP2	15:SB:42:LYS:NZ	2.02	0.92
1:EB:877:C:OP1	42:UC:88:LYS:NZ	2.02	0.92
2:FB:2133:G:N3	2:FB:2158:A:N6	2.17	0.92
2:FB:2867:G:OP2	17:UB:119:LYS:NZ	2.01	0.92
39:RC:79:GLU:N	39:RC:79:GLU:OE2	2.00	0.92
1:A:931:C:H42	1:A:1386:G:H1	1.09	0.92
1:A:1302:U:OP1	47:VA:13:LYS:NZ	2.02	0.92
2:B:392:C:H5''	2:B:409:C:H5''	1.51	0.92
1:A:664:G:H22	1:A:741:G:H1	1.17	0.92
20:XB:110:LYS:NZ	20:XB:111:HIS:O	2.03	0.91
26:DC:28:LYS:NZ	26:DC:56:GLN:OE1	2.01	0.91
1:A:1226:C:O2'	47:VA:111:LYS:NZ	2.04	0.91
5:E:61:LEU:O	5:E:63:ARG:NH1	2.02	0.91
41:TC:78:ARG:NH1	41:TC:154:TYR:O	2.02	0.91
41:PA:78:ARG:NH1	41:PA:154:TYR:O	2.04	0.91
1:A:877:C:OP1	42:QA:88:LYS:NZ	2.04	0.91
31:EA:19:ARG:HG2	31:EA:19:ARG:NH1	1.80	0.91
2:B:1992:G:O2'	2:B:1993:U:OP2	1.89	0.90
2:FB:2347:C:OP1	30:HC:38:LYS:NZ	2.05	0.90
2:B:2786:U:OP1	6:F:69:LYS:NZ	2.05	0.90

*Continued on next page...*

*Continued from previous page...*

Atom-1	Atom-2	Interatomic distance (Å)	Clash overlap (Å)
8:LB:44:GLY:O	8:LB:47:LYS:NZ	2.05	0.90
1:EB:1226:C:O2'	47:ZC:111:LYS:NZ	2.05	0.90
2:FB:1364:G:OP2	25:CC:3:LYS:HG3	1.70	0.90
12:PB:53:LYS:N	12:PB:56:ASP:OD2	2.03	0.90
2:FB:392:C:H5''	2:FB:409:C:H5''	1.53	0.90
31:IC:10:ARG:NH1	31:IC:14:LYS:HE3	1.86	0.90
12:L:46:ALA:N	12:L:54:GLU:OE2	2.04	0.90
17:Q:74:ARG:HH11	17:Q:76:PHE:HE1	1.19	0.90
1:A:310:G:OP2	50:YA:27:LYS:NZ	2.04	0.89
35:JA:330:ASP:HA	35:JA:333:MET:HB2	1.52	0.89
12:PB:2:ILE:HG22	12:PB:6:THR:HG21	1.53	0.89
2:B:819:A:OP2	2:B:1187:G:N2	2.04	0.89
1:EB:1316:G:N1	1:EB:1319:A:OP2	2.04	0.89
2:B:2347:C:OP1	30:DA:38:LYS:NZ	2.05	0.89
2:FB:2786:U:OP1	6:JB:69:LYS:NZ	2.05	0.89
2:FB:1992:G:O2'	2:FB:1993:U:OP2	1.90	0.88
2:FB:1754:C:OP1	17:UB:96:ARG:NH1	2.05	0.88
6:JB:38:THR:HG1	6:JB:41:LYS:H	1.19	0.88
2:B:1286:A:O2'	2:B:1288:U:OP2	1.89	0.88
48:WA:27:CYS:SG	48:WA:28:GLY:N	2.46	0.88
16:P:5:THR:N	16:P:8:GLU:OE2	2.06	0.88
2:FB:1286:A:O2'	2:FB:1288:U:OP2	1.91	0.87
17:UB:91:ARG:HB3	17:UB:91:ARG:HH11	1.38	0.87
4:D:12:G:H22	4:D:24:U:H3	1.22	0.87
16:TB:5:THR:N	16:TB:8:GLU:OE2	2.07	0.87
4:MC:33:U:OP2	43:VC:128:ARG:NH2	2.06	0.87
31:EA:10:ARG:NH1	31:EA:14:LYS:HE3	1.90	0.87
1:EB:310:G:OP2	50:CD:27:LYS:NZ	2.07	0.87
40:OA:28:ARG:HB3	40:OA:28:ARG:HH11	1.39	0.87
9:MB:42:ARG:HB2	9:MB:53:GLU:HB2	1.57	0.87
1:EB:1213:A:O2'	1:EB:1215:G:N7	2.08	0.86
17:UB:74:ARG:HH11	17:UB:76:PHE:HE1	1.20	0.86
48:AD:27:CYS:SG	48:AD:28:GLY:N	2.47	0.86
2:B:847:U:O4	2:B:933:A:N6	2.08	0.86
4:HB:50:U:H3	4:HB:64:G:H1	1.20	0.86
1:EB:1261:A:H5''	55:HD:25:LYS:HZ3	1.40	0.86
1:A:36:C:OP1	46:UA:123:LYS:NZ	2.09	0.86
6:F:38:THR:HG1	6:F:41:LYS:H	1.19	0.86
1:A:1375:A:O2'	41:PA:29:LYS:NZ	2.09	0.86
2:B:2298:A:H62	2:B:2318:G:H8	1.22	0.86
8:LB:98:ARG:HB2	8:LB:98:ARG:HH11	1.40	0.86

*Continued on next page...*

*Continued from previous page...*

Atom-1	Atom-2	Interatomic distance (Å)	Clash overlap (Å)
50:YA:53:VAL:HG12	50:YA:79:VAL:HG22	1.57	0.86
2:FB:819:A:OP2	2:FB:1187:G:N2	2.09	0.86
2:B:2867:G:OP2	17:Q:119:LYS:NZ	2.09	0.85
2:B:1567:A:OP2	5:E:84:TYR:OH	1.94	0.85
8:H:44:GLY:O	8:H:47:LYS:NZ	2.08	0.85
25:Y:23:LYS:HB3	25:Y:29:GLY:HA3	1.58	0.85
5:IB:263:ARG:HH11	5:IB:263:ARG:HG3	1.42	0.85
4:D:50:U:H3	4:D:64:G:H1	1.21	0.85
1:A:252:U:O2	1:A:275:G:N2	2.09	0.85
2:B:2818:G:OP2	15:O:42:LYS:NZ	2.10	0.85
17:Q:91:ARG:HB3	17:Q:91:ARG:HH11	1.40	0.85
31:IC:19:ARG:HG2	31:IC:19:ARG:NH1	1.87	0.85
1:A:1075:C:OP1	36:KA:179:LYS:NZ	2.09	0.85
35:JA:326:LEU:HD13	35:JA:328:ARG:HB3	1.59	0.85
1:EB:36:C:OP1	46:YC:123:LYS:NZ	2.10	0.85
2:FB:1536:A:OP2	2:FB:1537:C:N4	2.08	0.85
2:FB:442:G:H4'	7:KB:46:ARG:HG3	1.59	0.84
5:E:218:ARG:HG3	5:E:218:ARG:HH11	1.40	0.84
24:X:4:LYS:O	4:IA:74:C:N4	2.08	0.84
30:DA:8:LYS:HB2	30:DA:54:ILE:HG21	1.60	0.84
31:EA:10:ARG:HH11	31:EA:14:LYS:HE3	1.42	0.84
2:FB:1226:A:OP1	19:WB:84:LYS:NZ	2.09	0.84
9:I:42:ARG:HB2	9:I:53:GLU:HB2	1.59	0.84
2:B:2637:U:OP1	6:F:82:ARG:NH1	2.10	0.84
8:LB:132:ASN:HB3	8:LB:158:ALA:HA	1.57	0.84
31:IC:10:ARG:HH11	31:IC:14:LYS:HE3	1.40	0.84
1:A:1213:A:O2'	1:A:1215:G:N7	2.09	0.84
1:A:1305:G:OP2	55:DB:2:GLY:N	2.11	0.84
5:E:263:ARG:HH11	5:E:263:ARG:HG3	1.41	0.84
2:B:2316:C:O2	8:H:128:ARG:NH1	2.10	0.84
12:L:2:ILE:HG22	12:L:6:THR:HG21	1.58	0.84
12:L:31:LYS:HB2	12:L:31:LYS:NZ	1.93	0.84
40:SC:28:ARG:HB3	40:SC:28:ARG:HH11	1.43	0.84
16:TB:3:ARG:HB3	16:TB:3:ARG:HH11	1.42	0.83
15:O:87:TYR:OH	15:O:117:VAL:O	1.96	0.83
2:FB:1379:A:H4'	2:FB:1380:G:OP2	1.77	0.83
2:FB:2316:C:O2	8:LB:128:ARG:NH1	2.12	0.83
35:NC:326:LEU:HD13	35:NC:328:ARG:HB3	1.60	0.83
14:N:134:ARG:HH11	23:W:122:ARG:HE	1.26	0.83
2:FB:2298:A:H62	2:FB:2318:G:H8	1.22	0.83
4:HB:12:G:H22	4:HB:24:U:H3	1.24	0.83

*Continued on next page...*

*Continued from previous page...*

Atom-1	Atom-2	Interatomic distance (Å)	Clash overlap (Å)
1:A:1270:C:OP2	55:DB:24:ARG:NH2	2.12	0.83
1:EB:664:G:H22	1:EB:741:G:H1	1.25	0.83
24:BC:4:LYS:O	4:MC:74:C:N4	2.12	0.83
2:B:1536:A:OP2	2:B:1537:C:N4	2.12	0.82
2:FB:140:A:H8	2:FB:1408:C:HO2'	1.25	0.82
12:PB:31:LYS:HB2	12:PB:31:LYS:NZ	1.94	0.82
16:P:3:ARG:HB3	16:P:3:ARG:HH11	1.42	0.82
35:NC:330:ASP:HA	35:NC:333:MET:HB2	1.59	0.82
48:WA:27:CYS:HB3	48:WA:43:CYS:SG	2.20	0.82
1:EB:1375:A:O2'	41:TC:29:LYS:NZ	2.12	0.82
52:AB:53:ARG:HH12	52:AB:60:ALA:HA	1.42	0.82
15:SB:87:TYR:OH	15:SB:117:VAL:O	1.97	0.82
52:ED:53:ARG:HH12	52:ED:60:ALA:HA	1.43	0.82
1:A:967:5MC:HO2'	43:RA:125:TYR:HH	1.26	0.82
1:A:1523:G:OP1	45:TA:123:LYS:NZ	2.12	0.82
4:D:71:C:H2'	4:D:72:A:H8	1.42	0.82
23:W:93:ASP:HA	23:W:131:ARG:HH12	1.45	0.82
48:AD:27:CYS:HB3	48:AD:43:CYS:SG	2.20	0.82
10:J:3:VAL:HG12	10:J:38:LEU:HA	1.61	0.81
47:VA:54:VAL:HG13	47:VA:57:ARG:HH12	1.45	0.81
47:ZC:54:VAL:HG13	47:ZC:57:ARG:HH12	1.43	0.81
7:G:145:GLU:N	7:G:145:GLU:OE2	2.13	0.81
40:SC:91:VAL:HG11	52:ED:72:ARG:HH12	1.45	0.81
46:YC:60:LEU:HD21	46:YC:66:VAL:HG22	1.62	0.81
1:A:134:A:N6	50:YA:25:ARG:HH12	1.77	0.81
2:B:517:C:OP1	29:CA:16:ARG:NH2	2.14	0.81
25:CC:23:LYS:HB3	25:CC:29:GLY:HA3	1.61	0.81
30:HC:8:LYS:HB2	30:HC:54:ILE:HG21	1.62	0.81
1:EB:1270:C:OP2	55:HD:24:ARG:NH2	2.13	0.81
41:TC:72:ARG:HH21	41:TC:138:LYS:NZ	1.79	0.81
1:A:1265:G:H1	1:A:1270:C:H42	1.28	0.81
8:H:98:ARG:HB2	8:H:98:ARG:HH11	1.46	0.81
35:JA:329:LEU:O	35:JA:331:GLU:N	2.14	0.81
1:A:537:G:OP1	46:UA:113:ARG:NH2	2.13	0.81
2:B:1171:G:N2	2:B:1178:C:N3	2.28	0.81
18:R:94:ASN:HD22	19:S:4:ILE:HD12	1.44	0.81
42:UC:50:ARG:HH11	42:UC:50:ARG:HA	1.46	0.81
2:B:2602:A:H5'	4:IA:74:C:H5''	1.63	0.81
14:N:18:LYS:O	14:N:98:LYS:NZ	2.14	0.81
4:MC:75:C:H5''	35:NC:261:ARG:HG3	1.63	0.81
26:DC:22:GLU:OE2	26:DC:68:ARG:NH2	2.13	0.81

*Continued on next page...*

*Continued from previous page...*

Atom-1	Atom-2	Interatomic distance (Å)	Clash overlap (Å)
16:P:28:VAL:HG11	16:P:98:VAL:HG13	1.63	0.80
2:FB:994:C:O2'	2:FB:996:A:OP1	1.99	0.80
50:CD:53:VAL:HG12	50:CD:79:VAL:HG22	1.63	0.80
8:H:132:ASN:HB3	8:H:158:ALA:HA	1.61	0.80
7:KB:122:LYS:HD2	7:KB:191:ARG:HD3	1.63	0.80
1:A:278:G:OP2	51:ZA:92:ARG:NH2	2.13	0.80
2:B:507:A:O2'	2:B:508:G:OP2	1.97	0.80
2:FB:847:U:O4	2:FB:933:A:N6	2.14	0.80
1:EB:659:U:H3	1:EB:746:A:H61	1.29	0.80
38:QC:18:LYS:NZ	38:QC:21:LEU:O	2.15	0.80
2:B:1019:U:H3	2:B:1142(B):A:H62	1.29	0.80
2:B:2833:G:H4'	2:B:2834:G:OP2	1.81	0.80
2:B:1379:A:H4'	2:B:1380:G:OP2	1.80	0.80
12:PB:21:CYS:HB2	12:PB:39:ILE:HD12	1.64	0.80
2:B:155:C:H5	2:B:171:G:H1	1.27	0.80
40:OA:91:VAL:HG11	52:AB:72:ARG:HH12	1.47	0.80
52:AB:32:ARG:HA	52:AB:69:THR:HG21	1.64	0.80
41:PA:72:ARG:HH21	41:PA:138:LYS:NZ	1.80	0.80
1:EB:362:G:O3'	46:YC:33:ARG:NH1	2.15	0.80
4:MC:18:G:H21	4:MC:57:A:H62	1.29	0.80
2:FB:2637:U:OP1	6:JB:82:ARG:NH1	2.15	0.80
2:B:1753:G:OP2	17:Q:115:ARG:NH2	2.15	0.79
14:N:60:ARG:HH12	23:W:177:PRO:HG3	1.46	0.79
2:FB:286:C:H42	2:FB:355:G:H1	1.31	0.79
2:FB:1019:U:H3	2:FB:1142(B):A:H62	1.29	0.79
10:NB:3:VAL:HG12	10:NB:38:LEU:HA	1.65	0.79
1:EB:134:A:N6	50:CD:25:ARG:HH12	1.80	0.79
7:KB:145:GLU:N	7:KB:145:GLU:OE2	2.15	0.79
2:B:286:C:H42	2:B:355:G:H1	1.31	0.79
2:B:2795:G:H21	2:B:2799:A:H8	1.31	0.79
14:RB:60:ARG:HH12	23:AC:177:PRO:HG3	1.48	0.79
4:IA:18:G:H21	4:IA:57:A:H62	1.29	0.79
35:NC:329:LEU:O	35:NC:331:GLU:N	2.16	0.79
51:DD:13:ASP:H	51:DD:14:LYS:NZ	1.79	0.79
1:A:659:U:H3	1:A:746:A:H61	1.31	0.79
41:PA:111:ARG:HB3	41:PA:111:ARG:HH11	1.48	0.79
2:FB:517:C:OP1	29:GC:16:ARG:NH2	2.15	0.79
8:LB:98:ARG:HB2	8:LB:98:ARG:NH1	1.98	0.79
12:PB:35:VAL:HG11	12:PB:103:ALA:HB3	1.63	0.79
19:S:27:ALA:HB1	19:S:31:ALA:HB3	1.65	0.78
38:MA:18:LYS:NZ	38:MA:21:LEU:O	2.16	0.78

*Continued on next page...*

*Continued from previous page...*

Atom-1	Atom-2	Interatomic distance (Å)	Clash overlap (Å)
1:A:38:G:H22	1:A:397:A:H5''	1.46	0.78
2:B:862:G:H5'	14:N:18:LYS:HZ1	1.47	0.78
2:B:2142:C:N4	2:B:2149:G:O6	2.17	0.78
40:SC:16:GLN:HA	40:SC:19:LEU:HB3	1.65	0.78
41:TC:5:ARG:NH1	41:TC:6:ARG:O	2.16	0.78
43:VC:7:THR:O	43:VC:83:ARG:NH2	2.16	0.78
52:ED:32:ARG:HA	52:ED:69:THR:HG21	1.66	0.78
2:B:1434:A:H61	2:B:1558:A:H62	1.31	0.78
8:H:51:ARG:O	8:H:53:LEU:N	2.16	0.78
14:N:60:ARG:NH1	23:W:177:PRO:HG3	1.98	0.78
1:A:642:A:N3	42:QA:113:SER:OG	2.15	0.78
15:O:36:THR:HG22	15:O:37:THR:H	1.49	0.78
2:FB:2294:C:OP2	16:TB:13:ARG:NH2	2.17	0.78
2:B:748:G:O6	20:T:90:ARG:NH1	2.16	0.78
2:FB:507:A:O2'	2:FB:508:G:OP2	2.01	0.78
2:FB:2833:G:H4'	2:FB:2834:G:OP2	1.84	0.78
40:OA:16:GLN:HA	40:OA:19:LEU:HB3	1.66	0.78
1:A:964:A:O2'	44:SA:55:LYS:NZ	2.15	0.78
1:A:1318:A:OP1	53:BB:7:LYS:NZ	2.16	0.78
13:M:52:GLU:O	13:M:54:GLY:N	2.16	0.78
41:PA:5:ARG:NH1	41:PA:6:ARG:O	2.17	0.78
1:EB:1531:A:H8	1:EB:1531:A:OP2	1.67	0.78
4:HB:71:C:H2'	4:HB:72:A:H8	1.48	0.78
40:OA:28:ARG:HB3	40:OA:28:ARG:NH1	1.97	0.77
25:Y:3:LYS:HB2	25:Y:61:ARG:HH11	1.49	0.77
1:EB:1314:C:N4	53:FD:2:PRO:O	2.16	0.77
17:UB:77:PRO:HG2	17:UB:80:SER:HB2	1.67	0.77
26:Z:22:GLU:OE2	26:Z:68:ARG:NH2	2.16	0.77
1:EB:642:A:N3	42:UC:113:SER:OG	2.16	0.77
45:XC:12:ARG:HB3	45:XC:12:ARG:HH11	1.49	0.77
1:A:255:G:OP1	51:ZA:69:LYS:NZ	2.17	0.77
1:A:1531:A:H8	1:A:1531:A:OP2	1.66	0.77
2:FB:568:U:OP1	2:FB:945:A:N6	2.17	0.77
1:EB:252:U:O2	1:EB:275:G:N2	2.16	0.77
10:NB:7:GLU:HG3	10:NB:8:PRO:HD2	1.67	0.77
37:PC:88:ARG:HE	37:PC:101:LEU:HB3	1.48	0.77
20:T:68:ARG:NH1	20:T:110:LYS:O	2.16	0.77
4:IA:33:U:OP2	43:RA:128:ARG:NH2	2.18	0.77
46:UA:60:LEU:HD21	46:UA:66:VAL:HG22	1.65	0.77
1:EB:967:5MC:HO2'	43:VC:125:TYR:HH	1.30	0.77
2:FB:2789:C:O2	2:FB:2894:G:N2	2.18	0.77

*Continued on next page...*



*Continued from previous page...*

Atom-1	Atom-2	Interatomic distance (Å)	Clash overlap (Å)
7:KB:205:ARG:HH11	7:KB:205:ARG:CB	1.98	0.77
54:GD:91:LEU:HA	54:GD:94:ALA:HB3	1.66	0.77
23:W:30:ASN:HD21	23:W:33:LEU:HB3	1.49	0.77
47:VA:81:LEU:HD22	47:VA:88:ARG:HH12	1.50	0.77
36:KA:162:ILE:HD11	36:KA:184:VAL:HG13	1.66	0.77
1:EB:657:G:H2'	1:EB:658:G:H8	1.50	0.77
15:SB:97:VAL:HG12	15:SB:114:VAL:HG22	1.67	0.77
16:TB:28:VAL:HG11	16:TB:98:VAL:HG13	1.67	0.77
51:ZA:13:ASP:H	51:ZA:14:LYS:HZ2	1.32	0.76
1:EB:537:G:OP1	46:YC:113:ARG:NH2	2.18	0.76
2:FB:155:C:H5	2:FB:171:G:H1	1.30	0.76
1:A:657:G:H2'	1:A:658:G:H8	1.50	0.76
42:QA:50:ARG:HA	42:QA:50:ARG:HH11	1.51	0.76
1:EB:667:G:H4'	49:BD:51:HIS:CE1	2.21	0.76
1:EB:1523:G:OP1	45:XC:123:LYS:NZ	2.18	0.76
14:RB:134:ARG:HH11	23:AC:122:ARG:HE	1.29	0.76
51:ZA:13:ASP:H	51:ZA:14:LYS:NZ	1.83	0.76
1:EB:962:C:H42	1:EB:973:G:H1	1.32	0.76
2:FB:1071:G:N2	2:FB:1087:G:O6	2.18	0.76
4:MC:47:U:OP2	4:MC:47:U:H4'	1.84	0.76
37:LA:88:ARG:HE	37:LA:101:LEU:HB3	1.47	0.76
1:EB:278:G:OP2	51:DD:92:ARG:NH2	2.18	0.76
2:FB:1264:G:OP1	29:GC:19:ARG:NH2	2.17	0.76
2:FB:2012:G:OP1	20:XB:11:ARG:NH2	2.13	0.76
15:SB:36:THR:HG22	15:SB:37:THR:H	1.51	0.76
17:UB:66:VAL:HA	17:UB:71:GLY:HA2	1.68	0.76
1:A:962:C:H42	1:A:973:G:H1	1.34	0.76
1:A:1139:G:N2	1:A:1142:G:O6	2.18	0.76
2:B:2378:A:H4'	16:P:23:ARG:NH1	2.01	0.76
39:RC:142:LEU:O	39:RC:143:ARG:NH1	2.17	0.76
1:EB:1148:U:H5'	43:VC:9:ARG:HH22	1.51	0.76
1:A:929:G:H1	1:A:1388:C:H42	1.34	0.76
12:L:35:VAL:HG11	12:L:103:ALA:HB3	1.67	0.76
8:LB:51:ARG:O	8:LB:53:LEU:N	2.16	0.76
20:XB:68:ARG:NH1	20:XB:110:LYS:O	2.18	0.76
41:TC:111:ARG:HB3	41:TC:111:ARG:HH11	1.49	0.76
53:FD:30:LEU:HB2	53:FD:48:THR:HB	1.66	0.76
1:A:1148:U:H5'	43:RA:9:ARG:HH22	1.51	0.76
2:B:1226:A:OP1	19:S:84:LYS:NZ	2.18	0.76
7:G:205:ARG:HH11	7:G:205:ARG:CB	1.99	0.76
1:EB:1318:A:OP1	53:FD:7:LYS:NZ	2.19	0.76

*Continued on next page...*



*Continued from previous page...*

Atom-1	Atom-2	Interatomic distance (Å)	Clash overlap (Å)
2:B:1365:A:O2'	25:Y:11:ARG:NH2	2.17	0.75
33:KC:2:LYS:HD3	33:KC:4:ARG:HH21	1.49	0.75
14:RB:30:GLY:HA2	14:RB:107:ALA:HB2	1.69	0.75
2:B:994:C:O2'	2:B:996:A:OP1	2.03	0.75
15:O:97:VAL:HG12	15:O:114:VAL:HG22	1.67	0.75
2:FB:2820:A:OP2	15:SB:2:ARG:NH2	2.19	0.75
1:A:952:U:H2'	1:A:953:G:H8	1.50	0.75
7:G:122:LYS:HD2	7:G:191:ARG:HD3	1.67	0.75
12:L:21:CYS:HB2	12:L:39:ILE:HD12	1.67	0.75
36:KA:105:PHE:O	36:KA:109:SER:OG	2.04	0.75
43:RA:7:THR:O	43:RA:83:ARG:NH2	2.20	0.75
2:FB:862:G:H5'	14:RB:18:LYS:HZ1	1.49	0.75
35:NC:317:VAL:HB	35:NC:329:LEU:HD13	1.67	0.75
35:JA:317:VAL:HB	35:JA:329:LEU:HD13	1.67	0.75
2:FB:2552:2MU:H2'	2:FB:2554:U:OP2	1.86	0.75
22:V:77:PRO:HD3	22:V:106:LEU:HB3	1.69	0.75
2:FB:2142:C:N4	2:FB:2149:G:O6	2.19	0.75
1:EB:539:A:H2'	1:EB:540:G:H8	1.52	0.75
1:EB:1265:G:H1	1:EB:1270:C:H42	1.32	0.75
40:SC:36:ARG:NH1	40:SC:36:ARG:HB2	2.02	0.75
2:B:1754:C:P	17:Q:96:ARG:HH12	2.09	0.75
1:EB:1139:G:N2	1:EB:1142:G:O6	2.20	0.75
2:FB:2093:G:H1	2:FB:2196:C:H42	1.33	0.75
14:RB:60:ARG:NH1	23:AC:177:PRO:HG3	2.01	0.75
1:A:186(C):C:H2'	1:A:186(D):G:C8	2.22	0.74
1:EB:952:U:H2'	1:EB:953:G:H8	1.52	0.74
2:FB:2378:A:H4'	16:TB:23:ARG:NH1	2.02	0.74
2:FB:2795:G:H21	2:FB:2799:A:H8	1.33	0.74
2:B:1788:C:OP1	5:E:222:ARG:NH2	2.19	0.74
35:JA:332:VAL:HG23	35:JA:337:LEU:HA	1.70	0.74
1:A:949:A:H1'	1:A:1364:U:H3	1.53	0.74
7:KB:24:LEU:HD23	7:KB:25:PRO:HD2	1.69	0.74
12:PB:34:THR:OG1	12:PB:35:VAL:N	2.20	0.74
35:NC:332:VAL:HG23	35:NC:337:LEU:HA	1.69	0.74
39:RC:50:GLU:OE2	39:RC:51:VAL:N	2.21	0.74
17:Q:77:PRO:HG2	17:Q:80:SER:HB2	1.68	0.74
2:FB:993:G:OP1	18:VB:50:ARG:NH2	2.20	0.74
2:FB:1612:C:N4	2:FB:1619:G:O6	2.18	0.74
25:CC:3:LYS:HB2	25:CC:61:ARG:HH11	1.52	0.74
37:PC:203:PHE:HZ	37:PC:206:GLU:HG3	1.52	0.74
51:DD:94:ASN:O	51:DD:97:SER:OG	2.05	0.74

*Continued on next page...*

*Continued from previous page...*

Atom-1	Atom-2	Interatomic distance (Å)	Clash overlap (Å)
2:B:2039:C:C5'	11:K:109:LYS:HZ2	2.01	0.74
10:J:7:GLU:HG3	10:J:8:PRO:HD2	1.69	0.74
40:SC:28:ARG:HB3	40:SC:28:ARG:NH1	2.02	0.74
11:K:68:GLU:N	11:K:68:GLU:OE2	2.21	0.74
2:FB:2821:A:OP2	2:FB:2822:G:OP2	2.05	0.74
42:UC:86:ILE:HG21	42:UC:133:LEU:HD13	1.70	0.74
1:A:61:G:H1	1:A:106:C:H42	1.36	0.74
34:HA:21:A:N6	35:JA:198:THR:OG1	2.20	0.74
39:NA:50:GLU:OE2	39:NA:51:VAL:N	2.20	0.74
18:VB:8:VAL:HG13	18:VB:12:ARG:HG3	1.68	0.74
51:DD:13:ASP:H	51:DD:14:LYS:HZ2	1.36	0.74
2:B:2210:G:H3'	2:B:2211:G:C8	2.23	0.74
2:B:2502:G:H5'	2:B:2503:2MA:H5''	1.69	0.74
8:H:98:ARG:HB2	8:H:98:ARG:NH1	2.03	0.74
51:ZA:7:THR:HG23	51:ZA:58:GLU:HB3	1.69	0.74
23:AC:30:ASN:HD21	23:AC:33:LEU:HB3	1.51	0.74
50:CD:22:THR:HA	50:CD:33:ILE:HG12	1.70	0.74
1:A:995:C:O2	48:WA:4:LYS:NZ	2.21	0.74
2:B:1531:C:H41	2:B:1539:G:H1	1.36	0.74
2:B:2821:A:OP2	2:B:2822:G:OP2	2.06	0.74
14:N:30:GLY:HA2	14:N:107:ALA:HB2	1.69	0.74
19:WB:27:ALA:HB1	19:WB:31:ALA:HB3	1.69	0.74
1:A:468:A:H5'	50:YA:75:ARG:HH12	1.52	0.74
2:B:1007:C:H5''	11:K:35:ARG:HH11	1.52	0.74
18:R:8:VAL:HG13	18:R:12:ARG:HG3	1.69	0.74
1:EB:1524:C:OP1	45:XC:120:ARG:NH1	2.20	0.74
2:FB:1434:A:H61	2:FB:1558:A:H62	1.34	0.74
26:DC:46:GLN:HB2	26:DC:49:LYS:HG3	1.70	0.74
1:A:667:G:H4'	49:XA:51:HIS:CE1	2.22	0.73
20:T:30:GLU:HA	20:T:33:ARG:HD2	1.69	0.73
53:BB:30:LEU:HB2	53:BB:48:THR:HB	1.67	0.73
1:EB:1258:G:O6	1:EB:1277:C:N4	2.17	0.73
1:A:942:G:N2	43:RA:124:GLN:OE1	2.21	0.73
2:B:1170:G:C2	2:B:1171:G:H1'	2.23	0.73
7:G:117:ARG:NH2	7:G:189:THR:O	2.18	0.73
2:FB:2299:G:N2	2:FB:2317:C:O2	2.20	0.73
1:A:539:A:H2'	1:A:540:G:H8	1.53	0.73
2:B:270(J):G:H2'	2:B:270(K):G:H8	1.53	0.73
10:J:10:GLU:O	10:J:12:LEU:N	2.21	0.73
11:K:9:VAL:HG23	11:K:11:PRO:HD3	1.67	0.73
26:Z:46:GLN:HB2	26:Z:49:LYS:HG3	1.69	0.73

*Continued on next page...*

*Continued from previous page...*

Atom-1	Atom-2	Interatomic distance (Å)	Clash overlap (Å)
45:TA:80:VAL:H	45:TA:104:GLN:HB3	1.52	0.73
2:FB:1042:G:H22	2:FB:1113:U:H3	1.33	0.73
2:FB:1173:G:H2'	2:FB:1175:U:H5''	1.70	0.73
5:IB:218:ARG:HH11	5:IB:218:ARG:HG3	1.52	0.73
1:A:503:C:OP1	46:UA:119:LYS:NZ	2.18	0.73
1:A:1064:G:N2	1:A:1190:G:O2'	2.22	0.73
2:B:243:U:OP2	32:FA:8:LYS:NZ	2.15	0.73
2:B:1071:G:N2	2:B:1087:G:O6	2.19	0.73
3:GB:85:G:H1	3:GB:91:C:H42	1.32	0.73
23:AC:93:ASP:HA	23:AC:131:ARG:HH12	1.53	0.73
8:H:135:LEU:HA	8:H:136:ARG:NH1	2.03	0.73
17:Q:66:VAL:HA	17:Q:71:GLY:HA2	1.70	0.73
2:FB:748:G:O6	20:XB:90:ARG:NH1	2.22	0.73
47:ZC:88:ARG:HB2	47:ZC:88:ARG:HH11	1.52	0.73
45:TA:79:SER:HB2	45:TA:106:LYS:HE3	1.69	0.73
1:EB:38:G:H22	1:EB:397:A:H5''	1.52	0.73
2:B:61:G:N2	2:B:93:C:O2	2.15	0.73
2:B:287:C:O2	2:B:354:G:N2	2.18	0.73
8:H:60:LEU:HB3	8:H:68:PRO:HG2	1.70	0.73
40:OA:36:ARG:HB2	40:OA:36:ARG:NH1	2.03	0.73
41:PA:106:GLN:O	41:PA:110:GLN:NE2	2.21	0.73
45:TA:12:ARG:HB3	45:TA:12:ARG:HH11	1.54	0.73
2:FB:2347:C:H42	2:FB:2370:G:H1	1.35	0.73
13:QB:52:GLU:O	13:QB:54:GLY:N	2.21	0.73
2:B:2093:G:H1	2:B:2196:C:H42	1.35	0.73
2:B:2294:C:OP2	16:P:13:ARG:NH2	2.22	0.73
9:I:164:TYR:HB2	9:I:167:GLU:HB2	1.70	0.73
53:BB:12:ASP:HB2	53:BB:15:LEU:HD13	1.71	0.73
1:EB:136:C:H42	1:EB:227:G:H1	1.34	0.73
4:MC:5:G:N2	4:MC:68:C:O2	2.21	0.73
51:DD:28:PRO:HA	51:DD:35:VAL:HA	1.71	0.73
1:A:973:G:OP1	44:SA:57:LYS:NZ	2.20	0.73
33:GA:2:LYS:HD3	33:GA:4:ARG:HH21	1.54	0.73
55:DB:2:GLY:O	55:DB:4:GLY:N	2.22	0.73
4:MC:53:G:H1	4:MC:61:C:H42	1.35	0.73
43:VC:26:VAL:HA	43:VC:61:ALA:HB3	1.70	0.73
2:B:528:A:O2'	2:B:529:A:O5'	2.05	0.73
17:Q:125:ARG:HA	17:Q:128:GLU:HG2	1.71	0.73
22:V:51:VAL:HG22	22:V:58:GLY:HA3	1.69	0.73
1:EB:468:A:H5'	50:CD:75:ARG:HH12	1.54	0.73
1:EB:973:G:OP1	44:WC:57:LYS:NZ	2.21	0.73

*Continued on next page...*

*Continued from previous page...*

Atom-1	Atom-2	Interatomic distance (Å)	Clash overlap (Å)
2:FB:270(J):G:H2'	2:FB:270(K):G:H8	1.53	0.73
2:FB:2039:C:C5'	11:OB:109:LYS:HZ2	2.02	0.73
40:SC:36:ARG:HB2	40:SC:36:ARG:HH11	1.54	0.73
1:EB:191(D):U:H2'	1:EB:191(E):G:H8	1.54	0.72
2:FB:2069:G:N2	2:FB:2442:C:O2	2.20	0.72
2:B:1042:G:H22	2:B:1113:U:H3	1.35	0.72
1:EB:929:G:H1	1:EB:1388:C:H42	1.37	0.72
54:CB:91:LEU:HA	54:CB:94:ALA:HB3	1.71	0.72
1:EB:503:C:OP1	46:YC:119:LYS:NZ	2.18	0.72
2:FB:528:A:O2'	2:FB:529:A:O5'	2.04	0.72
2:FB:1365:A:O2'	25:CC:11:ARG:NH2	2.22	0.72
8:LB:135:LEU:HA	8:LB:136:ARG:NH1	2.04	0.72
23:W:93:ASP:HA	23:W:131:ARG:NH1	2.04	0.72
39:NA:142:LEU:O	39:NA:143:ARG:NH1	2.22	0.72
47:VA:94:ARG:HH11	47:VA:96:LEU:HD12	1.52	0.72
2:FB:2300:G:H1	2:FB:2316:C:H42	1.37	0.72
9:MB:164:TYR:HB2	9:MB:167:GLU:HB2	1.70	0.72
1:A:1314:C:N4	53:BB:2:PRO:O	2.20	0.72
9:I:137:ASP:OD2	9:I:139:GLN:N	2.22	0.72
4:IA:5:G:N2	4:IA:68:C:O2	2.21	0.72
4:IA:47:U:OP2	4:IA:47:U:H4'	1.86	0.72
37:PC:53:ALA:HB2	37:PC:115:LEU:HG	1.71	0.72
13:QB:56:SER:HB2	13:QB:61:ARG:HD2	1.70	0.72
45:XC:79:SER:HB2	45:XC:106:LYS:HE3	1.71	0.72
2:B:568:U:OP1	2:B:945:A:N6	2.19	0.72
2:B:2849:U:OP1	17:Q:95:ARG:NH1	2.22	0.72
50:YA:22:THR:HA	50:YA:33:ILE:HG12	1.70	0.72
2:FB:243:U:OP2	32:JC:8:LYS:NZ	2.22	0.72
2:FB:1412:A:H61	2:FB:1590:U:H3	1.38	0.72
36:OC:130:ARG:NH1	36:OC:137:ARG:HH22	1.86	0.72
53:FD:12:ASP:HB2	53:FD:15:LEU:HD13	1.72	0.72
1:EB:255:G:OP1	51:DD:69:LYS:NZ	2.22	0.72
1:EB:942:G:N2	43:VC:124:GLN:OE1	2.23	0.72
2:FB:61:G:N2	2:FB:93:C:O2	2.16	0.72
1:A:191(D):U:H2'	1:A:191(E):G:H8	1.55	0.72
1:A:407:G:OP1	38:MA:115:ARG:NE	2.22	0.72
1:A:512:U:H2'	1:A:513:C:H6	1.53	0.72
2:B:1441:G:H2'	2:B:1442:G:H8	1.54	0.72
7:G:24:LEU:HD23	7:G:25:PRO:HD2	1.71	0.72
8:H:5:LEU:HD22	8:H:101:ILE:HD13	1.72	0.72
1:EB:186(C):C:H2'	1:EB:186(D):G:C8	2.24	0.72

*Continued on next page...*

*Continued from previous page...*

Atom-1	Atom-2	Interatomic distance (Å)	Clash overlap (Å)
1:EB:1064:G:N2	1:EB:1190:G:O2'	2.22	0.72
42:UC:3:THR:OG1	42:UC:4:ASP:N	2.22	0.72
10:J:71:ILE:HG13	10:J:72:LEU:HG	1.72	0.72
1:A:1258:G:O6	1:A:1277:C:N4	2.16	0.71
4:IA:53:G:H1	4:IA:61:C:H42	1.35	0.71
47:VA:3:ARG:NH1	47:VA:4:ILE:HG22	2.04	0.71
11:OB:9:VAL:HG23	11:OB:11:PRO:HD3	1.70	0.71
55:HD:2:GLY:O	55:HD:4:GLY:N	2.22	0.71
1:A:1524:C:OP1	45:TA:120:ARG:NH1	2.22	0.71
20:T:60:ASN:C	20:T:61:ASN:HD22	1.93	0.71
35:JA:174:ARG:NH1	35:JA:338:ASP:OD1	2.23	0.71
36:KA:130:ARG:NH1	36:KA:137:ARG:HH22	1.87	0.71
38:MA:22:LYS:HB2	38:MA:26:CYS:HB2	1.70	0.71
48:WA:9:LYS:HB3	48:WA:9:LYS:NZ	2.05	0.71
2:FB:2210:G:H3'	2:FB:2211:G:C8	2.25	0.71
21:YB:84:ALA:HB3	21:YB:87:GLN:HG3	1.71	0.71
5:E:263:ARG:HH11	5:E:263:ARG:CG	2.04	0.71
40:SC:18:GLN:HA	40:SC:21:LEU:HB3	1.72	0.71
2:FB:430:G:H5''	2:FB:431:U:OP2	1.91	0.71
8:LB:5:LEU:HD22	8:LB:101:ILE:HD13	1.73	0.71
4:MC:62:C:H2'	4:MC:63:G:C8	2.26	0.71
44:WC:50:ILE:HD12	48:AD:41:ARG:HH21	1.56	0.71
47:ZC:81:LEU:HD22	47:ZC:88:ARG:HH12	1.53	0.71
43:RA:26:VAL:HA	43:RA:61:ALA:HB3	1.73	0.71
52:AB:58:LEU:HD12	52:AB:62:GLU:HB3	1.72	0.71
2:FB:862:G:H5'	14:RB:18:LYS:NZ	2.04	0.71
2:FB:1531:C:H41	2:FB:1539:G:H1	1.36	0.71
38:QC:22:LYS:HB2	38:QC:26:CYS:HB2	1.71	0.71
40:OA:9:VAL:HB	40:OA:87:ARG:HB2	1.72	0.71
2:FB:1923:U:O2'	4:MC:12:G:O2'	1.96	0.71
2:B:993:G:OP1	18:R:50:ARG:NH2	2.24	0.71
2:B:1070:A:H3'	2:B:1071:G:H5'	1.71	0.71
2:B:1264:G:OP1	29:CA:19:ARG:NH2	2.21	0.71
17:Q:106:SER:HB3	17:Q:109:GLU:OE2	1.90	0.71
40:SC:9:VAL:HB	40:SC:87:ARG:HB2	1.72	0.71
47:ZC:94:ARG:HH11	47:ZC:96:LEU:HD12	1.56	0.71
2:B:1056:G:HO2'	2:B:1086:A:HO2'	1.39	0.71
36:KA:115:LEU:HD21	36:KA:153:ARG:HE	1.55	0.71
40:OA:36:ARG:HB2	40:OA:36:ARG:HH11	1.55	0.71
2:FB:441:U:O2	7:KB:46:ARG:NH2	2.23	0.71
2:FB:1863:G:H1	2:FB:1879:C:H42	1.39	0.71

*Continued on next page...*

*Continued from previous page...*

Atom-1	Atom-2	Interatomic distance (Å)	Clash overlap (Å)
1:A:1422:G:H5''	12:L:48:PRO:HB3	1.71	0.71
2:B:1394:U:H5''	2:B:1395:A:OP2	1.91	0.71
53:BB:58:VAL:HG23	53:BB:60:VAL:H	1.56	0.71
1:EB:877:C:HO2'	42:UC:3:THR:HG1	1.36	0.71
1:A:438:G:H4'	38:MA:123:HIS:CD2	2.26	0.71
4:IA:49:G:H22	4:IA:65:C:H42	1.39	0.71
42:QA:3:THR:OG1	42:QA:4:ASP:N	2.21	0.71
1:EB:44:G:H1	1:EB:398:C:H42	1.39	0.71
1:EB:512:U:H2'	1:EB:513:C:H6	1.53	0.71
1:EB:931:C:N4	1:EB:1386:G:H1	1.85	0.71
1:EB:1129:C:H5''	43:VC:16:ARG:NH1	2.06	0.71
2:FB:1170:G:C2	2:FB:1171:G:H1'	2.26	0.71
1:A:637:G:H2'	1:A:638:G:H8	1.56	0.70
1:A:1368:G:OP1	44:SA:62:HIS:NE2	2.23	0.70
1:A:1484:C:HO2'	2:B:1960:A:HO2'	1.34	0.70
1:EB:448:A:OP2	1:EB:485:G:N2	2.21	0.70
1:EB:949:A:H1'	1:EB:1364:U:H3	1.55	0.70
1:EB:1261:A:H5''	55:HD:25:LYS:NZ	2.06	0.70
10:NB:71:ILE:HG13	10:NB:72:LEU:HG	1.73	0.70
53:FD:16:LEU:HA	53:FD:19:VAL:HB	1.73	0.70
1:A:953:G:H5'	1:A:965:A:H61	1.54	0.70
2:FB:1007:C:H5''	11:OB:35:ARG:HH11	1.56	0.70
2:FB:1441:G:H2'	2:FB:1442:G:H8	1.55	0.70
35:NC:174:ARG:NH1	35:NC:338:ASP:OD1	2.24	0.70
53:FD:58:VAL:HG23	53:FD:60:VAL:H	1.56	0.70
1:A:1162:C:N4	1:A:1174:G:O6	2.25	0.70
22:V:83:THR:OG1	22:V:84:ARG:N	2.21	0.70
19:WB:15:GLU:HG3	19:WB:16:PRO:HD2	1.73	0.70
1:A:603:U:H2'	1:A:604:G:H8	1.56	0.70
21:U:21:PHE:O	21:U:23:GLU:N	2.23	0.70
21:U:84:ALA:HB3	21:U:87:GLN:HG3	1.72	0.70
2:FB:587:C:OP2	13:QB:21:ARG:NH1	2.23	0.70
25:CC:26:ARG:HH11	25:CC:26:ARG:CB	2.03	0.70
41:TC:46:ALA:HB2	41:TC:117:ALA:HB1	1.72	0.70
45:XC:12:ARG:HB3	45:XC:12:ARG:NH1	2.06	0.70
37:LA:53:ALA:HB2	37:LA:115:LEU:HG	1.72	0.70
2:FB:2502:G:H5'	2:FB:2503:2MA:H5''	1.74	0.70
37:PC:139:GLN:HB3	37:PC:140:ARG:HH12	1.57	0.70
41:TC:111:ARG:HB3	41:TC:111:ARG:NH1	2.06	0.70
45:XC:80:VAL:H	45:XC:104:GLN:HB3	1.55	0.70
46:YC:24:VAL:HB	46:YC:27:LEU:HD23	1.74	0.70

*Continued on next page...*

*Continued from previous page...*

Atom-1	Atom-2	Interatomic distance (Å)	Clash overlap (Å)
1:A:719:C:H1'	52:AB:49:LYS:HB3	1.73	0.70
1:A:933:G:O6	41:PA:3:ARG:NH2	2.25	0.70
2:FB:580:C:H2'	2:FB:581:C:H6	1.55	0.70
19:WB:60:GLU:HB2	19:WB:95:LEU:HB3	1.74	0.70
40:OA:18:GLN:HA	40:OA:21:LEU:HB3	1.74	0.70
40:SC:2:ARG:NH1	40:SC:69:GLU:OE2	2.21	0.70
4:IA:62:C:H2'	4:IA:63:G:C8	2.26	0.70
22:ZB:83:THR:OG1	22:ZB:84:ARG:N	2.23	0.70
1:A:877:C:HO2'	42:QA:3:THR:HG1	1.38	0.70
2:B:1412:A:H61	2:B:1590:U:H3	1.40	0.70
4:D:1:C:H42	4:D:72:A:H61	1.40	0.70
23:W:107:THR:O	23:W:112:ARG:NH2	2.25	0.70
41:PA:111:ARG:HB3	41:PA:111:ARG:NH1	2.06	0.70
47:VA:95:GLY:O	47:VA:110:ARG:NH1	2.25	0.70
1:EB:953:G:H5'	1:EB:965:A:H61	1.55	0.70
17:UB:28:VAL:HG11	17:UB:49:VAL:HG23	1.74	0.70
36:OC:16:HIS:HD2	36:OC:44:LEU:HD23	1.56	0.70
2:B:529:A:H4'	2:B:529:A:OP2	1.91	0.69
2:B:2602:A:H4'	2:B:2603:G:OP1	1.91	0.69
16:P:3:ARG:HB3	16:P:3:ARG:NH1	2.07	0.69
53:BB:16:LEU:HA	53:BB:19:VAL:HB	1.73	0.69
47:ZC:3:ARG:NH1	47:ZC:4:ILE:HG22	2.07	0.69
1:A:1054:C:H41	34:HA:22:A:H61	1.37	0.69
47:VA:14:ARG:HE	47:VA:42:ALA:HA	1.58	0.69
2:FB:444:C:OP1	7:KB:45:ARG:NH2	2.24	0.69
2:FB:861:A:O2'	14:RB:18:LYS:NZ	2.25	0.69
2:FB:1022:G:H22	2:FB:1142(B):A:H2	1.37	0.69
15:SB:103:ARG:HG2	15:SB:103:ARG:HH11	1.56	0.69
22:ZB:77:PRO:HD3	22:ZB:106:LEU:HB3	1.74	0.69
42:UC:111:ILE:HG13	42:UC:134:ILE:HB	1.73	0.69
51:DD:7:THR:HG23	51:DD:58:GLU:HB3	1.74	0.69
2:B:1173:G:H2'	2:B:1175:U:H5''	1.72	0.69
5:E:261:LYS:HD3	5:E:263:ARG:NH1	2.07	0.69
2:FB:1788:C:OP1	5:IB:222:ARG:NH2	2.25	0.69
12:PB:71:ARG:HH11	17:UB:74:ARG:HH21	1.39	0.69
49:BD:8:LYS:HZ3	49:BD:31:LEU:HD21	1.55	0.69
4:D:71:C:H2'	4:D:72:A:C8	2.27	0.69
51:ZA:28:PRO:HA	51:ZA:35:VAL:HA	1.73	0.69
20:XB:30:GLU:HA	20:XB:33:ARG:HD2	1.73	0.69
4:IA:75:C:H5''	35:JA:261:ARG:HG3	1.74	0.69
2:FB:1246:A:OP1	7:KB:38:ARG:NH2	2.16	0.69

*Continued on next page...*



*Continued from previous page...*

Atom-1	Atom-2	Interatomic distance (Å)	Clash overlap (Å)
8:LB:60:LEU:HB3	8:LB:68:PRO:HG2	1.72	0.69
35:NC:169:ASP:OD2	35:NC:170:GLY:N	2.26	0.69
38:MA:119:GLN:HG3	38:MA:123:HIS:CE1	2.28	0.69
1:EB:719:C:H1'	52:ED:49:LYS:HB3	1.72	0.69
2:FB:2128:C:N4	2:FB:2160:G:O6	2.26	0.69
17:UB:125:ARG:HA	17:UB:128:GLU:HG2	1.73	0.69
25:CC:2:SER:HB3	25:CC:46:LEU:HD12	1.75	0.69
36:OC:162:ILE:HD11	36:OC:184:VAL:HG13	1.72	0.69
40:SC:100:ASN:H	52:ED:23:LYS:HZ1	1.40	0.69
5:E:164:GLN:OE1	5:E:176:ARG:NH2	2.25	0.69
1:EB:964:A:O2'	44:WC:55:LYS:NZ	2.21	0.69
2:FB:1070:A:H3'	2:FB:1071:G:H5'	1.73	0.69
2:FB:1587:A:H2'	2:FB:1588:C:C6	2.27	0.69
6:JB:168:MET:HE2	6:JB:203:LYS:HE2	1.74	0.69
9:MB:58:GLU:HB3	9:MB:60:ARG:H	1.58	0.69
35:NC:316:ARG:HG2	35:NC:327:TYR:HB2	1.75	0.69
39:RC:78:HIS:HE2	39:RC:142:LEU:HA	1.57	0.69
1:A:362:G:O3'	46:UA:33:ARG:NH1	2.25	0.69
2:B:2469:A:H4'	14:N:56:ARG:HG2	1.73	0.69
5:E:63:ARG:HH11	5:E:63:ARG:CG	2.03	0.69
42:QA:111:ILE:HG13	42:QA:134:ILE:HB	1.75	0.69
1:EB:637:G:H2'	1:EB:638:G:H8	1.57	0.69
2:FB:1394:U:H5''	2:FB:1395:A:OP2	1.92	0.69
2:FB:2602:A:H4'	2:FB:2603:G:OP1	1.90	0.69
5:IB:263:ARG:HH11	5:IB:263:ARG:CG	2.04	0.69
7:KB:116:ASP:OD2	13:QB:1:MET:HB2	1.92	0.69
35:NC:188:PRO:HG2	35:NC:191:GLU:HB2	1.75	0.69
44:SA:21:GLN:HA	44:SA:24:VAL:HB	1.75	0.69
1:EB:603:U:H2'	1:EB:604:G:H8	1.58	0.69
5:IB:37:LEU:HB2	5:IB:62:TYR:HB2	1.74	0.69
5:IB:63:ARG:HH11	5:IB:63:ARG:CG	2.05	0.69
6:JB:179:GLU:HB3	6:JB:181:LEU:HD22	1.75	0.69
1:A:1138:G:H2'	1:A:1140:C:C4	2.28	0.69
3:C:85:G:H1	3:C:91:C:H42	1.40	0.69
24:X:27:GLU:HG3	24:X:68:GLU:HA	1.75	0.69
2:FB:2793:G:N2	2:FB:2794:C:O2	2.26	0.69
5:IB:17:THR:O	5:IB:211:ARG:NH2	2.24	0.69
36:OC:105:PHE:O	36:OC:109:SER:OG	2.11	0.69
2:B:1587:A:H2'	2:B:1588:C:C6	2.28	0.68
2:B:2069:G:N2	2:B:2442:C:O2	2.25	0.68
2:B:2402:C:H6	2:B:2402:C:OP2	1.76	0.68

*Continued on next page...*



*Continued from previous page...*

Atom-1	Atom-2	Interatomic distance (Å)	Clash overlap (Å)
2:B:2793:G:N2	2:B:2794:C:O2	2.26	0.68
36:KA:53:ARG:HH12	36:KA:199:TYR:HD1	1.40	0.68
47:VA:29:ARG:NH1	47:VA:64:TRP:HB3	2.08	0.68
2:FB:892:G:H5''	2:FB:893:C:OP2	1.93	0.68
22:ZB:51:VAL:HG22	22:ZB:58:GLY:HA3	1.74	0.68
36:OC:172:ILE:HG13	36:OC:175:ARG:HH21	1.57	0.68
41:TC:106:GLN:O	41:TC:110:GLN:NE2	2.24	0.68
1:A:931:C:N4	1:A:1386:G:H1	1.88	0.68
2:B:141(A):A:N1	2:B:1595:G:O2'	2.24	0.68
2:B:214:G:O2'	2:B:215:G:O4'	2.11	0.68
2:B:2347:C:H42	2:B:2370:G:H1	1.41	0.68
3:C:57:A:OP2	3:C:58:A:OP2	2.11	0.68
8:H:42:GLY:HA2	8:H:89:GLY:HA3	1.75	0.68
19:S:15:GLU:HG3	19:S:16:PRO:HD2	1.74	0.68
41:PA:46:ALA:HB2	41:PA:117:ALA:HB1	1.74	0.68
15:SB:59:ASP:N	15:SB:59:ASP:OD1	2.25	0.68
2:B:2141:G:N2	2:B:2150:U:O2'	2.25	0.68
2:B:2795:G:O2'	2:B:2799:A:N6	2.26	0.68
47:VA:88:ARG:HB2	47:VA:88:ARG:HH11	1.56	0.68
2:FB:91:A:C8	2:FB:92:G:C8	2.81	0.68
2:FB:1449(B):A:OP2	2:FB:1449(B):A:H8	1.77	0.68
2:FB:1754:C:P	17:UB:96:ARG:HH12	2.17	0.68
23:AC:97:GLU:HG2	23:AC:127:LYS:HG2	1.73	0.68
2:B:1449(B):A:H8	2:B:1449(B):A:OP2	1.77	0.68
13:M:57:THR:HG23	13:M:60:MET:HB2	1.73	0.68
38:MA:141:ARG:HB3	38:MA:141:ARG:HH11	1.57	0.68
2:FB:1753:G:OP2	17:UB:115:ARG:NH2	2.26	0.68
10:NB:10:GLU:O	10:NB:12:LEU:N	2.25	0.68
35:NC:338:ASP:HA	35:NC:341:ILE:HG22	1.76	0.68
1:A:411:A:OP1	38:MA:30:LYS:NZ	2.17	0.68
1:A:1219:U:OP1	48:WA:19:ARG:NH2	2.27	0.68
2:B:588:U:P	13:M:16:ARG:HH22	2.17	0.68
2:B:2313:C:O4'	8:H:40:ASN:ND2	2.26	0.68
5:E:17:THR:O	5:E:211:ARG:NH2	2.25	0.68
25:Y:26:ARG:HH11	25:Y:26:ARG:CB	2.03	0.68
1:EB:61:G:H1	1:EB:106:C:H42	1.42	0.68
2:FB:2298:A:N6	2:FB:2318:G:H8	1.91	0.68
2:FB:2334:G:O6	24:BC:74:ARG:NH2	2.25	0.68
5:IB:80:ALA:HB3	5:IB:94:LEU:HB3	1.75	0.68
1:A:136:C:H42	1:A:227:G:H1	1.40	0.68
1:A:1261:A:C6	1:A:1262:C:H1'	2.29	0.68

*Continued on next page...*

*Continued from previous page...*

Atom-1	Atom-2	Interatomic distance (Å)	Clash overlap (Å)
7:G:165:ARG:HA	7:G:168:ARG:HD3	1.76	0.68
36:KA:16:HIS:HD2	36:KA:44:LEU:HD23	1.58	0.68
36:KA:166:ASP:OD1	36:KA:168:THR:OG1	2.12	0.68
3:GB:57:A:OP2	3:GB:58:A:OP2	2.12	0.68
15:SB:18:LEU:HD21	15:SB:22:ARG:NH1	2.08	0.68
47:ZC:54:VAL:CG1	47:ZC:57:ARG:HH12	2.06	0.68
2:B:796:C:H2'	2:B:797:C:C6	2.28	0.68
2:B:2300:G:H1	2:B:2316:C:H42	1.39	0.68
8:H:46:ALA:HA	8:H:49:ASP:HB2	1.75	0.68
42:QA:86:ILE:HG21	42:QA:133:LEU:HD13	1.76	0.68
1:EB:933:G:O6	41:TC:3:ARG:NH2	2.26	0.68
2:FB:2114:A:O2'	2:FB:2168:G:OP1	2.12	0.68
9:MB:137:ASP:OD2	9:MB:139:GLN:N	2.27	0.68
25:CC:80:LEU:HB3	25:CC:82:LEU:HD23	1.76	0.68
1:A:773:G:O3'	5:E:202:LYS:NZ	2.26	0.68
2:B:858:U:OP2	24:X:77:ARG:NH2	2.26	0.68
52:AB:53:ARG:HH12	52:AB:60:ALA:CA	2.07	0.68
4:HB:1:C:H42	4:HB:72:A:H61	1.41	0.68
6:JB:34:VAL:HG21	6:JB:78:LEU:HD11	1.76	0.68
17:UB:106:SER:HB3	17:UB:109:GLU:OE2	1.93	0.68
38:QC:18:LYS:HE2	38:QC:21:LEU:H	1.59	0.68
41:TC:72:ARG:HH21	41:TC:138:LYS:HZ2	1.41	0.68
2:B:1405:U:H2'	2:B:1406:U:C6	2.28	0.68
2:B:2573:C:H41	35:JA:239:THR:HA	1.59	0.68
13:M:91:PHE:O	13:M:121:LYS:NZ	2.26	0.68
53:BB:19:VAL:HA	53:BB:22:LEU:HD12	1.76	0.68
2:FB:261:G:HO2'	2:FB:609(B):G:HO2'	1.41	0.68
48:AD:27:CYS:HB3	48:AD:43:CYS:HG	1.56	0.68
1:A:147:G:H1	1:A:175:C:H42	1.41	0.68
1:A:277:C:OP2	51:ZA:41:LYS:NZ	2.25	0.68
2:B:234:C:H2'	2:B:235:U:H6	1.59	0.68
2:B:1044:G:N2	2:B:1111:A:N3	2.42	0.68
2:B:2444:G:OP2	7:G:68:LYS:NZ	2.16	0.68
45:TA:12:ARG:HB3	45:TA:12:ARG:NH1	2.08	0.68
4:MC:49:G:H22	4:MC:65:C:H42	1.38	0.68
8:H:93:THR:HG21	8:H:95:ARG:HH21	1.59	0.67
15:O:103:ARG:HH11	15:O:103:ARG:HG2	1.59	0.67
1:EB:1138:G:H2'	1:EB:1140:C:C4	2.29	0.67
2:FB:1582:C:H2'	2:FB:1583:A:C8	2.29	0.67
3:GB:45:A:O4'	8:LB:95:ARG:NH1	2.27	0.67
44:WC:3:LYS:HD3	44:WC:4:ILE:HG13	1.77	0.67

*Continued on next page...*

*Continued from previous page...*

Atom-1	Atom-2	Interatomic distance (Å)	Clash overlap (Å)
2:B:1508:A:HO2'	2:B:1510:A:H2	1.40	0.67
2:B:2168:G:H2'	2:B:2170:A:OP2	1.95	0.67
30:DA:9:LEU:HD11	30:DA:34:LEU:HD12	1.77	0.67
1:EB:643:C:H2'	1:EB:644:G:H8	1.59	0.67
2:FB:1312:U:OP2	21:YB:63:LYS:NZ	2.19	0.67
33:KC:12:ASP:OD1	33:KC:12:ASP:N	2.25	0.67
1:A:539:A:H2'	1:A:540:G:C8	2.30	0.67
2:B:1342:A:O2'	2:B:1344:G:OP2	2.13	0.67
5:E:274:ARG:HH11	5:E:274:ARG:HG2	1.59	0.67
28:BA:62:ARG:NH1	28:BA:62:ARG:HA	2.10	0.67
36:KA:46:LYS:HB3	36:KA:46:LYS:NZ	2.09	0.67
41:PA:151:TYR:OH	45:TA:54:ARG:NH1	2.27	0.67
1:EB:931:C:N3	1:EB:1386:G:N2	2.30	0.67
2:FB:2039:C:H5''	11:OB:109:LYS:HZ2	1.58	0.67
37:PC:16:ARG:HH12	48:AD:50:LYS:HE3	1.60	0.67
1:A:714:G:H2'	1:A:715:A:C8	2.30	0.67
9:I:58:GLU:HB3	9:I:60:ARG:H	1.59	0.67
2:FB:1278:A:H2'	2:FB:1279:G:C8	2.30	0.67
2:FB:2168:G:H2'	2:FB:2170:A:OP2	1.94	0.67
14:RB:18:LYS:O	14:RB:98:LYS:NZ	2.19	0.67
36:OC:51:LEU:HD22	36:OC:201:ILE:HD12	1.77	0.67
14:N:134:ARG:NH1	23:W:122:ARG:HE	1.92	0.67
25:Y:80:LEU:HB3	25:Y:82:LEU:HD23	1.76	0.67
40:OA:46:ARG:HH22	52:AB:37:VAL:HG11	1.60	0.67
41:PA:16:LEU:HD21	43:RA:45:ALA:HB2	1.77	0.67
1:EB:1054:C:OP2	1:EB:1197:G:OP2	2.13	0.67
2:FB:1216:G:OP2	18:VB:12:ARG:NH2	2.25	0.67
2:FB:2278:A:H8	24:BC:12:ASN:HD22	1.42	0.67
36:OC:53:ARG:HH12	36:OC:199:TYR:HD1	1.40	0.67
44:WC:21:GLN:HA	44:WC:24:VAL:HB	1.75	0.67
48:AD:9:LYS:NZ	48:AD:9:LYS:HB3	2.09	0.67
1:A:44:G:H1	1:A:398:C:H42	1.42	0.67
2:B:588:U:OP1	13:M:16:ARG:NH2	2.28	0.67
2:B:889:C:O2'	2:B:890:A:O4'	2.13	0.67
2:B:892:G:H5''	2:B:893:C:OP2	1.94	0.67
4:D:8:4SU:O2	4:D:15:G:O6	2.13	0.67
25:Y:2:SER:HB3	25:Y:46:LEU:HD12	1.76	0.67
14:RB:54:MET:HB3	14:RB:117:ALA:HB1	1.77	0.67
16:TB:3:ARG:HB3	16:TB:3:ARG:NH1	2.09	0.67
15:O:18:LEU:HD21	15:O:22:ARG:NH1	2.10	0.67
1:EB:1266:G:H2'	1:EB:1268:A:OP2	1.95	0.67

*Continued on next page...*

*Continued from previous page...*

Atom-1	Atom-2	Interatomic distance (Å)	Clash overlap (Å)
2:FB:2143:C:N3	2:FB:2148:G:N2	2.42	0.67
2:FB:2402:C:OP2	2:FB:2402:C:H6	1.77	0.67
5:IB:274:ARG:HG2	5:IB:274:ARG:HH11	1.58	0.67
38:QC:119:GLN:HG3	38:QC:123:HIS:CE1	2.29	0.67
1:A:448:A:OP2	1:A:485:G:N2	2.23	0.67
1:A:931:C:N3	1:A:1386:G:N2	2.31	0.67
1:A:1129:C:H5''	43:RA:16:ARG:NH1	2.09	0.67
14:N:80:GLU:OE2	35:JA:262:SER:HB2	1.95	0.67
37:LA:203:PHE:HZ	37:LA:206:GLU:HG3	1.59	0.67
2:FB:1029:A:H5''	14:RB:128:LYS:HE2	1.76	0.67
2:FB:2287:A:H2	2:FB:2346:A:H62	1.42	0.67
2:B:1849:G:H2'	2:B:1850:G:H8	1.58	0.67
2:B:2756:U:H5''	33:GA:19:ARG:HG2	1.74	0.67
3:C:9:G:OP1	16:P:25:ARG:NH2	2.27	0.67
36:KA:172:ILE:HG13	36:KA:175:ARG:HH21	1.60	0.67
51:ZA:94:ASN:O	51:ZA:97:SER:OG	2.12	0.67
2:FB:588:U:C5'	13:QB:16:ARG:HH12	2.07	0.67
2:B:1029:A:H5''	14:N:128:LYS:HE2	1.77	0.67
23:W:45:ASP:OD1	23:W:49:ARG:NH1	2.28	0.67
35:JA:188:PRO:HG2	35:JA:191:GLU:HB2	1.77	0.67
35:JA:316:ARG:HG2	35:JA:327:TYR:HB2	1.76	0.67
37:LA:92:ALA:HB2	37:LA:99:VAL:HG22	1.77	0.67
38:MA:18:LYS:HE2	38:MA:21:LEU:H	1.60	0.67
2:FB:588:U:P	13:QB:16:ARG:HH22	2.18	0.67
23:AC:52:SER:OG	23:AC:53:ILE:N	2.24	0.67
46:YC:41:ARG:HG2	46:YC:41:ARG:HH11	1.61	0.66
47:ZC:29:ARG:NH1	47:ZC:64:TRP:HB3	2.10	0.66
1:A:643:C:H2'	1:A:644:G:H8	1.60	0.66
2:B:91:A:C8	2:B:92:G:C8	2.83	0.66
2:B:2552:2MU:H2'	2:B:2554:U:OP2	1.95	0.66
12:L:34:THR:OG1	12:L:35:VAL:N	2.24	0.66
49:BD:33:THR:HG23	49:BD:63:ARG:NH1	2.10	0.66
27:AA:44:ARG:HG2	27:AA:48:GLU:OE2	1.96	0.66
43:RA:10:ARG:NH1	43:RA:11:LYS:HD2	2.10	0.66
2:FB:2141:G:N2	2:FB:2150:U:O2'	2.27	0.66
8:LB:42:GLY:HA2	8:LB:89:GLY:HA3	1.76	0.66
42:UC:50:ARG:HA	42:UC:50:ARG:NH1	2.11	0.66
2:B:861:A:O2'	14:N:18:LYS:NZ	2.29	0.66
2:B:2474:C:H5'	2:B:2475:C:OP2	1.95	0.66
15:O:59:ASP:N	15:O:59:ASP:OD1	2.26	0.66
43:RA:5:TYR:HH	43:RA:7:THR:HG1	1.43	0.66

*Continued on next page...*

*Continued from previous page...*

Atom-1	Atom-2	Interatomic distance (Å)	Clash overlap (Å)
47:VA:81:LEU:HD22	47:VA:88:ARG:NH1	2.11	0.66
13:QB:88:LEU:HD21	13:QB:95:VAL:HG11	1.77	0.66
14:RB:134:ARG:NH1	23:AC:122:ARG:HE	1.94	0.66
37:PC:189:ALA:HB3	37:PC:196:LEU:HB2	1.76	0.66
49:BD:16:ALA:HB1	49:BD:21:ASP:HB3	1.77	0.66
53:FD:41:VAL:HG13	53:FD:43:GLU:H	1.60	0.66
2:B:181:A:H1'	2:B:435:C:H5'	1.77	0.66
2:B:2298:A:N6	2:B:2318:G:H8	1.92	0.66
39:NA:144:THR:H	39:NA:147:ASP:HB2	1.60	0.66
1:EB:539:A:H2'	1:EB:540:G:C8	2.30	0.66
13:QB:91:PHE:O	13:QB:121:LYS:NZ	2.29	0.66
23:AC:93:ASP:HA	23:AC:131:ARG:NH1	2.10	0.66
41:TC:89:MET:HG2	41:TC:156:TRP:HE1	1.60	0.66
1:A:1107:C:H5''	37:LA:173:VAL:HG23	1.75	0.66
2:B:686:G:O5'	31:EA:11:LYS:NZ	2.28	0.66
2:B:2114:A:O2'	2:B:2168:G:OP1	2.12	0.66
23:W:52:SER:OG	23:W:53:ILE:N	2.28	0.66
37:LA:189:ALA:HB3	37:LA:196:LEU:HB2	1.76	0.66
1:EB:1261:A:C6	1:EB:1262:C:H1'	2.30	0.66
2:FB:889:C:O2'	2:FB:890:A:O4'	2.13	0.66
2:FB:2469:A:H4'	14:RB:56:ARG:HG2	1.77	0.66
7:KB:24:LEU:HD22	7:KB:115:ALA:HB2	1.77	0.66
36:OC:115:LEU:HD21	36:OC:153:ARG:HE	1.60	0.66
2:B:1216:G:OP2	18:R:12:ARG:NH2	2.25	0.66
22:V:35:TYR:CE2	22:V:69:ALA:HB3	2.30	0.66
35:JA:338:ASP:HA	35:JA:341:ILE:HG22	1.76	0.66
46:UA:24:VAL:HB	46:UA:27:LEU:HD23	1.77	0.66
1:EB:773:G:O3'	5:IB:202:LYS:NZ	2.28	0.66
23:AC:45:ASP:OD1	23:AC:49:ARG:NH1	2.28	0.66
2:B:1056:G:H5''	2:B:1057:A:H4'	1.77	0.66
2:B:2591:C:H2'	2:B:2592:G:H8	1.61	0.66
17:Q:28:VAL:HG11	17:Q:49:VAL:HG23	1.77	0.66
2:FB:1587:A:H2'	2:FB:1588:C:H6	1.59	0.66
2:FB:1663:C:HO2'	2:FB:1664:A:H8	1.42	0.66
4:HB:8:4SU:O2	4:HB:15:G:O6	2.13	0.66
1:A:1251:A:HO2'	1:A:1369:C:HO2'	1.34	0.66
37:LA:139:GLN:HB3	37:LA:140:ARG:HH12	1.60	0.66
39:NA:50:GLU:HB3	39:NA:53:LEU:HG	1.77	0.66
2:FB:1654:A:OP2	15:SB:1:MET:N	2.29	0.66
2:FB:2529:G:OP1	9:MB:172:LYS:NZ	2.23	0.66
2:FB:2756:U:H5''	33:KC:19:ARG:HG2	1.76	0.66

*Continued on next page...*

*Continued from previous page...*

Atom-1	Atom-2	Interatomic distance (Å)	Clash overlap (Å)
36:OC:47:THR:O	36:OC:51:LEU:N	2.29	0.66
2:B:1278:A:H2'	2:B:1279:G:C8	2.31	0.66
2:B:2312:U:H2'	8:H:40:ASN:HD21	1.61	0.66
1:EB:495:A:H4'	1:EB:496:A:OP1	1.96	0.66
1:EB:613:C:H42	1:EB:627:G:H1	1.42	0.66
2:FB:1179:C:H2'	2:FB:1180:C:H6	1.61	0.66
2:FB:1405:U:H2'	2:FB:1406:U:C6	2.31	0.66
2:FB:1508:A:HO2'	2:FB:1510:A:H2	1.44	0.66
2:B:2175:C:H5''	2:B:2176:A:OP2	1.96	0.65
2:B:2573:C:N4	35:JA:239:THR:HA	2.11	0.65
2:B:2820:A:OP2	15:O:2:ARG:NH2	2.29	0.65
11:K:19:GLU:HA	11:K:59:LYS:HB3	1.77	0.65
12:L:31:LYS:HB2	12:L:31:LYS:HZ2	1.58	0.65
23:W:97:GLU:HG2	23:W:127:LYS:HG2	1.76	0.65
35:JA:223:ARG:HH22	35:JA:245:ARG:NH1	1.94	0.65
40:OA:2:ARG:NH1	40:OA:69:GLU:OE2	2.24	0.65
1:EB:893:C:N4	1:EB:894:G:O6	2.29	0.65
1:EB:1129:C:H5''	43:VC:16:ARG:HH12	1.61	0.65
2:FB:2820:A:P	15:SB:2:ARG:HH22	2.19	0.65
8:LB:46:ALA:HA	8:LB:49:ASP:HB2	1.78	0.65
37:PC:140:ARG:N	37:PC:140:ARG:HH11	1.94	0.65
1:A:559:A:H4'	1:A:560:U:H5'	1.78	0.65
1:A:637:G:H2'	1:A:638:G:C8	2.31	0.65
2:B:1843:C:H2'	2:B:1844:C:H6	1.61	0.65
24:X:21:LEU:HD23	24:X:41:ARG:NH1	2.11	0.65
41:PA:72:ARG:HH21	41:PA:138:LYS:HZ2	1.45	0.65
43:RA:29:ASN:O	43:RA:31:GLN:N	2.28	0.65
20:XB:60:ASN:C	20:XB:61:ASN:HD22	2.00	0.65
24:BC:21:LEU:HD23	24:BC:41:ARG:NH1	2.11	0.65
4:MC:69:C:H2'	4:MC:70:G:H8	1.61	0.65
47:ZC:88:ARG:HB2	47:ZC:88:ARG:NH1	2.12	0.65
49:BD:8:LYS:NZ	49:BD:31:LEU:HD21	2.12	0.65
53:FD:19:VAL:HA	53:FD:22:LEU:HD12	1.77	0.65
2:B:2039:C:H5'	11:K:109:LYS:HZ2	1.61	0.65
2:B:2128:C:N4	2:B:2160:G:O6	2.30	0.65
2:B:2143:C:N3	2:B:2148:G:N2	2.44	0.65
53:BB:41:VAL:HG13	53:BB:43:GLU:H	1.61	0.65
1:EB:134:A:H61	50:CD:25:ARG:HH12	1.43	0.65
5:IB:96:HIS:HD2	5:IB:102:LYS:HG2	1.61	0.65
11:OB:68:GLU:N	11:OB:68:GLU:OE2	2.29	0.65
43:VC:29:ASN:O	43:VC:31:GLN:N	2.28	0.65

*Continued on next page...*



*Continued from previous page...*

Atom-1	Atom-2	Interatomic distance (Å)	Clash overlap (Å)
1:A:1055:A:N7	1:A:1200:C:N4	2.44	0.65
2:B:1056:G:O2'	2:B:1086:A:O2'	2.13	0.65
2:B:1582:C:H2'	2:B:1583:A:C8	2.32	0.65
2:B:2287:A:H2	2:B:2346:A:H62	1.43	0.65
49:XA:16:ALA:HB1	49:XA:21:ASP:HB3	1.78	0.65
51:ZA:11:VAL:HG12	51:ZA:85:VAL:HG13	1.77	0.65
1:EB:559:A:H4'	1:EB:560:U:H5'	1.79	0.65
1:EB:613:C:OP2	38:QC:84:LYS:NZ	2.27	0.65
2:FB:1044:G:N2	2:FB:1111:A:N3	2.45	0.65
24:BC:27:GLU:HG3	24:BC:68:GLU:HA	1.78	0.65
35:NC:338:ASP:O	35:NC:340:LEU:N	2.30	0.65
37:PC:92:ALA:HB2	37:PC:99:VAL:HG22	1.79	0.65
47:ZC:29:ARG:HH11	47:ZC:64:TRP:HB3	1.62	0.65
1:A:1266:G:H2'	1:A:1268:A:OP2	1.96	0.65
3:C:45:A:O4'	8:H:95:ARG:NH1	2.29	0.65
41:PA:89:MET:HG2	41:PA:156:TRP:HE1	1.61	0.65
43:RA:22:GLY:H	43:RA:59:PHE:HA	1.62	0.65
43:RA:51:ARG:HG2	43:RA:51:ARG:HH11	1.61	0.65
52:AB:20:ALA:O	52:AB:55:ARG:NH2	2.30	0.65
1:EB:932:C:H5''	41:TC:4:ARG:HG3	1.79	0.65
2:FB:232:G:N2	2:FB:420:C:OP1	2.22	0.65
2:FB:323:G:H2'	7:KB:169:ASN:ND2	2.11	0.65
47:ZC:95:GLY:O	47:ZC:110:ARG:NH1	2.30	0.65
1:A:1288:A:N3	1:A:1352:C:O2'	2.27	0.65
2:B:2127:G:H1'	2:B:2162:G:H22	1.61	0.65
2:B:2564:A:C2	2:B:2647:U:H4'	2.32	0.65
6:F:168:MET:HE2	6:F:203:LYS:HE2	1.78	0.65
2:FB:1038:C:H42	2:FB:1117:G:H1	1.43	0.65
2:FB:2287:A:N6	2:FB:2344:U:H3	1.94	0.65
43:VC:10:ARG:NH1	43:VC:11:LYS:HD2	2.11	0.65
2:B:2278:A:H8	24:X:12:ASN:HD22	1.41	0.65
47:VA:29:ARG:HH11	47:VA:64:TRP:HB3	1.61	0.65
1:EB:637:G:H2'	1:EB:638:G:C8	2.31	0.65
1:EB:1162:C:N4	1:EB:1174:G:O6	2.29	0.65
2:B:1179:C:H2'	2:B:1180:C:H6	1.62	0.65
8:H:122:PRO:HD3	8:H:181:ARG:HG2	1.77	0.65
19:S:60:GLU:HB2	19:S:95:LEU:HB3	1.76	0.65
39:NA:35:GLY:HA3	39:NA:112:LEU:HB3	1.79	0.65
40:SC:46:ARG:HH22	52:ED:37:VAL:HG11	1.60	0.65
2:B:548:A:H2'	2:B:549:G:O4'	1.96	0.65
2:B:2794:C:N4	2:B:2802:G:O6	2.30	0.65

*Continued on next page...*

*Continued from previous page...*

Atom-1	Atom-2	Interatomic distance (Å)	Clash overlap (Å)
39:NA:11:ILE:HG22	39:NA:12:LEU:H	1.62	0.65
1:EB:603:U:H2'	1:EB:604:G:C8	2.32	0.65
1:EB:1107:C:H5''	37:PC:173:VAL:HG23	1.79	0.65
36:OC:121:LEU:HD12	36:OC:126:GLU:HB2	1.79	0.65
40:SC:91:VAL:HG11	52:ED:72:ARG:NH1	2.10	0.65
43:VC:22:GLY:H	43:VC:59:PHE:HA	1.62	0.65
52:ED:53:ARG:HH12	52:ED:60:ALA:CA	2.09	0.65
2:B:1815:A:OP2	5:E:54:ARG:NH2	2.30	0.65
23:W:19:ARG:HG3	23:W:19:ARG:HH11	1.62	0.65
38:MA:94:LEU:HA	38:MA:97:LEU:HD12	1.79	0.65
1:EB:113:G:H1'	1:EB:354:G:H5'	1.78	0.65
21:YB:21:PHE:O	21:YB:23:GLU:N	2.29	0.65
30:HC:13:CYS:SG	30:HC:14:THR:N	2.70	0.65
2:B:140:A:H8	2:B:1408:C:HO2'	1.42	0.64
5:E:96:HIS:HD2	5:E:102:LYS:HG2	1.60	0.64
37:LA:58:GLU:HG3	37:LA:65:ALA:HB3	1.77	0.64
1:EB:1270:C:H2'	1:EB:1271:G:C8	2.32	0.64
2:FB:1805:U:H2'	2:FB:1806:C:H6	1.62	0.64
2:FB:1813:G:O2'	5:IB:42:GLY:O	2.14	0.64
2:FB:2849:U:OP1	17:UB:95:ARG:NH1	2.29	0.64
12:PB:64:ARG:NH1	12:PB:81:ASP:OD1	2.30	0.64
38:QC:141:ARG:HB3	38:QC:141:ARG:HH11	1.62	0.64
38:QC:173:TRP:CD2	38:QC:189:PRO:HB3	2.32	0.64
2:B:1658:C:OP1	6:F:135:HIS:NE2	2.30	0.64
5:E:218:ARG:HH11	5:E:218:ARG:CG	2.10	0.64
14:N:54:MET:HB3	14:N:117:ALA:HB1	1.77	0.64
44:SA:3:LYS:HD3	44:SA:4:ILE:HG13	1.79	0.64
2:FB:1056:G:H5''	2:FB:1057:A:H4'	1.79	0.64
39:RC:11:ILE:HG22	39:RC:12:LEU:H	1.61	0.64
2:B:232:G:N2	2:B:420:C:OP1	2.22	0.64
2:B:588:U:C5'	13:M:16:ARG:HH12	2.10	0.64
47:ZC:86:CYS:HB2	53:FD:73:GLU:HG2	1.79	0.64
1:A:438:G:H4'	38:MA:123:HIS:HD2	1.62	0.64
1:A:603:U:H2'	1:A:604:G:C8	2.32	0.64
1:A:614:A:H2'	1:A:615:C:C6	2.33	0.64
14:N:137:TYR:HE2	23:W:49:ARG:NH1	1.95	0.64
52:AB:53:ARG:NH1	52:AB:60:ALA:HA	2.11	0.64
1:EB:1305:G:OP2	55:HD:2:GLY:N	2.30	0.64
2:FB:796:C:H2'	2:FB:797:C:C6	2.33	0.64
2:FB:1056:G:O2'	2:FB:1086:A:O2'	2.15	0.64
2:FB:1257:C:H4'	7:KB:83:PHE:CD1	2.32	0.64

*Continued on next page...*



*Continued from previous page...*

Atom-1	Atom-2	Interatomic distance (Å)	Clash overlap (Å)
2:FB:2602:A:H5'	4:MC:74:C:H5''	1.78	0.64
8:LB:122:PRO:HD3	8:LB:181:ARG:HG2	1.77	0.64
10:NB:83:ALA:HA	10:NB:88:ILE:HG12	1.79	0.64
11:OB:4:TYR:CD2	18:VB:100:VAL:HG11	2.31	0.64
12:PB:31:LYS:HB2	12:PB:31:LYS:HZ2	1.63	0.64
35:NC:123:GLU:HA	35:NC:126:LEU:HD12	1.79	0.64
1:EB:8:A:N6	38:QC:205:GLU:O	2.31	0.64
11:OB:19:GLU:HA	11:OB:59:LYS:HB3	1.80	0.64
27:EC:44:ARG:HG2	27:EC:48:GLU:OE2	1.97	0.64
1:A:134:A:H61	50:YA:25:ARG:HH12	1.43	0.64
11:K:88:GLU:OE1	11:K:88:GLU:N	2.30	0.64
47:VA:54:VAL:CG1	47:VA:57:ARG:HH12	2.09	0.64
1:EB:1347:G:N1	1:EB:1374:A:OP2	2.31	0.64
2:FB:2602:A:H5''	4:MC:75:C:P	2.37	0.64
8:LB:75:LYS:HA	8:LB:84:LYS:HG2	1.80	0.64
11:OB:88:GLU:HA	11:OB:91:LEU:HB2	1.80	0.64
28:FC:62:ARG:NH1	28:FC:62:ARG:HA	2.12	0.64
39:RC:144:THR:H	39:RC:147:ASP:HB2	1.61	0.64
55:HD:6:ARG:HH11	55:HD:6:ARG:HG3	1.62	0.64
2:B:1022:G:H22	2:B:1142(B):A:H2	1.46	0.64
2:B:2306:C:H3'	2:B:2307:G:H2'	1.80	0.64
3:C:75:G:O3'	23:W:10:ARG:NH1	2.30	0.64
36:KA:47:THR:O	36:KA:51:LEU:N	2.31	0.64
55:DB:6:ARG:HH11	55:DB:6:ARG:HG3	1.63	0.64
1:EB:376:G:H5''	50:CD:5:ARG:HD2	1.80	0.64
2:FB:2287:A:H62	2:FB:2344:U:H3	1.46	0.64
2:FB:2795:G:O2'	2:FB:2799:A:N6	2.28	0.64
37:PC:58:GLU:HG3	37:PC:65:ALA:HB3	1.78	0.64
41:TC:20:ASP:HB3	41:TC:23:VAL:HG23	1.78	0.64
47:ZC:14:ARG:HE	47:ZC:42:ALA:HA	1.63	0.64
1:A:613:C:H42	1:A:627:G:H1	1.44	0.64
2:B:1038:C:H42	2:B:1117:G:H1	1.44	0.64
2:B:1587:A:H2'	2:B:1588:C:H6	1.61	0.64
49:XA:33:THR:HG23	49:XA:63:ARG:NH1	2.13	0.64
2:FB:2127:G:H1'	2:FB:2162:G:H22	1.62	0.64
36:OC:88:ALA:HB2	36:OC:219:VAL:HG13	1.80	0.64
2:B:1708:C:H42	2:B:1750:G:H1	1.44	0.64
37:LA:140:ARG:N	37:LA:140:ARG:HH11	1.96	0.64
38:MA:21:LEU:N	38:MA:26:CYS:SG	2.71	0.64
1:EB:277:C:OP2	51:DD:41:LYS:NZ	2.24	0.64
1:EB:614:A:H2'	1:EB:615:C:C6	2.33	0.64

*Continued on next page...*

*Continued from previous page...*

Atom-1	Atom-2	Interatomic distance (Å)	Clash overlap (Å)
2:FB:748:G:OP1	20:XB:88:ARG:NH2	2.31	0.64
2:FB:2115:G:H4'	2:FB:2167:U:H1'	1.80	0.64
38:QC:94:LEU:HA	38:QC:97:LEU:HD12	1.79	0.64
52:ED:56:THR:OG1	52:ED:57:GLY:N	2.31	0.64
6:F:179:GLU:HB3	6:F:181:LEU:HD22	1.80	0.64
47:VA:86:CYS:HB2	53:BB:73:GLU:HG2	1.78	0.64
1:EB:1347:G:N2	1:EB:1374:A:OP2	2.31	0.64
2:FB:249:C:O2'	13:QB:64:LYS:NZ	2.23	0.64
2:FB:1843:C:H2'	2:FB:1844:C:H6	1.63	0.64
3:GB:89(A):G:H2'	3:GB:89(B):A:C8	2.33	0.64
17:UB:91:ARG:HH11	17:UB:91:ARG:CB	2.11	0.64
30:HC:9:LEU:HD11	30:HC:34:LEU:HD12	1.80	0.64
1:A:542:G:H5'	38:MA:41:GLY:HA3	1.80	0.63
2:B:442:G:H4'	7:G:46:ARG:HG3	1.80	0.63
2:B:2115:G:H4'	2:B:2167:U:H1'	1.79	0.63
45:TA:108:ILE:HD11	52:AB:87:ARG:HD2	1.80	0.63
1:EB:1117:G:O3'	43:VC:104:ARG:NH1	2.31	0.63
2:FB:2621:A:O2'	6:JB:159:HIS:ND1	2.31	0.63
7:KB:117:ARG:NH2	7:KB:189:THR:O	2.26	0.63
8:LB:93:THR:HG21	8:LB:95:ARG:HH21	1.62	0.63
10:NB:83:ALA:HB3	10:NB:146:ALA:HA	1.79	0.63
30:HC:17:LYS:NZ	30:HC:50:ARG:HH21	1.95	0.63
41:TC:67:GLU:HA	41:TC:70:LYS:HD3	1.80	0.63
5:E:80:ALA:HB3	5:E:94:LEU:HB3	1.80	0.63
5:E:146:GLU:HA	5:E:153:ALA:HA	1.80	0.63
41:PA:69:VAL:HG22	41:PA:135:VAL:HG13	1.81	0.63
52:AB:26:LEU:HD23	52:AB:42:ARG:HD2	1.79	0.63
4:HB:28:C:H42	4:HB:42:G:H1	1.46	0.63
5:IB:263:ARG:HH11	5:IB:263:ARG:H	1.46	0.63
7:KB:165:ARG:HA	7:KB:168:ARG:HD3	1.79	0.63
9:MB:64:LEU:O	9:MB:68:THR:OG1	2.14	0.63
1:A:1270:C:H2'	1:A:1271:G:C8	2.33	0.63
1:A:1320:C:O2	53:BB:36:ARG:NH1	2.32	0.63
8:H:106:LEU:HA	8:H:110:ALA:HB3	1.80	0.63
9:I:87:LEU:HD23	9:I:164:TYR:HA	1.79	0.63
17:Q:30:VAL:HG22	17:Q:86:ILE:HG23	1.78	0.63
1:EB:1032(B):G:H2'	1:EB:1032(C):G:H4'	1.80	0.63
2:FB:2133:G:H1'	2:FB:2158:A:H61	1.63	0.63
15:SB:9:LYS:HA	15:SB:17:ARG:NH1	2.13	0.63
1:A:1269:A:H5''	55:DB:24:ARG:NH2	2.14	0.63
2:B:580:C:H2'	2:B:581:C:H6	1.62	0.63

*Continued on next page...*

*Continued from previous page...*

Atom-1	Atom-2	Interatomic distance (Å)	Clash overlap (Å)
2:B:1863:G:H1	2:B:1879:C:H42	1.46	0.63
30:DA:13:CYS:SG	30:DA:14:THR:N	2.70	0.63
1:EB:1029:G:OP1	1:EB:1032(C):G:N2	2.31	0.63
2:FB:1849:G:H2'	2:FB:1850:G:H8	1.62	0.63
23:AC:139:VAL:HG22	23:AC:155:LEU:HD21	1.80	0.63
40:SC:15:ASP:O	40:SC:19:LEU:N	2.28	0.63
42:UC:7:ALA:HB2	42:UC:85:ARG:HD2	1.79	0.63
46:YC:32:PHE:HD1	46:YC:86:ARG:HB3	1.63	0.63
49:BD:8:LYS:NZ	49:BD:31:LEU:HD11	2.13	0.63
1:A:1032(B):G:H2'	1:A:1032(C):G:H4'	1.81	0.63
11:K:4:TYR:CD2	18:R:100:VAL:HG11	2.33	0.63
46:UA:32:PHE:HD1	46:UA:86:ARG:HB3	1.63	0.63
1:EB:377:G:P	50:CD:5:ARG:HH11	2.21	0.63
1:EB:1055:A:N7	1:EB:1200:C:N4	2.46	0.63
2:FB:414:C:H2'	2:FB:415:A:C8	2.33	0.63
2:FB:1918:A:O2'	2:FB:1920:4OC:N4	2.32	0.63
3:C:5:C:H42	3:C:115:G:H1	1.45	0.63
1:EB:1251:A:HO2'	1:EB:1369:C:HO2'	1.40	0.63
2:FB:529:A:OP2	2:FB:529:A:H4'	1.98	0.63
2:FB:2175:C:H5''	2:FB:2176:A:OP2	1.99	0.63
2:FB:2591:C:H2'	2:FB:2592:G:H8	1.63	0.63
41:TC:57:GLU:HB3	41:TC:60:LYS:HE2	1.81	0.63
1:A:81:G:H2'	1:A:82:U:C5	2.33	0.63
1:A:1067:A:N1	1:A:1108:G:O2'	2.28	0.63
2:B:268:C:H42	2:B:424:G:H1	1.45	0.63
2:B:2351:G:OP2	32:FA:46:ARG:NH1	2.29	0.63
7:G:101:LEU:HD12	7:G:102:PRO:HD2	1.81	0.63
33:GA:12:ASP:N	33:GA:12:ASP:OD1	2.30	0.63
35:JA:169:ASP:OD2	35:JA:170:GLY:N	2.32	0.63
45:TA:21:ILE:HA	45:TA:30:VAL:HG12	1.80	0.63
48:WA:27:CYS:HB3	48:WA:43:CYS:HG	1.62	0.63
54:CB:57:ARG:NH1	54:CB:102:GLY:O	2.31	0.63
2:FB:2794:C:N4	2:FB:2802:G:O6	2.32	0.63
7:KB:40:GLN:NE2	7:KB:184:TYR:HB2	2.14	0.63
9:MB:87:LEU:HD23	9:MB:164:TYR:HA	1.80	0.63
53:FD:33:THR:OG1	53:FD:34:TRP:N	2.32	0.63
1:A:376:G:H5''	50:YA:5:ARG:HD2	1.81	0.63
2:B:1846:G:H1	2:B:1894:C:H42	1.46	0.63
2:B:2790:A:O2'	2:B:2893:G:O2'	2.09	0.63
7:G:24:LEU:HD22	7:G:115:ALA:HB2	1.81	0.63
7:G:144:LYS:NZ	7:G:144:LYS:HB3	2.14	0.63

*Continued on next page...*

*Continued from previous page...*

Atom-1	Atom-2	Interatomic distance (Å)	Clash overlap (Å)
8:H:60:LEU:HA	8:H:63:ILE:HD12	1.81	0.63
2:FB:2444:G:OP2	7:KB:68:LYS:NZ	2.32	0.63
2:FB:2572:A:N3	6:JB:144:ARG:NH1	2.47	0.63
3:GB:5:C:H42	3:GB:115:G:H1	1.44	0.63
1:A:45:U:H2'	1:A:46:G:C8	2.34	0.63
1:A:668:G:H4'	49:XA:48:LYS:HB2	1.80	0.63
20:T:90:ARG:HG2	20:T:90:ARG:HH11	1.64	0.63
23:W:139:VAL:HG22	23:W:155:LEU:HD21	1.81	0.63
35:JA:191:GLU:OE2	35:JA:191:GLU:HA	1.98	0.63
37:LA:17:ASP:OD2	37:LA:54:ARG:NH2	2.31	0.63
41:PA:67:GLU:HA	41:PA:70:LYS:HD3	1.81	0.63
2:FB:1274:A:OP1	2:FB:1646:C:N4	2.30	0.63
37:PC:72:LYS:O	37:PC:74:GLY:N	2.30	0.63
15:O:9:LYS:HA	15:O:17:ARG:NH1	2.13	0.62
40:OA:91:VAL:HG11	52:AB:72:ARG:NH1	2.13	0.62
43:RA:28:VAL:HA	43:RA:63:ILE:HG23	1.81	0.62
44:SA:79:ARG:NH1	44:SA:82:ILE:HG21	2.14	0.62
2:FB:181:A:H1'	2:FB:435:C:H5'	1.80	0.62
37:PC:125:GLU:HA	37:PC:191:THR:HG23	1.81	0.62
2:B:587:C:OP2	13:M:21:ARG:NH1	2.30	0.62
2:B:1205:U:H4'	2:B:1206:G:OP2	1.97	0.62
20:T:6:ILE:HG12	20:T:104:THR:HG23	1.81	0.62
26:Z:54:LYS:HA	26:Z:57:ILE:HD12	1.81	0.62
37:LA:125:GLU:HA	37:LA:191:THR:HG23	1.81	0.62
38:MA:173:TRP:CD2	38:MA:189:PRO:HB3	2.34	0.62
42:QA:50:ARG:HA	42:QA:50:ARG:NH1	2.13	0.62
2:FB:1839:G:H5'	2:FB:1840:G:OP2	1.98	0.62
10:NB:6:LEU:HD21	10:NB:37:VAL:HG12	1.80	0.62
2:B:2109:U:O2'	2:B:2181:G:N2	2.33	0.62
2:B:2146:C:H6	2:B:2146:C:OP2	1.81	0.62
2:B:2439:A:H5''	2:B:2439:A:C8	2.34	0.62
21:U:27:THR:HG23	21:U:80:ILE:HG23	1.81	0.62
28:BA:12:ALA:HB3	28:BA:26:SER:HB3	1.80	0.62
1:EB:279:A:H4'	1:EB:280:C:H5''	1.81	0.62
2:FB:686:G:O5'	31:IC:11:LYS:NZ	2.32	0.62
2:FB:1430:C:H2'	2:FB:1431:U:H6	1.65	0.62
21:YB:11:PRO:HG2	21:YB:13:LEU:HD11	1.81	0.62
36:OC:46:LYS:HB3	36:OC:46:LYS:NZ	2.13	0.62
39:RC:35:GLY:HA3	39:RC:112:LEU:HB3	1.82	0.62
1:A:279:A:H4'	1:A:280:C:H5''	1.81	0.62
1:A:932:C:H5''	41:PA:4:ARG:HG3	1.80	0.62

*Continued on next page...*

*Continued from previous page...*

Atom-1	Atom-2	Interatomic distance (Å)	Clash overlap (Å)
1:A:1217:C:H2'	1:A:1218:C:C6	2.34	0.62
2:B:862:G:H5'	14:N:18:LYS:NZ	2.14	0.62
2:B:1087:G:H22	2:B:1102:C:H42	1.48	0.62
2:B:2425:A:H4'	2:B:2426:A:H5''	1.80	0.62
20:T:11:ARG:NH1	20:T:99:ARG:O	2.33	0.62
42:QA:41:ARG:HH11	42:QA:41:ARG:HG3	1.65	0.62
35:NC:153:GLU:HA	35:NC:159:TYR:H	1.62	0.62
1:A:1325:C:H5'	55:DB:15:ARG:HD2	1.80	0.62
2:B:1430:C:H2'	2:B:1431:U:H6	1.63	0.62
6:F:34:VAL:HG21	6:F:78:LEU:HD11	1.81	0.62
11:K:88:GLU:HA	11:K:91:LEU:HB2	1.80	0.62
4:IA:69:C:H2'	4:IA:70:G:H8	1.63	0.62
1:EB:147:G:H1	1:EB:175:C:H42	1.46	0.62
2:FB:548:A:H2'	2:FB:549:G:O4'	2.00	0.62
4:HB:71:C:H2'	4:HB:72:A:C8	2.31	0.62
36:OC:166:ASP:OD1	36:OC:168:THR:OG1	2.16	0.62
45:XC:21:ILE:HA	45:XC:30:VAL:HG12	1.81	0.62
1:A:1117:G:O3'	43:RA:104:ARG:NH1	2.32	0.62
1:A:1513:A:H2'	1:A:1514:C:C6	2.35	0.62
5:E:37:LEU:HB2	5:E:62:TYR:HB2	1.81	0.62
32:FA:50:LEU:HB2	32:FA:55:ALA:HB2	1.81	0.62
36:KA:158:LEU:HD12	36:KA:159:PRO:HD2	1.81	0.62
1:EB:668:G:H4'	49:BD:48:LYS:HB2	1.82	0.62
2:FB:273(E):C:OP2	2:FB:273(E):C:H6	1.83	0.62
18:VB:94:ASN:HD22	19:WB:4:ILE:HD12	1.64	0.62
1:A:893:C:N4	1:A:894:G:O6	2.33	0.62
41:PA:57:GLU:HB3	41:PA:60:LYS:HE2	1.81	0.62
45:TA:79:SER:HA	45:TA:104:GLN:HB2	1.82	0.62
1:EB:1132:C:O2	1:EB:1142:G:N2	2.29	0.62
2:FB:1853:A:H2'	2:FB:1854:A:C8	2.34	0.62
2:FB:2474:C:H5'	2:FB:2475:C:OP2	1.99	0.62
5:IB:127:VAL:HA	5:IB:193:VAL:HG23	1.82	0.62
7:KB:54:ARG:HD2	7:KB:81:PRO:HD3	1.80	0.62
8:LB:106:LEU:HA	8:LB:110:ALA:HB3	1.80	0.62
12:PB:36:GLY:HA3	12:PB:109:LYS:HE3	1.82	0.62
30:HC:23:THR:OG1	30:HC:24:GLU:N	2.30	0.62
1:A:1132:C:O2	1:A:1142:G:N2	2.29	0.62
2:B:1020:A:H4'	2:B:1021:A:O5'	2.00	0.62
2:B:2529:G:OP1	9:I:172:LYS:NZ	2.25	0.62
2:B:2662:A:H2'	2:B:2663:G:O4'	2.00	0.62
8:H:75:LYS:HA	8:H:84:LYS:HG2	1.82	0.62

*Continued on next page...*

*Continued from previous page...*

Atom-1	Atom-2	Interatomic distance (Å)	Clash overlap (Å)
47:VA:3:ARG:HH12	47:VA:4:ILE:HG22	1.63	0.62
1:EB:81:G:H2'	1:EB:82:U:C5	2.34	0.62
1:EB:1217:C:H2'	1:EB:1218:C:C6	2.35	0.62
13:QB:57:THR:HG23	13:QB:60:MET:HB2	1.81	0.62
20:XB:90:ARG:HG2	20:XB:90:ARG:HH11	1.64	0.62
2:B:829:A:N7	2:B:2247:A:O2'	2.33	0.62
2:B:2480:C:N4	2:B:2481:G:O6	2.33	0.62
3:C:29:A:OP2	16:P:31:SER:HB2	2.00	0.62
16:P:85:VAL:O	16:P:112:PHE:HB3	1.99	0.62
34:HA:22:A:H62	35:JA:195:ARG:HG2	1.65	0.62
2:FB:588:U:OP1	13:QB:16:ARG:NH2	2.31	0.62
26:DC:54:LYS:HA	26:DC:57:ILE:HD12	1.82	0.62
2:FB:239:U:H2'	2:FB:240:G:O4'	2.00	0.62
2:FB:768:G:H2'	2:FB:769:G:C8	2.35	0.62
2:FB:1708:C:H42	2:FB:1750:G:H1	1.48	0.62
2:FB:2107:C:H2'	2:FB:2108:C:O4'	2.00	0.62
19:WB:28:GLU:O	19:WB:30:GLY:N	2.33	0.62
28:FC:12:ALA:HB3	28:FC:26:SER:HB3	1.81	0.62
36:OC:20:GLU:OE2	36:OC:206:ASP:OD2	2.17	0.62
52:ED:26:LEU:HD23	52:ED:42:ARG:HD2	1.82	0.62
1:A:345:C:H3'	17:Q:41:ARG:CZ	2.29	0.61
1:A:1129:C:H5''	43:RA:16:ARG:HH12	1.65	0.61
2:B:1063:G:O6	2:B:1076:C:O2'	2.15	0.61
2:B:2334:G:O6	24:X:74:ARG:NH2	2.33	0.61
3:C:89(A):G:H2'	3:C:89(B):A:C8	2.34	0.61
36:KA:51:LEU:HD22	36:KA:201:ILE:HD12	1.82	0.61
38:MA:125:HIS:ND1	38:MA:152:SER:OG	2.33	0.61
1:EB:509:A:N3	1:EB:543:C:O2'	2.33	0.61
1:EB:1347:G:H22	1:EB:1374:A:P	2.23	0.61
2:FB:1063:G:O6	2:FB:1076:C:O2'	2.15	0.61
18:VB:94:ASN:ND2	19:WB:4:ILE:HG23	2.15	0.61
37:PC:17:ASP:OD2	37:PC:54:ARG:NH2	2.33	0.61
39:RC:50:GLU:HB3	39:RC:53:LEU:HG	1.81	0.61
1:A:113:G:H1'	1:A:354:G:H5'	1.82	0.61
1:A:662:G:H2'	1:A:663:A:C8	2.35	0.61
7:G:95:ARG:HB3	7:G:97:TYR:CE2	2.34	0.61
19:S:75:PHE:HE1	19:S:82:ARG:NH1	1.98	0.61
42:QA:121:ASP:HB2	42:QA:125:ARG:HH21	1.65	0.61
1:EB:45:U:H2'	1:EB:46:G:C8	2.35	0.61
2:FB:2299:G:N1	2:FB:2317:C:N3	2.43	0.61
7:KB:101:LEU:HD12	7:KB:102:PRO:HD2	1.80	0.61

*Continued on next page...*

*Continued from previous page...*

Atom-1	Atom-2	Interatomic distance (Å)	Clash overlap (Å)
17:UB:16:ARG:HD3	17:UB:19:LEU:HD11	1.81	0.61
23:AC:80:ARG:HG2	23:AC:82:ARG:HH11	1.64	0.61
36:OC:134:GLU:O	36:OC:138:LEU:HG	2.00	0.61
43:VC:28:VAL:HA	43:VC:63:ILE:HG23	1.82	0.61
1:A:512:U:H2'	1:A:513:C:C6	2.34	0.61
2:B:747:U:O2	2:B:2014:A:H1'	2.01	0.61
2:B:748:G:OP1	20:T:88:ARG:NH2	2.33	0.61
2:B:1063:G:H5''	2:B:1064:C:OP2	2.01	0.61
2:B:2133:G:H1'	2:B:2158:A:H61	1.64	0.61
18:R:5:LYS:HB2	18:R:5:LYS:NZ	2.14	0.61
21:U:11:PRO:HG2	21:U:13:LEU:HD11	1.82	0.61
38:MA:12:CYS:O	38:MA:16:GLY:N	2.32	0.61
2:FB:2545:G:O2'	2:FB:2565:A:N1	2.28	0.61
23:AC:130:PRO:HG2	23:AC:131:ARG:HH11	1.66	0.61
35:NC:260:GLU:O	35:NC:266:ASN:ND2	2.33	0.61
52:ED:58:LEU:HD12	52:ED:62:GLU:HB3	1.81	0.61
1:A:1029:G:OP1	1:A:1032(C):G:N2	2.33	0.61
2:B:274:G:N3	2:B:363(A):G:N2	2.49	0.61
18:R:111:GLU:HA	18:R:111:GLU:OE2	2.00	0.61
36:KA:134:GLU:O	36:KA:138:LEU:HG	2.00	0.61
2:FB:274:G:N3	2:FB:363(A):G:N2	2.48	0.61
5:IB:85:ASP:OD2	5:IB:88:ARG:NH1	2.33	0.61
38:QC:36:ARG:NH1	38:QC:38:TYR:OH	2.33	0.61
2:B:991:C:H42	2:B:1163:G:H1	1.47	0.61
5:E:85:ASP:OD2	5:E:88:ARG:NH1	2.34	0.61
17:Q:91:ARG:HH11	17:Q:91:ARG:CB	2.13	0.61
40:OA:100:ASN:H	52:AB:23:LYS:NZ	1.98	0.61
2:FB:2123:G:H2'	2:FB:2124:G:H5''	1.83	0.61
2:FB:2306:C:H3'	2:FB:2307:G:H2'	1.81	0.61
41:TC:16:LEU:HD21	43:VC:45:ALA:HB2	1.83	0.61
1:A:774:G:OP1	5:E:202:LYS:NZ	2.33	0.61
2:B:1024:G:HO2'	2:B:1144:G:HO2'	1.49	0.61
2:B:1210:A:H5''	2:B:1212:G:O4'	1.99	0.61
37:LA:18:TRP:H	37:LA:18:TRP:HE3	1.48	0.61
1:EB:662:G:H2'	1:EB:663:A:C8	2.35	0.61
2:FB:234:C:H2'	2:FB:235:U:H6	1.65	0.61
2:FB:1658:C:OP1	6:JB:135:HIS:NE2	2.33	0.61
3:GB:12:C:C6	3:GB:12:C:OP2	2.54	0.61
1:A:109:A:C6	1:A:326:G:C6	2.88	0.61
1:A:495:A:H4'	1:A:496:A:OP1	2.00	0.61
1:A:509:A:N3	1:A:543:C:O2'	2.29	0.61

*Continued on next page...*



*Continued from previous page...*

Atom-1	Atom-2	Interatomic distance (Å)	Clash overlap (Å)
2:B:588:U:H5''	13:M:16:ARG:HH12	1.63	0.61
2:B:1466:G:H2'	2:B:1547:C:H41	1.64	0.61
2:B:2107:C:H2'	2:B:2108:C:O4'	2.01	0.61
19:S:100:ARG:HG2	19:S:100:ARG:HH11	1.66	0.61
30:DA:17:LYS:NZ	30:DA:50:ARG:HH21	1.99	0.61
4:IA:37:A:H5'	35:JA:155:GLU:OE1	2.00	0.61
35:JA:115:VAL:HG13	35:JA:162:ILE:HG23	1.83	0.61
36:KA:121:LEU:HD12	36:KA:126:GLU:HB2	1.81	0.61
42:QA:5:PRO:HB2	42:QA:32:LYS:HE2	1.83	0.61
5:IB:164:GLN:OE1	5:IB:176:ARG:NH2	2.34	0.61
41:TC:69:VAL:HG22	41:TC:135:VAL:HG13	1.83	0.61
42:UC:64:LYS:HB3	42:UC:79:VAL:HG21	1.83	0.61
46:YC:71:PRO:O	46:YC:102:ARG:NH1	2.33	0.61
1:A:1004:A:N6	1:A:1025:U:O2'	2.27	0.61
1:A:1054:C:OP2	1:A:1197:G:OP2	2.17	0.61
2:B:630:G:OP1	32:FA:47:LYS:NZ	2.33	0.61
2:B:2565:A:H5''	2:B:2566:A:OP2	2.01	0.61
10:J:83:ALA:HB3	10:J:146:ALA:HA	1.82	0.61
47:VA:88:ARG:HB2	47:VA:88:ARG:NH1	2.16	0.61
2:FB:545:G:H21	2:FB:548:A:H62	1.49	0.61
2:FB:1087:G:H22	2:FB:1102:C:H42	1.49	0.61
13:QB:138:LEU:HD12	13:QB:143:GLY:HA3	1.82	0.61
28:FC:58:ARG:NE	53:FD:68:GLY:HA3	2.15	0.61
37:PC:52:LEU:HD11	37:PC:55:VAL:HG22	1.81	0.61
1:A:201:C:N4	1:A:209:U:H1'	2.16	0.61
2:B:1171:G:H2'	2:B:1173:G:O4'	2.00	0.61
26:Z:31:GLU:HG3	26:Z:53:LEU:HD11	1.83	0.61
1:EB:1205:U:H4'	37:PC:195:VAL:HG21	1.83	0.61
2:FB:1093:G:H3'	2:FB:1094:U:H5''	1.83	0.61
2:FB:2439:A:C8	2:FB:2439:A:H5''	2.36	0.61
10:NB:128:LEU:HG	10:NB:140:LEU:HB3	1.83	0.61
42:UC:5:PRO:HB2	42:UC:32:LYS:HE2	1.83	0.61
45:XC:32:ILE:HB	45:XC:41:THR:HG22	1.82	0.61
47:ZC:81:LEU:HD22	47:ZC:88:ARG:NH1	2.16	0.61
48:AD:21:TYR:HE1	48:AD:23:ARG:HH11	1.49	0.61
2:B:262:A:H2'	2:B:263:C:O4'	2.00	0.61
2:B:270(G):U:H3	2:B:270(U):G:H1	1.49	0.61
2:B:768:G:H2'	2:B:769:G:C8	2.36	0.61
2:B:1718:G:H1	2:B:1741:C:H42	1.47	0.61
2:B:1800:C:OP2	5:E:183:ARG:NH2	2.33	0.61
2:B:2123:G:H2'	2:B:2124:G:H5''	1.83	0.61

*Continued on next page...*



*Continued from previous page...*

Atom-1	Atom-2	Interatomic distance (Å)	Clash overlap (Å)
2:B:2572:A:C4	6:F:144:ARG:NH1	2.69	0.61
11:K:66:LYS:O	11:K:68:GLU:N	2.34	0.61
20:T:11:ARG:HA	20:T:100:THR:HG22	1.82	0.61
2:FB:140:A:H8	2:FB:1408:C:O2'	1.84	0.61
2:FB:463:G:N2	2:FB:466:A:OP2	2.32	0.61
14:RB:137:TYR:HE2	23:AC:49:ARG:NH1	1.98	0.61
22:ZB:35:TYR:CE2	22:ZB:69:ALA:HB3	2.36	0.61
23:AC:48:PHE:HE1	23:AC:71:VAL:HG21	1.64	0.61
37:PC:180:ALA:HA	37:PC:206:GLU:HA	1.82	0.61
41:TC:5:ARG:NH1	41:TC:6:ARG:H	1.99	0.61
1:A:1422:G:H5''	12:L:48:PRO:CB	2.30	0.60
2:B:1918:A:O2'	2:B:1920:4OC:N4	2.34	0.60
5:E:127:VAL:HA	5:E:193:VAL:HG23	1.83	0.60
5:E:182:LEU:HB2	5:E:272:ALA:HB3	1.83	0.60
14:N:27:VAL:N	14:N:138:ASP:OD2	2.34	0.60
28:BA:69:LYS:NZ	53:BB:43:GLU:HG2	2.16	0.60
35:JA:214:LEU:O	35:JA:216:ASP:N	2.31	0.60
46:UA:41:ARG:HG2	46:UA:41:ARG:HH11	1.66	0.60
2:FB:588:U:H5''	13:QB:16:ARG:HH12	1.66	0.60
2:FB:1091:G:H1	2:FB:1100:C:H42	1.49	0.60
5:IB:182:LEU:HB2	5:IB:272:ALA:HB3	1.83	0.60
8:LB:98:ARG:HH11	8:LB:98:ARG:CB	2.14	0.60
38:QC:21:LEU:N	38:QC:26:CYS:SG	2.74	0.60
2:B:444:C:OP1	7:G:45:ARG:NH2	2.34	0.60
2:B:2749:A:P	9:I:3:ARG:HH22	2.22	0.60
10:J:6:LEU:HD21	10:J:37:VAL:HG12	1.82	0.60
13:M:88:LEU:HD21	13:M:95:VAL:HG11	1.82	0.60
17:Q:36:GLU:HG3	17:Q:41:ARG:HE	1.66	0.60
35:JA:123:GLU:HA	35:JA:126:LEU:HD12	1.81	0.60
37:LA:180:ALA:HA	37:LA:206:GLU:HA	1.84	0.60
39:NA:78:HIS:HD1	42:QA:104:ARG:HD2	1.65	0.60
49:XA:8:LYS:HZ3	49:XA:31:LEU:HD21	1.65	0.60
1:EB:186(C):C:H2'	1:EB:186(D):G:H8	1.65	0.60
1:EB:1368:G:OP1	44:WC:62:HIS:NE2	2.32	0.60
2:FB:271(C):G:H4'	2:FB:271(D):U:H5''	1.83	0.60
2:FB:2327:A:H2'	2:FB:2328:A:C8	2.36	0.60
2:FB:2593:U:H2'	2:FB:2594:C:H6	1.65	0.60
11:OB:73:THR:HB	11:OB:82:LEU:HD11	1.82	0.60
23:AC:19:ARG:HH11	23:AC:19:ARG:HG3	1.66	0.60
1:A:662:G:H1	1:A:743:U:H3	1.47	0.60
1:A:1325:C:H4'	55:DB:17:THR:HG21	1.84	0.60

*Continued on next page...*

*Continued from previous page...*

Atom-1	Atom-2	Interatomic distance (Å)	Clash overlap (Å)
1:A:1531:A:OP2	1:A:1531:A:C8	2.53	0.60
2:B:1204:A:C2	2:B:1206:G:C2	2.89	0.60
2:B:1274:A:OP1	2:B:1646:C:N4	2.34	0.60
2:B:2593:U:H2'	2:B:2594:C:H6	1.67	0.60
4:D:28:C:H42	4:D:42:G:H1	1.49	0.60
23:W:130:PRO:HG2	23:W:131:ARG:HH11	1.66	0.60
1:EB:992:U:H5''	1:EB:993:G:C5	2.36	0.60
17:UB:30:VAL:HG22	17:UB:86:ILE:HG23	1.82	0.60
32:JC:16:ILE:HG23	32:JC:20:GLY:HA2	1.82	0.60
35:NC:223:ARG:HH22	35:NC:245:ARG:NH1	1.98	0.60
35:NC:262:SER:OG	35:NC:263:GLN:N	2.34	0.60
36:OC:158:LEU:HD12	36:OC:159:PRO:HD2	1.83	0.60
1:A:1288:A:H4'	55:DB:13:ILE:HD11	1.82	0.60
2:B:2306:C:N4	8:H:42:GLY:O	2.35	0.60
2:B:2572:A:N3	6:F:144:ARG:NH1	2.49	0.60
9:I:64:LEU:O	9:I:68:THR:OG1	2.17	0.60
14:N:12:GLN:HB2	14:N:73:PRO:HD2	1.82	0.60
26:Z:21:LEU:O	26:Z:25:VAL:HG12	2.02	0.60
4:IA:49:G:H1	4:IA:65:C:N4	1.99	0.60
35:JA:262:SER:OG	35:JA:263:GLN:N	2.33	0.60
36:KA:130:ARG:HG3	36:KA:138:LEU:HD11	1.83	0.60
2:FB:768:G:H2'	2:FB:769:G:H8	1.66	0.60
2:FB:2146:C:OP2	2:FB:2146:C:H6	1.84	0.60
2:FB:2662:A:H2'	2:FB:2663:G:O4'	2.02	0.60
41:TC:78:ARG:HG2	41:TC:79:ARG:HG3	1.82	0.60
1:A:1347:G:N2	1:A:1374:A:OP2	2.35	0.60
2:B:1430:C:H2'	2:B:1431:U:C6	2.36	0.60
2:B:1853:A:H2'	2:B:1854:A:C8	2.37	0.60
4:D:19:G:OP1	4:D:60:U:N3	2.33	0.60
36:KA:10:LEU:HA	36:KA:12:GLU:OE2	2.02	0.60
53:BB:33:THR:OG1	53:BB:34:TRP:N	2.35	0.60
1:EB:1320:C:O2	53:FD:36:ARG:NH1	2.34	0.60
2:FB:547:A:H3'	2:FB:548:A:C8	2.37	0.60
2:FB:918:A:N3	3:GB:80:U:O2'	2.33	0.60
2:FB:1031:G:H4'	33:KC:6:SER:HB2	1.84	0.60
2:FB:1205:U:C5	7:KB:171:PRO:HA	2.36	0.60
19:WB:75:PHE:HE1	19:WB:82:ARG:NH1	1.99	0.60
37:PC:11:ARG:O	37:PC:14:ILE:N	2.27	0.60
47:ZC:92:HIS:CE1	47:ZC:98:VAL:HG21	2.37	0.60
2:B:1093:G:H3'	2:B:1094:U:H5''	1.83	0.60
2:B:2039:C:H5''	11:K:109:LYS:HZ2	1.67	0.60

*Continued on next page...*

*Continued from previous page...*

Atom-1	Atom-2	Interatomic distance (Å)	Clash overlap (Å)
13:M:56:SER:HB2	13:M:61:ARG:HD2	1.82	0.60
37:LA:52:LEU:HD11	37:LA:55:VAL:HG22	1.82	0.60
41:PA:20:ASP:HB3	41:PA:23:VAL:HG23	1.82	0.60
1:EB:512:U:H2'	1:EB:513:C:C6	2.35	0.60
1:EB:721:G:H4'	1:EB:722:A:O4'	2.01	0.60
2:FB:270(G):U:H3	2:FB:270(U):G:H1	1.50	0.60
2:FB:2593:U:H2'	2:FB:2594:C:C6	2.36	0.60
3:GB:75:G:O3'	23:AC:10:ARG:NH1	2.33	0.60
8:LB:60:LEU:HA	8:LB:63:ILE:HD12	1.81	0.60
36:OC:16:HIS:CE1	36:OC:204:ASN:H	2.20	0.60
37:PC:108:ASN:ND2	37:PC:144:SER:OG	2.34	0.60
43:VC:51:ARG:HG2	43:VC:51:ARG:HH11	1.67	0.60
46:YC:62:SER:HB2	46:YC:64:TYR:HD2	1.67	0.60
54:GD:97:ALA:O	54:GD:99:LEU:N	2.34	0.60
2:B:154(A):C:OP1	2:B:155:C:H5'	2.01	0.60
2:B:414:C:H2'	2:B:415:A:C8	2.36	0.60
2:B:731:C:H2'	2:B:732:C:H6	1.65	0.60
2:B:1755:A:OP2	17:Q:113:LYS:NZ	2.33	0.60
10:J:93:THR:OG1	10:J:94:ALA:N	2.34	0.60
35:JA:151:ALA:HB1	35:JA:159:TYR:HE1	1.66	0.60
35:JA:213:GLU:HG2	35:JA:279:HIS:NE2	2.17	0.60
37:LA:72:LYS:O	37:LA:74:GLY:N	2.34	0.60
1:EB:28:G:O2'	1:EB:296:U:OP1	2.19	0.60
1:EB:626:U:H2'	1:EB:627:G:C8	2.36	0.60
2:FB:1800:C:OP2	5:IB:183:ARG:NH2	2.34	0.60
6:JB:117:MET:SD	6:JB:136:ARG:HG3	2.41	0.60
16:TB:5:THR:HG23	16:TB:8:GLU:OE2	2.02	0.60
24:BC:24:LYS:O	24:BC:25:ARG:NH1	2.35	0.60
51:DD:11:VAL:HG12	51:DD:85:VAL:HG13	1.83	0.60
1:A:430:A:OP2	38:MA:8:VAL:HG13	2.01	0.60
1:A:992:U:H5''	1:A:993:G:C5	2.35	0.60
1:A:1347:G:N1	1:A:1374:A:OP2	2.32	0.60
2:B:239:U:H2'	2:B:240:G:O4'	2.02	0.60
2:B:637:A:OP2	13:M:116:GLY:N	2.32	0.60
2:B:883:G:H5'	2:B:884:C:OP2	2.00	0.60
52:AB:56:THR:OG1	52:AB:57:GLY:N	2.33	0.60
1:EB:1288:A:N3	1:EB:1352:C:O2'	2.26	0.60
2:FB:2893:G:H8	2:FB:2893:G:O5'	1.84	0.60
4:MC:49:G:H1	4:MC:65:C:N4	1.99	0.60
35:NC:191:GLU:HA	35:NC:191:GLU:OE2	2.01	0.60
41:TC:111:ARG:HD2	41:TC:123:GLU:HB2	1.82	0.60

*Continued on next page...*

*Continued from previous page...*

Atom-1	Atom-2	Interatomic distance (Å)	Clash overlap (Å)
1:A:91:C:H2'	1:A:92:G:H8	1.66	0.60
2:B:300:A:H1'	2:B:319:C:H1'	1.84	0.60
2:B:1091:G:H1	2:B:1100:C:H42	1.49	0.60
2:B:1115:G:H2'	2:B:1116:C:C6	2.37	0.60
2:B:1654:A:OP2	15:O:1:MET:N	2.33	0.60
2:B:1805:U:H2'	2:B:1806:C:H6	1.66	0.60
7:G:54:ARG:HD2	7:G:81:PRO:HD3	1.84	0.60
21:U:31:HIS:CE1	21:U:33:LYS:HB2	2.37	0.60
36:KA:20:GLU:OE2	36:KA:206:ASP:OD2	2.20	0.60
49:XA:4:THR:HB	49:XA:6:GLU:OE2	2.02	0.60
49:XA:8:LYS:NZ	49:XA:31:LEU:HD11	2.17	0.60
19:WB:75:PHE:HD1	19:WB:82:ARG:HG3	1.67	0.60
23:AC:107:THR:O	23:AC:112:ARG:NH2	2.34	0.60
37:PC:50:ALA:HB2	37:PC:75:VAL:HG11	1.83	0.60
44:WC:79:ARG:NH1	44:WC:82:ILE:HG21	2.16	0.60
52:ED:53:ARG:NH1	52:ED:60:ALA:HA	2.14	0.60
1:A:235:C:H5'	51:ZA:70:ARG:HG2	1.84	0.60
1:A:628:G:H2'	1:A:629:G:O4'	2.01	0.60
2:B:137(B):G:N3	21:U:41:ASN:ND2	2.48	0.60
2:B:1247:A:H62	13:M:15:ARG:HH12	1.50	0.60
2:B:1291:C:H2'	2:B:1292:U:C6	2.37	0.60
2:B:2893:G:O5'	2:B:2893:G:H8	1.85	0.60
11:K:56:ASN:N	11:K:125:GLY:O	2.33	0.60
12:L:64:ARG:NH1	12:L:81:ASP:OD1	2.34	0.60
35:JA:153:GLU:HA	35:JA:159:TYR:H	1.65	0.60
38:MA:138:TYR:HE2	38:MA:140:VAL:HA	1.67	0.60
45:TA:61:ALA:HB1	45:TA:94:ALA:HB2	1.83	0.60
1:EB:162:A:C5	1:EB:163:C:H1'	2.37	0.60
2:FB:137(B):G:N3	21:YB:41:ASN:ND2	2.48	0.60
2:FB:2101:G:H1	2:FB:2188:C:H42	1.50	0.60
14:RB:137:TYR:HE2	23:AC:49:ARG:HH11	1.50	0.60
37:PC:83:ARG:HA	37:PC:86:VAL:HG22	1.84	0.60
48:AD:24:CYS:HB3	48:AD:29:ARG:H	1.67	0.60
2:B:270(K):G:N1	2:B:270(O):G:C6	2.70	0.59
2:B:918:A:N3	3:C:80:U:O2'	2.33	0.59
2:B:1657:C:H2'	2:B:1658:C:H6	1.66	0.59
2:B:1663:C:HO2'	2:B:1664:A:H8	1.50	0.59
41:PA:111:ARG:HD2	41:PA:123:GLU:HB2	1.84	0.59
46:UA:71:PRO:O	46:UA:102:ARG:NH1	2.33	0.59
52:AB:55:ARG:HB3	52:AB:55:ARG:NH1	2.17	0.59
1:EB:442:C:H2'	1:EB:443:C:C6	2.37	0.59

*Continued on next page...*

*Continued from previous page...*

Atom-1	Atom-2	Interatomic distance (Å)	Clash overlap (Å)
2:FB:580:C:H2'	2:FB:581:C:C6	2.35	0.59
2:FB:2692:C:H42	2:FB:2717:G:H1	1.50	0.59
16:TB:85:VAL:O	16:TB:112:PHE:HB3	2.01	0.59
2:B:2630:G:H1'	2:B:2894:G:H1'	1.84	0.59
1:EB:673:G:H2'	1:EB:674:G:C8	2.37	0.59
1:EB:837:G:H1	1:EB:849:C:H42	1.50	0.59
2:FB:1210:A:H5''	2:FB:1212:G:O4'	2.01	0.59
2:FB:1846:G:H1	2:FB:1894:C:H42	1.50	0.59
10:NB:93:THR:OG1	10:NB:94:ALA:N	2.34	0.59
38:QC:12:CYS:O	38:QC:16:GLY:N	2.35	0.59
1:A:673:G:H2'	1:A:674:G:C8	2.37	0.59
1:A:1320:C:N3	53:BB:36:ARG:HD3	2.17	0.59
2:B:2591:C:H2'	2:B:2592:G:C8	2.37	0.59
3:C:7:G:H1	3:C:113:C:H42	1.50	0.59
1:EB:91:C:H2'	1:EB:92:G:H8	1.67	0.59
2:FB:268:C:H42	2:FB:424:G:H1	1.48	0.59
2:FB:713:G:H2'	2:FB:714:U:C6	2.37	0.59
2:FB:1205:U:H4'	2:FB:1206:G:OP2	2.01	0.59
1:A:1028(A):C:N3	1:A:1033:G:N1	2.51	0.59
2:B:2271:G:H2'	2:B:2272:U:C6	2.37	0.59
37:LA:108:ASN:ND2	37:LA:144:SER:OG	2.35	0.59
1:EB:1334:G:H5''	1:EB:1335:C:OP2	2.01	0.59
2:FB:1020:A:H4'	2:FB:1021:A:O5'	2.00	0.59
45:XC:26:ASN:ND2	45:XC:26:ASN:O	2.35	0.59
1:A:1191:A:OP1	37:LA:3:ASN:ND2	2.36	0.59
2:B:270(C):A:N1	2:B:273(A):G:O2'	2.30	0.59
9:I:125:VAL:HA	9:I:131:VAL:HG22	1.82	0.59
12:L:71:ARG:HH11	17:Q:74:ARG:HH21	1.49	0.59
18:R:83:LEU:HD12	18:R:113:ALA:HB2	1.83	0.59
42:QA:4:ASP:OD2	42:QA:6:ILE:N	2.35	0.59
42:QA:122:ARG:HA	42:QA:125:ARG:HB2	1.84	0.59
1:EB:1251:A:H2'	1:EB:1252:A:C8	2.37	0.59
2:FB:154(A):C:O2'	2:FB:155:C:N3	2.35	0.59
2:FB:1430:C:H2'	2:FB:1431:U:C6	2.38	0.59
2:FB:1796:U:H2'	2:FB:1797:C:C6	2.37	0.59
14:RB:12:GLN:HB2	14:RB:73:PRO:HD2	1.85	0.59
42:UC:51:VAL:HG11	42:UC:60:ARG:HG3	1.85	0.59
44:WC:30:SER:HB2	44:WC:81:THR:HG23	1.85	0.59
52:ED:20:ALA:O	52:ED:55:ARG:NH2	2.36	0.59
52:ED:36:ASN:HD21	52:ED:39:VAL:HB	1.66	0.59
1:A:1334:G:H5''	1:A:1335:C:OP2	2.03	0.59

*Continued on next page...*

*Continued from previous page...*

Atom-1	Atom-2	Interatomic distance (Å)	Clash overlap (Å)
2:B:463:G:N2	2:B:466:A:OP2	2.35	0.59
2:B:580:C:H2'	2:B:581:C:C6	2.37	0.59
4:IA:1:C:H5'	4:IA:2:G:H8	1.68	0.59
2:FB:154(A):C:OP1	2:FB:155:C:H5'	2.03	0.59
2:FB:528:A:HO2'	2:FB:529:A:P	2.26	0.59
2:FB:1077:A:H62	2:FB:1079:C:H1'	1.68	0.59
13:QB:28:GLY:O	13:QB:30:THR:N	2.36	0.59
1:A:162:A:C5	1:A:163:C:H1'	2.37	0.59
2:B:2287:A:N6	2:B:2344:U:H3	2.01	0.59
23:W:4:ARG:HG2	23:W:58:VAL:HB	1.85	0.59
34:HA:13:A:N6	41:PA:80:VAL:HG12	2.17	0.59
54:CB:34:LYS:O	54:CB:36:LEU:N	2.34	0.59
1:EB:130:A:O2'	1:EB:131:C:O5'	2.20	0.59
1:EB:501:C:OP1	46:YC:117:ARG:NH2	2.35	0.59
1:EB:1033:G:H2'	1:EB:1034:G:C8	2.38	0.59
1:EB:1289:A:H3'	1:EB:1290:G:H8	1.67	0.59
2:FB:888:C:H2'	2:FB:889:C:C6	2.38	0.59
12:PB:3:GLN:O	12:PB:6:THR:OG1	2.12	0.59
36:OC:10:LEU:HA	36:OC:12:GLU:OE2	2.02	0.59
38:QC:21:LEU:O	38:QC:26:CYS:SG	2.60	0.59
41:TC:79:ARG:HD3	41:TC:80:VAL:H	1.67	0.59
42:UC:4:ASP:HB2	42:UC:89:PRO:HG3	1.82	0.59
45:XC:61:ALA:HB1	45:XC:94:ALA:HB2	1.84	0.59
45:XC:108:ILE:HD11	52:ED:87:ARG:HD2	1.84	0.59
51:DD:66:SER:HG	51:DD:69:LYS:H	1.51	0.59
1:A:952:U:H2'	1:A:953:G:C8	2.37	0.59
2:B:72:U:H3	26:Z:62:THR:HG23	1.68	0.59
2:B:1028:A:N6	2:B:1125:G:H2'	2.18	0.59
14:N:137:TYR:HE2	23:W:49:ARG:HH11	1.48	0.59
42:QA:104:ARG:HB3	42:QA:107:LEU:HB2	1.85	0.59
52:AB:53:ARG:NH1	52:AB:59:SER:O	2.36	0.59
1:EB:1028(A):C:N3	1:EB:1033:G:N1	2.50	0.59
1:EB:1184:G:H2'	1:EB:1185:G:H8	1.67	0.59
1:EB:1346:A:C8	41:TC:10:ARG:NH1	2.70	0.59
2:FB:91:A:H8	2:FB:92:G:C8	2.21	0.59
2:FB:414:C:H2'	2:FB:415:A:H8	1.68	0.59
20:XB:82:LEU:HD23	20:XB:84:ARG:HH21	1.68	0.59
26:DC:25:VAL:HG23	26:DC:57:ILE:HG23	1.85	0.59
35:NC:130:ASP:O	35:NC:134:MET:HG3	2.03	0.59
35:NC:214:LEU:O	35:NC:216:ASP:N	2.32	0.59
37:PC:67:THR:HG23	37:PC:102:ASN:HB3	1.85	0.59

*Continued on next page...*

*Continued from previous page...*

Atom-1	Atom-2	Interatomic distance (Å)	Clash overlap (Å)
1:A:24:U:H2'	1:A:25:C:H6	1.68	0.59
1:A:1346:A:C8	41:PA:10:ARG:NH1	2.70	0.59
2:B:270(R):C:H4'	10:J:42:SER:HB2	1.84	0.59
2:B:547:A:H3'	2:B:548:A:C8	2.38	0.59
2:B:2692:C:H42	2:B:2717:G:H1	1.51	0.59
8:H:113:ARG:HD2	47:VA:2:ALA:HB3	1.85	0.59
35:JA:130:ASP:N	35:JA:130:ASP:OD1	2.34	0.59
1:EB:1067:A:N1	1:EB:1108:G:O2'	2.32	0.59
1:EB:1118:C:H1'	1:EB:1179:A:C5	2.38	0.59
2:FB:1079:C:N4	2:FB:1088:A:O4'	2.36	0.59
3:GB:11:C:H3'	3:GB:12:C:H6	1.67	0.59
5:IB:96:HIS:CD2	5:IB:102:LYS:HG2	2.37	0.59
5:IB:263:ARG:H	5:IB:263:ARG:NH1	2.00	0.59
40:SC:33:TYR:HE1	40:SC:74:ASP:HB3	1.68	0.59
1:A:442:C:H2'	1:A:443:C:C6	2.37	0.59
2:B:2101:G:H1	2:B:2188:C:H42	1.49	0.59
5:E:96:HIS:CD2	5:E:102:LYS:HG2	2.37	0.59
7:G:40:GLN:NE2	7:G:184:TYR:HB2	2.17	0.59
10:J:83:ALA:HA	10:J:88:ILE:HG12	1.84	0.59
11:K:30:ILE:HG22	11:K:34:LEU:HD22	1.85	0.59
37:LA:83:ARG:HA	37:LA:86:VAL:HG22	1.85	0.59
42:QA:7:ALA:HB2	42:QA:85:ARG:HD2	1.83	0.59
2:FB:991:C:H42	2:FB:1163:G:H1	1.50	0.59
2:FB:2117:A:H61	2:FB:2171:A:H61	1.51	0.59
2:FB:2306:C:N4	8:LB:42:GLY:O	2.36	0.59
37:PC:114:PRO:O	37:PC:118:GLN:NE2	2.32	0.59
43:VC:89:ASN:HB3	43:VC:92:TYR:CZ	2.38	0.59
1:A:186(C):C:H2'	1:A:186(D):G:H8	1.64	0.58
1:A:691:G:O6	45:TA:52:GLY:HA2	2.03	0.58
1:A:784:C:H4'	2:B:1837:C:OP1	2.03	0.58
1:A:1118:C:H1'	1:A:1179:A:C5	2.38	0.58
2:B:270(V):C:H2'	2:B:270(W):G:C8	2.38	0.58
2:B:2593:U:H2'	2:B:2594:C:C6	2.38	0.58
8:H:121:ASN:O	8:H:131:TYR:OH	2.13	0.58
38:MA:12:CYS:HB3	38:MA:18:LYS:HA	1.85	0.58
43:RA:29:ASN:HA	43:RA:64:THR:HA	1.85	0.58
50:YA:75:ARG:HB2	50:YA:75:ARG:HH11	1.68	0.58
1:EB:1327:C:OP1	55:HD:20:LYS:HB2	2.02	0.58
1:EB:1376:U:H2'	1:EB:1377:A:H8	1.68	0.58
2:FB:300:A:H1'	2:FB:319:C:H1'	1.85	0.58
2:FB:2564:A:C2	2:FB:2647:U:H4'	2.38	0.58

*Continued on next page...*



*Continued from previous page...*

Atom-1	Atom-2	Interatomic distance (Å)	Clash overlap (Å)
11:OB:13:TRP:CE2	11:OB:133:GLN:HG2	2.38	0.58
18:VB:83:LEU:HD12	18:VB:113:ALA:HB2	1.85	0.58
26:DC:37:PHE:O	26:DC:41:ILE:HG13	2.02	0.58
36:OC:130:ARG:HG3	36:OC:138:LEU:HD11	1.84	0.58
41:TC:5:ARG:CZ	41:TC:6:ARG:H	2.16	0.58
43:VC:79:LEU:HD11	43:VC:83:ARG:HH12	1.68	0.58
2:B:1340:U:H4'	2:B:1341:U:OP2	2.02	0.58
2:B:1342:A:N1	2:B:1345:C:C2	2.71	0.58
13:M:28:GLY:O	13:M:30:THR:N	2.36	0.58
49:XA:82:ILE:HD12	49:XA:88:ARG:NH2	2.18	0.58
1:EB:191(G):G:C4	54:GD:105:SER:HB3	2.38	0.58
2:FB:1171:G:H2'	2:FB:1173:G:O4'	2.03	0.58
2:FB:2109:U:O2'	2:FB:2181:G:N2	2.36	0.58
4:HB:10:G:H2'	4:HB:11:A:C8	2.38	0.58
9:MB:125:VAL:HA	9:MB:131:VAL:HG22	1.83	0.58
11:OB:88:GLU:OE1	11:OB:88:GLU:N	2.36	0.58
12:PB:31:LYS:HB2	12:PB:31:LYS:HZ3	1.68	0.58
2:B:768:G:H2'	2:B:769:G:H8	1.68	0.58
2:B:2563:U:H2'	2:B:2565:A:OP2	2.03	0.58
15:O:36:THR:HG22	15:O:37:THR:N	2.18	0.58
36:KA:91:PRO:HG2	36:KA:155:LEU:HD13	1.85	0.58
40:OA:100:ASN:H	52:AB:23:LYS:HZ1	1.48	0.58
47:VA:87:TYR:H	53:BB:73:GLU:HG3	1.69	0.58
47:ZC:110:ARG:NH1	47:ZC:110:ARG:HB3	2.18	0.58
1:A:753:A:H5'	1:A:754:C:C5	2.37	0.58
1:A:1009:G:H2'	1:A:1010:G:H8	1.69	0.58
1:A:1251:A:H2'	1:A:1252:A:C8	2.38	0.58
2:B:270(J):G:O2'	25:Y:81:ARG:NH1	2.36	0.58
2:B:528:A:N1	2:B:2042:A:H2'	2.19	0.58
2:B:1897:G:H2'	2:B:1898:U:O4'	2.04	0.58
2:B:2117:A:H61	2:B:2171:A:H61	1.51	0.58
2:B:2313:C:C4'	8:H:40:ASN:HD22	2.16	0.58
2:B:2556:C:H2'	2:B:2557:G:O4'	2.03	0.58
2:B:2756:U:H1'	2:B:2757:A:H5''	1.84	0.58
6:F:92:THR:OG1	6:F:93:VAL:N	2.35	0.58
7:G:9:ILE:HG21	7:G:125:LEU:HD23	1.85	0.58
21:U:21:PHE:C	21:U:23:GLU:H	2.07	0.58
27:AA:17:LYS:HA	27:AA:20:LYS:HB2	1.84	0.58
42:QA:64:LYS:HB3	42:QA:79:VAL:HG21	1.85	0.58
1:EB:628:G:H2'	1:EB:629:G:O4'	2.04	0.58
1:EB:1132:C:H2'	1:EB:1133:G:C8	2.38	0.58

*Continued on next page...*



*Continued from previous page...*

Atom-1	Atom-2	Interatomic distance (Å)	Clash overlap (Å)
2:FB:72:U:H3	26:DC:62:THR:HG23	1.68	0.58
2:FB:630:G:OP1	32:JC:47:LYS:NZ	2.37	0.58
2:FB:1247:A:H62	13:QB:15:ARG:HH12	1.51	0.58
2:FB:2846:G:H2'	2:FB:2847:U:O4'	2.03	0.58
21:YB:31:HIS:CE1	21:YB:33:LYS:HB2	2.38	0.58
45:XC:79:SER:HA	45:XC:104:GLN:HB2	1.85	0.58
1:A:542:G:OP1	38:MA:10:ARG:NH2	2.36	0.58
2:B:270(J):G:H2'	2:B:270(K):G:C8	2.38	0.58
2:B:713:G:H2'	2:B:714:U:C6	2.39	0.58
2:B:1043:C:H2'	2:B:1044:G:H8	1.69	0.58
2:B:1406:U:H2'	2:B:1407:C:C6	2.38	0.58
4:D:45:G:H2'	4:D:46:G:H8	1.69	0.58
38:MA:92:VAL:O	38:MA:96:LEU:HD22	2.04	0.58
43:RA:29:ASN:N	43:RA:63:ILE:O	2.36	0.58
43:RA:58:ARG:HD2	43:RA:59:PHE:CE1	2.39	0.58
2:FB:141(A):A:N1	2:FB:1595:G:O2'	2.23	0.58
2:FB:858:U:OP2	24:BC:77:ARG:NH2	2.37	0.58
2:FB:1043:C:H2'	2:FB:1044:G:H8	1.69	0.58
2:FB:1510:A:H2'	2:FB:1511:A:C8	2.39	0.58
2:FB:1812:A:H2'	2:FB:1813:G:H8	1.68	0.58
2:FB:2749:A:P	9:MB:3:ARG:HH22	2.26	0.58
2:FB:2805:G:N2	2:FB:2807:G:N7	2.51	0.58
4:HB:19:G:OP1	4:HB:60:U:N3	2.35	0.58
23:AC:74:VAL:HG22	23:AC:86:VAL:HG12	1.85	0.58
42:UC:45:ILE:HD13	42:UC:61:VAL:HG13	1.85	0.58
47:ZC:87:TYR:H	53:FD:73:GLU:HG3	1.68	0.58
1:A:1004:A:OP1	1:A:1023:G:N1	2.31	0.58
1:A:1401:G:H2'	1:A:1402:4OC:O4'	2.02	0.58
2:B:91:A:H8	2:B:92:G:C8	2.22	0.58
2:B:1071:G:H21	2:B:1089:G:H21	1.49	0.58
2:B:2846:G:H2'	2:B:2847:U:O4'	2.04	0.58
17:Q:29:ARG:HG3	17:Q:46:GLU:HB3	1.86	0.58
35:JA:179:SER:HB3	35:JA:297:LEU:HD11	1.86	0.58
41:PA:78:ARG:HG2	41:PA:79:ARG:HG3	1.83	0.58
50:YA:15:PRO:HB2	50:YA:41:PRO:HG2	1.84	0.58
1:EB:24:U:H2'	1:EB:25:C:H6	1.69	0.58
1:EB:1490:C:N4	1:EB:1491:G:O6	2.36	0.58
2:FB:270(K):G:N1	2:FB:270(O):G:C6	2.72	0.58
2:FB:2298:A:H2'	2:FB:2299:G:O4'	2.02	0.58
3:GB:9:G:OP1	16:TB:25:ARG:NH2	2.29	0.58
7:KB:43:LYS:NZ	7:KB:43:LYS:HB3	2.19	0.58

*Continued on next page...*

*Continued from previous page...*

Atom-1	Atom-2	Interatomic distance (Å)	Clash overlap (Å)
18:VB:111:GLU:OE2	18:VB:111:GLU:HA	2.04	0.58
42:UC:121:ASP:HB2	42:UC:125:ARG:HH21	1.68	0.58
43:VC:29:ASN:N	43:VC:63:ILE:O	2.37	0.58
1:A:17:U:HO2'	1:A:1079:G:HO2'	1.50	0.58
2:B:545:G:H21	2:B:548:A:H62	1.49	0.58
2:B:888:C:H2'	2:B:889:C:C6	2.39	0.58
2:B:1031:G:H4'	33:GA:6:SER:HB2	1.86	0.58
2:B:2797:U:H5'	2:B:2798:C:C4	2.38	0.58
4:D:10:G:H2'	4:D:11:A:C8	2.38	0.58
5:E:264:LYS:O	5:E:267:SER:OG	2.18	0.58
39:NA:11:ILE:HB	39:NA:31:LEU:HB3	1.85	0.58
1:EB:310:G:P	50:CD:27:LYS:NZ	2.77	0.58
2:FB:507:A:HO2'	2:FB:508:G:P	2.25	0.58
2:FB:2246:G:H2'	2:FB:2247:A:C8	2.39	0.58
21:YB:32:PRO:HA	21:YB:77:LYS:HB2	1.84	0.58
36:OC:75:LYS:HA	36:OC:78:GLN:HB2	1.84	0.58
36:OC:160:ASP:O	36:OC:182:ILE:HG23	2.03	0.58
41:TC:16:LEU:HD23	43:VC:44:VAL:HG23	1.85	0.58
1:A:1033:G:H2'	1:A:1034:G:C8	2.38	0.58
1:A:1347:G:H22	1:A:1374:A:P	2.26	0.58
1:A:1373:G:H5''	41:PA:36:LYS:HE3	1.86	0.58
2:B:486:C:H2'	2:B:487:C:H6	1.68	0.58
2:B:2795:G:H1'	2:B:2802:G:C2	2.39	0.58
47:VA:19:LEU:HB3	47:VA:25:ILE:HG21	1.86	0.58
53:BB:19:VAL:O	53:BB:22:LEU:HB2	2.04	0.58
1:EB:1320:C:N3	53:FD:36:ARG:HD3	2.19	0.58
2:FB:214:G:O2'	2:FB:215:G:O4'	2.16	0.58
2:FB:2351:G:OP2	32:JC:46:ARG:NH1	2.37	0.58
3:GB:12:C:OP2	3:GB:12:C:H6	1.86	0.58
20:XB:11:ARG:HA	20:XB:100:THR:HG22	1.85	0.58
26:DC:31:GLU:HG3	26:DC:53:LEU:HD11	1.85	0.58
27:EC:17:LYS:HA	27:EC:20:LYS:HB2	1.86	0.58
38:QC:18:LYS:NZ	38:QC:31:CYS:SG	2.73	0.58
39:RC:11:ILE:HB	39:RC:31:LEU:HB3	1.86	0.58
1:A:1132:C:H2'	1:A:1133:G:C8	2.38	0.58
1:A:1205:U:H4'	37:LA:195:VAL:HG21	1.86	0.58
1:A:1473:A:H2'	1:A:1474:G:C8	2.39	0.58
2:B:1077:A:H62	2:B:1079:C:H1'	1.68	0.58
2:B:1607:C:H4'	2:B:1608:A:H5''	1.86	0.58
22:V:35:TYR:CD2	22:V:69:ALA:HB3	2.39	0.58
42:QA:23:SER:OG	42:QA:24:THR:N	2.36	0.58

*Continued on next page...*

*Continued from previous page...*

Atom-1	Atom-2	Interatomic distance (Å)	Clash overlap (Å)
43:RA:79:LEU:HD11	43:RA:83:ARG:HH12	1.69	0.58
1:EB:260:G:OP2	54:GD:83:ARG:NH1	2.36	0.58
1:EB:663:A:O3'	52:ED:64:ARG:NH2	2.37	0.58
2:FB:270(V):C:H2'	2:FB:270(W):G:C8	2.39	0.58
2:FB:1115:G:H2'	2:FB:1116:C:C6	2.39	0.58
2:FB:1582:C:H2'	2:FB:1583:A:H8	1.66	0.58
32:JC:50:LEU:HB2	32:JC:55:ALA:HB2	1.86	0.58
35:NC:214:LEU:HD12	35:NC:215:PRO:HD2	1.84	0.58
38:QC:12:CYS:HB3	38:QC:18:LYS:HA	1.86	0.58
38:QC:18:LYS:HZ3	38:QC:26:CYS:HG	1.50	0.58
54:GD:57:ARG:NH1	54:GD:102:GLY:O	2.37	0.58
2:B:2262:U:OP2	24:X:19:LYS:NZ	2.37	0.58
39:NA:96:PRO:HA	39:NA:117:ASP:OD2	2.04	0.58
41:PA:79:ARG:HD3	41:PA:80:VAL:H	1.69	0.58
47:VA:97:PRO:HD3	47:VA:110:ARG:HB2	1.85	0.58
2:FB:630:G:H5''	32:JC:47:LYS:HZ1	1.69	0.58
2:FB:1652:A:OP1	15:SB:8:ARG:NH1	2.37	0.58
21:YB:3:THR:HG21	26:DC:29:LYS:HD3	1.86	0.58
42:UC:104:ARG:HB3	42:UC:107:LEU:HB2	1.86	0.58
42:UC:122:ARG:HA	42:UC:125:ARG:HB2	1.85	0.58
43:VC:29:ASN:HA	43:VC:64:THR:HA	1.84	0.58
47:ZC:90:LEU:O	47:ZC:94:ARG:NE	2.37	0.58
1:A:193:C:H2'	1:A:194:C:H6	1.68	0.57
1:A:721:G:H4'	1:A:722:A:O4'	2.03	0.57
2:B:2680:C:H5'	6:F:189:PRO:HA	1.86	0.57
2:B:2805:G:N2	2:B:2807:G:N7	2.52	0.57
19:S:75:PHE:HD1	19:S:82:ARG:HG3	1.67	0.57
20:T:9:TYR:H	20:T:102:HIS:HD2	1.52	0.57
38:MA:3:ARG:HH11	38:MA:4:TYR:CB	2.17	0.57
40:OA:33:TYR:HE1	40:OA:74:ASP:HB3	1.69	0.57
1:EB:955:U:H2'	1:EB:956:U:O4'	2.04	0.57
1:EB:1009:G:H2'	1:EB:1010:G:H8	1.69	0.57
1:EB:1099:G:OP2	36:OC:148:TYR:OH	2.22	0.57
1:EB:1122:U:O4	1:EB:1123:A:N6	2.37	0.57
2:FB:2379:G:H4'	16:TB:21:THR:HG21	1.86	0.57
2:FB:2591:C:H2'	2:FB:2592:G:C8	2.39	0.57
2:FB:2602:A:H5''	4:MC:75:C:OP2	2.02	0.57
19:WB:81:TYR:CE1	19:WB:83:ARG:HD3	2.39	0.57
35:NC:115:VAL:HG13	35:NC:162:ILE:HG23	1.86	0.57
38:QC:127:THR:HG23	38:QC:147:ALA:HB3	1.85	0.57
1:A:310:G:P	50:YA:27:LYS:NZ	2.77	0.57

*Continued on next page...*

*Continued from previous page...*

Atom-1	Atom-2	Interatomic distance (Å)	Clash overlap (Å)
1:A:1137:C:H5'	1:A:1138:G:C4	2.39	0.57
2:B:374:A:C2	2:B:401:A:C4	2.92	0.57
2:B:441:U:O2	7:G:46:ARG:NH2	2.37	0.57
2:B:1411:C:H5''	2:B:1412:A:OP2	2.03	0.57
2:B:2096:U:H2'	2:B:2097:C:C6	2.39	0.57
17:Q:60:THR:HG22	17:Q:77:PRO:HA	1.85	0.57
30:DA:23:THR:OG1	30:DA:24:GLU:N	2.35	0.57
2:FB:1063:G:H5''	2:FB:1064:C:OP2	2.03	0.57
2:FB:1718:G:H1	2:FB:1741:C:H42	1.51	0.57
18:VB:78:THR:O	18:VB:81:HIS:N	2.37	0.57
1:A:17:U:H2'	1:A:18:C:C6	2.39	0.57
1:A:837:G:H1	1:A:849:C:H42	1.52	0.57
1:A:1285:A:OP1	1:A:1286:A:N6	2.35	0.57
2:B:24:G:O2'	20:T:78:GLU:O	2.17	0.57
2:B:1140:C:OP2	11:K:66:LYS:NZ	2.37	0.57
37:LA:45:LYS:HG3	37:LA:46:GLU:HG3	1.86	0.57
44:SA:30:SER:HB2	44:SA:81:THR:HG23	1.86	0.57
45:TA:85:ARG:NH1	45:TA:111:ASP:HB3	2.18	0.57
47:VA:23:TYR:HB3	47:VA:67:GLU:HG3	1.86	0.57
2:FB:321:G:OP2	7:KB:135:LYS:HA	2.05	0.57
2:FB:1897:G:H2'	2:FB:1898:U:O4'	2.03	0.57
2:FB:2096:U:H2'	2:FB:2097:C:C6	2.39	0.57
5:IB:8:PRO:HB3	5:IB:14:ARG:HG3	1.86	0.57
12:PB:14:THR:HG21	12:PB:86:ILE:HB	1.86	0.57
18:VB:5:LYS:HB2	18:VB:5:LYS:NZ	2.19	0.57
35:NC:213:GLU:HG2	35:NC:279:HIS:NE2	2.19	0.57
37:PC:18:TRP:H	37:PC:18:TRP:HE3	1.51	0.57
43:VC:56:LEU:HD12	43:VC:56:LEU:H	1.69	0.57
1:A:1317:C:O2	53:BB:37:ARG:NH2	2.35	0.57
1:A:1374:A:O3'	41:PA:28:ASN:ND2	2.38	0.57
1:A:1376:U:H2'	1:A:1377:A:H8	1.70	0.57
2:B:46:C:OP2	2:B:215:G:H2'	2.04	0.57
11:K:47:ALA:HB2	11:K:115:ARG:HD3	1.87	0.57
31:EA:34:ARG:HG2	31:EA:39:ARG:HG3	1.86	0.57
35:JA:338:ASP:O	35:JA:340:LEU:N	2.37	0.57
1:EB:353:A:H5'	1:EB:353:A:H8	1.69	0.57
1:EB:753:A:H5'	1:EB:754:C:C5	2.38	0.57
1:EB:1095:U:P	1:EB:1108:G:H1	2.27	0.57
2:FB:1071:G:H21	2:FB:1089:G:H21	1.51	0.57
2:FB:1817:G:OP1	5:IB:88:ARG:NH2	2.37	0.57
2:FB:2572:A:C4	6:JB:144:ARG:NH1	2.72	0.57

*Continued on next page...*

*Continued from previous page...*

Atom-1	Atom-2	Interatomic distance (Å)	Clash overlap (Å)
35:NC:151:ALA:HB1	35:NC:159:TYR:HE1	1.68	0.57
36:OC:101:MET:HA	36:OC:108:ILE:HG13	1.86	0.57
40:SC:100:ASN:H	52:ED:23:LYS:NZ	2.01	0.57
42:UC:33:GLU:HA	42:UC:36:LEU:HD12	1.87	0.57
46:YC:57:LYS:HE2	46:YC:57:LYS:HA	1.87	0.57
1:A:880:C:OP2	46:UA:9:GLN:HG3	2.05	0.57
35:JA:260:GLU:O	35:JA:266:ASN:ND2	2.37	0.57
54:CB:30:LYS:HB2	54:CB:30:LYS:NZ	2.18	0.57
1:EB:41:G:H2'	1:EB:42:G:C8	2.39	0.57
1:EB:162:A:N6	1:EB:163:C:O2	2.37	0.57
1:EB:1033:G:H2'	1:EB:1034:G:H8	1.69	0.57
1:EB:1475:G:H4'	2:FB:1689:A:H4'	1.85	0.57
2:FB:637:A:OP2	13:QB:116:GLY:N	2.36	0.57
2:FB:883:G:H5'	2:FB:884:C:OP2	2.04	0.57
2:FB:1140:C:P	11:OB:66:LYS:HZ3	2.26	0.57
2:FB:2790:A:O2'	2:FB:2893:G:O2'	2.11	0.57
4:HB:67:C:H2'	4:HB:68:C:C6	2.39	0.57
35:NC:179:SER:HB3	35:NC:297:LEU:HD11	1.87	0.57
49:BD:82:ILE:HD12	49:BD:88:ARG:NH2	2.19	0.57
1:A:1289:A:H3'	1:A:1290:G:H8	1.69	0.57
2:B:528:A:HO2'	2:B:529:A:P	2.25	0.57
3:C:13:A:N1	3:C:69:G:O2'	2.30	0.57
21:U:35:THR:O	21:U:39:ILE:HG13	2.03	0.57
36:KA:16:HIS:CE1	36:KA:204:ASN:H	2.23	0.57
36:KA:75:LYS:HA	36:KA:78:GLN:HB2	1.87	0.57
47:VA:110:ARG:NH1	47:VA:110:ARG:HB3	2.19	0.57
1:EB:1070:U:H2'	1:EB:1071:C:H6	1.69	0.57
2:FB:587:C:P	13:QB:21:ARG:HH12	2.26	0.57
2:FB:774:A:H5''	5:IB:48:ARG:NH2	2.19	0.57
2:FB:1823:G:OP1	5:IB:54:ARG:NH1	2.37	0.57
11:OB:66:LYS:O	11:OB:68:GLU:N	2.38	0.57
1:A:155:C:H42	1:A:166:G:H1	1.53	0.57
1:A:1000:A:H62	1:A:1003:G:N2	2.02	0.57
1:A:1239:A:H62	1:A:1299:A:N6	2.02	0.57
1:A:1265:G:H2'	1:A:1266:G:O4'	2.05	0.57
1:A:1360:A:H3'	1:A:1361:G:H8	1.69	0.57
2:B:271(C):G:H4'	2:B:271(D):U:H5''	1.86	0.57
2:B:1839:G:H5'	2:B:1840:G:OP2	2.04	0.57
2:B:2557:G:H4'	35:JA:245:ARG:HH12	1.69	0.57
2:B:2820:A:P	15:O:2:ARG:HH22	2.28	0.57
32:FA:16:ILE:HG23	32:FA:20:GLY:HA2	1.85	0.57

*Continued on next page...*

*Continued from previous page...*

Atom-1	Atom-2	Interatomic distance (Å)	Clash overlap (Å)
39:NA:27:ARG:HG2	39:NA:49:PRO:HA	1.86	0.57
43:RA:89:ASN:HB3	43:RA:92:TYR:CZ	2.38	0.57
45:TA:26:ASN:ND2	45:TA:26:ASN:O	2.37	0.57
46:UA:89:ARG:HG2	46:UA:97:ARG:HA	1.87	0.57
2:FB:126:A:OP2	31:IC:19:ARG:HB2	2.04	0.57
2:FB:1466:G:H2'	2:FB:1547:C:H41	1.68	0.57
8:LB:113:ARG:CG	8:LB:113:ARG:HH11	2.17	0.57
42:UC:41:ARG:HH11	42:UC:41:ARG:HG3	1.69	0.57
49:BD:4:THR:HB	49:BD:6:GLU:OE2	2.05	0.57
1:A:191(G):G:C4	54:CB:105:SER:HB3	2.40	0.57
2:B:273(E):C:OP2	2:B:273(E):C:H6	1.87	0.57
2:B:1321:A:H2'	2:B:1322:A:C8	2.40	0.57
11:K:73:THR:HB	11:K:82:LEU:HD11	1.86	0.57
23:W:74:VAL:HG22	23:W:86:VAL:HG12	1.86	0.57
28:BA:62:ARG:HA	28:BA:62:ARG:HH11	1.70	0.57
38:MA:111:ALA:HB1	38:MA:116:GLN:HG2	1.86	0.57
38:MA:150:GLU:O	38:MA:152:SER:N	2.36	0.57
42:QA:51:VAL:HG11	42:QA:60:ARG:HG3	1.87	0.57
2:FB:731:C:H2'	2:FB:732:C:H6	1.70	0.57
2:FB:2313:C:O4'	8:LB:40:ASN:ND2	2.37	0.57
2:FB:2563:U:H2'	2:FB:2565:A:OP2	2.03	0.57
2:FB:2797:U:H5'	2:FB:2798:C:C4	2.40	0.57
6:JB:12:THR:HB	17:UB:58:ASN:HD21	1.69	0.57
7:KB:144:LYS:HB3	7:KB:144:LYS:NZ	2.20	0.57
21:YB:94:GLY:HA3	21:YB:95:LEU:C	2.25	0.57
37:PC:11:ARG:O	37:PC:13:GLY:N	2.37	0.57
1:A:955:U:H2'	1:A:956:U:O4'	2.04	0.57
2:B:414:C:H2'	2:B:415:A:H8	1.70	0.57
2:B:1079:C:N4	2:B:1088:A:O4'	2.38	0.57
2:B:2545:G:O2'	2:B:2565:A:N1	2.24	0.57
21:U:3:THR:HG21	26:Z:29:LYS:HD3	1.84	0.57
38:MA:9:CYS:HB2	38:MA:22:LYS:HG2	1.87	0.57
48:WA:24:CYS:HB3	48:WA:29:ARG:H	1.70	0.57
50:YA:52:ASP:HB3	50:YA:55:ARG:HB2	1.87	0.57
51:ZA:84:LEU:O	51:ZA:87:LYS:HG3	2.05	0.57
1:EB:1510:U:H2'	1:EB:1511:G:C8	2.39	0.57
2:FB:1814:G:OP1	5:IB:40:THR:HG21	2.04	0.57
2:FB:2357:U:OP1	24:BC:20:ARG:NE	2.29	0.57
17:UB:36:GLU:HG3	17:UB:41:ARG:HE	1.70	0.57
20:XB:6:ILE:HG12	20:XB:104:THR:HG23	1.87	0.57
1:A:1510:U:H2'	1:A:1511:G:C8	2.40	0.57

*Continued on next page...*

*Continued from previous page...*

Atom-1	Atom-2	Interatomic distance (Å)	Clash overlap (Å)
2:B:305:U:H2'	2:B:306:U:C6	2.39	0.57
2:B:1179:C:H2'	2:B:1180:C:C6	2.40	0.57
43:RA:96:LEU:H	43:RA:98:PRO:HD2	1.70	0.57
52:AB:36:ASN:HD21	52:AB:39:VAL:HB	1.69	0.57
1:EB:430:A:OP2	38:QC:8:VAL:HG13	2.04	0.57
1:EB:452:A:OP1	50:CD:43:LYS:NZ	2.37	0.57
1:EB:1000:A:H3'	1:EB:1002:G:H22	1.70	0.57
1:EB:1137:C:H5'	1:EB:1138:G:C4	2.40	0.57
2:FB:84:A:OP2	22:ZB:8:LYS:NZ	2.36	0.57
4:HB:45:G:H2'	4:HB:46:G:H8	1.69	0.57
22:ZB:35:TYR:CD2	22:ZB:69:ALA:HB3	2.40	0.57
1:A:501:C:OP1	46:UA:117:ARG:NH2	2.38	0.56
1:A:1084:G:H5'	1:A:1102:A:OP2	2.05	0.56
2:B:955:C:OP1	14:N:87:LYS:NZ	2.34	0.56
2:B:1007:C:H5''	11:K:35:ARG:NH1	2.19	0.56
2:B:1971:A:N3	5:E:241:PRO:HD3	2.20	0.56
3:C:85:G:H2'	3:C:86:G:C8	2.40	0.56
4:D:67:C:H2'	4:D:68:C:C6	2.40	0.56
35:JA:202:THR:HB	35:JA:298:LEU:HG	1.87	0.56
53:BB:51:VAL:H	53:BB:58:VAL:HG22	1.69	0.56
1:EB:67:C:H2'	1:EB:68:G:C8	2.39	0.56
5:IB:79:VAL:HG21	5:IB:112:GLN:O	2.05	0.56
7:KB:95:ARG:HB3	7:KB:97:TYR:CE2	2.40	0.56
7:KB:205:ARG:HB2	7:KB:205:ARG:NH1	2.09	0.56
51:DD:84:LEU:O	51:DD:87:LYS:HG3	2.05	0.56
2:B:207:A:H2'	2:B:208:C:O4'	2.04	0.56
2:B:1068:G:N2	2:B:1095:A:N7	2.53	0.56
2:B:2246:G:H2'	2:B:2247:A:C8	2.40	0.56
2:B:2358:G:H1	13:M:55:ARG:HH12	1.54	0.56
5:E:75:ILE:HG22	5:E:76:PRO:O	2.05	0.56
24:X:8:GLY:HA3	4:IA:2:G:O5'	2.05	0.56
26:Z:25:VAL:HG23	26:Z:57:ILE:HG23	1.86	0.56
35:JA:316:ARG:NH1	35:JA:316:ARG:HB2	2.20	0.56
36:KA:160:ASP:O	36:KA:182:ILE:HG23	2.06	0.56
2:FB:1257:C:H4'	7:KB:83:PHE:CE1	2.40	0.56
2:FB:2756:U:H1'	2:FB:2757:A:H5''	1.87	0.56
13:QB:77:ARG:HG2	13:QB:77:ARG:HH11	1.70	0.56
22:ZB:15:VAL:HG11	22:ZB:20:TYR:HB2	1.87	0.56
24:BC:70:GLN:HG2	24:BC:72:ARG:HG3	1.87	0.56
47:ZC:19:LEU:HB3	47:ZC:25:ILE:HG21	1.86	0.56
1:A:177:C:H2'	1:A:178:C:C6	2.41	0.56

*Continued on next page...*



*Continued from previous page...*

Atom-1	Atom-2	Interatomic distance (Å)	Clash overlap (Å)
1:A:401:C:O2'	1:A:621:A:N3	2.35	0.56
1:A:1184:G:H2'	1:A:1185:G:H8	1.71	0.56
1:A:1242:C:H42	1:A:1295:G:H22	1.52	0.56
2:B:1510:A:H2'	2:B:1511:A:C8	2.41	0.56
2:B:2327:A:H2'	2:B:2328:A:C8	2.40	0.56
2:B:2749:A:OP1	9:I:3:ARG:NH2	2.36	0.56
3:C:11:C:H3'	3:C:12:C:H6	1.70	0.56
5:E:263:ARG:HH11	5:E:263:ARG:H	1.50	0.56
14:N:135:ASP:OD2	14:N:137:TYR:HD2	1.88	0.56
4:IA:19:G:OP1	4:IA:60:U:N3	2.38	0.56
36:KA:61:LEU:O	36:KA:65:GLY:N	2.38	0.56
36:KA:101:MET:HA	36:KA:108:ILE:HG13	1.87	0.56
39:NA:72:GLN:N	39:NA:75:THR:O	2.34	0.56
41:PA:16:LEU:HD23	43:RA:44:VAL:HG23	1.88	0.56
42:QA:4:ASP:HB2	42:QA:89:PRO:HG3	1.86	0.56
45:TA:67:ASP:OD2	45:TA:71:LYS:HE3	2.05	0.56
53:BB:15:LEU:O	53:BB:17:GLU:N	2.38	0.56
54:CB:97:ALA:O	54:CB:99:LEU:N	2.37	0.56
1:EB:662:G:H1	1:EB:743:U:H3	1.54	0.56
1:EB:1360:A:H3'	1:EB:1361:G:H8	1.69	0.56
1:EB:1513:A:H2'	1:EB:1514:C:C6	2.40	0.56
2:FB:207:A:H2'	2:FB:208:C:O4'	2.05	0.56
2:FB:270(C):A:N1	2:FB:273(A):G:O2'	2.30	0.56
2:FB:270(J):G:H2'	2:FB:270(K):G:C8	2.37	0.56
2:FB:288:C:H2'	2:FB:289:A:C8	2.41	0.56
2:FB:479:A:N3	2:FB:481:G:H5''	2.20	0.56
2:FB:1019:U:OP1	2:FB:1035:U:O2'	2.14	0.56
2:FB:1028:A:N6	2:FB:1125:G:H2'	2.20	0.56
2:FB:1815:A:OP2	5:IB:54:ARG:NH2	2.37	0.56
2:FB:2316:C:H1'	8:LB:128:ARG:NH1	2.21	0.56
6:JB:47:VAL:HG11	6:JB:86:PRO:HD2	1.87	0.56
8:LB:153:ARG:NH1	8:LB:153:ARG:HB2	2.20	0.56
11:OB:56:ASN:N	11:OB:125:GLY:O	2.35	0.56
20:XB:14:PRO:HA	20:XB:17:VAL:HG12	1.87	0.56
23:AC:162:GLU:O	23:AC:164:ALA:N	2.38	0.56
24:BC:53:MET:HG3	24:BC:59:LEU:HD23	1.87	0.56
26:DC:31:GLU:HA	26:DC:34:GLU:HB3	1.87	0.56
35:NC:202:THR:HB	35:NC:298:LEU:HG	1.87	0.56
36:OC:91:PRO:HG2	36:OC:155:LEU:HD13	1.87	0.56
45:XC:27:ASN:OD1	45:XC:28:THR:N	2.38	0.56
50:CD:49:LEU:HD12	50:CD:50:LYS:H	1.70	0.56

*Continued on next page...*



*Continued from previous page...*

Atom-1	Atom-2	Interatomic distance (Å)	Clash overlap (Å)
50:CD:75:ARG:HB2	50:CD:75:ARG:HH11	1.70	0.56
1:A:657:G:H2'	1:A:658:G:C8	2.37	0.56
2:B:780:G:C2	2:B:782:A:C2	2.93	0.56
2:B:1140:C:P	11:K:66:LYS:NZ	2.79	0.56
2:B:1813:G:O2'	5:E:42:GLY:O	2.24	0.56
2:B:1814:G:OP1	5:E:40:THR:HG21	2.05	0.56
2:B:2262:U:P	24:X:19:LYS:HZ3	2.28	0.56
2:B:2287:A:H62	2:B:2344:U:H3	1.52	0.56
42:QA:33:GLU:HA	42:QA:36:LEU:HD12	1.88	0.56
45:TA:32:ILE:HB	45:TA:41:THR:HG22	1.86	0.56
53:BB:31:ILE:HD11	53:BB:49:ILE:HG12	1.87	0.56
1:EB:593:G:H1	1:EB:646:U:H3	1.53	0.56
1:EB:620:C:H2'	1:EB:621:A:O4'	2.06	0.56
1:EB:964:A:HO2'	44:WC:55:LYS:HZ3	1.52	0.56
2:FB:1922:G:H2'	2:FB:1923:U:O4'	2.05	0.56
2:FB:2171:A:O2'	2:FB:2172:U:H5''	2.05	0.56
9:MB:85:LYS:HE3	9:MB:138:LYS:NZ	2.20	0.56
14:RB:135:ASP:OD2	14:RB:137:TYR:HD2	1.88	0.56
25:CC:90:ILE:O	25:CC:94:LEU:N	2.37	0.56
27:EC:30:ARG:HH11	27:EC:30:ARG:HG3	1.70	0.56
1:A:7:G:H5'	1:A:298:A:O4'	2.06	0.56
1:A:162:A:N6	1:A:163:C:O2	2.39	0.56
1:A:1218:C:H2'	1:A:1219:U:H6	1.70	0.56
2:B:1082:U:H2'	2:B:1083:U:H4'	1.88	0.56
2:B:1257:C:H4'	7:G:83:PHE:CD1	2.39	0.56
36:KA:88:ALA:HB2	36:KA:219:VAL:HG13	1.86	0.56
1:EB:366:C:H1'	1:EB:394:G:H22	1.70	0.56
2:FB:2425:A:H4'	2:FB:2426:A:H5''	1.87	0.56
2:FB:2630:G:H1'	2:FB:2894:G:H1'	1.85	0.56
11:OB:30:ILE:HG22	11:OB:34:LEU:HD22	1.88	0.56
11:OB:30:ILE:HG23	11:OB:52:VAL:HG11	1.86	0.56
38:QC:3:ARG:HH11	38:QC:4:TYR:CB	2.18	0.56
47:ZC:54:VAL:HG13	47:ZC:57:ARG:NH1	2.19	0.56
50:CD:15:PRO:HB2	50:CD:41:PRO:HG2	1.88	0.56
1:A:663:A:O3'	52:AB:64:ARG:NH2	2.38	0.56
2:B:830:G:H4'	2:B:831:G:OP2	2.05	0.56
2:B:2443:C:H5''	7:G:68:LYS:HD2	1.88	0.56
4:D:42:G:H2'	4:D:43:A:C8	2.40	0.56
8:H:108:ASN:HA	28:BA:37:SER:HB2	1.87	0.56
21:U:31:HIS:HE1	21:U:33:LYS:HB2	1.70	0.56
4:IA:75:C:OP1	4:IA:75:C:H4'	2.05	0.56

*Continued on next page...*

*Continued from previous page...*

Atom-1	Atom-2	Interatomic distance (Å)	Clash overlap (Å)
50:YA:43:LYS:HE3	50:YA:48:TRP:CH2	2.41	0.56
50:YA:75:ARG:HB2	50:YA:75:ARG:NH1	2.21	0.56
1:EB:952:U:H2'	1:EB:953:G:C8	2.39	0.56
1:EB:1016:A:O2'	1:EB:1217:C:O2'	2.23	0.56
1:EB:1070:U:H2'	1:EB:1071:C:C6	2.40	0.56
2:FB:1607:C:H4'	2:FB:1608:A:H5''	1.88	0.56
2:FB:2556:C:H2'	2:FB:2557:G:O4'	2.06	0.56
2:FB:2565:A:H5''	2:FB:2566:A:OP2	2.06	0.56
4:HB:52:G:H1	4:HB:62:C:H42	1.53	0.56
6:JB:31:CYS:HB3	6:JB:49:LEU:HD12	1.88	0.56
17:UB:60:THR:HG22	17:UB:77:PRO:HA	1.87	0.56
21:YB:57:LEU:HD13	21:YB:78:LYS:HB3	1.87	0.56
43:VC:58:ARG:HD2	43:VC:59:PHE:CE1	2.41	0.56
47:ZC:110:ARG:HB3	47:ZC:110:ARG:HH11	1.71	0.56
1:A:41:G:H2'	1:A:42:G:C8	2.41	0.56
1:A:260:G:OP2	54:CB:83:ARG:NH1	2.38	0.56
1:EB:7:G:H5'	1:EB:298:A:O4'	2.05	0.56
1:EB:46:G:H2'	1:EB:366:C:H5	1.71	0.56
1:EB:1054:C:H41	34:LC:22:A:H61	1.54	0.56
1:EB:1373:G:H5''	41:TC:36:LYS:HE3	1.86	0.56
23:AC:5:LEU:HD11	23:AC:43:GLU:HB3	1.86	0.56
4:MC:53:G:H1	4:MC:61:C:N4	2.04	0.56
40:SC:46:ARG:HB2	40:SC:60:PHE:CE1	2.40	0.56
1:A:820:U:H4'	1:A:821:G:OP2	2.06	0.56
2:B:674:G:O2'	7:G:67:GLN:NE2	2.35	0.56
2:B:2171:A:O2'	2:B:2172:U:H5''	2.06	0.56
9:I:171:LEU:HD22	9:I:172:LYS:H	1.71	0.56
12:L:87:ILE:HD12	12:L:91:LEU:HA	1.88	0.56
15:O:57:ARG:HD2	15:O:59:ASP:OD1	2.05	0.56
18:R:101:ARG:O	18:R:103:PRO:HD3	2.06	0.56
24:X:40:GLN:HE21	24:X:57:PHE:HB3	1.70	0.56
48:WA:21:TYR:HE1	48:WA:23:ARG:HH11	1.52	0.56
1:EB:376:G:O3'	50:CD:5:ARG:NH1	2.39	0.56
18:VB:17:ILE:HG13	18:VB:32:PHE:HE1	1.71	0.56
21:YB:35:THR:O	21:YB:39:ILE:HG13	2.05	0.56
36:OC:139:LYS:HG2	36:OC:140:HIS:HD2	1.71	0.56
45:XC:87:THR:O	45:XC:87:THR:OG1	2.23	0.56
1:A:878:G:H5'	42:QA:89:PRO:HG2	1.86	0.56
2:B:1257:C:H4'	7:G:83:PHE:CE1	2.41	0.56
12:L:14:THR:HG21	12:L:86:ILE:HB	1.87	0.56
13:M:77:ARG:HG2	13:M:77:ARG:HH11	1.71	0.56

*Continued on next page...*

*Continued from previous page...*

Atom-1	Atom-2	Interatomic distance (Å)	Clash overlap (Å)
17:Q:94:ALA:HB1	17:Q:99:LEU:HD21	1.87	0.56
41:PA:26:PHE:HE2	41:PA:124:LEU:HD11	1.71	0.56
1:EB:17:U:H2'	1:EB:18:C:C6	2.40	0.56
1:EB:1000:A:H62	1:EB:1003:G:N2	2.04	0.56
1:EB:1103:C:H2'	1:EB:1104:G:O4'	2.05	0.56
1:EB:1265:G:H2'	1:EB:1266:G:O4'	2.05	0.56
2:FB:1342:A:O2'	2:FB:1344:G:OP2	2.23	0.56
14:RB:27:VAL:N	14:RB:138:ASP:OD2	2.39	0.56
14:RB:111:GLU:CD	14:RB:133:ARG:HH12	2.08	0.56
23:AC:10:ARG:NH2	23:AC:26:GLY:O	2.39	0.56
23:AC:69:THR:HG23	23:AC:90:VAL:HG13	1.88	0.56
41:TC:53:LYS:NZ	41:TC:53:LYS:HB3	2.20	0.56
47:ZC:97:PRO:HD3	47:ZC:110:ARG:HB2	1.87	0.56
50:CD:75:ARG:HB2	50:CD:75:ARG:NH1	2.21	0.56
1:A:922:G:H2'	1:A:923:A:C8	2.40	0.56
1:A:1103:C:H2'	1:A:1104:G:O4'	2.05	0.56
8:H:27:ASN:OD1	8:H:28:VAL:N	2.36	0.56
19:S:28:GLU:O	19:S:30:GLY:N	2.38	0.56
37:LA:67:THR:HG23	37:LA:102:ASN:HB3	1.88	0.56
41:PA:53:LYS:HB3	41:PA:53:LYS:NZ	2.21	0.56
43:RA:10:ARG:HG3	43:RA:105:ASP:OD2	2.05	0.56
47:VA:37:THR:HG21	47:VA:56:LEU:HA	1.88	0.56
1:EB:235:C:H5'	51:DD:70:ARG:HG2	1.88	0.56
1:EB:1401:G:H2'	1:EB:1402:4OC:O4'	2.06	0.56
2:FB:1068:G:N2	2:FB:1095:A:N7	2.55	0.56
35:NC:130:ASP:OD1	35:NC:130:ASP:N	2.38	0.56
53:FD:19:VAL:O	53:FD:22:LEU:HB2	2.05	0.56
1:A:407:G:H5''	38:MA:115:ARG:HG2	1.88	0.55
2:B:154(A):C:O2'	2:B:155:C:N3	2.39	0.55
7:G:40:GLN:OE1	7:G:182:ASN:HB2	2.07	0.55
7:G:95:ARG:NH1	7:G:97:TYR:OH	2.39	0.55
7:G:170:LEU:HD12	7:G:171:PRO:HD2	1.88	0.55
10:J:128:LEU:HG	10:J:140:LEU:HB3	1.88	0.55
52:AB:55:ARG:HB3	52:AB:55:ARG:HH11	1.70	0.55
2:FB:268:C:N3	2:FB:424:G:N2	2.49	0.55
2:FB:345:A:N3	2:FB:346:A:N6	2.52	0.55
2:FB:2305:A:H1'	8:LB:136:ARG:HG3	1.88	0.55
13:QB:138:LEU:HD21	13:QB:145:PRO:HB3	1.87	0.55
19:WB:8:GLY:O	19:WB:10:LYS:N	2.38	0.55
23:AC:4:ARG:HG2	23:AC:58:VAL:HB	1.88	0.55
23:AC:91:LEU:HD12	23:AC:96:VAL:HG11	1.86	0.55

*Continued on next page...*

*Continued from previous page...*

Atom-1	Atom-2	Interatomic distance (Å)	Clash overlap (Å)
4:MC:1:C:H5'	4:MC:2:G:H8	1.71	0.55
52:ED:59:SER:HB3	52:ED:62:GLU:HB2	1.88	0.55
1:A:1266:G:C4	1:A:1268:A:OP2	2.60	0.55
1:A:1490:C:N4	1:A:1491:G:O6	2.40	0.55
2:B:1657:C:H4'	6:F:133:LYS:HB3	1.89	0.55
14:N:111:GLU:CD	14:N:133:ARG:HH12	2.07	0.55
21:U:94:GLY:HA3	21:U:95:LEU:C	2.27	0.55
24:X:50:ASN:ND2	24:X:81:VAL:O	2.33	0.55
41:PA:5:ARG:NH1	41:PA:6:ARG:H	2.04	0.55
1:EB:1218:C:H2'	1:EB:1219:U:H6	1.71	0.55
1:EB:1251:A:O2'	1:EB:1369:C:O2'	2.14	0.55
2:FB:1007:C:H5''	11:OB:35:ARG:NH1	2.20	0.55
2:FB:2055:C:H4'	2:FB:2056:G:H5''	1.88	0.55
5:IB:75:ILE:HG22	5:IB:76:PRO:O	2.05	0.55
38:QC:150:GLU:O	38:QC:152:SER:N	2.39	0.55
1:A:299:G:H2'	1:A:300:A:C8	2.42	0.55
1:A:1085:U:H5''	1:A:1086:U:H5	1.71	0.55
1:A:1190:G:H2'	37:LA:3:ASN:HB2	1.87	0.55
2:B:1817:G:OP1	5:E:88:ARG:NH2	2.40	0.55
5:E:261:LYS:HD3	5:E:263:ARG:HH12	1.71	0.55
13:M:138:LEU:HD21	13:M:145:PRO:HB3	1.88	0.55
18:R:72:HIS:O	18:R:74:LEU:HD12	2.06	0.55
20:T:90:ARG:NH1	20:T:90:ARG:HG2	2.22	0.55
23:W:80:ARG:HG2	23:W:82:ARG:HH11	1.69	0.55
30:DA:17:LYS:HZ3	30:DA:50:ARG:HH21	1.53	0.55
35:JA:324:LEU:HD12	35:JA:325:THR:H	1.72	0.55
1:EB:193:C:H2'	1:EB:194:C:H6	1.71	0.55
1:EB:1144:G:H21	1:EB:1146:A:H62	1.54	0.55
3:GB:29:A:OP2	16:TB:31:SER:HB2	2.06	0.55
5:IB:261:LYS:HD3	5:IB:263:ARG:NH1	2.22	0.55
39:RC:27:ARG:HG2	39:RC:49:PRO:HA	1.88	0.55
47:ZC:37:THR:HG21	47:ZC:56:LEU:HA	1.88	0.55
2:B:607:U:OP1	7:G:102:PRO:HA	2.06	0.55
2:B:1393:A:H5''	2:B:1394:U:OP2	2.07	0.55
15:O:70:LEU:O	15:O:72:ASP:N	2.34	0.55
19:S:18:LEU:HB3	19:S:96:ILE:HG13	1.89	0.55
4:IA:49:G:H1	4:IA:65:C:H42	1.53	0.55
1:EB:1239:A:H62	1:EB:1299:A:N6	2.04	0.55
4:HB:64:G:H2'	4:HB:65:C:O4'	2.06	0.55
15:SB:33:ARG:NH1	15:SB:115:GLU:HB3	2.21	0.55
21:YB:27:THR:HG23	21:YB:80:ILE:HG23	1.87	0.55

*Continued on next page...*

*Continued from previous page...*

Atom-1	Atom-2	Interatomic distance (Å)	Clash overlap (Å)
38:QC:8:VAL:C	38:QC:10:ARG:H	2.10	0.55
1:A:998(B):C:H42	1:A:1042:G:H1	1.54	0.55
1:A:1008:C:H3'	1:A:1009:G:H8	1.72	0.55
2:B:1860:G:H8	2:B:1860:G:OP2	1.89	0.55
2:B:2567:G:H2'	2:B:2568:C:C6	2.42	0.55
6:F:34:VAL:HG11	6:F:78:LEU:HD21	1.89	0.55
8:H:124:SER:HB2	8:H:131:TYR:HE1	1.71	0.55
11:K:13:TRP:CE2	11:K:133:GLN:HG2	2.41	0.55
25:Y:57:GLU:HG2	25:Y:58:ILE:N	2.21	0.55
36:KA:84:GLU:HG2	36:KA:215:LEU:HD21	1.89	0.55
37:LA:50:ALA:HB2	37:LA:75:VAL:HG11	1.88	0.55
46:UA:57:LYS:HE2	46:UA:57:LYS:HA	1.87	0.55
50:YA:81:ARG:HB3	50:YA:83:GLU:HG2	1.89	0.55
1:EB:191(D):U:H2'	1:EB:191(E):G:C8	2.40	0.55
1:EB:599:C:H2'	1:EB:600:C:C6	2.42	0.55
1:EB:714:G:H2'	1:EB:715:A:C8	2.42	0.55
2:FB:270(G):U:O2	2:FB:270(U):G:N2	2.35	0.55
2:FB:807:U:OP2	13:QB:36:LYS:HD3	2.07	0.55
2:FB:1179:C:H2'	2:FB:1180:C:C6	2.40	0.55
2:FB:1356:G:H2'	2:FB:1357:U:H6	1.72	0.55
2:FB:1406:U:H2'	2:FB:1407:C:C6	2.42	0.55
2:FB:1491:G:H5'	5:IB:99:ASP:OD2	2.07	0.55
2:FB:2795:G:H1'	2:FB:2802:G:C2	2.41	0.55
8:LB:49:ASP:OD2	8:LB:49:ASP:N	2.37	0.55
18:VB:94:ASN:HD22	19:WB:4:ILE:HG23	1.71	0.55
4:MC:49:G:H1	4:MC:65:C:H42	1.53	0.55
35:NC:316:ARG:NH1	35:NC:316:ARG:HB2	2.22	0.55
42:UC:14:ARG:HE	42:UC:83:ILE:HG23	1.71	0.55
43:VC:96:LEU:H	43:VC:98:PRO:HD2	1.70	0.55
1:A:82:U:C5	1:A:85:U:H5''	2.42	0.55
1:A:1033:G:H2'	1:A:1034:G:H8	1.70	0.55
2:B:430:G:H5''	2:B:431:U:OP2	2.07	0.55
2:B:2055:C:H4'	2:B:2056:G:H5''	1.87	0.55
11:K:30:ILE:HG23	11:K:52:VAL:HG11	1.87	0.55
23:W:48:PHE:HE1	23:W:71:VAL:HG21	1.71	0.55
4:IA:53:G:H1	4:IA:61:C:N4	2.05	0.55
42:QA:45:ILE:HD13	42:QA:61:VAL:HG13	1.89	0.55
54:CB:46:GLU:HB3	54:CB:48:LYS:NZ	2.21	0.55
1:EB:177:C:H2'	1:EB:178:C:C6	2.41	0.55
2:FB:1429:G:H2'	2:FB:1430:C:C6	2.42	0.55
10:NB:5:LEU:H	10:NB:5:LEU:HD12	1.72	0.55

*Continued on next page...*

*Continued from previous page...*

Atom-1	Atom-2	Interatomic distance (Å)	Clash overlap (Å)
42:UC:23:SER:OG	42:UC:24:THR:N	2.39	0.55
1:A:939:G:H2'	1:A:940:C:C6	2.42	0.55
2:B:1203:G:O6	2:B:1204:A:N6	2.40	0.55
2:B:1839:G:H2'	2:B:1839:G:N3	2.21	0.55
28:BA:57:GLU:OE2	28:BA:58:ARG:HG2	2.06	0.55
41:PA:5:ARG:CZ	41:PA:6:ARG:H	2.19	0.55
1:EB:1191:A:OP1	37:PC:3:ASN:ND2	2.40	0.55
2:FB:1204:A:C2	2:FB:1206:G:C2	2.94	0.55
2:FB:1342:A:N1	2:FB:1345:C:C2	2.75	0.55
2:FB:2557:G:H2'	2:FB:2558:C:H6	1.72	0.55
8:LB:44:GLY:HA2	8:LB:88:ILE:HG22	1.88	0.55
17:UB:109:GLU:HA	17:UB:112:ARG:HH22	1.72	0.55
19:WB:100:ARG:HG2	19:WB:100:ARG:HH11	1.72	0.55
38:QC:138:TYR:HE2	38:QC:140:VAL:HA	1.72	0.55
41:TC:26:PHE:HE2	41:TC:124:LEU:HD11	1.71	0.55
50:CD:81:ARG:HB3	50:CD:83:GLU:HG2	1.88	0.55
52:ED:68:LYS:HA	52:ED:68:LYS:HZ2	1.72	0.55
1:A:1095:U:P	1:A:1108:G:H1	2.30	0.55
2:B:1568:G:P	5:E:63:ARG:HH22	2.29	0.55
2:B:2459:A:H5''	2:B:2460:U:OP2	2.07	0.55
8:H:44:GLY:HA2	8:H:88:ILE:HG22	1.88	0.55
16:P:5:THR:HG23	16:P:8:GLU:OE2	2.06	0.55
20:T:82:LEU:HD23	20:T:84:ARG:HH21	1.72	0.55
23:W:162:GLU:O	23:W:164:ALA:N	2.40	0.55
27:AA:30:ARG:HH11	27:AA:30:ARG:HG3	1.72	0.55
38:MA:102:ASP:HA	38:MA:121:VAL:HG21	1.89	0.55
1:EB:413:G:O2'	1:EB:428:G:N2	2.39	0.55
1:EB:880:C:OP2	46:YC:9:GLN:HG3	2.06	0.55
2:FB:262:A:H2'	2:FB:263:C:O4'	2.07	0.55
2:FB:568:U:O2'	2:FB:570:G:N7	2.33	0.55
47:ZC:3:ARG:HH12	47:ZC:4:ILE:HG22	1.69	0.55
54:GD:51:GLU:HA	54:GD:54:LYS:HE2	1.89	0.55
1:A:533:A:O2'	1:A:535:A:OP2	2.24	0.55
1:A:861:G:OP1	42:QA:75:ARG:NH2	2.28	0.55
2:B:2124:G:O6	2:B:2175:C:O2'	2.17	0.55
5:E:263:ARG:NH1	5:E:263:ARG:H	2.05	0.55
15:O:33:ARG:NH1	15:O:115:GLU:HB3	2.21	0.55
15:O:49:ASP:OD1	15:O:95:THR:OG1	2.24	0.55
28:BA:58:ARG:HG3	53:BB:68:GLY:HA3	1.88	0.55
44:SA:50:ILE:HD12	48:WA:41:ARG:HH21	1.71	0.55
1:EB:1084:G:H5'	1:EB:1102:A:OP2	2.06	0.55

*Continued on next page...*

*Continued from previous page...*

Atom-1	Atom-2	Interatomic distance (Å)	Clash overlap (Å)
2:FB:848:G:O6	2:FB:929:G:H2'	2.07	0.55
2:FB:2347:C:N3	2:FB:2370:G:N2	2.37	0.55
2:FB:2567:G:H2'	2:FB:2568:C:C6	2.42	0.55
7:KB:9:ILE:HG21	7:KB:125:LEU:HD23	1.88	0.55
8:LB:124:SER:HB2	8:LB:131:TYR:HE1	1.72	0.55
24:BC:23:VAL:HA	24:BC:38:VAL:HG22	1.89	0.55
38:QC:9:CYS:HB2	38:QC:22:LYS:HG2	1.89	0.55
38:QC:102:ASP:HA	38:QC:121:VAL:HG21	1.89	0.55
50:CD:52:ASP:HB3	50:CD:55:ARG:HB2	1.88	0.55
1:A:715:A:H2'	1:A:716:A:C8	2.42	0.55
1:A:1000:A:H3'	1:A:1002:G:H22	1.72	0.55
2:B:507:A:HO2'	2:B:508:G:P	2.27	0.55
8:H:171:ALA:O	8:H:175:LEU:HB2	2.07	0.55
10:J:10:GLU:C	10:J:12:LEU:H	2.09	0.55
26:Z:31:GLU:HA	26:Z:34:GLU:HB3	1.89	0.55
38:MA:36:ARG:NH1	38:MA:38:TYR:OH	2.39	0.55
46:UA:62:SER:HB2	46:UA:64:TYR:HD2	1.72	0.55
1:EB:109:A:C6	1:EB:326:G:C6	2.94	0.55
1:EB:201:C:N4	1:EB:209:U:H1'	2.21	0.55
1:EB:664:G:P	52:ED:64:ARG:HH21	2.30	0.55
2:FB:2291:U:H2'	2:FB:2292:C:C6	2.42	0.55
2:FB:2480:C:N4	2:FB:2481:G:O6	2.40	0.55
5:IB:79:VAL:HG22	5:IB:115:GLN:O	2.07	0.55
36:OC:61:LEU:O	36:OC:65:GLY:N	2.40	0.55
40:SC:33:TYR:CE1	40:SC:74:ASP:HB3	2.42	0.55
45:XC:16:SER:OG	45:XC:106:LYS:NZ	2.39	0.55
50:CD:18:ARG:HG2	50:CD:35:LYS:HG3	1.89	0.55
1:A:310:G:P	50:YA:27:LYS:HZ3	2.24	0.54
2:B:1063:G:H22	2:B:1088:A:H61	1.55	0.54
2:B:1446:C:H2'	2:B:1447:G:H8	1.71	0.54
5:E:79:VAL:HG21	5:E:112:GLN:O	2.07	0.54
7:G:78:ILE:HA	7:G:83:PHE:CE2	2.42	0.54
9:I:56:SER:OG	9:I:57:ASP:N	2.40	0.54
20:T:11:ARG:NH1	20:T:98:LYS:C	2.61	0.54
30:DA:26:ASN:HB3	30:DA:29:ASN:HB2	1.88	0.54
34:HA:13:A:N6	41:PA:80:VAL:O	2.39	0.54
35:JA:322:ILE:HG12	35:JA:344:ILE:HG12	1.90	0.54
36:KA:160:ASP:HA	36:KA:182:ILE:HD12	1.88	0.54
2:FB:443:A:C5	7:KB:45:ARG:HD2	2.42	0.54
2:FB:940:G:H2'	2:FB:941:A:O4'	2.06	0.54
2:FB:1516:U:H2'	2:FB:1517:G:H8	1.72	0.54

*Continued on next page...*



*Continued from previous page...*

Atom-1	Atom-2	Interatomic distance (Å)	Clash overlap (Å)
2:FB:2358:G:H1	13:QB:55:ARG:HH12	1.55	0.54
1:A:410:G:O6	38:MA:22:LYS:NZ	2.40	0.54
1:A:556:C:H2'	1:A:557:G:O4'	2.07	0.54
2:B:848:G:O6	2:B:929:G:H2'	2.07	0.54
2:B:1053:C:H4'	2:B:1107:G:H22	1.71	0.54
2:B:1309:G:H4'	31:EA:7:PRO:HB2	1.89	0.54
2:B:1491:G:H5'	5:E:99:ASP:OD2	2.08	0.54
2:B:1516:U:H2'	2:B:1517:G:C8	2.42	0.54
2:B:2109:U:H1'	2:B:2181:G:H22	1.71	0.54
8:H:49:ASP:OD2	8:H:49:ASP:N	2.39	0.54
11:K:34:LEU:O	11:K:49:GLY:HA3	2.07	0.54
23:W:91:LEU:HD12	23:W:96:VAL:HG11	1.89	0.54
37:LA:11:ARG:O	37:LA:13:GLY:N	2.41	0.54
44:SA:64:GLU:OE2	44:SA:66:ARG:HD3	2.07	0.54
45:TA:87:THR:O	45:TA:87:THR:OG1	2.24	0.54
50:YA:18:ARG:HG2	50:YA:35:LYS:HG3	1.89	0.54
54:CB:51:GLU:HA	54:CB:54:LYS:HE2	1.89	0.54
2:FB:46:C:OP2	2:FB:215:G:H2'	2.07	0.54
2:FB:588:U:H5'	13:QB:16:ARG:HH12	1.71	0.54
2:FB:1568:G:P	5:IB:63:ARG:HH22	2.30	0.54
2:FB:2555:U:H1'	35:NC:228:ARG:HH21	1.73	0.54
2:FB:2693:A:H2'	2:FB:2694:G:H8	1.72	0.54
5:IB:143:HIS:ND1	5:IB:194:GLY:O	2.39	0.54
8:LB:171:ALA:O	8:LB:175:LEU:HB2	2.08	0.54
21:YB:31:HIS:HE1	21:YB:33:LYS:HB2	1.72	0.54
45:XC:73:MET:HG3	45:XC:103:LEU:HD21	1.90	0.54
48:AD:24:CYS:HB3	48:AD:28:GLY:H	1.71	0.54
52:ED:55:ARG:NH1	52:ED:55:ARG:HB3	2.22	0.54
1:A:1070:U:H2'	1:A:1071:C:C6	2.42	0.54
2:B:568:U:OP1	13:M:36:LYS:NZ	2.40	0.54
2:B:1582:C:H2'	2:B:1583:A:H8	1.70	0.54
2:B:2445:G:OP1	7:G:74:ARG:NH2	2.41	0.54
3:C:78:A:C2	3:C:99:A:C4	2.95	0.54
13:M:59:LEU:HD23	32:FA:58:ILE:HD13	1.88	0.54
13:M:138:LEU:HD12	13:M:143:GLY:HA3	1.87	0.54
23:W:19:ARG:HG3	23:W:19:ARG:NH1	2.23	0.54
42:QA:14:ARG:HE	42:QA:83:ILE:HG23	1.72	0.54
55:DB:10:ARG:HH22	55:DB:13:ILE:HD13	1.72	0.54
1:EB:1184:G:H2'	1:EB:1185:G:C8	2.42	0.54
2:FB:1291:C:H2'	2:FB:1292:U:C6	2.43	0.54
4:HB:10:G:H2'	4:HB:11:A:H8	1.72	0.54

*Continued on next page...*



*Continued from previous page...*

Atom-1	Atom-2	Interatomic distance (Å)	Clash overlap (Å)
15:SB:36:THR:HG22	15:SB:37:THR:N	2.19	0.54
38:QC:177:ASP:HB3	38:QC:182:LYS:HG3	1.88	0.54
43:VC:83:ARG:HA	43:VC:86:VAL:HG22	1.88	0.54
51:DD:76:LEU:HG	51:DD:77:VAL:N	2.22	0.54
1:A:626:U:H2'	1:A:627:G:C8	2.42	0.54
1:A:1078:U:O2'	39:NA:130:ASN:OD1	2.13	0.54
2:B:1922:G:H2'	2:B:1923:U:O4'	2.07	0.54
2:B:2379:G:H4'	16:P:21:THR:HG21	1.90	0.54
3:C:8:U:OP1	16:P:15:ARG:NH2	2.41	0.54
4:D:52:G:H1	4:D:62:C:H42	1.55	0.54
8:H:113:ARG:HH11	8:H:113:ARG:CG	2.19	0.54
25:Y:90:ILE:O	25:Y:94:LEU:N	2.41	0.54
4:IA:16:C:H5'	4:IA:59:A:C2	2.43	0.54
38:MA:18:LYS:HG3	38:MA:20:TYR:H	1.72	0.54
1:EB:859:A:OP2	1:EB:869:G:N2	2.39	0.54
2:FB:302:C:H2'	2:FB:303:U:C6	2.43	0.54
2:FB:829:A:N7	2:FB:2247:A:O2'	2.34	0.54
2:FB:2682:U:O2'	17:UB:58:ASN:OD1	2.25	0.54
36:OC:84:GLU:HG2	36:OC:215:LEU:HD21	1.89	0.54
40:SC:95:GLU:HA	40:SC:95:GLU:OE2	2.07	0.54
1:A:377:G:P	50:YA:5:ARG:HH11	2.31	0.54
2:B:1038:C:N3	2:B:1117:G:N2	2.41	0.54
13:M:32:THR:O	13:M:32:THR:OG1	2.19	0.54
25:Y:20:ARG:HB3	25:Y:34:THR:HA	1.89	0.54
35:JA:138:TYR:HE1	35:JA:338:ASP:OD2	1.90	0.54
43:RA:83:ARG:HA	43:RA:86:VAL:HG22	1.88	0.54
2:FB:861:A:H2'	2:FB:862:G:O4'	2.08	0.54
2:FB:1778:U:H2'	2:FB:1784:A:N6	2.22	0.54
2:FB:2791:C:OP1	2:FB:2892:A:N6	2.41	0.54
3:GB:28:C:OP1	16:TB:31:SER:OG	2.21	0.54
4:HB:42:G:H2'	4:HB:43:A:C8	2.42	0.54
20:XB:9:TYR:H	20:XB:102:HIS:HD2	1.54	0.54
21:YB:21:PHE:C	21:YB:23:GLU:H	2.09	0.54
23:AC:125:LEU:HD23	23:AC:164:ALA:O	2.06	0.54
35:NC:218:ASN:HB3	35:NC:221:ASP:OD2	2.07	0.54
8:H:98:ARG:HH11	8:H:98:ARG:CB	2.19	0.54
41:PA:62:PHE:O	41:PA:63:LYS:HG3	2.08	0.54
2:FB:780:G:C2	2:FB:782:A:C2	2.96	0.54
2:FB:1755:A:OP2	17:UB:113:LYS:NZ	2.41	0.54
19:WB:18:LEU:HB3	19:WB:96:ILE:HG13	1.90	0.54
4:MC:19:G:OP1	4:MC:60:U:N3	2.41	0.54

*Continued on next page...*

*Continued from previous page...*

Atom-1	Atom-2	Interatomic distance (Å)	Clash overlap (Å)
44:WC:34:VAL:HA	44:WC:74:ILE:HG22	1.88	0.54
45:XC:85:ARG:NH1	45:XC:111:ASP:HB3	2.22	0.54
1:A:892:A:O2'	1:A:1415:G:H4'	2.08	0.54
2:B:911:A:H2'	14:N:9:TYR:OH	2.08	0.54
2:B:1047:G:H1'	2:B:1111:A:N6	2.23	0.54
2:B:1796:U:H2'	2:B:1797:C:C6	2.43	0.54
3:C:12:C:OP2	3:C:12:C:C6	2.60	0.54
8:H:153:ARG:NH1	8:H:153:ARG:HB2	2.22	0.54
9:I:3:ARG:NH1	9:I:3:ARG:HA	2.23	0.54
1:EB:159:G:O2'	1:EB:161:A:N7	2.32	0.54
1:EB:736:C:H2'	1:EB:737:A:C8	2.42	0.54
2:FB:270(J):G:O2'	25:CC:81:ARG:NH1	2.40	0.54
2:FB:1531:C:N4	2:FB:1540:G:O6	2.41	0.54
28:FC:21:VAL:O	28:FC:23:GLU:N	2.41	0.54
49:BD:39:LEU:O	49:BD:43:LEU:HG	2.08	0.54
1:A:1043:C:H2'	1:A:1044:A:H5''	1.89	0.54
2:B:534:U:H5'	18:R:42:ALA:HB1	1.89	0.54
2:B:1140:C:P	11:K:66:LYS:HZ3	2.30	0.54
2:B:1216:G:P	18:R:12:ARG:HH21	2.31	0.54
2:B:1516:U:H2'	2:B:1517:G:H8	1.73	0.54
2:B:1585:C:H4'	2:B:1586:A:OP2	2.08	0.54
5:E:8:PRO:HB3	5:E:14:ARG:HG3	1.88	0.54
6:F:31:CYS:HB3	6:F:49:LEU:HD12	1.90	0.54
22:V:2:ARG:O	22:V:4:LYS:N	2.41	0.54
41:PA:146:GLU:O	41:PA:148:ASN:N	2.38	0.54
1:EB:401:C:O2'	1:EB:621:A:N3	2.34	0.54
1:EB:584:G:H2'	1:EB:585:G:C8	2.43	0.54
1:EB:685:G:N2	1:EB:704:A:OP2	2.40	0.54
1:EB:878:G:H5'	42:UC:89:PRO:HG2	1.90	0.54
1:EB:993:G:O2'	1:EB:994:A:N7	2.40	0.54
1:EB:1367:C:H5'	44:WC:60:ARG:CZ	2.38	0.54
2:FB:1053:C:H4'	2:FB:1107:G:H22	1.73	0.54
2:FB:1340:U:H4'	2:FB:1341:U:OP2	2.08	0.54
11:OB:123:TYR:OH	11:OB:130:HIS:NE2	2.37	0.54
35:NC:138:TYR:HE1	35:NC:338:ASP:OD2	1.90	0.54
44:WC:90:LEU:HD23	44:WC:94:VAL:HB	1.90	0.54
47:ZC:48:LEU:HD23	47:ZC:53:VAL:HG22	1.90	0.54
1:A:957:U:H2'	1:A:959:A:OP2	2.08	0.54
2:B:184:C:H2'	2:B:185:U:C6	2.43	0.54
2:B:2316:C:H1'	8:H:128:ARG:NH1	2.23	0.54
6:F:47:VAL:HG11	6:F:86:PRO:HD2	1.90	0.54

*Continued on next page...*

*Continued from previous page...*

Atom-1	Atom-2	Interatomic distance (Å)	Clash overlap (Å)
23:W:125:LEU:HD23	23:W:164:ALA:O	2.08	0.54
35:JA:139:ALA:HA	35:JA:144:TRP:HE3	1.73	0.54
41:PA:12:LEU:H	41:PA:12:LEU:HD12	1.73	0.54
1:EB:1004:A:N6	1:EB:1025:U:O2'	2.26	0.54
2:FB:1516:U:H2'	2:FB:1517:G:C8	2.43	0.54
2:FB:1790:C:H5''	2:FB:1791:A:OP1	2.08	0.54
17:UB:29:ARG:HG3	17:UB:46:GLU:HB3	1.89	0.54
49:BD:88:ARG:NH2	49:BD:88:ARG:HB3	2.23	0.54
52:ED:53:ARG:NH1	52:ED:59:SER:O	2.41	0.54
54:GD:30:LYS:NZ	54:GD:30:LYS:HB2	2.23	0.54
2:B:1532:C:H41	2:B:1539:G:N2	2.05	0.54
10:J:5:LEU:H	10:J:5:LEU:HD12	1.73	0.54
13:M:107:LYS:HB2	13:M:110:TYR:CD2	2.43	0.54
20:T:29:LEU:HG	20:T:33:ARG:HE	1.73	0.54
22:V:15:VAL:HG11	22:V:20:TYR:HB2	1.90	0.54
24:X:24:LYS:O	24:X:25:ARG:NH1	2.41	0.54
24:X:53:MET:HG3	24:X:59:LEU:HD23	1.90	0.54
47:VA:94:ARG:HB3	47:VA:96:LEU:HG	1.89	0.54
1:EB:152:A:N7	1:EB:169:C:N4	2.56	0.54
2:FB:879:G:H1	2:FB:899:A:H1'	1.73	0.54
2:FB:1216:G:P	18:VB:12:ARG:HH21	2.30	0.54
2:FB:2661:G:H2'	2:FB:2662:A:C8	2.43	0.54
2:FB:2698:U:H2'	2:FB:2699:C:C6	2.43	0.54
6:JB:38:THR:OG1	6:JB:41:LYS:N	2.30	0.54
8:LB:108:ASN:HA	28:FC:37:SER:HB2	1.89	0.54
14:RB:71:ASP:OD1	14:RB:71:ASP:N	2.37	0.54
38:QC:111:ALA:HB1	38:QC:116:GLN:HG2	1.90	0.54
53:FD:31:ILE:HD11	53:FD:49:ILE:HG12	1.89	0.54
1:A:67:C:H2'	1:A:68:G:C8	2.43	0.53
1:A:651:C:H2'	1:A:652:U:C6	2.43	0.53
1:A:736:C:H2'	1:A:737:A:C8	2.42	0.53
1:A:1227:A:OP1	53:BB:80:TYR:OH	2.26	0.53
2:B:220:G:O2'	2:B:233:A:N3	2.33	0.53
2:B:907:U:O2'	14:N:101:ARG:NH2	2.41	0.53
2:B:1641:A:H2'	2:B:1642:G:O4'	2.08	0.53
2:B:2305:A:H1'	8:H:136:ARG:HG3	1.90	0.53
2:B:2597:G:H2'	2:B:2598:A:C8	2.43	0.53
4:D:10:G:H2'	4:D:11:A:H8	1.72	0.53
5:E:261:LYS:HD3	5:E:263:ARG:CZ	2.38	0.53
10:J:4:ILE:HG23	10:J:18:VAL:HB	1.91	0.53
23:W:69:THR:HG23	23:W:90:VAL:HG13	1.90	0.53

*Continued on next page...*

*Continued from previous page...*

Atom-1	Atom-2	Interatomic distance (Å)	Clash overlap (Å)
40:OA:95:GLU:OE2	40:OA:95:GLU:HA	2.08	0.53
44:SA:34:VAL:HA	44:SA:74:ILE:HG22	1.89	0.53
48:WA:24:CYS:HB3	48:WA:28:GLY:H	1.73	0.53
1:EB:715:A:H2'	1:EB:716:A:C8	2.42	0.53
1:EB:1004:A:OP1	1:EB:1023:G:N1	2.29	0.53
1:EB:1049:U:H4'	1:EB:1050:G:H5''	1.89	0.53
2:FB:84:A:N1	2:FB:98:G:O2'	2.37	0.53
2:FB:244:A:C2	2:FB:255:A:C4	2.96	0.53
2:FB:2795:G:N2	2:FB:2801:A:OP2	2.41	0.53
8:LB:121:ASN:O	8:LB:131:TYR:OH	2.16	0.53
20:XB:90:ARG:NH1	20:XB:90:ARG:HG2	2.24	0.53
26:DC:44:LEU:HD12	26:DC:46:GLN:O	2.08	0.53
28:FC:62:ARG:HA	28:FC:62:ARG:HH11	1.72	0.53
40:SC:62:TRP:CZ3	40:SC:64:GLN:HB2	2.43	0.53
45:XC:92:GLU:HA	45:XC:95:ILE:HB	1.90	0.53
53:FD:51:VAL:H	53:FD:58:VAL:HG22	1.73	0.53
2:B:2621:A:O2'	6:F:159:HIS:ND1	2.30	0.53
16:P:34:HIS:HB3	16:P:53:SER:HB3	1.89	0.53
16:P:94:TYR:HE2	16:P:99:LYS:HE3	1.73	0.53
17:Q:62:THR:HG23	17:Q:75:ILE:HG12	1.90	0.53
21:U:57:LEU:HD13	21:U:78:LYS:HB3	1.89	0.53
24:X:54:GLY:O	24:X:56:ASP:N	2.37	0.53
35:JA:130:ASP:O	35:JA:134:MET:HG3	2.08	0.53
41:PA:70:LYS:NZ	41:PA:70:LYS:HB3	2.23	0.53
45:TA:82:VAL:HB	45:TA:108:ILE:HG22	1.89	0.53
47:VA:92:HIS:CE1	47:VA:98:VAL:HG21	2.42	0.53
51:ZA:95:TYR:O	51:ZA:97:SER:N	2.40	0.53
1:EB:929:G:H1	1:EB:1388:C:N4	2.04	0.53
1:EB:1032(C):G:H5'	1:EB:1033:G:OP2	2.09	0.53
2:FB:374:A:C2	2:FB:401:A:C4	2.96	0.53
2:FB:464:U:H2'	2:FB:465:G:O4'	2.07	0.53
2:FB:1082:U:H2'	2:FB:1083:U:H4'	1.90	0.53
11:OB:96:GLU:O	11:OB:100:GLU:HB2	2.08	0.53
18:VB:101:ARG:O	18:VB:103:PRO:HD3	2.07	0.53
20:XB:25:ARG:NH2	20:XB:74:ALA:O	2.42	0.53
22:ZB:30:VAL:HG23	22:ZB:37:VAL:HG12	1.90	0.53
35:NC:108:GLU:HB3	35:NC:170:GLY:HA2	1.90	0.53
35:NC:322:ILE:HG12	35:NC:344:ILE:HG12	1.90	0.53
37:PC:45:LYS:HG3	37:PC:46:GLU:HG3	1.90	0.53
1:A:413:G:O2'	1:A:428:G:N2	2.41	0.53
2:B:261:G:HO2'	2:B:609(B):G:HO2'	1.53	0.53

*Continued on next page...*

*Continued from previous page...*

Atom-1	Atom-2	Interatomic distance (Å)	Clash overlap (Å)
2:B:464:U:H2'	2:B:465:G:O4'	2.08	0.53
2:B:610:C:H42	2:B:618(A):G:H1	1.56	0.53
2:B:1495:A:H2'	2:B:1496:A:C8	2.43	0.53
2:B:2557:G:H2'	2:B:2558:C:H6	1.74	0.53
8:H:105:LYS:NZ	8:H:143:GLU:OE1	2.27	0.53
38:MA:9:CYS:HG	38:MA:18:LYS:HZ1	1.45	0.53
38:MA:119:GLN:O	38:MA:123:HIS:ND1	2.25	0.53
38:MA:141:ARG:HB3	38:MA:141:ARG:NH1	2.23	0.53
49:XA:8:LYS:NZ	49:XA:31:LEU:HD21	2.23	0.53
2:FB:17:G:H2'	2:FB:18:C:C6	2.43	0.53
2:FB:979:G:H2'	2:FB:982:C:H42	1.73	0.53
2:FB:1047:G:H1'	2:FB:1111:A:N6	2.23	0.53
2:FB:2708:G:OP1	15:SB:68:ARG:NH1	2.38	0.53
3:GB:7:G:H1	3:GB:113:C:H42	1.56	0.53
5:IB:263:ARG:HG3	5:IB:263:ARG:NH1	2.18	0.53
8:LB:173:LEU:HB3	8:LB:178:PHE:CD2	2.43	0.53
22:ZB:88:LYS:HB3	22:ZB:96:ILE:HG23	1.91	0.53
4:MC:65:C:H2'	4:MC:66:C:H5'	1.90	0.53
44:WC:64:GLU:OE2	44:WC:66:ARG:HD3	2.08	0.53
2:B:807:U:OP2	13:M:36:LYS:HD3	2.09	0.53
2:B:1981:A:H5''	2:B:1982:C:OP2	2.08	0.53
2:B:2029:G:H2'	2:B:2031:A:OP1	2.08	0.53
2:B:2148:G:H2'	2:B:2149:G:H8	1.74	0.53
2:B:2698:U:H2'	2:B:2699:C:C6	2.44	0.53
5:E:79:VAL:HG22	5:E:115:GLN:O	2.08	0.53
21:U:32:PRO:HA	21:U:77:LYS:HB2	1.89	0.53
22:V:99:CYS:SG	22:V:100:ALA:N	2.81	0.53
29:CA:45:VAL:HG22	29:CA:52:TYR:HB2	1.89	0.53
30:DA:9:LEU:HD13	30:DA:25:LYS:HD3	1.90	0.53
37:LA:64:VAL:HG22	37:LA:99:VAL:HA	1.90	0.53
1:EB:82:U:C5	1:EB:85:U:H5''	2.43	0.53
1:EB:501:C:H2'	1:EB:502:G:C8	2.44	0.53
1:EB:998(B):C:H42	1:EB:1042:G:H1	1.55	0.53
1:EB:1266:G:C4	1:EB:1268:A:OP2	2.62	0.53
2:FB:459:U:H4'	31:IC:40:TRP:CZ3	2.44	0.53
2:FB:583:G:OP2	18:VB:10:ARG:HD2	2.08	0.53
2:FB:1173:G:H2'	2:FB:1175:U:C5'	2.39	0.53
2:FB:1935:G:H3'	2:FB:1962:5MC:HN41	1.74	0.53
2:FB:2159:G:H2'	2:FB:2160:G:C8	2.44	0.53
15:SB:70:LEU:O	15:SB:72:ASP:N	2.32	0.53
46:YC:8:ASN:HB2	51:DD:34:LYS:NZ	2.22	0.53

*Continued on next page...*

*Continued from previous page...*

Atom-1	Atom-2	Interatomic distance (Å)	Clash overlap (Å)
51:DD:95:TYR:O	51:DD:97:SER:N	2.40	0.53
1:A:54:C:O2'	1:A:55:A:H5'	2.08	0.53
1:A:152:A:N7	1:A:169:C:N4	2.56	0.53
1:A:949:A:H1'	1:A:1364:U:N3	2.23	0.53
2:B:455:C:H3'	2:B:456:C:H5''	1.89	0.53
2:B:607:U:OP1	7:G:103:LYS:N	2.39	0.53
2:B:1654:A:H1'	2:B:2823:A:H5'	1.91	0.53
2:B:2291:U:H2'	2:B:2292:C:C6	2.43	0.53
4:D:64:G:H2'	4:D:65:C:O4'	2.09	0.53
8:H:135:LEU:HA	8:H:136:ARG:HH11	1.74	0.53
26:Z:44:LEU:HD12	26:Z:46:GLN:O	2.07	0.53
30:DA:39:TYR:HB2	30:DA:46:HIS:CE1	2.42	0.53
47:VA:110:ARG:HB3	47:VA:110:ARG:HH11	1.74	0.53
1:EB:968:A:H8	1:EB:968:A:OP1	1.92	0.53
2:FB:1532:C:H41	2:FB:1539:G:N2	2.06	0.53
2:FB:2581:G:H4'	2:FB:2582:G:C8	2.44	0.53
35:NC:119:THR:OG1	35:NC:302:ASP:HB2	2.09	0.53
1:A:1070:U:H2'	1:A:1071:C:H6	1.72	0.53
1:A:1144:G:H21	1:A:1146:A:H62	1.54	0.53
3:C:42:C:H5''	8:H:69:ALA:HB2	1.89	0.53
6:F:12:THR:HB	17:Q:58:ASN:HD21	1.71	0.53
19:S:81:TYR:CE1	19:S:83:ARG:HD3	2.43	0.53
24:X:27:GLU:HA	24:X:67:VAL:HG12	1.91	0.53
4:IA:1:C:H41	4:IA:72:A:N6	2.06	0.53
45:TA:27:ASN:OD1	45:TA:28:THR:N	2.41	0.53
1:EB:426:G:OP1	38:QC:36:ARG:NH1	2.41	0.53
1:EB:619:U:H5'	38:QC:131:ARG:NH1	2.24	0.53
1:EB:995:C:O2	48:AD:4:LYS:NZ	2.38	0.53
1:EB:1531:A:OP2	1:EB:1531:A:C8	2.55	0.53
2:FB:24:G:O2'	20:XB:78:GLU:O	2.21	0.53
2:FB:528:A:N1	2:FB:2042:A:H2'	2.23	0.53
2:FB:1077:A:N6	2:FB:1079:C:H1'	2.23	0.53
2:FB:1445:C:H2'	2:FB:1446:C:C6	2.43	0.53
2:FB:2039:C:H5'	11:OB:109:LYS:HZ2	1.73	0.53
5:IB:146:GLU:HA	5:IB:153:ALA:HA	1.91	0.53
9:MB:40:GLU:HB2	9:MB:60:ARG:HH22	1.73	0.53
30:HC:17:LYS:NZ	30:HC:50:ARG:NH2	2.56	0.53
4:MC:58:A:N6	4:MC:61:C:O2	2.41	0.53
38:QC:18:LYS:HD3	38:QC:31:CYS:SG	2.49	0.53
42:UC:11:THR:HG22	42:UC:15:ASN:HD21	1.74	0.53
50:CD:32:TYR:H	50:CD:32:TYR:HD2	1.55	0.53

*Continued on next page...*

*Continued from previous page...*

Atom-1	Atom-2	Interatomic distance (Å)	Clash overlap (Å)
54:GD:46:GLU:HB3	54:GD:48:LYS:NZ	2.24	0.53
1:A:278:G:OP2	51:ZA:41:LYS:HE2	2.09	0.53
1:A:1120:G:H2'	1:A:1121:U:H6	1.74	0.53
2:B:270(G):U:O2	2:B:270(U):G:N2	2.33	0.53
2:B:1063:G:N2	2:B:1088:A:H61	2.06	0.53
2:B:1657:C:H2'	2:B:1658:C:C6	2.43	0.53
2:B:1742:C:H5'	2:B:1743:G:OP2	2.08	0.53
2:B:1778:U:H2'	2:B:1784:A:N6	2.24	0.53
2:B:2795:G:HO2'	2:B:2799:A:H62	1.54	0.53
10:J:87:LYS:HD2	10:J:89:TYR:CD2	2.44	0.53
22:V:101:LYS:H	22:V:101:LYS:HD2	1.73	0.53
23:W:10:ARG:NH2	23:W:26:GLY:O	2.42	0.53
1:EB:452:A:H4'	50:CD:72:ARG:HH12	1.74	0.53
1:EB:1085:U:H5''	1:EB:1086:U:H5	1.74	0.53
1:EB:1317:C:O2	53:FD:37:ARG:NH2	2.40	0.53
1:EB:1372:U:H5''	43:VC:71:SER:HB3	1.91	0.53
2:FB:185:U:H4'	2:FB:218:A:H4'	1.91	0.53
2:FB:830:G:H4'	2:FB:831:G:OP2	2.09	0.53
2:FB:1860:G:OP2	2:FB:1860:G:H8	1.92	0.53
2:FB:2573:C:N4	35:NC:239:THR:HA	2.24	0.53
2:FB:2795:G:HO2'	2:FB:2799:A:H62	1.54	0.53
3:GB:42:C:H5''	8:LB:69:ALA:HB2	1.91	0.53
3:GB:85:G:H2'	3:GB:86:G:C8	2.43	0.53
6:JB:92:THR:OG1	6:JB:93:VAL:N	2.41	0.53
7:KB:170:LEU:HD12	7:KB:171:PRO:HD2	1.91	0.53
8:LB:78:SER:N	4:MC:56:C:O2'	2.41	0.53
9:MB:3:ARG:NH1	9:MB:3:ARG:HA	2.24	0.53
9:MB:171:LEU:HD22	9:MB:172:LYS:H	1.73	0.53
30:HC:12:GLU:HA	30:HC:19:ARG:HG3	1.90	0.53
30:HC:39:TYR:HB2	30:HC:46:HIS:CE1	2.43	0.53
39:RC:96:PRO:HA	39:RC:117:ASP:OD2	2.07	0.53
41:TC:50:ILE:HD12	41:TC:58:PRO:HB3	1.89	0.53
41:TC:111:ARG:NE	41:TC:122:HIS:O	2.42	0.53
43:VC:10:ARG:HG3	43:VC:105:ASP:OD2	2.08	0.53
1:A:91:C:H2'	1:A:92:G:C8	2.44	0.53
1:A:1062:U:H2'	1:A:1063:C:C6	2.44	0.53
2:B:1253:A:H4'	2:B:1254:A:OP2	2.09	0.53
2:B:1796:U:H4'	5:E:256:GLY:H	1.73	0.53
2:B:2693:A:H2'	2:B:2694:G:H8	1.73	0.53
8:H:40:ASN:OD1	8:H:42:GLY:N	2.40	0.53
8:H:113:ARG:HH11	8:H:113:ARG:HG3	1.74	0.53

*Continued on next page...*



*Continued from previous page...*

Atom-1	Atom-2	Interatomic distance (Å)	Clash overlap (Å)
11:K:12:ARG:HD3	11:K:14:VAL:HG23	1.89	0.53
22:V:9:LYS:HB2	22:V:29:GLU:HA	1.89	0.53
36:KA:74:LYS:NZ	36:KA:76:GLN:HB2	2.23	0.53
1:EB:556:C:H2'	1:EB:557:G:O4'	2.09	0.53
1:EB:820:U:H4'	1:EB:821:G:OP2	2.07	0.53
1:EB:1043:C:H2'	1:EB:1044:A:H5''	1.90	0.53
1:EB:1170:A:H8	1:EB:1170:A:OP2	1.91	0.53
2:FB:969:U:OP1	27:EC:17:LYS:N	2.42	0.53
2:FB:2445:G:OP1	7:KB:74:ARG:NH2	2.42	0.53
11:OB:34:LEU:O	11:OB:49:GLY:HA3	2.08	0.53
13:QB:107:LYS:HB2	13:QB:110:TYR:CD2	2.43	0.53
18:VB:72:HIS:O	18:VB:74:LEU:HD12	2.09	0.53
25:CC:57:GLU:HG2	25:CC:58:ILE:N	2.23	0.53
26:DC:35:LEU:HD12	26:DC:53:LEU:HD12	1.91	0.53
30:HC:26:ASN:HB3	30:HC:29:ASN:HB2	1.89	0.53
38:QC:92:VAL:O	38:QC:96:LEU:HD22	2.07	0.53
1:A:46:G:H2'	1:A:366:C:H5	1.74	0.53
1:A:160:A:H2'	1:A:161:A:O4'	2.09	0.53
1:A:366:C:H1'	1:A:394:G:H22	1.74	0.53
1:A:1134:G:H3'	1:A:1135:U:O4'	2.09	0.53
1:A:1178:G:OP2	43:RA:97:LYS:HE2	2.09	0.53
2:B:154(A):C:H2'	2:B:161:U:C5	2.44	0.53
2:B:807:U:OP2	13:M:41:ARG:NH2	2.42	0.53
2:B:1817:G:C6	2:B:1818:U:C5	2.97	0.53
2:B:2099:U:H2'	2:B:2100:G:C8	2.44	0.53
2:B:2262:U:P	24:X:19:LYS:NZ	2.82	0.53
5:E:125:ILE:HG23	5:E:193:VAL:HG11	1.91	0.53
6:F:117:MET:SD	6:F:136:ARG:HG3	2.49	0.53
17:Q:109:GLU:HA	17:Q:112:ARG:HH22	1.74	0.53
24:X:49:LYS:HG3	24:X:80:HIS:ND1	2.23	0.53
36:KA:13:ALA:HB1	36:KA:44:LEU:HD22	1.90	0.53
44:SA:90:LEU:HD23	44:SA:94:VAL:HB	1.91	0.53
50:YA:49:LEU:HD12	50:YA:50:LYS:H	1.73	0.53
53:BB:3:ARG:NH2	53:BB:8:GLY:O	2.39	0.53
1:EB:160:A:H2'	1:EB:161:A:O4'	2.09	0.53
1:EB:1008:C:H3'	1:EB:1009:G:H8	1.74	0.53
1:EB:1190:G:H2'	37:PC:3:ASN:HB2	1.89	0.53
2:FB:1742:C:H5'	2:FB:1743:G:OP2	2.08	0.53
2:FB:2875:C:O2'	17:UB:4:GLY:HA3	2.09	0.53
5:IB:125:ILE:HG23	5:IB:193:VAL:HG11	1.91	0.53
5:IB:210:GLY:O	5:IB:213:ARG:N	2.41	0.53

*Continued on next page...*



*Continued from previous page...*

Atom-1	Atom-2	Interatomic distance (Å)	Clash overlap (Å)
19:WB:68:LYS:H	19:WB:68:LYS:HD2	1.74	0.53
35:NC:324:LEU:HD12	35:NC:325:THR:H	1.73	0.53
41:TC:60:LYS:HA	41:TC:63:LYS:HD2	1.90	0.53
46:YC:53:ARG:NH1	46:YC:92:OTD:OD1	2.42	0.53
2:B:784:A:H5'	2:B:785:G:OP1	2.09	0.53
2:B:797:C:OP2	7:G:62:ARG:HG3	2.09	0.53
2:B:1429:G:H2'	2:B:1430:C:C6	2.44	0.53
5:E:121:PRO:HD3	5:E:190:TYR:OH	2.09	0.53
8:H:8:LYS:NZ	8:H:9:ARG:HG3	2.24	0.53
8:H:38:VAL:HG23	8:H:158:ALA:HB3	1.90	0.53
41:PA:70:LYS:HG2	41:PA:96:GLN:HG2	1.90	0.53
51:ZA:76:LEU:HG	51:ZA:77:VAL:N	2.22	0.53
1:EB:922:G:H2'	1:EB:923:A:C8	2.44	0.53
1:EB:939:G:H2'	1:EB:940:C:C6	2.43	0.53
2:FB:1993:U:H4'	6:JB:128:SER:OG	2.08	0.53
8:LB:27:ASN:OD1	8:LB:28:VAL:N	2.42	0.53
8:LB:113:ARG:HH11	8:LB:113:ARG:HG3	1.74	0.53
17:UB:55:ASN:ND2	17:UB:55:ASN:O	2.38	0.53
23:AC:19:ARG:HG3	23:AC:19:ARG:NH1	2.24	0.53
37:PC:64:VAL:HG22	37:PC:99:VAL:HA	1.89	0.53
41:TC:12:LEU:HD12	41:TC:12:LEU:H	1.74	0.53
41:TC:130:GLY:O	41:TC:136:LYS:NZ	2.41	0.53
49:BD:8:LYS:HZ3	49:BD:31:LEU:HD11	1.73	0.53
53:FD:12:ASP:O	53:FD:15:LEU:HB2	2.09	0.53
1:A:397:A:H3'	1:A:397:A:N3	2.25	0.52
2:B:1203:G:O2'	13:M:2:LYS:NZ	2.31	0.52
8:H:150:ASP:OD2	8:H:150:ASP:N	2.41	0.52
15:O:67:LEU:HD12	15:O:76:VAL:HG21	1.91	0.52
41:PA:130:GLY:O	41:PA:136:LYS:NZ	2.42	0.52
46:UA:8:ASN:HB2	51:ZA:34:LYS:NZ	2.24	0.52
1:EB:657:G:H2'	1:EB:658:G:C8	2.37	0.52
1:EB:691:G:O6	45:XC:52:GLY:HA2	2.10	0.52
1:EB:800:G:H8	1:EB:800:G:O5'	1.92	0.52
2:FB:1203:G:O6	2:FB:1204:A:N6	2.41	0.52
2:FB:2271:G:H2'	2:FB:2272:U:C6	2.43	0.52
23:AC:106:GLY:HA3	23:AC:142:SER:HB2	1.91	0.52
39:RC:9:LYS:HB3	39:RC:33:VAL:HG13	1.90	0.52
51:DD:57:VAL:HG12	51:DD:76:LEU:HA	1.91	0.52
5:E:263:ARG:HG3	5:E:263:ARG:NH1	2.18	0.52
8:H:173:LEU:HB3	8:H:178:PHE:CD2	2.44	0.52
9:I:85:LYS:HE3	9:I:138:LYS:NZ	2.24	0.52

*Continued on next page...*

*Continued from previous page...*

Atom-1	Atom-2	Interatomic distance (Å)	Clash overlap (Å)
35:JA:186:ARG:HB3	35:JA:312:PHE:HB2	1.91	0.52
38:MA:26:CYS:SG	38:MA:31:CYS:SG	3.04	0.52
50:YA:42:ARG:HB3	50:YA:44:THR:HG23	1.91	0.52
1:EB:678:U:H2'	1:EB:679:C:C6	2.45	0.52
2:FB:851:U:H2'	2:FB:852:G:C8	2.44	0.52
5:IB:108:PRO:HD2	5:IB:111:LEU:HD22	1.91	0.52
9:MB:8:PRO:HB3	9:MB:51:ARG:HB3	1.90	0.52
12:PB:26:LYS:HD2	12:PB:37:ASP:OD2	2.10	0.52
4:MC:75:C:OP1	4:MC:75:C:H4'	2.08	0.52
38:QC:191:ARG:NH2	38:QC:200:GLU:OE1	2.39	0.52
45:XC:34:ASP:OD2	45:XC:38:ASN:HB2	2.09	0.52
47:ZC:14:ARG:HD2	47:ZC:44:ARG:HE	1.74	0.52
1:A:193:C:H2'	1:A:194:C:C6	2.43	0.52
1:A:774:G:P	5:E:202:LYS:NZ	2.82	0.52
1:A:1032(C):G:H5'	1:A:1033:G:OP2	2.09	0.52
1:A:1184:G:H2'	1:A:1185:G:C8	2.45	0.52
2:B:84:A:OP2	22:V:8:LYS:NZ	2.33	0.52
2:B:270(N):U:H4'	2:B:270(O):G:H5'	1.91	0.52
2:B:860:U:C2	2:B:2268:A:C8	2.98	0.52
2:B:1935:G:H3'	2:B:1962:5MC:HN41	1.74	0.52
3:C:12:C:H6	3:C:12:C:OP2	1.93	0.52
7:G:95:ARG:HB3	7:G:97:TYR:HE2	1.73	0.52
4:IA:65:C:H2'	4:IA:66:C:H5'	1.91	0.52
44:SA:15:THR:HA	44:SA:18:ALA:HB3	1.89	0.52
47:VA:90:LEU:O	47:VA:94:ARG:NE	2.41	0.52
48:WA:40:CYS:SG	48:WA:43:CYS:SG	3.08	0.52
1:EB:1124:G:H21	1:EB:1127:G:H22	1.57	0.52
1:EB:1201:A:H1'	1:EB:1202:G:OP2	2.08	0.52
1:EB:1287:A:H2'	1:EB:1288:A:C8	2.44	0.52
1:EB:1351:U:H2'	1:EB:1352:C:C6	2.45	0.52
1:EB:1511:G:H2'	1:EB:1512:U:O4'	2.09	0.52
2:FB:238:C:O2'	2:FB:608:A:N3	2.40	0.52
2:FB:486:C:H2'	2:FB:487:C:H6	1.73	0.52
2:FB:1271:G:N2	2:FB:1617:C:O4'	2.42	0.52
2:FB:2335:A:C8	2:FB:2337:G:C5	2.98	0.52
2:FB:2792:G:H2'	2:FB:2793:G:H8	1.74	0.52
22:ZB:14:LEU:HD22	22:ZB:82:PRO:HB3	1.91	0.52
1:A:593:G:H1	1:A:646:U:H3	1.57	0.52
1:A:993:G:O2'	1:A:994:A:N7	2.43	0.52
2:B:299:A:H5''	2:B:300:A:OP2	2.10	0.52
2:B:633:A:O2'	2:B:2404:C:OP1	2.22	0.52

*Continued on next page...*

*Continued from previous page...*

Atom-1	Atom-2	Interatomic distance (Å)	Clash overlap (Å)
2:B:774:A:H5''	5:E:48:ARG:NH2	2.25	0.52
2:B:851:U:H2'	2:B:852:G:C8	2.45	0.52
2:B:2295:C:P	16:P:10:ARG:HD3	2.49	0.52
2:B:2432:A:H5''	2:B:2433:A:OP2	2.09	0.52
2:B:2792:G:H2'	2:B:2793:G:H8	1.75	0.52
5:E:108:PRO:HD2	5:E:111:LEU:HD22	1.91	0.52
13:M:19:VAL:HB	13:M:31:ALA:HB1	1.90	0.52
26:Z:37:PHE:O	26:Z:41:ILE:HG13	2.09	0.52
43:RA:56:LEU:H	43:RA:56:LEU:HD12	1.74	0.52
52:AB:53:ARG:HH12	52:AB:59:SER:C	2.12	0.52
1:EB:811:C:H4'	1:EB:900:A:N6	2.24	0.52
2:FB:302:C:H2'	2:FB:303:U:H6	1.75	0.52
2:FB:821:A:H2'	2:FB:946:G:H5''	1.91	0.52
2:FB:1024:G:HO2'	2:FB:1144:G:HO2'	1.54	0.52
2:FB:1495:A:H2'	2:FB:1496:A:C8	2.44	0.52
2:FB:1805:U:H2'	2:FB:1806:C:C6	2.44	0.52
10:NB:10:GLU:C	10:NB:12:LEU:H	2.08	0.52
24:BC:27:GLU:HA	24:BC:67:VAL:HG12	1.92	0.52
29:GC:34:PRO:HA	29:GC:37:LYS:NZ	2.24	0.52
38:QC:202:LEU:HA	38:QC:205:GLU:OE2	2.10	0.52
41:TC:70:LYS:NZ	41:TC:70:LYS:HB3	2.24	0.52
42:UC:4:ASP:OD2	42:UC:6:ILE:N	2.43	0.52
44:WC:15:THR:HA	44:WC:18:ALA:HB3	1.91	0.52
50:CD:13:HIS:O	50:CD:42:ARG:NH2	2.31	0.52
52:ED:55:ARG:HB3	52:ED:55:ARG:HH11	1.74	0.52
54:GD:11:SER:O	54:GD:11:SER:OG	2.28	0.52
1:A:926:G:H22	34:HA:16:A:P	2.33	0.52
1:A:1018:C:H2'	1:A:1019:C:O4'	2.09	0.52
1:A:1087:G:H2'	1:A:1088:G:C8	2.45	0.52
1:A:1218:C:H2'	1:A:1219:U:C6	2.44	0.52
1:A:1531:A:H3'	1:A:1532:U:C5'	2.39	0.52
2:B:307:G:H21	2:B:330:A:H62	1.56	0.52
2:B:596:G:H2'	2:B:597:U:O4'	2.09	0.52
2:B:861:A:N3	3:C:79:C:O2'	2.39	0.52
2:B:2298:A:H2'	2:B:2299:G:O4'	2.09	0.52
2:B:2865:U:C4	2:B:2866:U:C4	2.96	0.52
5:E:29:PRO:HA	5:E:83:GLU:OE1	2.09	0.52
5:E:175:LEU:HD12	5:E:185:VAL:HG21	1.90	0.52
9:I:111:HIS:H	9:I:111:HIS:CD2	2.27	0.52
22:V:99:CYS:SG	22:V:101:LYS:N	2.83	0.52
39:NA:33:VAL:HG22	39:NA:112:LEU:HD12	1.90	0.52

*Continued on next page...*

*Continued from previous page...*

Atom-1	Atom-2	Interatomic distance (Å)	Clash overlap (Å)
45:TA:79:SER:HA	45:TA:104:GLN:CB	2.39	0.52
1:EB:397:A:H3'	1:EB:397:A:N3	2.25	0.52
1:EB:1261:A:OP1	55:HD:25:LYS:NZ	2.31	0.52
2:FB:747:U:O2	2:FB:2014:A:H1'	2.10	0.52
2:FB:1063:G:N2	2:FB:1088:A:H61	2.08	0.52
2:FB:1991:U:H2'	2:FB:1992:G:H5''	1.92	0.52
2:FB:2531:A:H5'	9:MB:157:TYR:CZ	2.44	0.52
8:LB:105:LYS:NZ	8:LB:143:GLU:OE1	2.30	0.52
16:TB:34:HIS:HB3	16:TB:53:SER:HB3	1.92	0.52
22:ZB:29:GLU:HG2	22:ZB:30:VAL:N	2.24	0.52
36:OC:114:ARG:HH12	36:OC:118:LEU:HD22	1.75	0.52
43:VC:16:ARG:O	43:VC:63:ILE:HG13	2.10	0.52
45:XC:82:VAL:HB	45:XC:108:ILE:HG22	1.91	0.52
1:A:77:C:H2'	1:A:78:G:H5'	1.91	0.52
1:A:105:G:H5'	1:A:106:C:OP2	2.10	0.52
1:A:1034:G:H2'	1:A:1035:A:C8	2.44	0.52
1:A:1236:A:OP2	55:DB:3:LYS:HD3	2.09	0.52
2:B:2661:G:H2'	2:B:2662:A:C8	2.44	0.52
3:C:43:C:H2'	3:C:44:G:H5''	1.92	0.52
20:T:14:PRO:HA	20:T:17:VAL:HG12	1.90	0.52
23:W:106:GLY:HA3	23:W:142:SER:HB2	1.92	0.52
32:FA:56:GLU:HA	32:FA:56:GLU:OE2	2.10	0.52
49:XA:18:PHE:HB2	49:XA:19:PRO:HD2	1.92	0.52
1:EB:54:C:O2'	1:EB:55:A:H5'	2.10	0.52
1:EB:651:C:H2'	1:EB:652:U:C6	2.45	0.52
1:EB:967:5MC:H3'	1:EB:968:A:H5''	1.92	0.52
1:EB:1342:C:H2'	1:EB:1343:G:H8	1.73	0.52
2:FB:34:C:O2'	2:FB:35:G:OP1	2.26	0.52
2:FB:630:G:H5''	32:JC:47:LYS:NZ	2.24	0.52
2:FB:1021:A:H3'	2:FB:1021:A:H8	1.74	0.52
2:FB:2393:A:H5''	13:QB:63:PRO:HB3	1.92	0.52
2:FB:2557:G:H2'	2:FB:2558:C:C6	2.45	0.52
7:KB:150:GLY:HA2	7:KB:172:TRP:CD2	2.45	0.52
27:EC:23:LEU:HD13	27:EC:50:VAL:HG11	1.92	0.52
4:MC:1:C:H41	4:MC:72:A:N6	2.07	0.52
4:MC:16:C:H5'	4:MC:59:A:C2	2.45	0.52
55:HD:12:LYS:HB3	55:HD:17:THR:O	2.10	0.52
1:A:1367:C:H5'	44:SA:60:ARG:CZ	2.40	0.52
2:B:443:A:H1'	2:B:1201:C:O4'	2.09	0.52
2:B:662:G:C2	2:B:663:G:C5	2.98	0.52
2:B:2795:G:N2	2:B:2801:A:OP2	2.42	0.52

*Continued on next page...*

*Continued from previous page...*

Atom-1	Atom-2	Interatomic distance (Å)	Clash overlap (Å)
35:JA:328:ARG:CZ	35:JA:339:MET:HB3	2.40	0.52
50:YA:32:TYR:HE1	50:YA:35:LYS:HB2	1.74	0.52
1:EB:9:G:H5''	39:RC:126:ARG:HD3	1.92	0.52
1:EB:126:G:OP1	1:EB:605:U:O2'	2.27	0.52
1:EB:933:G:OP2	41:TC:3:ARG:HB3	2.10	0.52
2:FB:240:G:O2'	2:FB:257:A:N6	2.36	0.52
2:FB:662:G:C2	2:FB:663:G:C5	2.98	0.52
2:FB:1688:U:O2	2:FB:1700:A:H5'	2.09	0.52
7:KB:78:ILE:HA	7:KB:83:PHE:CE2	2.45	0.52
16:TB:27:SER:HA	16:TB:88:ASP:OD2	2.10	0.52
37:PC:148:GLY:HA2	37:PC:171:GLY:HA3	1.92	0.52
47:ZC:23:TYR:HB3	47:ZC:67:GLU:HG3	1.91	0.52
47:ZC:54:VAL:HA	47:ZC:57:ARG:NH1	2.25	0.52
47:ZC:94:ARG:HB3	47:ZC:96:LEU:HG	1.91	0.52
48:AD:9:LYS:HG2	48:AD:12:ARG:HH21	1.73	0.52
49:BD:56:LEU:O	49:BD:60:VAL:HG23	2.10	0.52
1:A:191(D):U:H2'	1:A:191(E):G:C8	2.40	0.52
1:A:929:G:H1	1:A:1388:C:N4	2.03	0.52
1:A:1049:U:H4'	1:A:1050:G:H5''	1.92	0.52
1:A:1269:A:H5''	55:DB:24:ARG:HH21	1.74	0.52
1:A:1318:A:H1'	53:BB:37:ARG:HE	1.75	0.52
1:A:1531:A:H3'	1:A:1532:U:H5''	1.90	0.52
2:B:1077:A:N6	2:B:1079:C:H1'	2.24	0.52
2:B:1177:A:H3'	2:B:1178:C:C6	2.45	0.52
2:B:2335:A:C8	2:B:2337:G:C5	2.98	0.52
5:E:133:LEU:HB3	5:E:173:VAL:HG21	1.91	0.52
20:T:12:ILE:HB	20:T:42:ARG:HH12	1.75	0.52
32:FA:7:HIS:ND1	32:FA:61:LEU:HD13	2.24	0.52
35:JA:108:GLU:HB3	35:JA:170:GLY:HA2	1.92	0.52
55:DB:18:TYR:CG	55:DB:24:ARG:HD3	2.45	0.52
1:EB:77:C:H2'	1:EB:78:G:H5'	1.91	0.52
1:EB:91:C:H2'	1:EB:92:G:C8	2.45	0.52
1:EB:376:G:OP1	50:CD:5:ARG:HB2	2.08	0.52
1:EB:643:C:H2'	1:EB:644:G:C8	2.44	0.52
1:EB:1028(A):C:C4	1:EB:1028(B):C:H1'	2.43	0.52
2:FB:794:G:H2'	2:FB:795:C:C6	2.45	0.52
2:FB:2597:G:H2'	2:FB:2598:A:C8	2.44	0.52
4:HB:28:C:N4	4:HB:42:G:H1	2.07	0.52
12:PB:87:ILE:HD12	12:PB:91:LEU:HA	1.91	0.52
4:MC:49:G:N2	4:MC:65:C:H42	2.07	0.52
38:QC:28:SER:O	38:QC:30:LYS:N	2.43	0.52

*Continued on next page...*

*Continued from previous page...*

Atom-1	Atom-2	Interatomic distance (Å)	Clash overlap (Å)
1:A:757:U:H2'	1:A:758:G:O4'	2.09	0.52
2:B:126:A:OP2	31:EA:19:ARG:HB2	2.10	0.52
2:B:2341:G:H2'	2:B:2342:C:O4'	2.10	0.52
2:B:2393:A:H5''	13:M:63:PRO:HB3	1.91	0.52
2:B:2799:A:O2'	2:B:2801:A:H5''	2.10	0.52
7:G:192:LEU:HD21	7:G:194:MET:HE3	1.92	0.52
10:J:8:PRO:HD3	10:J:15:VAL:HB	1.90	0.52
28:BA:21:VAL:O	28:BA:23:GLU:N	2.43	0.52
35:JA:218:ASN:HB3	35:JA:221:ASP:OD2	2.09	0.52
1:EB:501:C:H2'	1:EB:502:G:H8	1.75	0.52
1:EB:1134:G:H3'	1:EB:1135:U:O4'	2.10	0.52
2:FB:597:U:H2'	2:FB:598:G:C8	2.44	0.52
2:FB:2262:U:OP2	24:BC:19:LYS:NZ	2.42	0.52
8:LB:124:SER:HB2	8:LB:131:TYR:CE1	2.45	0.52
23:AC:97:GLU:OE2	23:AC:127:LYS:HE2	2.10	0.52
41:TC:149:ARG:HD3	45:XC:59:TYR:CZ	2.44	0.52
1:A:582:U:H2'	1:A:583:A:C8	2.45	0.52
1:A:933:G:OP2	41:PA:3:ARG:HB3	2.10	0.52
1:A:1120:G:H2'	1:A:1121:U:C6	2.44	0.52
1:A:1135:U:H4'	1:A:1138:G:C6	2.45	0.52
1:A:1314:C:H2'	1:A:1315:U:C6	2.45	0.52
1:A:1342:C:H2'	1:A:1343:G:H8	1.75	0.52
1:A:1453:G:O6	54:CB:54:LYS:NZ	2.39	0.52
1:A:1453:G:H4'	1:A:1454:G:OP2	2.08	0.52
2:B:270(J):G:H1	2:B:270(R):C:H42	1.57	0.52
2:B:270(V):C:H2'	2:B:270(W):G:H8	1.75	0.52
2:B:774:A:H2'	2:B:774:A:N3	2.24	0.52
2:B:2387:U:H1'	24:X:41:ARG:HE	1.75	0.52
5:E:6:PHE:CE1	5:E:13:ARG:NH1	2.78	0.52
7:G:179:GLU:OE1	7:G:179:GLU:N	2.34	0.52
12:L:31:LYS:HB2	12:L:31:LYS:HZ3	1.71	0.52
18:R:78:THR:O	18:R:81:HIS:N	2.43	0.52
20:T:12:ILE:HG12	20:T:13:SER:N	2.24	0.52
22:V:29:GLU:HG2	22:V:30:VAL:N	2.25	0.52
26:Z:43:GLN:OE1	26:Z:43:GLN:HA	2.10	0.52
26:Z:63:VAL:O	26:Z:66:GLU:HG2	2.09	0.52
36:KA:139:LYS:HG2	36:KA:140:HIS:HD2	1.75	0.52
36:KA:149:LEU:HD12	36:KA:152:PHE:HB3	1.92	0.52
42:QA:121:ASP:O	42:QA:125:ARG:N	2.43	0.52
46:UA:102:ARG:HB3	46:UA:109:GLY:HA2	1.90	0.52
53:BB:12:ASP:O	53:BB:15:LEU:HB2	2.10	0.52

*Continued on next page...*

*Continued from previous page...*

Atom-1	Atom-2	Interatomic distance (Å)	Clash overlap (Å)
1:EB:54:C:N4	1:EB:353:A:OP2	2.39	0.52
1:EB:155:C:H42	1:EB:166:G:H1	1.56	0.52
1:EB:1242:C:H42	1:EB:1295:G:H22	1.58	0.52
1:EB:1374:A:O3'	41:TC:28:ASN:ND2	2.42	0.52
1:EB:1403:C:N4	34:LC:18:G:OP1	2.43	0.52
2:FB:154(A):C:H2'	2:FB:161:U:C5	2.45	0.52
2:FB:511:U:C5	2:FB:512:G:C5	2.97	0.52
2:FB:1839:G:H2'	2:FB:1839:G:N3	2.25	0.52
2:FB:2341:G:H2'	2:FB:2342:C:O4'	2.10	0.52
2:FB:2400:G:OP2	2:FB:2400:G:H8	1.92	0.52
57:FB:9001:BLS:H2'	4:MC:76:A:N3	2.25	0.52
3:GB:43:C:H2'	3:GB:44:G:H5''	1.92	0.52
3:GB:50:G:OP1	16:TB:61:ASN:ND2	2.41	0.52
16:TB:15:ARG:NH1	16:TB:90:GLY:HA2	2.25	0.52
18:VB:6:THR:HG21	18:VB:10:ARG:NH1	2.25	0.52
28:FC:69:LYS:HE3	53:FD:23:ASN:HD22	1.75	0.52
39:RC:33:VAL:HG22	39:RC:112:LEU:HD12	1.92	0.52
1:A:407:G:H4'	38:MA:116:GLN:HA	1.92	0.51
1:A:1069:C:O2'	1:A:1192:C:O2	2.27	0.51
2:B:879:G:H1	2:B:899:A:H1'	1.75	0.51
2:B:2516:G:C6	2:B:2517:C:N4	2.78	0.51
2:B:2849:U:P	17:Q:95:ARG:NH1	2.83	0.51
23:W:5:LEU:HD11	23:W:43:GLU:HB3	1.91	0.51
24:X:2:ALA:HB3	4:IA:75:C:O2	2.10	0.51
29:CA:51:TYR:HE2	29:CA:56:LYS:HE2	1.75	0.51
45:TA:34:ASP:OD2	45:TA:38:ASN:HB2	2.09	0.51
1:EB:359:U:H2'	1:EB:360:A:C8	2.45	0.51
1:EB:468:A:O2'	50:CD:82:GLN:N	2.44	0.51
1:EB:1120:G:H2'	1:EB:1121:U:C6	2.45	0.51
2:FB:220:G:O2'	2:FB:233:A:N3	2.36	0.51
2:FB:2785:C:OP1	6:JB:41:LYS:NZ	2.44	0.51
7:KB:14:PRO:HD2	7:KB:127:GLU:CD	2.31	0.51
18:VB:36:ARG:HD3	18:VB:40:PHE:CZ	2.46	0.51
20:XB:12:ILE:HB	20:XB:42:ARG:HH12	1.75	0.51
37:PC:88:ARG:HG3	37:PC:99:VAL:HG23	1.91	0.51
1:A:967:5MC:H3'	1:A:968:A:H5''	1.93	0.51
1:A:1207:2MG:HM23	1:A:1208:C:H1'	1.92	0.51
1:A:1287:A:H2'	1:A:1288:A:C8	2.45	0.51
2:B:155:C:H3'	2:B:155:C:OP2	2.09	0.51
2:B:2557:G:H2'	2:B:2558:C:C6	2.46	0.51
2:B:2875:C:O2'	17:Q:4:GLY:HA3	2.11	0.51

*Continued on next page...*



*Continued from previous page...*

Atom-1	Atom-2	Interatomic distance (Å)	Clash overlap (Å)
7:G:150:GLY:HA2	7:G:172:TRP:CD2	2.45	0.51
14:N:134:ARG:HH11	23:W:122:ARG:NE	2.03	0.51
24:X:70:GLN:HG2	24:X:72:ARG:HG3	1.91	0.51
38:MA:138:TYR:CE2	38:MA:140:VAL:HA	2.43	0.51
39:NA:88:LYS:HB3	39:NA:123:LEU:HB2	1.92	0.51
49:XA:8:LYS:HZ3	49:XA:31:LEU:HD11	1.74	0.51
1:EB:1178:G:OP2	43:VC:97:LYS:HE2	2.11	0.51
15:SB:33:ARG:HB2	15:SB:33:ARG:HH11	1.75	0.51
22:ZB:2:ARG:O	22:ZB:4:LYS:N	2.43	0.51
23:AC:72:ARG:HG2	23:AC:89:PHE:HB2	1.92	0.51
24:BC:54:GLY:C	24:BC:56:ASP:H	2.13	0.51
35:NC:186:ARG:HB3	35:NC:312:PHE:HB2	1.92	0.51
36:OC:167:PRO:HG2	36:OC:192:SER:HB2	1.92	0.51
38:QC:125:HIS:ND1	38:QC:152:SER:OG	2.44	0.51
44:WC:49:VAL:HB	48:AD:41:ARG:HB2	1.92	0.51
55:HD:10:ARG:HH22	55:HD:13:ILE:HD13	1.75	0.51
1:A:354:G:N2	1:A:388:G:O2'	2.35	0.51
1:A:620:C:H2'	1:A:621:A:O4'	2.09	0.51
2:B:1291:C:H2'	2:B:1292:U:H6	1.73	0.51
5:E:274:ARG:HG2	5:E:274:ARG:NH1	2.25	0.51
37:LA:148:GLY:HA2	37:LA:171:GLY:HA3	1.91	0.51
38:MA:127:THR:HG23	38:MA:147:ALA:HB3	1.91	0.51
41:PA:69:VAL:O	41:PA:71:PRO:HD3	2.10	0.51
47:VA:61:GLU:OE1	47:VA:62:ASN:ND2	2.43	0.51
2:FB:2094:G:OP1	10:NB:22:LYS:HG3	2.10	0.51
2:FB:2438:U:O2'	2:FB:2440:C:OP1	2.26	0.51
4:MC:27:U:H2'	4:MC:28:C:C6	2.45	0.51
38:QC:8:VAL:HA	38:QC:11:LEU:HD13	1.91	0.51
38:QC:9:CYS:SG	38:QC:21:LEU:O	2.68	0.51
41:TC:70:LYS:HG2	41:TC:96:GLN:HG2	1.93	0.51
41:TC:79:ARG:HD3	41:TC:80:VAL:N	2.26	0.51
50:CD:32:TYR:HE1	50:CD:35:LYS:HB2	1.76	0.51
1:A:636:U:H2'	1:A:637:G:C8	2.46	0.51
1:A:1028(A):C:C4	1:A:1028(B):C:H1'	2.45	0.51
2:B:1271:G:N2	2:B:1617:C:O4'	2.44	0.51
2:B:2210:G:H3'	2:B:2211:G:H8	1.75	0.51
5:E:143:HIS:ND1	5:E:194:GLY:O	2.41	0.51
9:I:9:ILE:HB	9:I:50:VAL:HG23	1.91	0.51
10:J:118:LYS:NZ	10:J:121:LYS:HE3	2.24	0.51
23:W:72:ARG:HG2	23:W:89:PHE:HB2	1.92	0.51
38:MA:57:ARG:HB3	38:MA:206:PHE:HB2	1.93	0.51

*Continued on next page...*



*Continued from previous page...*

Atom-1	Atom-2	Interatomic distance (Å)	Clash overlap (Å)
1:EB:949:A:H1'	1:EB:1364:U:N3	2.25	0.51
1:EB:1135:U:H4'	1:EB:1138:G:C6	2.45	0.51
1:EB:1288:A:H4'	55:HD:13:ILE:HD11	1.92	0.51
2:FB:250:G:OP2	13:QB:60:MET:HE1	2.10	0.51
2:FB:1796:U:H4'	5:IB:256:GLY:H	1.75	0.51
2:FB:2718:G:O2'	2:FB:2847:U:OP1	2.26	0.51
10:NB:78:THR:O	10:NB:80:PRO:HD3	2.11	0.51
14:RB:60:ARG:HH11	14:RB:60:ARG:HG3	1.76	0.51
32:JC:7:HIS:ND1	32:JC:61:LEU:HD13	2.26	0.51
36:OC:92:TYR:CE2	36:OC:151:GLY:HA3	2.45	0.51
39:RC:72:GLN:N	39:RC:75:THR:O	2.43	0.51
49:BD:76:GLU:OE2	49:BD:76:GLU:HA	2.11	0.51
2:B:440:G:H2'	2:B:441:U:C6	2.45	0.51
2:B:1021:A:H8	2:B:1021:A:H3'	1.75	0.51
2:B:1790:C:H5''	2:B:1791:A:OP1	2.10	0.51
2:B:2819:G:C6	2:B:2821:A:C2	2.99	0.51
22:V:88:LYS:HB3	22:V:96:ILE:HG23	1.92	0.51
25:Y:88:LYS:HE2	25:Y:92:LYS:NZ	2.25	0.51
35:JA:214:LEU:HD12	35:JA:215:PRO:HD2	1.91	0.51
38:MA:21:LEU:O	38:MA:26:CYS:SG	2.68	0.51
40:OA:15:ASP:O	40:OA:19:LEU:N	2.33	0.51
41:PA:149:ARG:HD3	45:TA:59:TYR:CZ	2.45	0.51
1:EB:332:G:OP2	54:GD:10:LEU:HD23	2.10	0.51
1:EB:1037:C:H2'	1:EB:1038:C:O4'	2.10	0.51
1:EB:1207:2MG:HM23	1:EB:1208:C:H1'	1.93	0.51
1:EB:1453:G:H4'	1:EB:1454:G:OP2	2.09	0.51
8:LB:170:ARG:NH1	8:LB:180:PHE:CD2	2.79	0.51
9:MB:111:HIS:H	9:MB:111:HIS:CD2	2.28	0.51
17:UB:74:ARG:NH1	17:UB:76:PHE:HE1	1.99	0.51
25:CC:20:ARG:HB3	25:CC:34:THR:HA	1.93	0.51
36:OC:115:LEU:HB2	36:OC:145:LEU:HD22	1.93	0.51
36:OC:155:LEU:HD23	36:OC:159:PRO:HD3	1.92	0.51
42:UC:25:ASP:OD2	42:UC:60:ARG:HG2	2.11	0.51
50:CD:42:ARG:HB3	50:CD:44:THR:HG23	1.92	0.51
1:A:868:C:H2'	1:A:869:G:O4'	2.11	0.51
2:B:2012:G:OP1	20:T:11:ARG:NH2	2.21	0.51
4:D:63:G:H2'	4:D:64:G:C8	2.45	0.51
6:F:47:VAL:O	6:F:49:LEU:HD23	2.10	0.51
17:Q:16:ARG:HD3	17:Q:19:LEU:HD11	1.91	0.51
25:Y:91:LYS:O	25:Y:95:LEU:HD22	2.11	0.51
37:LA:88:ARG:HG3	37:LA:99:VAL:HG23	1.92	0.51

*Continued on next page...*

*Continued from previous page...*

Atom-1	Atom-2	Interatomic distance (Å)	Clash overlap (Å)
38:MA:3:ARG:NH1	38:MA:4:TYR:HB3	2.26	0.51
41:PA:143:ARG:O	41:PA:147:ALA:N	2.36	0.51
44:SA:33:GLN:HB3	44:SA:76:ASN:HB3	1.92	0.51
50:YA:13:HIS:O	50:YA:42:ARG:NH2	2.29	0.51
1:EB:892:A:O2'	1:EB:1415:G:H4'	2.10	0.51
1:EB:1062:U:H2'	1:EB:1063:C:C6	2.46	0.51
2:FB:455:C:H3'	2:FB:456:C:H5''	1.91	0.51
2:FB:1412:A:N6	2:FB:1590:U:H3	2.06	0.51
2:FB:2148:G:H2'	2:FB:2149:G:H8	1.74	0.51
10:NB:118:LYS:NZ	10:NB:121:LYS:HE3	2.25	0.51
11:OB:12:ARG:HD3	11:OB:14:VAL:HG23	1.93	0.51
4:MC:18:G:N2	4:MC:57:A:H62	2.03	0.51
36:OC:44:LEU:H	36:OC:44:LEU:HD12	1.76	0.51
1:A:224:C:H2'	1:A:225:C:C6	2.46	0.51
1:A:438:G:OP1	38:MA:125:HIS:HE1	1.93	0.51
1:A:1109:C:H2'	1:A:1110:A:O4'	2.10	0.51
1:A:1378:C:OP1	41:PA:7:ALA:N	2.31	0.51
2:B:557:U:H2'	2:B:558:G:H8	1.75	0.51
2:B:748:G:C6	20:T:90:ARG:NH1	2.77	0.51
2:B:2649:U:H2'	2:B:2650:U:H6	1.76	0.51
2:B:2854:G:H2'	2:B:2855:C:C6	2.45	0.51
5:E:275:LYS:HG2	5:E:276:LYS:H	1.75	0.51
7:G:169:ASN:O	7:G:169:ASN:ND2	2.27	0.51
12:L:114:ILE:O	12:L:118:ALA:N	2.44	0.51
18:R:90:VAL:HG11	18:R:95:LEU:HD13	1.92	0.51
4:IA:18:G:H1'	4:IA:58:A:C2	2.46	0.51
40:OA:33:TYR:CE1	40:OA:74:ASP:HB3	2.44	0.51
51:ZA:57:VAL:HG12	51:ZA:76:LEU:HA	1.92	0.51
1:EB:261:U:H5''	1:EB:262:A:OP2	2.11	0.51
1:EB:700:G:H4'	1:EB:704:A:H1'	1.92	0.51
1:EB:828:A:OP1	1:EB:828:A:H4'	2.11	0.51
1:EB:1003:G:O2'	1:EB:1039:C:N3	2.42	0.51
1:EB:1330:U:O4	1:EB:1331:G:N1	2.43	0.51
2:FB:596:G:H2'	2:FB:597:U:O4'	2.11	0.51
2:FB:646:A:H2'	2:FB:647:G:O4'	2.10	0.51
2:FB:1446:C:H2'	2:FB:1447:G:H8	1.76	0.51
2:FB:1964:G:O2'	2:FB:1967:C:OP2	2.21	0.51
3:GB:44:G:OP1	28:FC:1:MET:N	2.39	0.51
8:LB:37:VAL:HG22	8:LB:159:VAL:HG12	1.92	0.51
20:XB:31:GLU:O	20:XB:35:ILE:HG13	2.11	0.51
24:BC:54:GLY:O	24:BC:56:ASP:N	2.37	0.51

*Continued on next page...*

*Continued from previous page...*

Atom-1	Atom-2	Interatomic distance (Å)	Clash overlap (Å)
38:QC:138:TYR:CE2	38:QC:140:VAL:HA	2.46	0.51
38:QC:141:ARG:HB3	38:QC:141:ARG:NH1	2.25	0.51
44:WC:33:GLN:HB3	44:WC:76:ASN:HB3	1.92	0.51
1:A:599:C:H2'	1:A:600:C:C6	2.45	0.51
1:A:1453:G:H1'	54:CB:39:LYS:NZ	2.26	0.51
2:B:280:C:N3	2:B:361:G:N2	2.59	0.51
2:B:288:C:H2'	2:B:289:A:C8	2.45	0.51
2:B:940:G:H2'	2:B:941:A:O4'	2.10	0.51
2:B:1539:G:H2'	2:B:1540:G:C8	2.46	0.51
4:D:48:C:C6	4:D:59:A:H5'	2.46	0.51
9:I:3:ARG:CZ	9:I:4:ILE:H	2.24	0.51
52:AB:59:SER:HB3	52:AB:62:GLU:HB2	1.92	0.51
1:EB:599:C:H4'	42:UC:130:GLY:HA3	1.92	0.51
1:EB:948:C:H42	1:EB:1233:G:H1	1.59	0.51
2:FB:270(N):U:H4'	2:FB:270(O):G:H5'	1.93	0.51
2:FB:1984:G:C6	2:FB:1985:G:N7	2.79	0.51
6:JB:67:PHE:CD2	6:JB:74:PRO:HA	2.46	0.51
8:LB:8:LYS:NZ	8:LB:9:ARG:HG3	2.26	0.51
10:NB:4:ILE:HG23	10:NB:18:VAL:HB	1.93	0.51
10:NB:69:LYS:HG3	10:NB:138:ILE:HG23	1.93	0.51
17:UB:62:THR:HG23	17:UB:75:ILE:HG12	1.93	0.51
20:XB:11:ARG:NH1	20:XB:99:ARG:O	2.43	0.51
1:A:375:U:H3	1:A:389:A:H61	1.58	0.51
1:A:558:G:C8	1:A:559:A:H2'	2.45	0.51
1:A:1034:G:H2'	1:A:1035:A:H8	1.76	0.51
1:A:1190:G:H3'	37:LA:3:ASN:HD22	1.76	0.51
8:H:170:ARG:NH1	8:H:180:PHE:CD2	2.79	0.51
29:CA:51:TYR:CE2	29:CA:56:LYS:HE2	2.46	0.51
31:EA:29:LYS:HB3	31:EA:29:LYS:HZ3	1.76	0.51
38:MA:28:SER:O	38:MA:30:LYS:N	2.43	0.51
40:OA:46:ARG:HB2	40:OA:60:PHE:CE1	2.46	0.51
45:TA:73:MET:HG3	45:TA:103:LEU:HD21	1.92	0.51
47:VA:48:LEU:HD23	47:VA:53:VAL:HG22	1.93	0.51
1:EB:230:G:H2'	1:EB:231:G:O4'	2.10	0.51
1:EB:969:A:OP1	44:WC:55:LYS:NZ	2.41	0.51
1:EB:1002:G:H2'	1:EB:1003:G:O4'	2.10	0.51
2:FB:568:U:OP1	13:QB:36:LYS:NZ	2.44	0.51
2:FB:1021:A:H62	2:FB:1141:U:H3	1.58	0.51
2:FB:2006:C:O2'	2:FB:2823:A:N3	2.43	0.51
5:IB:218:ARG:HH11	5:IB:218:ARG:CG	2.21	0.51
12:PB:114:ILE:O	12:PB:118:ALA:N	2.44	0.51

*Continued on next page...*

*Continued from previous page...*

Atom-1	Atom-2	Interatomic distance (Å)	Clash overlap (Å)
13:QB:31:ALA:O	13:QB:33:ARG:N	2.44	0.51
36:OC:29:ALA:HA	36:OC:32:ILE:HB	1.93	0.51
36:OC:68:ILE:O	36:OC:90:MET:HB3	2.10	0.51
38:QC:119:GLN:O	38:QC:123:HIS:ND1	2.29	0.51
39:RC:79:GLU:HB3	39:RC:92:LYS:HA	1.93	0.51
41:TC:120:ILE:HG22	41:TC:124:LEU:HD12	1.93	0.51
42:UC:38:ILE:O	42:UC:42:GLU:HB2	2.11	0.51
49:BD:48:LYS:O	49:BD:50:HIS:N	2.44	0.51
1:A:501:C:H2'	1:A:502:G:C8	2.45	0.51
1:A:501:C:H2'	1:A:502:G:H8	1.76	0.51
2:B:140:A:H8	2:B:1408:C:O2'	1.92	0.51
2:B:500:G:N2	2:B:502:A:H3'	2.26	0.51
2:B:2159:G:H2'	2:B:2160:G:C8	2.46	0.51
6:F:134:ILE:O	6:F:136:ARG:N	2.44	0.51
9:I:3:ARG:HG2	9:I:6:ARG:HB3	1.93	0.51
9:I:40:GLU:HB2	9:I:60:ARG:HH22	1.76	0.51
36:KA:95:GLN:HB2	36:KA:148:TYR:HA	1.92	0.51
40:OA:22:GLU:O	40:OA:25:ILE:HG12	2.11	0.51
40:OA:69:GLU:O	40:OA:72:VAL:HG12	2.11	0.51
41:PA:57:GLU:OE2	41:PA:59:LEU:HD23	2.11	0.51
45:TA:16:SER:OG	45:TA:106:LYS:NZ	2.44	0.51
1:EB:959:A:H1'	1:EB:985:C:H4'	1.91	0.51
1:EB:1109:C:H2'	1:EB:1110:A:O4'	2.11	0.51
2:FB:955:C:OP1	14:RB:87:LYS:NZ	2.41	0.51
2:FB:1523:U:H2'	2:FB:1524:G:C8	2.46	0.51
2:FB:2133:G:H1'	2:FB:2158:A:N6	2.26	0.51
2:FB:2314:C:H5''	8:LB:36:LYS:NZ	2.25	0.51
2:FB:2660:A:N7	9:MB:175:LYS:NZ	2.55	0.51
2:FB:2865:U:C4	2:FB:2866:U:C4	2.98	0.51
36:OC:160:ASP:HA	36:OC:182:ILE:HD12	1.92	0.51
39:RC:52:PRO:HA	39:RC:55:VAL:HB	1.93	0.51
49:BD:33:THR:HG23	49:BD:63:ARG:HH11	1.77	0.51
2:B:268:C:N3	2:B:424:G:N2	2.50	0.50
2:B:268:C:N4	2:B:424:G:H1	2.10	0.50
2:B:630:G:H5''	32:FA:47:LYS:HZ1	1.76	0.50
2:B:1386:C:H2'	2:B:1387:C:C6	2.46	0.50
2:B:1786:A:H1'	2:B:1938:A:N6	2.26	0.50
2:B:1991:U:H2'	2:B:1992:G:H5''	1.93	0.50
15:O:33:ARG:HH11	15:O:33:ARG:HB2	1.77	0.50
18:R:17:ILE:HG13	18:R:32:PHE:HE1	1.76	0.50
19:S:8:GLY:O	19:S:10:LYS:N	2.39	0.50

*Continued on next page...*

*Continued from previous page...*

Atom-1	Atom-2	Interatomic distance (Å)	Clash overlap (Å)
22:V:14:LEU:HD22	22:V:82:PRO:HB3	1.91	0.50
38:MA:18:LYS:HG3	38:MA:20:TYR:N	2.26	0.50
38:MA:18:LYS:HD3	38:MA:31:CYS:SG	2.52	0.50
45:TA:12:ARG:HH11	45:TA:12:ARG:CB	2.23	0.50
52:AB:34:TYR:HA	52:AB:40:LEU:HD11	1.93	0.50
1:EB:636:U:H2'	1:EB:637:G:C8	2.47	0.50
1:EB:757:U:H2'	1:EB:758:G:O4'	2.11	0.50
1:EB:825:G:H1	1:EB:875:C:H42	1.58	0.50
1:EB:1163:C:H42	1:EB:1173:G:H1	1.59	0.50
2:FB:523:C:H4'	2:FB:541:C:O2	2.11	0.50
2:FB:557:U:H2'	2:FB:558:G:H8	1.76	0.50
3:GB:78:A:C2	3:GB:99:A:C4	2.98	0.50
6:JB:92:THR:HG23	6:JB:95:ILE:HG23	1.91	0.50
7:KB:95:ARG:NH1	7:KB:97:TYR:OH	2.44	0.50
8:LB:150:ASP:OD2	8:LB:150:ASP:N	2.45	0.50
9:MB:3:ARG:HG2	9:MB:6:ARG:HB3	1.92	0.50
30:HC:9:LEU:HD13	30:HC:25:LYS:HD3	1.92	0.50
41:TC:146:GLU:O	41:TC:148:ASN:N	2.37	0.50
53:FD:3:ARG:NH2	53:FD:8:GLY:O	2.40	0.50
1:A:468:A:OP1	50:YA:75:ARG:NH2	2.36	0.50
1:A:749:C:O2'	1:A:750:G:H5'	2.12	0.50
2:B:11:G:H8	2:B:11:G:O5'	1.94	0.50
2:B:302:C:H2'	2:B:303:U:C6	2.46	0.50
2:B:861:A:H2'	2:B:862:G:O4'	2.11	0.50
2:B:1051:G:C2	2:B:1052:C:H1'	2.46	0.50
2:B:1465:G:H2'	2:B:1466:G:O4'	2.11	0.50
2:B:2314:C:H5''	8:H:36:LYS:NZ	2.27	0.50
2:B:2531:A:H5'	9:I:157:TYR:CZ	2.46	0.50
2:B:2795:G:HO2'	2:B:2799:A:N6	2.07	0.50
17:Q:9:LEU:O	17:Q:12:SER:OG	2.27	0.50
35:JA:321:ARG:NH1	35:JA:344:ILE:HD13	2.26	0.50
36:KA:68:ILE:O	36:KA:90:MET:HB3	2.10	0.50
36:KA:92:TYR:CE2	36:KA:151:GLY:HA3	2.47	0.50
40:OA:50:TYR:OH	52:AB:75:ILE:O	2.28	0.50
41:PA:50:ILE:HD12	41:PA:58:PRO:HB3	1.93	0.50
44:SA:23:ILE:HD12	44:SA:26:ALA:HB3	1.93	0.50
1:EB:589:C:H42	1:EB:650:G:H1	1.59	0.50
2:FB:184:C:H2'	2:FB:185:U:C6	2.46	0.50
2:FB:847:U:OP2	2:FB:929:G:O6	2.29	0.50
2:FB:1063:G:H22	2:FB:1088:A:H61	1.58	0.50
2:FB:2649:U:H2'	2:FB:2650:U:H6	1.76	0.50

*Continued on next page...*

*Continued from previous page...*

Atom-1	Atom-2	Interatomic distance (Å)	Clash overlap (Å)
4:HB:63:G:H2'	4:HB:64:G:C8	2.46	0.50
5:IB:63:ARG:HG3	5:IB:63:ARG:NH1	2.05	0.50
28:FC:57:GLU:OE2	28:FC:58:ARG:HG2	2.10	0.50
41:TC:69:VAL:O	41:TC:71:PRO:HD3	2.10	0.50
45:XC:67:ASP:OD2	45:XC:71:LYS:HE3	2.10	0.50
46:YC:102:ARG:HB3	46:YC:109:GLY:HA2	1.93	0.50
48:AD:9:LYS:HB3	48:AD:9:LYS:HZ3	1.73	0.50
53:FD:30:LEU:HD13	53:FD:48:THR:HG22	1.92	0.50
1:A:323:U:O3'	54:CB:22:ARG:HD3	2.12	0.50
1:A:709:G:H2'	1:A:710:G:H8	1.76	0.50
2:B:664:C:H2'	2:B:665:C:H6	1.75	0.50
2:B:665:C:H2'	2:B:666:G:H8	1.74	0.50
2:B:875:G:H4'	23:W:170:THR:HG21	1.93	0.50
2:B:1067:A:H5'	2:B:1095:A:H61	1.76	0.50
2:B:1637:A:H4'	2:B:2711:A:O2'	2.12	0.50
2:B:2143:C:H1'	2:B:2149:G:N2	2.26	0.50
2:B:2531:A:C6	2:B:2532:G:C5	3.00	0.50
2:B:2660:A:H2'	2:B:2661:G:O4'	2.11	0.50
8:H:124:SER:HB2	8:H:131:TYR:CE1	2.45	0.50
9:I:45:VAL:HG13	9:I:50:VAL:HG12	1.93	0.50
12:L:36:GLY:HA3	12:L:109:LYS:HE3	1.93	0.50
16:P:56:LEU:HB3	16:P:58:LEU:HG	1.93	0.50
17:Q:74:ARG:NH1	17:Q:76:PHE:HE1	1.99	0.50
30:DA:17:LYS:NZ	30:DA:50:ARG:NH2	2.60	0.50
43:RA:46:ALA:HB2	43:RA:74:ILE:HG23	1.93	0.50
1:EB:1006:C:N3	1:EB:1007:C:N4	2.60	0.50
1:EB:1018:C:H2'	1:EB:1019:C:O4'	2.11	0.50
2:FB:663:G:C6	2:FB:664:C:C4	3.00	0.50
2:FB:1357:U:H2'	2:FB:1358:G:O4'	2.11	0.50
2:FB:1585:C:H4'	2:FB:1586:A:OP2	2.12	0.50
2:FB:1787:A:H2'	2:FB:1787:A:N3	2.26	0.50
4:HB:70:G:H2'	4:HB:71:C:C6	2.45	0.50
17:UB:91:ARG:HH12	17:UB:120:ARG:HH12	1.58	0.50
24:BC:31:VAL:HG11	24:BC:67:VAL:HG23	1.93	0.50
25:CC:19:GLN:OE1	25:CC:19:GLN:HA	2.05	0.50
4:MC:18:G:H1'	4:MC:58:A:C2	2.46	0.50
39:RC:78:HIS:ND1	42:UC:104:ARG:HD2	2.26	0.50
40:SC:100:ASN:N	52:ED:23:LYS:HZ1	2.09	0.50
51:DD:56:VAL:HB	51:DD:78:GLU:HB2	1.92	0.50
53:FD:15:LEU:O	53:FD:17:GLU:N	2.44	0.50
53:FD:41:VAL:HG22	53:FD:42:PRO:HD2	1.92	0.50

*Continued on next page...*

*Continued from previous page...*

Atom-1	Atom-2	Interatomic distance (Å)	Clash overlap (Å)
54:GD:46:GLU:HB3	54:GD:48:LYS:HZ2	1.77	0.50
1:A:1003:G:O2'	1:A:1039:C:N3	2.42	0.50
1:A:1005:A:N7	1:A:1006:C:O2'	2.42	0.50
1:A:1125:U:C5	44:SA:38:ILE:HG21	2.47	0.50
2:B:244:A:C2	2:B:255:A:C4	3.00	0.50
2:B:523:C:H4'	2:B:541:C:O2	2.11	0.50
2:B:1823:G:OP1	5:E:54:ARG:NH1	2.44	0.50
2:B:2133:G:H1'	2:B:2158:A:N6	2.26	0.50
8:H:37:VAL:HG22	8:H:159:VAL:HG12	1.94	0.50
11:K:17:ASP:OD1	11:K:18:ALA:N	2.37	0.50
22:V:9:LYS:HD2	22:V:29:GLU:HB2	1.94	0.50
38:MA:8:VAL:HA	38:MA:11:LEU:HD13	1.93	0.50
46:UA:53:ARG:NH1	46:UA:92:OTD:OD1	2.45	0.50
1:EB:114:U:H2'	1:EB:115:G:C8	2.46	0.50
2:FB:195:A:H61	2:FB:198:C:H3'	1.75	0.50
2:FB:1323:U:OP1	20:XB:98:LYS:NZ	2.43	0.50
2:FB:1786:A:H1'	2:FB:1938:A:N6	2.27	0.50
2:FB:2109:U:H1'	2:FB:2181:G:H22	1.76	0.50
7:KB:40:GLN:OE1	7:KB:182:ASN:HB2	2.11	0.50
7:KB:179:GLU:OE1	7:KB:179:GLU:N	2.33	0.50
16:TB:11:LYS:HG2	16:TB:91:PRO:HD3	1.93	0.50
16:TB:56:LEU:HB3	16:TB:58:LEU:HG	1.93	0.50
22:ZB:101:LYS:H	22:ZB:101:LYS:HD2	1.75	0.50
29:GC:45:VAL:HG22	29:GC:52:TYR:HB2	1.93	0.50
35:NC:114:GLU:HB3	35:NC:204:ALA:O	2.11	0.50
36:OC:210:SER:O	36:OC:214:ILE:HG22	2.11	0.50
38:QC:18:LYS:HG3	38:QC:20:TYR:H	1.76	0.50
54:GD:34:LYS:O	54:GD:36:LEU:N	2.39	0.50
1:A:589:C:H42	1:A:650:G:H1	1.60	0.50
1:A:940:C:H2'	1:A:941:G:H8	1.77	0.50
1:A:1163:C:H42	1:A:1173:G:H1	1.60	0.50
2:B:265:A:H1'	2:B:266:G:O4'	2.12	0.50
2:B:312:G:H4'	2:B:331:A:C2	2.46	0.50
2:B:994:C:O2	19:S:10:LYS:HE3	2.11	0.50
2:B:1072:C:N4	2:B:1092:C:H41	2.09	0.50
2:B:2364:C:H2'	2:B:2365:G:O4'	2.12	0.50
2:B:2376:A:N3	16:P:106:ARG:NH2	2.56	0.50
6:F:67:PHE:CD2	6:F:74:PRO:HA	2.46	0.50
25:Y:86:SER:HB3	25:Y:89:GLU:CG	2.42	0.50
34:HA:19:U:N3	35:JA:120:GLY:O	2.40	0.50
4:IA:58:A:N6	4:IA:61:C:O2	2.45	0.50

*Continued on next page...*



*Continued from previous page...*

Atom-1	Atom-2	Interatomic distance (Å)	Clash overlap (Å)
51:ZA:10:VAL:HG13	51:ZA:19:VAL:HG13	1.92	0.50
1:EB:957:U:H2'	1:EB:959:A:OP2	2.12	0.50
1:EB:1120:G:H2'	1:EB:1121:U:H6	1.75	0.50
1:EB:1516:G:N1	1:EB:1519:MA6:OP2	2.44	0.50
2:FB:586:A:N1	2:FB:809:G:O2'	2.39	0.50
2:FB:2143:C:H1'	2:FB:2149:G:N2	2.26	0.50
2:FB:2751:G:OP2	9:MB:2:SER:HB3	2.11	0.50
2:FB:2854:G:H2'	2:FB:2855:C:C6	2.46	0.50
7:KB:160:ASN:ND2	7:KB:163:VAL:HG23	2.27	0.50
15:SB:57:ARG:HD2	15:SB:59:ASP:OD1	2.11	0.50
17:UB:48:ILE:H	17:UB:48:ILE:HD12	1.76	0.50
24:BC:49:LYS:HG3	24:BC:80:HIS:ND1	2.26	0.50
50:CD:3:LYS:HG3	50:CD:24:ALA:HB2	1.94	0.50
1:A:177:C:H2'	1:A:178:C:H6	1.77	0.50
1:A:230:G:H2'	1:A:231:G:O4'	2.11	0.50
1:A:584:G:H2'	1:A:585:G:C8	2.46	0.50
1:A:825:G:H1	1:A:875:C:H42	1.59	0.50
1:A:1000:A:H62	1:A:1003:G:H21	1.60	0.50
2:B:72:U:N3	26:Z:62:THR:HG23	2.27	0.50
2:B:195:A:H61	2:B:198:C:H3'	1.76	0.50
2:B:503:A:H4'	2:B:504:U:H5''	1.93	0.50
2:B:1345:C:OP2	2:B:1346:G:OP2	2.28	0.50
2:B:2168:G:O2'	2:B:2170:A:N7	2.45	0.50
7:G:182:ASN:O	7:G:186:ILE:HG13	2.11	0.50
20:T:17:VAL:HG13	20:T:76:VAL:HG21	1.92	0.50
25:Y:20:ARG:HB2	25:Y:33:LYS:O	2.10	0.50
26:Z:35:LEU:HD12	26:Z:53:LEU:HD12	1.92	0.50
36:KA:115:LEU:HB2	36:KA:145:LEU:HD22	1.94	0.50
36:KA:178:ARG:HB3	42:QA:72:PRO:HA	1.94	0.50
37:LA:114:PRO:O	37:LA:118:GLN:NE2	2.34	0.50
41:PA:69:VAL:HG13	41:PA:135:VAL:HA	1.93	0.50
45:TA:62:GLN:O	45:TA:66:LEU:HG	2.11	0.50
47:VA:15:VAL:HB	47:VA:41:PRO:HA	1.94	0.50
49:XA:4:THR:OG1	49:XA:6:GLU:HG2	2.12	0.50
49:XA:88:ARG:NH2	49:XA:88:ARG:HB3	2.26	0.50
2:FB:1177:A:H3'	2:FB:1178:C:C6	2.47	0.50
2:FB:1971:A:N3	5:IB:241:PRO:HD3	2.26	0.50
2:FB:2091:U:H1'	25:CC:47:GLN:HG3	1.94	0.50
2:FB:2262:U:P	24:BC:19:LYS:HZ3	2.35	0.50
4:HB:13:C:H1'	4:HB:23:C:H42	1.77	0.50
18:VB:28:ARG:NH1	18:VB:38:THR:OG1	2.40	0.50

*Continued on next page...*



*Continued from previous page...*

Atom-1	Atom-2	Interatomic distance (Å)	Clash overlap (Å)
20:XB:29:LEU:HG	20:XB:33:ARG:HE	1.77	0.50
4:MC:62:C:H2'	4:MC:63:G:H8	1.73	0.50
44:WC:26:ALA:HA	44:WC:29:ARG:CZ	2.42	0.50
47:ZC:9:ILE:HG22	47:ZC:22:ILE:HD11	1.94	0.50
47:ZC:39:ILE:HG13	47:ZC:56:LEU:HD13	1.94	0.50
55:HD:18:TYR:CG	55:HD:24:ARG:HD3	2.45	0.50
1:A:948:C:H42	1:A:1233:G:H1	1.59	0.50
2:B:574:C:C4	2:B:2033:A:H5''	2.47	0.50
16:P:11:LYS:HG2	16:P:91:PRO:HD3	1.93	0.50
22:V:101:LYS:HD2	22:V:101:LYS:N	2.27	0.50
54:CB:11:SER:O	54:CB:11:SER:OG	2.28	0.50
1:EB:1218:C:H2'	1:EB:1219:U:C6	2.47	0.50
1:EB:1227:A:OP1	53:FD:80:TYR:OH	2.25	0.50
2:FB:2099:U:H2'	2:FB:2100:G:C8	2.47	0.50
2:FB:2693:A:H2'	2:FB:2694:G:C8	2.46	0.50
6:JB:59:VAL:HG21	6:JB:74:PRO:HB3	1.94	0.50
18:VB:90:VAL:HG11	18:VB:95:LEU:HD13	1.94	0.50
22:ZB:98:VAL:HB	22:ZB:103:GLY:O	2.11	0.50
36:OC:149:LEU:HD12	36:OC:152:PHE:HB3	1.94	0.50
38:QC:63:LYS:O	38:QC:67:ILE:HG13	2.12	0.50
1:A:114:U:H2'	1:A:115:G:C8	2.46	0.50
2:B:27:G:N2	2:B:512:G:H1'	2.27	0.50
2:B:67:U:H2'	2:B:68:G:H8	1.75	0.50
2:B:240:G:O2'	2:B:257:A:N6	2.39	0.50
2:B:557:U:H2'	2:B:558:G:C8	2.47	0.50
2:B:630:G:H5''	32:FA:47:LYS:NZ	2.26	0.50
2:B:663:G:C6	2:B:664:C:C4	3.00	0.50
2:B:1317:A:H5''	2:B:1318:C:OP2	2.11	0.50
2:B:1523:U:H2'	2:B:1524:G:C8	2.46	0.50
8:H:132:ASN:N	8:H:132:ASN:OD1	2.45	0.50
10:J:122:GLU:O	10:J:126:TYR:OH	2.28	0.50
20:T:9:TYR:H	20:T:102:HIS:CD2	2.30	0.50
4:IA:49:G:N2	4:IA:65:C:H42	2.08	0.50
35:JA:119:THR:OG1	35:JA:302:ASP:HB2	2.12	0.50
35:JA:204:ALA:HB2	35:JA:298:LEU:HD12	1.94	0.50
42:QA:38:ILE:O	42:QA:42:GLU:HB2	2.11	0.50
1:EB:685:G:N1	1:EB:704:A:OP2	2.37	0.50
1:EB:1437:C:H2'	1:EB:1438:G:H8	1.77	0.50
2:FB:692:C:OP1	5:IB:56:GLY:N	2.45	0.50
8:LB:76:SER:OG	8:LB:84:LYS:HG3	2.11	0.50
17:UB:105:LEU:HD22	17:UB:106:SER:H	1.77	0.50

*Continued on next page...*

*Continued from previous page...*

Atom-1	Atom-2	Interatomic distance (Å)	Clash overlap (Å)
19:WB:43:GLU:CD	19:WB:43:GLU:H	2.14	0.50
20:XB:17:VAL:HG13	20:XB:76:VAL:HG21	1.94	0.50
26:DC:20:GLU:HA	26:DC:23:LYS:HE2	1.93	0.50
35:NC:145:ARG:HB3	35:NC:167:SER:HB2	1.94	0.50
38:QC:129:ASN:N	38:QC:145:GLU:O	2.40	0.50
1:A:332:G:OP2	54:CB:10:LEU:HD23	2.11	0.50
2:B:619:G:H5'	2:B:620:G:OP2	2.11	0.50
2:B:670:A:H5'	13:M:43:GLY:HA2	1.94	0.50
2:B:1065:U:O2'	2:B:1069:A:N6	2.45	0.50
2:B:1406:U:H2'	2:B:1407:C:H6	1.76	0.50
2:B:1464:C:H1'	2:B:1529:A:H1'	1.93	0.50
2:B:2751:G:OP2	9:I:2:SER:HB3	2.11	0.50
10:J:84:GLY:N	10:J:88:ILE:HG23	2.26	0.50
16:P:15:ARG:NE	16:P:25:ARG:HH21	2.10	0.50
31:EA:19:ARG:NH1	31:EA:19:ARG:CG	2.63	0.50
33:GA:24:TYR:H	33:GA:24:TYR:HD2	1.59	0.50
37:LA:22:TRP:HZ3	37:LA:24:ALA:HB2	1.76	0.50
37:LA:108:ASN:HB3	37:LA:111:LEU:HD12	1.94	0.50
45:TA:108:ILE:HD12	52:AB:87:ARG:HH11	1.77	0.50
49:XA:48:LYS:O	49:XA:50:HIS:N	2.44	0.50
52:AB:65:ILE:O	52:AB:69:THR:HG23	2.12	0.50
53:BB:41:VAL:HG22	53:BB:42:PRO:HD2	1.94	0.50
1:EB:299:G:H2'	1:EB:300:A:C8	2.47	0.50
1:EB:1465:C:H2'	1:EB:1466:C:O4'	2.12	0.50
2:FB:336:C:O2'	22:ZB:35:TYR:OH	2.30	0.50
2:FB:547:A:C5	2:FB:548:A:C6	3.00	0.50
2:FB:797:C:OP2	7:KB:62:ARG:HG3	2.12	0.50
2:FB:907:U:O2'	14:RB:101:ARG:NH2	2.44	0.50
2:FB:979:G:H2'	2:FB:982:C:N4	2.27	0.50
2:FB:1048:A:N1	2:FB:1112:G:O2'	2.32	0.50
2:FB:1465:G:H2'	2:FB:1466:G:O4'	2.11	0.50
2:FB:1923:U:H2'	2:FB:1924:C:C6	2.46	0.50
2:FB:2228:G:P	5:IB:261:LYS:HZ3	2.35	0.50
28:FC:67:TYR:CE1	53:FD:41:VAL:HG21	2.47	0.50
47:ZC:15:VAL:HB	47:ZC:41:PRO:HA	1.94	0.50
1:A:1511:G:H2'	1:A:1512:U:O4'	2.12	0.49
2:B:664:C:H2'	2:B:665:C:C6	2.47	0.49
2:B:1027:A:N6	2:B:1126:A:C4	2.80	0.49
2:B:1149:G:H2'	2:B:1150:C:C6	2.47	0.49
5:E:142:VAL:HG12	5:E:163:ALA:O	2.11	0.49
8:H:16:ARG:O	8:H:20:ILE:HG13	2.12	0.49

*Continued on next page...*

*Continued from previous page...*

Atom-1	Atom-2	Interatomic distance (Å)	Clash overlap (Å)
30:DA:12:GLU:HA	30:DA:19:ARG:HG3	1.94	0.49
37:LA:109:PRO:C	37:LA:111:LEU:H	2.15	0.49
38:MA:177:ASP:HB3	38:MA:182:LYS:HG3	1.94	0.49
40:OA:100:ASN:N	52:AB:23:LYS:NZ	2.60	0.49
44:SA:35:SER:HB3	44:SA:73:ASP:OD2	2.11	0.49
51:ZA:9:VAL:HG13	51:ZA:56:VAL:HG22	1.94	0.49
55:DB:5:ASP:OD2	55:DB:8:THR:HG23	2.11	0.49
2:FB:301:G:H4'	2:FB:302:C:OP1	2.12	0.49
2:FB:307:G:H21	2:FB:330:A:H62	1.60	0.49
2:FB:1411:C:H5''	2:FB:1412:A:OP2	2.12	0.49
2:FB:1657:C:H4'	6:JB:133:LYS:HB3	1.93	0.49
2:FB:2168:G:O2'	2:FB:2170:A:N7	2.45	0.49
8:LB:77:ILE:H	8:LB:82:LEU:HB2	1.76	0.49
9:MB:9:ILE:HB	9:MB:50:VAL:HG23	1.93	0.49
12:PB:13:ASN:HD21	12:PB:97:ARG:HB2	1.77	0.49
36:OC:33:TYR:CG	36:OC:43:ASP:OD2	2.65	0.49
36:OC:74:LYS:NZ	36:OC:76:GLN:HB2	2.26	0.49
38:QC:3:ARG:NH1	38:QC:4:TYR:HB3	2.27	0.49
38:QC:92:VAL:O	38:QC:95:GLY:N	2.45	0.49
43:VC:79:LEU:CD1	43:VC:83:ARG:HH12	2.24	0.49
51:DD:10:VAL:HG13	51:DD:19:VAL:HG13	1.93	0.49
1:A:353:A:H5'	1:A:353:A:H8	1.77	0.49
1:A:597:G:H5''	1:A:598:U:OP2	2.12	0.49
1:A:1054:C:N4	34:HA:22:A:H61	2.08	0.49
1:A:1226:C:H5''	47:VA:103:THR:HG21	1.95	0.49
2:B:58:G:C6	2:B:59:U:C4	3.00	0.49
2:B:176:G:O2'	2:B:177:G:H5'	2.12	0.49
2:B:280:C:C2	2:B:361:G:N2	2.80	0.49
2:B:547:A:C5	2:B:548:A:C6	2.99	0.49
2:B:974(B):C:OP2	2:B:974(B):C:H4'	2.12	0.49
2:B:1045:A:N3	2:B:1047:G:N2	2.60	0.49
2:B:1357:U:H2'	2:B:1358:G:O4'	2.12	0.49
2:B:2749:A:H2'	9:I:59:ARG:HH21	1.75	0.49
5:E:218:ARG:CG	5:E:218:ARG:NH1	2.71	0.49
5:E:275:LYS:HE2	5:E:276:LYS:HB2	1.95	0.49
10:J:78:THR:O	10:J:80:PRO:HD3	2.12	0.49
12:L:119:PRO:HB2	17:Q:68:TYR:CD2	2.47	0.49
24:X:23:VAL:HA	24:X:38:VAL:HG22	1.93	0.49
41:PA:60:LYS:HA	41:PA:63:LYS:HD2	1.94	0.49
41:PA:79:ARG:HD3	41:PA:80:VAL:N	2.27	0.49
46:UA:52:LEU:H	46:UA:52:LEU:HD22	1.76	0.49

*Continued on next page...*

*Continued from previous page...*

Atom-1	Atom-2	Interatomic distance (Å)	Clash overlap (Å)
48:WA:9:LYS:HG2	48:WA:12:ARG:HH21	1.77	0.49
1:EB:1347:G:O2'	1:EB:1373:G:O6	2.22	0.49
2:FB:270(J):G:H1	2:FB:270(R):C:H42	1.59	0.49
2:FB:663:G:C5	2:FB:664:C:C4	3.00	0.49
2:FB:1045:A:H5''	2:FB:1111:A:H61	1.77	0.49
2:FB:1688:U:H2'	2:FB:1698:A:N6	2.27	0.49
2:FB:2029:G:H2'	2:FB:2031:A:OP1	2.12	0.49
2:FB:2364:C:H2'	2:FB:2365:G:O4'	2.12	0.49
8:LB:38:VAL:HG23	8:LB:158:ALA:HB3	1.94	0.49
10:NB:122:GLU:O	10:NB:126:TYR:OH	2.25	0.49
36:OC:13:ALA:HB1	36:OC:44:LEU:HD22	1.93	0.49
36:OC:28:PHE:CD2	36:OC:190:THR:HA	2.47	0.49
41:TC:57:GLU:OE2	41:TC:59:LEU:HD23	2.12	0.49
54:GD:9:ASN:O	54:GD:10:LEU:HD13	2.11	0.49
1:A:61:G:H1	1:A:106:C:N4	2.08	0.49
1:A:678:U:H2'	1:A:679:C:C6	2.47	0.49
1:A:1037:C:H2'	1:A:1038:C:O4'	2.12	0.49
1:A:1137:C:H5'	1:A:1138:G:N3	2.27	0.49
2:B:794:G:H2'	2:B:795:C:C6	2.46	0.49
2:B:886:C:H2'	2:B:887:A:O4'	2.11	0.49
2:B:1021:A:H3'	2:B:1021:A:C8	2.47	0.49
2:B:1688:U:O2	2:B:1700:A:H5'	2.12	0.49
5:E:10:THR:HB	5:E:11:PRO:HD2	1.94	0.49
6:F:38:THR:OG1	6:F:41:LYS:N	2.33	0.49
6:F:92:THR:HG23	6:F:95:ILE:HG23	1.93	0.49
8:H:23:PHE:CZ	8:H:168:GLU:HA	2.47	0.49
36:KA:114:ARG:HH12	36:KA:118:LEU:HD22	1.77	0.49
39:NA:9:LYS:HB3	39:NA:33:VAL:HG13	1.93	0.49
43:RA:99:LEU:HB3	43:RA:101:PHE:CE2	2.47	0.49
47:VA:39:ILE:HG13	47:VA:56:LEU:HD13	1.94	0.49
47:VA:54:VAL:HA	47:VA:57:ARG:NH1	2.26	0.49
49:XA:76:GLU:OE2	49:XA:76:GLU:HA	2.12	0.49
54:CB:43:LEU:O	54:CB:47:GLY:N	2.44	0.49
1:EB:1373:G:O5'	1:EB:1373:G:H8	1.94	0.49
2:FB:274:G:H8	2:FB:274:G:OP2	1.96	0.49
2:FB:1345:C:OP2	2:FB:1346:G:OP2	2.30	0.49
2:FB:1490:A:H4'	2:FB:1491:G:OP2	2.12	0.49
2:FB:1539:G:H2'	2:FB:1540:G:C8	2.47	0.49
2:FB:2129:C:H2'	2:FB:2130:U:H5'	1.94	0.49
35:NC:139:ALA:HA	35:NC:144:TRP:HE3	1.78	0.49
37:PC:142:MET:SD	37:PC:146:ALA:HB3	2.52	0.49

*Continued on next page...*

*Continued from previous page...*

Atom-1	Atom-2	Interatomic distance (Å)	Clash overlap (Å)
43:VC:118:LYS:HB3	43:VC:118:LYS:HZ3	1.77	0.49
44:WC:51:ARG:HA	48:AD:45:ARG:HE	1.77	0.49
1:A:376:G:O3'	50:YA:5:ARG:NH1	2.46	0.49
1:A:859:A:H2'	1:A:860:A:O4'	2.11	0.49
2:B:17:G:H2'	2:B:18:C:C6	2.47	0.49
2:B:1434:A:H61	2:B:1558:A:N6	2.06	0.49
2:B:1966:A:H4'	2:B:1967:C:OP1	2.11	0.49
2:B:2400:G:H8	2:B:2400:G:OP2	1.96	0.49
26:Z:4:SER:O	26:Z:7:ARG:HB3	2.12	0.49
38:MA:30:LYS:HA	38:MA:35:ARG:HD2	1.93	0.49
39:NA:79:GLU:HB3	39:NA:92:LYS:HA	1.94	0.49
45:TA:92:GLU:HA	45:TA:95:ILE:HB	1.93	0.49
47:VA:14:ARG:HD2	47:VA:44:ARG:HE	1.77	0.49
1:EB:189:U:H3	51:DD:72:ARG:HH12	1.59	0.49
1:EB:487:A:H5''	1:EB:488:C:OP2	2.12	0.49
1:EB:538:G:OP2	46:YC:115:LYS:HB2	2.12	0.49
1:EB:926:G:C6	1:EB:1505:G:C6	3.00	0.49
1:EB:1034:G:H2'	1:EB:1035:A:C8	2.46	0.49
1:EB:1069:C:O2'	1:EB:1192:C:O2	2.29	0.49
1:EB:1129:C:O2'	1:EB:1139:G:N7	2.41	0.49
1:EB:1473:A:H2'	1:EB:1474:G:C8	2.47	0.49
2:FB:774:A:OP1	5:IB:48:ARG:NH2	2.45	0.49
2:FB:1817:G:C6	2:FB:1818:U:C5	3.01	0.49
2:FB:2150:U:H2'	2:FB:2151:G:C8	2.48	0.49
2:FB:2246:G:H2'	2:FB:2247:A:H8	1.77	0.49
2:FB:2583:G:H2'	2:FB:2584:U:O4'	2.13	0.49
2:FB:2786:U:O2'	6:JB:62:PRO:O	2.19	0.49
13:QB:32:THR:OG1	13:QB:32:THR:O	2.25	0.49
15:SB:46:GLY:HA2	15:SB:49:ASP:HB2	1.95	0.49
26:DC:47:ASN:ND2	26:DC:47:ASN:H	2.09	0.49
40:SC:8:ILE:HD11	40:SC:79:LEU:HD13	1.93	0.49
41:TC:62:PHE:O	41:TC:63:LYS:HG3	2.11	0.49
1:A:599:C:H4'	42:QA:130:GLY:HA3	1.95	0.49
1:A:735:C:H5'	52:AB:71:LYS:HD3	1.94	0.49
2:B:1171:G:H3'	2:B:1173:G:C8	2.48	0.49
2:B:1812:A:H2'	2:B:1813:G:H8	1.78	0.49
2:B:1854:A:H2'	2:B:1855:G:O4'	2.13	0.49
2:B:2150:U:H2'	2:B:2151:G:C8	2.47	0.49
2:B:2649:U:H2'	2:B:2650:U:C6	2.48	0.49
3:C:107:U:H2'	3:C:108:C:H5''	1.94	0.49
4:D:28:C:N3	4:D:42:G:N2	2.57	0.49

*Continued on next page...*

*Continued from previous page...*

Atom-1	Atom-2	Interatomic distance (Å)	Clash overlap (Å)
4:D:39:C:H4'	45:TA:54:ARG:NH2	2.27	0.49
5:E:210:GLY:O	5:E:213:ARG:N	2.42	0.49
15:O:57:ARG:HD2	15:O:59:ASP:CG	2.33	0.49
24:X:31:VAL:HG11	24:X:67:VAL:HG23	1.93	0.49
24:X:54:GLY:C	24:X:56:ASP:H	2.14	0.49
35:JA:145:ARG:HB3	35:JA:167:SER:HB2	1.94	0.49
35:JA:243:ALA:HB1	35:JA:258:GLN:HG2	1.94	0.49
38:MA:191:ARG:NH2	38:MA:200:GLU:OE1	2.44	0.49
49:XA:39:LEU:O	49:XA:43:LEU:HG	2.12	0.49
55:DB:12:LYS:HB3	55:DB:17:THR:O	2.12	0.49
1:EB:278:G:OP2	51:DD:41:LYS:HE2	2.12	0.49
1:EB:542:G:OP1	38:QC:10:ARG:NH2	2.44	0.49
2:FB:2227:A:O3'	5:IB:261:LYS:NZ	2.46	0.49
2:FB:2573:C:H41	35:NC:239:THR:HA	1.77	0.49
2:FB:2660:A:H2'	2:FB:2661:G:O4'	2.12	0.49
9:MB:149:ARG:HA	9:MB:162:ILE:HD12	1.95	0.49
13:QB:59:LEU:HD23	32:JC:58:ILE:HD13	1.93	0.49
29:GC:51:TYR:CE2	29:GC:56:LYS:HE2	2.48	0.49
4:MC:69:C:H2'	4:MC:70:G:C8	2.46	0.49
45:XC:12:ARG:HH11	45:XC:12:ARG:CB	2.22	0.49
46:YC:57:LYS:HZ1	46:YC:67:THR:HG22	1.78	0.49
1:A:1002:G:H2'	1:A:1003:G:O4'	2.11	0.49
1:A:1518:MA6:H2'	1:A:1519:MA6:C8	2.42	0.49
2:B:593:G:C6	2:B:594:U:C4	3.01	0.49
2:B:1173:G:H2'	2:B:1175:U:C5'	2.42	0.49
2:B:1984:G:C6	2:B:1985:G:N7	2.80	0.49
3:C:9:G:P	16:P:25:ARG:HH22	2.36	0.49
4:D:16:C:H3'	4:D:16:C:OP2	2.13	0.49
19:S:80:GLN:HA	19:S:82:ARG:NH1	2.28	0.49
23:W:24:LEU:HD12	23:W:25:PRO:HD2	1.95	0.49
25:Y:84:GLY:O	25:Y:85:LEU:HD22	2.12	0.49
30:DA:25:LYS:HE2	30:DA:51:GLU:OE2	2.13	0.49
4:IA:62:C:H2'	4:IA:63:G:H8	1.73	0.49
1:EB:412:A:N1	38:QC:35:ARG:HB3	2.26	0.49
1:EB:706:A:H5''	45:XC:22:HIS:CE1	2.48	0.49
1:EB:1167:A:H2'	1:EB:1169:A:C8	2.47	0.49
2:FB:15:G:C2	2:FB:16:G:C8	3.00	0.49
2:FB:299:A:H5''	2:FB:300:A:OP2	2.12	0.49
2:FB:807:U:OP2	13:QB:41:ARG:NH2	2.45	0.49
2:FB:975:G:C2	2:FB:990:A:C8	3.00	0.49
2:FB:1453:A:O3'	15:SB:77:ARG:NH1	2.46	0.49

*Continued on next page...*

*Continued from previous page...*

Atom-1	Atom-2	Interatomic distance (Å)	Clash overlap (Å)
2:FB:2401:U:OP1	30:HC:18:ARG:NH2	2.45	0.49
2:FB:2749:A:H2'	9:MB:59:ARG:HH21	1.77	0.49
11:OB:138:LEU:HD12	11:OB:140:VAL:HG22	1.95	0.49
15:SB:10:LEU:O	15:SB:12:ARG:HG3	2.12	0.49
21:YB:61:GLY:HA3	21:YB:73:ARG:O	2.12	0.49
1:A:468:A:O2'	50:YA:82:GLN:N	2.45	0.49
1:A:964:A:HO2'	44:SA:55:LYS:HZ3	1.53	0.49
1:A:1478:C:H2'	1:A:1479:C:C6	2.48	0.49
2:B:185:U:H4'	2:B:218:A:H4'	1.94	0.49
2:B:2139:C:OP2	2:B:2139:C:H6	1.96	0.49
2:B:2398:U:H2'	2:B:2399:G:C8	2.48	0.49
2:B:2585:U:H5	4:IA:76:A:O3'	1.96	0.49
2:B:2679:A:C2	2:B:2729:G:C2	3.01	0.49
3:C:50:G:OP1	16:P:61:ASN:ND2	2.46	0.49
4:D:28:C:N4	4:D:42:G:H1	2.09	0.49
7:G:14:PRO:HD2	7:G:127:GLU:CD	2.33	0.49
8:H:44:GLY:N	8:H:88:ILE:O	2.30	0.49
10:J:48:GLU:OE1	10:J:48:GLU:N	2.45	0.49
10:J:58:LEU:C	10:J:60:GLU:H	2.16	0.49
27:AA:38:GLU:O	27:AA:40:THR:N	2.38	0.49
36:KA:33:TYR:CG	36:KA:43:ASP:OD2	2.66	0.49
37:LA:82:GLU:OE2	37:LA:82:GLU:HA	2.13	0.49
38:MA:60:GLU:OE1	38:MA:199:ASN:N	2.46	0.49
47:VA:74:VAL:O	47:VA:78:ILE:HG12	2.13	0.49
53:BB:51:VAL:N	53:BB:58:VAL:HG22	2.26	0.49
1:EB:193:C:H2'	1:EB:194:C:C6	2.48	0.49
1:EB:1297:C:H4'	1:EB:1298:C:H5'	1.94	0.49
2:FB:329:G:OP2	22:ZB:71:LYS:HD2	2.13	0.49
2:FB:440:G:H2'	2:FB:441:U:C6	2.48	0.49
2:FB:860:U:C2	2:FB:2268:A:C8	3.00	0.49
2:FB:886:C:H2'	2:FB:887:A:O4'	2.13	0.49
2:FB:2315:G:H21	8:LB:128:ARG:HH22	1.61	0.49
6:JB:134:ILE:O	6:JB:136:ARG:N	2.46	0.49
17:UB:109:GLU:HA	17:UB:112:ARG:NH2	2.27	0.49
47:ZC:82:MET:SD	47:ZC:93:ARG:HG3	2.53	0.49
48:AD:24:CYS:SG	48:AD:27:CYS:SG	3.11	0.49
1:A:1320:C:C2	53:BB:36:ARG:NH1	2.81	0.49
2:B:721:C:H2'	2:B:722:A:C8	2.48	0.49
2:B:842:G:N2	2:B:937:U:C2	2.81	0.49
2:B:1019:U:OP1	2:B:1035:U:O2'	2.20	0.49
2:B:1531:C:N4	2:B:1540:G:O6	2.46	0.49

*Continued on next page...*



*Continued from previous page...*

Atom-1	Atom-2	Interatomic distance (Å)	Clash overlap (Å)
2:B:2659:G:H4'	9:I:175:LYS:HD3	1.93	0.49
2:B:2795:G:H1'	2:B:2802:G:N2	2.28	0.49
6:F:67:PHE:CZ	6:F:75:VAL:HG12	2.48	0.49
8:H:76:SER:OG	8:H:84:LYS:HG3	2.12	0.49
9:I:111:HIS:H	9:I:111:HIS:HD2	1.60	0.49
14:N:98:LYS:HB3	14:N:99:PRO:HD2	1.94	0.49
16:P:83:LYS:HB3	16:P:111:GLU:CD	2.33	0.49
17:Q:112:ARG:HB3	17:Q:112:ARG:CZ	2.43	0.49
18:R:65:ILE:HD11	18:R:95:LEU:HB3	1.95	0.49
36:KA:87:ARG:NH2	36:KA:220:ASP:OD2	2.36	0.49
41:PA:72:ARG:HH21	41:PA:138:LYS:HZ1	1.60	0.49
44:SA:69:ASN:O	44:SA:70:ARG:NH1	2.46	0.49
46:UA:41:ARG:HG2	46:UA:41:ARG:NH1	2.28	0.49
46:UA:46:LYS:HD3	46:UA:94:PRO:HD3	1.95	0.49
1:EB:1079:G:H2'	1:EB:1080:A:C8	2.48	0.49
2:FB:1069:A:OP2	2:FB:1095:A:C5	2.65	0.49
2:FB:1072:C:N4	2:FB:1092:C:H41	2.11	0.49
2:FB:1203:G:O2'	13:QB:2:LYS:NZ	2.37	0.49
2:FB:1952:A:C6	2:FB:1953:A:N1	2.81	0.49
2:FB:2094:G:H5'	10:NB:25:TYR:CD1	2.48	0.49
2:FB:2611:U:H2'	29:GC:2:ALA:O	2.13	0.49
3:GB:8:U:OP1	16:TB:15:ARG:NH2	2.45	0.49
3:GB:66:A:H61	3:GB:108:C:H5''	1.78	0.49
43:VC:46:ALA:HB2	43:VC:74:ILE:HG23	1.95	0.49
43:VC:91:ASP:O	43:VC:93:ARG:N	2.38	0.49
49:BD:18:PHE:HB2	49:BD:19:PRO:HD2	1.95	0.49
51:DD:13:ASP:H	51:DD:14:LYS:HZ3	1.58	0.49
52:ED:65:ILE:O	52:ED:69:THR:HG23	2.12	0.49
1:A:261:U:H5''	1:A:262:A:OP2	2.12	0.49
1:A:1201:A:H1'	1:A:1202:G:OP2	2.12	0.49
2:B:79:G:H1	2:B:107:C:H42	1.59	0.49
2:B:345:A:N3	2:B:346:A:N6	2.60	0.49
2:B:646:A:H2'	2:B:647:G:O4'	2.13	0.49
2:B:663:G:C5	2:B:664:C:C4	3.00	0.49
2:B:833:U:H2'	2:B:834:C:C6	2.48	0.49
2:B:1321:A:H2'	2:B:1322:A:H8	1.77	0.49
2:B:2189:U:H2'	2:B:2190:G:C8	2.48	0.49
4:D:63:G:H2'	4:D:64:G:H8	1.77	0.49
12:L:15:GLY:O	12:L:47:ILE:HG13	2.13	0.49
39:NA:78:HIS:HD1	42:QA:104:ARG:HH11	1.60	0.49
40:OA:15:ASP:OD1	40:OA:15:ASP:N	2.41	0.49

*Continued on next page...*



*Continued from previous page...*

Atom-1	Atom-2	Interatomic distance (Å)	Clash overlap (Å)
40:OA:62:TRP:CZ3	40:OA:64:GLN:HB2	2.48	0.49
41:PA:111:ARG:NE	41:PA:122:HIS:O	2.46	0.49
41:PA:140:ASP:O	41:PA:143:ARG:N	2.44	0.49
47:VA:54:VAL:HG13	47:VA:57:ARG:NH1	2.21	0.49
1:EB:170:U:H2'	1:EB:171:A:H8	1.77	0.49
1:EB:218:C:H2'	1:EB:219:C:C6	2.48	0.49
1:EB:1066:C:H5'	1:EB:1067:A:OP2	2.13	0.49
2:FB:1239:G:C6	2:FB:1240:U:C4	3.01	0.49
2:FB:1310:G:H1	2:FB:1604:C:H42	1.60	0.49
31:IC:34:ARG:HG2	31:IC:39:ARG:HG3	1.94	0.49
41:TC:140:ASP:O	41:TC:143:ARG:N	2.45	0.49
44:WC:40:LEU:HG	44:WC:41:PRO:HD2	1.95	0.49
51:DD:67:LYS:O	51:DD:70:ARG:NH1	2.46	0.49
1:A:1373:G:H8	1:A:1373:G:O5'	1.96	0.49
2:B:174:C:H5''	2:B:175:G:OP2	2.13	0.49
2:B:234:C:H2'	2:B:235:U:C6	2.44	0.49
2:B:394:A:N6	2:B:395:U:O4	2.45	0.49
2:B:597:U:H2'	2:B:598:G:C8	2.47	0.49
2:B:675:A:H4'	7:G:67:GLN:OE1	2.13	0.49
13:M:107:LYS:HB2	13:M:110:TYR:HD2	1.78	0.49
24:X:26:TYR:O	24:X:29:GLN:HB2	2.13	0.49
4:IA:18:G:H1'	4:IA:58:A:H2	1.78	0.49
1:EB:1226:C:H5''	47:ZC:103:THR:HG21	1.94	0.49
2:FB:11:G:H8	2:FB:11:G:O5'	1.96	0.49
2:FB:451:C:H4'	7:KB:52:LYS:HE2	1.94	0.49
2:FB:861:A:N3	3:GB:79:C:O2'	2.38	0.49
2:FB:1021:A:H3'	2:FB:1021:A:C8	2.47	0.49
2:FB:1027:A:N6	2:FB:1126:A:C4	2.81	0.49
2:FB:1038:C:N3	2:FB:1117:G:N2	2.39	0.49
10:NB:77:LEU:HB3	10:NB:142:VAL:HG22	1.94	0.49
10:NB:95:LYS:HA	10:NB:111:PRO:HB3	1.95	0.49
36:OC:118:LEU:HG	36:OC:142:LEU:HB2	1.95	0.49
37:PC:22:TRP:HZ3	37:PC:24:ALA:HB2	1.78	0.49
38:QC:9:CYS:HG	38:QC:18:LYS:HZ1	1.52	0.49
46:YC:84:LEU:HD23	46:YC:104:VAL:HG21	1.94	0.49
1:A:518:C:OP1	35:JA:183:ARG:NH2	2.46	0.48
1:A:700:G:H4'	1:A:704:A:H1'	1.96	0.48
1:A:1372:U:H5''	43:RA:71:SER:HB3	1.95	0.48
2:B:307:G:H21	2:B:330:A:N6	2.11	0.48
2:B:1069:A:OP2	2:B:1095:A:C5	2.66	0.48
2:B:2774:C:H2'	2:B:2775:A:O4'	2.11	0.48

*Continued on next page...*

*Continued from previous page...*

Atom-1	Atom-2	Interatomic distance (Å)	Clash overlap (Å)
7:G:43:LYS:NZ	7:G:43:LYS:HB3	2.28	0.48
7:G:160:ASN:ND2	7:G:163:VAL:HG23	2.27	0.48
9:I:149:ARG:HA	9:I:162:ILE:HD12	1.95	0.48
10:J:79:ILE:O	10:J:144:VAL:HA	2.13	0.48
12:L:66:LYS:HB2	12:L:82:ASN:OD1	2.13	0.48
23:W:97:GLU:OE2	23:W:127:LYS:HE2	2.13	0.48
42:QA:11:THR:HG22	42:QA:15:ASN:HD21	1.77	0.48
1:EB:668:G:O2'	49:BD:46:HIS:HB3	2.13	0.48
1:EB:1190:G:H3'	37:PC:3:ASN:HD22	1.78	0.48
1:EB:1285:A:OP1	1:EB:1286:A:N6	2.37	0.48
2:FB:67:U:H2'	2:FB:68:G:H8	1.76	0.48
2:FB:443:A:H1'	2:FB:1201:C:O4'	2.13	0.48
2:FB:2210:G:H3'	2:FB:2211:G:H8	1.77	0.48
4:HB:48:C:C6	4:HB:59:A:H5'	2.48	0.48
25:CC:51:VAL:HG21	25:CC:74:VAL:HG21	1.95	0.48
26:DC:63:VAL:O	26:DC:66:GLU:HG2	2.13	0.48
46:YC:89:ARG:HG2	46:YC:97:ARG:HA	1.94	0.48
1:A:262:A:C6	1:A:263:A:C6	3.01	0.48
1:A:664:G:P	52:AB:64:ARG:HH21	2.36	0.48
2:B:64:A:O3'	21:U:71:GLY:HA3	2.13	0.48
2:B:275:G:H4'	2:B:275:G:OP1	2.11	0.48
2:B:1125:G:H5'	33:GA:37:GLY:O	2.14	0.48
2:B:1340:U:H4'	2:B:1394:U:O2'	2.13	0.48
2:B:1855:G:H1	2:B:1887:C:H42	1.61	0.48
2:B:2785:C:OP1	6:F:41:LYS:NZ	2.46	0.48
2:B:2838:G:H2'	2:B:2839:G:C8	2.49	0.48
3:C:112:G:H2'	3:C:113:C:C6	2.48	0.48
8:H:115:ARG:HB3	8:H:115:ARG:HH21	1.78	0.48
35:JA:329:LEU:HG	35:JA:330:ASP:H	1.77	0.48
37:LA:128:PHE:HD1	37:LA:129:ALA:H	1.61	0.48
39:NA:52:PRO:HA	39:NA:55:VAL:HB	1.95	0.48
51:ZA:56:VAL:HB	51:ZA:78:GLU:HB2	1.96	0.48
1:EB:58:C:O2'	1:EB:388:G:N7	2.29	0.48
1:EB:96:G:C6	1:EB:97:U:C4	3.01	0.48
1:EB:295:C:H2'	1:EB:296:U:O4'	2.13	0.48
1:EB:749:C:O2'	1:EB:750:G:H5'	2.12	0.48
2:FB:503:A:H4'	2:FB:504:U:H5''	1.95	0.48
2:FB:559:G:H21	18:VB:49:HIS:CD2	2.31	0.48
2:FB:994:C:O2	19:WB:10:LYS:HE3	2.13	0.48
2:FB:1024:G:H8	2:FB:1024:G:O5'	1.96	0.48
2:FB:2138:C:H2'	2:FB:2139:C:C6	2.48	0.48

*Continued on next page...*

*Continued from previous page...*

Atom-1	Atom-2	Interatomic distance (Å)	Clash overlap (Å)
2:FB:2531:A:C6	2:FB:2532:G:C5	3.01	0.48
2:FB:2659:G:H4'	9:MB:175:LYS:HD3	1.94	0.48
5:IB:145:VAL:HB	5:IB:155:LEU:HB2	1.94	0.48
12:PB:119:PRO:HB2	17:UB:68:TYR:CD2	2.47	0.48
14:RB:110:THR:OG1	14:RB:113:GLN:OE1	2.29	0.48
27:EC:38:GLU:O	27:EC:40:THR:N	2.42	0.48
35:NC:204:ALA:HB2	35:NC:298:LEU:HD12	1.95	0.48
41:TC:50:ILE:HG21	41:TC:61:VAL:HG11	1.95	0.48
50:CD:20:VAL:HG22	50:CD:32:TYR:HD1	1.78	0.48
1:A:540:G:H2'	1:A:541:G:O4'	2.13	0.48
2:B:929:G:H8	2:B:929:G:O5'	1.96	0.48
2:B:2693:A:H2'	2:B:2694:G:C8	2.47	0.48
10:J:50:ARG:O	10:J:54:GLN:HG2	2.12	0.48
11:K:39:ARG:NH2	11:K:41:ASP:OD1	2.46	0.48
16:P:3:ARG:O	16:P:4:LEU:HD23	2.13	0.48
39:NA:100:VAL:HG11	39:NA:107:ARG:HG3	1.95	0.48
42:QA:91:ARG:HG3	51:ZA:34:LYS:N	2.28	0.48
47:VA:12:ASN:O	47:VA:44:ARG:HD3	2.12	0.48
53:BB:30:LEU:HD13	53:BB:48:THR:HG22	1.94	0.48
1:EB:1325:C:H5'	55:HD:15:ARG:HD2	1.95	0.48
1:EB:1531:A:H3'	1:EB:1532:U:H5''	1.95	0.48
2:FB:1051:G:C2	2:FB:1052:C:H1'	2.49	0.48
2:FB:1641:A:H2'	2:FB:1642:G:O4'	2.13	0.48
2:FB:1751:C:H2'	2:FB:1752:C:C6	2.48	0.48
7:KB:169:ASN:ND2	7:KB:169:ASN:O	2.30	0.48
13:QB:149:GLU:OE2	13:QB:149:GLU:HA	2.13	0.48
15:SB:47:PHE:O	15:SB:51:LEU:HG	2.13	0.48
20:XB:58:ALA:HB1	20:XB:64:MET:HG3	1.95	0.48
22:ZB:101:LYS:HD2	22:ZB:101:LYS:N	2.28	0.48
36:OC:205:ASP:HA	36:OC:211:ILE:HD11	1.94	0.48
37:PC:109:PRO:C	37:PC:111:LEU:H	2.16	0.48
39:RC:51:VAL:HB	39:RC:52:PRO:HD3	1.95	0.48
39:RC:82:VAL:O	39:RC:88:LYS:HA	2.13	0.48
42:UC:28:ALA:HB3	42:UC:57:PRO:HB2	1.96	0.48
1:A:811:C:H4'	1:A:900:A:N6	2.28	0.48
1:A:977:A:H2'	1:A:978:A:H5''	1.95	0.48
1:A:1162:C:H2'	1:A:1163:C:C6	2.49	0.48
2:B:26:G:C6	2:B:27:G:N1	2.81	0.48
2:B:271(C):G:N7	2:B:421:U:H2'	2.28	0.48
2:B:910:A:C5	14:N:13:GLN:HG3	2.48	0.48
7:G:122:LYS:O	7:G:191:ARG:HD2	2.13	0.48

*Continued on next page...*

*Continued from previous page...*

Atom-1	Atom-2	Interatomic distance (Å)	Clash overlap (Å)
7:G:192:LEU:HD21	7:G:194:MET:CE	2.43	0.48
11:K:114:ARG:O	11:K:118:LYS:HG3	2.13	0.48
15:O:104:ARG:HD3	15:O:107:ASP:OD1	2.13	0.48
38:MA:117:ALA:HA	38:MA:120:LEU:HD13	1.96	0.48
54:CB:32:ALA:O	54:CB:36:LEU:HB2	2.13	0.48
1:EB:572:A:N3	1:EB:917:G:H1'	2.29	0.48
1:EB:959:A:H2	1:EB:1221:G:H21	1.59	0.48
2:FB:464:U:HO2'	31:IC:16:HIS:CE1	2.31	0.48
2:FB:548:A:C2	2:FB:549:G:H1'	2.49	0.48
2:FB:774:A:N3	2:FB:774:A:H2'	2.27	0.48
2:FB:911:A:H2'	14:RB:9:TYR:OH	2.14	0.48
2:FB:1278:A:OP1	15:SB:36:THR:HG23	2.13	0.48
2:FB:2788:C:O2'	2:FB:2809:A:N3	2.46	0.48
2:FB:2799:A:O2'	2:FB:2801:A:H5''	2.13	0.48
3:GB:11:C:H3'	3:GB:12:C:C6	2.45	0.48
4:HB:63:G:H2'	4:HB:64:G:H8	1.78	0.48
6:JB:34:VAL:HG11	6:JB:78:LEU:HD21	1.94	0.48
10:NB:87:LYS:HD2	10:NB:89:TYR:CD2	2.48	0.48
13:QB:36:LYS:O	13:QB:40:SER:HB3	2.13	0.48
16:TB:83:LYS:HB3	16:TB:111:GLU:CD	2.33	0.48
21:YB:26:TYR:O	21:YB:81:VAL:HG23	2.13	0.48
41:TC:72:ARG:NH2	41:TC:138:LYS:NZ	2.55	0.48
50:CD:43:LYS:HE3	50:CD:48:TRP:CH2	2.49	0.48
1:A:572:A:N3	1:A:917:G:H1'	2.28	0.48
1:A:580:U:H2'	1:A:581:G:O4'	2.13	0.48
1:A:1079:G:H2'	1:A:1080:A:C8	2.48	0.48
2:B:869:G:H2'	2:B:870:A:H8	1.78	0.48
2:B:1075:C:H5''	2:B:1076:C:H6	1.78	0.48
2:B:2343:C:H2'	2:B:2344:U:H6	1.79	0.48
5:E:215:LEU:HB2	5:E:217:ARG:HG3	1.96	0.48
10:J:70:GLU:N	10:J:70:GLU:OE2	2.46	0.48
16:P:15:ARG:HE	16:P:25:ARG:NH2	2.11	0.48
36:KA:118:LEU:HG	36:KA:142:LEU:HB2	1.94	0.48
37:LA:16:ARG:HH12	48:WA:50:LYS:HE3	1.78	0.48
38:MA:127:THR:OG1	38:MA:130:GLY:O	2.31	0.48
47:VA:15:VAL:O	47:VA:19:LEU:HD13	2.14	0.48
50:YA:32:TYR:H	50:YA:32:TYR:HD2	1.60	0.48
1:EB:262:A:C6	1:EB:263:A:C6	3.00	0.48
1:EB:377:G:OP1	50:CD:5:ARG:NH1	2.46	0.48
1:EB:861:G:OP1	42:UC:75:ARG:NH2	2.31	0.48
1:EB:1384:C:H2'	1:EB:1385:G:H8	1.79	0.48

*Continued on next page...*

*Continued from previous page...*

Atom-1	Atom-2	Interatomic distance (Å)	Clash overlap (Å)
1:EB:1453:G:H1'	54:GD:39:LYS:NZ	2.29	0.48
2:FB:74:A:H5'	2:FB:75:G:O4'	2.14	0.48
2:FB:670:A:H5'	13:QB:43:GLY:HA2	1.95	0.48
2:FB:1901:A:OP2	5:IB:255:LYS:NZ	2.46	0.48
2:FB:2680:C:H5'	6:JB:189:PRO:HA	1.95	0.48
8:LB:8:LYS:HZ1	8:LB:9:ARG:HG3	1.78	0.48
11:OB:47:ALA:HB2	11:OB:115:ARG:HD3	1.94	0.48
15:SB:26:LYS:HD2	15:SB:70:LEU:HA	1.95	0.48
22:ZB:75:ILE:HA	22:ZB:82:PRO:HA	1.95	0.48
35:NC:353:LEU:O	35:NC:357:SER:HB2	2.13	0.48
43:VC:31:GLN:HB3	43:VC:35:GLU:OE1	2.14	0.48
50:CD:3:LYS:N	50:CD:22:THR:O	2.27	0.48
1:A:59:A:H1'	1:A:354:G:N2	2.28	0.48
1:A:467:G:O6	1:A:468:A:N6	2.47	0.48
1:A:803:G:C6	1:A:804:U:C4	3.02	0.48
1:A:959:A:H1'	1:A:985:C:H4'	1.94	0.48
1:A:988:G:N2	1:A:1016:A:N3	2.62	0.48
1:A:1316:G:O2'	48:WA:18:VAL:HG11	2.14	0.48
1:A:1351:U:H2'	1:A:1352:C:C6	2.49	0.48
2:B:67:U:H2'	2:B:68:G:C8	2.49	0.48
2:B:84:A:N1	2:B:98:G:O2'	2.42	0.48
2:B:844:C:O5'	2:B:845:G:N2	2.47	0.48
2:B:2135:A:H61	2:B:2155:G:H22	1.61	0.48
11:K:138:LEU:HD12	11:K:140:VAL:HG22	1.96	0.48
25:Y:70:VAL:HG12	25:Y:71:TYR:HD2	1.78	0.48
27:AA:44:ARG:O	27:AA:47:VAL:N	2.33	0.48
39:NA:151:LEU:HB3	42:QA:79:VAL:HG22	1.95	0.48
1:EB:991:U:O4	1:EB:1212:U:O2'	2.28	0.48
2:FB:545:G:C2	2:FB:547:A:OP2	2.66	0.48
2:FB:1067:A:H5'	2:FB:1095:A:H61	1.79	0.48
2:FB:1125:G:H5'	33:KC:37:GLY:O	2.13	0.48
2:FB:1175:U:H5	2:FB:1177:A:C5	2.32	0.48
2:FB:1356:G:H2'	2:FB:1357:U:C6	2.49	0.48
2:FB:1789:A:H2'	2:FB:1790:C:O4'	2.13	0.48
2:FB:2774:C:H2'	2:FB:2775:A:O4'	2.13	0.48
3:GB:111:U:H2'	3:GB:112:G:C8	2.48	0.48
7:KB:184:TYR:HE2	7:KB:188:ARG:NH1	2.12	0.48
14:RB:82:ARG:NE	24:BC:3:HIS:HB2	2.27	0.48
17:UB:94:ALA:HB1	17:UB:99:LEU:HD21	1.95	0.48
39:RC:88:LYS:HB3	39:RC:123:LEU:HB2	1.96	0.48
1:A:93:U:H2'	1:A:95:G:C8	2.49	0.48

*Continued on next page...*

*Continued from previous page...*

Atom-1	Atom-2	Interatomic distance (Å)	Clash overlap (Å)
1:A:697:U:H5''	1:A:698:G:OP2	2.13	0.48
2:B:794:G:C2	2:B:795:C:C2	3.02	0.48
2:B:969:U:OP1	27:AA:17:LYS:HD2	2.13	0.48
2:B:1125:G:H5''	2:B:1126:A:H5''	1.96	0.48
2:B:1652:A:OP1	15:O:8:ARG:NH1	2.47	0.48
2:B:1923:U:H2'	2:B:1924:C:C6	2.49	0.48
2:B:2219:G:H2'	2:B:2224:G:H5'	1.95	0.48
2:B:2402:C:OP2	2:B:2402:C:C6	2.63	0.48
14:N:82:ARG:NE	24:X:3:HIS:HB2	2.27	0.48
35:JA:186:ARG:HD3	35:JA:312:PHE:HD2	1.78	0.48
36:KA:70:PHE:CE1	36:KA:163:PHE:HD1	2.32	0.48
42:QA:11:THR:HG23	42:QA:14:ARG:NH1	2.28	0.48
42:QA:19:VAL:HG23	42:QA:21:LYS:HG2	1.95	0.48
1:EB:735:C:H5'	52:ED:71:LYS:HD3	1.95	0.48
1:EB:940:C:H2'	1:EB:941:G:H8	1.79	0.48
2:FB:214:G:H1'	2:FB:216:A:O2'	2.13	0.48
2:FB:270(V):C:H2'	2:FB:270(W):G:H8	1.77	0.48
2:FB:686:G:C2	31:IC:11:LYS:HD2	2.49	0.48
2:FB:1086:A:H5'	2:FB:1087:G:H5'	1.95	0.48
2:FB:1586:A:H2'	2:FB:1587:A:O4'	2.14	0.48
2:FB:1797:C:O2'	5:IB:259:THR:OG1	2.31	0.48
2:FB:1863:G:H1	2:FB:1879:C:N4	2.08	0.48
2:FB:2658:C:H5'	9:MB:160:LYS:NZ	2.28	0.48
2:FB:2749:A:OP1	9:MB:3:ARG:NH2	2.44	0.48
2:FB:2795:G:HO2'	2:FB:2799:A:N6	2.07	0.48
2:FB:2838:G:H2'	2:FB:2839:G:C8	2.48	0.48
4:HB:28:C:N3	4:HB:42:G:N2	2.56	0.48
5:IB:133:LEU:HB3	5:IB:173:VAL:HG21	1.96	0.48
5:IB:274:ARG:HG2	5:IB:274:ARG:NH1	2.26	0.48
7:KB:129:PHE:HB2	7:KB:132:VAL:HG22	1.96	0.48
10:NB:58:LEU:C	10:NB:60:GLU:H	2.16	0.48
23:AC:33:LEU:HG	23:AC:34:ASN:N	2.28	0.48
23:AC:126:VAL:HG11	23:AC:161:VAL:HG22	1.94	0.48
31:IC:5:TRP:O	31:IC:6:GLN:NE2	2.32	0.48
37:PC:43:LEU:O	37:PC:47:LEU:HB2	2.14	0.48
1:A:446:G:H2'	1:A:447:G:C8	2.49	0.48
1:A:643:C:H2'	1:A:644:G:C8	2.44	0.48
1:A:894:G:C6	1:A:895:G:C6	3.02	0.48
1:A:959:A:H2	1:A:1221:G:H21	1.60	0.48
1:A:1006:C:N3	1:A:1007:C:N4	2.61	0.48
1:A:1248:A:C2	43:RA:70:LYS:HD2	2.48	0.48

*Continued on next page...*

*Continued from previous page...*

Atom-1	Atom-2	Interatomic distance (Å)	Clash overlap (Å)
1:A:1292:U:H2'	1:A:1293:G:C8	2.49	0.48
2:B:238:C:O2'	2:B:608:A:N3	2.42	0.48
2:B:511:U:C5	2:B:512:G:C5	3.02	0.48
2:B:979:G:H2'	2:B:982:C:N4	2.28	0.48
2:B:1043:C:H2'	2:B:1044:G:C8	2.49	0.48
2:B:2166:G:N2	2:B:2167:U:O4	2.47	0.48
2:B:2183:C:H2'	2:B:2184:G:C8	2.49	0.48
2:B:2584:U:H2'	2:B:2585:U:H2'	1.95	0.48
4:D:45:G:H2'	4:D:46:G:C8	2.49	0.48
9:I:40:GLU:O	9:I:41:MET:HG3	2.14	0.48
19:S:18:LEU:HG	19:S:20:LEU:H	1.79	0.48
35:JA:324:LEU:HD11	35:JA:326:LEU:HD23	1.95	0.48
35:JA:335:GLY:O	35:JA:337:LEU:N	2.47	0.48
36:KA:53:ARG:NH1	36:KA:53:ARG:HG2	2.28	0.48
44:SA:26:ALA:HA	44:SA:29:ARG:CZ	2.44	0.48
49:XA:33:THR:HG23	49:XA:63:ARG:HH11	1.79	0.48
1:EB:177:C:H2'	1:EB:178:C:H6	1.77	0.48
1:EB:973:G:H1'	44:WC:54:PHE:HD1	1.79	0.48
1:EB:1318:A:H1'	53:FD:37:ARG:HE	1.78	0.48
1:EB:1397:C:O2'	1:EB:1398:A:H5'	2.14	0.48
2:FB:557:U:H2'	2:FB:558:G:C8	2.48	0.48
2:FB:848:G:H2'	2:FB:849:A:C8	2.48	0.48
2:FB:1171:G:H3'	2:FB:1173:G:C8	2.48	0.48
3:GB:112:G:H2'	3:GB:113:C:C6	2.48	0.48
8:LB:16:ARG:O	8:LB:20:ILE:HG13	2.13	0.48
13:QB:19:VAL:HB	13:QB:31:ALA:HB1	1.94	0.48
15:SB:100:LEU:HA	15:SB:100:LEU:HD13	1.52	0.48
29:GC:51:TYR:HE2	29:GC:56:LYS:HE2	1.79	0.48
39:RC:13:ILE:HG23	39:RC:29:GLY:O	2.13	0.48
40:SC:43:LEU:HD22	40:SC:43:LEU:H	1.78	0.48
44:WC:35:SER:HB3	44:WC:73:ASP:OD2	2.13	0.48
45:XC:79:SER:HA	45:XC:104:GLN:CB	2.44	0.48
45:XC:112:THR:HA	45:XC:113:PRO:HD3	1.70	0.48
50:CD:20:VAL:HG22	50:CD:32:TYR:CD1	2.49	0.48
1:A:80:G:N2	1:A:89:U:H3	2.11	0.48
1:A:1298:C:H2'	41:PA:114:ARG:HH12	1.79	0.48
1:A:1349:A:P	43:RA:118:LYS:NZ	2.87	0.48
1:A:1417:G:C6	1:A:1482:G:C6	3.02	0.48
2:B:2029:G:H2'	2:B:2030:A:H5''	1.96	0.48
2:B:2166:G:H2'	2:B:2167:U:H5''	1.96	0.48
4:D:70:G:H2'	4:D:71:C:C6	2.49	0.48

*Continued on next page...*



*Continued from previous page...*

Atom-1	Atom-2	Interatomic distance (Å)	Clash overlap (Å)
6:F:18:ASP:HA	17:Q:82:LEU:HD11	1.96	0.48
7:G:40:GLN:O	7:G:44:ARG:HG2	2.12	0.48
7:G:127:GLU:HA	7:G:196:LEU:HB2	1.95	0.48
14:N:16:ARG:HA	14:N:16:ARG:HD2	1.70	0.48
25:Y:24:ALA:HB3	25:Y:27:GLU:HB2	1.96	0.48
38:MA:129:ASN:N	38:MA:145:GLU:O	2.36	0.48
47:VA:9:ILE:HG22	47:VA:22:ILE:HD11	1.95	0.48
1:EB:701:C:OP1	1:EB:702:A:O2'	2.29	0.48
2:FB:305:U:H2'	2:FB:306:U:C6	2.48	0.48
2:FB:833:U:H2'	2:FB:834:C:C6	2.49	0.48
8:LB:23:PHE:CZ	8:LB:168:GLU:HA	2.49	0.48
10:NB:70:GLU:N	10:NB:70:GLU:OE2	2.47	0.48
14:RB:135:ASP:OD2	14:RB:137:TYR:CD2	2.65	0.48
42:UC:121:ASP:O	42:UC:125:ARG:N	2.46	0.48
46:YC:46:LYS:HD3	46:YC:94:PRO:HD3	1.95	0.48
47:ZC:20:THR:C	47:ZC:22:ILE:H	2.17	0.48
52:ED:53:ARG:HH12	52:ED:59:SER:C	2.17	0.48
1:A:971:G:OP1	1:A:972:C:H5''	2.13	0.48
2:B:261:G:O2'	2:B:609(B):G:O2'	2.24	0.48
2:B:394:A:C6	2:B:395:U:C4	3.02	0.48
2:B:398:G:H2'	2:B:399:G:H8	1.78	0.48
2:B:601:C:OP1	7:G:108:LYS:HE3	2.13	0.48
2:B:1899:G:H2'	2:B:1899:G:N3	2.28	0.48
2:B:2315:G:H5''	2:B:2316:C:OP2	2.14	0.48
2:B:2584:U:O2'	35:JA:234:GLY:HA2	2.13	0.48
5:E:40:THR:HG23	5:E:42:GLY:H	1.79	0.48
11:K:104:LYS:HE2	11:K:104:LYS:HB3	1.67	0.48
16:P:15:ARG:NH1	16:P:90:GLY:HA2	2.29	0.48
23:W:166:SER:HB3	23:W:169:GLU:HB2	1.96	0.48
38:MA:18:LYS:HZ3	38:MA:26:CYS:HG	1.58	0.48
41:PA:120:ILE:HG22	41:PA:124:LEU:HD12	1.95	0.48
1:EB:189:U:H3	51:DD:72:ARG:NH1	2.12	0.48
1:EB:409:G:H3'	1:EB:410:G:H8	1.79	0.48
1:EB:435:C:H2'	1:EB:436:C:H6	1.79	0.48
1:EB:580:U:H2'	1:EB:581:G:O4'	2.13	0.48
1:EB:1000:A:H62	1:EB:1003:G:H21	1.62	0.48
1:EB:1226:C:H6	47:ZC:103:THR:HB	1.79	0.48
2:FB:304:G:C6	2:FB:305:U:C4	3.02	0.48
2:FB:548:A:C4	2:FB:549:G:H1'	2.49	0.48
2:FB:2708:G:H5'	15:SB:68:ARG:HG3	1.96	0.48
7:KB:114:VAL:HG21	7:KB:202:PHE:CE1	2.49	0.48

*Continued on next page...*



*Continued from previous page...*

Atom-1	Atom-2	Interatomic distance (Å)	Clash overlap (Å)
38:QC:133:VAL:HG22	38:QC:135:LEU:H	1.79	0.48
40:SC:4:TYR:CD1	40:SC:92:LYS:HA	2.49	0.48
41:TC:72:ARG:HH21	41:TC:138:LYS:HZ1	1.60	0.48
1:A:555:C:H2'	1:A:556:C:C6	2.49	0.47
1:A:1122:U:O4	1:A:1123:A:N6	2.46	0.47
2:B:329:G:OP2	22:V:71:LYS:HD2	2.14	0.47
2:B:771:G:OP1	31:EA:10:ARG:NH1	2.47	0.47
2:B:1523:U:H2'	2:B:1524:G:H8	1.79	0.47
2:B:1805:U:H2'	2:B:1806:C:C6	2.48	0.47
6:F:67:PHE:CE2	6:F:74:PRO:HA	2.49	0.47
6:F:95:ILE:HG13	6:F:96:PHE:CD2	2.49	0.47
10:J:69:LYS:HG3	10:J:138:ILE:HG23	1.96	0.47
16:P:15:ARG:HE	16:P:25:ARG:HH21	1.61	0.47
28:BA:9:LEU:HG	28:BA:27:THR:HG22	1.95	0.47
36:KA:28:PHE:CD2	36:KA:190:THR:HA	2.49	0.47
36:KA:67:THR:HG21	36:KA:155:LEU:HD11	1.95	0.47
43:RA:10:ARG:HH12	43:RA:11:LYS:HD2	1.77	0.47
55:DB:5:ASP:HB3	55:DB:8:THR:OG1	2.14	0.47
1:EB:80:G:N2	1:EB:89:U:H3	2.11	0.47
1:EB:1155:G:OP2	1:EB:1155:G:H8	1.97	0.47
1:EB:1342:C:H2'	1:EB:1343:G:C8	2.48	0.47
1:EB:1531:A:H3'	1:EB:1532:U:C5'	2.43	0.47
2:FB:375:C:H2'	2:FB:376:C:C6	2.49	0.47
2:FB:1019:U:H3	2:FB:1142(B):A:N6	2.04	0.47
2:FB:1309:G:H4'	31:IC:7:PRO:HB2	1.96	0.47
2:FB:1441:G:H2'	2:FB:1442:G:C8	2.43	0.47
9:MB:45:VAL:HG13	9:MB:50:VAL:HG12	1.96	0.47
12:PB:16:ALA:HB2	12:PB:52:VAL:HG21	1.96	0.47
13:QB:147:LEU:HD23	13:QB:147:LEU:H	1.79	0.47
22:ZB:9:LYS:HB2	22:ZB:29:GLU:HA	1.96	0.47
36:OC:95:GLN:HB2	36:OC:148:TYR:HA	1.96	0.47
40:SC:1:MET:HA	40:SC:67:MET:O	2.13	0.47
46:YC:46:LYS:HE3	46:YC:92:0TD:H4	1.95	0.47
1:A:1265:G:H1	1:A:1270:C:N4	2.05	0.47
2:B:301:G:H4'	2:B:302:C:OP1	2.13	0.47
2:B:1038:C:N4	2:B:1117:G:H1	2.12	0.47
2:B:1441:G:H2'	2:B:1442:G:C8	2.43	0.47
2:B:1863:G:H2'	2:B:1864:U:O4'	2.15	0.47
2:B:2129:C:H2'	2:B:2130:U:H5'	1.95	0.47
2:B:2682:U:O2'	17:Q:58:ASN:OD1	2.30	0.47
2:B:2708:G:H5'	15:O:68:ARG:HG3	1.97	0.47

*Continued on next page...*

*Continued from previous page...*

Atom-1	Atom-2	Interatomic distance (Å)	Clash overlap (Å)
8:H:15:VAL:HG13	8:H:175:LEU:HD13	1.96	0.47
14:N:71:ASP:OD1	14:N:71:ASP:N	2.33	0.47
15:O:12:ARG:HD3	15:O:16:HIS:CD2	2.49	0.47
18:R:45:TYR:O	18:R:49:HIS:ND1	2.36	0.47
22:V:75:ILE:HA	22:V:82:PRO:HA	1.95	0.47
23:W:175:VAL:HG23	23:W:176:PRO:O	2.14	0.47
35:JA:193:GLN:O	35:JA:195:ARG:N	2.47	0.47
35:JA:217:ILE:H	35:JA:217:ILE:HG13	1.50	0.47
39:NA:53:LEU:O	39:NA:57:LYS:N	2.47	0.47
39:NA:82:VAL:O	39:NA:88:LYS:HA	2.14	0.47
50:YA:3:LYS:HG3	50:YA:24:ALA:HB2	1.96	0.47
1:EB:1034:G:H2'	1:EB:1035:A:H8	1.77	0.47
2:FB:268:C:N4	2:FB:424:G:H1	2.11	0.47
2:FB:2139:C:OP2	2:FB:2139:C:H6	1.98	0.47
2:FB:2343:C:H2'	2:FB:2344:U:H6	1.79	0.47
2:FB:2805:G:N2	2:FB:2807:G:O6	2.46	0.47
2:FB:2838:G:C6	2:FB:2839:G:C6	3.02	0.47
4:HB:54:5MU:H73	4:HB:55:PSU:C2	2.49	0.47
8:LB:181:ARG:HA	28:FC:42:PHE:HZ	1.78	0.47
13:QB:107:LYS:HB2	13:QB:110:TYR:HD2	1.79	0.47
16:TB:94:TYR:HE2	16:TB:99:LYS:HE3	1.79	0.47
17:UB:91:ARG:NH1	17:UB:120:ARG:NH1	2.61	0.47
20:XB:11:ARG:NH1	20:XB:98:LYS:C	2.68	0.47
36:OC:178:ARG:HB3	42:UC:72:PRO:HA	1.95	0.47
38:QC:57:ARG:HB3	38:QC:206:PHE:HB2	1.96	0.47
43:VC:99:LEU:HB3	43:VC:101:PHE:CE2	2.49	0.47
1:A:723:U:HO2'	1:A:724:G:C5'	2.26	0.47
2:B:214:G:H1'	2:B:216:A:O2'	2.14	0.47
2:B:979:G:H2'	2:B:982:C:H42	1.78	0.47
2:B:1021:A:H62	2:B:1141:U:H3	1.59	0.47
2:B:1448:G:H4'	2:B:1543:A:OP1	2.15	0.47
2:B:1688:U:H2'	2:B:1698:A:N6	2.30	0.47
2:B:2246:G:H2'	2:B:2247:A:H8	1.79	0.47
2:B:2792:G:N2	2:B:2805:G:H1'	2.29	0.47
9:I:105:LEU:H	9:I:113:VAL:HB	1.78	0.47
10:J:14:ASP:O	10:J:17:GLN:HB2	2.14	0.47
11:K:15:LEU:N	11:K:136:GLU:O	2.45	0.47
21:U:93:GLU:N	21:U:93:GLU:OE2	2.47	0.47
4:IA:18:G:N2	4:IA:57:A:H62	2.03	0.47
36:KA:19:HIS:ND1	36:KA:204:ASN:OD1	2.46	0.47
38:MA:8:VAL:C	38:MA:10:ARG:H	2.16	0.47

*Continued on next page...*

*Continued from previous page...*

Atom-1	Atom-2	Interatomic distance (Å)	Clash overlap (Å)
47:VA:27:LYS:NZ	55:DB:20:LYS:NZ	2.62	0.47
47:VA:94:ARG:NH1	47:VA:96:LEU:HD12	2.24	0.47
1:EB:407:G:OP1	38:QC:115:ARG:NE	2.47	0.47
1:EB:540:G:H2'	1:EB:541:G:O4'	2.14	0.47
1:EB:748:C:O5'	1:EB:748:C:H6	1.97	0.47
1:EB:1077:G:N2	1:EB:1080:A:OP2	2.40	0.47
1:EB:1087:G:H2'	1:EB:1088:G:C8	2.48	0.47
1:EB:1320:C:C2	53:FD:36:ARG:NH1	2.83	0.47
2:FB:935:C:H2'	2:FB:936:C:C6	2.49	0.47
2:FB:1038:C:N4	2:FB:1117:G:H1	2.11	0.47
5:IB:264:LYS:O	5:IB:267:SER:OG	2.23	0.47
10:NB:82:ARG:HB2	10:NB:88:ILE:HD13	1.97	0.47
37:PC:83:ARG:O	37:PC:87:LEU:HB2	2.13	0.47
42:UC:112:LEU:HA	42:UC:134:ILE:HG12	1.96	0.47
44:WC:51:ARG:HB3	48:AD:45:ARG:HH21	1.79	0.47
50:CD:75:ARG:HB3	50:CD:80:PHE:HD2	1.79	0.47
55:HD:5:ASP:HB3	55:HD:8:THR:OG1	2.15	0.47
1:A:376:G:OP1	50:YA:5:ARG:HB2	2.14	0.47
1:A:1077:G:N2	1:A:1080:A:OP2	2.37	0.47
1:A:1296:C:N4	1:A:1297:C:H41	2.12	0.47
1:A:1320:C:H2'	1:A:1321:C:O4'	2.14	0.47
2:B:587:C:P	13:M:21:ARG:HH12	2.37	0.47
2:B:686:G:C2	31:EA:11:LYS:HD2	2.50	0.47
2:B:935:C:H2'	2:B:936:C:C6	2.50	0.47
2:B:1075:C:H5''	2:B:1076:C:C6	2.50	0.47
2:B:2052:G:H8	2:B:2052:G:O5'	1.98	0.47
2:B:2094:G:OP1	10:J:22:LYS:HG3	2.14	0.47
2:B:2210:G:C8	2:B:2211:G:N7	2.82	0.47
8:H:181:ARG:HA	28:BA:42:PHE:HZ	1.78	0.47
14:N:56:ARG:HG3	14:N:56:ARG:O	2.14	0.47
14:N:87:LYS:HG2	14:N:88:GLY:N	2.30	0.47
14:N:135:ASP:OD2	14:N:137:TYR:HB2	2.15	0.47
22:V:30:VAL:HG23	22:V:37:VAL:HG12	1.96	0.47
23:W:26:GLY:C	23:W:37:VAL:HG22	2.34	0.47
23:W:93:ASP:CA	23:W:131:ARG:HH12	2.23	0.47
36:KA:29:ALA:HA	36:KA:32:ILE:HB	1.96	0.47
1:EB:59:A:H1'	1:EB:354:G:N2	2.29	0.47
1:EB:584:G:H2'	1:EB:585:G:H8	1.79	0.47
1:EB:1219:U:OP1	48:AD:19:ARG:NH2	2.43	0.47
1:EB:1349:A:H5''	43:VC:118:LYS:HZ1	1.80	0.47
2:FB:265:A:H1'	2:FB:266:G:O4'	2.15	0.47

*Continued on next page...*

*Continued from previous page...*

Atom-1	Atom-2	Interatomic distance (Å)	Clash overlap (Å)
2:FB:748:G:C6	20:XB:90:ARG:NH1	2.82	0.47
2:FB:1464:C:H1'	2:FB:1529:A:H1'	1.95	0.47
2:FB:1654:A:H1'	2:FB:2823:A:H5'	1.95	0.47
2:FB:2124:G:O6	2:FB:2175:C:O2'	2.17	0.47
2:FB:2183:C:H2'	2:FB:2184:G:C8	2.49	0.47
2:FB:2402:C:OP2	2:FB:2402:C:C6	2.64	0.47
2:FB:2512:C:H5''	2:FB:2513:G:OP2	2.15	0.47
2:FB:2649:U:H2'	2:FB:2650:U:C6	2.48	0.47
2:FB:2795:G:H1'	2:FB:2802:G:N2	2.30	0.47
3:GB:89(A):G:H2'	3:GB:89(B):A:H8	1.79	0.47
5:IB:175:LEU:HD12	5:IB:185:VAL:HG21	1.96	0.47
8:LB:115:ARG:HB3	8:LB:115:ARG:HH21	1.79	0.47
9:MB:3:ARG:CZ	9:MB:4:ILE:H	2.28	0.47
9:MB:56:SER:OG	9:MB:57:ASP:N	2.46	0.47
20:XB:19:LEU:HD12	20:XB:19:LEU:HA	1.69	0.47
35:NC:186:ARG:HD3	35:NC:312:PHE:HD2	1.79	0.47
36:OC:75:LYS:CD	36:OC:75:LYS:H	2.26	0.47
37:PC:150:LYS:HG3	37:PC:169:ALA:HB2	1.96	0.47
37:PC:203:PHE:CZ	37:PC:206:GLU:HG3	2.41	0.47
55:HD:5:ASP:OD2	55:HD:8:THR:HG23	2.14	0.47
1:A:584:G:H2'	1:A:585:G:H8	1.80	0.47
1:A:685:G:N2	1:A:704:A:OP2	2.46	0.47
1:A:968:A:H8	1:A:968:A:OP1	1.98	0.47
1:A:1245:A:H8	1:A:1245:A:OP2	1.98	0.47
1:A:1465:C:H2'	1:A:1466:C:O4'	2.14	0.47
2:B:302:C:H2'	2:B:303:U:H6	1.80	0.47
2:B:1091:G:H2'	2:B:1091:G:N3	2.30	0.47
2:B:1787:A:H2'	2:B:1787:A:N3	2.29	0.47
2:B:2462:U:C2	2:B:2489:G:N2	2.83	0.47
16:P:27:SER:HA	16:P:88:ASP:OD2	2.15	0.47
17:Q:105:LEU:HD22	17:Q:106:SER:H	1.79	0.47
17:Q:109:GLU:HA	17:Q:112:ARG:NH2	2.30	0.47
23:W:126:VAL:HG11	23:W:161:VAL:HG22	1.96	0.47
27:AA:11:SER:OG	27:AA:13:ILE:HG13	2.15	0.47
27:AA:26:LEU:HD21	27:AA:46:ASN:HB3	1.96	0.47
29:CA:32:PRO:HB3	29:CA:37:LYS:HD3	1.96	0.47
35:JA:138:TYR:OH	35:JA:174:ARG:HD2	2.14	0.47
38:MA:18:LYS:CE	38:MA:21:LEU:H	2.26	0.47
38:MA:109:GLY:HA3	38:MA:165:MET:SD	2.55	0.47
38:MA:150:GLU:OE2	38:MA:153:ARG:HD2	2.14	0.47
47:VA:13:LYS:HG2	47:VA:14:ARG:H	1.79	0.47

*Continued on next page...*

*Continued from previous page...*

Atom-1	Atom-2	Interatomic distance (Å)	Clash overlap (Å)
1:EB:558:G:C8	1:EB:559:A:H2'	2.50	0.47
1:EB:1011:G:H1	1:EB:1018:C:H42	1.61	0.47
1:EB:1068:G:N2	1:EB:1191:A:N3	2.50	0.47
1:EB:1094:G:O2'	1:EB:1108:G:N2	2.47	0.47
2:FB:26:G:C6	2:FB:27:G:N1	2.82	0.47
2:FB:271(C):G:N7	2:FB:421:U:H2'	2.29	0.47
2:FB:1051:G:C6	2:FB:1052:C:C2	3.03	0.47
2:FB:1075:C:H5''	2:FB:1076:C:H6	1.80	0.47
2:FB:1608:A:HO2'	2:FB:1610:A:P	2.38	0.47
2:FB:1662:C:O2'	2:FB:2687:U:OP1	2.24	0.47
2:FB:2207:C:H2'	2:FB:2208:U:O4'	2.15	0.47
2:FB:2295:C:P	16:TB:10:ARG:HD3	2.54	0.47
3:GB:9:G:P	16:TB:25:ARG:HH22	2.37	0.47
5:IB:10:THR:HB	5:IB:11:PRO:HD2	1.95	0.47
6:JB:18:ASP:HA	17:UB:82:LEU:HD11	1.97	0.47
8:LB:44:GLY:N	8:LB:88:ILE:O	2.27	0.47
10:NB:84:GLY:N	10:NB:88:ILE:HG23	2.29	0.47
32:JC:4:MET:O	32:JC:64:TYR:HE2	1.97	0.47
35:NC:329:LEU:HG	35:NC:330:ASP:H	1.79	0.47
42:UC:19:VAL:HG23	42:UC:21:LYS:HG2	1.96	0.47
47:ZC:74:VAL:O	47:ZC:78:ILE:HG12	2.15	0.47
48:AD:26:ARG:NH1	48:AD:43:CYS:SG	2.87	0.47
1:A:9:G:H5''	39:NA:126:ARG:HD3	1.96	0.47
1:A:28:G:O2'	1:A:296:U:OP1	2.26	0.47
1:A:130:A:O2'	1:A:131:C:O5'	2.24	0.47
1:A:781:A:OP2	1:A:800:G:N2	2.36	0.47
1:A:940:C:H2'	1:A:941:G:C8	2.50	0.47
1:A:1265:G:N2	1:A:1270:C:N3	2.62	0.47
1:A:1397:C:N3	1:A:1402:4OC:OP1	2.48	0.47
1:A:1400:5MC:O5'	1:A:1400:5MC:H6	1.97	0.47
2:B:150:C:H2'	2:B:151:C:C6	2.50	0.47
2:B:637:A:N6	2:B:652:U:H4'	2.30	0.47
2:B:1914:C:OP2	2:B:1915:5MU:H71	2.13	0.47
2:B:2438:U:O2'	2:B:2440:C:OP1	2.28	0.47
7:G:132:VAL:HG12	7:G:139:PHE:HA	1.95	0.47
9:I:83:TYR:CD1	9:I:138:LYS:HD3	2.50	0.47
9:I:83:TYR:CE1	9:I:138:LYS:HD3	2.50	0.47
9:I:101:ARG:NH1	9:I:121:ILE:O	2.47	0.47
13:M:92:GLU:HA	13:M:123:LEU:HD21	1.97	0.47
14:N:135:ASP:OD2	14:N:137:TYR:CD2	2.66	0.47
28:BA:14:ILE:HB	28:BA:22:ILE:HB	1.97	0.47

*Continued on next page...*

*Continued from previous page...*

Atom-1	Atom-2	Interatomic distance (Å)	Clash overlap (Å)
35:JA:326:LEU:HD21	35:JA:339:MET:O	2.14	0.47
36:KA:46:LYS:HB3	36:KA:46:LYS:HZ3	1.77	0.47
42:QA:126:LYS:HA	42:QA:126:LYS:HD3	1.51	0.47
50:YA:20:VAL:HG13	50:YA:32:TYR:HB2	1.95	0.47
1:EB:582:U:H2'	1:EB:583:A:C8	2.49	0.47
1:EB:1137:C:H5'	1:EB:1138:G:N3	2.30	0.47
1:EB:1248:A:C2	43:VC:70:LYS:HD2	2.49	0.47
2:FB:300:A:H2'	2:FB:334:C:H1'	1.96	0.47
2:FB:1011:G:H4'	18:VB:75:ASN:HD22	1.80	0.47
2:FB:1831:G:C6	2:FB:1832:C:N4	2.83	0.47
2:FB:2052:G:O5'	2:FB:2052:G:H8	1.97	0.47
2:FB:2140:C:H1'	2:FB:2152:G:H1	1.80	0.47
2:FB:2189:U:H2'	2:FB:2190:G:C8	2.50	0.47
2:FB:2210:G:C8	2:FB:2211:G:N7	2.82	0.47
2:FB:2742:C:OP1	33:KC:35:ARG:NE	2.45	0.47
9:MB:164:TYR:N	9:MB:167:GLU:OE1	2.37	0.47
18:VB:45:TYR:O	18:VB:49:HIS:ND1	2.38	0.47
19:WB:80:GLN:HA	19:WB:82:ARG:NH1	2.30	0.47
23:AC:183:LEU:HD23	23:AC:186:GLU:OE1	2.15	0.47
36:OC:201:ILE:HD13	36:OC:201:ILE:HA	1.79	0.47
43:VC:47:LEU:HD23	43:VC:50:LEU:HB2	1.95	0.47
44:WC:24:VAL:HG22	44:WC:72:VAL:HG11	1.96	0.47
1:A:38:G:N2	1:A:397:A:H5''	2.22	0.47
1:A:92:G:H2'	1:A:93:U:O4'	2.15	0.47
1:A:159:G:O2'	1:A:161:A:N7	2.33	0.47
1:A:345:C:H3'	17:Q:41:ARG:NH1	2.29	0.47
1:A:722:A:N6	1:A:724:G:C2	2.82	0.47
1:A:1049:U:OP1	48:WA:3:ARG:HD2	2.15	0.47
1:A:1077:G:C2	1:A:1081:G:C6	3.03	0.47
1:A:1129:C:OP2	1:A:1129:C:H6	1.97	0.47
1:A:1330:U:O4	1:A:1331:G:N1	2.47	0.47
1:A:1453:G:C4'	1:A:1454:G:OP2	2.63	0.47
1:A:1483:A:H1'	2:B:1948:G:O4'	2.15	0.47
2:B:127:A:H5''	2:B:128:C:C6	2.50	0.47
2:B:270(W):G:C4	2:B:270(X):G:C8	3.03	0.47
2:B:573:G:O2'	2:B:574:C:H3'	2.14	0.47
2:B:667:U:H2'	2:B:668:G:O4'	2.14	0.47
2:B:782:A:N7	5:E:221:VAL:HG11	2.30	0.47
2:B:843:G:N2	2:B:936:C:C2	2.82	0.47
2:B:998:C:H2'	2:B:999:U:O4'	2.14	0.47
2:B:1175:U:H5	2:B:1177:A:C5	2.32	0.47

*Continued on next page...*

*Continued from previous page...*

Atom-1	Atom-2	Interatomic distance (Å)	Clash overlap (Å)
2:B:1248:G:C5	18:R:3:ARG:HB2	2.50	0.47
2:B:1356:G:H2'	2:B:1357:U:H6	1.79	0.47
2:B:1446:C:H2'	2:B:1447:G:C8	2.49	0.47
2:B:1608:A:HO2'	2:B:1610:A:P	2.37	0.47
2:B:2138:C:H2'	2:B:2139:C:C6	2.49	0.47
2:B:2531:A:N6	2:B:2532:G:C6	2.82	0.47
2:B:2648:C:H2'	2:B:2649:U:H6	1.80	0.47
4:D:13:C:H1'	4:D:23:C:H42	1.79	0.47
5:E:145:VAL:HB	5:E:155:LEU:HB2	1.95	0.47
5:E:146:GLU:HG2	5:E:190:TYR:O	2.15	0.47
6:F:111:ARG:HA	15:O:1:MET:SD	2.54	0.47
7:G:116:ASP:HA	7:G:119:ARG:HD3	1.96	0.47
9:I:8:PRO:HB3	9:I:51:ARG:HB3	1.95	0.47
9:I:46:GLU:HB2	9:I:49:VAL:HG12	1.95	0.47
13:M:89:ALA:O	13:M:91:PHE:N	2.48	0.47
16:P:49:VAL:HG11	16:P:77:ALA:HB2	1.95	0.47
17:Q:55:ASN:O	17:Q:55:ASN:ND2	2.45	0.47
22:V:98:VAL:HB	22:V:103:GLY:O	2.14	0.47
25:Y:54:ALA:O	25:Y:56:GLN:N	2.48	0.47
26:Z:16:LEU:O	26:Z:67:LYS:NZ	2.34	0.47
28:BA:69:LYS:HZ3	53:BB:43:GLU:HG2	1.79	0.47
29:CA:34:PRO:HA	29:CA:37:LYS:NZ	2.30	0.47
29:CA:50:GLY:O	29:CA:57:VAL:N	2.42	0.47
36:KA:53:ARG:HG2	36:KA:53:ARG:HH11	1.80	0.47
37:LA:8:ILE:HD13	37:LA:16:ARG:NH1	2.29	0.47
37:LA:134:ILE:O	37:LA:137:ALA:N	2.48	0.47
38:MA:18:LYS:NZ	38:MA:31:CYS:SG	2.78	0.47
42:QA:53:VAL:HB	42:QA:58:TYR:CD2	2.49	0.47
43:RA:31:GLN:HB3	43:RA:35:GLU:OE1	2.15	0.47
43:RA:51:ARG:HG2	43:RA:51:ARG:NH1	2.29	0.47
45:TA:67:ASP:OD2	45:TA:67:ASP:C	2.53	0.47
51:ZA:66:SER:HG	51:ZA:69:LYS:H	1.52	0.47
53:BB:31:ILE:H	53:BB:31:ILE:HD13	1.80	0.47
1:EB:41:G:H2'	1:EB:42:G:H8	1.79	0.47
1:EB:533:A:O2'	1:EB:535:A:OP2	2.32	0.47
1:EB:640:A:N3	42:UC:115:SER:HB2	2.29	0.47
1:EB:964:A:N3	1:EB:969:A:O2'	2.45	0.47
1:EB:1125:U:C5	44:WC:38:ILE:HG21	2.49	0.47
1:EB:1314:C:H2'	1:EB:1315:U:C6	2.50	0.47
2:FB:15:G:H1	2:FB:525:U:H3	1.61	0.47
2:FB:191:A:H2'	2:FB:192:C:C6	2.49	0.47

*Continued on next page...*



*Continued from previous page...*

Atom-1	Atom-2	Interatomic distance (Å)	Clash overlap (Å)
2:FB:782:A:N7	5:IB:221:VAL:HG11	2.29	0.47
2:FB:1523:U:H2'	2:FB:1524:G:H8	1.80	0.47
2:FB:1899:G:N3	2:FB:1899:G:H2'	2.30	0.47
2:FB:1919:A:C8	2:FB:1920:4OC:H5	2.50	0.47
2:FB:1927:A:H2'	2:FB:1928:A:C8	2.50	0.47
2:FB:2346:A:H5'	2:FB:2383:G:O4'	2.15	0.47
2:FB:2356:C:O3'	24:BC:20:ARG:HD3	2.15	0.47
3:GB:107:U:H2'	3:GB:108:C:H5''	1.95	0.47
15:SB:33:ARG:HG3	15:SB:33:ARG:O	2.15	0.47
17:UB:91:ARG:NH1	17:UB:120:ARG:HH12	2.13	0.47
22:ZB:9:LYS:HD2	22:ZB:29:GLU:HB2	1.97	0.47
23:AC:118:GLN:O	23:AC:120:ILE:HD12	2.15	0.47
25:CC:88:LYS:HE2	25:CC:92:LYS:NZ	2.30	0.47
26:DC:46:GLN:H	26:DC:46:GLN:HG2	1.40	0.47
29:GC:40:LYS:HE3	29:GC:44:THR:O	2.15	0.47
35:NC:324:LEU:HD11	35:NC:326:LEU:HD23	1.97	0.47
38:QC:98:GLU:HG3	38:QC:194:LEU:HD22	1.95	0.47
43:VC:5:TYR:OH	43:VC:7:THR:OG1	2.24	0.47
43:VC:9:ARG:NH1	43:VC:14:VAL:HG22	2.29	0.47
44:WC:23:ILE:HD12	44:WC:26:ALA:HB3	1.97	0.47
45:XC:96:ARG:HE	45:XC:96:ARG:HB2	1.55	0.47
48:AD:40:CYS:SG	48:AD:43:CYS:SG	3.13	0.47
50:CD:27:LYS:H	50:CD:27:LYS:HG3	1.37	0.47
53:FD:51:VAL:N	53:FD:58:VAL:HG22	2.29	0.47
1:A:817:C:H42	1:A:1529:G:H1	1.63	0.47
1:A:1397:C:O2'	1:A:1398:A:H5'	2.15	0.47
2:B:403:U:H4'	2:B:404:C:H5'	1.97	0.47
2:B:559:G:H21	18:R:49:HIS:CD2	2.32	0.47
2:B:674:G:O2'	7:G:74:ARG:HD3	2.15	0.47
2:B:1086:A:H5'	2:B:1087:G:H5'	1.97	0.47
2:B:1751:C:H2'	2:B:1752:C:C6	2.50	0.47
2:B:2346:A:H5'	2:B:2383:G:O4'	2.15	0.47
7:G:40:GLN:HE22	7:G:184:TYR:H	1.63	0.47
11:K:94:HIS:HA	11:K:96:GLU:OE2	2.15	0.47
20:T:31:GLU:O	20:T:35:ILE:HG13	2.15	0.47
35:JA:109:ARG:O	35:JA:171:VAL:HB	2.15	0.47
35:JA:329:LEU:CG	35:JA:330:ASP:H	2.27	0.47
36:KA:75:LYS:CD	36:KA:75:LYS:H	2.26	0.47
38:MA:98:GLU:HG3	38:MA:194:LEU:HD22	1.96	0.47
38:MA:192:GLU:CD	38:MA:192:GLU:H	2.18	0.47
55:DB:20:LYS:HE2	55:DB:20:LYS:HB3	1.64	0.47

*Continued on next page...*



*Continued from previous page...*

Atom-1	Atom-2	Interatomic distance (Å)	Clash overlap (Å)
1:EB:479:C:H2'	1:EB:480:U:C6	2.50	0.47
1:EB:575:G:H4'	1:EB:576:G:H5''	1.96	0.47
1:EB:702:A:N6	2:FB:1848:A:N1	2.63	0.47
1:EB:770:C:O2'	1:EB:899:C:N3	2.43	0.47
1:EB:1298:C:H2'	41:TC:114:ARG:HH12	1.80	0.47
2:FB:58:G:C6	2:FB:59:U:C4	3.03	0.47
2:FB:573:G:O2'	2:FB:574:C:H3'	2.15	0.47
2:FB:1309:G:O5'	2:FB:1309:G:H8	1.97	0.47
2:FB:1637:A:H4'	2:FB:2711:A:O2'	2.15	0.47
2:FB:1657:C:O2'	2:FB:1658:C:H5'	2.15	0.47
4:HB:65:C:H2'	4:HB:66:C:C6	2.50	0.47
6:JB:95:ILE:HG13	6:JB:96:PHE:CD2	2.50	0.47
8:LB:59:GLU:HB3	8:LB:144:ILE:HD12	1.96	0.47
14:RB:60:ARG:NH1	14:RB:60:ARG:HG3	2.30	0.47
25:CC:54:ALA:O	25:CC:56:GLN:N	2.48	0.47
29:GC:50:GLY:O	29:GC:57:VAL:N	2.40	0.47
35:NC:326:LEU:HD21	35:NC:339:MET:O	2.15	0.47
37:PC:139:GLN:HB3	37:PC:140:ARG:NH1	2.26	0.47
40:SC:100:ASN:N	52:ED:23:LYS:NZ	2.63	0.47
45:XC:109:VAL:HG12	52:ED:86:VAL:HG13	1.96	0.47
46:YC:117:ARG:HG2	46:YC:122:THR:HB	1.97	0.47
1:A:926:G:C6	1:A:1505:G:C6	3.03	0.47
1:A:1030:C:C5	1:A:1031:G:H1'	2.50	0.47
1:A:1062:U:H2'	1:A:1063:C:C5	2.49	0.47
2:B:479:A:N3	2:B:481:G:H5''	2.30	0.47
2:B:821:A:H2'	2:B:946:G:H5''	1.95	0.47
10:J:88:ILE:HD12	10:J:89:TYR:O	2.15	0.47
11:K:91:LEU:O	11:K:93:THR:N	2.47	0.47
11:K:96:GLU:O	11:K:100:GLU:HB2	2.15	0.47
13:M:98:GLU:H	13:M:98:GLU:CD	2.16	0.47
14:N:63:LYS:HD3	23:W:175:VAL:HG21	1.95	0.47
14:N:110:THR:OG1	14:N:113:GLN:HB2	2.14	0.47
17:Q:107:ASP:O	17:Q:110:ILE:HG22	2.13	0.47
25:Y:19:GLN:OE1	25:Y:19:GLN:HA	2.08	0.47
36:KA:97:TRP:HH2	36:KA:176:GLU:OE2	1.97	0.47
38:MA:202:LEU:HA	38:MA:205:GLU:OE2	2.15	0.47
43:RA:106:ALA:O	43:RA:108:VAL:HG23	2.15	0.47
45:TA:18:ARG:NH2	45:TA:35:PRO:O	2.46	0.47
47:VA:57:ARG:HB3	47:VA:57:ARG:HH11	1.80	0.47
52:AB:68:LYS:HA	52:AB:68:LYS:HZ2	1.79	0.47
1:EB:715:A:H2'	1:EB:716:A:H8	1.80	0.47

*Continued on next page...*

*Continued from previous page...*

Atom-1	Atom-2	Interatomic distance (Å)	Clash overlap (Å)
1:EB:877:C:O2'	42:UC:3:THR:OG1	2.18	0.47
1:EB:1054:C:N4	34:LC:22:A:H61	2.13	0.47
1:EB:1422:G:H2'	1:EB:1423:G:C8	2.50	0.47
2:FB:574:C:C4	2:FB:2033:A:H5''	2.50	0.47
2:FB:1091:G:H2'	2:FB:1091:G:N3	2.30	0.47
2:FB:1762:A:H4'	2:FB:1762:A:OP1	2.14	0.47
11:OB:114:ARG:O	11:OB:118:LYS:HG3	2.15	0.47
11:OB:128:HIS:HA	11:OB:129:PRO:HD3	1.71	0.47
17:UB:74:ARG:NH1	17:UB:76:PHE:CE1	2.79	0.47
25:CC:40:ARG:NH2	25:CC:42:GLN:HG2	2.30	0.47
28:FC:9:LEU:HG	28:FC:27:THR:HG22	1.96	0.47
35:NC:213:GLU:HG2	35:NC:279:HIS:CE1	2.50	0.47
35:NC:262:SER:OG	35:NC:265:LYS:HB2	2.14	0.47
38:QC:18:LYS:HG3	38:QC:20:TYR:N	2.29	0.47
39:RC:6:PHE:O	39:RC:7:GLU:HB2	2.15	0.47
40:SC:20:ALA:O	40:SC:23:LYS:N	2.48	0.47
51:DD:13:ASP:OD2	51:DD:14:LYS:NZ	2.48	0.47
55:HD:6:ARG:HG3	55:HD:6:ARG:NH1	2.29	0.47
1:A:96:G:C6	1:A:97:U:C4	3.03	0.47
1:A:247:G:OP2	51:ZA:100:LYS:N	2.44	0.47
1:A:748:C:H4'	1:A:749:C:O5'	2.15	0.47
1:A:998(B):C:N4	1:A:1042:G:H1	2.13	0.47
1:A:1179:A:H2'	1:A:1180:A:O4'	2.15	0.47
1:A:1342:C:H2'	1:A:1343:G:C8	2.50	0.47
2:B:571:A:C8	2:B:2030:A:N6	2.82	0.47
2:B:1115:G:C2	2:B:1116:C:C2	3.03	0.47
2:B:1651:G:C2	2:B:1652:A:C4	3.03	0.47
2:B:2753:A:O2'	33:GA:15:LYS:NZ	2.47	0.47
3:C:90:C:OP1	14:N:16:ARG:NH2	2.48	0.47
8:H:8:LYS:HZ1	8:H:9:ARG:HG3	1.79	0.47
10:J:74:ASN:OD1	10:J:75:LEU:N	2.48	0.47
12:L:65:THR:OG1	12:L:66:LYS:N	2.43	0.47
15:O:10:LEU:O	15:O:12:ARG:HG3	2.15	0.47
20:T:62:HIS:O	20:T:64:MET:N	2.48	0.47
35:JA:262:SER:OG	35:JA:265:LYS:HB2	2.15	0.47
47:VA:34:LEU:HD13	47:VA:41:PRO:HG3	1.96	0.47
48:WA:53:LEU:HA	48:WA:53:LEU:HD13	1.68	0.47
1:EB:85:U:H5	1:EB:86:U:C6	2.33	0.47
1:EB:420:U:H2'	1:EB:422:C:C5	2.49	0.47
1:EB:435:C:H2'	1:EB:436:C:C6	2.50	0.47
1:EB:722:A:N6	1:EB:724:G:C2	2.82	0.47

*Continued on next page...*

*Continued from previous page...*

Atom-1	Atom-2	Interatomic distance (Å)	Clash overlap (Å)
1:EB:932:C:H4'	41:TC:4:ARG:NH1	2.30	0.47
1:EB:987:G:H1	1:EB:1218:C:H42	1.63	0.47
2:FB:67:U:H2'	2:FB:68:G:C8	2.50	0.47
2:FB:871:U:OP1	14:RB:5:ARG:HG3	2.15	0.47
2:FB:1287:A:OP1	15:SB:105:ARG:HB3	2.15	0.47
2:FB:1321:A:H2'	2:FB:1322:A:C8	2.50	0.47
5:IB:37:LEU:HD12	5:IB:38:LYS:N	2.31	0.47
7:KB:116:ASP:HA	7:KB:119:ARG:HD3	1.96	0.47
14:RB:43:THR:N	14:RB:46:GLN:OE1	2.44	0.47
21:YB:93:GLU:N	21:YB:93:GLU:OE2	2.48	0.47
38:QC:11:LEU:HD23	38:QC:66:ARG:HD3	1.97	0.47
38:QC:12:CYS:SG	38:QC:18:LYS:HE3	2.55	0.47
46:YC:52:LEU:H	46:YC:52:LEU:HD22	1.80	0.47
47:ZC:12:ASN:O	47:ZC:44:ARG:HD3	2.14	0.47
47:ZC:14:ARG:HA	47:ZC:44:ARG:HG2	1.97	0.47
1:A:9:G:H5'	39:NA:122:GLU:OE1	2.15	0.46
1:A:295:C:H2'	1:A:296:U:O4'	2.15	0.46
1:A:932:C:H4'	41:PA:4:ARG:NH1	2.30	0.46
2:B:15:G:H1	2:B:525:U:H3	1.63	0.46
2:B:922:U:H2'	2:B:923:C:C6	2.51	0.46
2:B:971:C:OP1	2:B:989:G:N2	2.33	0.46
2:B:2792:G:H22	2:B:2805:G:H1'	1.80	0.46
3:C:11:C:H3'	3:C:12:C:C6	2.49	0.46
8:H:173:LEU:HD23	8:H:173:LEU:HA	1.75	0.46
35:JA:114:GLU:HB3	35:JA:204:ALA:O	2.15	0.46
36:KA:87:ARG:NH2	36:KA:230:VAL:HB	2.30	0.46
36:KA:141:GLU:O	36:KA:145:LEU:HB2	2.15	0.46
43:RA:9:ARG:NH1	43:RA:14:VAL:HG22	2.30	0.46
47:VA:20:THR:C	47:VA:22:ILE:H	2.19	0.46
50:YA:20:VAL:HG22	50:YA:32:TYR:HD1	1.80	0.46
1:EB:723:U:O2'	1:EB:724:G:O5'	2.27	0.46
1:EB:790:A:OP1	4:MC:38:A:O2'	2.19	0.46
1:EB:925:G:C2	1:EB:927:G:C8	3.03	0.46
2:FB:50:U:H4'	2:FB:51:G:OP2	2.15	0.46
2:FB:444:C:H1'	7:KB:49:ALA:HA	1.96	0.46
2:FB:1667:G:O2'	2:FB:1991:U:O4	2.26	0.46
2:FB:1750:G:N3	2:FB:2860:A:H2	2.12	0.46
2:FB:2166:G:N2	2:FB:2167:U:O4	2.48	0.46
2:FB:2712:U:O2'	2:FB:2712(A):A:H5''	2.15	0.46
4:HB:45:G:H2'	4:HB:46:G:C8	2.49	0.46
5:IB:226:MET:H	5:IB:226:MET:HG2	1.38	0.46

*Continued on next page...*

*Continued from previous page...*

Atom-1	Atom-2	Interatomic distance (Å)	Clash overlap (Å)
7:KB:40:GLN:O	7:KB:44:ARG:HG2	2.15	0.46
12:PB:66:LYS:HB2	12:PB:82:ASN:OD1	2.15	0.46
16:TB:32:LEU:H	16:TB:32:LEU:HG	1.33	0.46
23:AC:24:LEU:HB2	23:AC:41:LEU:HD13	1.97	0.46
4:MC:18:G:H1'	4:MC:58:A:H2	1.79	0.46
36:OC:70:PHE:CE1	36:OC:163:PHE:HD1	2.33	0.46
36:OC:178:ARG:NH2	42:UC:74:PRO:HB3	2.30	0.46
38:QC:22:LYS:HD2	38:QC:25:ARG:HD3	1.97	0.46
38:QC:41:GLY:C	38:QC:43:HIS:H	2.19	0.46
45:XC:18:ARG:NH2	45:XC:35:PRO:O	2.48	0.46
47:ZC:89:GLY:O	47:ZC:93:ARG:HB2	2.15	0.46
1:A:252:U:H5'	1:A:253:U:OP2	2.16	0.46
1:A:684:A:O2'	45:TA:39:PRO:O	2.31	0.46
1:A:769:G:H4'	1:A:1513:A:H4'	1.96	0.46
1:A:937:A:H5''	1:A:938:A:OP2	2.15	0.46
1:A:1124:G:H21	1:A:1127:G:H22	1.62	0.46
1:A:1265:G:C2	1:A:1266:G:H1'	2.51	0.46
1:A:1278:U:H5''	1:A:1279:A:O4'	2.15	0.46
1:A:1349:A:H5''	43:RA:118:LYS:HZ1	1.80	0.46
2:B:1047:G:O2'	2:B:1110:G:N2	2.47	0.46
2:B:1445:C:H2'	2:B:1446:C:C6	2.50	0.46
9:I:127:GLU:HB2	9:I:128:PRO:HD2	1.96	0.46
12:L:98:VAL:HG11	12:L:114:ILE:HG23	1.97	0.46
13:M:31:ALA:O	13:M:33:ARG:N	2.48	0.46
35:JA:121:GLY:O	35:JA:124:ALA:N	2.47	0.46
35:JA:213:GLU:HG2	35:JA:279:HIS:CE1	2.49	0.46
37:LA:19:GLU:HB2	48:WA:52:GLN:HG2	1.97	0.46
38:MA:101:LEU:HD13	38:MA:133:VAL:HG11	1.97	0.46
41:PA:76:ARG:HD3	41:PA:76:ARG:HA	1.76	0.46
42:QA:28:ALA:HB3	42:QA:57:PRO:HB2	1.96	0.46
44:SA:40:LEU:HG	44:SA:41:PRO:HD2	1.96	0.46
45:TA:109:VAL:HG12	52:AB:86:VAL:HG13	1.96	0.46
48:WA:24:CYS:SG	48:WA:27:CYS:SG	3.14	0.46
55:DB:18:TYR:CD1	55:DB:22:ARG:HG2	2.50	0.46
1:EB:986:A:O2'	53:FD:55:LYS:HD2	2.15	0.46
1:EB:1265:G:C2	1:EB:1266:G:H1'	2.51	0.46
2:FB:1914:C:OP2	2:FB:1915:5MU:H71	2.16	0.46
2:FB:2345:G:N3	2:FB:2381:C:H2'	2.30	0.46
5:IB:253:GLN:HB2	5:IB:257:LEU:HD22	1.95	0.46
8:LB:136:ARG:H	8:LB:136:ARG:CZ	2.29	0.46
13:QB:92:GLU:HA	13:QB:123:LEU:HD21	1.97	0.46

*Continued on next page...*

*Continued from previous page...*

Atom-1	Atom-2	Interatomic distance (Å)	Clash overlap (Å)
38:QC:18:LYS:CE	38:QC:21:LEU:H	2.26	0.46
38:QC:88:VAL:HG13	39:RC:97:GLY:HA3	1.98	0.46
45:XC:31:THR:HG23	45:XC:42:TRP:HB3	1.96	0.46
47:ZC:13:LYS:HG2	47:ZC:14:ARG:H	1.80	0.46
51:DD:43:LEU:HD23	51:DD:43:LEU:HA	1.62	0.46
1:A:1126:U:O2	1:A:1280:A:H5'	2.15	0.46
1:A:1244:C:OP1	55:DB:9:ARG:HB2	2.15	0.46
2:B:847:U:OP2	2:B:929:G:O6	2.33	0.46
2:B:848:G:H2'	2:B:849:A:C8	2.51	0.46
2:B:1051:G:C6	2:B:1052:C:C2	3.03	0.46
2:B:1586:A:H2'	2:B:1587:A:O4'	2.14	0.46
2:B:1607:C:H4'	2:B:1608:A:C5'	2.45	0.46
2:B:2315:G:H21	8:H:128:ARG:HH22	1.63	0.46
3:C:66:A:H61	3:C:108:C:H5''	1.79	0.46
10:J:64:GLU:N	10:J:64:GLU:OE2	2.49	0.46
15:O:47:PHE:O	15:O:51:LEU:HG	2.15	0.46
36:KA:167:PRO:HG2	36:KA:192:SER:HB2	1.97	0.46
36:KA:205:ASP:HA	36:KA:211:ILE:HD11	1.97	0.46
42:QA:121:ASP:HB2	42:QA:125:ARG:NH2	2.30	0.46
46:UA:25:PRO:O	46:UA:28:LYS:HE2	2.16	0.46
1:EB:417:C:H2'	1:EB:418:C:H6	1.79	0.46
1:EB:661:G:H1	1:EB:744:C:H42	1.63	0.46
1:EB:753:A:H5'	1:EB:754:C:H5	1.79	0.46
1:EB:868:C:H2'	1:EB:869:G:O4'	2.14	0.46
1:EB:1030:C:C5	1:EB:1031:G:H1'	2.50	0.46
1:EB:1077:G:C2	1:EB:1081:G:C6	3.02	0.46
1:EB:1278:U:H5''	1:EB:1279:A:O4'	2.15	0.46
2:FB:155:C:H3'	2:FB:155:C:OP2	2.16	0.46
2:FB:355:G:C2	2:FB:356:G:C8	3.04	0.46
2:FB:619:G:H5''	2:FB:620:G:OP2	2.15	0.46
2:FB:667:U:H2'	2:FB:668:G:O4'	2.16	0.46
2:FB:844:C:O5'	2:FB:845:G:N2	2.48	0.46
2:FB:1045:A:C5'	2:FB:1111:A:H61	2.28	0.46
2:FB:1386:C:H2'	2:FB:1387:C:C6	2.51	0.46
2:FB:2314:C:H4'	8:LB:38:VAL:HG21	1.97	0.46
3:GB:48:A:H2'	3:GB:49:C:C6	2.50	0.46
5:IB:246:PRO:HB2	5:IB:254:THR:HG22	1.97	0.46
6:JB:47:VAL:O	6:JB:49:LEU:HD23	2.16	0.46
9:MB:105:LEU:H	9:MB:113:VAL:HB	1.79	0.46
10:NB:8:PRO:HD3	10:NB:15:VAL:HB	1.95	0.46
12:PB:13:ASN:ND2	12:PB:97:ARG:HB2	2.31	0.46

*Continued on next page...*

*Continued from previous page...*

Atom-1	Atom-2	Interatomic distance (Å)	Clash overlap (Å)
17:UB:39:ARG:HB3	17:UB:39:ARG:HH11	1.80	0.46
32:JC:63:PRO:HG2	32:JC:64:TYR:CD2	2.51	0.46
41:TC:32:ARG:HG3	41:TC:33:ASP:OD2	2.14	0.46
46:YC:25:PRO:O	46:YC:28:LYS:HE2	2.15	0.46
47:ZC:61:GLU:OE1	47:ZC:62:ASN:ND2	2.49	0.46
50:CD:20:VAL:HG13	50:CD:32:TYR:HB2	1.97	0.46
55:HD:18:TYR:CD1	55:HD:22:ARG:HG2	2.49	0.46
1:A:170:U:H2'	1:A:171:A:H8	1.79	0.46
1:A:452:A:H4'	50:YA:72:ARG:HH12	1.81	0.46
1:A:1297:C:H4'	1:A:1298:C:H5'	1.96	0.46
2:B:18:C:O2'	2:B:553:U:OP1	2.33	0.46
2:B:117:G:H5''	2:B:118:A:OP2	2.16	0.46
2:B:270(U):G:H2'	2:B:270(V):C:C6	2.51	0.46
2:B:822:U:H2'	2:B:823:G:H8	1.80	0.46
2:B:1222:C:H42	2:B:1227:G:H1	1.63	0.46
2:B:1278:A:OP1	15:O:36:THR:HG23	2.16	0.46
2:B:2521:C:H2'	2:B:2522:U:C6	2.51	0.46
3:C:90:C:H5'	14:N:16:ARG:HH22	1.80	0.46
3:C:111:U:H2'	3:C:112:G:C8	2.51	0.46
5:E:108:PRO:HG2	5:E:111:LEU:HB2	1.97	0.46
6:F:108:SER:OG	6:F:163:GLU:HG3	2.15	0.46
8:H:59:GLU:HB3	8:H:144:ILE:HD12	1.98	0.46
8:H:77:ILE:H	8:H:82:LEU:HB2	1.81	0.46
9:I:103:LEU:HD21	9:I:105:LEU:HD21	1.97	0.46
19:S:85:LYS:NZ	19:S:85:LYS:HB3	2.31	0.46
20:T:11:ARG:HH12	20:T:98:LYS:C	2.19	0.46
35:JA:316:ARG:HA	35:JA:327:TYR:HA	1.96	0.46
36:KA:68:ILE:HD12	36:KA:161:ALA:HB3	1.98	0.46
38:MA:13:ARG:HB2	38:MA:40:PRO:HD3	1.97	0.46
38:MA:127:THR:HB	38:MA:132:ARG:HA	1.96	0.46
38:MA:160:GLN:O	38:MA:163:GLU:HB3	2.15	0.46
42:QA:97:VAL:HG21	42:QA:128:GLY:HA2	1.97	0.46
43:RA:79:LEU:CD1	43:RA:83:ARG:HH12	2.27	0.46
44:SA:51:ARG:HA	48:WA:45:ARG:HE	1.79	0.46
55:DB:6:ARG:HG3	55:DB:6:ARG:NH1	2.30	0.46
1:EB:92:G:H2'	1:EB:93:U:O4'	2.13	0.46
1:EB:467:G:O6	1:EB:468:A:N6	2.48	0.46
1:EB:792:A:O2'	1:EB:794:A:N7	2.40	0.46
1:EB:1126:U:O2	1:EB:1280:A:H5'	2.16	0.46
1:EB:1478:C:H2'	1:EB:1479:C:C6	2.50	0.46
2:FB:72:U:N3	26:DC:62:THR:HG23	2.31	0.46

*Continued on next page...*

*Continued from previous page...*

Atom-1	Atom-2	Interatomic distance (Å)	Clash overlap (Å)
2:FB:213:A:O2'	2:FB:214:G:H5'	2.15	0.46
2:FB:787:U:H5''	2:FB:788:A:H5'	1.96	0.46
2:FB:1400:G:C6	2:FB:1401:G:C6	3.03	0.46
4:HB:16:C:H3'	4:HB:16:C:OP2	2.15	0.46
5:IB:6:PHE:CE1	5:IB:13:ARG:NH1	2.83	0.46
10:NB:50:ARG:O	10:NB:54:GLN:HG2	2.15	0.46
26:DC:21:LEU:O	26:DC:25:VAL:HG12	2.13	0.46
26:DC:53:LEU:HD23	26:DC:53:LEU:HA	1.63	0.46
38:QC:127:THR:OG1	38:QC:130:GLY:O	2.30	0.46
38:QC:158:ILE:O	38:QC:162:LEU:HB2	2.15	0.46
41:TC:54:THR:HB	41:TC:56:GLN:HG3	1.98	0.46
41:TC:77:SER:HB3	41:TC:84:ASN:OD1	2.16	0.46
42:UC:97:VAL:HG21	42:UC:128:GLY:HA2	1.97	0.46
53:FD:41:VAL:HG12	53:FD:44:MET:HG3	1.97	0.46
1:A:1279:A:C2	44:SA:43:ARG:NH1	2.83	0.46
1:A:1384:C:H2'	1:A:1385:G:H8	1.79	0.46
2:B:101:G:O3'	26:Z:7:ARG:NH2	2.49	0.46
2:B:629:G:H1	2:B:634:C:H42	1.63	0.46
2:B:833:U:H2'	2:B:834:C:H6	1.80	0.46
2:B:849:A:N6	2:B:929:G:O2'	2.42	0.46
2:B:1384:A:N3	2:B:1405:U:H1'	2.30	0.46
2:B:1750:G:N3	2:B:2860:A:H2	2.14	0.46
2:B:2093:G:O6	2:B:2225:A:H2'	2.15	0.46
2:B:2847:U:O4	2:B:2848:G:N1	2.49	0.46
4:D:65:C:H2'	4:D:66:C:C6	2.50	0.46
5:E:260:ARG:HG2	5:E:261:LYS:O	2.15	0.46
18:R:6:THR:HG21	18:R:10:ARG:NH1	2.31	0.46
37:LA:83:ARG:O	37:LA:87:LEU:HB2	2.15	0.46
40:OA:40:VAL:HG13	40:OA:63:TYR:CD1	2.50	0.46
49:XA:36:ILE:HD12	49:XA:63:ARG:HD3	1.97	0.46
52:AB:30:ASP:HB3	52:AB:33:ASP:HB2	1.97	0.46
1:EB:410:G:H2'	1:EB:429:U:C4	2.50	0.46
1:EB:518:C:C5	1:EB:530:G:C4	3.03	0.46
1:EB:709:G:H2'	1:EB:710:G:H8	1.80	0.46
1:EB:1118:C:H1'	1:EB:1179:A:C4	2.50	0.46
1:EB:1453:G:C4'	1:EB:1454:G:OP2	2.63	0.46
2:FB:55:G:H2'	2:FB:56:A:H8	1.81	0.46
2:FB:247:G:H4'	2:FB:386:G:C5	2.51	0.46
2:FB:253:C:H2'	2:FB:254:G:O4'	2.15	0.46
2:FB:398:G:H2'	2:FB:399:G:H8	1.78	0.46
2:FB:711:G:N2	2:FB:720:C:N3	2.55	0.46

*Continued on next page...*



*Continued from previous page...*

Atom-1	Atom-2	Interatomic distance (Å)	Clash overlap (Å)
2:FB:875:G:H4'	23:AC:170:THR:HG21	1.98	0.46
2:FB:1464:C:H2'	2:FB:1465:G:C8	2.51	0.46
2:FB:2075:U:C4	2:FB:2238:G:C6	3.04	0.46
4:HB:1:C:N4	4:HB:72:A:H61	2.11	0.46
6:JB:111:ARG:HA	15:SB:1:MET:SD	2.56	0.46
10:NB:64:GLU:N	10:NB:64:GLU:OE2	2.48	0.46
14:RB:16:ARG:HD2	14:RB:16:ARG:HA	1.60	0.46
14:RB:110:THR:OG1	14:RB:113:GLN:HB2	2.15	0.46
16:TB:35:ILE:HG21	16:TB:66:ALA:HB2	1.98	0.46
17:UB:112:ARG:HB3	17:UB:112:ARG:CZ	2.44	0.46
21:YB:84:ALA:O	21:YB:87:GLN:HB2	2.16	0.46
26:DC:60:LEU:O	26:DC:64:LEU:N	2.43	0.46
28:FC:14:ILE:HB	28:FC:22:ILE:HB	1.97	0.46
36:OC:109:SER:HA	36:OC:112:VAL:HB	1.98	0.46
37:PC:86:VAL:HA	37:PC:89:GLU:HB2	1.97	0.46
38:QC:61:LYS:HG2	38:QC:203:VAL:HG13	1.98	0.46
41:TC:69:VAL:HA	41:TC:138:LYS:HG3	1.96	0.46
51:DD:9:VAL:HG13	51:DD:56:VAL:HG22	1.98	0.46
53:FD:49:ILE:HG21	53:FD:71:LEU:HD11	1.98	0.46
1:A:479:C:H2'	1:A:480:U:C6	2.51	0.46
1:A:828:A:H4'	1:A:828:A:OP1	2.15	0.46
1:A:986:A:O2'	53:BB:55:LYS:HD2	2.15	0.46
1:A:1162:C:H2'	1:A:1163:C:C5	2.51	0.46
1:A:1167:A:H2'	1:A:1169:A:C8	2.50	0.46
2:B:459:U:H4'	31:EA:40:TRP:CZ3	2.51	0.46
2:B:588:U:H5'	13:M:16:ARG:HH12	1.79	0.46
2:B:1085:A:C2	2:B:1086:A:H1'	2.50	0.46
2:B:1112:G:H2'	2:B:1113:U:C6	2.51	0.46
2:B:1535:U:H3'	2:B:1537:C:H42	1.81	0.46
2:B:1762:A:OP1	2:B:1762:A:H4'	2.14	0.46
2:B:1789:A:H2'	2:B:1790:C:O4'	2.15	0.46
2:B:2581:G:H4'	2:B:2582:G:C8	2.50	0.46
7:G:31:HIS:HB2	13:M:9:ASN:OD1	2.15	0.46
22:V:9:LYS:HA	22:V:10:GLY:HA2	1.51	0.46
22:V:13:VAL:HG12	22:V:74:PRO:HA	1.97	0.46
27:AA:8:LEU:HB2	27:AA:28:LEU:HD13	1.97	0.46
27:AA:40:THR:HG23	27:AA:43:ILE:HD12	1.98	0.46
4:IA:27:U:H2'	4:IA:28:C:C6	2.51	0.46
38:MA:103:ASN:O	38:MA:106:TYR:HB3	2.16	0.46
46:UA:117:ARG:HG2	46:UA:122:THR:HB	1.98	0.46
1:EB:266:G:H3'	51:DD:67:LYS:HB2	1.98	0.46

*Continued on next page...*



*Continued from previous page...*

Atom-1	Atom-2	Interatomic distance (Å)	Clash overlap (Å)
1:EB:1136:U:H4'	1:EB:1137:C:OP2	2.16	0.46
1:EB:1179:A:H2'	1:EB:1180:A:O4'	2.16	0.46
1:EB:1241:G:H2'	1:EB:1242:C:C6	2.51	0.46
1:EB:1292:U:H2'	1:EB:1293:G:C8	2.49	0.46
2:FB:1058:G:O6	2:FB:1088:A:H4'	2.16	0.46
2:FB:1510:A:C6	2:FB:1511:A:N6	2.84	0.46
7:KB:182:ASN:O	7:KB:186:ILE:HG13	2.16	0.46
15:SB:67:LEU:HD12	15:SB:76:VAL:HG21	1.96	0.46
24:BC:2:ALA:N	4:MC:75:C:H2'	2.31	0.46
31:IC:29:LYS:NZ	31:IC:29:LYS:HB3	2.31	0.46
37:PC:186:PHE:CE2	37:PC:188:LEU:HB2	2.50	0.46
46:YC:84:LEU:HB2	46:YC:105:TYR:CD2	2.50	0.46
47:ZC:54:VAL:HA	47:ZC:57:ARG:HH12	1.81	0.46
47:ZC:84:ILE:HG13	47:ZC:85:GLY:H	1.80	0.46
1:A:42:G:H1	1:A:400:C:H42	1.62	0.46
1:A:126:G:OP1	1:A:605:U:O2'	2.31	0.46
1:A:410:G:H2'	1:A:429:U:C4	2.50	0.46
1:A:1358:U:H5''	48:WA:34:TYR:HA	1.98	0.46
2:B:1045:A:H5''	2:B:1111:A:H61	1.81	0.46
2:B:1424:G:H2'	2:B:1425:G:O4'	2.15	0.46
2:B:1464:C:H2'	2:B:1465:G:C8	2.51	0.46
10:J:81:VAL:HB	10:J:83:ALA:HB2	1.97	0.46
23:W:52:SER:HG	23:W:53:ILE:H	1.63	0.46
24:X:33:ALA:N	24:X:64:ASP:OD1	2.48	0.46
32:FA:34:TRP:HE3	32:FA:34:TRP:H	1.63	0.46
4:IA:48:C:O2'	4:IA:59:A:O2'	2.32	0.46
36:KA:155:LEU:HD23	36:KA:159:PRO:HD3	1.97	0.46
46:UA:84:LEU:HB2	46:UA:105:TYR:CD2	2.50	0.46
54:CB:59:ALA:O	54:CB:63:ILE:HG13	2.16	0.46
1:EB:555:C:H2'	1:EB:556:C:C6	2.51	0.46
1:EB:671:G:C2	1:EB:672:U:C2	3.04	0.46
1:EB:1298:C:C6	41:TC:114:ARG:NH1	2.84	0.46
1:EB:1422:G:H2'	1:EB:1423:G:H8	1.80	0.46
2:FB:1288:U:C2	2:FB:1327:C:O2	2.69	0.46
2:FB:2134:A:OP2	2:FB:2156:G:N2	2.49	0.46
2:FB:2135:A:H61	2:FB:2155:G:H22	1.62	0.46
2:FB:2166:G:H2'	2:FB:2167:U:H5''	1.97	0.46
2:FB:2262:U:P	24:BC:19:LYS:NZ	2.89	0.46
2:FB:2401:U:H3'	2:FB:2402:C:C6	2.51	0.46
2:FB:2869:G:H2'	2:FB:2870:C:O4'	2.16	0.46
3:GB:21:G:C6	3:GB:22:U:C2	3.03	0.46

*Continued on next page...*

*Continued from previous page...*

Atom-1	Atom-2	Interatomic distance (Å)	Clash overlap (Å)
14:RB:110:THR:HG1	14:RB:113:GLN:HB2	1.81	0.46
22:ZB:86:ARG:HG2	22:ZB:87:LYS:H	1.79	0.46
32:JC:34:TRP:HE3	32:JC:34:TRP:H	1.64	0.46
38:QC:192:GLU:H	38:QC:192:GLU:CD	2.18	0.46
47:ZC:57:ARG:NH1	47:ZC:57:ARG:HB3	2.31	0.46
51:DD:27:PHE:CE1	51:DD:36:ILE:HD11	2.51	0.46
52:ED:30:ASP:HB3	52:ED:33:ASP:HB2	1.98	0.46
53:FD:27:GLU:HA	53:FD:28:LYS:HA	1.60	0.46
54:GD:17:ARG:HE	54:GD:17:ARG:HB2	1.59	0.46
54:GD:32:ALA:O	54:GD:36:LEU:HB2	2.15	0.46
1:A:685:G:N1	1:A:704:A:OP2	2.43	0.46
1:A:973:G:H1'	44:SA:54:PHE:HD1	1.80	0.46
1:A:979:C:H41	1:A:1360:A:H62	1.64	0.46
1:A:998(B):C:N3	1:A:1042:G:N2	2.62	0.46
1:A:1118:C:H1'	1:A:1179:A:C4	2.50	0.46
1:A:1347:G:O2'	1:A:1373:G:O6	2.24	0.46
2:B:123:G:H2'	2:B:124:G:O4'	2.16	0.46
2:B:1453:A:O3'	15:O:77:ARG:NH1	2.49	0.46
2:B:1466:G:C2'	2:B:1547:C:H41	2.29	0.46
2:B:1493:C:C4	2:B:2210:G:C4	3.03	0.46
2:B:2290:G:C6	2:B:2291:U:N3	2.84	0.46
2:B:2344:U:H3'	30:DA:37:ARG:HB2	1.97	0.46
2:B:2708:G:OP1	15:O:68:ARG:NH1	2.45	0.46
8:H:120:LEU:N	8:H:179:PRO:O	2.49	0.46
34:HA:22:A:H62	35:JA:195:ARG:CG	2.29	0.46
39:NA:51:VAL:HB	39:NA:52:PRO:HD3	1.97	0.46
1:EB:446:G:H2'	1:EB:447:G:C8	2.50	0.46
1:EB:959:A:H5''	1:EB:960:U:OP2	2.16	0.46
1:EB:1167:A:H8	1:EB:1167:A:OP1	1.99	0.46
2:FB:242:G:C8	32:JC:5:LYS:HG2	2.50	0.46
2:FB:323:G:H2'	7:KB:169:ASN:HD21	1.80	0.46
2:FB:665:C:H2'	2:FB:666:G:H8	1.80	0.46
2:FB:1047:G:O2'	2:FB:1110:G:N2	2.47	0.46
2:FB:1638:C:H1'	2:FB:2698:U:O2'	2.16	0.46
2:FB:2387:U:H1'	24:BC:41:ARG:HE	1.81	0.46
8:LB:35:GLU:OE2	8:LB:160:VAL:HG12	2.16	0.46
9:MB:111:HIS:H	9:MB:111:HIS:HD2	1.62	0.46
12:PB:88:ASN:HD21	12:PB:90:GLN:HB2	1.80	0.46
22:ZB:38:ILE:HD11	22:ZB:64:GLU:HB3	1.96	0.46
28:FC:67:TYR:HE1	53:FD:41:VAL:HG21	1.81	0.46
37:PC:82:GLU:HA	37:PC:82:GLU:OE2	2.16	0.46

*Continued on next page...*

*Continued from previous page...*

Atom-1	Atom-2	Interatomic distance (Å)	Clash overlap (Å)
40:SC:45:LEU:HD11	40:SC:57:GLN:HB3	1.98	0.46
1:A:423:G:H3'	1:A:423:G:N3	2.31	0.46
1:A:424:G:H2'	1:A:425:G:H8	1.80	0.46
1:A:1261:A:N6	1:A:1262:C:O2	2.48	0.46
1:A:1287:A:C2	1:A:1353:G:H1'	2.50	0.46
1:A:1437:C:H2'	1:A:1438:G:H8	1.80	0.46
1:A:1478:C:H2'	1:A:1479:C:H6	1.80	0.46
2:B:300:A:H2'	2:B:334:C:H1'	1.97	0.46
2:B:604:G:C6	2:B:625:G:C2	3.03	0.46
2:B:1011:G:H4'	18:R:75:ASN:HD22	1.81	0.46
2:B:2140:C:H1'	2:B:2152:G:H1	1.81	0.46
2:B:2196:C:N4	2:B:2197:U:O4	2.48	0.46
5:E:63:ARG:HG3	5:E:63:ARG:NH1	2.08	0.46
5:E:146:GLU:CA	5:E:153:ALA:HA	2.46	0.46
10:J:64:GLU:HA	10:J:67:ARG:HG2	1.98	0.46
13:M:80:TYR:HA	13:M:111:ARG:O	2.15	0.46
20:T:110:LYS:HD2	20:T:110:LYS:HA	1.74	0.46
43:RA:16:ARG:O	43:RA:63:ILE:HG13	2.16	0.46
51:ZA:22:LEU:HA	51:ZA:22:LEU:HD13	1.57	0.46
54:CB:93:GLU:HA	54:CB:97:ALA:HA	1.98	0.46
1:EB:224:C:H2'	1:EB:225:C:C6	2.51	0.46
1:EB:937:A:H5''	1:EB:938:A:OP2	2.16	0.46
2:FB:275:G:OP1	2:FB:275:G:H4'	2.16	0.46
2:FB:1077:A:O4'	2:FB:1088:A:N6	2.49	0.46
2:FB:1125:G:H5''	2:FB:1126:A:H5''	1.98	0.46
2:FB:1176:G:H5'	2:FB:1177:A:OP2	2.15	0.46
2:FB:1278:A:H2'	2:FB:1279:G:H8	1.77	0.46
4:HB:70:G:H2'	4:HB:71:C:H6	1.80	0.46
7:KB:54:ARG:NH2	7:KB:77:ASP:OD1	2.49	0.46
7:KB:120:GLU:OE1	13:QB:1:MET:N	2.49	0.46
7:KB:132:VAL:HG12	7:KB:139:PHE:HA	1.96	0.46
9:MB:72:ILE:O	9:MB:76:VAL:HG22	2.16	0.46
10:NB:42:SER:OG	10:NB:43:ASN:N	2.49	0.46
12:PB:98:VAL:HG11	12:PB:114:ILE:HG23	1.97	0.46
13:QB:127:ALA:O	13:QB:148:LEU:N	2.49	0.46
16:TB:3:ARG:NH1	16:TB:4:LEU:N	2.64	0.46
35:NC:328:ARG:CZ	35:NC:339:MET:HB3	2.46	0.46
36:OC:16:HIS:CD2	36:OC:44:LEU:HD23	2.45	0.46
42:UC:37:ARG:HE	42:UC:37:ARG:HB3	1.59	0.46
54:GD:14:LYS:HA	54:GD:17:ARG:CZ	2.46	0.46
1:A:671:G:C2	1:A:672:U:C2	3.03	0.46

*Continued on next page...*

*Continued from previous page...*

Atom-1	Atom-2	Interatomic distance (Å)	Clash overlap (Å)
2:B:545:G:H21	2:B:548:A:N6	2.13	0.46
2:B:2630:G:H1'	2:B:2894:G:C1'	2.46	0.46
8:H:7:LEU:HD11	8:H:176:LEU:HD22	1.97	0.46
13:M:126:VAL:HG12	13:M:148:LEU:HB2	1.97	0.46
18:R:36:ARG:HD3	18:R:40:PHE:CZ	2.51	0.46
28:BA:34:GLU:OE2	47:VA:3:ARG:HD2	2.16	0.46
35:JA:133:ARG:HG3	35:JA:133:ARG:HH11	1.80	0.46
36:KA:54:THR:OG1	36:KA:201:ILE:HD11	2.16	0.46
38:MA:61:LYS:HG2	38:MA:203:VAL:HG13	1.97	0.46
41:PA:69:VAL:HA	41:PA:138:LYS:HG3	1.98	0.46
43:RA:47:LEU:HD23	43:RA:50:LEU:HB2	1.97	0.46
43:RA:118:LYS:HB3	43:RA:118:LYS:HZ3	1.81	0.46
49:XA:75:PRO:O	49:XA:78:TYR:HB3	2.16	0.46
50:YA:75:ARG:HB3	50:YA:80:PHE:HD2	1.80	0.46
1:EB:754:C:O2	1:EB:754:C:H2'	2.15	0.46
1:EB:1162:C:H2'	1:EB:1163:C:C6	2.51	0.46
1:EB:1178:G:N2	1:EB:1180:A:H3'	2.31	0.46
2:FB:127:A:H5''	2:FB:128:C:C6	2.51	0.46
2:FB:929:G:H8	2:FB:929:G:O5'	1.99	0.46
2:FB:945:A:C5	2:FB:2448:A:N1	2.84	0.46
2:FB:1027:A:C2	2:FB:2488:A:H5'	2.51	0.46
2:FB:1448:G:H4'	2:FB:1543:A:OP1	2.14	0.46
4:HB:8:4SU:H2'	4:HB:22:G:H1	1.81	0.46
5:IB:261:LYS:HD3	5:IB:263:ARG:CZ	2.46	0.46
7:KB:127:GLU:HA	7:KB:196:LEU:HB2	1.97	0.46
8:LB:46:ALA:HB3	8:LB:53:LEU:HD23	1.98	0.46
16:TB:66:ALA:O	16:TB:69:VAL:HG22	2.16	0.46
23:AC:44:PHE:CZ	23:AC:86:VAL:HG11	2.51	0.46
23:AC:72:ARG:HD3	23:AC:72:ARG:HA	1.75	0.46
25:CC:84:GLY:O	25:CC:85:LEU:HD22	2.17	0.46
35:NC:223:ARG:HH22	35:NC:245:ARG:HH11	1.63	0.46
46:YC:110:VAL:HG22	46:YC:120:TYR:HB3	1.98	0.46
47:ZC:34:LEU:HD13	47:ZC:41:PRO:HG3	1.97	0.46
1:A:137:C:H1'	50:YA:62:VAL:O	2.15	0.45
1:A:359:U:H2'	1:A:360:A:C8	2.52	0.45
1:A:748:C:H6	1:A:748:C:O5'	1.99	0.45
1:A:750:G:N3	49:XA:23:GLY:HA3	2.31	0.45
1:A:1226:C:H6	47:VA:103:THR:HB	1.80	0.45
1:A:1494:G:O2'	2:B:1912:A:O3'	2.35	0.45
2:B:75:G:N2	2:B:112:U:O2	2.50	0.45
2:B:137(B):G:H1'	21:U:41:ASN:ND2	2.31	0.45

*Continued on next page...*

*Continued from previous page...*

Atom-1	Atom-2	Interatomic distance (Å)	Clash overlap (Å)
2:B:1389:G:H2'	2:B:1390:U:C6	2.51	0.45
2:B:1662:C:O2'	2:B:2687:U:OP1	2.30	0.45
2:B:2585:U:O4	35:JA:235:GLN:HB2	2.16	0.45
5:E:139:GLY:H	5:E:165:ILE:HB	1.82	0.45
9:I:18:GLU:O	9:I:24:VAL:HG23	2.16	0.45
10:J:87:LYS:HG2	10:J:89:TYR:N	2.31	0.45
11:K:95:PRO:HD2	11:K:96:GLU:OE2	2.16	0.45
17:Q:74:ARG:NH1	17:Q:76:PHE:CE1	2.80	0.45
23:W:24:LEU:HB3	23:W:39:VAL:HG23	1.98	0.45
23:W:44:PHE:CZ	23:W:86:VAL:HG11	2.51	0.45
35:JA:139:ALA:HA	35:JA:144:TRP:CE3	2.52	0.45
37:LA:139:GLN:HB3	37:LA:140:ARG:NH1	2.29	0.45
41:PA:50:ILE:HG21	41:PA:61:VAL:HG11	1.98	0.45
45:TA:82:VAL:HB	45:TA:108:ILE:HA	1.98	0.45
47:VA:57:ARG:NH1	47:VA:57:ARG:HB3	2.31	0.45
1:EB:647:C:H2'	1:EB:648:A:C8	2.51	0.45
1:EB:859:A:H2'	1:EB:860:A:O4'	2.16	0.45
1:EB:1053:G:H4'	1:EB:1054:C:H3'	1.97	0.45
1:EB:1125:U:O2	1:EB:1126:U:O2'	2.31	0.45
1:EB:1148:U:H5'	43:VC:9:ARG:NH2	2.26	0.45
2:FB:185:U:H2'	2:FB:186:G:H8	1.81	0.45
2:FB:394:A:N6	2:FB:395:U:O4	2.48	0.45
2:FB:403:U:H4'	2:FB:404:C:H5'	1.97	0.45
2:FB:466:A:N3	2:FB:683:C:H1'	2.30	0.45
2:FB:771:G:OP1	31:IC:10:ARG:NH1	2.49	0.45
2:FB:879:G:H22	2:FB:899:A:H1'	1.81	0.45
2:FB:1307:A:N6	2:FB:1606:G:O2'	2.49	0.45
2:FB:1509:A:H4'	2:FB:1510:A:N3	2.31	0.45
2:FB:2324:C:H5''	2:FB:2325:G:H5'	1.98	0.45
2:FB:2398:U:H2'	2:FB:2399:G:C8	2.51	0.45
2:FB:2459:A:H5''	2:FB:2460:U:OP2	2.16	0.45
2:FB:2867:G:HO2'	2:FB:2868:A:P	2.38	0.45
6:JB:2:LYS:H	6:JB:2:LYS:HG2	1.55	0.45
7:KB:126:VAL:HG11	7:KB:129:PHE:CZ	2.51	0.45
9:MB:28:GLY:N	9:MB:31:GLY:O	2.47	0.45
14:RB:98:LYS:HB3	14:RB:99:PRO:HD2	1.99	0.45
19:WB:75:PHE:HD1	19:WB:82:ARG:CG	2.29	0.45
20:XB:14:PRO:HG2	20:XB:78:GLU:HG3	1.97	0.45
23:AC:133:ILE:HA	23:AC:134:PRO:HD3	1.80	0.45
25:CC:26:ARG:HH11	25:CC:26:ARG:CG	2.28	0.45
36:OC:9:GLU:HG2	36:OC:10:LEU:H	1.81	0.45

*Continued on next page...*

*Continued from previous page...*

Atom-1	Atom-2	Interatomic distance (Å)	Clash overlap (Å)
36:OC:68:ILE:HD12	36:OC:161:ALA:HB3	1.98	0.45
36:OC:97:TRP:HH2	36:OC:176:GLU:OE2	1.99	0.45
36:OC:118:LEU:HB3	36:OC:142:LEU:HD12	1.99	0.45
36:OC:170:GLU:O	36:OC:174:VAL:HG23	2.16	0.45
47:ZC:24:GLY:HA3	47:ZC:66:LEU:HD12	1.96	0.45
51:DD:12:SER:HA	51:DD:14:LYS:HZ3	1.80	0.45
1:A:1320:C:C4	53:BB:36:ARG:HD3	2.51	0.45
2:B:135:G:H1	2:B:144:C:H42	1.64	0.45
2:B:375:C:H2'	2:B:376:C:C6	2.51	0.45
2:B:534:U:H2'	2:B:535:C:C6	2.52	0.45
2:B:536:A:H2'	2:B:537:C:C6	2.51	0.45
2:B:975:G:C2	2:B:990:A:C8	3.04	0.45
2:B:2071:A:H2'	2:B:2072:G:C8	2.51	0.45
2:B:2314:C:H5''	8:H:36:LYS:HZ1	1.81	0.45
7:G:158:THR:OG1	7:G:159:GLY:N	2.49	0.45
7:G:181:LEU:HG	7:G:186:ILE:HD11	1.97	0.45
8:H:146:TYR:HD2	47:VA:11:ARG:HH12	1.63	0.45
13:M:36:LYS:O	13:M:40:SER:HB3	2.17	0.45
14:N:110:THR:OG1	14:N:113:GLN:OE1	2.34	0.45
17:Q:91:ARG:HH12	17:Q:120:ARG:HH12	1.65	0.45
18:R:28:ARG:NH1	18:R:38:THR:OG1	2.39	0.45
25:Y:56:GLN:OE1	25:Y:87:PRO:HG3	2.16	0.45
29:CA:33:CYS:HB3	29:CA:36:CYS:SG	2.55	0.45
32:FA:4:MET:O	32:FA:64:TYR:HE2	1.98	0.45
38:MA:11:LEU:O	38:MA:15:GLU:HG2	2.15	0.45
38:MA:133:VAL:HG22	38:MA:135:LEU:H	1.82	0.45
40:OA:100:ASN:OD1	52:AB:23:LYS:NZ	2.35	0.45
53:BB:40:ILE:HB	53:BB:67:VAL:HA	1.98	0.45
1:EB:9:G:H5'	39:RC:122:GLU:OE1	2.16	0.45
1:EB:977:A:H2'	1:EB:978:A:H5''	1.97	0.45
1:EB:1299:A:H2'	1:EB:1299:A:N3	2.31	0.45
2:FB:49:A:H4'	2:FB:50:U:H5''	1.98	0.45
2:FB:869:G:H2'	2:FB:870:A:H8	1.80	0.45
2:FB:1340:U:H4'	2:FB:1394:U:O2'	2.16	0.45
2:FB:1829:A:H3'	2:FB:1830:C:C6	2.51	0.45
4:HB:18:G:H22	4:HB:54:5MU:HN3	1.63	0.45
6:JB:11:MET:HB3	6:JB:24:THR:HA	1.98	0.45
6:JB:67:PHE:CZ	6:JB:75:VAL:HG12	2.51	0.45
7:KB:192:LEU:HD21	7:KB:194:MET:HE3	1.98	0.45
8:LB:11:TYR:HA	8:LB:15:VAL:HB	1.97	0.45
8:LB:15:VAL:HG13	8:LB:175:LEU:HD13	1.98	0.45

*Continued on next page...*

*Continued from previous page...*

Atom-1	Atom-2	Interatomic distance (Å)	Clash overlap (Å)
12:PB:73:ASP:OD2	12:PB:75:SER:HB3	2.16	0.45
16:TB:12:PHE:O	16:TB:16:ASN:N	2.38	0.45
22:ZB:64:GLU:HA	22:ZB:64:GLU:OE2	2.16	0.45
23:AC:166:SER:HA	23:AC:167:PRO:HD3	1.81	0.45
23:AC:175:VAL:HG23	23:AC:176:PRO:O	2.16	0.45
36:OC:156:LYS:NZ	36:OC:156:LYS:HB2	2.31	0.45
46:YC:73:GLU:H	46:YC:110:VAL:HG11	1.81	0.45
49:BD:36:ILE:HD12	49:BD:63:ARG:HD3	1.98	0.45
53:FD:51:VAL:HG12	53:FD:52:TYR:H	1.81	0.45
1:A:85:U:H5	1:A:86:U:C6	2.34	0.45
1:A:91:C:C2	1:A:92:G:N7	2.85	0.45
1:A:189:U:H3	51:ZA:72:ARG:HH12	1.63	0.45
1:A:417:C:H2'	1:A:418:C:H6	1.82	0.45
1:A:778:G:H8	1:A:778:G:O5'	1.99	0.45
1:A:800:G:H8	1:A:800:G:O5'	1.98	0.45
1:A:1256:A:N1	1:A:1277:C:H2'	2.31	0.45
2:B:700:G:H1	2:B:732:C:H42	1.63	0.45
2:B:1027:A:C2	2:B:2488:A:H5'	2.51	0.45
2:B:1400:G:C6	2:B:1401:G:C6	3.04	0.45
2:B:1716:U:H3	2:B:1743:G:H1	1.65	0.45
2:B:2347:C:N3	2:B:2370:G:N2	2.42	0.45
2:B:2436:G:C6	2:B:2437:U:C4	3.04	0.45
2:B:2537:U:H2'	2:B:2538:C:H6	1.80	0.45
2:B:2658:C:H5'	9:I:160:LYS:NZ	2.31	0.45
6:F:78:LEU:HD12	6:F:78:LEU:HA	1.73	0.45
10:J:62:LYS:O	10:J:66:GLU:HG2	2.16	0.45
15:O:36:THR:CG2	15:O:37:THR:H	2.26	0.45
17:Q:39:ARG:HB3	17:Q:39:ARG:HH11	1.81	0.45
22:V:38:ILE:HD11	22:V:64:GLU:HB3	1.97	0.45
23:W:179:ASP:O	23:W:182:LYS:HB2	2.16	0.45
25:Y:53:VAL:HG21	25:Y:94:LEU:HD11	1.97	0.45
26:Z:10:LEU:HA	26:Z:13:ALA:HB3	1.97	0.45
38:MA:158:ILE:O	38:MA:162:LEU:HB2	2.16	0.45
40:OA:4:TYR:CD1	40:OA:92:LYS:HA	2.51	0.45
47:VA:14:ARG:HA	47:VA:44:ARG:HG2	1.98	0.45
47:VA:82:MET:SD	47:VA:93:ARG:HG3	2.56	0.45
54:CB:29:LYS:O	54:CB:33:ILE:HG12	2.16	0.45
1:EB:157:G:H1	1:EB:164:U:H3	1.63	0.45
1:EB:778:G:H8	1:EB:778:G:O5'	1.99	0.45
1:EB:1062:U:H2'	1:EB:1063:C:C5	2.51	0.45
1:EB:1362(A):C:O2'	1:EB:1362(B):C:O4'	2.25	0.45

*Continued on next page...*



*Continued from previous page...*

Atom-1	Atom-2	Interatomic distance (Å)	Clash overlap (Å)
2:FB:273(E):C:OP2	2:FB:273(E):C:C6	2.66	0.45
2:FB:2436:G:C6	2:FB:2437:U:C4	3.05	0.45
2:FB:2743:C:OP1	33:KC:33:LYS:HE2	2.17	0.45
2:FB:2783:G:H21	6:JB:37:ARG:HH12	1.64	0.45
5:IB:145:VAL:HG12	5:IB:146:GLU:O	2.16	0.45
8:LB:81:LYS:HA	8:LB:81:LYS:HD2	1.63	0.45
20:XB:12:ILE:HG12	20:XB:13:SER:N	2.30	0.45
25:CC:85:LEU:HD13	25:CC:85:LEU:HA	1.83	0.45
29:GC:16:ARG:HG3	29:GC:17:ASP:N	2.31	0.45
33:KC:24:TYR:H	33:KC:24:TYR:HD2	1.62	0.45
35:NC:138:TYR:OH	35:NC:174:ARG:HD2	2.16	0.45
35:NC:271:LEU:HD23	35:NC:271:LEU:HA	1.78	0.45
36:OC:116:GLU:HG2	36:OC:117:GLU:N	2.30	0.45
37:PC:186:PHE:CG	37:PC:187:ALA:N	2.84	0.45
38:QC:117:ALA:O	38:QC:121:VAL:HG23	2.16	0.45
38:QC:150:GLU:OE2	38:QC:150:GLU:HA	2.13	0.45
44:WC:4:ILE:HB	44:WC:74:ILE:HG13	1.99	0.45
47:ZC:57:ARG:HB3	47:ZC:57:ARG:HH11	1.81	0.45
1:A:575:G:H4'	1:A:576:G:H5''	1.97	0.45
1:A:987:G:H1	1:A:1218:C:H42	1.65	0.45
1:A:1000:A:H2	1:A:1040:U:H3	1.65	0.45
1:A:1155:G:H8	1:A:1155:G:OP2	1.98	0.45
1:A:1499:A:OP2	1:A:1505:G:OP2	2.35	0.45
1:A:1513:A:H2'	1:A:1514:C:H6	1.78	0.45
2:B:323:G:H2'	7:G:169:ASN:ND2	2.31	0.45
2:B:336:C:O2'	22:V:35:TYR:OH	2.33	0.45
2:B:466:A:N3	2:B:683:C:H1'	2.31	0.45
2:B:562:U:C2	2:B:572:A:C8	3.04	0.45
2:B:1412:A:N6	2:B:1590:U:H3	2.09	0.45
2:B:1686:C:C2	2:B:1703:G:N2	2.85	0.45
2:B:2558:C:H2'	2:B:2559:C:O4'	2.15	0.45
2:B:2646:C:H2'	2:B:2647:U:O4'	2.16	0.45
2:B:2648:C:H2'	2:B:2649:U:C6	2.51	0.45
2:B:2791:C:OP1	2:B:2892:A:N6	2.48	0.45
2:B:2820:A:C8	6:F:109:LYS:HE3	2.52	0.45
2:B:2885:C:N3	2:B:2886:G:H1'	2.31	0.45
5:E:182:LEU:HD23	5:E:182:LEU:HA	1.81	0.45
5:E:231:HIS:CD2	5:E:249:PRO:HA	2.52	0.45
6:F:11:MET:HB2	6:F:23:VAL:O	2.16	0.45
8:H:16:ARG:HD3	8:H:31:VAL:HG11	1.99	0.45
10:J:26:ALA:HA	10:J:30:LEU:HB2	1.97	0.45

*Continued on next page...*



*Continued from previous page...*

Atom-1	Atom-2	Interatomic distance (Å)	Clash overlap (Å)
12:L:10:VAL:HG21	12:L:16:ALA:O	2.16	0.45
13:M:147:LEU:H	13:M:147:LEU:HD23	1.81	0.45
19:S:100:ARG:HG2	19:S:100:ARG:NH1	2.28	0.45
35:JA:144:TRP:CD1	35:JA:168:GLY:HA3	2.51	0.45
35:JA:223:ARG:HH22	35:JA:245:ARG:HH11	1.63	0.45
38:MA:9:CYS:SG	38:MA:21:LEU:O	2.74	0.45
43:RA:92:TYR:O	43:RA:96:LEU:HB2	2.16	0.45
50:YA:20:VAL:HG22	50:YA:32:TYR:CD1	2.51	0.45
1:EB:1064:G:O6	1:EB:1193:G:N1	2.49	0.45
2:FB:270(K):G:H5'	25:CC:81:ARG:HH12	1.81	0.45
2:FB:394:A:C6	2:FB:395:U:C4	3.05	0.45
2:FB:827:U:H2'	2:FB:2068:U:C2	2.51	0.45
2:FB:1252:G:N3	18:VB:33:ARG:HD2	2.32	0.45
2:FB:1863:G:H2'	2:FB:1864:U:O4'	2.16	0.45
2:FB:1981:A:H5''	2:FB:1982:C:OP2	2.16	0.45
2:FB:2314:C:H5''	8:LB:36:LYS:HZ1	1.80	0.45
2:FB:2521:C:H2'	2:FB:2522:U:C6	2.51	0.45
5:IB:79:VAL:HG23	5:IB:114:GLY:N	2.31	0.45
5:IB:155:LEU:HB3	5:IB:156:ALA:H	1.52	0.45
6:JB:201:THR:OG1	6:JB:202:LYS:N	2.50	0.45
7:KB:181:LEU:HD12	7:KB:181:LEU:HA	1.88	0.45
9:MB:18:GLU:OE2	9:MB:27:LYS:NZ	2.45	0.45
10:NB:25:TYR:O	10:NB:29:TYR:HB3	2.16	0.45
11:OB:108:PRO:O	11:OB:113:GLY:HA3	2.17	0.45
12:PB:15:GLY:O	12:PB:47:ILE:HG13	2.17	0.45
25:CC:70:VAL:O	25:CC:73:LEU:N	2.49	0.45
4:MC:11:A:H61	4:MC:24:U:H3	1.63	0.45
4:MC:75:C:H5'	35:NC:261:ARG:HH11	1.81	0.45
35:NC:243:ALA:HB1	35:NC:258:GLN:HG2	1.98	0.45
38:QC:60:GLU:OE1	38:QC:199:ASN:N	2.45	0.45
43:VC:47:LEU:HD22	43:VC:51:ARG:HH11	1.80	0.45
53:FD:31:ILE:H	53:FD:31:ILE:HD13	1.82	0.45
1:A:1094:G:O2'	1:A:1108:G:N2	2.50	0.45
1:A:1148:U:H5'	43:RA:9:ARG:NH2	2.25	0.45
2:B:631:A:H5''	2:B:632:A:OP2	2.15	0.45
2:B:760:G:H2'	2:B:761:A:O4'	2.15	0.45
2:B:1019:U:H3	2:B:1142(B):A:N6	2.07	0.45
2:B:1278:A:H2'	2:B:1279:G:H8	1.77	0.45
2:B:2052:G:C6	2:B:2053:G:N7	2.84	0.45
2:B:2091:U:H1'	25:Y:47:GLN:HG3	1.99	0.45
2:B:2319:G:H22	16:P:3:ARG:HE	1.63	0.45

*Continued on next page...*

*Continued from previous page...*

Atom-1	Atom-2	Interatomic distance (Å)	Clash overlap (Å)
2:B:2611:U:H2'	29:CA:2:ALA:O	2.17	0.45
7:G:123:LEU:HD13	7:G:192:LEU:HD22	1.98	0.45
10:J:87:LYS:HG2	10:J:89:TYR:H	1.82	0.45
21:U:84:ALA:O	21:U:87:GLN:HB2	2.17	0.45
4:IA:69:C:H2'	4:IA:70:G:C8	2.48	0.45
35:JA:265:LYS:HE2	35:JA:265:LYS:HB3	1.87	0.45
37:LA:186:PHE:CE2	37:LA:188:LEU:HB2	2.52	0.45
1:EB:76:G:H2'	1:EB:77:C:C6	2.52	0.45
1:EB:137:C:H1'	50:CD:62:VAL:O	2.16	0.45
1:EB:684:A:O2'	45:XC:39:PRO:O	2.30	0.45
1:EB:894:G:C6	1:EB:895:G:C6	3.04	0.45
1:EB:1287:A:C2	1:EB:1353:G:H1'	2.51	0.45
2:FB:760:G:H2'	2:FB:761:A:O4'	2.17	0.45
2:FB:1797:C:HO2'	5:IB:259:THR:HG1	1.63	0.45
2:FB:2156:G:H2'	2:FB:2157:G:C6	2.51	0.45
2:FB:2198:A:O4'	10:NB:33:ARG:NH2	2.50	0.45
2:FB:2692:C:O2	2:FB:2847:U:H4'	2.17	0.45
5:IB:70:TRP:HB3	5:IB:190:TYR:CE2	2.52	0.45
9:MB:85:LYS:HE3	9:MB:138:LYS:HZ1	1.81	0.45
10:NB:62:LYS:O	10:NB:66:GLU:HG2	2.17	0.45
22:ZB:9:LYS:HA	22:ZB:10:GLY:HA2	1.55	0.45
25:CC:48:LYS:HE3	25:CC:59:THR:HB	1.98	0.45
27:EC:15:TYR:CE2	27:EC:53:LEU:HD21	2.51	0.45
33:KC:3:VAL:HG13	33:KC:37:GLY:HA2	1.98	0.45
35:NC:316:ARG:HA	35:NC:327:TYR:HA	1.98	0.45
41:TC:69:VAL:HG13	41:TC:135:VAL:HA	1.97	0.45
42:UC:75:ARG:HA	42:UC:76:PRO:HD3	1.82	0.45
42:UC:92:ARG:HB3	42:UC:94:TYR:CE2	2.51	0.45
43:VC:50:LEU:HD23	43:VC:85:LEU:HD11	1.98	0.45
43:VC:92:TYR:O	43:VC:96:LEU:HB2	2.16	0.45
45:XC:52:GLY:H	45:XC:55:LYS:HE2	1.81	0.45
49:BD:88:ARG:HB3	49:BD:88:ARG:HH21	1.81	0.45
1:A:136:C:H4'	50:YA:65:GLN:HE21	1.81	0.45
1:A:1021:G:N2	1:A:1022:G:H1'	2.32	0.45
1:A:1068:G:N2	1:A:1191:A:N3	2.54	0.45
1:A:1176:A:H2'	1:A:1177:G:C8	2.52	0.45
2:B:1702:G:O5'	2:B:1702:G:H8	2.00	0.45
2:B:2522:U:H3	2:B:2543:G:H1	1.64	0.45
14:N:60:ARG:HH11	14:N:60:ARG:HG3	1.82	0.45
15:O:26:LYS:HD2	15:O:70:LEU:HA	1.97	0.45
33:GA:29:ASN:HA	33:GA:30:PRO:HD3	1.87	0.45

*Continued on next page...*

*Continued from previous page...*

Atom-1	Atom-2	Interatomic distance (Å)	Clash overlap (Å)
35:JA:328:ARG:NH2	35:JA:339:MET:HB3	2.32	0.45
42:QA:37:ARG:HE	42:QA:37:ARG:HB3	1.57	0.45
44:SA:57:LYS:HE3	44:SA:60:ARG:HH22	1.81	0.45
47:VA:54:VAL:HA	47:VA:57:ARG:HH12	1.81	0.45
50:YA:27:LYS:H	50:YA:27:LYS:HG3	1.45	0.45
52:AB:53:ARG:HH12	52:AB:60:ALA:N	2.15	0.45
1:EB:293:G:H8	1:EB:293:G:OP2	2.00	0.45
1:EB:644:G:H4'	42:UC:92:ARG:NH1	2.31	0.45
2:FB:441:U:H2'	2:FB:442:G:C8	2.52	0.45
2:FB:994:C:OP1	18:VB:53:ARG:NH2	2.50	0.45
2:FB:1056:G:HO2'	2:FB:1086:A:HO2'	1.52	0.45
2:FB:1632:A:C6	2:FB:1633:G:C6	3.05	0.45
2:FB:1651:G:C2	2:FB:1652:A:C4	3.05	0.45
14:RB:134:ARG:HH11	23:AC:122:ARG:NE	2.05	0.45
18:VB:33:ARG:O	18:VB:37:GLU:HG3	2.17	0.45
35:NC:329:LEU:CG	35:NC:330:ASP:H	2.30	0.45
41:TC:29:LYS:HZ1	41:TC:102:ARG:HE	1.65	0.45
46:YC:32:PHE:HB2	46:YC:84:LEU:HD11	1.98	0.45
53:FD:11:VAL:HG22	53:FD:15:LEU:HD22	1.98	0.45
1:A:236:G:H5''	51:ZA:42:TYR:OH	2.16	0.45
1:A:420:U:H2'	1:A:422:C:C5	2.52	0.45
1:A:754:C:O2	1:A:754:C:H2'	2.16	0.45
1:A:1064:G:O6	1:A:1193:G:N1	2.50	0.45
1:A:1134:G:H5'	1:A:1135:U:OP2	2.17	0.45
1:A:1228:C:OP1	47:VA:108:ARG:NH1	2.45	0.45
1:A:1422:G:H2'	1:A:1423:G:C8	2.52	0.45
2:B:84:A:H3'	22:V:8:LYS:HB2	1.99	0.45
2:B:2602:A:H5''	4:IA:75:C:P	2.57	0.45
3:C:68:C:H2'	3:C:69:G:O4'	2.17	0.45
5:E:246:PRO:HB2	5:E:254:THR:HG22	1.99	0.45
13:M:127:ALA:O	13:M:148:LEU:N	2.50	0.45
17:Q:50:ILE:HG22	17:Q:102:ILE:HD11	1.97	0.45
33:GA:3:VAL:HG13	33:GA:37:GLY:HA2	1.99	0.45
35:JA:353:LEU:O	35:JA:357:SER:HB2	2.16	0.45
36:KA:16:HIS:CD2	36:KA:44:LEU:HD23	2.46	0.45
37:LA:186:PHE:CG	37:LA:187:ALA:N	2.85	0.45
42:QA:35:ILE:HG13	42:QA:111:ILE:HD12	1.99	0.45
55:DB:6:ARG:NH1	55:DB:15:ARG:NH2	2.65	0.45
1:EB:81:G:O6	1:EB:86:U:H5''	2.17	0.45
1:EB:261:U:H5	54:GD:79:ARG:NE	2.15	0.45
1:EB:688:G:H2'	1:EB:689:C:H6	1.81	0.45

*Continued on next page...*

*Continued from previous page...*

Atom-1	Atom-2	Interatomic distance (Å)	Clash overlap (Å)
1:EB:702:A:C6	2:FB:1848:A:C6	3.05	0.45
1:EB:940:C:H2'	1:EB:941:G:C8	2.51	0.45
2:FB:265:A:N6	2:FB:427:U:O2'	2.50	0.45
2:FB:275:G:C8	2:FB:276:A:H1'	2.51	0.45
2:FB:774:A:H5''	5:IB:48:ARG:HH21	1.82	0.45
2:FB:875:G:H2'	2:FB:876:C:O4'	2.17	0.45
2:FB:1358:G:O2'	2:FB:1373:A:N6	2.50	0.45
2:FB:2217:G:H2'	2:FB:2218:G:H8	1.82	0.45
2:FB:2648:C:H2'	2:FB:2649:U:H6	1.82	0.45
2:FB:2809:A:H62	2:FB:2891:G:H2'	1.82	0.45
5:IB:30:GLU:O	5:IB:32:SER:N	2.49	0.45
5:IB:40:THR:HG23	5:IB:42:GLY:H	1.82	0.45
5:IB:275:LYS:NZ	5:IB:275:LYS:HB3	2.32	0.45
10:NB:64:GLU:HA	10:NB:67:ARG:HG2	1.98	0.45
12:PB:102:VAL:HG23	12:PB:121:VAL:HG22	1.99	0.45
14:RB:135:ASP:OD2	14:RB:137:TYR:HB2	2.16	0.45
23:AC:53:ILE:HG13	23:AC:71:VAL:O	2.16	0.45
24:BC:11:ARG:HD2	24:BC:11:ARG:O	2.16	0.45
24:BC:40:GLN:HE21	24:BC:57:PHE:HB3	1.82	0.45
28:FC:58:ARG:O	28:FC:61:ARG:HB3	2.16	0.45
37:PC:16:ARG:HH12	48:AD:50:LYS:CE	2.28	0.45
37:PC:88:ARG:HA	37:PC:91:LEU:HB2	1.98	0.45
38:QC:18:LYS:C	38:QC:20:TYR:H	2.19	0.45
38:QC:100:ARG:O	38:QC:104:VAL:HG23	2.16	0.45
40:SC:18:GLN:HG3	40:SC:21:LEU:HD22	1.99	0.45
46:YC:62:SER:HB2	46:YC:64:TYR:CD2	2.50	0.45
53:FD:40:ILE:HB	53:FD:67:VAL:HA	1.99	0.45
54:GD:41:VAL:HG23	54:GD:42:GLN:HG2	1.99	0.45
1:A:409:G:H3'	1:A:410:G:H8	1.81	0.45
1:A:640:A:N3	42:QA:115:SER:HB2	2.32	0.45
1:A:998(B):C:H2'	1:A:999:U:C6	2.52	0.45
1:A:1202:G:H2'	1:A:1203:C:O4'	2.17	0.45
1:A:1517:G:H1'	2:B:1919:A:O3'	2.15	0.45
1:A:1518:MA6:H102	1:A:1519:MA6:C10	2.46	0.45
2:B:250:G:OP2	13:M:60:MET:HE1	2.17	0.45
2:B:270(U):G:H2'	2:B:270(V):C:H6	1.82	0.45
2:B:1270:C:H5''	2:B:1271:G:O5'	2.16	0.45
2:B:1309:G:H8	2:B:1309:G:O5'	1.98	0.45
2:B:1927:A:H2'	2:B:1928:A:C8	2.52	0.45
2:B:2592:G:C6	2:B:2593:U:C2	3.05	0.45
2:B:2718:G:O2'	2:B:2847:U:OP1	2.30	0.45

*Continued on next page...*

*Continued from previous page...*

Atom-1	Atom-2	Interatomic distance (Å)	Clash overlap (Å)
2:B:2729:G:O2'	6:F:186:GLY:HA3	2.17	0.45
3:C:63:G:C6	3:C:64:C:C4	3.04	0.45
3:C:89(A):G:H2'	3:C:89(B):A:H8	1.81	0.45
8:H:96:ARG:O	8:H:99:MET:HB3	2.17	0.45
14:N:58:PHE:HZ	14:N:106:VAL:HG11	1.82	0.45
16:P:3:ARG:NH1	16:P:4:LEU:N	2.65	0.45
20:T:32:ALA:O	20:T:36:LEU:HG	2.17	0.45
25:Y:98:LEU:HA	25:Y:98:LEU:HD23	1.80	0.45
27:AA:13:ILE:HG13	27:AA:13:ILE:H	1.50	0.45
36:KA:105:PHE:CE2	36:KA:158:LEU:HB2	2.52	0.45
37:LA:69:HIS:HA	37:LA:104:GLN:O	2.17	0.45
39:NA:13:ILE:HG23	39:NA:29:GLY:O	2.16	0.45
40:OA:43:LEU:HD21	40:OA:62:TRP:HB2	1.97	0.45
53:BB:15:LEU:C	53:BB:17:GLU:H	2.20	0.45
1:EB:91:C:C2	1:EB:92:G:N7	2.85	0.45
1:EB:161:A:H2'	1:EB:162:A:C8	2.52	0.45
1:EB:723:U:HO2'	1:EB:724:G:C5'	2.30	0.45
1:EB:769:G:H4'	1:EB:1513:A:H4'	1.98	0.45
1:EB:1216:G:H2'	1:EB:1217:C:C6	2.51	0.45
1:EB:1279:A:C2	44:WC:43:ARG:NH1	2.85	0.45
1:EB:1325:C:H4'	55:HD:17:THR:HG21	1.98	0.45
2:FB:629:G:H1	2:FB:634:C:H42	1.65	0.45
2:FB:633:A:O2'	2:FB:2404:C:OP1	2.24	0.45
2:FB:1424:G:H2'	2:FB:1425:G:O4'	2.17	0.45
2:FB:1589:C:H2'	2:FB:1590:U:C6	2.52	0.45
2:FB:2210:G:H3'	2:FB:2211:G:N7	2.31	0.45
2:FB:2315:G:H5''	2:FB:2316:C:OP2	2.17	0.45
2:FB:2355:C:O3'	24:BC:24:LYS:HE3	2.17	0.45
2:FB:2531:A:N6	2:FB:2532:G:C6	2.84	0.45
3:GB:73:A:H61	23:AC:29:TYR:HE1	1.65	0.45
7:KB:155:LEU:HB2	7:KB:189:THR:HG21	1.99	0.45
8:LB:135:LEU:HA	8:LB:136:ARG:HH11	1.78	0.45
10:NB:26:ALA:HA	10:NB:30:LEU:HB2	1.99	0.45
14:RB:17:LEU:HD12	14:RB:17:LEU:HA	1.76	0.45
25:CC:56:GLN:OE1	25:CC:87:PRO:HG3	2.16	0.45
35:NC:144:TRP:CD1	35:NC:168:GLY:HA3	2.51	0.45
36:OC:87:ARG:NH2	36:OC:230:VAL:HB	2.31	0.45
38:QC:117:ALA:HA	38:QC:120:LEU:HD13	1.97	0.45
38:QC:150:GLU:OE2	38:QC:153:ARG:HD2	2.17	0.45
39:RC:9:LYS:HB2	39:RC:112:LEU:HD11	1.99	0.45
41:TC:78:ARG:HG3	41:TC:156:TRP:HZ3	1.82	0.45

*Continued on next page...*

*Continued from previous page...*

Atom-1	Atom-2	Interatomic distance (Å)	Clash overlap (Å)
1:A:968:A:C8	1:A:1062:U:H4'	2.52	0.45
1:A:1228:C:P	47:VA:108:ARG:HH22	2.39	0.45
2:B:50:U:H4'	2:B:51:G:OP2	2.16	0.45
2:B:259:G:O2'	2:B:621:A:O2'	2.23	0.45
2:B:1263:U:C4	2:B:1264:G:C6	3.05	0.45
2:B:1669:A:C8	12:L:5:GLN:HG3	2.52	0.45
2:B:2348:U:H5'	30:DA:21:TYR:OH	2.17	0.45
2:B:2579:C:H2'	2:B:2580:U:O4'	2.16	0.45
2:B:2743:C:OP1	33:GA:33:LYS:HE2	2.16	0.45
7:G:146:ALA:HB3	7:G:148:LEU:HG	1.98	0.45
8:H:136:ARG:H	8:H:136:ARG:CZ	2.30	0.45
14:N:72:LYS:HA	14:N:73:PRO:HD3	1.70	0.45
15:O:57:ARG:HD2	15:O:59:ASP:OD2	2.17	0.45
16:P:66:ALA:O	16:P:69:VAL:HG22	2.17	0.45
17:Q:48:ILE:H	17:Q:48:ILE:HD12	1.81	0.45
18:R:5:LYS:HB2	18:R:5:LYS:HZ2	1.82	0.45
37:LA:74:GLY:HA2	37:LA:77:ILE:HD12	1.99	0.45
53:BB:41:VAL:HG12	53:BB:44:MET:HG3	1.97	0.45
54:CB:46:GLU:HB3	54:CB:48:LYS:HZ2	1.80	0.45
1:EB:748:C:H4'	1:EB:749:C:O5'	2.16	0.45
1:EB:1404:5MC:O2	1:EB:1519:MA6:O2'	2.28	0.45
2:FB:79:G:H1	2:FB:107:C:H42	1.65	0.45
2:FB:146:G:C6	2:FB:147:U:C4	3.05	0.45
2:FB:514:A:H1'	2:FB:581:C:O2'	2.17	0.45
2:FB:1140:C:P	11:OB:66:LYS:NZ	2.90	0.45
2:FB:1277:G:O2'	15:SB:24:GLN:HG2	2.16	0.45
2:FB:1955:U:H5'	2:FB:2551:C:O2'	2.17	0.45
2:FB:2309:A:O5'	2:FB:2309:A:H8	1.99	0.45
2:FB:2816:C:H42	2:FB:2830:G:H1	1.65	0.45
6:JB:67:PHE:CE2	6:JB:74:PRO:HA	2.52	0.45
11:OB:36:GLY:HA3	11:OB:49:GLY:HA2	1.99	0.45
11:OB:130:HIS:O	11:OB:135:PRO:HD3	2.17	0.45
12:PB:65:THR:OG1	12:PB:66:LYS:N	2.49	0.45
22:ZB:99:CYS:SG	22:ZB:101:LYS:N	2.90	0.45
24:BC:54:GLY:O	24:BC:57:PHE:N	2.44	0.45
33:KC:9:ARG:HG2	33:KC:14:CYS:HB3	1.98	0.45
35:NC:222:LEU:HD12	35:NC:222:LEU:HA	1.82	0.45
39:RC:71:LEU:HD21	39:RC:113:ALA:O	2.16	0.45
1:A:76:G:H2'	1:A:77:C:C6	2.52	0.45
1:A:715:A:H2'	1:A:716:A:H8	1.80	0.45
1:A:1072:G:N2	36:KA:107:THR:HG21	2.32	0.45

*Continued on next page...*

*Continued from previous page...*

Atom-1	Atom-2	Interatomic distance (Å)	Clash overlap (Å)
1:A:1170:A:OP2	1:A:1170:A:H8	2.00	0.45
1:A:1241:G:H2'	1:A:1242:C:C6	2.52	0.45
2:B:331:A:C4	2:B:1209:G:C6	3.04	0.45
2:B:445:C:N4	2:B:446:G:O6	2.49	0.45
2:B:452:G:C2	2:B:458:G:C5	3.05	0.45
2:B:797:C:OP1	7:G:60:SER:OG	2.34	0.45
2:B:1058:G:O6	2:B:1088:A:H4'	2.16	0.45
2:B:1072:C:H5''	2:B:1073:A:H5'	1.98	0.45
2:B:1077:A:O4'	2:B:1088:A:N6	2.50	0.45
2:B:1206:G:C2	2:B:1207:C:C2	3.05	0.45
2:B:1510:A:C6	2:B:1511:A:N6	2.85	0.45
2:B:1676:A:H2'	2:B:1677:A:O4'	2.17	0.45
2:B:2134:A:OP2	2:B:2156:G:N2	2.49	0.45
2:B:2377:A:H2'	2:B:2378:A:C8	2.52	0.45
2:B:2447:G:C4	2:B:2500:U:C5	3.05	0.45
2:B:2821:A:OP2	6:F:110:GLY:HA3	2.17	0.45
2:B:2889:C:H2'	2:B:2891:G:O4'	2.17	0.45
5:E:79:VAL:HG23	5:E:114:GLY:N	2.32	0.45
7:G:50:SER:HA	7:G:92:PRO:O	2.17	0.45
27:AA:23:LEU:HD13	27:AA:50:VAL:HG11	1.99	0.45
27:AA:50:VAL:O	27:AA:54:VAL:HB	2.17	0.45
4:IA:72:A:H5''	4:IA:73:A:N7	2.32	0.45
37:LA:43:LEU:O	37:LA:47:LEU:HB2	2.16	0.45
37:LA:93:LYS:HB3	37:LA:94:LEU:HD22	1.99	0.45
41:PA:125:MET:H	41:PA:125:MET:HG2	1.59	0.45
48:WA:37:PHE:HD1	48:WA:39:LEU:HD12	1.82	0.45
51:ZA:67:LYS:O	51:ZA:70:ARG:NH1	2.50	0.45
1:EB:1320:C:H2'	1:EB:1321:C:O4'	2.16	0.45
2:FB:137(B):G:H1'	21:YB:41:ASN:ND2	2.32	0.45
2:FB:280:C:N3	2:FB:361:G:N2	2.65	0.45
2:FB:1011:G:H1'	2:FB:1013:C:O4'	2.17	0.45
2:FB:1393:A:H5''	2:FB:1394:U:OP2	2.17	0.45
2:FB:1657:C:H2'	2:FB:1658:C:H6	1.81	0.45
5:IB:20:ASP:C	5:IB:22:SER:H	2.20	0.45
5:IB:223:GLY:HA3	5:IB:231:HIS:CE1	2.52	0.45
7:KB:192:LEU:HD21	7:KB:194:MET:CE	2.47	0.45
19:WB:100:ARG:HG2	19:WB:100:ARG:NH1	2.32	0.45
25:CC:6:GLU:OE2	25:CC:60:PHE:HD1	1.99	0.45
35:NC:121:GLY:O	35:NC:124:ALA:N	2.50	0.45
35:NC:321:ARG:NH1	35:NC:344:ILE:HD13	2.32	0.45
35:NC:348:HIS:CE1	35:NC:352:GLN:HE21	2.35	0.45

*Continued on next page...*



*Continued from previous page...*

Atom-1	Atom-2	Interatomic distance (Å)	Clash overlap (Å)
36:OC:153:ARG:O	36:OC:155:LEU:N	2.49	0.45
42:UC:116:LYS:HB3	42:UC:116:LYS:HE2	1.75	0.45
45:XC:62:GLN:O	45:XC:66:LEU:HG	2.17	0.45
46:YC:41:ARG:HG2	46:YC:41:ARG:NH1	2.26	0.45
1:A:582:U:OP1	49:XA:64:ARG:NH1	2.50	0.44
1:A:1432:G:OP1	17:Q:108:ARG:N	2.50	0.44
2:B:442:G:C2	2:B:444:C:C4	3.04	0.44
2:B:1289:C:H2'	2:B:1290:C:H6	1.82	0.44
2:B:2419:U:H2'	2:B:2420:C:C6	2.52	0.44
6:F:59:VAL:HG21	6:F:74:PRO:HB3	1.99	0.44
8:H:164:GLU:HA	8:H:164:GLU:OE2	2.17	0.44
9:I:102:ALA:HA	9:I:117:PRO:HD3	1.99	0.44
23:W:14:LYS:HA	23:W:15:PRO:HD2	1.70	0.44
25:Y:90:ILE:H	25:Y:90:ILE:HG12	1.55	0.44
36:KA:44:LEU:H	36:KA:44:LEU:HD12	1.82	0.44
37:LA:8:ILE:HD13	37:LA:16:ARG:HH11	1.82	0.44
37:LA:183:ASP:O	37:LA:201:TYR:HA	2.18	0.44
41:PA:72:ARG:NH2	41:PA:138:LYS:NZ	2.58	0.44
41:PA:127:ALA:HA	41:PA:135:VAL:HG21	2.00	0.44
1:EB:333:G:H2'	1:EB:334:C:C6	2.52	0.44
1:EB:998(B):C:N4	1:EB:1042:G:H1	2.15	0.44
1:EB:1134:G:H5'	1:EB:1135:U:OP2	2.17	0.44
1:EB:1313:U:O4	53:FD:2:PRO:HA	2.17	0.44
2:FB:270(W):G:C4	2:FB:270(X):G:C8	3.05	0.44
2:FB:1732:A:H2'	2:FB:1733:G:O4'	2.17	0.44
2:FB:2508:G:H2'	2:FB:2509:G:H8	1.81	0.44
6:JB:40:GLU:HG3	6:JB:41:LYS:N	2.32	0.44
7:KB:31:HIS:HB2	13:QB:9:ASN:OD1	2.17	0.44
8:LB:40:ASN:OD1	8:LB:42:GLY:N	2.50	0.44
10:NB:10:GLU:OE2	10:NB:10:GLU:N	2.44	0.44
15:SB:13:HIS:CD2	15:SB:15:SER:HB3	2.52	0.44
16:TB:49:VAL:HG11	16:TB:77:ALA:HB2	1.98	0.44
17:UB:132:LYS:HE2	17:UB:132:LYS:HB3	1.80	0.44
35:NC:110:ASN:HB3	35:NC:167:SER:HA	1.99	0.44
36:OC:54:THR:OG1	36:OC:201:ILE:HD11	2.16	0.44
36:OC:161:ALA:HB1	36:OC:185:ILE:HD11	1.99	0.44
41:TC:143:ARG:O	41:TC:147:ALA:N	2.35	0.44
43:VC:10:ARG:HH12	43:VC:11:LYS:HD2	1.79	0.44
47:ZC:49:THR:O	47:ZC:53:VAL:HG23	2.17	0.44
52:ED:34:TYR:HA	52:ED:40:LEU:HD11	1.97	0.44
1:A:991:U:O4	1:A:1212:U:O2'	2.29	0.44

*Continued on next page...*



*Continued from previous page...*

Atom-1	Atom-2	Interatomic distance (Å)	Clash overlap (Å)
1:A:1216:G:H2'	1:A:1217:C:C6	2.52	0.44
2:B:273(A):G:N2	2:B:365:C:C2	2.86	0.44
2:B:548:A:C4	2:B:549:G:H1'	2.51	0.44
2:B:609(B):G:H2'	2:B:610:C:C6	2.52	0.44
2:B:665:C:H2'	2:B:666:G:C8	2.51	0.44
2:B:680:G:C2	2:B:798:G:C2	3.04	0.44
2:B:898:C:H2'	2:B:899:A:O4'	2.16	0.44
2:B:1045:A:C5'	2:B:1111:A:H61	2.31	0.44
2:B:1955:U:H5'	2:B:2551:C:O2'	2.17	0.44
2:B:2522:U:N3	2:B:2765:A:N7	2.65	0.44
2:B:2697:G:H2'	2:B:2698:U:O4'	2.17	0.44
9:I:54:ARG:HA	9:I:55:PRO:HD3	1.82	0.44
18:R:91:ASP:O	18:R:95:LEU:HB2	2.17	0.44
19:S:1:MET:HE3	19:S:99:ILE:HD12	2.00	0.44
23:W:182:LYS:HB3	23:W:186:GLU:OE2	2.17	0.44
33:GA:16:VAL:HA	33:GA:25:VAL:HG22	1.99	0.44
4:IA:42:G:N2	4:IA:43:A:H1'	2.32	0.44
35:JA:302:ASP:C	35:JA:304:SER:H	2.20	0.44
40:OA:20:ALA:O	40:OA:23:LYS:N	2.50	0.44
42:QA:69:ARG:HD3	42:QA:75:ARG:O	2.18	0.44
45:TA:98:LEU:HA	45:TA:101:SER:HB3	1.99	0.44
47:VA:89:GLY:O	47:VA:93:ARG:HB2	2.17	0.44
54:CB:9:ASN:O	54:CB:10:LEU:HD13	2.16	0.44
54:CB:49:ALA:O	54:CB:53:LEU:HB2	2.17	0.44
1:EB:597:G:H5''	1:EB:598:U:OP2	2.17	0.44
1:EB:724:G:C2	1:EB:725:G:C8	3.04	0.44
1:EB:1206:G:H4'	37:PC:192:THR:O	2.17	0.44
1:EB:1293:G:H2'	1:EB:1294:G:O4'	2.17	0.44
1:EB:1453:G:O6	54:GD:54:LYS:NZ	2.37	0.44
2:FB:1106:G:C2	2:FB:1107:G:C5	3.05	0.44
2:FB:1149:G:H2'	2:FB:1150:C:C6	2.52	0.44
2:FB:1854:A:H2'	2:FB:1855:G:O4'	2.17	0.44
2:FB:2584:U:H2'	2:FB:2585:U:H2'	1.99	0.44
2:FB:2646:C:H2'	2:FB:2647:U:O4'	2.18	0.44
5:IB:63:ARG:NH1	5:IB:63:ARG:CG	2.71	0.44
14:RB:63:LYS:HD3	23:AC:175:VAL:HG21	1.99	0.44
20:XB:9:TYR:H	20:XB:102:HIS:CD2	2.33	0.44
20:XB:11:ARG:NH1	20:XB:98:LYS:HB3	2.33	0.44
22:ZB:105:ALA:HB1	22:ZB:107:ASP:H	1.82	0.44
24:BC:33:ALA:N	24:BC:64:ASP:OD1	2.50	0.44
35:NC:335:GLY:O	35:NC:337:LEU:N	2.50	0.44

*Continued on next page...*

*Continued from previous page...*

Atom-1	Atom-2	Interatomic distance (Å)	Clash overlap (Å)
37:PC:61:ALA:C	37:PC:63:ASN:H	2.19	0.44
38:QC:101:LEU:HD13	38:QC:133:VAL:HG11	1.99	0.44
39:RC:6:PHE:CE2	39:RC:63:ARG:HG2	2.52	0.44
45:XC:67:ASP:OD2	45:XC:67:ASP:C	2.55	0.44
49:BD:4:THR:OG1	49:BD:6:GLU:HG2	2.18	0.44
53:FD:40:ILE:HB	53:FD:67:VAL:O	2.18	0.44
1:A:261:U:H5	54:CB:79:ARG:NE	2.15	0.44
1:A:744:C:H2'	1:A:745:C:C6	2.51	0.44
1:A:974:A:H8	1:A:974:A:OP1	2.01	0.44
1:A:1178:G:N2	1:A:1180:A:H3'	2.32	0.44
1:A:1284:C:OP2	1:A:1285:A:H2'	2.17	0.44
2:B:444:C:O2'	2:B:445:C:H5'	2.18	0.44
2:B:1889:A:N1	2:B:2234:G:H1'	2.33	0.44
7:G:129:PHE:HB2	7:G:132:VAL:HG22	2.00	0.44
8:H:81:LYS:HA	8:H:81:LYS:HD2	1.61	0.44
12:L:26:LYS:HD2	12:L:37:ASP:OD2	2.17	0.44
15:O:53:HIS:HB2	15:O:94:TYR:CE2	2.52	0.44
19:S:98:GLU:OE1	19:S:100:ARG:NH1	2.51	0.44
23:W:116:VAL:HG23	23:W:175:VAL:HG22	1.99	0.44
4:IA:25:C:H3'	4:IA:26:G:H8	1.83	0.44
36:KA:210:SER:O	36:KA:214:ILE:HG22	2.16	0.44
38:MA:59:ARG:O	38:MA:63:LYS:HG3	2.17	0.44
39:NA:6:PHE:O	39:NA:7:GLU:HB2	2.18	0.44
39:NA:71:LEU:HD23	39:NA:115:VAL:HG22	1.99	0.44
41:PA:76:ARG:O	41:PA:87:VAL:N	2.45	0.44
44:SA:51:ARG:HB3	48:WA:45:ARG:HH21	1.81	0.44
53:BB:11:VAL:HG22	53:BB:15:LEU:HD22	1.99	0.44
53:BB:27:GLU:HA	53:BB:28:LYS:HA	1.62	0.44
1:EB:61:G:H1	1:EB:106:C:N4	2.12	0.44
1:EB:145:G:N2	1:EB:146:G:H1'	2.32	0.44
1:EB:236:G:H5''	51:DD:42:TYR:OH	2.17	0.44
1:EB:423:G:H3'	1:EB:423:G:N3	2.33	0.44
1:EB:971:G:C8	1:EB:1365:G:H4'	2.52	0.44
2:FB:308:G:C6	2:FB:309:G:C6	3.05	0.44
2:FB:922:U:H2'	2:FB:923:C:C6	2.52	0.44
2:FB:1045:A:N3	2:FB:1047:G:N2	2.64	0.44
2:FB:1065:U:O2'	2:FB:1069:A:N6	2.50	0.44
2:FB:1075:C:H5''	2:FB:1076:C:C6	2.51	0.44
2:FB:1112:G:H2'	2:FB:1113:U:C6	2.52	0.44
2:FB:1636:C:H2'	2:FB:1637:A:C8	2.52	0.44
2:FB:2348:U:H5'	30:HC:21:TYR:OH	2.18	0.44

*Continued on next page...*

*Continued from previous page...*

Atom-1	Atom-2	Interatomic distance (Å)	Clash overlap (Å)
2:FB:2409:G:H2'	2:FB:2410:G:O4'	2.17	0.44
2:FB:2592:G:C6	2:FB:2593:U:C2	3.05	0.44
2:FB:2819:G:C6	2:FB:2821:A:C2	3.04	0.44
2:FB:2849:U:P	17:UB:95:ARG:NH1	2.91	0.44
5:IB:71:ASP:HB2	5:IB:103:ARG:HH12	1.82	0.44
5:IB:253:GLN:HB2	5:IB:257:LEU:CD2	2.47	0.44
9:MB:83:TYR:HD2	9:MB:136:ILE:O	1.99	0.44
4:MC:25:C:H3'	4:MC:26:G:H8	1.82	0.44
35:NC:311:ASN:HD22	35:NC:316:ARG:NH2	2.15	0.44
36:OC:141:GLU:O	36:OC:145:LEU:HB2	2.17	0.44
37:PC:128:PHE:HD1	37:PC:129:ALA:H	1.65	0.44
44:WC:9:ARG:HB2	44:WC:95:GLU:OE2	2.18	0.44
45:XC:38:ASN:HA	45:XC:39:PRO:HD3	1.80	0.44
1:A:191(F):U:H2'	1:A:191(G):G:C8	2.52	0.44
1:A:731:G:OP1	1:A:766:A:H1'	2.17	0.44
1:A:1167:A:P	1:A:1167:A:H8	2.39	0.44
2:B:711:G:N2	2:B:720:C:N3	2.53	0.44
2:B:1490:A:H4'	2:B:1491:G:OP2	2.17	0.44
2:B:1919:A:C8	2:B:1920:4OC:H5	2.52	0.44
2:B:2026:C:H2'	2:B:2027:G:O4'	2.17	0.44
2:B:2210:G:H3'	2:B:2211:G:N7	2.31	0.44
2:B:2405:G:OP1	13:M:77:ARG:NH2	2.51	0.44
2:B:2516:G:O6	2:B:2517:C:N4	2.51	0.44
2:B:2892:A:H2'	2:B:2893:G:O4'	2.18	0.44
5:E:79:VAL:HG23	5:E:114:GLY:H	1.82	0.44
9:I:54:ARG:NH1	9:I:62:LYS:HG2	2.33	0.44
10:J:82:ARG:HB2	10:J:88:ILE:HD13	2.00	0.44
12:L:16:ALA:HB2	12:L:52:VAL:HG21	1.98	0.44
14:N:43:THR:N	14:N:46:GLN:OE1	2.47	0.44
14:N:74:TYR:HD2	14:N:75:THR:N	2.15	0.44
23:W:30:ASN:HA	23:W:89:PHE:HE1	1.83	0.44
34:HA:22:A:N6	35:JA:195:ARG:HA	2.32	0.44
4:IA:1:C:H5'	4:IA:2:G:C8	2.52	0.44
35:JA:271:LEU:HD23	35:JA:271:LEU:HA	1.79	0.44
36:KA:181:PHE:O	36:KA:183:PRO:HD3	2.17	0.44
41:PA:121:ALA:O	41:PA:123:GLU:N	2.43	0.44
45:TA:108:ILE:CD1	52:AB:87:ARG:HH11	2.30	0.44
46:UA:53:ARG:HB3	46:UA:69:TYR:HE1	1.83	0.44
52:AB:52:PRO:O	52:AB:56:THR:HG23	2.18	0.44
1:EB:38:G:N2	1:EB:397:A:H5''	2.27	0.44
1:EB:93:U:H2'	1:EB:95:G:C8	2.53	0.44

*Continued on next page...*

*Continued from previous page...*

Atom-1	Atom-2	Interatomic distance (Å)	Clash overlap (Å)
1:EB:746:A:H5''	1:EB:747:C:OP2	2.17	0.44
1:EB:803:G:C6	1:EB:804:U:C4	3.05	0.44
1:EB:1134:G:H2'	1:EB:1138:G:O6	2.17	0.44
1:EB:1256:A:N1	1:EB:1277:C:H2'	2.33	0.44
1:EB:1270:C:H2'	1:EB:1271:G:H8	1.82	0.44
2:FB:41:C:H2'	2:FB:43:G:O4'	2.18	0.44
2:FB:270(J):G:H4'	25:CC:81:ARG:CZ	2.48	0.44
2:FB:374:A:N6	2:FB:400:G:O2'	2.47	0.44
2:FB:998:C:H2'	2:FB:999:U:O4'	2.18	0.44
2:FB:1027:A:C6	2:FB:1126:A:C4	3.06	0.44
2:FB:1263:U:C4	2:FB:1264:G:C6	3.06	0.44
2:FB:2126:A:N6	2:FB:2163:C:H4'	2.32	0.44
2:FB:2419:U:H2'	2:FB:2420:C:C6	2.52	0.44
2:FB:2747:G:O6	2:FB:2755:C:H5''	2.17	0.44
2:FB:2808:U:O2'	2:FB:2809:A:H5'	2.17	0.44
3:GB:61:G:C6	3:GB:62:C:C4	3.05	0.44
19:WB:1:MET:HE3	19:WB:99:ILE:HD12	2.00	0.44
23:AC:52:SER:HG	23:AC:53:ILE:H	1.59	0.44
33:KC:29:ASN:HA	33:KC:30:PRO:HD3	1.86	0.44
38:QC:12:CYS:SG	38:QC:18:LYS:HD2	2.57	0.44
42:UC:45:ILE:HD12	42:UC:47:GLY:N	2.32	0.44
42:UC:86:ILE:HG13	42:UC:133:LEU:HD22	1.98	0.44
47:ZC:4:ILE:HA	47:ZC:5:ALA:HA	1.55	0.44
1:A:1167:A:H8	1:A:1167:A:OP1	2.00	0.44
2:B:1024:G:O5'	2:B:1024:G:H8	2.01	0.44
2:B:1971:A:C2	5:E:241:PRO:HD3	2.53	0.44
2:B:2126:A:OP2	2:B:2126:A:C8	2.71	0.44
2:B:2126:A:N6	2:B:2163:C:H4'	2.32	0.44
2:B:2536:G:C6	2:B:2537:U:C4	3.06	0.44
2:B:2643:G:H2'	2:B:2644:G:O4'	2.18	0.44
3:C:28:C:OP1	16:P:31:SER:OG	2.26	0.44
3:C:96:G:C5	3:C:97:G:C8	3.06	0.44
5:E:218:ARG:HG3	5:E:218:ARG:NH1	2.17	0.44
6:F:37:ARG:HD2	6:F:44:TYR:OH	2.17	0.44
7:G:205:ARG:HB2	7:G:205:ARG:NH1	2.12	0.44
16:P:59:LYS:HD2	16:P:59:LYS:HA	1.83	0.44
25:Y:86:SER:HB3	25:Y:89:GLU:HG2	1.98	0.44
4:IA:75:C:H5'	35:JA:261:ARG:HH11	1.82	0.44
35:JA:110:ASN:HB3	35:JA:167:SER:HA	1.99	0.44
38:MA:92:VAL:O	38:MA:95:GLY:N	2.51	0.44
38:MA:178:VAL:C	38:MA:180:GLY:H	2.20	0.44

*Continued on next page...*

*Continued from previous page...*

Atom-1	Atom-2	Interatomic distance (Å)	Clash overlap (Å)
45:TA:52:GLY:H	45:TA:55:LYS:HE2	1.82	0.44
54:CB:14:LYS:HA	54:CB:17:ARG:CZ	2.47	0.44
1:EB:790:A:H61	1:EB:1498:UR3:P	2.41	0.44
1:EB:1417:G:C6	1:EB:1482:G:C6	3.06	0.44
2:FB:261:G:O2'	2:FB:609(B):G:O2'	2.18	0.44
2:FB:329:G:O6	22:ZB:19:LYS:N	2.48	0.44
2:FB:406:G:O5'	2:FB:406:G:H8	2.01	0.44
2:FB:833:U:H2'	2:FB:834:C:H6	1.82	0.44
2:FB:2361:A:OP2	32:JC:26:LYS:HE3	2.17	0.44
2:FB:2599:G:C2	2:FB:2600:A:C4	3.05	0.44
7:KB:123:LEU:HD12	7:KB:124:LEU:N	2.32	0.44
8:LB:132:ASN:OD1	8:LB:132:ASN:N	2.50	0.44
10:NB:88:ILE:HD12	10:NB:89:TYR:O	2.18	0.44
11:OB:39:ARG:NH2	11:OB:41:ASP:OD1	2.50	0.44
13:QB:3:LEU:HD13	13:QB:3:LEU:HA	1.85	0.44
26:DC:2:LYS:HE2	26:DC:2:LYS:HB2	1.86	0.44
33:KC:8:LYS:H	33:KC:8:LYS:HG3	1.48	0.44
35:NC:191:GLU:OE1	35:NC:195:ARG:HD3	2.17	0.44
36:OC:46:LYS:HB3	36:OC:46:LYS:HZ3	1.81	0.44
37:PC:60:ALA:HB3	37:PC:63:ASN:HB2	1.99	0.44
38:QC:30:LYS:HA	38:QC:35:ARG:HD2	1.99	0.44
1:A:201:C:C4	1:A:209:U:H1'	2.53	0.44
1:A:623:C:H2'	1:A:624:C:O4'	2.18	0.44
1:A:803:G:H2'	1:A:804:U:O4'	2.17	0.44
2:B:191:A:H2'	2:B:192:C:C6	2.52	0.44
2:B:304:G:C6	2:B:305:U:C4	3.05	0.44
2:B:704:G:O2'	2:B:726:G:N2	2.48	0.44
2:B:2545:G:H2'	2:B:2546:U:O4'	2.18	0.44
2:B:2788:C:O2'	2:B:2809:A:N3	2.50	0.44
4:D:70:G:O2'	4:D:71:C:H5'	2.18	0.44
15:O:46:GLY:HA2	15:O:49:ASP:HB2	1.98	0.44
16:P:5:THR:O	16:P:8:GLU:HG2	2.17	0.44
17:Q:91:ARG:NH1	17:Q:120:ARG:NH1	2.66	0.44
21:U:61:GLY:HA3	21:U:73:ARG:O	2.18	0.44
23:W:3:TYR:O	23:W:58:VAL:N	2.39	0.44
23:W:177:PRO:HB2	23:W:178:GLU:H	1.65	0.44
4:IA:11:A:H61	4:IA:24:U:H3	1.64	0.44
42:QA:92:ARG:HB3	42:QA:94:TYR:CE2	2.52	0.44
45:TA:20:TYR:CE1	45:TA:83:ILE:HD12	2.53	0.44
45:TA:75:TYR:N	45:TA:75:TYR:CD2	2.85	0.44
47:VA:4:ILE:HA	47:VA:5:ALA:HA	1.58	0.44

*Continued on next page...*

*Continued from previous page...*

Atom-1	Atom-2	Interatomic distance (Å)	Clash overlap (Å)
49:XA:56:LEU:O	49:XA:60:VAL:HG23	2.18	0.44
51:ZA:27:PHE:CE1	51:ZA:36:ILE:HD11	2.53	0.44
1:EB:532:A:H2'	37:PC:161:GLU:OE2	2.18	0.44
1:EB:962:C:N4	1:EB:973:G:H1	2.07	0.44
1:EB:1021:G:N2	1:EB:1022:G:H1'	2.32	0.44
1:EB:1261:A:N6	1:EB:1262:C:O2	2.51	0.44
2:FB:101:G:H4'	2:FB:102:G:OP2	2.18	0.44
2:FB:700:G:H1	2:FB:732:C:H42	1.66	0.44
2:FB:969:U:OP1	27:EC:17:LYS:HD2	2.18	0.44
2:FB:980:A:N6	2:FB:981:A:N1	2.66	0.44
2:FB:1050:A:H2'	2:FB:1051:G:C8	2.53	0.44
2:FB:1708:C:H5''	2:FB:1709:U:OP2	2.18	0.44
2:FB:2543:G:H2'	2:FB:2544:G:C8	2.52	0.44
2:FB:2563:U:H4'	12:PB:28:SER:HA	2.00	0.44
2:FB:2579:C:H2'	2:FB:2580:U:O4'	2.17	0.44
2:FB:2615:U:C2	29:GC:7:PRO:HA	2.53	0.44
2:FB:2792:G:N2	2:FB:2805:G:H1'	2.32	0.44
4:HB:7:G:H2'	4:HB:49:G:H5''	1.99	0.44
5:IB:159:ALA:HB1	5:IB:198:ASN:O	2.18	0.44
12:PB:61:VAL:HG21	12:PB:111:PHE:CE1	2.52	0.44
14:RB:72:LYS:HB3	14:RB:94:VAL:HG23	1.98	0.44
24:BC:75:LEU:HD23	24:BC:75:LEU:HA	1.86	0.44
26:DC:10:LEU:HA	26:DC:13:ALA:HB3	2.00	0.44
35:NC:314:GLN:OE1	35:NC:314:GLN:N	2.51	0.44
37:PC:148:GLY:HA3	37:PC:172:ARG:O	2.18	0.44
38:QC:154:ASN:O	38:QC:159:ARG:HD2	2.18	0.44
39:RC:110:LEU:HB3	39:RC:115:VAL:HB	2.00	0.44
43:VC:106:ALA:O	43:VC:108:VAL:HG23	2.18	0.44
54:GD:53:LEU:HD22	54:GD:53:LEU:HA	1.77	0.44
1:A:925:G:C2	1:A:927:G:C8	3.06	0.44
2:B:185:U:H2'	2:B:186:G:C8	2.53	0.44
2:B:489:G:H2'	2:B:491:G:O4'	2.18	0.44
2:B:945:A:C5	2:B:2448:A:N1	2.86	0.44
2:B:1509:A:OP2	2:B:1509:A:H8	2.00	0.44
2:B:2401:U:H3'	2:B:2402:C:C6	2.52	0.44
2:B:2429:G:N7	13:M:56:SER:OG	2.45	0.44
2:B:2871:C:H5''	2:B:2872:G:OP1	2.17	0.44
3:C:61:G:C6	3:C:62:C:C4	3.06	0.44
5:E:30:GLU:O	5:E:32:SER:N	2.51	0.44
8:H:59:GLU:O	8:H:63:ILE:HG13	2.18	0.44
8:H:115:ARG:CZ	47:VA:7:VAL:HG13	2.48	0.44

*Continued on next page...*

*Continued from previous page...*

Atom-1	Atom-2	Interatomic distance (Å)	Clash overlap (Å)
16:P:35:ILE:HG21	16:P:66:ALA:HB2	2.00	0.44
17:Q:99:LEU:O	17:Q:102:ILE:HG12	2.17	0.44
35:JA:191:GLU:OE1	35:JA:195:ARG:HD3	2.18	0.44
48:WA:37:PHE:CD1	48:WA:39:LEU:HD12	2.52	0.44
53:BB:16:LEU:HB3	53:BB:20:LEU:HG	2.00	0.44
54:CB:67:ALA:HA	54:CB:72:LEU:O	2.17	0.44
1:EB:27:G:C6	1:EB:557:G:C2	3.05	0.44
1:EB:448:A:O2'	1:EB:449:C:H5'	2.17	0.44
1:EB:475:G:H2'	1:EB:476:G:C8	2.53	0.44
1:EB:1265:G:N2	1:EB:1270:C:N3	2.66	0.44
2:FB:579:G:H2'	2:FB:580:C:C6	2.52	0.44
2:FB:828:U:O4	2:FB:2247:A:H1'	2.17	0.44
2:FB:1406:U:H2'	2:FB:1407:C:H6	1.81	0.44
2:FB:1971:A:C4	5:IB:241:PRO:HG3	2.53	0.44
2:FB:2052:G:C6	2:FB:2053:G:N7	2.86	0.44
2:FB:2315:G:C6	2:FB:2316:C:N4	2.86	0.44
2:FB:2867:G:O2'	2:FB:2868:A:OP2	2.31	0.44
14:RB:87:LYS:HG2	14:RB:88:GLY:N	2.32	0.44
25:CC:70:VAL:HG12	25:CC:71:TYR:HD2	1.82	0.44
26:DC:47:ASN:H	26:DC:47:ASN:HD22	1.66	0.44
35:NC:193:GLN:O	35:NC:195:ARG:N	2.51	0.44
40:SC:40:VAL:HG13	40:SC:63:TYR:CD1	2.53	0.44
40:SC:46:ARG:HB2	40:SC:60:PHE:HE1	1.80	0.44
44:WC:30:SER:HB3	44:WC:80:LYS:HG2	1.99	0.44
46:YC:10:LEU:HD13	51:DD:32:TYR:CZ	2.53	0.44
49:BD:33:THR:OG1	49:BD:63:ARG:HD2	2.16	0.44
55:HD:6:ARG:NH1	55:HD:15:ARG:NH2	2.66	0.44
1:A:690:G:OP2	45:TA:27:ASN:HB3	2.17	0.44
1:A:723:U:O2'	1:A:724:G:O5'	2.27	0.44
1:A:790:A:C6	1:A:791:G:C6	3.06	0.44
1:A:1011:G:H1	1:A:1018:C:H42	1.65	0.44
1:A:1349:A:P	43:RA:118:LYS:HZ1	2.41	0.44
2:B:288:C:H2'	2:B:289:A:H8	1.83	0.44
2:B:1164:G:H2'	2:B:1165:U:O4'	2.17	0.44
2:B:2156:G:H2'	2:B:2157:G:C6	2.53	0.44
2:B:2277:G:O3'	14:N:11:LYS:HD2	2.17	0.44
2:B:2329:G:H2'	2:B:2330:G:C8	2.52	0.44
2:B:2343:C:O2'	2:B:2373:G:O2'	2.36	0.44
2:B:2459:A:N3	2:B:2459:A:H2'	2.33	0.44
9:I:141:VAL:HA	9:I:144:VAL:HG12	2.00	0.44
11:K:128:HIS:HA	11:K:129:PRO:HD3	1.69	0.44

*Continued on next page...*



*Continued from previous page...*

Atom-1	Atom-2	Interatomic distance (Å)	Clash overlap (Å)
20:T:19:LEU:HA	20:T:19:LEU:HD12	1.64	0.44
24:X:50:ASN:ND2	24:X:83:PRO:HD3	2.33	0.44
35:JA:330:ASP:O	35:JA:334:GLU:N	2.51	0.44
35:JA:349:GLN:HA	35:JA:352:GLN:HB2	1.99	0.44
36:KA:109:SER:HA	36:KA:112:VAL:HB	2.00	0.44
39:NA:78:HIS:HD1	42:QA:104:ARG:NH1	2.15	0.44
40:OA:6:VAL:HG22	40:OA:90:VAL:HG22	2.00	0.44
40:OA:8:ILE:HD11	40:OA:79:LEU:HD13	1.98	0.44
41:PA:89:MET:CE	41:PA:155:ARG:HB2	2.47	0.44
51:ZA:84:LEU:HA	51:ZA:87:LYS:HG3	1.99	0.44
1:EB:35:G:C6	1:EB:36:C:N4	2.86	0.44
1:EB:305:G:OP2	1:EB:305:G:H8	2.00	0.44
1:EB:417:C:H2'	1:EB:418:C:C6	2.53	0.44
1:EB:946:A:O2'	1:EB:1333:A:N3	2.45	0.44
1:EB:1400:5MC:O5'	1:EB:1400:5MC:H6	2.00	0.44
2:FB:288:C:H2'	2:FB:289:A:H8	1.80	0.44
2:FB:1047:G:HO2'	2:FB:1048:A:H8	1.66	0.44
2:FB:1364:G:N7	25:CC:3:LYS:HD2	2.33	0.44
2:FB:2012:G:P	20:XB:11:ARG:HH22	2.31	0.44
2:FB:2344:U:H3'	30:HC:37:ARG:HB2	2.00	0.44
2:FB:2377:A:H2'	2:FB:2378:A:C8	2.53	0.44
2:FB:2522:U:H3	2:FB:2543:G:H1	1.66	0.44
5:IB:174:ILE:HG12	5:IB:184:LYS:HG2	1.99	0.44
9:MB:101:ARG:HG3	9:MB:117:PRO:HG3	1.99	0.44
13:QB:107:LYS:O	13:QB:110:TYR:HB2	2.17	0.44
15:SB:49:ASP:OD1	15:SB:95:THR:OG1	2.34	0.44
18:VB:51:LYS:H	18:VB:51:LYS:HG2	1.62	0.44
41:TC:71:PRO:HA	41:TC:138:LYS:HE2	1.99	0.44
42:UC:11:THR:HG22	42:UC:15:ASN:ND2	2.32	0.44
45:XC:82:VAL:HB	45:XC:108:ILE:HA	1.98	0.44
47:ZC:114:ARG:O	47:ZC:116:THR:N	2.51	0.44
54:GD:76:ALA:O	54:GD:80:ARG:HB2	2.18	0.44
1:A:1124:G:H22	1:A:1149:C:H42	1.66	0.44
1:A:1349:A:H2'	1:A:1349:A:N3	2.32	0.44
2:B:111:A:C2	2:B:112:U:C2	3.06	0.44
2:B:458:G:N2	2:B:459:U:O4	2.48	0.44
2:B:1153:C:H2'	2:B:1154:G:O4'	2.17	0.44
2:B:2345:G:N3	2:B:2381:C:H2'	2.33	0.44
2:B:2401:U:OP1	30:DA:18:ARG:NH2	2.51	0.44
2:B:2426:A:H3'	2:B:2427:C:H5'	1.99	0.44
2:B:2744:G:H1'	2:B:2761:G:N2	2.33	0.44

*Continued on next page...*



*Continued from previous page...*

Atom-1	Atom-2	Interatomic distance (Å)	Clash overlap (Å)
5:E:68:LYS:O	5:E:70:TRP:N	2.47	0.44
5:E:261:LYS:HD3	5:E:263:ARG:NH2	2.33	0.44
6:F:163:GLU:O	6:F:165:VAL:HG23	2.18	0.44
6:F:174:ASP:OD1	6:F:175:VAL:N	2.47	0.44
9:I:13:LYS:HA	9:I:14:GLY:HA2	1.67	0.44
9:I:56:SER:H	9:I:61:HIS:CE1	2.36	0.44
15:O:9:LYS:HA	15:O:17:ARG:HH11	1.83	0.44
23:W:22:GLY:O	23:W:41:LEU:HB2	2.18	0.44
23:W:103:ARG:HH11	23:W:103:ARG:HG2	1.83	0.44
28:BA:67:TYR:HE1	53:BB:41:VAL:HG21	1.83	0.44
4:IA:48:C:H2'	4:IA:59:A:H4'	1.99	0.44
38:MA:21:LEU:HD23	38:MA:21:LEU:HA	1.49	0.44
38:MA:155:LEU:HD13	38:MA:155:LEU:HA	1.88	0.44
42:QA:45:ILE:HD12	42:QA:47:GLY:N	2.33	0.44
49:XA:15:PHE:CE1	49:XA:84:LYS:HD3	2.53	0.44
1:EB:455:C:H42	1:EB:477:G:H1	1.66	0.44
1:EB:1117:G:H5''	43:VC:104:ARG:HH12	1.83	0.44
1:EB:1499:A:OP2	1:EB:1505:G:OP2	2.36	0.44
2:FB:90:U:H4'	2:FB:91:A:O5'	2.18	0.44
2:FB:270(G):U:H2'	2:FB:270(H):C:C6	2.53	0.44
2:FB:270(U):G:H2'	2:FB:270(V):C:C6	2.53	0.44
2:FB:375:C:H5''	2:FB:408:G:H5''	1.98	0.44
2:FB:534:U:H5'	18:VB:42:ALA:HB1	1.99	0.44
2:FB:581:C:H2'	2:FB:582:G:C8	2.53	0.44
2:FB:721:C:H2'	2:FB:722:A:C8	2.52	0.44
2:FB:974(B):C:OP2	2:FB:974(B):C:H4'	2.15	0.44
2:FB:1322:A:C5	2:FB:1323:U:C5	3.06	0.44
2:FB:1565:C:C2	2:FB:1567:A:C8	3.06	0.44
2:FB:1676:A:H2'	2:FB:1677:A:O4'	2.18	0.44
2:FB:2129:C:C2'	2:FB:2130:U:H5'	2.47	0.44
2:FB:2630:G:H1'	2:FB:2894:G:C1'	2.48	0.44
2:FB:2648:C:H2'	2:FB:2649:U:C6	2.53	0.44
2:FB:2783:G:H2'	2:FB:2784:C:C6	2.53	0.44
3:GB:90:C:OP1	14:RB:16:ARG:NH2	2.51	0.44
9:MB:101:ARG:NH1	9:MB:121:ILE:O	2.50	0.44
24:BC:26:TYR:O	24:BC:29:GLN:HB2	2.18	0.44
27:EC:13:ILE:H	27:EC:13:ILE:HG13	1.59	0.44
27:EC:31:LEU:HD13	27:EC:32:GLN:H	1.83	0.44
32:JC:36:LYS:HD2	32:JC:40:GLU:HG2	2.00	0.44
4:MC:50:U:H2'	4:MC:51:C:C6	2.53	0.44
38:QC:78:LEU:HD23	38:QC:78:LEU:N	2.33	0.44

*Continued on next page...*

*Continued from previous page...*

Atom-1	Atom-2	Interatomic distance (Å)	Clash overlap (Å)
38:QC:114:ARG:H	38:QC:114:ARG:HG2	1.47	0.44
39:RC:27:ARG:HE	39:RC:27:ARG:HB3	1.56	0.44
42:UC:53:VAL:HB	42:UC:58:TYR:CD2	2.53	0.44
43:VC:69:GLY:O	43:VC:73:GLN:HG3	2.18	0.44
51:DD:84:LEU:HA	51:DD:87:LYS:HG3	2.00	0.44
54:GD:45:GLN:HA	54:GD:91:LEU:HD21	2.00	0.44
54:GD:93:GLU:HA	54:GD:97:ALA:HA	2.00	0.44
1:A:448:A:O2'	1:A:449:C:H5'	2.18	0.43
2:B:49:A:H4'	2:B:50:U:H5''	2.00	0.43
2:B:1047:G:HO2'	2:B:1110:G:H22	1.65	0.43
2:B:1344:G:C2	2:B:1385:G:C8	3.06	0.43
2:B:2522:U:H5''	2:B:2523:G:OP2	2.18	0.43
2:B:2601:C:OP2	57:B:9001:BLS:N14	2.51	0.43
3:C:50:G:P	16:P:63:THR:HG23	2.58	0.43
4:D:18:G:H22	4:D:54:5MU:HN3	1.65	0.43
5:E:71:ASP:HB2	5:E:103:ARG:HH12	1.82	0.43
6:F:1:MET:HB3	6:F:83:ASP:O	2.17	0.43
12:L:13:ASN:OD1	12:L:13:ASN:N	2.48	0.43
21:U:63:LYS:HE3	21:U:63:LYS:HB2	1.75	0.43
26:Z:5:GLU:O	26:Z:9:GLN:HB2	2.18	0.43
4:IA:29:G:C2	4:IA:30:G:C8	3.06	0.43
35:JA:126:LEU:CD2	35:JA:157:GLY:HA3	2.48	0.43
39:NA:110:LEU:HB3	39:NA:115:VAL:HB	1.99	0.43
46:UA:110:VAL:HG22	46:UA:120:TYR:HB3	2.00	0.43
47:VA:24:GLY:HA3	47:VA:66:LEU:HD12	2.00	0.43
1:EB:833:U:H3	1:EB:853:G:H1	1.65	0.43
1:EB:994:A:N1	1:EB:1047:G:H4'	2.32	0.43
1:EB:1320:C:C4	53:FD:36:ARG:HD3	2.53	0.43
2:FB:185:U:H2'	2:FB:186:G:C8	2.53	0.43
2:FB:276:A:H5''	2:FB:277:C:C6	2.53	0.43
2:FB:307:G:H21	2:FB:330:A:N6	2.15	0.43
2:FB:604:G:C6	2:FB:625:G:C2	3.06	0.43
2:FB:639:U:H2'	2:FB:640:C:C6	2.53	0.43
2:FB:780:G:OP1	5:IB:218:ARG:NH2	2.50	0.43
2:FB:784:A:H5'	2:FB:785:G:OP1	2.18	0.43
2:FB:898:C:H2'	2:FB:899:A:O4'	2.17	0.43
2:FB:1535:U:H3'	2:FB:1537:C:H42	1.83	0.43
2:FB:1794:U:H2'	2:FB:1795:C:H6	1.84	0.43
3:GB:16:G:N2	3:GB:69:G:H1'	2.33	0.43
5:IB:215:LEU:HB2	5:IB:217:ARG:HG3	2.00	0.43
5:IB:275:LYS:HG2	5:IB:276:LYS:H	1.82	0.43

*Continued on next page...*

*Continued from previous page...*

Atom-1	Atom-2	Interatomic distance (Å)	Clash overlap (Å)
9:MB:127:GLU:HB2	9:MB:128:PRO:HD2	1.99	0.43
10:NB:130:TYR:CE2	10:NB:132:PRO:HG3	2.53	0.43
23:AC:179:ASP:O	23:AC:182:LYS:HB2	2.17	0.43
30:HC:38:LYS:HB2	30:HC:49:HIS:CE1	2.52	0.43
4:MC:48:C:H2'	4:MC:59:A:H4'	2.00	0.43
39:RC:10:MET:HA	39:RC:32:VAL:HG23	2.00	0.43
40:SC:62:TRP:O	40:SC:62:TRP:HE3	2.00	0.43
44:WC:69:ASN:O	44:WC:70:ARG:NH1	2.51	0.43
51:DD:29:HIS:CG	51:DD:30:PRO:HD2	2.52	0.43
52:ED:51:LEU:HA	52:ED:52:PRO:HD3	1.84	0.43
1:A:661:G:H1	1:A:744:C:H42	1.66	0.43
1:A:687:A:N3	1:A:688:G:H1'	2.33	0.43
1:A:748:C:H1'	1:A:749:C:OP2	2.18	0.43
1:A:1086:U:H3	1:A:1099:G:H22	1.66	0.43
1:A:1371:G:C6	1:A:1372:U:C4	3.06	0.43
1:A:1500:A:OP2	1:A:1505:G:OP2	2.36	0.43
2:B:657:U:H2'	2:B:658:C:C6	2.54	0.43
2:B:995:C:OP2	18:R:54:LYS:NZ	2.51	0.43
2:B:1070:A:H3'	2:B:1071:G:C5'	2.44	0.43
2:B:1355:G:P	5:E:38:LYS:HZ2	2.41	0.43
2:B:1621:U:H5''	2:B:1622:G:OP1	2.17	0.43
2:B:2146:C:OP2	2:B:2146:C:C6	2.68	0.43
2:B:2314:C:H4'	8:H:38:VAL:HG21	1.99	0.43
2:B:2480:C:N4	2:B:2481:G:C6	2.86	0.43
2:B:2543:G:H2'	2:B:2544:G:C8	2.53	0.43
8:H:11:TYR:HA	8:H:15:VAL:HB	2.00	0.43
10:J:82:ARG:C	10:J:88:ILE:HG12	2.38	0.43
21:U:31:HIS:HA	21:U:32:PRO:HD3	1.89	0.43
25:Y:88:LYS:HE2	25:Y:92:LYS:HZ1	1.82	0.43
32:FA:32:LEU:HD12	32:FA:32:LEU:HA	1.84	0.43
36:KA:153:ARG:O	36:KA:155:LEU:N	2.50	0.43
41:PA:87:VAL:HG13	41:PA:151:TYR:O	2.18	0.43
41:PA:89:MET:HE3	41:PA:155:ARG:HB2	2.00	0.43
43:RA:50:LEU:HD23	43:RA:85:LEU:HD11	1.99	0.43
45:TA:34:ASP:HB2	45:TA:35:PRO:CD	2.47	0.43
51:ZA:46:ASP:OD2	51:ZA:49:GLU:HA	2.18	0.43
1:EB:542:G:H5'	38:QC:41:GLY:HA3	1.99	0.43
1:EB:803:G:H2'	1:EB:804:U:O4'	2.18	0.43
1:EB:1060:C:OP1	48:AD:45:ARG:NH2	2.49	0.43
1:EB:1292:U:OP2	41:TC:41:ARG:NH2	2.51	0.43
1:EB:1347:G:C2	1:EB:1374:A:OP2	2.71	0.43

*Continued on next page...*

*Continued from previous page...*

Atom-1	Atom-2	Interatomic distance (Å)	Clash overlap (Å)
2:FB:1289:C:H2'	2:FB:1290:C:H6	1.83	0.43
2:FB:1666:G:H4'	12:PB:6:THR:HG23	2.00	0.43
2:FB:2432:A:H5''	2:FB:2433:A:OP2	2.17	0.43
2:FB:2516:G:C6	2:FB:2517:C:N4	2.86	0.43
2:FB:2695:C:H2'	2:FB:2696:U:C6	2.52	0.43
3:GB:88:C:H2'	3:GB:89(A):G:C8	2.53	0.43
4:HB:38:A:H2'	4:HB:39:C:O4'	2.18	0.43
5:IB:121:PRO:HD3	5:IB:190:TYR:OH	2.18	0.43
8:LB:16:ARG:HD3	8:LB:31:VAL:HG11	2.00	0.43
9:MB:94:TYR:CE2	9:MB:160:LYS:HG2	2.53	0.43
10:NB:48:GLU:OE1	10:NB:48:GLU:N	2.50	0.43
12:PB:118:ALA:HA	12:PB:119:PRO:HD2	1.81	0.43
13:QB:89:ALA:O	13:QB:91:PHE:N	2.50	0.43
18:VB:83:LEU:HG	18:VB:88:ILE:HD12	1.99	0.43
24:BC:2:ALA:HA	4:MC:76:A:H62	1.83	0.43
25:CC:46:LEU:HA	25:CC:46:LEU:HD23	1.70	0.43
35:NC:349:GLN:HA	35:NC:352:GLN:HB2	2.00	0.43
36:OC:155:LEU:CD1	36:OC:157:ARG:HB3	2.48	0.43
38:QC:196:LEU:HA	38:QC:197:PRO:HD3	1.81	0.43
47:ZC:80:ARG:O	47:ZC:84:ILE:HG12	2.18	0.43
47:ZC:94:ARG:NH1	47:ZC:96:LEU:HD12	2.28	0.43
52:ED:68:LYS:HA	52:ED:68:LYS:NZ	2.33	0.43
53:FD:16:LEU:HB3	53:FD:20:LEU:HG	2.00	0.43
1:A:24:U:H2'	1:A:25:C:C6	2.51	0.43
1:A:256:U:H2'	1:A:257:G:O4'	2.18	0.43
1:A:664:G:N2	1:A:741:G:H1	1.99	0.43
1:A:824:C:C1'	42:QA:1:MET:H1	2.31	0.43
2:B:486:C:H2'	2:B:487:C:C6	2.50	0.43
2:B:875:G:H2'	2:B:876:C:O4'	2.18	0.43
2:B:1638:C:H1'	2:B:2698:U:O2'	2.17	0.43
2:B:1789:A:OP1	5:E:222:ARG:HG3	2.18	0.43
2:B:1829:A:H3'	2:B:1830:C:C6	2.53	0.43
2:B:1889:A:H2'	2:B:1890:A:C8	2.53	0.43
2:B:2001:A:H2'	2:B:2002:G:O4'	2.18	0.43
2:B:2217:G:H2'	2:B:2218:G:H8	1.83	0.43
2:B:2563:U:H4'	12:L:28:SER:HA	2.00	0.43
3:C:61:G:H2'	3:C:62:C:O4'	2.18	0.43
6:F:104:VAL:HG21	6:F:188:VAL:HG22	2.00	0.43
6:F:134:ILE:C	6:F:136:ARG:H	2.21	0.43
17:Q:28:VAL:CG1	17:Q:49:VAL:HG23	2.48	0.43
22:V:29:GLU:O	22:V:38:ILE:HG22	2.18	0.43

*Continued on next page...*

*Continued from previous page...*

Atom-1	Atom-2	Interatomic distance (Å)	Clash overlap (Å)
22:V:86:ARG:HG2	22:V:87:LYS:H	1.83	0.43
25:Y:6:GLU:OE2	25:Y:60:PHE:HD1	2.01	0.43
25:Y:39:LYS:HZ2	25:Y:39:LYS:HB3	1.83	0.43
37:LA:150:LYS:HG3	37:LA:169:ALA:HB2	1.99	0.43
49:XA:8:LYS:HG2	49:XA:12:ILE:HD11	2.01	0.43
54:CB:17:ARG:HE	54:CB:17:ARG:HB2	1.59	0.43
1:EB:354:G:N2	1:EB:388:G:O2'	2.41	0.43
1:EB:689:C:OP1	45:XC:44:SER:OG	2.27	0.43
1:EB:790:A:C6	1:EB:791:G:C6	3.05	0.43
1:EB:1500:A:OP2	1:EB:1505:G:OP2	2.37	0.43
2:FB:105:C:H2'	2:FB:106:C:C6	2.54	0.43
2:FB:135:G:H1	2:FB:144:C:H42	1.65	0.43
2:FB:649:G:H2'	2:FB:650:C:O4'	2.18	0.43
2:FB:1287:A:C5	2:FB:1288:U:C4	3.06	0.43
2:FB:1349:A:H5''	2:FB:1350:C:H5''	2.00	0.43
2:FB:1446:C:H2'	2:FB:1447:G:C8	2.53	0.43
2:FB:2516:G:C4	2:FB:2569:G:N2	2.86	0.43
2:FB:2585:U:O4	35:NC:235:GLN:HB2	2.19	0.43
2:FB:2889:C:H2'	2:FB:2891:G:O4'	2.18	0.43
5:IB:261:LYS:HD3	5:IB:263:ARG:NH2	2.32	0.43
8:LB:96:ARG:O	8:LB:99:MET:HB3	2.18	0.43
8:LB:113:ARG:CG	8:LB:113:ARG:NH1	2.78	0.43
10:NB:115:ALA:HB2	10:NB:131:LYS:HE2	2.00	0.43
13:QB:85:LEU:HD13	13:QB:120:ALA:HB2	2.00	0.43
16:TB:5:THR:O	16:TB:8:GLU:HG2	2.17	0.43
17:UB:102:ILE:HD12	17:UB:110:ILE:HD11	2.00	0.43
35:NC:166:ILE:O	35:NC:171:VAL:HG11	2.18	0.43
37:PC:91:LEU:HB3	37:PC:99:VAL:HG21	2.00	0.43
41:TC:146:GLU:C	41:TC:148:ASN:H	2.19	0.43
48:AD:37:PHE:HD1	48:AD:39:LEU:HD12	1.83	0.43
50:CD:58:TYR:HB3	50:CD:59:TRP:CD1	2.53	0.43
54:GD:75:ASN:N	54:GD:75:ASN:OD1	2.51	0.43
2:B:875:G:C4'	23:W:170:THR:HG21	2.47	0.43
2:B:1027:A:C6	2:B:1126:A:C4	3.07	0.43
2:B:1517:G:C2	2:B:1518:C:C2	3.06	0.43
2:B:2275:C:O2	14:N:85:LYS:HG2	2.19	0.43
2:B:2324:C:O2'	2:B:2337:G:H5'	2.19	0.43
2:B:2747:G:O6	2:B:2755:C:H5''	2.18	0.43
5:E:223:GLY:HA3	5:E:231:HIS:CE1	2.53	0.43
6:F:54:GLN:HE21	6:F:58:ARG:HB3	1.83	0.43
10:J:130:TYR:CE2	10:J:132:PRO:HG3	2.53	0.43

*Continued on next page...*

*Continued from previous page...*

Atom-1	Atom-2	Interatomic distance (Å)	Clash overlap (Å)
13:M:148:LEU:HD23	13:M:149:GLU:N	2.33	0.43
16:P:32:LEU:H	16:P:32:LEU:HG	1.32	0.43
17:Q:81:PRO:HG2	17:Q:82:LEU:HD12	2.01	0.43
20:T:55:ALA:O	20:T:58:ALA:HB3	2.17	0.43
23:W:30:ASN:HA	23:W:89:PHE:CE1	2.53	0.43
37:LA:173:VAL:N	37:LA:174:PRO:HD3	2.33	0.43
38:MA:11:LEU:HD23	38:MA:66:ARG:HD3	2.01	0.43
39:NA:15:ARG:HD2	39:NA:26:PHE:CE1	2.53	0.43
41:PA:54:THR:HB	41:PA:56:GLN:HG3	2.00	0.43
43:RA:55:ALA:O	43:RA:57:GLY:N	2.51	0.43
46:UA:84:LEU:HB2	46:UA:105:TYR:CE2	2.53	0.43
1:EB:323:U:O3'	54:GD:22:ARG:HD3	2.18	0.43
1:EB:1135:U:H4'	1:EB:1138:G:C5	2.54	0.43
2:FB:862:G:P	14:RB:18:LYS:HZ3	2.41	0.43
2:FB:1352:U:O2	2:FB:1570:A:H2	2.00	0.43
2:FB:1716:U:H3	2:FB:1743:G:H1	1.64	0.43
2:FB:2171:A:HO2'	2:FB:2172:U:H5''	1.83	0.43
2:FB:2290:G:C6	2:FB:2291:U:N3	2.87	0.43
2:FB:2329:G:H2'	2:FB:2330:G:C8	2.53	0.43
3:GB:26:A:C5	3:GB:27:C:C4	3.06	0.43
6:JB:134:ILE:C	6:JB:136:ARG:H	2.22	0.43
10:NB:79:ILE:O	10:NB:144:VAL:HA	2.18	0.43
10:NB:128:LEU:HB2	10:NB:129:THR:H	1.61	0.43
14:RB:58:PHE:HZ	14:RB:106:VAL:HG11	1.83	0.43
15:SB:37:THR:OG1	15:SB:40:LYS:HG3	2.18	0.43
24:BC:45:PHE:CE1	24:BC:69:PHE:HE2	2.36	0.43
25:CC:53:VAL:HG21	25:CC:94:LEU:HD11	2.00	0.43
28:FC:57:GLU:HA	28:FC:58:ARG:HA	1.63	0.43
32:JC:56:GLU:HA	32:JC:56:GLU:OE2	2.18	0.43
4:MC:29:G:C2	4:MC:30:G:C8	3.06	0.43
37:PC:138:VAL:HG11	37:PC:170:GLN:HB3	2.01	0.43
44:WC:50:ILE:HD12	48:AD:41:ARG:NH2	2.29	0.43
46:YC:76:ASN:OD1	46:YC:77:LEU:HD23	2.18	0.43
48:AD:42:ILE:O	48:AD:46:GLU:N	2.36	0.43
1:A:46:G:O2'	1:A:365:U:H1'	2.18	0.43
1:A:81:G:O6	1:A:86:U:H5''	2.19	0.43
1:A:81:G:N2	1:A:89:U:O2	2.51	0.43
1:A:376:G:H1'	1:A:389:A:H2	1.83	0.43
1:A:724:G:C2	1:A:725:G:C8	3.06	0.43
2:B:237:C:C2	2:B:261:G:C2	3.06	0.43
2:B:754:C:O2'	2:B:1272:A:N1	2.48	0.43

*Continued on next page...*

*Continued from previous page...*

Atom-1	Atom-2	Interatomic distance (Å)	Clash overlap (Å)
2:B:996:A:H4'	18:R:91:ASP:OD2	2.17	0.43
2:B:2259:G:C2	2:B:2282:G:C6	3.06	0.43
3:C:99:A:C4	3:C:100:G:C8	3.06	0.43
10:J:114:LEU:HD13	10:J:130:TYR:HD1	1.84	0.43
15:O:33:ARG:O	15:O:33:ARG:HG3	2.18	0.43
25:Y:48:LYS:HE3	25:Y:59:THR:HB	1.99	0.43
35:JA:174:ARG:HD3	35:JA:341:ILE:HD13	2.00	0.43
38:MA:12:CYS:SG	38:MA:18:LYS:HE3	2.58	0.43
38:MA:113:SER:O	38:MA:116:GLN:HB3	2.18	0.43
39:NA:71:LEU:HD21	39:NA:113:ALA:O	2.17	0.43
46:UA:39:VAL:HG12	46:UA:57:LYS:HB2	2.01	0.43
51:ZA:29:HIS:CG	51:ZA:30:PRO:HD2	2.53	0.43
1:EB:998(B):C:H2'	1:EB:999:U:C6	2.54	0.43
1:EB:1115:C:H2'	1:EB:1116:C:H5'	1.99	0.43
1:EB:1124:G:H22	1:EB:1149:C:H42	1.65	0.43
1:EB:1143:G:H2'	1:EB:1144:G:C8	2.53	0.43
2:FB:633:A:H1'	2:FB:2403:C:O3'	2.18	0.43
2:FB:1164:G:H2'	2:FB:1165:U:O4'	2.18	0.43
2:FB:1384:A:N3	2:FB:1405:U:H1'	2.33	0.43
2:FB:1616:A:H4'	2:FB:1617:C:OP2	2.18	0.43
2:FB:1734:C:H2'	2:FB:1735:U:O4'	2.18	0.43
2:FB:2093:G:H4'	10:NB:25:TYR:H	1.83	0.43
2:FB:2373:G:H2'	2:FB:2374:C:C6	2.54	0.43
2:FB:2376:A:N3	16:TB:106:ARG:NH2	2.60	0.43
2:FB:2643:G:H2'	2:FB:2644:G:O4'	2.18	0.43
2:FB:2792:G:H22	2:FB:2805:G:H1'	1.82	0.43
3:GB:30:C:H2'	3:GB:31:C:H5'	2.00	0.43
3:GB:90:C:H5'	14:RB:16:ARG:HH22	1.82	0.43
5:IB:147:LEU:HD12	5:IB:147:LEU:HA	1.78	0.43
8:LB:143:GLU:O	28:FC:28:LYS:HD2	2.19	0.43
9:MB:13:LYS:HA	9:MB:14:GLY:HA2	1.64	0.43
9:MB:102:ALA:HA	9:MB:117:PRO:HD3	1.99	0.43
11:OB:63:THR:HB	11:OB:64:GLY:H	1.61	0.43
13:QB:121:LYS:HA	13:QB:122:PRO:HD2	1.73	0.43
15:SB:104:ARG:HD3	15:SB:107:ASP:OD1	2.19	0.43
19:WB:18:LEU:HG	19:WB:20:LEU:H	1.84	0.43
27:EC:8:LEU:HB2	27:EC:28:LEU:HD13	1.99	0.43
39:RC:53:LEU:O	39:RC:57:LYS:N	2.51	0.43
39:RC:57:LYS:HG2	39:RC:61:TYR:CE2	2.53	0.43
41:TC:125:MET:H	41:TC:125:MET:HG2	1.59	0.43
42:UC:118:VAL:O	42:UC:119:LEU:HD23	2.18	0.43

*Continued on next page...*



*Continued from previous page...*

Atom-1	Atom-2	Interatomic distance (Å)	Clash overlap (Å)
46:YC:46:LYS:HG2	46:YC:92:0TD:O	2.18	0.43
47:ZC:10:PRO:HG2	47:ZC:21:TYR:CD2	2.53	0.43
1:A:305:G:H8	1:A:305:G:OP2	2.02	0.43
1:A:428:G:C8	1:A:430:A:C4	3.07	0.43
1:A:1135:U:H4'	1:A:1138:G:C5	2.54	0.43
1:A:1206:G:H4'	37:LA:192:THR:O	2.18	0.43
1:A:1270:C:H2'	1:A:1271:G:H8	1.83	0.43
2:B:185:U:H2'	2:B:186:G:H8	1.82	0.43
2:B:1263:U:H2'	2:B:1264:G:C8	2.53	0.43
2:B:1461:G:H2'	2:B:1462:C:H6	1.84	0.43
2:B:2305:A:H5''	8:H:134:GLY:HA3	2.01	0.43
2:B:2376:A:C2	2:B:2377:A:H1'	2.53	0.43
2:B:2472:G:H2'	2:B:2475:C:H42	1.84	0.43
4:D:54:5MU:H73	4:D:55:PSU:C2	2.52	0.43
5:E:24:ILE:HD11	5:E:91:ARG:HD3	2.01	0.43
5:E:174:ILE:HG12	5:E:184:LYS:HG2	2.01	0.43
6:F:40:GLU:HG3	6:F:41:LYS:N	2.34	0.43
9:I:111:HIS:HB2	9:I:112:PRO:HD2	2.00	0.43
19:S:75:PHE:HD1	19:S:82:ARG:CG	2.32	0.43
23:W:31:ARG:HG3	23:W:32:HIS:CD2	2.53	0.43
23:W:33:LEU:HG	23:W:34:ASN:N	2.33	0.43
32:FA:39:LYS:HA	32:FA:42:ARG:NH1	2.34	0.43
32:FA:50:LEU:CB	32:FA:55:ALA:HB2	2.48	0.43
35:JA:142:ARG:HB2	35:JA:144:TRP:CD2	2.53	0.43
35:JA:172:TYR:O	35:JA:176:LYS:N	2.50	0.43
35:JA:222:LEU:HA	35:JA:222:LEU:HD12	1.76	0.43
36:KA:118:LEU:HB3	36:KA:142:LEU:HD12	2.00	0.43
37:LA:86:VAL:HA	37:LA:89:GLU:HB2	1.99	0.43
37:LA:140:ARG:HA	37:LA:140:ARG:HD3	1.31	0.43
48:WA:26:ARG:NH1	48:WA:43:CYS:SG	2.91	0.43
1:EB:568:G:N2	1:EB:569:C:C2	2.87	0.43
1:EB:687:A:N3	1:EB:688:G:H1'	2.33	0.43
1:EB:750:G:N3	49:BD:23:GLY:HA3	2.33	0.43
1:EB:988:G:N2	1:EB:1016:A:N3	2.63	0.43
1:EB:1000:A:H2	1:EB:1040:U:H3	1.66	0.43
1:EB:1176:A:H2'	1:EB:1177:G:C8	2.54	0.43
1:EB:1349:A:N3	1:EB:1349:A:H2'	2.34	0.43
2:FB:662:G:N1	2:FB:663:G:C5	2.87	0.43
2:FB:1206:G:C2	2:FB:1207:C:C2	3.07	0.43
2:FB:1341:U:OP2	2:FB:1394:U:O2'	2.28	0.43
2:FB:1473:G:H2'	2:FB:1474:C:O4'	2.18	0.43

*Continued on next page...*



*Continued from previous page...*

Atom-1	Atom-2	Interatomic distance (Å)	Clash overlap (Å)
2:FB:1479:G:H5''	2:FB:1560:G:H4'	2.01	0.43
2:FB:1669:A:C2	2:FB:1994:C:H1'	2.54	0.43
2:FB:2776:A:H4'	2:FB:2777:G:H5''	2.01	0.43
2:FB:2885:C:N3	2:FB:2886:G:H1'	2.34	0.43
5:IB:275:LYS:HE2	5:IB:276:LYS:HB2	2.00	0.43
6:JB:104:VAL:HG11	6:JB:188:VAL:HG22	2.00	0.43
9:MB:54:ARG:HA	9:MB:55:PRO:HD3	1.82	0.43
9:MB:83:TYR:CD1	9:MB:138:LYS:HD3	2.53	0.43
12:PB:71:ARG:NH1	17:UB:74:ARG:HH21	2.13	0.43
19:WB:68:LYS:HD2	19:WB:68:LYS:N	2.32	0.43
20:XB:64:MET:H	20:XB:64:MET:HG2	1.69	0.43
23:AC:99:TYR:HA	23:AC:124:ILE:O	2.19	0.43
27:EC:8:LEU:HD12	27:EC:53:LEU:O	2.18	0.43
36:OC:67:THR:HG21	36:OC:155:LEU:HD11	2.01	0.43
43:VC:15:ALA:HB2	43:VC:65:VAL:HG23	2.00	0.43
44:WC:57:LYS:HE3	44:WC:60:ARG:HH22	1.83	0.43
53:FD:25:LYS:C	53:FD:27:GLU:H	2.22	0.43
53:FD:64:GLU:HB3	53:FD:65:ASN:H	1.53	0.43
1:A:1226:C:N4	47:VA:104:ARG:HE	2.17	0.43
1:A:1313:U:O4	53:BB:2:PRO:HA	2.19	0.43
1:A:1323:G:H2'	1:A:1324:A:C8	2.53	0.43
2:B:548:A:C2	2:B:549:G:H1'	2.53	0.43
2:B:579:G:H2'	2:B:580:C:C6	2.53	0.43
2:B:1978:A:H2'	2:B:1979:C:C6	2.53	0.43
2:B:2071:A:C2	2:B:2072:G:C5	3.07	0.43
2:B:2123:G:C2'	2:B:2124:G:H5''	2.48	0.43
8:H:46:ALA:HB3	8:H:53:LEU:HD23	2.01	0.43
20:T:58:ALA:HB1	20:T:64:MET:HG3	2.01	0.43
24:X:11:ARG:O	24:X:11:ARG:HD2	2.19	0.43
24:X:23:VAL:HG22	24:X:38:VAL:HG22	2.00	0.43
26:Z:61:LEU:HD23	26:Z:61:LEU:HA	1.79	0.43
28:BA:48:ARG:HH22	28:BA:52:THR:HA	1.84	0.43
29:CA:37:LYS:HD3	29:CA:37:LYS:HA	1.62	0.43
35:JA:139:ALA:O	35:JA:144:TRP:HB2	2.18	0.43
40:OA:1:MET:HA	40:OA:67:MET:O	2.18	0.43
41:PA:58:PRO:HA	41:PA:61:VAL:HG12	2.01	0.43
41:PA:60:LYS:H	41:PA:60:LYS:HG2	1.72	0.43
43:RA:69:GLY:O	43:RA:73:GLN:HG3	2.19	0.43
44:SA:4:ILE:HB	44:SA:74:ILE:HG13	2.00	0.43
48:WA:42:ILE:HG22	48:WA:46:GLU:HG3	2.01	0.43
50:YA:6:LEU:HG	50:YA:17:TYR:HB3	2.00	0.43

*Continued on next page...*

*Continued from previous page...*

Atom-1	Atom-2	Interatomic distance (Å)	Clash overlap (Å)
1:EB:191(F):U:H2'	1:EB:191(G):G:C8	2.53	0.43
1:EB:375:U:H3	1:EB:389:A:H61	1.65	0.43
1:EB:1049:U:OP1	48:AD:3:ARG:HB2	2.18	0.43
1:EB:1288:A:C6	1:EB:1289:A:C5	3.06	0.43
2:FB:198:C:O2'	2:FB:199:A:H5'	2.18	0.43
2:FB:234:C:H2'	2:FB:235:U:C6	2.49	0.43
2:FB:531:C:C5	2:FB:2035:G:C2	3.06	0.43
2:FB:645:C:H5''	2:FB:646:A:OP2	2.19	0.43
2:FB:996:A:H4'	18:VB:91:ASP:OD2	2.19	0.43
2:FB:1389:G:H2'	2:FB:1390:U:C6	2.53	0.43
2:FB:2017:U:O2'	29:GC:9:LYS:HD2	2.19	0.43
2:FB:2017:U:H4'	29:GC:8:LYS:O	2.19	0.43
2:FB:2079:U:OP1	25:CC:21:ARG:NH2	2.52	0.43
2:FB:2472:G:H2'	2:FB:2475:C:H42	1.83	0.43
2:FB:2593:U:H3	2:FB:2600:A:H61	1.66	0.43
2:FB:2679:A:C2	2:FB:2729:G:C2	3.06	0.43
3:GB:13:A:N1	3:GB:69:G:O2'	2.33	0.43
8:LB:73:ALA:HB3	8:LB:85:GLY:H	1.83	0.43
18:VB:94:ASN:O	18:VB:97:ASP:HB3	2.19	0.43
19:WB:98:GLU:OE1	19:WB:100:ARG:NH1	2.51	0.43
29:GC:41:PRO:HG2	29:GC:44:THR:OG1	2.18	0.43
4:MC:8:4SU:O2'	4:MC:21:A:N1	2.39	0.43
36:OC:163:PHE:HD2	36:OC:163:PHE:HA	1.69	0.43
36:OC:187:LEU:HD23	36:OC:187:LEU:H	1.84	0.43
38:QC:112:VAL:HB	38:QC:113:SER:H	1.62	0.43
40:SC:12:PRO:O	40:SC:14:LEU:N	2.51	0.43
47:ZC:15:VAL:O	47:ZC:19:LEU:HD13	2.19	0.43
1:A:6:G:H4'	1:A:298:A:H4'	2.01	0.43
1:A:238:G:C6	1:A:239:U:C4	3.07	0.43
1:A:432:A:H3'	1:A:433:C:C6	2.53	0.43
1:A:585:G:O2'	1:A:879:C:H5''	2.19	0.43
1:A:688:G:H2'	1:A:689:C:H6	1.83	0.43
1:A:843:U:C5	1:A:848:C:H1'	2.54	0.43
1:A:1299:A:N3	1:A:1299:A:H2'	2.33	0.43
1:A:1305:G:OP2	1:A:1305:G:C8	2.71	0.43
2:B:106:C:H2'	2:B:107:C:H6	1.84	0.43
2:B:211:A:O5'	2:B:211:A:H8	2.01	0.43
2:B:310:A:O2'	2:B:311:A:OP2	2.28	0.43
2:B:855:G:O2'	24:X:27:GLU:OE2	2.24	0.43
2:B:1106:G:C2	2:B:1107:G:C5	3.06	0.43
2:B:1473:G:H2'	2:B:1474:C:O4'	2.19	0.43

*Continued on next page...*

*Continued from previous page...*

Atom-1	Atom-2	Interatomic distance (Å)	Clash overlap (Å)
2:B:1734:C:H2'	2:B:1735:U:O4'	2.19	0.43
2:B:1843:C:H2'	2:B:1844:C:C6	2.48	0.43
2:B:2583:G:H2'	2:B:2584:U:O4'	2.19	0.43
4:D:50:U:H2'	4:D:51:C:C6	2.54	0.43
5:E:58:HIS:ND1	5:E:59:LYS:O	2.33	0.43
6:F:9:VAL:HG22	6:F:25:VAL:O	2.18	0.43
9:I:41:MET:HG2	9:I:55:PRO:HD3	2.00	0.43
10:J:27:ARG:HD3	25:Y:71:TYR:CE1	2.53	0.43
11:K:67:LEU:HD13	11:K:67:LEU:HA	1.82	0.43
15:O:53:HIS:HB2	15:O:94:TYR:HE2	1.84	0.43
21:U:26:TYR:O	21:U:81:VAL:HG23	2.18	0.43
30:DA:38:LYS:HB2	30:DA:49:HIS:CE1	2.54	0.43
31:EA:3:ARG:HA	31:EA:3:ARG:HD3	1.72	0.43
32:FA:40:GLU:O	32:FA:44:LYS:HG3	2.19	0.43
4:IA:43:A:H8	4:IA:43:A:OP2	2.01	0.43
38:MA:165:MET:HA	38:MA:168:ARG:HB2	2.00	0.43
41:PA:146:GLU:C	41:PA:148:ASN:H	2.20	0.43
42:QA:116:LYS:HB3	42:QA:116:LYS:HE2	1.76	0.43
50:YA:50:LYS:HE2	50:YA:50:LYS:HB2	1.83	0.43
1:EB:24:U:H2'	1:EB:25:C:C6	2.51	0.43
1:EB:1029:G:H5'	1:EB:1030:C:OP2	2.18	0.43
1:EB:1196:U:H3'	1:EB:1197:G:C5'	2.48	0.43
2:FB:83:G:N2	2:FB:102:G:H1'	2.34	0.43
2:FB:219:G:C6	2:FB:220:G:C6	3.07	0.43
2:FB:442:G:C2	2:FB:444:C:C4	3.06	0.43
2:FB:1085:A:C2	2:FB:1086:A:H1'	2.54	0.43
2:FB:2126:A:C8	2:FB:2126:A:OP2	2.72	0.43
2:FB:2128:C:H5'	2:FB:2129:C:OP2	2.19	0.43
2:FB:2180:U:H2'	2:FB:2181:G:O4'	2.19	0.43
3:GB:99:A:C4	3:GB:100:G:C8	3.07	0.43
9:MB:113:VAL:HG11	9:MB:151:ILE:HD13	2.01	0.43
13:QB:126:VAL:HG12	13:QB:148:LEU:HB2	2.00	0.43
15:SB:36:THR:CG2	15:SB:37:THR:H	2.27	0.43
16:TB:112:PHE:CD1	16:TB:112:PHE:OXT	2.72	0.43
17:UB:28:VAL:CG1	17:UB:49:VAL:HG23	2.47	0.43
18:VB:3:ARG:NH1	18:VB:5:LYS:HB3	2.34	0.43
21:YB:63:LYS:HE3	21:YB:63:LYS:HB2	1.74	0.43
22:ZB:10:GLY:HA2	22:ZB:27:VAL:HB	2.01	0.43
25:CC:20:ARG:HB2	25:CC:33:LYS:O	2.19	0.43
32:JC:54:GLU:O	32:JC:57:ARG:HG3	2.18	0.43
35:NC:103:LYS:HD2	35:NC:104:ASP:H	1.84	0.43

*Continued on next page...*

*Continued from previous page...*

Atom-1	Atom-2	Interatomic distance (Å)	Clash overlap (Å)
36:OC:92:TYR:CZ	36:OC:151:GLY:HA3	2.54	0.43
37:PC:93:LYS:HB3	37:PC:94:LEU:HD22	2.00	0.43
37:PC:108:ASN:HB3	37:PC:111:LEU:HD12	2.00	0.43
41:TC:111:ARG:HA	41:TC:112:PRO:HD3	1.86	0.43
42:UC:107:LEU:HD23	42:UC:107:LEU:HA	1.89	0.43
43:VC:118:LYS:NZ	43:VC:118:LYS:CB	2.81	0.43
44:WC:90:LEU:HA	44:WC:91:PRO:HD3	1.90	0.43
54:GD:18:GLN:O	54:GD:20:LEU:N	2.52	0.43
1:A:408:A:H61	1:A:434:U:H3	1.67	0.43
1:A:833:U:H3	1:A:853:G:H1	1.66	0.43
2:B:149:A:H2'	2:B:150:C:O4'	2.18	0.43
2:B:309:G:C6	2:B:330:A:C2	3.07	0.43
2:B:545:G:C2	2:B:547:A:OP2	2.72	0.43
2:B:639:U:H2'	2:B:640:C:C6	2.54	0.43
2:B:669:G:H2'	2:B:669:G:N3	2.34	0.43
2:B:1312:U:OP2	21:U:63:LYS:NZ	2.39	0.43
2:B:2527:C:H2'	2:B:2528:U:O4'	2.19	0.43
2:B:2747:G:C2	2:B:2756:U:H5	2.36	0.43
5:E:140:THR:O	5:E:165:ILE:HG12	2.19	0.43
8:H:113:ARG:CG	8:H:113:ARG:NH1	2.80	0.43
8:H:143:GLU:O	28:BA:28:LYS:HD2	2.18	0.43
10:J:95:LYS:HA	10:J:111:PRO:HB3	2.00	0.43
13:M:107:LYS:O	13:M:110:TYR:HB2	2.19	0.43
16:P:12:PHE:O	16:P:16:ASN:N	2.40	0.43
22:V:105:ALA:HB1	22:V:107:ASP:H	1.83	0.43
25:Y:40:ARG:NH2	25:Y:42:GLN:HG2	2.34	0.43
34:HA:17:U:C2'	34:HA:18:G:H5'	2.49	0.43
36:KA:116:GLU:HG2	36:KA:117:GLU:N	2.32	0.43
38:MA:100:ARG:O	38:MA:104:VAL:HG23	2.19	0.43
39:NA:6:PHE:CE2	39:NA:63:ARG:HG2	2.53	0.43
41:PA:78:ARG:HG3	41:PA:156:TRP:HZ3	1.83	0.43
46:UA:45:PRO:HD3	46:UA:51:ALA:O	2.18	0.43
47:VA:80:ARG:O	47:VA:84:ILE:HG12	2.19	0.43
1:EB:46:G:H2'	1:EB:366:C:C5	2.53	0.43
1:EB:376:G:H1'	1:EB:389:A:H2	1.83	0.43
1:EB:688:G:C5	1:EB:700:G:C2	3.06	0.43
1:EB:1228:C:OP1	47:ZC:108:ARG:NH1	2.44	0.43
1:EB:1353:G:OP1	55:HD:10:ARG:NH1	2.52	0.43
1:EB:1518:MA6:H102	1:EB:1519:MA6:C10	2.49	0.43
2:FB:270(U):G:H2'	2:FB:270(V):C:H6	1.84	0.43
2:FB:445:C:N4	2:FB:446:G:O6	2.52	0.43

*Continued on next page...*

*Continued from previous page...*

Atom-1	Atom-2	Interatomic distance (Å)	Clash overlap (Å)
2:FB:1043:C:H2'	2:FB:1044:G:C8	2.49	0.43
2:FB:1253:A:H4'	2:FB:1254:A:OP2	2.18	0.43
2:FB:1368:G:OP1	31:IC:28:ARG:NH2	2.50	0.43
2:FB:1466:G:C2'	2:FB:1547:C:H41	2.30	0.43
2:FB:1682:G:C5	2:FB:1683:C:C4	3.07	0.43
2:FB:1966:A:H4'	2:FB:1967:C:OP1	2.18	0.43
2:FB:2026:C:H2'	2:FB:2027:G:O4'	2.18	0.43
2:FB:2305:A:H5''	8:LB:134:GLY:HA3	2.01	0.43
2:FB:2316:C:H1'	8:LB:128:ARG:CZ	2.49	0.43
7:KB:43:LYS:HB3	7:KB:43:LYS:HZ3	1.84	0.43
8:LB:51:ARG:C	8:LB:53:LEU:H	2.18	0.43
8:LB:58:GLN:O	8:LB:62:LEU:HD13	2.19	0.43
16:TB:59:LYS:HD2	16:TB:59:LYS:HA	1.88	0.43
27:EC:30:ARG:HG3	27:EC:30:ARG:NH1	2.33	0.43
32:JC:31:HIS:CE1	32:JC:32:LEU:HD22	2.54	0.43
32:JC:32:LEU:HD12	32:JC:32:LEU:HA	1.84	0.43
36:OC:9:GLU:HG2	36:OC:10:LEU:N	2.33	0.43
36:OC:178:ARG:CZ	42:UC:74:PRO:HB3	2.48	0.43
41:TC:151:TYR:OH	45:XC:54:ARG:NH1	2.42	0.43
45:XC:66:LEU:HB3	45:XC:70:LYS:HE3	2.01	0.43
1:A:31:G:H8	1:A:31:G:OP1	2.02	0.43
1:A:34:C:H2'	1:A:35:G:C8	2.53	0.43
1:A:293:G:H8	1:A:293:G:OP2	2.01	0.43
1:A:533:A:N6	1:A:536:C:O2	2.52	0.43
1:A:538:G:OP2	46:UA:115:LYS:HB2	2.18	0.43
1:A:568:G:N2	1:A:569:C:C2	2.87	0.43
1:A:1115:C:H2'	1:A:1116:C:H5'	2.00	0.43
1:A:1288:A:C6	1:A:1289:A:C5	3.07	0.43
1:A:1292:U:OP2	41:PA:41:ARG:NH2	2.52	0.43
1:A:1410:G:H2'	1:A:1411:C:C6	2.54	0.43
2:B:64:A:H2'	2:B:65:C:C6	2.54	0.43
2:B:146:G:C6	2:B:147:U:C4	3.07	0.43
2:B:271(D):U:H5'	2:B:271:G:OP2	2.19	0.43
2:B:2118:U:C4	2:B:2149:G:H1'	2.54	0.43
2:B:2319:G:N1	16:P:3:ARG:HA	2.34	0.43
2:B:2347:C:O2'	30:DA:21:TYR:OH	2.21	0.43
3:C:9:G:C2	3:C:112:G:C4	3.07	0.43
3:C:21:G:C2	3:C:22:U:H1'	2.54	0.43
4:D:70:G:H2'	4:D:71:C:H6	1.84	0.43
8:H:83:ARG:O	8:H:85:GLY:N	2.52	0.43
9:I:31:GLY:HA3	9:I:136:ILE:HD13	2.01	0.43

*Continued on next page...*

*Continued from previous page...*

Atom-1	Atom-2	Interatomic distance (Å)	Clash overlap (Å)
12:L:119:PRO:HB2	17:Q:68:TYR:CE2	2.54	0.43
19:S:22:VAL:HG22	19:S:94:LEU:HD23	2.01	0.43
23:W:185:GLU:CD	23:W:185:GLU:H	2.21	0.43
29:CA:16:ARG:HG3	29:CA:17:ASP:N	2.34	0.43
32:FA:61:LEU:HD23	32:FA:61:LEU:HA	1.69	0.43
33:GA:6:SER:O	33:GA:6:SER:OG	2.34	0.43
4:IA:3:C:N4	4:IA:4:G:O6	2.52	0.43
36:KA:170:GLU:O	36:KA:174:VAL:HG23	2.19	0.43
37:LA:23:TYR:CG	37:LA:24:ALA:N	2.86	0.43
40:OA:56:PRO:HG2	40:OA:57:GLN:HG3	2.01	0.43
43:RA:50:LEU:HD21	43:RA:81:ILE:HG21	2.01	0.43
1:EB:974:A:H8	1:EB:974:A:OP1	2.01	0.43
1:EB:1009:G:H2'	1:EB:1010:G:C8	2.52	0.43
1:EB:1111:A:H2	37:PC:177:THR:HG23	1.83	0.43
1:EB:1115:C:C2'	1:EB:1116:C:H5'	2.48	0.43
1:EB:1397:C:N3	1:EB:1402:4OC:OP1	2.52	0.43
2:FB:2118:U:C4	2:FB:2149:G:H1'	2.54	0.43
2:FB:2782:G:C2	2:FB:2783:G:C8	3.07	0.43
3:GB:68:C:H2'	3:GB:69:G:O4'	2.18	0.43
6:JB:116:VAL:HG21	6:JB:122:PHE:CD2	2.54	0.43
6:JB:154:LYS:HG3	6:JB:156:MET:HG3	2.01	0.43
9:MB:41:MET:HG2	9:MB:55:PRO:HD3	2.01	0.43
10:NB:114:LEU:HD11	10:NB:128:LEU:HD12	2.00	0.43
11:OB:17:ASP:OD1	11:OB:18:ALA:N	2.47	0.43
11:OB:23:LEU:HA	11:OB:60:ILE:HD12	2.01	0.43
35:NC:324:LEU:HD22	35:NC:343:PRO:HG2	2.01	0.43
36:OC:181:PHE:O	36:OC:183:PRO:HD3	2.18	0.43
37:PC:66:VAL:O	37:PC:102:ASN:HB2	2.18	0.43
39:RC:109:ILE:HD13	39:RC:135:THR:HG21	2.01	0.43
1:A:805:C:H6	1:A:805:C:O5'	2.02	0.42
1:A:953:G:C2	1:A:954:G:H1'	2.54	0.42
1:A:1250:A:H2'	1:A:1251:A:O4'	2.18	0.42
2:B:140:A:C8	2:B:1408:C:O2'	2.66	0.42
2:B:862:G:H8	2:B:862:G:O5'	2.01	0.42
2:B:1349:A:H5''	2:B:1350:C:H5''	2.01	0.42
2:B:2148:G:H2'	2:B:2149:G:C8	2.53	0.42
4:D:7:G:H2'	4:D:49:G:H5''	2.00	0.42
4:D:8:4SU:H2'	4:D:22:G:H1	1.84	0.42
5:E:37:LEU:HD12	5:E:38:LYS:N	2.34	0.42
5:E:68:LYS:C	5:E:70:TRP:H	2.22	0.42
5:E:275:LYS:HG2	5:E:276:LYS:N	2.34	0.42

*Continued on next page...*

*Continued from previous page...*

Atom-1	Atom-2	Interatomic distance (Å)	Clash overlap (Å)
9:I:83:TYR:HD2	9:I:136:ILE:O	2.02	0.42
10:J:25:TYR:O	10:J:29:TYR:HB3	2.19	0.42
13:M:132:LYS:H	13:M:132:LYS:HG2	1.58	0.42
23:W:67:LEU:HD13	23:W:67:LEU:HA	1.86	0.42
23:W:103:ARG:CZ	23:W:103:ARG:HA	2.49	0.42
36:KA:124:SER:HB3	36:KA:125:PRO:HD3	2.01	0.42
36:KA:218:ALA:O	36:KA:222:ILE:HG12	2.19	0.42
38:MA:88:VAL:O	38:MA:92:VAL:HG23	2.19	0.42
42:QA:41:ARG:HG3	42:QA:41:ARG:NH1	2.29	0.42
43:RA:47:LEU:HD22	43:RA:51:ARG:HH11	1.84	0.42
45:TA:31:THR:HG23	45:TA:42:TRP:HB3	2.00	0.42
48:WA:41:ARG:HG3	48:WA:42:ILE:HG12	2.01	0.42
53:BB:49:ILE:HG21	53:BB:71:LEU:HD11	2.00	0.42
1:EB:147:G:N2	1:EB:148:G:N3	2.67	0.42
1:EB:444:C:H2'	1:EB:445:G:C8	2.54	0.42
1:EB:730:G:C5	1:EB:731:G:H1'	2.54	0.42
1:EB:971:G:OP1	1:EB:972:C:H5''	2.18	0.42
1:EB:979:C:H41	1:EB:1360:A:H62	1.66	0.42
1:EB:1281:U:O2'	1:EB:1282:C:H5'	2.19	0.42
2:FB:191:A:H2'	2:FB:192:C:H6	1.83	0.42
2:FB:270(K):G:H2'	2:FB:270(K):G:N3	2.34	0.42
2:FB:398:G:H2'	2:FB:399:G:C8	2.54	0.42
2:FB:1344:G:C2	2:FB:1385:G:C8	3.07	0.42
2:FB:1509:A:H8	2:FB:1509:A:OP2	2.01	0.42
2:FB:1798:U:P	5:IB:273:ARG:HH21	2.28	0.42
2:FB:1946:U:H2'	2:FB:1947:C:C6	2.54	0.42
2:FB:2054:A:OP1	6:JB:145:LYS:HE2	2.18	0.42
2:FB:2319:G:OP1	2:FB:2319:G:H3'	2.19	0.42
2:FB:2331:G:N2	2:FB:2385:C:C4	2.87	0.42
2:FB:2632:A:H1'	2:FB:2810:A:C2	2.54	0.42
3:GB:61:G:H2'	3:GB:62:C:O4'	2.18	0.42
3:GB:63:G:C6	3:GB:64:C:C4	3.07	0.42
7:KB:65:TRP:HB2	7:KB:66:PRO:CD	2.49	0.42
19:WB:22:VAL:HG22	19:WB:94:LEU:HD23	2.01	0.42
22:ZB:90:LEU:HD13	22:ZB:90:LEU:HA	1.81	0.42
27:EC:31:LEU:HD13	27:EC:32:GLN:N	2.33	0.42
35:NC:318:THR:HG22	35:NC:325:THR:HA	2.01	0.42
36:OC:105:PHE:CE2	36:OC:158:LEU:HB2	2.54	0.42
37:PC:122:GLU:HA	37:PC:125:GLU:HB3	2.02	0.42
39:RC:19:MET:SD	39:RC:24:ARG:HG2	2.59	0.42
40:SC:11:ASN:HD22	40:SC:14:LEU:HG	1.84	0.42

*Continued on next page...*



*Continued from previous page...*

Atom-1	Atom-2	Interatomic distance (Å)	Clash overlap (Å)
42:UC:126:LYS:HD3	42:UC:126:LYS:HA	1.57	0.42
45:XC:103:LEU:HD23	45:XC:103:LEU:HA	1.80	0.42
46:YC:126:LYS:HD2	46:YC:126:LYS:HA	1.84	0.42
47:ZC:29:ARG:HH11	47:ZC:64:TRP:CB	2.30	0.42
50:CD:6:LEU:HG	50:CD:17:TYR:HB3	1.99	0.42
1:A:54:C:N4	1:A:353:A:OP2	2.41	0.42
1:A:130:A:HO2'	1:A:131:C:P	2.41	0.42
1:A:563:A:OP2	46:UA:15:ARG:HG3	2.19	0.42
1:A:1136:U:H4'	1:A:1137:C:OP2	2.19	0.42
1:A:1519:MA6:H102	1:A:1520:G:O2'	2.19	0.42
2:B:443:A:C5	7:G:45:ARG:HD2	2.54	0.42
2:B:1485:G:H5''	2:B:1486:A:OP2	2.18	0.42
2:B:1509:A:H4'	2:B:1510:A:N3	2.35	0.42
2:B:1636:C:H2'	2:B:1637:A:C8	2.54	0.42
2:B:1638:C:H2'	2:B:1639:U:O4'	2.20	0.42
2:B:1732:A:H2'	2:B:1733:G:O4'	2.18	0.42
2:B:1952:A:C6	2:B:1953:A:N1	2.88	0.42
2:B:2129:C:C2'	2:B:2130:U:H5'	2.49	0.42
2:B:2783:G:H2'	2:B:2784:C:C6	2.54	0.42
3:C:25:A:H2'	3:C:25:A:N3	2.33	0.42
4:D:12:G:N2	4:D:24:U:H3	2.04	0.42
11:K:16:ILE:HD13	11:K:16:ILE:HA	1.89	0.42
11:K:70:LYS:HZ3	11:K:72:TYR:HE1	1.67	0.42
12:L:73:ASP:OD2	12:L:75:SER:HB3	2.19	0.42
13:M:85:LEU:HD13	13:M:120:ALA:HB2	2.01	0.42
23:W:68:PRO:O	23:W:90:VAL:HA	2.19	0.42
24:X:25:ARG:HD3	24:X:25:ARG:HA	1.81	0.42
28:BA:57:GLU:HA	28:BA:58:ARG:HA	1.64	0.42
35:JA:126:LEU:HD23	35:JA:157:GLY:HA3	2.00	0.42
36:KA:62:ALA:HB1	36:KA:225:ALA:HB3	2.01	0.42
39:NA:10:MET:HA	39:NA:32:VAL:HG23	2.02	0.42
41:PA:77:SER:HB3	41:PA:84:ASN:OD1	2.19	0.42
46:UA:62:SER:HB2	46:UA:64:TYR:CD2	2.54	0.42
53:BB:25:LYS:C	53:BB:27:GLU:H	2.22	0.42
1:EB:217:C:H2'	1:EB:218:C:C6	2.55	0.42
1:EB:252:U:H5'	1:EB:253:U:OP2	2.19	0.42
1:EB:1308:U:H2'	1:EB:1309:G:H8	1.84	0.42
2:FB:251:A:C5	2:FB:252:G:H1'	2.54	0.42
2:FB:273(A):G:N2	2:FB:365:C:C2	2.86	0.42
2:FB:280:C:C2	2:FB:361:G:N2	2.87	0.42
2:FB:309:G:C6	2:FB:330:A:C2	3.07	0.42

*Continued on next page...*



*Continued from previous page...*

Atom-1	Atom-2	Interatomic distance (Å)	Clash overlap (Å)
2:FB:599:G:C2	2:FB:600:G:C8	3.07	0.42
2:FB:1115:G:C2	2:FB:1116:C:C2	3.06	0.42
2:FB:1855:G:H1	2:FB:1887:C:H42	1.67	0.42
2:FB:2258:C:O2'	2:FB:2426:A:H4'	2.20	0.42
2:FB:2729:G:O2'	6:JB:170:LEU:HD11	2.19	0.42
4:HB:50:U:H2'	4:HB:51:C:C6	2.53	0.42
7:KB:95:ARG:HB3	7:KB:97:TYR:HE2	1.79	0.42
9:MB:83:TYR:CE1	9:MB:138:LYS:HD3	2.55	0.42
13:QB:98:GLU:CD	13:QB:98:GLU:H	2.22	0.42
16:TB:15:ARG:NE	16:TB:25:ARG:HH21	2.17	0.42
20:XB:9:TYR:HD1	20:XB:102:HIS:HE2	1.67	0.42
23:AC:48:PHE:CE1	23:AC:71:VAL:HG21	2.50	0.42
26:DC:61:LEU:HD23	26:DC:61:LEU:HA	1.71	0.42
35:NC:279:HIS:O	35:NC:282:GLU:HG3	2.19	0.42
35:NC:302:ASP:C	35:NC:304:SER:H	2.21	0.42
36:OC:30:ARG:HD2	36:OC:31:TYR:CE2	2.54	0.42
39:RC:151:LEU:HB3	42:UC:79:VAL:HG22	2.01	0.42
44:WC:8:LEU:HB2	44:WC:70:ARG:HB2	2.01	0.42
46:YC:39:VAL:HG12	46:YC:57:LYS:HB2	1.99	0.42
1:A:157:G:H1	1:A:164:U:H3	1.67	0.42
1:A:1066:C:H5'	1:A:1067:A:OP2	2.19	0.42
2:B:296:C:O3'	22:V:95:LYS:NZ	2.45	0.42
2:B:642:G:H21	2:B:646:A:H2	1.67	0.42
2:B:1937:A:C8	2:B:1939:5MU:H2'	2.54	0.42
2:B:2135:A:N6	2:B:2155:G:H1	2.18	0.42
7:G:33:LEU:O	7:G:36:VAL:N	2.52	0.42
8:H:58:GLN:O	8:H:62:LEU:HD13	2.19	0.42
15:O:100:LEU:HA	15:O:100:LEU:HD13	1.46	0.42
20:T:25:ARG:NH2	20:T:74:ALA:O	2.51	0.42
20:T:46:PHE:O	20:T:50:VAL:HG23	2.19	0.42
23:W:93:ASP:HB3	23:W:131:ARG:HH22	1.84	0.42
23:W:163:LEU:H	23:W:163:LEU:HG	1.54	0.42
27:AA:23:LEU:HD12	27:AA:23:LEU:HA	1.72	0.42
35:JA:298:LEU:HD23	35:JA:299:GLY:O	2.20	0.42
42:QA:107:LEU:HD23	42:QA:107:LEU:HA	1.82	0.42
46:UA:51:ALA:HB3	46:UA:53:ARG:NH2	2.34	0.42
46:UA:117:ARG:CG	46:UA:122:THR:HB	2.50	0.42
47:VA:84:ILE:HG13	47:VA:85:GLY:H	1.84	0.42
48:WA:58:LYS:HE3	48:WA:58:LYS:HB3	1.85	0.42
49:XA:33:THR:OG1	49:XA:63:ARG:HD2	2.19	0.42
1:EB:836:G:C6	1:EB:851:G:C6	3.07	0.42

*Continued on next page...*

*Continued from previous page...*

Atom-1	Atom-2	Interatomic distance (Å)	Clash overlap (Å)
1:EB:1306:A:H1'	1:EB:1332:A:N1	2.34	0.42
2:FB:312:G:H4'	2:FB:331:A:C2	2.55	0.42
2:FB:851:U:H2'	2:FB:852:G:H8	1.83	0.42
2:FB:1607:C:H4'	2:FB:1608:A:C5'	2.50	0.42
2:FB:2219:G:H2'	2:FB:2224:G:H5'	2.01	0.42
2:FB:2343:C:O2'	2:FB:2373:G:O2'	2.36	0.42
2:FB:2705:A:H2	15:SB:64:ARG:NH1	2.17	0.42
5:IB:140:THR:O	5:IB:165:ILE:HG12	2.19	0.42
8:LB:120:LEU:N	8:LB:179:PRO:O	2.51	0.42
10:NB:87:LYS:HG2	10:NB:89:TYR:N	2.34	0.42
10:NB:110:ASP:OD1	10:NB:112:LYS:N	2.52	0.42
11:OB:46:VAL:HG23	11:OB:48:MET:HG2	2.01	0.42
15:SB:57:ARG:HD2	15:SB:59:ASP:CG	2.40	0.42
22:ZB:13:VAL:HG12	22:ZB:74:PRO:HA	2.01	0.42
30:HC:17:LYS:HZ1	30:HC:50:ARG:NH2	2.17	0.42
37:PC:183:ASP:O	37:PC:201:TYR:HA	2.18	0.42
38:QC:88:VAL:O	38:QC:92:VAL:HG23	2.20	0.42
40:SC:11:ASN:HB2	40:SC:86:ARG:CZ	2.49	0.42
43:VC:55:ALA:O	43:VC:57:GLY:N	2.51	0.42
48:AD:37:PHE:CD1	48:AD:39:LEU:HD12	2.54	0.42
1:A:27:G:C6	1:A:557:G:C2	3.07	0.42
1:A:161:A:H2'	1:A:162:A:C8	2.54	0.42
1:A:632:A:H2'	1:A:633:G:O4'	2.19	0.42
1:A:865:A:H5'	1:A:1078:U:C5	2.54	0.42
1:A:1074:G:C2	1:A:1075:C:C2	3.07	0.42
1:A:1115:C:C2'	1:A:1116:C:H5'	2.48	0.42
1:A:1165:C:N4	1:A:1166:G:O6	2.52	0.42
1:A:1484:C:H2'	1:A:1485:U:O4'	2.19	0.42
1:A:1516:G:N1	1:A:1519:MA6:OP2	2.51	0.42
2:B:441:U:H2'	2:B:442:G:C8	2.54	0.42
2:B:1252:G:N3	18:R:33:ARG:HD2	2.34	0.42
2:B:1310:G:H1	2:B:1604:C:H42	1.66	0.42
2:B:1669:A:H8	12:L:5:GLN:HG3	1.83	0.42
2:B:1914:C:OP2	2:B:1915:5MU:C5M	2.68	0.42
2:B:2071:A:H2'	2:B:2072:G:H8	1.83	0.42
2:B:2139:C:H3'	2:B:2140:C:C6	2.55	0.42
2:B:2180:U:H2'	2:B:2181:G:O4'	2.18	0.42
2:B:2782:G:C2	2:B:2783:G:C8	3.07	0.42
2:B:2869:G:H2'	2:B:2870:C:O4'	2.20	0.42
4:D:71:C:C2	4:D:72:A:C8	3.07	0.42
5:E:155:LEU:HA	5:E:155:LEU:HD12	1.75	0.42

*Continued on next page...*

*Continued from previous page...*

Atom-1	Atom-2	Interatomic distance (Å)	Clash overlap (Å)
7:G:123:LEU:HD12	7:G:124:LEU:N	2.33	0.42
10:J:9:LEU:HD13	10:J:9:LEU:HA	1.87	0.42
10:J:69:LYS:HA	10:J:138:ILE:HG21	2.01	0.42
17:Q:51:ARG:HD2	17:Q:100:TYR:OH	2.18	0.42
22:V:45:VAL:O	22:V:47:LYS:N	2.52	0.42
22:V:75:ILE:O	22:V:106:LEU:HD13	2.18	0.42
23:W:72:ARG:HD3	23:W:72:ARG:HA	1.74	0.42
26:Z:2:LYS:HB2	26:Z:2:LYS:HE2	1.75	0.42
26:Z:53:LEU:HA	26:Z:53:LEU:HD23	1.57	0.42
28:BA:58:ARG:O	28:BA:61:ARG:HB3	2.19	0.42
29:CA:41:PRO:HG2	29:CA:44:THR:OG1	2.19	0.42
35:JA:103:LYS:HD2	35:JA:104:ASP:H	1.83	0.42
39:NA:15:ARG:NH1	39:NA:26:PHE:CZ	2.84	0.42
39:NA:48:ALA:HB1	39:NA:49:PRO:HD2	2.00	0.42
43:RA:15:ALA:HB2	43:RA:65:VAL:HG23	2.01	0.42
44:SA:24:VAL:HG22	44:SA:72:VAL:HG11	2.00	0.42
46:UA:59:ARG:HG3	46:UA:65:GLU:HG2	2.01	0.42
46:UA:126:LYS:HD2	46:UA:126:LYS:HA	1.81	0.42
48:WA:9:LYS:HB3	48:WA:9:LYS:HZ2	1.83	0.42
50:YA:40:ASP:HA	50:YA:41:PRO:HD3	1.75	0.42
1:EB:84:U:H3'	1:EB:84:U:H6	1.84	0.42
1:EB:1478:C:H2'	1:EB:1479:C:H6	1.84	0.42
2:FB:101:G:O3'	26:DC:7:ARG:NH2	2.52	0.42
2:FB:379:G:C6	2:FB:380:U:C5	3.07	0.42
2:FB:576:U:OP1	2:FB:2503:2MA:OP1	2.38	0.42
2:FB:1021:A:C8	2:FB:1021:A:C3'	3.03	0.42
2:FB:2110:G:H4'	2:FB:2111:C:OP2	2.19	0.42
2:FB:2455:G:N2	2:FB:2498:C:C4	2.88	0.42
2:FB:2637:U:H5''	6:JB:82:ARG:HH12	1.85	0.42
2:FB:2892:A:H2'	2:FB:2893:G:O4'	2.19	0.42
6:JB:18:ASP:HB3	17:UB:82:LEU:HD21	2.01	0.42
6:JB:48:GLN:HG2	6:JB:78:LEU:HG	2.02	0.42
6:JB:109:LYS:NZ	6:JB:191:PRO:HA	2.35	0.42
8:LB:173:LEU:HD23	8:LB:173:LEU:HA	1.75	0.42
13:QB:95:VAL:HB	13:QB:125:VAL:HG12	2.01	0.42
14:RB:74:TYR:HD2	14:RB:75:THR:N	2.17	0.42
23:AC:182:LYS:HB3	23:AC:186:GLU:OE2	2.19	0.42
25:CC:24:ALA:HB3	25:CC:27:GLU:HB2	2.01	0.42
27:EC:40:THR:HG23	27:EC:43:ILE:HD12	2.01	0.42
29:GC:32:PRO:HB3	29:GC:37:LYS:HD3	2.01	0.42
33:KC:24:TYR:HA	33:KC:35:ARG:HA	2.01	0.42

*Continued on next page...*

*Continued from previous page...*

Atom-1	Atom-2	Interatomic distance (Å)	Clash overlap (Å)
35:NC:260:GLU:H	35:NC:266:ASN:HD21	1.66	0.42
36:OC:53:ARG:HG2	36:OC:53:ARG:NH1	2.35	0.42
41:TC:60:LYS:O	41:TC:63:LYS:HB2	2.19	0.42
43:VC:50:LEU:HD21	43:VC:81:ILE:HG21	2.02	0.42
45:XC:34:ASP:HB2	45:XC:35:PRO:CD	2.49	0.42
54:GD:49:ALA:O	54:GD:53:LEU:HB2	2.19	0.42
1:A:218:C:H2'	1:A:219:C:C6	2.54	0.42
1:A:245:C:C2	1:A:284:G:C2	3.07	0.42
1:A:418:C:H2'	1:A:419:C:C6	2.54	0.42
1:A:832:C:H2'	1:A:833:U:O4'	2.20	0.42
1:A:1143:G:H2'	1:A:1144:G:C8	2.54	0.42
1:A:1206:G:C6	1:A:1207:2MG:C5	3.08	0.42
1:A:1306:A:H1'	1:A:1332:A:N1	2.34	0.42
2:B:398:G:H2'	2:B:399:G:C8	2.54	0.42
2:B:414:C:H4'	2:B:1879:C:O2	2.18	0.42
2:B:645:C:H5''	2:B:646:A:OP2	2.19	0.42
2:B:763:G:C2	2:B:765:G:C4	3.07	0.42
2:B:1057:A:N6	2:B:1059:G:O4'	2.52	0.42
2:B:1307:A:N6	2:B:1606:G:O2'	2.52	0.42
2:B:1436:G:H1	2:B:1556:C:H42	1.66	0.42
2:B:2409:G:H2'	2:B:2410:G:O4'	2.19	0.42
3:C:16:G:N2	3:C:69:G:H1'	2.34	0.42
5:E:226:MET:H	5:E:226:MET:HG2	1.46	0.42
9:I:94:TYR:CE2	9:I:160:LYS:HG2	2.54	0.42
13:M:121:LYS:HA	13:M:122:PRO:HD2	1.73	0.42
16:P:60:GLY:O	16:P:61:ASN:HB3	2.19	0.42
20:T:4:LYS:HE3	20:T:6:ILE:HG13	2.00	0.42
32:FA:39:LYS:HA	32:FA:42:ARG:HH12	1.85	0.42
4:IA:75:C:C6	35:JA:261:ARG:HB3	2.54	0.42
37:LA:48:TYR:OH	37:LA:122:GLU:HG3	2.19	0.42
37:LA:138:VAL:HG11	37:LA:170:GLN:HB3	2.00	0.42
38:MA:22:LYS:HD2	38:MA:25:ARG:HD3	2.01	0.42
40:OA:43:LEU:HD22	40:OA:43:LEU:H	1.85	0.42
41:PA:115:ARG:O	41:PA:119:ARG:HG3	2.19	0.42
44:SA:90:LEU:HA	44:SA:91:PRO:HD3	1.93	0.42
46:UA:84:LEU:HD23	46:UA:104:VAL:HG21	2.01	0.42
53:BB:37:ARG:O	53:BB:70:LYS:HE3	2.18	0.42
1:EB:343:U:H2'	1:EB:345:C:C5	2.55	0.42
1:EB:767:A:H2'	1:EB:768:A:O4'	2.19	0.42
1:EB:1086:U:H3	1:EB:1099:G:H22	1.67	0.42
1:EB:1144:G:H21	1:EB:1146:A:N6	2.17	0.42

*Continued on next page...*

*Continued from previous page...*

Atom-1	Atom-2	Interatomic distance (Å)	Clash overlap (Å)
1:EB:1228:C:P	47:ZC:108:ARG:HH22	2.43	0.42
1:EB:1245:A:OP2	1:EB:1245:A:H8	2.02	0.42
2:FB:322:A:O4'	2:FB:340:A:H1'	2.20	0.42
2:FB:331:A:C4	2:FB:1209:G:C6	3.07	0.42
2:FB:948:G:N2	2:FB:970:C:O2	2.52	0.42
2:FB:1153:C:H2'	2:FB:1154:G:O4'	2.20	0.42
2:FB:1511:A:H2'	2:FB:1512:G:H5'	2.02	0.42
2:FB:2001:A:H2'	2:FB:2002:G:O4'	2.20	0.42
2:FB:2060:A:OP1	7:KB:69:HIS:N	2.32	0.42
5:IB:218:ARG:CG	5:IB:218:ARG:NH1	2.80	0.42
5:IB:260:ARG:HG2	5:IB:261:LYS:O	2.19	0.42
9:MB:46:GLU:HB2	9:MB:49:VAL:HG12	2.01	0.42
10:NB:34:GLY:O	10:NB:36:ALA:N	2.53	0.42
12:PB:20:MET:O	12:PB:22:ILE:HG23	2.19	0.42
12:PB:49:ARG:HA	12:PB:53:LYS:NZ	2.34	0.42
28:FC:58:ARG:CZ	53:FD:68:GLY:HA3	2.49	0.42
35:NC:109:ARG:O	35:NC:171:VAL:HB	2.19	0.42
36:OC:21:ARG:HB3	36:OC:22:LYS:H	1.57	0.42
36:OC:125:PRO:HB2	36:OC:126:GLU:H	1.70	0.42
38:QC:127:THR:HB	38:QC:132:ARG:HA	2.00	0.42
43:VC:22:GLY:N	43:VC:59:PHE:HA	2.33	0.42
48:AD:6:LEU:HD12	48:AD:6:LEU:HA	1.77	0.42
1:A:41:G:H2'	1:A:42:G:H8	1.82	0.42
1:A:411:A:H8	1:A:411:A:H3'	1.84	0.42
1:A:435:C:H2'	1:A:436:C:C6	2.55	0.42
1:A:544:G:C2	1:A:545:C:C2	3.08	0.42
1:A:706:A:H5''	45:TA:22:HIS:CE1	2.53	0.42
1:A:1280:A:O2'	1:A:1281:U:H5'	2.20	0.42
1:A:1350:A:C5	1:A:1351:U:C4	3.08	0.42
1:A:1422:G:H2'	1:A:1423:G:H8	1.85	0.42
2:B:270(K):G:N3	2:B:270(K):G:H2'	2.35	0.42
2:B:725:G:C6	2:B:726:G:N1	2.88	0.42
2:B:1205:U:C5	7:G:171:PRO:HA	2.55	0.42
2:B:1382:G:H8	2:B:1382:G:O5'	2.01	0.42
2:B:1702:G:C6	2:B:1703:G:C5	3.07	0.42
2:B:1920:4OC:O2	2:B:1920:4OC:H2'	2.20	0.42
2:B:2030:A:H5''	2:B:2031:A:OP1	2.19	0.42
2:B:2733:A:N6	6:F:202:LYS:O	2.53	0.42
12:L:102:VAL:HG23	12:L:121:VAL:HG22	2.00	0.42
15:O:12:ARG:HD3	15:O:16:HIS:HD2	1.82	0.42
19:S:43:GLU:H	19:S:43:GLU:CD	2.22	0.42

*Continued on next page...*

*Continued from previous page...*

Atom-1	Atom-2	Interatomic distance (Å)	Clash overlap (Å)
25:Y:46:LEU:HA	25:Y:46:LEU:HD23	1.76	0.42
4:IA:50:U:H2'	4:IA:51:C:C6	2.54	0.42
36:KA:125:PRO:HB2	36:KA:126:GLU:H	1.71	0.42
37:LA:73:PRO:O	37:LA:77:ILE:HG13	2.20	0.42
38:MA:117:ALA:O	38:MA:121:VAL:HG23	2.19	0.42
39:NA:9:LYS:HB2	39:NA:112:LEU:HD11	2.02	0.42
44:SA:46:ARG:NH1	48:WA:61:TRP:CZ2	2.87	0.42
53:BB:16:LEU:HD23	53:BB:20:LEU:HD21	2.01	0.42
55:DB:6:ARG:HH12	55:DB:15:ARG:NH1	2.18	0.42
1:EB:533:A:N6	1:EB:536:C:O2	2.53	0.42
1:EB:538:G:H2'	1:EB:539:A:O4'	2.19	0.42
1:EB:690:G:OP2	45:XC:27:ASN:HB3	2.19	0.42
1:EB:1079:G:O3'	39:RC:14:ARG:NH2	2.53	0.42
1:EB:1246:C:H2'	1:EB:1247:U:O4'	2.19	0.42
1:EB:1341:U:O2'	1:EB:1342:C:H5'	2.20	0.42
1:EB:1425:U:H1'	1:EB:1476:G:N2	2.34	0.42
2:FB:64:A:O3'	21:YB:71:GLY:HA3	2.20	0.42
2:FB:174:C:H5''	2:FB:175:G:OP2	2.20	0.42
2:FB:271(D):U:H5'	2:FB:271:G:OP2	2.20	0.42
2:FB:857:C:N3	2:FB:858:U:C4	2.87	0.42
2:FB:1292:U:H2'	2:FB:1293:C:C6	2.54	0.42
2:FB:2215:G:H2'	2:FB:2216:G:H8	1.84	0.42
2:FB:2526:G:O2'	33:KC:1:MET:HB2	2.19	0.42
2:FB:2600:A:H2'	2:FB:2601:C:H6	1.85	0.42
3:GB:25:A:N3	3:GB:25:A:H2'	2.35	0.42
3:GB:78:A:H2'	3:GB:79:C:O4'	2.19	0.42
10:NB:81:VAL:HG12	10:NB:88:ILE:HD11	2.01	0.42
15:SB:83:ILE:O	15:SB:86:ARG:HB2	2.19	0.42
18:VB:61:TRP:CH2	18:VB:93:LYS:HB2	2.54	0.42
27:EC:26:LEU:HD21	27:EC:46:ASN:HB3	2.02	0.42
28:FC:61:ARG:O	28:FC:62:ARG:HB2	2.19	0.42
30:HC:17:LYS:HZ3	30:HC:50:ARG:HH21	1.63	0.42
35:NC:217:ILE:H	35:NC:217:ILE:HG13	1.47	0.42
38:QC:11:LEU:O	38:QC:15:GLU:HG2	2.19	0.42
38:QC:119:GLN:HG3	38:QC:123:HIS:ND1	2.34	0.42
38:QC:178:VAL:C	38:QC:180:GLY:H	2.22	0.42
40:SC:22:GLU:O	40:SC:25:ILE:HG12	2.19	0.42
41:TC:71:PRO:HA	41:TC:142:GLU:OE2	2.20	0.42
42:UC:121:ASP:HB2	42:UC:125:ARG:NH2	2.33	0.42
48:AD:53:LEU:HA	48:AD:53:LEU:HD13	1.70	0.42
1:A:962:C:N4	1:A:973:G:H1	2.09	0.42

*Continued on next page...*

*Continued from previous page...*

Atom-1	Atom-2	Interatomic distance (Å)	Clash overlap (Å)
1:A:1029:G:H5'	1:A:1030:C:OP2	2.20	0.42
2:B:312:G:C6	2:B:313:C:C4	3.08	0.42
2:B:514:A:H1'	2:B:581:C:O2'	2.19	0.42
2:B:1231:G:H2'	2:B:1232:G:C8	2.55	0.42
2:B:1508:A:H3'	2:B:1509:A:C8	2.54	0.42
2:B:2006:C:O2'	2:B:2823:A:N3	2.52	0.42
2:B:2026:C:N3	2:B:2037:G:N2	2.66	0.42
2:B:2805:G:N2	2:B:2807:G:O6	2.46	0.42
2:B:2815:C:H2'	2:B:2816:C:H6	1.85	0.42
3:C:26:A:C5	3:C:27:C:C4	3.07	0.42
5:E:253:GLN:HB2	5:E:257:LEU:HD22	2.01	0.42
8:H:18:GLU:HA	8:H:21:ARG:HG2	2.01	0.42
8:H:25:TYR:CD1	8:H:30:GLU:HG3	2.55	0.42
17:Q:130:ALA:HA	17:Q:133:GLU:OE2	2.20	0.42
23:W:133:ILE:H	23:W:133:ILE:HG13	1.51	0.42
23:W:183:LEU:HD23	23:W:186:GLU:OE1	2.20	0.42
24:X:62:LEU:HA	24:X:62:LEU:HD23	1.71	0.42
28:BA:48:ARG:NH1	28:BA:51:ASP:O	2.53	0.42
34:HA:21:A:H62	35:JA:198:THR:HG1	1.58	0.42
4:IA:49:G:C2	4:IA:50:U:C2	3.08	0.42
39:NA:141:GLN:C	39:NA:143:ARG:NH1	2.73	0.42
41:PA:60:LYS:O	41:PA:63:LYS:HB2	2.20	0.42
42:QA:100:ILE:HA	42:QA:101:PRO:HD3	1.87	0.42
51:ZA:9:VAL:O	51:ZA:21:VAL:HA	2.20	0.42
1:EB:298:A:H8	1:EB:298:A:OP1	2.02	0.42
1:EB:1136:U:H5''	1:EB:1137:C:O5'	2.19	0.42
1:EB:1162:C:H2'	1:EB:1163:C:C5	2.55	0.42
1:EB:1250:A:H2'	1:EB:1251:A:O4'	2.19	0.42
1:EB:1371:G:C6	1:EB:1372:U:C4	3.07	0.42
2:FB:308:G:H2'	2:FB:309:G:C8	2.54	0.42
2:FB:330:A:H8	2:FB:330:A:H2'	1.72	0.42
2:FB:414:C:H4'	2:FB:1879:C:O2	2.20	0.42
2:FB:596:G:N2	2:FB:662:G:C4	2.88	0.42
2:FB:1072:C:H5''	2:FB:1073:A:H5'	2.00	0.42
2:FB:1378:A:O2'	2:FB:1379:A:H5''	2.19	0.42
2:FB:2847:U:O4	2:FB:2848:G:N1	2.53	0.42
4:HB:43:A:H2'	4:HB:44:A:O4'	2.19	0.42
6:JB:54:GLN:HE21	6:JB:58:ARG:HB3	1.84	0.42
7:KB:65:TRP:CD1	7:KB:70:THR:HG21	2.54	0.42
7:KB:122:LYS:O	7:KB:191:ARG:HD2	2.20	0.42
9:MB:103:LEU:HD21	9:MB:105:LEU:HD21	2.01	0.42

*Continued on next page...*



*Continued from previous page...*

Atom-1	Atom-2	Interatomic distance (Å)	Clash overlap (Å)
10:NB:64:GLU:HG3	10:NB:67:ARG:NE	2.35	0.42
11:OB:30:ILE:O	11:OB:34:LEU:N	2.45	0.42
13:QB:80:TYR:HA	13:QB:111:ARG:O	2.20	0.42
25:CC:86:SER:HB3	25:CC:89:GLU:CG	2.49	0.42
32:JC:8:LYS:HA	32:JC:8:LYS:HD2	1.76	0.42
4:MC:3:C:N4	4:MC:4:G:O6	2.53	0.42
35:NC:175:LEU:O	35:NC:205:VAL:HG11	2.20	0.42
38:QC:157:LEU:HD22	38:QC:157:LEU:H	1.85	0.42
38:QC:157:LEU:HD22	38:QC:157:LEU:N	2.34	0.42
39:RC:32:VAL:O	39:RC:43:LEU:HD12	2.19	0.42
40:SC:62:TRP:CD1	52:ED:35:ARG:HD3	2.54	0.42
40:SC:99:ALA:HB1	52:ED:23:LYS:HE2	2.02	0.42
45:XC:75:TYR:N	45:XC:75:TYR:CD2	2.87	0.42
51:DD:50:LYS:HG3	51:DD:51:TYR:CD2	2.54	0.42
1:A:217:C:H2'	1:A:218:C:C6	2.55	0.42
1:A:702:A:H5'	2:B:1848:A:H1'	2.02	0.42
1:A:753:A:H5'	1:A:754:C:H5	1.82	0.42
1:A:1049:U:OP1	48:WA:3:ARG:HB2	2.20	0.42
1:A:1296:C:H4'	1:A:1302:U:O4	2.20	0.42
1:A:1505:G:H2'	34:HA:15:A:OP2	2.20	0.42
2:B:190:A:N3	2:B:679:C:O2'	2.46	0.42
2:B:247:G:H4'	2:B:386:G:C5	2.54	0.42
2:B:253:C:H2'	2:B:254:G:O4'	2.19	0.42
2:B:1087:G:H22	2:B:1102:C:N4	2.16	0.42
2:B:1301:A:O2'	2:B:1302:A:H3'	2.20	0.42
2:B:1493:C:N4	2:B:2210:G:H1'	2.35	0.42
2:B:2123:G:H2'	2:B:2123:G:N3	2.35	0.42
2:B:2128:C:H5'	2:B:2129:C:OP2	2.19	0.42
2:B:2262:U:H4'	2:B:2328:A:C2	2.54	0.42
2:B:2316:C:H1'	8:H:128:ARG:CZ	2.49	0.42
2:B:2808:U:O2'	2:B:2809:A:H5'	2.20	0.42
3:C:88:C:H2'	3:C:89(A):G:C8	2.55	0.42
9:I:137:ASP:HB3	9:I:140:LYS:HB2	2.02	0.42
10:J:42:SER:OG	10:J:43:ASN:N	2.52	0.42
10:J:115:ALA:HB2	10:J:131:LYS:HE2	2.00	0.42
14:N:137:TYR:CE2	23:W:49:ARG:NH1	2.83	0.42
26:Z:54:LYS:HB2	26:Z:54:LYS:HE3	1.84	0.42
35:JA:166:ILE:O	35:JA:171:VAL:HG11	2.19	0.42
42:QA:39:LEU:HD13	42:QA:44:PHE:CD2	2.55	0.42
44:SA:23:ILE:HA	44:SA:26:ALA:HB3	2.02	0.42
44:SA:76:ASN:HA	44:SA:77:PRO:HD3	1.82	0.42

*Continued on next page...*



*Continued from previous page...*

Atom-1	Atom-2	Interatomic distance (Å)	Clash overlap (Å)
46:UA:10:LEU:HD23	46:UA:10:LEU:HA	1.88	0.42
46:UA:32:PHE:HB2	46:UA:84:LEU:HD11	2.02	0.42
50:YA:21:VAL:HG11	50:YA:59:TRP:CE3	2.55	0.42
54:CB:75:ASN:N	54:CB:75:ASN:OD1	2.52	0.42
1:EB:247:G:O2'	1:EB:282:A:N1	2.47	0.42
1:EB:277:C:P	51:DD:41:LYS:HZ1	2.37	0.42
1:EB:545:C:O2'	1:EB:549:C:OP1	2.32	0.42
1:EB:824:C:C1'	42:UC:1:MET:H2	2.32	0.42
1:EB:998(B):C:N3	1:EB:1042:G:N2	2.64	0.42
1:EB:1072:G:H2'	1:EB:1073:U:C6	2.55	0.42
1:EB:1347:G:N2	1:EB:1373:G:H2'	2.35	0.42
1:EB:1349:A:P	43:VC:118:LYS:NZ	2.93	0.42
2:FB:609(B):G:N2	2:FB:619:G:H1'	2.35	0.42
2:FB:1024:G:O2'	2:FB:1144:G:O2'	2.28	0.42
2:FB:1459:G:H5''	2:FB:1460:A:OP2	2.19	0.42
2:FB:1517:G:C2	2:FB:1518:C:C2	3.07	0.42
2:FB:1821:A:O5'	2:FB:1821:A:H8	2.03	0.42
2:FB:2135:A:N6	2:FB:2155:G:H1	2.17	0.42
2:FB:2558:C:H2'	2:FB:2559:C:O4'	2.19	0.42
7:KB:34:TRP:NE1	13:QB:8:PRO:HD3	2.34	0.42
8:LB:15:VAL:HA	8:LB:175:LEU:HD13	2.01	0.42
9:MB:3:ARG:HG3	9:MB:6:ARG:H	1.85	0.42
9:MB:40:GLU:O	9:MB:41:MET:HG3	2.20	0.42
10:NB:9:LEU:HD13	10:NB:9:LEU:HA	1.85	0.42
14:RB:56:ARG:O	14:RB:56:ARG:HG3	2.18	0.42
16:TB:60:GLY:O	16:TB:61:ASN:HB3	2.20	0.42
23:AC:103:ARG:HH11	23:AC:103:ARG:HG2	1.85	0.42
31:IC:19:ARG:NH1	31:IC:19:ARG:CG	2.69	0.42
43:VC:51:ARG:HG2	43:VC:51:ARG:NH1	2.34	0.42
44:WC:4:ILE:O	44:WC:74:ILE:HG12	2.20	0.42
45:XC:108:ILE:HD12	52:ED:87:ARG:HH11	1.85	0.42
46:YC:10:LEU:HD22	51:DD:32:TYR:CE2	2.55	0.42
46:YC:84:LEU:HB2	46:YC:105:TYR:CE2	2.55	0.42
51:DD:78:GLU:OE1	51:DD:81:ARG:HD3	2.20	0.42
54:GD:29:LYS:O	54:GD:33:ILE:HG12	2.19	0.42
1:A:84:U:H6	1:A:84:U:H3'	1.85	0.42
1:A:126:G:H2'	1:A:127:G:O4'	2.20	0.42
1:A:225:C:H2'	1:A:226:G:H8	1.84	0.42
1:A:264:U:O2'	51:ZA:64:PRO:O	2.24	0.42
1:A:1269:A:N3	1:A:1326:C:H1'	2.35	0.42
1:A:1438:G:H2'	1:A:1439:C:H6	1.84	0.42

*Continued on next page...*

*Continued from previous page...*

Atom-1	Atom-2	Interatomic distance (Å)	Clash overlap (Å)
2:B:270(J):G:H4'	25:Y:81:ARG:CZ	2.50	0.42
2:B:375:C:H5''	2:B:408:G:H5''	2.01	0.42
2:B:528:A:O2'	11:K:114:ARG:NH2	2.52	0.42
2:B:764:A:H5'	5:E:210:GLY:CA	2.49	0.42
2:B:1176:G:H5'	2:B:1177:A:OP2	2.19	0.42
2:B:1708:C:N4	2:B:1750:G:H1	2.12	0.42
2:B:2012:G:P	20:T:11:ARG:HH22	2.36	0.42
2:B:2573:C:N4	35:JA:228:ARG:HH11	2.17	0.42
2:B:2602:A:H61	57:B:9001:BLS:H131	1.85	0.42
2:B:2695:C:H2'	2:B:2696:U:C6	2.54	0.42
2:B:2786:U:O2'	6:F:62:PRO:O	2.23	0.42
3:C:32:C:C2	3:C:51:G:N2	2.88	0.42
8:H:114:ILE:HD12	8:H:117:PHE:CD1	2.54	0.42
8:H:181:ARG:NE	8:H:182:LYS:HE2	2.34	0.42
9:I:18:GLU:OE2	9:I:27:LYS:NZ	2.44	0.42
10:J:64:GLU:HG3	10:J:67:ARG:NE	2.35	0.42
26:Z:20:GLU:HA	26:Z:23:LYS:HE2	2.02	0.42
32:FA:63:PRO:HG2	32:FA:64:TYR:CD2	2.54	0.42
39:NA:105:VAL:O	39:NA:109:ILE:HD12	2.20	0.42
40:OA:71:ARG:NH1	40:OA:71:ARG:HG2	2.35	0.42
44:SA:51:ARG:HG2	44:SA:61:GLU:HB2	2.02	0.42
49:XA:39:LEU:HD23	49:XA:39:LEU:HA	1.87	0.42
51:ZA:13:ASP:OD2	51:ZA:14:LYS:NZ	2.52	0.42
53:BB:40:ILE:HA	53:BB:44:MET:SD	2.60	0.42
54:CB:30:LYS:HB2	54:CB:30:LYS:HZ1	1.83	0.42
1:EB:539:A:OP2	46:YC:115:LYS:HE2	2.20	0.42
1:EB:973:G:H1'	44:WC:54:PHE:CD1	2.55	0.42
1:EB:1226:C:N4	47:ZC:104:ARG:HE	2.17	0.42
1:EB:1284:C:OP2	1:EB:1285:A:H2'	2.20	0.42
1:EB:1425:U:H2'	1:EB:1426:C:C6	2.55	0.42
2:FB:27:G:N2	2:FB:512:G:H1'	2.34	0.42
2:FB:674:G:O2'	7:KB:67:GLN:NE2	2.42	0.42
2:FB:764:A:H5'	5:IB:210:GLY:CA	2.49	0.42
2:FB:846:C:C2	2:FB:847:U:C5	3.08	0.42
2:FB:1011:G:H4'	18:VB:75:ASN:ND2	2.35	0.42
2:FB:1239:G:C6	2:FB:1240:U:N3	2.88	0.42
2:FB:1291:C:H2'	2:FB:1292:U:H6	1.82	0.42
2:FB:1485:G:H5''	2:FB:1486:A:OP2	2.20	0.42
2:FB:1537:C:H3'	2:FB:1537:C:H6	1.85	0.42
2:FB:2744:G:H1'	2:FB:2761:G:N2	2.34	0.42
3:GB:29:A:H8	3:GB:29:A:O5'	2.03	0.42

*Continued on next page...*

*Continued from previous page...*

Atom-1	Atom-2	Interatomic distance (Å)	Clash overlap (Å)
7:KB:15:SER:OG	7:KB:16:GLY:N	2.53	0.42
7:KB:144:LYS:HB3	7:KB:144:LYS:HZ3	1.83	0.42
10:NB:68:LEU:N	10:NB:70:GLU:OE2	2.53	0.42
10:NB:86:THR:HB	10:NB:122:GLU:OE2	2.19	0.42
11:OB:65:LYS:O	11:OB:69:GLN:HB2	2.19	0.42
12:PB:119:PRO:HB2	17:UB:68:TYR:CE2	2.55	0.42
18:VB:105:VAL:O	18:VB:108:GLU:HB3	2.20	0.42
30:HC:15:GLU:OE2	30:HC:45:LYS:NZ	2.40	0.42
4:MC:43:A:H8	4:MC:43:A:OP2	2.02	0.42
4:MC:64:G:C2	4:MC:65:C:C4	3.08	0.42
36:OC:80:ILE:H	36:OC:80:ILE:HG13	1.74	0.42
40:SC:69:GLU:O	40:SC:72:VAL:HG12	2.20	0.42
43:VC:65:VAL:HG21	43:VC:73:GLN:HB3	2.02	0.42
54:GD:47:GLY:HA2	54:GD:48:LYS:C	2.40	0.42
1:A:189:U:H3	51:ZA:72:ARG:NH1	2.17	0.42
1:A:827:U:O2'	42:QA:19:VAL:HG11	2.20	0.42
1:A:1074:G:H1	1:A:1083:U:H3	1.67	0.42
1:A:1135:U:H6	1:A:1135:U:O5'	2.03	0.42
1:A:1341:U:O2'	1:A:1342:C:H5'	2.20	0.42
1:A:1409:C:H5''	2:B:1915:5MU:O4	2.19	0.42
2:B:270(G):U:H2'	2:B:270(H):C:C6	2.54	0.42
2:B:528:A:H1'	2:B:529:A:OP1	2.20	0.42
2:B:1412:A:C5'	2:B:1413:G:OP2	2.68	0.42
2:B:1657:C:O2'	2:B:1658:C:H5'	2.20	0.42
2:B:1682:G:C5	2:B:1683:C:C4	3.08	0.42
2:B:1946:U:H2'	2:B:1947:C:C6	2.55	0.42
2:B:2093:G:H1	2:B:2196:C:N4	2.09	0.42
2:B:2343:C:H2'	2:B:2344:U:C6	2.55	0.42
2:B:2571:C:C4	2:B:2574:G:C8	3.08	0.42
2:B:2572:A:C2	6:F:144:ARG:NH1	2.88	0.42
4:D:53:G:C6	4:D:54:5MU:H72	2.55	0.42
7:G:202:PHE:O	7:G:205:ARG:HB3	2.20	0.42
8:H:6:ALA:N	8:H:104:GLU:OE2	2.53	0.42
14:N:135:ASP:OD1	14:N:136:ALA:N	2.53	0.42
15:O:84:ALA:HB3	15:O:85:PRO:HD3	2.02	0.42
18:R:95:LEU:O	18:R:98:LEU:HD12	2.19	0.42
23:W:24:LEU:HB2	23:W:41:LEU:HD13	2.01	0.42
36:KA:9:GLU:HG2	36:KA:10:LEU:H	1.85	0.42
36:KA:74:LYS:HZ1	36:KA:76:GLN:HB2	1.85	0.42
38:MA:119:GLN:HG3	38:MA:123:HIS:ND1	2.34	0.42
43:RA:124:GLN:HE21	43:RA:124:GLN:HB3	1.66	0.42

*Continued on next page...*

*Continued from previous page...*

Atom-1	Atom-2	Interatomic distance (Å)	Clash overlap (Å)
44:SA:3:LYS:O	44:SA:100:THR:HA	2.20	0.42
44:SA:46:ARG:NH1	48:WA:61:TRP:CE2	2.87	0.42
44:SA:79:ARG:O	44:SA:82:ILE:HG22	2.20	0.42
1:EB:245:C:C2	1:EB:284:G:C2	3.08	0.42
1:EB:325:A:OP2	54:GD:70:SER:HB3	2.20	0.42
1:EB:382:A:H2'	1:EB:383:A:C8	2.55	0.42
1:EB:609:A:C5	1:EB:610:G:C8	3.08	0.42
1:EB:976:G:C8	1:EB:1358:U:C2	3.08	0.42
1:EB:979:C:H1'	1:EB:1317:C:H42	1.85	0.42
1:EB:1005:A:N7	1:EB:1006:C:O2'	2.40	0.42
1:EB:1129:C:H6	1:EB:1129:C:OP2	2.03	0.42
2:FB:211:A:H8	2:FB:211:A:O5'	2.03	0.42
2:FB:700:G:C6	2:FB:733:G:N2	2.88	0.42
2:FB:843:G:N2	2:FB:936:C:C2	2.88	0.42
2:FB:1057:A:N6	2:FB:1059:G:O4'	2.52	0.42
2:FB:1338:G:C6	2:FB:1339:G:C5	3.08	0.42
2:FB:1812:A:H2'	2:FB:1813:G:C8	2.52	0.42
2:FB:2031:A:C6	2:FB:2498:C:H1'	2.55	0.42
2:FB:2123:G:H2'	2:FB:2123:G:N3	2.34	0.42
2:FB:2161:C:H2'	2:FB:2162:G:O4'	2.20	0.42
2:FB:2331:G:H4'	24:BC:43:THR:H	1.85	0.42
2:FB:2343:C:H2'	2:FB:2344:U:C6	2.54	0.42
2:FB:2427:C:H5''	2:FB:2429:G:H5'	2.02	0.42
6:JB:176:ILE:HG13	6:JB:181:LEU:HB2	2.01	0.42
7:KB:29:ASN:HA	7:KB:30:PRO:HD2	1.86	0.42
9:MB:137:ASP:HB3	9:MB:140:LYS:HB2	2.01	0.42
13:QB:116:GLY:HA2	13:QB:134:ALA:HB2	2.02	0.42
19:WB:85:LYS:NZ	19:WB:85:LYS:HB3	2.35	0.42
23:AC:24:LEU:HD12	23:AC:25:PRO:HD2	2.02	0.42
33:KC:6:SER:O	33:KC:6:SER:OG	2.31	0.42
37:PC:77:ILE:HA	37:PC:84:ILE:HD12	2.02	0.42
39:RC:71:LEU:HD23	39:RC:115:VAL:HG22	2.02	0.42
39:RC:78:HIS:CE1	42:UC:104:ARG:NH1	2.88	0.42
44:WC:26:ALA:HA	44:WC:29:ARG:NE	2.34	0.42
48:AD:41:ARG:HG3	48:AD:42:ILE:HG12	2.02	0.42
1:A:538:G:H2'	1:A:539:A:O4'	2.20	0.41
1:A:1022:G:N3	1:A:1022:G:H2'	2.34	0.41
1:A:1117:G:H5''	43:RA:104:ARG:HH12	1.85	0.41
1:A:1380:U:C5	41:PA:3:ARG:HD3	2.55	0.41
2:B:73:A:H2'	2:B:74:A:OP2	2.20	0.41
2:B:649:G:H2'	2:B:650:C:O4'	2.20	0.41

*Continued on next page...*

*Continued from previous page...*

Atom-1	Atom-2	Interatomic distance (Å)	Clash overlap (Å)
2:B:709:U:H2'	2:B:710:G:C8	2.54	0.41
2:B:900:A:H2'	2:B:901:A:C8	2.55	0.41
2:B:1550:C:OP1	2:B:1727:U:O2'	2.28	0.41
2:B:2811:G:N2	2:B:2891:G:H1'	2.35	0.41
4:D:22:G:C6	4:D:46:G:N1	2.88	0.41
4:D:58:A:N6	4:D:61:C:C2	2.88	0.41
5:E:155:LEU:HB3	5:E:156:ALA:H	1.54	0.41
6:F:11:MET:HB3	6:F:24:THR:HA	2.02	0.41
10:J:77:LEU:HB3	10:J:142:VAL:HG22	2.02	0.41
10:J:128:LEU:HD11	10:J:140:LEU:HD12	2.01	0.41
11:K:130:HIS:O	11:K:135:PRO:HD3	2.19	0.41
19:S:71:LEU:HA	19:S:71:LEU:HD22	1.71	0.41
23:W:107:THR:HA	23:W:108:PRO:HD3	1.87	0.41
25:Y:18:ILE:HD13	25:Y:37:ILE:HG12	2.01	0.41
26:Z:41:ILE:HG13	26:Z:41:ILE:H	1.68	0.41
30:DA:15:GLU:OE2	30:DA:45:LYS:NZ	2.42	0.41
35:JA:245:ARG:HD3	35:JA:256:GLU:HB3	2.02	0.41
36:KA:25:ASN:HA	36:KA:26:PRO:HD3	1.88	0.41
38:MA:63:LYS:O	38:MA:67:ILE:HG13	2.20	0.41
39:NA:20:GLN:OE1	39:NA:21:ALA:N	2.53	0.41
39:NA:69:VAL:HG11	39:NA:113:ALA:HB1	2.02	0.41
42:QA:75:ARG:HA	42:QA:76:PRO:HD3	1.83	0.41
43:RA:77:ILE:HA	43:RA:80:GLY:HA3	2.01	0.41
1:EB:232:G:H1'	1:EB:262:A:N1	2.35	0.41
1:EB:544:G:H2'	1:EB:545:C:C6	2.55	0.41
1:EB:1084:G:OP1	1:EB:1086:U:C2	2.74	0.41
1:EB:1202:G:H2'	1:EB:1203:C:O4'	2.19	0.41
2:FB:149:A:H2'	2:FB:150:C:O4'	2.21	0.41
2:FB:269:U:C4	2:FB:271(A):U:C2	3.08	0.41
2:FB:444:C:O2'	2:FB:445:C:H5'	2.19	0.41
2:FB:711:G:N2	2:FB:720:C:C2	2.85	0.41
2:FB:842:G:N2	2:FB:937:U:C2	2.88	0.41
2:FB:909:A:C6	2:FB:912:C:C2	3.08	0.41
2:FB:1949:G:H1	2:FB:1957:C:H42	1.68	0.41
2:FB:2093:G:H1	2:FB:2196:C:N4	2.07	0.41
2:FB:2148:G:H2'	2:FB:2149:G:C8	2.54	0.41
2:FB:2277:G:O3'	14:RB:11:LYS:HD2	2.20	0.41
2:FB:2320:A:C8	2:FB:2333:A:N6	2.88	0.41
2:FB:2618:G:C6	2:FB:2619:C:C4	3.08	0.41
2:FB:2822:G:OP2	6:JB:110:GLY:O	2.38	0.41
5:IB:182:LEU:O	5:IB:271:ILE:HG12	2.20	0.41

*Continued on next page...*

*Continued from previous page...*

Atom-1	Atom-2	Interatomic distance (Å)	Clash overlap (Å)
6:JB:14:ILE:HG13	6:JB:21:VAL:HG13	2.01	0.41
8:LB:59:GLU:O	8:LB:63:ILE:HG13	2.20	0.41
8:LB:127:GLY:N	8:LB:166:ASP:OD1	2.52	0.41
9:MB:31:GLY:HA3	9:MB:136:ILE:HD13	2.02	0.41
25:CC:52:ARG:HA	25:CC:57:GLU:HA	2.01	0.41
35:NC:133:ARG:HH11	35:NC:133:ARG:HG3	1.84	0.41
35:NC:304:SER:HB2	46:YC:52:LEU:HD11	2.02	0.41
37:PC:23:TYR:CG	37:PC:24:ALA:N	2.87	0.41
37:PC:74:GLY:HA2	37:PC:77:ILE:HD12	2.00	0.41
38:QC:142:PRO:HB3	38:QC:186:LEU:O	2.20	0.41
39:RC:69:VAL:HG11	39:RC:113:ALA:HB1	2.02	0.41
43:VC:19:LEU:HD21	43:VC:81:ILE:HG23	2.02	0.41
46:YC:45:PRO:HD3	46:YC:51:ALA:O	2.20	0.41
46:YC:90:VAL:HG12	46:YC:93:LEU:H	1.85	0.41
47:ZC:40:ASN:OD1	47:ZC:41:PRO:HD2	2.19	0.41
47:ZC:91:ARG:HA	47:ZC:94:ARG:HB2	2.02	0.41
49:BD:74:ASP:HA	49:BD:75:PRO:HD2	1.90	0.41
51:DD:63:ARG:H	51:DD:63:ARG:HG3	1.70	0.41
53:FD:16:LEU:HD23	53:FD:20:LEU:HD21	2.02	0.41
1:A:355:C:H5''	1:A:389:A:OP2	2.20	0.41
1:A:375:U:H3	1:A:389:A:N6	2.18	0.41
1:A:640:A:C6	1:A:641:U:C4	3.08	0.41
1:A:946:A:O2'	1:A:1333:A:N3	2.46	0.41
1:A:1084:G:OP1	1:A:1086:U:C2	2.74	0.41
1:A:1293:G:H2'	1:A:1294:G:O4'	2.19	0.41
1:A:1363:A:H1'	1:A:1365:G:N7	2.35	0.41
2:B:84:A:N1	2:B:103:A:C5	2.87	0.41
2:B:388:G:H2'	2:B:390:A:N7	2.35	0.41
2:B:655:A:N3	2:B:656:G:H1'	2.35	0.41
2:B:827:U:H2'	2:B:2068:U:C2	2.56	0.41
2:B:879:G:H22	2:B:899:A:H1'	1.84	0.41
2:B:1709:U:H2'	2:B:1710:C:C6	2.55	0.41
2:B:1798:U:H5'	5:E:259:THR:OG1	2.20	0.41
2:B:2427:C:H5''	2:B:2429:G:H5'	2.02	0.41
2:B:2478:A:H2'	2:B:2479:G:O4'	2.20	0.41
2:B:2618:G:C6	2:B:2619:C:C4	3.08	0.41
5:E:145:VAL:HG12	5:E:146:GLU:O	2.20	0.41
6:F:24:THR:HG22	6:F:184:VAL:O	2.20	0.41
8:H:20:ILE:HG13	8:H:20:ILE:H	1.63	0.41
8:H:94:LEU:O	8:H:99:MET:HB2	2.19	0.41
9:I:25:LYS:HE3	9:I:27:LYS:HD3	2.03	0.41

*Continued on next page...*

*Continued from previous page...*

Atom-1	Atom-2	Interatomic distance (Å)	Clash overlap (Å)
10:J:48:GLU:H	10:J:48:GLU:CD	2.23	0.41
11:K:41:ASP:OD1	11:K:41:ASP:N	2.53	0.41
18:R:74:LEU:HD12	18:R:74:LEU:H	1.85	0.41
21:U:47:PHE:O	21:U:49:VAL:N	2.51	0.41
27:AA:5:LYS:HB3	27:AA:5:LYS:HE2	1.90	0.41
36:KA:201:ILE:HD13	36:KA:201:ILE:HA	1.78	0.41
37:LA:142:MET:SD	37:LA:146:ALA:HB3	2.60	0.41
37:LA:147:LYS:HA	37:LA:147:LYS:HD3	1.78	0.41
38:MA:41:GLY:C	38:MA:43:HIS:H	2.24	0.41
41:PA:9:VAL:O	41:PA:11:GLN:N	2.54	0.41
43:RA:58:ARG:HB3	43:RA:59:PHE:CE2	2.55	0.41
43:RA:91:ASP:O	43:RA:93:ARG:N	2.42	0.41
45:TA:35:PRO:O	45:TA:37:GLY:N	2.46	0.41
49:XA:24:SER:HB3	49:XA:27:VAL:HG23	2.02	0.41
53:BB:40:ILE:HB	53:BB:67:VAL:O	2.20	0.41
1:EB:333:G:H2'	1:EB:334:C:H6	1.84	0.41
1:EB:371:G:N3	1:EB:391:G:N2	2.68	0.41
1:EB:394:G:H2'	1:EB:395:C:H6	1.85	0.41
1:EB:479:C:H2'	1:EB:480:U:H6	1.85	0.41
1:EB:639:G:C2	1:EB:640:A:C8	3.08	0.41
1:EB:744:C:H2'	1:EB:745:C:C6	2.55	0.41
1:EB:1074:G:H1	1:EB:1083:U:H3	1.68	0.41
1:EB:1167:A:H8	1:EB:1167:A:P	2.42	0.41
1:EB:1280:A:O2'	1:EB:1281:U:H5'	2.20	0.41
1:EB:1296:C:N4	1:EB:1297:C:H41	2.17	0.41
1:EB:1437:C:H2'	1:EB:1438:G:C8	2.54	0.41
1:EB:1448:C:H2'	1:EB:1449:C:C6	2.56	0.41
2:FB:275:G:H3'	2:FB:276:A:O4'	2.20	0.41
2:FB:890:A:O2'	2:FB:892:G:H5'	2.20	0.41
2:FB:1407:C:H2'	2:FB:1408:C:C6	2.55	0.41
2:FB:2552:2MU:C2	2:FB:2554:U:H5''	2.50	0.41
4:HB:70:G:O2'	4:HB:71:C:H5'	2.20	0.41
5:IB:111:LEU:HD12	5:IB:115:GLN:OE1	2.20	0.41
12:PB:105:GLU:OE1	12:PB:105:GLU:N	2.53	0.41
15:SB:53:HIS:HB2	15:SB:94:TYR:CE2	2.54	0.41
16:TB:15:ARG:HE	16:TB:25:ARG:HH21	1.68	0.41
30:HC:25:LYS:HE2	30:HC:51:GLU:OE2	2.20	0.41
32:JC:52:LYS:HB3	32:JC:53:PRO:HD3	2.02	0.41
37:PC:19:GLU:HB2	48:AD:52:GLN:HG2	2.02	0.41
37:PC:48:TYR:OH	37:PC:122:GLU:HG3	2.20	0.41
38:QC:172:PRO:HG2	38:QC:173:TRP:HD1	1.85	0.41

*Continued on next page...*



*Continued from previous page...*

Atom-1	Atom-2	Interatomic distance (Å)	Clash overlap (Å)
45:XC:20:TYR:CE1	45:XC:83:ILE:HD12	2.55	0.41
53:FD:15:LEU:C	53:FD:17:GLU:H	2.23	0.41
53:FD:30:LEU:HD11	53:FD:50:ALA:HB2	2.01	0.41
1:A:447:G:O6	1:A:485:G:O2'	2.30	0.41
1:A:689:C:OP1	45:TA:44:SER:OG	2.21	0.41
1:A:1124:G:H4'	44:SA:38:ILE:HG12	2.02	0.41
1:A:1222:G:H5''	53:BB:78:ARG:NH2	2.36	0.41
2:B:308:G:H2'	2:B:309:G:C8	2.55	0.41
2:B:855:G:C6	2:B:856:C:N3	2.88	0.41
2:B:872:A:N6	2:B:873:G:O6	2.53	0.41
2:B:1026:U:H4'	2:B:1027:A:OP2	2.20	0.41
2:B:1152:C:H5''	18:R:80:ILE:HG21	2.02	0.41
2:B:1354:A:C8	2:B:1355:G:C8	3.08	0.41
2:B:1368:G:OP1	31:EA:28:ARG:NH2	2.47	0.41
2:B:1520:U:H2'	2:B:1521:G:O4'	2.20	0.41
2:B:1817:G:H2'	2:B:1818:U:H5'	2.02	0.41
2:B:1937:A:O2'	2:B:1939:5MU:OP2	2.33	0.41
2:B:2009:G:C6	2:B:2010:G:N7	2.88	0.41
2:B:2495:G:OP2	24:X:3:HIS:HB3	2.20	0.41
3:C:48:A:H2'	3:C:49:C:C6	2.56	0.41
4:D:43:A:H2'	4:D:44:A:O4'	2.19	0.41
5:E:97:TYR:HE2	5:E:103:ARG:HB2	1.86	0.41
9:I:98:LEU:HB3	9:I:103:LEU:HA	2.02	0.41
13:M:45:LEU:HD13	13:M:48:PRO:HG3	2.03	0.41
13:M:101:VAL:HA	13:M:106:LEU:O	2.20	0.41
14:N:33:GLY:HA2	14:N:105:GLU:HA	2.02	0.41
14:N:72:LYS:HB3	14:N:94:VAL:HG23	2.01	0.41
20:T:67:ASP:OD2	20:T:67:ASP:N	2.53	0.41
21:U:44:GLU:OE1	21:U:50:LYS:NZ	2.41	0.41
26:Z:68:ARG:H	26:Z:68:ARG:HG2	1.59	0.41
28:BA:57:GLU:CD	28:BA:58:ARG:HG2	2.40	0.41
32:FA:25:MET:HE1	32:FA:47:LYS:HG3	2.01	0.41
4:IA:51:C:O2	4:IA:64:G:N2	2.53	0.41
35:JA:177:PHE:O	35:JA:321:ARG:NH2	2.53	0.41
35:JA:311:ASN:HD22	35:JA:316:ARG:NH2	2.18	0.41
37:LA:134:ILE:HG23	37:LA:151:VAL:HB	2.02	0.41
37:LA:139:GLN:CB	37:LA:140:ARG:HH12	2.32	0.41
42:QA:85:ARG:HD3	42:QA:87:SER:O	2.21	0.41
44:SA:9:ARG:HB2	44:SA:95:GLU:OE2	2.21	0.41
46:UA:90:VAL:HG12	46:UA:93:LEU:H	1.85	0.41
51:ZA:52:LYS:HD3	51:ZA:52:LYS:HA	1.75	0.41

*Continued on next page...*



*Continued from previous page...*

Atom-1	Atom-2	Interatomic distance (Å)	Clash overlap (Å)
54:CB:41:VAL:HG23	54:CB:42:GLN:HG2	2.02	0.41
1:EB:6:G:H4'	1:EB:298:A:H4'	2.02	0.41
1:EB:42:G:H1	1:EB:400:C:H42	1.69	0.41
1:EB:308:C:H2'	1:EB:309:G:C8	2.55	0.41
1:EB:623:C:H2'	1:EB:624:C:O4'	2.19	0.41
1:EB:832:C:H2'	1:EB:833:U:O4'	2.19	0.41
1:EB:1187:G:H4'	43:VC:111:ARG:NH1	2.35	0.41
2:FB:150:C:H2'	2:FB:151:C:C6	2.54	0.41
2:FB:458:G:H22	2:FB:469:G:H2'	1.85	0.41
2:FB:546:C:C5	2:FB:547:A:C4	3.08	0.41
2:FB:725:G:C6	2:FB:726:G:N1	2.89	0.41
2:FB:1070:A:H3'	2:FB:1071:G:C5'	2.45	0.41
2:FB:1267:U:O2'	2:FB:1268:A:O5'	2.34	0.41
2:FB:1322:A:H2'	2:FB:1323:U:H6	1.85	0.41
2:FB:2051:A:H5'	2:FB:2578:G:O4'	2.21	0.41
2:FB:2478:A:H2'	2:FB:2479:G:O4'	2.20	0.41
7:KB:12:LEU:HD23	7:KB:12:LEU:HA	1.90	0.41
11:OB:41:ASP:OD1	11:OB:41:ASP:N	2.53	0.41
13:QB:106:LEU:HD22	13:QB:112:LEU:HG	2.02	0.41
14:RB:79:LEU:HA	14:RB:79:LEU:HD23	1.76	0.41
14:RB:82:ARG:HH11	24:BC:4:LYS:HB2	1.85	0.41
17:UB:126:ALA:HA	17:UB:129:ARG:NH1	2.34	0.41
25:CC:80:LEU:HA	25:CC:80:LEU:HD13	1.85	0.41
35:NC:114:GLU:OE1	35:NC:116:ARG:NH1	2.44	0.41
36:OC:17:PHE:HA	36:OC:44:LEU:HD21	2.02	0.41
37:PC:108:ASN:HA	37:PC:109:PRO:HD3	1.85	0.41
37:PC:134:ILE:O	37:PC:137:ALA:N	2.52	0.41
38:QC:12:CYS:HA	38:QC:15:GLU:HB2	2.03	0.41
40:SC:18:GLN:CA	40:SC:21:LEU:HB3	2.46	0.41
42:UC:69:ARG:HD3	42:UC:75:ARG:O	2.19	0.41
44:WC:37:PRO:HA	44:WC:71:LEU:O	2.20	0.41
44:WC:76:ASN:HA	44:WC:77:PRO:HD3	1.85	0.41
46:YC:53:ARG:HB3	46:YC:69:TYR:HE1	1.84	0.41
47:ZC:37:THR:O	47:ZC:55:ARG:NH1	2.37	0.41
51:DD:22:LEU:HA	51:DD:22:LEU:HD13	1.56	0.41
1:A:255:G:P	51:ZA:69:LYS:NZ	2.93	0.41
1:A:613:C:H2'	1:A:614:A:H8	1.85	0.41
1:A:1072:G:H21	36:KA:107:THR:HG21	1.85	0.41
1:A:1134:G:H2'	1:A:1138:G:O6	2.21	0.41
1:A:1226:C:H4'	53:BB:80:TYR:OH	2.20	0.41
1:A:1347:G:C2	1:A:1374:A:OP2	2.73	0.41

*Continued on next page...*

*Continued from previous page...*

Atom-1	Atom-2	Interatomic distance (Å)	Clash overlap (Å)
1:A:1399:C:C2	1:A:1401:G:C6	3.09	0.41
2:B:15:G:C2	2:B:16:G:C8	3.08	0.41
2:B:273(E):C:OP2	2:B:273(E):C:C6	2.71	0.41
2:B:405:U:H4'	2:B:406:G:OP2	2.20	0.41
2:B:545:G:N2	2:B:548:A:H62	2.16	0.41
2:B:581:C:H2'	2:B:582:G:C8	2.56	0.41
2:B:1288:U:C2	2:B:1327:C:O2	2.74	0.41
2:B:1469:A:H2'	2:B:1470:G:O4'	2.21	0.41
2:B:2207:C:H2'	2:B:2208:U:O4'	2.19	0.41
2:B:2227:A:C4	2:B:2228:G:C8	3.09	0.41
2:B:2373:G:H2'	2:B:2374:C:C6	2.55	0.41
2:B:2666:C:H3'	2:B:2667:C:H6	1.85	0.41
2:B:2747:G:C2	2:B:2756:U:C5	3.08	0.41
4:D:74:C:H4'	25:Y:23:LYS:HB2	2.02	0.41
10:J:34:GLY:O	10:J:36:ALA:N	2.53	0.41
14:N:79:LEU:HD23	14:N:79:LEU:HA	1.76	0.41
23:W:57:ILE:O	23:W:69:THR:OG1	2.33	0.41
25:Y:77:ALA:HB2	25:Y:94:LEU:HD21	2.03	0.41
28:BA:40:HIS:C	28:BA:42:PHE:H	2.23	0.41
35:JA:175:LEU:O	35:JA:205:VAL:HG11	2.21	0.41
35:JA:349:GLN:O	35:JA:352:GLN:HB2	2.21	0.41
36:KA:187:LEU:HD23	36:KA:187:LEU:H	1.85	0.41
36:KA:200:ILE:H	36:KA:200:ILE:HG13	1.65	0.41
37:LA:66:VAL:O	37:LA:102:ASN:HB2	2.20	0.41
37:LA:148:GLY:HA3	37:LA:172:ARG:O	2.20	0.41
40:OA:18:GLN:HG3	40:OA:21:LEU:HD22	2.01	0.41
41:PA:32:ARG:HG3	41:PA:33:ASP:OD2	2.20	0.41
42:QA:46:LYS:HG3	42:QA:63:LEU:O	2.20	0.41
42:QA:54:ASP:O	42:QA:56:LYS:HG2	2.20	0.41
45:TA:52:GLY:N	45:TA:55:LYS:HE2	2.35	0.41
50:YA:35:LYS:HG2	50:YA:37:GLY:H	1.84	0.41
50:YA:75:ARG:HA	50:YA:80:PHE:HB2	2.01	0.41
1:EB:82:U:H2'	1:EB:84:U:H5	1.85	0.41
1:EB:201:C:C4	1:EB:209:U:H1'	2.54	0.41
1:EB:236:G:H2'	1:EB:237:C:O4'	2.20	0.41
1:EB:1022:G:N3	1:EB:1022:G:H2'	2.35	0.41
1:EB:1197:G:OP1	1:EB:1198:G:OP2	2.38	0.41
2:FB:921:G:H4'	2:FB:2269:A:C5	2.56	0.41
2:FB:1128:A:N7	2:FB:2489:G:O2'	2.50	0.41
2:FB:1210:A:H2'	2:FB:1210:A:N3	2.35	0.41
2:FB:1359:A:N3	2:FB:1359:A:H5'	2.34	0.41

*Continued on next page...*

*Continued from previous page...*

Atom-1	Atom-2	Interatomic distance (Å)	Clash overlap (Å)
2:FB:2163:C:H3'	2:FB:2164:C:C5'	2.51	0.41
2:FB:2674:G:H4'	12:PB:30:ALA:HB2	2.03	0.41
2:FB:2753:A:O2'	33:KC:15:LYS:NZ	2.52	0.41
3:GB:21:G:C2	3:GB:22:U:H1'	2.55	0.41
3:GB:32:C:C2	3:GB:51:G:N2	2.88	0.41
3:GB:81:G:C6	3:GB:82:G:C5	3.08	0.41
4:HB:22:G:C6	4:HB:46:G:N1	2.88	0.41
5:IB:79:VAL:HG23	5:IB:114:GLY:H	1.84	0.41
6:JB:5:LEU:HD12	6:JB:51:PHE:HB2	2.02	0.41
7:KB:123:LEU:HD13	7:KB:192:LEU:HD22	2.02	0.41
7:KB:158:THR:O	7:KB:164:ARG:HD3	2.20	0.41
9:MB:54:ARG:NH1	9:MB:62:LYS:HG2	2.36	0.41
20:XB:11:ARG:HD3	20:XB:82:LEU:HD13	2.02	0.41
23:AC:68:PRO:O	23:AC:90:VAL:HA	2.21	0.41
36:OC:7:VAL:O	36:OC:217:ARG:NH2	2.54	0.41
42:UC:91:ARG:HG3	51:DD:34:LYS:N	2.35	0.41
54:GD:54:LYS:HA	54:GD:57:ARG:NH2	2.36	0.41
1:A:33:A:C6	1:A:34:C:C4	3.08	0.41
1:A:487:A:H5''	1:A:488:C:OP2	2.21	0.41
1:A:582:U:H2'	1:A:583:A:H8	1.84	0.41
1:A:644:G:H4'	42:QA:92:ARG:NH1	2.36	0.41
1:A:647:C:H2'	1:A:648:A:C8	2.56	0.41
1:A:976:G:C8	1:A:1358:U:C2	3.08	0.41
1:A:1009:G:H2'	1:A:1010:G:C8	2.52	0.41
1:A:1136:U:H5''	1:A:1137:C:O5'	2.20	0.41
1:A:1279:A:O2'	1:A:1281:U:OP2	2.32	0.41
2:B:270(R):C:O3'	10:J:42:SER:HB2	2.21	0.41
2:B:308:G:C6	2:B:309:G:C6	3.08	0.41
2:B:715:G:C6	2:B:716:A:C5	3.09	0.41
2:B:774:A:H5''	5:E:48:ARG:HH21	1.85	0.41
2:B:846:C:C2	2:B:847:U:C5	3.08	0.41
2:B:1488:G:H1	2:B:1501:C:H42	1.67	0.41
2:B:1654:A:N6	2:B:2049:G:OP1	2.51	0.41
2:B:1829:A:H3'	2:B:1830:C:C5	2.55	0.41
2:B:2011:U:H2'	2:B:2012:G:O4'	2.20	0.41
2:B:2101:G:N2	2:B:2188:C:N3	2.44	0.41
6:F:8:LYS:NZ	6:F:188:VAL:O	2.45	0.41
6:F:77:ILE:HG13	6:F:195:LEU:HD11	2.01	0.41
8:H:25:TYR:OH	8:H:168:GLU:OE1	2.39	0.41
23:W:48:PHE:CE1	23:W:71:VAL:HG21	2.55	0.41
24:X:45:PHE:CE1	24:X:69:PHE:HE2	2.38	0.41

*Continued on next page...*

*Continued from previous page...*

Atom-1	Atom-2	Interatomic distance (Å)	Clash overlap (Å)
27:AA:15:TYR:CE2	27:AA:53:LEU:HD21	2.55	0.41
27:AA:35:ARG:HH21	27:AA:37:LEU:HD21	1.86	0.41
33:GA:26:ILE:H	33:GA:26:ILE:HG13	1.64	0.41
37:LA:88:ARG:HA	37:LA:91:LEU:HB2	2.01	0.41
38:MA:12:CYS:CB	38:MA:18:LYS:HA	2.50	0.41
38:MA:101:LEU:HB2	38:MA:138:TYR:HB3	2.03	0.41
40:OA:11:ASN:HB2	40:OA:86:ARG:CZ	2.50	0.41
51:ZA:43:LEU:HD23	51:ZA:43:LEU:HA	1.66	0.41
52:AB:26:LEU:HB3	52:AB:42:ARG:NH2	2.36	0.41
1:EB:456:C:H42	1:EB:476:G:H1	1.68	0.41
1:EB:947:G:C6	1:EB:948:C:C4	3.09	0.41
1:EB:1127:G:H5'	1:EB:1280:A:O2'	2.20	0.41
1:EB:1323:G:H2'	1:EB:1324:A:C8	2.56	0.41
1:EB:1473:A:H4'	2:FB:1702:G:H4'	2.02	0.41
2:FB:84:A:H3'	22:ZB:8:LYS:HB2	2.02	0.41
2:FB:322:A:H1'	2:FB:339:U:O2	2.20	0.41
2:FB:662:G:N1	2:FB:663:G:C6	2.88	0.41
2:FB:665:C:H2'	2:FB:666:G:C8	2.56	0.41
2:FB:1077:A:N6	2:FB:1079:C:O2	2.52	0.41
2:FB:1638:C:H2'	2:FB:1639:U:O4'	2.19	0.41
2:FB:1754:C:H2'	2:FB:1755:A:O4'	2.21	0.41
2:FB:2029:G:H2'	2:FB:2030:A:H5''	2.03	0.41
2:FB:2071:A:H2'	2:FB:2072:G:C8	2.55	0.41
2:FB:2351:G:O6	32:JC:39:LYS:HE2	2.20	0.41
2:FB:2495:G:OP2	24:BC:3:HIS:HB3	2.20	0.41
3:GB:85:G:H1	3:GB:91:C:N4	2.08	0.41
8:LB:79:ASN:OD1	8:LB:79:ASN:N	2.54	0.41
8:LB:94:LEU:O	8:LB:99:MET:HB2	2.21	0.41
8:LB:164:GLU:HA	8:LB:164:GLU:OE2	2.20	0.41
13:QB:112:LEU:HD22	13:QB:113:LYS:N	2.36	0.41
15:SB:21:TYR:HB3	15:SB:47:PHE:CD2	2.55	0.41
15:SB:84:ALA:HB3	15:SB:85:PRO:HD3	2.01	0.41
16:TB:4:LEU:HD22	16:TB:8:GLU:CD	2.41	0.41
16:TB:28:VAL:HG13	16:TB:101:LEU:HD13	2.03	0.41
21:YB:31:HIS:HA	21:YB:32:PRO:HD3	1.92	0.41
22:ZB:75:ILE:O	22:ZB:106:LEU:HD13	2.20	0.41
24:BC:25:ARG:HD3	24:BC:25:ARG:HA	1.78	0.41
26:DC:17:SER:HB3	26:DC:20:GLU:OE2	2.20	0.41
29:GC:36:CYS:C	29:GC:38:ALA:H	2.24	0.41
31:IC:19:ARG:HH11	31:IC:19:ARG:CG	2.00	0.41
4:MC:15:G:H2'	4:MC:59:A:N1	2.36	0.41

*Continued on next page...*

*Continued from previous page...*

Atom-1	Atom-2	Interatomic distance (Å)	Clash overlap (Å)
36:OC:74:LYS:HE2	36:OC:74:LYS:HB2	1.93	0.41
37:PC:134:ILE:HG23	37:PC:151:VAL:HB	2.02	0.41
38:QC:141:ARG:HB2	38:QC:144:ASP:OD2	2.21	0.41
39:RC:48:ALA:HB1	39:RC:49:PRO:HD2	2.01	0.41
39:RC:78:HIS:ND1	42:UC:104:ARG:NH1	2.68	0.41
41:TC:64:GLN:O	41:TC:68:ASN:HB2	2.20	0.41
46:YC:8:ASN:HB2	51:DD:34:LYS:HZ2	1.84	0.41
46:YC:59:ARG:HG3	46:YC:65:GLU:HG2	2.02	0.41
50:CD:35:LYS:HG2	50:CD:37:GLY:H	1.84	0.41
1:A:102:G:O2'	1:A:151:A:N3	2.45	0.41
1:A:301:G:C2	1:A:302:G:C4	3.09	0.41
1:A:479:C:H2'	1:A:480:U:H6	1.84	0.41
1:A:541:G:H2'	1:A:542:G:H8	1.86	0.41
1:A:688:G:C5	1:A:700:G:C2	3.09	0.41
1:A:716:A:C6	1:A:717:C:C4	3.09	0.41
1:A:864:A:C6	1:A:865:A:C6	3.09	0.41
1:A:1002:G:H2'	1:A:1003:G:C4'	2.51	0.41
1:A:1100:C:C2	1:A:1102:A:H5'	2.56	0.41
1:A:1176:A:C6	1:A:1177:G:C6	3.09	0.41
1:A:1319:A:H4'	1:A:1320:C:OP1	2.19	0.41
1:A:1523:G:C5	1:A:1524:C:C5	3.09	0.41
2:B:851:U:H2'	2:B:852:G:H8	1.84	0.41
2:B:2514:U:H2'	2:B:2515:C:C6	2.55	0.41
2:B:2867:G:HO2'	2:B:2868:A:P	2.44	0.41
3:C:25:A:C2	3:C:26:A:C4	3.09	0.41
3:C:115:G:H5'	16:P:50:SER:OG	2.20	0.41
4:D:40:C:H4'	41:PA:147:ALA:O	2.20	0.41
5:E:7:LYS:HG2	5:E:8:PRO:HD2	2.01	0.41
5:E:63:ARG:NH1	5:E:63:ARG:CG	2.70	0.41
8:H:103:LEU:O	8:H:107:LEU:HG	2.21	0.41
12:L:17:ARG:HE	12:L:17:ARG:HB3	1.74	0.41
13:M:116:GLY:HA2	13:M:134:ALA:HB2	2.02	0.41
16:P:4:LEU:HD22	16:P:8:GLU:CD	2.41	0.41
26:Z:17:SER:HB3	26:Z:20:GLU:CD	2.41	0.41
28:BA:61:ARG:O	28:BA:62:ARG:HB2	2.19	0.41
31:EA:29:LYS:HB3	31:EA:29:LYS:NZ	2.35	0.41
32:FA:36:LYS:HD2	32:FA:40:GLU:HG2	2.02	0.41
32:FA:41:ILE:H	32:FA:41:ILE:HG13	1.54	0.41
36:KA:17:PHE:HA	36:KA:44:LEU:HD21	2.03	0.41
36:KA:178:ARG:NH2	42:QA:74:PRO:HB3	2.36	0.41
38:MA:94:LEU:HD23	38:MA:97:LEU:HD12	2.03	0.41

*Continued on next page...*

*Continued from previous page...*

Atom-1	Atom-2	Interatomic distance (Å)	Clash overlap (Å)
38:MA:162:LEU:HD23	38:MA:162:LEU:HA	1.76	0.41
39:NA:106:PRO:O	39:NA:110:LEU:HG	2.20	0.41
44:SA:38:ILE:HA	44:SA:39:PRO:HD3	1.85	0.41
48:WA:6:LEU:HD12	48:WA:6:LEU:HA	1.79	0.41
51:ZA:3:LYS:HD3	51:ZA:61:GLU:O	2.21	0.41
54:CB:45:GLN:HA	54:CB:91:LEU:HD21	2.03	0.41
54:CB:76:ALA:O	54:CB:80:ARG:HB2	2.21	0.41
1:EB:81:G:N2	1:EB:89:U:O2	2.54	0.41
1:EB:160:A:H1'	1:EB:344:A:N7	2.36	0.41
1:EB:184:G:H2'	1:EB:185:A:H8	1.86	0.41
1:EB:359:U:H2'	1:EB:360:A:H8	1.84	0.41
1:EB:516:PSU:O2'	1:EB:519:C:N3	2.53	0.41
1:EB:601:C:H2'	1:EB:602:A:C8	2.55	0.41
1:EB:1380:U:C5	41:TC:3:ARG:HD3	2.55	0.41
2:FB:106:C:H2'	2:FB:107:C:H6	1.85	0.41
2:FB:116:C:H2'	2:FB:117:G:O4'	2.20	0.41
2:FB:495:G:O2'	20:XB:57:ASN:HB3	2.20	0.41
2:FB:545:G:H21	2:FB:548:A:N6	2.14	0.41
2:FB:625:G:C6	2:FB:626:U:C4	3.08	0.41
2:FB:1152:C:H5''	18:VB:80:ILE:HG21	2.03	0.41
2:FB:1930:G:O2'	2:FB:1968:G:O6	2.25	0.41
2:FB:2078:C:C4	2:FB:2079:U:C4	3.08	0.41
2:FB:2574:G:H2'	2:FB:2575:C:O4'	2.21	0.41
3:GB:49:C:H2'	3:GB:50:G:H8	1.86	0.41
4:HB:36:U:H2'	4:HB:37:A:O4'	2.21	0.41
5:IB:261:LYS:HD3	5:IB:263:ARG:HH12	1.85	0.41
10:NB:69:LYS:HA	10:NB:138:ILE:HG21	2.02	0.41
12:PB:64:ARG:HG2	12:PB:79:PHE:CD2	2.55	0.41
14:RB:28:ALA:HB3	14:RB:29:PHE:CE2	2.55	0.41
16:TB:23:ARG:CB	16:TB:23:ARG:HH11	2.33	0.41
17:UB:27:THR:O	17:UB:89:VAL:HG23	2.21	0.41
17:UB:91:ARG:HH11	17:UB:91:ARG:CG	2.33	0.41
21:YB:12:VAL:HB	21:YB:27:THR:HB	2.01	0.41
23:AC:107:THR:HA	23:AC:108:PRO:HD3	1.87	0.41
25:CC:58:ILE:HD11	25:CC:90:ILE:HD12	2.03	0.41
4:MC:23:C:H2'	4:MC:24:U:C6	2.55	0.41
36:OC:114:ARG:HA	36:OC:114:ARG:HD2	1.93	0.41
36:OC:153:ARG:C	36:OC:155:LEU:H	2.24	0.41
37:PC:8:ILE:HD13	37:PC:16:ARG:NH1	2.36	0.41
41:TC:87:VAL:HG13	41:TC:151:TYR:O	2.20	0.41
43:VC:114:TYR:C	43:VC:116:LYS:H	2.24	0.41

*Continued on next page...*

*Continued from previous page...*

Atom-1	Atom-2	Interatomic distance (Å)	Clash overlap (Å)
52:ED:26:LEU:HB3	52:ED:42:ARG:NH2	2.35	0.41
53:FD:40:ILE:HA	53:FD:44:MET:SD	2.61	0.41
1:A:544:G:H2'	1:A:545:C:C6	2.56	0.41
1:A:655:A:C2	1:A:656:C:C2	3.09	0.41
1:A:957:U:H1'	1:A:960:U:N3	2.36	0.41
2:B:74:A:H5'	2:B:75:G:O4'	2.20	0.41
2:B:269:U:C4	2:B:271(A):U:C2	3.08	0.41
2:B:360:G:H2'	2:B:361:G:C8	2.55	0.41
2:B:633:A:H1'	2:B:2403:C:O3'	2.20	0.41
2:B:1058:G:H22	2:B:1080:C:H42	1.68	0.41
2:B:1308:A:C2	2:B:1309:G:H1'	2.56	0.41
2:B:1373:A:H2'	2:B:1374:G:O4'	2.21	0.41
2:B:1795:C:H1'	5:E:255:LYS:NZ	2.36	0.41
2:B:1850:G:H1	2:B:1892:C:H42	1.68	0.41
2:B:2163:C:H3'	2:B:2164:C:C5'	2.51	0.41
2:B:2271:G:H2'	2:B:2272:U:H6	1.81	0.41
2:B:2291:U:OP1	2:B:2381:C:H5'	2.20	0.41
2:B:2447:G:O2'	2:B:2500:U:OP2	2.26	0.41
2:B:2863:C:H2'	2:B:2864:G:C8	2.56	0.41
3:C:21:G:C6	3:C:22:U:C2	3.09	0.41
5:E:233:HIS:CD2	5:E:233:HIS:N	2.86	0.41
7:G:144:LYS:HB3	7:G:144:LYS:HZ3	1.82	0.41
12:L:61:VAL:HG21	12:L:111:PHE:CE1	2.55	0.41
14:N:60:ARG:NH1	14:N:60:ARG:HG3	2.35	0.41
15:O:20:LEU:HD21	15:O:40:LYS:HD3	2.01	0.41
15:O:37:THR:OG1	15:O:40:LYS:HG3	2.20	0.41
25:Y:3:LYS:CB	25:Y:61:ARG:HH11	2.24	0.41
29:CA:55:ARG:O	29:CA:57:VAL:HG23	2.21	0.41
4:IA:75:C:C5	35:JA:261:ARG:HB3	2.56	0.41
37:LA:11:ARG:NH1	37:LA:182:ILE:HD11	2.36	0.41
37:LA:16:ARG:HH12	48:WA:50:LYS:CE	2.34	0.41
37:LA:61:ALA:C	37:LA:63:ASN:H	2.22	0.41
39:NA:78:HIS:ND1	42:QA:104:ARG:HD2	2.33	0.41
41:PA:24:THR:HA	41:PA:27:ILE:HG13	2.02	0.41
42:QA:25:ASP:OD2	42:QA:60:ARG:HG2	2.21	0.41
44:SA:8:LEU:HB2	44:SA:70:ARG:HB2	2.03	0.41
44:SA:65:LEU:HB2	48:WA:56:VAL:HG12	2.02	0.41
48:WA:47:LEU:HB3	48:WA:53:LEU:CD2	2.50	0.41
53:BB:51:VAL:HG12	53:BB:52:TYR:H	1.86	0.41
54:CB:36:LEU:O	54:CB:39:LYS:HB3	2.21	0.41
1:EB:371:G:C2	1:EB:391:G:C2	3.09	0.41

*Continued on next page...*



*Continued from previous page...*

Atom-1	Atom-2	Interatomic distance (Å)	Clash overlap (Å)
1:EB:875:C:O2'	42:UC:14:ARG:HD2	2.21	0.41
1:EB:1008:C:H3'	1:EB:1009:G:C8	2.55	0.41
1:EB:1138:G:H2'	1:EB:1140:C:C5	2.56	0.41
1:EB:1203:C:H2'	1:EB:1204:A:H8	1.86	0.41
2:FB:388:G:H2'	2:FB:390:A:N7	2.36	0.41
2:FB:571:A:O2'	19:WB:78:LYS:HE2	2.21	0.41
2:FB:797:C:H2'	2:FB:798:G:O4'	2.21	0.41
2:FB:1040:C:H2'	2:FB:1041:C:O4'	2.21	0.41
2:FB:1289:C:H2'	2:FB:1290:C:C6	2.56	0.41
2:FB:1686:C:H2'	2:FB:1687:G:O4'	2.21	0.41
2:FB:2305:A:N3	8:LB:136:ARG:HG3	2.36	0.41
2:FB:2462:U:C2	2:FB:2489:G:N2	2.88	0.41
3:GB:24:G:C8	3:GB:56:G:C8	3.08	0.41
5:IB:19:ALA:HB2	5:IB:204:ILE:HD11	2.02	0.41
18:VB:74:LEU:HD12	18:VB:74:LEU:H	1.86	0.41
25:CC:90:ILE:H	25:CC:90:ILE:HG12	1.53	0.41
35:NC:241:ASP:N	35:NC:241:ASP:OD1	2.54	0.41
38:QC:41:GLY:O	38:QC:43:HIS:N	2.53	0.41
41:TC:89:MET:CE	41:TC:155:ARG:HB2	2.50	0.41
46:YC:117:ARG:CG	46:YC:122:THR:HB	2.50	0.41
51:DD:60:ILE:O	51:DD:71:PHE:HA	2.20	0.41
52:ED:53:ARG:HH12	52:ED:60:ALA:N	2.17	0.41
1:A:82:U:H5''	1:A:84:U:OP2	2.21	0.41
1:A:135:C:O2	50:YA:1:MET:HB2	2.20	0.41
1:A:216:G:H2'	1:A:217:C:O4'	2.20	0.41
1:A:343:U:H2'	1:A:345:C:C5	2.56	0.41
1:A:411:A:H3'	1:A:411:A:C8	2.56	0.41
1:A:475:G:H2'	1:A:476:G:C8	2.56	0.41
1:A:793:U:H6	1:A:793:U:H2'	1.62	0.41
1:A:1242:C:H42	1:A:1295:G:N2	2.19	0.41
1:A:1242:C:N4	1:A:1295:G:H22	2.18	0.41
1:A:1244:C:P	55:DB:9:ARG:HB2	2.61	0.41
1:A:1484:C:O2'	2:B:1960:A:O2'	2.14	0.41
2:B:355:G:C2	2:B:356:G:C8	3.08	0.41
2:B:464:U:O2'	31:EA:16:HIS:NE2	2.52	0.41
2:B:738:G:C6	2:B:739:G:C2	3.08	0.41
2:B:1287:A:C5	2:B:1288:U:C4	3.09	0.41
2:B:1289:C:H2'	2:B:1290:C:C6	2.55	0.41
2:B:1402:C:O5'	2:B:1402:C:H6	2.04	0.41
2:B:1412:A:H3'	2:B:1413:G:H8	1.83	0.41
2:B:1669:A:C2	2:B:1994:C:H1'	2.55	0.41

*Continued on next page...*

*Continued from previous page...*

Atom-1	Atom-2	Interatomic distance (Å)	Clash overlap (Å)
2:B:2305:A:N3	8:H:136:ARG:HG3	2.35	0.41
2:B:2542:A:H4'	2:B:2543:G:C8	2.56	0.41
3:C:31:C:H4'	8:H:29:TRP:CH2	2.56	0.41
5:E:182:LEU:O	5:E:271:ILE:HG12	2.20	0.41
7:G:108:LYS:HG2	7:G:112:MET:HE3	2.03	0.41
8:H:35:GLU:OE2	8:H:160:VAL:HG12	2.20	0.41
8:H:121:ASN:HA	8:H:122:PRO:HD3	1.76	0.41
14:N:1:MET:C	14:N:2:LEU:HD22	2.41	0.41
14:N:64:ILE:HG12	14:N:106:VAL:HG13	2.03	0.41
17:Q:94:ALA:HB2	17:Q:99:LEU:HD11	2.02	0.41
27:AA:7:LYS:HG2	27:AA:9:VAL:HG13	2.03	0.41
36:KA:178:ARG:CZ	42:QA:74:PRO:HB3	2.51	0.41
38:MA:12:CYS:HA	38:MA:15:GLU:HB2	2.03	0.41
38:MA:150:GLU:OE2	38:MA:150:GLU:HA	2.19	0.41
39:NA:32:VAL:O	39:NA:43:LEU:HD12	2.21	0.41
45:TA:96:ARG:HE	45:TA:96:ARG:HB2	1.58	0.41
52:AB:58:LEU:HD13	52:AB:58:LEU:HA	1.82	0.41
1:EB:130:A:OP2	51:DD:63:ARG:HG2	2.21	0.41
1:EB:432:A:H3'	1:EB:433:C:C6	2.55	0.41
1:EB:451:A:N7	1:EB:481:G:C6	2.89	0.41
1:EB:1014:A:C2	1:EB:1219:U:H1'	2.55	0.41
1:EB:1028(A):C:H6	1:EB:1028(A):C:O5'	2.04	0.41
1:EB:1057:G:N2	1:EB:1204:A:H1'	2.35	0.41
1:EB:1505:G:H2'	34:LC:15:A:OP2	2.21	0.41
2:FB:242:G:P	32:JC:3:LYS:HZ2	2.43	0.41
2:FB:593:G:C6	2:FB:594:U:C4	3.09	0.41
2:FB:1206:G:C6	2:FB:1207:C:C4	3.09	0.41
2:FB:2123:G:C2'	2:FB:2124:G:H5''	2.49	0.41
2:FB:2209:C:O2	2:FB:2216:G:C2	2.74	0.41
2:FB:2426:A:H3'	2:FB:2427:C:H5'	2.03	0.41
2:FB:2470:G:OP1	14:RB:59:ARG:NH2	2.54	0.41
4:HB:53:G:C6	4:HB:54:5MU:H72	2.56	0.41
6:JB:11:MET:HB2	6:JB:23:VAL:O	2.20	0.41
7:KB:45:ARG:HE	7:KB:45:ARG:HB3	1.43	0.41
8:LB:114:ILE:H	8:LB:114:ILE:HG13	1.62	0.41
10:NB:48:GLU:O	10:NB:52:ARG:HB2	2.20	0.41
10:NB:71:ILE:O	10:NB:72:LEU:HD23	2.21	0.41
14:RB:64:ILE:HG12	14:RB:106:VAL:HG13	2.02	0.41
15:SB:95:THR:HG22	15:SB:116:LEU:HB3	2.01	0.41
24:BC:19:LYS:HG3	24:BC:41:ARG:NH2	2.36	0.41
36:OC:218:ALA:O	36:OC:222:ILE:HG12	2.20	0.41

*Continued on next page...*

*Continued from previous page...*

Atom-1	Atom-2	Interatomic distance (Å)	Clash overlap (Å)
38:QC:160:GLN:O	38:QC:163:GLU:HB3	2.21	0.41
38:QC:165:MET:HA	38:QC:168:ARG:HB2	2.03	0.41
41:TC:38:LEU:O	41:TC:42:ILE:HG13	2.21	0.41
41:TC:129:GLU:HB3	41:TC:130:GLY:H	1.72	0.41
42:UC:29:SER:HB3	42:UC:32:LYS:HB2	2.02	0.41
42:UC:46:LYS:HG3	42:UC:63:LEU:O	2.21	0.41
42:UC:121:ASP:OD1	42:UC:121:ASP:N	2.50	0.41
43:VC:89:ASN:ND2	43:VC:91:ASP:OD2	2.52	0.41
44:WC:79:ARG:O	44:WC:82:ILE:HG22	2.20	0.41
51:DD:10:VAL:HG22	51:DD:19:VAL:HG11	2.02	0.41
52:ED:52:PRO:O	52:ED:56:THR:HG23	2.20	0.41
1:A:10:A:H2'	1:A:11:G:C8	2.55	0.41
1:A:111:G:H5''	50:YA:27:LYS:HG2	2.02	0.41
1:A:236:G:H2'	1:A:237:C:O4'	2.21	0.41
1:A:308:C:H2'	1:A:309:G:C8	2.56	0.41
1:A:407:G:P	38:MA:115:ARG:HH11	2.44	0.41
1:A:417:C:H2'	1:A:418:C:C6	2.55	0.41
1:A:426:G:OP1	38:MA:36:ARG:NH1	2.54	0.41
1:A:786:G:H2'	1:A:787:A:O4'	2.21	0.41
1:A:829:G:H1	1:A:857:C:H42	1.68	0.41
1:A:1057:G:N2	1:A:1204:A:H1'	2.36	0.41
1:A:1234:C:H2'	1:A:1235:U:O4'	2.21	0.41
1:A:1249:C:O2'	43:RA:68:GLY:O	2.23	0.41
1:A:1256:A:H61	1:A:1277:C:H3'	1.86	0.41
1:A:1517:G:C8	2:B:1920:4OC:OP1	2.73	0.41
2:B:137(B):G:H2'	2:B:139:G:N7	2.36	0.41
2:B:265:A:N6	2:B:427:U:O2'	2.51	0.41
2:B:270(S):G:C6	2:B:270(T):G:C6	3.09	0.41
2:B:274:G:H8	2:B:274:G:OP2	2.04	0.41
2:B:275:G:C8	2:B:276:A:H1'	2.55	0.41
2:B:275:G:H3'	2:B:276:A:O4'	2.21	0.41
2:B:735:A:H3'	2:B:736:C:H6	1.86	0.41
2:B:890:A:O2'	2:B:892:G:H5'	2.20	0.41
2:B:909:A:C6	2:B:912:C:C2	3.09	0.41
2:B:980:A:N6	2:B:981:A:N1	2.68	0.41
2:B:1276:A:HO2'	15:O:16:HIS:CE1	2.38	0.41
2:B:1461:G:H2'	2:B:1462:C:C6	2.56	0.41
2:B:1817:G:C5	2:B:1818:U:C5	3.09	0.41
2:B:2345:G:H1'	2:B:2382:G:H5'	2.01	0.41
2:B:2359:C:H2'	2:B:2360:A:C8	2.55	0.41
2:B:2403:C:N3	2:B:2415:G:C2	2.89	0.41

*Continued on next page...*

*Continued from previous page...*

Atom-1	Atom-2	Interatomic distance (Å)	Clash overlap (Å)
2:B:2519:U:C6	2:B:2542:A:N6	2.89	0.41
2:B:2632:A:H1'	2:B:2810:A:C2	2.56	0.41
2:B:2660:A:N7	9:I:175:LYS:NZ	2.54	0.41
2:B:2809:A:H62	2:B:2891:G:H2'	1.86	0.41
6:F:18:ASP:HB3	17:Q:82:LEU:HD21	2.03	0.41
6:F:29:GLY:HA2	6:F:30:PRO:HA	1.79	0.41
6:F:59:VAL:HB	6:F:64:LYS:HE2	2.03	0.41
7:G:145:GLU:OE2	7:G:145:GLU:CA	2.68	0.41
7:G:150:GLY:HA2	7:G:172:TRP:CE3	2.56	0.41
7:G:197:ASP:O	7:G:200:GLU:HB3	2.21	0.41
9:I:3:ARG:HG3	9:I:6:ARG:H	1.85	0.41
10:J:110:ASP:OD1	10:J:112:LYS:N	2.54	0.41
13:M:95:VAL:HB	13:M:125:VAL:HG12	2.01	0.41
14:N:38:GLU:HA	14:N:39:PRO:HD3	1.96	0.41
16:P:36:TYR:CD1	16:P:36:TYR:N	2.88	0.41
18:R:83:LEU:CD1	18:R:113:ALA:HB2	2.51	0.41
19:S:35:LEU:HA	19:S:35:LEU:HD23	1.85	0.41
19:S:68:LYS:HG2	19:S:69:LYS:N	2.35	0.41
23:W:166:SER:HA	23:W:167:PRO:HD3	1.80	0.41
25:Y:51:VAL:HG21	25:Y:74:VAL:HG21	2.03	0.41
29:CA:36:CYS:C	29:CA:38:ALA:H	2.23	0.41
32:FA:29:LYS:HZ3	32:FA:45:GLY:HA2	1.86	0.41
33:GA:8:LYS:H	33:GA:8:LYS:HG3	1.52	0.41
4:IA:2:G:H2'	4:IA:3:C:C6	2.55	0.41
4:IA:55:PSU:O5'	4:IA:55:PSU:H6	2.04	0.41
35:JA:272:SER:C	35:JA:275:GLY:H	2.24	0.41
37:LA:22:TRP:CZ3	37:LA:24:ALA:HB2	2.56	0.41
37:LA:77:ILE:HA	37:LA:84:ILE:HD12	2.02	0.41
38:MA:157:LEU:HD22	38:MA:157:LEU:N	2.36	0.41
40:OA:12:PRO:O	40:OA:14:LEU:N	2.54	0.41
41:PA:57:GLU:HA	41:PA:58:PRO:HD3	1.93	0.41
41:PA:70:LYS:NZ	41:PA:70:LYS:CB	2.83	0.41
41:PA:104:LEU:HA	41:PA:104:LEU:HD13	1.82	0.41
42:QA:112:LEU:HA	42:QA:134:ILE:HG12	2.02	0.41
43:RA:47:LEU:HD23	43:RA:47:LEU:O	2.21	0.41
43:RA:118:LYS:NZ	43:RA:118:LYS:CB	2.83	0.41
46:UA:46:LYS:HE3	46:UA:92:0TD:H4	2.01	0.41
47:VA:40:ASN:OD1	47:VA:41:PRO:HD2	2.20	0.41
49:XA:87:ILE:H	49:XA:87:ILE:HG12	1.61	0.41
50:YA:3:LYS:O	50:YA:4:ILE:HD13	2.20	0.41
50:YA:58:TYR:HB3	50:YA:59:TRP:CD1	2.56	0.41

*Continued on next page...*

*Continued from previous page...*

Atom-1	Atom-2	Interatomic distance (Å)	Clash overlap (Å)
51:ZA:50:LYS:HG3	51:ZA:51:TYR:CD2	2.55	0.41
53:BB:33:THR:HG23	53:BB:51:VAL:HA	2.03	0.41
1:EB:111:G:H5''	50:CD:27:LYS:HG2	2.01	0.41
1:EB:196:A:OP1	54:GD:68:LYS:NZ	2.41	0.41
1:EB:397:A:H5'	1:EB:398:C:OP1	2.20	0.41
1:EB:646:U:H2'	1:EB:647:C:C6	2.55	0.41
1:EB:1074:G:O4'	36:OC:104:ASN:ND2	2.53	0.41
1:EB:1226:C:H4'	53:FD:80:TYR:OH	2.21	0.41
1:EB:1279:A:O2'	1:EB:1281:U:OP2	2.35	0.41
1:EB:1296:C:H4'	1:EB:1302:U:O4	2.20	0.41
1:EB:1358:U:OP1	48:AD:35:ARG:HG2	2.21	0.41
2:FB:123:G:H2'	2:FB:124:G:O4'	2.21	0.41
2:FB:255:A:N6	2:FB:256:A:C6	2.89	0.41
2:FB:657:U:H2'	2:FB:658:C:C6	2.56	0.41
2:FB:664:C:H2'	2:FB:665:C:C6	2.56	0.41
2:FB:690:G:O2'	5:IB:43:ARG:NH2	2.51	0.41
2:FB:784:A:O2'	2:FB:785:G:H5''	2.20	0.41
2:FB:824:A:H1'	2:FB:2358:G:N7	2.36	0.41
2:FB:896:A:OP2	2:FB:896:A:H4'	2.21	0.41
2:FB:995:C:OP2	18:VB:54:LYS:NZ	2.53	0.41
2:FB:1422:G:C6	2:FB:1423:G:C5	3.09	0.41
2:FB:1469:A:H2'	2:FB:1470:G:O4'	2.20	0.41
2:FB:1790:C:H2'	2:FB:1791:A:C5	2.56	0.41
2:FB:1829:A:H3'	2:FB:1830:C:C5	2.55	0.41
2:FB:2019:A:N6	2:FB:2020:A:C5	2.89	0.41
2:FB:2123:G:H1	2:FB:2174:C:H42	1.67	0.41
2:FB:2255:G:C6	2:FB:2256:G:C5	3.09	0.41
2:FB:2361:A:OP1	32:JC:26:LYS:HD2	2.21	0.41
2:FB:2817:G:O2'	2:FB:2836:U:O2	2.33	0.41
2:FB:2838:G:H1	2:FB:2880:C:H42	1.67	0.41
2:FB:2849:U:O4	17:UB:23:ARG:NH1	2.51	0.41
3:GB:17:C:H2'	3:GB:18:G:O4'	2.21	0.41
3:GB:96:G:C5	3:GB:97:G:C8	3.09	0.41
4:HB:21:A:H5'	4:HB:48:C:H42	1.85	0.41
5:IB:7:LYS:HG2	5:IB:8:PRO:HD2	2.03	0.41
5:IB:58:HIS:ND1	5:IB:59:LYS:O	2.31	0.41
5:IB:134:ARG:HE	5:IB:134:ARG:HB2	1.62	0.41
6:JB:37:ARG:HD2	6:JB:44:TYR:OH	2.21	0.41
7:KB:101:LEU:HD12	7:KB:101:LEU:HA	1.93	0.41
9:MB:18:GLU:O	9:MB:24:VAL:HG23	2.21	0.41
9:MB:28:GLY:HA3	9:MB:79:VAL:HB	2.02	0.41

*Continued on next page...*

*Continued from previous page...*

Atom-1	Atom-2	Interatomic distance (Å)	Clash overlap (Å)
11:OB:7:LYS:HA	11:OB:7:LYS:HD3	1.75	0.41
11:OB:95:PRO:HD2	11:OB:96:GLU:OE2	2.21	0.41
13:QB:121:LYS:O	13:QB:123:LEU:N	2.54	0.41
13:QB:148:LEU:HD23	13:QB:149:GLU:N	2.36	0.41
14:RB:3:MET:HA	14:RB:4:PRO:HD2	1.92	0.41
15:SB:53:HIS:HB2	15:SB:94:TYR:HE2	1.86	0.41
16:TB:36:TYR:CD1	16:TB:36:TYR:N	2.89	0.41
17:UB:105:LEU:HD13	17:UB:106:SER:O	2.21	0.41
18:VB:74:LEU:HD22	18:VB:75:ASN:O	2.21	0.41
19:WB:72:VAL:HG22	19:WB:85:LYS:HB2	2.02	0.41
19:WB:75:PHE:CE1	19:WB:82:ARG:NH1	2.83	0.41
20:XB:46:PHE:O	20:XB:50:VAL:HG23	2.21	0.41
21:YB:73:ARG:HG3	21:YB:73:ARG:NH1	2.36	0.41
22:ZB:29:GLU:O	22:ZB:38:ILE:HG22	2.20	0.41
22:ZB:99:CYS:SG	22:ZB:100:ALA:N	2.94	0.41
23:AC:8:TYR:HB2	23:AC:38:TYR:CE2	2.56	0.41
27:EC:50:VAL:O	27:EC:54:VAL:HB	2.20	0.41
32:JC:39:LYS:HA	32:JC:42:ARG:NH1	2.36	0.41
35:NC:126:LEU:CD2	35:NC:157:GLY:HA3	2.51	0.41
35:NC:144:TRP:HB3	35:NC:145:ARG:H	1.64	0.41
35:NC:146:VAL:HA	35:NC:166:ILE:CD1	2.51	0.41
35:NC:216:ASP:HB3	35:NC:217:ILE:H	1.78	0.41
35:NC:237:VAL:HG21	35:NC:261:ARG:CZ	2.50	0.41
35:NC:340:LEU:C	35:NC:343:PRO:HD2	2.41	0.41
36:OC:131:PRO:HB2	36:OC:134:GLU:HB2	2.02	0.41
36:OC:189:ASP:HB2	36:OC:190:THR:H	1.72	0.41
37:PC:190:ARG:HA	37:PC:195:VAL:HG22	2.03	0.41
38:QC:3:ARG:HH11	38:QC:4:TYR:HB3	1.86	0.41
38:QC:13:ARG:HB2	38:QC:40:PRO:HD3	2.03	0.41
40:SC:4:TYR:HA	40:SC:93:SER:H	1.86	0.41
41:TC:5:ARG:NE	41:TC:5:ARG:HA	2.36	0.41
42:UC:11:THR:HG23	42:UC:14:ARG:NH1	2.36	0.41
45:XC:104:GLN:HG3	45:XC:106:LYS:N	2.35	0.41
46:YC:47:LYS:HA	46:YC:48:PRO:HA	1.84	0.41
46:YC:51:ALA:HB3	46:YC:53:ARG:NH2	2.36	0.41
46:YC:61:THR:C	46:YC:63:GLY:H	2.23	0.41
53:FD:55:LYS:O	53:FD:55:LYS:HG3	2.20	0.41
54:GD:90:GLN:O	54:GD:94:ALA:N	2.48	0.41
54:GD:100:ILE:HD13	54:GD:101:GLY:H	1.85	0.41
1:A:503:C:H2'	1:A:504:C:C6	2.55	0.41
1:A:687:A:H1'	1:A:688:G:OP2	2.20	0.41

*Continued on next page...*

*Continued from previous page...*

Atom-1	Atom-2	Interatomic distance (Å)	Clash overlap (Å)
1:A:753:A:OP1	49:XA:69:TYR:OH	2.37	0.41
1:A:979:C:H1'	1:A:1317:C:H42	1.86	0.41
1:A:1053:G:H4'	1:A:1054:C:H3'	2.02	0.41
1:A:1114:C:H6	1:A:1114:C:O5'	2.04	0.41
1:A:1138:G:H2'	1:A:1140:C:C5	2.56	0.41
1:A:1196:U:H3'	1:A:1197:G:C5'	2.51	0.41
1:A:1349:A:H3'	1:A:1350:A:H8	1.85	0.41
1:A:1448:C:H2'	1:A:1449:C:C6	2.56	0.41
2:B:242:G:C8	32:FA:5:LYS:HG2	2.56	0.41
2:B:455:C:C3'	2:B:456:C:H5''	2.51	0.41
2:B:518:G:H2'	2:B:519:U:C6	2.56	0.41
2:B:1063:G:N2	2:B:1077:A:O4'	2.51	0.41
2:B:1201:C:H42	2:B:1244:G:H1	1.69	0.41
2:B:2123:G:H1	2:B:2174:C:H42	1.69	0.41
2:B:2135:A:H61	2:B:2155:G:N2	2.19	0.41
2:B:2279:G:O6	24:X:14:ARG:HG3	2.21	0.41
2:B:2852:G:H2'	2:B:2853:C:C6	2.56	0.41
3:C:73:A:H61	23:W:29:TYR:HE1	1.67	0.41
6:F:176:ILE:HG13	6:F:181:LEU:HB2	2.03	0.41
11:K:63:THR:HB	11:K:64:GLY:H	1.55	0.41
11:K:88:GLU:H	11:K:88:GLU:CD	2.24	0.41
13:M:39:LYS:HD2	13:M:45:LEU:HD21	2.03	0.41
13:M:98:GLU:O	13:M:101:VAL:HG22	2.21	0.41
13:M:102:ARG:HE	13:M:102:ARG:HB2	1.70	0.41
15:O:95:THR:HA	15:O:116:LEU:HA	2.03	0.41
19:S:75:PHE:CE1	19:S:82:ARG:NH1	2.83	0.41
23:W:118:GLN:O	23:W:120:ILE:HD12	2.20	0.41
28:BA:13:ARG:CZ	28:BA:21:VAL:HG11	2.51	0.41
36:KA:155:LEU:CD1	36:KA:157:ARG:HB3	2.51	0.41
36:KA:165:VAL:O	36:KA:167:PRO:HD3	2.21	0.41
37:LA:60:ALA:HB3	37:LA:63:ASN:HB2	2.02	0.41
47:VA:27:LYS:NZ	55:DB:20:LYS:HZ3	2.19	0.41
1:EB:31:G:H5'	1:EB:306:G:N2	2.36	0.41
1:EB:424:G:H2'	1:EB:425:G:H8	1.86	0.41
1:EB:849:C:C4	1:EB:850:U:C4	3.09	0.41
1:EB:1192:C:OP2	37:PC:4:LYS:NZ	2.54	0.41
1:EB:1287:A:H2'	1:EB:1288:A:H8	1.85	0.41
1:EB:1509:C:H2'	1:EB:1510:U:O4'	2.21	0.41
2:FB:286:C:N4	2:FB:355:G:H1	2.09	0.41
2:FB:762:U:N3	2:FB:1431:U:OP1	2.52	0.41
2:FB:794:G:C2	2:FB:795:C:C2	3.08	0.41

*Continued on next page...*



*Continued from previous page...*

Atom-1	Atom-2	Interatomic distance (Å)	Clash overlap (Å)
2:FB:882:G:H2'	2:FB:883:G:O4'	2.21	0.41
2:FB:1140:C:OP2	11:OB:66:LYS:NZ	2.39	0.41
2:FB:1520:U:H2'	2:FB:1521:G:O4'	2.21	0.41
2:FB:2262:U:H4'	2:FB:2328:A:C2	2.56	0.41
2:FB:2857:G:N2	2:FB:2860:A:OP2	2.53	0.41
2:FB:2871:C:H5''	2:FB:2872:G:OP1	2.21	0.41
5:IB:148:GLU:HB2	5:IB:151:LYS:HD2	2.03	0.41
5:IB:155:LEU:HA	5:IB:155:LEU:HD12	1.75	0.41
6:JB:104:VAL:HG21	6:JB:188:VAL:HG22	2.02	0.41
9:MB:111:HIS:HB2	9:MB:112:PRO:HD2	2.02	0.41
10:NB:128:LEU:HD11	10:NB:140:LEU:HD12	2.03	0.41
25:CC:67:ILE:HD13	25:CC:67:ILE:HA	1.85	0.41
28:FC:48:ARG:HH22	28:FC:52:THR:HA	1.86	0.41
29:GC:55:ARG:O	29:GC:57:VAL:HG23	2.21	0.41
34:LC:17:U:C2'	34:LC:18:G:H5'	2.50	0.41
35:NC:330:ASP:O	35:NC:334:GLU:N	2.54	0.41
38:QC:103:ASN:O	38:QC:106:TYR:HB3	2.21	0.41
42:UC:35:ILE:HG13	42:UC:111:ILE:HD12	2.02	0.41
46:YC:89:ARG:NH1	46:YC:95:GLY:H	2.19	0.41
49:BD:8:LYS:HG2	49:BD:12:ILE:HD11	2.04	0.41
50:CD:75:ARG:HA	50:CD:80:PHE:HB2	2.02	0.41
54:GD:43:LEU:O	54:GD:47:GLY:N	2.52	0.41
1:A:435:C:H2'	1:A:436:C:H6	1.84	0.40
1:A:539:A:OP2	46:UA:115:LYS:HE2	2.21	0.40
1:A:652:U:O2'	1:A:653:A:OP2	2.30	0.40
1:A:694:A:H2'	1:A:695:A:O4'	2.21	0.40
1:A:1144:G:H21	1:A:1146:A:N6	2.18	0.40
1:A:1246:C:H2'	1:A:1247:U:O4'	2.21	0.40
2:B:101:G:H4'	2:B:102:G:OP2	2.21	0.40
2:B:117:G:C6	2:B:119:A:C6	3.09	0.40
2:B:307:G:O5'	2:B:307:G:H8	2.04	0.40
2:B:385:C:O2'	2:B:390:A:N1	2.51	0.40
2:B:722:A:H2'	2:B:723:G:O4'	2.21	0.40
2:B:1165:U:H2'	2:B:1166:C:C6	2.57	0.40
2:B:1709:U:C2	2:B:1750:G:N2	2.90	0.40
2:B:1890:A:H3'	2:B:1891:G:H8	1.86	0.40
2:B:1971:A:C4	5:E:241:PRO:HG3	2.56	0.40
2:B:2161:C:H2'	2:B:2162:G:O4'	2.21	0.40
2:B:2320:A:C8	2:B:2333:A:N6	2.89	0.40
2:B:2682:U:O4'	6:F:12:THR:HA	2.22	0.40
5:E:145:VAL:HG13	5:E:191:ALA:HB2	2.03	0.40

*Continued on next page...*

*Continued from previous page...*

Atom-1	Atom-2	Interatomic distance (Å)	Clash overlap (Å)
5:E:148:GLU:HB2	5:E:151:LYS:HD2	2.02	0.40
5:E:205:VAL:O	5:E:206:LEU:C	2.59	0.40
6:F:168:MET:HE3	6:F:168:MET:HB3	1.96	0.40
7:G:11:VAL:HA	7:G:125:LEU:O	2.21	0.40
7:G:45:ARG:NH1	7:G:97:TYR:CE1	2.89	0.40
7:G:122:LYS:HB3	7:G:191:ARG:HA	2.03	0.40
8:H:79:ASN:OD1	8:H:79:ASN:N	2.54	0.40
9:I:101:ARG:HG3	9:I:117:PRO:HG3	2.02	0.40
10:J:40:THR:HB	10:J:43:ASN:H	1.86	0.40
13:M:110:TYR:HD1	13:M:110:TYR:HA	1.80	0.40
13:M:149:GLU:OE2	13:M:149:GLU:HA	2.21	0.40
17:Q:91:ARG:HH11	17:Q:91:ARG:CG	2.33	0.40
20:T:11:ARG:NH1	20:T:98:LYS:HB3	2.35	0.40
4:IA:39:C:H2'	4:IA:40:C:C6	2.56	0.40
39:NA:151:LEU:HD13	39:NA:151:LEU:HA	1.88	0.40
44:SA:26:ALA:HA	44:SA:29:ARG:NE	2.36	0.40
1:EB:56:U:OP2	1:EB:56:U:H6	2.04	0.40
1:EB:126:G:H2'	1:EB:127:G:O4'	2.21	0.40
1:EB:256:U:H2'	1:EB:257:G:O4'	2.21	0.40
1:EB:613:C:P	38:QC:84:LYS:HZ3	2.40	0.40
1:EB:864:A:C6	1:EB:865:A:C6	3.09	0.40
1:EB:1396:A:O4'	1:EB:1398:A:H1'	2.21	0.40
1:EB:1512:U:H2'	1:EB:1513:A:C8	2.56	0.40
2:FB:463:G:H5'	2:FB:464:U:OP2	2.21	0.40
2:FB:540:G:C6	2:FB:541:C:C4	3.09	0.40
2:FB:579:G:C6	2:FB:580:C:N4	2.89	0.40
2:FB:867:C:H2'	2:FB:868:U:H6	1.85	0.40
2:FB:1493:C:C4	2:FB:2210:G:C4	3.08	0.40
2:FB:1932:A:H2'	2:FB:1933:G:O4'	2.21	0.40
2:FB:2104:G:H2'	2:FB:2105:C:C6	2.57	0.40
2:FB:2572:A:C2	6:JB:144:ARG:NH1	2.89	0.40
2:FB:2602:A:H1'	2:FB:2603:G:H5''	2.03	0.40
3:GB:9:G:C2	3:GB:112:G:C4	3.09	0.40
3:GB:21:G:N2	3:GB:62:C:N3	2.59	0.40
6:JB:78:LEU:O	6:JB:79:ARG:NH1	2.45	0.40
17:UB:95:ARG:HA	17:UB:95:ARG:HD2	1.91	0.40
35:NC:283:MET:SD	35:NC:286:ARG:HG3	2.61	0.40
36:OC:108:ILE:HD13	36:OC:108:ILE:HA	1.91	0.40
36:OC:114:ARG:HH12	36:OC:118:LEU:CD2	2.33	0.40
41:TC:115:ARG:O	41:TC:119:ARG:HG3	2.20	0.40
45:XC:36:ASP:OD2	45:XC:36:ASP:N	2.54	0.40

*Continued on next page...*

*Continued from previous page...*

Atom-1	Atom-2	Interatomic distance (Å)	Clash overlap (Å)
45:XC:98:LEU:HA	45:XC:101:SER:HB3	2.02	0.40
52:ED:74:ARG:HG2	52:ED:79:LEU:O	2.21	0.40
1:A:122:G:H2'	1:A:123:C:O4'	2.21	0.40
1:A:545:C:O2'	1:A:549:C:OP1	2.31	0.40
1:A:626:U:H5''	50:YA:38:TYR:CE2	2.56	0.40
1:A:1190:G:H3'	37:LA:3:ASN:ND2	2.36	0.40
1:A:1320:C:N3	53:BB:36:ARG:NH1	2.67	0.40
2:B:85:G:C5	2:B:98:G:C2	3.10	0.40
2:B:90:U:H4'	2:B:91:A:O5'	2.21	0.40
2:B:609(B):G:N2	2:B:619:G:H1'	2.36	0.40
2:B:900:A:H2'	2:B:901:A:H8	1.85	0.40
2:B:1024:G:H5''	2:B:1025:G:H5''	2.02	0.40
2:B:1128:A:N7	2:B:2489:G:O2'	2.52	0.40
2:B:2031:A:C6	2:B:2498:C:H1'	2.57	0.40
2:B:2130:U:O2	2:B:2131:G:N2	2.55	0.40
2:B:2331:G:C6	2:B:2332:U:C4	3.09	0.40
2:B:2393:A:O2'	32:FA:13:ARG:NH2	2.47	0.40
2:B:2455:G:N2	2:B:2498:C:C4	2.89	0.40
2:B:2516:G:C6	2:B:2517:C:C4	3.09	0.40
2:B:2626:C:O2'	2:B:2627:G:H5'	2.21	0.40
4:D:1:C:N4	4:D:72:A:H61	2.12	0.40
7:G:41:LEU:HD21	7:G:184:TYR:CE1	2.56	0.40
7:G:74:ARG:O	7:G:75:HIS:ND1	2.54	0.40
10:J:117:GLU:HB3	10:J:118:LYS:H	1.71	0.40
13:M:121:LYS:HA	27:EC:1:MET:HE2	2.02	0.40
16:P:28:VAL:HG13	16:P:101:LEU:HD13	2.04	0.40
17:Q:98:LYS:HB3	17:Q:100:TYR:CE2	2.56	0.40
28:BA:28:LYS:HD3	28:BA:31:ILE:HG22	2.02	0.40
35:JA:240:THR:O	35:JA:242:SER:N	2.54	0.40
39:NA:78:HIS:NE2	39:NA:142:LEU:HA	2.36	0.40
49:XA:88:ARG:HB3	49:XA:88:ARG:HH21	1.85	0.40
51:ZA:12:SER:HA	51:ZA:14:LYS:HZ3	1.85	0.40
54:CB:27:LYS:O	54:CB:31:SER:HB2	2.21	0.40
1:EB:82:U:H5''	1:EB:84:U:OP2	2.21	0.40
1:EB:325:A:OP2	54:GD:70:SER:CB	2.70	0.40
1:EB:549:C:O5'	1:EB:549:C:H6	2.04	0.40
1:EB:859:A:OP2	1:EB:869:G:N1	2.50	0.40
1:EB:1399:C:C2	1:EB:1401:G:C6	3.09	0.40
2:FB:24:G:O2'	20:XB:77:ASP:HB3	2.21	0.40
2:FB:536:A:H2'	2:FB:537:C:C6	2.57	0.40
2:FB:997:G:H2'	2:FB:997:G:N3	2.36	0.40

*Continued on next page...*

*Continued from previous page...*

Atom-1	Atom-2	Interatomic distance (Å)	Clash overlap (Å)
2:FB:1169:G:N2	2:FB:1181:C:N3	2.70	0.40
2:FB:1263:U:H2'	2:FB:1264:G:C8	2.57	0.40
2:FB:1461:G:H2'	2:FB:1462:C:H6	1.86	0.40
2:FB:1508:A:H3'	2:FB:1509:A:C8	2.57	0.40
2:FB:1853:A:H2'	2:FB:1854:A:H8	1.83	0.40
2:FB:1999:C:H4'	2:FB:2723:C:O2	2.21	0.40
2:FB:2409:G:C5	2:FB:2410:G:C8	3.09	0.40
2:FB:2545:G:H2'	2:FB:2546:U:O4'	2.21	0.40
4:HB:5:G:O2'	4:HB:6:G:H5''	2.21	0.40
6:JB:1:MET:HB3	6:JB:83:ASP:O	2.21	0.40
7:KB:6:MET:N	7:KB:23:ASP:HA	2.36	0.40
8:LB:83:ARG:O	8:LB:85:GLY:N	2.54	0.40
9:MB:111:HIS:CD2	9:MB:111:HIS:N	2.89	0.40
11:OB:19:GLU:HB3	11:OB:59:LYS:HG2	2.04	0.40
11:OB:65:LYS:O	11:OB:68:GLU:OE2	2.39	0.40
12:PB:10:VAL:HG21	12:PB:16:ALA:O	2.21	0.40
14:RB:51:ARG:HG3	14:RB:66:ILE:HD11	2.04	0.40
14:RB:104:PHE:HE2	14:RB:125:LEU:HD11	1.86	0.40
16:TB:15:ARG:HE	16:TB:25:ARG:NH2	2.19	0.40
19:WB:71:LEU:HD22	19:WB:71:LEU:HA	1.69	0.40
20:XB:4:LYS:HE3	20:XB:6:ILE:HG13	2.03	0.40
22:ZB:20:TYR:CZ	22:ZB:43:ASN:HA	2.55	0.40
24:BC:50:ASN:HB3	24:BC:63:VAL:HG22	2.03	0.40
28:FC:69:LYS:HE3	53:FD:23:ASN:ND2	2.35	0.40
35:NC:142:ARG:HB2	35:NC:144:TRP:CD2	2.56	0.40
38:QC:113:SER:O	38:QC:116:GLN:HB3	2.21	0.40
39:RC:15:ARG:NH1	39:RC:26:PHE:CZ	2.82	0.40
40:SC:43:LEU:HD21	40:SC:62:TRP:HB2	2.03	0.40
42:UC:90:GLY:O	51:DD:34:LYS:HE3	2.21	0.40
48:AD:7:ILE:HG13	48:AD:23:ARG:HG2	2.03	0.40
53:FD:41:VAL:CG2	53:FD:42:PRO:HD2	2.51	0.40
53:FD:58:VAL:HG11	53:FD:75:ALA:HB1	2.03	0.40
1:A:14:U:O2'	1:A:16:A:N7	2.45	0.40
1:A:229:U:O2'	50:YA:23:ASP:OD2	2.40	0.40
1:A:486:U:H2'	1:A:487:A:H8	1.86	0.40
1:A:669:U:H2'	1:A:670:G:C8	2.57	0.40
1:A:728:A:H8	1:A:728:A:O5'	2.05	0.40
1:A:1206:G:C4	1:A:1207:2MG:C8	3.10	0.40
1:A:1265:G:C8	1:A:1271:G:N2	2.89	0.40
1:A:1287:A:N3	1:A:1353:G:H1'	2.37	0.40
1:A:1362(A):C:O2'	1:A:1362(B):C:O4'	2.29	0.40

*Continued on next page...*

*Continued from previous page...*

Atom-1	Atom-2	Interatomic distance (Å)	Clash overlap (Å)
1:A:1437:C:H2'	1:A:1438:G:C8	2.55	0.40
2:B:218:A:H8	2:B:218:A:O5'	2.03	0.40
2:B:406:G:H2'	2:B:407:G:O4'	2.22	0.40
2:B:592:G:N2	2:B:666:G:C5	2.89	0.40
2:B:645:C:H4'	2:B:646:A:OP2	2.20	0.40
2:B:662:G:N1	2:B:663:G:C5	2.90	0.40
2:B:774:A:OP1	5:E:48:ARG:NH2	2.55	0.40
2:B:854:G:C2	2:B:855:G:C5	3.09	0.40
2:B:1021:A:C8	2:B:1021:A:C3'	3.04	0.40
2:B:1423:G:H1	2:B:1575:C:H42	1.68	0.40
2:B:1444(B):A:OP2	2:B:1445:C:N4	2.38	0.40
2:B:1655:A:O2'	6:F:115:GLY:HA2	2.21	0.40
2:B:2079:U:OP1	25:Y:21:ARG:NH2	2.54	0.40
2:B:2128:C:H3'	2:B:2129:C:C6	2.57	0.40
2:B:2295:C:OP2	16:P:10:ARG:HD3	2.21	0.40
2:B:2593:U:H3	2:B:2600:A:H61	1.70	0.40
2:B:2599:G:C2	2:B:2600:A:C4	3.10	0.40
3:C:16:G:C6	3:C:69:G:C2	3.08	0.40
3:C:17:C:H2'	3:C:18:G:O4'	2.22	0.40
3:C:44:G:OP1	28:BA:1:MET:N	2.42	0.40
4:D:36:U:H2'	4:D:37:A:O4'	2.21	0.40
4:D:47:U:O2	4:D:47:U:H2'	2.21	0.40
7:G:183:VAL:O	7:G:187:VAL:HG23	2.21	0.40
8:H:51:ARG:C	8:H:53:LEU:H	2.18	0.40
8:H:101:ILE:HD11	28:BA:24:THR:OG1	2.21	0.40
12:L:18:LYS:HB2	12:L:45:GLU:HB2	2.03	0.40
18:R:80:ILE:HD13	18:R:80:ILE:HA	1.84	0.40
20:T:29:LEU:HD22	20:T:69:LEU:HD12	2.03	0.40
22:V:10:GLY:HA2	22:V:27:VAL:HB	2.03	0.40
25:Y:26:ARG:HH11	25:Y:26:ARG:CG	2.33	0.40
27:AA:8:LEU:HD12	27:AA:53:LEU:O	2.22	0.40
31:EA:5:TRP:O	31:EA:6:GLN:NE2	2.31	0.40
4:IA:10:G:N2	4:IA:26:G:H1'	2.35	0.40
35:JA:187:VAL:HA	35:JA:188:PRO:HD2	1.89	0.40
35:JA:314:GLN:N	35:JA:314:GLN:OE1	2.55	0.40
36:KA:131:PRO:HB2	36:KA:134:GLU:HB2	2.03	0.40
37:LA:151:VAL:O	37:LA:167:TRP:HB2	2.21	0.40
37:LA:190:ARG:HA	37:LA:195:VAL:HG22	2.03	0.40
38:MA:108:LEU:HD23	38:MA:108:LEU:HA	1.85	0.40
40:OA:4:TYR:HA	40:OA:93:SER:H	1.86	0.40
40:OA:37:VAL:HA	40:OA:65:VAL:HG12	2.02	0.40

*Continued on next page...*

*Continued from previous page...*

Atom-1	Atom-2	Interatomic distance (Å)	Clash overlap (Å)
40:OA:46:ARG:HB2	40:OA:60:PHE:HE1	1.84	0.40
44:SA:4:ILE:O	44:SA:74:ILE:HG12	2.21	0.40
45:TA:36:ASP:OD2	45:TA:36:ASP:N	2.53	0.40
45:TA:103:LEU:HD23	45:TA:103:LEU:HA	1.82	0.40
47:VA:10:PRO:HG2	47:VA:21:TYR:CD2	2.56	0.40
51:ZA:66:SER:HB3	51:ZA:69:LYS:HD3	2.03	0.40
51:ZA:86:GLU:O	51:ZA:90:ILE:HB	2.21	0.40
52:AB:51:LEU:HA	52:AB:52:PRO:HD3	1.84	0.40
52:AB:79:LEU:HD23	52:AB:79:LEU:HA	1.76	0.40
54:CB:14:LYS:HA	54:CB:17:ARG:NH2	2.37	0.40
1:EB:60:A:N1	1:EB:107:G:O2'	2.51	0.40
1:EB:486:U:H2'	1:EB:487:A:H8	1.86	0.40
1:EB:817:C:H42	1:EB:1529:G:H1	1.69	0.40
1:EB:1002:G:H2'	1:EB:1003:G:C4'	2.51	0.40
1:EB:1135:U:O5'	1:EB:1135:U:H6	2.04	0.40
1:EB:1389:C:H2'	1:EB:1390:U:O4'	2.21	0.40
2:FB:64:A:H2'	2:FB:65:C:C6	2.56	0.40
2:FB:486:C:H2'	2:FB:487:C:C6	2.53	0.40
2:FB:600:G:N2	2:FB:605:C:O3'	2.54	0.40
2:FB:606:U:OP2	7:KB:104:LYS:HE3	2.21	0.40
2:FB:680:G:C2	2:FB:798:G:C2	3.09	0.40
2:FB:1063:G:N2	2:FB:1077:A:O4'	2.51	0.40
2:FB:1337:G:H2'	2:FB:1338:G:O4'	2.22	0.40
2:FB:1367:A:N7	2:FB:1368:G:H1'	2.36	0.40
2:FB:1890:A:H3'	2:FB:1891:G:H8	1.86	0.40
2:FB:2071:A:C2	2:FB:2072:G:C5	3.09	0.40
2:FB:2275:C:O2	14:RB:85:LYS:HG2	2.22	0.40
2:FB:2292:C:O2'	2:FB:2375:G:H4'	2.22	0.40
2:FB:2682:U:O4'	6:JB:12:THR:HA	2.22	0.40
2:FB:2846:G:C6	2:FB:2847:U:N3	2.90	0.40
6:JB:174:ASP:HB3	6:JB:183:LEU:HD22	2.04	0.40
8:LB:103:LEU:H	8:LB:103:LEU:HG	1.68	0.40
10:NB:87:LYS:HG2	10:NB:89:TYR:H	1.87	0.40
17:UB:130:ALA:HA	17:UB:133:GLU:OE2	2.22	0.40
18:VB:91:ASP:O	18:VB:95:LEU:HB2	2.21	0.40
26:DC:17:SER:HB3	26:DC:20:GLU:CD	2.42	0.40
26:DC:64:LEU:O	26:DC:68:ARG:HG2	2.21	0.40
36:OC:87:ARG:NH2	36:OC:220:ASP:OD2	2.36	0.40
36:OC:230:VAL:HG12	36:OC:232:PRO:HD2	2.02	0.40
37:PC:69:HIS:HA	37:PC:104:GLN:O	2.21	0.40
38:QC:8:VAL:C	38:QC:10:ARG:N	2.72	0.40

*Continued on next page...*

*Continued from previous page...*

Atom-1	Atom-2	Interatomic distance (Å)	Clash overlap (Å)
38:QC:21:LEU:HA	38:QC:21:LEU:HD23	1.52	0.40
38:QC:108:LEU:HD23	38:QC:108:LEU:HA	1.84	0.40
41:TC:87:VAL:HG11	41:TC:155:ARG:HA	2.03	0.40
41:TC:127:ALA:HA	41:TC:135:VAL:HG21	2.04	0.40
44:WC:39:PRO:HA	44:WC:70:ARG:NH1	2.36	0.40
54:GD:14:LYS:HA	54:GD:17:ARG:NH2	2.36	0.40
54:GD:64:ASP:N	54:GD:64:ASP:OD2	2.54	0.40
1:A:392:G:OP1	50:YA:13:HIS:N	2.37	0.40
1:A:474:G:H2'	1:A:475:G:H8	1.87	0.40
1:A:706:A:HO2'	45:TA:31:THR:HG1	1.68	0.40
1:A:790:A:H61	1:A:1498:UR3:P	2.44	0.40
1:A:848:C:C6	1:A:848:C:OP2	2.74	0.40
1:A:947:G:C6	1:A:948:C:C4	3.10	0.40
1:A:973:G:H1'	44:SA:54:PHE:CD1	2.56	0.40
1:A:1240:U:OP2	41:PA:116:ALA:HB2	2.21	0.40
1:A:1281:U:O2'	1:A:1282:C:H5'	2.21	0.40
1:A:1298:C:C6	41:PA:114:ARG:NH1	2.89	0.40
1:A:1483:A:H1'	2:B:1948:G:C1'	2.52	0.40
2:B:448:U:O4	2:B:583:G:H1'	2.22	0.40
2:B:731:C:H2'	2:B:732:C:C6	2.52	0.40
2:B:1565:C:C2	2:B:1567:A:C8	3.09	0.40
2:B:1593:G:C2	2:B:1594:G:C4	3.10	0.40
2:B:1939:5MU:OP1	2:B:2604:U:O2'	2.39	0.40
2:B:2258:C:O2'	2:B:2426:A:H4'	2.21	0.40
2:B:2508:G:H2'	2:B:2509:G:H8	1.86	0.40
2:B:2729:G:O2'	6:F:170:LEU:HD11	2.21	0.40
2:B:2783:G:H21	6:F:37:ARG:HH12	1.68	0.40
5:E:208:LYS:HG3	5:E:211:ARG:H	1.85	0.40
5:E:245:PRO:HG2	5:E:253:GLN:HE22	1.86	0.40
7:G:205:ARG:HH11	7:G:205:ARG:CG	2.34	0.40
9:I:118:PRO:O	9:I:120:GLY:N	2.55	0.40
18:R:39:LEU:HA	18:R:39:LEU:HD23	1.79	0.40
21:U:73:ARG:HG3	21:U:73:ARG:NH1	2.37	0.40
23:W:29:TYR:CD2	23:W:29:TYR:N	2.90	0.40
27:AA:30:ARG:HG3	27:AA:30:ARG:NH1	2.37	0.40
27:AA:31:LEU:HD22	27:AA:31:LEU:HA	1.97	0.40
4:IA:64:G:C2	4:IA:65:C:C4	3.09	0.40
35:JA:130:ASP:O	35:JA:133:ARG:N	2.54	0.40
36:KA:22:LYS:HE2	36:KA:38:GLY:HA2	2.04	0.40
38:MA:18:LYS:HE2	38:MA:21:LEU:N	2.31	0.40
38:MA:98:GLU:HA	38:MA:103:ASN:ND2	2.37	0.40

*Continued on next page...*



*Continued from previous page...*

Atom-1	Atom-2	Interatomic distance (Å)	Clash overlap (Å)
39:NA:109:ILE:HD13	39:NA:135:THR:HG21	2.03	0.40
43:RA:65:VAL:HG21	43:RA:73:GLN:HB3	2.04	0.40
45:TA:38:ASN:HA	45:TA:39:PRO:HD3	1.81	0.40
48:WA:7:ILE:HG13	48:WA:23:ARG:HG2	2.04	0.40
48:WA:9:LYS:HB3	48:WA:9:LYS:HZ3	1.81	0.40
53:BB:62:ILE:HD12	53:BB:62:ILE:H	1.86	0.40
54:CB:64:ASP:OD2	54:CB:64:ASP:N	2.54	0.40
54:CB:68:LYS:HE2	54:CB:68:LYS:HB3	1.77	0.40
1:EB:741:G:H5'	49:BD:39:LEU:HD21	2.02	0.40
1:EB:843:U:C5	1:EB:848:C:H1'	2.56	0.40
1:EB:1349:A:OP1	43:VC:119:ALA:HB3	2.21	0.40
1:EB:1468:A:H2'	1:EB:1469:G:O4'	2.22	0.40
2:FB:162:U:H2'	2:FB:164:U:C4	2.56	0.40
2:FB:330:A:C2	2:FB:1210:A:O2'	2.73	0.40
2:FB:637:A:N6	2:FB:652:U:H4'	2.36	0.40
2:FB:2347:C:N4	2:FB:2370:G:H1	2.11	0.40
2:FB:2762:G:H2'	2:FB:2763:G:O4'	2.22	0.40
3:GB:31:C:H4'	8:LB:29:TRP:CH2	2.56	0.40
3:GB:50:G:P	16:TB:63:THR:HG23	2.61	0.40
6:JB:29:GLY:HA2	6:JB:30:PRO:HA	1.83	0.40
7:KB:57:VAL:HG22	7:KB:59:TYR:CE2	2.56	0.40
7:KB:122:LYS:HB3	7:KB:191:ARG:HA	2.04	0.40
10:NB:110:ASP:OD1	10:NB:113:ARG:N	2.36	0.40
10:NB:121:LYS:HB2	10:NB:122:GLU:H	1.73	0.40
15:SB:78:LYS:O	15:SB:83:ILE:HG12	2.22	0.40
18:VB:34:LYS:HE3	18:VB:37:GLU:OE1	2.21	0.40
18:VB:94:ASN:ND2	19:WB:4:ILE:HD12	2.35	0.40
22:ZB:90:LEU:HB3	22:ZB:92:ASN:OD1	2.21	0.40
23:AC:30:ASN:HA	23:AC:89:PHE:HE1	1.86	0.40
4:MC:55:PSU:H6	4:MC:55:PSU:O5'	2.05	0.40
35:NC:169:ASP:OD2	35:NC:169:ASP:C	2.60	0.40
36:OC:74:LYS:HB3	36:OC:169:LYS:HD3	2.03	0.40
37:PC:11:ARG:NE	37:PC:180:ALA:O	2.54	0.40
37:PC:173:VAL:N	37:PC:174:PRO:HD3	2.37	0.40
38:QC:59:ARG:O	38:QC:63:LYS:HG3	2.20	0.40
38:QC:142:PRO:HA	38:QC:185:PHE:HD2	1.85	0.40
43:VC:58:ARG:HB3	43:VC:59:PHE:CE2	2.56	0.40
51:DD:66:SER:HB3	51:DD:69:LYS:HD3	2.03	0.40
55:HD:20:LYS:HE2	55:HD:20:LYS:HB3	1.62	0.40
1:A:333:G:H2'	1:A:334:C:C6	2.57	0.40
1:A:651:C:H2'	1:A:652:U:H6	1.86	0.40

*Continued on next page...*

*Continued from previous page...*

Atom-1	Atom-2	Interatomic distance (Å)	Clash overlap (Å)
1:A:891:U:O2	1:A:891:U:H2'	2.21	0.40
1:A:959:A:H5''	1:A:960:U:OP2	2.21	0.40
1:A:971:G:C8	1:A:1365:G:H4'	2.56	0.40
1:A:1054:C:N4	34:HA:22:A:N1	2.70	0.40
1:A:1125:U:O2	1:A:1126:U:O2'	2.27	0.40
2:B:34:C:HO2'	2:B:35:G:P	2.44	0.40
2:B:41:C:H2'	2:B:43:G:O4'	2.21	0.40
2:B:464:U:HO2'	31:EA:16:HIS:CE1	2.40	0.40
2:B:824:A:H1'	2:B:2358:G:N7	2.37	0.40
2:B:2110:G:H4'	2:B:2111:C:OP2	2.21	0.40
4:D:67:C:N3	4:D:68:C:N4	2.70	0.40
6:F:48:GLN:HG2	6:F:78:LEU:HG	2.03	0.40
7:G:184:TYR:HE2	7:G:188:ARG:NH1	2.19	0.40
8:H:111:LEU:HD23	8:H:111:LEU:HA	1.88	0.40
10:J:87:LYS:HG2	10:J:88:ILE:N	2.36	0.40
15:O:37:THR:HB	15:O:39:PRO:HD2	2.04	0.40
15:O:100:LEU:HB2	15:O:111:LEU:O	2.21	0.40
27:AA:31:LEU:HD13	27:AA:32:GLN:N	2.36	0.40
36:KA:87:ARG:HH21	36:KA:220:ASP:CG	2.22	0.40
37:LA:18:TRP:CE3	37:LA:18:TRP:N	2.87	0.40
38:MA:5:ILE:H	38:MA:5:ILE:HG12	1.61	0.40
41:PA:71:PRO:HA	41:PA:138:LYS:HE2	2.01	0.40
42:QA:11:THR:HG22	42:QA:15:ASN:ND2	2.36	0.40
1:EB:107:G:H2'	1:EB:108:G:O4'	2.21	0.40
1:EB:216:G:H2'	1:EB:217:C:O4'	2.21	0.40
1:EB:427:U:O4	1:EB:428:G:C6	2.75	0.40
1:EB:632:A:H2'	1:EB:633:G:O4'	2.21	0.40
1:EB:667:G:OP1	1:EB:732:C:O2'	2.27	0.40
1:EB:687:A:H1'	1:EB:688:G:OP2	2.20	0.40
1:EB:1265:G:C8	1:EB:1271:G:N2	2.89	0.40
1:EB:1410:G:H2'	1:EB:1411:C:C6	2.57	0.40
1:EB:1413:A:H2'	1:EB:1414:U:O4'	2.22	0.40
2:FB:318:C:H2'	2:FB:319:C:H6	1.86	0.40
2:FB:831:G:N2	13:QB:53:GLY:O	2.52	0.40
2:FB:1141:U:OP2	11:OB:63:THR:OG1	2.40	0.40
2:FB:1247:A:H62	13:QB:15:ARG:NH1	2.19	0.40
2:FB:1270:C:H5''	2:FB:1271:G:O5'	2.22	0.40
2:FB:1313:U:H2'	2:FB:1610:A:C2	2.56	0.40
2:FB:1686:C:C2	2:FB:1703:G:N2	2.90	0.40
2:FB:2345:G:H1'	2:FB:2382:G:H5'	2.03	0.40
2:FB:2522:U:H5''	2:FB:2523:G:OP2	2.21	0.40

*Continued on next page...*

Continued from previous page...

Atom-1	Atom-2	Interatomic distance (Å)	Clash overlap (Å)
3:GB:16:G:C6	3:GB:69:G:C2	3.10	0.40
6:JB:54:GLN:NE2	6:JB:58:ARG:HB3	2.37	0.40
10:NB:19:VAL:HB	10:NB:20:ASP:H	1.76	0.40
11:OB:73:THR:HG22	11:OB:84:LYS:HG2	2.02	0.40
13:QB:101:VAL:O	13:QB:103:ALA:N	2.49	0.40
20:XB:55:ALA:O	20:XB:58:ALA:HB3	2.21	0.40
23:AC:26:GLY:C	23:AC:37:VAL:HG22	2.42	0.40
23:AC:30:ASN:HA	23:AC:89:PHE:CE1	2.56	0.40
33:KC:8:LYS:O	33:KC:34:GLN:NE2	2.54	0.40
37:PC:10:PHE:HD2	37:PC:11:ARG:NH1	2.20	0.40
39:RC:40:ARG:HD3	39:RC:68:GLU:HA	2.04	0.40
40:SC:14:LEU:HA	40:SC:14:LEU:HD23	1.63	0.40
41:TC:121:ALA:O	41:TC:123:GLU:N	2.44	0.40
44:WC:3:LYS:O	44:WC:100:THR:HA	2.22	0.40
45:XC:16:SER:HA	45:XC:79:SER:O	2.22	0.40
46:YC:13:LYS:HE2	46:YC:13:LYS:HB3	1.87	0.40
46:YC:33:ARG:HD3	46:YC:33:ARG:HA	1.92	0.40
52:ED:58:LEU:HD13	52:ED:58:LEU:HA	1.88	0.40

All (1) symmetry-related close contacts are listed below. The label for Atom-2 includes the symmetry operator and encoded unit-cell translations to be applied.

Atom-1	Atom-2	Interatomic distance (Å)	Clash overlap (Å)
2:FB:1412:A:O2'	8:LB:9:ARG:NH1[1_655]	2.16	0.04

## 5.3 Torsion angles [i](#)

### 5.3.1 Protein backbone [i](#)

In the following table, the Percentiles column shows the percent Ramachandran outliers of the chain as a percentile score with respect to all X-ray entries followed by that with respect to entries of similar resolution.

The Analysed column shows the number of residues for which the backbone conformation was analysed, and the total number of residues.

Mol	Chain	Analysed	Favoured	Allowed	Outliers	Percentiles
5	E	273/275 (99%)	238 (87%)	27 (10%)	8 (3%)	<b>4</b> 24
5	IB	273/275 (99%)	238 (87%)	27 (10%)	8 (3%)	<b>4</b> 24

Continued on next page...

*Continued from previous page...*

Mol	Chain	Analysed	Favoured	Allowed	Outliers	Percentiles	
6	F	202/206 (98%)	171 (85%)	25 (12%)	6 (3%)	4	23
6	JB	202/206 (98%)	171 (85%)	26 (13%)	5 (2%)	5	26
7	G	200/205 (98%)	173 (86%)	22 (11%)	5 (2%)	5	26
7	KB	200/205 (98%)	170 (85%)	26 (13%)	4 (2%)	7	30
8	H	179/182 (98%)	137 (76%)	29 (16%)	13 (7%)	1	7
8	LB	179/182 (98%)	135 (75%)	31 (17%)	13 (7%)	1	7
9	I	172/180 (96%)	138 (80%)	24 (14%)	10 (6%)	1	11
9	MB	172/180 (96%)	138 (80%)	25 (14%)	9 (5%)	2	13
10	J	144/148 (97%)	108 (75%)	27 (19%)	9 (6%)	1	9
10	NB	144/148 (97%)	108 (75%)	27 (19%)	9 (6%)	1	9
11	K	138/140 (99%)	120 (87%)	12 (9%)	6 (4%)	2	17
11	OB	138/140 (99%)	121 (88%)	11 (8%)	6 (4%)	2	17
12	L	120/122 (98%)	105 (88%)	11 (9%)	4 (3%)	4	22
12	PB	120/122 (98%)	105 (88%)	11 (9%)	4 (3%)	4	22
13	M	148/150 (99%)	115 (78%)	24 (16%)	9 (6%)	1	10
13	QB	148/150 (99%)	117 (79%)	24 (16%)	7 (5%)	2	15
14	N	139/141 (99%)	113 (81%)	22 (16%)	4 (3%)	4	24
14	RB	139/141 (99%)	114 (82%)	20 (14%)	5 (4%)	3	21
15	O	116/118 (98%)	100 (86%)	14 (12%)	2 (2%)	9	34
15	SB	116/118 (98%)	101 (87%)	12 (10%)	3 (3%)	5	26
16	P	108/112 (96%)	88 (82%)	17 (16%)	3 (3%)	5	24
16	TB	108/112 (96%)	88 (82%)	16 (15%)	4 (4%)	3	20
17	Q	135/146 (92%)	111 (82%)	20 (15%)	4 (3%)	4	23
17	UB	135/146 (92%)	112 (83%)	19 (14%)	4 (3%)	4	23
18	R	115/118 (98%)	104 (90%)	9 (8%)	2 (2%)	9	34
18	VB	115/118 (98%)	104 (90%)	9 (8%)	2 (2%)	9	34
19	S	99/101 (98%)	80 (81%)	14 (14%)	5 (5%)	2	14
19	WB	99/101 (98%)	81 (82%)	14 (14%)	4 (4%)	3	18
20	T	110/113 (97%)	101 (92%)	9 (8%)	0	100	100
20	XB	110/113 (97%)	100 (91%)	9 (8%)	1 (1%)	17	49
21	U	93/96 (97%)	80 (86%)	10 (11%)	3 (3%)	4	22

*Continued on next page...*

*Continued from previous page...*

Mol	Chain	Analysed	Favoured	Allowed	Outliers	Percentiles	
21	YB	93/96 (97%)	82 (88%)	8 (9%)	3 (3%)	4	22
22	V	105/110 (96%)	83 (79%)	15 (14%)	7 (7%)	1	8
22	ZB	105/110 (96%)	84 (80%)	16 (15%)	5 (5%)	2	15
23	AC	187/206 (91%)	153 (82%)	26 (14%)	8 (4%)	2	17
23	W	187/206 (91%)	150 (80%)	29 (16%)	8 (4%)	2	17
24	BC	82/85 (96%)	67 (82%)	11 (13%)	4 (5%)	2	14
24	X	82/85 (96%)	66 (80%)	10 (12%)	6 (7%)	1	7
25	CC	95/98 (97%)	81 (85%)	10 (10%)	4 (4%)	3	18
25	Y	95/98 (97%)	81 (85%)	10 (10%)	4 (4%)	3	18
26	DC	68/72 (94%)	65 (96%)	2 (3%)	1 (2%)	10	36
26	Z	68/72 (94%)	65 (96%)	2 (3%)	1 (2%)	10	36
27	AA	58/60 (97%)	49 (84%)	8 (14%)	1 (2%)	9	34
27	EC	58/60 (97%)	51 (88%)	6 (10%)	1 (2%)	9	34
28	BA	67/71 (94%)	44 (66%)	14 (21%)	9 (13%)	0	1
28	FC	67/71 (94%)	44 (66%)	16 (24%)	7 (10%)	0	3
29	CA	57/60 (95%)	50 (88%)	7 (12%)	0	100	100
29	GC	57/60 (95%)	51 (90%)	6 (10%)	0	100	100
30	DA	51/54 (94%)	35 (69%)	12 (24%)	4 (8%)	1	6
30	HC	51/54 (94%)	35 (69%)	12 (24%)	4 (8%)	1	6
31	EA	46/49 (94%)	42 (91%)	4 (9%)	0	100	100
31	IC	46/49 (94%)	43 (94%)	3 (6%)	0	100	100
32	FA	62/65 (95%)	56 (90%)	5 (8%)	1 (2%)	9	34
32	JC	62/65 (95%)	57 (92%)	3 (5%)	2 (3%)	4	22
33	GA	35/37 (95%)	33 (94%)	2 (6%)	0	100	100
33	KC	35/37 (95%)	32 (91%)	3 (9%)	0	100	100
35	JA	256/368 (70%)	197 (77%)	46 (18%)	13 (5%)	2	14
35	NC	256/368 (70%)	197 (77%)	44 (17%)	15 (6%)	1	11
36	KA	232/256 (91%)	180 (78%)	38 (16%)	14 (6%)	1	10
36	OC	232/256 (91%)	180 (78%)	36 (16%)	16 (7%)	1	8
37	LA	204/239 (85%)	158 (78%)	35 (17%)	11 (5%)	2	13
37	PC	204/239 (85%)	158 (78%)	35 (17%)	11 (5%)	2	13

*Continued on next page...*

*Continued from previous page...*

Mol	Chain	Analysed	Favoured	Allowed	Outliers	Percentiles	
38	MA	206/209 (99%)	159 (77%)	33 (16%)	14 (7%)	1	8
38	QC	206/209 (99%)	159 (77%)	34 (16%)	13 (6%)	1	9
39	NA	149/162 (92%)	121 (81%)	21 (14%)	7 (5%)	2	15
39	RC	149/162 (92%)	120 (80%)	22 (15%)	7 (5%)	2	15
40	OA	99/101 (98%)	81 (82%)	16 (16%)	2 (2%)	7	30
40	SC	99/101 (98%)	83 (84%)	14 (14%)	2 (2%)	7	30
41	PA	153/156 (98%)	115 (75%)	25 (16%)	13 (8%)	1	5
41	TC	153/156 (98%)	114 (74%)	26 (17%)	13 (8%)	1	5
42	QA	136/138 (99%)	120 (88%)	15 (11%)	1 (1%)	22	55
42	UC	136/138 (99%)	119 (88%)	16 (12%)	1 (1%)	22	55
43	RA	125/128 (98%)	94 (75%)	22 (18%)	9 (7%)	1	7
43	VC	125/128 (98%)	94 (75%)	23 (18%)	8 (6%)	1	9
44	SA	96/105 (91%)	81 (84%)	14 (15%)	1 (1%)	15	46
44	WC	96/105 (91%)	82 (85%)	13 (14%)	1 (1%)	15	46
45	TA	114/129 (88%)	91 (80%)	16 (14%)	7 (6%)	1	10
45	XC	114/129 (88%)	91 (80%)	17 (15%)	6 (5%)	2	13
46	UA	119/132 (90%)	97 (82%)	20 (17%)	2 (2%)	9	34
46	YC	119/132 (90%)	96 (81%)	19 (16%)	4 (3%)	3	21
47	VA	115/126 (91%)	82 (71%)	25 (22%)	8 (7%)	1	7
47	ZC	115/126 (91%)	81 (70%)	25 (22%)	9 (8%)	1	6
48	AD	58/61 (95%)	48 (83%)	7 (12%)	3 (5%)	2	13
48	WA	58/61 (95%)	47 (81%)	9 (16%)	2 (3%)	3	21
49	BD	86/89 (97%)	72 (84%)	11 (13%)	3 (4%)	3	21
49	XA	86/89 (97%)	72 (84%)	10 (12%)	4 (5%)	2	15
50	CD	81/88 (92%)	70 (86%)	9 (11%)	2 (2%)	5	26
50	YA	81/88 (92%)	70 (86%)	9 (11%)	2 (2%)	5	26
51	DD	97/105 (92%)	80 (82%)	14 (14%)	3 (3%)	4	23
51	ZA	97/105 (92%)	79 (81%)	15 (16%)	3 (3%)	4	23
52	AB	68/88 (77%)	59 (87%)	7 (10%)	2 (3%)	4	24
52	ED	68/88 (77%)	58 (85%)	8 (12%)	2 (3%)	4	24
53	BB	81/93 (87%)	56 (69%)	19 (24%)	6 (7%)	1	7

*Continued on next page...*

*Continued from previous page...*

Mol	Chain	Analysed	Favoured	Allowed	Outliers	Percentiles	
53	FD	81/93 (87%)	58 (72%)	17 (21%)	6 (7%)	1	7
54	CB	97/106 (92%)	74 (76%)	14 (14%)	9 (9%)	0	4
54	GD	97/106 (92%)	75 (77%)	14 (14%)	8 (8%)	1	5
55	DB	22/27 (82%)	15 (68%)	5 (23%)	2 (9%)	1	4
55	HD	22/27 (82%)	15 (68%)	5 (23%)	2 (9%)	1	4
All	All	11996/12852 (93%)	9782 (82%)	1686 (14%)	528 (4%)	2	16

All (528) Ramachandran outliers are listed below:

Mol	Chain	Res	Type
8	H	47	LYS
8	H	51	ARG
8	H	52	ILE
8	H	84	LYS
8	H	126	ASP
9	I	126	PRO
10	J	11	ASN
11	K	67	LEU
13	M	29	LYS
13	M	32	THR
13	M	53	GLY
13	M	122	PRO
14	N	17	LEU
21	U	22	ALA
22	V	3	VAL
22	V	46	LYS
22	V	78	ALA
23	W	163	LEU
23	W	184	ALA
35	JA	102	PRO
35	JA	194	GLY
35	JA	330	ASP
36	KA	82	ARG
36	KA	125	PRO
38	MA	112	VAL
41	PA	54	THR
41	PA	114	ARG
43	RA	56	LEU
45	TA	91	ARG
47	VA	104	ARG

*Continued on next page...*



*Continued from previous page...*

<b>Mol</b>	<b>Chain</b>	<b>Res</b>	<b>Type</b>
51	ZA	49	GLU
53	BB	64	GLU
54	CB	98	PRO
55	DB	3	LYS
8	LB	47	LYS
8	LB	51	ARG
8	LB	52	ILE
8	LB	84	LYS
9	MB	126	PRO
10	NB	11	ASN
11	OB	67	LEU
13	QB	29	LYS
13	QB	32	THR
13	QB	53	GLY
13	QB	55	ARG
13	QB	122	PRO
14	RB	17	LEU
21	YB	22	ALA
22	ZB	46	LYS
22	ZB	78	ALA
23	AC	163	LEU
23	AC	184	ALA
35	NC	102	PRO
35	NC	194	GLY
35	NC	330	ASP
36	OC	82	ARG
36	OC	125	PRO
36	OC	154	LEU
37	PC	12	LEU
37	PC	206	GLU
38	QC	112	VAL
41	TC	114	ARG
43	VC	56	LEU
45	XC	91	ARG
47	ZC	104	ARG
51	DD	49	GLU
53	FD	64	GLU
54	GD	98	PRO
55	HD	3	LYS
5	E	122	ASP
5	E	226	MET
5	E	236	GLY

*Continued on next page...*

*Continued from previous page...*

<b>Mol</b>	<b>Chain</b>	<b>Res</b>	<b>Type</b>
6	F	58	ARG
7	G	21	ALA
8	H	133	LEU
9	I	81	GLU
10	J	117	GLU
11	K	68	GLU
11	K	93	THR
13	M	55	ARG
13	M	90	ARG
14	N	16	ARG
15	O	107	ASP
18	R	46	ALA
19	S	29	PRO
21	U	23	GLU
22	V	51	VAL
23	W	177	PRO
24	X	55	ARG
25	Y	55	GLY
25	Y	97	LEU
26	Z	44	LEU
27	AA	39	ASP
28	BA	5	ILE
28	BA	22	ILE
28	BA	47	GLN
30	DA	12	GLU
35	JA	155	GLU
35	JA	262	SER
35	JA	340	LEU
36	KA	106	LYS
36	KA	124	SER
36	KA	154	LEU
36	KA	165	VAL
37	LA	10	PHE
37	LA	12	LEU
37	LA	206	GLU
38	MA	22	LYS
38	MA	30	LYS
38	MA	47	ARG
38	MA	130	GLY
38	MA	151	LYS
38	MA	152	SER
38	MA	186	LEU

*Continued on next page...*

*Continued from previous page...*

<b>Mol</b>	<b>Chain</b>	<b>Res</b>	<b>Type</b>
39	NA	11	ILE
39	NA	77	PRO
41	PA	19	GLY
43	RA	30	GLY
43	RA	92	TYR
43	RA	124	GLN
44	SA	77	PRO
46	UA	65	GLU
47	VA	67	GLU
48	WA	3	ARG
49	XA	14	GLU
49	XA	19	PRO
52	AB	34	TYR
53	BB	15	LEU
53	BB	24	ALA
54	CB	36	LEU
54	CB	95	ALA
54	CB	103	GLY
5	IB	31	LYS
5	IB	122	ASP
5	IB	155	LEU
5	IB	226	MET
5	IB	236	GLY
6	JB	58	ARG
7	KB	21	ALA
8	LB	126	ASP
8	LB	133	LEU
9	MB	81	GLU
10	NB	117	GLU
11	OB	68	GLU
11	OB	91	LEU
11	OB	93	THR
13	QB	90	ARG
14	RB	16	ARG
15	SB	107	ASP
18	VB	46	ALA
19	WB	29	PRO
21	YB	23	GLU
22	ZB	3	VAL
22	ZB	51	VAL
23	AC	177	PRO
24	BC	55	ARG

*Continued on next page...*

*Continued from previous page...*

<b>Mol</b>	<b>Chain</b>	<b>Res</b>	<b>Type</b>
25	CC	97	LEU
27	EC	39	ASP
28	FC	5	ILE
28	FC	22	ILE
28	FC	47	GLN
30	HC	12	GLU
35	NC	155	GLU
35	NC	262	SER
35	NC	340	LEU
36	OC	106	LYS
36	OC	124	SER
36	OC	165	VAL
37	PC	10	PHE
37	PC	160	ALA
38	QC	22	LYS
38	QC	30	LYS
38	QC	47	ARG
38	QC	130	GLY
38	QC	152	SER
38	QC	186	LEU
39	RC	11	ILE
39	RC	77	PRO
41	TC	19	GLY
41	TC	54	THR
41	TC	116	ALA
42	UC	50	ARG
43	VC	30	GLY
43	VC	92	TYR
43	VC	124	GLN
44	WC	77	PRO
46	YC	62	SER
46	YC	65	GLU
47	ZC	21	TYR
47	ZC	67	GLU
48	AD	3	ARG
49	BD	14	GLU
49	BD	19	PRO
53	FD	15	LEU
53	FD	24	ALA
53	FD	66	MET
54	GD	36	LEU
54	GD	95	ALA

*Continued on next page...*

*Continued from previous page...*

<b>Mol</b>	<b>Chain</b>	<b>Res</b>	<b>Type</b>
54	GD	103	GLY
5	E	31	LYS
5	E	69	ARG
5	E	155	LEU
6	F	52	LEU
6	F	74	PRO
7	G	22	ALA
8	H	14	GLU
9	I	168	PRO
10	J	29	TYR
11	K	91	LEU
12	L	4	PRO
12	L	26	LYS
12	L	51	ALA
14	N	60	ARG
17	Q	45	PHE
18	R	47	TYR
19	S	8	GLY
21	U	40	LYS
23	W	12	GLY
24	X	9	SER
25	Y	3	LYS
28	BA	62	ARG
28	BA	63	TYR
35	JA	143	ARG
35	JA	215	PRO
35	JA	263	GLN
36	KA	20	GLU
36	KA	126	GLU
36	KA	158	LEU
37	LA	160	ALA
38	MA	4	TYR
38	MA	42	GLN
38	MA	99	SER
39	NA	6	PHE
39	NA	24	ARG
41	PA	10	ARG
41	PA	63	LYS
41	PA	116	ALA
41	PA	121	ALA
41	PA	122	HIS
41	PA	147	ALA

*Continued on next page...*

*Continued from previous page...*

<b>Mol</b>	<b>Chain</b>	<b>Res</b>	<b>Type</b>
41	PA	148	ASN
42	QA	50	ARG
43	RA	96	LEU
45	TA	36	ASP
46	UA	62	SER
47	VA	21	TYR
47	VA	82	MET
50	YA	31	LYS
53	BB	16	LEU
53	BB	66	MET
54	CB	46	GLU
54	CB	92	LEU
5	IB	69	ARG
6	JB	52	LEU
6	JB	74	PRO
7	KB	22	ALA
9	MB	168	PRO
10	NB	29	TYR
10	NB	123	LEU
12	PB	4	PRO
12	PB	29	ASN
14	RB	60	ARG
14	RB	88	GLY
17	UB	45	PHE
17	UB	101	PHE
19	WB	9	GLY
21	YB	40	LYS
23	AC	12	GLY
24	BC	9	SER
25	CC	3	LYS
25	CC	55	GLY
26	DC	44	LEU
28	FC	63	TYR
35	NC	215	PRO
35	NC	263	GLN
36	OC	20	GLU
36	OC	127	ILE
36	OC	158	LEU
37	PC	110	ASN
37	PC	162	GLN
38	QC	42	GLN
38	QC	151	LYS

*Continued on next page...*

*Continued from previous page...*

<b>Mol</b>	<b>Chain</b>	<b>Res</b>	<b>Type</b>
39	RC	6	PHE
39	RC	7	GLU
40	SC	13	ASN
41	TC	63	LYS
41	TC	147	ALA
41	TC	148	ASN
43	VC	96	LEU
45	XC	36	ASP
47	ZC	82	MET
50	CD	16	HIS
51	DD	96	GLN
52	ED	34	TYR
53	FD	16	LEU
54	GD	46	GLU
54	GD	92	LEU
6	F	89	ASP
7	G	133	ASN
8	H	22	ARG
8	H	42	GLY
8	H	50	ALA
9	I	112	PRO
9	I	159	GLU
10	J	35	LEU
10	J	59	ALA
11	K	48	MET
13	M	31	ALA
13	M	103	ALA
13	M	110	TYR
17	Q	18	ASP
17	Q	101	PHE
19	S	97	LYS
22	V	103	GLY
23	W	31	ARG
23	W	164	ALA
25	Y	54	ALA
28	BA	20	ASN
30	DA	4	GLU
30	DA	16	CYS
35	JA	103	LYS
35	JA	233	GLY
36	KA	127	ILE
37	LA	3	ASN

*Continued on next page...*



*Continued from previous page...*

<b>Mol</b>	<b>Chain</b>	<b>Res</b>	<b>Type</b>
37	LA	73	PRO
37	LA	110	ASN
38	MA	29	PRO
39	NA	7	GLU
40	OA	13	ASN
41	PA	11	GLN
41	PA	85	TYR
43	RA	88	TYR
45	TA	34	ASP
47	VA	42	ALA
49	XA	49	ASP
51	ZA	96	GLN
54	CB	52	ALA
6	JB	89	ASP
7	KB	133	ASN
8	LB	14	GLU
8	LB	22	ARG
8	LB	42	GLY
8	LB	50	ALA
9	MB	159	GLU
10	NB	35	LEU
10	NB	59	ALA
11	OB	48	MET
12	PB	26	LYS
12	PB	51	ALA
13	QB	103	ALA
16	TB	11	LYS
19	WB	8	GLY
19	WB	97	LYS
22	ZB	103	GLY
23	AC	31	ARG
23	AC	164	ALA
25	CC	54	ALA
28	FC	20	ASN
28	FC	62	ARG
30	HC	4	GLU
30	HC	16	CYS
35	NC	103	LYS
35	NC	143	ARG
35	NC	233	GLY
35	NC	336	LYS
36	OC	126	GLU

*Continued on next page...*

*Continued from previous page...*

<b>Mol</b>	<b>Chain</b>	<b>Res</b>	<b>Type</b>
36	OC	149	LEU
37	PC	3	ASN
37	PC	73	PRO
37	PC	129	ALA
37	PC	156	ARG
38	QC	4	TYR
38	QC	99	SER
39	RC	24	ARG
41	TC	10	ARG
41	TC	11	GLN
41	TC	85	TYR
41	TC	121	ALA
41	TC	122	HIS
43	VC	88	TYR
49	BD	49	ASP
50	CD	31	LYS
54	GD	52	ALA
5	E	232	PRO
6	F	131	ALA
8	H	13	GLU
11	K	63	THR
12	L	29	ASN
16	P	13	ARG
16	P	61	ASN
17	Q	9	LEU
22	V	11	ASP
23	W	39	VAL
24	X	3	HIS
30	DA	3	SER
35	JA	336	LYS
36	KA	17	PHE
36	KA	149	LEU
37	LA	99	VAL
37	LA	129	ALA
37	LA	156	ARG
41	PA	17	VAL
43	RA	10	ARG
50	YA	16	HIS
5	IB	232	PRO
9	MB	112	PRO
11	OB	63	THR
15	SB	45	ARG

*Continued on next page...*

*Continued from previous page...*

<b>Mol</b>	<b>Chain</b>	<b>Res</b>	<b>Type</b>
16	TB	13	ARG
16	TB	61	ASN
17	UB	9	LEU
18	VB	47	TYR
23	AC	39	VAL
24	BC	7	LEU
30	HC	3	SER
35	NC	339	MET
36	OC	17	PHE
36	OC	77	ALA
37	PC	99	VAL
38	QC	29	PRO
38	QC	179	GLU
43	VC	10	ARG
46	YC	12	ARG
47	ZC	42	ALA
47	ZC	115	LYS
51	DD	97	SER
9	I	119	GLU
10	J	123	LEU
19	S	9	GLY
22	V	91	GLU
24	X	7	LEU
24	X	13	GLY
28	BA	41	PRO
28	BA	42	PHE
28	BA	51	ASP
36	KA	72	GLY
37	LA	162	GLN
38	MA	179	GLU
43	RA	94	ALA
45	TA	99	GLN
49	XA	47	LYS
51	ZA	97	SER
52	AB	78	LEU
53	BB	51	VAL
54	CB	19	SER
54	CB	47	GLY
8	LB	13	GLU
9	MB	119	GLU
14	RB	5	ARG
20	XB	80	PRO

*Continued on next page...*

*Continued from previous page...*

<b>Mol</b>	<b>Chain</b>	<b>Res</b>	<b>Type</b>
24	BC	13	GLY
32	JC	29	LYS
35	NC	300	SER
36	OC	72	GLY
36	OC	239	VAL
41	TC	17	VAL
46	YC	14	GLY
47	ZC	84	ILE
48	AD	55	GLY
52	ED	78	LEU
53	FD	51	VAL
5	E	256	GLY
9	I	120	GLY
14	N	88	GLY
36	KA	239	VAL
39	NA	85	GLY
40	OA	12	PRO
45	TA	49	GLY
45	TA	105	VAL
47	VA	84	ILE
48	WA	55	GLY
5	IB	256	GLY
8	LB	109	VAL
9	MB	55	PRO
9	MB	120	GLY
10	NB	137	PRO
10	NB	145	VAL
28	FC	41	PRO
39	RC	85	GLY
45	XC	34	ASP
54	GD	47	GLY
7	G	134	GLY
8	H	109	VAL
8	H	142	PRO
9	I	55	PRO
10	J	137	PRO
10	J	145	VAL
16	P	60	GLY
32	FA	53	PRO
35	JA	237	VAL
39	NA	74	GLY
47	VA	4	ILE

*Continued on next page...*

*Continued from previous page...*

Mol	Chain	Res	Type
55	DB	4	GLY
10	NB	106	GLY
23	AC	95	PRO
39	RC	74	GLY
40	SC	12	PRO
45	XC	105	VAL
47	ZC	4	ILE
55	HD	4	GLY
7	G	25	PRO
15	O	93	GLY
19	S	30	GLY
23	W	95	PRO
43	RA	90	PRO
47	VA	7	VAL
6	JB	172	VAL
8	LB	142	PRO
15	SB	93	GLY
16	TB	60	GLY
32	JC	53	PRO
35	NC	237	VAL
43	VC	90	PRO
45	XC	49	GLY
9	I	114	VAL
9	I	169	VAL
10	J	106	GLY
45	TA	48	ILE
9	MB	169	VAL
17	UB	37	GLY
36	OC	232	PRO
45	XC	48	ILE
47	ZC	7	VAL
48	AD	14	PRO
6	F	172	VAL
24	X	6	GLY
38	MA	56	VAL
7	KB	25	PRO

### 5.3.2 Protein sidechains [i](#)

In the following table, the Percentiles column shows the percent sidechain outliers of the chain as a percentile score with respect to all X-ray entries followed by that with respect to entries of similar resolution.

The Analysed column shows the number of residues for which the sidechain conformation was analysed, and the total number of residues.

Mol	Chain	Analysed	Rotameric	Outliers	Percentiles	
5	E	217/217 (100%)	178 (82%)	39 (18%)	1	6
5	IB	217/217 (100%)	176 (81%)	41 (19%)	1	4
6	F	165/166 (99%)	136 (82%)	29 (18%)	2	6
6	JB	165/166 (99%)	137 (83%)	28 (17%)	2	8
7	G	161/162 (99%)	132 (82%)	29 (18%)	1	6
7	KB	161/162 (99%)	132 (82%)	29 (18%)	1	6
8	H	154/156 (99%)	131 (85%)	23 (15%)	3	12
8	LB	154/156 (99%)	131 (85%)	23 (15%)	3	12
9	I	144/148 (97%)	122 (85%)	22 (15%)	2	11
9	MB	144/148 (97%)	122 (85%)	22 (15%)	2	11
10	J	122/124 (98%)	92 (75%)	30 (25%)	0	2
10	NB	122/124 (98%)	91 (75%)	31 (25%)	0	2
11	K	119/119 (100%)	102 (86%)	17 (14%)	3	13
11	OB	119/119 (100%)	102 (86%)	17 (14%)	3	13
12	L	100/100 (100%)	85 (85%)	15 (15%)	3	12
12	PB	100/100 (100%)	85 (85%)	15 (15%)	3	12
13	M	116/116 (100%)	92 (79%)	24 (21%)	1	3
13	QB	116/116 (100%)	93 (80%)	23 (20%)	1	4
14	N	111/111 (100%)	93 (84%)	18 (16%)	2	9
14	RB	111/111 (100%)	93 (84%)	18 (16%)	2	9
15	O	101/101 (100%)	86 (85%)	15 (15%)	3	12
15	SB	101/101 (100%)	86 (85%)	15 (15%)	3	12
16	P	87/88 (99%)	73 (84%)	14 (16%)	2	10
16	TB	87/88 (99%)	73 (84%)	14 (16%)	2	10
17	Q	121/128 (94%)	108 (89%)	13 (11%)	6	24
17	UB	121/128 (94%)	106 (88%)	15 (12%)	4	17
18	R	93/94 (99%)	81 (87%)	12 (13%)	4	16
18	VB	93/94 (99%)	83 (89%)	10 (11%)	6	24
19	S	82/82 (100%)	66 (80%)	16 (20%)	1	4
19	WB	82/82 (100%)	65 (79%)	17 (21%)	1	3

*Continued on next page...*

*Continued from previous page...*

Mol	Chain	Analysed	Rotameric	Outliers	Percentiles	
20	T	91/92 (99%)	77 (85%)	14 (15%)	2	11
20	XB	91/92 (99%)	76 (84%)	15 (16%)	2	9
21	U	77/78 (99%)	65 (84%)	12 (16%)	2	11
21	YB	77/78 (99%)	66 (86%)	11 (14%)	3	13
22	V	87/91 (96%)	71 (82%)	16 (18%)	1	5
22	ZB	87/91 (96%)	71 (82%)	16 (18%)	1	5
23	AC	163/179 (91%)	137 (84%)	26 (16%)	2	10
23	W	163/179 (91%)	137 (84%)	26 (16%)	2	10
24	BC	66/67 (98%)	57 (86%)	9 (14%)	3	14
24	X	66/67 (98%)	57 (86%)	9 (14%)	3	14
25	CC	81/83 (98%)	61 (75%)	20 (25%)	0	2
25	Y	81/83 (98%)	61 (75%)	20 (25%)	0	2
26	DC	66/67 (98%)	52 (79%)	14 (21%)	1	3
26	Z	66/67 (98%)	52 (79%)	14 (21%)	1	3
27	AA	52/52 (100%)	40 (77%)	12 (23%)	1	2
27	EC	52/52 (100%)	40 (77%)	12 (23%)	1	2
28	BA	59/63 (94%)	50 (85%)	9 (15%)	2	11
28	FC	59/63 (94%)	50 (85%)	9 (15%)	2	11
29	CA	51/52 (98%)	39 (76%)	12 (24%)	1	2
29	GC	51/52 (98%)	39 (76%)	12 (24%)	1	2
30	DA	51/52 (98%)	42 (82%)	9 (18%)	2	6
30	HC	51/52 (98%)	42 (82%)	9 (18%)	2	6
31	EA	41/42 (98%)	30 (73%)	11 (27%)	0	1
31	IC	41/42 (98%)	29 (71%)	12 (29%)	0	1
32	FA	54/55 (98%)	46 (85%)	8 (15%)	3	12
32	JC	54/55 (98%)	47 (87%)	7 (13%)	4	16
33	GA	34/34 (100%)	31 (91%)	3 (9%)	10	33
33	KC	34/34 (100%)	31 (91%)	3 (9%)	10	33
35	JA	209/308 (68%)	176 (84%)	33 (16%)	2	10
35	NC	209/308 (68%)	178 (85%)	31 (15%)	3	12
36	KA	202/220 (92%)	164 (81%)	38 (19%)	1	4

*Continued on next page...*

Continued from previous page...

Mol	Chain	Analysed	Rotameric	Outliers	Percentiles	
36	OC	202/220 (92%)	164 (81%)	38 (19%)	1	4
37	LA	160/188 (85%)	133 (83%)	27 (17%)	2	8
37	PC	160/188 (85%)	133 (83%)	27 (17%)	2	8
38	MA	180/181 (99%)	146 (81%)	34 (19%)	1	4
38	QC	180/181 (99%)	145 (81%)	35 (19%)	1	4
39	NA	116/123 (94%)	102 (88%)	14 (12%)	5	18
39	RC	116/123 (94%)	102 (88%)	14 (12%)	5	18
40	OA	90/90 (100%)	75 (83%)	15 (17%)	2	8
40	SC	90/90 (100%)	75 (83%)	15 (17%)	2	8
41	PA	126/127 (99%)	100 (79%)	26 (21%)	1	3
41	TC	126/127 (99%)	99 (79%)	27 (21%)	1	3
42	QA	119/119 (100%)	100 (84%)	19 (16%)	2	10
42	UC	119/119 (100%)	101 (85%)	18 (15%)	3	12
43	RA	98/99 (99%)	86 (88%)	12 (12%)	5	18
43	VC	98/99 (99%)	86 (88%)	12 (12%)	5	18
44	SA	88/92 (96%)	79 (90%)	9 (10%)	7	26
44	WC	88/92 (96%)	80 (91%)	8 (9%)	9	32
45	TA	88/99 (89%)	71 (81%)	17 (19%)	1	4
45	XC	88/99 (89%)	71 (81%)	17 (19%)	1	4
46	UA	102/108 (94%)	85 (83%)	17 (17%)	2	8
46	YC	102/108 (94%)	85 (83%)	17 (17%)	2	8
47	VA	94/101 (93%)	71 (76%)	23 (24%)	0	2
47	ZC	94/101 (93%)	72 (77%)	22 (23%)	1	2
48	AD	49/50 (98%)	42 (86%)	7 (14%)	3	13
48	WA	49/50 (98%)	42 (86%)	7 (14%)	3	13
49	BD	79/80 (99%)	71 (90%)	8 (10%)	7	27
49	XA	79/80 (99%)	71 (90%)	8 (10%)	7	27
50	CD	72/74 (97%)	62 (86%)	10 (14%)	3	13
50	YA	72/74 (97%)	61 (85%)	11 (15%)	2	11
51	DD	94/97 (97%)	72 (77%)	22 (23%)	1	2
51	ZA	94/97 (97%)	72 (77%)	22 (23%)	1	2

Continued on next page...



*Continued from previous page...*

Mol	Chain	Analysed	Rotameric	Outliers	Percentiles	
52	AB	61/77 (79%)	50 (82%)	11 (18%)	1	6
52	ED	61/77 (79%)	50 (82%)	11 (18%)	1	6
53	BB	72/80 (90%)	58 (81%)	14 (19%)	1	4
53	FD	72/80 (90%)	59 (82%)	13 (18%)	1	6
54	CB	76/82 (93%)	65 (86%)	11 (14%)	3	12
54	GD	76/82 (93%)	65 (86%)	11 (14%)	3	12
55	DB	19/22 (86%)	15 (79%)	4 (21%)	1	3
55	HD	19/22 (86%)	15 (79%)	4 (21%)	1	3
All	All	10120/10672 (95%)	8397 (83%)	1723 (17%)	2	8

All (1723) residues with a non-rotameric sidechain are listed below:

Mol	Chain	Res	Type
5	E	3	VAL
5	E	7	LYS
5	E	18	VAL
5	E	25	THR
5	E	32	SER
5	E	38	LYS
5	E	50	THR
5	E	52	ARG
5	E	54	ARG
5	E	61	LEU
5	E	63	ARG
5	E	73	VAL
5	E	79	VAL
5	E	91	ARG
5	E	94	LEU
5	E	98	VAL
5	E	104	TYR
5	E	112	GLN
5	E	117	VAL
5	E	131	LEU
5	E	138	VAL
5	E	141	VAL
5	E	155	LEU
5	E	171	ASP
5	E	200	ASP
5	E	205	VAL

*Continued on next page...*

*Continued from previous page...*

<b>Mol</b>	<b>Chain</b>	<b>Res</b>	<b>Type</b>
5	E	211	ARG
5	E	212	SER
5	E	218	ARG
5	E	221	VAL
5	E	226	MET
5	E	228	PRO
5	E	229	VAL
5	E	242	ARG
5	E	262	ARG
5	E	263	ARG
5	E	270	ILE
5	E	273	ARG
5	E	275	LYS
6	F	5	LEU
6	F	38	THR
6	F	40	GLU
6	F	41	LYS
6	F	45	THR
6	F	47	VAL
6	F	63	LEU
6	F	73	GLU
6	F	75	VAL
6	F	77	ILE
6	F	78	LEU
6	F	82	ARG
6	F	90	THR
6	F	92	THR
6	F	93	VAL
6	F	105	THR
6	F	107	THR
6	F	116	VAL
6	F	119	ARG
6	F	121	ASN
6	F	140	SER
6	F	170	LEU
6	F	173	VAL
6	F	175	VAL
6	F	178	GLU
6	F	181	LEU
6	F	182	LEU
6	F	195	LEU
6	F	199	ARG

*Continued on next page...*

*Continued from previous page...*

<b>Mol</b>	<b>Chain</b>	<b>Res</b>	<b>Type</b>
7	G	18	ARG
7	G	23	ASP
7	G	27	GLU
7	G	43	LYS
7	G	44	ARG
7	G	51	THR
7	G	62	ARG
7	G	68	LYS
7	G	74	ARG
7	G	78	ILE
7	G	95	ARG
7	G	110	LEU
7	G	119	ARG
7	G	125	LEU
7	G	127	GLU
7	G	129	PHE
7	G	145	GLU
7	G	149	ASP
7	G	158	THR
7	G	165	ARG
7	G	169	ASN
7	G	170	LEU
7	G	176	LEU
7	G	183	VAL
7	G	188	ARG
7	G	191	ARG
7	G	196	LEU
7	G	201	VAL
7	G	205	ARG
8	H	18	GLU
8	H	21	ARG
8	H	38	VAL
8	H	41	GLN
8	H	43	LEU
8	H	47	LYS
8	H	49	ASP
8	H	52	ILE
8	H	60	LEU
8	H	70	VAL
8	H	79	ASN
8	H	88	ILE
8	H	95	ARG

*Continued on next page...*

*Continued from previous page...*

<b>Mol</b>	<b>Chain</b>	<b>Res</b>	<b>Type</b>
8	H	113	ARG
8	H	114	ILE
8	H	115	ARG
8	H	132	ASN
8	H	133	LEU
8	H	136	ARG
8	H	141	PHE
8	H	147	ASP
8	H	167	GLU
8	H	175	LEU
9	I	3	ARG
9	I	26	VAL
9	I	32	GLU
9	I	33	LEU
9	I	47	GLU
9	I	57	ASP
9	I	58	GLU
9	I	60	ARG
9	I	70	THR
9	I	71	LEU
9	I	76	VAL
9	I	84	SER
9	I	86	GLU
9	I	97	ARG
9	I	98	LEU
9	I	104	GLU
9	I	111	HIS
9	I	116	GLU
9	I	129	THR
9	I	140	LYS
9	I	169	VAL
9	I	171	LEU
10	J	1	MET
10	J	4	ILE
10	J	7	GLU
10	J	12	LEU
10	J	14	ASP
10	J	21	VAL
10	J	22	LYS
10	J	40	THR
10	J	44	LEU
10	J	45	LYS

*Continued on next page...*

*Continued from previous page...*

<b>Mol</b>	<b>Chain</b>	<b>Res</b>	<b>Type</b>
10	J	48	GLU
10	J	51	ILE
10	J	61	ARG
10	J	70	GLU
10	J	73	GLU
10	J	77	LEU
10	J	78	THR
10	J	81	VAL
10	J	82	ARG
10	J	86	THR
10	J	89	TYR
10	J	93	THR
10	J	96	ASP
10	J	107	ILE
10	J	118	LYS
10	J	123	LEU
10	J	127	VAL
10	J	128	LEU
10	J	138	ILE
10	J	145	VAL
11	K	1	MET
11	K	12	ARG
11	K	16	ILE
11	K	28	THR
11	K	32	THR
11	K	34	LEU
11	K	48	MET
11	K	55	VAL
11	K	60	ILE
11	K	62	VAL
11	K	67	LEU
11	K	88	GLU
11	K	96	GLU
11	K	119	ARG
11	K	127	ASP
11	K	138	LEU
11	K	139	GLU
12	L	1	MET
12	L	2	ILE
12	L	3	GLN
12	L	17	ARG
12	L	20	MET

*Continued on next page...*

*Continued from previous page...*

<b>Mol</b>	<b>Chain</b>	<b>Res</b>	<b>Type</b>
12	L	21	CYS
12	L	24	VAL
12	L	31	LYS
12	L	32	TYR
12	L	40	VAL
12	L	58	VAL
12	L	65	THR
12	L	92	GLU
12	L	109	LYS
12	L	122	LEU
13	M	2	LYS
13	M	15	ARG
13	M	19	VAL
13	M	27	HIS
13	M	29	LYS
13	M	40	SER
13	M	45	LEU
13	M	56	SER
13	M	57	THR
13	M	62	LEU
13	M	77	ARG
13	M	87	ASP
13	M	88	LEU
13	M	90	ARG
13	M	91	PHE
13	M	98	GLU
13	M	105	LEU
13	M	110	TYR
13	M	112	LEU
13	M	125	VAL
13	M	138	LEU
13	M	146	VAL
13	M	147	LEU
13	M	149	GLU
14	N	12	GLN
14	N	14	ARG
14	N	16	ARG
14	N	18	LYS
14	N	54	MET
14	N	56	ARG
14	N	58	PHE
14	N	68	ILE

*Continued on next page...*

*Continued from previous page...*

<b>Mol</b>	<b>Chain</b>	<b>Res</b>	<b>Type</b>
14	N	74	TYR
14	N	81	VAL
14	N	83	MET
14	N	91	GLU
14	N	96	VAL
14	N	103	MET
14	N	106	VAL
14	N	109	VAL
14	N	110	THR
14	N	129	THR
15	O	6	SER
15	O	8	ARG
15	O	18	LEU
15	O	26	LYS
15	O	28	LEU
15	O	29	LEU
15	O	33	ARG
15	O	49	ASP
15	O	54	LEU
15	O	65	LEU
15	O	100	LEU
15	O	102	GLU
15	O	103	ARG
15	O	116	LEU
15	O	117	VAL
16	P	3	ARG
16	P	11	LYS
16	P	13	ARG
16	P	21	THR
16	P	32	LEU
16	P	36	TYR
16	P	41	ASP
16	P	50	SER
16	P	67	ARG
16	P	69	VAL
16	P	73	LEU
16	P	75	GLU
16	P	85	VAL
16	P	88	ASP
17	Q	1	MET
17	Q	13	ARG
17	Q	27	THR

*Continued on next page...*

*Continued from previous page...*

<b>Mol</b>	<b>Chain</b>	<b>Res</b>	<b>Type</b>
17	Q	40	THR
17	Q	66	VAL
17	Q	89	VAL
17	Q	91	ARG
17	Q	105	LEU
17	Q	106	SER
17	Q	108	ARG
17	Q	118	ARG
17	Q	133	GLU
17	Q	135	VAL
18	R	5	LYS
18	R	8	VAL
18	R	31	SER
18	R	34	LYS
18	R	36	ARG
18	R	54	LYS
18	R	74	LEU
18	R	88	ILE
18	R	89	GLU
18	R	90	VAL
18	R	98	LEU
18	R	110	VAL
19	S	7	THR
19	S	13	ARG
19	S	19	LYS
19	S	26	ASP
19	S	28	GLU
19	S	33	VAL
19	S	51	VAL
19	S	56	SER
19	S	58	VAL
19	S	60	GLU
19	S	61	VAL
19	S	62	LEU
19	S	71	LEU
19	S	72	VAL
19	S	73	SER
19	S	82	ARG
20	T	2	GLU
20	T	11	ARG
20	T	12	ILE
20	T	19	LEU

*Continued on next page...*



*Continued from previous page...*

<b>Mol</b>	<b>Chain</b>	<b>Res</b>	<b>Type</b>
20	T	28	SER
20	T	37	ARG
20	T	61	ASN
20	T	63	ASP
20	T	65	LEU
20	T	67	ASP
20	T	86	LEU
20	T	103	ILE
20	T	107	LEU
20	T	109	GLU
21	U	13	LEU
21	U	27	THR
21	U	53	LYS
21	U	57	LEU
21	U	65	ARG
21	U	66	LEU
21	U	73	ARG
21	U	80	ILE
21	U	81	VAL
21	U	83	VAL
21	U	87	GLN
21	U	90	GLU
22	V	5	MET
22	V	6	HIS
22	V	11	ASP
22	V	14	LEU
22	V	44	ILE
22	V	47	LYS
22	V	49	VAL
22	V	64	GLU
22	V	76	CYS
22	V	79	CYS
22	V	87	LYS
22	V	90	LEU
22	V	91	GLU
22	V	96	ILE
22	V	99	CYS
22	V	101	LYS
23	W	19	ARG
23	W	29	TYR
23	W	35	ARG
23	W	41	LEU

*Continued on next page...*

*Continued from previous page...*

<b>Mol</b>	<b>Chain</b>	<b>Res</b>	<b>Type</b>
23	W	55	HIS
23	W	61	LEU
23	W	67	LEU
23	W	69	THR
23	W	86	VAL
23	W	87	ASP
23	W	89	PHE
23	W	90	VAL
23	W	91	LEU
23	W	100	VAL
23	W	103	ARG
23	W	116	VAL
23	W	118	GLN
23	W	119	GLU
23	W	129	SER
23	W	133	ILE
23	W	154	ASP
23	W	163	LEU
23	W	165	VAL
23	W	168	GLU
23	W	179	ASP
23	W	185	GLU
24	X	3	HIS
24	X	5	LYS
24	X	10	THR
24	X	14	ARG
24	X	21	LEU
24	X	29	GLN
24	X	31	VAL
24	X	75	LEU
24	X	77	ARG
25	Y	18	ILE
25	Y	19	GLN
25	Y	21	ARG
25	Y	26	ARG
25	Y	30	VAL
25	Y	35	THR
25	Y	37	ILE
25	Y	38	SER
25	Y	39	LYS
25	Y	40	ARG
25	Y	56	GLN

*Continued on next page...*

*Continued from previous page...*

<b>Mol</b>	<b>Chain</b>	<b>Res</b>	<b>Type</b>
25	Y	57	GLU
25	Y	59	THR
25	Y	60	PHE
25	Y	62	VAL
25	Y	75	GLU
25	Y	80	LEU
25	Y	85	LEU
25	Y	90	ILE
25	Y	95	LEU
26	Z	3	LEU
26	Z	4	SER
26	Z	9	GLN
26	Z	16	LEU
26	Z	17	SER
26	Z	34	GLU
26	Z	38	GLN
26	Z	46	GLN
26	Z	47	ASN
26	Z	53	LEU
26	Z	55	ARG
26	Z	62	THR
26	Z	65	ASN
26	Z	68	ARG
27	AA	13	ILE
27	AA	17	LYS
27	AA	18	ASP
27	AA	23	LEU
27	AA	31	LEU
27	AA	32	GLN
27	AA	33	GLN
27	AA	38	GLU
27	AA	52	HIS
27	AA	54	VAL
27	AA	56	VAL
27	AA	57	GLU
28	BA	3	GLU
28	BA	15	ILE
28	BA	31	ILE
28	BA	32	TYR
28	BA	46	GLN
28	BA	58	ARG
28	BA	61	ARG

*Continued on next page...*

*Continued from previous page...*

<b>Mol</b>	<b>Chain</b>	<b>Res</b>	<b>Type</b>
28	BA	62	ARG
28	BA	67	TYR
29	CA	11	THR
29	CA	16	ARG
29	CA	21	SER
29	CA	23	HIS
29	CA	26	THR
29	CA	29	ILE
29	CA	35	GLU
29	CA	40	LYS
29	CA	46	CYS
29	CA	48	GLU
29	CA	55	ARG
29	CA	58	LEU
30	DA	5	VAL
30	DA	7	ILE
30	DA	14	THR
30	DA	15	GLU
30	DA	19	ARG
30	DA	24	GLU
30	DA	36	LEU
30	DA	42	TRP
30	DA	46	HIS
31	EA	1	MET
31	EA	4	THR
31	EA	10	ARG
31	EA	16	HIS
31	EA	19	ARG
31	EA	22	MET
31	EA	23	ARG
31	EA	24	THR
31	EA	29	LYS
31	EA	32	LYS
31	EA	46	VAL
32	FA	25	MET
32	FA	30	ARG
32	FA	31	HIS
32	FA	32	LEU
32	FA	34	TRP
32	FA	41	ILE
32	FA	57	ARG
32	FA	60	LEU

*Continued on next page...*

*Continued from previous page...*

<b>Mol</b>	<b>Chain</b>	<b>Res</b>	<b>Type</b>
33	GA	7	VAL
33	GA	12	ASP
33	GA	24	TYR
35	JA	103	LYS
35	JA	115	VAL
35	JA	116	ARG
35	JA	123	GLU
35	JA	130	ASP
35	JA	140	GLU
35	JA	146	VAL
35	JA	156	HIS
35	JA	161	GLU
35	JA	179	SER
35	JA	185	GLN
35	JA	196	ILE
35	JA	199	SER
35	JA	209	LEU
35	JA	211	ASP
35	JA	213	GLU
35	JA	225	ASP
35	JA	226	THR
35	JA	237	VAL
35	JA	239	THR
35	JA	241	ASP
35	JA	253	ILE
35	JA	255	VAL
35	JA	287	GLN
35	JA	296	ASN
35	JA	304	SER
35	JA	310	TYR
35	JA	321	ARG
35	JA	327	TYR
35	JA	329	LEU
35	JA	334	GLU
35	JA	347	GLU
35	JA	356	LEU
36	KA	7	VAL
36	KA	10	LEU
36	KA	17	PHE
36	KA	19	HIS
36	KA	21	ARG
36	KA	24	TRP

*Continued on next page...*

*Continued from previous page...*

<b>Mol</b>	<b>Chain</b>	<b>Res</b>	<b>Type</b>
36	KA	33	TYR
36	KA	44	LEU
36	KA	45	GLN
36	KA	49	GLU
36	KA	51	LEU
36	KA	55	PHE
36	KA	67	THR
36	KA	73	THR
36	KA	75	LYS
36	KA	83	MET
36	KA	109	SER
36	KA	111	ARG
36	KA	112	VAL
36	KA	115	LEU
36	KA	116	GLU
36	KA	118	LEU
36	KA	136	VAL
36	KA	137	ARG
36	KA	142	LEU
36	KA	145	LEU
36	KA	153	ARG
36	KA	163	PHE
36	KA	168	THR
36	KA	172	ILE
36	KA	179	LYS
36	KA	185	ILE
36	KA	189	ASP
36	KA	190	THR
36	KA	212	GLN
36	KA	214	ILE
36	KA	231	GLU
36	KA	239	VAL
37	LA	3	ASN
37	LA	4	LYS
37	LA	12	LEU
37	LA	17	ASP
37	LA	36	ASP
37	LA	49	SER
37	LA	62	ASP
37	LA	64	VAL
37	LA	67	THR
37	LA	82	GLU

*Continued on next page...*

*Continued from previous page...*

<b>Mol</b>	<b>Chain</b>	<b>Res</b>	<b>Type</b>
37	LA	84	ILE
37	LA	87	LEU
37	LA	89	GLU
37	LA	91	LEU
37	LA	95	THR
37	LA	97	LYS
37	LA	122	GLU
37	LA	124	ILE
37	LA	128	PHE
37	LA	140	ARG
37	LA	164	ARG
37	LA	166	GLU
37	LA	173	VAL
37	LA	178	LEU
37	LA	188	LEU
37	LA	191	THR
37	LA	206	GLU
38	MA	3	ARG
38	MA	4	TYR
38	MA	8	VAL
38	MA	10	ARG
38	MA	12	CYS
38	MA	17	VAL
38	MA	26	CYS
38	MA	57	ARG
38	MA	61	LYS
38	MA	73	ARG
38	MA	81	GLU
38	MA	83	SER
38	MA	96	LEU
38	MA	101	LEU
38	MA	114	ARG
38	MA	122	ARG
38	MA	127	THR
38	MA	128	VAL
38	MA	134	ASP
38	MA	135	LEU
38	MA	141	ARG
38	MA	150	GLU
38	MA	156	GLU
38	MA	162	LEU
38	MA	168	ARG

*Continued on next page...*

*Continued from previous page...*

<b>Mol</b>	<b>Chain</b>	<b>Res</b>	<b>Type</b>
38	MA	174	LEU
38	MA	177	ASP
38	MA	178	VAL
38	MA	187	ARG
38	MA	188	LEU
38	MA	194	LEU
38	MA	196	LEU
38	MA	204	ILE
38	MA	207	TYR
39	NA	6	PHE
39	NA	16	THR
39	NA	20	GLN
39	NA	25	ARG
39	NA	27	ARG
39	NA	31	LEU
39	NA	32	VAL
39	NA	41	VAL
39	NA	50	GLU
39	NA	71	LEU
39	NA	73	ASN
39	NA	78	HIS
39	NA	91	LEU
39	NA	116	THR
40	OA	2	ARG
40	OA	11	ASN
40	OA	14	LEU
40	OA	17	SER
40	OA	23	LYS
40	OA	28	ARG
40	OA	30	LEU
40	OA	36	ARG
40	OA	43	LEU
40	OA	57	GLN
40	OA	71	ARG
40	OA	81	ILE
40	OA	83	ASP
40	OA	89	MET
40	OA	93	SER
41	PA	5	ARG
41	PA	8	GLU
41	PA	9	VAL
41	PA	10	ARG

*Continued on next page...*



*Continued from previous page...*

<b>Mol</b>	<b>Chain</b>	<b>Res</b>	<b>Type</b>
41	PA	15	ASP
41	PA	17	VAL
41	PA	18	TYR
41	PA	32	ARG
41	PA	50	ILE
41	PA	56	GLN
41	PA	66	VAL
41	PA	74	GLU
41	PA	79	ARG
41	PA	87	VAL
41	PA	104	LEU
41	PA	106	GLN
41	PA	109	ASN
41	PA	111	ARG
41	PA	115	ARG
41	PA	124	LEU
41	PA	131	LYS
41	PA	135	VAL
41	PA	136	LYS
41	PA	151	TYR
41	PA	155	ARG
41	PA	156	TRP
42	QA	1	MET
42	QA	23	SER
42	QA	26	VAL
42	QA	39	LEU
42	QA	42	GLU
42	QA	44	PHE
42	QA	45	ILE
42	QA	51	VAL
42	QA	80	ILE
42	QA	91	ARG
42	QA	92	ARG
42	QA	102	ARG
42	QA	112	LEU
42	QA	113	SER
42	QA	126	LYS
42	QA	127	LEU
42	QA	133	LEU
42	QA	135	CYS
42	QA	137	VAL
43	RA	2	GLU

*Continued on next page...*

*Continued from previous page...*

<b>Mol</b>	<b>Chain</b>	<b>Res</b>	<b>Type</b>
43	RA	4	TYR
43	RA	10	ARG
43	RA	27	THR
43	RA	32	ASP
43	RA	34	ASN
43	RA	41	VAL
43	RA	70	LYS
43	RA	93	ARG
43	RA	95	LYS
43	RA	99	LEU
43	RA	113	LYS
44	SA	3	LYS
44	SA	22	LYS
44	SA	38	ILE
44	SA	72	VAL
44	SA	73	ASP
44	SA	77	PRO
44	SA	81	THR
44	SA	90	LEU
44	SA	92	THR
45	TA	14	VAL
45	TA	26	ASN
45	TA	31	THR
45	TA	36	ASP
45	TA	40	ILE
45	TA	41	THR
45	TA	54	ARG
45	TA	67	ASP
45	TA	75	TYR
45	TA	77	MET
45	TA	87	THR
45	TA	93	GLN
45	TA	111	ASP
45	TA	114	VAL
45	TA	116	HIS
45	TA	117	ASN
45	TA	119	CYS
46	UA	6	THR
46	UA	10	LEU
46	UA	20	LYS
46	UA	28	LYS
46	UA	32	PHE

*Continued on next page...*

*Continued from previous page...*

<b>Mol</b>	<b>Chain</b>	<b>Res</b>	<b>Type</b>
46	UA	34	ARG
46	UA	41	ARG
46	UA	52	LEU
46	UA	62	SER
46	UA	67	THR
46	UA	81	SER
46	UA	83	VAL
46	UA	86	ARG
46	UA	89	ARG
46	UA	101	VAL
46	UA	116	SER
46	UA	123	LYS
47	VA	4	ILE
47	VA	7	VAL
47	VA	12	ASN
47	VA	16	ASP
47	VA	27	LYS
47	VA	32	GLU
47	VA	37	THR
47	VA	39	ILE
47	VA	47	ASP
47	VA	49	THR
47	VA	59	TYR
47	VA	65	LYS
47	VA	67	GLU
47	VA	87	TYR
47	VA	88	ARG
47	VA	90	LEU
47	VA	98	VAL
47	VA	99	ARG
47	VA	103	THR
47	VA	105	THR
47	VA	106	ASN
47	VA	109	THR
47	VA	116	THR
48	WA	13	THR
48	WA	17	LYS
48	WA	27	CYS
48	WA	41	ARG
48	WA	47	LEU
48	WA	53	LEU
48	WA	56	VAL

*Continued on next page...*

*Continued from previous page...*

<b>Mol</b>	<b>Chain</b>	<b>Res</b>	<b>Type</b>
49	XA	25	THR
49	XA	34	LEU
49	XA	35	ARG
49	XA	66	LEU
49	XA	67	LEU
49	XA	73	GLU
49	XA	83	GLU
49	XA	87	ILE
50	YA	2	VAL
50	YA	11	SER
50	YA	16	HIS
50	YA	27	LYS
50	YA	32	TYR
50	YA	38	TYR
50	YA	47	ASP
50	YA	60	LEU
50	YA	71	ARG
50	YA	75	ARG
50	YA	76	GLN
51	ZA	6	LEU
51	ZA	7	THR
51	ZA	9	VAL
51	ZA	11	VAL
51	ZA	14	LYS
51	ZA	15	MET
51	ZA	20	THR
51	ZA	21	VAL
51	ZA	22	LEU
51	ZA	24	GLU
51	ZA	36	ILE
51	ZA	58	GLU
51	ZA	63	ARG
51	ZA	65	ILE
51	ZA	72	ARG
51	ZA	75	ARG
51	ZA	76	LEU
51	ZA	77	VAL
51	ZA	78	GLU
51	ZA	87	LYS
51	ZA	90	ILE
51	ZA	98	LEU
52	AB	21	LYS

*Continued on next page...*

*Continued from previous page...*

<b>Mol</b>	<b>Chain</b>	<b>Res</b>	<b>Type</b>
52	AB	26	LEU
52	AB	36	ASN
52	AB	37	VAL
52	AB	46	GLU
52	AB	53	ARG
52	AB	54	ARG
52	AB	55	ARG
52	AB	78	LEU
52	AB	83	GLU
52	AB	84	LYS
53	BB	17	GLU
53	BB	21	GLU
53	BB	31	ILE
53	BB	33	THR
53	BB	36	ARG
53	BB	37	ARG
53	BB	41	VAL
53	BB	43	GLU
53	BB	47	HIS
53	BB	51	VAL
53	BB	55	LYS
53	BB	58	VAL
53	BB	64	GLU
53	BB	78	ARG
54	CB	11	SER
54	CB	13	LEU
54	CB	36	LEU
54	CB	53	LEU
54	CB	62	LEU
54	CB	64	ASP
54	CB	71	THR
54	CB	72	LEU
54	CB	75	ASN
54	CB	82	SER
54	CB	100	ILE
55	DB	9	ARG
55	DB	10	ARG
55	DB	22	ARG
55	DB	25	LYS
5	IB	3	VAL
5	IB	7	LYS
5	IB	18	VAL

*Continued on next page...*

*Continued from previous page...*

<b>Mol</b>	<b>Chain</b>	<b>Res</b>	<b>Type</b>
5	IB	25	THR
5	IB	32	SER
5	IB	34	VAL
5	IB	38	LYS
5	IB	50	THR
5	IB	52	ARG
5	IB	54	ARG
5	IB	61	LEU
5	IB	63	ARG
5	IB	73	VAL
5	IB	79	VAL
5	IB	91	ARG
5	IB	94	LEU
5	IB	98	VAL
5	IB	104	TYR
5	IB	112	GLN
5	IB	117	VAL
5	IB	131	LEU
5	IB	138	VAL
5	IB	141	VAL
5	IB	155	LEU
5	IB	171	ASP
5	IB	200	ASP
5	IB	201	HIS
5	IB	205	VAL
5	IB	211	ARG
5	IB	212	SER
5	IB	218	ARG
5	IB	221	VAL
5	IB	226	MET
5	IB	229	VAL
5	IB	242	ARG
5	IB	261	LYS
5	IB	262	ARG
5	IB	263	ARG
5	IB	270	ILE
5	IB	273	ARG
5	IB	275	LYS
6	JB	5	LEU
6	JB	27	LEU
6	JB	38	THR
6	JB	40	GLU

*Continued on next page...*

*Continued from previous page...*

<b>Mol</b>	<b>Chain</b>	<b>Res</b>	<b>Type</b>
6	JB	41	LYS
6	JB	45	THR
6	JB	47	VAL
6	JB	63	LEU
6	JB	72	VAL
6	JB	73	GLU
6	JB	75	VAL
6	JB	77	ILE
6	JB	78	LEU
6	JB	82	ARG
6	JB	90	THR
6	JB	92	THR
6	JB	105	THR
6	JB	107	THR
6	JB	119	ARG
6	JB	121	ASN
6	JB	170	LEU
6	JB	173	VAL
6	JB	175	VAL
6	JB	178	GLU
6	JB	181	LEU
6	JB	182	LEU
6	JB	195	LEU
6	JB	199	ARG
7	KB	18	ARG
7	KB	23	ASP
7	KB	27	GLU
7	KB	43	LYS
7	KB	44	ARG
7	KB	51	THR
7	KB	62	ARG
7	KB	74	ARG
7	KB	78	ILE
7	KB	95	ARG
7	KB	110	LEU
7	KB	119	ARG
7	KB	125	LEU
7	KB	126	VAL
7	KB	127	GLU
7	KB	129	PHE
7	KB	145	GLU
7	KB	149	ASP

*Continued on next page...*

*Continued from previous page...*

<b>Mol</b>	<b>Chain</b>	<b>Res</b>	<b>Type</b>
7	KB	158	THR
7	KB	165	ARG
7	KB	169	ASN
7	KB	170	LEU
7	KB	176	LEU
7	KB	183	VAL
7	KB	188	ARG
7	KB	191	ARG
7	KB	196	LEU
7	KB	201	VAL
7	KB	205	ARG
8	LB	18	GLU
8	LB	21	ARG
8	LB	38	VAL
8	LB	41	GLN
8	LB	43	LEU
8	LB	47	LYS
8	LB	49	ASP
8	LB	52	ILE
8	LB	60	LEU
8	LB	70	VAL
8	LB	79	ASN
8	LB	88	ILE
8	LB	95	ARG
8	LB	113	ARG
8	LB	114	ILE
8	LB	115	ARG
8	LB	132	ASN
8	LB	133	LEU
8	LB	136	ARG
8	LB	141	PHE
8	LB	147	ASP
8	LB	167	GLU
8	LB	175	LEU
9	MB	3	ARG
9	MB	26	VAL
9	MB	32	GLU
9	MB	33	LEU
9	MB	47	GLU
9	MB	57	ASP
9	MB	58	GLU
9	MB	60	ARG

*Continued on next page...*



*Continued from previous page...*

<b>Mol</b>	<b>Chain</b>	<b>Res</b>	<b>Type</b>
9	MB	70	THR
9	MB	71	LEU
9	MB	76	VAL
9	MB	84	SER
9	MB	86	GLU
9	MB	88	LEU
9	MB	97	ARG
9	MB	98	LEU
9	MB	104	GLU
9	MB	111	HIS
9	MB	116	GLU
9	MB	129	THR
9	MB	169	VAL
9	MB	171	LEU
10	NB	1	MET
10	NB	4	ILE
10	NB	7	GLU
10	NB	12	LEU
10	NB	14	ASP
10	NB	21	VAL
10	NB	22	LYS
10	NB	37	VAL
10	NB	40	THR
10	NB	44	LEU
10	NB	45	LYS
10	NB	48	GLU
10	NB	51	ILE
10	NB	61	ARG
10	NB	70	GLU
10	NB	73	GLU
10	NB	77	LEU
10	NB	78	THR
10	NB	81	VAL
10	NB	82	ARG
10	NB	86	THR
10	NB	89	TYR
10	NB	93	THR
10	NB	96	ASP
10	NB	107	ILE
10	NB	118	LYS
10	NB	123	LEU
10	NB	127	VAL

*Continued on next page...*

*Continued from previous page...*

<b>Mol</b>	<b>Chain</b>	<b>Res</b>	<b>Type</b>
10	NB	128	LEU
10	NB	138	ILE
10	NB	145	VAL
11	OB	1	MET
11	OB	12	ARG
11	OB	16	ILE
11	OB	28	THR
11	OB	32	THR
11	OB	34	LEU
11	OB	48	MET
11	OB	55	VAL
11	OB	60	ILE
11	OB	62	VAL
11	OB	67	LEU
11	OB	88	GLU
11	OB	96	GLU
11	OB	119	ARG
11	OB	127	ASP
11	OB	138	LEU
11	OB	139	GLU
12	PB	1	MET
12	PB	2	ILE
12	PB	3	GLN
12	PB	17	ARG
12	PB	20	MET
12	PB	21	CYS
12	PB	24	VAL
12	PB	31	LYS
12	PB	32	TYR
12	PB	40	VAL
12	PB	58	VAL
12	PB	65	THR
12	PB	92	GLU
12	PB	109	LYS
12	PB	122	LEU
13	QB	2	LYS
13	QB	15	ARG
13	QB	19	VAL
13	QB	27	HIS
13	QB	29	LYS
13	QB	40	SER
13	QB	45	LEU

*Continued on next page...*

*Continued from previous page...*

<b>Mol</b>	<b>Chain</b>	<b>Res</b>	<b>Type</b>
13	QB	56	SER
13	QB	57	THR
13	QB	62	LEU
13	QB	71	VAL
13	QB	77	ARG
13	QB	87	ASP
13	QB	88	LEU
13	QB	91	PHE
13	QB	98	GLU
13	QB	105	LEU
13	QB	110	TYR
13	QB	112	LEU
13	QB	138	LEU
13	QB	146	VAL
13	QB	147	LEU
13	QB	149	GLU
14	RB	12	GLN
14	RB	14	ARG
14	RB	16	ARG
14	RB	18	LYS
14	RB	54	MET
14	RB	56	ARG
14	RB	58	PHE
14	RB	68	ILE
14	RB	74	TYR
14	RB	81	VAL
14	RB	83	MET
14	RB	91	GLU
14	RB	96	VAL
14	RB	103	MET
14	RB	106	VAL
14	RB	109	VAL
14	RB	110	THR
14	RB	129	THR
15	SB	6	SER
15	SB	8	ARG
15	SB	18	LEU
15	SB	26	LYS
15	SB	28	LEU
15	SB	29	LEU
15	SB	33	ARG
15	SB	49	ASP

*Continued on next page...*

*Continued from previous page...*

<b>Mol</b>	<b>Chain</b>	<b>Res</b>	<b>Type</b>
15	SB	54	LEU
15	SB	65	LEU
15	SB	100	LEU
15	SB	102	GLU
15	SB	103	ARG
15	SB	116	LEU
15	SB	117	VAL
16	TB	3	ARG
16	TB	11	LYS
16	TB	13	ARG
16	TB	21	THR
16	TB	32	LEU
16	TB	36	TYR
16	TB	41	ASP
16	TB	50	SER
16	TB	67	ARG
16	TB	69	VAL
16	TB	73	LEU
16	TB	75	GLU
16	TB	85	VAL
16	TB	88	ASP
17	UB	1	MET
17	UB	13	ARG
17	UB	27	THR
17	UB	40	THR
17	UB	55	ASN
17	UB	62	THR
17	UB	66	VAL
17	UB	89	VAL
17	UB	91	ARG
17	UB	105	LEU
17	UB	106	SER
17	UB	108	ARG
17	UB	132	LYS
17	UB	133	GLU
17	UB	135	VAL
18	VB	5	LYS
18	VB	8	VAL
18	VB	31	SER
18	VB	34	LYS
18	VB	54	LYS
18	VB	74	LEU

*Continued on next page...*

*Continued from previous page...*

<b>Mol</b>	<b>Chain</b>	<b>Res</b>	<b>Type</b>
18	VB	88	ILE
18	VB	89	GLU
18	VB	90	VAL
18	VB	98	LEU
19	WB	7	THR
19	WB	13	ARG
19	WB	19	LYS
19	WB	26	ASP
19	WB	28	GLU
19	WB	33	VAL
19	WB	51	VAL
19	WB	56	SER
19	WB	58	VAL
19	WB	60	GLU
19	WB	61	VAL
19	WB	62	LEU
19	WB	68	LYS
19	WB	71	LEU
19	WB	72	VAL
19	WB	73	SER
19	WB	82	ARG
20	XB	2	GLU
20	XB	11	ARG
20	XB	12	ILE
20	XB	19	LEU
20	XB	28	SER
20	XB	37	ARG
20	XB	59	VAL
20	XB	63	ASP
20	XB	65	LEU
20	XB	67	ASP
20	XB	86	LEU
20	XB	92	ARG
20	XB	101	SER
20	XB	103	ILE
20	XB	107	LEU
21	YB	13	LEU
21	YB	27	THR
21	YB	53	LYS
21	YB	57	LEU
21	YB	65	ARG
21	YB	66	LEU

*Continued on next page...*

*Continued from previous page...*

<b>Mol</b>	<b>Chain</b>	<b>Res</b>	<b>Type</b>
21	YB	73	ARG
21	YB	80	ILE
21	YB	81	VAL
21	YB	83	VAL
21	YB	87	GLN
22	ZB	5	MET
22	ZB	6	HIS
22	ZB	11	ASP
22	ZB	14	LEU
22	ZB	44	ILE
22	ZB	47	LYS
22	ZB	49	VAL
22	ZB	64	GLU
22	ZB	76	CYS
22	ZB	79	CYS
22	ZB	87	LYS
22	ZB	90	LEU
22	ZB	91	GLU
22	ZB	96	ILE
22	ZB	99	CYS
22	ZB	101	LYS
23	AC	29	TYR
23	AC	35	ARG
23	AC	41	LEU
23	AC	55	HIS
23	AC	61	LEU
23	AC	67	LEU
23	AC	69	THR
23	AC	86	VAL
23	AC	87	ASP
23	AC	89	PHE
23	AC	90	VAL
23	AC	91	LEU
23	AC	99	TYR
23	AC	100	VAL
23	AC	103	ARG
23	AC	116	VAL
23	AC	118	GLN
23	AC	119	GLU
23	AC	129	SER
23	AC	133	ILE
23	AC	154	ASP

*Continued on next page...*

*Continued from previous page...*

<b>Mol</b>	<b>Chain</b>	<b>Res</b>	<b>Type</b>
23	AC	163	LEU
23	AC	165	VAL
23	AC	168	GLU
23	AC	179	ASP
23	AC	185	GLU
24	BC	3	HIS
24	BC	5	LYS
24	BC	10	THR
24	BC	14	ARG
24	BC	21	LEU
24	BC	29	GLN
24	BC	31	VAL
24	BC	75	LEU
24	BC	77	ARG
25	CC	13	ILE
25	CC	18	ILE
25	CC	19	GLN
25	CC	21	ARG
25	CC	26	ARG
25	CC	30	VAL
25	CC	35	THR
25	CC	37	ILE
25	CC	38	SER
25	CC	39	LYS
25	CC	40	ARG
25	CC	56	GLN
25	CC	57	GLU
25	CC	60	PHE
25	CC	62	VAL
25	CC	75	GLU
25	CC	80	LEU
25	CC	85	LEU
25	CC	90	ILE
25	CC	95	LEU
26	DC	3	LEU
26	DC	4	SER
26	DC	9	GLN
26	DC	16	LEU
26	DC	17	SER
26	DC	34	GLU
26	DC	38	GLN
26	DC	46	GLN

*Continued on next page...*

*Continued from previous page...*

<b>Mol</b>	<b>Chain</b>	<b>Res</b>	<b>Type</b>
26	DC	47	ASN
26	DC	53	LEU
26	DC	55	ARG
26	DC	62	THR
26	DC	65	ASN
26	DC	68	ARG
27	EC	13	ILE
27	EC	17	LYS
27	EC	18	ASP
27	EC	23	LEU
27	EC	31	LEU
27	EC	32	GLN
27	EC	33	GLN
27	EC	38	GLU
27	EC	52	HIS
27	EC	54	VAL
27	EC	56	VAL
27	EC	57	GLU
28	FC	5	ILE
28	FC	15	ILE
28	FC	31	ILE
28	FC	32	TYR
28	FC	46	GLN
28	FC	58	ARG
28	FC	61	ARG
28	FC	62	ARG
28	FC	67	TYR
29	GC	11	THR
29	GC	16	ARG
29	GC	21	SER
29	GC	23	HIS
29	GC	28	PRO
29	GC	29	ILE
29	GC	35	GLU
29	GC	40	LYS
29	GC	46	CYS
29	GC	48	GLU
29	GC	55	ARG
29	GC	58	LEU
30	HC	5	VAL
30	HC	7	ILE
30	HC	14	THR

*Continued on next page...*



*Continued from previous page...*

<b>Mol</b>	<b>Chain</b>	<b>Res</b>	<b>Type</b>
30	HC	15	GLU
30	HC	19	ARG
30	HC	24	GLU
30	HC	36	LEU
30	HC	42	TRP
30	HC	46	HIS
31	IC	1	MET
31	IC	4	THR
31	IC	10	ARG
31	IC	16	HIS
31	IC	19	ARG
31	IC	22	MET
31	IC	23	ARG
31	IC	24	THR
31	IC	29	LYS
31	IC	32	LYS
31	IC	41	ARG
31	IC	46	VAL
32	JC	25	MET
32	JC	30	ARG
32	JC	31	HIS
32	JC	32	LEU
32	JC	34	TRP
32	JC	57	ARG
32	JC	60	LEU
33	KC	7	VAL
33	KC	12	ASP
33	KC	24	TYR
35	NC	103	LYS
35	NC	115	VAL
35	NC	116	ARG
35	NC	123	GLU
35	NC	130	ASP
35	NC	140	GLU
35	NC	156	HIS
35	NC	161	GLU
35	NC	179	SER
35	NC	185	GLN
35	NC	196	ILE
35	NC	199	SER
35	NC	209	LEU
35	NC	211	ASP

*Continued on next page...*

*Continued from previous page...*

<b>Mol</b>	<b>Chain</b>	<b>Res</b>	<b>Type</b>
35	NC	213	GLU
35	NC	225	ASP
35	NC	237	VAL
35	NC	239	THR
35	NC	241	ASP
35	NC	253	ILE
35	NC	255	VAL
35	NC	287	GLN
35	NC	296	ASN
35	NC	304	SER
35	NC	310	TYR
35	NC	321	ARG
35	NC	327	TYR
35	NC	329	LEU
35	NC	334	GLU
35	NC	347	GLU
35	NC	356	LEU
36	OC	7	VAL
36	OC	10	LEU
36	OC	17	PHE
36	OC	19	HIS
36	OC	21	ARG
36	OC	24	TRP
36	OC	33	TYR
36	OC	44	LEU
36	OC	45	GLN
36	OC	49	GLU
36	OC	51	LEU
36	OC	55	PHE
36	OC	67	THR
36	OC	73	THR
36	OC	75	LYS
36	OC	83	MET
36	OC	109	SER
36	OC	111	ARG
36	OC	112	VAL
36	OC	115	LEU
36	OC	116	GLU
36	OC	118	LEU
36	OC	136	VAL
36	OC	137	ARG
36	OC	142	LEU

*Continued on next page...*

*Continued from previous page...*

<b>Mol</b>	<b>Chain</b>	<b>Res</b>	<b>Type</b>
36	OC	145	LEU
36	OC	153	ARG
36	OC	163	PHE
36	OC	172	ILE
36	OC	179	LYS
36	OC	185	ILE
36	OC	189	ASP
36	OC	190	THR
36	OC	196	LEU
36	OC	212	GLN
36	OC	214	ILE
36	OC	231	GLU
36	OC	239	VAL
37	PC	3	ASN
37	PC	4	LYS
37	PC	12	LEU
37	PC	17	ASP
37	PC	29	TYR
37	PC	36	ASP
37	PC	49	SER
37	PC	62	ASP
37	PC	67	THR
37	PC	82	GLU
37	PC	84	ILE
37	PC	87	LEU
37	PC	89	GLU
37	PC	91	LEU
37	PC	95	THR
37	PC	97	LYS
37	PC	122	GLU
37	PC	124	ILE
37	PC	128	PHE
37	PC	140	ARG
37	PC	164	ARG
37	PC	166	GLU
37	PC	173	VAL
37	PC	178	LEU
37	PC	188	LEU
37	PC	191	THR
37	PC	206	GLU
38	QC	3	ARG
38	QC	4	TYR

*Continued on next page...*

*Continued from previous page...*

<b>Mol</b>	<b>Chain</b>	<b>Res</b>	<b>Type</b>
38	QC	8	VAL
38	QC	10	ARG
38	QC	12	CYS
38	QC	17	VAL
38	QC	26	CYS
38	QC	57	ARG
38	QC	59	ARG
38	QC	61	LYS
38	QC	73	ARG
38	QC	81	GLU
38	QC	83	SER
38	QC	96	LEU
38	QC	101	LEU
38	QC	114	ARG
38	QC	122	ARG
38	QC	127	THR
38	QC	128	VAL
38	QC	134	ASP
38	QC	135	LEU
38	QC	141	ARG
38	QC	150	GLU
38	QC	162	LEU
38	QC	168	ARG
38	QC	173	TRP
38	QC	174	LEU
38	QC	178	VAL
38	QC	187	ARG
38	QC	188	LEU
38	QC	194	LEU
38	QC	196	LEU
38	QC	204	ILE
38	QC	207	TYR
38	QC	209	ARG
39	RC	6	PHE
39	RC	16	THR
39	RC	20	GLN
39	RC	25	ARG
39	RC	27	ARG
39	RC	31	LEU
39	RC	32	VAL
39	RC	41	VAL
39	RC	50	GLU

*Continued on next page...*

*Continued from previous page...*

<b>Mol</b>	<b>Chain</b>	<b>Res</b>	<b>Type</b>
39	RC	71	LEU
39	RC	73	ASN
39	RC	78	HIS
39	RC	91	LEU
39	RC	116	THR
40	SC	2	ARG
40	SC	11	ASN
40	SC	14	LEU
40	SC	17	SER
40	SC	23	LYS
40	SC	28	ARG
40	SC	30	LEU
40	SC	36	ARG
40	SC	43	LEU
40	SC	57	GLN
40	SC	71	ARG
40	SC	81	ILE
40	SC	83	ASP
40	SC	89	MET
40	SC	93	SER
41	TC	5	ARG
41	TC	8	GLU
41	TC	9	VAL
41	TC	10	ARG
41	TC	15	ASP
41	TC	17	VAL
41	TC	18	TYR
41	TC	32	ARG
41	TC	33	ASP
41	TC	50	ILE
41	TC	56	GLN
41	TC	66	VAL
41	TC	74	GLU
41	TC	79	ARG
41	TC	87	VAL
41	TC	104	LEU
41	TC	106	GLN
41	TC	109	ASN
41	TC	111	ARG
41	TC	115	ARG
41	TC	124	LEU
41	TC	131	LYS

*Continued on next page...*

*Continued from previous page...*

<b>Mol</b>	<b>Chain</b>	<b>Res</b>	<b>Type</b>
41	TC	135	VAL
41	TC	136	LYS
41	TC	151	TYR
41	TC	155	ARG
41	TC	156	TRP
42	UC	1	MET
42	UC	23	SER
42	UC	26	VAL
42	UC	42	GLU
42	UC	44	PHE
42	UC	45	ILE
42	UC	51	VAL
42	UC	80	ILE
42	UC	91	ARG
42	UC	92	ARG
42	UC	102	ARG
42	UC	112	LEU
42	UC	113	SER
42	UC	126	LYS
42	UC	127	LEU
42	UC	133	LEU
42	UC	135	CYS
42	UC	137	VAL
43	VC	2	GLU
43	VC	4	TYR
43	VC	10	ARG
43	VC	27	THR
43	VC	32	ASP
43	VC	34	ASN
43	VC	41	VAL
43	VC	70	LYS
43	VC	93	ARG
43	VC	95	LYS
43	VC	99	LEU
43	VC	113	LYS
44	WC	3	LYS
44	WC	22	LYS
44	WC	38	ILE
44	WC	72	VAL
44	WC	73	ASP
44	WC	81	THR
44	WC	90	LEU

*Continued on next page...*

*Continued from previous page...*

<b>Mol</b>	<b>Chain</b>	<b>Res</b>	<b>Type</b>
44	WC	92	THR
45	XC	14	VAL
45	XC	26	ASN
45	XC	31	THR
45	XC	36	ASP
45	XC	40	ILE
45	XC	41	THR
45	XC	54	ARG
45	XC	67	ASP
45	XC	75	TYR
45	XC	77	MET
45	XC	87	THR
45	XC	93	GLN
45	XC	111	ASP
45	XC	114	VAL
45	XC	116	HIS
45	XC	117	ASN
45	XC	119	CYS
46	YC	6	THR
46	YC	10	LEU
46	YC	20	LYS
46	YC	28	LYS
46	YC	32	PHE
46	YC	34	ARG
46	YC	41	ARG
46	YC	52	LEU
46	YC	62	SER
46	YC	67	THR
46	YC	81	SER
46	YC	83	VAL
46	YC	86	ARG
46	YC	89	ARG
46	YC	101	VAL
46	YC	116	SER
46	YC	123	LYS
47	ZC	4	ILE
47	ZC	7	VAL
47	ZC	12	ASN
47	ZC	16	ASP
47	ZC	27	LYS
47	ZC	32	GLU
47	ZC	37	THR

*Continued on next page...*

*Continued from previous page...*

<b>Mol</b>	<b>Chain</b>	<b>Res</b>	<b>Type</b>
47	ZC	39	ILE
47	ZC	47	ASP
47	ZC	49	THR
47	ZC	59	TYR
47	ZC	65	LYS
47	ZC	67	GLU
47	ZC	87	TYR
47	ZC	88	ARG
47	ZC	90	LEU
47	ZC	98	VAL
47	ZC	99	ARG
47	ZC	103	THR
47	ZC	105	THR
47	ZC	109	THR
47	ZC	116	THR
48	AD	13	THR
48	AD	17	LYS
48	AD	27	CYS
48	AD	41	ARG
48	AD	47	LEU
48	AD	53	LEU
48	AD	56	VAL
49	BD	25	THR
49	BD	34	LEU
49	BD	35	ARG
49	BD	66	LEU
49	BD	67	LEU
49	BD	73	GLU
49	BD	83	GLU
49	BD	87	ILE
50	CD	2	VAL
50	CD	16	HIS
50	CD	27	LYS
50	CD	32	TYR
50	CD	38	TYR
50	CD	47	ASP
50	CD	60	LEU
50	CD	71	ARG
50	CD	75	ARG
50	CD	76	GLN
51	DD	6	LEU
51	DD	7	THR

*Continued on next page...*



*Continued from previous page...*

<b>Mol</b>	<b>Chain</b>	<b>Res</b>	<b>Type</b>
51	DD	9	VAL
51	DD	11	VAL
51	DD	14	LYS
51	DD	15	MET
51	DD	20	THR
51	DD	21	VAL
51	DD	22	LEU
51	DD	24	GLU
51	DD	36	ILE
51	DD	58	GLU
51	DD	63	ARG
51	DD	65	ILE
51	DD	72	ARG
51	DD	75	ARG
51	DD	76	LEU
51	DD	77	VAL
51	DD	78	GLU
51	DD	87	LYS
51	DD	90	ILE
51	DD	98	LEU
52	ED	21	LYS
52	ED	26	LEU
52	ED	36	ASN
52	ED	37	VAL
52	ED	46	GLU
52	ED	53	ARG
52	ED	54	ARG
52	ED	55	ARG
52	ED	78	LEU
52	ED	83	GLU
52	ED	84	LYS
53	FD	17	GLU
53	FD	21	GLU
53	FD	28	LYS
53	FD	31	ILE
53	FD	33	THR
53	FD	36	ARG
53	FD	37	ARG
53	FD	41	VAL
53	FD	43	GLU
53	FD	47	HIS
53	FD	51	VAL

*Continued on next page...*

*Continued from previous page...*

<b>Mol</b>	<b>Chain</b>	<b>Res</b>	<b>Type</b>
53	FD	55	LYS
53	FD	64	GLU
54	GD	11	SER
54	GD	13	LEU
54	GD	36	LEU
54	GD	53	LEU
54	GD	62	LEU
54	GD	64	ASP
54	GD	71	THR
54	GD	72	LEU
54	GD	75	ASN
54	GD	82	SER
54	GD	100	ILE
55	HD	9	ARG
55	HD	10	ARG
55	HD	22	ARG
55	HD	25	LYS

Sometimes sidechains can be flipped to improve hydrogen bonding and reduce clashes. All (33) such sidechains are listed below:

<b>Mol</b>	<b>Chain</b>	<b>Res</b>	<b>Type</b>
5	E	166	GLN
7	G	40	GLN
18	R	94	ASN
20	T	61	ASN
23	W	73	GLN
35	JA	185	GLN
35	JA	311	ASN
35	JA	348	HIS
36	KA	140	HIS
37	LA	3	ASN
37	LA	63	ASN
41	PA	109	ASN
41	PA	110	GLN
45	TA	26	ASN
47	VA	62	ASN
53	BB	23	ASN
7	KB	40	GLN
14	RB	13	GLN
18	VB	94	ASN
23	AC	73	GLN
35	NC	185	GLN

*Continued on next page...*

*Continued from previous page...*

Mol	Chain	Res	Type
35	NC	348	HIS
36	OC	16	HIS
36	OC	140	HIS
37	PC	3	ASN
37	PC	63	ASN
41	TC	109	ASN
41	TC	110	GLN
45	XC	26	ASN
47	ZC	62	ASN
49	BD	46	HIS
52	ED	36	ASN
53	FD	23	ASN

### 5.3.3 RNA [i](#)

Mol	Chain	Analysed	Backbone Outliers	Pucker Outliers
1	A	1502/1507 (99%)	330 (21%)	13 (0%)
1	EB	1502/1507 (99%)	330 (21%)	13 (0%)
2	B	2876/2880 (99%)	644 (22%)	22 (0%)
2	FB	2876/2880 (99%)	642 (22%)	23 (0%)
3	C	119/120 (99%)	22 (18%)	1 (0%)
3	GB	119/120 (99%)	21 (17%)	1 (0%)
34	HA	9/23 (39%)	5 (55%)	0
34	LC	9/23 (39%)	5 (55%)	0
4	D	76/77 (98%)	25 (32%)	0
4	HB	76/77 (98%)	26 (34%)	0
4	IA	76/77 (98%)	20 (26%)	0
4	MC	76/77 (98%)	20 (26%)	0
All	All	9316/9368 (99%)	2090 (22%)	73 (0%)

All (2090) RNA backbone outliers are listed below:

Mol	Chain	Res	Type
1	A	9	G
1	A	32	A
1	A	39	G
1	A	47	C
1	A	48	C
1	A	51	A
1	A	55	A
1	A	56	U

*Continued on next page...*

*Continued from previous page...*

<b>Mol</b>	<b>Chain</b>	<b>Res</b>	<b>Type</b>
1	A	57	G
1	A	59	A
1	A	60	A
1	A	61	G
1	A	65	U
1	A	66	G
1	A	77	C
1	A	80	G
1	A	84	U
1	A	85	U
1	A	87	A
1	A	88	C
1	A	89	U
1	A	101	A
1	A	105	G
1	A	109	A
1	A	116	A
1	A	121	C
1	A	127	G
1	A	131	C
1	A	151	A
1	A	163	C
1	A	164	U
1	A	168	G
1	A	169	C
1	A	173	U
1	A	174	C
1	A	175	C
1	A	182	U
1	A	183	G
1	A	185	A
1	A	195	A
1	A	201	C
1	A	208	U
1	A	209	U
1	A	210	U
1	A	216	G
1	A	240	C
1	A	245	C
1	A	247	G
1	A	251	G
1	A	258	G

*Continued on next page...*

*Continued from previous page...*

<b>Mol</b>	<b>Chain</b>	<b>Res</b>	<b>Type</b>
1	A	262	A
1	A	266	G
1	A	267	C
1	A	280	C
1	A	281	G
1	A	289	G
1	A	304	U
1	A	305	G
1	A	319	G
1	A	321	A
1	A	328	C
1	A	332	G
1	A	341	C
1	A	352	C
1	A	353	A
1	A	354	G
1	A	355	C
1	A	364	A
1	A	367	U
1	A	372	C
1	A	373	A
1	A	384	G
1	A	392	G
1	A	397	A
1	A	398	C
1	A	404	U
1	A	406	G
1	A	412	A
1	A	413	G
1	A	417	C
1	A	427	U
1	A	428	G
1	A	429	U
1	A	439	A
1	A	449	C
1	A	451	A
1	A	452	A
1	A	453	A
1	A	454	C
1	A	455	C
1	A	465	A
1	A	474	G

*Continued on next page...*

*Continued from previous page...*

<b>Mol</b>	<b>Chain</b>	<b>Res</b>	<b>Type</b>
1	A	482	A
1	A	484	G
1	A	485	G
1	A	495	A
1	A	496	A
1	A	497	U
1	A	500	G
1	A	509	A
1	A	510	A
1	A	511	C
1	A	518	C
1	A	521	G
1	A	527	7MG
1	A	531	U
1	A	532	A
1	A	533	A
1	A	547	A
1	A	559	A
1	A	560	U
1	A	572	A
1	A	573	A
1	A	576	G
1	A	577	G
1	A	596	C
1	A	597	G
1	A	603	U
1	A	607	A
1	A	618	C
1	A	629	G
1	A	630	G
1	A	646	U
1	A	653	A
1	A	664	G
1	A	665	A
1	A	683	G
1	A	687	A
1	A	688	G
1	A	697	U
1	A	721	G
1	A	723	U
1	A	724	G
1	A	731	G

*Continued on next page...*

*Continued from previous page...*

<b>Mol</b>	<b>Chain</b>	<b>Res</b>	<b>Type</b>
1	A	733	A
1	A	746	A
1	A	749	C
1	A	750	G
1	A	759	A
1	A	763	G
1	A	773	G
1	A	774	G
1	A	777	A
1	A	781	A
1	A	793	U
1	A	794	A
1	A	796	C
1	A	799	G
1	A	817	C
1	A	819	A
1	A	821	G
1	A	828	A
1	A	831	U
1	A	833	U
1	A	836	G
1	A	842	C
1	A	843	U
1	A	848	C
1	A	852	G
1	A	855	G
1	A	870	U
1	A	872	A
1	A	873	A
1	A	902	G
1	A	914	A
1	A	916	G
1	A	922	G
1	A	926	G
1	A	927	G
1	A	931	C
1	A	934	C
1	A	935	A
1	A	937	A
1	A	956	U
1	A	960	U
1	A	966	M2G

*Continued on next page...*

*Continued from previous page...*

<b>Mol</b>	<b>Chain</b>	<b>Res</b>	<b>Type</b>
1	A	968	A
1	A	969	A
1	A	971	G
1	A	974	A
1	A	975	A
1	A	976	G
1	A	977	A
1	A	989	C
1	A	992	U
1	A	993	G
1	A	994	A
1	A	998(A)	G
1	A	1000	A
1	A	1001	G
1	A	1004	A
1	A	1005	A
1	A	1006	C
1	A	1007	C
1	A	1008	C
1	A	1009	G
1	A	1012	U
1	A	1015	A
1	A	1022	G
1	A	1023	G
1	A	1024	G
1	A	1025	U
1	A	1027	C
1	A	1028(A)	C
1	A	1028(B)	C
1	A	1028(C)	C
1	A	1029	G
1	A	1030	C
1	A	1032(A)	A
1	A	1032(B)	G
1	A	1032(C)	G
1	A	1033	G
1	A	1037	C
1	A	1044	A
1	A	1046	A
1	A	1048	G
1	A	1053	G
1	A	1060	C

*Continued on next page...*



*Continued from previous page...*

<b>Mol</b>	<b>Chain</b>	<b>Res</b>	<b>Type</b>
1	A	1065	U
1	A	1081	G
1	A	1094	G
1	A	1095	U
1	A	1096	C
1	A	1101	A
1	A	1104	G
1	A	1112	C
1	A	1113	C
1	A	1115	C
1	A	1116	C
1	A	1124	G
1	A	1125	U
1	A	1126	U
1	A	1129	C
1	A	1132	C
1	A	1136	U
1	A	1137	C
1	A	1139	G
1	A	1140	C
1	A	1145	C
1	A	1148	U
1	A	1152	A
1	A	1154	G
1	A	1155	G
1	A	1157	A
1	A	1159	U
1	A	1160	G
1	A	1164	G
1	A	1175	G
1	A	1178	G
1	A	1182	G
1	A	1191	A
1	A	1196	U
1	A	1197	G
1	A	1202	G
1	A	1207	2MG
1	A	1209	C
1	A	1212	U
1	A	1213	A
1	A	1225	A
1	A	1226	C

*Continued on next page...*

*Continued from previous page...*

<b>Mol</b>	<b>Chain</b>	<b>Res</b>	<b>Type</b>
1	A	1227	A
1	A	1229	A
1	A	1238	A
1	A	1241	G
1	A	1245	A
1	A	1250	A
1	A	1252	A
1	A	1256	A
1	A	1257	U
1	A	1258	G
1	A	1263	C
1	A	1265	G
1	A	1266	G
1	A	1268	A
1	A	1269	A
1	A	1274	G
1	A	1275	A
1	A	1279	A
1	A	1280	A
1	A	1282	C
1	A	1285	A
1	A	1286	A
1	A	1287	A
1	A	1293	G
1	A	1299	A
1	A	1300	G
1	A	1315	U
1	A	1320	C
1	A	1322	C
1	A	1329	A
1	A	1334	G
1	A	1336	C
1	A	1345	U
1	A	1346	A
1	A	1347	G
1	A	1359	C
1	A	1360	A
1	A	1362(B)	C
1	A	1363	A
1	A	1364	U
1	A	1365	G
1	A	1370	G

*Continued on next page...*

*Continued from previous page...*

<b>Mol</b>	<b>Chain</b>	<b>Res</b>	<b>Type</b>
1	A	1397	C
1	A	1398	A
1	A	1406	U
1	A	1412	C
1	A	1419	G
1	A	1442	G
1	A	1451	A
1	A	1452	C
1	A	1453	G
1	A	1454	G
1	A	1460	A
1	A	1487	G
1	A	1490	C
1	A	1492	A
1	A	1493	A
1	A	1497	G
1	A	1498	UR3
1	A	1499	A
1	A	1502	A
1	A	1503	A
1	A	1504	G
1	A	1506	U
1	A	1507	A
1	A	1517	G
1	A	1529	G
1	A	1530	G
1	A	1531	A
1	A	1532	U
2	B	10	G
2	B	34	C
2	B	35	G
2	B	46	C
2	B	54	G
2	B	55	G
2	B	61	G
2	B	64	A
2	B	71	A
2	B	72	U
2	B	74	A
2	B	75	G
2	B	84	A
2	B	91	A

*Continued on next page...*

*Continued from previous page...*

<b>Mol</b>	<b>Chain</b>	<b>Res</b>	<b>Type</b>
2	B	92	G
2	B	93	C
2	B	110	G
2	B	118	A
2	B	120	U
2	B	125	G
2	B	140	A
2	B	149	A
2	B	154(A)	C
2	B	155	C
2	B	163	U
2	B	164	U
2	B	165	U
2	B	174	C
2	B	181	A
2	B	196	A
2	B	204	A
2	B	205	G
2	B	212	G
2	B	213	A
2	B	214	G
2	B	215	G
2	B	216	A
2	B	221	A
2	B	222	A
2	B	225	A
2	B	228	A
2	B	229	A
2	B	233	A
2	B	248	G
2	B	249	C
2	B	260	G
2	B	261	G
2	B	266	G
2	B	267	C
2	B	269	U
2	B	270(E)	C
2	B	270(I)	C
2	B	270(L)	C
2	B	270(M)	U
2	B	270(N)	U
2	B	270(O)	G

*Continued on next page...*

*Continued from previous page...*

<b>Mol</b>	<b>Chain</b>	<b>Res</b>	<b>Type</b>
2	B	270(P)	U
2	B	270(Q)	C
2	B	271(D)	U
2	B	271	G
2	B	273(E)	C
2	B	275	G
2	B	276	A
2	B	277	C
2	B	284	U
2	B	302	C
2	B	310	A
2	B	311	A
2	B	317	G
2	B	319	C
2	B	324	A
2	B	329	G
2	B	330	A
2	B	333	G
2	B	345	A
2	B	352	G
2	B	353	G
2	B	354	G
2	B	357	A
2	B	362	U
2	B	363(A)	G
2	B	363(G)	A
2	B	364	C
2	B	371	A
2	B	372	G
2	B	376	C
2	B	385	C
2	B	386	G
2	B	396	G
2	B	405	U
2	B	411	G
2	B	412	A
2	B	414	C
2	B	443	A
2	B	454	A
2	B	456	C
2	B	457	A
2	B	464	U

*Continued on next page...*

*Continued from previous page...*

<b>Mol</b>	<b>Chain</b>	<b>Res</b>	<b>Type</b>
2	B	466	A
2	B	467	G
2	B	471	A
2	B	481	G
2	B	496	G
2	B	502	A
2	B	504	U
2	B	505	A
2	B	508	G
2	B	509	C
2	B	528	A
2	B	529	A
2	B	530	G
2	B	531	C
2	B	532	A
2	B	533	G
2	B	543	C
2	B	546	C
2	B	549	G
2	B	556	G
2	B	562	U
2	B	563	G
2	B	567	A
2	B	568	U
2	B	573	G
2	B	575	A
2	B	587	C
2	B	588	U
2	B	597	U
2	B	603	A
2	B	604	G
2	B	607	U
2	B	614	U
2	B	615	G
2	B	617	G
2	B	627	A
2	B	631	A
2	B	632	A
2	B	634	C
2	B	637	A
2	B	639	U
2	B	645	C

*Continued on next page...*

*Continued from previous page...*

<b>Mol</b>	<b>Chain</b>	<b>Res</b>	<b>Type</b>
2	B	646	A
2	B	648	G
2	B	653	C
2	B	654	U
2	B	668	G
2	B	670	A
2	B	686	G
2	B	695	G
2	B	715	G
2	B	717	G
2	B	730	C
2	B	745	G
2	B	748	G
2	B	765	G
2	B	775	G
2	B	776	G
2	B	782	A
2	B	783	A
2	B	784	A
2	B	785	G
2	B	789	A
2	B	793	A
2	B	800	A
2	B	805	G
2	B	812	C
2	B	819	A
2	B	825	C
2	B	826	U
2	B	827	U
2	B	828	U
2	B	831	G
2	B	835	A
2	B	846	C
2	B	855	G
2	B	859	G
2	B	860	U
2	B	873	G
2	B	878	A
2	B	882	G
2	B	883	G
2	B	887	A
2	B	888	C

*Continued on next page...*

*Continued from previous page...*

<b>Mol</b>	<b>Chain</b>	<b>Res</b>	<b>Type</b>
2	B	893	C
2	B	894	C
2	B	895	U
2	B	896	A
2	B	907	U
2	B	910	A
2	B	917	A
2	B	931	G
2	B	932	G
2	B	938	G
2	B	941	A
2	B	945	A
2	B	946	G
2	B	958	U
2	B	959	A
2	B	961	C
2	B	968	G
2	B	973	A
2	B	974(A)	G
2	B	974(B)	C
2	B	975	G
2	B	978	G
2	B	980	A
2	B	983	A
2	B	989	G
2	B	990	A
2	B	996	A
2	B	1005	C
2	B	1012	U
2	B	1013	C
2	B	1021	A
2	B	1022	G
2	B	1023	U
2	B	1024	G
2	B	1025	G
2	B	1026	U
2	B	1027	A
2	B	1030	G
2	B	1033	U
2	B	1038	C
2	B	1039	G
2	B	1043	C

*Continued on next page...*



*Continued from previous page...*

<b>Mol</b>	<b>Chain</b>	<b>Res</b>	<b>Type</b>
2	B	1045	A
2	B	1046	A
2	B	1047	G
2	B	1051	G
2	B	1054	A
2	B	1057	A
2	B	1058	G
2	B	1059	G
2	B	1060	U
2	B	1061	U
2	B	1062	G
2	B	1063	G
2	B	1064	C
2	B	1065	U
2	B	1066	U
2	B	1067	A
2	B	1068	G
2	B	1069	A
2	B	1070	A
2	B	1071	G
2	B	1072	C
2	B	1073	A
2	B	1075	C
2	B	1076	C
2	B	1077	A
2	B	1078	U
2	B	1079	C
2	B	1082	U
2	B	1083	U
2	B	1085	A
2	B	1087	G
2	B	1088	A
2	B	1089	G
2	B	1092	C
2	B	1093	G
2	B	1094	U
2	B	1095	A
2	B	1096	A
2	B	1097	U
2	B	1098	A
2	B	1099	G
2	B	1100	C

*Continued on next page...*

*Continued from previous page...*

<b>Mol</b>	<b>Chain</b>	<b>Res</b>	<b>Type</b>
2	B	1101	U
2	B	1104	C
2	B	1105	U
2	B	1107	G
2	B	1111	A
2	B	1112	G
2	B	1116	C
2	B	1125	G
2	B	1126	A
2	B	1129	A
2	B	1130	U
2	B	1131	G
2	B	1132	A
2	B	1135	C
2	B	1136	G
2	B	1139	G
2	B	1142(B)	A
2	B	1143	A
2	B	1155	A
2	B	1156	A
2	B	1171	G
2	B	1174	A
2	B	1175	U
2	B	1176	G
2	B	1177	A
2	B	1205	U
2	B	1211	U
2	B	1212	G
2	B	1220	A
2	B	1227	G
2	B	1248	G
2	B	1249	U
2	B	1251	C
2	B	1252	G
2	B	1253	A
2	B	1256	G
2	B	1267	U
2	B	1268	A
2	B	1271	G
2	B	1272	A
2	B	1273	U
2	B	1287	A

*Continued on next page...*

*Continued from previous page...*

<b>Mol</b>	<b>Chain</b>	<b>Res</b>	<b>Type</b>
2	B	1300	U
2	B	1301	A
2	B	1302	A
2	B	1309	G
2	B	1312	U
2	B	1317	A
2	B	1325	G
2	B	1345	C
2	B	1349	A
2	B	1352	U
2	B	1359	A
2	B	1360	A
2	B	1365	A
2	B	1378	A
2	B	1379	A
2	B	1384	A
2	B	1385	G
2	B	1386	C
2	B	1388	G
2	B	1394	U
2	B	1395	A
2	B	1403	C
2	B	1406	U
2	B	1411	C
2	B	1412	A
2	B	1416	G
2	B	1417	C
2	B	1419	A
2	B	1420	U
2	B	1421	G
2	B	1427	A
2	B	1428	C
2	B	1429	G
2	B	1444(B)	A
2	B	1449(B)	A
2	B	1453	A
2	B	1454	U
2	B	1455	G
2	B	1459	G
2	B	1460	A
2	B	1461	G
2	B	1467	C

*Continued on next page...*

*Continued from previous page...*

<b>Mol</b>	<b>Chain</b>	<b>Res</b>	<b>Type</b>
2	B	1471	A
2	B	1475	G
2	B	1478	G
2	B	1483	G
2	B	1485	G
2	B	1489	U
2	B	1493	C
2	B	1497	U
2	B	1508	A
2	B	1509	A
2	B	1510	A
2	B	1511	A
2	B	1515	C
2	B	1530	G
2	B	1532	C
2	B	1534	G
2	B	1535	U
2	B	1536	A
2	B	1537	C
2	B	1538	G
2	B	1544	C
2	B	1558	A
2	B	1559	G
2	B	1561	G
2	B	1566	A
2	B	1569	A
2	B	1570	A
2	B	1578	U
2	B	1585	C
2	B	1587	A
2	B	1602	U
2	B	1608	A
2	B	1616	A
2	B	1618	A
2	B	1622	G
2	B	1630(B)	C
2	B	1647	G
2	B	1648	C
2	B	1654	A
2	B	1669	A
2	B	1674	G
2	B	1685	C

*Continued on next page...*

*Continued from previous page...*

<b>Mol</b>	<b>Chain</b>	<b>Res</b>	<b>Type</b>
2	B	1699	G
2	B	1700	A
2	B	1701	A
2	B	1708	C
2	B	1729	A
2	B	1730	U
2	B	1731	G
2	B	1743	G
2	B	1748	G
2	B	1750	G
2	B	1756	G
2	B	1762	A
2	B	1763	G
2	B	1764	G
2	B	1773	A
2	B	1776	G
2	B	1779	U
2	B	1780	A
2	B	1791	A
2	B	1800	C
2	B	1808	U
2	B	1811	G
2	B	1816	G
2	B	1827	C
2	B	1829	A
2	B	1830	C
2	B	1833	U
2	B	1839	G
2	B	1847	A
2	B	1848	A
2	B	1878	G
2	B	1879	C
2	B	1889	A
2	B	1898	U
2	B	1900	A
2	B	1903	G
2	B	1905	C
2	B	1906	G
2	B	1913	A
2	B	1914	C
2	B	1919	A
2	B	1929	G

*Continued on next page...*

*Continued from previous page...*

<b>Mol</b>	<b>Chain</b>	<b>Res</b>	<b>Type</b>
2	B	1930	G
2	B	1934	C
2	B	1936	A
2	B	1938	A
2	B	1940	U
2	B	1941	C
2	B	1952	A
2	B	1955	U
2	B	1963	U
2	B	1966	A
2	B	1967	C
2	B	1970	A
2	B	1971	A
2	B	1972	A
2	B	1981	A
2	B	1991	U
2	B	1992	G
2	B	1993	U
2	B	1997	G
2	B	2002	G
2	B	2020	A
2	B	2023	G
2	B	2030	A
2	B	2031	A
2	B	2032	G
2	B	2033	A
2	B	2043	C
2	B	2055	C
2	B	2056	G
2	B	2060	A
2	B	2061	G
2	B	2062	A
2	B	2069	G
2	B	2087	G
2	B	2100	G
2	B	2110	G
2	B	2118	U
2	B	2122	U
2	B	2124	G
2	B	2125	G
2	B	2126	A
2	B	2127	G

*Continued on next page...*

*Continued from previous page...*

<b>Mol</b>	<b>Chain</b>	<b>Res</b>	<b>Type</b>
2	B	2129	C
2	B	2130	U
2	B	2132	U
2	B	2133	G
2	B	2134	A
2	B	2136	C
2	B	2137	C
2	B	2138	C
2	B	2142	C
2	B	2145	C
2	B	2146	C
2	B	2148	G
2	B	2152	G
2	B	2156	G
2	B	2157	G
2	B	2158	A
2	B	2162	G
2	B	2164	C
2	B	2165	G
2	B	2167	U
2	B	2168	G
2	B	2169	A
2	B	2171	A
2	B	2172	U
2	B	2173	A
2	B	2175	C
2	B	2176	A
2	B	2180	U
2	B	2181	G
2	B	2185	C
2	B	2187	G
2	B	2189	U
2	B	2190	G
2	B	2198	A
2	B	2210	G
2	B	2211	G
2	B	2212	A
2	B	2213	U
2	B	2225	A
2	B	2226	C
2	B	2227	A
2	B	2238	G

*Continued on next page...*

*Continued from previous page...*

<b>Mol</b>	<b>Chain</b>	<b>Res</b>	<b>Type</b>
2	B	2239	G
2	B	2246	G
2	B	2252	G
2	B	2269	A
2	B	2275	C
2	B	2278	A
2	B	2279	G
2	B	2283	C
2	B	2286	A
2	B	2287	A
2	B	2288	A
2	B	2305	A
2	B	2308	G
2	B	2309	A
2	B	2311	A
2	B	2312	U
2	B	2316	C
2	B	2319	G
2	B	2320	A
2	B	2321	G
2	B	2325	G
2	B	2327	A
2	B	2334	G
2	B	2336	A
2	B	2343	C
2	B	2347	C
2	B	2350	C
2	B	2358	G
2	B	2379	G
2	B	2383	G
2	B	2385	C
2	B	2396	G
2	B	2402	C
2	B	2406	U
2	B	2413	G
2	B	2414	G
2	B	2422	A
2	B	2425	A
2	B	2426	A
2	B	2427	C
2	B	2429	G
2	B	2430	A

*Continued on next page...*



*Continued from previous page...*

<b>Mol</b>	<b>Chain</b>	<b>Res</b>	<b>Type</b>
2	B	2432	A
2	B	2434	A
2	B	2435	A
2	B	2439	A
2	B	2440	C
2	B	2441	C
2	B	2448	A
2	B	2459	A
2	B	2470	G
2	B	2476	A
2	B	2484	G
2	B	2501	C
2	B	2502	G
2	B	2504	U
2	B	2505	G
2	B	2506	U
2	B	2513	G
2	B	2518	A
2	B	2520	C
2	B	2522	U
2	B	2525	G
2	B	2529	G
2	B	2554	U
2	B	2566	A
2	B	2567	G
2	B	2571	C
2	B	2572	A
2	B	2573	C
2	B	2582	G
2	B	2585	U
2	B	2586	C
2	B	2597	G
2	B	2602	A
2	B	2603	G
2	B	2609	U
2	B	2612	C
2	B	2615	U
2	B	2630	G
2	B	2634	G
2	B	2641	G
2	B	2661	G
2	B	2673	G

*Continued on next page...*

*Continued from previous page...*

<b>Mol</b>	<b>Chain</b>	<b>Res</b>	<b>Type</b>
2	B	2689	U
2	B	2691	C
2	B	2698	U
2	B	2702	U
2	B	2703	C
2	B	2711	A
2	B	2712(A)	A
2	B	2713	A
2	B	2714	G
2	B	2720	U
2	B	2726	U
2	B	2733	A
2	B	2735	G
2	B	2748	A
2	B	2757	A
2	B	2764	A
2	B	2765	A
2	B	2775	A
2	B	2777	G
2	B	2778	A
2	B	2790	A
2	B	2791	C
2	B	2792	G
2	B	2793	G
2	B	2794	C
2	B	2797	U
2	B	2799	A
2	B	2801	A
2	B	2802	G
2	B	2804	C
2	B	2807	G
2	B	2818	G
2	B	2820	A
2	B	2821	A
2	B	2858	C
2	B	2872	G
2	B	2876	G
2	B	2880	C
2	B	2883	A
2	B	2894	G
2	B	2895	U
2	B	2897	U

*Continued on next page...*

*Continued from previous page...*

<b>Mol</b>	<b>Chain</b>	<b>Res</b>	<b>Type</b>
3	C	2	C
3	C	9	G
3	C	13	A
3	C	21	G
3	C	25	A
3	C	42	C
3	C	44	G
3	C	45	A
3	C	56	G
3	C	57	A
3	C	65	C
3	C	66	A
3	C	67	G
3	C	73	A
3	C	84	C
3	C	88	C
3	C	89(B)	A
3	C	90	C
3	C	96	G
3	C	100	G
3	C	109	G
3	C	118	G
4	D	6	G
4	D	7	G
4	D	8	4SU
4	D	9	G
4	D	14	A
4	D	16	C
4	D	17	C
4	D	18	G
4	D	19	G
4	D	20	U
4	D	22	G
4	D	27	U
4	D	28	C
4	D	35	A
4	D	37	A
4	D	40	C
4	D	47	U
4	D	48	C
4	D	49	G
4	D	51	C

*Continued on next page...*

*Continued from previous page...*

<b>Mol</b>	<b>Chain</b>	<b>Res</b>	<b>Type</b>
4	D	56	C
4	D	65	C
4	D	71	C
4	D	73	A
4	D	76	A
34	HA	14	A
34	HA	15	A
34	HA	18	G
34	HA	21	A
34	HA	22	A
4	IA	2	G
4	IA	8	4SU
4	IA	17(A)	U
4	IA	19	G
4	IA	21	A
4	IA	25	C
4	IA	29	G
4	IA	31	G
4	IA	42	G
4	IA	46	G
4	IA	47	U
4	IA	58	A
4	IA	59	A
4	IA	63	G
4	IA	65	C
4	IA	71	C
4	IA	72	A
4	IA	73	A
4	IA	75	C
4	IA	76	A
1	EB	9	G
1	EB	32	A
1	EB	39	G
1	EB	47	C
1	EB	48	C
1	EB	51	A
1	EB	55	A
1	EB	56	U
1	EB	57	G
1	EB	59	A
1	EB	60	A
1	EB	61	G

*Continued on next page...*

*Continued from previous page...*

<b>Mol</b>	<b>Chain</b>	<b>Res</b>	<b>Type</b>
1	EB	65	U
1	EB	66	G
1	EB	77	C
1	EB	80	G
1	EB	84	U
1	EB	85	U
1	EB	87	A
1	EB	88	C
1	EB	89	U
1	EB	101	A
1	EB	105	G
1	EB	109	A
1	EB	116	A
1	EB	121	C
1	EB	127	G
1	EB	131	C
1	EB	151	A
1	EB	163	C
1	EB	164	U
1	EB	168	G
1	EB	169	C
1	EB	173	U
1	EB	174	C
1	EB	175	C
1	EB	182	U
1	EB	183	G
1	EB	185	A
1	EB	195	A
1	EB	201	C
1	EB	208	U
1	EB	209	U
1	EB	210	U
1	EB	216	G
1	EB	240	C
1	EB	245	C
1	EB	247	G
1	EB	251	G
1	EB	258	G
1	EB	262	A
1	EB	266	G
1	EB	267	C
1	EB	280	C

*Continued on next page...*

*Continued from previous page...*

<b>Mol</b>	<b>Chain</b>	<b>Res</b>	<b>Type</b>
1	EB	281	G
1	EB	289	G
1	EB	304	U
1	EB	305	G
1	EB	319	G
1	EB	321	A
1	EB	328	C
1	EB	332	G
1	EB	341	C
1	EB	352	C
1	EB	353	A
1	EB	354	G
1	EB	355	C
1	EB	364	A
1	EB	367	U
1	EB	372	C
1	EB	373	A
1	EB	384	G
1	EB	392	G
1	EB	397	A
1	EB	398	C
1	EB	404	U
1	EB	406	G
1	EB	412	A
1	EB	413	G
1	EB	417	C
1	EB	427	U
1	EB	428	G
1	EB	429	U
1	EB	439	A
1	EB	449	C
1	EB	451	A
1	EB	452	A
1	EB	453	A
1	EB	454	C
1	EB	455	C
1	EB	465	A
1	EB	474	G
1	EB	482	A
1	EB	484	G
1	EB	485	G
1	EB	495	A

*Continued on next page...*

*Continued from previous page...*

<b>Mol</b>	<b>Chain</b>	<b>Res</b>	<b>Type</b>
1	EB	496	A
1	EB	497	U
1	EB	500	G
1	EB	509	A
1	EB	510	A
1	EB	511	C
1	EB	518	C
1	EB	521	G
1	EB	527	7MG
1	EB	531	U
1	EB	532	A
1	EB	533	A
1	EB	547	A
1	EB	559	A
1	EB	560	U
1	EB	562	C
1	EB	564	C
1	EB	572	A
1	EB	573	A
1	EB	576	G
1	EB	577	G
1	EB	596	C
1	EB	607	A
1	EB	618	C
1	EB	629	G
1	EB	630	G
1	EB	646	U
1	EB	653	A
1	EB	664	G
1	EB	665	A
1	EB	683	G
1	EB	687	A
1	EB	688	G
1	EB	697	U
1	EB	721	G
1	EB	723	U
1	EB	724	G
1	EB	731	G
1	EB	733	A
1	EB	746	A
1	EB	749	C
1	EB	750	G

*Continued on next page...*

*Continued from previous page...*

<b>Mol</b>	<b>Chain</b>	<b>Res</b>	<b>Type</b>
1	EB	759	A
1	EB	763	G
1	EB	773	G
1	EB	774	G
1	EB	777	A
1	EB	781	A
1	EB	793	U
1	EB	794	A
1	EB	796	C
1	EB	799	G
1	EB	817	C
1	EB	819	A
1	EB	821	G
1	EB	828	A
1	EB	831	U
1	EB	833	U
1	EB	836	G
1	EB	842	C
1	EB	843	U
1	EB	848	C
1	EB	852	G
1	EB	855	G
1	EB	870	U
1	EB	872	A
1	EB	873	A
1	EB	902	G
1	EB	914	A
1	EB	922	G
1	EB	926	G
1	EB	927	G
1	EB	931	C
1	EB	934	C
1	EB	935	A
1	EB	937	A
1	EB	956	U
1	EB	960	U
1	EB	966	M2G
1	EB	968	A
1	EB	969	A
1	EB	971	G
1	EB	974	A
1	EB	975	A

*Continued on next page...*



*Continued from previous page...*

<b>Mol</b>	<b>Chain</b>	<b>Res</b>	<b>Type</b>
1	EB	976	G
1	EB	977	A
1	EB	989	C
1	EB	992	U
1	EB	993	G
1	EB	994	A
1	EB	998(A)	G
1	EB	1000	A
1	EB	1001	G
1	EB	1004	A
1	EB	1005	A
1	EB	1006	C
1	EB	1007	C
1	EB	1008	C
1	EB	1009	G
1	EB	1012	U
1	EB	1015	A
1	EB	1022	G
1	EB	1023	G
1	EB	1024	G
1	EB	1025	U
1	EB	1027	C
1	EB	1028(A)	C
1	EB	1028(B)	C
1	EB	1028(C)	C
1	EB	1029	G
1	EB	1030	C
1	EB	1031	G
1	EB	1032(A)	A
1	EB	1032(B)	G
1	EB	1032(C)	G
1	EB	1033	G
1	EB	1037	C
1	EB	1044	A
1	EB	1046	A
1	EB	1048	G
1	EB	1053	G
1	EB	1060	C
1	EB	1065	U
1	EB	1081	G
1	EB	1094	G
1	EB	1095	U

*Continued on next page...*

*Continued from previous page...*

<b>Mol</b>	<b>Chain</b>	<b>Res</b>	<b>Type</b>
1	EB	1096	C
1	EB	1101	A
1	EB	1104	G
1	EB	1112	C
1	EB	1113	C
1	EB	1116	C
1	EB	1124	G
1	EB	1125	U
1	EB	1126	U
1	EB	1129	C
1	EB	1132	C
1	EB	1136	U
1	EB	1137	C
1	EB	1139	G
1	EB	1140	C
1	EB	1145	C
1	EB	1148	U
1	EB	1152	A
1	EB	1154	G
1	EB	1155	G
1	EB	1157	A
1	EB	1159	U
1	EB	1160	G
1	EB	1164	G
1	EB	1175	G
1	EB	1178	G
1	EB	1182	G
1	EB	1191	A
1	EB	1196	U
1	EB	1197	G
1	EB	1202	G
1	EB	1207	2MG
1	EB	1209	C
1	EB	1212	U
1	EB	1213	A
1	EB	1214	C
1	EB	1225	A
1	EB	1226	C
1	EB	1227	A
1	EB	1229	A
1	EB	1238	A
1	EB	1241	G

*Continued on next page...*

*Continued from previous page...*

<b>Mol</b>	<b>Chain</b>	<b>Res</b>	<b>Type</b>
1	EB	1245	A
1	EB	1250	A
1	EB	1252	A
1	EB	1256	A
1	EB	1257	U
1	EB	1258	G
1	EB	1263	C
1	EB	1265	G
1	EB	1266	G
1	EB	1268	A
1	EB	1269	A
1	EB	1274	G
1	EB	1275	A
1	EB	1279	A
1	EB	1280	A
1	EB	1282	C
1	EB	1285	A
1	EB	1286	A
1	EB	1287	A
1	EB	1293	G
1	EB	1299	A
1	EB	1300	G
1	EB	1315	U
1	EB	1320	C
1	EB	1322	C
1	EB	1329	A
1	EB	1334	G
1	EB	1336	C
1	EB	1345	U
1	EB	1346	A
1	EB	1347	G
1	EB	1359	C
1	EB	1360	A
1	EB	1362(B)	C
1	EB	1363	A
1	EB	1364	U
1	EB	1365	G
1	EB	1370	G
1	EB	1397	C
1	EB	1398	A
1	EB	1406	U
1	EB	1412	C

*Continued on next page...*

*Continued from previous page...*

<b>Mol</b>	<b>Chain</b>	<b>Res</b>	<b>Type</b>
1	EB	1419	G
1	EB	1442	G
1	EB	1451	A
1	EB	1452	C
1	EB	1453	G
1	EB	1454	G
1	EB	1460	A
1	EB	1487	G
1	EB	1490	C
1	EB	1492	A
1	EB	1493	A
1	EB	1497	G
1	EB	1498	UR3
1	EB	1499	A
1	EB	1502	A
1	EB	1503	A
1	EB	1504	G
1	EB	1506	U
1	EB	1507	A
1	EB	1517	G
1	EB	1529	G
1	EB	1530	G
1	EB	1531	A
1	EB	1532	U
2	FB	10	G
2	FB	34	C
2	FB	35	G
2	FB	46	C
2	FB	54	G
2	FB	55	G
2	FB	61	G
2	FB	64	A
2	FB	71	A
2	FB	72	U
2	FB	74	A
2	FB	75	G
2	FB	91	A
2	FB	92	G
2	FB	93	C
2	FB	110	G
2	FB	118	A
2	FB	120	U

*Continued on next page...*

*Continued from previous page...*

<b>Mol</b>	<b>Chain</b>	<b>Res</b>	<b>Type</b>
2	FB	125	G
2	FB	140	A
2	FB	149	A
2	FB	154(A)	C
2	FB	155	C
2	FB	163	U
2	FB	165	U
2	FB	174	C
2	FB	181	A
2	FB	196	A
2	FB	205	G
2	FB	212	G
2	FB	213	A
2	FB	214	G
2	FB	215	G
2	FB	216	A
2	FB	221	A
2	FB	222	A
2	FB	225	A
2	FB	228	A
2	FB	229	A
2	FB	233	A
2	FB	248	G
2	FB	249	C
2	FB	260	G
2	FB	261	G
2	FB	266	G
2	FB	267	C
2	FB	269	U
2	FB	270(E)	C
2	FB	270(I)	C
2	FB	270(L)	C
2	FB	270(M)	U
2	FB	270(N)	U
2	FB	270(O)	G
2	FB	270(Q)	C
2	FB	271(C)	G
2	FB	271	G
2	FB	273(E)	C
2	FB	275	G
2	FB	276	A
2	FB	277	C

*Continued on next page...*

*Continued from previous page...*

<b>Mol</b>	<b>Chain</b>	<b>Res</b>	<b>Type</b>
2	FB	284	U
2	FB	302	C
2	FB	310	A
2	FB	311	A
2	FB	317	G
2	FB	319	C
2	FB	324	A
2	FB	329	G
2	FB	330	A
2	FB	333	G
2	FB	345	A
2	FB	352	G
2	FB	353	G
2	FB	354	G
2	FB	357	A
2	FB	362	U
2	FB	363(A)	G
2	FB	363(G)	A
2	FB	364	C
2	FB	371	A
2	FB	372	G
2	FB	376	C
2	FB	385	C
2	FB	386	G
2	FB	396	G
2	FB	405	U
2	FB	411	G
2	FB	412	A
2	FB	414	C
2	FB	443	A
2	FB	456	C
2	FB	457	A
2	FB	464	U
2	FB	466	A
2	FB	467	G
2	FB	471	A
2	FB	481	G
2	FB	496	G
2	FB	502	A
2	FB	504	U
2	FB	505	A
2	FB	508	G

*Continued on next page...*

*Continued from previous page...*

<b>Mol</b>	<b>Chain</b>	<b>Res</b>	<b>Type</b>
2	FB	509	C
2	FB	528	A
2	FB	529	A
2	FB	530	G
2	FB	531	C
2	FB	532	A
2	FB	533	G
2	FB	543	C
2	FB	546	C
2	FB	549	G
2	FB	556	G
2	FB	562	U
2	FB	563	G
2	FB	567	A
2	FB	568	U
2	FB	573	G
2	FB	575	A
2	FB	587	C
2	FB	588	U
2	FB	597	U
2	FB	603	A
2	FB	604	G
2	FB	607	U
2	FB	614	U
2	FB	615	G
2	FB	617	G
2	FB	627	A
2	FB	631	A
2	FB	632	A
2	FB	634	C
2	FB	637	A
2	FB	639	U
2	FB	645	C
2	FB	646	A
2	FB	648	G
2	FB	653	C
2	FB	654	U
2	FB	668	G
2	FB	670	A
2	FB	686	G
2	FB	695	G
2	FB	715	G

*Continued on next page...*

*Continued from previous page...*

<b>Mol</b>	<b>Chain</b>	<b>Res</b>	<b>Type</b>
2	FB	717	G
2	FB	730	C
2	FB	748	G
2	FB	758	C
2	FB	765	G
2	FB	775	G
2	FB	776	G
2	FB	782	A
2	FB	783	A
2	FB	784	A
2	FB	785	G
2	FB	789	A
2	FB	793	A
2	FB	800	A
2	FB	805	G
2	FB	812	C
2	FB	819	A
2	FB	825	C
2	FB	827	U
2	FB	828	U
2	FB	831	G
2	FB	835	A
2	FB	846	C
2	FB	855	G
2	FB	859	G
2	FB	860	U
2	FB	873	G
2	FB	878	A
2	FB	882	G
2	FB	883	G
2	FB	887	A
2	FB	888	C
2	FB	893	C
2	FB	894	C
2	FB	895	U
2	FB	896	A
2	FB	907	U
2	FB	910	A
2	FB	917	A
2	FB	931	G
2	FB	932	G
2	FB	938	G

*Continued on next page...*



*Continued from previous page...*

<b>Mol</b>	<b>Chain</b>	<b>Res</b>	<b>Type</b>
2	FB	941	A
2	FB	945	A
2	FB	946	G
2	FB	958	U
2	FB	959	A
2	FB	961	C
2	FB	968	G
2	FB	973	A
2	FB	974(A)	G
2	FB	974(B)	C
2	FB	975	G
2	FB	978	G
2	FB	980	A
2	FB	983	A
2	FB	989	G
2	FB	990	A
2	FB	996	A
2	FB	1012	U
2	FB	1013	C
2	FB	1021	A
2	FB	1022	G
2	FB	1023	U
2	FB	1024	G
2	FB	1025	G
2	FB	1026	U
2	FB	1027	A
2	FB	1030	G
2	FB	1033	U
2	FB	1038	C
2	FB	1039	G
2	FB	1043	C
2	FB	1045	A
2	FB	1046	A
2	FB	1047	G
2	FB	1051	G
2	FB	1054	A
2	FB	1057	A
2	FB	1058	G
2	FB	1059	G
2	FB	1060	U
2	FB	1061	U
2	FB	1062	G

*Continued on next page...*

*Continued from previous page...*

<b>Mol</b>	<b>Chain</b>	<b>Res</b>	<b>Type</b>
2	FB	1063	G
2	FB	1064	C
2	FB	1065	U
2	FB	1066	U
2	FB	1067	A
2	FB	1068	G
2	FB	1069	A
2	FB	1070	A
2	FB	1071	G
2	FB	1072	C
2	FB	1073	A
2	FB	1075	C
2	FB	1076	C
2	FB	1077	A
2	FB	1078	U
2	FB	1079	C
2	FB	1082	U
2	FB	1083	U
2	FB	1085	A
2	FB	1087	G
2	FB	1088	A
2	FB	1089	G
2	FB	1092	C
2	FB	1093	G
2	FB	1094	U
2	FB	1095	A
2	FB	1096	A
2	FB	1097	U
2	FB	1098	A
2	FB	1099	G
2	FB	1100	C
2	FB	1101	U
2	FB	1104	C
2	FB	1105	U
2	FB	1107	G
2	FB	1110	G
2	FB	1111	A
2	FB	1112	G
2	FB	1116	C
2	FB	1125	G
2	FB	1126	A
2	FB	1129	A

*Continued on next page...*

*Continued from previous page...*

<b>Mol</b>	<b>Chain</b>	<b>Res</b>	<b>Type</b>
2	FB	1130	U
2	FB	1131	G
2	FB	1132	A
2	FB	1135	C
2	FB	1136	G
2	FB	1139	G
2	FB	1142(B)	A
2	FB	1143	A
2	FB	1155	A
2	FB	1156	A
2	FB	1171	G
2	FB	1174	A
2	FB	1175	U
2	FB	1176	G
2	FB	1177	A
2	FB	1205	U
2	FB	1211	U
2	FB	1212	G
2	FB	1220	A
2	FB	1227	G
2	FB	1248	G
2	FB	1249	U
2	FB	1251	C
2	FB	1252	G
2	FB	1253	A
2	FB	1256	G
2	FB	1267	U
2	FB	1268	A
2	FB	1271	G
2	FB	1272	A
2	FB	1273	U
2	FB	1287	A
2	FB	1300	U
2	FB	1301	A
2	FB	1302	A
2	FB	1303	G
2	FB	1309	G
2	FB	1312	U
2	FB	1317	A
2	FB	1325	G
2	FB	1345	C
2	FB	1349	A

*Continued on next page...*

*Continued from previous page...*

<b>Mol</b>	<b>Chain</b>	<b>Res</b>	<b>Type</b>
2	FB	1352	U
2	FB	1359	A
2	FB	1360	A
2	FB	1365	A
2	FB	1378	A
2	FB	1379	A
2	FB	1380	G
2	FB	1384	A
2	FB	1385	G
2	FB	1386	C
2	FB	1388	G
2	FB	1394	U
2	FB	1395	A
2	FB	1403	C
2	FB	1411	C
2	FB	1412	A
2	FB	1416	G
2	FB	1417	C
2	FB	1419	A
2	FB	1420	U
2	FB	1421	G
2	FB	1427	A
2	FB	1428	C
2	FB	1429	G
2	FB	1444(B)	A
2	FB	1449(B)	A
2	FB	1453	A
2	FB	1454	U
2	FB	1455	G
2	FB	1459	G
2	FB	1460	A
2	FB	1461	G
2	FB	1467	C
2	FB	1471	A
2	FB	1475	G
2	FB	1478	G
2	FB	1483	G
2	FB	1485	G
2	FB	1493	C
2	FB	1497	U
2	FB	1508	A
2	FB	1509	A

*Continued on next page...*

*Continued from previous page...*

<b>Mol</b>	<b>Chain</b>	<b>Res</b>	<b>Type</b>
2	FB	1510	A
2	FB	1511	A
2	FB	1515	C
2	FB	1530	G
2	FB	1532	C
2	FB	1534	G
2	FB	1535	U
2	FB	1536	A
2	FB	1537	C
2	FB	1538	G
2	FB	1544	C
2	FB	1558	A
2	FB	1559	G
2	FB	1561	G
2	FB	1566	A
2	FB	1569	A
2	FB	1570	A
2	FB	1578	U
2	FB	1585	C
2	FB	1587	A
2	FB	1602	U
2	FB	1608	A
2	FB	1616	A
2	FB	1618	A
2	FB	1622	G
2	FB	1630(B)	C
2	FB	1646	C
2	FB	1647	G
2	FB	1648	C
2	FB	1654	A
2	FB	1669	A
2	FB	1674	G
2	FB	1685	C
2	FB	1699	G
2	FB	1700	A
2	FB	1701	A
2	FB	1708	C
2	FB	1729	A
2	FB	1730	U
2	FB	1731	G
2	FB	1743	G
2	FB	1748	G

*Continued on next page...*

*Continued from previous page...*

<b>Mol</b>	<b>Chain</b>	<b>Res</b>	<b>Type</b>
2	FB	1750	G
2	FB	1756	G
2	FB	1759	A
2	FB	1762	A
2	FB	1763	G
2	FB	1764	G
2	FB	1773	A
2	FB	1776	G
2	FB	1779	U
2	FB	1780	A
2	FB	1791	A
2	FB	1800	C
2	FB	1811	G
2	FB	1816	G
2	FB	1827	C
2	FB	1829	A
2	FB	1830	C
2	FB	1833	U
2	FB	1839	G
2	FB	1847	A
2	FB	1848	A
2	FB	1878	G
2	FB	1879	C
2	FB	1889	A
2	FB	1898	U
2	FB	1900	A
2	FB	1903	G
2	FB	1905	C
2	FB	1906	G
2	FB	1913	A
2	FB	1914	C
2	FB	1918	A
2	FB	1919	A
2	FB	1929	G
2	FB	1930	G
2	FB	1934	C
2	FB	1936	A
2	FB	1938	A
2	FB	1940	U
2	FB	1941	C
2	FB	1952	A
2	FB	1955	U

*Continued on next page...*

*Continued from previous page...*

<b>Mol</b>	<b>Chain</b>	<b>Res</b>	<b>Type</b>
2	FB	1963	U
2	FB	1966	A
2	FB	1967	C
2	FB	1970	A
2	FB	1971	A
2	FB	1972	A
2	FB	1981	A
2	FB	1991	U
2	FB	1992	G
2	FB	1993	U
2	FB	1997	G
2	FB	2002	G
2	FB	2020	A
2	FB	2023	G
2	FB	2030	A
2	FB	2031	A
2	FB	2032	G
2	FB	2033	A
2	FB	2043	C
2	FB	2055	C
2	FB	2056	G
2	FB	2060	A
2	FB	2061	G
2	FB	2062	A
2	FB	2069	G
2	FB	2087	G
2	FB	2110	G
2	FB	2118	U
2	FB	2122	U
2	FB	2124	G
2	FB	2125	G
2	FB	2126	A
2	FB	2127	G
2	FB	2129	C
2	FB	2130	U
2	FB	2132	U
2	FB	2133	G
2	FB	2134	A
2	FB	2136	C
2	FB	2137	C
2	FB	2138	C
2	FB	2142	C

*Continued on next page...*

*Continued from previous page...*

<b>Mol</b>	<b>Chain</b>	<b>Res</b>	<b>Type</b>
2	FB	2145	C
2	FB	2146	C
2	FB	2148	G
2	FB	2152	G
2	FB	2156	G
2	FB	2157	G
2	FB	2158	A
2	FB	2162	G
2	FB	2164	C
2	FB	2165	G
2	FB	2167	U
2	FB	2168	G
2	FB	2169	A
2	FB	2171	A
2	FB	2172	U
2	FB	2173	A
2	FB	2175	C
2	FB	2176	A
2	FB	2180	U
2	FB	2181	G
2	FB	2185	C
2	FB	2187	G
2	FB	2189	U
2	FB	2190	G
2	FB	2198	A
2	FB	2210	G
2	FB	2211	G
2	FB	2212	A
2	FB	2213	U
2	FB	2225	A
2	FB	2226	C
2	FB	2227	A
2	FB	2238	G
2	FB	2239	G
2	FB	2246	G
2	FB	2252	G
2	FB	2269	A
2	FB	2275	C
2	FB	2278	A
2	FB	2279	G
2	FB	2283	C
2	FB	2286	A

*Continued on next page...*



*Continued from previous page...*

<b>Mol</b>	<b>Chain</b>	<b>Res</b>	<b>Type</b>
2	FB	2287	A
2	FB	2288	A
2	FB	2305	A
2	FB	2308	G
2	FB	2309	A
2	FB	2311	A
2	FB	2312	U
2	FB	2316	C
2	FB	2319	G
2	FB	2320	A
2	FB	2321	G
2	FB	2325	G
2	FB	2327	A
2	FB	2334	G
2	FB	2336	A
2	FB	2343	C
2	FB	2347	C
2	FB	2350	C
2	FB	2358	G
2	FB	2379	G
2	FB	2383	G
2	FB	2385	C
2	FB	2396	G
2	FB	2402	C
2	FB	2406	U
2	FB	2413	G
2	FB	2414	G
2	FB	2422	A
2	FB	2425	A
2	FB	2426	A
2	FB	2427	C
2	FB	2429	G
2	FB	2430	A
2	FB	2432	A
2	FB	2434	A
2	FB	2435	A
2	FB	2439	A
2	FB	2440	C
2	FB	2441	C
2	FB	2448	A
2	FB	2458	G
2	FB	2459	A

*Continued on next page...*

*Continued from previous page...*

<b>Mol</b>	<b>Chain</b>	<b>Res</b>	<b>Type</b>
2	FB	2470	G
2	FB	2476	A
2	FB	2484	G
2	FB	2501	C
2	FB	2502	G
2	FB	2504	U
2	FB	2505	G
2	FB	2506	U
2	FB	2513	G
2	FB	2518	A
2	FB	2520	C
2	FB	2522	U
2	FB	2525	G
2	FB	2529	G
2	FB	2554	U
2	FB	2566	A
2	FB	2567	G
2	FB	2571	C
2	FB	2572	A
2	FB	2573	C
2	FB	2582	G
2	FB	2585	U
2	FB	2586	C
2	FB	2596	U
2	FB	2597	G
2	FB	2602	A
2	FB	2603	G
2	FB	2609	U
2	FB	2612	C
2	FB	2615	U
2	FB	2630	G
2	FB	2634	G
2	FB	2641	G
2	FB	2661	G
2	FB	2673	G
2	FB	2689	U
2	FB	2691	C
2	FB	2697	G
2	FB	2698	U
2	FB	2702	U
2	FB	2703	C
2	FB	2712(A)	A

*Continued on next page...*

*Continued from previous page...*

<b>Mol</b>	<b>Chain</b>	<b>Res</b>	<b>Type</b>
2	FB	2713	A
2	FB	2714	G
2	FB	2720	U
2	FB	2726	U
2	FB	2733	A
2	FB	2735	G
2	FB	2748	A
2	FB	2757	A
2	FB	2764	A
2	FB	2765	A
2	FB	2775	A
2	FB	2777	G
2	FB	2778	A
2	FB	2780	G
2	FB	2790	A
2	FB	2791	C
2	FB	2792	G
2	FB	2793	G
2	FB	2794	C
2	FB	2797	U
2	FB	2799	A
2	FB	2801	A
2	FB	2802	G
2	FB	2804	C
2	FB	2807	G
2	FB	2818	G
2	FB	2820	A
2	FB	2821	A
2	FB	2858	C
2	FB	2872	G
2	FB	2876	G
2	FB	2880	C
2	FB	2883	A
2	FB	2894	G
2	FB	2895	U
2	FB	2897	U
3	GB	2	C
3	GB	9	G
3	GB	12	C
3	GB	13	A
3	GB	21	G
3	GB	25	A

*Continued on next page...*

*Continued from previous page...*

<b>Mol</b>	<b>Chain</b>	<b>Res</b>	<b>Type</b>
3	GB	42	C
3	GB	44	G
3	GB	56	G
3	GB	57	A
3	GB	65	C
3	GB	66	A
3	GB	67	G
3	GB	73	A
3	GB	84	C
3	GB	88	C
3	GB	89(B)	A
3	GB	90	C
3	GB	96	G
3	GB	109	G
3	GB	118	G
4	HB	6	G
4	HB	7	G
4	HB	8	4SU
4	HB	9	G
4	HB	12	G
4	HB	14	A
4	HB	16	C
4	HB	17	C
4	HB	18	G
4	HB	19	G
4	HB	20	U
4	HB	22	G
4	HB	27	U
4	HB	28	C
4	HB	35	A
4	HB	37	A
4	HB	40	C
4	HB	47	U
4	HB	48	C
4	HB	49	G
4	HB	51	C
4	HB	56	C
4	HB	65	C
4	HB	71	C
4	HB	73	A
4	HB	76	A
34	LC	14	A

*Continued on next page...*

*Continued from previous page...*

<b>Mol</b>	<b>Chain</b>	<b>Res</b>	<b>Type</b>
34	LC	15	A
34	LC	18	G
34	LC	21	A
34	LC	22	A
4	MC	2	G
4	MC	8	4SU
4	MC	17(A)	U
4	MC	19	G
4	MC	21	A
4	MC	25	C
4	MC	29	G
4	MC	31	G
4	MC	42	G
4	MC	46	G
4	MC	47	U
4	MC	58	A
4	MC	59	A
4	MC	63	G
4	MC	65	C
4	MC	71	C
4	MC	72	A
4	MC	73	A
4	MC	75	C
4	MC	76	A

All (73) RNA pucker outliers are listed below:

<b>Mol</b>	<b>Chain</b>	<b>Res</b>	<b>Type</b>
1	A	115	G
1	A	495	A
1	A	509	A
1	A	687	A
1	A	723	U
1	A	748	C
1	A	842	C
1	A	913	A
1	A	1032(A)	A
1	A	1136	U
1	A	1201	A
1	A	1358	U
1	A	1453	G
2	B	34	C

*Continued on next page...*

*Continued from previous page...*

<b>Mol</b>	<b>Chain</b>	<b>Res</b>	<b>Type</b>
2	B	196	A
2	B	301	G
2	B	507	A
2	B	528	A
2	B	545	G
2	B	645	C
2	B	784	A
2	B	1026	U
2	B	1060	U
2	B	1210	A
2	B	1267	U
2	B	1420	U
2	B	1531	C
2	B	1913	A
2	B	1939	5MU
2	B	1944	U
2	B	1992	G
2	B	2145	C
2	B	2439	A
2	B	2602	A
2	B	2756	U
3	C	65	C
1	EB	115	G
1	EB	495	A
1	EB	509	A
1	EB	687	A
1	EB	723	U
1	EB	748	C
1	EB	842	C
1	EB	913	A
1	EB	1032(A)	A
1	EB	1136	U
1	EB	1201	A
1	EB	1358	U
1	EB	1453	G
2	FB	34	C
2	FB	301	G
2	FB	507	A
2	FB	528	A
2	FB	545	G
2	FB	645	C
2	FB	784	A

*Continued on next page...*

Continued from previous page...

Mol	Chain	Res	Type
2	FB	958	U
2	FB	974(A)	G
2	FB	1026	U
2	FB	1060	U
2	FB	1210	A
2	FB	1267	U
2	FB	1379	A
2	FB	1420	U
2	FB	1531	C
2	FB	1939	5MU
2	FB	1944	U
2	FB	1992	G
2	FB	2145	C
2	FB	2439	A
2	FB	2602	A
2	FB	2756	U
3	GB	65	C

## 5.4 Non-standard residues in protein, DNA, RNA chains [i](#)

64 non-standard protein/DNA/RNA residues are modelled in this entry.

In the following table, the Counts columns list the number of bonds (or angles) for which Mogul statistics could be retrieved, the number of bonds (or angles) that are observed in the model and the number of bonds (or angles) that are defined in the Chemical Component Dictionary. The Link column lists molecule types, if any, to which the group is linked. The Z score for a bond length (or angle) is the number of standard deviations the observed value is removed from the expected value. A bond length (or angle) with  $|Z| > 2$  is considered an outlier worth inspection. RMSZ is the root-mean-square of all Z scores of the bond lengths (or angles).

Mol	Type	Chain	Res	Link	Bond lengths			Bond angles		
					Counts	RMSZ	# Z  > 2	Counts	RMSZ	# Z  > 2
2	4OC	B	1920	2	19,22,24	1.15	1 (5%)	26,31,35	1.12	2 (7%)
2	PSU	B	1911	2	18,21,22	1.64	3 (16%)	22,30,33	1.29	3 (13%)
4	PSU	IA	55	4	18,21,22	1.64	2 (11%)	22,30,33	1.54	4 (18%)
1	UR3	EB	1498	1	19,22,23	1.74	1 (5%)	26,32,35	1.51	4 (15%)
1	PSU	EB	516	1	18,21,22	1.68	3 (16%)	22,30,33	1.42	4 (18%)
1	MA6	EB	1519	1	19,26,27	1.59	3 (15%)	18,38,41	1.22	2 (11%)
2	5MC	FB	1962	2	18,22,23	1.64	3 (16%)	26,32,35	1.20	1 (3%)
46	0TD	UA	92	46	7,9,10	2.25	1 (14%)	6,11,13	1.99	3 (50%)
4	5MC	HB	32	4	18,22,23	1.73	4 (22%)	26,32,35	1.01	2 (7%)

Mol	Type	Chain	Res	Link	Bond lengths			Bond angles		
					Counts	RMSZ	# Z  > 2	Counts	RMSZ	# Z  > 2
1	MA6	EB	1518	1	19,26,27	1.77	3 (15%)	18,38,41	1.69	3 (16%)
4	5MU	D	54	4	19,22,23	2.08	3 (15%)	28,32,35	2.08	7 (25%)
4	4SU	D	8	4	18,21,22	5.59	1 (5%)	26,30,33	0.61	0
1	5MC	A	1407	1	18,22,23	1.51	3 (16%)	26,32,35	1.39	3 (11%)
4	5MC	MC	32	4	18,22,23	1.68	3 (16%)	26,32,35	1.24	3 (11%)
4	PSU	HB	55	4	18,21,22	1.76	2 (11%)	22,30,33	1.55	4 (18%)
4	4SU	MC	8	4	18,21,22	5.60	1 (5%)	26,30,33	0.68	0
2	2MA	FB	2503	56,2	17,25,26	1.34	2 (11%)	17,37,40	1.15	2 (11%)
1	PSU	A	516	1	18,21,22	1.74	3 (16%)	22,30,33	1.48	3 (13%)
1	2MG	A	1207	1	18,26,27	2.37	4 (22%)	16,38,41	1.32	2 (12%)
2	2MA	B	2503	2	17,25,26	1.32	2 (11%)	17,37,40	1.21	2 (11%)
2	PSU	B	2605	2	18,21,22	1.75	3 (16%)	22,30,33	1.70	4 (18%)
2	5MC	B	1942	2	18,22,23	1.56	3 (16%)	26,32,35	1.48	3 (11%)
1	7MG	A	527	1	22,26,27	3.26	7 (31%)	29,39,42	2.12	7 (24%)
1	UR3	A	1498	1	19,22,23	1.79	1 (5%)	26,32,35	1.64	4 (15%)
2	2MU	B	2552	2	19,22,24	2.59	5 (26%)	26,31,36	2.25	6 (23%)
4	4SU	IA	8	4	18,21,22	5.59	1 (5%)	26,30,33	0.65	0
4	5MC	D	32	4	18,22,23	1.70	3 (16%)	26,32,35	0.97	2 (7%)
1	5MC	A	1400	1	18,22,23	1.67	4 (22%)	26,32,35	1.10	4 (15%)
1	5MC	EB	1407	1	18,22,23	1.58	3 (16%)	26,32,35	1.36	2 (7%)
2	5MU	FB	1915	2	19,22,23	2.11	3 (15%)	28,32,35	1.99	7 (25%)
4	PSU	MC	55	4	18,21,22	1.59	3 (16%)	22,30,33	1.54	3 (13%)
1	MA6	A	1519	1	19,26,27	1.72	3 (15%)	18,38,41	1.23	2 (11%)
4	4SU	HB	8	4	18,21,22	5.59	1 (5%)	26,30,33	0.60	0
4	5MU	IA	54	4	19,22,23	2.06	3 (15%)	28,32,35	2.13	8 (28%)
2	OMG	FB	2251	4,2	18,26,27	2.25	3 (16%)	19,38,41	1.35	5 (26%)
4	5MU	MC	54	4	19,22,23	2.12	3 (15%)	28,32,35	1.97	8 (28%)
2	5MC	B	1962	2	18,22,23	1.51	3 (16%)	26,32,35	1.52	4 (15%)
1	5MC	EB	1400	1	18,22,23	1.66	3 (16%)	26,32,35	1.04	3 (11%)
1	M2G	EB	966	1	20,27,28	2.56	3 (15%)	22,40,43	1.18	3 (13%)
2	4OC	FB	1920	2	19,22,24	1.13	1 (5%)	26,31,35	1.21	4 (15%)
1	5MC	EB	967	1	18,22,23	1.62	3 (16%)	26,32,35	1.11	2 (7%)
46	0TD	YC	92	46	7,9,10	1.75	1 (14%)	6,11,13	2.01	2 (33%)
2	5MU	B	1939	2	19,22,23	2.13	4 (21%)	28,32,35	2.47	9 (32%)
2	OMG	B	2251	2	18,26,27	2.19	2 (11%)	19,38,41	1.40	4 (21%)



Mol	Type	Chain	Res	Link	Bond lengths			Bond angles		
					Counts	RMSZ	# Z  > 2	Counts	RMSZ	# Z  > 2
1	4OC	A	1402	1	20,23,24	0.97	1 (5%)	26,32,35	1.17	2 (7%)
1	7MG	EB	527	1	22,26,27	3.39	7 (31%)	29,39,42	2.21	7 (24%)
2	5MC	FB	1942	56,2	18,22,23	1.57	3 (16%)	26,32,35	1.22	2 (7%)
1	5MC	EB	1404	1	18,22,23	1.56	3 (16%)	26,32,35	1.40	4 (15%)
4	5MU	HB	54	4	19,22,23	2.03	3 (15%)	28,32,35	2.10	8 (28%)
1	4OC	EB	1402	1	20,23,24	0.97	2 (10%)	26,32,35	1.21	2 (7%)
2	5MU	B	1915	56,2	19,22,23	2.04	3 (15%)	28,32,35	2.38	8 (28%)
2	PSU	FB	2605	2	18,21,22	1.57	3 (16%)	22,30,33	1.80	5 (22%)
2	2MU	FB	2552	2	19,22,24	2.49	5 (26%)	26,31,36	1.99	8 (30%)
2	PSU	FB	1911	2	18,21,22	1.70	3 (16%)	22,30,33	1.75	4 (18%)
2	5MU	FB	1939	2	19,22,23	2.10	3 (15%)	28,32,35	2.65	9 (32%)
4	PSU	D	55	4	18,21,22	1.72	2 (11%)	22,30,33	1.48	4 (18%)
1	M2G	A	966	1	20,27,28	2.55	3 (15%)	22,40,43	1.35	3 (13%)
2	PSU	FB	1917	2	18,21,22	1.75	3 (16%)	22,30,33	1.78	6 (27%)
1	5MC	A	967	1	18,22,23	1.56	3 (16%)	26,32,35	1.13	2 (7%)
1	5MC	A	1404	1	18,22,23	1.60	3 (16%)	26,32,35	1.40	3 (11%)
4	5MC	IA	32	4	18,22,23	1.67	4 (22%)	26,32,35	1.14	2 (7%)
1	2MG	EB	1207	1,56	18,26,27	2.41	4 (22%)	16,38,41	1.37	3 (18%)
2	PSU	B	1917	2	18,21,22	1.42	3 (16%)	22,30,33	1.77	5 (22%)
1	MA6	A	1518	1	19,26,27	1.69	3 (15%)	18,38,41	1.57	2 (11%)

In the following table, the Chirals column lists the number of chiral outliers, the number of chiral centers analysed, the number of these observed in the model and the number defined in the Chemical Component Dictionary. Similar counts are reported in the Torsion and Rings columns. '-' means no outliers of that kind were identified.

Mol	Type	Chain	Res	Link	Chirals	Torsions	Rings
2	4OC	B	1920	2	-	2/9/27/30	0/2/2/2
2	PSU	B	1911	2	-	2/7/25/26	0/2/2/2
4	PSU	IA	55	4	-	2/7/25/26	0/2/2/2
1	UR3	EB	1498	1	-	2/7/25/26	0/2/2/2
1	PSU	EB	516	1	-	2/7/25/26	0/2/2/2
1	MA6	EB	1519	1	-	6/7/29/30	0/3/3/3
2	5MC	FB	1962	2	-	1/7/25/26	0/2/2/2
46	0TD	UA	92	46	-	2/7/12/14	-
4	5MC	HB	32	4	-	0/7/25/26	0/2/2/2

Continued on next page...

*Continued from previous page...*

Mol	Type	Chain	Res	Link	Chirals	Torsions	Rings
1	MA6	EB	1518	1	-	5/7/29/30	0/3/3/3
4	5MU	D	54	4	-	0/7/25/26	0/2/2/2
4	4SU	D	8	4	-	0/7/25/26	0/2/2/2
1	5MC	A	1407	1	-	0/7/25/26	0/2/2/2
4	5MC	MC	32	4	-	0/7/25/26	0/2/2/2
4	PSU	HB	55	4	-	1/7/25/26	0/2/2/2
4	4SU	MC	8	4	-	0/7/25/26	0/2/2/2
2	2MA	FB	2503	56,2	-	1/3/25/26	0/3/3/3
1	PSU	A	516	1	-	2/7/25/26	0/2/2/2
1	2MG	A	1207	1	-	3/5/27/28	0/3/3/3
2	2MA	B	2503	2	-	1/3/25/26	0/3/3/3
2	PSU	B	2605	2	-	0/7/25/26	0/2/2/2
2	5MC	B	1942	2	-	0/7/25/26	0/2/2/2
1	7MG	A	527	1	-	3/7/37/38	0/3/3/3
1	UR3	A	1498	1	-	2/7/25/26	0/2/2/2
2	2MU	B	2552	2	-	1/9/27/28	0/2/2/2
4	4SU	IA	8	4	-	0/7/25/26	0/2/2/2
4	5MC	D	32	4	-	0/7/25/26	0/2/2/2
1	5MC	A	1400	1	-	0/7/25/26	0/2/2/2
1	5MC	EB	1407	1	-	0/7/25/26	0/2/2/2
2	5MU	FB	1915	2	-	0/7/25/26	0/2/2/2
4	PSU	MC	55	4	-	2/7/25/26	0/2/2/2
1	MA6	A	1519	1	-	6/7/29/30	0/3/3/3
4	4SU	HB	8	4	-	0/7/25/26	0/2/2/2
4	5MU	IA	54	4	-	0/7/25/26	0/2/2/2
2	OMG	FB	2251	4,2	-	2/5/27/28	0/3/3/3
4	5MU	MC	54	4	-	0/7/25/26	0/2/2/2
2	5MC	B	1962	2	-	2/7/25/26	0/2/2/2
1	5MC	EB	1400	1	-	0/7/25/26	0/2/2/2
1	M2G	EB	966	1	-	1/7/29/30	0/3/3/3
2	4OC	FB	1920	2	-	2/9/27/30	0/2/2/2
1	5MC	EB	967	1	-	0/7/25/26	0/2/2/2
46	0TD	YC	92	46	-	4/7/12/14	-
2	5MU	B	1939	2	-	0/7/25/26	0/2/2/2
2	OMG	B	2251	2	-	3/5/27/28	0/3/3/3
1	4OC	A	1402	1	-	2/9/29/30	0/2/2/2
1	7MG	EB	527	1	-	3/7/37/38	0/3/3/3
2	5MC	FB	1942	56,2	-	0/7/25/26	0/2/2/2
1	5MC	EB	1404	1	-	0/7/25/26	0/2/2/2

*Continued on next page...*

Continued from previous page...

Mol	Type	Chain	Res	Link	Chirals	Torsions	Rings
4	5MU	HB	54	4	-	0/7/25/26	0/2/2/2
1	4OC	EB	1402	1	-	2/9/29/30	0/2/2/2
2	5MU	B	1915	56,2	-	0/7/25/26	0/2/2/2
2	PSU	FB	2605	2	-	0/7/25/26	0/2/2/2
2	2MU	FB	2552	2	-	1/9/27/28	0/2/2/2
2	PSU	FB	1911	2	-	2/7/25/26	0/2/2/2
2	5MU	FB	1939	2	-	0/7/25/26	0/2/2/2
4	PSU	D	55	4	-	1/7/25/26	0/2/2/2
1	M2G	A	966	1	-	1/7/29/30	0/3/3/3
2	PSU	FB	1917	2	-	2/7/25/26	0/2/2/2
1	5MC	A	967	1	-	0/7/25/26	0/2/2/2
1	5MC	A	1404	1	-	0/7/25/26	0/2/2/2
4	5MC	IA	32	4	-	0/7/25/26	0/2/2/2
1	2MG	EB	1207	1,56	-	4/5/27/28	0/3/3/3
2	PSU	B	1917	2	-	2/7/25/26	0/2/2/2
1	MA6	A	1518	1	-	5/7/29/30	0/3/3/3

All (181) bond length outliers are listed below:

Mol	Chain	Res	Type	Atoms	Z	Observed(Å)	Ideal(Å)
4	MC	8	4SU	C4-S4	-23.69	1.23	1.68
4	HB	8	4SU	C4-S4	-23.66	1.23	1.68
4	IA	8	4SU	C4-S4	-23.65	1.23	1.68
4	D	8	4SU	C4-S4	-23.64	1.23	1.68
1	EB	527	7MG	O6-C6	10.00	1.42	1.23
1	A	527	7MG	O6-C6	9.74	1.42	1.23
1	EB	1207	2MG	O6-C6	8.68	1.40	1.23
1	A	1207	2MG	O6-C6	8.45	1.40	1.23
2	B	2552	2MU	O4-C4	8.27	1.40	1.24
1	EB	966	M2G	O6-C6	8.21	1.40	1.23
1	A	966	M2G	O6-C6	8.14	1.39	1.23
1	EB	527	7MG	C5-N7	7.89	1.44	1.35
2	FB	2552	2MU	O4-C4	7.76	1.39	1.24
2	B	2251	OMG	O6-C6	7.62	1.38	1.23
2	FB	2251	OMG	O6-C6	7.43	1.38	1.23
1	A	527	7MG	C5-N7	7.38	1.44	1.35
1	A	1498	UR3	O4-C4	6.84	1.38	1.23
1	EB	1498	UR3	O4-C4	6.74	1.38	1.23
4	MC	54	5MU	O4-C4	6.30	1.35	1.23
4	D	54	5MU	O4-C4	6.30	1.35	1.23
2	FB	1939	5MU	C4-C5	-6.23	1.34	1.44

Continued on next page...

*Continued from previous page...*

Mol	Chain	Res	Type	Atoms	Z	Observed(Å)	Ideal(Å)
2	B	1939	5MU	O4-C4	6.22	1.35	1.23
4	IA	54	5MU	O4-C4	6.11	1.35	1.23
4	HB	54	5MU	O4-C4	5.98	1.35	1.23
2	FB	1915	5MU	O4-C4	5.95	1.34	1.23
2	FB	1915	5MU	C4-C5	-5.87	1.35	1.44
1	EB	527	7MG	C8-N9	-5.81	1.42	1.46
2	B	1915	5MU	C4-C5	-5.72	1.35	1.44
2	B	1915	5MU	O4-C4	5.67	1.34	1.23
4	IA	54	5MU	C4-C5	-5.63	1.35	1.44
4	MC	54	5MU	C4-C5	-5.63	1.35	1.44
2	FB	1939	5MU	O4-C4	5.61	1.34	1.23
4	HB	55	PSU	C6-C5	5.56	1.41	1.35
2	B	1939	5MU	C4-C5	-5.50	1.35	1.44
2	FB	1911	PSU	C6-C5	5.45	1.41	1.35
2	FB	1917	PSU	C6-C5	5.40	1.41	1.35
4	D	55	PSU	C6-C5	5.39	1.41	1.35
4	D	54	5MU	C4-C5	-5.34	1.35	1.44
4	HB	54	5MU	C4-C5	-5.31	1.36	1.44
1	A	966	M2G	C2-N3	5.29	1.37	1.30
4	IA	55	PSU	C6-C5	5.27	1.41	1.35
2	B	2605	PSU	C6-C5	5.21	1.41	1.35
4	MC	55	PSU	C6-C5	5.13	1.41	1.35
1	A	516	PSU	C6-C5	5.12	1.41	1.35
1	A	1518	MA6	C4-N3	5.10	1.42	1.35
1	EB	966	M2G	C2-N2	5.09	1.44	1.35
46	UA	92	0TD	CB-SB	-5.07	1.77	1.82
1	EB	1518	MA6	C4-N3	5.04	1.42	1.35
2	FB	2605	PSU	C6-C5	5.01	1.41	1.35
1	A	527	7MG	C8-N9	-5.00	1.43	1.46
1	A	527	7MG	C4-N9	4.98	1.43	1.37
1	EB	516	PSU	C6-C5	4.97	1.41	1.35
2	B	1911	PSU	C6-C5	4.96	1.41	1.35
1	EB	966	M2G	C2-N3	4.89	1.36	1.30
1	A	966	M2G	C2-N2	4.84	1.44	1.35
1	A	1519	MA6	C4-N3	4.77	1.42	1.35
1	EB	527	7MG	C4-N9	4.75	1.43	1.37
2	B	2552	2MU	C3'-C2'	-4.74	1.42	1.52
1	EB	1519	MA6	C4-N3	4.63	1.42	1.35
2	FB	2552	2MU	C3'-C2'	-4.51	1.42	1.52
4	HB	32	5MC	C6-C5	4.48	1.42	1.34
2	B	1917	PSU	C6-C5	4.29	1.40	1.35
4	IA	32	5MC	C6-C5	4.25	1.41	1.34

*Continued on next page...*

*Continued from previous page...*

Mol	Chain	Res	Type	Atoms	Z	Observed(Å)	Ideal(Å)
4	D	32	5MC	C6-C5	4.24	1.41	1.34
1	A	1400	5MC	C4-N4	4.22	1.45	1.34
4	MC	32	5MC	C6-C5	4.19	1.41	1.34
2	B	2503	2MA	C8-N7	4.19	1.42	1.35
2	FB	2503	2MA	C8-N7	4.17	1.42	1.35
2	FB	1962	5MC	C4-N4	4.17	1.44	1.34
4	HB	32	5MC	C4-N4	4.14	1.44	1.34
4	D	32	5MC	C4-N4	4.11	1.44	1.34
4	MC	32	5MC	C4-N4	4.07	1.44	1.34
1	EB	1400	5MC	C6-C5	4.06	1.41	1.34
1	A	1404	5MC	C4-N4	4.05	1.44	1.34
4	IA	32	5MC	C4-N4	4.01	1.44	1.34
1	EB	967	5MC	C4-N4	3.99	1.44	1.34
1	EB	1407	5MC	C4-N4	3.98	1.44	1.34
2	FB	1942	5MC	C4-N4	3.96	1.44	1.34
1	A	967	5MC	C4-N4	3.95	1.44	1.34
1	A	1519	MA6	C6-N1	3.93	1.38	1.33
1	EB	1400	5MC	C4-N4	3.92	1.44	1.34
1	EB	1518	MA6	C6-N1	3.90	1.38	1.33
1	EB	1407	5MC	C6-N1	-3.83	1.31	1.38
2	B	1942	5MC	C6-N1	-3.81	1.31	1.38
46	YC	92	0TD	CB-SB	-3.72	1.78	1.82
1	A	967	5MC	C6-N1	-3.72	1.31	1.38
2	FB	1942	5MC	C6-N1	-3.71	1.31	1.38
1	A	1407	5MC	C6-N1	-3.71	1.31	1.38
1	EB	1404	5MC	C6-N1	-3.68	1.31	1.38
2	FB	1920	4OC	C4-N4	3.65	1.42	1.33
1	A	1400	5MC	C6-C5	3.63	1.40	1.34
2	B	1942	5MC	C4-N4	3.59	1.43	1.34
1	EB	1404	5MC	C4-N4	3.59	1.43	1.34
2	B	1920	4OC	C4-N4	3.59	1.42	1.33
1	EB	967	5MC	C6-N1	-3.57	1.32	1.38
1	EB	967	5MC	C6-C5	3.56	1.40	1.34
1	A	1404	5MC	C6-C5	3.54	1.40	1.34
2	B	1962	5MC	C6-C5	3.53	1.40	1.34
2	FB	1962	5MC	C6-N1	-3.53	1.32	1.38
1	A	1518	MA6	C6-N1	3.52	1.38	1.33
2	B	1942	5MC	C6-C5	3.51	1.40	1.34
1	A	527	7MG	C6-N1	-3.51	1.32	1.38
2	B	1962	5MC	C4-N4	3.50	1.43	1.34
1	A	1407	5MC	C4-N4	3.49	1.43	1.34
2	FB	2251	OMG	C2-N2	3.48	1.42	1.34

*Continued on next page...*

*Continued from previous page...*

Mol	Chain	Res	Type	Atoms	Z	Observed(Å)	Ideal(Å)
2	B	1962	5MC	C6-N1	-3.42	1.32	1.38
1	A	1207	2MG	C2-N2	3.40	1.40	1.33
1	EB	1207	2MG	C2-N2	3.37	1.40	1.33
1	EB	1404	5MC	C6-C5	3.36	1.40	1.34
2	B	2251	OMG	C2-N2	3.33	1.42	1.34
1	A	1400	5MC	C6-N1	-3.31	1.32	1.38
2	FB	1962	5MC	C6-C5	3.31	1.40	1.34
1	EB	527	7MG	C6-N1	-3.25	1.32	1.38
1	A	516	PSU	C6-N1	3.23	1.41	1.36
1	EB	1518	MA6	C2-N1	3.21	1.39	1.33
2	B	2605	PSU	C6-N1	3.21	1.41	1.36
4	MC	32	5MC	C6-N1	-3.19	1.32	1.38
1	EB	1400	5MC	C6-N1	-3.18	1.32	1.38
1	A	1404	5MC	C6-N1	-3.17	1.32	1.38
1	EB	1519	MA6	C6-N1	3.17	1.37	1.33
1	A	1407	5MC	C6-C5	3.16	1.39	1.34
1	EB	527	7MG	C2-N2	3.15	1.41	1.34
1	A	1519	MA6	C2-N1	3.15	1.39	1.33
1	EB	516	PSU	C6-N1	3.12	1.41	1.36
1	A	967	5MC	C6-C5	3.10	1.39	1.34
2	FB	1915	5MU	C6-C5	3.10	1.39	1.34
2	FB	1942	5MC	C6-C5	3.09	1.39	1.34
4	D	32	5MC	C6-N1	-3.02	1.32	1.38
1	A	527	7MG	C2-N2	2.98	1.41	1.34
2	FB	1917	PSU	C6-N1	2.97	1.41	1.36
1	EB	1407	5MC	C6-C5	2.97	1.39	1.34
1	EB	527	7MG	C2-N3	2.96	1.40	1.33
4	D	55	PSU	C6-N1	2.95	1.41	1.36
1	EB	1519	MA6	C2-N1	2.91	1.39	1.33
4	IA	32	5MC	C6-N1	-2.87	1.33	1.38
4	HB	55	PSU	C6-N1	2.85	1.41	1.36
4	HB	32	5MC	C6-N1	-2.78	1.33	1.38
1	A	1518	MA6	C2-N1	2.77	1.39	1.33
2	FB	1939	5MU	C6-C5	2.74	1.39	1.34
2	B	1911	PSU	C6-N1	2.73	1.40	1.36
1	A	1402	4OC	C4-N4	2.73	1.41	1.35
4	HB	54	5MU	C6-C5	2.71	1.39	1.34
2	FB	2251	OMG	C6-N1	-2.71	1.33	1.37
1	A	527	7MG	C2-N3	2.70	1.39	1.33
2	FB	1911	PSU	C6-N1	2.70	1.40	1.36
2	FB	2605	PSU	C6-N1	2.67	1.40	1.36
2	FB	2552	2MU	C4-N3	-2.63	1.33	1.38

*Continued on next page...*

*Continued from previous page...*

Mol	Chain	Res	Type	Atoms	Z	Observed(Å)	Ideal(Å)
1	EB	1402	4OC	C4-N4	2.60	1.41	1.35
2	B	2552	2MU	O3'-C3'	-2.59	1.36	1.43
2	FB	2503	2MA	C6-N6	2.58	1.39	1.28
4	IA	55	PSU	C6-N1	2.56	1.40	1.36
4	MC	55	PSU	C6-N1	2.56	1.40	1.36
4	D	54	5MU	C6-C5	2.51	1.38	1.34
2	B	1915	5MU	C6-C5	2.50	1.38	1.34
2	B	2605	PSU	C1'-C5	2.49	1.55	1.50
2	B	2503	2MA	C6-N6	2.49	1.38	1.28
4	MC	54	5MU	C6-C5	2.45	1.38	1.34
1	A	1207	2MG	C5-C6	-2.43	1.42	1.47
2	B	2552	2MU	C2'-C1'	-2.33	1.47	1.53
1	EB	1207	2MG	C5-C6	-2.33	1.42	1.47
2	B	2552	2MU	C4-N3	-2.30	1.34	1.38
1	A	1207	2MG	C2-N1	-2.28	1.33	1.36
2	FB	1911	PSU	C1'-C5	2.28	1.55	1.50
2	B	1917	PSU	C6-N1	2.26	1.40	1.36
2	B	1939	5MU	C6-C5	2.23	1.38	1.34
1	A	516	PSU	C1'-C5	2.21	1.55	1.50
4	IA	54	5MU	C6-C5	2.20	1.38	1.34
1	EB	516	PSU	C1'-C5	2.18	1.55	1.50
2	B	1939	5MU	C2-N3	-2.15	1.34	1.38
1	EB	1402	4OC	C4-N3	2.12	1.36	1.32
2	FB	2605	PSU	C1'-C5	2.11	1.55	1.50
2	B	1917	PSU	O4'-C1'	-2.11	1.40	1.43
2	B	1911	PSU	C1'-C5	2.10	1.55	1.50
4	MC	55	PSU	C1'-C5	2.09	1.55	1.50
4	IA	32	5MC	C4-N3	2.08	1.37	1.34
2	FB	2552	2MU	C5-C4	-2.07	1.39	1.43
1	EB	1207	2MG	C2-N1	-2.05	1.33	1.36
4	HB	32	5MC	C4-N3	2.04	1.37	1.34
1	A	1400	5MC	C4-N3	2.03	1.37	1.34
2	FB	2552	2MU	O3'-C3'	-2.02	1.38	1.43
2	FB	1917	PSU	C2-N1	2.00	1.39	1.36

All (239) bond angle outliers are listed below:

Mol	Chain	Res	Type	Atoms	Z	Observed(°)	Ideal(°)
2	B	1915	5MU	C5-C4-N3	6.37	120.75	115.31
2	FB	1939	5MU	C4-N3-C2	-6.26	119.25	127.35
2	B	1939	5MU	C4-N3-C2	-6.22	119.30	127.35
2	B	1915	5MU	C4-N3-C2	-5.82	119.81	127.35

*Continued on next page...*



*Continued from previous page...*

Mol	Chain	Res	Type	Atoms	Z	Observed(°)	Ideal(°)
2	B	1939	5MU	N3-C2-N1	5.75	122.52	114.89
2	B	2552	2MU	C4-N3-C2	-5.73	119.03	126.58
2	FB	1939	5MU	N3-C2-N1	5.64	122.38	114.89
2	B	1939	5MU	C5-C4-N3	5.60	120.09	115.31
1	EB	527	7MG	N9-C4-N3	5.47	133.65	125.47
4	IA	54	5MU	C5-C4-N3	5.35	119.88	115.31
1	EB	527	7MG	C5-C6-N1	5.35	120.41	110.99
2	FB	1939	5MU	C6-C5-C4	5.23	122.40	118.03
2	B	1942	5MC	C5-C6-N1	-5.22	117.97	123.34
1	EB	527	7MG	C2-N3-C4	5.19	121.55	112.30
1	A	527	7MG	C5-C6-N1	5.15	120.06	110.99
4	HB	54	5MU	C4-N3-C2	-5.13	120.71	127.35
4	D	54	5MU	C4-N3-C2	-5.08	120.78	127.35
4	HB	54	5MU	C5-C4-N3	5.08	119.65	115.31
4	IA	54	5MU	C4-N3-C2	-5.06	120.80	127.35
2	B	2552	2MU	N3-C2-N1	5.03	121.57	114.89
1	A	527	7MG	N9-C4-N3	5.01	132.95	125.47
2	B	1915	5MU	O4-C4-C5	-4.87	119.26	124.90
2	FB	2605	PSU	C4-N3-C2	-4.79	119.43	126.34
1	EB	1518	MA6	N1-C6-N6	4.79	122.10	117.06
1	A	1407	5MC	C5-C6-N1	-4.79	118.41	123.34
1	A	527	7MG	C2-N3-C4	4.79	120.83	112.30
2	FB	1939	5MU	C5-C6-N1	-4.79	118.42	123.34
4	D	54	5MU	C5-C4-N3	4.75	119.36	115.31
2	B	2605	PSU	C4-N3-C2	-4.71	119.55	126.34
2	B	1915	5MU	N3-C2-N1	4.70	121.13	114.89
1	EB	527	7MG	C5-C4-N3	-4.67	119.23	128.13
2	FB	2552	2MU	C4-N3-C2	-4.67	120.42	126.58
2	FB	1915	5MU	O4-C4-C5	-4.62	119.55	124.90
1	A	1498	UR3	C4-N3-C2	-4.62	120.22	124.56
4	MC	54	5MU	C4-N3-C2	-4.60	121.39	127.35
1	A	527	7MG	C5-C4-N3	-4.60	119.36	128.13
1	EB	1404	5MC	C5-C6-N1	-4.58	118.63	123.34
4	MC	54	5MU	C5-C4-N3	4.56	119.21	115.31
1	A	1404	5MC	C5-C6-N1	-4.49	118.72	123.34
2	FB	1939	5MU	C5-C4-N3	4.49	119.14	115.31
4	IA	54	5MU	O4-C4-C5	-4.46	119.73	124.90
4	MC	54	5MU	O4-C4-C5	-4.40	119.80	124.90
2	FB	1915	5MU	C4-N3-C2	-4.38	121.68	127.35
2	FB	1915	5MU	C5-C4-N3	4.36	119.03	115.31
1	EB	1407	5MC	C5-C6-N1	-4.36	118.85	123.34
2	B	1962	5MC	C5-C6-N1	-4.30	118.92	123.34

*Continued on next page...*



*Continued from previous page...*

Mol	Chain	Res	Type	Atoms	Z	Observed(°)	Ideal(°)
2	FB	2605	PSU	N1-C2-N3	4.29	119.99	115.13
2	B	1917	PSU	N1-C2-N3	4.26	119.96	115.13
2	FB	1911	PSU	O2-C2-N1	-4.23	118.13	122.79
1	EB	1518	MA6	N3-C2-N1	-4.21	122.10	128.68
1	A	1518	MA6	N3-C2-N1	-4.20	122.11	128.68
4	HB	54	5MU	N3-C2-N1	4.20	120.46	114.89
2	FB	1939	5MU	O4-C4-C5	-4.20	120.04	124.90
2	FB	1917	PSU	C4-N3-C2	-4.18	120.32	126.34
2	B	1917	PSU	C4-N3-C2	-4.16	120.34	126.34
4	D	54	5MU	N3-C2-N1	4.15	120.40	114.89
2	FB	1917	PSU	N1-C2-N3	4.09	119.77	115.13
1	A	1519	MA6	N3-C2-N1	-4.08	122.30	128.68
2	FB	1942	5MC	C5-C6-N1	-4.08	119.14	123.34
1	EB	1498	UR3	C4-N3-C2	-4.07	120.73	124.56
2	FB	1911	PSU	N1-C2-N3	4.04	119.70	115.13
4	IA	54	5MU	N3-C2-N1	4.00	120.20	114.89
1	A	1518	MA6	N1-C6-N6	3.97	121.24	117.06
2	B	2552	2MU	C2'-C1'-N1	-3.94	106.57	114.22
2	B	1939	5MU	C5-C6-N1	-3.93	119.30	123.34
1	A	1498	UR3	C6-N1-C2	-3.92	118.28	121.79
4	MC	54	5MU	N3-C2-N1	3.82	119.96	114.89
4	HB	55	PSU	N1-C2-N3	3.80	119.44	115.13
1	A	516	PSU	C4-N3-C2	-3.79	120.88	126.34
4	D	54	5MU	O4-C4-C5	-3.79	120.51	124.90
2	FB	1939	5MU	O2-C2-N1	-3.77	117.78	122.79
4	IA	55	PSU	N1-C2-N3	3.74	119.37	115.13
46	YC	92	0TD	OD2-CG-CB	3.74	121.22	113.15
1	EB	1519	MA6	N3-C2-N1	-3.72	122.86	128.68
1	EB	967	5MC	C5-C6-N1	-3.70	119.53	123.34
2	FB	2552	2MU	C5-C4-N3	3.70	120.37	114.84
1	A	1498	UR3	C1'-N1-C2	3.69	123.21	116.99
1	A	967	5MC	C5-C6-N1	-3.68	119.56	123.34
2	B	2552	2MU	C5-C4-N3	3.66	120.32	114.84
4	HB	54	5MU	O4-C4-C5	-3.65	120.67	124.90
4	D	55	PSU	N1-C2-N3	3.63	119.24	115.13
2	FB	1915	5MU	N3-C2-N1	3.63	119.71	114.89
4	MC	55	PSU	N1-C2-N3	3.62	119.23	115.13
2	FB	1911	PSU	C4-N3-C2	-3.59	121.16	126.34
4	MC	55	PSU	C4-N3-C2	-3.58	121.18	126.34
4	D	54	5MU	C5-C6-N1	-3.55	119.68	123.34
2	B	2503	2MA	C5-C6-N1	3.52	120.09	114.02
2	FB	2552	2MU	C2'-C1'-N1	-3.51	107.40	114.22

*Continued on next page...*

*Continued from previous page...*

Mol	Chain	Res	Type	Atoms	Z	Observed(°)	Ideal(°)
1	EB	1207	2MG	C8-N7-C5	3.49	109.63	102.99
1	EB	516	PSU	C4-N3-C2	-3.47	121.33	126.34
1	EB	1498	UR3	C6-N1-C2	-3.47	118.68	121.79
1	A	1404	5MC	CM5-C5-C6	-3.45	118.24	122.85
2	FB	1962	5MC	C5-C6-N1	-3.41	119.83	123.34
4	D	55	PSU	C4-N3-C2	-3.40	121.44	126.34
4	IA	55	PSU	C4-N3-C2	-3.40	121.44	126.34
46	UA	92	0TD	OD2-CG-CB	3.39	120.46	113.15
4	HB	54	5MU	C5-C6-N1	-3.37	119.87	123.34
1	EB	1407	5MC	CM5-C5-C6	-3.35	118.37	122.85
2	FB	2552	2MU	N3-C2-N1	3.35	119.34	114.89
4	IA	32	5MC	C5-C6-N1	-3.35	119.89	123.34
2	B	2605	PSU	N1-C2-N3	3.33	118.90	115.13
1	EB	1498	UR3	C1'-N1-C2	3.32	122.60	116.99
1	A	966	M2G	C5-C6-N1	3.32	119.81	113.95
4	HB	55	PSU	C4-N3-C2	-3.29	121.59	126.34
2	FB	1915	5MU	C5-C6-N1	-3.29	119.95	123.34
4	MC	32	5MC	C5-C6-N1	-3.28	119.96	123.34
2	B	1915	5MU	C5-C6-N1	-3.28	119.97	123.34
1	EB	1402	4OC	CM4-N4-C4	-3.25	116.10	122.45
4	HB	55	PSU	O2-C2-N1	-3.21	119.26	122.79
2	FB	1915	5MU	C6-C5-C4	3.15	120.67	118.03
2	FB	2503	2MA	C5-C6-N1	3.13	119.43	114.02
1	EB	1404	5MC	CM5-C5-C6	-3.12	118.68	122.85
1	A	516	PSU	N1-C2-N3	3.08	118.61	115.13
2	B	2251	OMG	C5-C6-N1	3.00	119.26	113.95
2	B	1911	PSU	C4-N3-C2	-2.99	122.03	126.34
1	A	1207	2MG	C5-C6-N1	2.99	119.22	113.95
2	FB	1917	PSU	C6-C5-C4	2.98	120.28	118.20
1	EB	1498	UR3	C3U-N3-C2	2.97	122.51	117.31
1	EB	527	7MG	O6-C6-C5	-2.97	120.26	127.54
1	A	1407	5MC	CM5-C5-C6	-2.96	118.89	122.85
4	D	32	5MC	C5-C6-N1	-2.95	120.30	123.34
1	EB	966	M2G	C8-N7-C5	2.95	108.61	102.99
1	A	1207	2MG	C8-N7-C5	2.94	108.59	102.99
4	IA	55	PSU	O2-C2-N1	-2.92	119.57	122.79
2	B	1939	5MU	C6-N1-C2	-2.91	118.35	121.30
4	IA	54	5MU	C5-C6-N1	-2.91	120.34	123.34
2	FB	2552	2MU	O2'-C2'-C1'	2.91	114.75	109.08
2	B	2552	2MU	C6'-O2'-C2'	2.90	122.13	114.52
2	B	1939	5MU	C6-C5-C4	2.89	120.44	118.03
1	A	1402	4OC	C6-C5-C4	2.86	120.45	116.96

*Continued on next page...*

*Continued from previous page...*

Mol	Chain	Res	Type	Atoms	Z	Observed(°)	Ideal(°)
2	FB	1939	5MU	C6-N1-C2	-2.85	118.41	121.30
1	A	527	7MG	O6-C6-C5	-2.85	120.55	127.54
1	A	966	M2G	C8-N7-C5	2.84	108.39	102.99
2	B	1920	4OC	CM2-O2'-C2'	2.83	121.94	114.52
2	B	1915	5MU	C6-N1-C2	-2.81	118.45	121.30
2	B	1917	PSU	O2-C2-N1	-2.81	119.70	122.79
4	HB	32	5MC	C5-C6-N1	-2.80	120.46	123.34
2	B	2605	PSU	C5-C6-N1	-2.79	117.93	122.11
2	B	1962	5MC	C4-N3-C2	-2.77	116.95	120.69
4	D	54	5MU	C6-C5-C4	2.75	120.33	118.03
4	MC	55	PSU	O2-C2-N1	-2.75	119.76	122.79
1	EB	516	PSU	N1-C2-N3	2.75	118.25	115.13
4	D	55	PSU	O2-C2-N1	-2.74	119.78	122.79
2	B	1962	5MC	C5-C4-N4	-2.73	117.39	121.48
46	YC	92	0TD	OD2-CG-OD1	-2.73	117.89	124.09
2	FB	1911	PSU	C6-N1-C2	-2.72	119.91	122.68
2	B	2251	OMG	CM2-O2'-C2'	2.72	121.65	114.52
2	FB	2251	OMG	C5-C6-N1	2.71	118.74	113.95
1	A	1402	4OC	CM4-N4-C4	-2.71	117.16	122.45
2	FB	2251	OMG	C8-N7-C5	2.69	108.12	102.99
1	A	966	M2G	C2-N1-C6	-2.69	119.24	123.71
2	FB	1920	4OC	O2-C2-N3	-2.68	117.97	122.33
1	EB	966	M2G	C5-C6-N1	2.68	118.68	113.95
2	B	1939	5MU	C5M-C5-C6	-2.66	119.30	122.85
4	MC	32	5MC	C5-C4-N3	-2.66	118.81	121.67
2	B	2251	OMG	C8-N7-C5	2.61	107.97	102.99
46	UA	92	0TD	OD2-CG-OD1	-2.61	118.16	124.09
1	EB	1207	2MG	C5-C6-N1	2.61	118.56	113.95
2	FB	2251	OMG	CM2-O2'-C2'	2.60	121.36	114.52
2	FB	2251	OMG	C2-N1-C6	-2.59	120.32	125.10
4	MC	54	5MU	C5-C6-N1	-2.59	120.67	123.34
2	FB	1920	4OC	C1'-N1-C2	2.59	124.19	118.42
2	FB	2552	2MU	O2-C2-N1	-2.58	119.36	122.79
1	EB	1519	MA6	C4-C5-N7	-2.58	106.71	109.40
2	B	2251	OMG	C2-N1-C6	-2.57	120.37	125.10
1	A	1498	UR3	C3U-N3-C2	2.57	121.81	117.31
4	MC	32	5MC	O2-C2-N3	-2.57	118.16	122.33
2	FB	1917	PSU	C5-C6-N1	-2.56	118.26	122.11
2	B	1939	5MU	O2-C2-N3	-2.56	116.73	121.50
1	EB	1400	5MC	C5-C4-N3	-2.56	118.91	121.67
2	FB	1920	4OC	CM2-O2'-C2'	2.56	121.23	114.52
2	FB	2552	2MU	O4-C4-C5	-2.53	120.71	125.16

*Continued on next page...*

*Continued from previous page...*

Mol	Chain	Res	Type	Atoms	Z	Observed(°)	Ideal(°)
2	B	1911	PSU	O2-C2-N1	-2.52	120.01	122.79
2	FB	2503	2MA	C8-N7-C5	2.49	107.74	102.99
2	B	1911	PSU	N1-C2-N3	2.47	117.93	115.13
4	HB	54	5MU	C6-C5-C4	2.46	120.09	118.03
1	A	967	5MC	CM5-C5-C6	-2.46	119.56	122.85
2	B	1939	5MU	O4-C4-C5	-2.45	122.07	124.90
1	EB	516	PSU	O2-C2-N1	-2.45	120.10	122.79
2	B	2605	PSU	C5-C4-N3	2.44	122.10	116.58
2	B	2552	2MU	O2-C2-N1	-2.43	119.56	122.79
4	HB	32	5MC	C5-C4-N3	-2.42	119.06	121.67
4	D	54	5MU	C5M-C5-C6	-2.39	119.66	122.85
1	A	527	7MG	C2-N1-C6	-2.37	120.77	125.10
4	HB	55	PSU	C6-N1-C2	-2.36	120.27	122.68
1	EB	527	7MG	C2-N1-C6	-2.36	120.80	125.10
4	HB	54	5MU	C5M-C5-C6	-2.36	119.70	122.85
1	EB	516	PSU	O4'-C1'-C2'	2.35	108.46	105.14
1	EB	1404	5MC	C1'-N1-C6	-2.35	117.21	121.12
1	EB	527	7MG	C6-C5-C4	-2.34	117.80	122.62
4	D	32	5MC	C5-C4-N3	-2.34	119.15	121.67
2	FB	2605	PSU	C5-C4-N3	2.33	121.86	116.58
1	A	1400	5MC	C5-C4-N3	-2.33	119.16	121.67
2	FB	1915	5MU	C6-N1-C2	-2.32	118.95	121.30
4	MC	54	5MU	C6-N1-C2	-2.29	118.97	121.30
2	B	1917	PSU	C6-C5-C4	2.29	119.80	118.20
4	IA	32	5MC	C5-C4-N4	-2.29	118.06	121.48
4	IA	54	5MU	C6-N1-C2	-2.28	118.98	121.30
2	B	1942	5MC	CM5-C5-C6	-2.28	119.81	122.85
1	A	1400	5MC	CM5-C5-C6	-2.26	119.83	122.85
2	B	1942	5MC	O2-C2-N3	-2.25	118.67	122.33
1	A	1404	5MC	O2-C2-N3	-2.25	118.68	122.33
1	A	1519	MA6	C4-C5-N7	-2.22	107.08	109.40
4	IA	55	PSU	C6-N1-C2	-2.22	120.41	122.68
2	B	1915	5MU	C6-C5-C4	2.22	119.89	118.03
1	A	1400	5MC	C5-C6-N1	-2.22	121.06	123.34
2	FB	1939	5MU	C5M-C5-C6	-2.21	119.90	122.85
2	FB	2605	PSU	C5-C6-N1	-2.21	118.80	122.11
1	A	527	7MG	C6-C5-C4	-2.21	118.07	122.62
4	IA	54	5MU	C5M-C5-C6	-2.20	119.91	122.85
1	A	516	PSU	O4'-C1'-C2'	2.19	108.24	105.14
1	EB	966	M2G	C2-N1-C6	-2.18	120.09	123.71
1	A	1400	5MC	O2-C2-N3	-2.17	118.80	122.33
2	B	1962	5MC	CM5-C5-C6	-2.17	119.95	122.85

*Continued on next page...*

*Continued from previous page...*

Mol	Chain	Res	Type	Atoms	Z	Observed(°)	Ideal(°)
1	EB	1207	2MG	CM2-N2-C2	-2.16	119.08	123.86
1	EB	967	5MC	CM5-C5-C6	-2.15	119.98	122.85
2	FB	2552	2MU	C6'-O2'-C2'	2.14	120.15	114.52
2	B	1915	5MU	O2-C2-N3	-2.14	117.52	121.50
2	FB	1917	PSU	O4'-C1'-C2'	2.12	108.13	105.14
4	MC	54	5MU	C6-C5-C4	2.12	119.80	118.03
2	FB	1917	PSU	O2-C2-N1	-2.11	120.47	122.79
4	IA	54	5MU	C6-C5-C4	2.11	119.79	118.03
1	EB	1400	5MC	C5-C6-N1	-2.10	121.18	123.34
46	UA	92	0TD	CSB-SB-CB	2.09	106.21	102.44
2	B	1920	4OC	C1'-N1-C6	-2.08	116.30	120.84
2	B	2503	2MA	C8-N7-C5	2.08	106.95	102.99
2	FB	2251	OMG	O6-C6-C5	-2.07	120.33	124.37
1	EB	1400	5MC	CM5-C5-C6	-2.06	120.09	122.85
1	EB	1404	5MC	O2-C2-N3	-2.06	118.98	122.33
4	HB	54	5MU	C6-N1-C2	-2.05	119.22	121.30
1	EB	1402	4OC	C5-C4-N4	-2.04	118.45	122.61
2	FB	1920	4OC	C1'-N1-C6	-2.04	116.39	120.84
1	EB	1518	MA6	C1'-N9-C4	2.04	130.22	126.64
1	A	1407	5MC	C4-N3-C2	-2.03	117.95	120.69
2	FB	1942	5MC	CM5-C5-C6	-2.02	120.14	122.85
2	FB	2605	PSU	O4-C4-C5	-2.02	118.76	124.05
4	MC	54	5MU	O2-C2-N1	-2.02	120.10	122.79
4	D	55	PSU	C6-N1-C2	-2.01	120.63	122.68
2	B	1917	PSU	C5-C6-N1	-2.01	119.10	122.11

There are no chirality outliers.

All (85) torsion outliers are listed below:

Mol	Chain	Res	Type	Atoms
1	A	527	7MG	C3'-C4'-C5'-O5'
1	A	1207	2MG	O4'-C4'-C5'-O5'
1	A	1207	2MG	C3'-C4'-C5'-O5'
1	A	1207	2MG	N3-C2-N2-CM2
1	A	1518	MA6	O4'-C4'-C5'-O5'
1	A	1518	MA6	C3'-C4'-C5'-O5'
1	A	1518	MA6	C5-C6-N6-C9
1	A	1519	MA6	O4'-C4'-C5'-O5'
1	A	1519	MA6	C5-C6-N6-C9
1	A	1519	MA6	C5-C6-N6-C10
2	B	2251	OMG	C1'-C2'-O2'-CM2
2	B	2552	2MU	C1'-C2'-O2'-C6'

*Continued on next page...*

*Continued from previous page...*

Mol	Chain	Res	Type	Atoms
1	EB	527	7MG	C3'-C4'-C5'-O5'
1	EB	1207	2MG	O4'-C4'-C5'-O5'
1	EB	1207	2MG	C3'-C4'-C5'-O5'
1	EB	1207	2MG	N1-C2-N2-CM2
1	EB	1207	2MG	N3-C2-N2-CM2
1	EB	1518	MA6	O4'-C4'-C5'-O5'
1	EB	1518	MA6	C3'-C4'-C5'-O5'
1	EB	1518	MA6	C5-C6-N6-C9
1	EB	1519	MA6	O4'-C4'-C5'-O5'
1	EB	1519	MA6	C5-C6-N6-C9
1	EB	1519	MA6	C5-C6-N6-C10
2	FB	2251	OMG	C1'-C2'-O2'-CM2
2	FB	2552	2MU	C1'-C2'-O2'-C6'
46	YC	92	0TD	CA-CB-CG-OD1
1	A	1498	UR3	O4'-C4'-C5'-O5'
1	A	1519	MA6	C3'-C4'-C5'-O5'
1	EB	1498	UR3	O4'-C4'-C5'-O5'
1	EB	1519	MA6	C3'-C4'-C5'-O5'
1	A	1498	UR3	C3'-C4'-C5'-O5'
1	EB	1402	4OC	O4'-C4'-C5'-O5'
1	EB	1498	UR3	C3'-C4'-C5'-O5'
1	A	1518	MA6	N1-C6-N6-C9
1	A	1519	MA6	N1-C6-N6-C9
1	EB	1518	MA6	N1-C6-N6-C9
1	EB	1519	MA6	N1-C6-N6-C9
1	A	527	7MG	O4'-C4'-C5'-O5'
1	EB	527	7MG	O4'-C4'-C5'-O5'
1	A	1402	4OC	O4'-C4'-C5'-O5'
1	EB	1402	4OC	C3'-C4'-C5'-O5'
1	A	1518	MA6	C5-C6-N6-C10
1	A	1402	4OC	C3'-C4'-C5'-O5'
1	A	1519	MA6	C4'-C5'-O5'-P
1	EB	1519	MA6	C4'-C5'-O5'-P
46	YC	92	0TD	CA-CB-CG-OD2
1	A	527	7MG	C4'-C5'-O5'-P
1	EB	1518	MA6	C5-C6-N6-C10
2	B	1917	PSU	O4'-C4'-C5'-O5'
2	B	2251	OMG	O4'-C4'-C5'-O5'
1	EB	527	7MG	C4'-C5'-O5'-P
1	A	966	M2G	C4'-C5'-O5'-P
1	EB	966	M2G	C4'-C5'-O5'-P
2	FB	1920	4OC	C2'-C1'-N1-C2

*Continued on next page...*

*Continued from previous page...*

Mol	Chain	Res	Type	Atoms
2	FB	1920	4OC	C2'-C1'-N1-C6
1	A	516	PSU	O4'-C1'-C5-C4
2	B	1911	PSU	O4'-C1'-C5-C4
1	EB	516	PSU	O4'-C1'-C5-C4
2	FB	1911	PSU	O4'-C1'-C5-C4
4	IA	55	PSU	O4'-C1'-C5-C4
4	MC	55	PSU	O4'-C1'-C5-C4
2	B	1920	4OC	C2'-C1'-N1-C2
2	B	1920	4OC	C2'-C1'-N1-C6
2	B	1962	5MC	O4'-C4'-C5'-O5'
2	FB	1917	PSU	O4'-C4'-C5'-O5'
46	UA	92	0TD	SB-CB-CG-OD2
46	YC	92	0TD	SB-CB-CG-OD2
2	B	1917	PSU	C3'-C4'-C5'-O5'
2	B	2251	OMG	C3'-C4'-C5'-O5'
2	FB	2503	2MA	O4'-C4'-C5'-O5'
2	B	2503	2MA	O4'-C4'-C5'-O5'
2	FB	2251	OMG	O4'-C4'-C5'-O5'
1	A	516	PSU	O4'-C1'-C5-C6
2	B	1911	PSU	O4'-C1'-C5-C6
46	UA	92	0TD	CG-CB-SB-CSB
1	EB	516	PSU	O4'-C1'-C5-C6
2	FB	1911	PSU	O4'-C1'-C5-C6
46	YC	92	0TD	CG-CB-SB-CSB
4	IA	55	PSU	O4'-C1'-C5-C6
4	MC	55	PSU	O4'-C1'-C5-C6
2	B	1962	5MC	C3'-C4'-C5'-O5'
2	FB	1962	5MC	O4'-C4'-C5'-O5'
2	FB	1917	PSU	C3'-C4'-C5'-O5'
4	D	55	PSU	C3'-C4'-C5'-O5'
4	HB	55	PSU	C3'-C4'-C5'-O5'

There are no ring outliers.

38 monomers are involved in 63 short contacts:

Mol	Chain	Res	Type	Clashes	Symm-Clashes
2	B	1920	4OC	4	0
4	IA	55	PSU	1	0
1	EB	1498	UR3	1	0
1	EB	516	PSU	1	0
1	EB	1519	MA6	3	0
2	FB	1962	5MC	1	0

*Continued on next page...*

*Continued from previous page...*

Mol	Chain	Res	Type	Clashes	Symm-Clashes
46	UA	92	0TD	2	0
1	EB	1518	MA6	1	0
4	D	54	5MU	3	0
4	D	8	4SU	2	0
4	HB	55	PSU	1	0
4	MC	8	4SU	1	0
2	FB	2503	2MA	2	0
1	A	1207	2MG	3	0
2	B	2503	2MA	1	0
1	A	1498	UR3	1	0
2	B	2552	2MU	1	0
1	A	1400	5MC	1	0
2	FB	1915	5MU	1	0
4	MC	55	PSU	1	0
1	A	1519	MA6	4	0
4	HB	8	4SU	2	0
2	B	1962	5MC	1	0
1	EB	1400	5MC	1	0
2	FB	1920	4OC	2	0
1	EB	967	5MC	2	0
46	YC	92	0TD	3	0
2	B	1939	5MU	3	0
1	A	1402	4OC	2	0
1	EB	1404	5MC	1	0
4	HB	54	5MU	3	0
1	EB	1402	4OC	2	0
2	B	1915	5MU	3	0
2	FB	2552	2MU	2	0
4	D	55	PSU	1	0
1	A	967	5MC	2	0
1	EB	1207	2MG	1	0
1	A	1518	MA6	2	0

## 5.5 Carbohydrates [i](#)

There are no monosaccharides in this entry.

## 5.6 Ligand geometry [i](#)

Of 1695 ligands modelled in this entry, 1693 are monoatomic - leaving 2 for Mogul analysis.

In the following table, the Counts columns list the number of bonds (or angles) for which Mogul



statistics could be retrieved, the number of bonds (or angles) that are observed in the model and the number of bonds (or angles) that are defined in the Chemical Component Dictionary. The Link column lists molecule types, if any, to which the group is linked. The Z score for a bond length (or angle) is the number of standard deviations the observed value is removed from the expected value. A bond length (or angle) with  $|Z| > 2$  is considered an outlier worth inspection. RMSZ is the root-mean-square of all Z scores of the bond lengths (or angles).

Mol	Type	Chain	Res	Link	Bond lengths			Bond angles		
					Counts	RMSZ	# Z  > 2	Counts	RMSZ	# Z  > 2
57	BLS	FB	9001	-	28,31,31	3.09	10 (35%)	28,43,43	2.35	13 (46%)
57	BLS	B	9001	-	28,31,31	3.07	11 (39%)	28,43,43	2.20	14 (50%)

In the following table, the Chirals column lists the number of chiral outliers, the number of chiral centers analysed, the number of these observed in the model and the number defined in the Chemical Component Dictionary. Similar counts are reported in the Torsion and Rings columns. '-' means no outliers of that kind were identified.

Mol	Type	Chain	Res	Link	Chirals	Torsions	Rings
57	BLS	FB	9001	-	-	4/21/38/38	0/2/2/2
57	BLS	B	9001	-	-	4/21/38/38	0/2/2/2

All (21) bond length outliers are listed below:

Mol	Chain	Res	Type	Atoms	Z	Observed(Å)	Ideal(Å)
57	FB	9001	BLS	C14-N12	8.72	1.54	1.35
57	B	9001	BLS	C14-N12	8.36	1.53	1.35
57	FB	9001	BLS	C7-N6	7.24	1.49	1.34
57	B	9001	BLS	C7-N6	7.05	1.49	1.34
57	FB	9001	BLS	C11-N12	5.02	1.56	1.47
57	B	9001	BLS	C3'-C2'	5.01	1.48	1.33
57	B	9001	BLS	C11-N12	4.85	1.56	1.47
57	FB	9001	BLS	C3'-C2'	4.77	1.47	1.33
57	B	9001	BLS	O5'-C5'	4.73	1.51	1.43
57	FB	9001	BLS	C13-N12	4.60	1.61	1.45
57	FB	9001	BLS	O5'-C5'	4.49	1.51	1.43
57	B	9001	BLS	C13-N12	4.35	1.60	1.45
57	B	9001	BLS	C4-N4	4.26	1.47	1.35
57	FB	9001	BLS	C4-N4	3.90	1.46	1.35
57	FB	9001	BLS	C4'-C5'	-2.72	1.47	1.53
57	B	9001	BLS	C4'-C5'	-2.57	1.47	1.53
57	B	9001	BLS	C4'-N6	2.36	1.49	1.46
57	B	9001	BLS	C5'-C6'	-2.27	1.48	1.53
57	FB	9001	BLS	C5'-C6'	-2.16	1.48	1.53
57	B	9001	BLS	C8-C9	-2.08	1.50	1.53

*Continued on next page...*

Continued from previous page...

Mol	Chain	Res	Type	Atoms	Z	Observed(Å)	Ideal(Å)
57	FB	9001	BLS	C4'-N6	2.01	1.49	1.46

All (27) bond angle outliers are listed below:

Mol	Chain	Res	Type	Atoms	Z	Observed(°)	Ideal(°)
57	FB	9001	BLS	O5'-C1'-C2'	-5.79	110.00	113.13
57	FB	9001	BLS	C1'-C2'-C3'	-4.63	116.46	122.52
57	B	9001	BLS	C1'-C2'-C3'	-4.10	117.15	122.52
57	FB	9001	BLS	O3-C6'-C5'	-3.63	107.50	120.81
57	B	9001	BLS	O3-C6'-C5'	-3.52	107.91	120.81
57	B	9001	BLS	O5'-C1'-C2'	-3.50	111.24	113.13
57	B	9001	BLS	C13-N12-C11	3.43	122.85	115.89
57	FB	9001	BLS	C10-C11-N12	3.33	117.52	112.15
57	B	9001	BLS	C4'-N6-C7	-3.33	119.57	123.13
57	B	9001	BLS	C4-N3-C2	3.21	119.59	116.34
57	FB	9001	BLS	C4'-N6-C7	-3.11	119.80	123.13
57	FB	9001	BLS	O4-C6'-O3	3.10	131.12	124.09
57	FB	9001	BLS	C13-N12-C11	2.91	121.80	115.89
57	B	9001	BLS	O5'-C5'-C6'	2.65	113.02	105.88
57	B	9001	BLS	O4-C6'-O3	2.58	129.95	124.09
57	FB	9001	BLS	C3'-C4'-N6	-2.56	105.89	110.60
57	B	9001	BLS	C10-C11-N12	2.52	116.20	112.15
57	B	9001	BLS	C3'-C4'-N6	-2.48	106.05	110.60
57	FB	9001	BLS	C8-C7-N6	2.47	119.56	116.33
57	FB	9001	BLS	O5'-C5'-C6'	2.46	112.50	105.88
57	B	9001	BLS	C11-C10-C9	2.45	119.13	114.52
57	FB	9001	BLS	C4-N3-C2	2.45	118.82	116.34
57	B	9001	BLS	O4-C6'-C5'	2.32	122.14	113.65
57	B	9001	BLS	C8-C7-N6	2.32	119.36	116.33
57	B	9001	BLS	N4-C4-N3	2.22	120.00	116.49
57	FB	9001	BLS	O4-C6'-C5'	2.11	121.38	113.65
57	FB	9001	BLS	C11-C10-C9	2.01	118.29	114.52

There are no chirality outliers.

All (8) torsion outliers are listed below:

Mol	Chain	Res	Type	Atoms
57	B	9001	BLS	N6-C7-C8-C9
57	B	9001	BLS	O7-C7-C8-C9
57	B	9001	BLS	C9-C10-C11-N12
57	FB	9001	BLS	N6-C7-C8-C9
57	FB	9001	BLS	O7-C7-C8-C9

Continued on next page...

Continued from previous page...

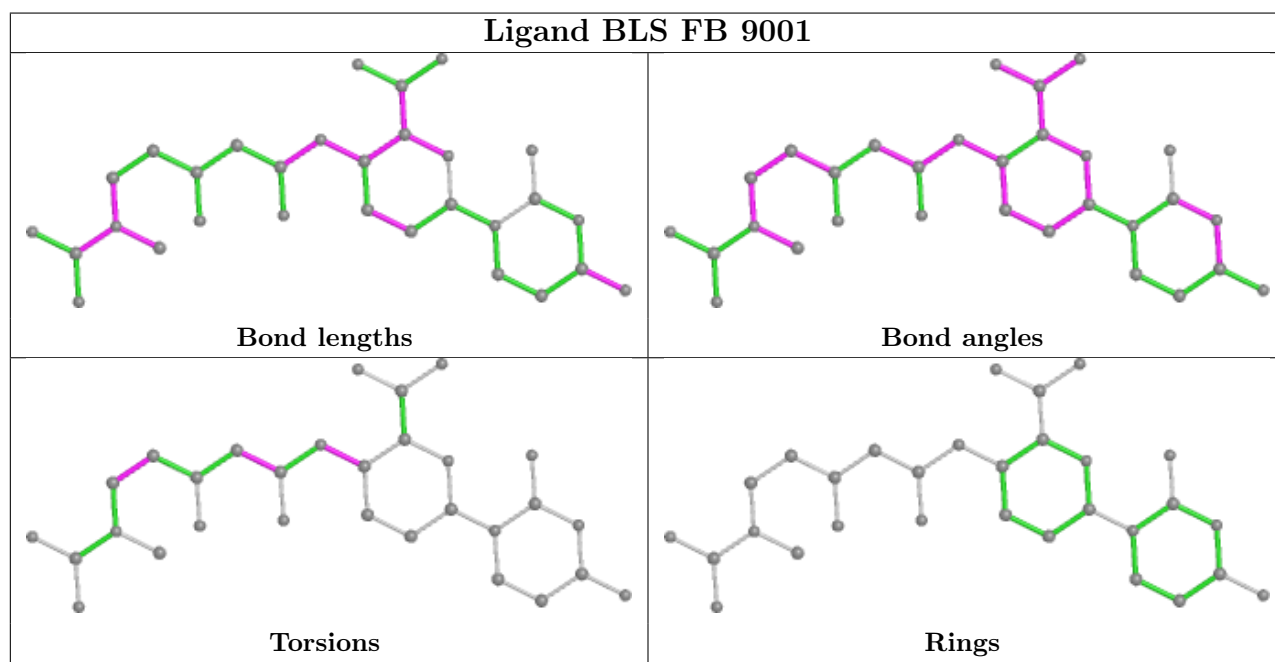
Mol	Chain	Res	Type	Atoms
57	FB	9001	BLS	C9-C10-C11-N12
57	B	9001	BLS	C5'-C4'-N6-C7
57	FB	9001	BLS	C5'-C4'-N6-C7

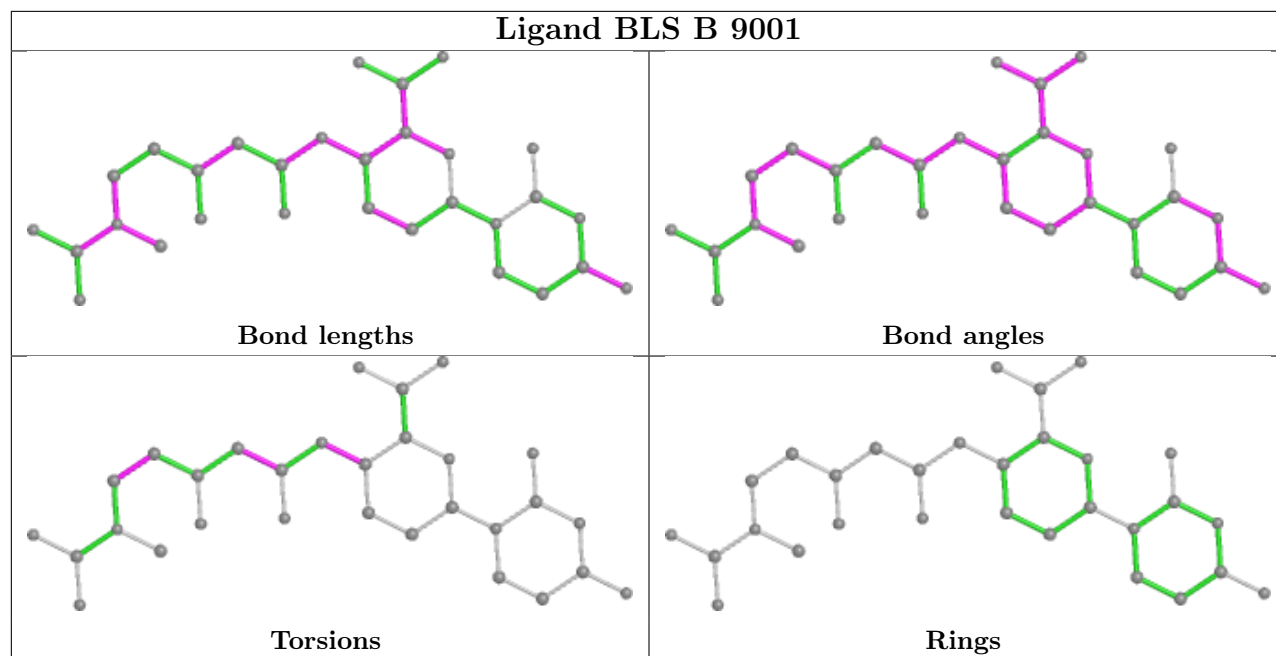
There are no ring outliers.

2 monomers are involved in 3 short contacts:

Mol	Chain	Res	Type	Clashes	Symm-Clashes
57	FB	9001	BLS	1	0
57	B	9001	BLS	2	0

The following is a two-dimensional graphical depiction of Mogul quality analysis of bond lengths, bond angles, torsion angles, and ring geometry for all instances of the Ligand of Interest. In addition, ligands with molecular weight > 250 and outliers as shown on the validation Tables will also be included. For torsion angles, if less than 5% of the Mogul distribution of torsion angles is within 10 degrees of the torsion angle in question, then that torsion angle is considered an outlier. Any bond that is central to one or more torsion angles identified as an outlier by Mogul will be highlighted in the graph. For rings, the root-mean-square deviation (RMSD) between the ring in question and similar rings identified by Mogul is calculated over all ring torsion angles. If the average RMSD is greater than 60 degrees and the minimal RMSD between the ring in question and any Mogul-identified rings is also greater than 60 degrees, then that ring is considered an outlier. The outliers are highlighted in purple. The color gray indicates Mogul did not find sufficient equivalents in the CSD to analyse the geometry.





## 5.7 Other polymers [i](#)

There are no such residues in this entry.

## 5.8 Polymer linkage issues [i](#)

There are no chain breaks in this entry.

## 6 Fit of model and data [i](#)

### 6.1 Protein, DNA and RNA chains [i](#)

Unable to reproduce the depositors R factor - this section is therefore empty.

### 6.2 Non-standard residues in protein, DNA, RNA chains [i](#)

Unable to reproduce the depositors R factor - this section is therefore empty.

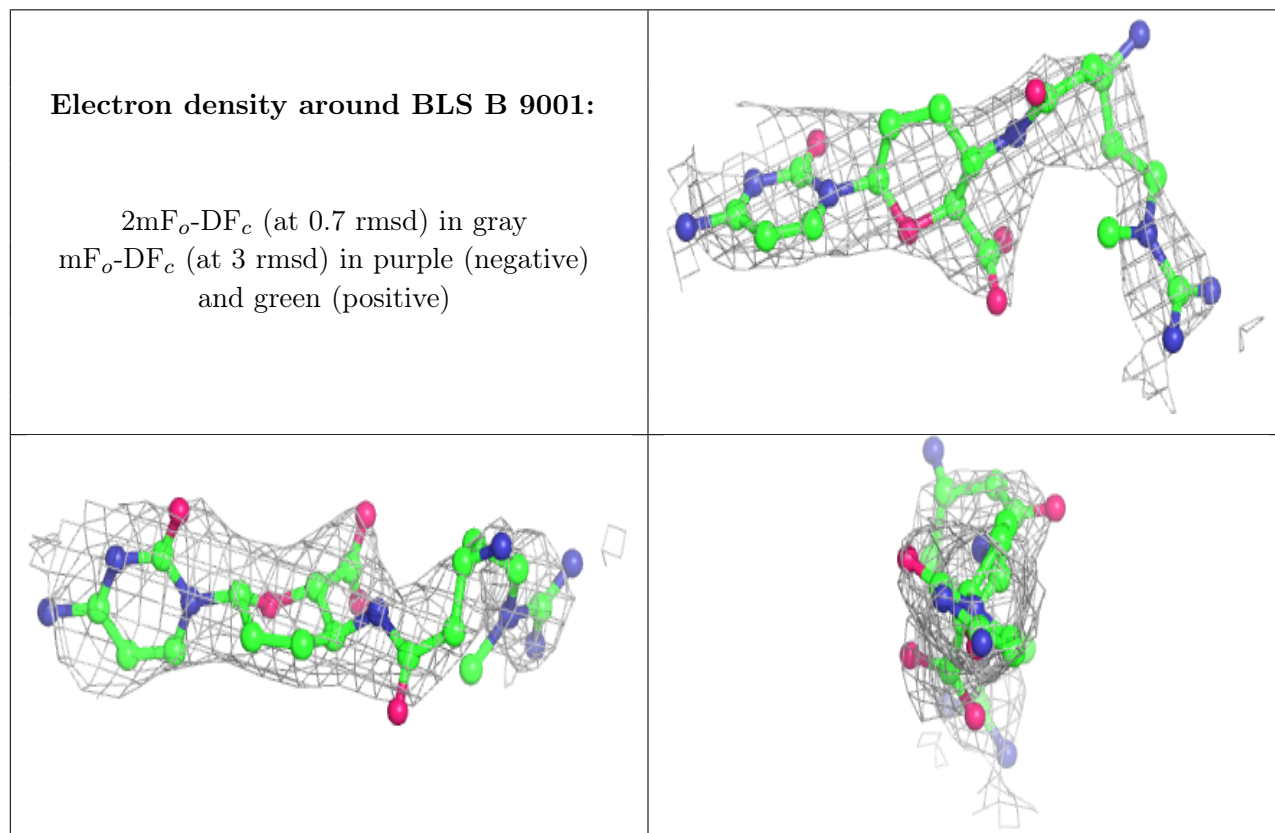
### 6.3 Carbohydrates [i](#)

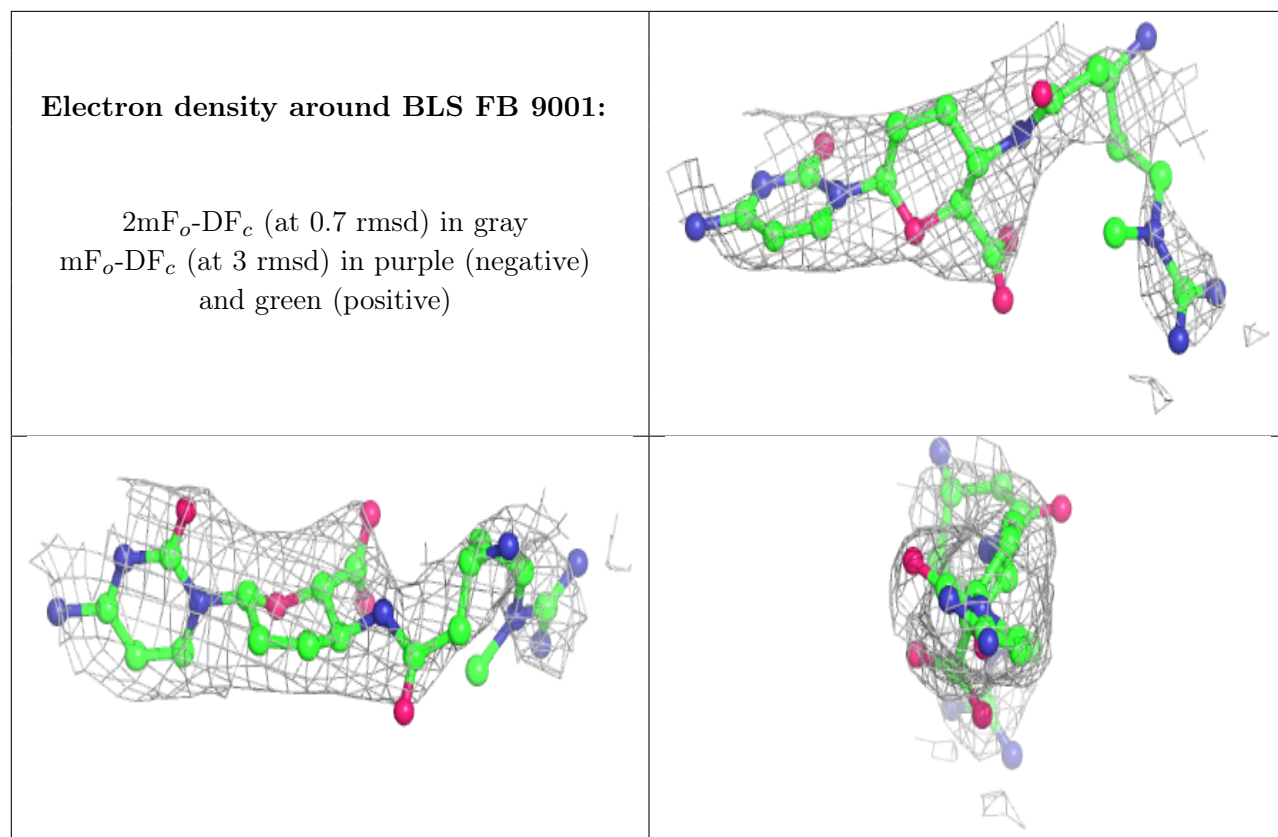
Unable to reproduce the depositors R factor - this section is therefore empty.

### 6.4 Ligands [i](#)

Unable to reproduce the depositors R factor - this section is therefore empty.

The following is a graphical depiction of the model fit to experimental electron density of all instances of the Ligand of Interest. In addition, ligands with molecular weight > 250 and outliers as shown on the geometry validation Tables will also be included. Each fit is shown from different orientation to approximate a three-dimensional view.





## 6.5 Other polymers [i](#)

Unable to reproduce the depositors R factor - this section is therefore empty.