



Full wwPDB X-ray Structure Validation Report ⓘ

Jan 4, 2023 – 01:16 pm GMT

PDB ID : 8BAL
Title : Niako3494, a bacterial protein structure in glycoside hydrolase family 20
Authors : Dong, M.D.; Roth, C.R.; Jin, Y.J.
Deposited on : 2022-10-11
Resolution : 2.27 Å(reported)

This is a Full wwPDB X-ray Structure Validation Report for a publicly released PDB entry.

We welcome your comments at validation@mail.wwpdb.org

A user guide is available at

<https://www.wwpdb.org/validation/2017/XrayValidationReportHelp>

with specific help available everywhere you see the ⓘ symbol.

The types of validation reports are described at

<http://www.wwpdb.org/validation/2017/FAQs#types>.

The following versions of software and data (see [references ⓘ](#)) were used in the production of this report:

MolProbity : 4.02b-467
Xtriage (Phenix) : 1.13
EDS : 2.31.3
buster-report : 1.1.7 (2018)
Percentile statistics : 20191225.v01 (using entries in the PDB archive December 25th 2019)
Refmac : 5.8.0158
CCP4 : 7.0.044 (Gargrove)
Ideal geometry (proteins) : Engh & Huber (2001)
Ideal geometry (DNA, RNA) : Parkinson et al. (1996)
Validation Pipeline (wwPDB-VP) : 2.31.3

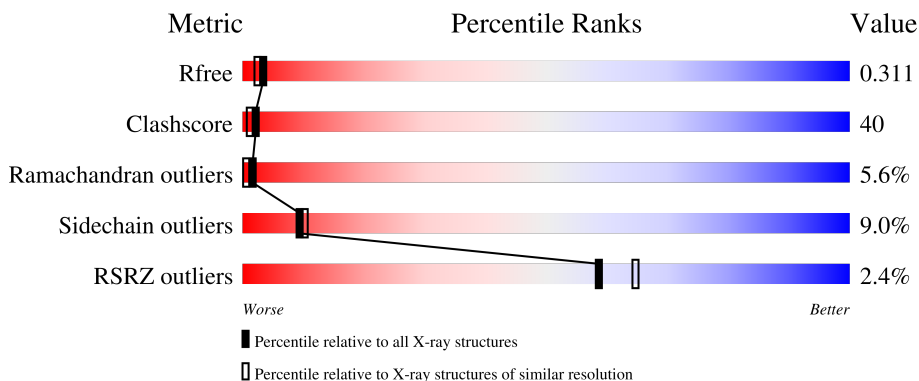
1 Overall quality at a glance i

The following experimental techniques were used to determine the structure:

X-RAY DIFFRACTION

The reported resolution of this entry is 2.27 Å.

Percentile scores (ranging between 0-100) for global validation metrics of the entry are shown in the following graphic. The table shows the number of entries on which the scores are based.



Metric	Whole archive (#Entries)	Similar resolution (#Entries, resolution range(Å))
R_{free}	130704	6980 (2.30-2.26)
Clashscore	141614	7711 (2.30-2.26)
Ramachandran outliers	138981	7597 (2.30-2.26)
Sidechain outliers	138945	7598 (2.30-2.26)
RSRZ outliers	127900	6849 (2.30-2.26)

The table below summarises the geometric issues observed across the polymeric chains and their fit to the electron density. The red, orange, yellow and green segments of the lower bar indicate the fraction of residues that contain outliers for ≥ 3 , 2, 1 and 0 types of geometric quality criteria respectively. A grey segment represents the fraction of residues that are not modelled. The numeric value for each fraction is indicated below the corresponding segment, with a dot representing fractions $\leq 5\%$. The upper red bar (where present) indicates the fraction of residues that have poor fit to the electron density. The numeric value is given above the bar.

Mol	Chain	Length	Quality of chain
1	A	380	
1	C	380	
1	D	380	
1	E	380	
1	F	380	

2 Entry composition [i](#)

There are 3 unique types of molecules in this entry. The entry contains 13749 atoms, of which 0 are hydrogens and 0 are deuteriums.

In the tables below, the ZeroOcc column contains the number of atoms modelled with zero occupancy, the AltConf column contains the number of residues with at least one atom in alternate conformation and the Trace column contains the number of residues modelled with at most 2 atoms.

- Molecule 1 is a protein called Beta-N-acetylhexosaminidase.

Mol	Chain	Residues	Atoms					ZeroOcc	AltConf	Trace
			Total	C	N	O	S			
1	A	345	Total 2795	C 1802	N 472	O 500	S 21	0	1	0
1	C	330	Total 2657	C 1715	N 447	O 475	S 20	0	0	0
1	D	343	Total 2763	C 1783	N 467	O 494	S 19	0	0	0
1	E	335	Total 2697	C 1733	N 459	O 486	S 19	0	0	0
1	F	348	Total 2804	C 1808	N 473	O 503	S 20	0	0	0

- Molecule 2 is ZINC ION (three-letter code: ZN) (formula: Zn) (labeled as "Ligand of Interest" by depositor).

Mol	Chain	Residues	Atoms		ZeroOcc	AltConf
2	A	1	Total 1	Zn 1	0	0
2	C	1	Total 1	Zn 1	0	0
2	D	1	Total 1	Zn 1	0	0
2	E	1	Total 1	Zn 1	0	0
2	F	1	Total 1	Zn 1	0	0

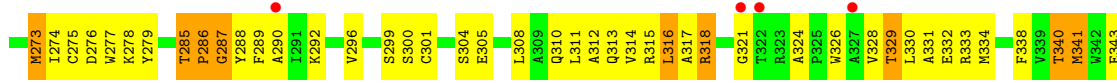
- Molecule 3 is water.

Mol	Chain	Residues	Atoms		ZeroOcc	AltConf
3	A	5	Total 5	O 5	0	0
3	C	3	Total 3	O 3	0	0

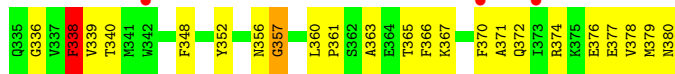
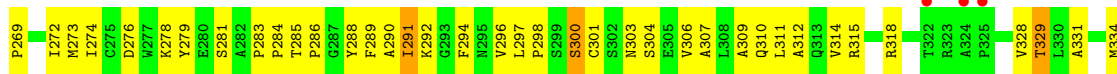
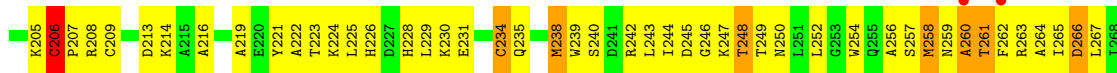
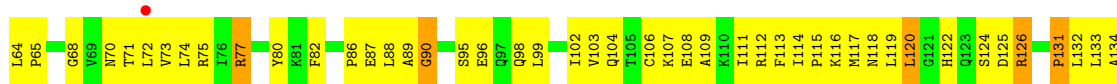
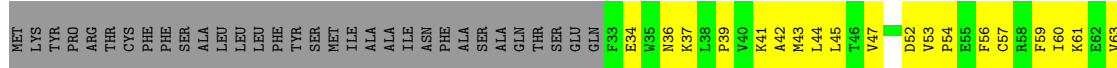
Continued on next page...

Continued from previous page...

Mol	Chain	Residues	Atoms	ZeroOcc	AltConf
3	D	9	Total O 9 9	0	0
3	E	3	Total O 3 3	0	0
3	F	8	Total O 8 8	0	0



• Molecule 1: Beta-N-acetylhexosaminidase



4 Data and refinement statistics i

Property	Value	Source
Space group	C 2 2 21	Depositor
Cell constants a, b, c, α , β , γ	146.99Å 254.59Å 139.58Å 90.00° 90.00° 90.00°	Depositor
Resolution (Å)	73.49 – 2.27 73.49 – 2.27	Depositor EDS
% Data completeness (in resolution range)	99.9 (73.49-2.27) 99.7 (73.49-2.27)	Depositor EDS
R_{merge}	(Not available)	Depositor
R_{sym}	(Not available)	Depositor
$\langle I/\sigma(I) \rangle$ ¹	1.66 (at 2.27Å)	Xtrriage
Refinement program	REFMAC 5.8.0352	Depositor
R, R_{free}	0.283 , 0.356 0.249 , 0.311	Depositor DCC
R_{free} test set	6126 reflections (5.09%)	wwPDB-VP
Wilson B-factor (Å ²)	35.1	Xtrriage
Anisotropy	0.085	Xtrriage
Bulk solvent k_{sol} (e/Å ³), B_{sol} (Å ²)	0.32 , 37.6	EDS
L-test for twinning ²	$\langle L \rangle = 0.47$, $\langle L^2 \rangle = 0.30$	Xtrriage
Estimated twinning fraction	0.064 for 1/2*h-1/2*k,-3/2*h-1/2*k,-l 0.069 for 1/2*h+1/2*k,3/2*h-1/2*k,-l	Xtrriage
Reported twinning fraction	0.332 for H, K, L 0.334 for 1/2H+1/2K, 3/2H-1/2K, -L 0.334 for 1/2H-1/2K, -3/2H-1/2K, -L	Depositor
Outliers	0 of 120467 reflections	Xtrriage
F_o, F_c correlation	0.90	EDS
Total number of atoms	13749	wwPDB-VP
Average B, all atoms (Å ²)	32.0	wwPDB-VP

Xtrriage's analysis on translational NCS is as follows: *The largest off-origin peak in the Patterson function is 3.10% of the height of the origin peak. No significant pseudotranslation is detected.*

¹Intensities estimated from amplitudes.

²Theoretical values of $\langle |L| \rangle$, $\langle L^2 \rangle$ for acentric reflections are 0.5, 0.333 respectively for untwinned datasets, and 0.375, 0.2 for perfectly twinned datasets.

5 Model quality [i](#)

5.1 Standard geometry [i](#)

Bond lengths and bond angles in the following residue types are not validated in this section:
ZN

The Z score for a bond length (or angle) is the number of standard deviations the observed value is removed from the expected value. A bond length (or angle) with $|Z| > 5$ is considered an outlier worth inspection. RMSZ is the root-mean-square of all Z scores of the bond lengths (or angles).

Mol	Chain	Bond lengths		Bond angles	
		RMSZ	# Z >5	RMSZ	# Z >5
1	A	0.44	0/2872	0.93	3/3890 (0.1%)
1	C	0.36	0/2731	0.79	2/3703 (0.1%)
1	D	0.41	0/2842	0.89	2/3854 (0.1%)
1	E	0.36	0/2767	0.80	1/3745 (0.0%)
1	F	0.35	0/2883	0.76	1/3908 (0.0%)
All	All	0.39	0/14095	0.84	9/19100 (0.0%)

Chiral center outliers are detected by calculating the chiral volume of a chiral center and verifying if the center is modelled as a planar moiety or with the opposite hand. A planarity outlier is detected by checking planarity of atoms in a peptide group, atoms in a mainchain group or atoms of a sidechain that are expected to be planar.

Mol	Chain	#Chirality outliers	#Planarity outliers
1	A	0	5
1	C	0	6
1	D	0	3
1	E	0	6
1	F	0	1
All	All	0	21

There are no bond length outliers.

All (9) bond angle outliers are listed below:

Mol	Chain	Res	Type	Atoms	Z	Observed(°)	Ideal(°)
1	D	156	PRO	N-CA-CB	-7.60	94.18	103.30
1	C	258	MET	CG-SD-CE	6.51	110.61	100.20
1	E	65	PRO	N-CA-CB	-6.38	95.59	102.60
1	A	242	ARG	NE-CZ-NH2	-5.65	117.48	120.30
1	D	223	THR	CA-CB-OG1	-5.35	97.77	109.00
1	F	137	PRO	N-CA-CB	-5.16	96.92	102.60

Continued on next page...

Continued from previous page...

Mol	Chain	Res	Type	Atoms	Z	Observed(°)	Ideal(°)
1	C	350	ASP	CB-CA-C	5.11	120.62	110.40
1	A	283	PRO	N-CA-C	5.06	125.27	112.10
1	A	203	TYR	CB-CA-C	5.04	120.49	110.40

There are no chirality outliers.

All (21) planarity outliers are listed below:

Mol	Chain	Res	Type	Group
1	A	121	GLY	Peptide
1	A	203	TYR	Peptide
1	A	242	ARG	Sidechain
1	A	323	ARG	Sidechain
1	A	374	ARG	Sidechain
1	C	112	ARG	Sidechain
1	C	130	ASP	Peptide
1	C	154	ALA	Peptide
1	C	208	ARG	Sidechain
1	C	212	ARG	Sidechain
1	C	77	ARG	Sidechain
1	D	154	ALA	Peptide
1	D	263	ARG	Sidechain
1	D	297	LEU	Peptide
1	E	173	LYS	Peptide
1	E	212	ARG	Sidechain
1	E	240	SER	Peptide
1	E	242	ARG	Sidechain
1	E	318	ARG	Sidechain
1	E	76	ILE	Peptide
1	F	318	ARG	Sidechain

5.2 Too-close contacts

In the following table, the Non-H and H(model) columns list the number of non-hydrogen atoms and hydrogen atoms in the chain respectively. The H(added) column lists the number of hydrogen atoms added and optimized by MolProbity. The Clashes column lists the number of clashes within the asymmetric unit, whereas Symm-Clashes lists symmetry-related clashes.

Mol	Chain	Non-H	H(model)	H(added)	Clashes	Symm-Clashes
1	A	2795	0	2771	217	0
1	C	2657	0	2638	262	0
1	D	2763	0	2741	196	0

Continued on next page...

Continued from previous page...

Mol	Chain	Non-H	H(model)	H(added)	Clashes	Symm-Clashes
1	E	2697	0	2686	234	0
1	F	2804	0	2780	224	0
2	A	1	0	0	0	0
2	C	1	0	0	0	0
2	D	1	0	0	0	0
2	E	1	0	0	0	0
2	F	1	0	0	0	0
3	A	5	0	0	3	0
3	C	3	0	0	0	0
3	D	9	0	0	1	0
3	E	3	0	0	4	0
3	F	8	0	0	6	0
All	All	13749	0	13616	1080	0

The all-atom clashscore is defined as the number of clashes found per 1000 atoms (including hydrogen atoms). The all-atom clashscore for this structure is 40.

All (1080) close contacts within the same asymmetric unit are listed below, sorted by their clash magnitude.

Atom-1	Atom-2	Interatomic distance (Å)	Clash overlap (Å)
1:A:302:SER:O	1:A:365:THR:OG1	1.56	1.22
1:A:245:ASP:O	1:A:249:THR:OG1	1.69	1.09
1:E:165:CYS:SG	1:E:208:ARG:NH1	2.27	1.05
1:C:158:ASP:O	1:F:247:LYS:HE3	1.58	1.03
1:A:39:PRO:HD2	1:A:335:GLN:O	1.59	1.03
1:F:190:ALA:N	1:F:234:CYS:SG	2.32	1.03
1:C:158:ASP:O	1:F:247:LYS:CE	2.07	1.01
1:E:240:SER:OG	1:E:276:ASP:HA	1.61	1.00
1:D:87:GLU:OE1	1:D:136:TYR:OH	1.79	0.99
1:F:133:LEU:HD13	1:F:140:ASP:HB2	1.45	0.96
1:A:51:GLU:HG3	1:E:98:GLN:NE2	1.82	0.94
1:A:84:SER:OG	1:A:181:GLU:OE2	1.86	0.92
1:A:318:ARG:HG2	1:A:318:ARG:HH11	1.32	0.92
1:F:296:VAL:O	1:F:297:LEU:HD23	1.69	0.91
1:E:120:LEU:HD12	1:E:164:LEU:HB2	1.52	0.90
1:E:374:ARG:O	1:E:378:VAL:HG23	1.72	0.90
1:C:164:LEU:O	1:C:166:PRO:HD3	1.72	0.89
1:D:160:TYR:OH	1:D:197:GLU:OE2	1.89	0.89
1:D:135:LYS:O	1:D:136:TYR:HD1	1.56	0.89
1:E:77:ARG:NH2	1:E:130:ASP:OD2	2.04	0.88
1:A:367:LYS:O	1:A:369:VAL:N	2.06	0.88

Continued on next page...

Continued from previous page...

Atom-1	Atom-2	Interatomic distance (Å)	Clash overlap (Å)
1:A:199:TRP:CH2	1:A:253:GLY:O	2.28	0.87
1:F:57:CYS:SG	1:F:102:ILE:HG12	2.14	0.87
1:C:200:ILE:HA	1:F:248:THR:HA	1.57	0.87
1:E:47:VAL:HG12	1:E:75:ARG:O	1.73	0.87
1:D:135:LYS:O	1:D:136:TYR:CD1	2.29	0.85
1:A:324:ALA:HB1	1:A:325:PRO:HD2	1.58	0.85
1:C:156:PRO:O	1:C:254:TRP:CZ2	2.30	0.84
1:E:47:VAL:CG1	1:E:75:ARG:O	2.25	0.84
1:C:248:THR:N	1:F:266:ASP:OD2	2.11	0.84
1:A:370:PHE:HA	1:A:373:ILE:HD12	1.58	0.84
1:E:370:PHE:O	1:E:374:ARG:NH1	2.11	0.84
1:F:133:LEU:HD21	1:F:164:LEU:HD23	1.60	0.83
1:E:41:LYS:HE3	1:E:70:ASN:HD22	1.43	0.83
1:A:47:VAL:HG23	1:A:74:LEU:HD21	1.60	0.83
1:E:240:SER:OG	1:E:275:CYS:O	1.97	0.83
1:C:229:LEU:HB3	1:C:234:CYS:HB3	1.59	0.83
1:A:51:GLU:HG3	1:E:98:GLN:HE21	1.41	0.82
1:E:164:LEU:HD13	1:E:171:LEU:HD21	1.59	0.82
1:E:372:GLN:HG3	1:E:376:GLU:OE2	1.80	0.82
1:C:308:LEU:HD23	1:C:311:LEU:HD23	1.60	0.81
1:A:253:GLY:HA2	3:A:501:HOH:O	1.80	0.81
1:A:258:MET:N	3:A:501:HOH:O	2.14	0.81
1:D:36:ASN:O	1:D:315:ARG:NH1	2.12	0.81
1:C:76:ILE:O	1:C:79:ASN:ND2	2.13	0.81
1:A:64:LEU:HD13	1:A:69:VAL:HG11	1.60	0.81
1:A:302:SER:HA	1:A:362:SER:HA	1.63	0.81
1:C:122:HIS:NE2	1:C:197:GLU:OE2	2.14	0.81
1:D:229:LEU:HD12	1:D:236:MET:HB2	1.63	0.80
1:E:42:ALA:HA	1:E:71:THR:HB	1.64	0.79
1:A:70:ASN:OD1	1:A:71:THR:OG1	1.99	0.79
1:A:246:GLY:O	1:A:250:ASN:HA	1.81	0.79
1:A:324:ALA:HB1	1:A:325:PRO:CD	2.12	0.79
1:D:215:ALA:HB3	1:D:263:ARG:NH1	1.97	0.79
1:F:370:PHE:O	1:F:374:ARG:NH1	2.15	0.79
1:A:51:GLU:O	1:A:51:GLU:HG2	1.82	0.78
1:E:254:TRP:HA	3:E:502:HOH:O	1.84	0.78
1:A:323:ARG:HH11	1:A:323:ARG:CG	1.96	0.78
1:A:370:PHE:O	1:A:374:ARG:NH1	2.17	0.78
1:C:247:LYS:HB3	1:F:265:ILE:HG22	1.64	0.78
1:C:324:ALA:HB1	1:C:326:TRP:CE2	2.18	0.78
1:C:103:VAL:HG21	1:C:186:CYS:SG	2.23	0.77

Continued on next page...

Continued from previous page...

Atom-1	Atom-2	Interatomic distance (Å)	Clash overlap (Å)
1:E:53:VAL:HG11	1:E:98:GLN:HB3	1.65	0.77
1:C:156:PRO:O	1:C:157:PHE:HD1	1.66	0.77
1:E:245:ASP:OD1	1:E:248:THR:N	2.18	0.77
1:D:79:ASN:N	1:D:79:ASN:HD22	1.83	0.77
1:C:287:GLY:O	1:C:291:ILE:HD12	1.86	0.76
1:E:87:GLU:OE1	1:E:136:TYR:OH	2.04	0.75
1:E:254:TRP:CG	3:E:502:HOH:O	2.38	0.75
1:A:245:ASP:C	1:A:249:THR:HG1	1.87	0.75
1:C:140:ASP:OD2	1:C:162:LYS:NZ	2.17	0.75
1:C:303:ASN:OD1	1:C:303:ASN:C	2.24	0.75
1:E:349:ILE:O	1:E:352:TYR:HB3	1.86	0.75
1:E:47:VAL:O	1:E:47:VAL:HG13	1.87	0.74
1:C:158:ASP:O	1:F:247:LYS:HE2	1.87	0.74
1:A:36:ASN:O	1:A:315:ARG:NH1	2.18	0.74
1:D:179:MET:O	1:D:183:ILE:HG13	1.88	0.74
1:E:254:TRP:CA	3:E:502:HOH:O	2.33	0.74
1:C:199:TRP:CE3	1:F:247:LYS:HD3	2.24	0.73
1:E:196:ASP:HA	1:E:241:ASP:OD2	1.88	0.73
1:A:305:GLU:HB3	1:D:323:ARG:HH12	1.53	0.73
1:F:283:PRO:O	1:F:285:THR:N	2.19	0.73
1:F:228:HIS:O	1:F:231:GLU:N	2.20	0.73
1:C:155:GLY:C	1:C:157:PHE:H	1.92	0.73
1:A:374:ARG:O	1:A:378:VAL:HG23	1.88	0.72
1:D:189:ASP:O	1:D:190:ALA:HB2	1.90	0.72
1:E:129:ILE:HG22	1:E:134:ALA:HB2	1.71	0.72
1:A:70:ASN:O	1:A:71:THR:OG1	2.06	0.72
1:F:182:LEU:HD12	1:F:191:PHE:CE2	2.24	0.72
1:F:132:LEU:HD23	1:F:164:LEU:HD21	1.71	0.72
1:D:160:TYR:CZ	1:D:197:GLU:OE2	2.42	0.71
1:F:37:LYS:NZ	1:F:377:GLU:O	2.23	0.71
1:C:165:CYS:SG	1:C:165:CYS:O	2.47	0.71
1:D:46:THR:OG1	1:D:341:MET:SD	2.48	0.71
1:C:67:GLU:HA	1:C:374:ARG:HH11	1.54	0.71
1:C:277:TRP:HB3	1:C:299:SER:HB2	1.72	0.71
1:E:213:ASP:OD1	1:E:213:ASP:C	2.28	0.71
1:F:45:LEU:HD11	1:F:59:PHE:HE2	1.53	0.71
1:C:166:PRO:HA	1:C:171:LEU:HD22	1.71	0.71
1:C:253:GLY:HA3	1:C:258:MET:HE3	1.71	0.71
1:D:59:PHE:CE2	1:D:64:LEU:HD21	2.25	0.71
1:D:87:GLU:OE2	1:D:87:GLU:N	2.21	0.71
1:C:156:PRO:O	1:C:254:TRP:HZ2	1.74	0.71

Continued on next page...

Continued from previous page...

Atom-1	Atom-2	Interatomic distance (Å)	Clash overlap (Å)
1:F:189:ASP:O	1:F:190:ALA:HB2	1.90	0.71
1:A:311:LEU:HD23	1:A:376:GLU:OE1	1.91	0.71
1:D:168:HIS:ND1	1:D:169:PRO:CD	2.53	0.71
1:F:45:LEU:HD12	1:F:72:LEU:HD11	1.71	0.71
1:E:174:THR:O	1:E:178:LEU:HG	1.90	0.70
1:C:57:CYS:O	1:C:60:ILE:N	2.24	0.70
1:A:39:PRO:CD	1:A:335:GLN:O	2.39	0.70
1:C:250:ASN:ND2	1:F:216:ALA:HB2	2.06	0.70
1:C:219:ALA:O	1:C:222:ALA:N	2.23	0.70
1:F:57:CYS:SG	1:F:102:ILE:CG1	2.79	0.70
1:D:168:HIS:ND1	1:D:169:PRO:HD2	2.06	0.70
1:F:213:ASP:CG	1:F:263:ARG:HH22	1.94	0.70
1:F:370:PHE:O	1:F:374:ARG:CZ	2.39	0.69
1:D:44:LEU:HD13	1:D:340:THR:HB	1.73	0.69
1:C:129:ILE:O	1:C:130:ASP:C	2.31	0.69
1:E:182:LEU:O	1:E:186:CYS:SG	2.50	0.69
1:D:102:ILE:HG22	1:D:102:ILE:O	1.93	0.69
1:F:328:VAL:O	1:F:329:THR:C	2.31	0.68
1:A:318:ARG:HG2	1:A:318:ARG:NH1	2.06	0.68
1:A:323:ARG:HH11	1:A:323:ARG:HG3	1.57	0.68
1:F:252:LEU:O	1:F:256:ALA:HB3	1.94	0.68
1:A:141:GLU:OE1	1:A:206:CYS:CB	2.35	0.68
1:E:345:SER:O	1:E:349:ILE:HG13	1.93	0.68
1:A:196:ASP:HB3	1:A:239:TRP:CD1	2.29	0.68
1:A:311:LEU:CD2	1:A:376:GLU:OE1	2.42	0.68
1:E:242:ARG:NH2	1:E:253:GLY:O	2.24	0.68
1:D:39:PRO:O	1:D:70:ASN:ND2	2.19	0.67
1:E:78:TYR:OH	1:E:123:GLN:NE2	2.26	0.67
1:E:361:PRO:O	1:E:364:GLU:N	2.26	0.67
1:C:126:ARG:HG2	1:C:151:TRP:CE3	2.28	0.67
1:D:243:LEU:HD22	1:D:265:ILE:HA	1.76	0.67
1:E:117:MET:SD	1:E:182:LEU:HD11	2.34	0.67
1:F:279:TYR:CG	1:F:301:CYS:HB3	2.29	0.67
1:A:237:TRP:CD2	1:A:273:MET:HG2	2.28	0.67
1:C:124:SER:OG	1:C:162:LYS:HB2	1.93	0.67
1:C:69:VAL:HG22	1:C:370:PHE:CZ	2.30	0.67
1:E:171:LEU:O	1:E:172:LEU:HD23	1.95	0.67
1:C:41:LYS:N	1:C:70:ASN:OD1	2.27	0.67
1:C:126:ARG:HA	1:C:151:TRP:CE2	2.30	0.67
1:D:248:THR:O	1:D:248:THR:HG22	1.94	0.67
1:E:120:LEU:HA	1:E:164:LEU:HD12	1.77	0.67

Continued on next page...

Continued from previous page...

Atom-1	Atom-2	Interatomic distance (Å)	Clash overlap (Å)
1:C:255:GLN:HB3	1:C:278:LYS:HD3	1.78	0.66
1:E:127:ASP:OD1	1:E:127:ASP:O	2.13	0.66
1:E:286:PRO:O	1:E:287:GLY:C	2.32	0.66
1:E:57:CYS:SG	1:E:102:ILE:HG12	2.35	0.66
1:D:190:ALA:HA	1:D:235:GLN:O	1.95	0.66
1:E:213:ASP:OD1	1:E:215:ALA:N	2.28	0.66
1:A:100:LYS:HG3	1:A:185:VAL:HG13	1.78	0.66
1:C:343:GLU:OE1	1:C:362:SER:OG	2.12	0.66
1:F:339:VAL:HG11	1:F:366:PHE:HA	1.77	0.66
1:E:286:PRO:O	1:E:288:TYR:N	2.29	0.66
1:A:141:GLU:OE1	1:A:209:CYS:HB2	1.94	0.66
1:C:157:PHE:O	1:F:258:MET:SD	2.53	0.66
1:A:335:GLN:HE21	1:A:335:GLN:HA	1.60	0.66
1:C:255:GLN:HB3	1:C:278:LYS:CD	2.25	0.66
1:D:153:ASP:OD1	1:D:158:ASP:HB2	1.96	0.66
1:C:156:PRO:O	1:C:157:PHE:CD1	2.47	0.66
1:C:275:CYS:HG	1:C:338:PHE:HD2	1.39	0.66
1:D:38:LEU:HD22	1:D:336:GLY:HA2	1.77	0.66
1:E:41:LYS:HB2	1:E:70:ASN:ND2	2.10	0.66
1:F:103:VAL:O	1:F:106:CYS:N	2.28	0.66
1:C:147:PRO:O	1:C:149:VAL:HG23	1.96	0.66
1:A:361:PRO:O	1:A:365:THR:N	2.27	0.66
1:F:172:LEU:HD13	1:F:176:PHE:CZ	2.31	0.66
1:C:371:ALA:O	1:C:373:ILE:N	2.29	0.65
1:C:247:LYS:HE2	1:C:258:MET:HA	1.78	0.65
1:C:371:ALA:O	1:C:372:GLN:C	2.33	0.65
1:A:73:VAL:HG21	1:A:338:PHE:CZ	2.32	0.65
1:A:306:VAL:O	1:A:309:ALA:HB3	1.96	0.65
1:D:65:PRO:HG3	1:D:109:ALA:HB1	1.78	0.65
1:A:246:GLY:O	1:A:250:ASN:CA	2.43	0.65
1:C:132:LEU:O	1:C:135:LYS:N	2.29	0.65
1:A:182:LEU:O	1:A:186:CYS:SG	2.55	0.65
1:E:106:CYS:HB3	1:E:111:ILE:HG22	1.77	0.65
1:D:47:VAL:HA	1:D:74:LEU:HD11	1.77	0.65
1:F:125:ASP:O	1:F:126:ARG:CB	2.45	0.65
1:E:120:LEU:HD12	1:E:164:LEU:CB	2.25	0.64
1:C:55:GLU:OE2	1:C:346:LYS:HE3	1.97	0.64
1:C:219:ALA:O	1:C:221:TYR:N	2.31	0.64
1:D:203:TYR:O	1:D:204:GLU:C	2.36	0.64
1:E:141:GLU:OE2	1:E:206:CYS:SG	2.55	0.64
1:E:245:ASP:OD2	3:E:501:HOH:O	2.14	0.64

Continued on next page...

Continued from previous page...

Atom-1	Atom-2	Interatomic distance (Å)	Clash overlap (Å)
1:F:141:GLU:OE1	1:F:209:CYS:HB2	1.97	0.64
1:E:41:LYS:H	1:E:70:ASN:HD21	1.45	0.64
1:E:372:GLN:HE21	1:E:376:GLU:HG3	1.61	0.64
1:F:42:ALA:HB3	1:F:338:PHE:HB2	1.79	0.64
1:C:250:ASN:HD21	1:F:216:ALA:HB2	1.60	0.64
1:F:125:ASP:O	1:F:126:ARG:HB2	1.97	0.64
1:A:199:TRP:CZ2	1:A:253:GLY:O	2.50	0.64
1:D:277:TRP:O	1:D:278:LYS:HD3	1.98	0.64
1:C:258:MET:O	1:F:245:ASP:HB2	1.98	0.64
1:C:251:LEU:O	1:C:252:LEU:HB2	1.97	0.64
1:D:45:LEU:HD13	1:D:56:PHE:CE1	2.33	0.64
1:D:80:TYR:CE1	1:D:99:LEU:HD23	2.33	0.63
1:E:186:CYS:O	1:E:187:GLY:C	2.36	0.63
1:D:50:PRO:HD3	1:D:94:ILE:HG22	1.80	0.63
1:A:70:ASN:C	1:A:71:THR:OG1	2.34	0.63
1:E:376:GLU:HA	1:E:379:MET:SD	2.39	0.63
1:D:343:GLU:OE2	1:D:362:SER:OG	2.11	0.63
1:A:58:ARG:NH1	1:A:62:GLU:OE2	2.32	0.63
1:A:146:ASN:OD1	1:A:162:LYS:NZ	2.23	0.63
1:C:203:TYR:O	1:C:205:LYS:N	2.31	0.62
1:C:277:TRP:CE3	1:C:279:TYR:CE2	2.87	0.62
1:E:101:GLN:O	1:E:105:THR:OG1	2.14	0.62
1:E:206:CYS:SG	1:E:207:PRO:HD2	2.39	0.62
1:A:308:LEU:O	1:A:309:ALA:C	2.37	0.62
1:C:195:LEU:HD23	1:C:195:LEU:N	2.15	0.62
1:D:99:LEU:O	1:D:102:ILE:N	2.29	0.62
1:C:141:GLU:OE2	1:C:141:GLU:HA	1.99	0.62
1:E:85:HIS:CB	1:E:88:LEU:HD12	2.29	0.62
1:F:243:LEU:HA	1:F:262:PHE:HA	1.81	0.62
1:C:247:LYS:HG2	1:F:263:ARG:HA	1.81	0.62
1:C:329:THR:O	1:C:332:GLU:HB2	1.99	0.62
1:F:115:PRO:HD2	1:F:190:ALA:O	1.99	0.62
1:D:306:VAL:O	1:D:307:ALA:C	2.38	0.62
1:E:310:GLN:O	1:E:314:VAL:HG23	2.00	0.62
1:C:203:TYR:C	1:C:205:LYS:H	2.02	0.62
1:F:73:VAL:HG13	1:F:114:ILE:HG22	1.82	0.62
1:D:213:ASP:CG	1:D:263:ARG:HH12	2.03	0.62
1:F:73:VAL:HG22	1:F:114:ILE:HB	1.81	0.62
1:D:140:ASP:O	3:D:501:HOH:O	2.15	0.61
1:F:45:LEU:HD13	1:F:56:PHE:CE1	2.35	0.61
1:C:140:ASP:C	1:C:140:ASP:OD1	2.38	0.61

Continued on next page...

Continued from previous page...

Atom-1	Atom-2	Interatomic distance (Å)	Clash overlap (Å)
1:F:132:LEU:HD23	1:F:164:LEU:HD11	1.81	0.61
1:E:290:ALA:O	1:E:333:ARG:NH1	2.29	0.61
1:C:345:SER:O	1:C:349:ILE:HG13	2.00	0.61
1:E:165:CYS:O	1:E:171:LEU:HD22	2.00	0.61
1:D:193:VAL:O	1:D:195:LEU:HD23	2.01	0.61
1:F:314:VAL:HG11	1:F:336:GLY:HA2	1.82	0.61
1:C:253:GLY:CA	1:C:258:MET:HE3	2.30	0.61
1:D:306:VAL:O	1:D:309:ALA:HB3	2.00	0.61
1:A:121:GLY:HA2	1:A:163:SER:HA	1.83	0.61
1:A:180:ASP:OD2	1:A:228:HIS:NE2	2.29	0.61
1:A:359:LYS:O	1:A:360:LEU:HD23	2.01	0.61
1:C:47:VAL:HA	1:C:74:LEU:HD11	1.82	0.61
1:C:259:ASN:ND2	1:F:248:THR:HG21	2.15	0.61
1:A:301:CYS:O	1:A:365:THR:HG21	2.01	0.61
1:C:40:VAL:HG11	1:C:297:LEU:HD11	1.83	0.61
1:C:57:CYS:O	1:C:59:PHE:N	2.34	0.61
1:A:36:ASN:O	1:A:377:GLU:OE1	2.19	0.60
1:E:59:PHE:CE2	1:E:64:LEU:HD21	2.36	0.60
1:A:180:ASP:CG	1:A:228:HIS:HE2	2.05	0.60
1:A:302:SER:HA	1:A:362:SER:CA	2.30	0.60
1:A:237:TRP:CE2	1:A:273:MET:HG2	2.36	0.60
1:C:133:LEU:O	1:C:137:PRO:HA	2.01	0.60
1:E:171:LEU:C	1:E:172:LEU:HD23	2.22	0.60
1:E:372:GLN:NE2	1:E:376:GLU:HG3	2.16	0.60
1:C:324:ALA:HB1	1:C:326:TRP:CZ2	2.36	0.60
1:F:63:VAL:HG13	1:F:352:TYR:CZ	2.36	0.60
1:F:89:ALA:O	1:F:90:GLY:O	2.20	0.60
1:A:245:ASP:O	1:A:249:THR:CB	2.50	0.60
1:C:258:MET:HB3	1:F:245:ASP:HB2	1.84	0.60
1:C:376:GLU:O	1:C:380:ASN:OD1	2.20	0.60
1:C:39:PRO:C	1:C:70:ASN:HD21	2.05	0.60
1:C:245:ASP:O	1:C:249:THR:OG1	2.11	0.60
1:C:348:PHE:O	1:C:351:ALA:HB3	2.01	0.60
1:F:148:PRO:O	1:F:151:TRP:HA	2.02	0.60
1:F:176:PHE:O	1:F:177:PRO:C	2.40	0.60
1:D:160:TYR:CD2	1:D:161:CYS:SG	2.96	0.59
1:D:304:SER:O	1:D:308:LEU:HG	2.02	0.59
1:E:139:PHE:O	1:E:165:CYS:N	2.34	0.59
1:D:50:PRO:HG3	1:D:94:ILE:HA	1.82	0.59
1:D:294:PHE:O	1:D:333:ARG:HB3	2.02	0.59
1:F:99:LEU:O	1:F:103:VAL:HG23	2.03	0.59

Continued on next page...

Continued from previous page...

Atom-1	Atom-2	Interatomic distance (Å)	Clash overlap (Å)
1:F:328:VAL:O	1:F:329:THR:O	2.20	0.59
1:A:193:VAL:HG21	1:A:236:MET:CE	2.32	0.59
1:E:296:VAL:HG13	1:E:334:MET:SD	2.42	0.59
1:F:80:TYR:OH	1:F:96:GLU:OE2	2.19	0.59
1:C:197:GLU:HB3	1:C:199:TRP:CD1	2.37	0.59
1:E:315:ARG:O	1:E:318:ARG:N	2.34	0.59
1:E:341:MET:HG2	1:E:348:PHE:CD2	2.36	0.59
1:A:367:LYS:O	1:A:368:ALA:C	2.40	0.59
1:F:45:LEU:HD11	1:F:59:PHE:CE2	2.36	0.59
1:E:56:PHE:O	1:E:56:PHE:CD1	2.56	0.59
1:F:41:LYS:HE2	1:F:70:ASN:ND2	2.18	0.59
1:D:50:PRO:CD	1:D:94:ILE:HG22	2.33	0.58
1:D:295:ASN:HB3	1:D:335:GLN:HG3	1.84	0.58
1:E:79:ASN:HD22	1:E:79:ASN:N	2.00	0.58
1:E:85:HIS:HB3	1:E:88:LEU:HD12	1.84	0.58
1:A:41:LYS:NZ	1:A:68:GLY:O	2.30	0.58
1:C:242:ARG:O	1:C:261:THR:O	2.21	0.58
1:A:319:LYS:O	1:A:322:THR:OG1	2.19	0.58
1:E:285:THR:O	1:E:288:TYR:HB3	2.04	0.58
1:E:41:LYS:CE	1:E:70:ASN:HD22	2.13	0.58
1:A:38:LEU:HD22	1:A:336:GLY:HA2	1.86	0.58
1:A:335:GLN:HA	1:A:335:GLN:NE2	2.19	0.58
1:D:44:LEU:HB3	1:D:340:THR:HA	1.83	0.58
1:D:73:VAL:HA	1:D:114:ILE:O	2.04	0.58
1:A:213:ASP:OD2	1:A:263:ARG:NH1	2.32	0.58
1:C:124:SER:HB2	1:C:128:HIS:O	2.04	0.58
1:D:270:THR:HB	1:D:293:GLY:O	2.03	0.58
1:D:156:PRO:O	1:D:254:TRP:CZ2	2.57	0.57
1:E:63:VAL:HG13	1:E:352:TYR:CZ	2.39	0.57
1:F:103:VAL:HG22	3:F:505:HOH:O	2.02	0.57
1:A:142:SER:OG	1:A:142:SER:O	2.21	0.57
1:E:48:PRO:HD3	1:E:56:PHE:CE2	2.40	0.57
1:F:64:LEU:CD1	1:F:72:LEU:HD13	2.33	0.57
1:F:133:LEU:HD13	1:F:140:ASP:CB	2.30	0.57
1:A:41:LYS:HE3	1:A:70:ASN:ND2	2.19	0.57
1:C:129:ILE:O	1:C:130:ASP:O	2.21	0.57
1:C:60:ILE:HG21	1:C:105:THR:HB	1.85	0.57
1:D:340:THR:O	1:D:340:THR:OG1	2.23	0.57
1:E:203:TYR:CE2	1:E:205:LYS:HB2	2.40	0.57
1:A:41:LYS:CE	1:A:70:ASN:HD22	2.18	0.57
1:C:279:TYR:CD1	1:C:301:CYS:HB2	2.40	0.57

Continued on next page...

Continued from previous page...

Atom-1	Atom-2	Interatomic distance (Å)	Clash overlap (Å)
1:C:44:LEU:HD23	1:C:341:MET:O	2.05	0.57
1:C:244:ILE:HG22	1:C:256:ALA:HB1	1.86	0.57
1:C:329:THR:HG22	1:C:333:ARG:NE	2.19	0.57
1:F:205:LYS:O	1:F:206:CYS:C	2.42	0.57
1:F:221:TYR:CZ	1:F:225:LEU:HD11	2.39	0.57
1:F:240:SER:O	1:F:243:LEU:HB2	2.05	0.57
1:D:36:ASN:C	1:D:315:ARG:HH12	2.07	0.57
1:F:304:SER:O	1:F:307:ALA:N	2.38	0.57
1:C:199:TRP:O	1:F:248:THR:CA	2.53	0.56
1:C:311:LEU:HD22	1:C:369:VAL:HG13	1.87	0.56
1:D:117:MET:HG2	1:D:119:LEU:HD21	1.86	0.56
1:A:193:VAL:HG22	1:A:237:TRP:O	2.05	0.56
1:C:155:GLY:O	1:C:157:PHE:N	2.38	0.56
1:C:253:GLY:CA	1:C:258:MET:CE	2.83	0.56
1:D:189:ASP:O	1:D:190:ALA:CB	2.53	0.56
1:F:39:PRO:O	1:F:70:ASN:ND2	2.36	0.56
1:F:104:GLN:NE2	1:F:108:GLU:HG3	2.20	0.56
1:A:189:ASP:O	1:A:234:CYS:HA	2.04	0.56
1:C:155:GLY:C	1:C:157:PHE:N	2.58	0.56
1:C:198:VAL:HG12	1:C:198:VAL:O	2.05	0.56
1:C:258:MET:HB2	1:F:245:ASP:OD2	2.06	0.56
1:F:41:LYS:HE3	1:F:68:GLY:O	2.06	0.56
1:F:124:SER:OG	1:F:161:CYS:CB	2.53	0.56
1:F:189:ASP:O	1:F:190:ALA:CB	2.54	0.56
1:F:285:THR:N	1:F:286:PRO:CD	2.68	0.56
1:F:303:ASN:HB3	1:F:306:VAL:HB	1.87	0.56
1:A:216:ALA:O	1:A:220:GLU:HB2	2.06	0.56
1:A:315:ARG:NH2	1:A:377:GLU:OE1	2.38	0.56
1:A:351:ALA:HA	1:A:358:LYS:HB3	1.88	0.56
1:D:117:MET:CG	1:D:119:LEU:HD21	2.35	0.56
1:E:144:ASP:OD1	1:E:203:TYR:OH	2.23	0.56
1:C:140:ASP:OD1	1:C:142:SER:N	2.35	0.56
1:D:40:VAL:O	1:D:336:GLY:HA3	2.06	0.56
1:F:222:ALA:O	1:F:223:THR:C	2.43	0.56
1:A:255:GLN:O	1:A:256:ALA:HB2	2.06	0.56
1:C:209:CYS:O	1:C:212:ARG:HG3	2.05	0.56
1:D:243:LEU:HD22	1:D:265:ILE:CA	2.35	0.56
1:E:328:VAL:O	1:E:329:THR:C	2.44	0.56
1:F:131:PRO:HA	1:F:134:ALA:HB3	1.89	0.56
1:A:368:ALA:O	1:A:372:GLN:N	2.36	0.55
1:A:193:VAL:HG21	1:A:236:MET:HE2	1.87	0.55

Continued on next page...

Continued from previous page...

Atom-1	Atom-2	Interatomic distance (Å)	Clash overlap (Å)
1:C:241:ASP:O	1:C:243:LEU:N	2.39	0.55
1:D:328:VAL:O	1:D:329:THR:C	2.43	0.55
1:E:318:ARG:HA	1:E:331:ALA:HB1	1.88	0.55
1:A:179:MET:HE2	1:A:229:LEU:HD21	1.89	0.55
1:E:239:TRP:CE3	1:E:275:CYS:HB3	2.41	0.55
1:F:87:GLU:OE1	1:F:88:LEU:HG	2.06	0.55
1:F:61:LYS:O	1:F:61:LYS:HG2	2.06	0.55
1:A:36:ASN:O	1:A:377:GLU:CD	2.45	0.55
1:C:130:ASP:O	1:C:132:LEU:N	2.40	0.55
1:D:60:ILE:CD1	1:D:102:ILE:HG23	2.37	0.55
1:A:168:HIS:ND1	1:A:169:PRO:HD2	2.22	0.55
1:D:302:SER:O	1:D:365:THR:OG1	2.25	0.55
1:E:240:SER:OG	1:E:276:ASP:CA	2.47	0.55
1:F:214:LYS:HD2	1:F:260:ALA:HB3	1.88	0.55
1:C:255:GLN:HB3	1:C:278:LYS:CE	2.37	0.55
1:E:276:ASP:OD2	1:E:285:THR:HB	2.07	0.55
1:E:164:LEU:HD22	1:E:171:LEU:HD11	1.89	0.55
1:D:120:LEU:HD13	1:D:221:TYR:CD2	2.42	0.55
1:E:140:ASP:OD1	1:E:141:GLU:N	2.39	0.55
1:C:140:ASP:OD1	1:C:141:GLU:N	2.40	0.54
1:E:239:TRP:HA	1:E:275:CYS:HB2	1.88	0.54
1:F:190:ALA:HA	1:F:235:GLN:O	2.07	0.54
1:C:245:ASP:OD1	1:C:247:LYS:HB2	2.08	0.54
1:F:272:ILE:HG22	1:F:273:MET:O	2.06	0.54
1:C:123:GLN:NE2	1:C:164:LEU:HD11	2.22	0.54
1:E:116:LYS:O	1:E:117:MET:HG3	2.06	0.54
1:C:55:GLU:OE2	1:C:346:LYS:CE	2.56	0.54
1:C:377:GLU:HA	1:C:380:ASN:HB2	1.90	0.54
1:D:302:SER:OG	1:D:303:ASN:N	2.41	0.54
1:E:194:GLY:O	1:E:195:LEU:HB2	2.08	0.54
1:F:196:ASP:HB3	1:F:239:TRP:CD1	2.42	0.54
1:E:64:LEU:N	1:E:64:LEU:HD23	2.23	0.54
1:E:90:GLY:O	1:E:92:ARG:N	2.40	0.54
1:E:286:PRO:O	1:E:289:PHE:N	2.40	0.54
1:F:124:SER:OG	1:F:161:CYS:HB2	2.07	0.54
1:D:122:HIS:NE2	1:D:197:GLU:HB2	2.23	0.54
1:E:213:ASP:OD1	1:E:214:LYS:N	2.40	0.54
1:F:132:LEU:HD23	1:F:164:LEU:CD2	2.37	0.54
1:C:343:GLU:OE2	1:C:343:GLU:O	2.26	0.54
1:E:168:HIS:ND1	1:E:169:PRO:HD2	2.22	0.54
1:F:274:ILE:O	1:F:296:VAL:HG23	2.08	0.54

Continued on next page...

Continued from previous page...

Atom-1	Atom-2	Interatomic distance (Å)	Clash overlap (Å)
1:C:176:PHE:HB2	1:C:177:PRO:HD3	1.89	0.54
1:C:309:ALA:O	1:C:310:GLN:C	2.45	0.54
1:E:127:ASP:O	1:E:128:HIS:HB2	2.08	0.54
1:F:206:CYS:O	1:F:206:CYS:SG	2.65	0.54
1:C:250:ASN:HA	1:F:263:ARG:HH11	1.73	0.54
1:A:80:TYR:CE1	1:A:99:LEU:HD23	2.43	0.54
1:C:258:MET:O	1:F:245:ASP:CB	2.55	0.54
1:D:120:LEU:HD13	1:D:221:TYR:CE2	2.42	0.54
1:E:85:HIS:O	1:E:88:LEU:N	2.28	0.54
1:F:116:LYS:NZ	1:F:118:ASN:ND2	2.56	0.54
1:C:308:LEU:HD23	1:C:311:LEU:CD2	2.34	0.53
1:E:221:TYR:O	1:E:224:LYS:HB2	2.08	0.53
1:E:278:LYS:HB2	1:E:310:GLN:HE22	1.73	0.53
1:A:122:HIS:NE2	1:A:197:GLU:OE2	2.42	0.53
1:F:279:TYR:CD2	1:F:301:CYS:HB3	2.43	0.53
1:D:67:GLU:OE2	1:D:374:ARG:NH1	2.40	0.53
1:A:293:GLY:HA2	1:D:248:THR:CG2	2.39	0.53
1:C:48:PRO:HD3	1:C:56:PHE:CE2	2.43	0.53
1:D:56:PHE:O	1:D:60:ILE:HG13	2.09	0.53
1:E:59:PHE:CE1	1:E:349:ILE:HG12	2.43	0.53
1:F:189:ASP:C	1:F:234:CYS:SG	2.86	0.53
1:F:261:THR:OG1	1:F:262:PHE:N	2.41	0.53
1:F:309:ALA:O	1:F:312:ALA:HB3	2.08	0.53
1:E:47:VAL:CG1	1:E:47:VAL:O	2.57	0.53
1:A:164:LEU:HD13	1:A:171:LEU:HD11	1.90	0.53
1:A:303:ASN:OD1	1:A:306:VAL:HG23	2.08	0.53
1:E:328:VAL:O	1:E:331:ALA:N	2.41	0.53
1:E:366:PHE:O	1:E:370:PHE:HB2	2.08	0.53
1:F:246:GLY:O	1:F:250:ASN:HA	2.09	0.53
1:C:76:ILE:O	1:C:77:ARG:HB2	2.09	0.53
1:E:36:ASN:HD22	1:E:380:ASN:HB3	1.74	0.53
1:E:331:ALA:O	1:E:332:GLU:C	2.46	0.53
1:F:36:ASN:HD21	1:F:37:LYS:HE2	1.73	0.53
1:A:306:VAL:O	1:A:310:GLN:HG3	2.09	0.52
1:C:104:GLN:HE22	1:C:107:LYS:HD3	1.72	0.52
1:D:243:LEU:HB3	1:D:265:ILE:HD12	1.91	0.52
1:C:246:GLY:HA2	1:C:256:ALA:HB3	1.89	0.52
1:C:275:CYS:SG	1:C:338:PHE:HD2	2.32	0.52
1:D:50:PRO:HB3	1:D:98:GLN:NE2	2.24	0.52
1:E:300:SER:O	1:E:340:THR:HG23	2.10	0.52
1:F:198:VAL:HG12	1:F:198:VAL:O	2.08	0.52

Continued on next page...

Continued from previous page...

Atom-1	Atom-2	Interatomic distance (Å)	Clash overlap (Å)
1:A:238:MET:O	1:A:275:CYS:HB2	2.09	0.52
1:D:285:THR:N	1:D:286:PRO:CD	2.72	0.52
1:F:171:LEU:O	1:F:175:ILE:N	2.41	0.52
1:A:192:HIS:CE1	1:A:194:GLY:H	2.28	0.52
1:C:128:HIS:HD2	1:C:130:ASP:OD1	1.93	0.52
1:E:348:PHE:HA	1:E:360:LEU:HD12	1.90	0.52
1:E:365:THR:O	1:E:368:ALA:N	2.42	0.52
1:F:266:ASP:OD1	1:F:292:LYS:HD2	2.08	0.52
1:F:279:TYR:CD1	1:F:301:CYS:HB3	2.43	0.52
1:A:301:CYS:SG	1:A:302:SER:N	2.83	0.52
1:D:223:THR:O	1:D:226:HIS:N	2.42	0.52
1:E:229:LEU:O	1:E:234:CYS:HB2	2.09	0.52
1:F:213:ASP:OD1	1:F:263:ARG:NH2	2.35	0.52
1:C:43:MET:CE	1:C:366:PHE:CD1	2.93	0.52
1:C:225:LEU:N	1:C:225:LEU:HD23	2.24	0.52
1:C:250:ASN:OD1	1:F:263:ARG:NH1	2.43	0.52
1:C:255:GLN:O	1:C:278:LYS:NZ	2.31	0.52
1:D:44:LEU:HD22	1:D:341:MET:O	2.10	0.52
1:D:116:LYS:HG2	1:D:117:MET:N	2.23	0.52
1:E:175:ILE:HG22	1:E:179:MET:SD	2.49	0.52
1:D:213:ASP:OD2	1:D:263:ARG:NH1	2.43	0.52
1:F:213:ASP:OD1	1:F:213:ASP:C	2.47	0.52
1:A:51:GLU:O	1:A:51:GLU:CG	2.51	0.52
1:F:206:CYS:SG	1:F:209:CYS:HB2	2.49	0.52
1:E:104:GLN:O	1:E:108:GLU:N	2.32	0.52
1:F:348:PHE:HA	1:F:360:LEU:HD13	1.92	0.52
1:C:253:GLY:N	1:C:258:MET:HE2	2.25	0.51
1:C:254:TRP:HB2	1:C:255:GLN:HE21	1.75	0.51
1:C:257:SER:OG	1:C:258:MET:N	2.43	0.51
1:F:138:GLN:HG3	3:F:507:HOH:O	2.10	0.51
1:F:278:LYS:HE2	1:F:285:THR:HG21	1.93	0.51
1:C:74:LEU:HD22	1:C:102:ILE:HG21	1.92	0.51
1:C:156:PRO:O	1:C:254:TRP:CH2	2.63	0.51
1:E:317:ALA:HB1	1:E:334:MET:HG3	1.91	0.51
1:A:103:VAL:O	1:A:104:GLN:C	2.49	0.51
1:C:242:ARG:HA	1:C:257:SER:HB2	1.91	0.51
1:E:166:PRO:HD2	1:E:209:CYS:SG	2.50	0.51
1:A:223:THR:O	1:A:227:ASP:N	2.37	0.51
1:C:245:ASP:HA	1:C:262:PHE:CD2	2.45	0.51
1:E:287:GLY:O	1:E:290:ALA:HB3	2.10	0.51
1:C:109:ALA:O	1:C:110:LYS:HB2	2.10	0.51

Continued on next page...

Continued from previous page...

Atom-1	Atom-2	Interatomic distance (Å)	Clash overlap (Å)
1:D:48:PRO:O	1:D:94:ILE:HG21	2.11	0.51
1:D:196:ASP:HA	1:D:241:ASP:OD1	2.11	0.51
1:D:328:VAL:O	1:D:332:GLU:N	2.36	0.51
1:D:348:PHE:C	1:D:348:PHE:CD1	2.84	0.51
1:A:348:PHE:CZ	1:A:363:ALA:HA	2.46	0.51
1:C:68:GLY:O	1:C:69:VAL:C	2.48	0.51
1:D:237:TRP:CD2	1:D:273:MET:HG2	2.45	0.51
1:A:57:CYS:SG	1:A:102:ILE:HA	2.51	0.51
1:A:120:LEU:O	1:A:164:LEU:N	2.34	0.51
1:D:355:ARG:C	1:D:357:GLY:H	2.14	0.51
1:E:176:PHE:HD1	1:E:179:MET:SD	2.34	0.51
1:F:77:ARG:NH2	1:F:122:HIS:O	2.44	0.51
1:F:103:VAL:CG2	3:F:505:HOH:O	2.57	0.51
1:C:193:VAL:HG22	1:C:237:TRP:O	2.11	0.51
1:C:226:HIS:NE2	1:C:271:ASP:OD1	2.38	0.51
1:C:324:ALA:CB	1:C:326:TRP:CE2	2.91	0.51
1:D:363:ALA:O	1:D:366:PHE:N	2.44	0.51
1:A:281:SER:C	1:A:283:PRO:HD3	2.31	0.51
1:C:120:LEU:HD13	1:C:166:PRO:HG3	1.93	0.51
1:C:248:THR:HA	1:F:266:ASP:HB2	1.92	0.51
1:E:168:HIS:CD2	1:E:208:ARG:CZ	2.94	0.51
1:C:133:LEU:O	1:C:137:PRO:CA	2.59	0.50
1:C:268:ILE:HD12	1:C:272:ILE:HD12	1.93	0.50
1:D:73:VAL:HG13	1:D:116:LYS:HB2	1.93	0.50
1:E:243:LEU:CD1	1:E:274:ILE:HD12	2.40	0.50
1:C:194:GLY:HA2	1:C:239:TRP:CD1	2.46	0.50
1:C:247:LYS:CB	1:F:263:ARG:HA	2.41	0.50
1:D:50:PRO:HG3	1:D:94:ILE:HG22	1.92	0.50
1:E:43:MET:HE2	1:E:45:LEU:HD21	1.93	0.50
1:A:171:LEU:O	1:A:175:ILE:HB	2.12	0.50
1:A:270:THR:HA	1:A:294:PHE:CE1	2.46	0.50
1:C:123:GLN:HB2	1:C:162:LYS:O	2.10	0.50
1:E:64:LEU:HB2	1:E:65:PRO:HD2	1.93	0.50
1:E:242:ARG:CZ	1:E:256:ALA:O	2.59	0.50
1:E:328:VAL:O	1:E:331:ALA:HB3	2.10	0.50
1:F:120:LEU:HD12	1:F:164:LEU:O	2.11	0.50
1:A:240:SER:HB3	1:A:276:ASP:HA	1.92	0.50
1:C:43:MET:HE3	1:C:366:PHE:CD1	2.47	0.50
1:C:59:PHE:O	1:C:61:LYS:N	2.45	0.50
1:D:104:GLN:O	1:D:105:THR:C	2.49	0.50
1:E:80:TYR:C	1:E:93:ALA:HB1	2.31	0.50

Continued on next page...

Continued from previous page...

Atom-1	Atom-2	Interatomic distance (Å)	Clash overlap (Å)
1:E:365:THR:O	1:E:366:PHE:C	2.50	0.50
1:F:328:VAL:HA	1:F:331:ALA:HB3	1.93	0.50
1:A:41:LYS:CE	1:A:70:ASN:ND2	2.75	0.50
1:A:240:SER:CB	1:A:276:ASP:HA	2.42	0.50
1:F:221:TYR:CE2	1:F:225:LEU:HD11	2.47	0.50
1:A:295:ASN:HB3	1:A:335:GLN:CG	2.41	0.50
1:A:323:ARG:HG3	1:A:323:ARG:NH1	2.26	0.50
1:C:219:ALA:O	1:C:220:GLU:C	2.50	0.50
1:E:39:PRO:HG2	1:E:40:VAL:HG23	1.93	0.50
1:E:345:SER:O	1:E:349:ILE:CG1	2.60	0.50
1:F:372:GLN:HE21	1:F:376:GLU:CD	2.15	0.50
1:A:246:GLY:O	1:A:250:ASN:N	2.45	0.50
1:A:348:PHE:CE2	1:A:363:ALA:HA	2.47	0.50
1:D:131:PRO:HA	1:D:134:ALA:HB3	1.94	0.50
1:F:278:LYS:HB2	1:F:310:GLN:HE22	1.77	0.50
1:E:79:ASN:N	1:E:79:ASN:ND2	2.60	0.50
1:E:343:GLU:OE2	1:E:343:GLU:N	2.45	0.50
1:F:117:MET:HB3	1:F:191:PHE:CZ	2.47	0.50
1:C:181:GLU:O	1:C:185:VAL:HG23	2.12	0.50
1:C:247:LYS:HE3	1:C:258:MET:C	2.33	0.50
1:F:192:HIS:CE1	1:F:238:MET:HA	2.47	0.50
1:C:229:LEU:CB	1:C:234:CYS:HB3	2.38	0.49
1:E:39:PRO:O	1:E:70:ASN:ND2	2.45	0.49
1:F:70:ASN:O	1:F:111:ILE:HA	2.11	0.49
1:A:63:VAL:HG13	1:A:352:TYR:CZ	2.46	0.49
1:C:287:GLY:O	1:C:291:ILE:CD1	2.60	0.49
1:E:376:GLU:O	1:E:379:MET:N	2.35	0.49
1:F:45:LEU:O	1:F:74:LEU:HD12	2.12	0.49
1:A:364:GLU:O	1:A:367:LYS:HB2	2.12	0.49
1:C:275:CYS:SG	1:C:338:PHE:CD2	2.98	0.49
1:D:121:GLY:O	1:D:122:HIS:C	2.50	0.49
1:D:240:SER:OG	1:D:276:ASP:HA	2.13	0.49
1:C:72:LEU:HD22	1:C:106:CYS:SG	2.53	0.49
1:C:112:ARG:HH21	1:C:189:ASP:HB2	1.77	0.49
1:C:315:ARG:O	1:C:319:LYS:N	2.39	0.49
1:D:43:MET:CG	1:D:44:LEU:N	2.75	0.49
1:D:160:TYR:CE2	1:D:161:CYS:SG	3.06	0.49
1:E:131:PRO:O	1:E:135:LYS:HB2	2.12	0.49
1:E:220:GLU:O	1:E:224:LYS:HG3	2.11	0.49
1:F:173:LYS:O	1:F:177:PRO:HG2	2.13	0.49
1:C:170:ASP:OD1	1:C:170:ASP:N	2.46	0.49

Continued on next page...

Continued from previous page...

Atom-1	Atom-2	Interatomic distance (Å)	Clash overlap (Å)
1:E:240:SER:N	1:E:275:CYS:O	2.42	0.49
1:F:103:VAL:HG13	3:F:505:HOH:O	2.12	0.49
1:A:328:VAL:O	1:A:329:THR:C	2.49	0.49
1:D:228:HIS:O	1:D:231:GLU:HB2	2.12	0.49
1:E:344:ASP:CG	1:E:345:SER:H	2.16	0.49
1:C:226:HIS:HE2	1:C:271:ASP:CG	2.16	0.49
1:C:324:ALA:O	1:C:327:ALA:HB3	2.12	0.49
1:D:37:LYS:O	1:D:39:PRO:HD3	2.13	0.49
1:D:209:CYS:HB3	1:D:217:LEU:HD11	1.94	0.49
1:E:279:TYR:CZ	1:E:301:CYS:HB2	2.47	0.49
1:E:296:VAL:CG1	1:E:334:MET:SD	3.00	0.49
1:A:257:SER:OG	1:A:261:THR:OG1	2.18	0.49
1:A:287:GLY:O	1:A:288:TYR:C	2.51	0.49
1:D:146:ASN:OD1	1:D:162:LYS:NZ	2.43	0.49
1:D:196:ASP:O	1:D:197:GLU:C	2.51	0.49
1:E:48:PRO:HD3	1:E:56:PHE:CZ	2.48	0.49
1:F:206:CYS:O	1:F:208:ARG:N	2.46	0.49
1:A:315:ARG:NE	1:A:376:GLU:OE2	2.43	0.49
1:C:68:GLY:O	1:C:69:VAL:O	2.30	0.49
1:D:172:LEU:HD21	1:D:221:TYR:HE1	1.77	0.49
1:A:237:TRP:CD1	1:A:273:MET:HB3	2.48	0.48
1:A:369:VAL:O	1:A:372:GLN:N	2.46	0.48
1:F:119:LEU:O	1:F:221:TYR:OH	2.20	0.48
1:A:282:ALA:HB2	1:A:309:ALA:HB1	1.95	0.48
1:C:321:GLY:HA2	1:C:327:ALA:O	2.13	0.48
1:D:138:GLN:OE1	1:D:138:GLN:N	2.39	0.48
1:F:365:THR:O	1:F:366:PHE:C	2.51	0.48
1:C:165:CYS:O	1:C:168:HIS:HB2	2.13	0.48
1:C:290:ALA:O	1:C:333:ARG:NH1	2.46	0.48
1:D:135:LYS:C	1:D:136:TYR:CD1	2.86	0.48
1:A:59:PHE:CD2	1:A:349:ILE:HG12	2.48	0.48
1:E:59:PHE:O	1:E:63:VAL:HB	2.13	0.48
1:E:194:GLY:O	1:E:195:LEU:CB	2.61	0.48
1:F:36:ASN:HD21	1:F:37:LYS:CE	2.27	0.48
1:A:63:VAL:CG1	1:A:352:TYR:CZ	2.96	0.48
1:C:129:ILE:O	1:C:129:ILE:HG22	2.14	0.48
1:C:203:TYR:C	1:C:205:LYS:N	2.67	0.48
1:D:301:CYS:HA	1:D:340:THR:O	2.14	0.48
1:F:189:ASP:CA	1:F:234:CYS:SG	3.01	0.48
1:C:42:ALA:HB2	1:C:71:THR:HB	1.95	0.48
1:C:324:ALA:CB	1:C:326:TRP:CZ2	2.97	0.48

Continued on next page...

Continued from previous page...

Atom-1	Atom-2	Interatomic distance (Å)	Clash overlap (Å)
1:E:227:ASP:O	1:E:230:LYS:HB3	2.14	0.48
1:E:276:ASP:OD2	1:E:285:THR:CB	2.62	0.48
1:E:350:ASP:HB3	1:E:355:ARG:HB2	1.95	0.48
1:A:67:GLU:OE1	1:A:352:TYR:OH	2.20	0.48
1:A:323:ARG:CG	1:A:323:ARG:NH1	2.65	0.48
1:C:317:ALA:O	1:C:320:ASP:HB3	2.13	0.48
1:D:60:ILE:HD13	1:D:102:ILE:HG23	1.95	0.48
1:D:196:ASP:O	1:D:198:VAL:N	2.47	0.48
1:F:289:PHE:C	1:F:291:ILE:N	2.66	0.48
1:A:368:ALA:O	1:A:371:ALA:HB3	2.14	0.48
1:D:88:LEU:HD13	1:D:132:LEU:HB2	1.95	0.48
1:F:298:PRO:HB3	1:F:310:GLN:OE1	2.14	0.48
1:A:195:LEU:HD12	1:A:238:MET:HE3	1.96	0.48
1:D:34:GLU:O	1:D:318:ARG:NH2	2.47	0.48
1:D:74:LEU:HB2	1:D:113:PHE:CZ	2.48	0.48
1:E:43:MET:HG2	1:E:44:LEU:N	2.29	0.48
1:F:348:PHE:HA	1:F:360:LEU:CD1	2.44	0.48
1:A:70:ASN:OD1	1:A:70:ASN:C	2.53	0.48
1:C:123:GLN:CD	1:C:164:LEU:HD21	2.35	0.48
1:C:248:THR:O	1:F:267:LEU:HD21	2.14	0.48
1:C:258:MET:SD	1:F:263:ARG:HG3	2.54	0.48
1:D:88:LEU:HD22	1:D:131:PRO:O	2.14	0.48
1:A:121:GLY:CA	1:A:163:SER:HB3	2.44	0.47
1:F:276:ASP:OD1	1:F:285:THR:HG22	2.14	0.47
1:E:69:VAL:HG12	1:E:111:ILE:HD11	1.96	0.47
1:F:82:PHE:O	1:F:86:PRO:HA	2.13	0.47
1:F:259:ASN:O	1:F:260:ALA:CB	2.62	0.47
1:A:324:ALA:CB	1:A:325:PRO:CD	2.86	0.47
1:C:253:GLY:N	1:C:258:MET:CE	2.78	0.47
1:D:123:GLN:OE1	1:D:164:LEU:HD21	2.15	0.47
1:E:56:PHE:CZ	1:E:74:LEU:HD11	2.49	0.47
1:F:166:PRO:HD2	1:F:209:CYS:SG	2.54	0.47
1:F:182:LEU:HD12	1:F:191:PHE:CZ	2.50	0.47
1:A:116:LYS:HA	1:A:192:HIS:O	2.13	0.47
1:D:165:CYS:O	1:D:171:LEU:HD22	2.14	0.47
1:E:117:MET:SD	1:E:182:LEU:CD1	3.03	0.47
1:E:174:THR:O	1:E:178:LEU:CG	2.58	0.47
1:A:150:PRO:HB2	1:C:146:ASN:HB2	1.97	0.47
1:D:156:PRO:O	1:D:254:TRP:HZ2	1.98	0.47
1:F:106:CYS:O	1:F:109:ALA:N	2.48	0.47
1:F:279:TYR:CZ	1:F:301:CYS:HB2	2.49	0.47

Continued on next page...

Continued from previous page...

Atom-1	Atom-2	Interatomic distance (Å)	Clash overlap (Å)
1:C:99:LEU:O	1:C:103:VAL:N	2.37	0.47
1:C:120:LEU:O	1:C:163:SER:HA	2.14	0.47
1:C:120:LEU:CD1	1:C:166:PRO:HG3	2.45	0.47
1:C:341:MET:SD	1:C:343:GLU:OE2	2.73	0.47
1:E:39:PRO:O	1:E:70:ASN:OD1	2.33	0.47
1:E:360:LEU:O	1:E:363:ALA:N	2.47	0.47
1:A:49:HIS:CD2	1:A:92:ARG:NH2	2.83	0.47
1:A:73:VAL:HG21	1:A:338:PHE:HZ	1.76	0.47
1:A:213:ASP:OD1	1:A:263:ARG:NH2	2.46	0.47
1:A:368:ALA:HA	1:A:371:ALA:HB3	1.96	0.47
1:C:55:GLU:OE2	1:C:346:LYS:NZ	2.45	0.47
1:C:148:PRO:O	1:C:150:PRO:O	2.33	0.47
1:C:302:SER:HA	1:C:361:PRO:O	2.15	0.47
1:D:79:ASN:HD22	1:D:79:ASN:H	1.60	0.47
1:D:147:PRO:HD3	1:D:162:LYS:HE2	1.97	0.47
1:D:226:HIS:C	1:D:226:HIS:ND1	2.67	0.47
1:D:310:GLN:O	1:D:313:GLN:HB2	2.15	0.47
1:D:328:VAL:O	1:D:331:ALA:N	2.48	0.47
1:E:119:LEU:O	1:E:221:TYR:OH	2.23	0.47
1:E:329:THR:CG2	1:E:333:ARG:NH2	2.78	0.47
1:F:240:SER:HB2	1:F:244:ILE:HD11	1.97	0.47
1:D:79:ASN:N	1:D:79:ASN:ND2	2.54	0.47
1:D:168:HIS:CE1	1:D:169:PRO:HD2	2.50	0.47
1:D:64:LEU:N	1:D:65:PRO:CD	2.78	0.47
1:D:228:HIS:O	1:D:231:GLU:N	2.32	0.47
1:D:320:ASP:O	1:D:322:THR:N	2.47	0.47
1:E:212:ARG:HB2	1:E:217:LEU:CD1	2.45	0.47
1:F:60:ILE:HA	1:F:64:LEU:HG	1.97	0.47
1:C:247:LYS:CB	1:F:265:ILE:HG22	2.39	0.47
1:C:280:GLU:C	1:C:306:VAL:HG21	2.35	0.47
1:F:112:ARG:NH2	1:F:189:ASP:O	2.48	0.47
1:F:182:LEU:O	1:F:186:CYS:HB2	2.15	0.47
1:A:64:LEU:HD22	1:A:69:VAL:HG21	1.97	0.46
1:A:304:SER:HB3	1:A:365:THR:HG23	1.96	0.46
1:C:249:THR:HB	1:C:251:LEU:HG	1.97	0.46
1:D:184:ASP:OD1	1:D:232:LYS:NZ	2.46	0.46
1:D:328:VAL:HA	1:D:331:ALA:HB3	1.96	0.46
1:E:39:PRO:O	1:E:70:ASN:CG	2.53	0.46
1:E:312:ALA:O	1:E:313:GLN:C	2.53	0.46
1:E:67:GLU:O	1:E:374:ARG:NH1	2.43	0.46
1:E:85:HIS:N	1:E:86:PRO:CD	2.78	0.46

Continued on next page...

Continued from previous page...

Atom-1	Atom-2	Interatomic distance (Å)	Clash overlap (Å)
1:E:119:LEU:O	1:E:164:LEU:HD12	2.14	0.46
1:E:341:MET:HG2	1:E:348:PHE:CE2	2.50	0.46
1:F:265:ILE:HG23	1:F:266:ASP:OD1	2.14	0.46
1:F:274:ILE:HD11	1:F:294:PHE:CE1	2.51	0.46
1:A:60:ILE:HA	1:A:64:LEU:HD12	1.96	0.46
1:A:378:VAL:O	1:A:380:ASN:N	2.45	0.46
1:F:168:HIS:ND1	1:F:169:PRO:HD2	2.29	0.46
1:A:119:LEU:O	1:A:221:TYR:HE2	1.98	0.46
1:A:245:ASP:O	1:A:249:THR:CG2	2.63	0.46
1:A:271:ASP:OD1	1:A:271:ASP:C	2.53	0.46
1:E:285:THR:N	1:E:286:PRO:HD2	2.31	0.46
1:D:195:LEU:HD23	1:D:195:LEU:N	2.31	0.46
1:D:272:ILE:HG22	1:D:274:ILE:HD13	1.97	0.46
1:E:76:ILE:HG22	1:E:77:ARG:O	2.16	0.46
1:E:120:LEU:O	1:E:163:SER:HA	2.16	0.46
1:E:252:LEU:HD23	1:E:252:LEU:N	2.30	0.46
1:E:288:TYR:O	1:E:292:LYS:HG2	2.16	0.46
1:E:376:GLU:O	1:E:379:MET:HE2	2.16	0.46
1:A:240:SER:OG	1:A:276:ASP:HA	2.15	0.46
1:C:42:ALA:CB	1:C:71:THR:HB	2.45	0.46
1:C:244:ILE:HD11	1:C:289:PHE:CE2	2.50	0.46
1:C:248:THR:O	1:F:267:LEU:CD2	2.63	0.46
1:D:33:PHE:CE1	1:D:328:VAL:HG13	2.50	0.46
1:D:73:VAL:HG22	1:D:114:ILE:CG2	2.45	0.46
1:D:105:THR:O	1:D:106:CYS:C	2.53	0.46
1:A:101:GLN:O	1:A:105:THR:OG1	2.33	0.46
1:A:251:LEU:O	1:A:252:LEU:HG	2.15	0.46
1:C:104:GLN:O	1:C:104:GLN:NE2	2.48	0.46
1:D:248:THR:O	1:D:248:THR:CG2	2.64	0.46
1:D:264:ALA:O	1:D:265:ILE:C	2.54	0.46
1:F:70:ASN:OD1	1:F:71:THR:OG1	2.33	0.46
1:F:226:HIS:ND1	1:F:269:PRO:HG2	2.31	0.46
1:A:241:ASP:O	1:A:256:ALA:HA	2.15	0.46
1:C:41:LYS:O	1:C:69:VAL:HG13	2.15	0.46
1:C:214:LYS:NZ	1:F:248:THR:O	2.45	0.46
1:C:265:ILE:HG23	1:C:266:ASP:OD1	2.16	0.46
1:C:349:ILE:O	1:C:352:TYR:HB3	2.16	0.46
1:D:147:PRO:HB3	1:D:159:PHE:CD1	2.50	0.46
1:E:175:ILE:O	1:E:178:LEU:HB2	2.15	0.46
1:A:70:ASN:OD1	1:A:70:ASN:O	2.34	0.46
1:C:246:GLY:CA	1:C:256:ALA:HB3	2.46	0.46

Continued on next page...

Continued from previous page...

Atom-1	Atom-2	Interatomic distance (Å)	Clash overlap (Å)
1:D:78:TYR:CE1	1:D:117:MET:CE	2.99	0.46
1:D:183:ILE:HG23	1:D:188:ALA:HB3	1.96	0.46
1:D:240:SER:CB	1:D:276:ASP:HA	2.46	0.46
1:A:361:PRO:O	1:A:365:THR:OG1	2.34	0.46
1:C:324:ALA:HB1	1:C:326:TRP:CD2	2.50	0.46
1:F:214:LYS:HB2	1:F:260:ALA:O	2.15	0.46
1:A:246:GLY:HA2	1:A:249:THR:OG1	2.16	0.45
1:C:247:LYS:CG	1:F:263:ARG:HA	2.44	0.45
1:E:64:LEU:HB2	1:E:65:PRO:CD	2.46	0.45
1:E:79:ASN:O	1:E:94:ILE:N	2.48	0.45
1:F:103:VAL:CG1	3:F:505:HOH:O	2.64	0.45
1:A:41:LYS:HE3	1:A:70:ASN:HD22	1.77	0.45
1:A:323:ARG:HH11	1:A:323:ARG:HG2	1.76	0.45
1:D:121:GLY:O	1:D:123:GLN:HG2	2.15	0.45
1:D:212:ARG:NH1	1:D:217:LEU:HD21	2.31	0.45
1:E:43:MET:CE	1:E:45:LEU:HD21	2.46	0.45
1:F:151:TRP:CZ3	1:F:152:LYS:O	2.69	0.45
1:A:355:ARG:O	1:A:358:LYS:HB2	2.16	0.45
1:C:43:MET:SD	1:C:366:PHE:CE1	3.09	0.45
1:C:74:LEU:CD2	1:C:102:ILE:HG21	2.46	0.45
1:C:258:MET:HE2	1:F:263:ARG:HD3	1.97	0.45
1:C:303:ASN:OD1	1:C:305:GLU:N	2.45	0.45
1:C:345:SER:O	1:C:349:ILE:CG1	2.63	0.45
1:E:245:ASP:O	1:E:249:THR:HG23	2.15	0.45
1:E:278:LYS:HB2	1:E:310:GLN:NE2	2.30	0.45
1:F:132:LEU:HD23	1:F:164:LEU:CD1	2.45	0.45
1:F:141:GLU:OE1	1:F:209:CYS:CB	2.64	0.45
1:C:40:VAL:HG21	1:C:335:GLN:HB3	1.98	0.45
1:D:38:LEU:HB2	1:D:41:LYS:HD3	1.98	0.45
1:D:78:TYR:CE1	1:D:117:MET:HE3	2.51	0.45
1:D:99:LEU:C	1:D:101:GLN:N	2.70	0.45
1:E:239:TRP:CZ3	1:E:275:CYS:HB3	2.52	0.45
1:A:132:LEU:CD2	1:A:164:LEU:HD21	2.47	0.45
1:C:283:PRO:HB2	1:C:284:PRO:HD2	1.97	0.45
1:D:363:ALA:O	1:D:365:THR:N	2.50	0.45
1:E:85:HIS:O	1:E:86:PRO:C	2.54	0.45
1:E:240:SER:HB3	1:E:274:ILE:CG2	2.46	0.45
1:E:308:LEU:HD23	1:E:308:LEU:HA	1.87	0.45
1:F:366:PHE:O	1:F:370:PHE:HD1	1.99	0.45
1:A:329:THR:HG22	1:A:333:ARG:CZ	2.47	0.45
1:C:59:PHE:O	1:C:60:ILE:C	2.54	0.45

Continued on next page...

Continued from previous page...

Atom-1	Atom-2	Interatomic distance (Å)	Clash overlap (Å)
1:E:219:ALA:HB2	1:E:264:ALA:HB1	1.98	0.45
1:F:36:ASN:ND2	1:F:37:LYS:CE	2.79	0.45
1:F:360:LEU:O	1:F:363:ALA:N	2.47	0.45
1:A:47:VAL:HA	1:A:74:LEU:HD11	1.98	0.45
1:A:96:GLU:O	1:A:97:GLN:C	2.55	0.45
1:C:244:ILE:HD13	1:C:285:THR:CG2	2.47	0.45
1:D:320:ASP:C	1:D:322:THR:H	2.20	0.45
1:D:67:GLU:HG3	1:D:366:PHE:HE2	1.81	0.45
1:E:226:HIS:O	1:E:230:LYS:HB2	2.16	0.45
1:F:125:ASP:O	1:F:126:ARG:CG	2.65	0.45
1:F:151:TRP:CE3	1:F:152:LYS:O	2.70	0.45
1:A:295:ASN:HB3	1:A:335:GLN:HG2	1.98	0.45
1:C:212:ARG:HD3	1:C:217:LEU:HD12	1.98	0.45
1:D:59:PHE:CZ	1:D:64:LEU:HD21	2.52	0.45
1:E:90:GLY:C	1:E:92:ARG:N	2.70	0.45
1:F:133:LEU:HD22	1:F:140:ASP:N	2.31	0.45
1:F:219:ALA:HB2	1:F:264:ALA:HB1	1.99	0.45
1:A:192:HIS:ND1	1:A:192:HIS:C	2.70	0.45
1:A:281:SER:C	1:A:283:PRO:CD	2.85	0.45
1:A:285:THR:O	1:A:288:TYR:HB3	2.16	0.45
1:E:84:SER:C	1:E:86:PRO:HD2	2.38	0.45
1:E:308:LEU:O	1:E:311:LEU:N	2.50	0.45
1:F:73:VAL:HA	1:F:114:ILE:O	2.17	0.45
1:F:356:ASN:O	1:F:357:GLY:C	2.54	0.45
1:A:78:TYR:CD2	1:A:131:PRO:HD2	2.52	0.44
1:C:298:PRO:O	1:C:338:PHE:N	2.44	0.44
1:E:85:HIS:O	1:E:88:LEU:HB2	2.17	0.44
1:E:121:GLY:O	1:E:122:HIS:HB2	2.18	0.44
1:E:239:TRP:HZ3	1:E:299:SER:CB	2.29	0.44
1:F:42:ALA:HB3	1:F:338:PHE:CB	2.46	0.44
1:A:167:SER:O	1:A:168:HIS:O	2.33	0.44
1:A:277:TRP:HA	1:A:299:SER:O	2.17	0.44
1:A:289:PHE:O	1:A:290:ALA:C	2.56	0.44
1:C:240:SER:OG	1:C:276:ASP:HA	2.16	0.44
1:C:250:ASN:HB2	1:F:267:LEU:HD11	2.00	0.44
1:A:104:GLN:HE21	1:A:108:GLU:HG3	1.83	0.44
1:C:330:LEU:HD23	1:C:333:ARG:HH11	1.83	0.44
1:D:65:PRO:HG3	1:D:109:ALA:CB	2.47	0.44
1:D:88:LEU:HD11	1:D:132:LEU:HD13	1.99	0.44
1:A:284:PRO:HB2	1:D:291:ILE:HD11	1.98	0.44
1:C:45:LEU:N	1:C:73:VAL:O	2.38	0.44

Continued on next page...

Continued from previous page...

Atom-1	Atom-2	Interatomic distance (Å)	Clash overlap (Å)
1:C:99:LEU:HD11	1:C:186:CYS:SG	2.58	0.44
1:C:199:TRP:O	1:F:248:THR:N	2.50	0.44
1:D:46:THR:HG21	1:D:343:GLU:O	2.17	0.44
1:E:359:LYS:O	1:E:360:LEU:HD23	2.17	0.44
1:F:378:VAL:HG12	1:F:378:VAL:O	2.17	0.44
1:E:37:LYS:HA	1:E:377:GLU:OE1	2.17	0.44
1:E:123:GLN:O	1:E:130:ASP:HB2	2.18	0.44
1:A:366:PHE:O	1:A:367:LYS:O	2.36	0.44
1:D:196:ASP:OD1	1:D:196:ASP:N	2.50	0.44
1:D:226:HIS:HD2	1:D:272:ILE:CG1	2.30	0.44
1:D:339:VAL:HG21	1:D:370:PHE:CE2	2.53	0.44
1:E:114:ILE:HG23	1:E:190:ALA:HB3	1.99	0.44
1:E:340:THR:OG1	1:E:341:MET:N	2.49	0.44
1:F:37:LYS:HB2	3:F:502:HOH:O	2.16	0.44
1:F:189:ASP:HA	1:F:234:CYS:SG	2.58	0.44
1:F:379:MET:O	1:F:380:ASN:C	2.56	0.44
1:C:165:CYS:SG	1:C:168:HIS:HB2	2.58	0.44
1:D:83:LYS:HG3	1:D:181:GLU:OE1	2.17	0.44
1:D:176:PHE:N	1:D:177:PRO:CD	2.80	0.44
1:D:226:HIS:HD2	1:D:272:ILE:HG12	1.83	0.44
1:F:183:ILE:HD11	1:F:229:LEU:HD21	2.00	0.44
1:F:372:GLN:O	1:F:376:GLU:HG3	2.17	0.44
1:C:247:LYS:HA	1:F:263:ARG:CB	2.48	0.44
1:C:279:TYR:CE1	1:C:301:CYS:HB2	2.53	0.44
1:C:297:LEU:CD2	1:C:336:GLY:N	2.81	0.44
1:E:144:ASP:CG	1:E:145:TYR:N	2.71	0.44
1:A:167:SER:O	1:A:168:HIS:C	2.57	0.43
1:C:122:HIS:CE1	1:C:197:GLU:OE2	2.71	0.43
1:C:238:MET:SD	1:C:272:ILE:HG21	2.58	0.43
1:D:50:PRO:CG	1:D:94:ILE:HG22	2.47	0.43
1:D:302:SER:O	1:D:303:ASN:C	2.55	0.43
1:E:242:ARG:NH2	1:E:256:ALA:O	2.51	0.43
1:A:322:THR:O	1:A:323:ARG:C	2.55	0.43
1:C:38:LEU:O	1:C:40:VAL:N	2.51	0.43
1:C:57:CYS:O	1:C:58:ARG:C	2.55	0.43
1:C:316:LEU:HA	1:C:319:LYS:HB3	1.99	0.43
1:C:371:ALA:O	1:C:374:ARG:N	2.52	0.43
1:F:89:ALA:C	1:F:90:GLY:O	2.57	0.43
1:F:175:ILE:HG23	1:F:179:MET:SD	2.58	0.43
1:A:369:VAL:C	1:A:371:ALA:N	2.71	0.43
1:F:188:ALA:O	1:F:234:CYS:SG	2.71	0.43

Continued on next page...

Continued from previous page...

Atom-1	Atom-2	Interatomic distance (Å)	Clash overlap (Å)
1:A:51:GLU:HG3	1:E:98:GLN:HE22	1.77	0.43
1:A:64:LEU:HD23	1:A:64:LEU:HA	1.80	0.43
1:A:237:TRP:CE3	1:A:273:MET:HG2	2.53	0.43
1:A:291:ILE:HA	1:D:249:THR:HG22	1.99	0.43
1:A:330:LEU:HD21	1:D:249:THR:HA	2.00	0.43
1:A:367:LYS:C	1:A:369:VAL:N	2.71	0.43
1:A:369:VAL:O	1:A:371:ALA:N	2.51	0.43
1:A:370:PHE:CD1	1:A:373:ILE:HD12	2.53	0.43
1:C:203:TYR:CE1	1:F:250:ASN:CB	3.01	0.43
1:D:80:TYR:HE1	1:D:99:LEU:HD23	1.83	0.43
1:D:265:ILE:HD13	1:D:288:TYR:CE2	2.53	0.43
1:F:311:LEU:HD11	1:F:315:ARG:HH21	1.83	0.43
1:A:63:VAL:HG12	1:A:67:GLU:CG	2.47	0.43
1:A:293:GLY:CA	1:D:248:THR:CG2	2.96	0.43
1:A:366:PHE:CE1	1:A:370:PHE:CD2	3.06	0.43
1:D:71:THR:N	1:D:111:ILE:HG23	2.32	0.43
1:D:277:TRP:O	1:D:278:LYS:CD	2.67	0.43
1:D:320:ASP:C	1:D:322:THR:N	2.72	0.43
1:D:363:ALA:O	1:D:364:GLU:C	2.56	0.43
1:E:198:VAL:CG2	1:E:242:ARG:HG3	2.49	0.43
1:F:57:CYS:SG	1:F:102:ILE:HG13	2.59	0.43
1:C:69:VAL:CG1	1:C:71:THR:O	2.67	0.43
1:D:49:HIS:CG	1:D:92:ARG:NH2	2.86	0.43
1:D:251:LEU:C	1:D:252:LEU:HG	2.39	0.43
1:E:328:VAL:O	1:E:329:THR:O	2.37	0.43
1:A:41:LYS:CE	1:A:68:GLY:O	2.66	0.43
1:C:64:LEU:HB2	1:C:65:PRO:HD3	2.00	0.43
1:C:103:VAL:CG2	1:C:186:CYS:SG	3.02	0.43
1:C:177:PRO:HB3	1:E:184:ASP:HB3	2.00	0.43
1:C:204:GLU:HG3	1:C:204:GLU:O	2.18	0.43
1:C:215:ALA:O	1:C:264:ALA:HB2	2.19	0.43
1:D:117:MET:HG2	1:D:119:LEU:CD2	2.49	0.43
1:D:365:THR:O	1:D:368:ALA:HB3	2.19	0.43
1:A:132:LEU:CD2	1:A:164:LEU:CD2	2.96	0.43
1:A:329:THR:O	1:A:332:GLU:N	2.52	0.43
1:E:46:THR:O	1:E:47:VAL:C	2.56	0.43
1:E:47:VAL:HA	1:E:74:LEU:HD21	2.01	0.43
1:E:114:ILE:HG23	1:E:190:ALA:O	2.19	0.43
1:F:64:LEU:N	1:F:64:LEU:HD23	2.34	0.43
1:C:241:ASP:O	1:C:242:ARG:C	2.57	0.43
1:C:259:ASN:CB	1:F:248:THR:HB	2.49	0.43

Continued on next page...

Continued from previous page...

Atom-1	Atom-2	Interatomic distance (Å)	Clash overlap (Å)
1:C:355:ARG:C	1:C:357:GLY:N	2.72	0.43
1:F:64:LEU:N	1:F:65:PRO:HD2	2.34	0.43
1:A:35:TRP:HB2	1:A:318:ARG:HB3	2.01	0.43
1:A:179:MET:CE	1:A:229:LEU:HD21	2.48	0.43
1:D:83:LYS:CB	1:D:181:GLU:OE1	2.67	0.43
1:A:119:LEU:O	1:A:221:TYR:CE2	2.71	0.42
1:C:103:VAL:HG22	1:C:113:PHE:CE2	2.54	0.42
1:C:251:LEU:O	1:C:252:LEU:CB	2.65	0.42
1:C:378:VAL:HG12	1:C:379:MET:N	2.33	0.42
1:D:96:GLU:HG2	1:D:100:LYS:HE3	2.01	0.42
1:D:361:PRO:HA	1:D:364:GLU:HB2	2.00	0.42
1:E:48:PRO:HD3	1:E:56:PHE:CD2	2.53	0.42
1:E:328:VAL:HG12	1:E:329:THR:N	2.33	0.42
1:E:360:LEU:HB3	1:E:362:SER:OG	2.19	0.42
1:F:47:VAL:O	1:F:47:VAL:HG13	2.18	0.42
1:F:176:PHE:C	1:F:180:ASP:OD2	2.57	0.42
1:F:300:SER:CB	1:F:307:ALA:HB1	2.49	0.42
1:A:321:GLY:HA2	1:A:327:ALA:O	2.19	0.42
1:C:38:LEU:C	1:C:40:VAL:H	2.22	0.42
1:C:199:TRP:C	1:F:248:THR:HG23	2.39	0.42
1:D:223:THR:O	1:D:224:LYS:C	2.56	0.42
1:E:44:LEU:HD12	1:E:239:TRP:HZ2	1.83	0.42
1:E:273:MET:SD	1:E:273:MET:C	2.97	0.42
1:E:321:GLY:O	1:E:328:VAL:HG22	2.18	0.42
1:F:367:LYS:O	1:F:371:ALA:N	2.51	0.42
1:A:84:SER:CB	1:A:181:GLU:OE2	2.66	0.42
1:A:373:ILE:O	1:A:376:GLU:HB2	2.19	0.42
1:C:246:GLY:HA2	1:C:256:ALA:CB	2.49	0.42
1:D:240:SER:HB3	1:D:276:ASP:HA	2.00	0.42
1:E:120:LEU:HD11	1:E:166:PRO:HG3	2.01	0.42
1:E:321:GLY:HA3	1:E:331:ALA:HB2	2.02	0.42
1:A:78:TYR:HB3	1:A:88:LEU:O	2.19	0.42
1:C:59:PHE:CZ	1:C:63:VAL:HG11	2.54	0.42
1:E:88:LEU:O	1:E:89:ALA:C	2.58	0.42
1:E:198:VAL:HB	1:E:242:ARG:HG3	2.00	0.42
1:C:40:VAL:HG11	1:C:297:LEU:CD1	2.49	0.42
1:C:214:LYS:HZ1	1:F:249:THR:HG22	1.84	0.42
1:C:376:GLU:HA	1:C:379:MET:HE2	2.01	0.42
1:D:151:TRP:CG	1:D:152:LYS:N	2.87	0.42
1:D:186:CYS:O	1:D:187:GLY:C	2.58	0.42
1:D:295:ASN:OD1	1:D:333:ARG:HA	2.20	0.42

Continued on next page...

Continued from previous page...

Atom-1	Atom-2	Interatomic distance (Å)	Clash overlap (Å)
1:D:301:CYS:SG	1:D:342:TRP:HD1	2.43	0.42
1:F:142:SER:HA	1:F:143:PRO:HD3	1.90	0.42
1:F:274:ILE:HG21	1:F:289:PHE:CZ	2.55	0.42
1:F:304:SER:O	1:F:306:VAL:N	2.52	0.42
1:A:258:MET:HB2	3:A:501:HOH:O	2.20	0.42
1:D:120:LEU:HG	1:D:198:VAL:HG11	2.01	0.42
1:E:59:PHE:CZ	1:E:349:ILE:HG12	2.55	0.42
1:E:329:THR:O	1:E:331:ALA:N	2.53	0.42
1:F:116:LYS:NZ	1:F:118:ASN:HD21	2.17	0.42
1:F:315:ARG:HH12	1:F:377:GLU:CG	2.32	0.42
1:A:139:PHE:CZ	1:A:170:ASP:O	2.72	0.42
1:A:277:TRP:HB3	1:A:299:SER:HB2	2.01	0.42
1:C:103:VAL:HG22	1:C:113:PHE:CZ	2.55	0.42
1:E:49:HIS:O	1:E:50:PRO:C	2.57	0.42
1:E:56:PHE:HD2	1:E:345:SER:HG	1.66	0.42
1:E:76:ILE:HD12	1:E:182:LEU:HD13	2.02	0.42
1:E:227:ASP:O	1:E:228:HIS:C	2.58	0.42
1:F:64:LEU:HD11	1:F:72:LEU:HD13	2.00	0.42
1:A:352:TYR:CD1	1:A:352:TYR:C	2.93	0.42
1:C:160:TYR:CD2	1:C:199:TRP:CD1	3.08	0.42
1:C:255:GLN:HB3	1:C:278:LYS:HE3	2.01	0.42
1:E:131:PRO:HA	1:E:134:ALA:HB3	2.01	0.42
1:E:212:ARG:HB2	1:E:217:LEU:HD12	2.02	0.42
1:F:44:LEU:HB2	1:F:338:PHE:HE1	1.84	0.42
1:F:213:ASP:OD2	1:F:263:ARG:NH1	2.51	0.42
1:F:289:PHE:C	1:F:291:ILE:H	2.22	0.42
1:A:293:GLY:CA	1:D:248:THR:HG21	2.49	0.42
1:A:341:MET:C	1:A:341:MET:SD	2.98	0.42
1:C:46:THR:HG23	1:C:75:ARG:NH2	2.35	0.42
1:C:127:ASP:OD1	1:C:127:ASP:N	2.51	0.42
1:D:237:TRP:CE3	1:D:273:MET:HG2	2.54	0.42
1:D:280:GLU:O	1:D:281:SER:HB3	2.20	0.42
1:D:366:PHE:CE1	1:D:370:PHE:CE2	3.07	0.42
1:F:159:PHE:CD1	1:F:159:PHE:C	2.93	0.42
1:F:338:PHE:CE1	1:F:340:THR:HG22	2.54	0.42
1:C:239:TRP:CE3	1:C:275:CYS:HB3	2.54	0.42
1:D:175:ILE:C	1:D:177:PRO:HD2	2.40	0.42
1:E:90:GLY:O	1:E:93:ALA:N	2.53	0.42
1:E:130:ASP:O	1:E:132:LEU:N	2.49	0.42
1:E:290:ALA:O	1:E:330:LEU:HD22	2.19	0.42
1:F:43:MET:CE	1:F:45:LEU:HG	2.49	0.42

Continued on next page...

Continued from previous page...

Atom-1	Atom-2	Interatomic distance (Å)	Clash overlap (Å)
1:F:259:ASN:O	1:F:260:ALA:HB2	2.20	0.42
1:F:338:PHE:C	1:F:338:PHE:CD1	2.93	0.42
1:C:99:LEU:CD1	1:C:186:CYS:SG	3.07	0.41
1:D:88:LEU:HD22	1:D:131:PRO:C	2.41	0.41
1:D:147:PRO:HB3	1:D:159:PHE:CE1	2.55	0.41
1:E:41:LYS:CB	1:E:70:ASN:ND2	2.79	0.41
1:E:201:LEU:HD23	1:E:214:LYS:HG2	2.01	0.41
1:E:263:ARG:O	1:E:267:LEU:CD1	2.68	0.41
1:F:47:VAL:HG12	1:F:75:ARG:O	2.19	0.41
1:A:58:ARG:O	1:A:62:GLU:CG	2.69	0.41
1:A:103:VAL:HG21	1:A:186:CYS:HA	2.01	0.41
1:A:279:TYR:CE2	1:A:301:CYS:HB2	2.55	0.41
1:A:322:THR:O	1:A:324:ALA:N	2.53	0.41
1:C:59:PHE:CE2	1:C:64:LEU:HD21	2.55	0.41
1:D:83:LYS:HB2	1:D:181:GLU:OE1	2.20	0.41
1:D:237:TRP:CG	1:D:273:MET:HB3	2.54	0.41
1:A:248:THR:O	1:D:333:ARG:NH1	2.39	0.41
1:A:308:LEU:O	1:A:311:LEU:N	2.53	0.41
1:C:99:LEU:O	1:C:103:VAL:HG23	2.20	0.41
1:C:253:GLY:HA2	1:C:258:MET:CG	2.49	0.41
1:C:285:THR:O	1:C:288:TYR:HB3	2.21	0.41
1:C:300:SER:HB3	1:C:339:VAL:HG22	2.01	0.41
1:E:77:ARG:CZ	1:E:122:HIS:O	2.68	0.41
1:F:95:SER:H	1:F:98:GLN:HB2	1.86	0.41
1:A:53:VAL:HB	1:A:54:PRO:HD3	2.02	0.41
1:A:193:VAL:HG23	1:A:195:LEU:HG	2.01	0.41
1:C:59:PHE:CD1	1:C:349:ILE:HG12	2.56	0.41
1:D:160:TYR:CE2	1:D:197:GLU:OE2	2.73	0.41
1:E:142:SER:O	1:E:162:LYS:NZ	2.54	0.41
1:A:46:THR:HA	1:A:75:ARG:HB3	2.02	0.41
1:A:81:LYS:HD2	1:A:95:SER:HB3	2.02	0.41
1:C:69:VAL:CG2	1:C:370:PHE:CZ	3.03	0.41
1:C:314:VAL:HA	1:C:334:MET:HE3	2.02	0.41
1:D:45:LEU:HD13	1:D:56:PHE:CZ	2.56	0.41
1:D:50:PRO:HB3	1:D:98:GLN:HE22	1.85	0.41
1:D:97:GLN:C	1:D:99:LEU:H	2.23	0.41
1:D:102:ILE:O	1:D:102:ILE:CG2	2.64	0.41
1:A:63:VAL:HG11	1:A:352:TYR:CE2	2.56	0.41
1:A:64:LEU:HD13	1:A:69:VAL:CG1	2.41	0.41
1:C:157:PHE:C	1:F:247:LYS:HE3	2.41	0.41
1:C:166:PRO:HB2	1:C:221:TYR:CD1	2.56	0.41

Continued on next page...

Continued from previous page...

Atom-1	Atom-2	Interatomic distance (Å)	Clash overlap (Å)
1:D:36:ASN:OD1	1:D:36:ASN:N	2.51	0.41
1:E:263:ARG:O	1:E:267:LEU:HG	2.21	0.41
1:F:106:CYS:SG	1:F:113:PHE:HD2	2.44	0.41
1:F:265:ILE:CD1	1:F:288:TYR:CZ	3.04	0.41
1:A:51:GLU:HA	1:E:51:GLU:HA	2.03	0.41
1:C:166:PRO:HA	1:C:171:LEU:CD2	2.45	0.41
1:C:247:LYS:O	1:F:263:ARG:O	2.38	0.41
1:E:45:LEU:HB2	1:E:72:LEU:HD11	2.02	0.41
1:E:69:VAL:HG12	1:E:111:ILE:CD1	2.51	0.41
1:E:189:ASP:O	1:E:234:CYS:HA	2.21	0.41
1:E:277:TRP:HB2	1:E:279:TYR:CE1	2.55	0.41
1:F:43:MET:HG2	1:F:44:LEU:N	2.35	0.41
1:F:226:HIS:CE1	1:F:230:LYS:HD2	2.55	0.41
1:A:295:ASN:HB3	1:A:335:GLN:HG3	2.01	0.41
1:C:240:SER:O	1:C:241:ASP:C	2.58	0.41
1:D:47:VAL:HB	1:D:75:ARG:O	2.21	0.41
1:E:65:PRO:HG3	1:E:109:ALA:HB1	2.03	0.41
1:E:106:CYS:CB	1:E:111:ILE:HG22	2.49	0.41
1:A:41:LYS:HB3	1:A:370:PHE:CE1	2.55	0.41
1:A:41:LYS:HE2	1:A:70:ASN:HD22	1.85	0.41
1:A:176:PHE:CZ	1:A:228:HIS:HB2	2.56	0.41
1:A:251:LEU:O	1:A:252:LEU:CB	2.69	0.41
1:C:104:GLN:NE2	1:C:108:GLU:HG3	2.36	0.41
1:C:129:ILE:HG23	1:C:133:LEU:HB2	2.03	0.41
1:D:337:VAL:HG23	1:D:338:PHE:N	2.36	0.41
1:E:59:PHE:CD1	1:E:349:ILE:HG23	2.56	0.41
1:F:146:ASN:O	1:F:159:PHE:CD2	2.74	0.41
1:F:274:ILE:CG1	1:F:294:PHE:CD1	3.03	0.41
1:C:258:MET:HE2	1:F:263:ARG:CD	2.51	0.41
1:E:43:MET:HE3	1:E:366:PHE:CE1	2.56	0.41
1:E:251:LEU:O	1:E:252:LEU:HB2	2.21	0.41
1:F:292:LYS:HA	1:F:292:LYS:HD3	1.90	0.41
1:A:45:LEU:O	1:A:74:LEU:HA	2.21	0.40
1:A:260:ALA:HA	1:A:262:PHE:CE2	2.56	0.40
1:C:56:PHE:O	1:C:59:PHE:HB3	2.21	0.40
1:C:243:LEU:O	1:C:244:ILE:HG13	2.20	0.40
1:C:251:LEU:HD23	1:C:251:LEU:HA	1.94	0.40
1:E:36:ASN:ND2	1:E:37:LYS:HE2	2.37	0.40
1:E:245:ASP:OD1	1:E:245:ASP:C	2.60	0.40
1:E:324:ALA:HB1	1:E:326:TRP:CD2	2.56	0.40
1:F:367:LYS:O	1:F:370:PHE:N	2.54	0.40

Continued on next page...

Continued from previous page...

Atom-1	Atom-2	Interatomic distance (Å)	Clash overlap (Å)
1:A:122:HIS:NE2	1:A:196:ASP:OD2	2.54	0.40
1:A:145:TYR:CE2	1:A:159:PHE:HD2	2.38	0.40
1:A:193:VAL:HG21	1:A:236:MET:HE3	2.02	0.40
1:C:60:ILE:CG2	1:C:105:THR:HB	2.51	0.40
1:C:160:TYR:CD2	1:C:199:TRP:HD1	2.39	0.40
1:C:258:MET:CB	1:F:245:ASP:OD2	2.68	0.40
1:D:83:LYS:N	1:D:181:GLU:OE1	2.45	0.40
1:D:106:CYS:O	1:D:109:ALA:N	2.54	0.40
1:D:196:ASP:O	1:D:198:VAL:HG23	2.21	0.40
1:E:63:VAL:HG13	1:E:352:TYR:OH	2.21	0.40
1:E:228:HIS:O	1:E:231:GLU:HB2	2.21	0.40
1:E:245:ASP:OD1	1:E:247:LYS:N	2.55	0.40
1:E:321:GLY:HA3	1:E:331:ALA:CB	2.51	0.40
1:F:202:GLY:HA3	1:F:214:LYS:HG2	2.02	0.40
1:A:132:LEU:HD23	1:A:164:LEU:HD21	2.02	0.40
1:C:253:GLY:HA2	1:C:258:MET:HG2	2.03	0.40
1:C:376:GLU:O	1:C:379:MET:HE2	2.21	0.40
1:E:103:VAL:HG22	1:E:113:PHE:CD1	2.56	0.40
1:F:53:VAL:O	1:F:57:CYS:SG	2.73	0.40
1:F:286:PRO:O	1:F:334:MET:SD	2.79	0.40
1:A:58:ARG:O	1:A:62:GLU:HG3	2.22	0.40
1:C:157:PHE:CE1	1:C:199:TRP:CH2	3.10	0.40
1:E:359:LYS:HB3	1:E:364:GLU:OE1	2.20	0.40
1:F:222:ALA:O	1:F:224:LYS:N	2.53	0.40
1:A:99:LEU:O	1:A:102:ILE:N	2.47	0.40
1:A:236:MET:HG2	1:A:272:ILE:HG23	2.03	0.40
1:A:324:ALA:CB	1:A:325:PRO:HD2	2.42	0.40
1:C:197:GLU:HG2	1:C:254:TRP:HE3	1.86	0.40
1:D:132:LEU:O	1:D:136:TYR:HB2	2.20	0.40
1:D:281:SER:HA	1:D:306:VAL:HG21	2.03	0.40
1:E:41:LYS:O	1:E:71:THR:HB	2.21	0.40
1:E:343:GLU:N	1:E:343:GLU:CD	2.75	0.40
1:F:242:ARG:O	1:F:243:LEU:HD23	2.21	0.40
1:F:289:PHE:O	1:F:290:ALA:C	2.59	0.40

There are no symmetry-related clashes.

5.3 Torsion angles

5.3.1 Protein backbone

In the following table, the Percentiles column shows the percent Ramachandran outliers of the chain as a percentile score with respect to all X-ray entries followed by that with respect to entries of similar resolution.

The Analysed column shows the number of residues for which the backbone conformation was analysed, and the total number of residues.

Mol	Chain	Analysed	Favoured	Allowed	Outliers	Percentiles	
1	A	342/380 (90%)	283 (83%)	44 (13%)	15 (4%)	2	1
1	C	326/380 (86%)	239 (73%)	67 (21%)	20 (6%)	1	0
1	D	341/380 (90%)	268 (79%)	59 (17%)	14 (4%)	3	1
1	E	331/380 (87%)	250 (76%)	54 (16%)	27 (8%)	1	0
1	F	346/380 (91%)	264 (76%)	64 (18%)	18 (5%)	2	1
All	All	1686/1900 (89%)	1304 (77%)	288 (17%)	94 (6%)	2	0

All (94) Ramachandran outliers are listed below:

Mol	Chain	Res	Type
1	A	252	LEU
1	A	367	LYS
1	A	368	ALA
1	A	369	VAL
1	C	58	ARG
1	C	204	GLU
1	C	219	ALA
1	C	220	GLU
1	C	252	LEU
1	D	156	PRO
1	E	164	LEU
1	E	195	LEU
1	E	286	PRO
1	E	329	THR
1	F	126	ARG
1	F	260	ALA
1	F	329	THR
1	A	90	GLY
1	C	69	VAL
1	C	77	ARG
1	C	197	GLU

Continued on next page...

Continued from previous page...

Mol	Chain	Res	Type
1	C	213	ASP
1	D	128	HIS
1	D	190	ALA
1	D	197	GLU
1	D	202	GLY
1	D	252	LEU
1	D	321	GLY
1	E	65	PRO
1	E	77	ARG
1	E	91	GLU
1	E	128	HIS
1	E	187	GLY
1	E	287	GLY
1	F	77	ARG
1	F	90	GLY
1	F	107	LYS
1	F	190	ALA
1	F	261	THR
1	F	284	PRO
1	F	357	GLY
1	A	89	ALA
1	A	91	GLU
1	A	309	ALA
1	A	343	GLU
1	A	354	GLY
1	C	120	LEU
1	C	156	PRO
1	C	344	ASP
1	C	371	ALA
1	D	195	LEU
1	D	364	GLU
1	E	127	ASP
1	E	174	THR
1	E	252	LEU
1	E	304	SER
1	E	305	GLU
1	F	338	PHE
1	A	356	ASN
1	C	310	GLN
1	C	372	GLN
1	D	307	ALA
1	E	120	LEU

Continued on next page...

Continued from previous page...

Mol	Chain	Res	Type
1	E	143	PRO
1	E	316	LEU
1	F	206	CYS
1	A	370	PHE
1	C	60	ILE
1	C	130	ASP
1	D	105	THR
1	D	177	PRO
1	D	223	THR
1	E	47	VAL
1	E	86	PRO
1	E	166	PRO
1	E	177	PRO
1	E	344	ASP
1	E	366	PHE
1	E	370	PHE
1	F	54	PRO
1	F	120	LEU
1	F	207	PRO
1	F	361	PRO
1	C	241	ASP
1	E	89	ALA
1	F	156	PRO
1	D	39	PRO
1	A	325	PRO
1	E	48	PRO
1	A	210	GLY
1	A	373	ILE
1	C	349	ILE
1	F	143	PRO
1	C	361	PRO

5.3.2 Protein sidechains [i](#)

In the following table, the Percentiles column shows the percent sidechain outliers of the chain as a percentile score with respect to all X-ray entries followed by that with respect to entries of similar resolution.

The Analysed column shows the number of residues for which the sidechain conformation was analysed, and the total number of residues.

Continued on next page...

Continued from previous page...

Mol	Chain	Analysed	Rotameric	Outliers	Percentiles	
1	A	303/330 (92%)	275 (91%)	28 (9%)	9	10
1	C	288/330 (87%)	251 (87%)	37 (13%)	4	4
1	D	298/330 (90%)	279 (94%)	19 (6%)	17	21
1	E	292/330 (88%)	266 (91%)	26 (9%)	9	10
1	F	303/330 (92%)	279 (92%)	24 (8%)	12	14
All	All	1484/1650 (90%)	1350 (91%)	134 (9%)	9	10

All (134) residues with a non-rotameric sidechain are listed below:

Mol	Chain	Res	Type
1	A	46	THR
1	A	58	ARG
1	A	59	PHE
1	A	91	GLU
1	A	105	THR
1	A	106	CYS
1	A	107	LYS
1	A	117	MET
1	A	130	ASP
1	A	131	PRO
1	A	144	ASP
1	A	157	PHE
1	A	158	ASP
1	A	163	SER
1	A	171	LEU
1	A	177	PRO
1	A	192	HIS
1	A	195	LEU
1	A	241	ASP
1	A	242	ARG
1	A	254	TRP
1	A	286	PRO
1	A	296	VAL
1	A	302	SER
1	A	322	THR
1	A	323	ARG
1	A	338	PHE
1	A	345	SER

Continued on next page...

Continued from previous page...

Mol	Chain	Res	Type
1	C	36	ASN
1	C	40	VAL
1	C	44	LEU
1	C	46	THR
1	C	49	HIS
1	C	51	GLU
1	C	58	ARG
1	C	72	LEU
1	C	104	GLN
1	C	105	THR
1	C	117	MET
1	C	130	ASP
1	C	144	ASP
1	C	151	TRP
1	C	153	ASP
1	C	158	ASP
1	C	162	LYS
1	C	165	CYS
1	C	170	ASP
1	C	174	THR
1	C	189	ASP
1	C	193	VAL
1	C	213	ASP
1	C	214	LYS
1	C	217	LEU
1	C	225	LEU
1	C	234	CYS
1	C	257	SER
1	C	276	ASP
1	C	303	ASN
1	C	322	THR
1	C	329	THR
1	C	334	MET
1	C	341	MET
1	C	343	GLU
1	C	362	SER
1	C	380	ASN
1	D	79	ASN
1	D	88	LEU
1	D	117	MET
1	D	127	ASP
1	D	128	HIS

Continued on next page...

Continued from previous page...

Mol	Chain	Res	Type
1	D	142	SER
1	D	156	PRO
1	D	158	ASP
1	D	161	CYS
1	D	195	LEU
1	D	217	LEU
1	D	242	ARG
1	D	252	LEU
1	D	274	ILE
1	D	285	THR
1	D	296	VAL
1	D	337	VAL
1	D	341	MET
1	D	345	SER
1	E	64	LEU
1	E	65	PRO
1	E	79	ASN
1	E	86	PRO
1	E	111	ILE
1	E	114	ILE
1	E	123	GLN
1	E	124	SER
1	E	128	HIS
1	E	167	SER
1	E	172	LEU
1	E	177	PRO
1	E	204	GLU
1	E	213	ASP
1	E	217	LEU
1	E	238	MET
1	E	241	ASP
1	E	245	ASP
1	E	254	TRP
1	E	273	MET
1	E	285	THR
1	E	316	LEU
1	E	338	PHE
1	E	340	THR
1	E	341	MET
1	E	379	MET
1	F	34	GLU
1	F	52	ASP

Continued on next page...

Continued from previous page...

Mol	Chain	Res	Type
1	F	131	PRO
1	F	137	PRO
1	F	140	ASP
1	F	158	ASP
1	F	161	CYS
1	F	181	GLU
1	F	184	ASP
1	F	192	HIS
1	F	195	LEU
1	F	196	ASP
1	F	206	CYS
1	F	234	CYS
1	F	238	MET
1	F	248	THR
1	F	254	TRP
1	F	257	SER
1	F	258	MET
1	F	266	ASP
1	F	281	SER
1	F	291	ILE
1	F	300	SER
1	F	338	PHE

Sometimes sidechains can be flipped to improve hydrogen bonding and reduce clashes. All (25) such sidechains are listed below:

Mol	Chain	Res	Type
1	A	49	HIS
1	A	104	GLN
1	A	118	ASN
1	A	335	GLN
1	C	36	ASN
1	C	104	GLN
1	C	118	ASN
1	C	123	GLN
1	C	128	HIS
1	C	255	GLN
1	C	372	GLN
1	D	79	ASN
1	E	36	ASN
1	E	49	HIS
1	E	70	ASN
1	E	79	ASN

Continued on next page...

Continued from previous page...

Mol	Chain	Res	Type
1	E	98	GLN
1	E	123	GLN
1	E	310	GLN
1	E	372	GLN
1	F	36	ASN
1	F	104	GLN
1	F	118	ASN
1	F	250	ASN
1	F	372	GLN

5.3.3 RNA [i](#)

There are no RNA molecules in this entry.

5.4 Non-standard residues in protein, DNA, RNA chains [i](#)

There are no non-standard protein/DNA/RNA residues in this entry.

5.5 Carbohydrates [i](#)

There are no monosaccharides in this entry.

5.6 Ligand geometry [i](#)

Of 5 ligands modelled in this entry, 5 are monoatomic - leaving 0 for Mogul analysis.

There are no bond length outliers.

There are no bond angle outliers.

There are no chirality outliers.

There are no torsion outliers.

There are no ring outliers.

No monomer is involved in short contacts.

5.7 Other polymers [i](#)

There are no such residues in this entry.

5.8 Polymer linkage issues

There are no chain breaks in this entry.

6 Fit of model and data

6.1 Protein, DNA and RNA chains

In the following table, the column labelled ‘#RSRZ > 2’ contains the number (and percentage) of RSRZ outliers, followed by percent RSRZ outliers for the chain as percentile scores relative to all X-ray entries and entries of similar resolution. The OWAB column contains the minimum, median, 95th percentile and maximum values of the occupancy-weighted average B-factor per residue. The column labelled ‘Q < 0.9’ lists the number of (and percentage) of residues with an average occupancy less than 0.9.

Mol	Chain	Analysed	<RSRZ>	#RSRZ>2	OWAB(Å ²)	Q<0.9
1	A	345/380 (90%)	-0.02	2 (0%) 89 91	9, 24, 39, 51	0
1	C	330/380 (86%)	0.34	15 (4%) 33 39	22, 36, 49, 61	0
1	D	343/380 (90%)	0.06	1 (0%) 94 95	12, 28, 43, 54	0
1	E	335/380 (88%)	0.12	10 (2%) 50 56	23, 35, 47, 58	0
1	F	348/380 (91%)	0.29	12 (3%) 45 50	20, 35, 48, 72	0
All	All	1701/1900 (89%)	0.16	40 (2%) 59 65	9, 33, 46, 72	0

All (40) RSRZ outliers are listed below:

Mol	Chain	Res	Type	RSRZ
1	C	353	TYR	4.7
1	F	324	ALA	4.5
1	C	53	VAL	4.4
1	C	63	VAL	4.3
1	C	102	ILE	3.7
1	E	142	SER	3.5
1	A	379	MET	3.4
1	F	157	PHE	3.4
1	F	155	GLY	3.3
1	F	262	PHE	3.3
1	C	233	LYS	2.9
1	F	183	ILE	2.9
1	C	109	ALA	2.9
1	E	290	ALA	2.8
1	E	322	THR	2.7
1	E	321	GLY	2.6
1	C	172	LEU	2.5
1	E	145	TYR	2.5
1	C	64	LEU	2.5
1	A	357	GLY	2.5

Continued on next page...

Continued from previous page...

Mol	Chain	Res	Type	RSRZ
1	C	256	ALA	2.4
1	F	322	THR	2.4
1	E	78	TYR	2.4
1	C	149	VAL	2.4
1	F	373	ILE	2.3
1	D	154	ALA	2.3
1	F	370	PHE	2.2
1	C	131	PRO	2.2
1	F	325	PRO	2.2
1	C	59	PHE	2.2
1	E	43	MET	2.2
1	E	73	VAL	2.2
1	F	72	LEU	2.1
1	F	260	ALA	2.1
1	C	370	PHE	2.1
1	C	49	HIS	2.1
1	E	56	PHE	2.1
1	C	185	VAL	2.0
1	F	342	TRP	2.0
1	E	327	ALA	2.0

6.2 Non-standard residues in protein, DNA, RNA chains [i](#)

There are no non-standard protein/DNA/RNA residues in this entry.

6.3 Carbohydrates [i](#)

There are no monosaccharides in this entry.

6.4 Ligands [i](#)

In the following table, the Atoms column lists the number of modelled atoms in the group and the number defined in the chemical component dictionary. The B-factors column lists the minimum, median, 95th percentile and maximum values of B factors of atoms in the group. The column labelled 'Q<0.9' lists the number of atoms with occupancy less than 0.9.

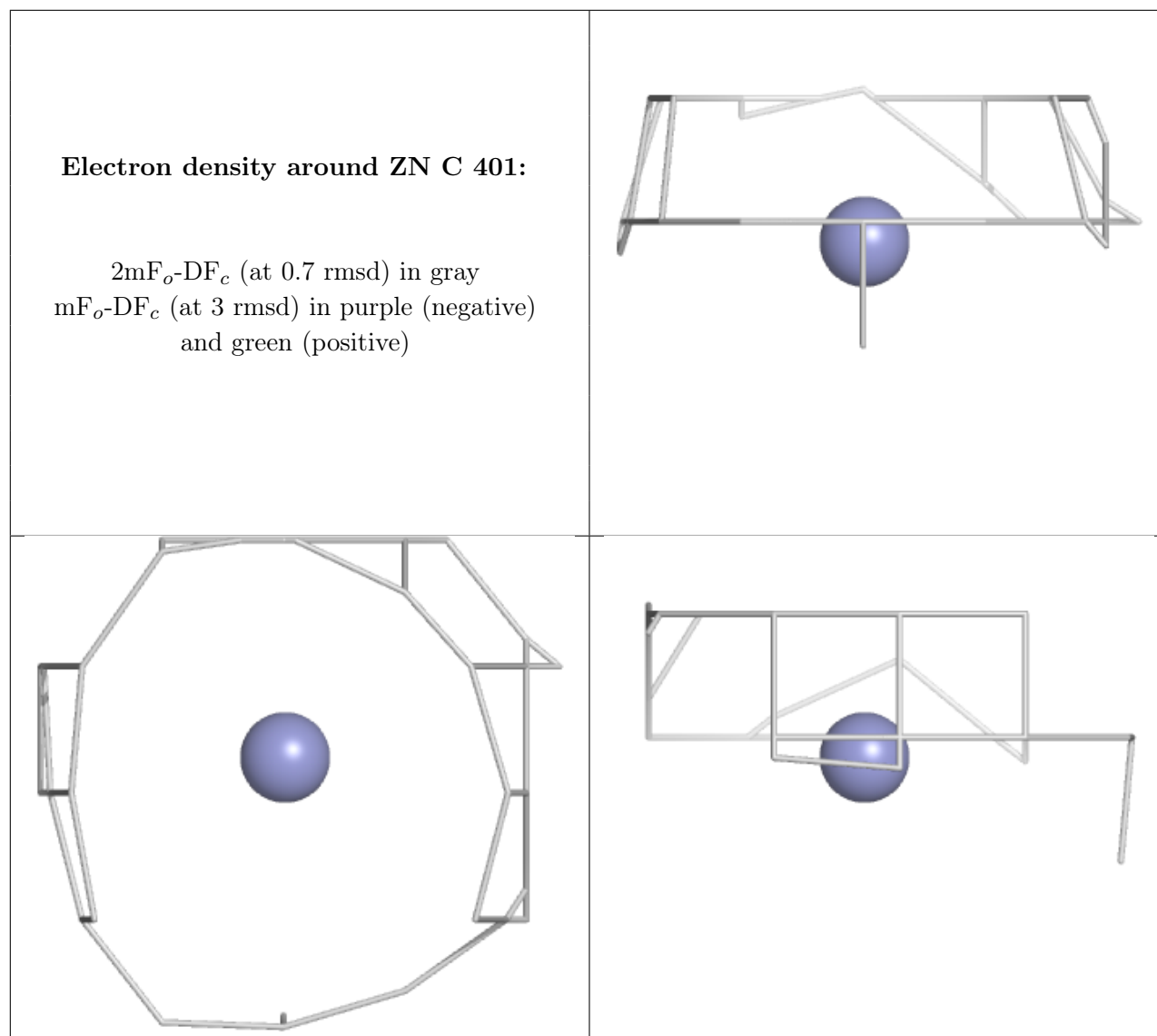
Mol	Type	Chain	Res	Atoms	RSCC	RSR	B-factors(Å ²)	Q<0.9
2	ZN	C	401	1/1	0.97	0.04	42,42,42,42	0
2	ZN	E	401	1/1	0.98	0.05	52,52,52,52	0
2	ZN	D	401	1/1	0.99	0.12	39,39,39,39	1

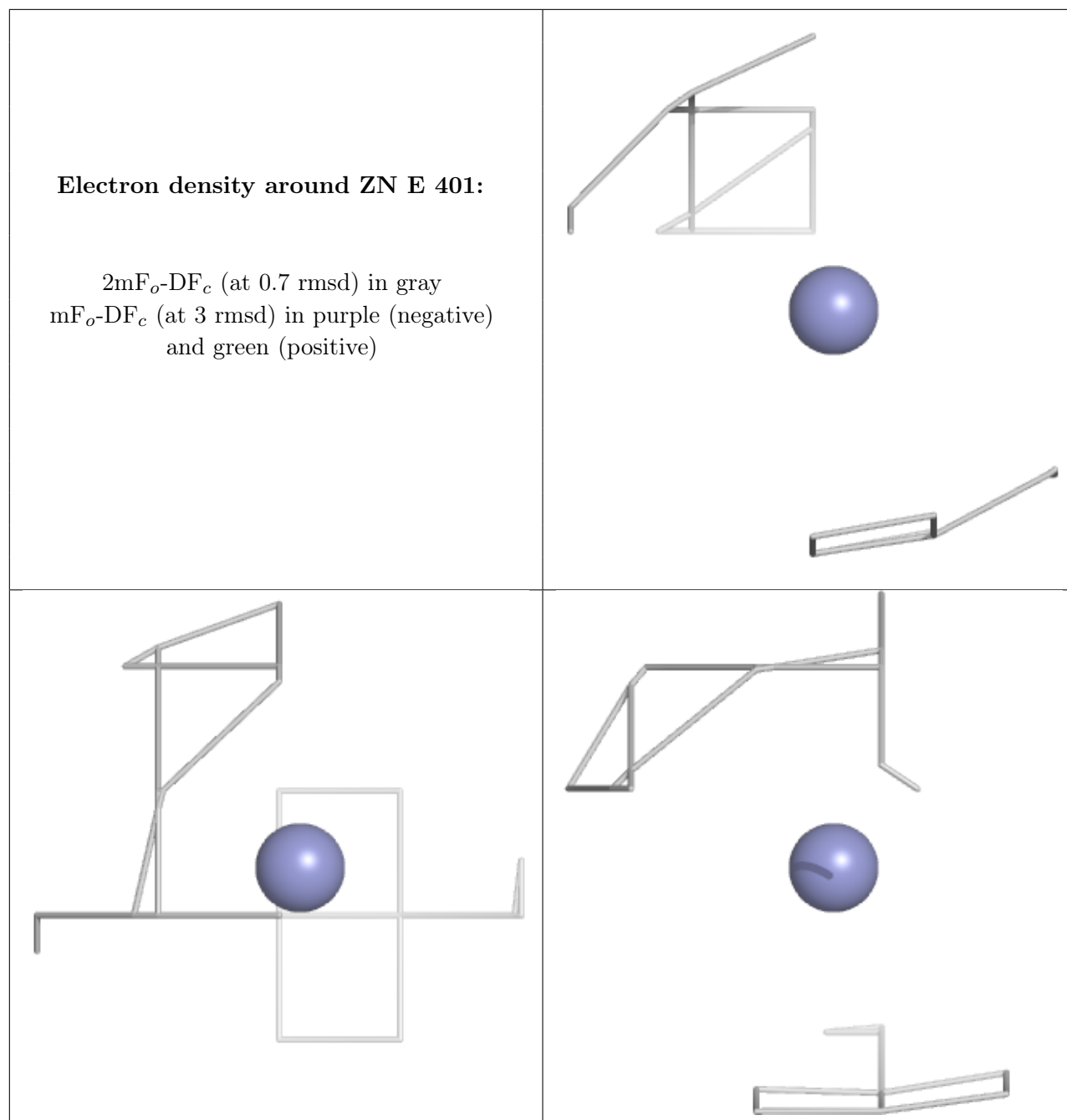
Continued on next page...

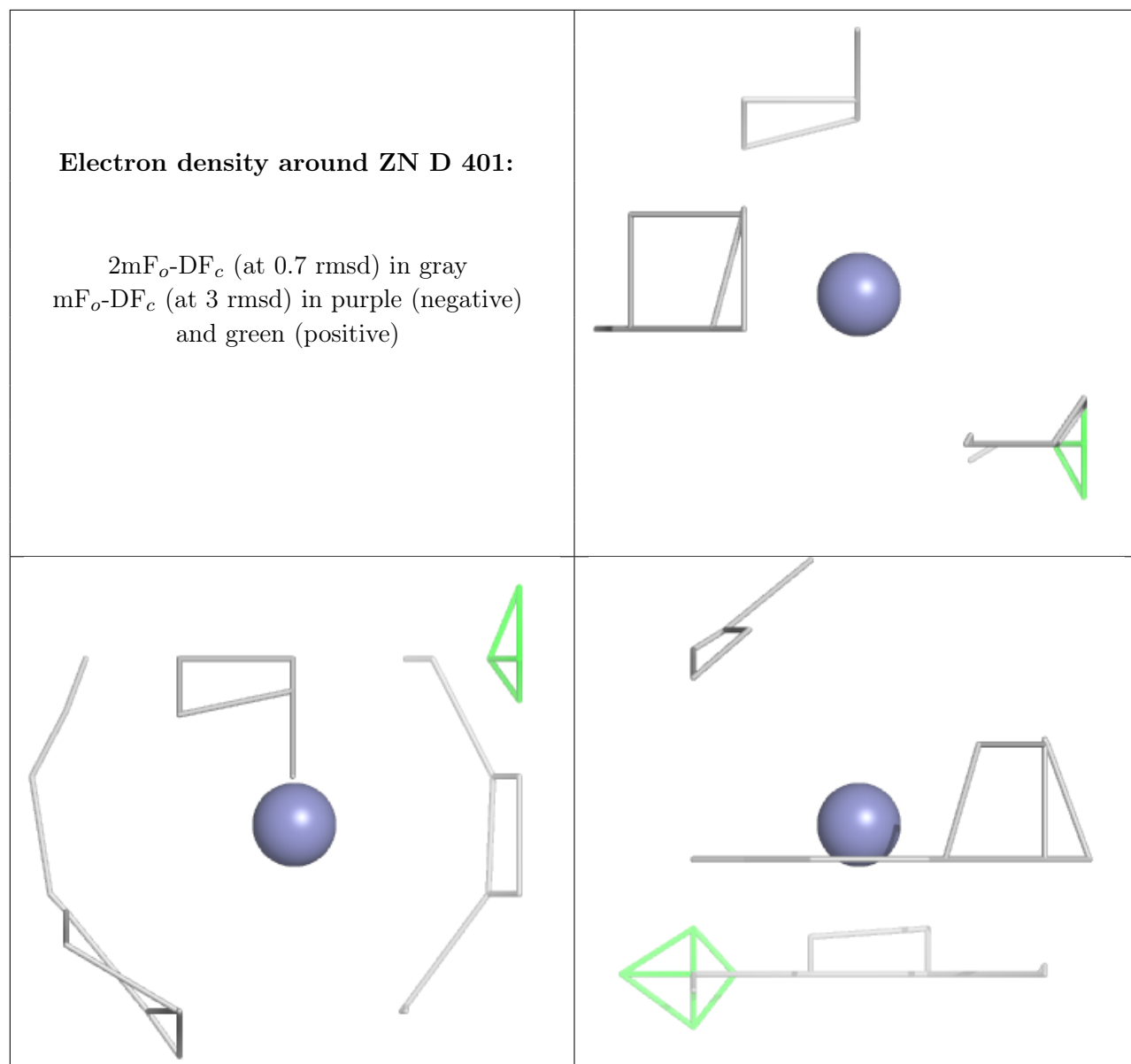
Continued from previous page...

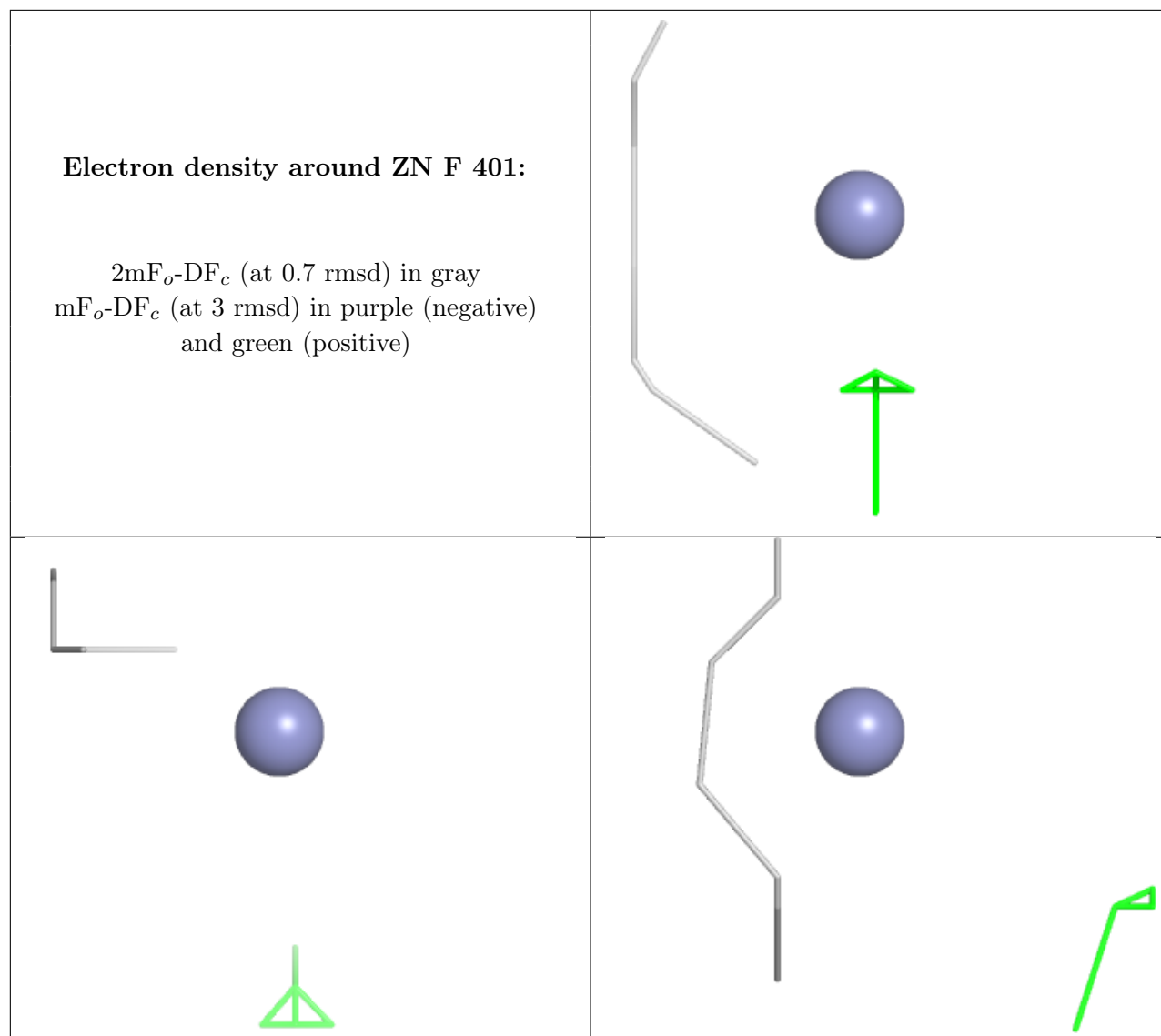
Mol	Type	Chain	Res	Atoms	RSCC	RSR	B-factors(\AA^2)	Q<0.9
2	ZN	F	401	1/1	0.99	0.10	44,44,44,44	0
2	ZN	A	401	1/1	1.00	0.10	31,31,31,31	0

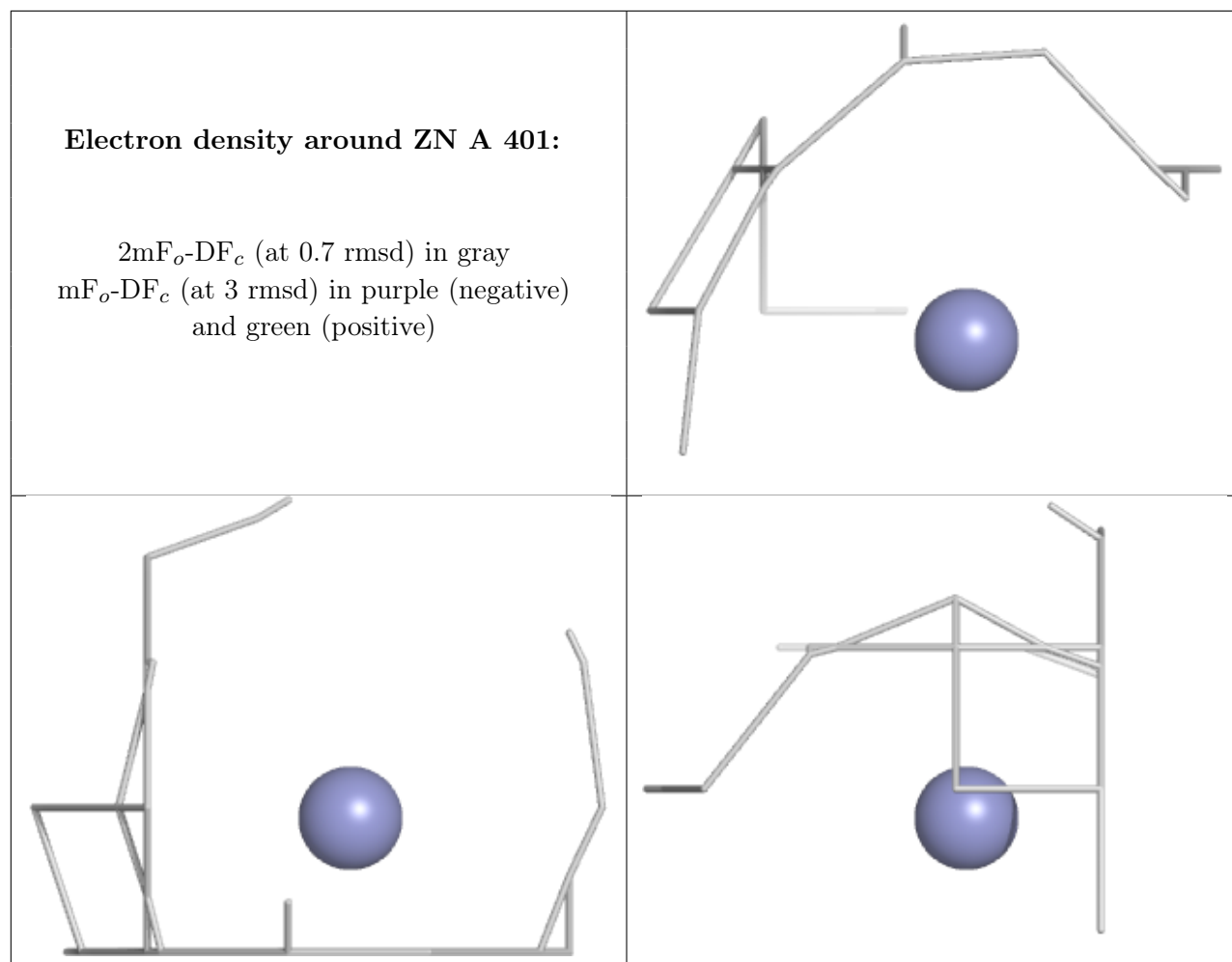
The following is a graphical depiction of the model fit to experimental electron density of all instances of the Ligand of Interest. In addition, ligands with molecular weight > 250 and outliers as shown on the geometry validation Tables will also be included. Each fit is shown from different orientation to approximate a three-dimensional view.











6.5 Other polymers [i](#)

There are no such residues in this entry.