



Full wwPDB EM Validation Report ⓘ

Dec 18, 2022 – 07:45 pm GMT

PDB ID : 7BL3
EMDB ID : EMD-12216
Title : pre-50S-ObgE particle state 2
Authors : Hilal, T.; Nikolay, R.; Spahn, C.M.T.
Deposited on : 2021-01-18
Resolution : 3.50 Å (reported)

This is a Full wwPDB EM Validation Report for a publicly released PDB entry.

We welcome your comments at validation@mail.wwpdb.org

A user guide is available at

<https://www.wwpdb.org/validation/2017/EMValidationReportHelp>

with specific help available everywhere you see the ⓘ symbol.

The types of validation reports are described at

<http://www.wwpdb.org/validation/2017/FAQs#types>.

The following versions of software and data (see [references ⓘ](#)) were used in the production of this report:

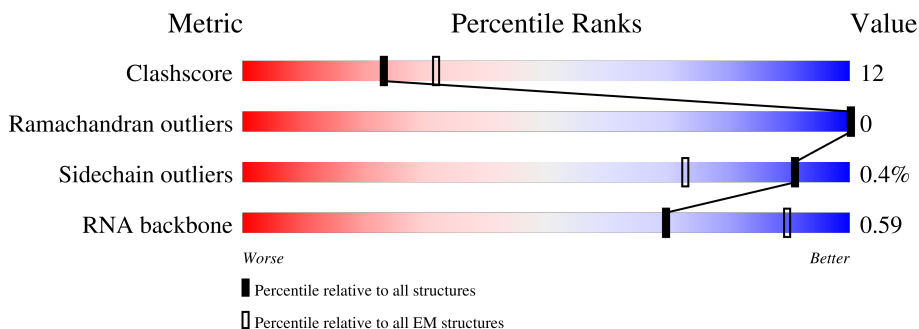
EMDB validation analysis : 0.0.1.dev43
MolProbity : 4.02b-467
Percentile statistics : 20191225.v01 (using entries in the PDB archive December 25th 2019)
MapQ : 1.9.9
Ideal geometry (proteins) : Engh & Huber (2001)
Ideal geometry (DNA, RNA) : Parkinson et al. (1996)
Validation Pipeline (wwPDB-VP) : 2.31.3

1 Overall quality at a glance

The following experimental techniques were used to determine the structure:
ELECTRON MICROSCOPY

The reported resolution of this entry is 3.50 Å.

Percentile scores (ranging between 0-100) for global validation metrics of the entry are shown in the following graphic. The table shows the number of entries on which the scores are based.



Metric	Whole archive (#Entries)	EM structures (#Entries)
Clashscore	158937	4297
Ramachandran outliers	154571	4023
Sidechain outliers	154315	3826
RNA backbone	4643	859

The table below summarises the geometric issues observed across the polymeric chains and their fit to the map. The red, orange, yellow and green segments of the bar indicate the fraction of residues that contain outliers for ≥ 3 , 2, 1 and 0 types of geometric quality criteria respectively. A grey segment represents the fraction of residues that are not modelled. The numeric value for each fraction is indicated below the corresponding segment, with a dot representing fractions $\leq 5\%$. The upper red bar (where present) indicates the fraction of residues that have poor fit to the EM map (all-atom inclusion $< 40\%$). The numeric value is given above the bar.

Mol	Chain	Length	Quality of chain
1	A	2919	
2	B	119	
3	9P	390	
4	b	70	
5	C	273	
6	D	209	
7	E	201	

Continued on next page...

Continued from previous page...

Mol	Chain	Length	Quality of chain
8	G	177	44% 69% 30%
9	J	142	8% 69% 31%
10	L	144	24% 68% 31%
11	N	127	56% 39% 6%
12	O	117	68% 75% 24%
13	Q	118	9% 67% 32%
14	R	103	10% 78% 22%
15	S	110	9% 82% 18%
16	T	100	10% 65% 28% 7%
17	U	104	11% 60% 38%
18	V	94	68% 67% 32%
19	W	85	18% 69% 20% 11%
20	X	78	6% 68% 29%
21	Y	63	11% 70% 30%
22	Z	59	10% 63% 36%
23	0	57	12% 61% 37%
24	1	55	76% 67% 24% 9%
25	2	46	11% 74% 26%
26	I	142	98% 77% 20%
27	K	123	6% 59% 41%
28	P	115	11% 66% 32%
29	6	105	63% 77% 20%
30	H	149	87% 72% 28%
31	F	179	92% 70% 27%

2 Entry composition [i](#)

There are 34 unique types of molecules in this entry. The entry contains 92831 atoms, of which 0 are hydrogens and 0 are deuteriums.

In the tables below, the AltConf column contains the number of residues with at least one atom in alternate conformation and the Trace column contains the number of residues modelled with at most 2 atoms.

- Molecule 1 is a RNA chain called 23S ribosomal RNA.

Mol	Chain	Residues	Atoms					AltConf	Trace
			Total	C	N	O	P		
1	A	2902	62301	27793	11465	20141	2902	0	0

- Molecule 2 is a RNA chain called 5S ribosomal RNA.

Mol	Chain	Residues	Atoms					AltConf	Trace
			Total	C	N	O	P		
2	B	119	2548	1135	466	829	118	0	0

- Molecule 3 is a protein called GTPase ObgE/CgtA.

Mol	Chain	Residues	Atoms					AltConf	Trace
			Total	C	N	O	S		
3	9P	338	2582	1626	453	490	13	0	0

- Molecule 4 is a protein called 50S ribosomal protein L31.

Mol	Chain	Residues	Atoms					AltConf	Trace
			Total	C	N	O	S		
4	b	47	364	227	64	67	6	0	0

- Molecule 5 is a protein called 50S ribosomal protein L2.

Mol	Chain	Residues	Atoms					AltConf	Trace
			Total	C	N	O	S		
5	C	271	2082	1288	423	364	7	0	0

- Molecule 6 is a protein called 50S ribosomal protein L3.

Mol	Chain	Residues	Atoms					AltConf	Trace
			Total	C	N	O	S		
6	D	209	1565	979	288	294	4	0	0

- Molecule 7 is a protein called 50S ribosomal protein L4.

Mol	Chain	Residues	Atoms					AltConf	Trace
			Total	C	N	O	S		
7	E	201	1552	974	283	290	5	0	0

- Molecule 8 is a protein called 50S ribosomal protein L6.

Mol	Chain	Residues	Atoms					AltConf	Trace
			Total	C	N	O	S		
8	G	176	1323	832	243	246	2	0	0

- Molecule 9 is a protein called 50S ribosomal protein L13.

Mol	Chain	Residues	Atoms					AltConf	Trace
			Total	C	N	O	S		
9	J	142	1129	714	212	199	4	0	0

- Molecule 10 is a protein called 50S ribosomal protein L15.

Mol	Chain	Residues	Atoms					AltConf	Trace
			Total	C	N	O	S		
10	L	143	1045	649	206	189	1	0	0

- Molecule 11 is a protein called 50S ribosomal protein L17.

Mol	Chain	Residues	Atoms					AltConf	Trace
			Total	C	N	O	S		
11	N	120	960	593	196	166	5	0	0

- Molecule 12 is a protein called 50S ribosomal protein L18.

Mol	Chain	Residues	Atoms				AltConf	Trace
			Total	C	N	O		
12	O	116	892	552	178	162	0	0

- Molecule 13 is a protein called 50S ribosomal protein L20.

Mol	Chain	Residues	Atoms				AltConf	Trace
			Total	C	N	O		
13	Q	117	947	604	192	151	0	0

- Molecule 14 is a protein called 50S ribosomal protein L21.

Mol	Chain	Residues	Atoms					AltConf	Trace
14	R	103	Total	C	N	O	S	0	0
			816	516	153	145	2		

- Molecule 15 is a protein called 50S ribosomal protein L22.

Mol	Chain	Residues	Atoms					AltConf	Trace
15	S	110	Total	C	N	O	S	0	0
			857	532	166	156	3		

- Molecule 16 is a protein called 50S ribosomal protein L23.

Mol	Chain	Residues	Atoms					AltConf	Trace
16	T	93	Total	C	N	O	S	0	0
			738	466	139	131	2		

- Molecule 17 is a protein called 50S ribosomal protein L24.

Mol	Chain	Residues	Atoms				AltConf	Trace
17	U	102	Total	C	N	O	0	0
			779	492	146	141		

- Molecule 18 is a protein called 50S ribosomal protein L25.

Mol	Chain	Residues	Atoms					AltConf	Trace
18	V	94	Total	C	N	O	S	0	0
			753	479	137	134	3		

- Molecule 19 is a protein called 50S ribosomal protein L27.

Mol	Chain	Residues	Atoms					AltConf	Trace
19	W	76	Total	C	N	O	S	0	0
			575	356	117	101	1		

- Molecule 20 is a protein called 50S ribosomal protein L28.

Mol	Chain	Residues	Atoms					AltConf	Trace
20	X	77	Total	C	N	O	S	0	0
			625	388	129	106	2		

- Molecule 21 is a protein called 50S ribosomal protein L29.

Mol	Chain	Residues	Atoms					AltConf	Trace
21	Y	63	Total	C	N	O	S	0	0
			509	313	99	95	2		

- Molecule 22 is a protein called 50S ribosomal protein L30.

Mol	Chain	Residues	Atoms					AltConf	Trace
22	Z	58	Total	C	N	O	S	0	0
			449	281	87	79	2		

- Molecule 23 is a protein called 50S ribosomal protein L32.

Mol	Chain	Residues	Atoms					AltConf	Trace
23	0	56	Total	C	N	O	S	0	0
			444	269	94	80	1		

- Molecule 24 is a protein called 50S ribosomal protein L33.

Mol	Chain	Residues	Atoms				AltConf	Trace
24	1	50	Total	C	N	O	0	0
			409	263	75	71		

- Molecule 25 is a protein called 50S ribosomal protein L34.

Mol	Chain	Residues	Atoms					AltConf	Trace
25	2	46	Total	C	N	O	S	0	0
			377	228	90	57	2		

- Molecule 26 is a protein called 50S ribosomal protein L11.

Mol	Chain	Residues	Atoms					AltConf	Trace
26	I	141	Total	C	N	O	S	0	0
			1032	651	179	196	6		

- Molecule 27 is a protein called 50S ribosomal protein L14.

Mol	Chain	Residues	Atoms					AltConf	Trace
27	K	122	Total	C	N	O	S	0	0
			938	587	180	165	6		

- Molecule 28 is a protein called 50S ribosomal protein L19.

Mol	Chain	Residues	Atoms					AltConf	Trace
			Total	C	N	O	S		
28	P	113	911	571	178	161	1	0	0

- Molecule 29 is a protein called Ribosomal silencing factor RsfS.

Mol	Chain	Residues	Atoms					AltConf	Trace
			Total	C	N	O	S		
29	6	102	780	485	133	157	5	0	0

- Molecule 30 is a protein called 50S ribosomal protein L9.

Mol	Chain	Residues	Atoms					AltConf	Trace
			Total	C	N	O	S		
30	H	149	1110	699	197	213	1	0	0

- Molecule 31 is a protein called 50S ribosomal protein L5.

Mol	Chain	Residues	Atoms					AltConf	Trace
			Total	C	N	O	S		
31	F	177	1410	899	249	256	6	0	0

- Molecule 32 is ZINC ION (three-letter code: ZN) (formula: Zn).

Mol	Chain	Residues	Atoms		AltConf
			Total	Zn	
32	b	1	1	1	0

- Molecule 33 is MAGNESIUM ION (three-letter code: MG) (formula: Mg).

Mol	Chain	Residues	Atoms		AltConf
			Total	Mg	
33	Q	1	1	1	0

- Molecule 34 is water.

Mol	Chain	Residues	Atoms		AltConf
			Total	O	
34	A	21	21	21	0
34	B	1	1	1	0
34	C	2	2	2	0

Continued on next page...


Continued from previous page...

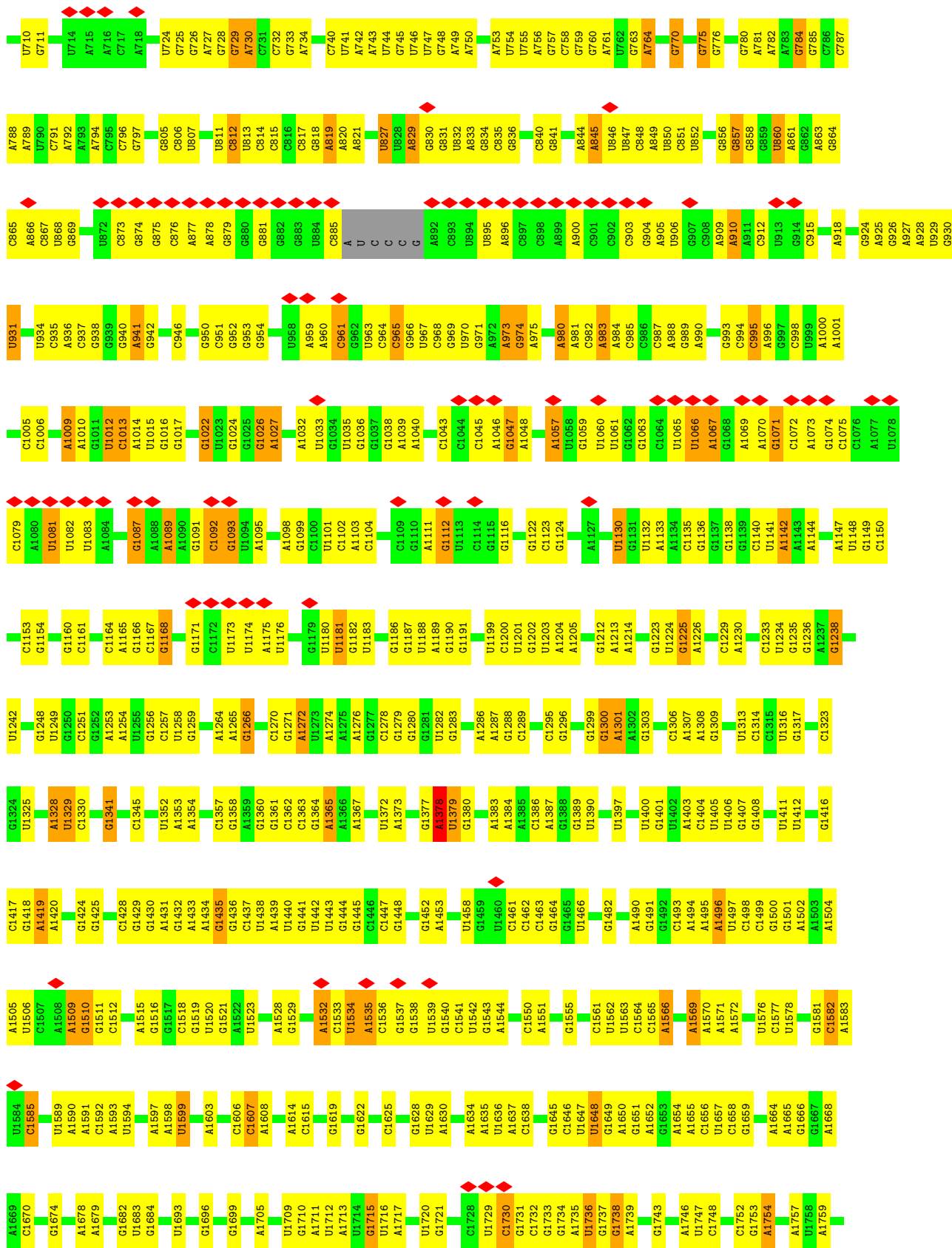
Mol	Chain	Residues	Atoms		AltConf
34	L	1	Total 1	O 1	0
34	N	1	Total 1	O 1	0
34	S	1	Total 1	O 1	0

3 Residue-property plots

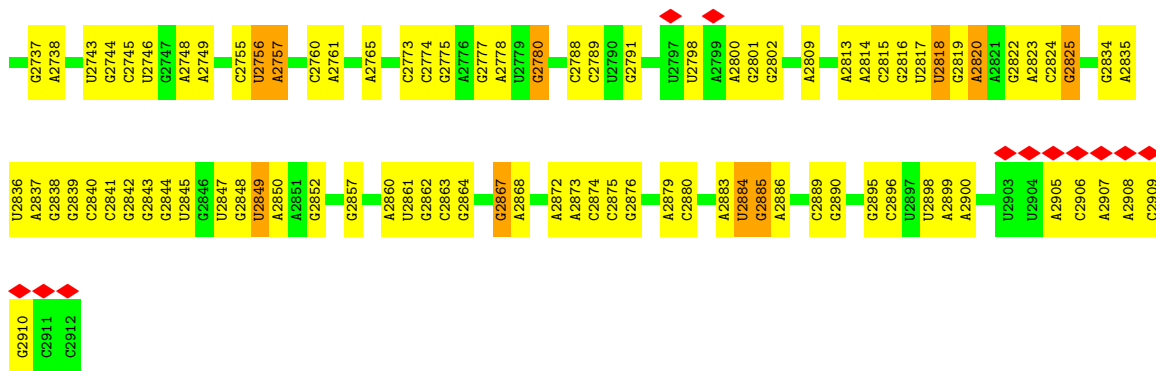
These plots are drawn for all protein, RNA, DNA and oligosaccharide chains in the entry. The first graphic for a chain summarises the proportions of the various outlier classes displayed in the second graphic. The second graphic shows the sequence view annotated by issues in geometry and atom inclusion in map density. Residues are color-coded according to the number of geometric quality criteria for which they contain at least one outlier: green = 0, yellow = 1, orange = 2 and red = 3 or more. A red diamond above a residue indicates a poor fit to the EM map for this residue (all-atom inclusion < 40%). Stretches of 2 or more consecutive residues without any outlier are shown as a green connector. Residues present in the sample, but not in the model, are shown in grey.

- Molecule 1: 23S ribosomal RNA

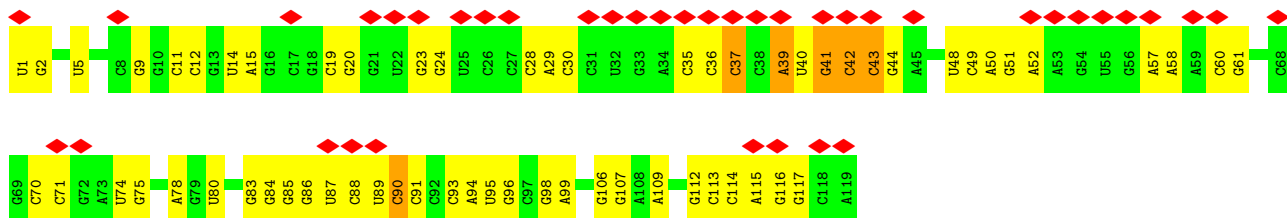




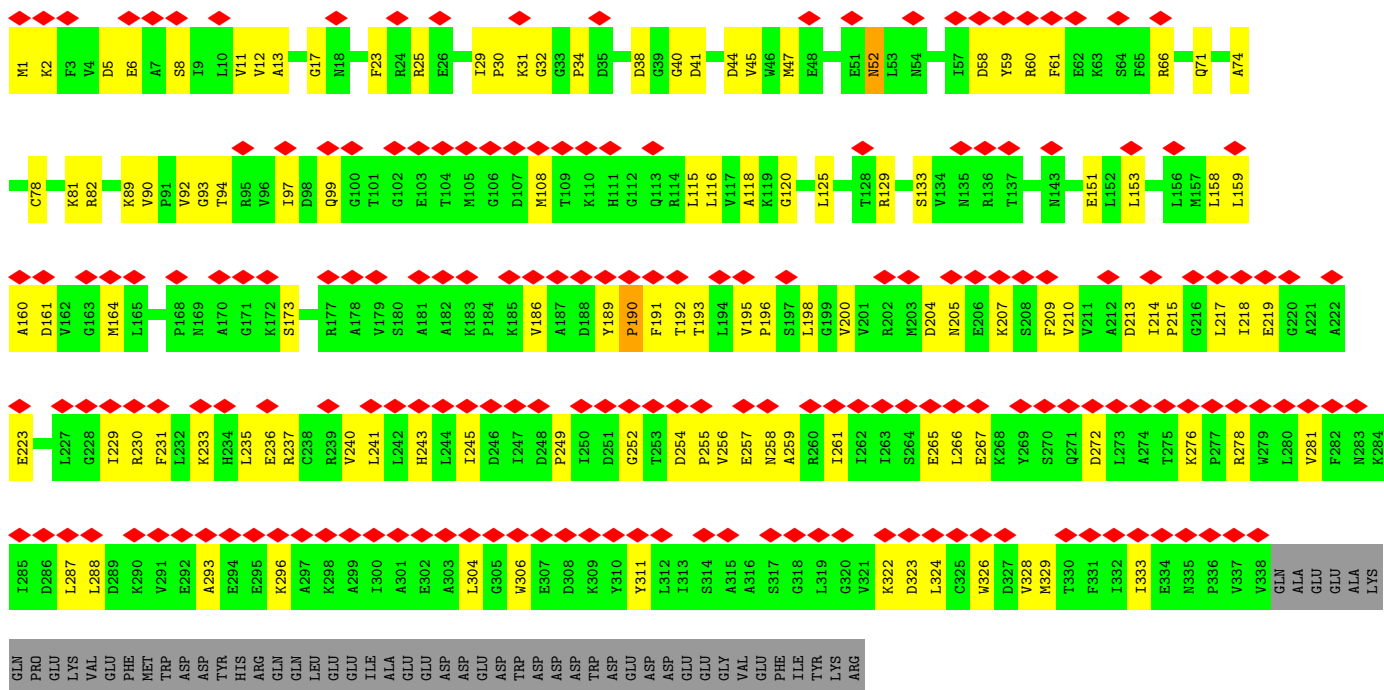
C2649	C2650	C2651	C2652	U2656	U2657	C2658	C2659	C2660	C2661	C2662	C2667	U2693	C2694	C2695	A2598	A2602	C2603	C2608	C2609	C2610	C2611	C2612	C2613	C2614	C2615	C2616	C2617	C2618	C2621	C2622	C2625	C2626	C2627	C2628	C2629	C2630	C2631	A2532	C2636	C2637	C2638	A2639	C2640	C2641	C2642	C2643	C2644	C2645	C2646	C2647	C2648	C2649	C2650	C2651	C2652	C2653	C2654	C2655	C2656	C2657	C2658	C2659	C2660	C2661	C2662	C2663	C2664	C2665	C2666	C2667	C2668	C2669	C2670	C2671	C2672	C2673	C2674	C2675	C2676	C2677	C2678	C2679	C2680	C2681	C2682	C2683	C2684	C2685	C2686	C2687	C2688	C2689	C2690	C2691	C2692	C2693	C2694	C2695	C2696	C2697	C2698	C2699	C2700	A2705	U2707	C2708	C2709	C2710	C2711	C2714	C2715	C2716	U2720	A2726	C2727	C2728	C2729	C2730	C2731	C2732	C2733	A2733	U2299	C2300	C2301	U2302	C2303	C2304	C2305	C2306	C2307	C2308	C2309	C2310	A2311	C2312	C2313	C2314	C2315	C2316	C2317	C2318	C2319	C2320	C2321	A2322	C2323	U2324	C2325	C2326	A2327	C2328	U2329	C2330	A2333	U2334	A2335	A2336	C2337	C2338	C2339	A2340	C2341	C2345	A2346	C2347	U2348	C2349	A2430	A2434	A2435	A2439	C2440	U2441	C2442	C2443	U2372	C2373	C2374	C2375	A2376	U2379	C2380	C2383	C2385	A2386	G2391	A2392	C2393	C2394	C2395	C2396	C2397	U2402	C2403	U2404	C2405	A2406	A2407	U2408	C2409	C2410	A2411	C2413	C2414	G2415	C2416	C2417	A2418	C2422	U2423	C2424	A2425	A2426	C2427	C2428	C2429	C2430	A2434	A2435	A2439	C2440	U2441	C2442	C2443	U2444	C2445	C2446	C2447	C2448	C2449	U2492	U2493	G	G	C	C	A	C	C	C	C	C	G	A	C1764	A1773	U1779	A1780	U1781	A1784	C1788	A1789	C1790	A1791	A1794	C1795	U1796	C1797	U1798	C1799	C1800	A1801	A1802	A1803	C1804	C1805	C1806	C1807	A1808	A1809	A1810	C1811	U1812	C1813	C1816	C1817	U1818	A1819	U1820	G1824	U1825	C1826	U1827	C1828	C1829	C1830	C1831	U1834	C1835	C1836	C1837	C1843	C1844	A1848	G1849	C1850	U1851	U1852	A1853	A1854	U1855	U1856	C1857	C1862	C1863	U1864	C1868	C1869	C1870	A1871	A1872	C1873	C1874	C1875	C1878	C1879	C1880	C1881	C1884	C1887	A1890	C1891	C1892	C1893	C1896	C1897	C1898	C1900	A1901	C1902	C1903	C1904	C1907	C1908	C1909	C1910	U1911	A1912	C1913	C1914	U1915	A1916	A1919	U1923	C1924	C1925	U1926	A1927	C1928	C1929	C1930	U1931	G1935	A1936	A1937	U1938	C1939	U1940	C1941	C1942	U1943	U1944	C1947	C1948	A1952	C1953	C1954	U1955	U1956	C1959	C1965	C1966	C1967	C1968	A1969	U1970	C1971	C1972	U1976	A1977	C1987	C1988	U1991	C1992	U1993	C1996	C1997	A1998	C1999	U2001	C2002	A2003	A2004	C2008	C2009	A2019	A2020	C2021	U2022	C2023	C2024	C2025	U2026	C2027	U2028	C2029	A2030	A2031	A2032	A2033	U2034	C2035	C2036	C2037	C2038	U2039	C2040	C2043	C2047	C2048	A2052	C2055	C2056	C2057	A2058	A2059	C2061	A2062	C2063	C2064	C2065	C2066	U2067	U2068	C2069	A2070	A2071	C2072	C2073	U2074	U2075	U2076	A2077	U2081	A2082	C2087	C2088	A2089	A2090	C2091	U2092	C2093	A2094	U2095	U2099	C2100	A2101	C2102	C2103	C2104	U2105	U2106	C2107	A2108	U2109	U2110	U2111	C2112	U2113	A2114	C2115	C2116	C2117	U2118	A2119	C2120	C2121	U2122	C2123	C2124	C2125	A2126	C2127	C2128	C2129	U2130	U2131	U2132	C2133	A2134	A2135	C2136	U2137	C2138	U2139	C2140	C2141	A2142	C2143	C2144	C2145	C2146	A2147	C2148	U2149	C2150	U2151	C2152	C2153	A2154	U2155	C2156	C2157	A2158	C2159	C2160	C2161	C2162	A2163	C2164	C2165	C2166	U2167	C2168	U2169	A2170	A2171	U2172	A2173	C2174	C2175	A2176	C2177	C2178	C2179	U2180	U2181	U2182	A2183	A2184	U2185	C2186	U2187	U2188	U2189	C2190	A2191	U2192	C2193	U2194	U2195	C2196	U2197	A2198	C2199	C2200	C2201	U2202	U2203	C2204	C2208	A2211	U2219	C2224	A2225	C2226	A2227	C2228	U2229	C2230	U2231	C2232	C2233	C2234	C2238	C2239	U2240	A2241	C2242	U2245	C2246	A2247	U2249	C2250	C2251	C2252	C2256	U2257	C2258	C2261	U2262	C2263	C2264	U2265	A2266	A2267	C2271	U2272	A2273	A2274	C2275	C2283	A2284	C2285	C2286	A2287	A2288	C2289	C2290	U2291	U2292	C2293	C2294	C2295	U2296	A2297	A2298	U2299	C2300	C2301	U2263	C2204	C2208	A2211	U2219	C2224	C2283	A2284	C2285	C2286	A2287	A2288	C2289	C2290	U2291	U2292	C2293	C2294	C2295	U2296	A2297	A2298	U2299	C2300	C2301	U2263	C2204	C2208	A2211	U2219	C2224	C2283	A2284	C2285	C2286	A2287	A2288	C2289	C2290	U2291	U2292	C2293	C2294	C2295	U2296	A2297	A2298	U2299	C2300	C2301	U2263	C2204	C2208	A2211	U2219	C2224	C2283	A2284	C2285	C2286	A2287	A2288	C2289	C2290	U2291	U2292	C2293	C2294	C2295	U2296	A2297	A2298	U2299	C2300	C2301	U2263	C2204	C2208	A2211	U2219	C2224	C2283	A2284	C2285	C2286	A2287	A2288	C2289	C2290	U2291	U2292	C2293	C2294	C2295	U2296	A2297	A2298	U2299	C2300	C2301	U2263	C2204	C2208	A2211	U2219	C2224	C2283	A2284	C2285	C2286	A2287	A2288	C2289	C2290	U2291	U2292	C2293	C2294	C2295	U2296	A2297	A2298	U2299	C2300	C2301	U2263	C2204	C2208	A2211	U2219	C2224	C2283	A2284	C2285	C2286	A2287	A2288	C2289	C2290	U2291	U2292	C2293	C2294	C2295	U2296	A2297	A2298	U2299	C2300	C2301	U2263	C2204	C2208	A2211	U2219	C2224	C2283	A2284	C2285	C2286	A2287	A2288	C2289	C2290	U2291	U2292	C2293	C2294	C2295	U2296	A2297	A2298	U2299	C2300	C2301	U2263	C2204	C2208	A2211	U2219	C2224	C2283	A2284	C2285	C2286	A2287	A2288	C2289	C2290	U2291	U2292	C2293	C2294	C2295	U2296	A2297	A2298	U2299	C2300	C2301	U2263	C2204	C2208	A2211	U2219	C2224	C2283	A2284	C2285	C2286	A2287	A2288	C2289	C2290	U2291	U2292	C2293	C2294	C2295	U2296	A2297	A2298	U2299	C2300	C2301	U2263	C2204	C2208	A2211	U2219	C2224	C2283	A2284	C2285	C2286	A2287	A2288	C2289	C2290	U2291	U2292	C2293	C2294	C2295	U2296	A2297	A2298	U2299	C2300	C2301	U2263	C2204	C2208	A2211	U2219	C2224	C2283	A2284	C2285	C2286	A2287	A2288	C2289	C2290	U2291	U2292	C2293	C2294	C2295	U2296	A2297	A2298	U2299	C2300	C2301	U2263	C2204	C2208	A2211	U2219	C2224	C2283	A2284	C2285	C2286	A2287	A2288	C2289	C2290	U2291	U2292	C2293	C2294	C2295	U2296	A2297	A2298	U2299	C2300	C2301	U2263	C2204	C2208	A2211	U2219	C2224	C2283	A2284	C2285	C2286	A2287	A2288	C2289	C2290	U2291	U2292	C2293	C2294	C2295	U2296	A2297	A2298	U2299	C2300	C2301	U2263	C2204	C2208	A2211	U2219	C2224	C2283	A2284	C2285	C2286	A2287	A2288	C2289	C2290	U2291	U2292	C2293	C2294	C2295	U2296	A2297	A2298	U2299	C2300	C2301	U2263	C2204	C2208	A2211	U2219	C2224	C2283	A2284	C2285	C2286	A2287	A2288	C2289	C2290	U2291	U2292	C2293	C2294	C2295	U2296	A2297	A2298	U2299	C2300	C2301	U2263	C2204	C2208	A2211	U2219	C2224	C2283	A2284	C2285	C2286	A2287	A2288	C2289	C2290	U2291	U2292	C2293	C2294	C2295	U2296	A2297	A2298	U2299	C2300	C2301	U2263	C2204	C2208	A2211	U2219	C2224	C2283	A2284	C2285	C2286	A2287	A2288	C2289	C2290	U2291	U2292	C2293	C2294	C2295	U2296	A2297	A2298	U2299	C2300	C2301	U2263	C2204	C2208	A2211	U2219	C2224	C2283	A2284	C2285	C2286	A2287	A2288	C2289	C2290	U2291	U2292	C2293	C2294	C2295	U2296	A2297	A2298	U2299	C2300	C2301	U2263	C2204	C2208	A2211	U2219	C2224	C2283	A2284	C2285	C2286	A2287	A2288	C2289	C2290	U2291	U2292	C2293	C2294	C2295	U2296	A2297	A2298	U2299	C2300	C2301	U2263	C2204	C2208	A2211	U2219	C2224	C2283	A2284	C2285	C2286	A2287	A2288	C2289	C2290	U2291	U2292	C2293	C2294	C2295	U2296	A2297	A2298	U2299	C2300	C2301	U2263	C2204	C2208	A2211	U2219	C2224	C2283	A2284	C2285	C2286	A2287	A2288	C2289	C2290	U2291	U2292	C2293	C2294	C2295	U2296	A2297	A2298	U2299	C2300	C2301	U2263	C2204	C2208	A2211	U2219	C2224	C2283	A2284	C2285	C2286	A2287	A2288	C2289	C2290	U2291	U2292	C2293	C2294	C2295	U2296	A2297	A2298	U2299	C2300	C2301	U2263	C2204	C2208	A2211	U2219	C2224	C2283	A2284	C2285	C2286	A2287	A2288	C2289	C2290	U2291	U2292	C2293	C2294	C2295	U2296	A2297	A2298	U2299	C2300	C2301	U2263	C2204	C2208	A2211	U2219	C2224	C2283	A2284	C2285	C2286	A2287	A2288	C2289	C2290	U2291	U2292	C2293	C2294	C2295	U2296	A2297	A2298	U2299	C2300	C2301	U2263	C2204	C2208	A2211	U2219	C2224	C2283	A2284	C2285	C2286	A2287	A2288	C2289	C2290	U2291	U2292	C2293	C2294	C2295	U2296	A2297	A2298	U2299	C2300	C2301	U2263	C2204	C2208	A2211	U2219	C2224	C2283	A2284	C2285	C2286	A2287	A2288	C2289	C2290	U2291	U2292	C2293	C2294	C2295	U2296	A2297	A2298	U2299	C2300	C2301	U2263	C2204	C2208	A2211	U2219	C2224	C2283	A2284	C2285	C2286	A2287	A2288	C2289	C2290	U2291	U2292	C2293	C2294	C2295	U2296	A2297	A2298	U2299	C2300	C2301	U2263	C2204	C2208	A2211	U2219	C2224	C2283	A2284	C2285	C2286	A2287	A2288	C2289	C2290	U2291	U2292	C2293	C2294	C2295	U2296	A2297	A2298	U2299	C2300	C2301	U2263	C2204	C2208	A2211	U2219	C2224	C2283	A2284	C2285	C2286</
-------	-------	-------	-------	-------	-------	-------	-------	-------	-------	-------	-------	-------	-------	-------	-------	-------	-------	-------	-------	-------	-------	-------	-------	-------	-------	-------	-------	-------	-------	-------	-------	-------	-------	-------	-------	-------	-------	-------	-------	-------	-------	-------	-------	-------	-------	-------	-------	-------	-------	-------	-------	-------	-------	-------	-------	-------	-------	-------	-------	-------	-------	-------	-------	-------	-------	-------	-------	-------	-------	-------	-------	-------	-------	-------	-------	-------	-------	-------	-------	-------	-------	-------	-------	-------	-------	-------	-------	-------	-------	-------	-------	-------	-------	-------	-------	-------	-------	-------	-------	-------	-------	-------	-------	-------	-------	-------	-------	-------	-------	-------	-------	-------	-------	-------	-------	-------	-------	-------	-------	-------	-------	-------	-------	-------	-------	-------	-------	-------	-------	-------	-------	-------	-------	-------	-------	-------	-------	-------	-------	-------	-------	-------	-------	-------	-------	-------	-------	-------	-------	-------	-------	-------	-------	-------	-------	-------	-------	-------	-------	-------	-------	-------	-------	-------	-------	-------	-------	-------	-------	-------	-------	-------	-------	-------	-------	-------	-------	-------	-------	-------	-------	-------	-------	-------	-------	-------	-------	-------	-------	-------	-------	-------	-------	-------	-------	-------	-------	-------	-------	-------	-------	-------	-------	-------	-------	-------	-------	-------	-------	-------	-------	-------	-------	-------	-------	-------	-------	-------	-------	-------	-------	-------	-------	-------	-------	-------	-------	-------	-------	-------	-------	-------	-------	---	---	---	---	---	---	---	---	---	---	---	---	-------	-------	-------	-------	-------	-------	-------	-------	-------	-------	-------	-------	-------	-------	-------	-------	-------	-------	-------	-------	-------	-------	-------	-------	-------	-------	-------	-------	-------	-------	-------	-------	-------	-------	-------	-------	-------	-------	-------	-------	-------	-------	-------	-------	-------	-------	-------	-------	-------	-------	-------	-------	-------	-------	-------	-------	-------	-------	-------	-------	-------	-------	-------	-------	-------	-------	-------	-------	-------	-------	-------	-------	-------	-------	-------	-------	-------	-------	-------	-------	-------	-------	-------	-------	-------	-------	-------	-------	-------	-------	-------	-------	-------	-------	-------	-------	-------	-------	-------	-------	-------	-------	-------	-------	-------	-------	-------	-------	-------	-------	-------	-------	-------	-------	-------	-------	-------	-------	-------	-------	-------	-------	-------	-------	-------	-------	-------	-------	-------	-------	-------	-------	-------	-------	-------	-------	-------	-------	-------	-------	-------	-------	-------	-------	-------	-------	-------	-------	-------	-------	-------	-------	-------	-------	-------	-------	-------	-------	-------	-------	-------	-------	-------	-------	-------	-------	-------	-------	-------	-------	-------	-------	-------	-------	-------	-------	-------	-------	-------	-------	-------	-------	-------	-------	-------	-------	-------	-------	-------	-------	-------	-------	-------	-------	-------	-------	-------	-------	-------	-------	-------	-------	-------	-------	-------	-------	-------	-------	-------	-------	-------	-------	-------	-------	-------	-------	-------	-------	-------	-------	-------	-------	-------	-------	-------	-------	-------	-------	-------	-------	-------	-------	-------	-------	-------	-------	-------	-------	-------	-------	-------	-------	-------	-------	-------	-------	-------	-------	-------	-------	-------	-------	-------	-------	-------	-------	-------	-------	-------	-------	-------	-------	-------	-------	-------	-------	-------	-------	-------	-------	-------	-------	-------	-------	-------	-------	-------	-------	-------	-------	-------	-------	-------	-------	-------	-------	-------	-------	-------	-------	-------	-------	-------	-------	-------	-------	-------	-------	-------	-------	-------	-------	-------	-------	-------	-------	-------	-------	-------	-------	-------	-------	-------	-------	-------	-------	-------	-------	-------	-------	-------	-------	-------	-------	-------	-------	-------	-------	-------	-------	-------	-------	-------	-------	-------	-------	-------	-------	-------	-------	-------	-------	-------	-------	-------	-------	-------	-------	-------	-------	-------	-------	-------	-------	-------	-------	-------	-------	-------	-------	-------	-------	-------	-------	-------	-------	-------	-------	-------	-------	-------	-------	-------	-------	-------	-------	-------	-------	-------	-------	-------	-------	-------	-------	-------	-------	-------	-------	-------	-------	-------	-------	-------	-------	-------	-------	-------	-------	-------	-------	-------	-------	-------	-------	-------	-------	-------	-------	-------	-------	-------	-------	-------	-------	-------	-------	-------	-------	-------	-------	-------	-------	-------	-------	-------	-------	-------	-------	-------	-------	-------	-------	-------	-------	-------	-------	-------	-------	-------	-------	-------	-------	-------	-------	-------	-------	-------	-------	-------	-------	-------	-------	-------	-------	-------	-------	-------	-------	-------	-------	-------	-------	-------	-------	-------	-------	-------	-------	-------	-------	-------	-------	-------	-------	-------	-------	-------	-------	-------	-------	-------	-------	-------	-------	-------	-------	-------	-------	-------	-------	-------	-------	-------	-------	-------	-------	-------	-------	-------	-------	-------	-------	-------	-------	-------	-------	-------	-------	-------	-------	-------	-------	-------	-------	-------	-------	-------	-------	-------	-------	-------	-------	-------	-------	-------	-------	-------	-------	-------	-------	-------	-------	-------	-------	-------	-------	-------	-------	-------	-------	-------	-------	-------	-------	-------	-------	-------	-------	-------	-------	-------	-------	-------	-------	-------	-------	-------	-------	-------	-------	-------	-------	-------	-------	-------	-------	-------	-------	-------	-------	-------	-------	-------	-------	-------	-------	-------	-------	-------	-------	-------	-------	-------	-------	-------	-------	-------	-------	-------	-------	-------	-------	-------	-------	-------	-------	-------	-------	-------	-------	-------	-------	-------	-------	-------	-------	-------	-------	-------	-------	-------	-------	-------	-------	-------	-------	-------	-------	-------	-------	-------	-------	-------	-------	-------	-------	-------	-------	-------	-------	-------	-------	-------	-------	-------	-------	-------	-------	-------	-------	-------	-------	-------	-------	-------	-------	-------	-------	-------	-------	-------	-------	-------	-------	-------	-------	-------	-------	-------	-------	-------	-------	-------	-------	-------	-------	-------	-------	-------	-------	-------	-------	-------	-------	-------	-------	-------	-------	-------	-------	-------	-------	-------	-------	-------	-------	-------	-------	-------	-------	-------	-------	-------	-------	-------	-------	-------	-------	-------	-------	-------	-------	-------	-------	-------	-------	-------	-------	-------	-------	-------	-------	-------	-------	-------	-------	-------	-------	-------	-------	-------	-------	-------	-------	-------	-------	-------	-------	-------	-------	-------	-------	-------	-------	-------	-------	-------	-------	-------	-------	-------	-------	-------	-------	-------	-------	-------	-------	-------	-------	-------	-------	-------	-------	-------	-------	-------	-------	-------	-------	-------	-------	-------	-------	-------	-------	-------	-------	-------	-------	-------	-------	-------	-------	-------	-------	-------	-------	-------	-------	-------	-------	-------	-------	-------	-------	-------	-------	-------	-------	-------	-------	-------	-------	-------	-------	-------	-------	-------	-------	-------	-------	-------	-------	-------	-------	-------	-------	-------	-------	-------	-------	-------	-------	-------	-------	-------	-------	-------	-------	-------	-------	-------	-------	-------	-------	-------	-------	-------	-------	-------	-------	-------	-------	-------	-------	-------	-------	-------	-------	-------	-------	-------	-------	-------	-------	-------	-------	-------	-------	-------	-------	-------	-------	-------	-------	-------	-------	-------	-------	-------	-------	-------	-------	-------	-------	-------	-------	-------	-------	-------	-------	-------	-------	-------	-------	-------	-------	-------	-------	-------	-------	-------	-------	-------	-------	-------	-------	-------	-------	-------	-------	-------	-------	-------	-------	-------	-------	-------	-------	-------	-------	-------	-------	-------	-------	-------	-------	-------	-------	-------	-------	-------	-------	-------	-------	-------	-------	-------	-------	-------	-------	-------	-------	-------	-------	-------	-------	-------	-------	-------	-------	-------	-------	-------	-------	-------	-------	-------	-------	-------	-------	-------	-------	-------	-------	-------	-------	-------	-------	-------	-------	-------	-------	-------	-------	-------	-------	-------	-------	-------	-------	-------	-------	-------	-------	-------	-------	-------	-------	-------	-------	-------	-------	-------	-------	-------	-------	-------	-------	-------	-------	-------	-------	-------	-------	-------	-------	-------	-------	-------	-------	-------	-------	-------	-------	-------	-------	-------	-------	-------	-------	-------	-------	-------	-------	-------	-------	-------	-------	-------	-------	-------	-------	-------	-------	-------	-------	-------	-------	-------	-------	-------	-------	-------	-------	-------	-------	-------	-------	-------	-------	-------	-------	-------	-------	-------	-------	-------	-------	-------	-------	-------	-------	-------	-------	-------	-------	-------	-------	-------	-------	-------	-------	-------	-------	-------	-------	-------	-------	-------	-------	-------	-------	-------	-------	-------	-------	-------	-------	-------	-------	-------	-------	-------	-------	-------	-------	-------	-------	-------	-------	-------	-------	-------	---------



• Molecule 2: 5S ribosomal RNA

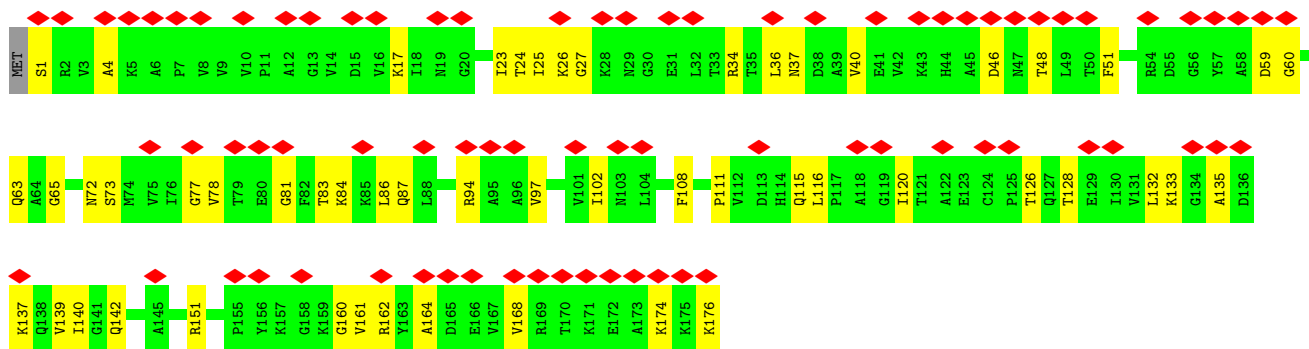


• Molecule 3: GTPase ObgE/CgtA

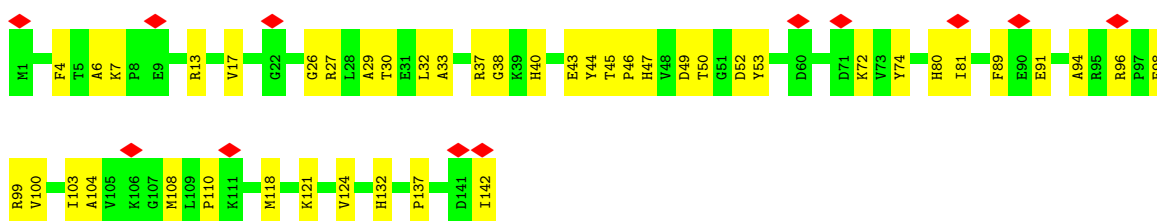


• Molecule 4: 50S ribosomal protein L31

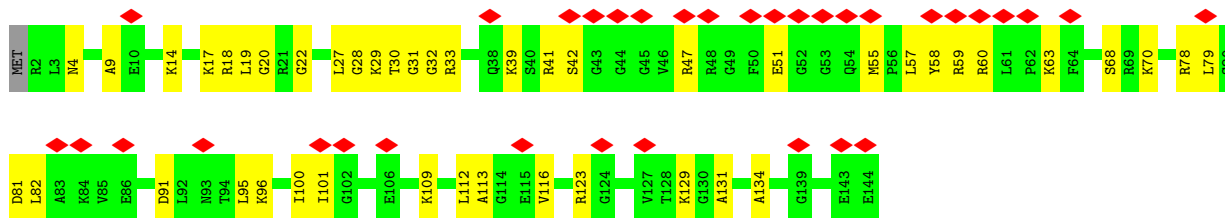




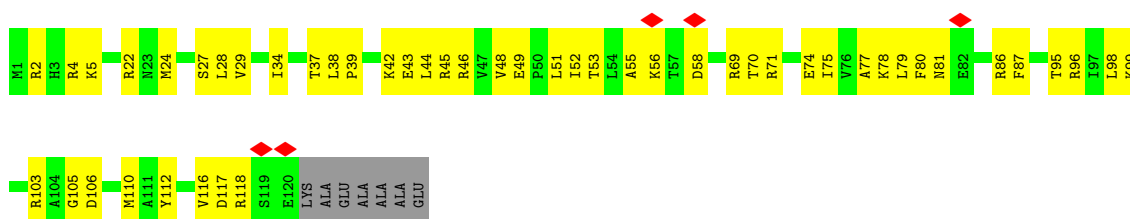
• Molecule 9: 50S ribosomal protein L13



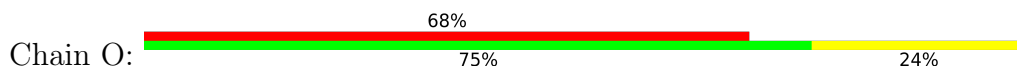
• Molecule 10: 50S ribosomal protein L15

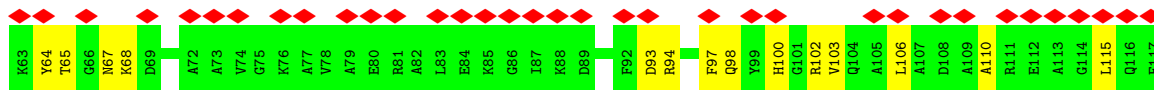
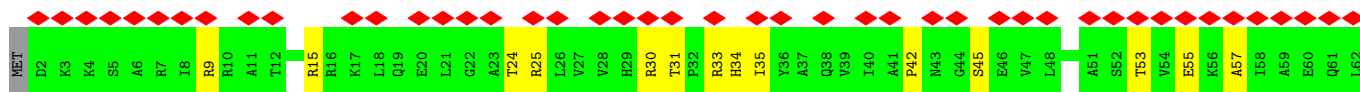


• Molecule 11: 50S ribosomal protein L17



• Molecule 12: 50S ribosomal protein L18

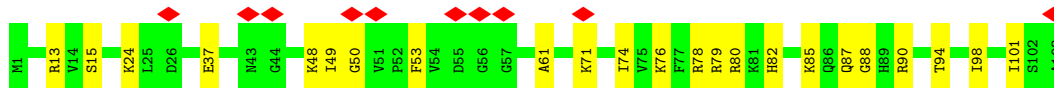
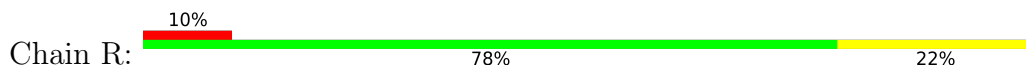




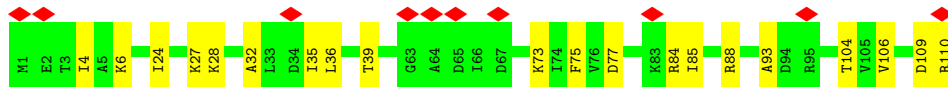
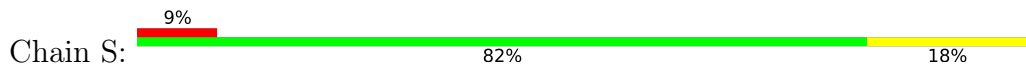
- Molecule 13: 50S ribosomal protein L20




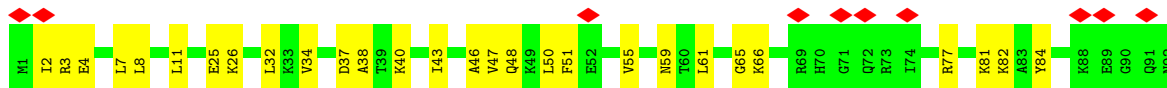
- Molecule 14: 50S ribosomal protein L21



- Molecule 15: 50S ribosomal protein L22

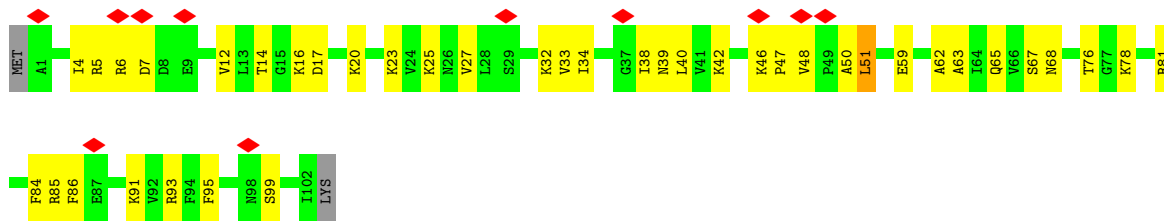


- Molecule 16: 50S ribosomal protein L23

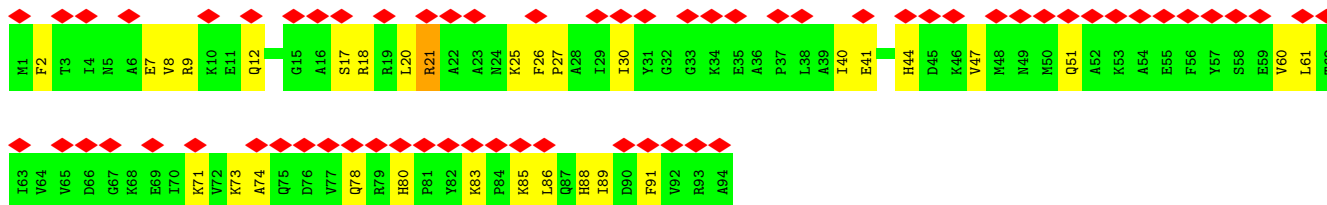


- Molecule 17: 50S ribosomal protein L24

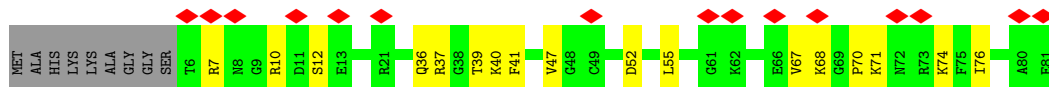




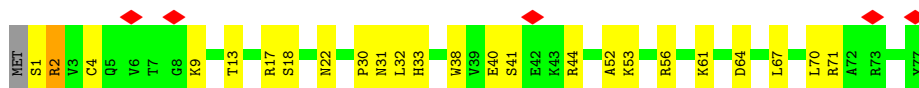
• Molecule 18: 50S ribosomal protein L25



• Molecule 19: 50S ribosomal protein L27



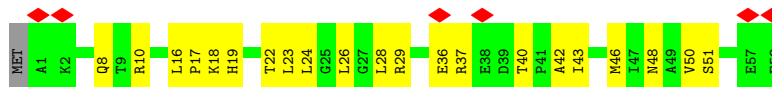
• Molecule 20: 50S ribosomal protein L28



• Molecule 21: 50S ribosomal protein L29



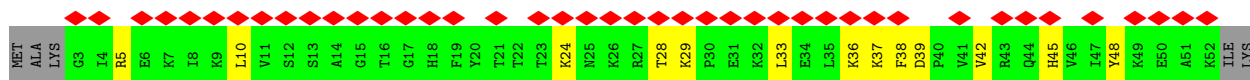
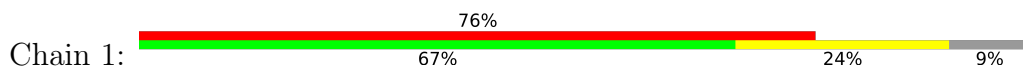
• Molecule 22: 50S ribosomal protein L30



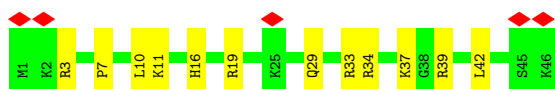
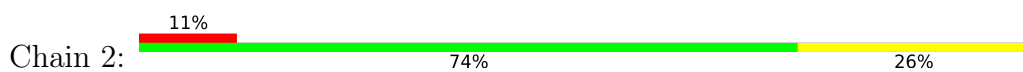
• Molecule 23: 50S ribosomal protein L32



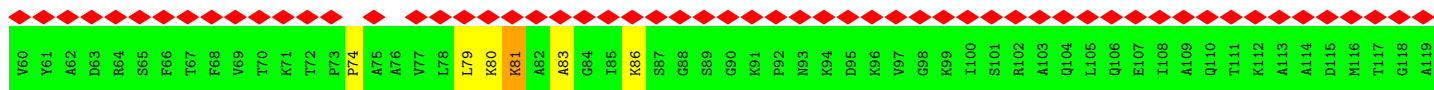
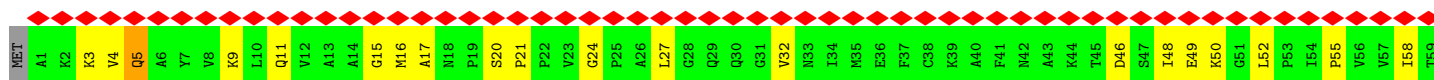
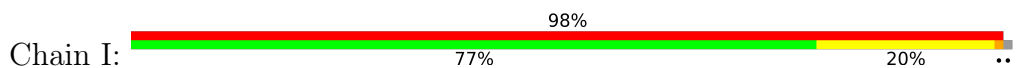
- Molecule 24: 50S ribosomal protein L33



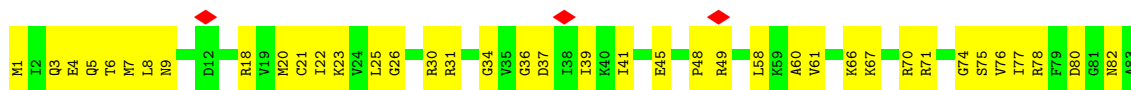
- Molecule 25: 50S ribosomal protein L34



- Molecule 26: 50S ribosomal protein L11

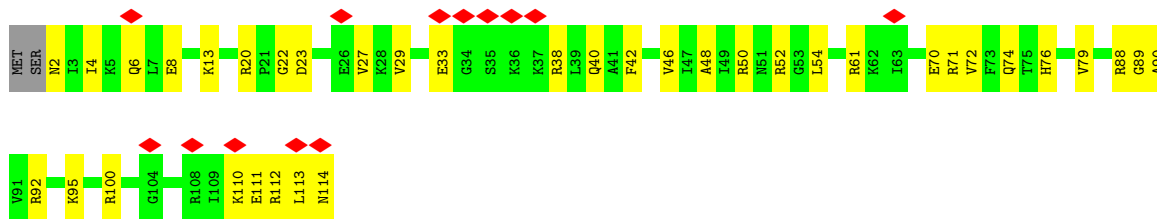


- Molecule 27: 50S ribosomal protein L14

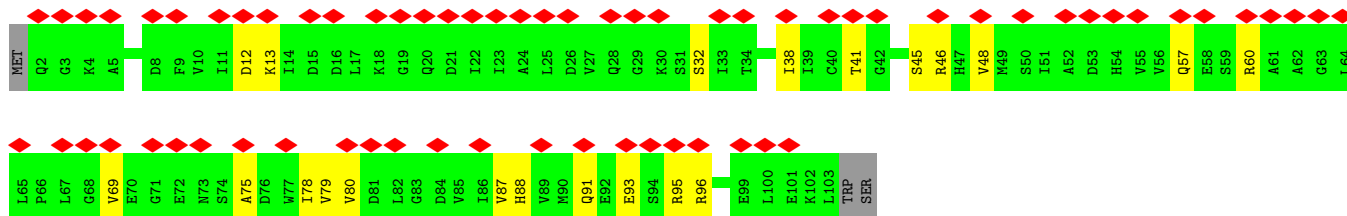
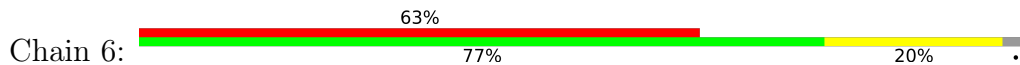


- Molecule 28: 50S ribosomal protein L19

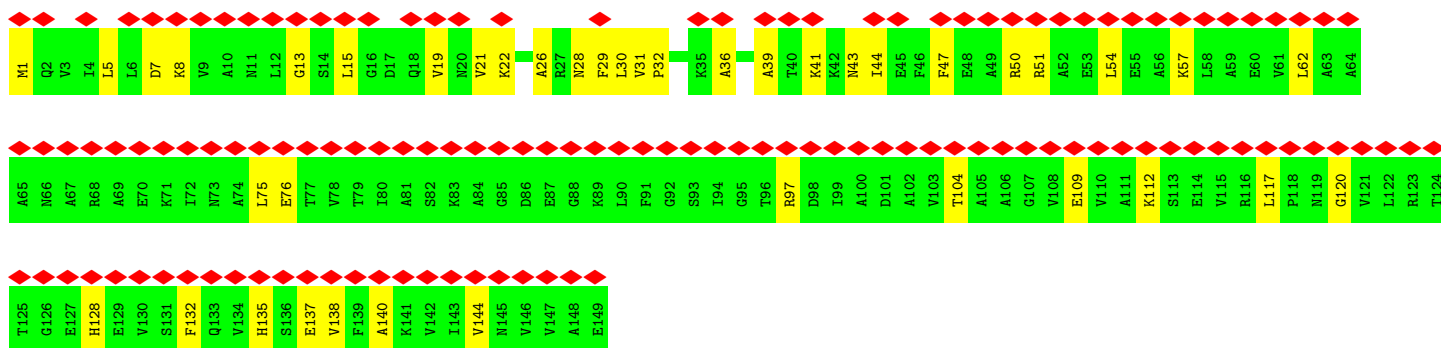
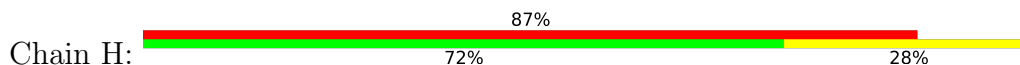




• Molecule 29: Ribosomal silencing factor RsfS



• Molecule 30: 50S ribosomal protein L9



• Molecule 31: 50S ribosomal protein L5



4 Experimental information

Property	Value	Source
EM reconstruction method	SINGLE PARTICLE	Depositor
Imposed symmetry	POINT, C1	Depositor
Number of particles used	23445	Depositor
Resolution determination method	FSC 0.143 CUT-OFF	Depositor
CTF correction method	PHASE FLIPPING AND AMPLITUDE CORRECTION	Depositor
Microscope	FEI POLARA 300	Depositor
Voltage (kV)	300	Depositor
Electron dose ($e^-/\text{\AA}^2$)	25	Depositor
Minimum defocus (nm)	2500	Depositor
Maximum defocus (nm)	Not provided	
Magnification	36000	Depositor
Image detector	GATAN K2 SUMMIT (4k x 4k)	Depositor
Maximum map value	12.748	Depositor
Minimum map value	-6.150	Depositor
Average map value	0.034	Depositor
Map value standard deviation	0.805	Depositor
Recommended contour level	2.5	Depositor
Map size (\AA)	334.8, 334.8, 334.8	wwPDB
Map dimensions	270, 270, 270	wwPDB
Map angles ($^\circ$)	90.0, 90.0, 90.0	wwPDB
Pixel spacing (\AA)	1.24, 1.24, 1.24	Depositor

5 Model quality [i](#)

5.1 Standard geometry [i](#)

Bond lengths and bond angles in the following residue types are not validated in this section: MG, ZN

The Z score for a bond length (or angle) is the number of standard deviations the observed value is removed from the expected value. A bond length (or angle) with $|Z| > 5$ is considered an outlier worth inspection. RMSZ is the root-mean-square of all Z scores of the bond lengths (or angles).

Mol	Chain	Bond lengths		Bond angles	
		RMSZ	# Z >5	RMSZ	# Z >5
1	A	0.18	0/69777	0.74	14/108853 (0.0%)
2	B	0.16	0/2847	0.74	0/4440
3	9P	0.25	0/2626	0.47	0/3542
4	b	0.22	0/371	0.43	0/496
5	C	0.24	0/2121	0.44	0/2852
6	D	0.25	0/1586	0.47	0/2134
7	E	0.24	0/1571	0.43	0/2113
8	G	0.39	1/1343 (0.1%)	0.63	3/1816 (0.2%)
9	J	0.25	0/1152	0.44	0/1551
10	L	0.25	0/1054	0.52	0/1403
11	N	0.24	0/973	0.45	0/1301
12	O	0.24	0/902	0.43	0/1209
13	Q	0.24	0/960	0.38	0/1278
14	R	0.25	0/829	0.48	0/1107
15	S	0.23	0/864	0.41	0/1156
16	T	0.25	0/744	0.54	0/994
17	U	0.26	0/787	0.56	1/1051 (0.1%)
18	V	0.25	0/766	0.49	0/1025
19	W	0.26	0/582	0.46	0/769
20	X	0.24	0/635	0.47	0/848
21	Y	0.22	0/510	0.49	0/677
22	Z	0.24	0/453	0.52	0/605
23	0	0.25	0/450	0.51	0/599
24	1	0.24	0/416	0.45	0/554
25	2	0.25	0/380	0.44	0/498
26	I	0.25	0/1046	0.50	0/1410
27	K	0.25	0/947	0.48	0/1268
28	P	0.26	0/923	0.49	0/1234
29	6	0.24	0/787	0.44	0/1062
30	H	0.24	0/1121	0.46	0/1515
31	F	0.24	0/1434	0.47	0/1926
All	All	0.20	1/100957 (0.0%)	0.68	18/151286 (0.0%)

Chiral center outliers are detected by calculating the chiral volume of a chiral center and verifying if the center is modelled as a planar moiety or with the opposite hand. A planarity outlier is detected by checking planarity of atoms in a peptide group, atoms in a mainchain group or atoms of a sidechain that are expected to be planar.

Mol	Chain	#Chirality outliers	#Planarity outliers
3	9P	0	1
26	I	0	1
31	F	0	1
All	All	0	3

All (1) bond length outliers are listed below:

Mol	Chain	Res	Type	Atoms	Z	Observed(Å)	Ideal(Å)
8	G	111	PRO	CG-CD	-10.33	1.16	1.50

All (18) bond angle outliers are listed below:

Mol	Chain	Res	Type	Atoms	Z	Observed(°)	Ideal(°)
8	G	111	PRO	N-CD-CG	-13.03	83.65	103.20
8	G	111	PRO	CA-N-CD	-9.38	98.36	111.50
1	A	1625	C	N3-C2-O2	-7.62	116.57	121.90
1	A	1625	C	N1-C2-O2	7.62	123.47	118.90
8	G	111	PRO	CA-CB-CG	-7.30	90.12	104.00
1	A	1893	C	N3-C2-O2	-6.89	117.08	121.90
1	A	1313	U	C2-N1-C1'	6.88	125.95	117.70
1	A	2415	G	N1-C6-O6	-6.75	115.85	119.90
17	U	51	LEU	CA-CB-CG	6.03	129.17	115.30
1	A	1582	C	N3-C2-O2	-5.89	117.78	121.90
1	A	2415	G	C5-C6-O6	5.77	132.06	128.60
1	A	1893	C	N1-C2-O2	5.76	122.36	118.90
1	A	1313	U	N1-C2-O2	5.59	126.71	122.80
1	A	1908	C	N1-C2-O2	5.57	122.24	118.90
1	A	1313	U	N3-C2-O2	-5.36	118.45	122.20
1	A	1378	A	OP1-P-O3'	5.30	116.86	105.20
1	A	1378	A	P-O3'-C3'	5.13	125.85	119.70
1	A	1908	C	N3-C2-O2	-5.11	118.33	121.90

There are no chirality outliers.

All (3) planarity outliers are listed below:

Mol	Chain	Res	Type	Group
3	9P	190	PRO	Peptide

Continued on next page...

Continued from previous page...

Mol	Chain	Res	Type	Group
31	F	175	PRO	Peptide
26	I	5	GLN	Peptide

5.2 Too-close contacts [i](#)

In the following table, the Non-H and H(model) columns list the number of non-hydrogen atoms and hydrogen atoms in the chain respectively. The H(added) column lists the number of hydrogen atoms added and optimized by MolProbity. The Clashes column lists the number of clashes within the asymmetric unit, whereas Symm-Clashes lists symmetry-related clashes.

Mol	Chain	Non-H	H(model)	H(added)	Clashes	Symm-Clashes
1	A	62301	0	31334	1158	0
2	B	2548	0	1292	59	0
3	9P	2582	0	2607	86	0
4	b	364	0	364	0	0
5	C	2082	0	2157	92	0
6	D	1565	0	1616	42	0
7	E	1552	0	1619	41	0
8	G	1323	0	1374	43	0
9	J	1129	0	1162	42	0
10	L	1045	0	1117	42	0
11	N	960	0	1000	34	0
12	O	892	0	923	24	0
13	Q	947	0	1022	42	0
14	R	816	0	839	23	0
15	S	857	0	922	17	0
16	T	738	0	807	27	0
17	U	779	0	834	31	0
18	V	753	0	780	23	0
19	W	575	0	589	21	0
20	X	625	0	655	19	0
21	Y	509	0	543	17	0
22	Z	449	0	491	20	0
23	0	444	0	461	21	0
24	1	409	0	440	10	0
25	2	377	0	418	13	0
26	I	1032	0	1088	23	0
27	K	938	0	1012	39	0
28	P	911	0	957	33	0
29	6	780	0	783	12	0
30	H	1110	0	1148	30	0
31	F	1410	0	1447	47	0

Continued on next page...

Continued from previous page...

Mol	Chain	Non-H	H(model)	H(added)	Clashes	Symm-Clashes
32	b	1	0	0	0	0
33	Q	1	0	0	0	0
34	A	21	0	0	0	0
34	B	1	0	0	0	0
34	C	2	0	0	0	0
34	L	1	0	0	0	0
34	N	1	0	0	0	0
34	S	1	0	0	0	0
All	All	92831	0	61801	1845	0

The all-atom clashscore is defined as the number of clashes found per 1000 atoms (including hydrogen atoms). The all-atom clashscore for this structure is 12.

All (1845) close contacts within the same asymmetric unit are listed below, sorted by their clash magnitude.

Atom-1	Atom-2	Interatomic distance (Å)	Clash overlap (Å)
1:A:1800:C:N4	1:A:1817:G:H22	1.58	1.01
1:A:1800:C:H42	1:A:1817:G:N2	1.57	1.01
2:B:78:A:H62	2:B:98:G:N2	1.58	1.00
1:A:950:G:H1	1:A:967:U:H3	1.09	0.98
1:A:377:G:H1	1:A:397:U:H3	1.01	0.98
1:A:954:G:H1	1:A:963:U:H3	1.10	0.95
2:B:78:A:N6	2:B:98:G:H21	1.64	0.94
1:A:1800:C:H42	1:A:1817:G:H22	1.01	0.94
1:A:408:G:H1	1:A:419:U:H3	1.09	0.93
19:W:36:GLN:HE22	19:W:41:PHE:H	1.17	0.91
27:K:78:ARG:HB3	28:P:70:GLU:HB3	1.52	0.91
1:A:2530:A:OP2	8:G:174:LYS:NZ	2.11	0.84
2:B:78:A:H62	2:B:98:G:H21	0.84	0.83
1:A:1287:A:N6	1:A:1649:G:O2'	2.10	0.83
1:A:1800:C:N3	1:A:1817:G:N1	2.27	0.82
1:A:1834:U:H5''	1:A:1835:G:H5'	1.60	0.82
3:9P:304:LEU:HD11	3:9P:306:TRP:HB2	1.61	0.82
16:T:61:LEU:HB2	16:T:82:LYS:HB2	1.61	0.81
1:A:284:U:H3	1:A:356:G:H1	1.27	0.81
1:A:78:U:H3	1:A:108:G:H1	1.29	0.80
1:A:1278:C:H4'	11:N:34:ILE:HD11	1.63	0.80
1:A:2020:A:H5'	23:O:8:THR:HB	1.61	0.80
27:K:61:VAL:HG23	27:K:87:LEU:HD11	1.62	0.80
22:Z:23:LEU:HD12	22:Z:28:LEU:HD11	1.64	0.80
26:I:46:ASP:HA	26:I:50:LYS:HD2	1.65	0.79

Continued on next page...

Continued from previous page...

Atom-1	Atom-2	Interatomic distance (Å)	Clash overlap (Å)
1:A:1242:U:H3	10:L:4:ASN:HD21	1.31	0.78
9:J:96:ARG:NH2	9:J:98:GLU:OE2	2.16	0.78
6:D:151:THR:HG23	6:D:152:PRO:HD3	1.67	0.77
28:P:112:ARG:NH1	28:P:114:ASN:OD1	2.18	0.76
1:A:1079:C:O2'	26:I:133:ARG:NH2	2.19	0.76
5:C:36:ASN:HB2	5:C:61:TYR:HB2	1.65	0.76
1:A:465:G:H21	1:A:684:G:H1'	1.50	0.76
5:C:250:GLN:NE2	5:C:251:THR:O	2.18	0.76
8:G:87:GLN:HE22	8:G:164:ALA:HA	1.51	0.76
11:N:2:ARG:HA	11:N:5:LYS:HE2	1.67	0.75
17:U:6:ARG:NH1	17:U:25:LYS:O	2.19	0.75
11:N:24:MET:HG3	11:N:44:LEU:HD13	1.70	0.73
1:A:629:G:N3	1:A:639:U:O2'	2.20	0.73
2:B:93:C:H5''	18:V:18:ARG:HH12	1.54	0.73
1:A:1855:U:H3	1:A:1887:C:H42	1.37	0.73
17:U:17:ASP:HB2	17:U:20:LYS:HD3	1.69	0.73
1:A:475:C:O2	1:A:479:A:N6	2.21	0.73
1:A:807:U:OP2	10:L:41:ARG:NH1	2.21	0.73
1:A:1270:C:H5''	1:A:1271:G:H5'	1.71	0.73
12:O:25:ARG:HB2	12:O:93:ASP:HB2	1.70	0.73
1:A:177:G:OP2	1:A:177:G:N2	2.18	0.73
8:G:132:LEU:HB3	8:G:140:ILE:HD11	1.69	0.73
1:A:210:C:OP1	25:2:29:GLN:NE2	2.22	0.72
1:A:1791:A:N1	1:A:1829:A:H4'	2.05	0.72
1:A:1190:G:H5''	10:L:32:GLY:HA2	1.70	0.72
18:V:17:SER:HA	18:V:20:LEU:HD23	1.71	0.72
18:V:18:ARG:O	18:V:21:ARG:NH1	2.23	0.72
6:D:12:THR:HG22	6:D:13:ARG:H	1.55	0.71
1:A:513:A:O2'	13:Q:10:ARG:NH2	2.22	0.71
1:A:1779:U:OP2	1:A:1784:A:N6	2.22	0.71
1:A:1805:A:N3	5:C:49:THR:OG1	2.23	0.71
5:C:145:MET:SD	5:C:152:GLN:NE2	2.63	0.71
1:A:2371:G:H1'	24:1:38:PHE:HE1	1.54	0.71
11:N:37:THR:HA	11:N:110:MET:HA	1.73	0.71
1:A:2296:U:OP2	12:O:9:ARG:NH2	2.24	0.70
1:A:1992:G:N2	1:A:1996:C:O2'	2.24	0.70
2:B:9:G:OP2	12:O:15:ARG:NH1	2.24	0.70
12:O:31:THR:OG1	12:O:34:HIS:O	2.09	0.70
1:A:1966:A:N1	3:9P:133:SER:OG	2.23	0.70
30:H:5:LEU:HD22	30:H:13:GLY:HA3	1.73	0.70
1:A:820:A:H4'	1:A:836:G:H22	1.57	0.70

Continued on next page...

Continued from previous page...

Atom-1	Atom-2	Interatomic distance (Å)	Clash overlap (Å)
1:A:1066:U:N3	1:A:1069:A:OP2	2.24	0.70
23:0:12:ARG:HH11	23:0:16:ARG:HH12	1.40	0.70
8:G:23:ILE:HG23	8:G:25:ILE:HD11	1.74	0.69
29:6:41:THR:OG1	29:6:95:ARG:NH1	2.25	0.69
1:A:1668:A:N3	1:A:1670:C:N4	2.41	0.69
1:A:994:C:OP1	13:Q:52:ARG:NH2	2.24	0.69
26:I:4:VAL:HG12	26:I:5:GLN:H	1.56	0.69
1:A:1966:A:N3	1:A:2592:G:O2'	2.24	0.69
2:B:94:A:OP2	18:V:18:ARG:NH1	2.26	0.69
13:Q:45:ALA:HB1	13:Q:49:ARG:HH12	1.58	0.69
5:C:74:PRO:HG2	5:C:96:LYS:HG2	1.75	0.69
31:F:34:THR:HG22	31:F:36:ASN:HB2	1.74	0.69
1:A:1386:C:H2'	1:A:1387:A:H8	1.58	0.69
1:A:1453:A:N6	11:N:74:GLU:OE1	2.26	0.68
3:9P:25:ARG:HD3	3:9P:30:PRO:HA	1.74	0.68
1:A:987:C:O2'	1:A:1000:A:N3	2.27	0.68
1:A:2683:C:OP1	28:P:50:ARG:NH2	2.25	0.68
1:A:1943:U:H5''	3:9P:129:ARG:HE	1.58	0.68
1:A:2848:G:O2'	1:A:2867:G:N2	2.27	0.68
1:A:1363:C:O2'	1:A:1809:A:N3	2.22	0.68
28:P:22:GLY:H	28:P:46:VAL:HG13	1.59	0.68
1:A:1287:A:N6	11:N:106:ASP:OD2	2.26	0.68
1:A:2884:U:O2'	23:0:49:ARG:NH1	2.27	0.68
3:9P:2:LYS:HB2	8:G:176:LYS:H	1.59	0.68
1:A:1490:A:N1	5:C:96:LYS:NZ	2.42	0.67
6:D:32:ASN:ND2	6:D:52:THR:OG1	2.27	0.67
31:F:38:GLY:O	31:F:149:ARG:NH2	2.27	0.67
1:A:16:C:H2'	1:A:17:G:H8	1.59	0.67
1:A:467:G:OP1	25:2:33:ARG:NH2	2.27	0.67
1:A:974:G:O2'	1:A:989:G:N2	2.27	0.67
1:A:1443:U:H2'	1:A:1444:G:H8	1.60	0.67
1:A:698:C:O2'	1:A:734:A:N6	2.21	0.67
1:A:1800:C:O2	1:A:1817:G:O6	2.13	0.67
1:A:2405:G:O2'	1:A:2411:A:N6	2.28	0.67
1:A:993:G:OP2	13:Q:50:ARG:NH2	2.28	0.67
1:A:1943:U:H4'	1:A:1944:U:H3'	1.77	0.67
1:A:83:A:O2'	1:A:103:A:N6	2.27	0.67
1:A:212:G:H2'	1:A:213:A:C8	2.30	0.67
1:A:1830:C:H2'	1:A:1831:G:H8	1.60	0.67
1:A:1039:A:H61	1:A:1116:G:H1	1.43	0.66
22:Z:16:LEU:HB2	22:Z:19:HIS:HD2	1.60	0.66

Continued on next page...

Continued from previous page...

Atom-1	Atom-2	Interatomic distance (Å)	Clash overlap (Å)
21:Y:21:LEU:HD23	21:Y:25:GLN:HG3	1.76	0.66
1:A:2262:U:OP1	19:W:37:ARG:NH2	2.28	0.66
1:A:1999:C:O2	1:A:2687:U:O2'	2.14	0.66
3:9P:160:ALA:H	3:9P:237:ARG:HH22	1.40	0.66
3:9P:189:TYR:HB2	3:9P:190:PRO:HD2	1.77	0.66
1:A:1754:A:N1	1:A:2716:C:O2'	2.29	0.65
1:A:2258:C:O2'	1:A:2427:C:OP2	2.14	0.65
2:B:48:U:P	12:O:30:ARG:HH22	2.19	0.65
1:A:516:C:H5''	23:O:9:ARG:HH12	1.61	0.65
1:A:2788:C:O2'	1:A:2809:A:N3	2.27	0.65
17:U:85:ARG:HH12	17:U:99:SER:HB3	1.60	0.65
1:A:1013:C:H2'	1:A:1014:A:H8	1.62	0.65
1:A:1863:G:H4'	1:A:2411:A:H4'	1.79	0.65
1:A:998:C:OP2	13:Q:57:ARG:NH2	2.29	0.65
1:A:2581:G:N2	1:A:2581:G:OP2	2.29	0.65
1:A:1024:G:HO2'	1:A:1144:A:HO2'	1.45	0.65
3:9P:287:LEU:HD12	3:9P:288:LEU:HG	1.78	0.65
5:C:93:VAL:HG21	5:C:115:ILE:HD11	1.79	0.65
27:K:26:GLY:HA3	27:K:30:ARG:HH11	1.61	0.65
30:H:47:PHE:O	30:H:51:ARG:N	2.28	0.65
11:N:77:ALA:O	11:N:81:ASN:ND2	2.30	0.65
1:A:1665:A:OP1	27:K:66:LYS:NZ	2.30	0.65
1:A:1153:C:OP1	13:Q:91:ARG:NH2	2.30	0.64
1:A:1341:G:OP1	1:A:1397:U:N3	2.30	0.64
10:L:51:GLU:OE2	10:L:60:ARG:NH1	2.30	0.64
15:S:85:ILE:HD11	15:S:93:ALA:HB1	1.79	0.64
11:N:43:GLU:HA	11:N:46:ARG:HG3	1.79	0.64
1:A:1607:C:N4	1:A:1622:G:OP2	2.29	0.64
2:B:30:C:H1'	2:B:57:A:H61	1.62	0.64
6:D:129:THR:OG1	6:D:140:HIS:O	2.15	0.64
30:H:8:LYS:HD3	30:H:15:LEU:HD11	1.78	0.64
27:K:58:LEU:HD11	27:K:86:LEU:HD12	1.78	0.64
1:A:815:C:OP2	14:R:85:LYS:NZ	2.23	0.64
1:A:2320:U:O2'	1:A:2322:A:N6	2.31	0.64
18:V:18:ARG:HG2	18:V:21:ARG:HH12	1.63	0.64
3:9P:190:PRO:O	3:9P:192:THR:OG1	2.10	0.64
1:A:647:G:N2	1:A:2350:C:O2'	2.31	0.64
1:A:1779:U:H5''	1:A:1780:A:H5''	1.80	0.64
1:A:2336:A:H61	19:W:39:THR:HG21	1.63	0.64
1:A:942:G:OP1	10:L:39:LYS:NZ	2.31	0.63
1:A:1582:C:O2'	1:A:1585:C:N3	2.25	0.63

Continued on next page...

Continued from previous page...

Atom-1	Atom-2	Interatomic distance (Å)	Clash overlap (Å)
2:B:11:C:OP1	19:W:68:LYS:NZ	2.25	0.63
1:A:2081:U:H2'	1:A:2082:A:H8	1.63	0.63
1:A:2840:C:H5''	11:N:53:THR:HG21	1.80	0.63
1:A:1223:G:N2	1:A:1226:A:OP2	2.29	0.63
10:L:57:LEU:HD12	10:L:60:ARG:HD2	1.79	0.63
3:9P:38:ASP:OD1	3:9P:129:ARG:NH2	2.31	0.63
7:E:145:ASP:HA	7:E:166:LYS:HB3	1.81	0.63
9:J:80:HIS:CD2	9:J:81:ILE:HG22	2.33	0.63
1:A:1788:C:OP1	5:C:220:ARG:NH2	2.30	0.63
6:D:33:ARG:NH1	6:D:75:ALA:O	2.32	0.63
1:A:968:C:H2'	1:A:969:G:H8	1.63	0.63
1:A:1323:C:OP1	15:S:84:ARG:NH1	2.27	0.63
5:C:28:PRO:HG2	5:C:33:LEU:HD11	1.81	0.63
11:N:103:ARG:HG2	11:N:105:GLY:H	1.64	0.63
27:K:80:ASP:OD2	28:P:61:ARG:NH1	2.31	0.63
1:A:2229:U:H2'	1:A:2230:G:H8	1.62	0.63
8:G:46:ASP:O	8:G:48:THR:N	2.27	0.63
1:A:1753:G:H5''	28:P:92:ARG:HD3	1.81	0.63
3:9P:266:LEU:HD22	3:9P:278:ARG:HH12	1.64	0.63
5:C:5:CYS:SG	5:C:12:ARG:NH2	2.72	0.63
1:A:571:U:O2'	1:A:573:U:OP2	2.17	0.62
1:A:372:G:OP2	20:X:61:LYS:NZ	2.31	0.62
1:A:2405:G:N1	1:A:2411:A:OP2	2.32	0.62
30:H:97:ARG:HG2	30:H:112:LYS:HD3	1.81	0.62
9:J:29:ALA:HA	9:J:32:LEU:HD12	1.81	0.62
9:J:40:HIS:NE2	9:J:52:ASP:OD2	2.32	0.62
24:1:10:LEU:HD21	24:1:33:LEU:HD13	1.81	0.62
1:A:566:U:OP1	10:L:29:LYS:NZ	2.33	0.62
1:A:865:C:O2	1:A:867:C:N4	2.32	0.62
17:U:14:THR:OG1	17:U:68:ASN:ND2	2.32	0.62
1:A:1798:U:O2'	1:A:1802:A:N3	2.28	0.62
26:I:32:VAL:HG21	26:I:58:ILE:HD13	1.82	0.62
1:A:607:U:OP1	7:E:95:LYS:NZ	2.32	0.62
17:U:46:LYS:HD2	17:U:47:PRO:HD2	1.82	0.62
5:C:144:GLU:HB2	5:C:187:CYS:HB3	1.81	0.62
1:A:213:A:H2'	1:A:214:G:C8	2.35	0.61
1:A:1258:U:H2'	1:A:1259:G:H8	1.65	0.61
1:A:1799:G:OP2	5:C:269:ARG:NH2	2.32	0.61
24:1:24:LYS:NZ	24:1:29:LYS:O	2.33	0.61
1:A:166:U:O2'	20:X:44:ARG:NH2	2.33	0.61
1:A:1278:C:O2'	11:N:27:SER:OG	2.16	0.61

Continued on next page...

Continued from previous page...

Atom-1	Atom-2	Interatomic distance (Å)	Clash overlap (Å)
1:A:516:C:OP1	23:O:9:ARG:NH1	2.34	0.61
1:A:1248:G:OP1	7:E:44:ARG:NH2	2.33	0.61
5:C:244:VAL:HG12	5:C:250:GLN:HA	1.82	0.61
1:A:1353:A:OP2	1:A:1377:G:N1	2.27	0.61
1:A:2595:G:N2	1:A:2598:A:OP2	2.22	0.61
3:9P:2:LYS:HE2	8:G:176:LYS:H	1.65	0.61
3:9P:11:VAL:HG21	3:9P:45:VAL:HG11	1.81	0.61
1:A:645:C:N4	1:A:2349:G:N3	2.46	0.61
1:A:743:A:O2'	1:A:1659:G:OP1	2.17	0.61
1:A:1420:A:O2'	1:A:2211:A:N7	2.33	0.61
1:A:2256:G:O2'	19:W:7:ARG:NH2	2.34	0.61
5:C:83:ASP:HB2	5:C:90:ILE:HG12	1.83	0.61
1:A:462:C:N4	1:A:463:G:O6	2.33	0.61
1:A:511:U:H4'	1:A:1235:G:H4'	1.82	0.61
1:A:1323:C:H5''	15:S:84:ARG:HH22	1.66	0.61
5:C:52:HIS:HA	5:C:216:ARG:HB2	1.82	0.61
3:9P:47:MET:HB3	3:9P:115:LEU:HB3	1.82	0.61
2:B:43:C:O2'	31:F:91:ARG:O	2.18	0.61
18:V:2:PHE:HB2	18:V:61:LEU:HG	1.82	0.61
9:J:89:PHE:HE1	9:J:100:VAL:HG11	1.66	0.60
30:H:30:LEU:HB3	30:H:36:ALA:HB3	1.81	0.60
1:A:464:U:O2	25:2:16:HIS:NE2	2.33	0.60
3:9P:13:ALA:HB2	3:9P:118:ALA:HB1	1.83	0.60
1:A:444:C:OP1	7:E:40:ARG:NH2	2.34	0.60
1:A:2443:C:H2'	1:A:2444:G:H8	1.67	0.60
1:A:2526:G:H1	1:A:2537:U:H3	1.48	0.60
1:A:1323:C:H5''	15:S:84:ARG:NH2	2.17	0.60
1:A:2816:G:N3	1:A:2883:A:O2'	2.32	0.60
1:A:2451:A:H1'	3:9P:25:ARG:HH12	1.65	0.60
3:9P:158:LEU:O	3:9P:237:ARG:NH2	2.34	0.60
10:L:30:THR:HB	10:L:33:ARG:HB2	1.83	0.60
1:A:177:G:H3'	1:A:178:G:H8	1.66	0.60
1:A:629:G:H1'	1:A:639:U:H1'	1.84	0.60
1:A:1386:C:H2'	1:A:1387:A:C8	2.37	0.60
1:A:2453:A:O2'	1:A:2572:A:N3	2.26	0.60
2:B:9:G:H1'	12:O:45:SER:HA	1.84	0.60
22:Z:36:GLU:O	22:Z:37:ARG:NH1	2.33	0.60
30:H:104:THR:HG22	30:H:109:GLU:HA	1.83	0.60
1:A:966:G:H4'	1:A:2271:G:H22	1.67	0.60
3:9P:164:MET:HB3	3:9P:213:ASP:HA	1.84	0.60
27:K:34:GLY:N	27:K:37:ASP:OD2	2.31	0.60

Continued on next page...

Continued from previous page...

Atom-1	Atom-2	Interatomic distance (Å)	Clash overlap (Å)
1:A:1649:G:H2'	1:A:1650:A:H8	1.66	0.60
1:A:81:G:HO2'	1:A:295:G:HO2'	1.50	0.59
1:A:1123:C:H2'	1:A:1124:G:H8	1.66	0.59
1:A:2298:A:N6	1:A:2318:G:H21	2.00	0.59
1:A:2368:C:H2'	1:A:2369:A:H8	1.67	0.59
5:C:151:GLY:O	5:C:155:ARG:NH1	2.33	0.59
31:F:101:ARG:NH2	31:F:139:GLU:OE2	2.34	0.59
1:A:27:G:H22	1:A:512:G:H1'	1.67	0.59
1:A:918:A:N3	2:B:80:U:O2'	2.32	0.59
30:H:1:MET:N	30:H:21:VAL:O	2.32	0.59
1:A:2047:C:O2'	1:A:2823:A:N1	2.35	0.59
3:9P:97:ILE:HB	3:9P:153:LEU:HB3	1.84	0.59
5:C:17:LYS:HA	5:C:202:ARG:HH22	1.68	0.59
12:O:33:ARG:O	12:O:65:THR:OG1	2.20	0.59
22:Z:26:LEU:HD21	22:Z:46:MET:HB3	1.85	0.59
1:A:584:C:N4	1:A:585:G:O6	2.35	0.59
1:A:1509:A:HO2'	1:A:1510:G:H8	1.50	0.59
1:A:2093:G:O3'	30:H:22:LYS:HE3	2.02	0.59
1:A:2705:A:O2'	1:A:2852:G:OP1	2.18	0.59
1:A:311:A:N6	1:A:329:G:OP1	2.35	0.59
1:A:1295:C:H2'	1:A:1296:G:H8	1.67	0.59
1:A:2123:G:H2'	1:A:2124:G:H8	1.68	0.59
3:9P:161:ASP:H	3:9P:210:VAL:HG23	1.67	0.59
1:A:1952:A:H62	27:K:22:ILE:HD11	1.68	0.59
6:D:151:THR:CG2	6:D:152:PRO:HD3	2.32	0.59
9:J:80:HIS:CG	9:J:81:ILE:H	2.21	0.59
24:1:28:THR:HG23	24:1:29:LYS:HG2	1.85	0.59
1:A:617:G:OP1	7:E:102:ARG:NH2	2.36	0.59
1:A:1826:G:O2'	1:A:1971:U:OP2	2.21	0.59
1:A:2761:A:N3	8:G:142:GLN:NE2	2.51	0.59
6:D:149:ASN:O	6:D:152:PRO:HD2	2.02	0.59
17:U:6:ARG:HE	17:U:7:ASP:H	1.51	0.59
30:H:26:ALA:HA	30:H:30:LEU:HD12	1.84	0.59
1:A:764:A:H5'	5:C:208:GLY:HA2	1.85	0.59
1:A:780:G:N1	5:C:228:ASP:OD2	2.36	0.59
1:A:1258:U:H2'	1:A:1259:G:C8	2.37	0.59
1:A:1857:G:O2'	1:A:1884:G:N2	2.35	0.59
1:A:1997:C:H2'	1:A:1998:A:H8	1.66	0.59
5:C:257:ARG:NH2	5:C:262:THR:OG1	2.36	0.59
17:U:5:ARG:HE	17:U:93:ARG:HD3	1.68	0.59
1:A:2621:G:O3'	6:D:164:GLN:NE2	2.36	0.59

Continued on next page...

Continued from previous page...

Atom-1	Atom-2	Interatomic distance (Å)	Clash overlap (Å)
1:A:2857:G:N2	1:A:2860:A:OP2	2.26	0.58
1:A:160:A:N3	1:A:2208:C:O2'	2.34	0.58
9:J:53:TYR:HA	9:J:121:LYS:HB3	1.84	0.58
1:A:2673:G:H2'	1:A:2674:G:H8	1.67	0.58
2:B:57:A:O2'	31:F:26:GLN:OE1	2.21	0.58
18:V:73:LYS:NZ	18:V:74:ALA:H	2.01	0.58
31:F:103:ILE:HD11	31:F:174:PHE:HA	1.84	0.58
1:A:1278:C:H2'	1:A:1279:G:C8	2.39	0.58
1:A:2131:U:H5'	1:A:2132:U:H5''	1.84	0.58
5:C:94:LEU:HD13	5:C:100:ARG:HE	1.68	0.58
28:P:27:VAL:HG23	28:P:42:PHE:HB3	1.83	0.58
10:L:19:LEU:HB2	10:L:31:GLY:HA3	1.84	0.58
29:6:57:GLN:OE1	29:6:60:ARG:NH2	2.35	0.58
1:A:5:A:H2'	1:A:6:A:H8	1.69	0.58
1:A:31:C:O2'	1:A:1238:G:OP1	2.21	0.58
1:A:832:U:H2'	1:A:833:A:H8	1.67	0.58
1:A:581:C:H2'	1:A:582:A:H8	1.69	0.58
1:A:1666:G:N3	27:K:3:GLN:NE2	2.52	0.58
1:A:1853:A:N3	1:A:2233:U:O2'	2.33	0.58
5:C:134:ILE:O	5:C:166:ARG:NH1	2.33	0.58
1:A:1016:G:O6	1:A:1147:A:N6	2.37	0.58
1:A:1071:G:N2	1:A:1089:A:H2'	2.19	0.58
8:G:27:GLY:HA3	8:G:78:VAL:HB	1.86	0.58
11:N:28:LEU:HD12	11:N:44:LEU:HD21	1.85	0.58
1:A:1154:G:OP2	13:Q:57:ARG:NH1	2.36	0.58
1:A:1818:U:H2'	5:C:155:ARG:HD3	1.85	0.58
1:A:2293:G:H5''	12:O:94:ARG:HH22	1.68	0.58
1:A:2824:C:OP2	1:A:2825:G:N2	2.37	0.58
19:W:74:LYS:HA	19:W:74:LYS:HE3	1.86	0.58
1:A:1996:C:OP2	27:K:31:ARG:NH2	2.37	0.58
1:A:2443:C:H2'	1:A:2444:G:C8	2.39	0.58
2:B:28:C:H2'	2:B:29:A:H8	1.68	0.58
1:A:2743:U:OP2	1:A:2755:C:N4	2.34	0.57
3:9P:71:GLN:HB2	3:9P:81:LYS:H	1.66	0.57
26:I:48:ILE:HG13	26:I:49:GLU:H	1.69	0.57
1:A:746:U:HO2'	1:A:2611:C:HO2'	1.52	0.57
13:Q:86:SER:OG	14:R:50:GLY:O	2.22	0.57
14:R:61:ALA:HA	14:R:98:ILE:HA	1.86	0.57
1:A:272:A:H2'	1:A:273:G:H8	1.67	0.57
1:A:322:A:OP1	7:E:162:ARG:NE	2.33	0.57
1:A:881:G:H1	1:A:895:U:H3	1.52	0.57

Continued on next page...

Continued from previous page...

Atom-1	Atom-2	Interatomic distance (Å)	Clash overlap (Å)
1:A:910:A:N3	1:A:2264:C:O2'	2.35	0.57
1:A:2032:G:H21	6:D:151:THR:HB	1.69	0.57
1:A:2692:G:N3	1:A:2847:U:O2'	2.37	0.57
27:K:39:ILE:O	27:K:60:ALA:N	2.35	0.57
31:F:35:LEU:HG	31:F:151:LEU:HD11	1.84	0.57
1:A:770:G:H5'	25:2:10:LEU:HD23	1.87	0.57
1:A:903:C:N4	1:A:904:G:O6	2.37	0.57
1:A:2163:A:OP1	1:A:2170:A:O2'	2.20	0.57
1:A:2461:A:H1'	1:A:2492:U:N3	2.19	0.57
5:C:144:GLU:HG2	5:C:151:GLY:H	1.70	0.57
1:A:2512:C:H5''	6:D:127:PHE:HE1	1.69	0.57
10:L:112:LEU:HB3	10:L:131:ALA:HA	1.87	0.57
27:K:7:MET:HG2	27:K:20:MET:HB2	1.86	0.57
1:A:81:G:O2'	1:A:295:G:O2'	2.20	0.57
1:A:2874:C:H5''	11:N:4:ARG:HH21	1.69	0.57
5:C:179:GLU:OE1	5:C:269:ARG:NH1	2.38	0.57
1:A:1009:A:H5'	13:Q:58:GLN:HG3	1.86	0.57
1:A:2077:A:N3	1:A:2434:A:O2'	2.34	0.57
1:A:648:G:O2'	1:A:2351:G:OP1	2.21	0.57
26:I:52:LEU:HD11	26:I:81:LYS:HE2	1.85	0.57
1:A:301:G:OP2	17:U:81:ARG:NH1	2.38	0.57
1:A:329:G:O6	17:U:16:LYS:N	2.38	0.57
11:N:86:ARG:NH2	11:N:117:ASP:OD1	2.38	0.57
1:A:1429:G:H2'	1:A:1430:G:H8	1.69	0.57
1:A:2602:A:C8	3:9P:31:LYS:HD2	2.40	0.57
19:W:7:ARG:O	19:W:10:ARG:NH1	2.37	0.57
31:F:32:LYS:NZ	31:F:34:THR:OG1	2.27	0.57
31:F:103:ILE:HD11	31:F:175:PRO:HD3	1.85	0.57
1:A:1264:A:OP1	23:0:15:ARG:NH1	2.37	0.56
1:A:2642:G:H5''	9:J:80:HIS:CD2	2.40	0.56
5:C:95:TYR:HB2	5:C:99:GLU:HB2	1.87	0.56
1:A:18:U:H2'	1:A:19:A:C8	2.39	0.56
1:A:414:C:H2'	1:A:415:A:H8	1.68	0.56
1:A:935:C:H2'	1:A:936:A:H8	1.70	0.56
1:A:2245:U:H5''	1:A:2246:G:H5'	1.85	0.56
1:A:2315:G:H2'	1:A:2316:G:C8	2.40	0.56
1:A:2728:U:HO2'	1:A:2729:G:H8	1.53	0.56
1:A:1183:U:O2'	22:Z:29:ARG:NH1	2.39	0.56
1:A:1213:A:H2'	1:A:1214:A:H8	1.70	0.56
1:A:2120:G:H2'	1:A:2121:G:H8	1.70	0.56
1:A:2298:A:OP1	31:F:71:LYS:NZ	2.38	0.56

Continued on next page...

Continued from previous page...

Atom-1	Atom-2	Interatomic distance (Å)	Clash overlap (Å)
1:A:2646:C:OP2	1:A:2732:G:O2'	2.23	0.56
3:9P:99:GLN:HG3	3:9P:151:GLU:HB2	1.88	0.56
22:Z:48:ASN:HA	22:Z:51:SER:HB3	1.86	0.56
1:A:247:G:OP2	1:A:249:C:N4	2.38	0.56
2:B:93:C:H5''	18:V:18:ARG:NH1	2.21	0.56
8:G:84:LYS:HB3	8:G:132:LEU:HB2	1.86	0.56
27:K:48:PRO:HB2	27:K:49:ARG:HH11	1.71	0.56
1:A:877:A:O2'	1:A:900:A:N6	2.37	0.56
23:O:38:LEU:HB2	23:O:41:HIS:HB2	1.88	0.56
1:A:1012:U:OP2	13:Q:69:ARG:NH1	2.38	0.56
1:A:2324:U:O2'	1:A:2337:G:OP1	2.24	0.56
1:A:2374:C:N4	1:A:2375:G:O6	2.39	0.56
1:A:2756:U:H1'	1:A:2757:A:H5''	1.86	0.56
9:J:4:PHE:O	13:Q:63:ARG:NH2	2.37	0.56
1:A:591:U:O4	1:A:592:A:N6	2.38	0.56
1:A:1825:U:H2'	1:A:1826:G:H8	1.71	0.56
1:A:2039:U:H2'	1:A:2040:G:C8	2.41	0.56
1:A:2092:U:O4	1:A:2227:A:N6	2.32	0.56
2:B:60:C:H2'	2:B:61:G:H8	1.69	0.56
5:C:20:ASN:HB3	5:C:23:LEU:HB2	1.88	0.56
1:A:351:C:H2'	1:A:352:A:C8	2.40	0.56
1:A:728:G:O2'	1:A:730:A:O4'	2.22	0.56
1:A:1649:G:H2'	1:A:1650:A:C8	2.41	0.56
1:A:961:C:O2	1:A:2031:A:N6	2.39	0.56
1:A:2052:A:H4'	6:D:148:GLN:O	2.06	0.56
1:A:2312:U:O2'	31:F:36:ASN:ND2	2.39	0.56
18:V:60:VAL:HB	18:V:71:LYS:HD2	1.88	0.56
30:H:135:HIS:HB3	30:H:138:VAL:HB	1.87	0.56
1:A:630:G:N2	1:A:633:A:OP2	2.35	0.56
1:A:1987:A:H2'	1:A:1988:G:H8	1.71	0.56
1:A:2548:U:O2	27:K:23:LYS:NZ	2.37	0.56
1:A:2760:C:H2'	1:A:2761:A:H8	1.70	0.56
7:E:151:GLY:HA2	7:E:195:GLN:HE22	1.70	0.56
25:2:34:ARG:HH11	25:2:39:ARG:HD2	1.71	0.56
28:P:90:ALA:HB2	28:P:112:ARG:HA	1.88	0.56
1:A:1837:C:O2'	1:A:1927:A:N3	2.31	0.55
3:9P:204:ASP:HB3	3:9P:207:LYS:HD2	1.87	0.55
27:K:25:LEU:O	27:K:30:ARG:NH1	2.39	0.55
1:A:351:C:H2'	1:A:352:A:H8	1.71	0.55
1:A:371:A:N6	1:A:402:A:OP2	2.38	0.55
1:A:468:G:N7	25:2:39:ARG:NH2	2.54	0.55

Continued on next page...

Continued from previous page...

Atom-1	Atom-2	Interatomic distance (Å)	Clash overlap (Å)
1:A:1463:C:H2'	1:A:1464:G:H8	1.71	0.55
1:A:2285:C:H5	24:1:5:ARG:HH12	1.53	0.55
3:9P:94:THR:H	3:9P:108:MET:HB3	1.71	0.55
17:U:84:PHE:HE2	17:U:93:ARG:HG2	1.71	0.55
1:A:1123:C:H2'	1:A:1124:G:C8	2.41	0.55
1:A:2023:C:H2'	1:A:2024:G:H8	1.72	0.55
1:A:2329:U:H2'	1:A:2330:G:C8	2.41	0.55
20:X:18:SER:OG	20:X:22:ASN:OD1	2.24	0.55
22:Z:17:PRO:HD2	22:Z:18:LYS:H	1.71	0.55
1:A:1164:C:H2'	1:A:1165:A:H8	1.71	0.55
7:E:77:ILE:HG13	7:E:78:TRP:HD1	1.72	0.55
1:A:2347:C:H5'	24:1:37:LYS:HZ2	1.71	0.55
31:F:109:ARG:HE	31:F:136:ILE:HG22	1.72	0.55
1:A:251:A:H4'	10:L:47:ARG:HH21	1.72	0.55
1:A:796:C:H2'	1:A:797:G:C8	2.41	0.55
1:A:2329:U:H2'	1:A:2330:G:H8	1.70	0.55
3:9P:17:GLY:N	3:9P:40:GLY:O	2.37	0.55
11:N:69:ARG:O	11:N:70:THR:OG1	2.24	0.55
21:Y:45:GLN:O	21:Y:49:ASP:N	2.39	0.55
1:A:18:U:O3'	13:Q:22:GLY:HA2	2.05	0.55
1:A:1407:G:H2'	1:A:1408:G:H8	1.70	0.55
1:A:1855:U:H3	1:A:1887:C:N4	2.02	0.55
1:A:2313:C:H5'	31:F:87:LYS:HD2	1.89	0.55
1:A:1067:A:N3	3:9P:223:GLU:HB2	2.21	0.55
1:A:1712:U:OP2	1:A:1713:A:O2'	2.23	0.55
1:A:2202:U:O2'	1:A:2204:G:OP1	2.20	0.55
1:A:2292:U:H2'	1:A:2293:G:H8	1.72	0.55
6:D:2:ILE:HG13	6:D:82:PHE:HB2	1.88	0.55
9:J:6:ALA:H	9:J:45:THR:HG21	1.72	0.55
9:J:17:VAL:HG23	9:J:137:PRO:HB2	1.89	0.55
7:E:83:VAL:HB	7:E:86:ALA:HB2	1.89	0.55
10:L:20:GLY:H	10:L:28:GLY:HA2	1.72	0.55
18:V:8:VAL:HA	18:V:40:ILE:HG22	1.89	0.55
27:K:8:LEU:HD22	27:K:84:CYS:SG	2.47	0.55
1:A:59:U:H1'	1:A:73:A:H2'	1.89	0.55
1:A:63:A:O3'	16:T:77:ARG:NH1	2.41	0.55
1:A:665:U:H2'	1:A:666:A:H8	1.72	0.55
1:A:414:C:H2'	1:A:415:A:C8	2.42	0.54
1:A:272:A:H2'	1:A:273:G:C8	2.42	0.54
1:A:1353:A:H2'	1:A:1354:A:H8	1.72	0.54
1:A:1441:G:H2'	1:A:1442:U:C6	2.42	0.54

Continued on next page...

Continued from previous page...

Atom-1	Atom-2	Interatomic distance (Å)	Clash overlap (Å)
1:A:1447:C:O2'	1:A:1544:A:N3	2.38	0.54
1:A:1599:U:OP2	16:T:40:LYS:NZ	2.33	0.54
1:A:2730:C:H2'	1:A:2731:G:C8	2.42	0.54
5:C:77:VAL:HG11	5:C:109:LEU:HD21	1.89	0.54
31:F:110:ILE:HD13	31:F:136:ILE:HG21	1.89	0.54
1:A:175:G:H2'	1:A:176:A:C8	2.43	0.54
1:A:532:A:N1	1:A:2035:G:N2	2.55	0.54
1:A:660:C:H2'	1:A:661:A:H8	1.73	0.54
1:A:1539:U:H2'	1:A:1540:G:H8	1.72	0.54
1:A:1736:U:O4	1:A:1737:G:N2	2.39	0.54
1:A:1947:C:H2'	1:A:1948:G:H8	1.70	0.54
9:J:72:LYS:HE3	9:J:74:TYR:HE1	1.71	0.54
1:A:219:A:N3	1:A:234:U:O2'	2.40	0.54
1:A:239:C:O2'	1:A:622:G:O2'	2.20	0.54
1:A:463:G:N2	1:A:466:A:OP2	2.32	0.54
1:A:1901:A:OP2	5:C:252:LYS:NZ	2.38	0.54
1:A:2451:A:H1'	3:9P:25:ARG:NH1	2.23	0.54
5:C:106:PRO:HG2	5:C:109:LEU:HB2	1.89	0.54
5:C:128:THR:HA	5:C:190:THR:HA	1.89	0.54
5:C:160:TYR:HB3	5:C:193:GLU:HG3	1.89	0.54
1:A:1229:C:H2'	1:A:1230:A:C8	2.43	0.54
8:G:94:ARG:HH11	8:G:94:ARG:HG3	1.72	0.54
22:Z:8:GLN:HB2	22:Z:28:LEU:HD13	1.88	0.54
1:A:572:A:N6	1:A:2029:G:H21	2.05	0.54
1:A:1869:G:O2'	1:A:1872:A:N6	2.41	0.54
2:B:85:G:H2'	2:B:86:G:H8	1.73	0.54
5:C:142:ASN:HB3	5:C:190:THR:HG22	1.88	0.54
1:A:373:U:H2'	1:A:374:A:H8	1.73	0.54
1:A:639:U:H2'	1:A:640:C:C6	2.42	0.54
1:A:796:C:H2'	1:A:797:G:H8	1.72	0.54
1:A:1225:G:OP1	14:R:88:GLY:N	2.31	0.54
1:A:2037:A:H2'	1:A:2038:G:C8	2.42	0.54
1:A:2368:C:H2'	1:A:2369:A:C8	2.43	0.54
11:N:49:GLU:HA	11:N:52:ILE:HD12	1.90	0.54
27:K:105:ARG:NH2	28:P:40:GLN:OE1	2.41	0.54
1:A:64:A:H5'	16:T:77:ARG:HH12	1.73	0.54
1:A:328:U:O2'	17:U:65:GLN:NE2	2.41	0.54
1:A:663:G:O3'	10:L:17:LYS:NZ	2.39	0.54
1:A:934:U:H2'	1:A:935:C:H6	1.73	0.54
1:A:1288:G:OP2	1:A:1288:G:N2	2.41	0.54
2:B:114:C:H2'	2:B:115:A:C8	2.43	0.54

Continued on next page...

Continued from previous page...

Atom-1	Atom-2	Interatomic distance (Å)	Clash overlap (Å)
3:9P:41:ASP:HB2	3:9P:82:ARG:HG3	1.90	0.54
5:C:152:GLN:HA	5:C:155:ARG:HD2	1.90	0.54
9:J:38:GLY:HA3	9:J:50:THR:HG23	1.89	0.54
1:A:645:C:H5'	1:A:647:G:N7	2.23	0.54
1:A:2345:G:H4'	1:A:2346:A:H3'	1.90	0.54
9:J:13:ARG:NH1	9:J:49:ASP:OD2	2.41	0.54
9:J:44:TYR:HA	9:J:50:THR:HG21	1.89	0.54
1:A:965:C:N4	1:A:966:G:O6	2.42	0.53
3:9P:93:GLY:H	3:9P:108:MET:HB3	1.73	0.53
16:T:2:ILE:HG23	16:T:4:GLU:N	2.23	0.53
1:A:980:A:H2'	1:A:981:A:C4	2.43	0.53
1:A:2262:U:H5''	19:W:37:ARG:HH12	1.72	0.53
1:A:2310:C:H2'	1:A:2311:A:H4'	1.90	0.53
1:A:2340:A:H2'	1:A:2341:G:H8	1.73	0.53
1:A:2349:G:O6	1:A:2369:A:N6	2.42	0.53
3:9P:235:LEU:O	3:9P:236:GLU:HG2	2.09	0.53
10:L:79:LEU:HG	10:L:112:LEU:HA	1.90	0.53
1:A:559:G:N2	13:Q:48:ASP:OD1	2.41	0.53
1:A:692:C:H2'	1:A:693:A:H8	1.74	0.53
1:A:1500:G:O3'	5:C:100:ARG:NH2	2.41	0.53
1:A:1538:G:H2'	1:A:1539:U:C6	2.44	0.53
1:A:1597:A:H5''	1:A:1598:A:H5'	1.89	0.53
6:D:148:GLN:HB2	6:D:152:PRO:HG2	1.89	0.53
7:E:189:THR:HG23	7:E:192:ALA:H	1.73	0.53
8:G:17:LYS:HB3	8:G:24:THR:HB	1.90	0.53
17:U:25:LYS:N	17:U:34:ILE:O	2.37	0.53
19:W:47:VAL:HG11	19:W:55:LEU:HD23	1.90	0.53
1:A:581:C:H2'	1:A:582:A:C8	2.43	0.53
1:A:833:A:H2'	1:A:834:G:H8	1.73	0.53
1:A:1437:C:HO2'	1:A:1516:G:HO2'	1.56	0.53
22:Z:40:THR:HB	22:Z:43:ILE:HD12	1.89	0.53
29:6:48:VAL:HG12	29:6:78:ILE:HD12	1.91	0.53
1:A:741:U:H2'	1:A:742:A:H8	1.72	0.53
1:A:1528:A:OP2	1:A:1543:G:N2	2.41	0.53
1:A:1710:G:H2'	1:A:1711:A:C8	2.42	0.53
1:A:1715:G:O2'	1:A:1743:G:O6	2.22	0.53
1:A:2487:G:H2'	1:A:2488:G:H8	1.72	0.53
2:B:28:C:H2'	2:B:29:A:C8	2.44	0.53
5:C:65:ASP:OD1	5:C:101:ARG:NH1	2.41	0.53
7:E:196:VAL:HA	7:E:199:MET:HG2	1.91	0.53
17:U:6:ARG:HG3	17:U:7:ASP:H	1.72	0.53

Continued on next page...

Continued from previous page...

Atom-1	Atom-2	Interatomic distance (Å)	Clash overlap (Å)
1:A:1140:C:H5'	9:J:26:GLY:HA3	1.89	0.53
1:A:1844:C:H4'	5:C:255:LYS:HE3	1.90	0.53
1:A:1969:A:H2'	1:A:1972:G:H21	1.72	0.53
1:A:2525:G:H2'	1:A:2526:G:H8	1.74	0.53
1:A:2643:G:H2'	1:A:2644:G:H8	1.73	0.53
10:L:96:LYS:HG2	10:L:101:ILE:HD11	1.89	0.53
27:K:77:ILE:HG13	28:P:71:ARG:NH1	2.24	0.53
1:A:16:C:H2'	1:A:17:G:C8	2.43	0.53
1:A:632:A:H4'	10:L:68:SER:HB2	1.90	0.53
1:A:1102:C:H2'	1:A:1103:A:H8	1.74	0.53
1:A:1229:C:H2'	1:A:1230:A:H8	1.74	0.53
1:A:1428:C:N4	1:A:1570:A:OP2	2.38	0.53
1:A:1638:C:O2	1:A:2698:U:O2'	2.26	0.53
1:A:1825:U:H4'	5:C:231:HIS:HE1	1.73	0.53
3:9P:200:VAL:HG12	3:9P:210:VAL:HG12	1.90	0.53
9:J:80:HIS:CD2	9:J:81:ILE:H	2.27	0.53
23:0:42:ILE:HG22	23:0:48:TYR:HB2	1.88	0.53
1:A:171:U:H2'	1:A:172:A:C8	2.44	0.53
1:A:249:C:OP1	10:L:59:ARG:NH2	2.42	0.53
1:A:937:C:H2'	1:A:938:G:C8	2.44	0.53
1:A:2204:G:O2'	5:C:147:PRO:O	2.24	0.53
1:A:2820:A:N3	11:N:4:ARG:HD2	2.24	0.53
1:A:2861:U:H2'	1:A:2862:G:H8	1.73	0.53
3:9P:256:VAL:HG13	3:9P:259:ALA:HB3	1.91	0.53
6:D:37:VAL:HG13	6:D:48:ILE:HG22	1.91	0.53
7:E:58:LYS:NZ	7:E:70:SER:O	2.29	0.53
20:X:31:ASN:OD1	20:X:33:HIS:NE2	2.42	0.53
29:6:45:SER:HB3	29:6:75:ALA:HB3	1.89	0.53
1:A:580:U:H2'	1:A:581:C:H6	1.74	0.53
1:A:663:G:H5''	10:L:17:LYS:HZ2	1.74	0.53
1:A:1205:A:O2'	7:E:166:LYS:NZ	2.41	0.53
1:A:2529:G:O2'	3:9P:58:ASP:OD1	2.27	0.53
27:K:90:ASN:OD1	27:K:91:SER:N	2.42	0.53
1:A:926:G:H2'	1:A:927:A:H8	1.74	0.52
1:A:2013:A:N6	1:A:2014:A:N1	2.57	0.52
1:A:78:U:O4	1:A:108:G:O6	2.27	0.52
1:A:1682:G:OP2	1:A:1699:G:N2	2.33	0.52
3:9P:8:SER:HB3	3:9P:153:LEU:HD12	1.91	0.52
11:N:29:VAL:O	11:N:78:LYS:NZ	2.25	0.52
19:W:36:GLN:NE2	19:W:41:PHE:H	1.98	0.52
30:H:39:ALA:HB1	30:H:44:ILE:HG23	1.91	0.52

Continued on next page...

Continued from previous page...

Atom-1	Atom-2	Interatomic distance (Å)	Clash overlap (Å)
1:A:1816:C:H5''	5:C:61:TYR:HE2	1.74	0.52
1:A:2241:A:H2'	1:A:2242:G:C8	2.44	0.52
26:I:15:GLY:HA2	26:I:50:LYS:HB3	1.91	0.52
1:A:851:C:O2'	22:Z:42:ALA:O	2.25	0.52
1:A:1693:U:O4	1:A:1976:U:O2'	2.26	0.52
1:A:1864:U:OP1	1:A:2410:G:O2'	2.28	0.52
1:A:2845:U:H4'	28:P:52:ARG:HE	1.75	0.52
5:C:106:PRO:HD2	5:C:109:LEU:HD13	1.91	0.52
10:L:100:ILE:HG23	10:L:101:ILE:HG23	1.90	0.52
1:A:306:U:H2'	1:A:307:G:O4'	2.09	0.52
1:A:443:A:N7	7:E:40:ARG:HD3	2.24	0.52
1:A:552:U:H2'	1:A:553:G:H8	1.74	0.52
1:A:1026:G:H2'	1:A:1027:A:H8	1.73	0.52
1:A:1812:U:H2'	1:A:1813:G:H8	1.74	0.52
1:A:1903:G:H2'	1:A:1904:G:H8	1.75	0.52
1:A:2885:G:N1	23:O:29:VAL:O	2.39	0.52
13:Q:87:VAL:HG13	14:R:49:ILE:HD11	1.90	0.52
28:P:38:ARG:NH2	29:6:32:SER:O	2.43	0.52
31:F:56:LEU:HB2	31:F:64:PRO:HG3	1.91	0.52
7:E:126:VAL:O	7:E:156:ASN:ND2	2.43	0.52
1:A:2441:U:H2'	1:A:2442:C:H6	1.75	0.52
16:T:66:LYS:H	16:T:77:ARG:HB2	1.74	0.52
1:A:1364:G:H3'	20:X:1:SER:HA	1.90	0.52
1:A:2133:G:H22	1:A:2157:G:H1'	1.74	0.52
1:A:2292:U:H2'	1:A:2293:G:C8	2.44	0.52
1:A:13:A:O2'	1:A:15:G:N7	2.43	0.52
1:A:541:A:N6	1:A:553:G:O6	2.43	0.52
1:A:577:G:O2'	1:A:1254:A:OP1	2.28	0.52
1:A:698:C:H5''	1:A:699:A:H5'	1.90	0.52
1:A:1734:G:H2'	1:A:1735:A:C8	2.45	0.52
1:A:2395:C:H2'	1:A:2396:G:H8	1.75	0.52
3:9P:90:VAL:HG11	3:9P:94:THR:HG21	1.92	0.52
10:L:58:TYR:O	10:L:63:LYS:NZ	2.43	0.52
1:A:171:U:H2'	1:A:172:A:H8	1.74	0.52
1:A:395:U:O2'	1:A:396:G:N7	2.33	0.52
1:A:1043:C:O2	1:A:1048:A:O2'	2.26	0.52
1:A:2057:G:H2'	1:A:2058:A:C8	2.45	0.52
1:A:2553:G:C2	1:A:2583:G:H1'	2.45	0.52
1:A:2687:U:H2'	1:A:2688:G:O4'	2.10	0.52
11:N:51:LEU:HD21	11:N:69:ARG:HD2	1.92	0.52
1:A:188:G:H5'	20:X:13:THR:HG21	1.92	0.51

Continued on next page...

Continued from previous page...

Atom-1	Atom-2	Interatomic distance (Å)	Clash overlap (Å)
7:E:32:VAL:HG13	7:E:178:VAL:HG12	1.91	0.51
10:L:79:LEU:HD11	10:L:112:LEU:HB2	1.92	0.51
16:T:59:ASN:HB2	16:T:84:TYR:HB2	1.91	0.51
1:A:580:U:H2'	1:A:581:C:C6	2.46	0.51
1:A:660:C:H2'	1:A:661:A:C8	2.44	0.51
1:A:710:U:H2'	1:A:711:G:H8	1.74	0.51
2:B:49:C:OP2	12:O:30:ARG:NH1	2.43	0.51
11:N:96:ARG:HH11	11:N:116:VAL:HG13	1.74	0.51
1:A:201:C:OP1	20:X:17:ARG:NH1	2.32	0.51
1:A:1400:U:H2'	1:A:1401:G:C8	2.46	0.51
5:C:116:GLN:O	5:C:127:ASN:ND2	2.37	0.51
5:C:162:GLN:HB2	5:C:174:ARG:HB3	1.91	0.51
1:A:1997:C:H2'	1:A:1998:A:C8	2.44	0.51
1:A:2123:G:H2'	1:A:2124:G:C8	2.44	0.51
1:A:2898:U:H2'	1:A:2899:A:H8	1.75	0.51
22:Z:10:ARG:HH21	22:Z:10:ARG:HG2	1.76	0.51
29:6:69:VAL:HG23	29:6:80:VAL:HG12	1.93	0.51
1:A:2090:A:N6	1:A:2230:G:O6	2.43	0.51
2:B:14:U:OP2	2:B:70:C:O2'	2.28	0.51
10:L:78:ARG:HB3	10:L:113:ALA:HB3	1.91	0.51
1:A:5:A:H2'	1:A:6:A:C8	2.45	0.51
1:A:1223:G:N7	14:R:71:LYS:NZ	2.58	0.51
1:A:1309:G:H4'	25:2:7:PRO:HB2	1.93	0.51
1:A:2072:C:H2'	1:A:2073:C:H6	1.76	0.51
1:A:2076:U:OP2	1:A:2238:G:N2	2.44	0.51
1:A:2391:G:O2'	1:A:2424:C:N4	2.44	0.51
8:G:59:ASP:OD1	8:G:60:GLY:N	2.42	0.51
1:A:636:G:N7	10:L:109:LYS:NZ	2.46	0.51
1:A:2298:A:N6	1:A:2318:G:N2	2.59	0.51
1:A:2512:C:H5''	6:D:127:PHE:CE1	2.46	0.51
1:A:2515:C:H2'	1:A:2516:A:H8	1.76	0.51
1:A:2685:G:H2'	1:A:2686:G:H8	1.75	0.51
6:D:128:ARG:H	6:D:128:ARG:HD3	1.76	0.51
15:S:35:ILE:O	15:S:39:THR:OG1	2.27	0.51
8:G:4:ALA:HB1	8:G:51:PHE:HB2	1.92	0.51
1:A:564:C:O4'	13:Q:36:GLN:NE2	2.44	0.51
1:A:1013:C:H2'	1:A:1014:A:C8	2.45	0.51
1:A:1045:C:O2	1:A:1047:G:N1	2.43	0.51
1:A:1907:G:O6	1:A:1923:U:O2	2.29	0.51
1:A:2528:U:O2	1:A:2535:G:O6	2.29	0.51
2:B:40:U:H3'	2:B:41:G:H4'	1.93	0.51

Continued on next page...

Continued from previous page...

Atom-1	Atom-2	Interatomic distance (Å)	Clash overlap (Å)
3:9P:230:ARG:HA	3:9P:233:LYS:NZ	2.26	0.51
8:G:116:LEU:HD23	8:G:120:ILE:HG22	1.93	0.51
17:U:7:ASP:HB3	17:U:23:LYS:HD3	1.92	0.51
1:A:184:C:H2'	1:A:185:G:C8	2.45	0.51
1:A:968:C:H2'	1:A:969:G:C8	2.43	0.51
1:A:970:U:H2'	1:A:971:G:H8	1.76	0.51
1:A:1952:A:N6	27:K:22:ILE:HD11	2.25	0.51
1:A:2642:G:H2'	1:A:2643:G:H8	1.74	0.51
1:A:2780:G:O6	9:J:99:ARG:NH1	2.44	0.51
1:A:2822:G:O2'	1:A:2825:G:N1	2.43	0.51
3:9P:261:ILE:O	3:9P:265:GLU:HG3	2.11	0.51
1:A:304:U:H2'	1:A:305:C:C6	2.46	0.50
1:A:377:G:N2	1:A:397:U:O2	2.35	0.50
1:A:685:A:C2	1:A:787:C:H1'	2.46	0.50
1:A:728:G:HO2'	1:A:730:A:H8	1.59	0.50
1:A:750:A:OP1	1:A:1615:C:N4	2.41	0.50
1:A:827:U:O2'	1:A:2068:U:N3	2.44	0.50
1:A:1081:U:H4'	26:I:123:ALA:HB1	1.92	0.50
1:A:2849:U:O4	28:P:20:ARG:NH2	2.44	0.50
1:A:25:U:H3	1:A:515:A:H61	1.59	0.50
1:A:813:U:H2'	1:A:814:C:H6	1.77	0.50
1:A:832:U:H2'	1:A:833:A:C8	2.44	0.50
1:A:1035:U:H2'	1:A:1036:G:H8	1.76	0.50
5:C:75:ALA:HB3	5:C:115:ILE:HG13	1.94	0.50
9:J:46:PRO:HD3	13:Q:59:LEU:HD13	1.93	0.50
10:L:17:LYS:HB2	10:L:27:LEU:HD21	1.92	0.50
13:Q:108:LEU:HD22	14:R:48:LYS:HZ1	1.75	0.50
16:T:8:LEU:HD21	21:Y:22:LEU:HA	1.93	0.50
31:F:65:LEU:O	31:F:86:CYS:HA	2.10	0.50
1:A:24:G:H2'	1:A:25:U:C6	2.46	0.50
1:A:1746:A:H2'	1:A:1747:U:C6	2.47	0.50
1:A:2294:G:OP1	12:O:98:GLN:NE2	2.39	0.50
1:A:2543:G:H2'	1:A:2544:G:C8	2.46	0.50
5:C:250:GLN:OE1	5:C:254:LYS:HG2	2.11	0.50
12:O:55:GLU:HG3	12:O:57:ALA:H	1.77	0.50
1:A:305:C:H2'	1:A:306:U:C6	2.46	0.50
3:9P:23:PHE:HA	3:9P:34:PRO:HA	1.92	0.50
5:C:32:LEU:HD12	5:C:63:ILE:HB	1.93	0.50
25:2:3:ARG:NE	25:2:3:ARG:HA	2.27	0.50
28:P:88:ARG:HE	28:P:112:ARG:NH2	2.08	0.50
29:6:12:ASP:OD1	29:6:13:LYS:N	2.44	0.50

Continued on next page...

Continued from previous page...

Atom-1	Atom-2	Interatomic distance (Å)	Clash overlap (Å)
1:A:280:U:O4	1:A:361:G:N2	2.44	0.50
1:A:1358:G:O2'	1:A:1373:A:N6	2.44	0.50
1:A:2063:C:OP1	1:A:2439:A:N6	2.45	0.50
1:A:2075:U:OP1	5:C:241:LYS:NZ	2.35	0.50
8:G:86:LEU:HD23	8:G:132:LEU:HD23	1.93	0.50
28:P:23:ASP:OD1	28:P:89:GLY:N	2.39	0.50
1:A:224:U:O4	1:A:419:U:O2'	2.29	0.50
1:A:1148:U:H2'	1:A:1149:G:C8	2.46	0.50
1:A:1204:A:N6	1:A:1242:U:O4	2.45	0.50
1:A:1563:U:H2'	1:A:1564:C:C6	2.47	0.50
1:A:2065:C:H2'	1:A:2066:C:H6	1.76	0.50
8:G:77:GLY:HA2	8:G:81:GLY:HA2	1.93	0.50
17:U:40:LEU:HG	17:U:59:GLU:OE2	2.11	0.50
28:P:8:GLU:OE2	28:P:54:LEU:N	2.45	0.50
1:A:19:A:H2'	1:A:20:C:C6	2.47	0.50
1:A:741:U:H2'	1:A:742:A:C8	2.46	0.50
1:A:1820:U:N3	5:C:158:GLY:HA3	2.27	0.50
1:A:2199:A:N1	1:A:2226:C:N4	2.60	0.50
1:A:2528:U:O2'	1:A:2530:A:OP1	2.24	0.50
2:B:49:C:H2'	2:B:50:A:C8	2.47	0.50
16:T:8:LEU:HD23	21:Y:21:LEU:HB3	1.94	0.50
1:A:65:U:H2'	1:A:66:C:H6	1.75	0.50
1:A:937:C:H2'	1:A:938:G:H8	1.76	0.50
1:A:1709:U:H2'	1:A:1710:G:H8	1.77	0.50
1:A:2452:C:H3'	1:A:2453:A:H8	1.77	0.50
2:B:86:G:OP2	2:B:88:C:N4	2.45	0.50
1:A:64:A:H2'	1:A:65:U:C6	2.47	0.50
1:A:76:C:H1'	21:Y:55:THR:HG21	1.93	0.50
1:A:542:C:H2'	1:A:543:G:H8	1.77	0.50
1:A:848:C:H2'	1:A:849:A:C8	2.46	0.50
1:A:928:A:H2'	1:A:929:U:C6	2.47	0.50
1:A:1807:G:O2'	1:A:1809:A:N6	2.39	0.50
1:A:2063:C:O2'	1:A:2064:C:H5'	2.12	0.50
18:V:17:SER:HB3	18:V:27:PRO:HG3	1.94	0.50
1:A:225:C:N3	1:A:231:A:N6	2.60	0.49
1:A:605:G:OP1	7:E:99:LYS:NZ	2.45	0.49
1:A:1276:A:N6	1:A:1645:G:O6	2.45	0.49
1:A:1418:G:H1'	1:A:1581:G:N2	2.27	0.49
1:A:1564:C:H2'	1:A:1565:C:C6	2.47	0.49
1:A:1801:A:N6	5:C:261:ARG:HH12	2.09	0.49
1:A:1817:G:H5''	5:C:86:ARG:HH12	1.76	0.49

Continued on next page...

Continued from previous page...

Atom-1	Atom-2	Interatomic distance (Å)	Clash overlap (Å)
2:B:49:C:H2'	2:B:50:A:H8	1.77	0.49
9:J:98:GLU:HB2	9:J:124:VAL:HG23	1.94	0.49
15:S:28:LYS:O	15:S:32:ALA:N	2.42	0.49
31:F:56:LEU:HD12	31:F:64:PRO:HB3	1.94	0.49
1:A:755:U:H2'	1:A:756:A:C8	2.46	0.49
1:A:1357:C:H2'	1:A:1358:G:O4'	2.13	0.49
3:9P:60:ARG:HG3	3:9P:61:PHE:HD1	1.76	0.49
6:D:24:VAL:HG12	6:D:178:VAL:HG21	1.93	0.49
1:A:749:A:H5'	1:A:1271:G:H1'	1.95	0.49
1:A:770:G:OP2	25:2:11:LYS:NZ	2.44	0.49
1:A:1651:G:H4'	11:N:39:PRO:HG2	1.93	0.49
16:T:2:ILE:HA	16:T:3:ARG:C	2.32	0.49
1:A:184:C:H2'	1:A:185:G:H8	1.77	0.49
1:A:1830:C:H2'	1:A:1831:G:C8	2.44	0.49
1:A:2305:U:C2	31:F:132:ARG:HA	2.47	0.49
1:A:2688:G:N1	1:A:2720:U:OP2	2.31	0.49
1:A:2733:A:N7	6:D:208:LYS:NZ	2.46	0.49
14:R:37:GLU:HB2	14:R:53:PHE:CD1	2.47	0.49
17:U:95:PHE:O	17:U:99:SER:HA	2.12	0.49
1:A:222:A:H61	1:A:232:G:H1'	1.77	0.49
1:A:781:A:OP1	5:C:216:ARG:NH2	2.45	0.49
1:A:873:C:H2'	1:A:874:G:C8	2.48	0.49
1:A:2364:C:H2'	1:A:2365:G:O4'	2.13	0.49
1:A:2898:U:H2'	1:A:2899:A:C8	2.47	0.49
16:T:37:ASP:OD1	16:T:38:ALA:N	2.45	0.49
1:A:302:C:H2'	1:A:303:G:C8	2.47	0.49
1:A:438:G:H2'	1:A:439:A:C8	2.47	0.49
1:A:693:A:O2'	1:A:1353:A:N3	2.39	0.49
1:A:1012:U:O4	9:J:30:THR:HG21	2.12	0.49
1:A:1364:G:N2	1:A:1367:A:OP2	2.29	0.49
1:A:1380:G:H1'	1:A:1569:A:H61	1.77	0.49
1:A:2553:G:N2	1:A:2583:G:H1'	2.28	0.49
2:B:70:C:H2'	2:B:71:C:H6	1.78	0.49
3:9P:215:PRO:HD2	3:9P:231:PHE:HB3	1.94	0.49
7:E:18:THR:HA	7:E:106:LYS:HE3	1.94	0.49
14:R:71:LYS:HE3	14:R:90:ARG:HD2	1.94	0.49
26:I:20:SER:HA	26:I:24:GLY:HA2	1.94	0.49
1:A:18:U:H2'	1:A:19:A:H8	1.78	0.49
1:A:1709:U:H2'	1:A:1710:G:C8	2.47	0.49
1:A:1819:A:H5''	5:C:159:THR:HG21	1.95	0.49
1:A:2514:U:H2'	1:A:2515:C:C6	2.47	0.49

Continued on next page...

Continued from previous page...

Atom-1	Atom-2	Interatomic distance (Å)	Clash overlap (Å)
1:A:2883:A:OP2	23:0:49:ARG:NH2	2.35	0.49
1:A:605:G:O2'	1:A:657:U:O2	2.31	0.49
1:A:833:A:H2'	1:A:834:G:C8	2.47	0.49
1:A:1352:U:H1'	1:A:1570:A:H2	1.78	0.49
1:A:1570:A:H2'	1:A:1571:A:C8	2.48	0.49
5:C:92:LEU:HD11	5:C:100:ARG:HB3	1.95	0.49
29:6:79:VAL:HG12	29:6:88:HIS:HA	1.95	0.49
1:A:275:C:N3	1:A:362:A:N6	2.61	0.49
1:A:995:C:OP1	13:Q:52:ARG:NH1	2.46	0.49
1:A:1022:G:N7	1:A:1140:C:N4	2.61	0.49
1:A:1501:G:H2'	1:A:1502:A:H8	1.78	0.49
1:A:1710:G:H2'	1:A:1711:A:H8	1.78	0.49
2:B:113:C:H2'	2:B:114:C:C6	2.48	0.49
14:R:98:ILE:HD12	14:R:101:ILE:HD11	1.93	0.49
23:0:27:LEU:HD12	23:0:36:LYS:HB3	1.94	0.49
1:A:1590:A:H2'	1:A:1591:A:H8	1.78	0.49
1:A:2037:A:H2'	1:A:2038:G:H8	1.76	0.49
7:E:108:ILE:HD11	7:E:181:ILE:HG21	1.94	0.49
30:H:7:ASP:CG	30:H:8:LYS:H	2.16	0.49
1:A:24:G:H1'	15:S:77:ASP:HB3	1.95	0.48
1:A:247:G:O2'	1:A:250:G:O6	2.31	0.48
1:A:347:A:H2'	1:A:348:A:C8	2.48	0.48
1:A:1400:U:H2'	1:A:1401:G:H8	1.77	0.48
3:9P:74:ALA:HB3	3:9P:78:CYS:HB2	1.95	0.48
11:N:55:ALA:HB2	11:N:79:LEU:HD23	1.95	0.48
18:V:51:GLN:HG2	18:V:86:LEU:HD11	1.95	0.48
1:A:226:A:H5'	1:A:257:C:H4'	1.94	0.48
1:A:404:A:H4'	1:A:405:U:O5'	2.12	0.48
1:A:1463:C:H2'	1:A:1464:G:C8	2.46	0.48
1:A:2815:C:H2'	1:A:2816:G:H8	1.78	0.48
1:A:2883:A:OP1	23:0:48:TYR:OH	2.31	0.48
26:I:79:LEU:HA	26:I:83:ALA:HB3	1.96	0.48
1:A:829:A:N6	1:A:2247:A:O2'	2.40	0.48
1:A:929:U:H2'	1:A:930:G:C8	2.48	0.48
1:A:1005:C:H2'	1:A:1006:C:C6	2.48	0.48
1:A:1272:A:O2'	1:A:1274:A:OP1	2.26	0.48
1:A:1361:G:H2'	1:A:1362:C:C6	2.48	0.48
1:A:1447:C:H2'	1:A:1448:G:H8	1.77	0.48
1:A:1716:U:H2'	1:A:1717:A:H8	1.78	0.48
1:A:2417:C:H2'	1:A:2418:A:H8	1.77	0.48
1:A:2544:G:H2'	1:A:2545:G:C8	2.48	0.48

Continued on next page...

Continued from previous page...

Atom-1	Atom-2	Interatomic distance (Å)	Clash overlap (Å)
2:B:1:U:OP2	18:V:89:ILE:N	2.37	0.48
26:I:133:ARG:H	26:I:137:LEU:HD12	1.78	0.48
27:K:18:ARG:HB3	27:K:45:GLU:HB2	1.94	0.48
1:A:29:U:H2'	1:A:30:G:H8	1.78	0.48
1:A:341:C:H2'	1:A:342:A:C8	2.49	0.48
1:A:577:G:H2'	1:A:578:G:C8	2.48	0.48
1:A:1424:G:H2'	1:A:1425:G:C8	2.49	0.48
1:A:1431:A:H2'	1:A:1432:G:H8	1.78	0.48
1:A:2047:C:H2'	1:A:2048:G:H8	1.78	0.48
1:A:2398:U:H2'	1:A:2399:G:H8	1.77	0.48
1:A:2425:A:H4'	1:A:2426:A:O5'	2.14	0.48
1:A:2543:G:H21	1:A:2646:C:H5''	1.77	0.48
18:V:78:GLN:NE2	18:V:88:HIS:HB3	2.28	0.48
28:P:33:GLU:OE2	28:P:38:ARG:NE	2.42	0.48
1:A:1518:C:H2'	1:A:1519:G:C8	2.49	0.48
1:A:2241:A:H2'	1:A:2242:G:H8	1.78	0.48
9:J:49:ASP:OD1	9:J:121:LYS:NZ	2.46	0.48
18:V:73:LYS:HZ3	18:V:74:ALA:H	1.60	0.48
1:A:633:A:O2'	1:A:2404:U:OP1	2.26	0.48
1:A:2195:U:H2'	1:A:2196:C:H6	1.78	0.48
1:A:2548:U:O2'	27:K:4:GLU:OE2	2.31	0.48
1:A:2863:C:H2'	1:A:2864:G:H8	1.78	0.48
13:Q:55:GLN:HA	13:Q:58:GLN:HB3	1.95	0.48
14:R:49:ILE:O	14:R:49:ILE:HG13	2.13	0.48
22:Z:19:HIS:HD1	22:Z:50:VAL:HG12	1.77	0.48
1:A:151:C:H2'	1:A:152:A:H8	1.77	0.48
1:A:315:G:H2'	1:A:316:C:C6	2.49	0.48
1:A:370:G:O2'	1:A:424:G:OP1	2.27	0.48
1:A:904:G:H2'	1:A:905:A:C8	2.48	0.48
3:9P:323:ASP:OD1	3:9P:324:LEU:N	2.47	0.48
5:C:194:VAL:HG22	5:C:195:GLY:H	1.77	0.48
12:O:67:ASN:OD1	12:O:68:LYS:N	2.46	0.48
16:T:2:ILE:HG23	16:T:4:GLU:HB2	1.94	0.48
30:H:28:ASN:HA	30:H:32:PRO:HG2	1.96	0.48
30:H:132:PHE:HB2	30:H:140:ALA:HB3	1.94	0.48
31:F:128:SER:HA	31:F:154:THR:HA	1.96	0.48
1:A:477:A:N6	1:A:501:A:OP1	2.46	0.48
1:A:665:U:H2'	1:A:666:A:C8	2.48	0.48
1:A:1039:A:N6	1:A:1116:G:H1	2.12	0.48
1:A:1164:C:H2'	1:A:1165:A:C8	2.49	0.48
1:A:1365:A:OP1	20:X:2:ARG:HD3	2.13	0.48

Continued on next page...

Continued from previous page...

Atom-1	Atom-2	Interatomic distance (Å)	Clash overlap (Å)
1:A:1431:A:H2'	1:A:1432:G:C8	2.49	0.48
1:A:1628:G:H2'	1:A:1629:U:C6	2.49	0.48
3:9P:44:ASP:OD1	3:9P:120:GLY:N	2.47	0.48
13:Q:105:PHE:HA	13:Q:108:LEU:HD23	1.96	0.48
20:X:30:PRO:HB2	20:X:32:LEU:HG	1.94	0.48
20:X:38:TRP:NE1	20:X:40:GLU:OE1	2.46	0.48
27:K:94:PRO:HD2	27:K:114:LYS:HG3	1.96	0.48
29:6:91:GLN:HG3	29:6:93:GLU:H	1.79	0.48
1:A:411:G:OP2	1:A:2406:A:O2'	2.23	0.48
1:A:1015:U:H2'	1:A:1016:G:H8	1.79	0.48
1:A:1542:U:H2'	1:A:1543:G:O4'	2.13	0.48
1:A:1666:G:O2'	27:K:6:THR:OG1	2.25	0.48
1:A:1747:U:H2'	1:A:1748:C:C6	2.49	0.48
1:A:1801:A:N6	1:A:2201:G:O2'	2.34	0.48
1:A:2564:A:C6	1:A:2647:U:H4'	2.49	0.48
1:A:2626:C:H2'	1:A:2627:G:H8	1.79	0.48
1:A:2847:U:H2'	1:A:2848:G:O4'	2.14	0.48
1:A:2876:G:H5''	28:P:2:ASN:HB2	1.95	0.48
29:6:38:ILE:HB	29:6:87:VAL:HG12	1.95	0.48
31:F:56:LEU:HD13	31:F:88:VAL:HG23	1.95	0.48
1:A:667:U:H2'	1:A:668:A:O4'	2.14	0.48
1:A:2116:G:O6	1:A:2171:A:N6	2.46	0.48
1:A:2386:A:O2'	19:W:52:ASP:OD1	2.32	0.48
1:A:2543:G:H2'	1:A:2544:G:H8	1.78	0.48
1:A:2626:C:H2'	1:A:2627:G:C8	2.49	0.48
1:A:2707:U:H2'	1:A:2708:G:C8	2.49	0.48
17:U:17:ASP:OD1	17:U:17:ASP:N	2.43	0.48
26:I:48:ILE:HG13	26:I:49:GLU:N	2.29	0.48
27:K:5:GLN:HA	27:K:20:MET:SD	2.54	0.48
1:A:2182:U:H2'	1:A:2183:A:H8	1.78	0.47
5:C:141:HIS:ND1	5:C:192:GLY:O	2.33	0.47
15:S:24:ILE:HD13	15:S:36:LEU:HD11	1.96	0.47
1:A:300:A:OP2	17:U:81:ARG:NH2	2.46	0.47
1:A:417:C:H2'	1:A:418:C:C6	2.50	0.47
1:A:813:U:H2'	1:A:814:C:C6	2.49	0.47
1:A:981:A:OP2	1:A:982:C:N4	2.46	0.47
1:A:1496:A:H2'	1:A:1498:C:C5	2.49	0.47
1:A:1813:G:H21	5:C:50:THR:HB	1.79	0.47
1:A:2836:U:H2'	1:A:2837:A:C8	2.49	0.47
16:T:11:LEU:HD11	16:T:32:LEU:HD22	1.96	0.47
26:I:80:LYS:HB3	26:I:86:LYS:HD3	1.95	0.47

Continued on next page...

Continued from previous page...

Atom-1	Atom-2	Interatomic distance (Å)	Clash overlap (Å)
28:P:29:VAL:HG13	28:P:79:VAL:HG12	1.95	0.47
1:A:25:U:H3	1:A:515:A:N6	2.11	0.47
1:A:286:U:H2'	1:A:287:G:H8	1.79	0.47
1:A:335:C:O2	17:U:67:SER:OG	2.20	0.47
1:A:347:A:H2'	1:A:348:A:H8	1.78	0.47
1:A:542:C:H2'	1:A:543:G:C8	2.49	0.47
1:A:1541:C:H2'	1:A:1542:U:H6	1.78	0.47
1:A:1734:G:H2'	1:A:1735:A:H8	1.79	0.47
1:A:2027:G:H2'	1:A:2028:U:C6	2.50	0.47
1:A:2618:G:H21	6:D:155:VAL:HG21	1.79	0.47
1:A:2863:C:H2'	1:A:2864:G:C8	2.48	0.47
3:9P:115:LEU:HD12	3:9P:116:LEU:H	1.80	0.47
26:I:16:MET:SD	26:I:17:ALA:N	2.87	0.47
26:I:55:PRO:HD3	26:I:74:PRO:HD3	1.95	0.47
1:A:514:A:N3	1:A:581:C:O2'	2.39	0.47
1:A:639:U:H2'	1:A:640:C:H6	1.79	0.47
1:A:692:C:H2'	1:A:693:A:C8	2.49	0.47
1:A:2848:G:H1'	1:A:2868:A:H61	1.78	0.47
5:C:257:ARG:NH1	5:C:263:ASP:OD1	2.28	0.47
1:A:1438:U:H2'	1:A:1439:A:H8	1.80	0.47
1:A:1592:C:H2'	1:A:1593:A:C8	2.50	0.47
1:A:2707:U:H2'	1:A:2708:G:H8	1.79	0.47
1:A:2838:G:C4	1:A:2839:G:C8	3.03	0.47
2:B:85:G:H2'	2:B:86:G:C8	2.49	0.47
6:D:12:THR:HG22	6:D:13:ARG:N	2.27	0.47
18:V:7:GLU:OE1	18:V:7:GLU:N	2.47	0.47
27:K:21:CYS:HA	27:K:41:ILE:HA	1.96	0.47
31:F:37:MET:HG3	31:F:149:ARG:HH21	1.80	0.47
1:A:302:C:H2'	1:A:303:G:H8	1.80	0.47
1:A:566:U:H2'	1:A:567:U:C6	2.49	0.47
1:A:1790:C:O2'	5:C:207:ALA:HB2	2.14	0.47
1:A:2261:C:C5	19:W:12:SER:HB3	2.50	0.47
1:A:2372:U:H2'	1:A:2373:G:H8	1.79	0.47
3:9P:254:ASP:O	3:9P:258:ASN:ND2	2.47	0.47
6:D:27:ILE:HB	6:D:187:LEU:HB3	1.96	0.47
18:V:9:ARG:HH21	18:V:12:GLN:HA	1.79	0.47
1:A:358:U:H2'	1:A:359:G:H8	1.78	0.47
1:A:970:U:H2'	1:A:971:G:C8	2.49	0.47
1:A:1435:G:H2'	1:A:1436:G:C8	2.49	0.47
1:A:1907:G:O6	1:A:1923:U:C2	2.67	0.47
1:A:2074:U:H2'	1:A:2075:U:C6	2.50	0.47

Continued on next page...

Continued from previous page...

Atom-1	Atom-2	Interatomic distance (Å)	Clash overlap (Å)
1:A:2333:A:H3'	19:W:71:LYS:NZ	2.30	0.47
1:A:2395:C:H2'	1:A:2396:G:C8	2.50	0.47
1:A:2578:G:N2	6:D:130:GLN:OE1	2.48	0.47
1:A:2692:G:H1'	1:A:2847:U:H1'	1.97	0.47
6:D:32:ASN:HB3	6:D:50:VAL:HG21	1.97	0.47
3:9P:190:PRO:O	3:9P:192:THR:N	2.48	0.47
3:9P:214:ILE:HD11	3:9P:235:LEU:HD22	1.96	0.47
7:E:21:ARG:HH12	7:E:106:LYS:HB2	1.79	0.47
19:W:7:ARG:HA	19:W:7:ARG:HD2	1.65	0.47
1:A:500:G:N1	1:A:503:A:OP2	2.35	0.47
1:A:1130:U:C2	1:A:2025:C:H5'	2.50	0.47
1:A:1251:C:H5	13:Q:5:ARG:HH22	1.63	0.47
1:A:1299:G:H5''	1:A:1300:G:H5''	1.96	0.47
1:A:1442:U:H2'	1:A:1443:U:C6	2.50	0.47
12:O:110:ALA:HB1	12:O:115:LEU:HD22	1.96	0.47
1:A:413:C:H2'	1:A:414:C:C6	2.50	0.47
1:A:459:U:H2'	1:A:460:A:H8	1.79	0.47
1:A:523:C:H5''	1:A:540:C:O2'	2.14	0.47
1:A:1038:G:H2'	1:A:1039:A:C8	2.50	0.47
1:A:1167:C:H2'	1:A:1168:G:C8	2.50	0.47
1:A:1441:G:H2'	1:A:1442:U:H6	1.78	0.47
1:A:1802:A:H2'	1:A:1803:A:C8	2.50	0.47
17:U:48:VAL:HG13	17:U:50:ALA:O	2.15	0.47
1:A:373:U:H2'	1:A:374:A:C8	2.51	0.46
1:A:640:C:H2'	1:A:641:U:C6	2.50	0.46
1:A:1190:G:H2'	1:A:1191:G:H8	1.79	0.46
1:A:1571:A:H2'	1:A:1572:A:C8	2.50	0.46
1:A:2398:U:H2'	1:A:2399:G:C8	2.49	0.46
1:A:2511:U:H5''	6:D:128:ARG:HH12	1.79	0.46
20:X:4:CYS:HB3	20:X:9:LYS:H	1.79	0.46
27:K:76:VAL:O	28:P:71:ARG:NH2	2.47	0.46
1:A:373:U:OP2	20:X:53:LYS:NZ	2.48	0.46
1:A:565:C:H2'	1:A:566:U:C6	2.50	0.46
1:A:1249:U:H2'	10:L:18:ARG:HH22	1.80	0.46
1:A:1282:U:H3	1:A:1286:A:H62	1.64	0.46
2:B:42:C:C6	31:F:65:LEU:HD11	2.50	0.46
2:B:114:C:H2'	2:B:115:A:H8	1.78	0.46
16:T:26:LYS:HE3	16:T:26:LYS:HB3	1.77	0.46
31:F:35:LEU:N	31:F:88:VAL:O	2.49	0.46
1:A:76:C:H2'	1:A:77:G:H8	1.81	0.46
1:A:196:A:H61	1:A:831:G:N2	2.14	0.46

Continued on next page...

Continued from previous page...

Atom-1	Atom-2	Interatomic distance (Å)	Clash overlap (Å)
1:A:951:C:N4	1:A:952:G:O6	2.49	0.46
1:A:2291:U:H2'	1:A:2292:U:C6	2.50	0.46
1:A:2505:G:N2	1:A:2610:C:O2	2.48	0.46
1:A:2639:A:H2'	1:A:2640:G:O4'	2.15	0.46
1:A:-2:U:H2'	1:A:-1:A:C8	2.50	0.46
1:A:848:C:H2'	1:A:849:A:H8	1.80	0.46
1:A:934:U:H2'	1:A:935:C:C6	2.50	0.46
1:A:1048:A:H1'	1:A:1112:G:N2	2.31	0.46
1:A:1443:U:H2'	1:A:1444:G:C8	2.45	0.46
3:9P:329:MET:HE2	3:9P:333:ILE:HG21	1.97	0.46
7:E:12:LEU:HD23	7:E:12:LEU:H	1.80	0.46
20:X:9:LYS:HZ1	20:X:53:LYS:HD3	1.81	0.46
1:A:753:A:H2'	1:A:754:U:H6	1.80	0.46
1:A:756:A:H2'	1:A:757:G:O4'	2.16	0.46
1:A:930:G:H1'	22:Z:24:LEU:HD21	1.96	0.46
1:A:1057:A:N6	1:A:1087:G:OP2	2.49	0.46
1:A:1826:G:H2'	1:A:1827:U:C6	2.50	0.46
1:A:1952:A:C2	1:A:2560:A:H1'	2.50	0.46
3:9P:191:PHE:CE2	3:9P:193:THR:HB	2.51	0.46
3:9P:196:PRO:O	8:G:176:LYS:NZ	2.44	0.46
3:9P:281:VAL:HG23	3:9P:311:TYR:HB2	1.97	0.46
5:C:61:TYR:HA	5:C:85:ASN:HD21	1.80	0.46
7:E:21:ARG:HH22	7:E:106:LYS:HD3	1.80	0.46
8:G:120:ILE:HD12	8:G:140:ILE:HD13	1.96	0.46
9:J:98:GLU:H	9:J:98:GLU:CD	2.18	0.46
14:R:24:LYS:HA	14:R:94:THR:OG1	2.16	0.46
18:V:44:HIS:NE2	18:V:86:LEU:O	2.45	0.46
22:Z:10:ARG:HG2	22:Z:10:ARG:NH2	2.31	0.46
23:0:53:VAL:HG22	23:0:54:ILE:H	1.80	0.46
27:K:41:ILE:HD11	27:K:86:LEU:HD13	1.98	0.46
1:A:-2:U:H2'	1:A:-1:A:H8	1.81	0.46
1:A:414:C:O3'	1:A:1878:G:N2	2.49	0.46
1:A:574:A:N6	1:A:2034:U:OP1	2.47	0.46
1:A:967:U:H2'	1:A:968:C:H6	1.79	0.46
1:A:1035:U:H2'	1:A:1036:G:C8	2.50	0.46
1:A:2441:U:OP2	1:A:2586:U:O2'	2.34	0.46
6:D:58:ASN:OD1	6:D:59:ARG:N	2.48	0.46
10:L:14:LYS:HE3	10:L:14:LYS:HB3	1.79	0.46
10:L:95:LEU:HD12	10:L:100:ILE:HG21	1.98	0.46
1:A:125:A:H5''	25:2:19:ARG:HB2	1.98	0.46
1:A:341:C:H2'	1:A:342:A:H8	1.81	0.46

Continued on next page...

Continued from previous page...

Atom-1	Atom-2	Interatomic distance (Å)	Clash overlap (Å)
1:A:579:G:H2'	1:A:580:U:H6	1.80	0.46
1:A:638:G:H2'	1:A:639:U:H6	1.80	0.46
1:A:666:A:H2'	1:A:667:U:C6	2.51	0.46
1:A:806:C:H3'	10:L:41:ARG:HH12	1.81	0.46
1:A:1361:G:H2'	1:A:1362:C:H6	1.80	0.46
1:A:2537:U:H2'	1:A:2538:C:C6	2.51	0.46
2:B:12:C:O2'	19:W:70:PRO:O	2.29	0.46
2:B:42:C:H1'	31:F:62:GLN:HB3	1.97	0.46
1:A:1000:A:H2'	1:A:1001:A:C8	2.50	0.46
1:A:1165:A:H2'	1:A:1166:G:H8	1.79	0.46
1:A:1181:U:H2'	1:A:1182:G:C8	2.51	0.46
1:A:1186:G:H2'	1:A:1187:G:O4'	2.15	0.46
1:A:1190:G:H2'	1:A:1191:G:C8	2.51	0.46
1:A:1418:G:H1'	1:A:1581:G:H22	1.80	0.46
1:A:2074:U:H2'	1:A:2075:U:H6	1.80	0.46
1:A:2195:U:H2'	1:A:2196:C:C6	2.51	0.46
2:B:60:C:H2'	2:B:61:G:C8	2.50	0.46
11:N:117:ASP:OD1	11:N:118:ARG:N	2.49	0.46
18:V:25:LYS:HE3	18:V:41:GLU:HB3	1.97	0.46
31:F:157:THR:HG22	31:F:159:ALA:H	1.80	0.46
1:A:183:C:H1'	1:A:432:A:C2	2.51	0.46
1:A:202:U:H2'	1:A:203:A:O4'	2.16	0.46
1:A:599:A:H2'	1:A:600:G:H8	1.80	0.46
1:A:863:A:H2'	1:A:864:G:C8	2.51	0.46
1:A:1790:C:O3'	1:A:1791:A:H8	1.99	0.46
1:A:2393:U:H2'	1:A:2394:C:H6	1.81	0.46
1:A:2680:U:H2'	1:A:2681:C:C6	2.51	0.46
1:A:2698:U:H2'	1:A:2699:C:C6	2.50	0.46
5:C:121:ALA:HB3	5:C:129:LEU:HD13	1.98	0.46
13:Q:26:ALA:HA	13:Q:29:ARG:HG2	1.97	0.46
15:S:109:ASP:OD1	15:S:110:ARG:N	2.48	0.46
1:A:168:G:H2'	1:A:169:G:H8	1.81	0.46
1:A:596:U:H2'	1:A:597:G:H8	1.81	0.46
1:A:744:U:H2'	1:A:745:G:O4'	2.15	0.46
1:A:1160:G:H2'	1:A:1161:C:C6	2.51	0.46
1:A:1566:A:O4'	5:C:212:TRP:NE1	2.49	0.46
1:A:2011:U:H2'	1:A:2012:G:O4'	2.16	0.46
1:A:2333:A:H3'	19:W:71:LYS:HZ3	1.81	0.46
1:A:2557:G:H2'	1:A:2558:C:H6	1.81	0.46
2:B:41:G:H5''	31:F:65:LEU:HG	1.98	0.46
2:B:83:G:O6	2:B:94:A:N6	2.48	0.46

Continued on next page...

Continued from previous page...

Atom-1	Atom-2	Interatomic distance (Å)	Clash overlap (Å)
2:B:113:C:H2'	2:B:114:C:H6	1.81	0.46
5:C:7:PRO:HB3	5:C:13:ARG:HG3	1.98	0.46
27:K:75:SER:HB3	28:P:71:ARG:NH2	2.31	0.46
28:P:90:ALA:HB3	28:P:110:LYS:HG3	1.96	0.46
30:H:50:ARG:O	30:H:54:LEU:N	2.37	0.46
1:A:12:U:O2	1:A:2626:C:H4'	2.16	0.45
1:A:23:G:H2'	1:A:24:G:H8	1.81	0.45
1:A:2660:A:H8	1:A:2660:A:OP1	1.99	0.45
7:E:26:ALA:HB2	10:L:9:ALA:HB2	1.98	0.45
31:F:105:ILE:O	31:F:109:ARG:HG2	2.16	0.45
1:A:819:A:H5'	1:A:973:A:N1	2.32	0.45
1:A:1569:A:H2'	1:A:1570:A:C8	2.51	0.45
1:A:2301:C:H2'	1:A:2302:U:C6	2.51	0.45
1:A:2304:G:N2	1:A:2312:U:H3	2.14	0.45
1:A:2404:U:H3	1:A:2413:G:H1	1.64	0.45
1:A:2416:C:C2	1:A:2417:C:C5	3.04	0.45
1:A:2564:A:H2'	1:A:2565:A:C8	2.51	0.45
1:A:2642:G:H5''	9:J:80:HIS:CG	2.51	0.45
1:A:2788:C:H2'	1:A:2789:C:C6	2.51	0.45
2:B:48:U:H4'	12:O:100:HIS:NE2	2.31	0.45
7:E:121:VAL:O	7:E:190:ALA:N	2.48	0.45
16:T:34:VAL:HG11	16:T:43:ILE:HD12	1.98	0.45
16:T:47:VAL:HG21	16:T:55:VAL:HG21	1.98	0.45
20:X:2:ARG:O	20:X:2:ARG:HG2	2.16	0.45
28:P:13:LYS:HD3	28:P:76:HIS:HA	1.99	0.45
31:F:104:THR:HB	31:F:105:ILE:HD12	1.99	0.45
1:A:6:A:H2'	1:A:7:G:H8	1.81	0.45
1:A:145:C:H2'	1:A:146:A:C8	2.51	0.45
1:A:494:G:H4'	15:S:6:LYS:HG3	1.98	0.45
1:A:579:G:H2'	1:A:580:U:C6	2.52	0.45
1:A:967:U:H2'	1:A:968:C:C6	2.51	0.45
1:A:1406:U:H2'	1:A:1407:G:C8	2.52	0.45
1:A:1434:A:HO2'	1:A:1435:G:H8	1.61	0.45
1:A:1444:G:H2'	1:A:1445:G:H8	1.82	0.45
1:A:1592:C:H2'	1:A:1593:A:H8	1.81	0.45
1:A:2191:A:H2'	1:A:2192:U:H6	1.81	0.45
2:B:9:G:OP1	12:O:25:ARG:NH1	2.50	0.45
8:G:137:LYS:HA	8:G:140:ILE:HG22	1.99	0.45
21:Y:6:LEU:HD23	21:Y:56:LEU:HD11	1.98	0.45
31:F:99:PHE:HE1	31:F:174:PHE:HE2	1.64	0.45
1:A:286:U:H2'	1:A:287:G:C8	2.52	0.45

Continued on next page...

Continued from previous page...

Atom-1	Atom-2	Interatomic distance (Å)	Clash overlap (Å)
1:A:364:C:H2'	1:A:365:U:C6	2.50	0.45
1:A:417:C:H2'	1:A:418:C:H6	1.81	0.45
1:A:451:U:O2	1:A:453:A:N6	2.50	0.45
1:A:840:C:H2'	1:A:841:G:H8	1.82	0.45
1:A:1683:U:H2'	1:A:1684:G:C8	2.52	0.45
1:A:1730:C:O2	1:A:1731:G:N1	2.49	0.45
1:A:1926:U:H3	1:A:1929:G:H1	1.63	0.45
1:A:2679:A:H2'	1:A:2680:U:C6	2.51	0.45
2:B:70:C:H2'	2:B:71:C:C6	2.52	0.45
2:B:78:A:N6	2:B:98:G:N2	2.41	0.45
3:9P:12:VAL:HG21	3:9P:66:ARG:HH11	1.80	0.45
6:D:13:ARG:NH1	28:P:74:GLN:HG2	2.32	0.45
8:G:151:ARG:HA	8:G:151:ARG:HD3	1.81	0.45
14:R:78:ARG:HG2	14:R:78:ARG:HH21	1.82	0.45
16:T:50:LEU:HD21	21:Y:26:PHE:CZ	2.52	0.45
26:I:27:LEU:HD23	26:I:27:LEU:H	1.81	0.45
30:H:19:VAL:HG13	30:H:21:VAL:HG23	1.98	0.45
1:A:320:A:N3	7:E:163:ASN:ND2	2.64	0.45
1:A:381:G:H2'	1:A:382:A:C8	2.51	0.45
1:A:2081:U:H2'	1:A:2082:A:C8	2.47	0.45
1:A:2514:U:H5''	9:J:81:ILE:HD11	1.98	0.45
1:A:2773:C:H2'	1:A:2774:C:H6	1.82	0.45
7:E:5:LEU:HD13	7:E:120:VAL:HG12	1.98	0.45
17:U:6:ARG:HG3	17:U:7:ASP:N	2.31	0.45
17:U:76:THR:HG23	17:U:78:LYS:H	1.80	0.45
27:K:58:LEU:HD12	27:K:87:LEU:O	2.16	0.45
1:A:154:U:H2'	1:A:155:A:H8	1.82	0.45
1:A:379:G:N1	1:A:396:G:O6	2.50	0.45
1:A:627:A:H2'	10:L:78:ARG:HH11	1.82	0.45
1:A:1816:C:H5''	5:C:61:TYR:CE2	2.52	0.45
10:L:116:VAL:HG11	10:L:134:ALA:HB1	1.98	0.45
1:A:909:A:H2'	1:A:912:C:H5	1.82	0.45
1:A:1843:C:H5''	5:C:254:LYS:HE3	1.99	0.45
1:A:1903:G:H2'	1:A:1904:G:C8	2.52	0.45
1:A:1954:G:O2'	1:A:1956:U:O4	2.30	0.45
1:A:2315:G:H2'	1:A:2316:G:H8	1.81	0.45
1:A:2557:G:H2'	1:A:2558:C:C6	2.51	0.45
5:C:92:LEU:HB2	5:C:102:TYR:CE1	2.52	0.45
26:I:132:ALA:O	26:I:133:ARG:HG3	2.16	0.45
27:K:71:ARG:HB2	27:K:75:SER:HB2	1.98	0.45
1:A:465:G:N2	1:A:684:G:O2'	2.50	0.45

Continued on next page...

Continued from previous page...

Atom-1	Atom-2	Interatomic distance (Å)	Clash overlap (Å)
1:A:724:U:H2'	1:A:725:G:O4'	2.17	0.45
1:A:740:C:H5'	1:A:1784:A:H2'	1.99	0.45
1:A:856:G:H2'	1:A:857:G:C8	2.52	0.45
1:A:931:U:O2	1:A:1167:C:O2'	2.30	0.45
1:A:1807:G:N2	1:A:1810:A:OP2	2.32	0.45
1:A:1874:C:H2'	1:A:1875:G:O4'	2.17	0.45
1:A:1890:A:H3'	1:A:1891:G:H8	1.82	0.45
1:A:2192:U:H2'	1:A:2193:G:H8	1.81	0.45
1:A:2511:U:H5''	6:D:128:ARG:NH1	2.32	0.45
1:A:2631:G:H2'	1:A:2632:A:H8	1.82	0.45
8:G:162:ARG:HH11	8:G:168:VAL:HB	1.82	0.45
12:O:103:VAL:HA	12:O:106:LEU:HD12	1.99	0.45
27:K:85:VAL:HG11	27:K:115:ILE:HD11	1.99	0.45
1:A:281:C:H2'	1:A:282:A:C8	2.52	0.45
1:A:596:U:H2'	1:A:597:G:C8	2.52	0.45
1:A:656:G:H2'	1:A:657:U:C6	2.52	0.45
1:A:974:G:O4'	1:A:990:A:N6	2.49	0.45
1:A:1183:U:H4'	22:Z:29:ARG:NH2	2.32	0.45
1:A:1248:G:C6	13:Q:2:ARG:HD2	2.51	0.45
1:A:2299:U:O4	1:A:2300:C:N4	2.49	0.45
1:A:2305:U:O4	31:F:151:LEU:N	2.50	0.45
1:A:2409:G:H2'	1:A:2410:G:O4'	2.17	0.45
1:A:2508:G:O2'	1:A:2554:U:O2'	2.33	0.45
1:A:2514:U:H3	1:A:2570:G:H1	1.65	0.45
1:A:2801:G:H2'	1:A:2802:G:C8	2.52	0.45
11:N:42:LYS:HA	11:N:45:ARG:NH1	2.31	0.45
14:R:74:ILE:O	14:R:87:GLN:N	2.50	0.45
14:R:79:ARG:HG2	14:R:80:ARG:NH2	2.32	0.45
21:Y:32:ALA:HB2	21:Y:37:LEU:HD22	1.98	0.45
30:H:117:LEU:HG	30:H:120:GLY:O	2.17	0.45
1:A:58:G:O2'	1:A:73:A:N1	2.40	0.45
1:A:1408:G:H1	1:A:1594:U:H3	1.65	0.45
1:A:2291:U:H1'	1:A:2374:C:H1'	2.00	0.45
1:A:2636:C:H2'	1:A:2637:U:C6	2.52	0.45
3:9P:159:LEU:HA	3:9P:237:ARG:HH22	1.81	0.45
3:9P:159:LEU:HA	3:9P:237:ARG:NH2	2.32	0.45
5:C:42:ARG:NH2	5:C:48:ILE:HD11	2.32	0.45
18:V:83:LYS:HB3	18:V:85:LYS:HE2	1.97	0.45
1:A:570:G:O2'	1:A:983:A:N1	2.35	0.44
1:A:686:U:H2'	1:A:788:A:N1	2.31	0.44
1:A:844:A:N1	1:A:845:A:N6	2.65	0.44

Continued on next page...

Continued from previous page...

Atom-1	Atom-2	Interatomic distance (Å)	Clash overlap (Å)
1:A:868:U:H2'	1:A:869:G:H8	1.82	0.44
1:A:1138:G:H21	9:J:108:MET:CE	2.30	0.44
1:A:1636:U:H2'	1:A:1637:A:C8	2.53	0.44
1:A:1720:U:H2'	1:A:1721:G:O4'	2.17	0.44
1:A:2063:C:H2'	1:A:2064:C:H6	1.82	0.44
1:A:2311:A:C5	31:F:40:GLY:HA2	2.51	0.44
1:A:2372:U:H2'	1:A:2373:G:C8	2.53	0.44
1:A:2559:C:H2'	1:A:2560:A:H8	1.83	0.44
14:R:76:LYS:HB2	14:R:85:LYS:HB3	1.99	0.44
17:U:42:LYS:HB3	17:U:59:GLU:OE1	2.18	0.44
1:A:78:U:H2'	1:A:79:C:C6	2.52	0.44
1:A:152:A:N6	1:A:175:G:O6	2.51	0.44
1:A:532:A:H4'	1:A:533:G:C8	2.51	0.44
1:A:812:C:OP1	13:Q:12:ARG:NH2	2.50	0.44
1:A:1614:A:H61	15:S:88:ARG:H	1.65	0.44
1:A:1752:C:H2'	1:A:1753:G:C8	2.52	0.44
1:A:2660:A:C2	3:9P:198:LEU:HG	2.53	0.44
1:A:2737:G:H2'	1:A:2738:A:C8	2.52	0.44
2:B:39:A:O2'	2:B:40:U:O4'	2.33	0.44
8:G:97:VAL:HG22	8:G:102:ILE:HG12	1.99	0.44
11:N:22:ARG:HD3	11:N:71:ARG:HB2	1.99	0.44
12:O:24:THR:HG22	12:O:42:PRO:HD3	1.99	0.44
13:Q:108:LEU:HD22	14:R:48:LYS:NZ	2.32	0.44
31:F:70:ARG:C	31:F:71:LYS:HD3	2.38	0.44
1:A:227:A:C2	1:A:2407:A:H1'	2.52	0.44
1:A:307:G:N2	1:A:309:A:H3'	2.32	0.44
1:A:693:A:H2'	1:A:694:U:C6	2.52	0.44
1:A:1329:U:OP2	1:A:1330:C:N4	2.37	0.44
1:A:2299:U:N3	1:A:2318:G:N2	2.64	0.44
1:A:2704:C:H2'	1:A:2705:A:O4'	2.18	0.44
3:9P:243:HIS:NE2	3:9P:245:ILE:HD11	2.33	0.44
9:J:33:ALA:HB2	9:J:108:MET:HB3	1.99	0.44
9:J:45:THR:HG22	13:Q:63:ARG:HH21	1.81	0.44
13:Q:20:ALA:HB2	13:Q:38:VAL:HG23	1.99	0.44
13:Q:106:THR:O	13:Q:110:GLU:HG2	2.18	0.44
16:T:25:GLU:OE2	16:T:25:GLU:N	2.51	0.44
17:U:4:ILE:HG21	17:U:33:VAL:HG11	1.99	0.44
17:U:32:LYS:HA	17:U:65:GLN:HA	1.99	0.44
1:A:96:C:H4'	21:Y:41:HIS:CD2	2.53	0.44
1:A:742:A:H2'	1:A:743:A:C8	2.52	0.44
1:A:1445:G:O6	1:A:1466:U:O2	2.36	0.44

Continued on next page...

Continued from previous page...

Atom-1	Atom-2	Interatomic distance (Å)	Clash overlap (Å)
1:A:2229:U:H2'	1:A:2230:G:C8	2.49	0.44
1:A:2298:A:H62	1:A:2318:G:N2	2.16	0.44
1:A:2414:G:C2	1:A:2415:G:C8	3.06	0.44
1:A:2573:C:O2'	1:A:2574:G:OP2	2.33	0.44
1:A:2685:G:H2'	1:A:2686:G:C8	2.52	0.44
1:A:2906:C:H2'	1:A:2907:A:C8	2.53	0.44
24:1:39:ASP:OD1	24:1:48:TYR:OH	2.27	0.44
27:K:9:ASN:OD1	27:K:18:ARG:NH1	2.48	0.44
31:F:110:ILE:HD11	31:F:136:ILE:HD13	1.99	0.44
1:A:9:G:H21	1:A:2800:A:H61	1.65	0.44
1:A:1026:G:H2'	1:A:1027:A:C8	2.51	0.44
1:A:1266:G:N2	1:A:2013:A:OP2	2.42	0.44
1:A:1534:U:O2'	1:A:1537:G:O6	2.24	0.44
1:A:1857:G:N2	1:A:1884:G:N3	2.65	0.44
1:A:2191:A:H2'	1:A:2192:U:C6	2.53	0.44
1:A:2224:G:H4'	1:A:2226:C:C2	2.53	0.44
9:J:104:ALA:O	9:J:108:MET:HG2	2.17	0.44
18:V:80:HIS:HB2	18:V:83:LYS:O	2.17	0.44
1:A:523:C:H2'	1:A:524:G:H8	1.83	0.44
1:A:638:G:H2'	1:A:639:U:C6	2.52	0.44
1:A:1264:A:O5'	1:A:1265:A:H2'	2.18	0.44
1:A:1417:C:H2'	1:A:1418:G:O4'	2.17	0.44
1:A:1654:A:H2'	1:A:1655:A:H8	1.82	0.44
1:A:2315:G:H21	31:F:124:ARG:CZ	2.30	0.44
1:A:2594:C:H2'	1:A:2595:G:C8	2.53	0.44
1:A:2745:C:H2'	1:A:2746:U:C6	2.53	0.44
8:G:86:LEU:HD12	8:G:161:VAL:HG22	1.99	0.44
16:T:37:ASP:O	16:T:81:LYS:NZ	2.45	0.44
27:K:36:GLY:HA3	27:K:110:GLU:HG3	2.00	0.44
28:P:42:PHE:CE2	28:P:71:ARG:HG2	2.53	0.44
1:A:230:G:H2'	1:A:231:A:C8	2.53	0.44
1:A:540:C:N4	1:A:541:A:H62	2.16	0.44
1:A:875:G:H2'	1:A:876:C:C6	2.52	0.44
1:A:1147:A:H2'	1:A:1148:U:H6	1.83	0.44
1:A:1529:G:H1	1:A:1542:U:H3	1.66	0.44
1:A:1825:U:H2'	1:A:1826:G:C8	2.50	0.44
1:A:2376:A:H62	12:O:94:ARG:HH11	1.64	0.44
1:A:2506:U:O2	1:A:2583:G:O6	2.35	0.44
1:A:2760:C:H2'	1:A:2761:A:C8	2.52	0.44
1:A:2834:G:H2'	1:A:2879:A:H61	1.83	0.44
6:D:33:ARG:HA	6:D:95:SER:HA	1.99	0.44

Continued on next page...

Continued from previous page...

Atom-1	Atom-2	Interatomic distance (Å)	Clash overlap (Å)
8:G:151:ARG:HG3	8:G:160:GLY:HA2	1.99	0.44
16:T:48:GLN:HE22	16:T:55:VAL:HB	1.82	0.44
27:K:70:ARG:HD2	27:K:74:GLY:HA2	1.99	0.44
30:H:39:ALA:HA	30:H:43:ASN:HB2	2.00	0.44
1:A:6:A:H2'	1:A:7:G:C8	2.53	0.44
1:A:174:U:H2'	1:A:175:G:C8	2.53	0.44
1:A:1405:U:H2'	1:A:1406:U:C6	2.53	0.44
1:A:2616:C:H2'	1:A:2617:U:C6	2.53	0.44
1:A:2756:U:H4'	1:A:2757:A:OP1	2.16	0.44
13:Q:49:ARG:HG3	13:Q:49:ARG:NH1	2.33	0.44
16:T:50:LEU:HD23	16:T:51:PHE:CD1	2.53	0.44
1:A:0:A:H2'	1:A:1:G:C8	2.53	0.44
1:A:175:G:H2'	1:A:176:A:H8	1.82	0.44
1:A:242:G:O2'	1:A:254:G:O6	2.26	0.44
1:A:457:A:N1	1:A:470:A:H5''	2.33	0.44
1:A:499:U:H2'	1:A:500:G:O4'	2.18	0.44
1:A:536:G:H21	9:J:47:HIS:CG	2.36	0.44
1:A:549:G:H5''	1:A:550:C:C6	2.53	0.44
1:A:974:G:H1'	1:A:975:A:C8	2.52	0.44
1:A:1491:G:H1'	5:C:99:GLU:OE1	2.17	0.44
1:A:1576:U:H2'	1:A:1577:C:C6	2.53	0.44
1:A:1738:G:O2'	1:A:1739:A:H8	2.00	0.44
1:A:2457:U:H2'	1:A:2458:G:C8	2.53	0.44
1:A:2530:A:H5'	8:G:174:LYS:NZ	2.33	0.44
1:A:2587:A:H61	1:A:2608:G:H1'	1.83	0.44
8:G:24:THR:HG22	8:G:26:LYS:HG2	2.00	0.44
10:L:91:ASP:OD1	10:L:123:ARG:NH2	2.50	0.44
1:A:705:A:H2'	1:A:706:A:H8	1.81	0.43
1:A:969:G:H2'	1:A:970:U:C6	2.53	0.43
1:A:1411:U:H2'	1:A:1412:U:C6	2.53	0.43
1:A:1817:G:C5'	5:C:86:ARG:HH12	2.31	0.43
1:A:2028:U:O4	1:A:2033:A:N7	2.51	0.43
1:A:2728:U:O2'	1:A:2729:G:H8	2.01	0.43
6:D:59:ARG:HA	6:D:59:ARG:HD3	1.86	0.43
7:E:21:ARG:NH1	7:E:106:LYS:HB2	2.32	0.43
11:N:29:VAL:HB	11:N:75:ILE:HD12	1.99	0.43
11:N:49:GLU:OE2	11:N:95:THR:HG22	2.18	0.43
12:O:30:ARG:HG2	12:O:97:PHE:CE1	2.53	0.43
13:Q:49:ARG:HG3	13:Q:49:ARG:HH11	1.83	0.43
21:Y:22:LEU:HD23	21:Y:23:ARG:HE	1.83	0.43
25:2:34:ARG:HD2	25:2:42:LEU:HD13	1.98	0.43

Continued on next page...

Continued from previous page...

Atom-1	Atom-2	Interatomic distance (Å)	Clash overlap (Å)
28:P:113:LEU:O	28:P:113:LEU:HD23	2.17	0.43
1:A:1419:A:H61	1:A:1495:A:H2	1.66	0.43
1:A:2528:U:H4'	1:A:2529:G:N7	2.33	0.43
3:9P:59:TYR:OH	3:9P:89:LYS:O	2.35	0.43
7:E:192:ALA:HA	7:E:195:GLN:NE2	2.33	0.43
30:H:41:LYS:HA	30:H:41:LYS:HD2	1.84	0.43
1:A:38:A:N3	7:E:43:THR:HB	2.33	0.43
1:A:77:G:H2'	1:A:78:U:H6	1.83	0.43
1:A:535:G:H4'	13:Q:52:ARG:HD3	1.99	0.43
1:A:643:A:H2'	1:A:644:A:C4	2.54	0.43
1:A:758:C:H2'	1:A:759:G:C8	2.53	0.43
1:A:940:G:H2'	1:A:941:A:O4'	2.18	0.43
1:A:1306:C:H2'	1:A:1307:A:H8	1.82	0.43
1:A:1943:U:H5''	3:9P:129:ARG:NE	2.32	0.43
1:A:2039:U:H2'	1:A:2040:G:H8	1.82	0.43
1:A:2290:G:H2'	1:A:2291:U:C6	2.53	0.43
1:A:2651:C:H2'	1:A:2652:C:C6	2.54	0.43
1:A:2659:G:N2	1:A:2661:G:H3'	2.33	0.43
5:C:23:LEU:HD21	5:C:82:TYR:HB2	1.99	0.43
7:E:110:SER:HB3	7:E:114:ARG:HH12	1.83	0.43
16:T:7:LEU:HD23	16:T:46:ALA:HA	2.00	0.43
29:6:96:ARG:HD2	29:6:96:ARG:HA	1.72	0.43
1:A:4:U:H2'	1:A:5:A:H8	1.82	0.43
1:A:413:C:H2'	1:A:414:C:H6	1.84	0.43
1:A:418:C:H2'	1:A:419:U:H6	1.82	0.43
1:A:1257:C:C2	1:A:1258:U:C5	3.06	0.43
1:A:1880:U:H2'	1:A:1881:C:C6	2.54	0.43
1:A:2889:C:H2'	1:A:2890:G:O4'	2.18	0.43
3:9P:329:MET:O	3:9P:333:ILE:HG12	2.18	0.43
6:D:49:GLN:OE1	6:D:79:LEU:HD13	2.18	0.43
9:J:80:HIS:CG	9:J:81:ILE:N	2.85	0.43
1:A:516:C:C5'	23:0:9:ARG:HH12	2.28	0.43
1:A:1199:U:H2'	1:A:1200:C:H6	1.84	0.43
1:A:1383:A:O2'	1:A:1384:A:O4'	2.31	0.43
1:A:1682:G:H2'	1:A:1683:U:C6	2.53	0.43
1:A:2032:G:N2	6:D:151:THR:HB	2.33	0.43
1:A:2192:U:C2	1:A:2193:G:C8	3.07	0.43
1:A:2233:U:H2'	1:A:2234:G:C8	2.54	0.43
1:A:2547:A:H2'	1:A:2548:U:C6	2.53	0.43
2:B:48:U:H2'	2:B:49:C:C6	2.53	0.43
5:C:129:LEU:HD12	5:C:133:ASN:HB2	2.00	0.43

Continued on next page...

Continued from previous page...

Atom-1	Atom-2	Interatomic distance (Å)	Clash overlap (Å)
16:T:61:LEU:O	16:T:81:LYS:HG3	2.19	0.43
17:U:27:VAL:HA	17:U:33:VAL:HA	2.00	0.43
22:Z:16:LEU:HB2	22:Z:19:HIS:CD2	2.47	0.43
1:A:541:A:H2'	1:A:542:C:C6	2.53	0.43
1:A:754:U:H2'	1:A:755:U:C6	2.54	0.43
1:A:820:A:H2'	1:A:821:A:C8	2.54	0.43
1:A:850:U:O2'	22:Z:22:THR:HA	2.19	0.43
1:A:905:A:H2'	1:A:906:U:C6	2.54	0.43
1:A:935:C:H2'	1:A:936:A:C8	2.51	0.43
1:A:1511:G:H2'	1:A:1512:C:H6	1.84	0.43
1:A:1539:U:H2'	1:A:1540:G:C8	2.51	0.43
1:A:1998:A:OP2	6:D:141:ARG:NH1	2.35	0.43
1:A:2058:A:H61	1:A:2611:C:N4	2.17	0.43
1:A:2194:U:H2'	1:A:2195:U:H6	1.82	0.43
1:A:2370:G:H2'	1:A:2371:G:C8	2.53	0.43
1:A:2621:G:H2'	1:A:2622:U:C6	2.53	0.43
1:A:2625:G:H2'	1:A:2626:C:C6	2.54	0.43
1:A:2649:C:H2'	1:A:2650:U:C6	2.53	0.43
1:A:2801:G:H2'	1:A:2802:G:H8	1.83	0.43
1:A:2861:U:H2'	1:A:2862:G:C8	2.52	0.43
3:9P:52:ASN:O	3:9P:52:ASN:ND2	2.51	0.43
3:9P:92:VAL:HA	3:9P:108:MET:HG3	2.00	0.43
3:9P:125:LEU:HD22	3:9P:129:ARG:HG2	2.00	0.43
5:C:221:GLY:O	5:C:224:MET:HB2	2.18	0.43
8:G:37:ASN:HD21	8:G:63:GLN:HB3	1.84	0.43
8:G:73:SER:HB2	8:G:137:LYS:HD3	1.99	0.43
8:G:87:GLN:OE1	8:G:87:GLN:N	2.51	0.43
9:J:43:GLU:OE1	9:J:43:GLU:N	2.51	0.43
24:1:36:LYS:HD2	24:1:45:HIS:HB3	2.01	0.43
1:A:191:A:H2'	1:A:192:C:C6	2.53	0.43
1:A:528:A:H2'	1:A:529:A:H5''	2.01	0.43
1:A:1071:G:H21	1:A:1089:A:H2'	1.82	0.43
1:A:1147:A:H2'	1:A:1148:U:C6	2.54	0.43
1:A:1148:U:H2'	1:A:1149:G:H8	1.83	0.43
1:A:1440:U:H2'	1:A:1441:G:C8	2.54	0.43
1:A:1528:A:N6	1:A:1543:G:O2'	2.52	0.43
1:A:2198:A:C2	30:H:29:PHE:HB2	2.53	0.43
1:A:2345:G:H5'	1:A:2347:C:H5'	2.00	0.43
3:9P:255:PRO:O	3:9P:257:GLU:N	2.52	0.43
16:T:65:GLY:HA2	16:T:77:ARG:HB2	1.99	0.43
20:X:67:LEU:HB3	20:X:71:ARG:HH12	1.83	0.43

Continued on next page...

Continued from previous page...

Atom-1	Atom-2	Interatomic distance (Å)	Clash overlap (Å)
23:0:10:SER:O	23:0:14:MET:HG3	2.18	0.43
25:2:3:ARG:HA	25:2:3:ARG:HE	1.84	0.43
1:A:151:C:H2'	1:A:152:A:C8	2.53	0.43
1:A:499:U:H3	1:A:503:A:H62	1.66	0.43
1:A:513:A:H2'	1:A:514:A:H8	1.84	0.43
1:A:563:A:C6	1:A:2018:G:C5	3.06	0.43
1:A:1149:G:H2'	1:A:1150:C:C6	2.54	0.43
1:A:1535:A:H5'	1:A:1536:C:C5	2.53	0.43
1:A:1837:C:H2'	1:A:1899:A:H61	1.83	0.43
1:A:1967:C:H2'	1:A:1968:G:O4'	2.19	0.43
1:A:2293:G:H2'	1:A:2294:G:C8	2.54	0.43
1:A:2328:A:H2'	1:A:2329:U:C6	2.53	0.43
1:A:2489:U:H2'	1:A:2490:G:O4'	2.19	0.43
12:O:33:ARG:HA	12:O:64:TYR:OH	2.19	0.43
19:W:41:PHE:HD2	19:W:76:ILE:HD11	1.83	0.43
1:A:170:U:H2'	1:A:171:U:C6	2.54	0.43
1:A:468:G:OP2	25:2:37:LYS:NZ	2.48	0.43
1:A:572:A:H61	1:A:2029:G:H21	1.67	0.43
1:A:814:C:OP1	14:R:85:LYS:HD2	2.18	0.43
1:A:1141:U:H4'	1:A:1142:A:O4'	2.19	0.43
1:A:1433:A:H2'	1:A:1434:A:C8	2.54	0.43
1:A:1733:G:H2'	1:A:1734:G:H8	1.83	0.43
1:A:1796:U:H2'	1:A:1797:G:C8	2.54	0.43
1:A:2789:C:H5'	1:A:2809:A:H1'	2.00	0.43
5:C:52:HIS:CD2	5:C:218:THR:HA	2.54	0.43
11:N:44:LEU:O	11:N:48:VAL:HG12	2.19	0.43
28:P:71:ARG:HE	28:P:72:VAL:H	1.65	0.43
31:F:103:ILE:HD12	31:F:103:ILE:HA	1.91	0.43
1:A:447:A:OP1	13:Q:4:LYS:NZ	2.36	0.43
1:A:593:U:H2'	1:A:594:U:C6	2.53	0.43
1:A:1091:G:N1	1:A:1101:U:C2	2.87	0.43
1:A:1234:U:H2'	1:A:1235:G:O4'	2.18	0.43
1:A:2905:A:H2'	1:A:2906:C:C6	2.54	0.43
7:E:112:LEU:HB3	7:E:118:LEU:HB2	2.00	0.43
18:V:30:ILE:HG22	18:V:91:PHE:HB2	2.01	0.43
30:H:62:LEU:HD11	30:H:135:HIS:CE1	2.54	0.43
1:A:434:U:O2	1:A:435:C:N4	2.45	0.42
1:A:536:G:H4'	13:Q:56:PHE:CZ	2.54	0.42
1:A:693:A:N6	1:A:770:G:O6	2.52	0.42
1:A:760:G:H2'	1:A:761:A:O4'	2.19	0.42
1:A:835:C:C2	1:A:836:G:C8	3.06	0.42

Continued on next page...

Continued from previous page...

Atom-1	Atom-2	Interatomic distance (Å)	Clash overlap (Å)
1:A:1142:A:H4'	9:J:27:ARG:HH22	1.84	0.42
1:A:1201:U:H2'	1:A:1202:G:C8	2.54	0.42
1:A:1279:G:H2'	1:A:1280:G:C8	2.54	0.42
1:A:1389:G:H2'	1:A:1390:U:C6	2.54	0.42
1:A:2055:C:H5'	1:A:2056:G:H5''	2.01	0.42
1:A:2119:A:H61	1:A:2167:U:H1'	1.83	0.42
3:9P:1:MET:N	3:9P:195:VAL:HG11	2.34	0.42
5:C:180:MET:HB2	5:C:267:VAL:HB	2.01	0.42
9:J:37:ARG:HH22	9:J:110:PRO:HG2	1.84	0.42
9:J:99:ARG:O	9:J:103:ILE:HD12	2.18	0.42
11:N:38:LEU:HB3	11:N:39:PRO:HD3	2.00	0.42
23:0:54:ILE:HG13	23:0:55:ALA:N	2.33	0.42
1:A:77:G:H2'	1:A:78:U:C6	2.55	0.42
1:A:102:U:H5	21:Y:1:MET:H2	1.67	0.42
1:A:137:U:H5''	1:A:140:C:C5	2.55	0.42
1:A:521:U:H2'	1:A:522:A:C8	2.54	0.42
1:A:1353:A:H2'	1:A:1354:A:C8	2.52	0.42
1:A:1403:A:H2'	1:A:1404:C:C6	2.54	0.42
1:A:1447:C:H2'	1:A:1448:G:C8	2.53	0.42
1:A:1947:C:H2'	1:A:1948:G:C8	2.51	0.42
1:A:2193:G:H2'	1:A:2194:U:H6	1.84	0.42
1:A:2219:U:O2'	30:H:97:ARG:NH2	2.52	0.42
1:A:2228:G:H2'	1:A:2229:U:C6	2.54	0.42
1:A:2572:A:P	6:D:149:ASN:HD21	2.42	0.42
1:A:2660:A:H2'	1:A:2661:G:C5	2.54	0.42
1:A:2816:G:H2'	1:A:2817:U:H6	1.84	0.42
3:9P:240:VAL:HA	3:9P:276:LYS:NZ	2.34	0.42
5:C:191:LEU:HD23	5:C:191:LEU:HA	1.90	0.42
30:H:31:VAL:HB	30:H:32:PRO:HD3	2.00	0.42
1:A:128:C:H2'	1:A:129:C:H6	1.84	0.42
1:A:281:C:H2'	1:A:282:A:H8	1.84	0.42
1:A:438:G:H2'	1:A:439:A:H8	1.84	0.42
1:A:698:C:HO2'	1:A:734:A:H61	1.55	0.42
1:A:980:A:H8	1:A:980:A:OP1	2.03	0.42
1:A:1288:G:H5''	1:A:1289:C:C5	2.55	0.42
1:A:1316:U:H2'	1:A:1317:G:C8	2.55	0.42
1:A:1328:A:O2'	1:A:1329:U:O5'	2.36	0.42
2:B:29:A:O2'	2:B:58:A:N1	2.42	0.42
13:Q:46:TYR:HE2	13:Q:50:ARG:NH2	2.18	0.42
14:R:15:SER:O	14:R:98:ILE:HD11	2.19	0.42
26:I:11:GLN:NE2	26:I:55:PRO:HG3	2.34	0.42

Continued on next page...

Continued from previous page...

Atom-1	Atom-2	Interatomic distance (Å)	Clash overlap (Å)
1:A:45:G:H5'	1:A:46:G:H5'	2.02	0.42
1:A:729:G:O2'	1:A:763:G:H4'	2.19	0.42
1:A:745:G:O2'	1:A:748:G:H1'	2.20	0.42
1:A:969:G:H2'	1:A:970:U:H6	1.83	0.42
1:A:1032:A:H2	1:A:1122:G:H22	1.67	0.42
1:A:1561:C:H2'	1:A:1562:U:H6	1.85	0.42
1:A:2514:U:H2'	1:A:2515:C:H6	1.84	0.42
1:A:2527:C:H2'	1:A:2528:U:O4'	2.19	0.42
1:A:2602:A:H8	3:9P:32:GLY:H	1.67	0.42
1:A:2875:C:H2'	1:A:2876:G:C8	2.54	0.42
1:A:2885:G:H22	23:0:29:VAL:HG23	1.84	0.42
2:B:84:G:H2'	2:B:85:G:H8	1.85	0.42
3:9P:205:ASN:HB3	29:6:46:ARG:HB2	2.01	0.42
3:9P:293:ALA:HA	3:9P:296:LYS:HB2	2.01	0.42
6:D:79:LEU:HD23	6:D:79:LEU:HA	1.84	0.42
19:W:40:LYS:HG3	19:W:41:PHE:HD1	1.85	0.42
27:K:8:LEU:HG	27:K:82:ASN:HB2	2.00	0.42
30:H:128:HIS:N	30:H:144:VAL:O	2.51	0.42
31:F:72:SER:HB2	31:F:80:GLN:H	1.83	0.42
1:A:28:A:H2'	1:A:29:U:C6	2.55	0.42
1:A:356:G:H2'	1:A:357:C:C6	2.54	0.42
1:A:464:U:O4	1:A:788:A:C5	2.72	0.42
1:A:538:A:H4'	9:J:7:LYS:HG2	2.00	0.42
1:A:811:U:H3'	10:L:22:GLY:HA2	2.01	0.42
1:A:2231:U:H2'	1:A:2232:C:C6	2.53	0.42
1:A:2749:A:H5'	8:G:1:SER:H1	1.84	0.42
1:A:2813:A:H2'	1:A:2814:A:H8	1.84	0.42
1:A:2818:U:H2'	1:A:2819:G:C8	2.54	0.42
2:B:116:G:H2'	2:B:117:G:C8	2.55	0.42
5:C:42:ARG:HG2	5:C:48:ILE:HG13	2.01	0.42
6:D:124:ARG:HD3	6:D:125:TRP:NE1	2.34	0.42
13:Q:93:ILE:O	13:Q:97:ILE:HG12	2.19	0.42
13:Q:102:LYS:HB2	13:Q:102:LYS:HE2	1.71	0.42
31:F:122:ASP:O	31:F:124:ARG:NH1	2.52	0.42
1:A:39:G:H1'	7:E:43:THR:HG21	2.00	0.42
1:A:206:U:C2	1:A:207:A:C8	3.08	0.42
1:A:755:U:H2'	1:A:756:A:H8	1.83	0.42
1:A:1015:U:H2'	1:A:1016:G:C8	2.54	0.42
1:A:2576:G:O2'	1:A:2579:C:OP2	2.29	0.42
1:A:2749:A:H5'	8:G:1:SER:N	2.35	0.42
9:J:142:ILE:HD13	9:J:142:ILE:HA	1.96	0.42

Continued on next page...

Continued from previous page...

Atom-1	Atom-2	Interatomic distance (Å)	Clash overlap (Å)
15:S:4:ILE:HG23	15:S:106:VAL:HG22	2.01	0.42
27:K:77:ILE:HG13	28:P:71:ARG:HH12	1.85	0.42
1:A:110:G:H2'	1:A:111:A:H8	1.85	0.42
1:A:146:A:H2'	1:A:147:C:C6	2.55	0.42
1:A:418:C:H2'	1:A:419:U:C6	2.55	0.42
1:A:817:C:H2'	1:A:818:G:O4'	2.19	0.42
1:A:1494:A:H2'	1:A:1495:A:C8	2.55	0.42
1:A:2144:G:O2'	1:A:2147:A:N6	2.53	0.42
1:A:2412:A:H2'	1:A:2413:G:O4'	2.20	0.42
7:E:151:GLY:HA2	7:E:195:GLN:NE2	2.34	0.42
8:G:4:ALA:HB2	8:G:65:GLY:HA2	2.00	0.42
8:G:120:ILE:HD11	8:G:139:VAL:HG13	2.02	0.42
13:Q:102:LYS:O	13:Q:106:THR:HG23	2.20	0.42
1:A:27:G:N2	1:A:512:G:H1'	2.31	0.42
1:A:128:C:H2'	1:A:129:C:C6	2.54	0.42
1:A:397:U:H2'	1:A:398:C:C6	2.55	0.42
1:A:634:C:H2'	1:A:635:C:C6	2.55	0.42
1:A:754:U:C2	1:A:755:U:C5	3.08	0.42
1:A:860:U:H2'	1:A:861:A:H8	1.85	0.42
1:A:928:A:H2'	1:A:929:U:H6	1.85	0.42
1:A:969:G:N2	1:A:984:A:O2'	2.52	0.42
1:A:1818:U:H2'	5:C:155:ARG:HB2	2.02	0.42
1:A:1935:G:N2	1:A:1964:G:O4'	2.52	0.42
2:B:19:C:H2'	2:B:20:G:C8	2.55	0.42
2:B:51:G:H5''	12:O:64:TYR:CD2	2.55	0.42
6:D:12:THR:O	6:D:24:VAL:N	2.46	0.42
8:G:115:GLN:OE1	8:G:115:GLN:HA	2.20	0.42
13:Q:100:PHE:HD2	14:R:13:ARG:HH12	1.66	0.42
14:R:82:HIS:O	14:R:82:HIS:ND1	2.52	0.42
23:O:33:SER:HB3	23:O:47:TYR:HD2	1.85	0.42
1:A:93:G:H2'	1:A:94:A:H8	1.85	0.42
1:A:116:C:O2'	1:A:126:A:H1'	2.20	0.42
1:A:686:U:H6	1:A:788:A:H61	1.68	0.42
1:A:1188:U:C2	1:A:1189:A:C8	3.07	0.42
1:A:1873:G:H2'	1:A:1874:C:H6	1.85	0.42
1:A:2093:G:C8	1:A:2225:A:H2'	2.55	0.42
1:A:2229:U:O2	20:X:33:HIS:HE1	2.03	0.42
1:A:2465:C:H2'	1:A:2466:C:C6	2.55	0.42
2:B:42:C:C5	31:F:65:LEU:HD11	2.55	0.42
2:B:74:U:H2'	2:B:75:G:O4'	2.20	0.42
2:B:106:G:H2'	2:B:107:G:O4'	2.19	0.42

Continued on next page...

Continued from previous page...

Atom-1	Atom-2	Interatomic distance (Å)	Clash overlap (Å)
3:9P:5:ASP:OD2	3:9P:6:GLU:N	2.53	0.42
7:E:77:ILE:HG13	7:E:78:TRP:CD1	2.54	0.42
7:E:117:ARG:NH2	7:E:183:PHE:O	2.43	0.42
10:L:81:ASP:O	10:L:82:LEU:HG	2.20	0.42
12:O:35:ILE:O	12:O:53:THR:OG1	2.25	0.42
13:Q:108:LEU:HD13	14:R:48:LYS:HZ1	1.85	0.42
16:T:2:ILE:HG23	16:T:4:GLU:H	1.83	0.42
16:T:38:ALA:HB3	16:T:81:LYS:HD2	2.01	0.42
24:1:39:ASP:HB2	24:1:42:VAL:HG12	2.01	0.42
30:H:41:LYS:HD2	30:H:44:ILE:HD11	2.01	0.42
1:A:309:A:H1'	1:A:329:G:C4	2.55	0.42
1:A:408:G:H2'	1:A:409:G:C8	2.55	0.42
1:A:475:C:N3	1:A:479:A:N7	2.68	0.42
1:A:627:A:O4'	1:A:637:A:N6	2.53	0.42
1:A:710:U:H2'	1:A:711:G:C8	2.53	0.42
1:A:1435:G:H2'	1:A:1436:G:H8	1.85	0.42
1:A:1824:G:H2'	1:A:1825:U:C6	2.55	0.42
3:9P:2:LYS:HE2	8:G:176:LYS:N	2.31	0.42
3:9P:45:VAL:HB	3:9P:118:ALA:HB3	2.01	0.42
5:C:246:PRO:HG2	5:C:247:TRP:CZ3	2.55	0.42
8:G:84:LYS:O	8:G:132:LEU:N	2.45	0.42
11:N:56:LYS:HE3	11:N:87:PHE:O	2.20	0.42
20:X:52:ALA:O	20:X:56:ARG:HG3	2.20	0.42
20:X:67:LEU:HA	20:X:70:LEU:HD23	2.01	0.42
21:Y:2:LYS:HG2	21:Y:52:ARG:HD3	2.01	0.42
30:H:135:HIS:CD2	30:H:137:GLU:HG2	2.55	0.42
1:A:155:A:H2'	1:A:156:A:C8	2.55	0.41
1:A:249:C:OP2	1:A:2394:C:O2'	2.26	0.41
1:A:419:U:H2'	1:A:420:C:C6	2.55	0.41
1:A:587:C:C2	10:L:19:LEU:HD11	2.55	0.41
1:A:657:U:H2'	1:A:658:U:C6	2.55	0.41
1:A:807:U:H5	10:L:41:ARG:NH2	2.18	0.41
1:A:874:G:H2'	1:A:875:G:H8	1.85	0.41
1:A:1341:G:O4'	16:T:61:LEU:HD21	2.20	0.41
1:A:1352:U:H1'	1:A:1570:A:C2	2.54	0.41
1:A:1406:U:H2'	1:A:1407:G:H8	1.85	0.41
1:A:1520:U:H2'	1:A:1521:G:O4'	2.20	0.41
1:A:1873:G:H2'	1:A:1874:C:C6	2.55	0.41
1:A:2058:A:H2'	1:A:2059:A:C8	2.55	0.41
1:A:2065:C:H2'	1:A:2066:C:C6	2.55	0.41
2:B:95:U:H2'	2:B:96:G:C8	2.55	0.41

Continued on next page...

Continued from previous page...

Atom-1	Atom-2	Interatomic distance (Å)	Clash overlap (Å)
3:9P:235:LEU:HG	3:9P:236:GLU:H	1.85	0.41
8:G:77:GLY:HA3	8:G:135:ALA:O	2.20	0.41
26:I:129:GLU:HA	26:I:132:ALA:HB3	2.01	0.41
31:F:69:ALA:N	31:F:82:TYR:O	2.52	0.41
31:F:134:GLN:HE22	31:F:148:VAL:HA	1.85	0.41
1:A:301:G:O2'	1:A:302:C:O5'	2.35	0.41
1:A:514:A:C4	1:A:515:A:C8	3.08	0.41
1:A:1095:A:N1	3:9P:189:TYR:HE2	2.19	0.41
1:A:1279:G:H2'	1:A:1280:G:H8	1.84	0.41
1:A:1532:A:N6	1:A:1540:G:O6	2.53	0.41
1:A:1541:C:H2'	1:A:1542:U:C6	2.54	0.41
1:A:2052:A:C8	6:D:146:ILE:HD11	2.55	0.41
1:A:2063:C:H2'	1:A:2064:C:C6	2.55	0.41
1:A:2072:C:H2'	1:A:2073:C:C6	2.54	0.41
1:A:2093:G:H2'	1:A:2094:A:C8	2.55	0.41
1:A:2679:A:H2'	1:A:2680:U:H6	1.85	0.41
1:A:2909:C:H2'	1:A:2910:G:H8	1.84	0.41
3:9P:258:ASN:OD1	3:9P:259:ALA:N	2.52	0.41
6:D:26:VAL:HG21	28:P:4:ILE:HD13	2.01	0.41
7:E:120:VAL:HA	7:E:188:MET:O	2.20	0.41
11:N:58:ASP:HA	11:N:80:PHE:HD1	1.84	0.41
19:W:67:VAL:O	19:W:68:LYS:HE2	2.20	0.41
24:1:37:LYS:HD3	24:1:37:LYS:HA	1.76	0.41
26:I:3:LYS:HG3	26:I:4:VAL:H	1.85	0.41
26:I:9:LYS:HD3	26:I:55:PRO:HB3	2.01	0.41
1:A:100:U:H4'	1:A:101:A:H5'	2.02	0.41
1:A:297:G:H2'	1:A:298:G:O4'	2.20	0.41
1:A:358:U:H2'	1:A:359:G:C8	2.54	0.41
1:A:599:A:H2'	1:A:600:G:C8	2.56	0.41
1:A:697:G:H2'	1:A:698:C:C6	2.54	0.41
1:A:1372:U:H2'	1:A:1373:A:C8	2.55	0.41
1:A:1818:U:H3'	5:C:156:SER:H	1.84	0.41
1:A:1850:G:H2'	1:A:1851:U:C6	2.56	0.41
1:A:1862:G:O6	1:A:1881:C:N4	2.53	0.41
1:A:2087:G:H2'	1:A:2088:A:H8	1.84	0.41
1:A:2643:G:H2'	1:A:2644:G:C8	2.54	0.41
1:A:2774:C:H2'	1:A:2775:G:O4'	2.19	0.41
11:N:110:MET:SD	11:N:110:MET:N	2.92	0.41
21:Y:38:GLN:OE1	21:Y:38:GLN:N	2.53	0.41
26:I:20:SER:HB3	26:I:21:PRO:HD3	2.02	0.41
28:P:88:ARG:NH2	28:P:111:GLU:OE2	2.53	0.41

Continued on next page...

Continued from previous page...

Atom-1	Atom-2	Interatomic distance (Å)	Clash overlap (Å)
1:A:31:C:H4'	1:A:1238:G:H4'	2.03	0.41
1:A:136:G:O6	1:A:144:A:N6	2.53	0.41
1:A:170:U:H2'	1:A:171:U:H6	1.85	0.41
1:A:419:U:H2'	1:A:420:C:H6	1.85	0.41
1:A:523:C:H2'	1:A:524:G:C8	2.55	0.41
1:A:728:G:H4'	5:C:12:ARG:HD2	2.03	0.41
1:A:924:G:H2'	1:A:925:A:H8	1.86	0.41
1:A:1092:C:H2'	1:A:1093:G:O4'	2.20	0.41
1:A:1308:A:H2'	1:A:1309:G:O4'	2.20	0.41
1:A:1378:A:H4'	1:A:1379:U:OP1	2.20	0.41
1:A:1496:A:H2'	1:A:1498:C:H5	1.85	0.41
1:A:1658:C:H2'	1:A:1659:G:H8	1.85	0.41
1:A:1798:U:OP2	5:C:270:ARG:NH1	2.39	0.41
1:A:1805:A:H2'	1:A:1806:C:C6	2.55	0.41
1:A:2417:C:H2'	1:A:2418:A:C8	2.55	0.41
1:A:2622:U:O2'	1:A:2825:G:N7	2.54	0.41
3:9P:71:GLN:HB2	3:9P:81:LYS:N	2.34	0.41
5:C:2:VAL:HG12	5:C:18:VAL:HG22	2.02	0.41
5:C:269:ARG:HA	5:C:269:ARG:HD2	1.95	0.41
17:U:51:LEU:O	17:U:51:LEU:HD12	2.20	0.41
30:H:75:LEU:O	30:H:76:GLU:HG3	2.21	0.41
1:A:24:G:H2'	1:A:25:U:H6	1.85	0.41
1:A:181:A:H1'	1:A:435:C:H5'	2.02	0.41
1:A:459:U:H2'	1:A:460:A:C8	2.55	0.41
1:A:594:U:H2'	1:A:595:C:C6	2.56	0.41
1:A:775:G:C5	1:A:794:A:C8	3.09	0.41
1:A:1201:U:H2'	1:A:1202:G:H8	1.86	0.41
1:A:1630:A:N6	1:A:1637:A:H61	2.17	0.41
1:A:1635:A:H2'	1:A:1636:U:O4'	2.19	0.41
1:A:1678:A:C4	1:A:1679:A:C8	3.08	0.41
1:A:2087:G:H2'	1:A:2088:A:C8	2.55	0.41
1:A:2379:G:H2'	1:A:2380:C:C6	2.56	0.41
1:A:2556:C:H1'	3:9P:78:CYS:HA	2.01	0.41
2:B:116:G:H2'	2:B:117:G:H8	1.84	0.41
3:9P:173:SER:HB3	3:9P:186:VAL:HG22	2.02	0.41
5:C:157:ALA:HB1	5:C:196:ASN:O	2.20	0.41
9:J:72:LYS:HE3	9:J:74:TYR:CE1	2.55	0.41
31:F:159:ALA:HB1	31:F:164:GLU:HB2	2.03	0.41
1:A:521:U:H2'	1:A:522:A:H8	1.86	0.41
1:A:797:G:OP1	7:E:55:SER:HB2	2.20	0.41
1:A:1270:C:N4	1:A:1648:U:O4	2.53	0.41

Continued on next page...

Continued from previous page...

Atom-1	Atom-2	Interatomic distance (Å)	Clash overlap (Å)
1:A:1440:U:H2'	1:A:1441:G:H8	1.84	0.41
1:A:1571:A:H2'	1:A:1572:A:H8	1.86	0.41
1:A:1589:U:H2'	1:A:1590:A:C8	2.56	0.41
3:9P:25:ARG:HB2	3:9P:29:ILE:O	2.21	0.41
9:J:91:GLU:HA	9:J:94:ALA:HB3	2.01	0.41
13:Q:87:VAL:HG22	14:R:49:ILE:HG13	2.03	0.41
22:Z:18:LYS:HE3	22:Z:18:LYS:HB2	1.81	0.41
31:F:28:PRO:HB3	31:F:159:ALA:HB2	2.02	0.41
1:A:9:G:N2	1:A:2800:A:H61	2.18	0.41
1:A:216:A:C8	1:A:432:A:N6	2.88	0.41
1:A:541:A:H2'	1:A:542:C:H6	1.85	0.41
1:A:1429:G:H2'	1:A:1430:G:C8	2.51	0.41
1:A:1826:G:H2'	1:A:1827:U:H6	1.85	0.41
1:A:2544:G:H1'	1:A:2646:C:H5'	2.02	0.41
1:A:2875:C:H2'	1:A:2876:G:H8	1.86	0.41
2:B:112:G:N2	12:O:45:SER:O	2.48	0.41
3:9P:249:PRO:HB2	3:9P:252:GLY:H	1.85	0.41
6:D:184:ARG:HD3	28:P:6:GLN:HE22	1.86	0.41
7:E:192:ALA:HA	7:E:195:GLN:HE22	1.85	0.41
17:U:34:ILE:HD13	17:U:63:ALA:HA	2.02	0.41
30:H:135:HIS:HD2	30:H:138:VAL:HG23	1.86	0.41
1:A:155:A:H2'	1:A:156:A:H8	1.86	0.41
1:A:408:G:O6	1:A:419:U:O4	2.39	0.41
1:A:517:C:OP1	23:O:12:ARG:NH2	2.54	0.41
1:A:589:U:H2'	1:A:590:A:H8	1.85	0.41
1:A:748:G:OP1	15:S:88:ARG:NH1	2.53	0.41
1:A:1203:U:O2'	10:L:4:ASN:HB2	2.19	0.41
1:A:2554:U:H2'	1:A:2555:U:C6	2.56	0.41
1:A:2567:G:H2'	1:A:2568:U:C6	2.55	0.41
1:A:2843:G:H2'	1:A:2844:G:C8	2.56	0.41
2:B:43:C:H2'	31:F:91:ARG:HB3	2.01	0.41
6:D:33:ARG:H	6:D:33:ARG:HG2	1.68	0.41
7:E:102:ARG:O	7:E:106:LYS:HG3	2.21	0.41
10:L:112:LEU:HD22	10:L:131:ALA:N	2.36	0.41
21:Y:21:LEU:HA	21:Y:25:GLN:HB2	2.03	0.41
1:A:67:U:C2	1:A:68:G:C8	3.08	0.41
1:A:183:C:H1'	1:A:432:A:H2	1.86	0.41
1:A:634:C:H2'	1:A:635:C:H6	1.86	0.41
1:A:732:C:H2'	1:A:733:G:O4'	2.20	0.41
1:A:1233:C:H2'	1:A:1234:U:C6	2.55	0.41
1:A:1407:G:H2'	1:A:1408:G:C8	2.53	0.41

Continued on next page...

Continued from previous page...

Atom-1	Atom-2	Interatomic distance (Å)	Clash overlap (Å)
1:A:1656:C:H2'	1:A:1657:U:H6	1.86	0.41
1:A:1664:A:H61	1:A:1996:C:H42	1.69	0.41
1:A:1746:A:H2'	1:A:1747:U:H6	1.84	0.41
1:A:1798:U:H5''	5:C:257:ARG:HB2	2.03	0.41
1:A:1800:C:H5'	5:C:145:MET:HE1	2.03	0.41
1:A:1806:C:H1'	5:C:43:ASN:HD21	1.86	0.41
1:A:1808:A:H3'	1:A:1809:A:C8	2.56	0.41
1:A:1848:A:H2'	1:A:1849:G:O4'	2.21	0.41
1:A:1853:A:H2'	1:A:1854:A:C8	2.55	0.41
1:A:2120:G:H2'	1:A:2121:G:C8	2.53	0.41
1:A:2266:A:H4'	1:A:2267:A:N3	2.36	0.41
1:A:2615:U:H2'	1:A:2616:C:C6	2.56	0.41
1:A:2899:A:H2'	1:A:2900:A:C8	2.56	0.41
2:B:115:A:H2'	2:B:116:G:H8	1.85	0.41
5:C:120:ASP:OD1	5:C:121:ALA:N	2.49	0.41
7:E:149:ILE:HG23	7:E:188:MET:HA	2.03	0.41
9:J:118:MET:HA	9:J:121:LYS:HZ1	1.85	0.41
11:N:99:LYS:HB3	23:0:41:HIS:CE1	2.55	0.41
15:S:27:LYS:HE3	15:S:27:LYS:HB3	1.65	0.41
15:S:73:LYS:HE2	15:S:75:PHE:CD1	2.55	0.41
17:U:12:VAL:HG21	17:U:38:ILE:HG21	2.02	0.41
22:Z:40:THR:HG22	22:Z:42:ALA:H	1.86	0.41
23:0:11:LYS:HA	23:0:11:LYS:HD3	1.83	0.41
28:P:48:ALA:HB1	28:P:95:LYS:HZ3	1.86	0.41
31:F:175:PRO:O	31:F:176:PHE:CG	2.73	0.41
1:A:585:G:H21	1:A:1254:A:N6	2.19	0.41
1:A:742:A:H2'	1:A:743:A:H8	1.85	0.41
1:A:784:G:C4	5:C:227:VAL:HG21	2.56	0.41
1:A:1759:A:H1'	1:A:2711:A:C2	2.56	0.41
1:A:1927:A:H2'	1:A:1928:A:C8	2.55	0.41
1:A:1942:C:P	1:A:1943:U:H2'	2.61	0.41
1:A:2313:C:H2'	1:A:2314:A:H8	1.84	0.41
1:A:2627:G:N2	1:A:2777:G:OP2	2.51	0.41
1:A:2834:G:H1'	1:A:2883:A:N6	2.36	0.41
1:A:2908:A:H2'	1:A:2909:C:C6	2.56	0.41
7:E:40:ARG:HD2	7:E:40:ARG:HA	1.77	0.41
8:G:36:LEU:HD22	8:G:40:VAL:HG21	2.02	0.41
10:L:55:MET:CE	10:L:59:ARG:HD3	2.51	0.41
19:W:41:PHE:HA	19:W:74:LYS:HB2	2.04	0.41
30:H:54:LEU:HA	30:H:57:LYS:HG2	2.03	0.41
31:F:24:VAL:HG23	31:F:25:MET:SD	2.61	0.41

Continued on next page...

Continued from previous page...

Atom-1	Atom-2	Interatomic distance (Å)	Clash overlap (Å)
1:A:43:G:H2'	1:A:44:A:C8	2.57	0.40
1:A:181:A:H2'	1:A:182:A:C8	2.56	0.40
1:A:296:U:H2'	1:A:297:G:C8	2.56	0.40
1:A:987:C:H2'	1:A:988:A:O4'	2.21	0.40
1:A:1323:C:P	15:S:84:ARG:HH12	2.40	0.40
1:A:2520:C:H2'	1:A:2521:C:C6	2.56	0.40
1:A:2906:C:H2'	1:A:2907:A:H8	1.86	0.40
3:9P:241:LEU:HD23	3:9P:241:LEU:HA	1.95	0.40
8:G:83:THR:HG22	8:G:133:LYS:HD3	2.02	0.40
19:W:41:PHE:CD2	19:W:76:ILE:HD11	2.56	0.40
28:P:70:GLU:OE1	28:P:100:ARG:NH1	2.54	0.40
1:A:563:A:H4'	13:Q:40:LYS:NZ	2.36	0.40
1:A:565:C:H2'	1:A:566:U:H6	1.85	0.40
1:A:1283:G:H1'	1:A:1329:U:O2	2.20	0.40
1:A:1296:G:OP1	1:A:2709:G:O2'	2.26	0.40
1:A:1462:C:C2	1:A:1463:C:C5	3.09	0.40
1:A:1499:C:C2	1:A:1500:G:C8	3.10	0.40
1:A:1505:A:H2'	1:A:1506:U:C6	2.57	0.40
1:A:1696:G:N2	1:A:1977:A:O2'	2.52	0.40
1:A:1850:G:H2'	1:A:1851:U:H6	1.87	0.40
2:B:37:C:H42	2:B:49:C:H1'	1.86	0.40
3:9P:217:LEU:HD22	3:9P:229:ILE:HG22	2.03	0.40
8:G:126:THR:HG23	8:G:128:THR:H	1.86	0.40
12:O:68:LYS:HG2	12:O:102:ARG:HA	2.03	0.40
17:U:86:PHE:CE1	17:U:91:LYS:HG2	2.56	0.40
21:Y:51:ALA:O	21:Y:55:THR:HG23	2.21	0.40
31:F:110:ILE:HB	31:F:113:PHE:HB2	2.04	0.40
1:A:7:G:H5'	9:J:132:HIS:HE1	1.85	0.40
1:A:39:G:H2'	1:A:40:U:C6	2.55	0.40
1:A:305:C:H2'	1:A:306:U:H6	1.84	0.40
1:A:481:G:N1	1:A:507:A:H1'	2.36	0.40
1:A:592:A:H2'	1:A:593:U:C6	2.57	0.40
1:A:672:C:H5	10:L:42:SER:HB2	1.86	0.40
1:A:753:A:H2'	1:A:754:U:C6	2.56	0.40
1:A:1301:A:C4	1:A:1303:G:C8	3.09	0.40
1:A:1550:C:H2'	1:A:1551:A:H8	1.86	0.40
1:A:1794:A:H2'	1:A:1795:C:C6	2.56	0.40
1:A:2338:C:H2'	1:A:2339:C:C6	2.56	0.40
1:A:2656:U:H2'	1:A:2657:A:C8	2.56	0.40
1:A:2895:G:H2'	1:A:2896:C:C6	2.56	0.40
3:9P:322:LYS:HB3	3:9P:326:TRP:CZ3	2.57	0.40

Continued on next page...

Continued from previous page...

Atom-1	Atom-2	Interatomic distance (Å)	Clash overlap (Å)
5:C:24:HIS:CG	5:C:79:ARG:HD2	2.56	0.40
5:C:29:PHE:HD2	5:C:32:LEU:HD23	1.85	0.40
6:D:125:TRP:HB2	6:D:127:PHE:CE2	2.56	0.40
8:G:34:ARG:NH1	8:G:36:LEU:HA	2.36	0.40
9:J:99:ARG:HE	9:J:99:ARG:HB3	1.66	0.40
10:L:70:LYS:HE2	10:L:70:LYS:HB3	1.82	0.40
20:X:41:SER:OG	20:X:64:ASP:OD1	2.37	0.40
21:Y:37:LEU:O	21:Y:37:LEU:HD23	2.21	0.40
21:Y:49:ASP:OD1	21:Y:52:ARG:NH2	2.51	0.40
22:Z:18:LYS:O	22:Z:22:THR:HG23	2.21	0.40
27:K:1:MET:HB2	27:K:67:LYS:HE3	2.03	0.40
1:A:87:U:H3	1:A:95:A:H61	1.68	0.40
1:A:186:G:H2'	1:A:187:G:H8	1.87	0.40
1:A:243:U:H2'	1:A:244:A:C8	2.56	0.40
1:A:357:C:H2'	1:A:358:U:C6	2.57	0.40
1:A:727:A:H2'	1:A:728:G:O4'	2.21	0.40
1:A:1510:G:H2'	1:A:1511:G:H8	1.86	0.40
1:A:1511:G:H2'	1:A:1512:C:C6	2.57	0.40
1:A:1684:G:O6	1:A:1705:A:N6	2.54	0.40
1:A:1851:U:H3	1:A:1891:G:H1	1.69	0.40
1:A:2127:G:H4'	1:A:2128:G:OP1	2.21	0.40
1:A:2448:A:H1'	1:A:2451:A:N6	2.37	0.40
1:A:2667:C:H1'	8:G:108:PHE:CD2	2.56	0.40
1:A:2840:C:C2	1:A:2841:C:C5	3.10	0.40
1:A:2841:C:H2'	1:A:2842:G:C8	2.56	0.40
2:B:5:U:OP1	2:B:61:G:O2'	2.24	0.40
2:B:90:C:H2'	2:B:91:C:O4'	2.21	0.40
3:9P:209:PHE:CE1	3:9P:328:VAL:HG21	2.56	0.40
3:9P:218:ILE:HG23	3:9P:219:GLU:CD	2.41	0.40
3:9P:267:GLU:HG3	3:9P:272:ASP:OD1	2.22	0.40
5:C:24:HIS:ND1	5:C:79:ARG:HD2	2.36	0.40
15:S:6:LYS:HB3	15:S:104:THR:HG23	2.03	0.40
17:U:39:ASN:HB3	17:U:62:ALA:HB3	2.02	0.40
26:I:4:VAL:HG12	26:I:5:GLN:N	2.30	0.40
30:H:7:ASP:CG	30:H:8:LYS:N	2.74	0.40
1:A:20:C:H2'	1:A:21:A:C8	2.57	0.40
1:A:479:A:H1'	1:A:481:G:H5'	2.04	0.40
1:A:549:G:H5''	1:A:550:C:H6	1.87	0.40
1:A:678:C:H2'	1:A:679:C:H6	1.86	0.40
1:A:680:C:H2'	1:A:681:G:H8	1.86	0.40
1:A:851:C:H2'	1:A:852:U:H6	1.86	0.40

Continued on next page...

Continued from previous page...

Atom-1	Atom-2	Interatomic distance (Å)	Clash overlap (Å)
1:A:959:A:H2'	1:A:960:A:C8	2.56	0.40
1:A:963:U:H2'	1:A:964:C:C6	2.57	0.40
1:A:2123:G:O6	1:A:2176:A:N6	2.55	0.40
1:A:2200:C:H2'	1:A:2201:G:H8	1.86	0.40
1:A:2350:C:H2'	1:A:2351:G:O4'	2.21	0.40
1:A:2533:U:H2'	1:A:2534:A:O4'	2.22	0.40
1:A:2673:G:H2'	1:A:2674:G:C8	2.53	0.40
1:A:2675:A:H5''	27:K:31:ARG:HG2	2.03	0.40
1:A:2834:G:H1'	1:A:2883:A:H61	1.86	0.40
5:C:4:LYS:HG2	5:C:16:VAL:HG22	2.03	0.40
6:D:116:LYS:HZ3	6:D:165:MET:HE3	1.86	0.40
10:L:112:LEU:HD23	10:L:112:LEU:H	1.87	0.40
11:N:98:LEU:O	11:N:112:TYR:N	2.52	0.40
13:Q:16:ILE:HG13	13:Q:31:TYR:HE1	1.87	0.40
18:V:26:PHE:CE1	18:V:47:VAL:HG11	2.56	0.40
31:F:91:ARG:HD2	31:F:92:GLY:H	1.86	0.40

There are no symmetry-related clashes.

5.3 Torsion angles [i](#)

5.3.1 Protein backbone [i](#)

In the following table, the Percentiles column shows the percent Ramachandran outliers of the chain as a percentile score with respect to all PDB entries followed by that with respect to all EM entries.

The Analysed column shows the number of residues for which the backbone conformation was analysed, and the total number of residues.

Mol	Chain	Analysed	Favoured	Allowed	Outliers	Percentiles	
3	9P	336/390 (86%)	313 (93%)	23 (7%)	0	100	100
4	b	45/70 (64%)	43 (96%)	2 (4%)	0	100	100
5	C	269/273 (98%)	250 (93%)	19 (7%)	0	100	100
6	D	207/209 (99%)	197 (95%)	10 (5%)	0	100	100
7	E	199/201 (99%)	193 (97%)	6 (3%)	0	100	100
8	G	174/177 (98%)	163 (94%)	11 (6%)	0	100	100
9	J	140/142 (99%)	135 (96%)	5 (4%)	0	100	100

Continued on next page...

Continued from previous page...

Mol	Chain	Analysed	Favoured	Allowed	Outliers	Percentiles	
10	L	141/144 (98%)	121 (86%)	20 (14%)	0	100	100
11	N	118/127 (93%)	113 (96%)	5 (4%)	0	100	100
12	O	114/117 (97%)	105 (92%)	9 (8%)	0	100	100
13	Q	115/118 (98%)	110 (96%)	5 (4%)	0	100	100
14	R	101/103 (98%)	96 (95%)	5 (5%)	0	100	100
15	S	108/110 (98%)	103 (95%)	5 (5%)	0	100	100
16	T	91/100 (91%)	80 (88%)	11 (12%)	0	100	100
17	U	100/104 (96%)	90 (90%)	10 (10%)	0	100	100
18	V	92/94 (98%)	91 (99%)	1 (1%)	0	100	100
19	W	74/85 (87%)	72 (97%)	2 (3%)	0	100	100
20	X	75/78 (96%)	75 (100%)	0	0	100	100
21	Y	61/63 (97%)	55 (90%)	6 (10%)	0	100	100
22	Z	56/59 (95%)	55 (98%)	1 (2%)	0	100	100
23	0	54/57 (95%)	52 (96%)	2 (4%)	0	100	100
24	1	48/55 (87%)	47 (98%)	1 (2%)	0	100	100
25	2	44/46 (96%)	41 (93%)	3 (7%)	0	100	100
26	I	139/142 (98%)	113 (81%)	26 (19%)	0	100	100
27	K	120/123 (98%)	114 (95%)	6 (5%)	0	100	100
28	P	111/115 (96%)	106 (96%)	5 (4%)	0	100	100
29	6	100/105 (95%)	97 (97%)	3 (3%)	0	100	100
30	H	147/149 (99%)	133 (90%)	14 (10%)	0	100	100
31	F	175/179 (98%)	162 (93%)	13 (7%)	0	100	100
All	All	3554/3735 (95%)	3325 (94%)	229 (6%)	0	100	100

There are no Ramachandran outliers to report.

5.3.2 Protein sidechains [i](#)

In the following table, the Percentiles column shows the percent sidechain outliers of the chain as a percentile score with respect to all PDB entries followed by that with respect to all EM entries.

The Analysed column shows the number of residues for which the sidechain conformation was analysed, and the total number of residues.

Mol	Chain	Analysed	Rotameric	Outliers	Percentiles	
3	9P	273/321 (85%)	272 (100%)	1 (0%)	91	96
4	b	43/62 (69%)	42 (98%)	1 (2%)	50	77
5	C	216/218 (99%)	214 (99%)	2 (1%)	78	90
6	D	164/164 (100%)	163 (99%)	1 (1%)	86	94
7	E	165/165 (100%)	165 (100%)	0	100	100
8	G	137/138 (99%)	136 (99%)	1 (1%)	84	93
9	J	116/116 (100%)	116 (100%)	0	100	100
10	L	102/103 (99%)	101 (99%)	1 (1%)	76	88
11	N	100/103 (97%)	100 (100%)	0	100	100
12	O	86/87 (99%)	86 (100%)	0	100	100
13	Q	89/90 (99%)	89 (100%)	0	100	100
14	R	84/84 (100%)	84 (100%)	0	100	100
15	S	93/93 (100%)	93 (100%)	0	100	100
16	T	80/84 (95%)	80 (100%)	0	100	100
17	U	83/85 (98%)	83 (100%)	0	100	100
18	V	78/78 (100%)	77 (99%)	1 (1%)	69	86
19	W	56/63 (89%)	56 (100%)	0	100	100
20	X	67/68 (98%)	66 (98%)	1 (2%)	65	84
21	Y	55/55 (100%)	54 (98%)	1 (2%)	59	81
22	Z	48/49 (98%)	48 (100%)	0	100	100
23	0	47/48 (98%)	47 (100%)	0	100	100
24	1	45/49 (92%)	45 (100%)	0	100	100
25	2	38/38 (100%)	38 (100%)	0	100	100
26	I	109/110 (99%)	108 (99%)	1 (1%)	78	90
27	K	103/104 (99%)	103 (100%)	0	100	100
28	P	98/100 (98%)	98 (100%)	0	100	100
29	6	88/91 (97%)	88 (100%)	0	100	100
30	H	114/114 (100%)	114 (100%)	0	100	100
31	F	148/150 (99%)	147 (99%)	1 (1%)	84	93
All	All	2925/3030 (96%)	2913 (100%)	12 (0%)	91	96

All (12) residues with a non-rotameric sidechain are listed below:

Mol	Chain	Res	Type
3	9P	52	ASN
4	b	23	LYS
5	C	96	LYS
5	C	124	LYS
6	D	128	ARG
8	G	72	ASN
10	L	129	LYS
18	V	21	ARG
20	X	2	ARG
21	Y	20	ASN
26	I	81	LYS
31	F	32	LYS

Sometimes sidechains can be flipped to improve hydrogen bonding and reduce clashes. All (10) such sidechains are listed below:

Mol	Chain	Res	Type
3	9P	52	ASN
6	D	32	ASN
9	J	80	HIS
10	L	4	ASN
17	U	65	GLN
17	U	68	ASN
18	V	80	HIS
19	W	36	GLN
27	K	3	GLN
30	H	135	HIS

5.3.3 RNA [i](#)

Mol	Chain	Analysed	Backbone Outliers	Pucker Outliers
1	A	2899/2919 (99%)	436 (15%)	14 (0%)
2	B	118/119 (99%)	18 (15%)	0
All	All	3017/3038 (99%)	454 (15%)	14 (0%)

All (454) RNA backbone outliers are listed below:

Mol	Chain	Res	Type
1	A	10	A
1	A	12	U
1	A	14	A
1	A	27	G

Continued on next page...

Continued from previous page...

Mol	Chain	Res	Type
1	A	28	A
1	A	34	U
1	A	35	G
1	A	46	G
1	A	51	G
1	A	63	A
1	A	71	A
1	A	74	A
1	A	75	G
1	A	103	A
1	A	110	G
1	A	118	A
1	A	120	U
1	A	125	A
1	A	126	A
1	A	138	U
1	A	139	U
1	A	140	C
1	A	141	G
1	A	142	A
1	A	144	A
1	A	160	A
1	A	181	A
1	A	196	A
1	A	199	A
1	A	216	A
1	A	221	A
1	A	222	A
1	A	230	G
1	A	248	G
1	A	255	A
1	A	266	G
1	A	267	C
1	A	272	A
1	A	278	A
1	A	302	C
1	A	311	A
1	A	329	G
1	A	330	A
1	A	331	C
1	A	352	A
1	A	353	C

Continued on next page...

Continued from previous page...

Mol	Chain	Res	Type
1	A	361	G
1	A	367	G
1	A	371	A
1	A	372	G
1	A	384	A
1	A	386	G
1	A	396	G
1	A	405	U
1	A	411	G
1	A	424	G
1	A	430	A
1	A	435	C
1	A	451	U
1	A	456	C
1	A	480	A
1	A	481	G
1	A	491	G
1	A	496	G
1	A	504	A
1	A	505	A
1	A	518	G
1	A	532	A
1	A	533	G
1	A	544	C
1	A	545	U
1	A	546	U
1	A	547	A
1	A	548	G
1	A	550	C
1	A	563	A
1	A	568	U
1	A	573	U
1	A	575	A
1	A	586	A
1	A	603	A
1	A	613	A
1	A	615	U
1	A	616	A
1	A	621	A
1	A	627	A
1	A	631	A
1	A	637	A

Continued on next page...

Continued from previous page...

Mol	Chain	Res	Type
1	A	645	C
1	A	647	G
1	A	654	A
1	A	655	A
1	A	686	U
1	A	705	A
1	A	726	G
1	A	729	G
1	A	730	A
1	A	747	U
1	A	764	A
1	A	770	G
1	A	775	G
1	A	776	G
1	A	782	A
1	A	784	G
1	A	785	G
1	A	789	A
1	A	791	C
1	A	792	A
1	A	805	G
1	A	812	C
1	A	819	A
1	A	827	U
1	A	829	A
1	A	830	G
1	A	845	A
1	A	846	U
1	A	847	U
1	A	857	G
1	A	858	G
1	A	860	U
1	A	866	A
1	A	878	A
1	A	879	G
1	A	885	C
1	A	896	A
1	A	910	A
1	A	915	C
1	A	931	U
1	A	941	A
1	A	946	C

Continued on next page...

Continued from previous page...

Mol	Chain	Res	Type
1	A	953	G
1	A	961	C
1	A	965	C
1	A	973	A
1	A	974	G
1	A	980	A
1	A	983	A
1	A	985	C
1	A	995	C
1	A	996	A
1	A	1009	A
1	A	1010	A
1	A	1012	U
1	A	1013	C
1	A	1017	G
1	A	1022	G
1	A	1026	G
1	A	1027	A
1	A	1033	U
1	A	1040	A
1	A	1046	A
1	A	1047	G
1	A	1057	A
1	A	1059	G
1	A	1060	U
1	A	1061	U
1	A	1063	G
1	A	1065	U
1	A	1066	U
1	A	1067	A
1	A	1070	A
1	A	1071	G
1	A	1072	C
1	A	1073	A
1	A	1074	G
1	A	1075	C
1	A	1081	U
1	A	1082	U
1	A	1083	U
1	A	1087	G
1	A	1089	A
1	A	1092	C

Continued on next page...

Continued from previous page...

Mol	Chain	Res	Type
1	A	1093	G
1	A	1098	A
1	A	1099	G
1	A	1104	C
1	A	1111	A
1	A	1112	G
1	A	1130	U
1	A	1132	U
1	A	1133	A
1	A	1135	C
1	A	1136	G
1	A	1142	A
1	A	1168	G
1	A	1171	G
1	A	1173	U
1	A	1174	U
1	A	1175	A
1	A	1176	U
1	A	1180	U
1	A	1181	U
1	A	1212	G
1	A	1224	U
1	A	1225	G
1	A	1236	G
1	A	1238	G
1	A	1253	A
1	A	1256	G
1	A	1266	G
1	A	1272	A
1	A	1300	G
1	A	1301	A
1	A	1314	C
1	A	1325	U
1	A	1329	U
1	A	1341	G
1	A	1345	C
1	A	1360	G
1	A	1365	A
1	A	1378	A
1	A	1379	U
1	A	1416	G
1	A	1419	A

Continued on next page...

Continued from previous page...

Mol	Chain	Res	Type
1	A	1435	G
1	A	1452	G
1	A	1458	U
1	A	1461	C
1	A	1482	G
1	A	1493	C
1	A	1496	A
1	A	1497	U
1	A	1504	A
1	A	1509	A
1	A	1510	G
1	A	1515	A
1	A	1523	U
1	A	1532	A
1	A	1533	C
1	A	1534	U
1	A	1535	A
1	A	1555	G
1	A	1566	A
1	A	1569	A
1	A	1578	U
1	A	1583	A
1	A	1585	C
1	A	1599	U
1	A	1603	A
1	A	1607	C
1	A	1608	A
1	A	1619	G
1	A	1634	A
1	A	1646	C
1	A	1647	U
1	A	1648	U
1	A	1652	A
1	A	1674	G
1	A	1715	G
1	A	1729	U
1	A	1730	C
1	A	1732	C
1	A	1736	U
1	A	1738	G
1	A	1754	A
1	A	1757	A

Continued on next page...

Continued from previous page...

Mol	Chain	Res	Type
1	A	1764	C
1	A	1773	A
1	A	1781	U
1	A	1800	C
1	A	1808	A
1	A	1816	C
1	A	1829	A
1	A	1835	G
1	A	1870	C
1	A	1908	C
1	A	1909	C
1	A	1914	C
1	A	1919	A
1	A	1925	C
1	A	1929	G
1	A	1930	G
1	A	1931	U
1	A	1937	A
1	A	1938	A
1	A	1943	U
1	A	1955	U
1	A	1965	C
1	A	1967	C
1	A	1970	A
1	A	1971	U
1	A	1972	G
1	A	1991	U
1	A	1992	G
1	A	1993	U
1	A	1997	C
1	A	2022	U
1	A	2023	C
1	A	2025	C
1	A	2031	A
1	A	2033	A
1	A	2043	C
1	A	2052	A
1	A	2055	C
1	A	2059	A
1	A	2061	G
1	A	2062	A
1	A	2063	C

Continued on next page...

Continued from previous page...

Mol	Chain	Res	Type
1	A	2064	C
1	A	2068	U
1	A	2069	G
1	A	2070	A
1	A	2072	C
1	A	2093	G
1	A	2095	A
1	A	2107	G
1	A	2110	G
1	A	2111	U
1	A	2112	G
1	A	2116	G
1	A	2117	A
1	A	2118	U
1	A	2119	A
1	A	2122	U
1	A	2123	G
1	A	2126	A
1	A	2128	G
1	A	2131	U
1	A	2132	U
1	A	2133	G
1	A	2136	G
1	A	2146	C
1	A	2148	G
1	A	2157	G
1	A	2158	A
1	A	2164	C
1	A	2165	C
1	A	2170	A
1	A	2171	A
1	A	2172	U
1	A	2173	A
1	A	2178	C
1	A	2187	U
1	A	2198	A
1	A	2199	A
1	A	2204	G
1	A	2211	A
1	A	2225	A
1	A	2226	C
1	A	2238	G

Continued on next page...

Continued from previous page...

Mol	Chain	Res	Type
1	A	2239	G
1	A	2249	U
1	A	2274	A
1	A	2275	C
1	A	2283	C
1	A	2287	A
1	A	2288	A
1	A	2297	A
1	A	2305	U
1	A	2308	G
1	A	2318	G
1	A	2319	G
1	A	2321	U
1	A	2322	A
1	A	2325	G
1	A	2327	A
1	A	2333	A
1	A	2335	A
1	A	2336	A
1	A	2357	G
1	A	2372	U
1	A	2383	G
1	A	2385	C
1	A	2402	U
1	A	2406	A
1	A	2425	A
1	A	2426	A
1	A	2428	G
1	A	2429	G
1	A	2430	A
1	A	2435	A
1	A	2441	U
1	A	2445	G
1	A	2447	G
1	A	2448	A
1	A	2449	U
1	A	2450	A
1	A	2456	C
1	A	2459	A
1	A	2476	A
1	A	2491	U
1	A	2492	U

Continued on next page...

Continued from previous page...

Mol	Chain	Res	Type
1	A	2513	A
1	A	2518	A
1	A	2520	C
1	A	2529	G
1	A	2535	G
1	A	2554	U
1	A	2564	A
1	A	2566	A
1	A	2567	G
1	A	2572	A
1	A	2573	C
1	A	2574	G
1	A	2585	U
1	A	2602	A
1	A	2603	G
1	A	2609	U
1	A	2610	C
1	A	2613	U
1	A	2615	U
1	A	2629	U
1	A	2630	G
1	A	2636	C
1	A	2639	A
1	A	2646	C
1	A	2656	U
1	A	2662	A
1	A	2682	A
1	A	2689	U
1	A	2690	U
1	A	2714	G
1	A	2726	A
1	A	2729	G
1	A	2733	A
1	A	2744	G
1	A	2748	A
1	A	2757	A
1	A	2765	A
1	A	2778	A
1	A	2780	G
1	A	2791	G
1	A	2798	U
1	A	2818	U

Continued on next page...

Continued from previous page...

Mol	Chain	Res	Type
1	A	2820	A
1	A	2825	G
1	A	2835	A
1	A	2849	U
1	A	2850	A
1	A	2867	G
1	A	2872	A
1	A	2873	A
1	A	2880	C
1	A	2884	U
1	A	2885	G
1	A	2886	A
2	B	2	G
2	B	15	A
2	B	23	G
2	B	24	G
2	B	35	C
2	B	36	C
2	B	37	C
2	B	39	A
2	B	41	G
2	B	42	C
2	B	43	C
2	B	44	G
2	B	52	A
2	B	87	U
2	B	89	U
2	B	90	C
2	B	99	A
2	B	109	A

All (14) RNA pucker outliers are listed below:

Mol	Chain	Res	Type
1	A	271	G
1	A	404	A
1	A	479	A
1	A	995	C
1	A	1224	U
1	A	1328	A
1	A	1378	A
1	A	1606	C

Continued on next page...

Continued from previous page...

Mol	Chain	Res	Type
1	A	2058	A
1	A	2127	G
1	A	2273	A
1	A	2425	A
1	A	2573	C
1	A	2756	U

5.4 Non-standard residues in protein, DNA, RNA chains [i](#)

There are no non-standard protein/DNA/RNA residues in this entry.

5.5 Carbohydrates [i](#)

There are no monosaccharides in this entry.

5.6 Ligand geometry [i](#)

Of 2 ligands modelled in this entry, 2 are monoatomic - leaving 0 for Mogul analysis.

There are no bond length outliers.

There are no bond angle outliers.

There are no chirality outliers.

There are no torsion outliers.

There are no ring outliers.

No monomer is involved in short contacts.

5.7 Other polymers [i](#)

There are no such residues in this entry.

5.8 Polymer linkage issues [i](#)

There are no chain breaks in this entry.

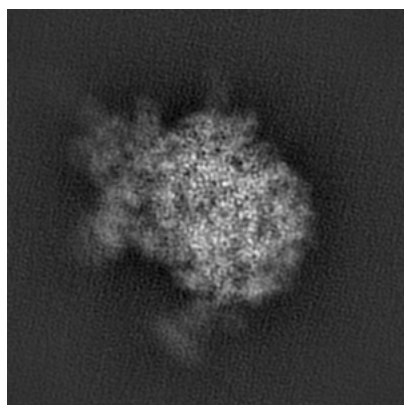
6 Map visualisation [i](#)

This section contains visualisations of the EMDB entry EMD-12216. These allow visual inspection of the internal detail of the map and identification of artifacts.

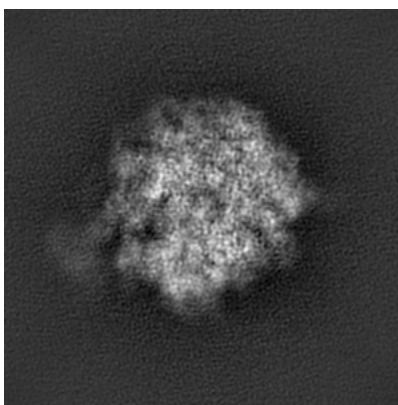
No raw map or half-maps were deposited for this entry and therefore no images, graphs, etc. pertaining to the raw map can be shown.

6.1 Orthogonal projections [i](#)

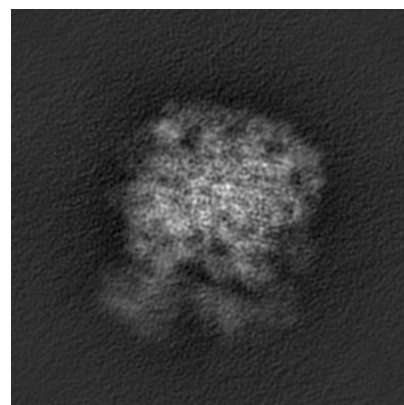
6.1.1 Primary map



X



Y

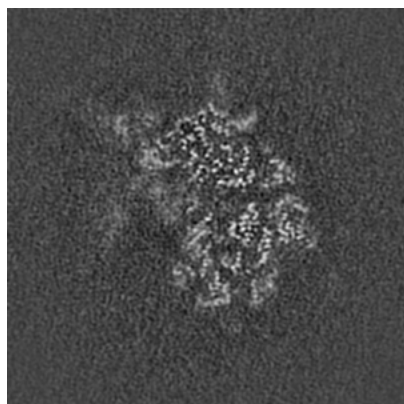


Z

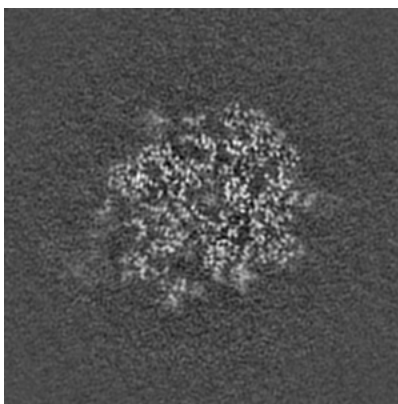
The images above show the map projected in three orthogonal directions.

6.2 Central slices [i](#)

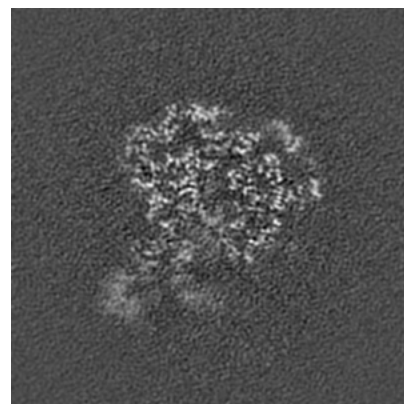
6.2.1 Primary map



X Index: 135



Y Index: 135

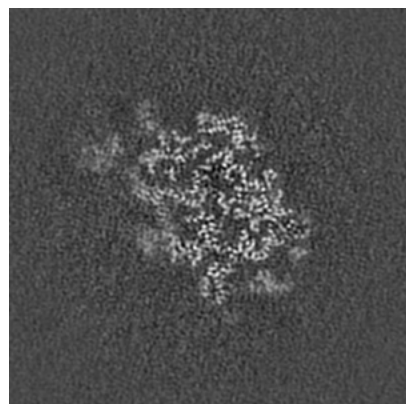


Z Index: 135

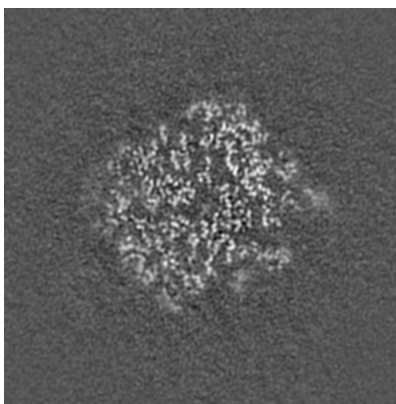
The images above show central slices of the map in three orthogonal directions.

6.3 Largest variance slices [i](#)

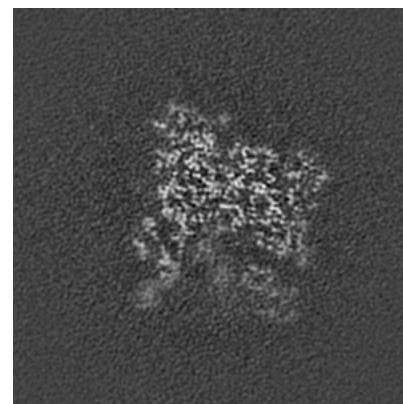
6.3.1 Primary map



X Index: 157



Y Index: 146



Z Index: 151

The images above show the largest variance slices of the map in three orthogonal directions.

6.4 Orthogonal surface views [i](#)

6.4.1 Primary map



X



Y



Z

The images above show the 3D surface view of the map at the recommended contour level 2.5. These images, in conjunction with the slice images, may facilitate assessment of whether an appropriate contour level has been provided.

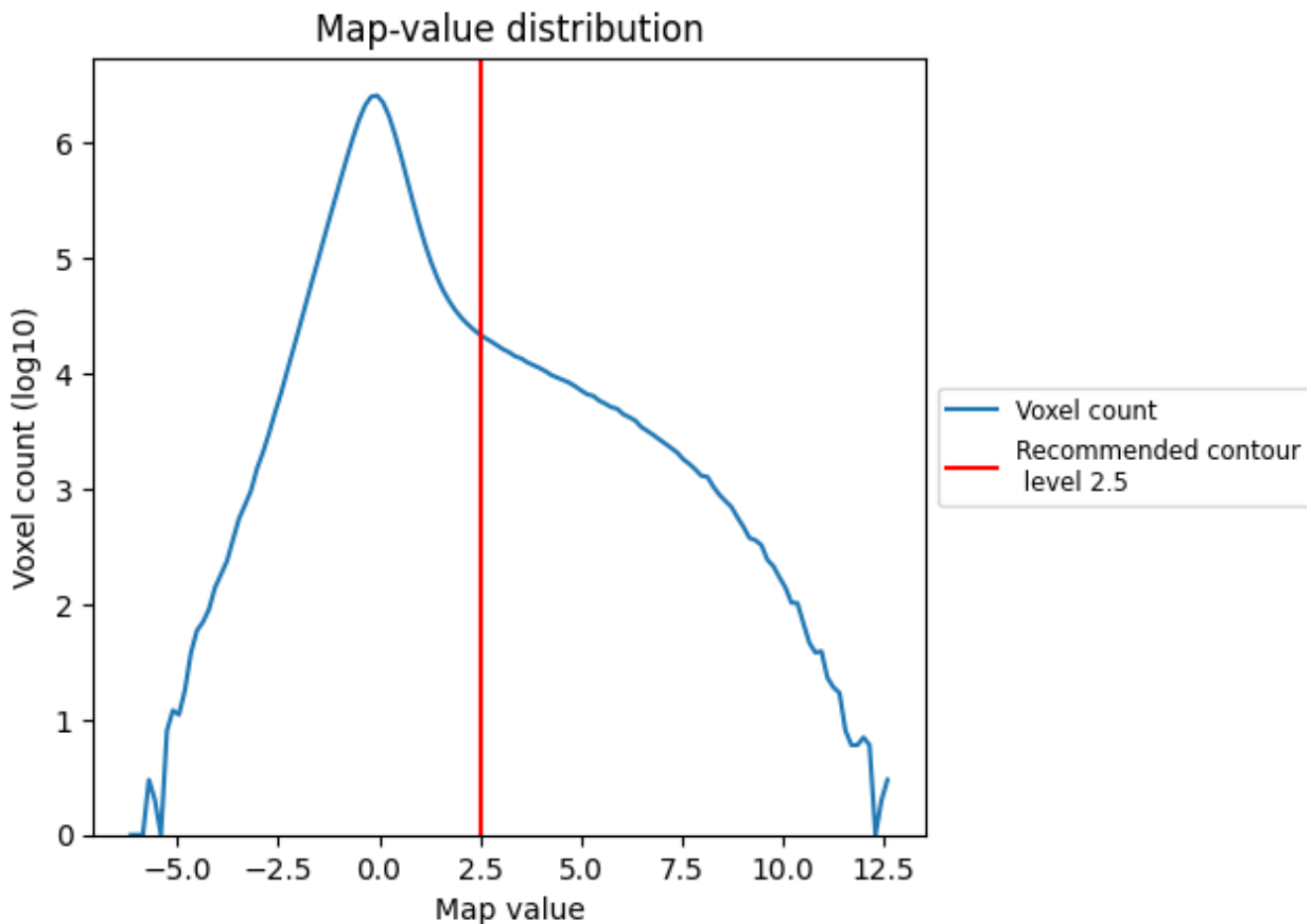
6.5 Mask visualisation

This section was not generated. No masks/segmentation were deposited.

7 Map analysis [i](#)

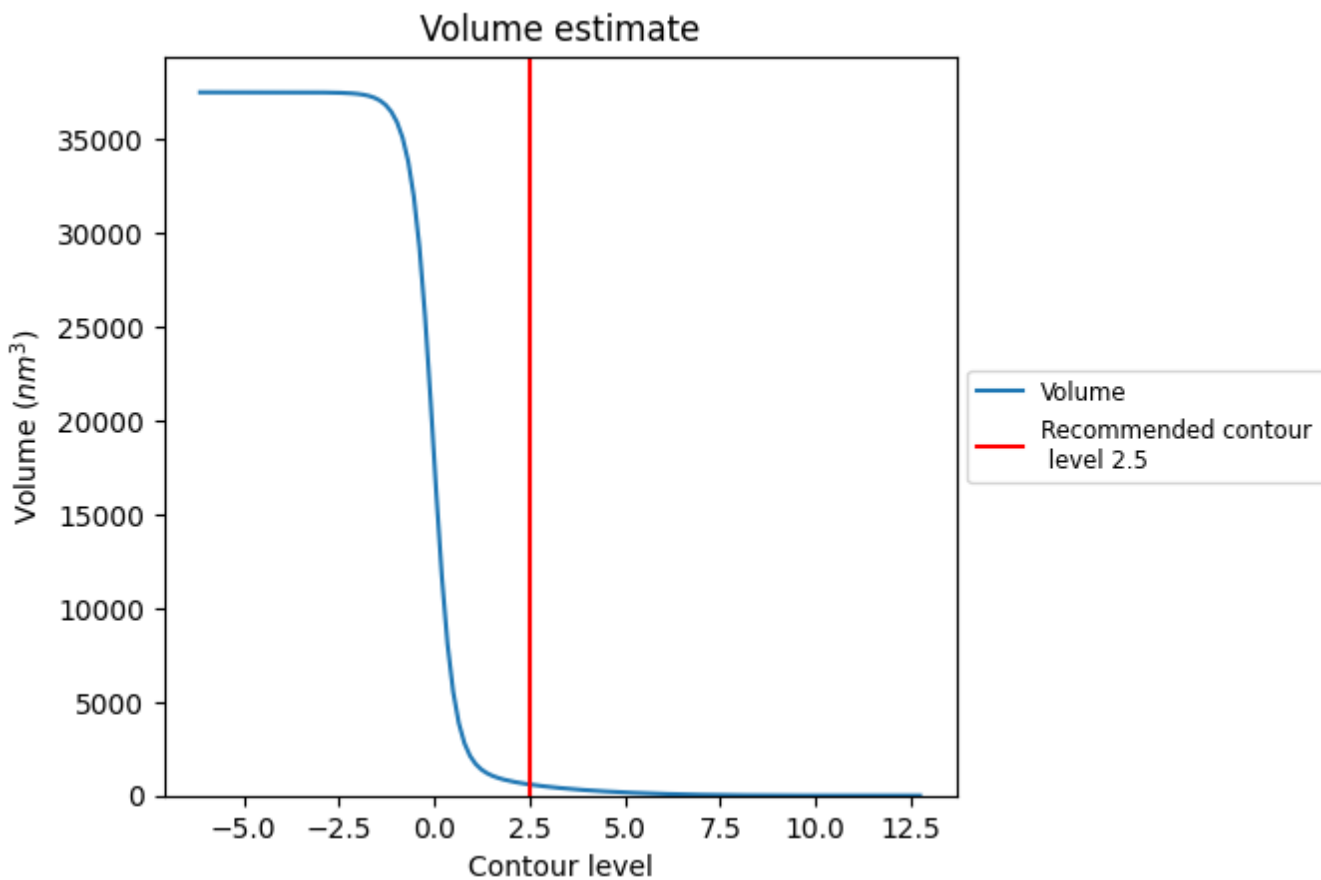
This section contains the results of statistical analysis of the map.

7.1 Map-value distribution [i](#)



The map-value distribution is plotted in 128 intervals along the x-axis. The y-axis is logarithmic. A spike in this graph at zero usually indicates that the volume has been masked.

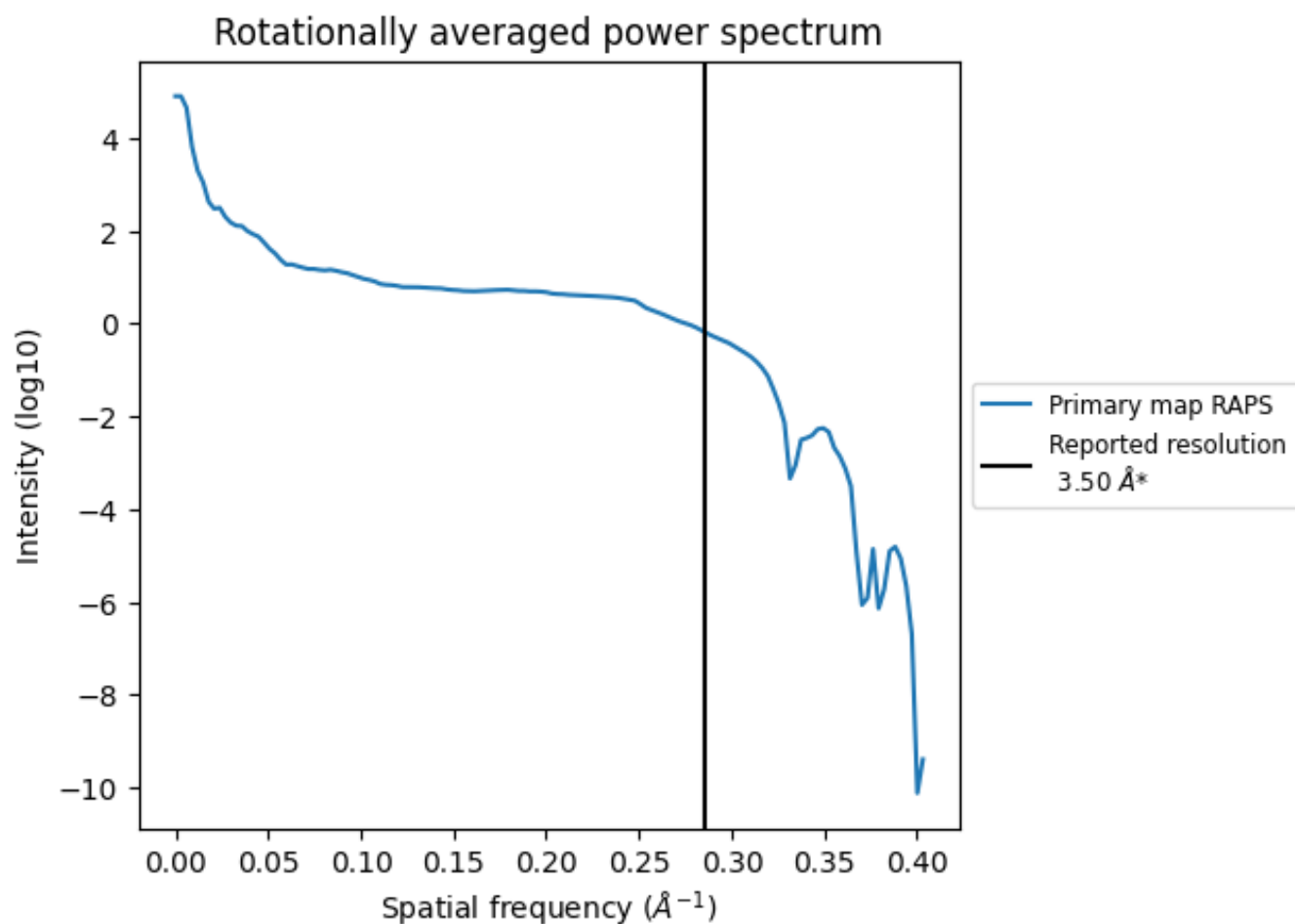
7.2 Volume estimate [i](#)



The volume at the recommended contour level is 594 nm³; this corresponds to an approximate mass of 537 kDa.

The volume estimate graph shows how the enclosed volume varies with the contour level. The recommended contour level is shown as a vertical line and the intersection between the line and the curve gives the volume of the enclosed surface at the given level.

7.3 Rotationally averaged power spectrum i

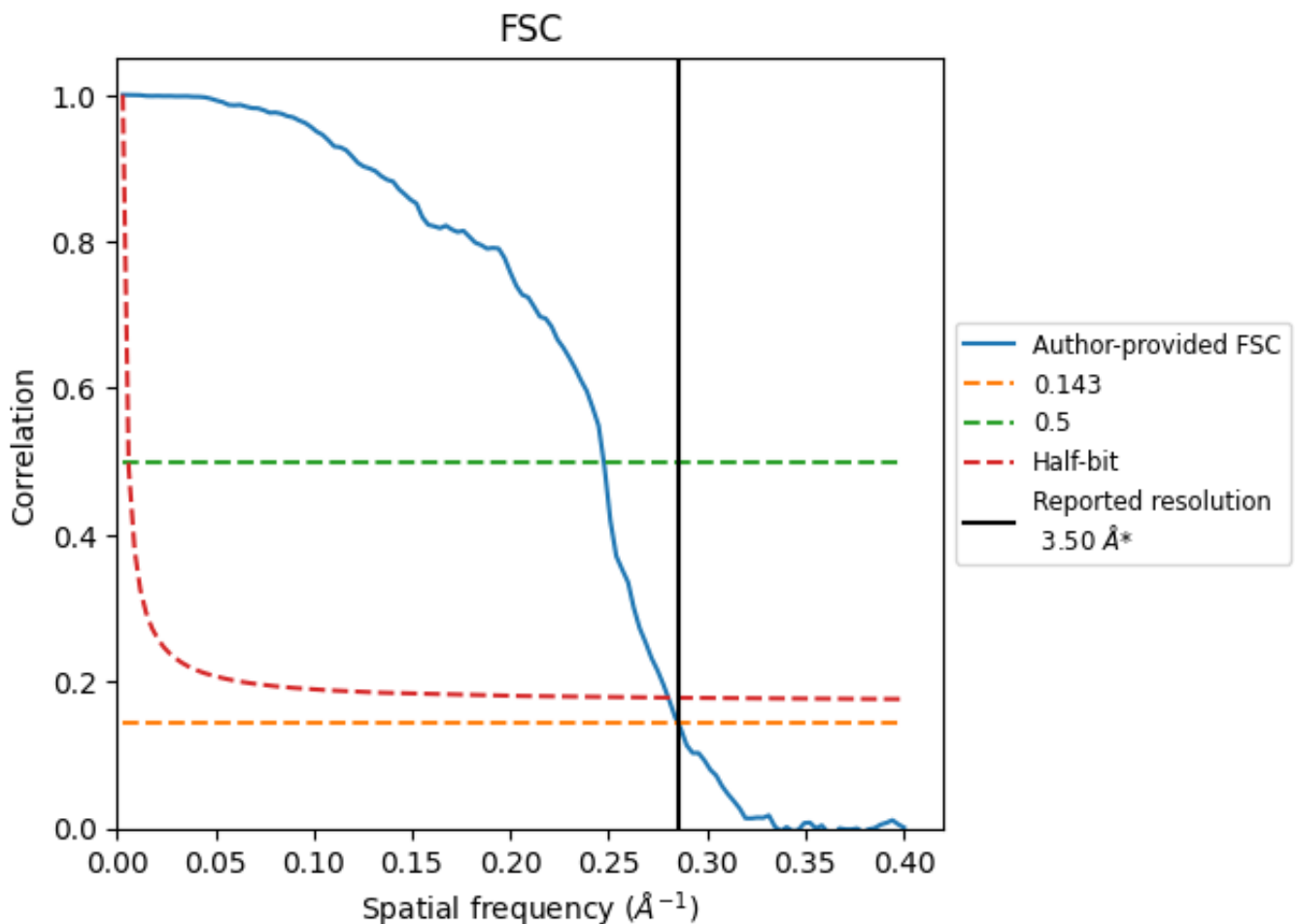


*Reported resolution corresponds to spatial frequency of 0.286 Å⁻¹

8 Fourier-Shell correlation [i](#)

Fourier-Shell Correlation (FSC) is the most commonly used method to estimate the resolution of single-particle and subtomogram-averaged maps. The shape of the curve depends on the imposed symmetry, mask and whether or not the two 3D reconstructions used were processed from a common reference. The reported resolution is shown as a black line. A curve is displayed for the half-bit criterion in addition to lines showing the 0.143 gold standard cut-off and 0.5 cut-off.

8.1 FSC [i](#)



*Reported resolution corresponds to spatial frequency of 0.286 Å⁻¹

8.2 Resolution estimates [i](#)

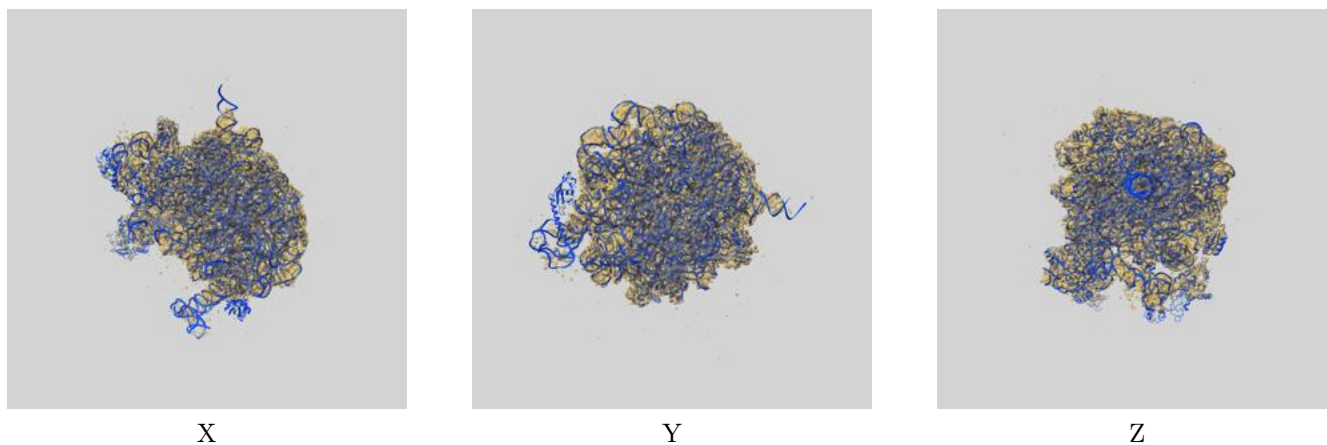
Resolution estimate (Å)	Estimation criterion (FSC cut-off)		
	0.143	0.5	Half-bit
Reported by author	3.50	-	-
Author-provided FSC curve	3.51	4.04	3.57
Unmasked-calculated*	-	-	-

*Resolution estimate based on FSC curve calculated by comparison of deposited half-maps.

9 Map-model fit [i](#)

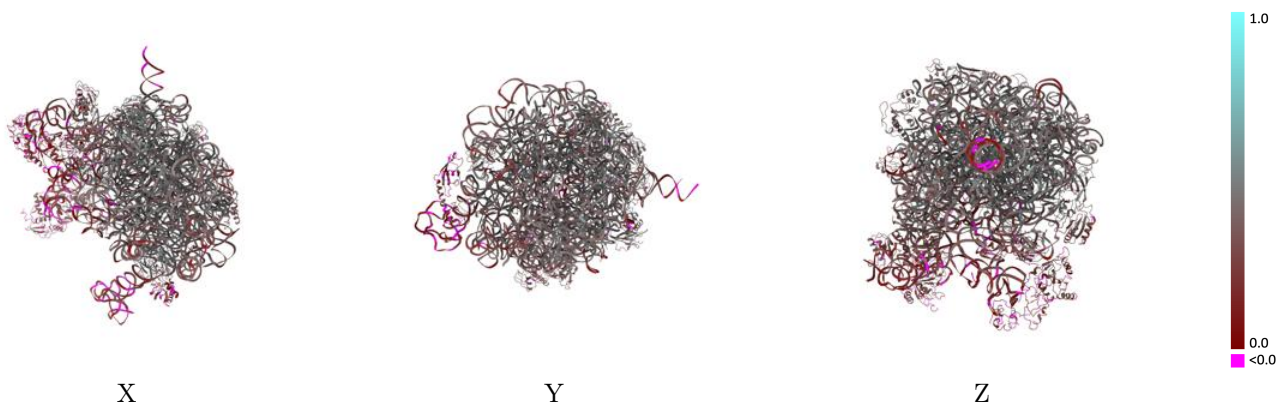
This section contains information regarding the fit between EMDB map EMD-12216 and PDB model 7BL3. Per-residue inclusion information can be found in section 3 on page 10.

9.1 Map-model overlay [i](#)



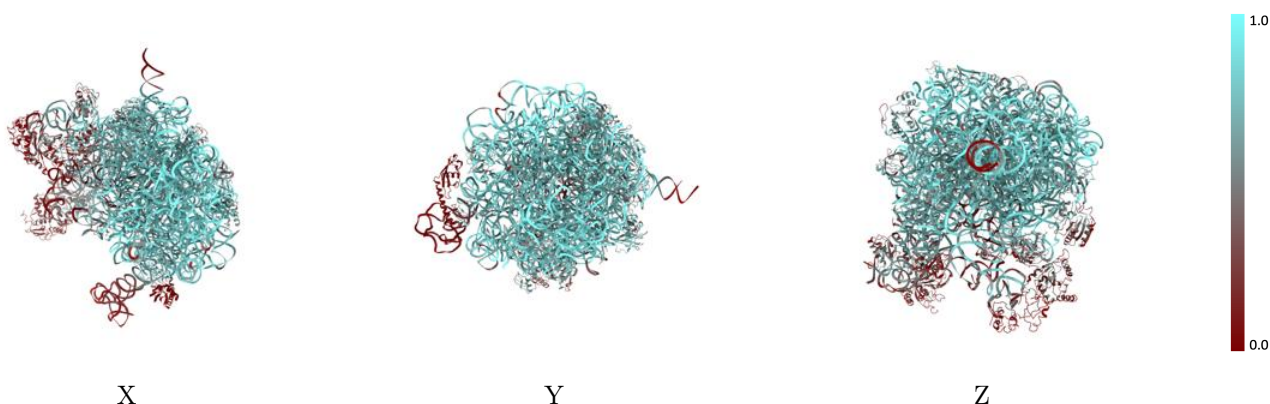
The images above show the 3D surface view of the map at the recommended contour level 2.5 at 50% transparency in yellow overlaid with a ribbon representation of the model coloured in blue. These images allow for the visual assessment of the quality of fit between the atomic model and the map.

9.2 Q-score mapped to coordinate model [i](#)



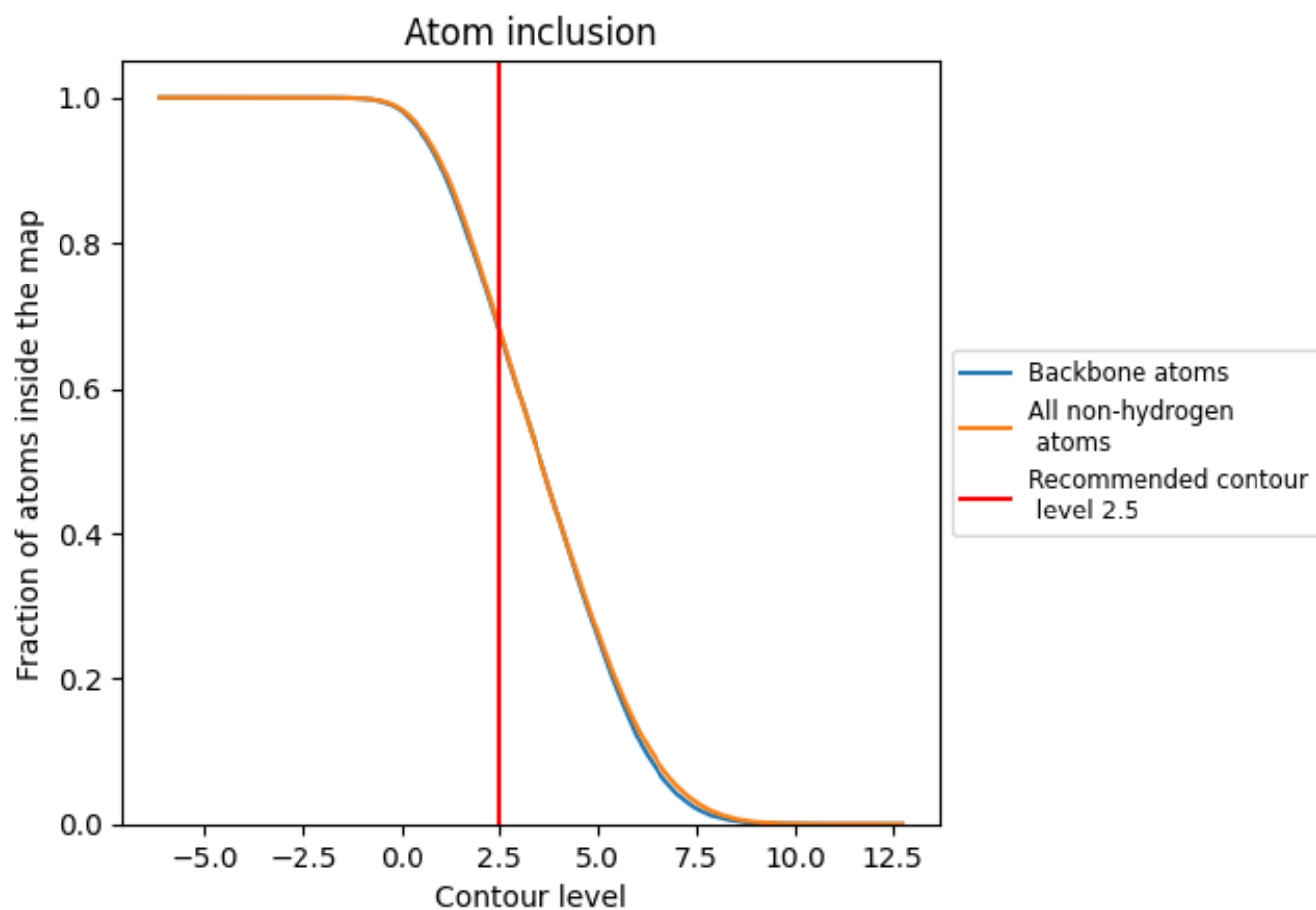
The images above show the model with each residue coloured according to its Q-score. This shows their resolvability in the map with higher Q-score values reflecting better resolvability. Please note: Q-score is calculating the resolvability of atoms, and thus high values are only expected at resolutions at which atoms can be resolved. Low Q-score values may therefore be expected for many entries.

9.3 Atom inclusion mapped to coordinate model [i](#)



The images above show the model with each residue coloured according to its atom inclusion. This shows to what extent they are inside the map at the recommended contour level (2.5).

































































9.4 Atom inclusion [i](#)



At the recommended contour level, 68% of all backbone atoms, 68% of all non-hydrogen atoms, are inside the map.

9.5 Map-model fit summary

The table lists the average atom inclusion at the recommended contour level (2.5) and Q-score for the entire model and for each chain.

Chain	Atom inclusion	Q-score
All	 0.6799	 0.3620
0	 0.6262	 0.4120
1	 0.2618	 0.2880
2	 0.6958	 0.4590
6	 0.3221	 0.3050
9P	 0.3635	 0.2690
A	 0.7658	 0.3710
B	 0.5235	 0.2230
C	 0.7098	 0.4430
D	 0.7016	 0.4530
E	 0.5928	 0.3910
F	 0.1245	 0.1670
G	 0.4418	 0.3140
H	 0.1324	 0.2030
I	 0.0323	 0.1490
J	 0.6836	 0.4460
K	 0.6539	 0.4260
L	 0.5384	 0.3650
N	 0.7256	 0.4500
O	 0.3048	 0.2340
P	 0.6542	 0.4220
Q	 0.7261	 0.4500
R	 0.6662	 0.4280
S	 0.6986	 0.4600
T	 0.6551	 0.4130
U	 0.6519	 0.4100
V	 0.3117	 0.2630
W	 0.5420	 0.3800
X	 0.6506	 0.4340
Y	 0.6298	 0.3870
Z	 0.6362	 0.4270
b	 0.0110	 0.1090

