



Full wwPDB EM Validation Report ⓘ

Sep 7, 2023 – 08:52 pm BST

PDB ID : 8BM1
EMDB ID : EMD-16117
Title : Structure of GroEL:GroES-ATP complex under continuous turnover conditions
Authors : Dhurandhar, M.; Torino, S.; Efremov, R.
Deposited on : 2022-11-10
Resolution : 2.70 Å(reported)

This is a Full wwPDB EM Validation Report for a publicly released PDB entry.

We welcome your comments at validation@mail.wwpdb.org

A user guide is available at

<https://www.wwpdb.org/validation/2017/EMValidationReportHelp>

with specific help available everywhere you see the ⓘ symbol.

The types of validation reports are described at

<http://www.wwpdb.org/validation/2017/FAQs#types>.

The following versions of software and data (see [references ⓘ](#)) were used in the production of this report:

EMDB validation analysis : 0.0.1.dev50
Mogul : 1.8.4, CSD as541be (2020)
MolProbity : 4.02b-467
buster-report : 1.1.7 (2018)
Percentile statistics : 20191225.v01 (using entries in the PDB archive December 25th 2019)
MapQ : 1.9.9
Ideal geometry (proteins) : Engh & Huber (2001)
Ideal geometry (DNA, RNA) : Parkinson et al. (1996)
Validation Pipeline (wwPDB-VP) : 2.35

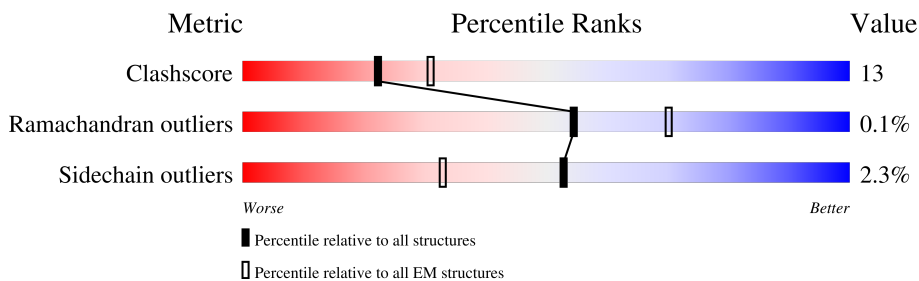
1 Overall quality at a glance

The following experimental techniques were used to determine the structure:

ELECTRON MICROSCOPY

The reported resolution of this entry is 2.70 Å.

Percentile scores (ranging between 0-100) for global validation metrics of the entry are shown in the following graphic. The table shows the number of entries on which the scores are based.






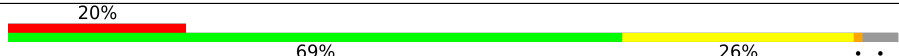
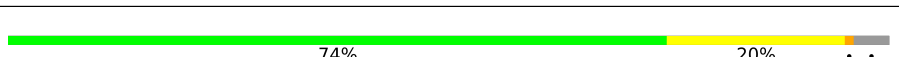
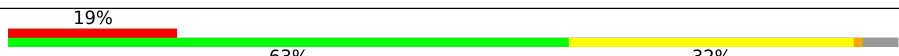
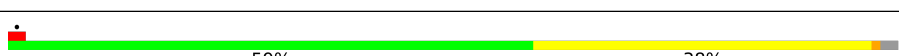
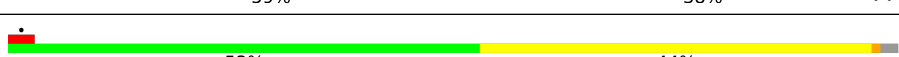

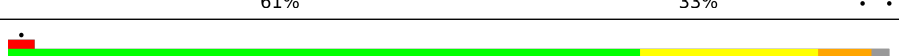
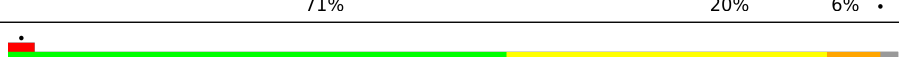


Metric	Whole archive (#Entries)	EM structures (#Entries)
Clashscore	158937	4297
Ramachandran outliers	154571	4023
Sidechain outliers	154315	3826

The table below summarises the geometric issues observed across the polymeric chains and their fit to the map. The red, orange, yellow and green segments of the bar indicate the fraction of residues that contain outliers for ≥ 3 , 2, 1 and 0 types of geometric quality criteria respectively. A grey segment represents the fraction of residues that are not modelled. The numeric value for each fraction is indicated below the corresponding segment, with a dot representing fractions $\leq 5\%$. The upper red bar (where present) indicates the fraction of residues that have poor fit to the EM map (all-atom inclusion $< 40\%$). The numeric value is given above the bar.

Mol	Chain	Length	Quality of chain
1	A	548	
1	C	548	
1	D	548	
1	F	548	
1	G	548	
1	H	548	
1	I	548	
1	K	548	

Continued on next page...

Continued from previous page...

Mol	Chain	Length	Quality of chain
1	L	548	
1	N	548	
1	O	548	
1	Q	548	
1	R	548	
1	T	548	
2	B	98	
2	E	98	
2	J	98	
2	M	98	
2	P	98	
2	S	98	
2	W	98	

2 Entry composition i

There are 6 unique types of molecules in this entry. The entry contains 61416 atoms, of which 0 are hydrogens and 0 are deuteriums.

In the tables below, the AltConf column contains the number of residues with at least one atom in alternate conformation and the Trace column contains the number of residues modelled with at most 2 atoms.

- Molecule 1 is a protein called Chaperonin GroEL.

Mol	Chain	Residues	Atoms					AltConf	Trace
			Total	C	N	O	S		
1	I	524	3851	2395	665	771	20	0	0
1	G	524	3849	2392	665	772	20	0	1
1	A	524	3851	2395	665	771	20	0	0
1	C	524	3849	2392	665	772	20	0	1
1	D	524	3851	2395	665	771	20	0	0
1	F	524	3849	2392	665	772	20	0	1
1	H	524	3851	2395	665	771	20	0	0
1	K	524	3849	2392	665	772	20	0	1
1	L	524	3851	2395	665	771	20	0	0
1	N	524	3849	2392	665	772	20	0	1
1	O	524	3851	2395	665	771	20	0	0
1	Q	524	3849	2392	665	772	20	0	1
1	R	524	3851	2395	665	771	20	0	0
1	T	524	3849	2392	665	772	20	0	1

- Molecule 2 is a protein called Co-chaperonin GroES.

Mol	Chain	Residues	Atoms					AltConf	Trace
			Total	C	N	O	S		
2	W	96	714	444	125	144	1	0	0

Continued on next page...

Continued from previous page...

Mol	Chain	Residues	Atoms					AltConf	Trace
			Total	C	N	O	S		
2	B	96	Total 714	C 444	N 125	O 144	S 1	0	0
2	E	96	Total 714	C 444	N 125	O 144	S 1	0	0
2	J	96	Total 714	C 444	N 125	O 144	S 1	0	0
2	M	96	Total 714	C 444	N 125	O 144	S 1	0	0
2	P	96	Total 714	C 444	N 125	O 144	S 1	0	0
2	S	96	Total 714	C 444	N 125	O 144	S 1	0	0

There are 14 discrepancies between the modelled and reference sequences:

Chain	Residue	Modelled	Actual	Comment	Reference
W	0	MET	-	initiating methionine	UNP P0A6F9
W	1	ALA	-	expression tag	UNP P0A6F9
B	0	MET	-	initiating methionine	UNP P0A6F9
B	1	ALA	-	expression tag	UNP P0A6F9
E	0	MET	-	initiating methionine	UNP P0A6F9
E	1	ALA	-	expression tag	UNP P0A6F9
J	0	MET	-	initiating methionine	UNP P0A6F9
J	1	ALA	-	expression tag	UNP P0A6F9
M	0	MET	-	initiating methionine	UNP P0A6F9
M	1	ALA	-	expression tag	UNP P0A6F9
P	0	MET	-	initiating methionine	UNP P0A6F9
P	1	ALA	-	expression tag	UNP P0A6F9
S	0	MET	-	initiating methionine	UNP P0A6F9
S	1	ALA	-	expression tag	UNP P0A6F9

- Molecule 3 is MAGNESIUM ION (three-letter code: MG) (formula: Mg).

Mol	Chain	Residues	Atoms	AltConf
3	I	1	Total Mg 1 1	0
3	G	1	Total Mg 1 1	0
3	A	1	Total Mg 1 1	0
3	C	1	Total Mg 1 1	0

Continued on next page...

Continued from previous page...

Mol	Chain	Residues	Atoms	AltConf
3	D	1	Total Mg 1 1	0
3	F	1	Total Mg 1 1	0
3	H	1	Total Mg 1 1	0
3	K	1	Total Mg 1 1	0
3	L	1	Total Mg 1 1	0
3	N	1	Total Mg 1 1	0
3	O	1	Total Mg 1 1	0
3	Q	1	Total Mg 1 1	0
3	R	1	Total Mg 1 1	0
3	T	1	Total Mg 1 1	0

- Molecule 4 is POTASSIUM ION (three-letter code: K) (formula: K).

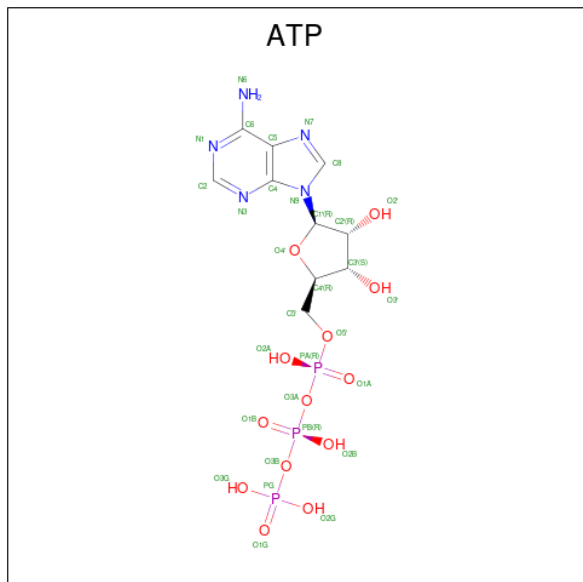
Mol	Chain	Residues	Atoms	AltConf
4	I	1	Total K 1 1	0
4	G	1	Total K 1 1	0
4	A	1	Total K 1 1	0
4	C	1	Total K 1 1	0
4	D	1	Total K 1 1	0
4	F	1	Total K 1 1	0
4	H	1	Total K 1 1	0
4	K	1	Total K 1 1	0
4	L	1	Total K 1 1	0

Continued on next page...

Continued from previous page...

Mol	Chain	Residues	Atoms		AltConf
4	N	1	Total	K	0
			1	1	
4	O	1	Total	K	0
			1	1	
4	Q	1	Total	K	0
			1	1	
4	R	1	Total	K	0
			1	1	
4	T	1	Total	K	0
			1	1	

- Molecule 5 is ADENOSINE-5'-TRIPHOSPHATE (three-letter code: ATP) (formula: $C_{10}H_{16}N_5O_{13}P_3$).



Mol	Chain	Residues	Atoms				AltConf	
5	I	1	Total	C	N	O	P	0
			31	10	5	13	3	
5	G	1	Total	C	N	O	P	0
			31	10	5	13	3	
5	A	1	Total	C	N	O	P	0
			31	10	5	13	3	
5	C	1	Total	C	N	O	P	0
			31	10	5	13	3	
5	D	1	Total	C	N	O	P	0
			31	10	5	13	3	
5	F	1	Total	C	N	O	P	0
			31	10	5	13	3	

Continued on next page...

Continued from previous page...

Mol	Chain	Residues	Atoms					AltConf
5	H	1	Total	C	N	O	P	0
			31	10	5	13	3	
5	K	1	Total	C	N	O	P	0
			31	10	5	13	3	
5	L	1	Total	C	N	O	P	0
			31	10	5	13	3	
5	N	1	Total	C	N	O	P	0
			31	10	5	13	3	
5	O	1	Total	C	N	O	P	0
			31	10	5	13	3	
5	Q	1	Total	C	N	O	P	0
			31	10	5	13	3	
5	R	1	Total	C	N	O	P	0
			31	10	5	13	3	
5	T	1	Total	C	N	O	P	0
			31	10	5	13	3	

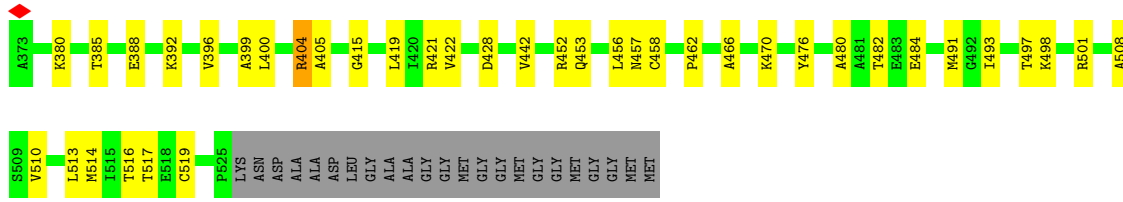
- Molecule 6 is water.

Mol	Chain	Residues	Atoms		AltConf
6	I	179	Total	O	0
			179	179	
6	W	2	Total	O	0
			2	2	
6	G	112	Total	O	0
			112	112	
6	A	180	Total	O	0
			180	180	
6	B	4	Total	O	0
			4	4	
6	C	115	Total	O	0
			115	115	
6	D	169	Total	O	0
			169	169	
6	E	3	Total	O	0
			3	3	
6	F	107	Total	O	0
			107	107	
6	H	181	Total	O	0
			181	181	
6	J	6	Total	O	0
			6	6	

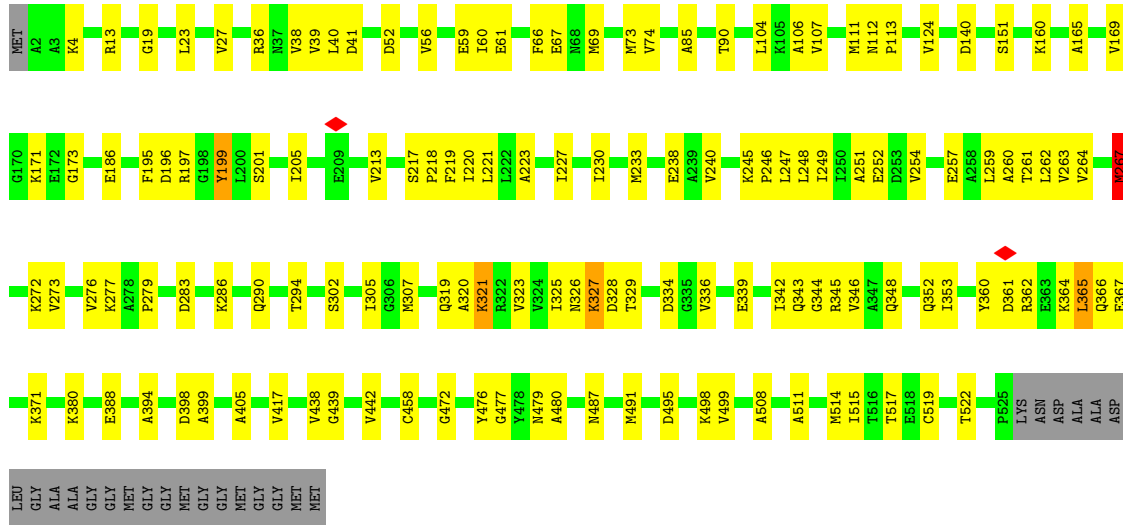
Continued on next page...

Continued from previous page...

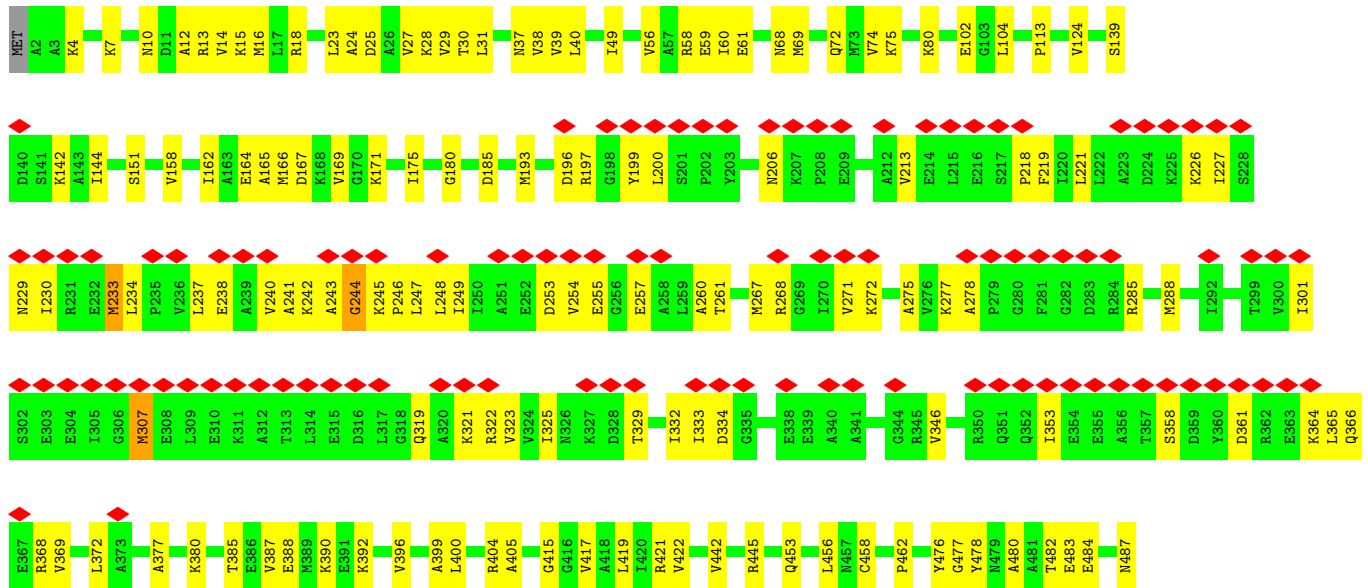
Mol	Chain	Residues	Atoms		AltConf
6	K	104	Total 104	O 104	0
6	L	155	Total 155	O 155	0
6	M	4	Total 4	O 4	0
6	N	120	Total 120	O 120	0
6	O	177	Total 177	O 177	0
6	P	4	Total 4	O 4	0
6	Q	114	Total 114	O 114	0
6	R	178	Total 178	O 178	0
6	S	4	Total 4	O 4	0
6	T	138	Total 138	O 138	0

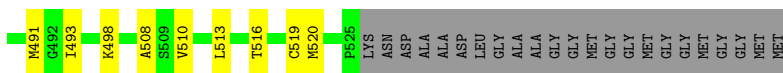


• Molecule 1: Chaperonin GroEL

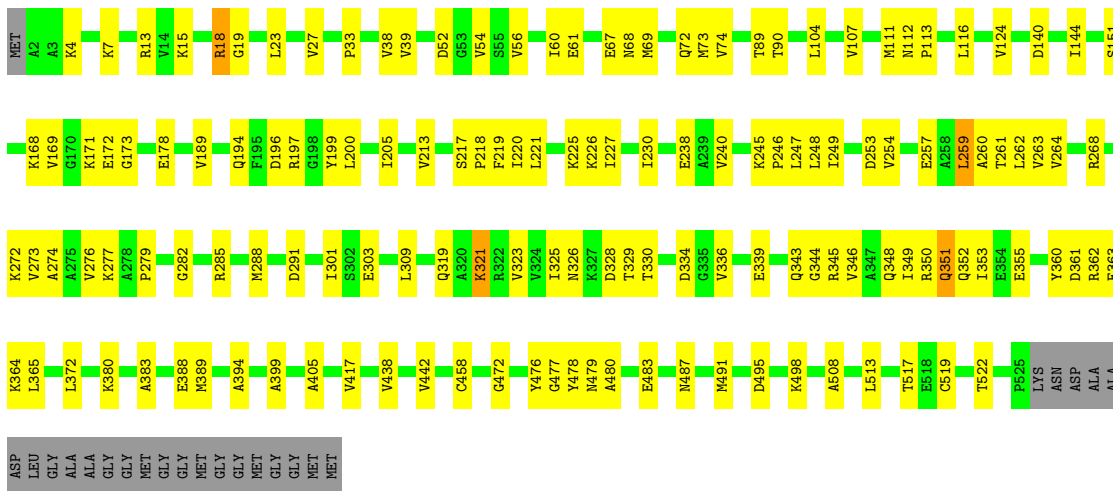


• Molecule 1: Chaperonin GroEL

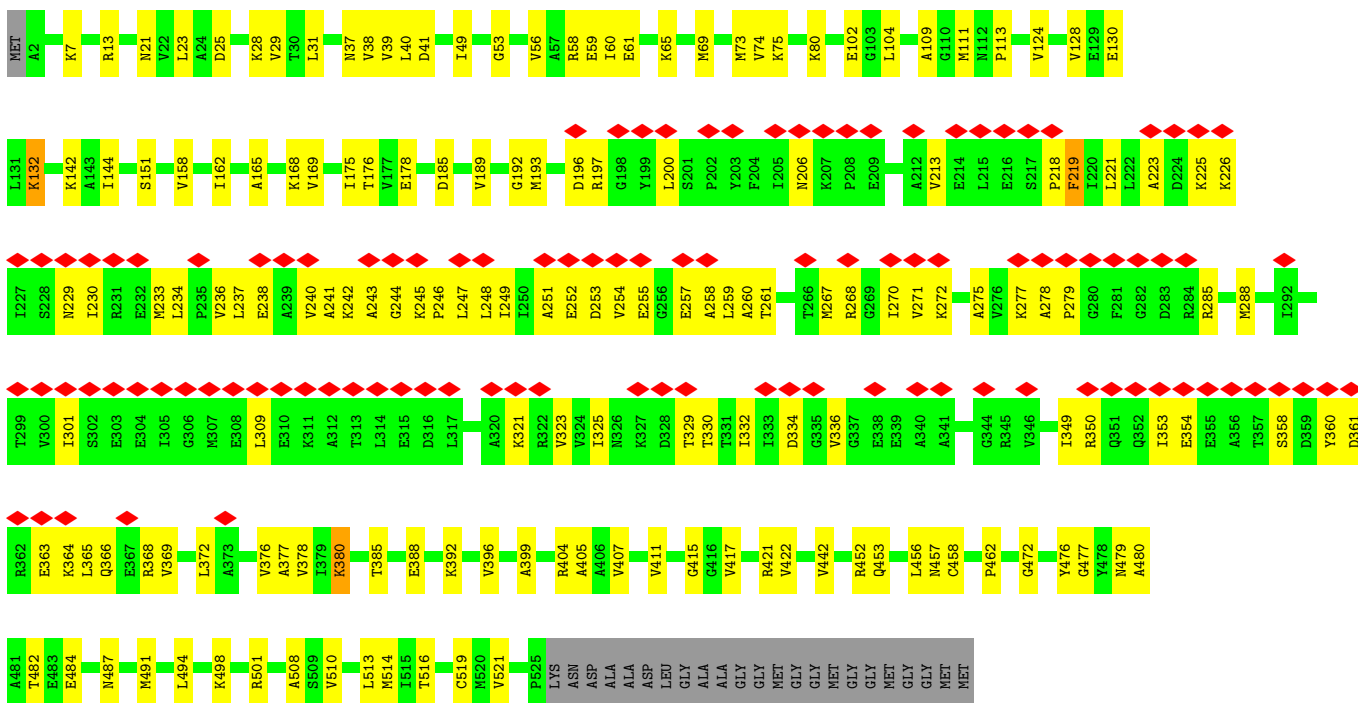




● Molecule 1: Chaperonin GroEL

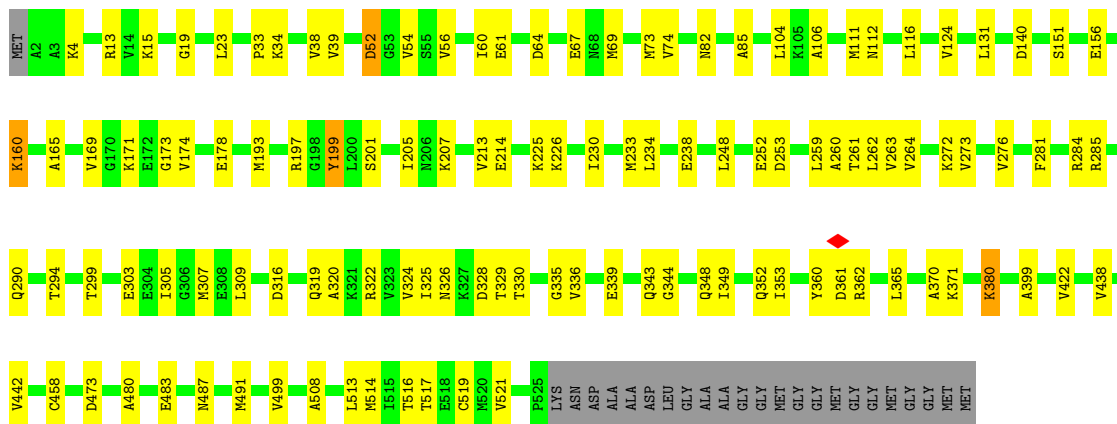


● Molecule 1: Chaperonin GroEL

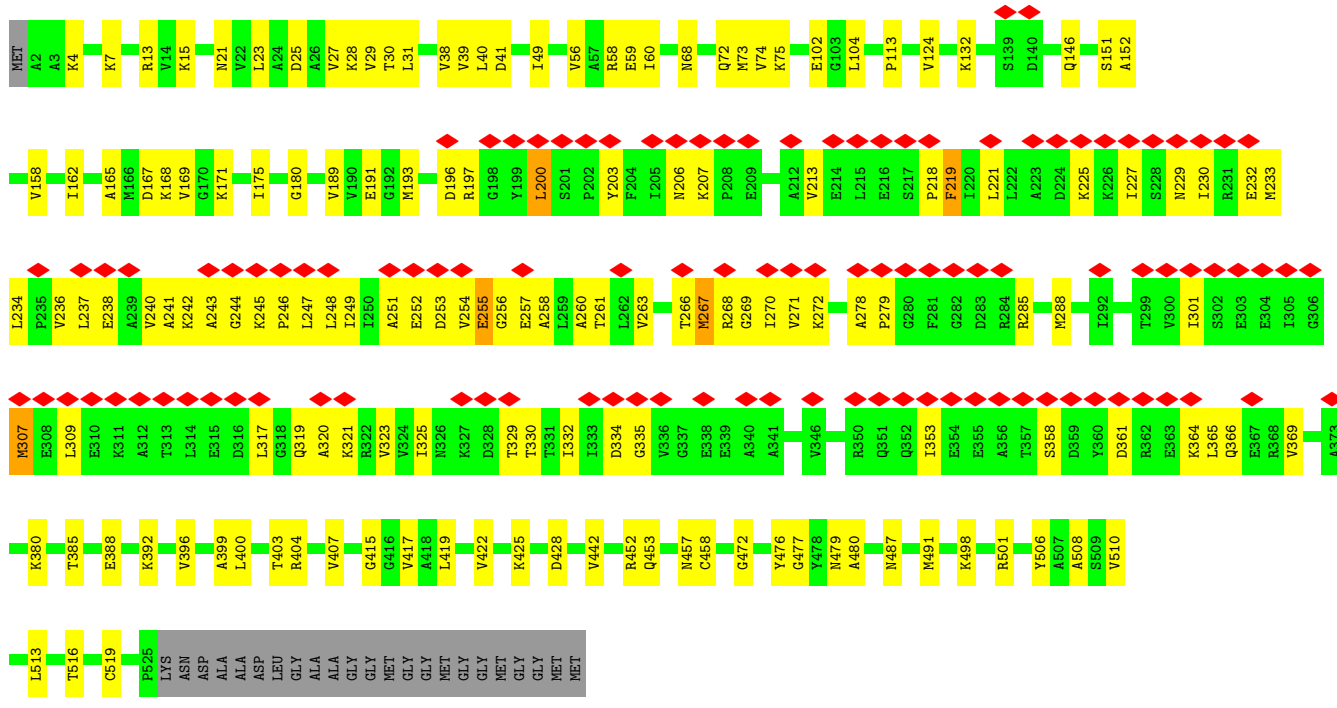


● Molecule 1: Chaperonin GroEL

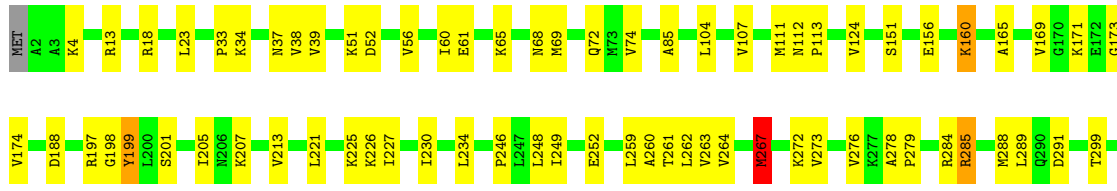


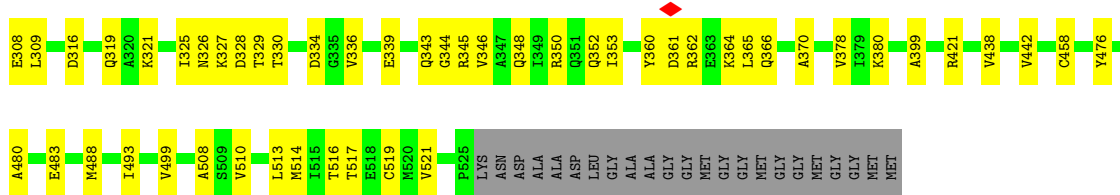


• Molecule 1: Chaperonin GroEL

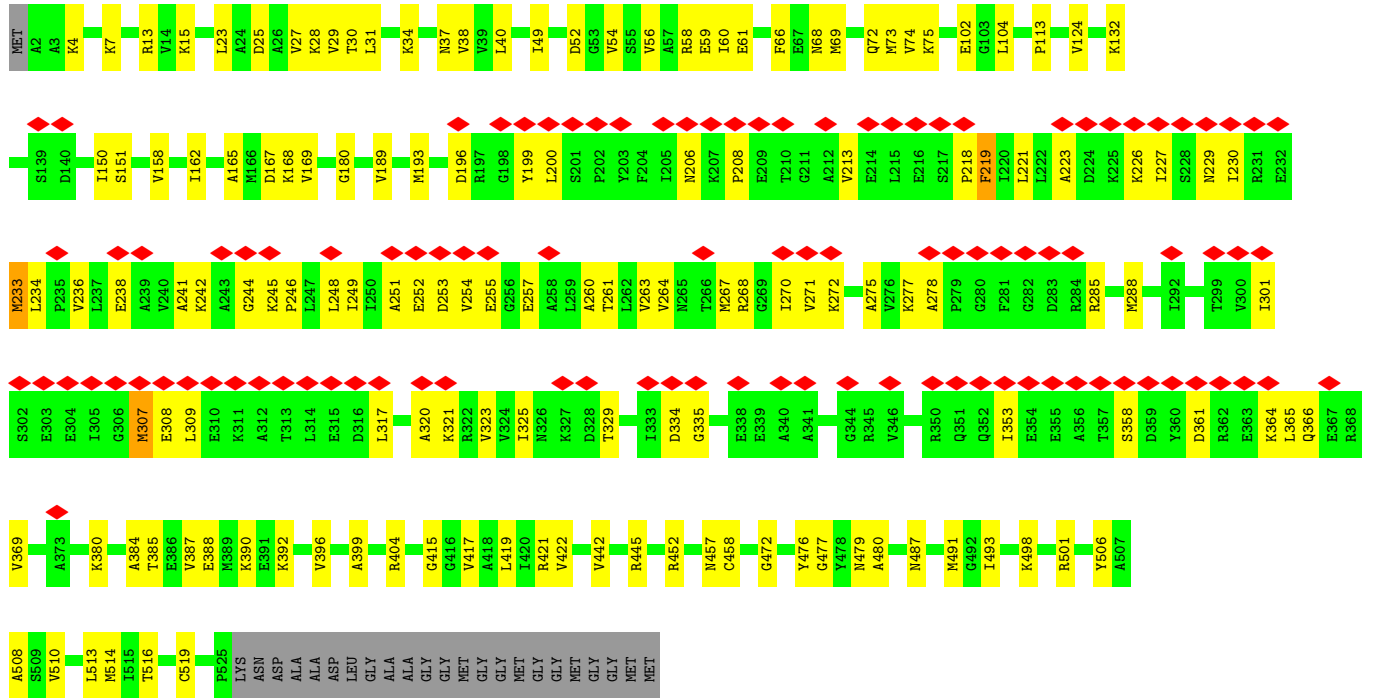


• Molecule 1: Chaperonin GroEL

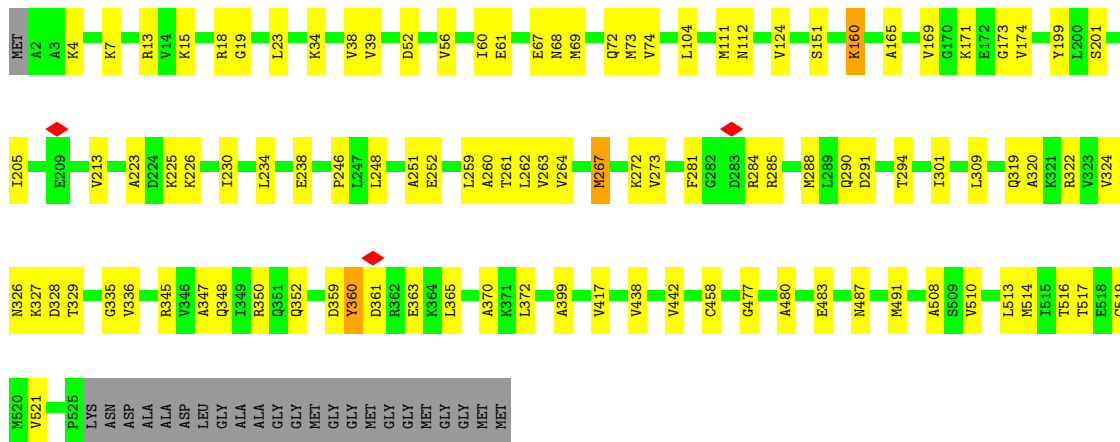
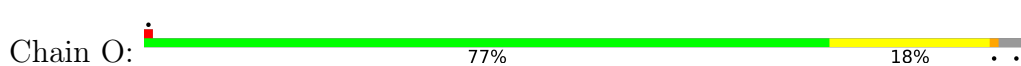




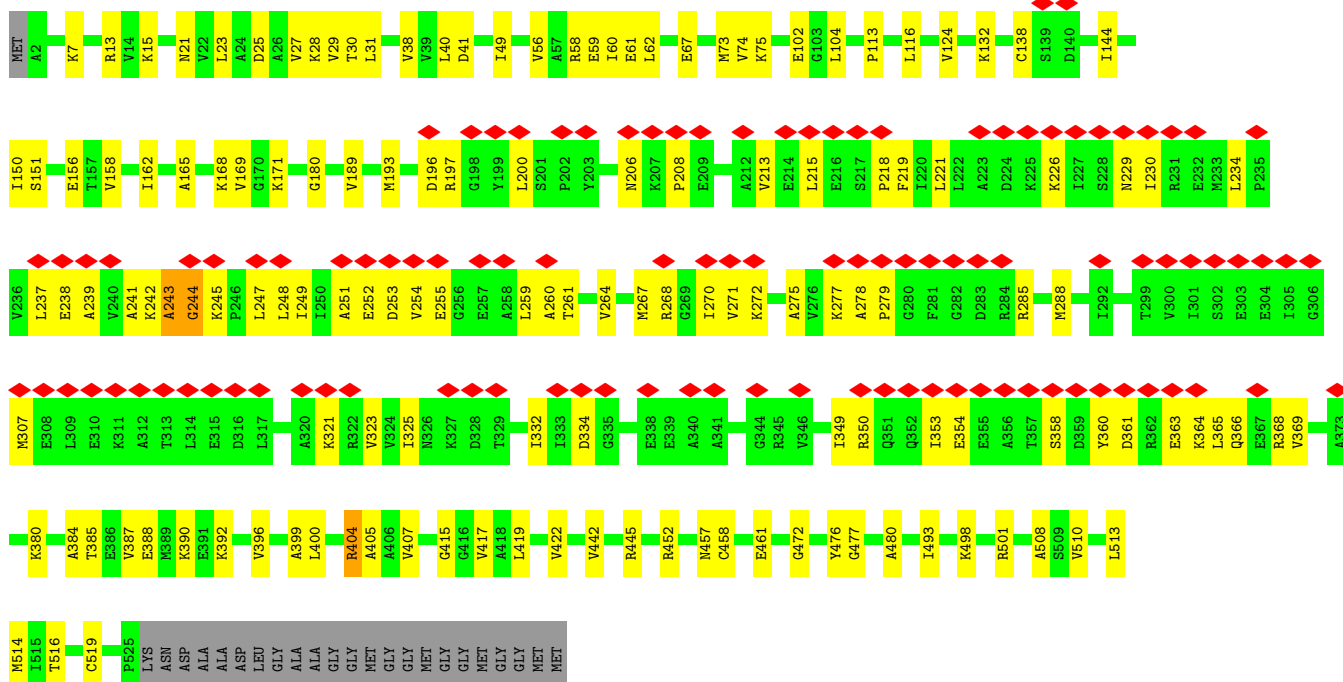
• Molecule 1: Chaperonin GroEL



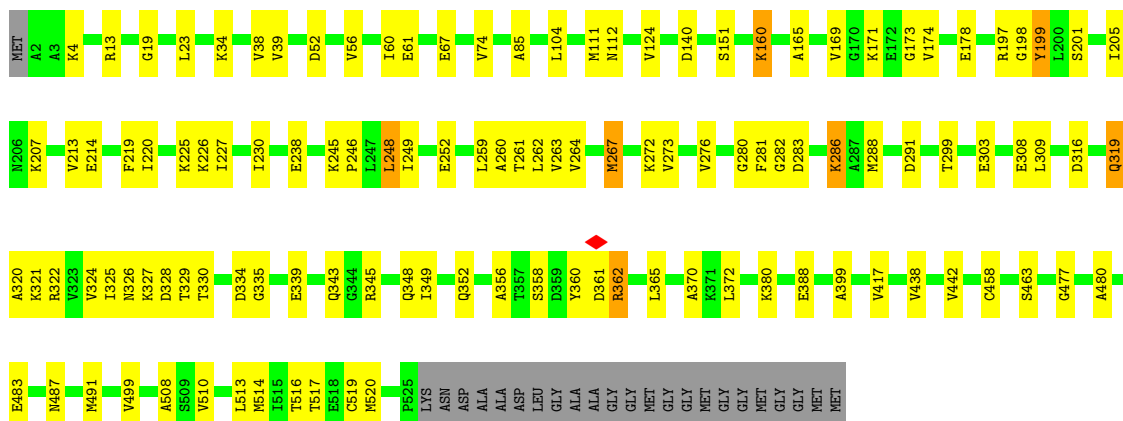
• Molecule 1: Chaperonin GroEL



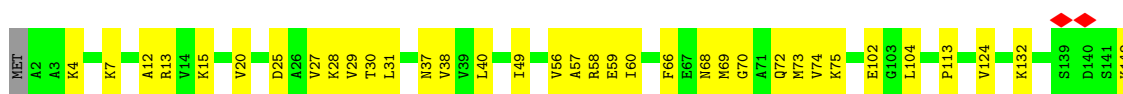
• Molecule 1: Chaperonin GroEL

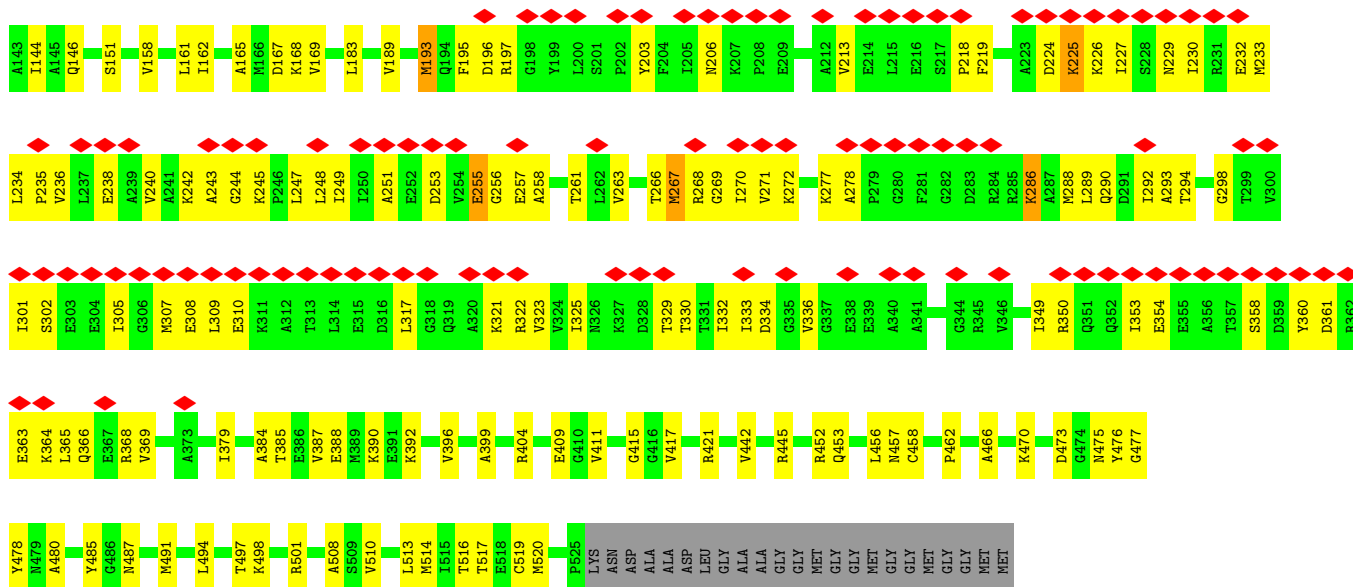


• Molecule 1: Chaperonin GroEL

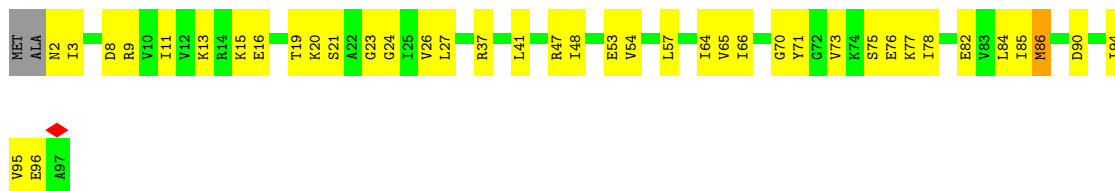


• Molecule 1: Chaperonin GroEL

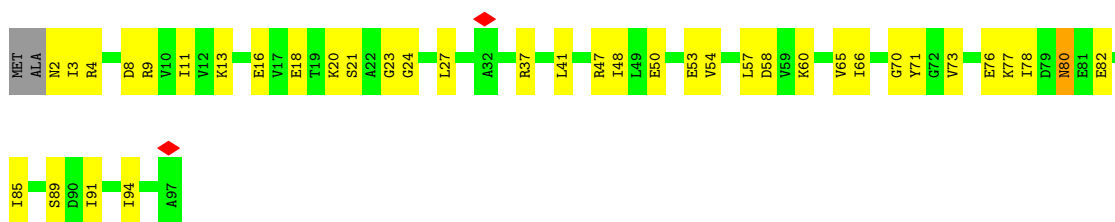




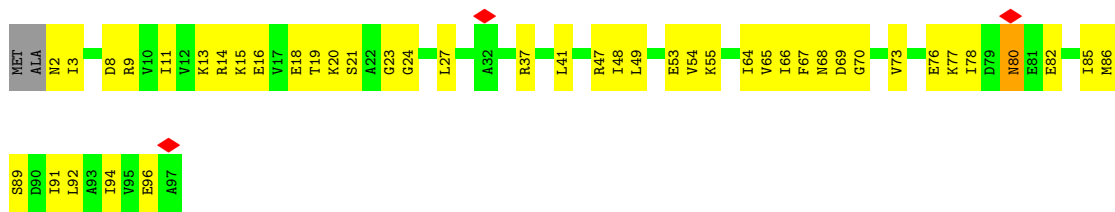
• Molecule 2: Co-chaperonin GroES



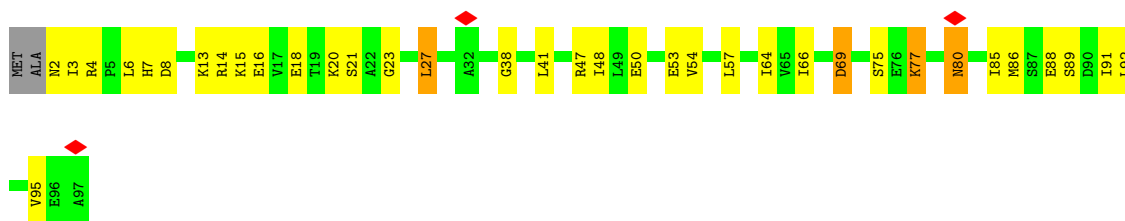
• Molecule 2: Co-chaperonin GroES



• Molecule 2: Co-chaperonin GroES



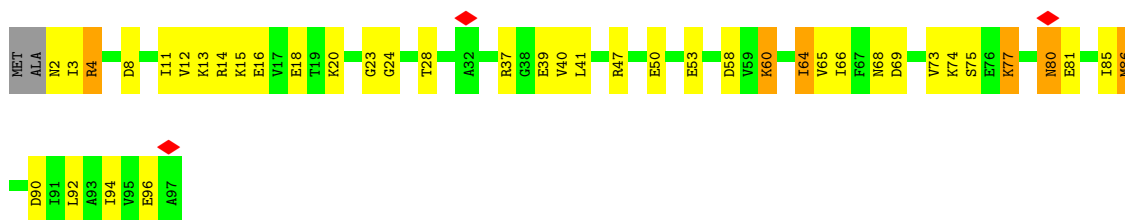
• Molecule 2: Co-chaperonin GroES



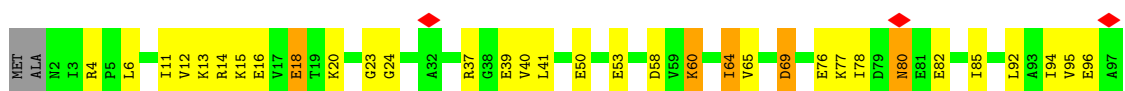
• Molecule 2: Co-chaperonin GroES



• Molecule 2: Co-chaperonin GroES



• Molecule 2: Co-chaperonin GroES



4 Experimental information

Property	Value	Source
EM reconstruction method	SINGLE PARTICLE	Depositor
Imposed symmetry	POINT, C7	Depositor
Number of particles used	53885	Depositor
Resolution determination method	FSC 0.143 CUT-OFF	Depositor
CTF correction method	PHASE FLIPPING AND AMPLITUDE CORRECTION	Depositor
Microscope	JEOL CRYO ARM 300	Depositor
Voltage (kV)	300	Depositor
Electron dose ($e^-/\text{\AA}^2$)	63.6	Depositor
Minimum defocus (nm)	500	Depositor
Maximum defocus (nm)	3500	Depositor
Magnification	Not provided	
Image detector	GATAN K3 (6k x 4k)	Depositor
Maximum map value	0.395	Depositor
Minimum map value	-0.154	Depositor
Average map value	0.001	Depositor
Map value standard deviation	0.007	Depositor
Recommended contour level	0.025	Depositor
Map size (Å)	376.31998, 376.31998, 376.31998	wwPDB
Map dimensions	392, 392, 392	wwPDB
Map angles (°)	90.0, 90.0, 90.0	wwPDB
Pixel spacing (Å)	0.9599999, 0.9599999, 0.9599999	Depositor

5 Model quality [i](#)

5.1 Standard geometry [i](#)

Bond lengths and bond angles in the following residue types are not validated in this section: ATP, MG, K

The Z score for a bond length (or angle) is the number of standard deviations the observed value is removed from the expected value. A bond length (or angle) with $|Z| > 5$ is considered an outlier worth inspection. RMSZ is the root-mean-square of all Z scores of the bond lengths (or angles).

Mol	Chain	Bond lengths		Bond angles	
		RMSZ	# Z >5	RMSZ	# Z >5
1	A	0.28	0/3879	0.54	3/5238 (0.1%)
1	C	0.27	0/3876	0.52	0/5233
1	D	0.28	0/3879	0.53	0/5238
1	F	0.27	0/3876	0.52	0/5233
1	G	0.28	0/3876	0.53	1/5233 (0.0%)
1	H	0.27	0/3879	0.52	0/5238
1	I	0.28	0/3879	0.54	0/5238
1	K	0.27	0/3876	0.55	1/5233 (0.0%)
1	L	0.27	0/3879	0.52	1/5238 (0.0%)
1	N	0.28	0/3876	0.53	0/5233
1	O	0.27	0/3879	0.53	0/5238
1	Q	0.27	0/3876	0.52	0/5233
1	R	0.28	0/3879	0.53	1/5238 (0.0%)
1	T	0.28	0/3876	0.56	1/5233 (0.0%)
2	B	0.33	0/718	0.65	0/966
2	E	0.32	0/718	0.63	0/966
2	J	0.31	0/718	0.60	0/966
2	M	0.31	0/718	0.62	0/966
2	P	0.30	0/718	0.61	0/966
2	S	0.31	0/718	0.62	0/966
2	W	0.29	0/718	0.61	0/966
All	All	0.28	0/59311	0.54	8/80059 (0.0%)

There are no bond length outliers.

All (8) bond angle outliers are listed below:

Mol	Chain	Res	Type	Atoms	Z	Observed(°)	Ideal(°)
1	T	255	GLU	CA-CB-CG	7.94	130.88	113.40
1	K	255	GLU	CA-CB-CG	7.71	130.35	113.40
1	L	267	MET	CA-CB-CG	5.34	122.38	113.30

Continued on next page...

Continued from previous page...

Mol	Chain	Res	Type	Atoms	Z	Observed(°)	Ideal(°)
1	A	267	MET	CA-CB-CG	5.28	122.28	113.30
1	G	307	MET	CA-CB-CG	5.11	121.99	113.30
1	A	365	LEU	CB-CG-CD1	5.01	119.52	111.00
1	R	267	MET	CA-CB-CG	5.01	121.82	113.30
1	A	365	LEU	CA-CB-CG	5.00	126.80	115.30

There are no chirality outliers.

There are no planarity outliers.

5.2 Too-close contacts [i](#)

In the following table, the Non-H and H(model) columns list the number of non-hydrogen atoms and hydrogen atoms in the chain respectively. The H(added) column lists the number of hydrogen atoms added and optimized by MolProbity. The Clashes column lists the number of clashes within the asymmetric unit, whereas Symm-Clashes lists symmetry-related clashes.

Mol	Chain	Non-H	H(model)	H(added)	Clashes	Symm-Clashes
1	A	3851	0	3970	98	0
1	C	3849	0	3967	130	0
1	D	3851	0	3970	106	0
1	F	3849	0	3968	137	0
1	G	3849	0	3968	124	0
1	H	3851	0	3971	84	0
1	I	3851	0	3970	81	0
1	K	3849	0	3968	136	0
1	L	3851	0	3970	80	0
1	N	3849	0	3967	121	0
1	O	3851	0	3970	71	0
1	Q	3849	0	3968	114	0
1	R	3851	0	3971	80	0
1	T	3849	0	3967	150	0
2	B	714	0	732	31	0
2	E	714	0	732	35	0
2	J	714	0	732	32	0
2	M	714	0	732	23	0
2	P	714	0	732	38	0
2	S	714	0	732	30	0
2	W	714	0	732	33	0
3	A	1	0	0	0	0
3	C	1	0	0	0	0
3	D	1	0	0	0	0

Continued on next page...

Continued from previous page...

Mol	Chain	Non-H	H(model)	H(added)	Clashes	Symm-Clashes
3	F	1	0	0	0	0
3	G	1	0	0	0	0
3	H	1	0	0	0	0
3	I	1	0	0	0	0
3	K	1	0	0	0	0
3	L	1	0	0	0	0
3	N	1	0	0	0	0
3	O	1	0	0	0	0
3	Q	1	0	0	0	0
3	R	1	0	0	0	0
3	T	1	0	0	0	0
4	A	1	0	0	0	0
4	C	1	0	0	0	0
4	D	1	0	0	0	0
4	F	1	0	0	0	0
4	G	1	0	0	0	0
4	H	1	0	0	0	0
4	I	1	0	0	0	0
4	K	1	0	0	0	0
4	L	1	0	0	0	0
4	N	1	0	0	0	0
4	O	1	0	0	0	0
4	Q	1	0	0	0	0
4	R	1	0	0	0	0
4	T	1	0	0	0	0
5	A	31	0	12	1	0
5	C	31	0	12	1	0
5	D	31	0	12	2	0
5	F	31	0	12	2	0
5	G	31	0	12	1	0
5	H	31	0	12	0	0
5	I	31	0	12	1	0
5	K	31	0	12	1	0
5	L	31	0	12	0	0
5	N	31	0	12	1	0
5	O	31	0	12	1	0
5	Q	31	0	12	1	0
5	R	31	0	12	0	0
5	T	31	0	12	2	0
6	A	180	0	0	2	0
6	B	4	0	0	0	0
6	C	115	0	0	4	0

Continued on next page...

Continued from previous page...

Mol	Chain	Non-H	H(model)	H(added)	Clashes	Symm-Clashes
6	D	169	0	0	2	0
6	E	3	0	0	0	0
6	F	107	0	0	4	0
6	G	112	0	0	3	0
6	H	181	0	0	3	0
6	I	179	0	0	2	0
6	J	6	0	0	0	0
6	K	104	0	0	4	0
6	L	155	0	0	2	0
6	M	4	0	0	0	0
6	N	120	0	0	3	0
6	O	177	0	0	2	0
6	P	4	0	0	0	0
6	Q	114	0	0	3	0
6	R	178	0	0	1	0
6	S	4	0	0	0	0
6	T	138	0	0	4	0
6	W	2	0	0	0	0
All	All	61416	0	60857	1524	0

The all-atom clashscore is defined as the number of clashes found per 1000 atoms (including hydrogen atoms). The all-atom clashscore for this structure is 13.

All (1524) close contacts within the same asymmetric unit are listed below, sorted by their clash magnitude.

Atom-1	Atom-2	Interatomic distance (Å)	Clash overlap (Å)
1:G:244:GLY:HA3	1:T:253:ASP:O	1.61	0.99
2:M:80:ASN:O	2:M:80:ASN:ND2	1.95	0.98
2:J:80:ASN:O	2:J:80:ASN:ND2	1.97	0.97
2:P:80:ASN:O	2:P:80:ASN:ND2	1.98	0.97
2:E:80:ASN:O	2:E:80:ASN:ND2	1.97	0.96
1:K:255:GLU:HG3	1:N:241:ALA:HA	1.48	0.95
1:G:241:ALA:HA	1:T:255:GLU:HG3	1.49	0.94
1:F:255:GLU:HB2	1:K:244:GLY:HA2	1.48	0.94
2:B:80:ASN:ND2	2:B:80:ASN:O	2.03	0.91
2:S:80:ASN:O	2:S:80:ASN:ND2	2.03	0.91
1:Q:353:ILE:HG12	1:Q:365:LEU:HB3	1.54	0.90
1:F:353:ILE:HG12	1:F:365:LEU:HB3	1.54	0.90
1:N:236:VAL:HG21	1:N:309:LEU:HB3	1.54	0.90
1:T:353:ILE:HG12	1:T:365:LEU:HB3	1.54	0.89
1:K:253:ASP:O	1:N:244:GLY:HA3	1.75	0.87

Continued on next page...

Continued from previous page...

Atom-1	Atom-2	Interatomic distance (Å)	Clash overlap (Å)
1:K:258:ALA:HB2	1:N:241:ALA:HB1	1.54	0.87
2:M:65:VAL:HG12	2:M:94:ILE:HG22	1.58	0.86
1:Q:255:GLU:HB2	1:T:244:GLY:HA2	1.60	0.84
2:W:13:LYS:HD2	2:W:41:LEU:HD21	1.61	0.82
1:F:132:LYS:HE3	1:F:501:ARG:HD3	1.60	0.81
1:G:241:ALA:HB1	1:T:258:ALA:HB2	1.63	0.80
1:C:206:ASN:HB2	1:C:213:VAL:HG23	1.62	0.80
1:G:236:VAL:HG21	1:G:309:LEU:HB3	1.62	0.80
2:J:80:ASN:HD22	2:J:80:ASN:C	1.86	0.78
1:D:245:LYS:NZ	1:D:319:GLN:OE1	2.16	0.78
1:G:301:ILE:HG12	1:G:307:MET:HG3	1.66	0.77
1:D:248:LEU:HD22	1:D:323:VAL:HG11	1.67	0.77
1:I:171:LYS:HE3	1:I:171:LYS:HA	1.66	0.77
1:A:246:PRO:HG3	1:A:272:LYS:HE2	1.67	0.77
1:L:325:ILE:HD13	1:L:330:THR:HG23	1.67	0.77
2:S:65:VAL:HG12	2:S:94:ILE:HG22	1.67	0.76
2:M:80:ASN:HD22	2:M:80:ASN:C	1.88	0.76
1:I:284:ARG:HG2	1:I:284:ARG:HH11	1.51	0.75
2:P:80:ASN:HD22	2:P:80:ASN:C	1.89	0.75
2:P:14:ARG:NH2	2:P:69:ASP:OD2	2.21	0.74
1:R:246:PRO:HG3	1:R:272:LYS:HE2	1.70	0.74
1:T:240:VAL:HA	1:T:243:ALA:HB3	1.70	0.74
1:D:225:LYS:HD3	1:D:309:LEU:HD11	1.68	0.74
2:B:65:VAL:HG12	2:B:94:ILE:HG22	1.70	0.73
1:I:262:LEU:HD22	1:I:273:VAL:HG21	1.70	0.73
1:G:255:GLU:HB2	1:C:244:GLY:HA2	1.68	0.73
1:F:404:ARG:HG2	1:F:404:ARG:HH11	1.54	0.73
1:L:262:LEU:HD22	1:L:273:VAL:HG21	1.71	0.73
2:E:16:GLU:OE2	2:E:16:GLU:N	2.22	0.73
2:M:4:ARG:HH21	2:P:96:GLU:HG3	1.52	0.73
1:R:207:LYS:NZ	1:R:214:GLU:OE1	2.20	0.73
2:B:16:GLU:N	2:B:16:GLU:OE2	2.22	0.72
2:E:80:ASN:HD22	2:E:80:ASN:C	1.92	0.72
1:F:519:CYS:HB3	1:K:38:VAL:HG22	1.72	0.72
2:W:16:GLU:N	2:W:16:GLU:OE2	2.23	0.72
2:P:16:GLU:N	2:P:16:GLU:OE2	2.23	0.71
1:O:262:LEU:HD22	1:O:273:VAL:HG21	1.72	0.71
1:Q:180:GLY:HA2	1:Q:380:LYS:HD2	1.70	0.71
2:E:13:LYS:HD2	2:E:41:LEU:HD21	1.72	0.71
1:N:180:GLY:HA2	1:N:380:LYS:HD2	1.72	0.71
1:K:519:CYS:HB3	1:N:38:VAL:HG22	1.72	0.71

Continued on next page...

Continued from previous page...

Atom-1	Atom-2	Interatomic distance (Å)	Clash overlap (Å)
2:J:64:ILE:HB	2:J:95:VAL:HB	1.73	0.71
2:S:16:GLU:N	2:S:16:GLU:OE2	2.24	0.71
1:G:519:CYS:HB3	1:C:38:VAL:HG22	1.73	0.71
2:J:16:GLU:OE2	2:J:16:GLU:N	2.23	0.71
2:W:73:VAL:HG23	2:W:86:MET:HB3	1.73	0.70
1:F:218:PRO:HG3	1:F:323:VAL:HB	1.74	0.70
1:A:353:ILE:HG23	1:A:362:ARG:HG3	1.73	0.70
1:N:519:CYS:HB3	1:Q:38:VAL:HG22	1.72	0.69
1:D:246:PRO:HG3	1:D:272:LYS:HE2	1.74	0.69
1:G:39:VAL:HB	1:T:520:MET:HG2	1.73	0.69
1:A:248:LEU:HD22	1:A:323:VAL:HG11	1.73	0.69
1:K:180:GLY:HA2	1:K:380:LYS:HD2	1.74	0.69
1:I:246:PRO:HG3	1:I:272:LYS:HE2	1.73	0.69
1:C:255:GLU:HB2	1:F:244:GLY:HA2	1.75	0.69
2:E:65:VAL:HG12	2:E:94:ILE:HG22	1.72	0.69
1:K:218:PRO:HG3	1:K:323:VAL:HB	1.73	0.69
1:R:286:LYS:H	1:R:286:LYS:HE2	1.56	0.69
1:C:230:ILE:HG22	1:C:234:LEU:HG	1.74	0.69
1:T:227:ILE:HD11	1:T:232:GLU:HB2	1.74	0.69
2:W:96:GLU:N	2:W:96:GLU:OE2	2.26	0.68
1:H:262:LEU:HD22	1:H:273:VAL:HG21	1.75	0.68
1:O:361:ASP:O	1:O:365:LEU:HD13	1.92	0.68
2:S:14:ARG:NH2	2:S:69:ASP:OD2	2.27	0.68
1:Q:519:CYS:HB3	1:T:38:VAL:HG22	1.74	0.68
1:F:258:ALA:HB3	1:K:241:ALA:HB1	1.75	0.68
2:M:16:GLU:OE2	2:M:16:GLU:N	2.26	0.68
2:P:2:ASN:ND2	2:S:96:GLU:OE2	2.26	0.68
1:Q:218:PRO:HG3	1:Q:323:VAL:HB	1.75	0.68
1:G:206:ASN:HB2	1:G:213:VAL:HG23	1.76	0.68
1:C:519:CYS:HB3	1:F:38:VAL:HG22	1.76	0.68
1:A:248:LEU:HD13	1:A:325:ILE:HD11	1.76	0.67
1:D:171:LYS:HE3	1:D:171:LYS:HA	1.76	0.67
1:F:254:VAL:HG11	1:F:275:ALA:HB1	1.76	0.67
2:S:80:ASN:HD22	2:S:80:ASN:C	1.96	0.67
1:T:218:PRO:HG3	1:T:323:VAL:HB	1.75	0.67
1:T:227:ILE:HD13	1:T:233:MET:HG2	1.77	0.67
2:W:53:GLU:N	2:W:53:GLU:OE1	2.27	0.67
1:T:301:ILE:HG22	1:T:307:MET:HG3	1.76	0.67
2:B:53:GLU:OE1	2:B:53:GLU:N	2.28	0.67
1:G:23:LEU:HD22	1:G:74:VAL:HG13	1.77	0.66
1:C:180:GLY:HA2	1:C:380:LYS:HE3	1.77	0.66

Continued on next page...

Continued from previous page...

Atom-1	Atom-2	Interatomic distance (Å)	Clash overlap (Å)
1:O:201:SER:HB2	1:O:259:LEU:HD11	1.76	0.66
1:I:197:ARG:O	1:I:330:THR:OG1	2.13	0.66
1:N:255:GLU:HB2	1:Q:244:GLY:HA2	1.75	0.66
1:L:284:ARG:HG2	1:L:284:ARG:HH11	1.60	0.66
1:F:230:ILE:HG22	1:F:234:LEU:HG	1.77	0.66
1:I:207:LYS:NZ	1:I:214:GLU:OE1	2.23	0.66
1:G:38:VAL:HG22	1:T:519:CYS:HB3	1.77	0.66
1:R:262:LEU:HD22	1:R:273:VAL:HG21	1.75	0.66
1:A:240:VAL:HG21	1:A:247:LEU:HD22	1.77	0.66
1:H:197:ARG:O	1:H:330:THR:OG1	2.13	0.66
2:J:50:GLU:OE1	2:J:50:GLU:N	2.29	0.66
1:K:321:LYS:N	1:K:334:ASP:O	2.27	0.66
1:N:361:ASP:HA	1:N:364:LYS:HE3	1.77	0.66
2:B:13:LYS:HD2	2:B:41:LEU:HD21	1.77	0.66
1:G:242:LYS:HB3	1:T:227:ILE:HG23	1.78	0.66
1:T:251:ALA:O	1:T:278:ALA:N	2.29	0.66
1:G:221:LEU:HD23	1:G:249:ILE:HG12	1.78	0.65
1:Q:230:ILE:HG22	1:Q:234:LEU:HG	1.76	0.65
1:G:307:MET:SD	1:G:308:GLU:N	2.69	0.65
1:K:23:LEU:HD22	1:K:74:VAL:HG13	1.78	0.65
1:L:169:VAL:HB	1:L:173:GLY:HA3	1.77	0.65
1:O:248:LEU:HD13	1:O:325:ILE:HD11	1.77	0.65
1:C:254:VAL:HG11	1:C:275:ALA:HB1	1.77	0.65
2:P:96:GLU:N	2:P:96:GLU:OE2	2.30	0.65
1:H:238:GLU:HG2	2:J:23:GLY:HA3	1.78	0.65
1:H:290:GLN:O	1:H:294:THR:HG23	1.97	0.65
1:C:23:LEU:HD22	1:C:74:VAL:HG13	1.80	0.64
1:F:23:LEU:HD22	1:F:74:VAL:HG13	1.79	0.64
1:N:221:LEU:HD23	1:N:249:ILE:HG12	1.79	0.64
1:T:219:PHE:HB2	1:T:245:LYS:HB2	1.79	0.64
1:L:197:ARG:O	1:L:330:THR:OG1	2.14	0.64
1:I:290:GLN:O	1:I:294:THR:HG23	1.97	0.64
1:F:206:ASN:HD21	1:F:272:LYS:HG2	1.61	0.64
1:G:400:LEU:O	1:G:404:ARG:HD3	1.98	0.64
1:A:262:LEU:HD22	1:A:273:VAL:HG21	1.80	0.64
1:R:197:ARG:O	1:R:330:THR:OG1	2.14	0.64
1:G:361:ASP:HA	1:G:364:LYS:HE3	1.79	0.64
1:C:218:PRO:HG3	1:C:323:VAL:HB	1.77	0.64
1:C:361:ASP:HA	1:C:364:LYS:HE3	1.78	0.64
1:R:201:SER:HB2	1:R:259:LEU:HD11	1.79	0.64
1:R:226:LYS:HB3	1:R:252:GLU:HB3	1.80	0.64

Continued on next page...

Continued from previous page...

Atom-1	Atom-2	Interatomic distance (Å)	Clash overlap (Å)
1:K:361:ASP:HA	1:K:364:LYS:HE3	1.78	0.64
1:L:326:ASN:OD1	1:L:328:ASP:N	2.31	0.64
1:A:339:GLU:HG3	1:A:343:GLN:NE2	2.12	0.64
2:B:9:ARG:NH2	2:E:89:SER:O	2.30	0.64
1:D:326:ASN:OD1	1:D:328:ASP:N	2.31	0.64
1:N:255:GLU:HG2	1:Q:271:VAL:HG21	1.81	0.64
1:I:201:SER:HB2	1:I:259:LEU:HD11	1.80	0.63
1:G:301:ILE:HD12	1:G:309:LEU:HD23	1.80	0.63
1:A:362:ARG:HH11	1:A:362:ARG:HB3	1.61	0.63
1:D:205:ILE:HA	1:D:213:VAL:HG22	1.79	0.63
1:F:236:VAL:HG21	1:F:309:LEU:HB3	1.80	0.63
1:K:219:PHE:HD1	1:K:245:LYS:HZ2	1.44	0.63
1:K:255:GLU:OE1	1:N:271:VAL:HG11	1.99	0.63
1:N:230:ILE:HG22	1:N:234:LEU:HG	1.78	0.63
1:T:267:MET:HG2	1:T:269:GLY:H	1.63	0.63
2:E:20:LYS:HE2	2:E:24:GLY:HA2	1.81	0.63
1:O:290:GLN:O	1:O:294:THR:HG23	1.98	0.63
1:G:229:ASN:HA	1:C:238:GLU:OE1	1.97	0.63
2:E:21:SER:HB2	2:E:27:LEU:HD21	1.81	0.63
1:T:224:ASP:HB2	1:T:286:LYS:HD2	1.81	0.63
2:W:48:ILE:HG12	2:W:54:VAL:HG12	1.80	0.63
1:G:353:ILE:HG12	1:G:365:LEU:HB3	1.78	0.63
1:N:23:LEU:HD22	1:N:74:VAL:HG13	1.79	0.63
2:P:11:ILE:HD13	2:P:85:ILE:HG12	1.79	0.63
1:O:171:LYS:HE3	1:O:171:LYS:HA	1.79	0.63
1:A:205:ILE:HA	1:A:213:VAL:HG22	1.79	0.63
1:A:344:GLY:O	1:A:348:GLN:HG3	1.99	0.63
1:C:353:ILE:HG12	1:C:365:LEU:HB3	1.80	0.63
1:G:180:GLY:HA2	1:G:380:LYS:HE3	1.80	0.63
2:B:48:ILE:HG12	2:B:54:VAL:HG12	1.80	0.63
1:D:353:ILE:HG23	1:D:362:ARG:HG3	1.81	0.63
1:F:240:VAL:HG21	1:F:247:LEU:HB2	1.80	0.63
1:R:321:LYS:HB3	1:R:334:ASP:HB2	1.81	0.63
1:K:227:ILE:HD13	1:K:233:MET:HG2	1.81	0.62
1:C:255:GLU:HG3	1:F:271:VAL:HG21	1.81	0.62
1:H:284:ARG:HH22	1:H:361:ASP:HA	1.64	0.62
1:Q:132:LYS:HE3	1:Q:501:ARG:HD3	1.80	0.62
1:F:458:CYS:SG	1:F:480:ALA:HB1	2.39	0.62
1:D:321:LYS:NZ	1:D:336:VAL:HG22	2.13	0.62
2:J:13:LYS:HB3	2:J:41:LEU:HD11	1.81	0.62
1:L:225:LYS:HD3	1:L:309:LEU:HD11	1.81	0.62

Continued on next page...

Continued from previous page...

Atom-1	Atom-2	Interatomic distance (Å)	Clash overlap (Å)
2:W:64:ILE:HB	2:W:95:VAL:HB	1.81	0.62
1:D:291:ASP:HB3	1:D:372:LEU:HD21	1.82	0.62
1:G:278:ALA:HB3	1:G:285:ARG:HH11	1.63	0.62
2:E:15:LYS:HE2	2:E:64:ILE:HD12	1.81	0.62
1:F:248:LEU:HD22	1:F:323:VAL:HG11	1.81	0.62
2:W:64:ILE:HD12	2:W:64:ILE:H	1.62	0.62
1:F:65:LYS:O	1:F:69:MET:HG3	2.00	0.62
1:Q:237:LEU:HD23	1:Q:247:LEU:HD23	1.80	0.62
1:L:205:ILE:HA	1:L:213:VAL:HG22	1.82	0.62
2:P:53:GLU:OE1	2:P:53:GLU:N	2.33	0.62
1:R:205:ILE:HA	1:R:213:VAL:HG22	1.81	0.62
1:I:361:ASP:O	1:I:365:LEU:HD13	1.99	0.61
2:E:96:GLU:OE1	2:E:96:GLU:N	2.30	0.61
1:N:353:ILE:HG12	1:N:365:LEU:HB3	1.81	0.61
1:F:219:PHE:HB2	1:F:245:LYS:HB2	1.80	0.61
2:B:50:GLU:N	2:B:50:GLU:OE1	2.33	0.61
1:R:169:VAL:HB	1:R:173:GLY:HA3	1.82	0.61
1:A:66:PHE:HA	1:A:69:MET:HE2	1.81	0.61
1:H:248:LEU:HD13	1:H:325:ILE:HD11	1.81	0.61
1:K:113:PRO:HB2	1:K:516:THR:HA	1.81	0.61
1:Q:23:LEU:HD22	1:Q:74:VAL:HG13	1.82	0.61
1:R:303:GLU:OE1	1:R:303:GLU:N	2.34	0.61
1:C:257:GLU:HG3	1:F:271:VAL:HB	1.81	0.61
1:F:113:PRO:HB2	1:F:516:THR:HA	1.81	0.61
1:K:353:ILE:HG12	1:K:365:LEU:HB3	1.82	0.61
1:Q:206:ASN:HD21	1:Q:272:LYS:HE2	1.66	0.61
1:H:361:ASP:O	1:H:365:LEU:HD12	2.01	0.61
1:T:248:LEU:HD22	1:T:323:VAL:HG11	1.83	0.61
1:H:322:ARG:HH12	1:H:324:VAL:HG23	1.65	0.61
2:J:53:GLU:N	2:J:53:GLU:OE1	2.33	0.61
1:K:248:LEU:HD22	1:K:323:VAL:HG11	1.83	0.61
1:G:458:CYS:SG	1:G:480:ALA:HB1	2.41	0.60
2:E:53:GLU:N	2:E:53:GLU:OE1	2.33	0.60
1:A:169:VAL:HB	1:A:173:GLY:HA3	1.83	0.60
1:N:458:CYS:SG	1:N:480:ALA:HB1	2.42	0.60
1:O:169:VAL:HB	1:O:173:GLY:HA3	1.83	0.60
1:Q:144:ILE:HD11	1:Q:171:LYS:HE2	1.83	0.60
1:A:487:ASN:O	1:A:491:MET:HG3	2.01	0.60
2:B:85:ILE:HG21	2:E:92:LEU:HB3	1.83	0.60
1:H:82:ASN:ND2	6:H:711:HOH:O	2.34	0.60
1:K:400:LEU:O	1:K:404:ARG:HG3	2.01	0.60

Continued on next page...

Continued from previous page...

Atom-1	Atom-2	Interatomic distance (Å)	Clash overlap (Å)
1:L:378:VAL:HG12	1:L:380:LYS:HD3	1.83	0.60
1:O:246:PRO:HG3	1:O:272:LYS:HE2	1.82	0.60
2:S:53:GLU:OE1	2:S:53:GLU:N	2.33	0.60
1:T:263:VAL:HG13	1:T:267:MET:HE1	1.83	0.60
1:F:25:ASP:HA	1:F:28:LYS:HG2	1.83	0.60
1:N:251:ALA:O	1:N:278:ALA:N	2.35	0.60
1:Q:113:PRO:HB2	1:Q:516:THR:HA	1.83	0.60
1:Q:226:LYS:HZ3	1:Q:254:VAL:HA	1.66	0.60
1:T:219:PHE:HE1	1:T:317:LEU:HB3	1.66	0.60
1:C:16:MET:HB2	1:C:520:MET:HE1	1.82	0.60
1:A:328:ASP:OD1	1:A:329:THR:N	2.34	0.60
1:D:197:ARG:HE	1:D:279:PRO:HA	1.67	0.60
1:D:339:GLU:HG3	1:D:343:GLN:NE2	2.17	0.60
1:H:353:ILE:HG23	1:H:362:ARG:HG3	1.83	0.60
1:N:510:VAL:O	1:N:514:MET:HG3	2.02	0.60
1:C:248:LEU:HD22	1:C:323:VAL:HG11	1.81	0.60
2:J:13:LYS:HD2	2:J:41:LEU:HD21	1.84	0.60
1:K:25:ASP:HA	1:K:28:LYS:HG2	1.84	0.60
1:O:326:ASN:OD1	1:O:328:ASP:N	2.30	0.60
2:S:58:ASP:O	2:S:60:LYS:NZ	2.27	0.60
1:T:20:VAL:HG13	1:T:74:VAL:HG11	1.83	0.60
1:G:251:ALA:O	1:G:278:ALA:N	2.35	0.60
1:G:321:LYS:HB3	1:G:334:ASP:HB3	1.84	0.60
1:K:219:PHE:HB3	1:K:247:LEU:HA	1.83	0.60
1:K:458:CYS:SG	1:K:480:ALA:HB1	2.41	0.60
1:N:278:ALA:HB3	1:N:285:ARG:HH11	1.66	0.60
1:D:325:ILE:HD13	1:D:330:THR:HG23	1.84	0.60
1:T:66:PHE:HA	1:T:69:MET:HE2	1.83	0.60
1:C:458:CYS:SG	1:C:480:ALA:HB1	2.41	0.59
1:O:205:ILE:HA	1:O:213:VAL:HG22	1.84	0.59
1:G:25:ASP:HA	1:G:28:LYS:HG2	1.84	0.59
1:F:21:ASN:ND2	6:F:702:HOH:O	2.33	0.59
1:Q:21:ASN:ND2	6:Q:704:HOH:O	2.30	0.59
1:R:326:ASN:OD1	1:R:328:ASP:N	2.31	0.59
1:R:358:SER:O	1:R:362:ARG:HD3	2.01	0.59
1:A:326:ASN:OD1	1:A:328:ASP:N	2.30	0.59
2:M:53:GLU:N	2:M:53:GLU:OE1	2.36	0.59
1:N:487:ASN:O	1:N:491:MET:HG3	2.02	0.59
2:W:9:ARG:NH2	2:B:89:SER:O	2.31	0.59
1:K:263:VAL:HG13	1:K:267:MET:HE1	1.84	0.59
2:E:14:ARG:NH2	2:E:69:ASP:OD2	2.36	0.59

Continued on next page...

Continued from previous page...

Atom-1	Atom-2	Interatomic distance (Å)	Clash overlap (Å)
1:K:251:ALA:O	1:K:278:ALA:N	2.36	0.59
1:N:113:PRO:HB2	1:N:516:THR:HA	1.84	0.59
1:C:113:PRO:HB2	1:C:516:THR:HA	1.83	0.59
2:E:9:ARG:NH2	2:J:89:SER:O	2.35	0.59
1:F:221:LEU:HD23	1:F:249:ILE:HG12	1.82	0.59
1:G:238:GLU:OE2	1:T:230:ILE:HG13	2.03	0.59
1:T:349:ILE:O	1:T:353:ILE:HG13	2.03	0.59
1:C:25:ASP:HA	1:C:28:LYS:HG2	1.85	0.59
1:D:257:GLU:O	1:D:261:THR:HG22	2.03	0.59
1:F:130:GLU:HB2	1:F:422:VAL:HG13	1.84	0.59
2:P:50:GLU:N	2:P:50:GLU:OE1	2.36	0.59
1:F:349:ILE:O	1:F:353:ILE:HG13	2.02	0.58
1:T:25:ASP:HA	1:T:28:LYS:HG2	1.83	0.58
1:D:218:PRO:HB3	1:D:246:PRO:HB2	1.85	0.58
1:K:151:SER:HB3	1:K:399:ALA:HA	1.85	0.58
1:K:267:MET:HG2	1:K:269:GLY:H	1.66	0.58
1:N:321:LYS:HB3	1:N:334:ASP:HB3	1.85	0.58
1:Q:25:ASP:HA	1:Q:28:LYS:HG2	1.84	0.58
1:Q:230:ILE:HG13	1:T:238:GLU:OE2	2.03	0.58
1:C:520:MET:HG2	1:F:39:VAL:HB	1.84	0.58
2:B:58:ASP:O	2:B:60:LYS:NZ	2.36	0.58
1:C:226:LYS:HZ3	1:C:254:VAL:HA	1.68	0.58
1:H:230:ILE:HG13	1:H:234:LEU:HD13	1.86	0.58
1:K:237:LEU:HD23	1:K:247:LEU:HD23	1.84	0.58
2:P:13:LYS:HD2	2:P:41:LEU:HD21	1.85	0.58
1:G:255:GLU:HB2	1:C:244:GLY:CA	2.33	0.58
1:G:452:ARG:NH2	6:G:709:HOH:O	2.35	0.58
1:Q:260:ALA:HB3	1:T:270:ILE:HG13	1.85	0.58
1:F:452:ARG:NH2	6:F:705:HOH:O	2.37	0.58
1:H:205:ILE:HA	1:H:213:VAL:HG22	1.84	0.58
1:Q:254:VAL:HG11	1:Q:275:ALA:HB1	1.84	0.58
1:Q:452:ARG:NH2	6:Q:707:HOH:O	2.36	0.58
1:R:328:ASP:OD1	1:R:329:THR:N	2.36	0.58
1:T:404:ARG:NH1	6:T:707:HOH:O	2.36	0.58
1:D:328:ASP:OD1	1:D:329:THR:N	2.37	0.58
1:Q:458:CYS:SG	1:Q:480:ALA:HB1	2.43	0.58
1:R:319:GLN:HE21	1:R:319:GLN:HA	1.69	0.58
1:R:510:VAL:O	1:R:514:MET:HG3	2.03	0.58
2:J:14:ARG:NH2	2:J:69:ASP:OD2	2.36	0.58
1:K:227:ILE:HD11	1:K:232:GLU:HB2	1.86	0.58
1:K:230:ILE:HG13	1:N:238:GLU:OE2	2.03	0.58

Continued on next page...

Continued from previous page...

Atom-1	Atom-2	Interatomic distance (Å)	Clash overlap (Å)
1:N:25:ASP:HA	1:N:28:LYS:HG2	1.85	0.58
1:O:328:ASP:OD1	1:O:329:THR:N	2.37	0.58
1:H:326:ASN:OD1	1:H:328:ASP:N	2.35	0.58
2:P:58:ASP:O	2:P:60:LYS:NZ	2.27	0.58
1:C:10:ASN:O	1:C:14:VAL:HG12	2.04	0.58
2:E:48:ILE:HG12	2:E:54:VAL:HG22	1.86	0.58
1:Q:349:ILE:O	1:Q:353:ILE:HG13	2.04	0.58
1:T:458:CYS:SG	1:T:480:ALA:HB1	2.43	0.58
1:G:254:VAL:HG11	1:G:275:ALA:HB1	1.86	0.57
1:N:132:LYS:HE3	1:N:501:ARG:HD3	1.85	0.57
1:I:326:ASN:OD1	1:I:328:ASP:N	2.37	0.57
1:I:348:GLN:O	1:I:352:GLN:HG3	2.03	0.57
1:T:514:MET:O	1:T:517:THR:HG22	2.04	0.57
1:G:241:ALA:CA	1:T:255:GLU:HG3	2.29	0.57
1:D:344:GLY:O	1:D:348:GLN:HG3	2.04	0.57
1:H:226:LYS:HB3	1:H:252:GLU:HB3	1.85	0.57
1:K:230:ILE:HG22	1:K:234:LEU:HG	1.86	0.57
1:N:66:PHE:HA	1:N:69:MET:HE2	1.86	0.57
1:Q:229:ASN:HA	1:T:238:GLU:OE1	2.03	0.57
1:K:487:ASN:O	1:K:491:MET:HG3	2.05	0.57
1:I:248:LEU:HD13	1:I:325:ILE:HD11	1.85	0.57
1:A:458:CYS:SG	1:A:480:ALA:HB1	2.43	0.57
1:H:328:ASP:OD1	1:H:329:THR:N	2.38	0.57
1:O:348:GLN:O	1:O:352:GLN:HG3	2.05	0.57
1:T:196:ASP:N	6:T:708:HOH:O	2.38	0.57
1:N:452:ARG:NH2	6:N:709:HOH:O	2.37	0.57
1:D:321:LYS:HB2	1:D:334:ASP:HB2	1.87	0.57
1:F:73:MET:HE3	1:F:514:MET:HG2	1.84	0.57
2:P:65:VAL:HG12	2:P:94:ILE:HG22	1.86	0.57
1:G:242:LYS:HE2	1:T:229:ASN:O	2.05	0.57
1:C:278:ALA:HB3	1:C:285:ARG:HH11	1.68	0.57
1:N:151:SER:HB3	1:N:399:ALA:HA	1.87	0.56
1:R:348:GLN:O	1:R:352:GLN:HG3	2.04	0.56
2:E:68:ASN:HB2	2:E:92:LEU:HD21	1.88	0.56
1:H:348:GLN:O	1:H:352:GLN:HG3	2.05	0.56
1:L:339:GLU:HG3	1:L:343:GLN:NE2	2.20	0.56
1:O:510:VAL:O	1:O:514:MET:HG3	2.05	0.56
1:A:257:GLU:O	1:A:261:THR:HG22	2.05	0.56
2:W:37:ARG:HG2	2:W:66:ILE:HG12	1.87	0.56
1:A:38:VAL:HG22	1:D:519:CYS:HB3	1.87	0.56
1:C:142:LYS:NZ	6:C:702:HOH:O	2.39	0.56

Continued on next page...

Continued from previous page...

Atom-1	Atom-2	Interatomic distance (Å)	Clash overlap (Å)
1:D:240:VAL:HG21	1:D:247:LEU:HD22	1.87	0.56
1:F:251:ALA:HB3	1:F:254:VAL:HG22	1.86	0.56
1:L:321:LYS:HB3	1:L:334:ASP:HB2	1.86	0.56
1:I:328:ASP:OD1	1:I:329:THR:N	2.38	0.56
1:F:206:ASN:ND2	1:F:272:LYS:HG2	2.20	0.56
1:H:169:VAL:HB	1:H:173:GLY:HA3	1.88	0.56
1:R:322:ARG:HH12	1:R:324:VAL:HG23	1.70	0.56
1:I:308:GLU:OE1	1:I:309:LEU:HD12	2.05	0.56
1:H:230:ILE:HG12	1:H:261:THR:HG21	1.87	0.56
2:M:8:ASP:HB3	2:M:47:ARG:HB2	1.88	0.56
1:G:253:ASP:OD1	1:G:277:LYS:HE2	2.05	0.56
1:A:201:SER:HB2	1:A:259:LEU:HD11	1.88	0.56
2:B:21:SER:HB2	2:B:27:LEU:HD21	1.87	0.56
1:D:349:ILE:O	1:D:353:ILE:HG13	2.06	0.56
1:L:230:ILE:HG12	1:L:261:THR:HG21	1.87	0.56
1:L:361:ASP:O	1:L:365:LEU:HD13	2.05	0.56
1:A:165:ALA:O	1:A:169:VAL:HG22	2.06	0.56
1:D:487:ASN:O	1:D:491:MET:HG3	2.06	0.56
1:L:328:ASP:OD1	1:L:329:THR:N	2.39	0.56
1:D:140:ASP:O	1:D:144:ILE:HD12	2.06	0.55
1:O:165:ALA:O	1:O:169:VAL:HG22	2.06	0.55
1:A:238:GLU:HG2	2:B:23:GLY:HA3	1.87	0.55
1:D:458:CYS:SG	1:D:480:ALA:HB1	2.46	0.55
1:L:165:ALA:O	1:L:169:VAL:HG22	2.06	0.55
2:W:66:ILE:HD13	2:S:76:GLU:HG2	1.89	0.55
2:J:2:ASN:C	2:J:3:ILE:HD12	2.27	0.55
1:K:219:PHE:HD1	1:K:245:LYS:NZ	2.03	0.55
1:G:514:MET:O	1:G:517:THR:HG22	2.07	0.55
1:D:362:ARG:HH11	1:D:362:ARG:HB2	1.71	0.55
2:P:8:ASP:HB3	2:P:47:ARG:HB2	1.88	0.55
1:D:238:GLU:HG2	2:E:23:GLY:HA3	1.88	0.55
2:E:85:ILE:HG21	2:J:92:LEU:HB3	1.88	0.55
1:L:23:LEU:HD22	1:L:74:VAL:HG13	1.88	0.55
1:G:219:PHE:N	1:G:246:PRO:O	2.37	0.55
1:Q:278:ALA:HB3	1:Q:285:ARG:HH11	1.72	0.55
1:T:124:VAL:HG21	1:T:508:ALA:HB2	1.89	0.55
1:T:321:LYS:HB3	1:T:334:ASP:HB3	1.89	0.55
1:A:218:PRO:HB3	1:A:246:PRO:HB2	1.88	0.55
1:A:353:ILE:HG13	1:A:365:LEU:HD22	1.88	0.55
1:L:299:THR:OG1	1:L:316:ASP:OD1	2.20	0.55
1:R:165:ALA:O	1:R:169:VAL:HG22	2.07	0.55

Continued on next page...

Continued from previous page...

Atom-1	Atom-2	Interatomic distance (Å)	Clash overlap (Å)
1:C:219:PHE:HB2	1:C:245:LYS:CB	2.37	0.55
1:H:259:LEU:O	1:H:263:VAL:HG23	2.07	0.55
1:I:205:ILE:HA	1:I:213:VAL:HG22	1.88	0.55
1:I:303:GLU:N	1:I:303:GLU:OE1	2.39	0.55
1:I:513:LEU:O	1:I:516:THR:OG1	2.24	0.55
1:G:132:LYS:HE3	1:G:501:ARG:HD3	1.88	0.55
2:B:80:ASN:HD22	2:B:80:ASN:C	2.08	0.55
1:K:221:LEU:HD23	1:K:249:ILE:HG12	1.89	0.55
1:L:33:PRO:O	6:L:701:HOH:O	2.17	0.55
1:Q:248:LEU:HD22	1:Q:323:VAL:HG11	1.88	0.55
1:F:176:THR:HG23	1:F:378:VAL:HG13	1.88	0.55
1:H:281:PHE:O	1:H:285:ARG:N	2.38	0.55
1:L:284:ARG:HG2	1:L:284:ARG:NH1	2.22	0.55
1:R:171:LYS:HE3	1:R:171:LYS:HA	1.87	0.55
1:F:278:ALA:HB3	1:F:285:ARG:HH11	1.72	0.54
1:T:113:PRO:HB2	1:T:516:THR:HA	1.90	0.54
1:I:124:VAL:HG21	1:I:508:ALA:CB	2.37	0.54
1:I:226:LYS:HB3	1:I:252:GLU:HB3	1.90	0.54
2:B:9:ARG:NH1	2:E:91:ILE:O	2.39	0.54
1:H:165:ALA:O	1:H:169:VAL:HG22	2.07	0.54
1:K:229:ASN:O	1:N:242:LYS:HE2	2.07	0.54
1:D:262:LEU:HD22	1:D:273:VAL:HG21	1.89	0.54
1:D:351:GLN:O	1:D:355:GLU:HG3	2.08	0.54
1:L:124:VAL:HG21	1:L:508:ALA:CB	2.37	0.54
1:N:261:THR:HG23	1:Q:268:ARG:HG2	1.90	0.54
1:C:366:GLN:HA	1:C:369:VAL:HG22	1.89	0.54
1:H:458:CYS:SG	1:H:480:ALA:HB1	2.47	0.54
1:O:124:VAL:HG21	1:O:508:ALA:CB	2.37	0.54
1:A:41:ASP:HB2	1:D:69:MET:SD	2.48	0.54
1:D:221:LEU:HD23	1:D:249:ILE:HG13	1.90	0.54
1:R:124:VAL:HG21	1:R:508:ALA:CB	2.37	0.54
1:I:34:LYS:NZ	1:I:483:GLU:OE2	2.41	0.54
1:I:344:GLY:O	1:I:348:GLN:HG3	2.07	0.54
1:A:124:VAL:HG21	1:A:508:ALA:CB	2.38	0.54
1:A:302:SER:O	1:A:305:ILE:HG22	2.07	0.54
1:C:255:GLU:HB3	1:F:242:LYS:HA	1.90	0.54
1:K:206:ASN:ND2	1:K:272:LYS:HG2	2.22	0.54
1:K:366:GLN:HA	1:K:369:VAL:HG22	1.88	0.54
2:M:13:LYS:HG2	2:M:39:GLU:HB3	1.88	0.54
1:N:253:ASP:OD1	1:N:277:LYS:HE2	2.08	0.54
1:H:124:VAL:HG21	1:H:508:ALA:CB	2.37	0.54

Continued on next page...

Continued from previous page...

Atom-1	Atom-2	Interatomic distance (Å)	Clash overlap (Å)
1:H:299:THR:OG1	1:H:316:ASP:OD2	2.22	0.54
1:N:301:ILE:HD11	1:N:308:GLU:HA	1.90	0.54
1:I:291:ASP:OD1	1:I:345:ARG:NE	2.40	0.54
2:W:19:THR:HG23	2:W:20:LYS:HG3	1.89	0.54
1:G:366:GLN:HA	1:G:369:VAL:HG22	1.90	0.54
1:H:112:ASN:ND2	6:H:708:HOH:O	2.32	0.54
1:N:366:GLN:HA	1:N:369:VAL:HG22	1.89	0.54
1:I:230:ILE:HG13	1:I:234:LEU:HD13	1.89	0.54
1:F:233:MET:HE1	1:K:242:LYS:HE2	1.89	0.54
1:H:23:LEU:HD22	1:H:74:VAL:HG13	1.89	0.54
1:L:112:ASN:ND2	6:L:711:HOH:O	2.36	0.54
1:O:458:CYS:SG	1:O:480:ALA:HB1	2.48	0.53
1:Q:285:ARG:O	1:Q:288:MET:HG2	2.08	0.53
1:A:260:ALA:O	1:A:264:VAL:HG23	2.08	0.53
1:H:33:PRO:O	6:H:701:HOH:O	2.18	0.53
2:J:8:ASP:HB3	2:J:47:ARG:HB2	1.91	0.53
1:K:227:ILE:HD12	1:K:309:LEU:HD12	1.90	0.53
1:R:111:MET:SD	1:R:438:VAL:HG11	2.48	0.53
1:G:124:VAL:HG21	1:G:508:ALA:HB2	1.90	0.53
1:D:321:LYS:HZ2	1:D:336:VAL:HG22	1.72	0.53
1:H:171:LYS:N	1:H:171:LYS:HD2	2.24	0.53
1:G:13:ARG:HD2	1:G:104:LEU:HD22	1.89	0.53
1:C:18:ARG:NH2	6:C:709:HOH:O	2.41	0.53
2:E:3:ILE:HD11	2:J:95:VAL:HG13	1.89	0.53
1:F:238:GLU:O	1:F:241:ALA:HB3	2.08	0.53
1:L:348:GLN:O	1:L:352:GLN:HG3	2.08	0.53
1:I:38:VAL:HG22	1:A:519:CYS:HB3	1.91	0.53
1:G:243:ALA:HA	1:T:226:LYS:HE2	1.91	0.53
1:G:255:GLU:HG2	1:C:271:VAL:HG21	1.90	0.53
1:C:229:ASN:HA	1:F:238:GLU:OE1	2.09	0.53
1:F:13:ARG:HD2	1:F:104:LEU:HD22	1.90	0.53
1:F:487:ASN:O	1:F:491:MET:HG3	2.09	0.53
1:K:321:LYS:HB3	1:K:334:ASP:HB3	1.90	0.53
1:R:458:CYS:SG	1:R:480:ALA:HB1	2.49	0.53
1:D:124:VAL:HG21	1:D:508:ALA:CB	2.39	0.53
1:D:259:LEU:O	1:D:263:VAL:HG23	2.09	0.53
1:F:253:ASP:O	1:K:244:GLY:N	2.26	0.53
1:H:38:VAL:HG22	1:L:519:CYS:HB3	1.91	0.53
1:H:201:SER:HB2	1:H:259:LEU:HD11	1.91	0.53
1:K:219:PHE:HD2	1:K:247:LEU:HD13	1.74	0.53
1:Q:255:GLU:HG3	1:T:271:VAL:HG21	1.91	0.53

Continued on next page...

Continued from previous page...

Atom-1	Atom-2	Interatomic distance (Å)	Clash overlap (Å)
1:Q:321:LYS:N	1:Q:334:ASP:O	2.41	0.53
1:I:199:TYR:HA	1:I:276:VAL:HG12	1.91	0.53
1:F:255:GLU:HG2	1:K:241:ALA:O	2.08	0.53
1:L:34:LYS:NZ	1:L:483:GLU:OE2	2.40	0.53
1:Q:151:SER:HB3	1:Q:399:ALA:HA	1.89	0.53
1:Q:251:ALA:HB3	1:Q:254:VAL:HG22	1.91	0.53
2:W:65:VAL:HG12	2:W:94:ILE:HG22	1.90	0.53
1:C:346:VAL:HG22	1:C:372:LEU:HD13	1.90	0.53
1:F:229:ASN:HA	1:K:238:GLU:OE1	2.09	0.53
1:H:15:LYS:NZ	1:H:64:ASP:OD2	2.41	0.53
1:T:219:PHE:HZ	1:T:317:LEU:HD13	1.74	0.53
1:F:144:ILE:HD11	1:F:407:VAL:HG12	1.91	0.53
1:N:124:VAL:HG21	1:N:508:ALA:HB2	1.91	0.53
1:I:217:SER:O	1:I:245:LYS:HE2	2.10	0.52
1:D:260:ALA:O	1:D:264:VAL:HG23	2.09	0.52
2:J:6:LEU:HD11	2:M:94:ILE:HG23	1.90	0.52
1:G:230:ILE:HG13	1:C:238:GLU:OE2	2.08	0.52
1:G:346:VAL:HG22	1:G:372:LEU:HD13	1.90	0.52
1:C:219:PHE:HB2	1:C:245:LYS:HB3	1.92	0.52
1:O:230:ILE:HG12	1:O:261:THR:HG21	1.91	0.52
1:R:112:ASN:ND2	6:R:706:HOH:O	2.36	0.52
1:A:352:GLN:HG2	1:A:365:LEU:HD21	1.91	0.52
1:C:513:LEU:HD11	1:F:388:GLU:HA	1.92	0.52
1:N:255:GLU:HB3	1:Q:241:ALA:O	2.10	0.52
1:I:259:LEU:O	1:I:263:VAL:HG23	2.09	0.52
1:G:255:GLU:HB3	1:C:242:LYS:HA	1.91	0.52
1:D:196:ASP:HA	1:D:329:THR:HG22	1.92	0.52
1:K:13:ARG:HD2	1:K:104:LEU:HD22	1.90	0.52
1:N:200:LEU:HD11	1:N:277:LYS:HG3	1.91	0.52
2:P:86:MET:HG3	2:P:90:ASP:HB2	1.91	0.52
1:K:240:VAL:HG11	1:K:247:LEU:HB2	1.92	0.52
1:L:344:GLY:O	1:L:348:GLN:HG3	2.10	0.52
1:N:219:PHE:N	1:N:246:PRO:O	2.35	0.52
1:R:238:GLU:HG2	2:S:23:GLY:HA3	1.90	0.52
1:G:253:ASP:OD1	1:C:244:GLY:HA3	2.10	0.52
1:G:271:VAL:HG11	1:T:255:GLU:OE1	2.09	0.52
1:C:405:ALA:HB1	1:C:498:LYS:HB3	1.92	0.52
1:C:421:ARG:NH2	1:C:476:TYR:O	2.43	0.52
1:F:404:ARG:HG2	1:F:404:ARG:NH1	2.23	0.52
1:L:69:MET:HE3	1:L:521:VAL:O	2.10	0.52
1:N:404:ARG:NH1	6:N:714:HOH:O	2.41	0.52

Continued on next page...

Continued from previous page...

Atom-1	Atom-2	Interatomic distance (Å)	Clash overlap (Å)
1:O:291:ASP:OD1	1:O:345:ARG:NE	2.41	0.52
1:T:13:ARG:HD2	1:T:104:LEU:HD22	1.91	0.52
1:C:206:ASN:ND2	1:C:272:LYS:HE2	2.25	0.52
1:C:368:ARG:O	1:C:372:LEU:HG	2.10	0.52
1:K:21:ASN:ND2	6:K:706:HOH:O	2.32	0.52
1:L:260:ALA:O	1:L:264:VAL:HG23	2.09	0.52
1:F:261:THR:HG23	1:K:268:ARG:HG2	1.90	0.52
1:K:229:ASN:HA	1:N:238:GLU:OE1	2.10	0.52
1:O:225:LYS:HD3	1:O:309:LEU:HD11	1.91	0.52
1:O:230:ILE:HG13	1:O:234:LEU:HD13	1.92	0.52
1:Q:219:PHE:HB2	1:Q:245:LYS:HB2	1.91	0.52
1:Q:321:LYS:HB3	1:Q:334:ASP:HB3	1.92	0.52
1:R:325:ILE:HG12	1:R:330:THR:HG23	1.92	0.52
1:I:458:CYS:SG	1:I:480:ALA:HB1	2.50	0.52
1:G:270:ILE:HD11	1:T:203:TYR:CE2	2.44	0.52
2:E:86:MET:HE3	2:E:91:ILE:HD11	1.91	0.52
1:F:192:GLY:HA3	1:F:376:VAL:HG13	1.92	0.52
1:F:368:ARG:O	1:F:372:LEU:HG	2.10	0.52
1:K:124:VAL:HG21	1:K:508:ALA:HB2	1.92	0.52
1:L:151:SER:HB3	1:L:399:ALA:HA	1.91	0.52
1:T:230:ILE:HG22	1:T:234:LEU:HG	1.91	0.52
1:K:203:TYR:CE2	1:N:270:ILE:HD11	2.46	0.52
1:L:230:ILE:HG13	1:L:234:LEU:HD13	1.92	0.52
1:N:13:ARG:HD2	1:N:104:LEU:HD22	1.91	0.52
1:T:452:ARG:NH2	6:T:711:HOH:O	2.43	0.52
1:F:124:VAL:HG21	1:F:508:ALA:HB2	1.92	0.51
1:F:321:LYS:HB3	1:F:334:ASP:HB3	1.91	0.51
2:J:20:LYS:HB2	2:J:20:LYS:NZ	2.25	0.51
1:L:199:TYR:HA	1:L:276:VAL:HG12	1.92	0.51
2:P:73:VAL:HG23	2:P:86:MET:HB3	1.91	0.51
1:D:38:VAL:HG22	1:H:519:CYS:HB3	1.93	0.51
1:D:360:TYR:O	1:D:364:LYS:HG2	2.10	0.51
1:F:200:LEU:HD21	1:F:254:VAL:HB	1.91	0.51
1:K:219:PHE:N	1:K:246:PRO:O	2.39	0.51
1:T:197:ARG:HD2	1:T:277:LYS:HB2	1.92	0.51
2:E:9:ARG:NH1	2:J:91:ILE:O	2.43	0.51
1:H:52:ASP:OD1	1:H:54:VAL:HG12	2.10	0.51
1:H:344:GLY:O	1:H:348:GLN:HG3	2.10	0.51
1:O:23:LEU:HD22	1:O:74:VAL:HG13	1.93	0.51
1:C:233:MET:HE1	1:F:242:LYS:HD2	1.92	0.51
1:D:111:MET:SD	1:D:438:VAL:HG11	2.50	0.51

Continued on next page...

Continued from previous page...

Atom-1	Atom-2	Interatomic distance (Å)	Clash overlap (Å)
1:K:452:ARG:NH2	6:K:708:HOH:O	2.39	0.51
2:S:50:GLU:N	2:S:50:GLU:OE1	2.43	0.51
1:T:227:ILE:HD12	1:T:309:LEU:HD12	1.93	0.51
1:I:112:ASN:ND2	6:I:706:HOH:O	2.34	0.51
1:F:53:GLY:N	5:F:602:ATP:O1G	2.43	0.51
1:F:513:LEU:HD11	1:K:388:GLU:HA	1.93	0.51
1:H:487:ASN:O	1:H:491:MET:HG3	2.11	0.51
1:Q:124:VAL:HG21	1:Q:508:ALA:HB2	1.93	0.51
1:G:241:ALA:O	1:T:255:GLU:HB2	2.10	0.51
1:C:255:GLU:HB2	1:F:244:GLY:CA	2.41	0.51
1:H:151:SER:HB3	1:H:399:ALA:HA	1.92	0.51
2:W:15:LYS:HE2	2:W:64:ILE:HG23	1.93	0.51
1:A:305:ILE:HG23	1:A:307:MET:HG2	1.93	0.51
1:D:68:ASN:O	1:D:72:GLN:HG2	2.10	0.51
1:K:200:LEU:H	1:K:200:LEU:HD23	1.76	0.51
1:G:321:LYS:N	1:G:334:ASP:O	2.29	0.51
1:A:171:LYS:HE3	1:A:171:LYS:HA	1.92	0.51
1:T:70:GLY:O	1:T:74:VAL:HG22	2.11	0.51
1:G:368:ARG:O	1:G:372:LEU:HG	2.11	0.51
1:C:13:ARG:HD2	1:C:104:LEU:HD22	1.91	0.51
1:K:31:LEU:O	1:K:457:ASN:ND2	2.36	0.51
1:L:38:VAL:HG22	1:O:519:CYS:HB3	1.93	0.51
1:T:132:LYS:HE3	1:T:501:ARG:HD3	1.93	0.51
1:T:363:GLU:O	1:T:366:GLN:HG2	2.11	0.51
1:I:124:VAL:HG21	1:I:508:ALA:HB2	1.94	0.50
1:I:321:LYS:HB2	1:I:334:ASP:HB2	1.92	0.50
1:G:113:PRO:HB2	1:G:516:THR:HA	1.93	0.50
1:A:305:ILE:CG2	1:A:307:MET:HG2	2.42	0.50
1:C:124:VAL:HG21	1:C:508:ALA:HB2	1.93	0.50
1:H:260:ALA:O	1:H:264:VAL:HG23	2.10	0.50
2:J:21:SER:HB2	2:J:27:LEU:HD21	1.93	0.50
1:K:255:GLU:HG2	1:N:244:GLY:H	1.76	0.50
1:K:256:GLY:HA3	1:N:270:ILE:HG21	1.93	0.50
1:G:244:GLY:HA2	1:T:255:GLU:N	2.25	0.50
1:A:259:LEU:O	1:A:263:VAL:HG23	2.11	0.50
1:C:165:ALA:O	1:C:169:VAL:HG22	2.12	0.50
1:D:124:VAL:HG21	1:D:508:ALA:HB2	1.93	0.50
1:H:207:LYS:NZ	1:H:214:GLU:OE1	2.32	0.50
1:H:513:LEU:O	1:H:516:THR:OG1	2.22	0.50
1:Q:363:GLU:O	1:Q:366:GLN:HG2	2.12	0.50
2:S:11:ILE:HD13	2:S:85:ILE:HG12	1.93	0.50

Continued on next page...

Continued from previous page...

Atom-1	Atom-2	Interatomic distance (Å)	Clash overlap (Å)
1:T:475:ASN:HB2	1:T:487:ASN:ND2	2.25	0.50
1:I:386:GLU:O	1:I:390:LYS:HG3	2.11	0.50
2:B:20:LYS:HE2	2:B:24:GLY:HA2	1.93	0.50
1:H:106:ALA:O	1:H:111:MET:HG2	2.11	0.50
1:R:260:ALA:O	1:R:264:VAL:HG23	2.10	0.50
1:I:353:ILE:HG23	1:I:362:ARG:HG3	1.94	0.50
2:W:86:MET:HG3	2:W:90:ASP:HB2	1.94	0.50
1:G:513:LEU:HD11	1:C:388:GLU:HA	1.93	0.50
1:L:458:CYS:SG	1:L:480:ALA:HB1	2.51	0.50
1:O:260:ALA:O	1:O:264:VAL:HG23	2.11	0.50
1:Q:196:ASP:N	6:Q:709:HOH:O	2.38	0.50
1:R:23:LEU:HD22	1:R:74:VAL:HG13	1.93	0.50
1:R:124:VAL:HG21	1:R:508:ALA:HB2	1.94	0.50
1:C:238:GLU:O	1:C:241:ALA:HB3	2.10	0.50
1:K:236:VAL:O	1:K:240:VAL:HG23	2.11	0.50
1:O:34:LYS:NZ	1:O:483:GLU:OE2	2.44	0.50
1:Q:513:LEU:HD11	1:T:388:GLU:HA	1.92	0.50
1:T:248:LEU:HD13	1:T:325:ILE:HD11	1.93	0.50
1:A:472:GLY:HA3	1:A:476:TYR:CD2	2.46	0.50
1:H:225:LYS:HD3	1:H:309:LEU:HD11	1.92	0.50
1:K:175:ILE:H	1:K:404:ARG:HH22	1.59	0.50
1:N:218:PRO:HG3	1:N:323:VAL:HB	1.93	0.50
1:Q:366:GLN:HA	1:Q:369:VAL:HG22	1.93	0.50
2:W:11:ILE:HD13	2:W:85:ILE:HG12	1.93	0.50
1:G:230:ILE:HG22	1:G:234:LEU:HG	1.94	0.50
1:H:352:GLN:HB2	1:H:365:LEU:CD2	2.42	0.50
1:K:320:ALA:HA	1:K:335:GLY:HA2	1.92	0.50
1:L:111:MET:SD	1:L:438:VAL:HG11	2.51	0.50
1:Q:13:ARG:HD2	1:Q:104:LEU:HD22	1.93	0.50
1:Q:234:LEU:O	1:Q:238:GLU:HB2	2.12	0.50
1:I:151:SER:HB3	1:I:399:ALA:HA	1.93	0.50
1:C:206:ASN:HD21	1:C:272:LYS:HE2	1.77	0.50
1:D:13:ARG:HD2	1:D:104:LEU:HD22	1.93	0.50
1:D:18:ARG:NH1	6:D:710:HOH:O	2.44	0.50
1:F:7:LYS:NZ	6:F:707:HOH:O	2.40	0.50
1:K:124:VAL:HG21	1:K:508:ALA:CB	2.42	0.50
1:R:151:SER:HB3	1:R:399:ALA:HA	1.92	0.50
2:W:2:ASN:C	2:W:3:ILE:HD12	2.32	0.50
1:G:41:ASP:HB2	1:T:69:MET:SD	2.50	0.50
1:D:226:LYS:HG2	1:D:227:ILE:N	2.27	0.50
1:R:299:THR:OG1	1:R:316:ASP:OD1	2.23	0.50

Continued on next page...

Continued from previous page...

Atom-1	Atom-2	Interatomic distance (Å)	Clash overlap (Å)
1:T:213:VAL:CG1	1:T:325:ILE:HB	2.41	0.50
1:I:168:LYS:HD3	1:I:189:VAL:HG21	1.93	0.49
2:W:9:ARG:NH1	2:B:91:ILE:O	2.44	0.49
1:G:165:ALA:O	1:G:169:VAL:HG22	2.12	0.49
1:G:270:ILE:HG21	1:T:256:GLY:HA3	1.94	0.49
1:A:124:VAL:HG21	1:A:508:ALA:HB2	1.94	0.49
2:E:37:ARG:HG2	2:E:66:ILE:HG12	1.94	0.49
1:F:69:MET:HE3	1:K:41:ASP:HB2	1.94	0.49
1:L:226:LYS:HD2	1:L:252:GLU:OE2	2.12	0.49
1:L:279:PRO:HG2	1:L:288:MET:HG2	1.94	0.49
1:L:353:ILE:HG23	1:L:362:ARG:HG3	1.94	0.49
1:R:361:ASP:O	1:R:365:LEU:HD12	2.11	0.49
2:S:64:ILE:HD12	2:S:64:ILE:H	1.77	0.49
1:T:466:ALA:O	1:T:470:LYS:HG3	2.11	0.49
1:G:141:SER:OG	1:G:142:LYS:N	2.46	0.49
1:G:200:LEU:HD11	1:G:277:LYS:HG3	1.94	0.49
1:G:218:PRO:HG3	1:G:323:VAL:HB	1.92	0.49
1:C:487:ASN:O	1:C:491:MET:HG3	2.12	0.49
1:F:124:VAL:HG21	1:F:508:ALA:CB	2.42	0.49
1:K:513:LEU:HD11	1:N:388:GLU:HA	1.93	0.49
1:T:322:ARG:HG2	1:T:333:ILE:HD12	1.94	0.49
1:G:255:GLU:HB2	1:C:244:GLY:N	2.27	0.49
1:D:349:ILE:HA	1:D:352:GLN:HG3	1.94	0.49
1:N:40:LEU:HD13	1:N:59:GLU:HG3	1.95	0.49
1:Q:124:VAL:HG21	1:Q:508:ALA:CB	2.43	0.49
1:A:362:ARG:HH11	1:A:362:ARG:CB	2.23	0.49
1:C:227:ILE:HG12	1:C:233:MET:SD	2.53	0.49
1:I:221:LEU:HD23	1:I:249:ILE:HG12	1.94	0.49
1:A:151:SER:HB3	1:A:399:ALA:HA	1.93	0.49
1:D:151:SER:HB3	1:D:399:ALA:HA	1.93	0.49
1:O:513:LEU:O	1:O:516:THR:OG1	2.26	0.49
1:Q:253:ASP:HB3	1:T:245:LYS:NZ	2.27	0.49
1:R:282:GLY:HA2	1:R:286:LYS:NZ	2.27	0.49
1:T:475:ASN:HB2	1:T:487:ASN:HD21	1.78	0.49
2:W:64:ILE:O	2:W:95:VAL:N	2.35	0.49
2:J:8:ASP:HA	2:J:57:LEU:HD21	1.94	0.49
2:J:64:ILE:O	2:J:95:VAL:N	2.28	0.49
1:L:259:LEU:O	1:L:263:VAL:HG23	2.12	0.49
1:Q:73:MET:CE	1:Q:514:MET:HG2	2.42	0.49
1:G:37:ASN:ND2	1:T:516:THR:OG1	2.45	0.49
1:G:238:GLU:OE1	1:T:229:ASN:HA	2.12	0.49

Continued on next page...

Continued from previous page...

Atom-1	Atom-2	Interatomic distance (Å)	Clash overlap (Å)
1:F:363:GLU:O	1:F:366:GLN:HG2	2.12	0.49
1:K:257:GLU:OE2	1:N:271:VAL:HB	2.12	0.49
1:O:151:SER:HB3	1:O:399:ALA:HA	1.93	0.49
1:I:225:LYS:HD3	1:I:309:LEU:HD11	1.94	0.49
1:K:219:PHE:HA	1:K:245:LYS:HZ2	1.78	0.49
1:L:278:ALA:HB1	1:L:289:LEU:HD21	1.94	0.49
1:I:519:CYS:HB3	1:R:38:VAL:HG22	1.95	0.49
1:G:124:VAL:HG21	1:G:508:ALA:CB	2.42	0.49
1:C:261:THR:HG23	1:F:268:ARG:HG2	1.94	0.49
1:F:456:LEU:HG	1:F:462:PRO:HG3	1.95	0.49
1:T:151:SER:HB3	1:T:399:ALA:HA	1.95	0.49
1:T:158:VAL:O	1:T:162:ILE:HG12	2.13	0.49
1:C:164:GLU:HA	1:C:167:ASP:OD2	2.12	0.49
1:D:352:GLN:HB2	1:D:365:LEU:CD2	2.43	0.49
1:N:124:VAL:HG21	1:N:508:ALA:CB	2.42	0.49
1:Q:259:LEU:HB2	1:T:242:LYS:HE3	1.95	0.49
1:A:106:ALA:O	1:A:111:MET:HG3	2.13	0.48
1:D:168:LYS:HD3	1:D:189:VAL:HG21	1.95	0.48
1:D:362:ARG:HB2	1:D:362:ARG:NH1	2.28	0.48
1:F:168:LYS:HD2	1:F:189:VAL:HG21	1.95	0.48
1:H:160:LYS:HB3	1:H:160:LYS:HE3	1.61	0.48
1:K:213:VAL:CG1	1:K:325:ILE:HB	2.43	0.48
1:O:38:VAL:HG22	1:R:519:CYS:HB3	1.95	0.48
1:Q:73:MET:HE2	1:T:49:ILE:HD11	1.95	0.48
1:T:193:MET:HE1	1:T:195:PHE:HB3	1.95	0.48
1:C:248:LEU:HD13	1:C:325:ILE:HD11	1.95	0.48
1:F:128:VAL:O	1:F:132:LYS:HD3	2.12	0.48
1:H:124:VAL:HG21	1:H:508:ALA:HB2	1.95	0.48
1:K:4:LYS:N	1:N:61:GLU:O	2.42	0.48
1:N:27:VAL:O	1:N:30:THR:OG1	2.31	0.48
1:D:339:GLU:O	1:D:343:GLN:HG2	2.13	0.48
1:F:158:VAL:O	1:F:162:ILE:HG12	2.13	0.48
1:L:39:VAL:HG23	1:O:517:THR:OG1	2.14	0.48
1:F:240:VAL:HG11	1:F:247:LEU:HD13	1.95	0.48
1:H:111:MET:HG3	1:H:116:LEU:HD11	1.94	0.48
1:K:278:ALA:HB3	1:K:285:ARG:HH11	1.78	0.48
1:L:201:SER:HB2	1:L:259:LEU:HD11	1.94	0.48
2:M:11:ILE:HD13	2:M:85:ILE:HG12	1.94	0.48
1:N:254:VAL:HG11	1:N:275:ALA:HB1	1.95	0.48
1:O:112:ASN:ND2	6:O:712:HOH:O	2.43	0.48
1:O:259:LEU:O	1:O:263:VAL:HG23	2.14	0.48

Continued on next page...

Continued from previous page...

Atom-1	Atom-2	Interatomic distance (Å)	Clash overlap (Å)
1:R:34:LYS:NZ	1:R:483:GLU:OE2	2.45	0.48
1:R:345:ARG:HA	1:R:348:GLN:HG3	1.94	0.48
1:T:124:VAL:HG21	1:T:508:ALA:CB	2.42	0.48
1:T:366:GLN:HA	1:T:369:VAL:HG22	1.94	0.48
1:D:346:VAL:O	1:D:350:ARG:HG3	2.13	0.48
1:Q:221:LEU:HB2	1:Q:247:LEU:HD11	1.94	0.48
2:J:4:ARG:O	2:J:4:ARG:HG3	2.14	0.48
1:O:264:VAL:HG21	2:P:28:THR:HG21	1.94	0.48
1:T:40:LEU:HD13	1:T:59:GLU:HG3	1.95	0.48
1:T:213:VAL:HG12	1:T:325:ILE:HB	1.95	0.48
1:T:415:GLY:H	5:T:602:ATP:HO2'	1.59	0.48
1:G:130:GLU:OE1	6:G:701:HOH:O	2.20	0.48
1:A:321:LYS:HE2	1:A:334:ASP:HB3	1.96	0.48
1:C:124:VAL:HG21	1:C:508:ALA:CB	2.43	0.48
1:N:69:MET:SD	1:Q:41:ASP:HB2	2.53	0.48
1:N:252:GLU:HA	1:N:285:ARG:NH1	2.29	0.48
1:N:307:MET:SD	1:N:308:GLU:N	2.86	0.48
1:R:513:LEU:O	1:R:516:THR:OG1	2.25	0.48
1:I:41:ASP:HB2	1:A:69:MET:SD	2.53	0.48
1:C:245:LYS:HG2	1:C:319:GLN:NE2	2.29	0.48
1:K:165:ALA:O	1:K:169:VAL:HG22	2.13	0.48
2:M:77:LYS:O	2:P:37:ARG:NH2	2.46	0.48
1:R:309:LEU:H	1:R:309:LEU:HD12	1.79	0.48
1:I:4:LYS:N	1:R:61:GLU:O	2.46	0.48
1:I:52:ASP:OD2	1:I:54:VAL:HG12	2.14	0.48
1:I:169:VAL:HB	1:I:173:GLY:HA3	1.96	0.48
1:A:196:ASP:HA	1:A:329:THR:HG22	1.95	0.48
1:C:323:VAL:HG22	1:C:332:ILE:HG12	1.96	0.48
1:R:178:GLU:OE2	1:R:380:LYS:HE3	2.14	0.48
1:R:291:ASP:HB3	1:R:372:LEU:HD21	1.96	0.48
1:I:366:GLN:NE2	6:I:715:HOH:O	2.47	0.47
1:A:13:ARG:HD2	1:A:104:LEU:HD22	1.96	0.47
1:A:23:LEU:HD22	1:A:74:VAL:HG13	1.95	0.47
1:F:197:ARG:HG3	1:F:279:PRO:HD3	1.96	0.47
1:K:146:GLN:NE2	6:K:715:HOH:O	2.46	0.47
1:O:124:VAL:HG21	1:O:508:ALA:HB2	1.95	0.47
1:R:248:LEU:HD23	1:R:325:ILE:HD11	1.96	0.47
1:T:168:LYS:HD2	1:T:189:VAL:HG21	1.96	0.47
1:I:510:VAL:O	1:I:514:MET:HG3	2.13	0.47
1:C:27:VAL:O	1:C:30:THR:OG1	2.32	0.47
1:F:165:ALA:O	1:F:169:VAL:HG22	2.14	0.47

Continued on next page...

Continued from previous page...

Atom-1	Atom-2	Interatomic distance (Å)	Clash overlap (Å)
1:F:237:LEU:HD23	1:F:247:LEU:HD23	1.95	0.47
1:F:325:ILE:HG12	1:F:330:THR:HG23	1.96	0.47
1:K:213:VAL:HG12	1:K:325:ILE:HB	1.96	0.47
1:N:248:LEU:HD13	1:N:325:ILE:HD11	1.96	0.47
1:Q:221:LEU:HD23	1:Q:249:ILE:HG12	1.95	0.47
1:T:27:VAL:O	1:T:30:THR:OG1	2.32	0.47
1:I:111:MET:SD	1:I:438:VAL:HG11	2.54	0.47
1:I:487:ASN:O	1:I:491:MET:HG3	2.13	0.47
1:C:151:SER:HB3	1:C:399:ALA:HA	1.95	0.47
1:F:200:LEU:HD11	1:F:277:LYS:HG3	1.97	0.47
1:F:226:LYS:HZ1	1:F:254:VAL:HA	1.79	0.47
1:H:309:LEU:HD12	1:H:309:LEU:H	1.79	0.47
1:Q:165:ALA:O	1:Q:169:VAL:HG22	2.14	0.47
1:Q:259:LEU:HD22	1:T:242:LYS:HE3	1.96	0.47
1:R:225:LYS:HD3	1:R:309:LEU:HD11	1.97	0.47
1:R:291:ASP:OD1	1:R:345:ARG:NE	2.45	0.47
1:T:293:ALA:O	1:T:298:GLY:N	2.46	0.47
1:G:158:VAL:O	1:G:162:ILE:HG12	2.15	0.47
1:G:234:LEU:HD23	1:G:234:LEU:HA	1.76	0.47
1:K:158:VAL:O	1:K:162:ILE:HG12	2.14	0.47
1:L:174:VAL:HG22	1:L:366:GLN:HG3	1.96	0.47
1:N:165:ALA:O	1:N:169:VAL:HG22	2.14	0.47
1:N:226:LYS:HZ1	1:N:254:VAL:HA	1.79	0.47
1:A:367:GLU:O	1:A:371:LYS:HD2	2.14	0.47
1:F:151:SER:HB3	1:F:399:ALA:HA	1.95	0.47
2:P:13:LYS:HG2	2:P:39:GLU:HB3	1.97	0.47
1:Q:168:LYS:HD2	1:Q:189:VAL:HG21	1.97	0.47
1:I:23:LEU:HD22	1:I:74:VAL:HG13	1.96	0.47
1:G:268:ARG:HG2	1:T:261:THR:HG23	1.96	0.47
1:G:491:MET:HE3	1:G:493:ILE:HD12	1.95	0.47
1:A:199:TYR:HA	1:A:276:VAL:HG12	1.95	0.47
1:A:342:ILE:O	1:A:346:VAL:HG22	2.13	0.47
1:C:158:VAL:O	1:C:162:ILE:HG12	2.14	0.47
1:C:230:ILE:HG13	1:F:238:GLU:OE2	2.14	0.47
1:C:321:LYS:HB3	1:C:334:ASP:HB3	1.96	0.47
1:N:513:LEU:HD11	1:Q:388:GLU:HA	1.95	0.47
1:Q:171:LYS:HB3	1:Q:407:VAL:HG11	1.97	0.47
1:Q:350:ARG:O	1:Q:354:GLU:HG2	2.15	0.47
1:T:325:ILE:HG12	1:T:330:THR:HG23	1.96	0.47
1:T:404:ARG:HG2	1:T:404:ARG:HH11	1.78	0.47
1:G:39:VAL:HG22	1:G:49:ILE:HG12	1.96	0.47

Continued on next page...

Continued from previous page...

Atom-1	Atom-2	Interatomic distance (Å)	Clash overlap (Å)
1:G:405:ALA:HB1	1:G:498:LYS:HB3	1.97	0.47
1:C:58:ARG:HA	1:C:75:LYS:HD3	1.97	0.47
1:C:240:VAL:HA	1:C:243:ALA:HB3	1.96	0.47
1:C:478:TYR:OH	1:C:483:GLU:OE1	2.25	0.47
1:F:230:ILE:HG13	1:K:238:GLU:OE2	2.14	0.47
1:F:360:TYR:O	1:F:363:GLU:HG2	2.14	0.47
1:K:479:ASN:HB2	1:K:491:MET:CE	2.45	0.47
1:N:510:VAL:HG23	1:Q:385:THR:HG21	1.96	0.47
1:O:309:LEU:HD12	1:O:309:LEU:H	1.79	0.47
2:P:15:LYS:HE2	2:P:64:ILE:HG21	1.97	0.47
1:R:199:TYR:HA	1:R:276:VAL:HG12	1.97	0.47
1:R:352:GLN:HB2	1:R:365:LEU:CD2	2.45	0.47
1:G:242:LYS:NZ	1:T:230:ILE:HA	2.30	0.47
1:D:23:LEU:HD22	1:D:74:VAL:HG13	1.96	0.47
1:D:194:GLN:HA	1:D:330:THR:O	2.15	0.47
1:H:39:VAL:HG23	1:L:517:THR:OG1	2.15	0.47
1:T:165:ALA:O	1:T:169:VAL:HG22	2.14	0.47
1:T:456:LEU:HG	1:T:462:PRO:HG3	1.97	0.47
2:W:73:VAL:HA	2:W:85:ILE:O	2.15	0.47
1:G:388:GLU:HA	1:T:513:LEU:HD11	1.96	0.47
1:C:456:LEU:HG	1:C:462:PRO:HG3	1.96	0.47
1:D:309:LEU:HD12	1:D:309:LEU:H	1.80	0.47
1:L:56:VAL:O	1:L:60:ILE:HG12	2.15	0.47
1:O:160:LYS:HB3	1:O:160:LYS:HE3	1.65	0.47
1:I:359:ASP:OD1	1:I:362:ARG:NH2	2.46	0.47
2:B:77:LYS:HD2	2:B:82:GLU:HA	1.97	0.47
1:C:321:LYS:N	1:C:334:ASP:O	2.48	0.47
1:F:31:LEU:O	1:F:457:ASN:ND2	2.37	0.47
1:F:58:ARG:HA	1:F:75:LYS:HD3	1.97	0.47
1:F:213:VAL:CG1	1:F:325:ILE:HB	2.44	0.47
1:F:240:VAL:HA	1:F:243:ALA:HB3	1.97	0.47
1:K:196:ASP:OD1	1:K:329:THR:OG1	2.33	0.47
1:K:261:THR:HG23	1:N:268:ARG:HG2	1.96	0.47
1:L:513:LEU:O	1:L:516:THR:OG1	2.30	0.47
1:O:61:GLU:O	1:R:4:LYS:N	2.46	0.47
2:S:12:VAL:HG22	2:S:40:VAL:HG22	1.96	0.47
1:G:261:THR:HG23	1:C:268:ARG:HG2	1.96	0.46
1:C:255:GLU:HG2	1:C:257:GLU:HB2	1.97	0.46
1:F:223:ALA:O	1:F:251:ALA:HA	2.15	0.46
1:F:350:ARG:O	1:F:354:GLU:HG2	2.15	0.46
2:P:68:ASN:HB2	2:P:92:LEU:HD21	1.96	0.46

Continued on next page...

Continued from previous page...

Atom-1	Atom-2	Interatomic distance (Å)	Clash overlap (Å)
1:I:517:THR:OG1	1:R:39:VAL:HG23	2.15	0.46
1:G:259:LEU:HB2	1:C:242:LYS:HE3	1.97	0.46
1:A:219:PHE:CZ	1:A:245:LYS:HE2	2.50	0.46
1:C:415:GLY:HA2	5:C:602:ATP:H1'	1.96	0.46
1:K:219:PHE:O	1:K:248:LEU:HB3	2.15	0.46
1:L:221:LEU:HD23	1:L:249:ILE:HG12	1.97	0.46
1:N:158:VAL:O	1:N:162:ILE:HG12	2.15	0.46
1:N:218:PRO:HA	1:N:246:PRO:HG2	1.97	0.46
1:R:362:ARG:HG2	1:R:362:ARG:HH11	1.79	0.46
1:I:308:GLU:HG3	1:I:310:GLU:OE1	2.16	0.46
2:W:20:LYS:HE2	2:W:24:GLY:HA2	1.98	0.46
1:C:40:LEU:HD13	1:C:59:GLU:HG3	1.97	0.46
1:C:234:LEU:HA	1:C:234:LEU:HD23	1.79	0.46
1:D:178:GLU:OE2	1:D:380:LYS:HE3	2.15	0.46
1:L:328:ASP:OD1	1:L:329:THR:HG23	2.16	0.46
1:N:227:ILE:HG12	1:N:233:MET:SD	2.55	0.46
1:N:251:ALA:HB3	1:N:254:VAL:HG22	1.97	0.46
1:O:263:VAL:O	1:O:267:MET:SD	2.74	0.46
2:P:77:LYS:O	2:S:37:ARG:NH2	2.48	0.46
1:Q:102:GLU:HB2	1:Q:442:VAL:HG13	1.97	0.46
1:Q:158:VAL:O	1:Q:162:ILE:HG12	2.15	0.46
1:A:263:VAL:O	1:A:267:MET:SD	2.74	0.46
1:A:326:ASN:OD1	1:A:327:LYS:N	2.49	0.46
1:C:221:LEU:HD23	1:C:249:ILE:HG12	1.97	0.46
1:F:219:PHE:N	1:F:246:PRO:O	2.48	0.46
1:H:69:MET:HE1	1:H:521:VAL:O	2.16	0.46
1:K:219:PHE:HA	1:K:245:LYS:NZ	2.29	0.46
1:K:422:VAL:HA	1:K:425:LYS:HE2	1.98	0.46
1:L:171:LYS:HE3	1:L:171:LYS:HA	1.97	0.46
1:N:4:LYS:N	1:Q:61:GLU:O	2.44	0.46
1:N:498:LYS:HG3	1:N:501:ARG:HH21	1.80	0.46
2:W:8:ASP:HB3	2:W:47:ARG:HB2	1.97	0.46
1:F:196:ASP:N	6:F:708:HOH:O	2.40	0.46
1:L:13:ARG:HD2	1:L:104:LEU:HD22	1.96	0.46
2:M:73:VAL:HG23	2:M:86:MET:HB3	1.97	0.46
1:O:111:MET:SD	1:O:438:VAL:HG11	2.55	0.46
2:P:3:ILE:HD12	2:S:95:VAL:HG22	1.98	0.46
1:Q:360:TYR:O	1:Q:363:GLU:HG2	2.15	0.46
1:T:102:GLU:HB2	1:T:442:VAL:HG13	1.97	0.46
1:T:350:ARG:O	1:T:354:GLU:HG2	2.15	0.46
2:W:77:LYS:HD2	2:W:82:GLU:HA	1.98	0.46

Continued on next page...

Continued from previous page...

Atom-1	Atom-2	Interatomic distance (Å)	Clash overlap (Å)
1:K:27:VAL:O	1:K:30:THR:OG1	2.30	0.46
1:L:61:GLU:O	1:O:4:LYS:N	2.45	0.46
2:M:96:GLU:OE1	2:M:96:GLU:N	2.46	0.46
1:N:257:GLU:HB3	1:Q:241:ALA:HB1	1.98	0.46
1:O:73:MET:HB3	1:O:514:MET:SD	2.56	0.46
1:O:226:LYS:HD2	1:O:252:GLU:OE2	2.15	0.46
1:T:219:PHE:CE1	1:T:317:LEU:HB3	2.50	0.46
1:T:360:TYR:O	1:T:363:GLU:HG2	2.16	0.46
1:T:361:ASP:HA	1:T:364:LYS:HE3	1.98	0.46
1:I:56:VAL:O	1:I:60:ILE:HG12	2.16	0.46
1:D:52:ASP:OD2	1:D:394:ALA:HB1	2.16	0.46
1:D:61:GLU:O	1:H:4:LYS:N	2.47	0.46
1:F:31:LEU:HD23	1:F:453:GLN:HB3	1.97	0.46
1:H:61:GLU:O	1:L:4:LYS:N	2.46	0.46
1:K:25:ASP:O	1:K:29:VAL:HG13	2.16	0.46
1:K:234:LEU:HD23	1:K:234:LEU:HA	1.81	0.46
1:T:12:ALA:HB1	1:T:520:MET:HE2	1.98	0.46
1:T:421:ARG:NH2	1:T:476:TYR:O	2.49	0.46
1:G:456:LEU:HG	1:G:462:PRO:HG3	1.97	0.46
1:D:172:GLU:OE1	1:D:172:GLU:HA	2.16	0.46
1:F:285:ARG:O	1:F:288:MET:HG2	2.16	0.46
1:N:102:GLU:HB2	1:N:442:VAL:HG13	1.98	0.46
1:N:236:VAL:CG2	1:N:309:LEU:HB3	2.37	0.46
1:O:347:ALA:HA	1:O:350:ARG:HD2	1.97	0.46
1:O:487:ASN:O	1:O:491:MET:HG3	2.15	0.46
1:R:230:ILE:HG12	1:R:261:THR:HG21	1.97	0.46
1:K:325:ILE:HG12	1:K:330:THR:HG23	1.98	0.46
2:S:20:LYS:HE2	2:S:24:GLY:HA2	1.98	0.46
2:W:21:SER:HB2	2:W:27:LEU:HD21	1.98	0.46
1:D:197:ARG:NH1	1:D:277:LYS:HZ2	2.14	0.46
2:J:85:ILE:HG21	2:M:92:LEU:HB3	1.98	0.46
1:L:339:GLU:O	1:L:343:GLN:HG2	2.16	0.46
1:N:260:ALA:HA	1:N:263:VAL:HG12	1.98	0.46
1:O:39:VAL:HG23	1:R:517:THR:OG1	2.15	0.46
1:O:319:GLN:HB3	1:O:336:VAL:HB	1.98	0.46
1:Q:361:ASP:HA	1:Q:364:LYS:HE3	1.98	0.46
1:I:322:ARG:HH12	1:I:324:VAL:HG23	1.81	0.45
1:G:271:VAL:HB	1:T:257:GLU:OE2	2.17	0.45
1:D:56:VAL:O	1:D:60:ILE:HG12	2.17	0.45
1:H:73:MET:HB3	1:H:514:MET:SD	2.56	0.45
1:L:309:LEU:HD12	1:L:309:LEU:H	1.81	0.45

Continued on next page...

Continued from previous page...

Atom-1	Atom-2	Interatomic distance (Å)	Clash overlap (Å)
1:T:302:SER:HB3	1:T:305:ILE:HG12	1.99	0.45
1:G:255:GLU:CG	1:C:271:VAL:HG21	2.46	0.45
1:A:52:ASP:OD1	1:A:394:ALA:HB1	2.16	0.45
1:C:175:ILE:HG12	1:C:377:ALA:HB3	1.98	0.45
1:D:226:LYS:HG3	1:D:253:ASP:HB3	1.98	0.45
1:K:278:ALA:HB1	1:K:288:MET:HE1	1.99	0.45
1:I:172:GLU:OE1	1:I:172:GLU:HA	2.17	0.45
1:I:284:ARG:HG2	1:I:284:ARG:NH1	2.21	0.45
1:G:510:VAL:HG23	1:C:385:THR:HG21	1.98	0.45
1:A:339:GLU:O	1:A:343:GLN:HG2	2.17	0.45
1:C:185:ASP:HA	1:C:380:LYS:O	2.15	0.45
1:K:102:GLU:HB2	1:K:442:VAL:HG13	1.98	0.45
1:L:285:ARG:O	1:L:289:LEU:HG	2.17	0.45
2:M:76:GLU:HG2	2:P:66:ILE:HD13	1.97	0.45
1:N:25:ASP:O	1:N:29:VAL:HG13	2.17	0.45
1:R:56:VAL:O	1:R:60:ILE:HG12	2.17	0.45
1:I:263:VAL:O	1:I:267:MET:SD	2.75	0.45
1:I:291:ASP:HB3	1:I:372:LEU:HD21	1.98	0.45
1:I:328:ASP:OD1	1:I:329:THR:HG23	2.17	0.45
1:G:466:ALA:O	1:G:470:LYS:HG3	2.16	0.45
1:C:253:ASP:OD1	1:C:277:LYS:HE2	2.16	0.45
1:D:405:ALA:HB1	1:D:498:LYS:HB3	1.98	0.45
1:F:233:MET:CE	1:K:242:LYS:HE2	2.46	0.45
1:K:392:LYS:O	1:K:396:VAL:HG23	2.17	0.45
1:R:339:GLU:HG3	1:R:343:GLN:OE1	2.16	0.45
1:T:392:LYS:O	1:T:396:VAL:HG23	2.17	0.45
1:A:290:GLN:O	1:A:294:THR:HG23	2.16	0.45
1:C:260:ALA:HB3	1:F:270:ILE:HG13	1.97	0.45
1:C:510:VAL:HG23	1:F:385:THR:HG21	1.98	0.45
1:D:219:PHE:CZ	1:D:245:LYS:HE2	2.52	0.45
1:F:25:ASP:O	1:F:29:VAL:HG13	2.17	0.45
1:F:175:ILE:HG12	1:F:377:ALA:HB3	1.99	0.45
2:J:15:LYS:HG3	2:J:38:GLY:HA2	1.98	0.45
2:J:18:GLU:HG3	2:J:20:LYS:O	2.16	0.45
1:K:58:ARG:HA	1:K:75:LYS:HD3	1.98	0.45
1:O:174:VAL:HG23	1:O:370:ALA:HB2	1.99	0.45
1:R:349:ILE:HG23	1:R:365:LEU:HD23	1.99	0.45
1:I:73:MET:HB3	1:I:514:MET:SD	2.57	0.45
1:G:428:ASP:OD1	1:G:428:ASP:N	2.43	0.45
1:A:112:ASN:ND2	6:A:715:HOH:O	2.41	0.45
1:A:221:LEU:HD23	1:A:249:ILE:HG13	1.99	0.45

Continued on next page...

Continued from previous page...

Atom-1	Atom-2	Interatomic distance (Å)	Clash overlap (Å)
1:F:364:LYS:O	1:F:368:ARG:HG3	2.16	0.45
1:H:34:LYS:NZ	1:H:483:GLU:OE2	2.47	0.45
1:K:191:GLU:O	1:K:334:ASP:HA	2.17	0.45
1:T:161:LEU:HD23	1:T:379:ILE:HG23	1.99	0.45
1:D:169:VAL:HB	1:D:173:GLY:HA3	1.99	0.45
1:F:39:VAL:HG22	1:F:49:ILE:HG12	1.99	0.45
1:F:259:LEU:HB2	1:K:242:LYS:HE3	1.98	0.45
1:L:488:MET:HE3	1:L:493:ILE:HB	1.98	0.45
1:N:421:ARG:NH2	1:N:476:TYR:O	2.50	0.45
1:Q:58:ARG:HA	1:Q:75:LYS:HD3	1.98	0.45
1:Q:415:GLY:HA2	5:Q:602:ATP:H1'	1.99	0.45
1:R:259:LEU:O	1:R:263:VAL:HG12	2.16	0.45
1:T:196:ASP:OD1	1:T:329:THR:OG1	2.34	0.45
1:I:438:VAL:O	1:I:442:VAL:HG13	2.17	0.45
1:G:151:SER:HB3	1:G:399:ALA:HA	1.98	0.45
1:G:171:LYS:HE3	1:G:171:LYS:HB2	1.84	0.45
1:G:482:THR:OG1	1:G:484:GLU:HG3	2.17	0.45
1:A:56:VAL:O	1:A:60:ILE:HG12	2.17	0.45
1:C:237:LEU:HD23	1:C:247:LEU:HD23	1.98	0.45
1:K:243:ALA:O	1:K:245:LYS:N	2.40	0.45
1:L:174:VAL:HG23	1:L:370:ALA:HB2	1.99	0.45
1:R:487:ASN:O	1:R:491:MET:HG3	2.17	0.45
1:T:289:LEU:HA	1:T:292:ILE:HD12	1.97	0.45
1:A:252:GLU:O	1:A:277:LYS:HG3	2.17	0.45
1:D:200:LEU:HD21	1:D:277:LYS:HB2	1.98	0.45
2:E:2:ASN:O	2:E:3:ILE:HD12	2.17	0.45
1:N:226:LYS:NZ	1:N:254:VAL:HA	2.32	0.45
1:N:234:LEU:HD23	1:N:234:LEU:HA	1.79	0.45
1:Q:392:LYS:O	1:Q:396:VAL:HG23	2.17	0.45
2:S:18:GLU:OE1	2:S:18:GLU:HA	2.17	0.45
1:G:58:ARG:HA	1:G:75:LYS:HD3	1.99	0.45
1:A:69:MET:HE1	1:A:522:THR:HB	1.99	0.45
2:B:2:ASN:O	2:B:3:ILE:HD12	2.16	0.45
1:D:361:ASP:O	1:D:365:LEU:HD12	2.17	0.45
2:E:8:ASP:HB3	2:E:47:ARG:HB2	1.98	0.45
2:E:77:LYS:HD2	2:E:82:GLU:HA	1.99	0.45
1:F:366:GLN:HA	1:F:369:VAL:HG22	1.99	0.45
1:F:510:VAL:HG23	1:K:385:THR:HG21	1.99	0.45
1:K:285:ARG:O	1:K:288:MET:HG2	2.17	0.45
1:K:510:VAL:HG23	1:N:385:THR:HG21	1.98	0.45
1:N:150:ILE:HG13	1:N:493:ILE:HA	1.98	0.45

Continued on next page...

Continued from previous page...

Atom-1	Atom-2	Interatomic distance (Å)	Clash overlap (Å)
1:O:39:VAL:HB	1:R:520:MET:HG2	1.99	0.45
1:O:252:GLU:HG3	1:O:285:ARG:NH1	2.32	0.45
1:T:234:LEU:HD23	1:T:234:LEU:HA	1.79	0.45
1:A:320:ALA:HA	1:A:336:VAL:HG23	1.99	0.44
1:C:68:ASN:O	1:C:72:GLN:HG2	2.17	0.44
1:C:392:LYS:O	1:C:396:VAL:HG23	2.17	0.44
1:F:255:GLU:HB2	1:K:244:GLY:CA	2.35	0.44
1:F:479:ASN:HB2	1:F:491:MET:CE	2.48	0.44
1:H:111:MET:SD	1:H:438:VAL:HG11	2.56	0.44
1:N:73:MET:SD	1:Q:49:ILE:HD11	2.57	0.44
1:N:392:LYS:O	1:N:396:VAL:HG23	2.17	0.44
2:P:18:GLU:HG3	2:P:20:LYS:O	2.18	0.44
2:S:78:ILE:O	2:S:78:ILE:HG13	2.17	0.44
1:G:196:ASP:N	6:G:715:HOH:O	2.41	0.44
1:G:219:PHE:HE2	1:G:317:LEU:HB2	1.82	0.44
1:A:352:GLN:CG	1:A:365:LEU:HD21	2.47	0.44
2:B:11:ILE:HD13	2:B:85:ILE:HG12	1.99	0.44
1:C:219:PHE:N	1:C:246:PRO:O	2.50	0.44
1:F:257:GLU:HB2	1:K:271:VAL:HB	1.98	0.44
1:H:174:VAL:HG23	1:H:370:ALA:HB2	1.99	0.44
1:L:85:ALA:HB1	1:L:499:VAL:HG22	1.99	0.44
1:N:415:GLY:HA2	5:N:602:ATP:HI'	1.99	0.44
1:T:68:ASN:O	1:T:72:GLN:HG2	2.17	0.44
1:C:102:GLU:HB2	1:C:442:VAL:HG13	1.97	0.44
1:K:200:LEU:HD13	1:K:254:VAL:O	2.18	0.44
1:L:124:VAL:HG21	1:L:508:ALA:HB2	1.97	0.44
1:L:225:LYS:HZ2	1:L:227:ILE:HG22	1.82	0.44
1:N:479:ASN:HB2	1:N:491:MET:CE	2.47	0.44
1:O:69:MET:HE3	1:O:521:VAL:O	2.17	0.44
1:G:385:THR:HG21	1:T:510:VAL:HG23	1.98	0.44
1:C:139:SER:HA	1:C:171:LYS:NZ	2.31	0.44
1:D:303:GLU:N	1:D:303:GLU:OE2	2.51	0.44
1:D:360:TYR:HA	1:D:363:GLU:OE2	2.16	0.44
1:D:438:VAL:O	1:D:442:VAL:HG13	2.17	0.44
1:F:301:ILE:HG21	1:F:309:LEU:HD23	1.99	0.44
1:F:361:ASP:HA	1:F:364:LYS:HE3	1.98	0.44
1:H:56:VAL:O	1:H:60:ILE:HG12	2.17	0.44
1:K:227:ILE:HD11	1:K:232:GLU:CB	2.46	0.44
1:K:229:ASN:ND2	1:N:238:GLU:OE1	2.51	0.44
1:Q:461:GLU:OE1	1:R:463:SER:OG	2.27	0.44
1:T:417:VAL:HG21	1:T:477:GLY:HA3	1.98	0.44

Continued on next page...

Continued from previous page...

Atom-1	Atom-2	Interatomic distance (Å)	Clash overlap (Å)
1:G:40:LEU:HD13	1:G:59:GLU:HG3	1.99	0.44
1:G:392:LYS:O	1:G:396:VAL:HG23	2.17	0.44
1:C:196:ASP:N	6:C:708:HOH:O	2.41	0.44
1:C:219:PHE:HB2	1:C:245:LYS:HB2	2.00	0.44
2:E:67:PHE:HB3	2:E:86:MET:HE3	2.00	0.44
1:F:213:VAL:HG12	1:F:325:ILE:HB	2.00	0.44
1:H:85:ALA:HB1	1:H:499:VAL:HG22	2.00	0.44
1:O:56:VAL:O	1:O:60:ILE:HG12	2.17	0.44
2:P:85:ILE:CG2	2:S:92:LEU:HD12	2.47	0.44
1:T:102:GLU:HB3	1:T:445:ARG:HH21	1.83	0.44
1:I:19:GLY:HA3	1:I:67:GLU:O	2.18	0.44
1:I:234:LEU:HD12	1:I:234:LEU:HA	1.82	0.44
1:I:325:ILE:HG12	1:I:330:THR:HG23	1.99	0.44
1:A:364:LYS:HA	1:A:364:LYS:HD2	1.75	0.44
1:A:405:ALA:HB1	1:A:498:LYS:HB3	1.99	0.44
1:F:417:VAL:HG21	1:F:477:GLY:HA3	1.99	0.44
1:K:171:LYS:HB3	1:K:407:VAL:HG11	2.00	0.44
2:M:4:ARG:HH21	2:P:96:GLU:CG	2.25	0.44
1:O:284:ARG:HH11	1:O:284:ARG:HG2	1.82	0.44
2:P:4:ARG:HH12	2:S:94:ILE:HD11	1.83	0.44
1:Q:25:ASP:O	1:Q:29:VAL:HG13	2.17	0.44
1:T:25:ASP:O	1:T:29:VAL:HG13	2.17	0.44
1:T:31:LEU:O	1:T:457:ASN:ND2	2.39	0.44
1:H:320:ALA:HA	1:H:335:GLY:HA2	2.00	0.44
1:L:198:GLY:HA3	1:L:327:LYS:O	2.18	0.44
1:N:226:LYS:HD2	1:N:226:LYS:HA	1.71	0.44
1:N:506:TYR:HD1	1:Q:384:ALA:HB1	1.83	0.44
1:R:174:VAL:HG23	1:R:370:ALA:HB2	2.00	0.44
1:R:308:GLU:OE2	1:R:309:LEU:HD12	2.18	0.44
1:T:206:ASN:ND2	1:T:272:LYS:HG2	2.33	0.44
2:B:2:ASN:C	2:B:3:ILE:HD12	2.38	0.44
1:C:142:LYS:HA	1:C:142:LYS:HD2	1.74	0.44
1:F:109:ALA:HB3	1:F:111:MET:HE1	1.99	0.44
1:N:68:ASN:O	1:N:72:GLN:HG2	2.17	0.44
1:N:260:ALA:HB3	1:Q:270:ILE:HG13	1.99	0.44
1:R:13:ARG:HD2	1:R:104:LEU:HD22	1.99	0.44
1:R:248:LEU:HD22	1:R:249:ILE:N	2.33	0.44
1:R:320:ALA:HA	1:R:335:GLY:HA2	2.00	0.44
1:F:102:GLU:HB2	1:F:442:VAL:HG13	1.98	0.44
1:F:128:VAL:HG22	1:F:501:ARG:HG3	2.00	0.44
1:F:323:VAL:HG22	1:F:332:ILE:HA	1.99	0.44

Continued on next page...

Continued from previous page...

Atom-1	Atom-2	Interatomic distance (Å)	Clash overlap (Å)
1:H:13:ARG:HD2	1:H:104:LEU:HD22	1.98	0.44
1:H:305:ILE:HG23	1:H:307:MET:HG2	1.99	0.44
1:H:319:GLN:HB3	1:H:336:VAL:HB	2.00	0.44
1:K:506:TYR:HD1	1:N:384:ALA:HB1	1.83	0.44
1:N:196:ASP:N	6:N:716:HOH:O	2.42	0.44
1:N:223:ALA:O	1:N:251:ALA:HA	2.18	0.44
1:N:278:ALA:O	1:N:285:ARG:NH1	2.50	0.44
1:T:56:VAL:O	1:T:60:ILE:HG12	2.18	0.44
1:T:234:LEU:N	1:T:235:PRO:HD2	2.33	0.44
1:T:247:LEU:HG	1:T:249:ILE:HG13	2.00	0.44
1:C:69:MET:SD	1:F:41:ASP:HB2	2.58	0.43
1:F:221:LEU:HD11	1:F:309:LEU:HD22	2.00	0.43
1:F:229:ASN:ND2	1:K:238:GLU:OE1	2.49	0.43
1:H:199:TYR:HA	1:H:276:VAL:HG12	2.00	0.43
1:H:234:LEU:HD12	1:H:234:LEU:HA	1.81	0.43
1:H:272:LYS:HB2	1:H:272:LYS:HE3	1.68	0.43
1:N:206:ASN:HB3	1:N:208:PRO:HD2	2.00	0.43
1:O:320:ALA:HA	1:O:335:GLY:HA2	2.00	0.43
1:T:236:VAL:HG21	1:T:309:LEU:HB3	2.00	0.43
1:I:39:VAL:HG23	1:A:517:THR:OG1	2.18	0.43
1:G:25:ASP:O	1:G:29:VAL:HG13	2.17	0.43
1:A:361:ASP:O	1:A:365:LEU:HD12	2.18	0.43
1:D:479:ASN:HB2	1:D:491:MET:CE	2.49	0.43
2:E:19:THR:HG23	2:E:20:LYS:HG3	2.00	0.43
1:K:7:LYS:HE3	1:K:15:LYS:NZ	2.33	0.43
1:K:255:GLU:HB2	1:N:241:ALA:O	2.18	0.43
1:K:403:THR:O	1:K:407:VAL:HG23	2.17	0.43
1:K:417:VAL:HG21	1:K:477:GLY:HA3	2.00	0.43
1:N:168:LYS:HD2	1:N:189:VAL:HG21	1.99	0.43
1:O:438:VAL:O	1:O:442:VAL:HG13	2.18	0.43
1:Q:197:ARG:HG3	1:Q:279:PRO:HD3	2.00	0.43
1:Q:364:LYS:O	1:Q:368:ARG:HG3	2.18	0.43
1:Q:472:GLY:HA3	1:Q:476:TYR:CD2	2.53	0.43
1:A:74:VAL:O	6:A:701:HOH:O	2.21	0.43
1:F:196:ASP:OD1	1:F:329:THR:OG1	2.34	0.43
1:F:321:LYS:N	1:F:334:ASP:O	2.51	0.43
1:H:284:ARG:NH2	1:H:361:ASP:HA	2.32	0.43
1:K:319:GLN:HG2	1:K:320:ALA:N	2.32	0.43
1:L:364:LYS:HA	1:L:364:LYS:HD2	1.75	0.43
1:N:31:LEU:O	1:N:457:ASN:ND2	2.38	0.43
1:N:229:ASN:HA	1:Q:238:GLU:OE1	2.19	0.43

Continued on next page...

Continued from previous page...

Atom-1	Atom-2	Interatomic distance (Å)	Clash overlap (Å)
1:N:321:LYS:N	1:N:334:ASP:O	2.30	0.43
1:O:238:GLU:HG2	2:P:23:GLY:HA3	1.99	0.43
1:O:328:ASP:OD1	1:O:329:THR:HG23	2.17	0.43
1:Q:255:GLU:HB2	1:T:244:GLY:CA	2.39	0.43
1:T:404:ARG:NH1	1:T:404:ARG:HG2	2.33	0.43
2:W:78:ILE:O	2:W:78:ILE:HG13	2.18	0.43
1:G:56:VAL:O	1:G:60:ILE:HG12	2.18	0.43
1:A:39:VAL:HG23	1:D:517:THR:OG1	2.19	0.43
2:B:8:ASP:HA	2:B:57:LEU:HD11	2.01	0.43
1:D:113:PRO:HA	1:D:116:LEU:HD12	1.99	0.43
1:D:291:ASP:OD1	1:D:345:ARG:NE	2.50	0.43
1:D:472:GLY:HA3	1:D:476:TYR:CD2	2.53	0.43
1:F:405:ALA:HB1	1:F:498:LYS:HB3	2.00	0.43
1:F:498:LYS:HG3	1:F:501:ARG:NH2	2.34	0.43
1:K:56:VAL:O	1:K:60:ILE:HG12	2.18	0.43
1:Q:40:LEU:HD13	1:Q:59:GLU:HG3	2.00	0.43
1:Q:102:GLU:HB3	1:Q:445:ARG:NH2	2.33	0.43
1:Q:510:VAL:HG23	1:T:385:THR:HG21	1.98	0.43
1:R:288:MET:HA	1:R:291:ASP:OD2	2.19	0.43
2:W:8:ASP:HA	2:W:57:LEU:HD11	2.01	0.43
1:G:31:LEU:O	1:G:457:ASN:ND2	2.39	0.43
1:G:218:PRO:HA	1:G:246:PRO:HG2	2.00	0.43
1:A:197:ARG:HE	1:A:279:PRO:HA	1.82	0.43
1:C:25:ASP:O	1:C:29:VAL:HG13	2.17	0.43
2:E:78:ILE:O	2:E:78:ILE:HG13	2.16	0.43
1:F:392:LYS:O	1:F:396:VAL:HG23	2.18	0.43
1:K:516:THR:OG1	1:N:37:ASN:ND2	2.48	0.43
1:N:56:VAL:O	1:N:60:ILE:HG12	2.19	0.43
1:Q:239:ALA:O	1:Q:243:ALA:N	2.51	0.43
2:S:13:LYS:HD2	2:S:41:LEU:HD21	2.01	0.43
2:S:15:LYS:HE2	2:S:64:ILE:CG2	2.48	0.43
1:T:290:GLN:O	1:T:294:THR:HG23	2.18	0.43
1:G:7:LYS:HE3	1:G:15:LYS:NZ	2.34	0.43
1:D:107:VAL:HG22	1:D:113:PRO:HG3	1.99	0.43
1:K:323:VAL:HG22	1:K:332:ILE:HG12	2.00	0.43
1:L:248:LEU:HD13	1:L:325:ILE:HD11	2.01	0.43
1:N:264:VAL:HG11	1:Q:268:ARG:NH1	2.33	0.43
1:N:472:GLY:HA3	1:N:476:TYR:CD2	2.53	0.43
1:Q:102:GLU:HB3	1:Q:445:ARG:HH21	1.84	0.43
1:Q:150:ILE:HG13	1:Q:493:ILE:HA	1.99	0.43
1:R:85:ALA:HB1	1:R:499:VAL:HG22	2.00	0.43

Continued on next page...

Continued from previous page...

Atom-1	Atom-2	Interatomic distance (Å)	Clash overlap (Å)
1:T:227:ILE:CD1	1:T:233:MET:HG2	2.47	0.43
1:I:364:LYS:HA	1:I:364:LYS:HD2	1.75	0.43
1:A:438:VAL:O	1:A:442:VAL:HG13	2.19	0.43
2:J:57:LEU:HB3	2:J:88:GLU:OE2	2.18	0.43
1:N:58:ARG:HA	1:N:75:LYS:HD3	2.00	0.43
1:N:230:ILE:HG13	1:Q:242:LYS:HE2	1.99	0.43
1:O:284:ARG:HG2	1:O:284:ARG:NH1	2.33	0.43
1:O:326:ASN:OD1	1:O:327:LYS:N	2.52	0.43
1:Q:73:MET:HE2	1:Q:514:MET:HG2	1.99	0.43
1:T:323:VAL:HG22	1:T:332:ILE:HA	2.00	0.43
1:G:252:GLU:HA	1:G:285:ARG:NH1	2.34	0.43
1:G:270:ILE:HD11	1:T:203:TYR:CD2	2.54	0.43
1:C:144:ILE:HD13	1:C:166:MET:SD	2.59	0.43
1:D:112:ASN:ND2	6:D:711:HOH:O	2.44	0.43
1:D:321:LYS:HE2	1:D:334:ASP:HB3	2.00	0.43
2:E:11:ILE:HD13	2:E:85:ILE:HG12	2.00	0.43
2:E:49:LEU:HD11	2:E:55:LYS:HB2	2.00	0.43
1:F:40:LEU:HD13	1:F:59:GLU:HG3	2.01	0.43
1:F:278:ALA:HB1	1:F:288:MET:HE1	2.01	0.43
1:F:482:THR:O	1:F:484:GLU:HG3	2.19	0.43
1:H:19:GLY:HA3	1:H:67:GLU:O	2.17	0.43
1:H:106:ALA:HB1	1:H:111:MET:SD	2.59	0.43
1:H:156:GLU:H	1:H:156:GLU:CD	2.22	0.43
1:H:303:GLU:N	1:H:303:GLU:OE2	2.51	0.43
1:H:328:ASP:OD1	1:H:329:THR:HG23	2.19	0.43
1:K:245:LYS:NZ	1:K:319:GLN:HG3	2.33	0.43
1:L:272:LYS:HZ3	1:L:272:LYS:HB2	1.84	0.43
1:G:213:VAL:HG12	1:G:325:ILE:HB	2.01	0.43
1:A:417:VAL:HG21	1:A:477:GLY:HA3	2.01	0.43
1:C:56:VAL:O	1:C:60:ILE:HG12	2.19	0.43
1:C:200:LEU:HD11	1:C:277:LYS:HG3	2.00	0.43
1:C:400:LEU:O	1:C:404:ARG:HD3	2.19	0.43
1:D:7:LYS:HE3	1:D:15:LYS:HE3	2.00	0.43
1:D:39:VAL:HG23	1:H:517:THR:OG1	2.19	0.43
1:D:478:TYR:OH	1:D:483:GLU:OE1	2.36	0.43
1:F:56:VAL:O	1:F:60:ILE:HG12	2.19	0.43
2:M:20:LYS:HE2	2:M:24:GLY:HA2	2.01	0.43
1:N:417:VAL:HG21	1:N:477:GLY:HA3	1.99	0.43
1:Q:229:ASN:ND2	1:T:238:GLU:OE1	2.52	0.43
2:S:13:LYS:HG2	2:S:39:GLU:HB3	2.00	0.43
1:T:387:VAL:HA	1:T:390:LYS:HE2	2.00	0.43

Continued on next page...

Continued from previous page...

Atom-1	Atom-2	Interatomic distance (Å)	Clash overlap (Å)
1:G:255:GLU:HB3	1:C:241:ALA:O	2.19	0.43
1:A:27:VAL:HG12	1:A:90:THR:HG23	2.00	0.43
1:A:195:PHE:HB2	1:A:279:PRO:HB3	2.00	0.43
1:D:248:LEU:HA	1:D:274:ALA:O	2.19	0.43
1:N:219:PHE:HE2	1:N:317:LEU:HB2	1.84	0.43
1:I:69:MET:HE3	1:I:521:VAL:O	2.18	0.42
1:I:107:VAL:HG22	1:I:113:PRO:HG3	2.01	0.42
1:I:288:MET:HA	1:I:291:ASP:OD2	2.19	0.42
1:I:513:LEU:HD11	1:R:388:GLU:HA	2.01	0.42
1:A:85:ALA:HB1	1:A:499:VAL:HG22	2.01	0.42
1:A:227:ILE:HB	1:A:254:VAL:HG22	2.00	0.42
1:A:514:MET:O	1:A:517:THR:HG22	2.18	0.42
1:C:482:THR:OG1	1:C:484:GLU:HG3	2.19	0.42
1:D:69:MET:HE1	1:D:522:THR:HB	2.00	0.42
1:K:197:ARG:HG3	1:K:279:PRO:HD3	2.00	0.42
1:K:252:GLU:OE2	1:N:245:LYS:NZ	2.35	0.42
1:L:346:VAL:O	1:L:350:ARG:HG3	2.19	0.42
1:O:359:ASP:OD1	1:O:360:TYR:N	2.51	0.42
1:T:58:ARG:HA	1:T:75:LYS:HD3	2.01	0.42
1:T:321:LYS:N	1:T:334:ASP:O	2.52	0.42
1:G:415:GLY:HA2	5:G:602:ATP:H1'	2.00	0.42
1:A:479:ASN:HB2	1:A:491:MET:CE	2.49	0.42
1:C:12:ALA:HB1	1:C:520:MET:HE2	2.01	0.42
1:C:39:VAL:HG22	1:C:49:ILE:HG12	2.01	0.42
1:D:495:ASP:OD2	5:D:603:ATP:O3'	2.25	0.42
1:N:206:ASN:HD21	1:N:272:LYS:HD3	1.84	0.42
1:Q:261:THR:HG21	1:T:266:THR:O	2.19	0.42
1:R:438:VAL:O	1:R:442:VAL:HG13	2.19	0.42
2:S:92:LEU:HD13	2:S:92:LEU:HA	1.88	0.42
1:T:73:MET:HB2	1:T:73:MET:HE3	1.79	0.42
1:T:307:MET:SD	1:T:308:GLU:N	2.92	0.42
1:T:364:LYS:O	1:T:368:ARG:HG3	2.18	0.42
1:D:39:VAL:HG11	1:H:73:MET:CE	2.50	0.42
1:F:260:ALA:HB3	1:K:270:ILE:HG13	2.01	0.42
1:K:219:PHE:CZ	1:K:317:LEU:HB2	2.53	0.42
1:K:498:LYS:HG3	1:K:501:ARG:HH21	1.84	0.42
1:N:361:ASP:HA	1:N:364:LYS:HG2	2.02	0.42
1:O:513:LEU:HD23	1:O:513:LEU:HA	1.90	0.42
1:Q:516:THR:OG1	1:T:37:ASN:ND2	2.51	0.42
1:I:415:GLY:N	5:I:603:ATP:O2'	2.39	0.42
2:W:13:LYS:HB3	2:W:41:LEU:HD11	2.00	0.42

Continued on next page...

Continued from previous page...

Atom-1	Atom-2	Interatomic distance (Å)	Clash overlap (Å)
1:G:4:LYS:N	1:C:61:GLU:O	2.51	0.42
1:A:217:SER:N	1:A:218:PRO:HD3	2.34	0.42
1:A:321:LYS:HD3	1:A:336:VAL:HG22	2.00	0.42
1:H:226:LYS:HE3	1:H:253:ASP:HB3	2.01	0.42
1:K:40:LEU:HD13	1:K:59:GLU:HG3	2.02	0.42
1:K:472:GLY:HA3	1:K:476:TYR:CD2	2.54	0.42
1:O:281:PHE:O	1:O:285:ARG:N	2.41	0.42
1:Q:56:VAL:O	1:Q:60:ILE:HG12	2.19	0.42
1:T:69:MET:HE3	1:T:520:MET:SD	2.60	0.42
1:I:223:ALA:O	1:I:251:ALA:HA	2.19	0.42
1:I:238:GLU:HG2	2:W:23:GLY:HA3	2.02	0.42
1:G:320:ALA:HA	1:G:335:GLY:HA2	2.02	0.42
1:G:516:THR:OG1	1:C:37:ASN:ND2	2.45	0.42
1:A:245:LYS:NZ	1:A:319:GLN:OE1	2.53	0.42
1:C:213:VAL:HG12	1:C:325:ILE:HB	2.01	0.42
1:C:219:PHE:HE2	1:C:221:LEU:HB2	1.85	0.42
1:C:247:LEU:HG	1:C:249:ILE:HG13	2.00	0.42
2:M:77:LYS:HD3	2:M:81:GLU:C	2.40	0.42
1:Q:498:LYS:HG3	1:Q:501:ARG:HH21	1.85	0.42
2:W:76:GLU:HG2	2:B:66:ILE:HD13	2.02	0.42
1:A:388:GLU:HA	1:D:513:LEU:HD11	2.02	0.42
2:B:78:ILE:HG13	2:B:78:ILE:O	2.19	0.42
1:D:417:VAL:HG21	1:D:477:GLY:HA3	2.02	0.42
1:H:438:VAL:O	1:H:442:VAL:HG13	2.19	0.42
1:K:419:LEU:HA	1:K:422:VAL:HG22	2.02	0.42
1:N:213:VAL:HG12	1:N:325:ILE:HB	2.01	0.42
1:O:288:MET:HA	1:O:291:ASP:OD2	2.18	0.42
2:P:74:LYS:HZ3	2:S:92:LEU:HD21	1.85	0.42
1:T:225:LYS:HG2	1:T:302:SER:HA	2.01	0.42
1:T:478:TYR:HB2	1:T:485:TYR:CE2	2.54	0.42
1:T:487:ASN:O	1:T:491:MET:HG3	2.19	0.42
1:G:226:LYS:HZ1	1:G:254:VAL:HA	1.85	0.42
1:G:419:LEU:HA	1:G:422:VAL:HG22	2.02	0.42
1:D:54:VAL:HB	1:D:89:THR:HG21	2.02	0.42
1:D:217:SER:N	1:D:218:PRO:HD3	2.34	0.42
1:D:383:ALA:HB3	1:D:389:MET:HE1	2.01	0.42
1:H:349:ILE:HG23	1:H:365:LEU:HD23	2.00	0.42
2:J:15:LYS:HE2	2:J:64:ILE:HD12	2.02	0.42
1:L:263:VAL:O	1:L:267:MET:SD	2.78	0.42
2:P:64:ILE:HD12	2:P:64:ILE:H	1.85	0.42
1:Q:62:LEU:HD22	1:Q:67:GLU:HB3	2.01	0.42

Continued on next page...

Continued from previous page...

Atom-1	Atom-2	Interatomic distance (Å)	Clash overlap (Å)
1:Q:417:VAL:HG21	1:Q:477:GLY:HA3	2.02	0.42
1:T:498:LYS:HG3	1:T:501:ARG:NH2	2.35	0.42
2:W:37:ARG:NH2	2:S:77:LYS:O	2.53	0.42
1:G:27:VAL:HG12	1:G:90:THR:HG23	2.02	0.42
2:B:8:ASP:HB3	2:B:47:ARG:HB2	2.02	0.42
2:B:73:VAL:HA	2:B:85:ILE:O	2.20	0.42
2:J:4:ARG:O	2:M:93:ALA:HB1	2.19	0.42
1:K:68:ASN:O	1:K:72:GLN:HG2	2.20	0.42
1:K:260:ALA:HA	1:K:263:VAL:HG12	2.01	0.42
1:O:13:ARG:HD2	1:O:104:LEU:HD22	2.01	0.42
1:O:18:ARG:HD2	1:O:67:GLU:OE2	2.20	0.42
1:Q:400:LEU:HG	1:Q:404:ARG:NH1	2.35	0.42
1:T:146:GLN:NE2	6:T:723:HOH:O	2.52	0.42
1:T:197:ARG:HD2	1:T:277:LYS:CB	2.50	0.42
1:I:156:GLU:H	1:I:156:GLU:CD	2.22	0.42
1:G:59:GLU:O	1:T:4:LYS:NZ	2.49	0.42
1:F:69:MET:HE3	1:F:521:VAL:O	2.20	0.42
1:F:185:ASP:HA	1:F:380:LYS:O	2.20	0.42
1:H:339:GLU:HG3	1:H:343:GLN:OE1	2.20	0.42
1:K:255:GLU:N	1:N:244:GLY:HA2	2.35	0.42
2:P:20:LYS:HE2	2:P:24:GLY:HA2	2.02	0.42
1:Q:215:LEU:HB2	1:Q:218:PRO:HB3	2.01	0.42
1:T:7:LYS:HE3	1:T:15:LYS:NZ	2.35	0.42
1:T:183:LEU:HD11	1:T:384:ALA:HA	2.00	0.42
1:I:61:GLU:O	1:A:4:LYS:N	2.49	0.42
1:G:102:GLU:HB2	1:G:442:VAL:HG13	2.01	0.42
1:G:248:LEU:HD13	1:G:325:ILE:HD11	2.00	0.42
1:G:270:ILE:CG2	1:T:256:GLY:HA3	2.50	0.42
1:G:293:ALA:O	1:G:298:GLY:N	2.53	0.42
1:G:361:ASP:HA	1:G:364:LYS:HG2	2.01	0.42
1:C:516:THR:OG1	1:F:37:ASN:ND2	2.48	0.42
1:H:140:ASP:N	1:H:140:ASP:OD1	2.53	0.42
1:K:203:TYR:CD2	1:N:270:ILE:HD11	2.54	0.42
2:M:8:ASP:HA	2:M:57:LEU:HD21	2.02	0.42
1:N:69:MET:HE2	1:N:69:MET:HB2	1.77	0.42
2:P:12:VAL:HG22	2:P:40:VAL:HG22	2.01	0.42
2:P:37:ARG:HG2	2:P:66:ILE:HG12	2.01	0.42
1:R:219:PHE:CZ	1:R:245:LYS:HE2	2.55	0.42
1:I:36:ARG:HD2	1:A:113:PRO:HG2	2.01	0.41
1:C:144:ILE:HD11	1:C:171:LYS:HE2	2.01	0.41
1:D:245:LYS:HB3	1:D:245:LYS:HE3	1.96	0.41

Continued on next page...

Continued from previous page...

Atom-1	Atom-2	Interatomic distance (Å)	Clash overlap (Å)
2:J:2:ASN:ND2	2:M:96:GLU:OE2	2.53	0.41
1:K:415:GLY:HA2	5:K:602:ATP:H1'	2.01	0.41
1:N:419:LEU:HA	1:N:422:VAL:HG22	2.02	0.41
2:P:77:LYS:HE3	2:P:77:LYS:HB2	1.80	0.41
1:Q:200:LEU:HD11	1:Q:277:LYS:HG3	2.02	0.41
1:R:356:ALA:HB3	1:R:362:ARG:HG3	2.02	0.41
1:T:415:GLY:HA2	5:T:602:ATP:H1'	2.02	0.41
1:G:68:ASN:O	1:G:72:GLN:HG2	2.20	0.41
1:G:421:ARG:NH2	1:G:476:TYR:O	2.53	0.41
1:A:73:MET:HB3	1:A:514:MET:SD	2.60	0.41
2:B:4:ARG:HD2	2:B:4:ARG:O	2.19	0.41
1:D:230:ILE:HD12	1:D:230:ILE:HA	1.89	0.41
1:D:325:ILE:CD1	1:D:330:THR:HG23	2.47	0.41
1:K:31:LEU:HD23	1:K:453:GLN:HB3	2.02	0.41
1:L:68:ASN:O	1:L:72:GLN:HG2	2.19	0.41
1:L:156:GLU:H	1:L:156:GLU:CD	2.23	0.41
1:L:319:GLN:HB3	1:L:336:VAL:HB	2.02	0.41
1:L:510:VAL:HG12	1:L:514:MET:CE	2.49	0.41
1:N:320:ALA:HA	1:N:335:GLY:HA2	2.02	0.41
1:Q:387:VAL:HA	1:Q:390:LYS:HE2	2.02	0.41
2:S:15:LYS:HE2	2:S:64:ILE:HG21	2.02	0.41
2:W:73:VAL:CG2	2:W:84:LEU:HB3	2.50	0.41
1:G:248:LEU:HD11	1:G:276:VAL:HG22	2.02	0.41
1:A:495:ASP:OD2	5:A:603:ATP:O3'	2.28	0.41
1:C:4:LYS:N	1:F:61:GLU:O	2.52	0.41
1:C:24:ALA:HB1	6:C:717:HOH:O	2.20	0.41
1:F:411:VAL:HG21	1:F:494:LEU:HD23	2.01	0.41
1:F:421:ARG:NH2	1:F:476:TYR:O	2.53	0.41
2:J:77:LYS:O	2:M:37:ARG:NH2	2.53	0.41
1:L:421:ARG:NH2	1:L:476:TYR:O	2.53	0.41
1:N:102:GLU:HB3	1:N:445:ARG:HH21	1.85	0.41
2:P:15:LYS:HE2	2:P:64:ILE:CG2	2.50	0.41
1:Q:113:PRO:HA	1:Q:116:LEU:HD12	2.02	0.41
1:R:225:LYS:HZ2	1:R:227:ILE:HG22	1.84	0.41
2:S:6:LEU:HD23	2:S:6:LEU:HA	1.89	0.41
1:T:411:VAL:HG21	1:T:494:LEU:HD23	2.02	0.41
1:I:383:ALA:HB3	1:I:389:MET:HE1	2.02	0.41
1:G:73:MET:HB3	1:G:514:MET:SD	2.60	0.41
1:D:301:ILE:HG21	1:D:309:LEU:HG	2.02	0.41
1:F:80:LYS:HD2	1:F:80:LYS:HA	1.89	0.41
1:H:325:ILE:HG12	1:H:330:THR:HG23	2.02	0.41

Continued on next page...

Continued from previous page...

Atom-1	Atom-2	Interatomic distance (Å)	Clash overlap (Å)
1:L:37:ASN:OD1	1:L:51:LYS:HB2	2.21	0.41
1:O:417:VAL:HG21	1:O:477:GLY:HA3	2.02	0.41
1:R:19:GLY:HA3	1:R:67:GLU:O	2.21	0.41
1:A:40:LEU:HB3	1:A:59:GLU:HG3	2.01	0.41
1:A:290:GLN:HB3	1:A:345:ARG:HH22	1.85	0.41
1:C:4:LYS:NZ	1:F:59:GLU:O	2.48	0.41
1:C:102:GLU:HB3	1:C:445:ARG:HH21	1.84	0.41
1:C:417:VAL:HG21	1:C:477:GLY:HA3	2.00	0.41
1:C:520:MET:CG	1:F:39:VAL:HB	2.50	0.41
1:D:288:MET:HA	1:D:291:ASP:OD2	2.20	0.41
1:F:261:THR:HG21	1:K:266:THR:O	2.21	0.41
1:K:73:MET:SD	1:N:49:ILE:HD11	2.60	0.41
1:K:361:ASP:HA	1:K:364:LYS:HG2	2.02	0.41
1:L:188:ASP:OD2	1:L:380:LYS:HE3	2.21	0.41
2:M:4:ARG:HD2	2:M:4:ARG:O	2.20	0.41
2:P:85:ILE:HG21	2:S:92:LEU:HD12	2.01	0.41
1:R:140:ASP:N	1:R:140:ASP:OD1	2.54	0.41
1:T:31:LEU:HD23	1:T:453:GLN:HB3	2.03	0.41
1:I:326:ASN:OD1	1:I:326:ASN:C	2.58	0.41
1:G:226:LYS:HD2	1:G:226:LYS:HA	1.76	0.41
1:A:223:ALA:O	1:A:251:ALA:HA	2.21	0.41
1:C:387:VAL:HA	1:C:390:LYS:HE2	2.02	0.41
1:D:19:GLY:HA3	1:D:67:GLU:O	2.20	0.41
1:D:200:LEU:HD13	1:D:254:VAL:H	1.85	0.41
1:K:39:VAL:HG22	1:K:49:ILE:HG12	2.02	0.41
1:L:107:VAL:HG22	1:L:113:PRO:HG3	2.03	0.41
1:L:438:VAL:O	1:L:442:VAL:HG13	2.19	0.41
1:N:196:ASP:OD1	1:N:329:THR:OG1	2.39	0.41
1:O:301:ILE:HG21	1:O:309:LEU:HG	2.03	0.41
1:O:336:VAL:O	1:O:336:VAL:HG12	2.20	0.41
1:Q:264:VAL:HG11	1:T:268:ARG:NH1	2.36	0.41
1:Q:405:ALA:HB1	1:Q:498:LYS:HB3	2.03	0.41
1:A:107:VAL:HG22	1:A:113:PRO:HG3	2.01	0.41
1:A:439:GLY:O	1:A:442:VAL:HG22	2.20	0.41
2:B:70:GLY:O	2:B:73:VAL:HG12	2.20	0.41
1:C:169:VAL:HG11	1:C:377:ALA:HB2	2.02	0.41
1:C:196:ASP:OD1	1:C:329:THR:OG1	2.37	0.41
1:C:197:ARG:HD2	1:C:277:LYS:HB2	2.02	0.41
1:C:361:ASP:HA	1:C:364:LYS:HG2	2.01	0.41
2:E:70:GLY:O	2:E:73:VAL:HG12	2.20	0.41
1:F:234:LEU:HA	1:F:234:LEU:HD23	1.80	0.41

Continued on next page...

Continued from previous page...

Atom-1	Atom-2	Interatomic distance (Å)	Clash overlap (Å)
1:N:7:LYS:HE3	1:N:15:LYS:NZ	2.36	0.41
1:Q:213:VAL:HG12	1:Q:325:ILE:HB	2.02	0.41
1:T:409:GLU:HG2	1:T:497:THR:HB	2.03	0.41
1:A:186:GLU:HB2	1:A:380:LYS:HB2	2.02	0.41
1:A:511:ALA:O	1:A:515:ILE:HG23	2.20	0.41
1:K:168:LYS:HD2	1:K:189:VAL:HG21	2.01	0.41
1:N:387:VAL:HA	1:N:390:LYS:HE2	2.03	0.41
5:O:603:ATP:N6	6:O:720:HOH:O	2.48	0.41
2:P:77:LYS:HD3	2:P:81:GLU:C	2.41	0.41
1:Q:253:ASP:OD1	1:Q:277:LYS:HE2	2.21	0.41
1:Q:271:VAL:HG12	1:Q:272:LYS:H	1.86	0.41
1:R:220:ILE:HG13	1:R:248:LEU:HD12	2.03	0.41
1:T:142:LYS:NZ	1:T:144:ILE:HG13	2.35	0.41
1:G:185:ASP:HA	1:G:380:LYS:O	2.21	0.41
1:G:301:ILE:CD1	1:G:309:LEU:HD23	2.51	0.41
1:A:321:LYS:NZ	1:A:334:ASP:O	2.52	0.41
2:B:65:VAL:HB	2:B:91:ILE:HG23	2.03	0.41
2:B:76:GLU:HG2	2:E:66:ILE:HD13	2.03	0.41
1:C:7:LYS:HE3	1:C:15:LYS:NZ	2.36	0.41
1:C:322:ARG:HB3	1:C:333:ILE:HB	2.02	0.41
1:C:419:LEU:HA	1:C:422:VAL:HG22	2.03	0.41
1:F:28:LYS:HD3	1:F:453:GLN:OE1	2.21	0.41
1:F:360:TYR:O	1:F:364:LYS:HG2	2.20	0.41
1:K:301:ILE:HG13	1:K:307:MET:O	2.21	0.41
1:N:34:LYS:NZ	1:N:480:ALA:O	2.53	0.41
1:O:68:ASN:O	1:O:72:GLN:HG2	2.21	0.41
1:Q:31:LEU:O	1:Q:457:ASN:ND2	2.37	0.41
1:Q:259:LEU:HB2	1:T:242:LYS:CE	2.51	0.41
1:Q:323:VAL:HG22	1:Q:332:ILE:HA	2.03	0.41
1:R:263:VAL:O	1:R:267:MET:SD	2.79	0.41
1:R:283:ASP:H	1:R:286:LYS:NZ	2.19	0.41
1:T:322:ARG:HB3	1:T:333:ILE:HB	2.02	0.41
2:W:70:GLY:O	2:W:73:VAL:HG12	2.21	0.41
1:G:128:VAL:HG22	1:G:501:ARG:HG3	2.02	0.41
1:A:19:GLY:HA3	1:A:67:GLU:O	2.21	0.41
1:A:230:ILE:HD12	1:A:233:MET:HG3	2.02	0.41
1:C:301:ILE:HG13	1:C:307:MET:O	2.21	0.41
1:C:491:MET:HE3	1:C:493:ILE:HD12	2.02	0.41
1:D:33:PRO:HG3	5:D:603:ATP:C6	2.56	0.41
1:D:200:LEU:HG	1:D:276:VAL:HA	2.02	0.41
1:F:240:VAL:HG21	1:F:247:LEU:HD22	2.02	0.41

Continued on next page...

Continued from previous page...

Atom-1	Atom-2	Interatomic distance (Å)	Clash overlap (Å)
1:H:193:MET:SD	1:H:371:LYS:HB3	2.61	0.41
2:J:48:ILE:HG12	2:J:54:VAL:HG22	2.03	0.41
1:K:152:ALA:HB2	1:K:399:ALA:HB2	2.02	0.41
1:L:65:LYS:O	1:L:69:MET:HG3	2.21	0.41
1:L:207:LYS:HE2	1:L:207:LYS:HB3	1.83	0.41
1:L:246:PRO:HG3	1:L:272:LYS:HZ3	1.86	0.41
1:O:7:LYS:HE3	1:O:15:LYS:NZ	2.36	0.41
1:O:223:ALA:O	1:O:251:ALA:HA	2.21	0.41
1:Q:234:LEU:HD23	1:Q:234:LEU:HA	1.82	0.41
1:Q:419:LEU:HA	1:Q:422:VAL:HG22	2.03	0.41
1:I:85:ALA:HB1	1:I:499:VAL:HG22	2.03	0.40
1:A:36:ARG:HD2	1:D:113:PRO:HG2	2.03	0.40
1:D:348:GLN:O	1:D:352:GLN:HG3	2.21	0.40
1:H:178:GLU:OE2	1:H:380:LYS:HE2	2.21	0.40
1:H:326:ASN:OD1	1:H:326:ASN:C	2.58	0.40
1:K:230:ILE:HA	1:N:242:LYS:NZ	2.37	0.40
1:O:19:GLY:HA3	1:O:67:GLU:O	2.20	0.40
1:Q:206:ASN:HB3	1:Q:208:PRO:HD2	2.03	0.40
1:T:57:ALA:O	1:T:75:LYS:HE2	2.20	0.40
1:I:13:ARG:HD2	1:I:104:LEU:HD22	2.03	0.40
1:G:229:ASN:N	1:G:232:GLU:OE1	2.51	0.40
1:A:61:GLU:O	1:D:4:LYS:N	2.51	0.40
1:A:140:ASP:N	1:A:140:ASP:OD1	2.55	0.40
1:A:220:ILE:HD12	1:A:248:LEU:HD23	2.03	0.40
1:A:240:VAL:HG11	1:A:247:LEU:HB2	2.03	0.40
1:C:272:LYS:H	1:C:272:LYS:HD2	1.86	0.40
1:D:73:MET:HE3	1:D:73:MET:HB2	1.76	0.40
1:D:321:LYS:HE2	1:D:334:ASP:O	2.21	0.40
2:E:65:VAL:HB	2:E:91:ILE:HG23	2.03	0.40
1:H:352:GLN:HB2	1:H:365:LEU:HD21	2.03	0.40
1:K:132:LYS:HE3	1:K:501:ARG:HD3	2.02	0.40
1:N:230:ILE:CG1	1:Q:242:LYS:HE2	2.51	0.40
1:Q:360:TYR:O	1:Q:364:LYS:HG2	2.21	0.40
1:T:232:GLU:HA	1:T:310:GLU:OE2	2.21	0.40
1:I:225:LYS:HZ2	1:I:227:ILE:HG22	1.86	0.40
1:G:206:ASN:HD21	1:G:272:LYS:HE2	1.87	0.40
1:A:339:GLU:O	1:A:343:GLN:NE2	2.52	0.40
1:D:27:VAL:HG12	1:D:90:THR:HG23	2.03	0.40
1:D:219:PHE:O	1:D:220:ILE:HD13	2.21	0.40
1:D:264:VAL:O	1:D:268:ARG:HG2	2.22	0.40
1:D:388:GLU:HA	1:H:513:LEU:HD11	2.03	0.40

Continued on next page...

Continued from previous page...

Atom-1	Atom-2	Interatomic distance (Å)	Clash overlap (Å)
1:F:472:GLY:HA3	1:F:476:TYR:CD2	2.57	0.40
1:O:291:ASP:HB3	1:O:372:LEU:HD21	2.03	0.40
1:O:322:ARG:HH12	1:O:324:VAL:HG22	1.87	0.40
1:Q:7:LYS:HE3	1:Q:15:LYS:NZ	2.37	0.40
1:Q:206:ASN:HB2	1:Q:213:VAL:HG23	2.02	0.40
1:R:198:GLY:HA3	1:R:327:LYS:O	2.21	0.40
1:R:280:GLY:O	1:R:281:PHE:HD1	2.04	0.40
1:T:325:ILE:HG23	1:T:330:THR:OG1	2.20	0.40
1:G:135:SER:HB2	1:G:497:THR:HG21	2.03	0.40
1:F:178:GLU:O	1:F:380:LYS:HA	2.22	0.40
1:F:415:GLY:HA2	5:F:602:ATP:H1'	2.03	0.40
1:K:207:LYS:HD2	1:K:207:LYS:HA	1.85	0.40
1:L:230:ILE:HD12	1:L:230:ILE:HA	1.86	0.40
1:R:160:LYS:HB3	1:R:160:LYS:HE3	1.78	0.40
1:R:417:VAL:HG21	1:R:477:GLY:HA3	2.03	0.40
1:T:473:ASP:N	1:T:473:ASP:OD1	2.55	0.40
1:I:230:ILE:HD13	1:I:261:THR:HB	2.04	0.40
1:I:261:THR:HG23	2:W:26:VAL:O	2.21	0.40
1:G:31:LEU:HD23	1:G:453:GLN:HB3	2.03	0.40
1:G:264:VAL:HG11	1:C:268:ARG:NH1	2.37	0.40
2:B:37:ARG:HG2	2:B:66:ILE:HG12	2.04	0.40
1:C:31:LEU:HD23	1:C:453:GLN:HB3	2.03	0.40
1:C:69:MET:HE3	1:C:520:MET:SD	2.62	0.40
1:C:80:LYS:HD2	1:C:80:LYS:HA	1.92	0.40
2:E:76:GLU:HG2	2:J:66:ILE:HD13	2.04	0.40
1:H:131:LEU:HG	1:H:422:VAL:HG21	2.03	0.40
1:H:233:MET:H	1:H:233:MET:HG2	1.68	0.40
1:K:196:ASP:N	6:K:707:HOH:O	2.39	0.40
1:L:160:LYS:HE3	1:L:160:LYS:HB3	1.65	0.40
1:L:291:ASP:OD1	1:L:345:ARG:NE	2.55	0.40
1:L:326:ASN:OD1	1:L:326:ASN:C	2.60	0.40
1:N:52:ASP:OD1	1:N:54:VAL:HG12	2.21	0.40
1:Q:27:VAL:O	1:Q:30:THR:OG1	2.31	0.40

There are no symmetry-related clashes.

5.3 Torsion angles

5.3.1 Protein backbone

In the following table, the Percentiles column shows the percent Ramachandran outliers of the chain as a percentile score with respect to all PDB entries followed by that with respect to all EM entries.

The Analysed column shows the number of residues for which the backbone conformation was analysed, and the total number of residues.

Mol	Chain	Analysed	Favoured	Allowed	Outliers	Percentiles	
1	A	522/548 (95%)	509 (98%)	13 (2%)	0	100	100
1	C	522/548 (95%)	511 (98%)	10 (2%)	1 (0%)	47	73
1	D	522/548 (95%)	514 (98%)	7 (1%)	1 (0%)	47	73
1	F	522/548 (95%)	514 (98%)	6 (1%)	2 (0%)	34	60
1	G	522/548 (95%)	510 (98%)	12 (2%)	0	100	100
1	H	522/548 (95%)	514 (98%)	8 (2%)	0	100	100
1	I	522/548 (95%)	516 (99%)	6 (1%)	0	100	100
1	K	522/548 (95%)	511 (98%)	11 (2%)	0	100	100
1	L	522/548 (95%)	514 (98%)	8 (2%)	0	100	100
1	N	522/548 (95%)	514 (98%)	8 (2%)	0	100	100
1	O	522/548 (95%)	514 (98%)	8 (2%)	0	100	100
1	Q	522/548 (95%)	508 (97%)	11 (2%)	3 (1%)	25	50
1	R	522/548 (95%)	515 (99%)	7 (1%)	0	100	100
1	T	522/548 (95%)	509 (98%)	12 (2%)	1 (0%)	47	73
2	B	94/98 (96%)	93 (99%)	1 (1%)	0	100	100
2	E	94/98 (96%)	93 (99%)	1 (1%)	0	100	100
2	J	94/98 (96%)	90 (96%)	3 (3%)	1 (1%)	14	34
2	M	94/98 (96%)	90 (96%)	3 (3%)	1 (1%)	14	34
2	P	94/98 (96%)	90 (96%)	4 (4%)	0	100	100
2	S	94/98 (96%)	90 (96%)	4 (4%)	0	100	100
2	W	94/98 (96%)	92 (98%)	2 (2%)	0	100	100
All	All	7966/8358 (95%)	7811 (98%)	145 (2%)	10 (0%)	54	78

All (10) Ramachandran outliers are listed below:

Mol	Chain	Res	Type
1	C	244	GLY
1	F	336	VAL
1	Q	243	ALA
1	F	252	GLU
2	M	92	LEU
1	Q	252	GLU
1	T	336	VAL
2	J	7	HIS
1	D	282	GLY
1	Q	244	GLY

5.3.2 Protein sidechains [i](#)

In the following table, the Percentiles column shows the percent sidechain outliers of the chain as a percentile score with respect to all PDB entries followed by that with respect to all EM entries.

The Analysed column shows the number of residues for which the sidechain conformation was analysed, and the total number of residues.

Mol	Chain	Analysed	Rotameric	Outliers	Percentiles	
1	A	403/415 (97%)	393 (98%)	10 (2%)	47	76
1	C	403/415 (97%)	396 (98%)	7 (2%)	60	84
1	D	403/415 (97%)	397 (98%)	6 (2%)	65	86
1	F	403/415 (97%)	395 (98%)	8 (2%)	55	81
1	G	403/415 (97%)	394 (98%)	9 (2%)	52	79
1	H	403/415 (97%)	397 (98%)	6 (2%)	65	86
1	I	403/415 (97%)	396 (98%)	7 (2%)	60	84
1	K	403/415 (97%)	394 (98%)	9 (2%)	52	79
1	L	403/415 (97%)	395 (98%)	8 (2%)	55	81
1	N	403/415 (97%)	394 (98%)	9 (2%)	52	79
1	O	403/415 (97%)	397 (98%)	6 (2%)	65	86
1	Q	403/415 (97%)	396 (98%)	7 (2%)	60	84
1	R	403/415 (97%)	395 (98%)	8 (2%)	55	81
1	T	403/415 (97%)	396 (98%)	7 (2%)	60	84
2	B	77/80 (96%)	74 (96%)	3 (4%)	32	61
2	E	77/80 (96%)	75 (97%)	2 (3%)	46	75
2	J	77/80 (96%)	71 (92%)	6 (8%)	12	29

Continued on next page...

Continued from previous page...

Mol	Chain	Analysed	Rotameric	Outliers	Percentiles
2	M	77/80 (96%)	70 (91%)	7 (9%)	9 21
2	P	77/80 (96%)	70 (91%)	7 (9%)	9 21
2	S	77/80 (96%)	70 (91%)	7 (9%)	9 21
2	W	77/80 (96%)	74 (96%)	3 (4%)	32 61
All	All	6181/6370 (97%)	6039 (98%)	142 (2%)	53 78

All (142) residues with a non-rotameric sidechain are listed below:

Mol	Chain	Res	Type
1	I	52	ASP
1	I	199	TYR
1	I	267	MET
1	I	307	MET
1	I	319	GLN
1	I	360	TYR
1	I	473	ASP
2	W	71	TYR
2	W	75	SER
2	W	86	MET
1	G	193	MET
1	G	199	TYR
1	G	206	ASN
1	G	219	PHE
1	G	225	LYS
1	G	267	MET
1	G	288	MET
1	G	358	SER
1	G	404	ARG
1	A	160	LYS
1	A	199	TYR
1	A	267	MET
1	A	283	ASP
1	A	286	LYS
1	A	321	LYS
1	A	327	LYS
1	A	360	TYR
1	A	366	GLN
1	A	398	ASP
2	B	18	GLU
2	B	71	TYR
2	B	80	ASN

Continued on next page...

Continued from previous page...

Mol	Chain	Res	Type
1	C	193	MET
1	C	199	TYR
1	C	233	MET
1	C	267	MET
1	C	288	MET
1	C	307	MET
1	C	358	SER
1	D	18	ARG
1	D	199	TYR
1	D	259	LEU
1	D	285	ARG
1	D	321	LYS
1	D	351	GLN
2	E	18	GLU
2	E	80	ASN
1	F	132	LYS
1	F	142	LYS
1	F	193	MET
1	F	219	PHE
1	F	225	LYS
1	F	267	MET
1	F	358	SER
1	F	380	LYS
1	H	52	ASP
1	H	160	LYS
1	H	199	TYR
1	H	360	TYR
1	H	380	LYS
1	H	473	ASP
2	J	27	LEU
2	J	69	ASP
2	J	75	SER
2	J	77	LYS
2	J	80	ASN
2	J	86	MET
1	K	167	ASP
1	K	193	MET
1	K	200	LEU
1	K	219	PHE
1	K	225	LYS
1	K	267	MET
1	K	307	MET

Continued on next page...

Continued from previous page...

Mol	Chain	Res	Type
1	K	358	SER
1	K	428	ASP
1	L	18	ARG
1	L	52	ASP
1	L	160	LYS
1	L	199	TYR
1	L	267	MET
1	L	285	ARG
1	L	308	GLU
1	L	360	TYR
2	M	4	ARG
2	M	13	LYS
2	M	69	ASP
2	M	71	TYR
2	M	77	LYS
2	M	80	ASN
2	M	86	MET
1	N	167	ASP
1	N	193	MET
1	N	199	TYR
1	N	219	PHE
1	N	233	MET
1	N	267	MET
1	N	288	MET
1	N	307	MET
1	N	358	SER
1	O	52	ASP
1	O	160	LYS
1	O	199	TYR
1	O	267	MET
1	O	360	TYR
1	O	363	GLU
2	P	4	ARG
2	P	60	LYS
2	P	64	ILE
2	P	75	SER
2	P	77	LYS
2	P	80	ASN
2	P	86	MET
1	Q	138	CYS
1	Q	156	GLU
1	Q	193	MET

Continued on next page...

Continued from previous page...

Mol	Chain	Res	Type
1	Q	267	MET
1	Q	307	MET
1	Q	358	SER
1	Q	404	ARG
1	R	52	ASP
1	R	160	LYS
1	R	199	TYR
1	R	248	LEU
1	R	286	LYS
1	R	319	GLN
1	R	360	TYR
1	R	362	ARG
2	S	4	ARG
2	S	18	GLU
2	S	60	LYS
2	S	64	ILE
2	S	69	ASP
2	S	80	ASN
2	S	82	GLU
1	T	167	ASP
1	T	193	MET
1	T	225	LYS
1	T	267	MET
1	T	286	LYS
1	T	288	MET
1	T	358	SER

Sometimes sidechains can be flipped to improve hydrogen bonding and reduce clashes. All (8) such sidechains are listed below:

Mol	Chain	Res	Type
1	I	366	GLN
1	F	206	ASN
1	F	319	GLN
1	H	319	GLN
1	H	366	GLN
1	O	319	GLN
1	O	366	GLN
2	P	68	ASN

5.3.3 RNA [i](#)

There are no RNA molecules in this entry.

5.4 Non-standard residues in protein, DNA, RNA chains [i](#)

There are no non-standard protein/DNA/RNA residues in this entry.

5.5 Carbohydrates [i](#)

There are no monosaccharides in this entry.

5.6 Ligand geometry [i](#)

Of 42 ligands modelled in this entry, 28 are monoatomic - leaving 14 for Mogul analysis.

In the following table, the Counts columns list the number of bonds (or angles) for which Mogul statistics could be retrieved, the number of bonds (or angles) that are observed in the model and the number of bonds (or angles) that are defined in the Chemical Component Dictionary. The Link column lists molecule types, if any, to which the group is linked. The Z score for a bond length (or angle) is the number of standard deviations the observed value is removed from the expected value. A bond length (or angle) with $|Z| > 2$ is considered an outlier worth inspection. RMSZ is the root-mean-square of all Z scores of the bond lengths (or angles).

Mol	Type	Chain	Res	Link	Bond lengths			Bond angles		
					Counts	RMSZ	# Z > 2	Counts	RMSZ	# Z > 2
5	ATP	F	602	3,4	26,33,33	0.63	0	31,52,52	0.76	2 (6%)
5	ATP	N	602	3,4	26,33,33	0.62	0	31,52,52	0.76	2 (6%)
5	ATP	H	603	3,4	26,33,33	0.65	0	31,52,52	0.87	2 (6%)
5	ATP	D	603	3,4	26,33,33	0.64	0	31,52,52	0.84	2 (6%)
5	ATP	T	602	3,4	26,33,33	0.63	0	31,52,52	0.76	2 (6%)
5	ATP	L	603	3,4	26,33,33	0.66	0	31,52,52	0.85	2 (6%)
5	ATP	C	602	3,4	26,33,33	0.64	0	31,52,52	0.77	2 (6%)
5	ATP	A	603	3,4	26,33,33	0.65	0	31,52,52	0.84	2 (6%)
5	ATP	K	602	3,4	26,33,33	0.63	0	31,52,52	0.75	2 (6%)
5	ATP	R	603	3,4	26,33,33	0.64	0	31,52,52	0.85	2 (6%)
5	ATP	G	602	3,4	26,33,33	0.63	0	31,52,52	0.77	2 (6%)
5	ATP	Q	602	3,4	26,33,33	0.63	0	31,52,52	0.76	2 (6%)
5	ATP	O	603	3,4	26,33,33	0.64	0	31,52,52	0.85	2 (6%)
5	ATP	I	603	3,4	26,33,33	0.66	0	31,52,52	0.85	2 (6%)

In the following table, the Chirals column lists the number of chiral outliers, the number of chiral centers analysed, the number of these observed in the model and the number defined in the Chemical Component Dictionary. Similar counts are reported in the Torsion and Rings columns. '-' means no outliers of that kind were identified.

Mol	Type	Chain	Res	Link	Chirals	Torsions	Rings
5	ATP	F	602	3,4	-	2/18/38/38	0/3/3/3
5	ATP	N	602	3,4	-	3/18/38/38	0/3/3/3
5	ATP	H	603	3,4	-	5/18/38/38	0/3/3/3
5	ATP	D	603	3,4	-	4/18/38/38	0/3/3/3
5	ATP	T	602	3,4	-	2/18/38/38	0/3/3/3
5	ATP	L	603	3,4	-	6/18/38/38	0/3/3/3
5	ATP	C	602	3,4	-	2/18/38/38	0/3/3/3
5	ATP	A	603	3,4	-	3/18/38/38	0/3/3/3
5	ATP	K	602	3,4	-	3/18/38/38	0/3/3/3
5	ATP	R	603	3,4	-	6/18/38/38	0/3/3/3
5	ATP	G	602	3,4	-	3/18/38/38	0/3/3/3
5	ATP	Q	602	3,4	-	3/18/38/38	0/3/3/3
5	ATP	O	603	3,4	-	5/18/38/38	0/3/3/3
5	ATP	I	603	3,4	-	5/18/38/38	0/3/3/3

There are no bond length outliers.

All (28) bond angle outliers are listed below:

Mol	Chain	Res	Type	Atoms	Z	Observed(°)	Ideal(°)
5	O	603	ATP	C5-C6-N6	2.37	123.95	120.35
5	L	603	ATP	C5-C6-N6	2.36	123.93	120.35
5	H	603	ATP	C5-C6-N6	2.35	123.93	120.35
5	I	603	ATP	C5-C6-N6	2.35	123.92	120.35
5	R	603	ATP	C5-C6-N6	2.33	123.89	120.35
5	A	603	ATP	C5-C6-N6	2.32	123.88	120.35
5	G	602	ATP	C5-C6-N6	2.32	123.88	120.35
5	D	603	ATP	C5-C6-N6	2.32	123.87	120.35
5	F	602	ATP	C5-C6-N6	2.30	123.84	120.35
5	Q	602	ATP	C5-C6-N6	2.29	123.84	120.35
5	T	602	ATP	C5-C6-N6	2.29	123.84	120.35
5	K	602	ATP	C5-C6-N6	2.29	123.83	120.35
5	N	602	ATP	C5-C6-N6	2.28	123.82	120.35
5	C	602	ATP	C5-C6-N6	2.28	123.82	120.35
5	R	603	ATP	PB-O3B-PG	2.07	139.93	132.83
5	H	603	ATP	PB-O3B-PG	2.07	139.93	132.83

Continued on next page...

Continued from previous page...

Mol	Chain	Res	Type	Atoms	Z	Observed(°)	Ideal(°)
5	A	603	ATP	PB-O3B-PG	2.05	139.85	132.83
5	L	603	ATP	PB-O3B-PG	2.04	139.84	132.83
5	D	603	ATP	PB-O3B-PG	2.04	139.81	132.83
5	K	602	ATP	PB-O3B-PG	2.04	139.81	132.83
5	C	602	ATP	PB-O3B-PG	2.03	139.79	132.83
5	I	603	ATP	PB-O3B-PG	2.03	139.79	132.83
5	N	602	ATP	PB-O3B-PG	2.03	139.78	132.83
5	F	602	ATP	PB-O3B-PG	2.03	139.78	132.83
5	G	602	ATP	PB-O3B-PG	2.02	139.77	132.83
5	O	603	ATP	PB-O3B-PG	2.02	139.76	132.83
5	Q	602	ATP	PB-O3B-PG	2.01	139.74	132.83
5	T	602	ATP	PB-O3B-PG	2.01	139.71	132.83

There are no chirality outliers.

All (52) torsion outliers are listed below:

Mol	Chain	Res	Type	Atoms
5	I	603	ATP	C5'-O5'-PA-O3A
5	I	603	ATP	C3'-C4'-C5'-O5'
5	G	602	ATP	PB-O3B-PG-O3G
5	D	603	ATP	PB-O3B-PG-O3G
5	F	602	ATP	PB-O3B-PG-O3G
5	H	603	ATP	C5'-O5'-PA-O2A
5	H	603	ATP	C5'-O5'-PA-O3A
5	H	603	ATP	O4'-C4'-C5'-O5'
5	K	602	ATP	PB-O3B-PG-O3G
5	L	603	ATP	C5'-O5'-PA-O3A
5	L	603	ATP	O4'-C4'-C5'-O5'
5	L	603	ATP	C3'-C4'-C5'-O5'
5	N	602	ATP	PB-O3B-PG-O3G
5	O	603	ATP	C5'-O5'-PA-O1A
5	O	603	ATP	C5'-O5'-PA-O2A
5	O	603	ATP	C5'-O5'-PA-O3A
5	O	603	ATP	O4'-C4'-C5'-O5'
5	O	603	ATP	C3'-C4'-C5'-O5'
5	Q	602	ATP	PB-O3B-PG-O3G
5	R	603	ATP	C5'-O5'-PA-O2A
5	R	603	ATP	C5'-O5'-PA-O3A
5	R	603	ATP	O4'-C4'-C5'-O5'
5	R	603	ATP	C3'-C4'-C5'-O5'
5	I	603	ATP	O4'-C4'-C5'-O5'
5	H	603	ATP	C3'-C4'-C5'-O5'

Continued on next page...

Continued from previous page...

Mol	Chain	Res	Type	Atoms
5	C	602	ATP	PB-O3B-PG-O1G
5	T	602	ATP	PB-O3B-PG-O1G
5	T	602	ATP	PB-O3B-PG-O3G
5	D	603	ATP	C5'-O5'-PA-O3A
5	Q	602	ATP	PA-O3A-PB-O1B
5	I	603	ATP	C5'-O5'-PA-O1A
5	I	603	ATP	C5'-O5'-PA-O2A
5	H	603	ATP	C5'-O5'-PA-O1A
5	L	603	ATP	C5'-O5'-PA-O1A
5	L	603	ATP	C5'-O5'-PA-O2A
5	R	603	ATP	C5'-O5'-PA-O1A
5	K	602	ATP	PA-O3A-PB-O1B
5	G	602	ATP	PB-O3B-PG-O1G
5	K	602	ATP	PB-O3B-PG-O1G
5	N	602	ATP	PB-O3B-PG-O1G
5	Q	602	ATP	PB-O3B-PG-O1G
5	G	602	ATP	PB-O3B-PG-O2G
5	C	602	ATP	PB-O3B-PG-O3G
5	F	602	ATP	PB-O3B-PG-O2G
5	A	603	ATP	C5'-O5'-PA-O3A
5	A	603	ATP	PA-O3A-PB-O1B
5	A	603	ATP	PA-O3A-PB-O2B
5	D	603	ATP	PA-O3A-PB-O1B
5	D	603	ATP	PA-O3A-PB-O2B
5	L	603	ATP	PG-O3B-PB-O2B
5	N	602	ATP	PA-O3A-PB-O1B
5	R	603	ATP	PG-O3B-PB-O2B

There are no ring outliers.

11 monomers are involved in 14 short contacts:

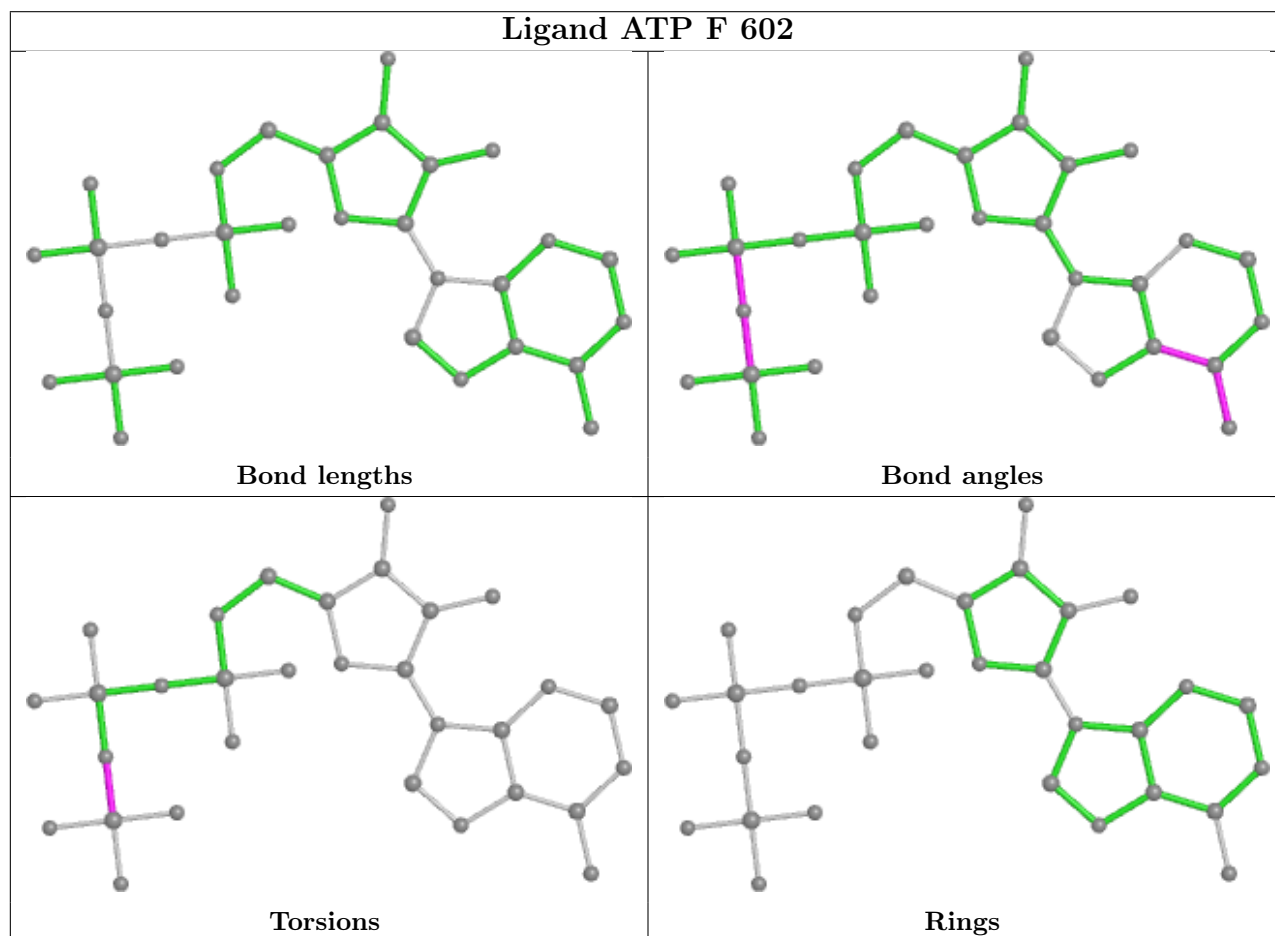
Mol	Chain	Res	Type	Clashes	Symm-Clashes
5	F	602	ATP	2	0
5	N	602	ATP	1	0
5	D	603	ATP	2	0
5	T	602	ATP	2	0
5	C	602	ATP	1	0
5	A	603	ATP	1	0
5	K	602	ATP	1	0
5	G	602	ATP	1	0
5	Q	602	ATP	1	0
5	O	603	ATP	1	0

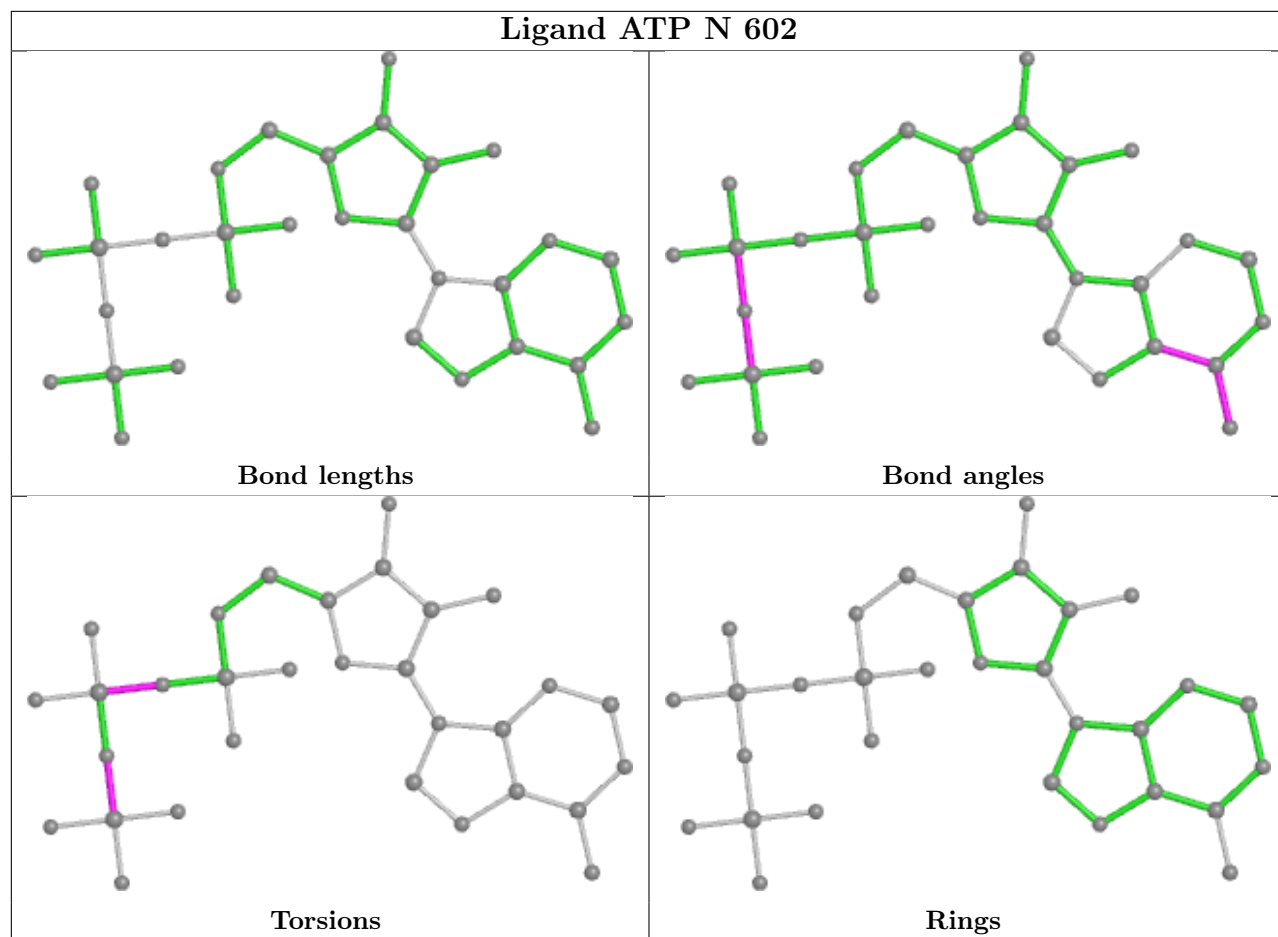
Continued on next page...

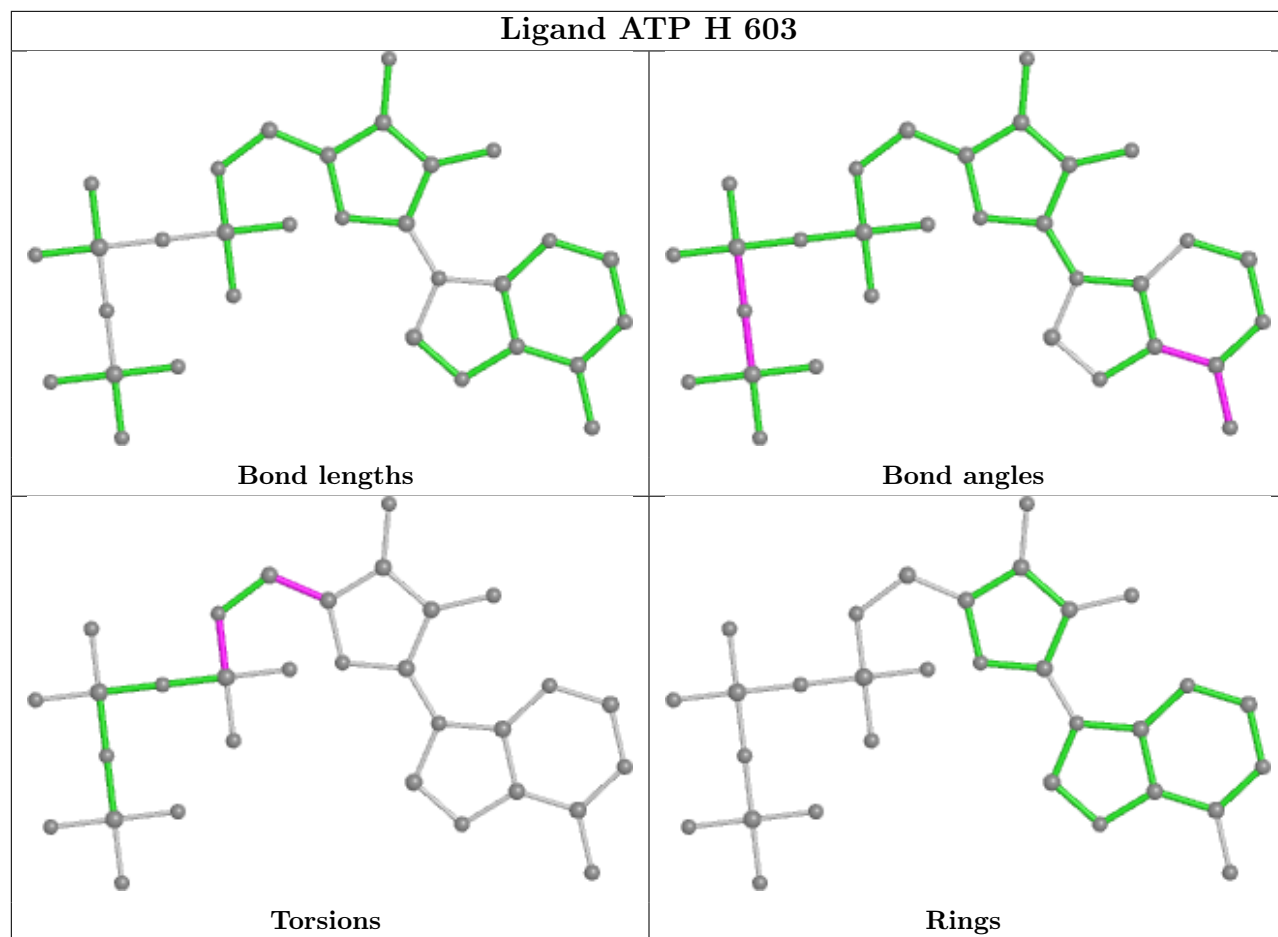
Continued from previous page...

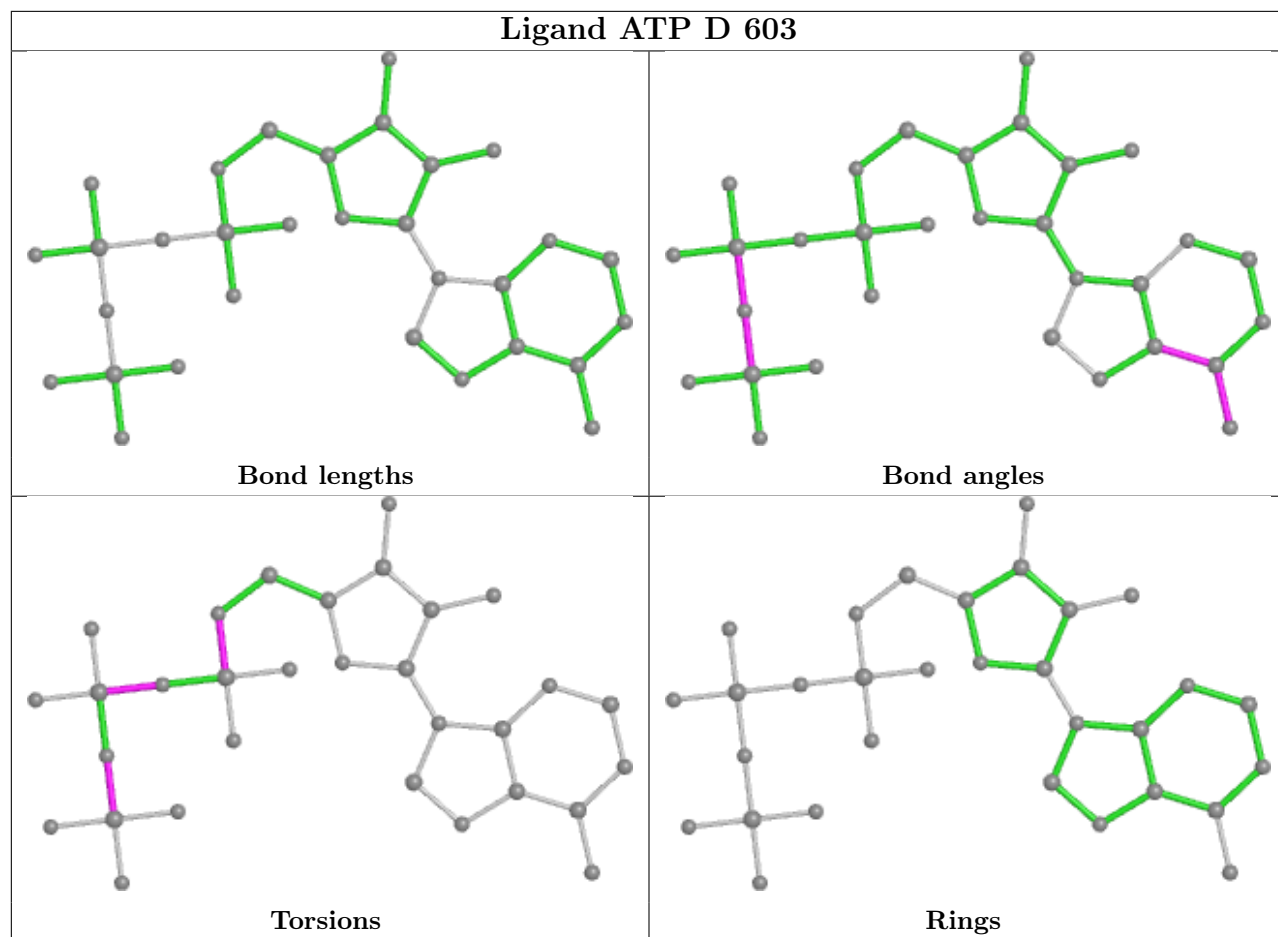
Mol	Chain	Res	Type	Clashes	Symm-Clashes
5	I	603	ATP	1	0

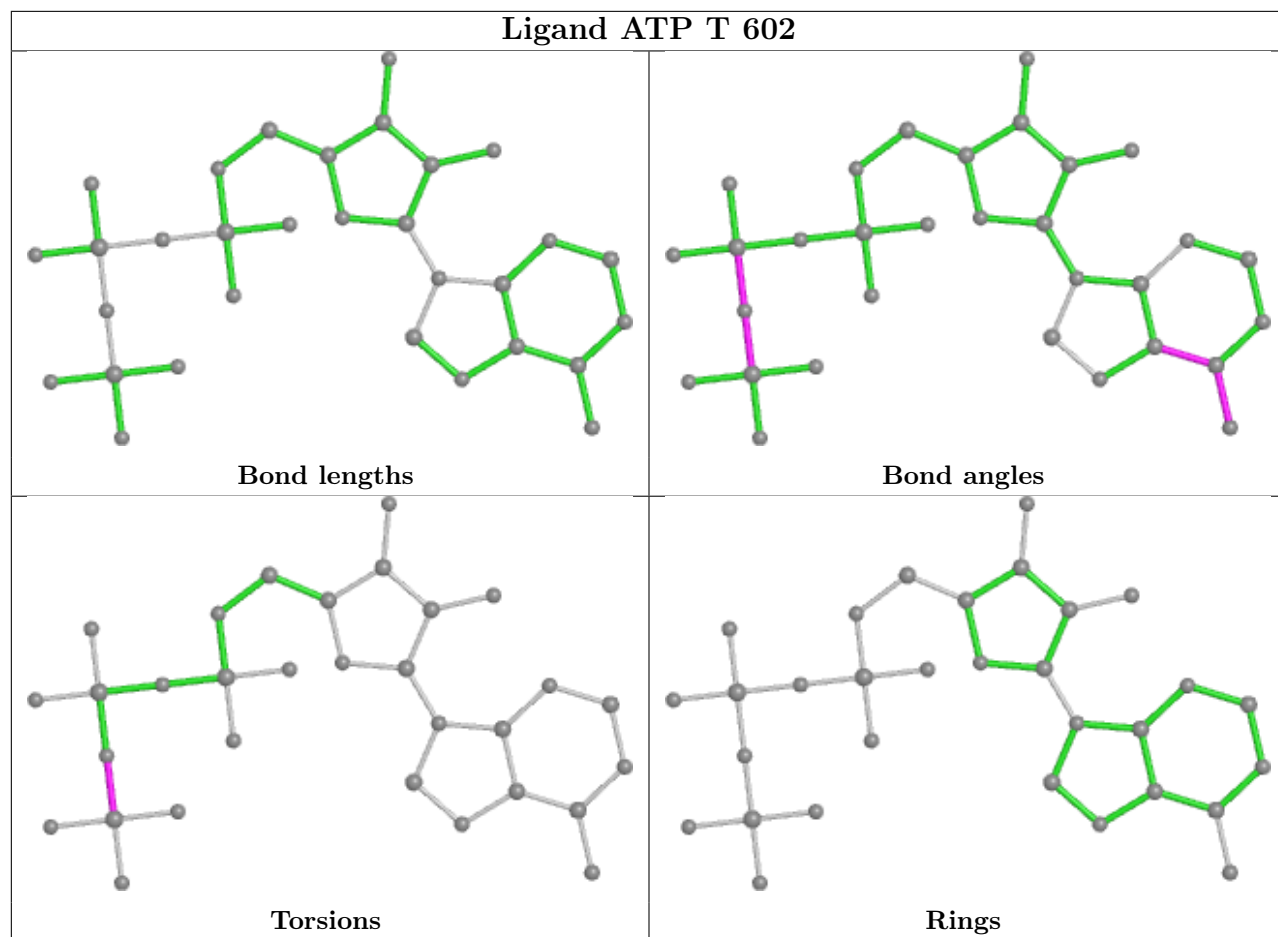
The following is a two-dimensional graphical depiction of Mogul quality analysis of bond lengths, bond angles, torsion angles, and ring geometry for all instances of the Ligand of Interest. In addition, ligands with molecular weight > 250 and outliers as shown on the validation Tables will also be included. For torsion angles, if less than 5% of the Mogul distribution of torsion angles is within 10 degrees of the torsion angle in question, then that torsion angle is considered an outlier. Any bond that is central to one or more torsion angles identified as an outlier by Mogul will be highlighted in the graph. For rings, the root-mean-square deviation (RMSD) between the ring in question and similar rings identified by Mogul is calculated over all ring torsion angles. If the average RMSD is greater than 60 degrees and the minimal RMSD between the ring in question and any Mogul-identified rings is also greater than 60 degrees, then that ring is considered an outlier. The outliers are highlighted in purple. The color gray indicates Mogul did not find sufficient equivalents in the CSD to analyse the geometry.

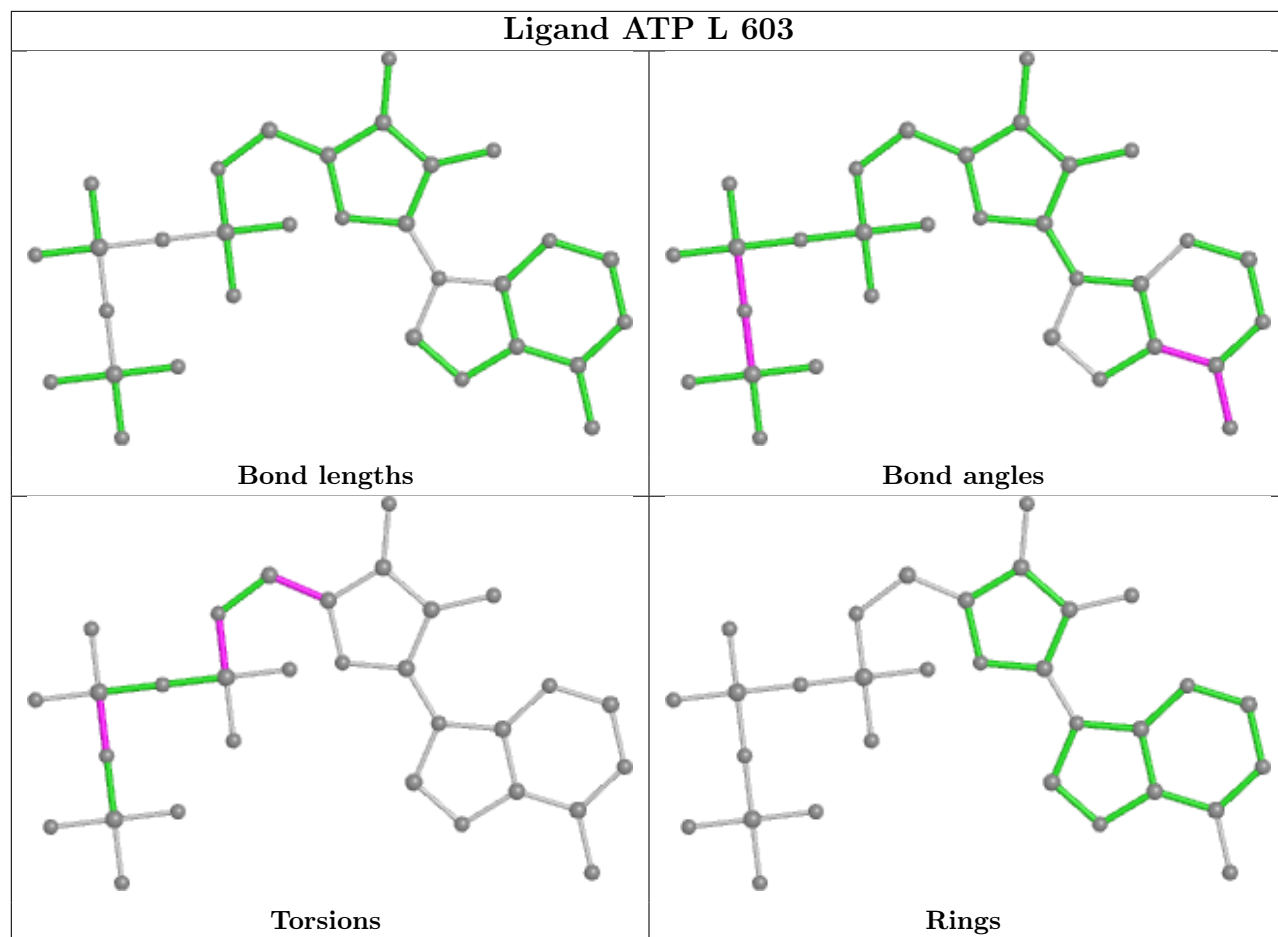


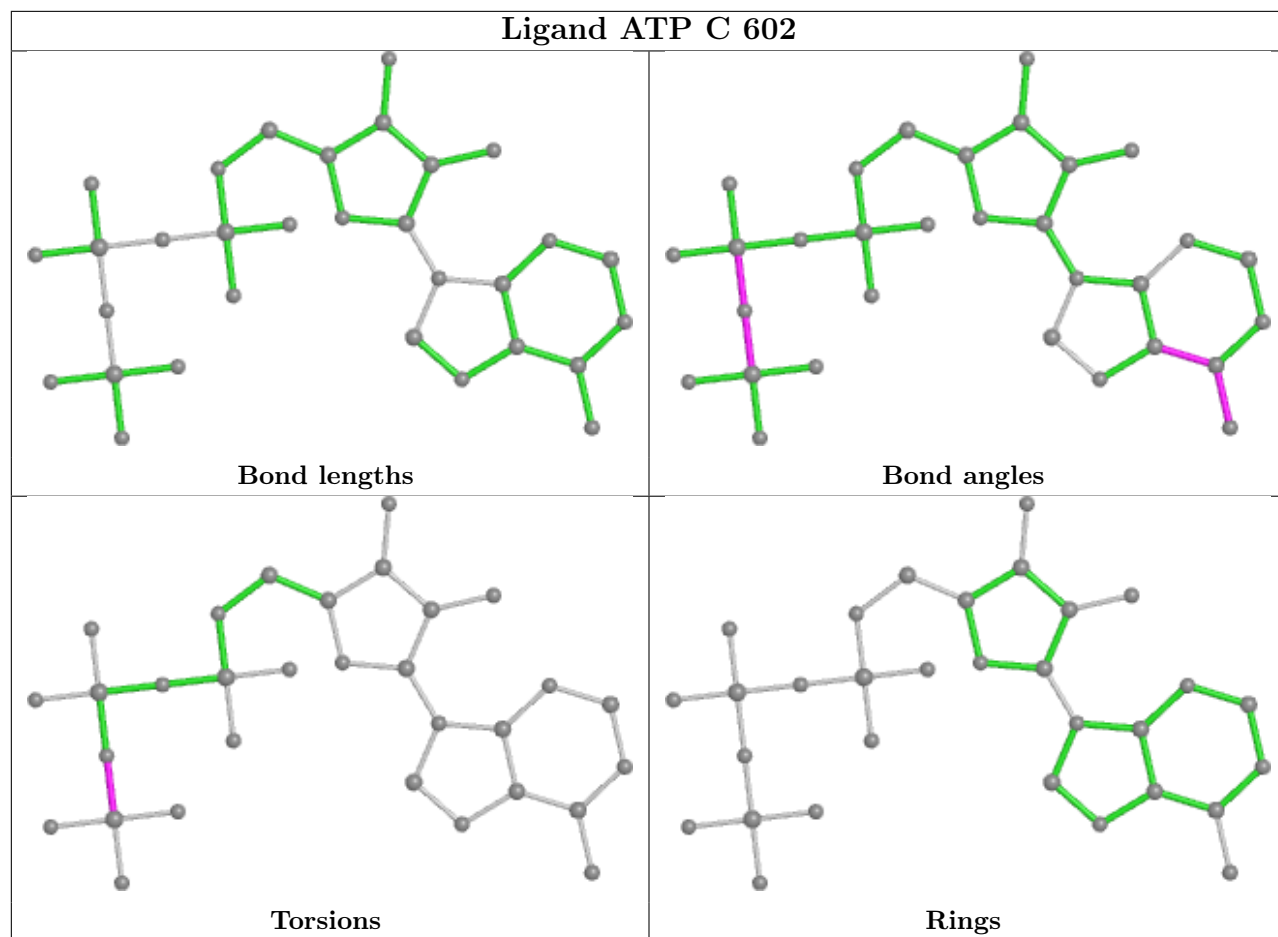


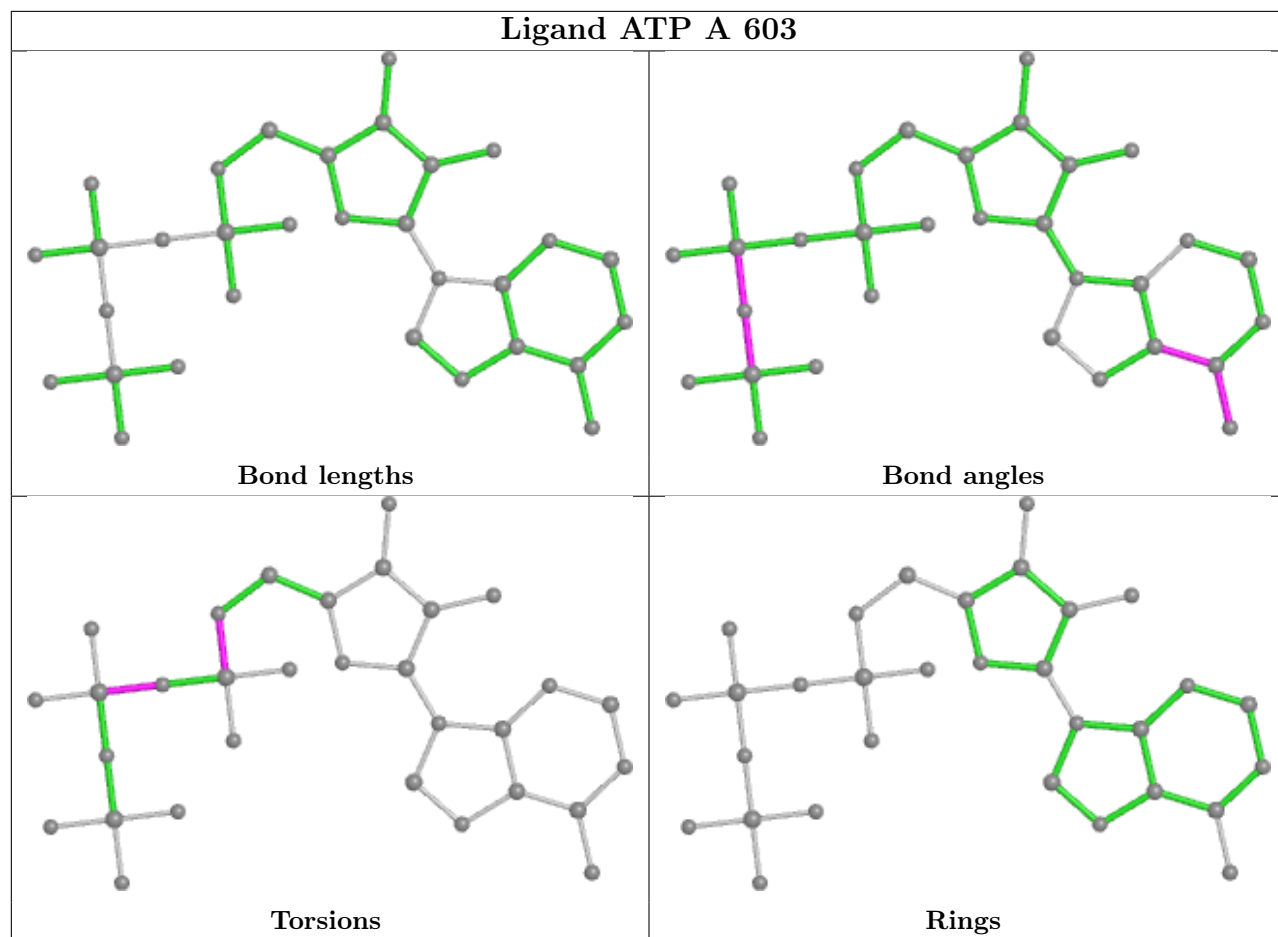


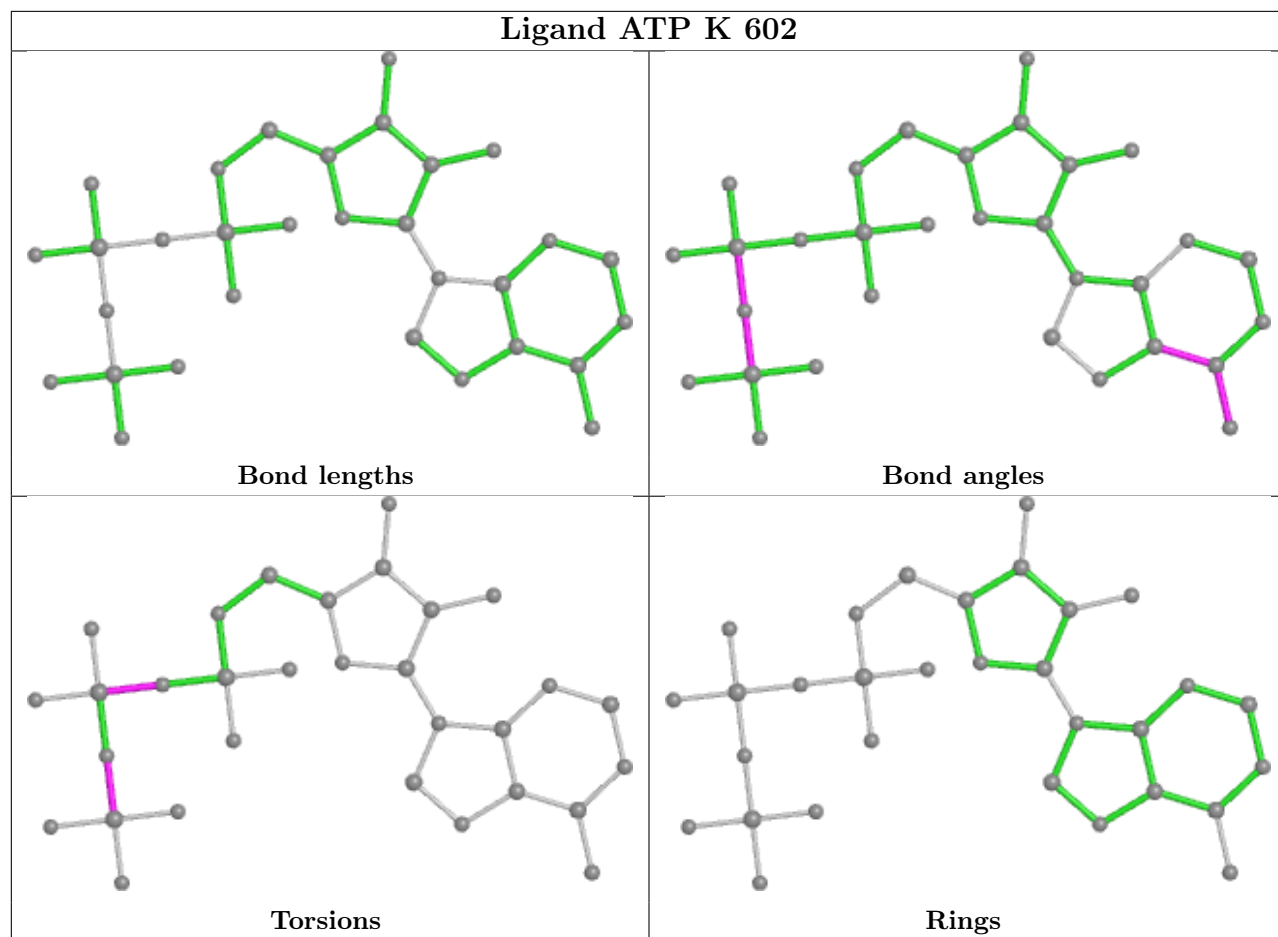


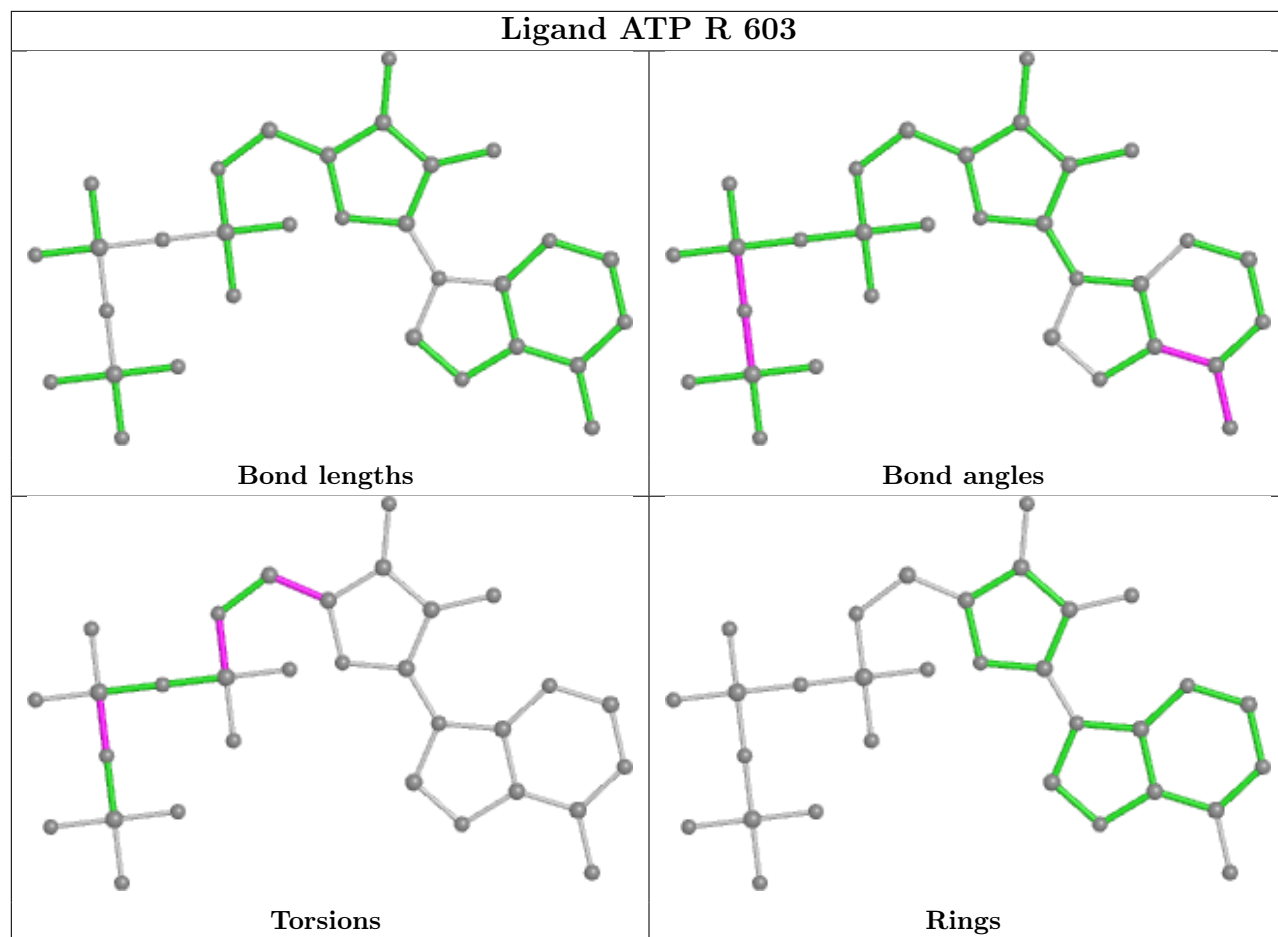


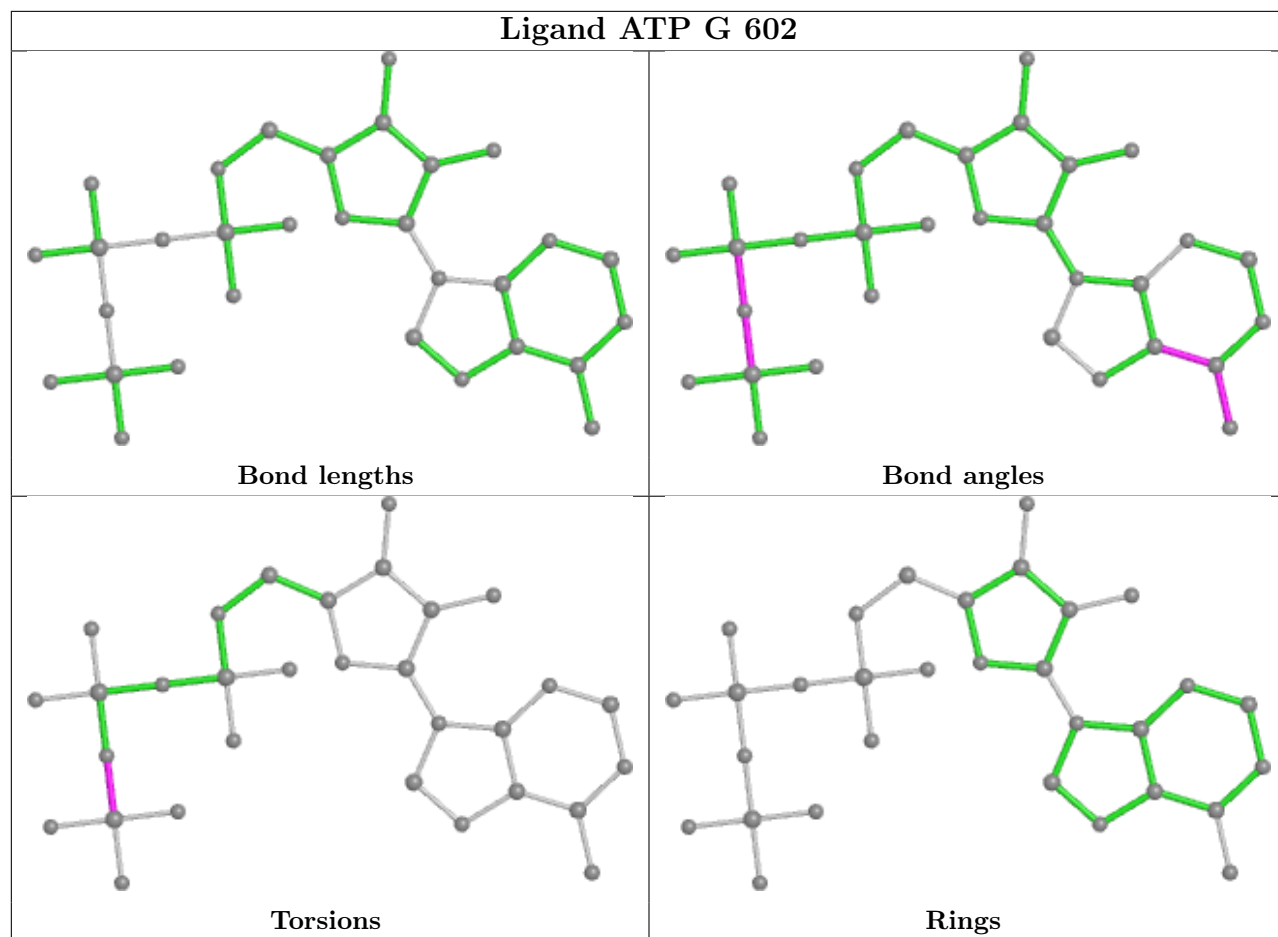


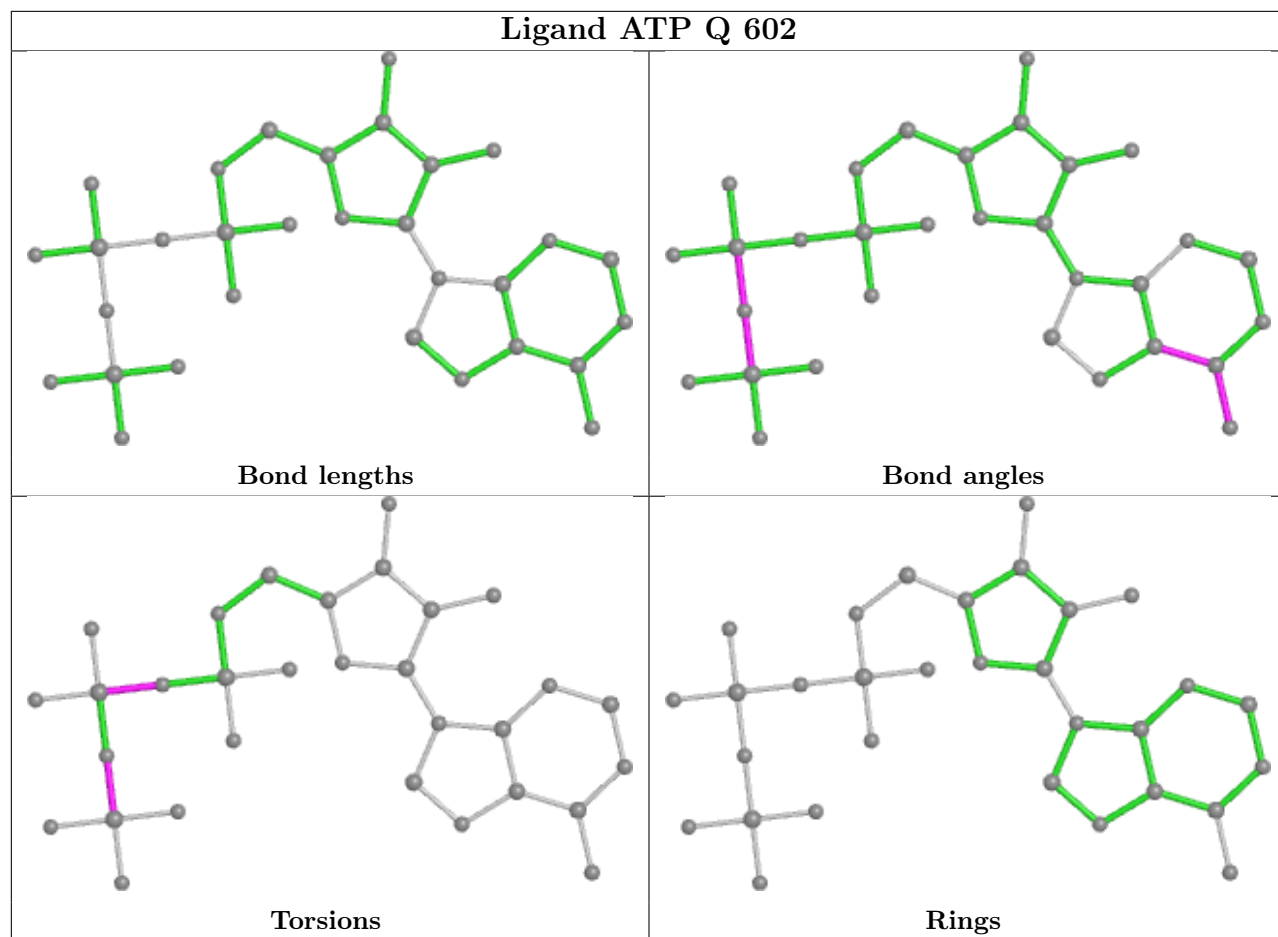


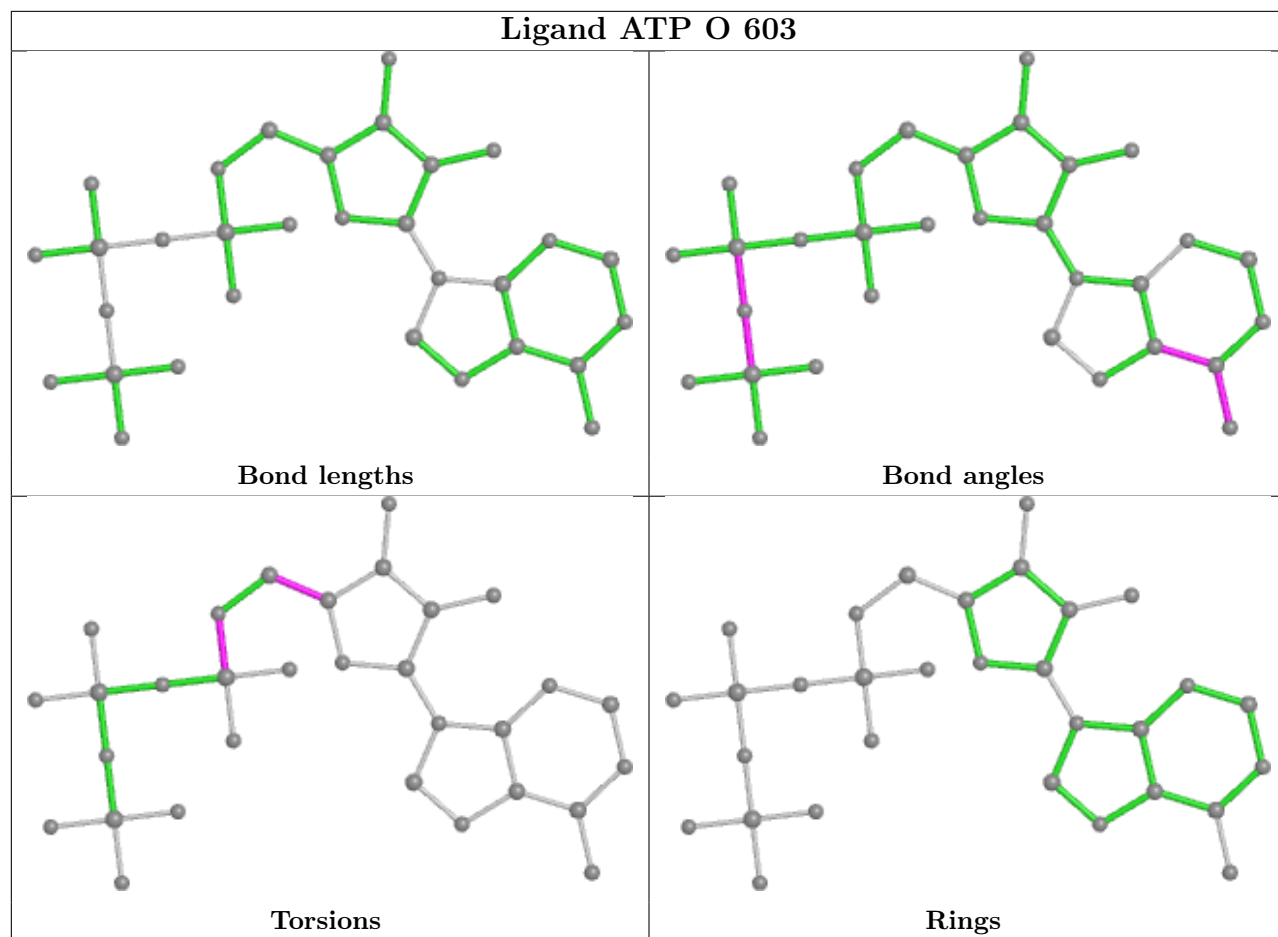


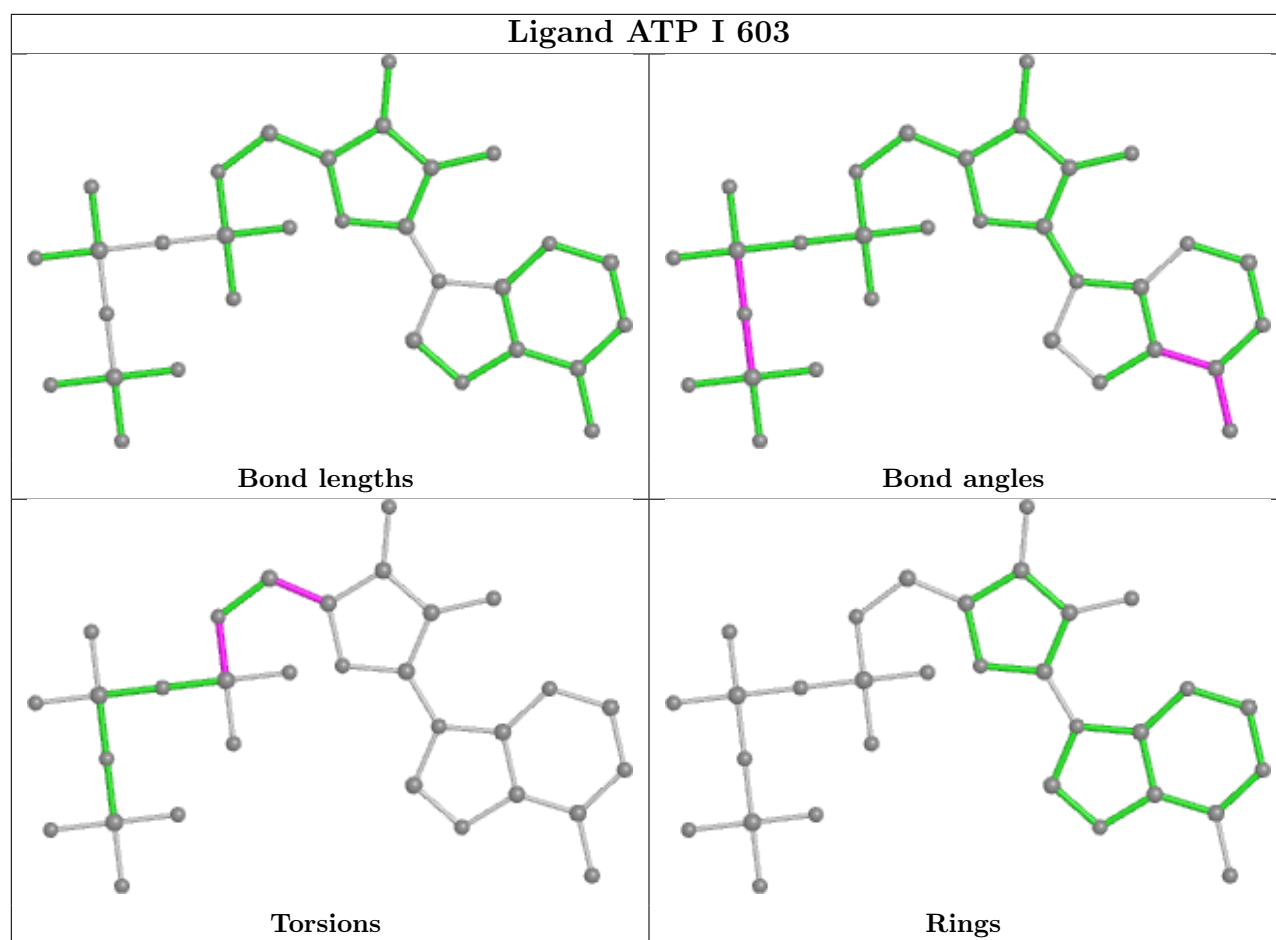












5.7 Other polymers [i](#)

There are no such residues in this entry.

5.8 Polymer linkage issues [i](#)

There are no chain breaks in this entry.

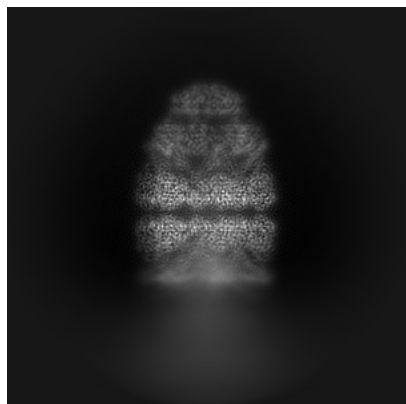
6 Map visualisation [i](#)

This section contains visualisations of the EMDB entry EMD-16117. These allow visual inspection of the internal detail of the map and identification of artifacts.

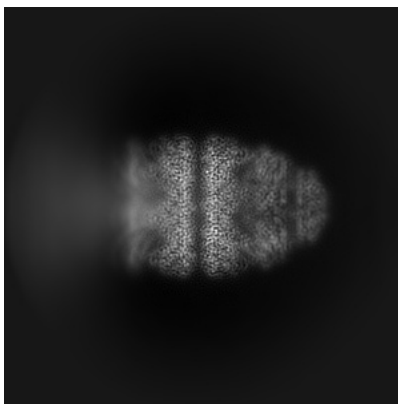
Images derived from a raw map, generated by summing the deposited half-maps, are presented below the corresponding image components of the primary map to allow further visual inspection and comparison with those of the primary map.

6.1 Orthogonal projections [i](#)


6.1.1 Primary map



X

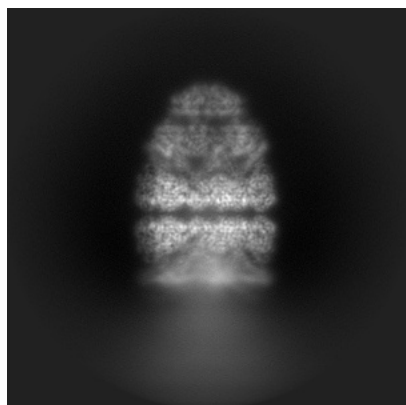


Y

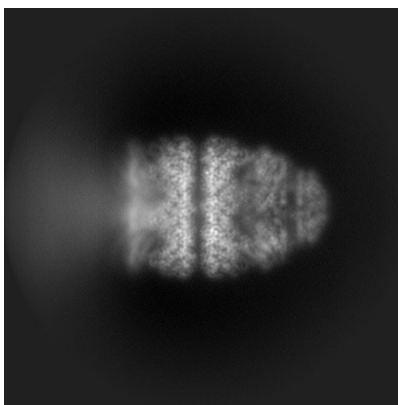


Z

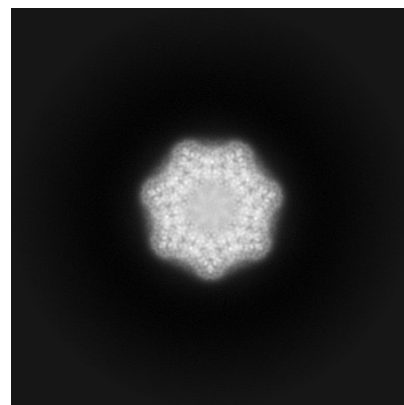
6.1.2 Raw map



X



Y




Z

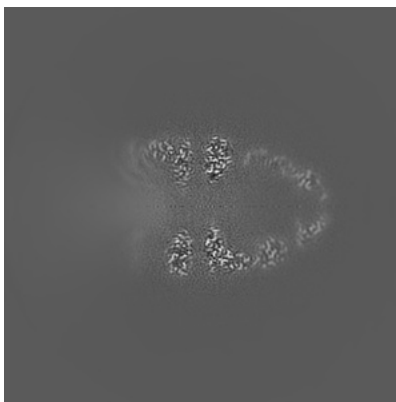
The images above show the map projected in three orthogonal directions.

6.2 Central slices [i](#)


6.2.1 Primary map



X Index: 196

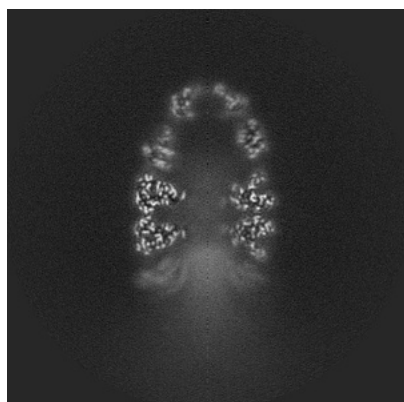


Y Index: 196

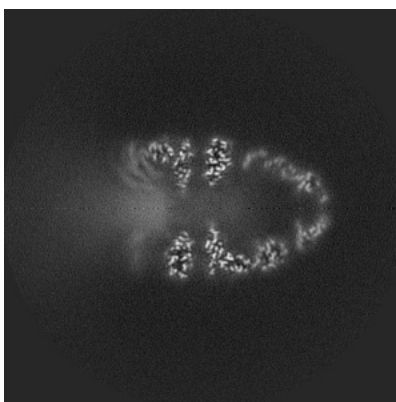


Z Index: 196

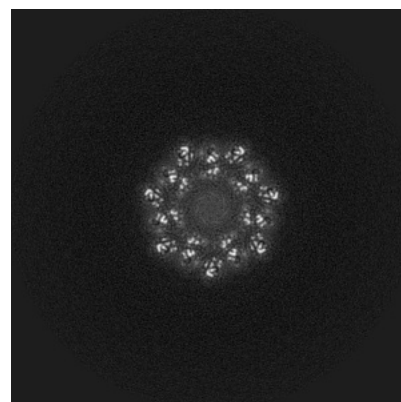
6.2.2 Raw map



X Index: 196



Y Index: 196




Z Index: 196


The images above show central slices of the map in three orthogonal directions.

6.3 Largest variance slices [i](#)

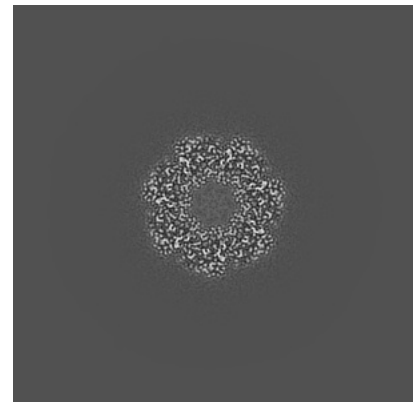
6.3.1 Primary map



X Index: 231

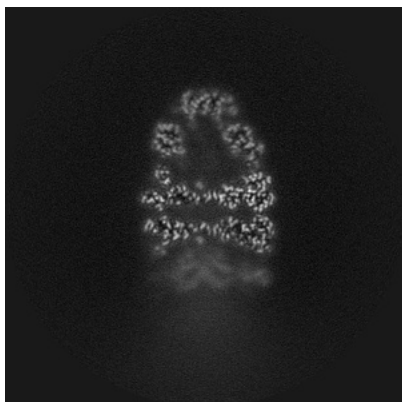


Y Index: 159

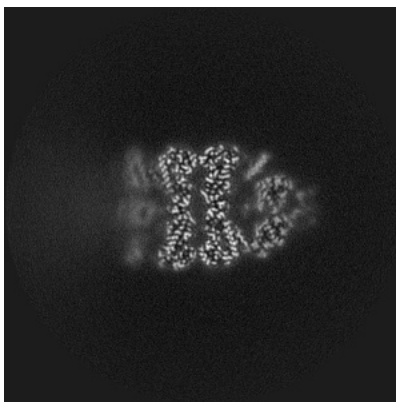


Z Index: 207

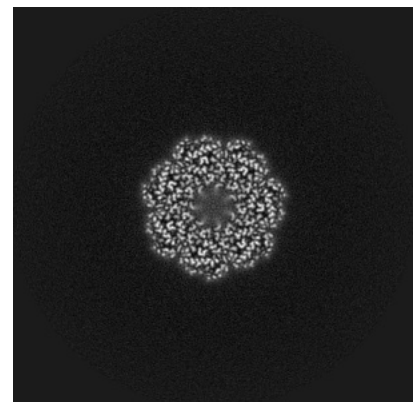
6.3.2 Raw map



X Index: 170



Y Index: 159

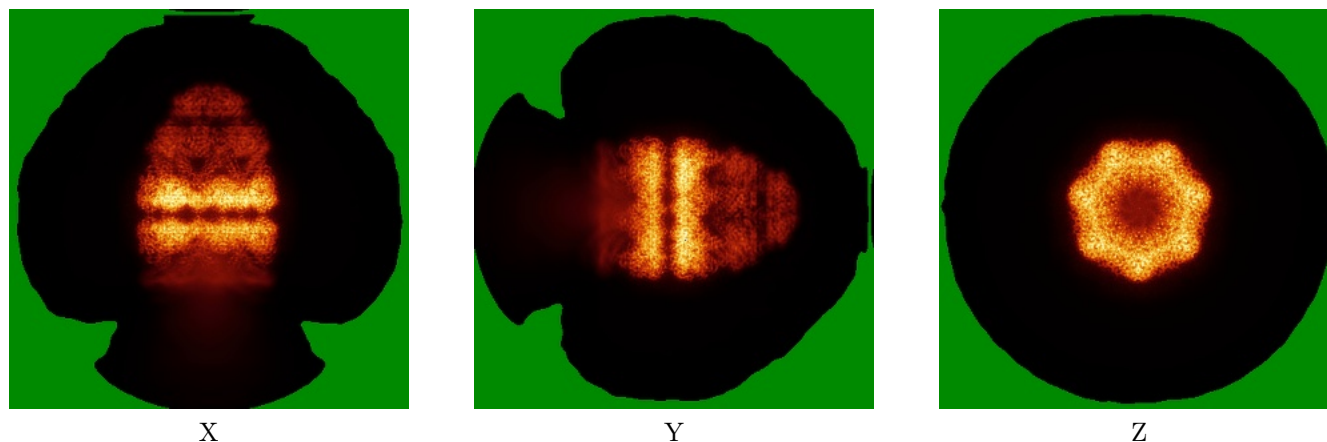


Z Index: 203


The images above show the largest variance slices of the map in three orthogonal directions.

6.4 Orthogonal standard-deviation projections (False-color) [i](#)

6.4.1 Primary map



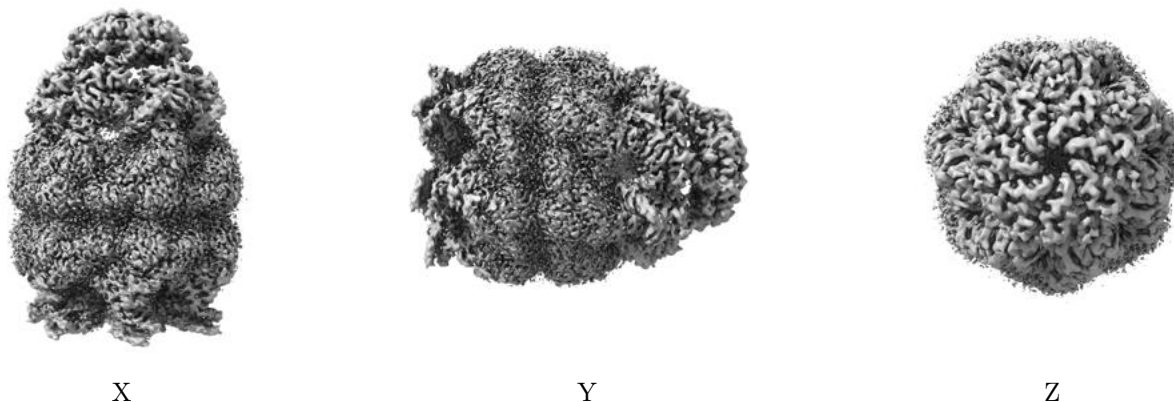
6.4.2 Raw map



The images above show the map standard deviation projections with false color in three orthogonal directions. Minimum values are shown in green, max in blue, and dark to light orange shades represent small to large values respectively.


6.5 Orthogonal surface views [i](#)

6.5.1 Primary map



The images above show the 3D surface view of the map at the recommended contour level 0.025. These images, in conjunction with the slice images, may facilitate assessment of whether an appropriate contour level has been provided.

6.5.2 Raw map



These images show the 3D surface of the raw map. The raw map's contour level was selected so that its surface encloses the same volume as the primary map does at its recommended contour level.


6.6 Mask visualisation [i](#)

This section shows the 3D surface view of the primary map at 50% transparency overlaid with the specified mask at 0% transparency

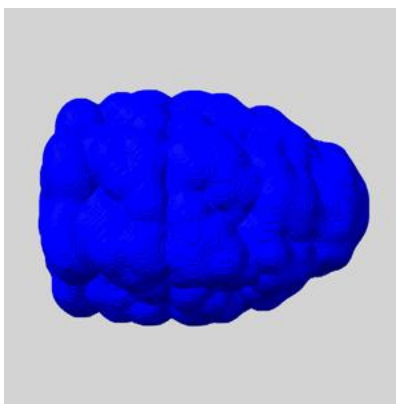
A mask typically either:

- Encompasses the whole structure
- Separates out a domain, a functional unit, a monomer or an area of interest from a larger structure


6.6.1 emd_16117_msk_1.map [i](#)



X



Y

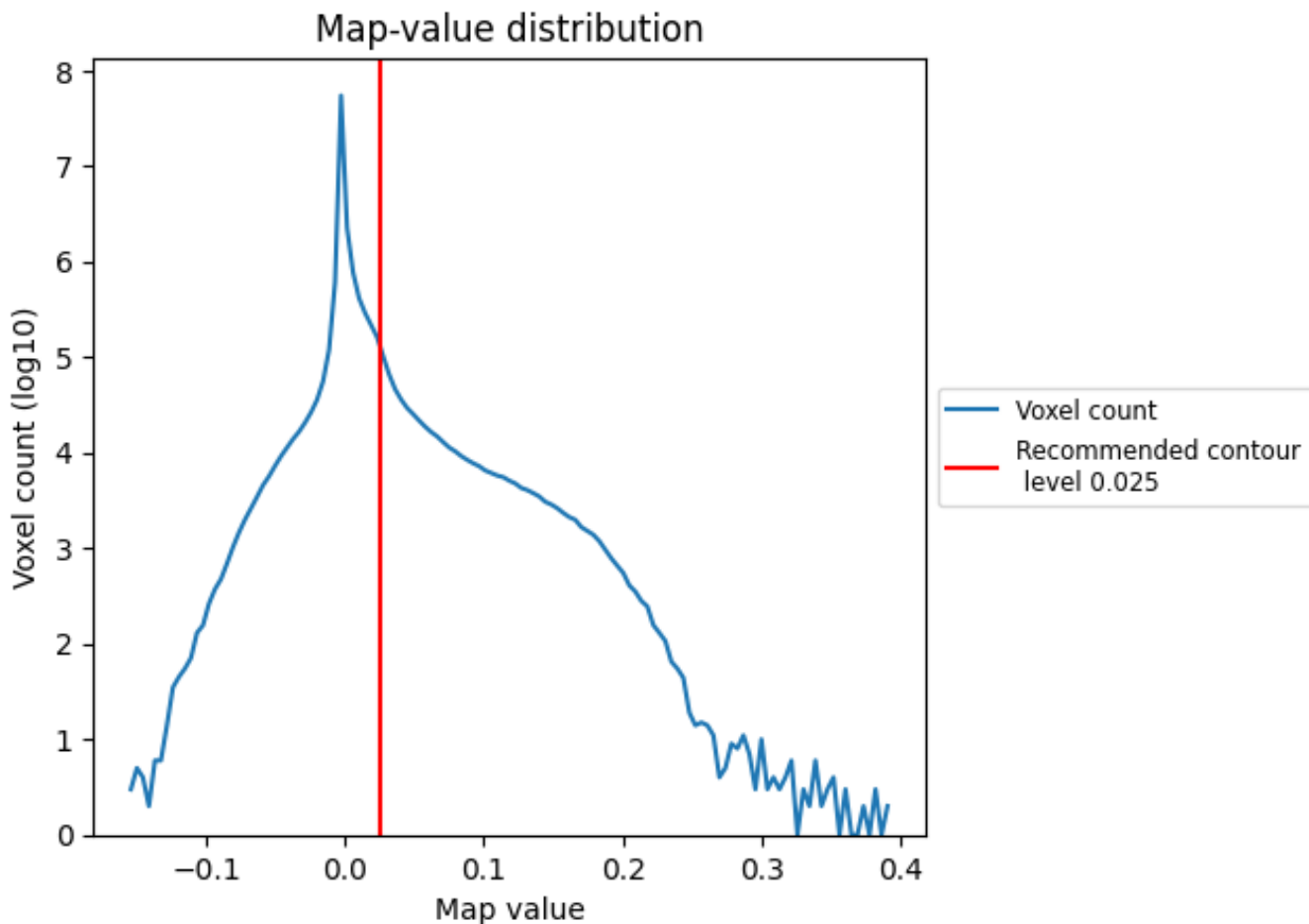


Z

7 Map analysis [i](#)

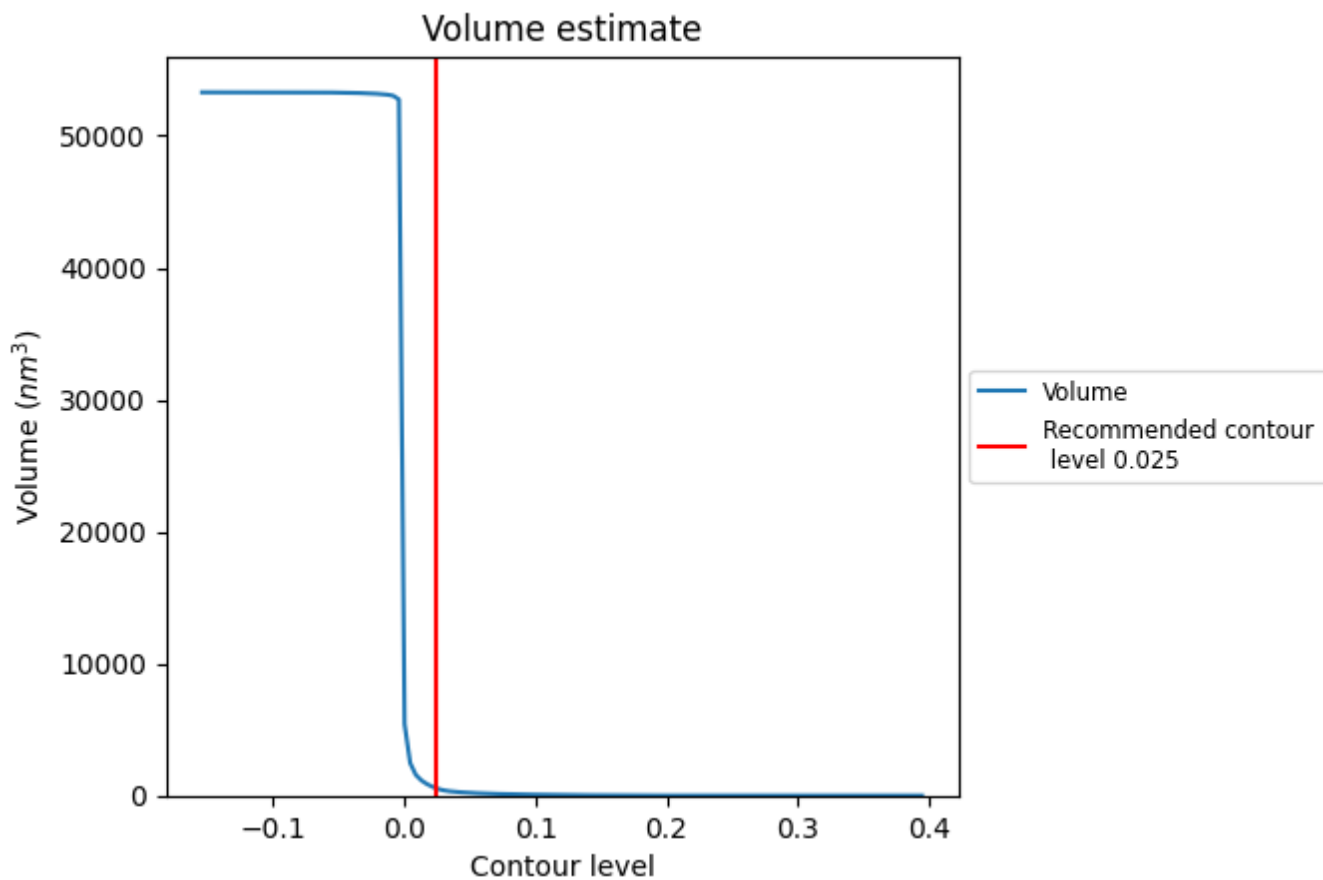
This section contains the results of statistical analysis of the map.

7.1 Map-value distribution [i](#)



The map-value distribution is plotted in 128 intervals along the x-axis. The y-axis is logarithmic. A spike in this graph at zero usually indicates that the volume has been masked.

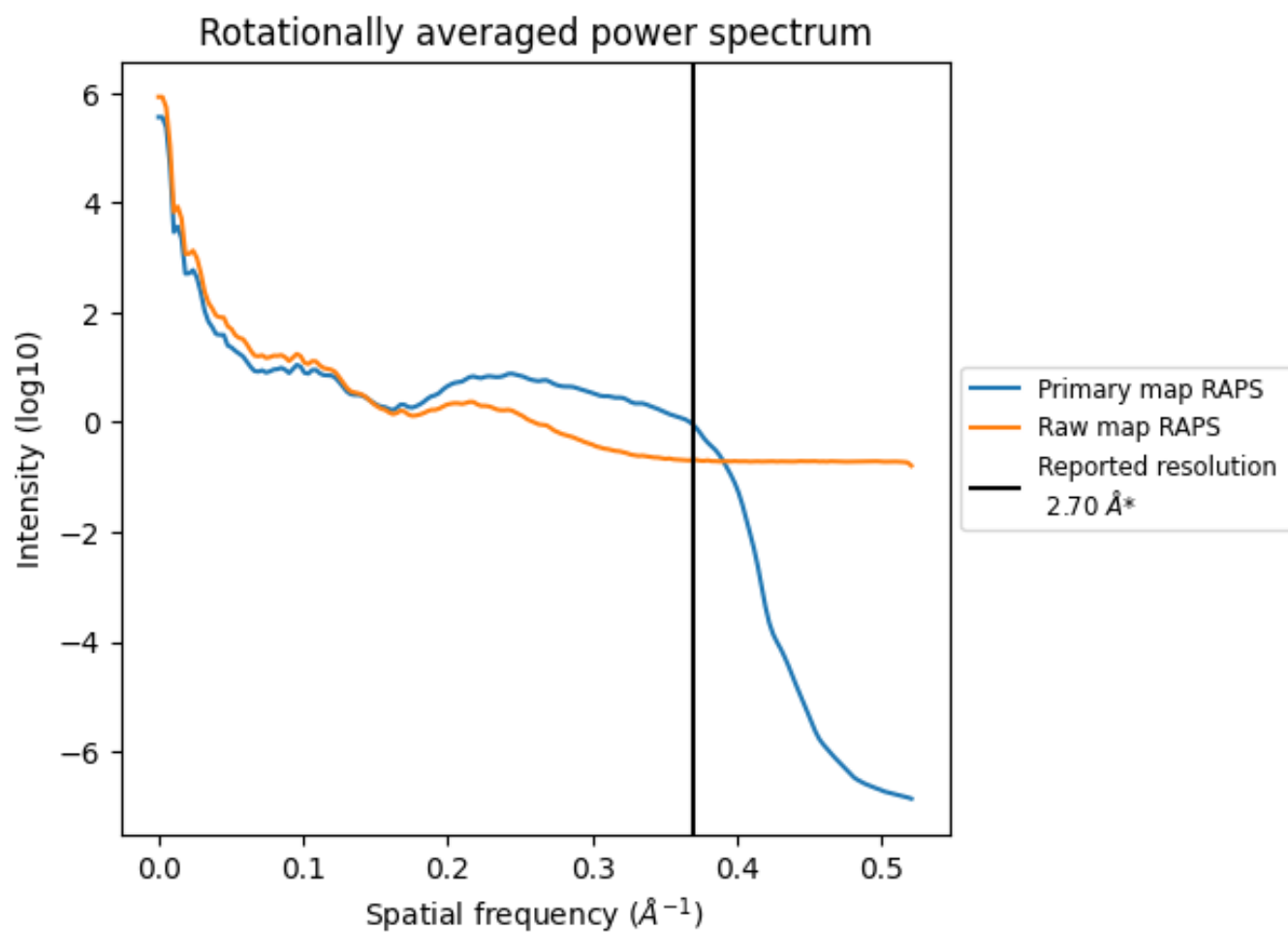
7.2 Volume estimate [i](#)



The volume at the recommended contour level is 540 nm^3 ; this corresponds to an approximate mass of 488 kDa.

The volume estimate graph shows how the enclosed volume varies with the contour level. The recommended contour level is shown as a vertical line and the intersection between the line and the curve gives the volume of the enclosed surface at the given level.

7.3 Rotationally averaged power spectrum i

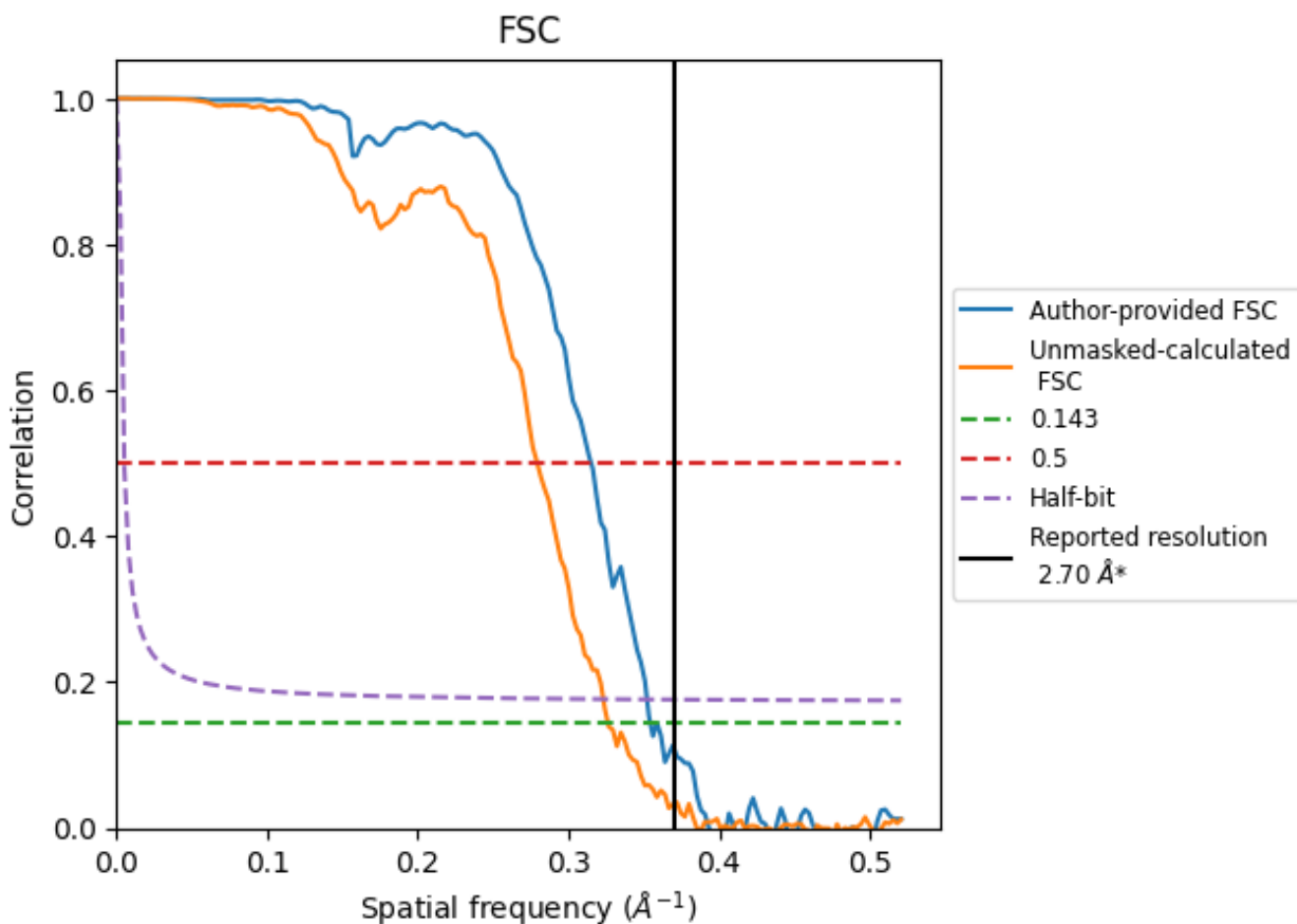


*Reported resolution corresponds to spatial frequency of 0.370 Å⁻¹

8 Fourier-Shell correlation [i](#)

Fourier-Shell Correlation (FSC) is the most commonly used method to estimate the resolution of single-particle and subtomogram-averaged maps. The shape of the curve depends on the imposed symmetry, mask and whether or not the two 3D reconstructions used were processed from a common reference. The reported resolution is shown as a black line. A curve is displayed for the half-bit criterion in addition to lines showing the 0.143 gold standard cut-off and 0.5 cut-off.

8.1 FSC [i](#)



*Reported resolution corresponds to spatial frequency of 0.370 Å⁻¹

8.2 Resolution estimates [i](#)

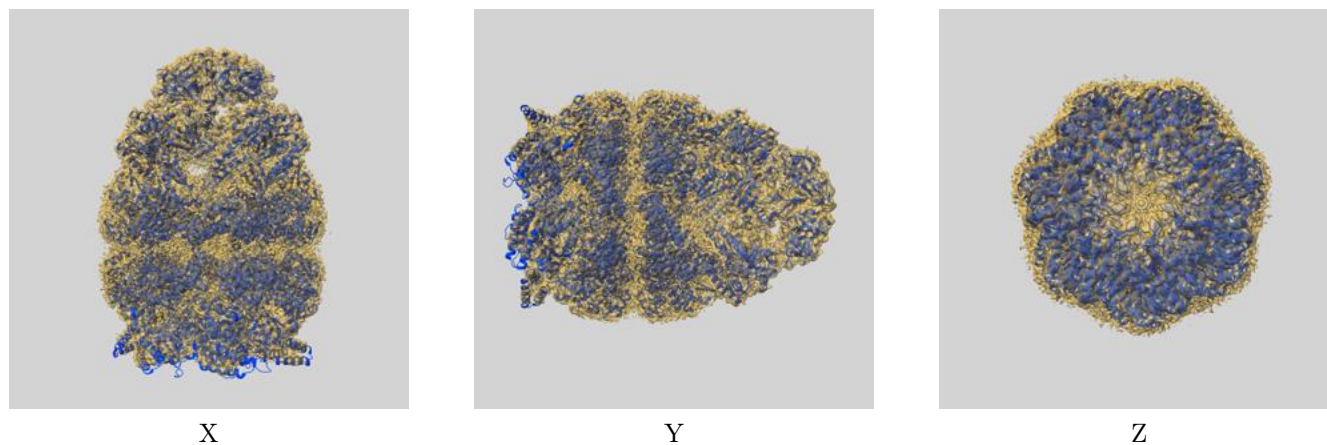
Resolution estimate (Å)	Estimation criterion (FSC cut-off)		
	0.143	0.5	Half-bit
Reported by author	2.70	-	-
Author-provided FSC curve	2.82	3.17	2.84
Unmasked-calculated*	3.06	3.58	3.09

*Resolution estimate based on FSC curve calculated by comparison of deposited half-maps. The value from deposited half-maps intersecting FSC 0.143 CUT-OFF 3.06 differs from the reported value 2.7 by more than 10 %

9 Map-model fit [i](#)

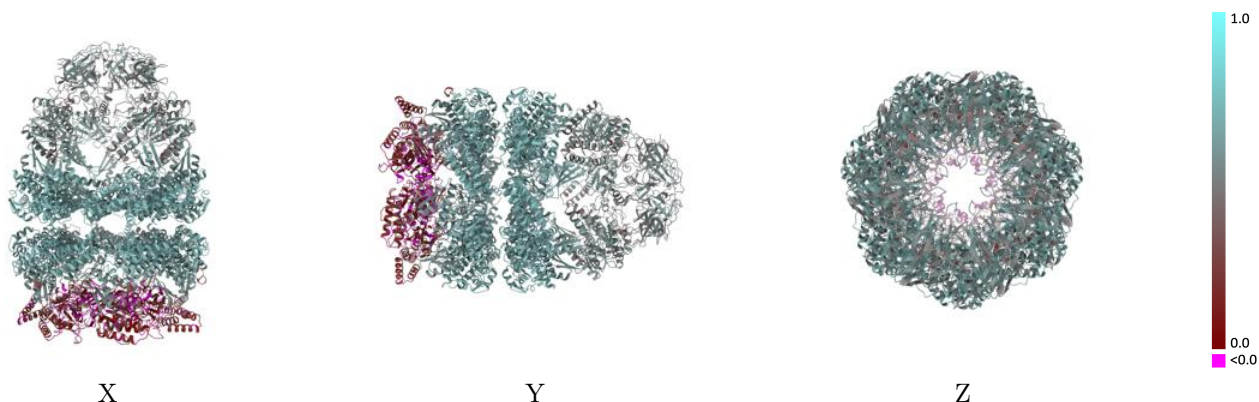
This section contains information regarding the fit between EMDB map EMD-16117 and PDB model 8BM1. Per-residue inclusion information can be found in section 3 on page 10.

9.1 Map-model overlay [i](#)



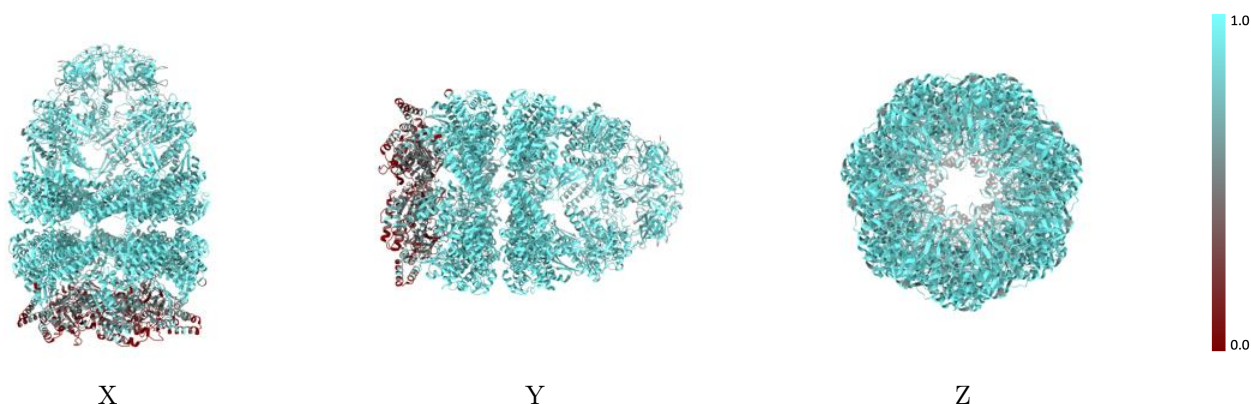
The images above show the 3D surface view of the map at the recommended contour level 0.025 at 50% transparency in yellow overlaid with a ribbon representation of the model coloured in blue. These images allow for the visual assessment of the quality of fit between the atomic model and the map.

9.2 Q-score mapped to coordinate model [i](#)



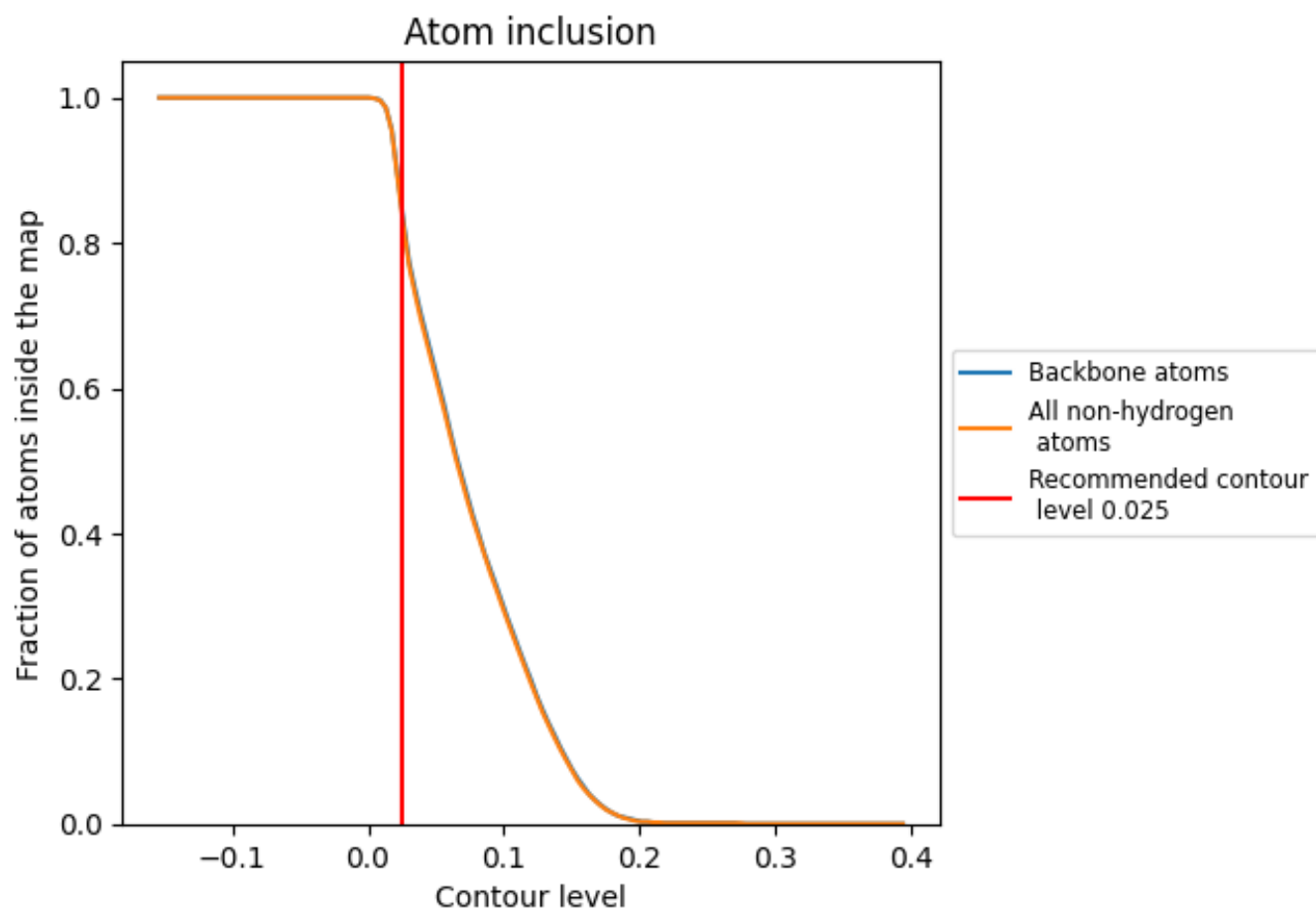
The images above show the model with each residue coloured according to its Q-score. This shows their resolvability in the map with higher Q-score values reflecting better resolvability. Please note: Q-score is calculating the resolvability of atoms, and thus high values are only expected at resolutions at which atoms can be resolved. Low Q-score values may therefore be expected for many entries.

9.3 Atom inclusion mapped to coordinate model [i](#)



The images above show the model with each residue coloured according to its atom inclusion. This shows to what extent they are inside the map at the recommended contour level (0.025).













































9.4 Atom inclusion [i](#)



At the recommended contour level, 85% of all backbone atoms, 84% of all non-hydrogen atoms, are inside the map.

9.5 Map-model fit summary

The table lists the average atom inclusion at the recommended contour level (0.025) and Q-score for the entire model and for each chain.

Chain	Atom inclusion	Q-score
All	 0.8410	 0.5180
A	 0.9470	 0.6030
B	 0.8380	 0.5020
C	 0.7460	 0.4390
D	 0.9460	 0.6040
E	 0.8290	 0.5020
F	 0.7460	 0.4420
G	 0.7500	 0.4440
H	 0.9440	 0.6000
I	 0.9430	 0.5980
J	 0.8280	 0.4970
K	 0.7440	 0.4390
L	 0.9480	 0.6000
M	 0.8190	 0.4940
N	 0.7450	 0.4390
O	 0.9460	 0.6000
P	 0.8210	 0.4920
Q	 0.7400	 0.4370
R	 0.9440	 0.5990
S	 0.8210	 0.4930
T	 0.7450	 0.4400
W	 0.8340	 0.5000

