



Full wwPDB X-ray Structure Validation Report ⓘ

Oct 9, 2023 – 07:49 PM EDT

PDB ID : 6BOH
Title : Antibiotic blasticidin S and E. coli release factor 1 (containing deletion 302-304) bound to the 70S ribosome
Authors : Svidritskiy, E.; Korostelev, A.A.
Deposited on : 2017-11-20
Resolution : 3.40 Å(reported)

This is a Full wwPDB X-ray Structure Validation Report for a publicly released PDB entry.

We welcome your comments at validation@mail.wwpdb.org

A user guide is available at

<https://www.wwpdb.org/validation/2017/XrayValidationReportHelp>

with specific help available everywhere you see the ⓘ symbol.

The types of validation reports are described at

<http://www.wwpdb.org/validation/2017/FAQs#types>.

The following versions of software and data (see [references ⓘ](#)) were used in the production of this report:

MolProbity : 4.02b-467
Mogul : 1.8.5 (274361), CSD as541be (2020)
Xtrriage (Phenix) : 1.13
EDS : 2.35.1
buster-report : 1.1.7 (2018)
Percentile statistics : 20191225.v01 (using entries in the PDB archive December 25th 2019)
Refmac : 5.8.0158
CCP4 : 7.0.044 (Gargrove)
Ideal geometry (proteins) : Engh & Huber (2001)
Ideal geometry (DNA, RNA) : Parkinson et al. (1996)
Validation Pipeline (wwPDB-VP) : 2.35.1

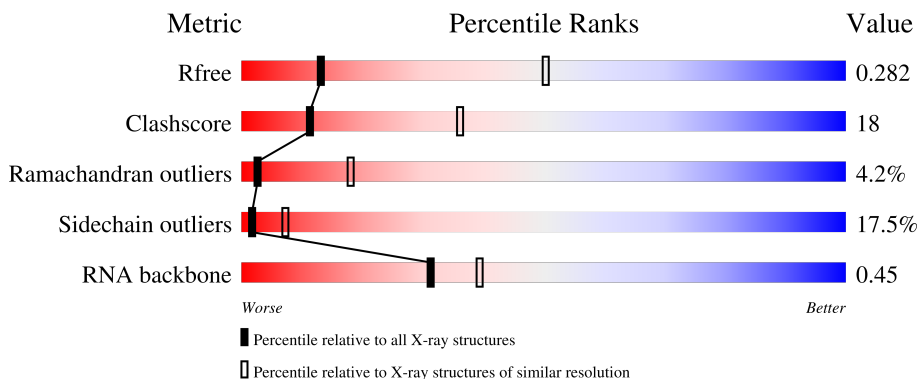
1 Overall quality at a glance

The following experimental techniques were used to determine the structure:

X-RAY DIFFRACTION

The reported resolution of this entry is 3.40 Å.

Percentile scores (ranging between 0-100) for global validation metrics of the entry are shown in the following graphic. The table shows the number of entries on which the scores are based.



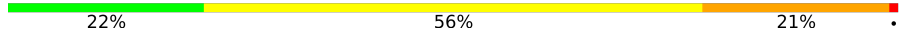
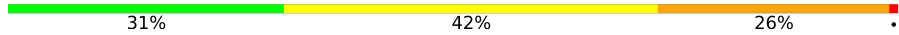
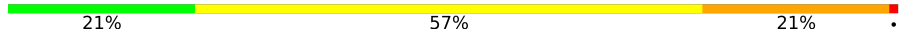
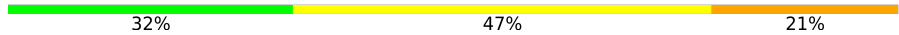


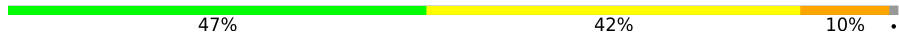

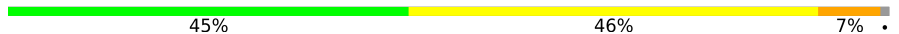
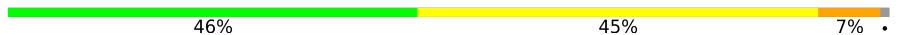
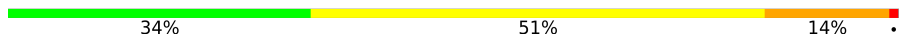
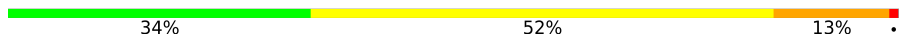













Metric	Whole archive (#Entries)	Similar resolution (#Entries, resolution range(Å))
R_{free}	130704	1026 (3.48-3.32)
Clashscore	141614	1055 (3.48-3.32)
Ramachandran outliers	138981	1038 (3.48-3.32)
Sidechain outliers	138945	1038 (3.48-3.32)
RNA backbone	3102	1006 (3.84-2.96)

The table below summarises the geometric issues observed across the polymeric chains and their fit to the electron density. The red, orange, yellow and green segments of the lower bar indicate the fraction of residues that contain outliers for ≥ 3 , 2, 1 and 0 types of geometric quality criteria respectively. A grey segment represents the fraction of residues that are not modelled. The numeric value for each fraction is indicated below the corresponding segment, with a dot representing fractions $\leq 5\%$.

Mol	Chain	Length	Quality of chain
1	A	1507	
1	FB	1507	
2	B	2880	
2	GB	2880	
3	C	120	
3	HB	120	

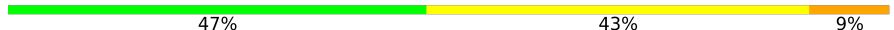


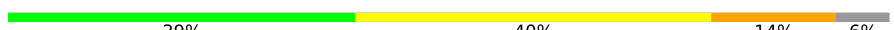





















Continued on next page...

Continued from previous page...

Mol	Chain	Length	Quality of chain
4	D	77	
4	IA	77	
4	IB	77	
4	NC	77	
5	E	275	
5	JB	275	
6	F	206	
6	KB	206	
7	G	205	
7	LB	205	
8	H	182	
8	MB	182	
9	I	180	
9	NB	180	
10	J	148	
10	OB	148	
11	K	140	
11	PB	140	
12	L	122	
12	QB	122	
13	M	150	
13	RB	150	
14	N	141	
14	SB	141	
15	O	118	




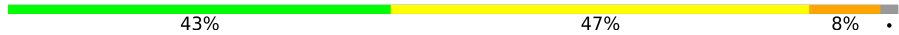





















Continued on next page...

Continued from previous page...

Mol	Chain	Length	Quality of chain
15	TB	118	 47% 43% 9%
16	P	112	 47% 39% 12%
16	UB	112	 47% 39% 12%
17	Q	146	 39% 40% 14% 6%
17	VB	146	 43% 38% 13% 6%
18	R	118	 47% 46% 6%
18	WB	118	 48% 46% 5%
19	S	101	 55% 37% 8%
19	XB	101	 56% 37% 7%
20	T	113	 51% 39% 9%
20	YB	113	 53% 38% 8%
21	U	96	 50% 43% 6%
21	ZB	96	 58% 32% 8%
22	AC	110	 46% 36% 15%
22	V	110	 50% 33% 15%
23	BC	206	 44% 38% 10% 8%
23	W	206	 41% 40% 10% 8%
24	CC	85	 51% 41% 7%
24	X	85	 51% 39% 9%
25	DC	98	 44% 41% 14%
25	Y	98	 52% 35% 12%
26	EC	72	 53% 33% 11%
26	Z	72	 51% 35% 11%
27	AA	60	 43% 42% 13%
27	FC	60	 47% 40% 12%

Continued on next page...

Continued from previous page...

Mol	Chain	Length	Quality of chain
28	BA	71	 41% 42% 14% .
28	GC	71	 42% 44% 11% .
29	CA	60	 40% 48% 10% .
29	HC	60	 43% 47% 8% .
30	DA	54	 57% 31% 9% .
30	IC	54	 61% 30% 7% .
31	EA	49	 53% 35% 10% .
31	JC	49	 53% 35% 10% .
32	FA	65	 57% 37% 5% .
32	KC	65	 58% 35% 5% .
33	GA	37	 65% 27% 8% .
33	LC	37	 68% 24% 8% .
34	HA	27	 11% 19% 11% 59%
34	MC	27	 11% 19% 11% 59%
35	JA	365	 16% 12% . 70%
35	KA	365	 6% 6% . 85%
35	OC	365	 15% 12% . 70%
35	PC	365	 6% 6% . 85%
36	LA	256	 38% 40% 12% . 9%
36	QC	256	 39% 39% 12% . 9%
37	MA	239	 39% 38% 9% 14%
37	RC	239	 41% 37% 8% . 14%
38	NA	209	 48% 42% 10%
38	SC	209	 50% 39% 11%
39	OA	162	 41% 43% 9% 7%


Continued on next page...

Continued from previous page...

Mol	Chain	Length	Quality of chain			
39	TC	162	39%	45%	9%	7%
40	PA	101	51%	44%	5%	
40	UC	101	47%	49%	5%	
41	QA	156	47%	44%	6%	..
41	VC	156	47%	44%	6%	..
42	RA	138	44%	47%	8%	.
42	WC	138	45%	46%	9%	
43	SA	128	43%	46%	9%	..
43	XC	128	42%	46%	10%	..
44	TA	105	42%	41%	10%	7%
44	YC	105	43%	40%	10%	7%
45	UA	129	49%	35%	6%	10%
45	ZC	129	47%	39%	5%	10%
46	AD	132	43%	36%	13%	8%
46	VA	132	42%	37%	13%	8%
47	BD	126	39%	44%	10%	7%
47	WA	126	37%	46%	10%	7%
48	CD	61	39%	54%	5%	.
48	XA	61	39%	54%	5%	.
49	DD	89	36%	51%	12%	.
49	YA	89	38%	48%	12%	.
50	ED	88	49%	38%	8%	6%
50	ZA	88	51%	38%	6%	6%
51	AB	105	43%	41%	10%	6%
51	FD	105	45%	39%	10%	6%

Continued on next page...

Continued from previous page...

Mol	Chain	Length	Quality of chain
52	BB	88	
52	GD	88	
53	CB	93	
53	HD	93	
54	DB	106	
54	ID	106	
55	EB	27	
55	JD	27	

2 Entry composition [i](#)

There are 58 unique types of molecules in this entry. The entry contains 298186 atoms, of which 0 are hydrogens and 0 are deuteriums.

In the tables below, the ZeroOcc column contains the number of atoms modelled with zero occupancy, the AltConf column contains the number of residues with at least one atom in alternate conformation and the Trace column contains the number of residues modelled with at most 2 atoms.

- Molecule 1 is a RNA chain called 16S ribosomal RNA.

Mol	Chain	Residues	Atoms					ZeroOcc	AltConf	Trace
			Total	C	N	O	P			
1	A	1507	Total	C	N	O	P	0	0	0
			32394	14424	5998	10465	1507			
1	FB	1507	Total	C	N	O	P	0	0	0
			32394	14424	5998	10465	1507			

- Molecule 2 is a RNA chain called 23S ribosomal RNA.

Mol	Chain	Residues	Atoms					ZeroOcc	AltConf	Trace
			Total	C	N	O	P			
2	B	2880	Total	C	N	O	P	0	0	0
			62031	27612	11589	19950	2880			
2	GB	2880	Total	C	N	O	P	0	0	0
			62031	27612	11589	19950	2880			

There are 2 discrepancies between the modelled and reference sequences:

Chain	Residue	Modelled	Actual	Comment	Reference
B	154A	C	UNK	conflict	GB 46197919
GB	154A	C	UNK	conflict	GB 46197919

- Molecule 3 is a RNA chain called 5S ribosomal RNA.

Mol	Chain	Residues	Atoms					ZeroOcc	AltConf	Trace
			Total	C	N	O	P			
3	C	120	Total	C	N	O	P	0	0	0
			2576	1146	476	834	120			
3	HB	120	Total	C	N	O	P	0	0	0
			2576	1146	476	834	120			

- Molecule 4 is a RNA chain called tRNA.

Mol	Chain	Residues	Atoms						ZeroOcc	AltConf	Trace
			Total	C	N	O	P	S			
4	D	77	Total	C	N	O	P	S	0	0	0
			1642	734	297	534	76	1			

Continued on next page...

Continued from previous page...

Mol	Chain	Residues	Atoms					ZeroOcc	AltConf	Trace	
4	IA	77	Total	C	N	O	P	S	0	0	0
			1642	734	297	534	76	1			
4	IB	77	Total	C	N	O	P	S	0	0	0
			1642	734	297	534	76	1			
4	NC	77	Total	C	N	O	P	S	0	0	0
			1642	734	297	534	76	1			

- Molecule 5 is a protein called 50S ribosomal protein L2.

Mol	Chain	Residues	Atoms					ZeroOcc	AltConf	Trace
5	E	275	Total	C	N	O	S	0	0	0
			2145	1353	428	361	3			
5	JB	275	Total	C	N	O	S	0	0	0
			2145	1353	428	361	3			

- Molecule 6 is a protein called 50S ribosomal protein L3.

Mol	Chain	Residues	Atoms					ZeroOcc	AltConf	Trace
6	F	204	Total	C	N	O	S	0	0	0
			1563	988	299	270	6			
6	KB	204	Total	C	N	O	S	0	0	0
			1563	988	299	270	6			

- Molecule 7 is a protein called 50S ribosomal protein L4.

Mol	Chain	Residues	Atoms					ZeroOcc	AltConf	Trace
7	G	202	Total	C	N	O	S	0	0	0
			1586	1011	297	275	3			
7	LB	202	Total	C	N	O	S	0	0	0
			1586	1011	297	275	3			

- Molecule 8 is a protein called 50S ribosomal protein L5.

Mol	Chain	Residues	Atoms					ZeroOcc	AltConf	Trace
8	H	181	Total	C	N	O	S	0	0	0
			1471	940	267	260	4			
8	MB	181	Total	C	N	O	S	0	0	0
			1471	940	267	260	4			

- Molecule 9 is a protein called 50S ribosomal protein L6.

Mol	Chain	Residues	Atoms					ZeroOcc	AltConf	Trace
9	I	174	Total	C	N	O	S	0	0	0
			1330	845	248	236	1			
9	NB	174	Total	C	N	O	S	0	0	0
			1330	845	248	236	1			

- Molecule 10 is a protein called 50S ribosomal protein L9.

Mol	Chain	Residues	Atoms					ZeroOcc	AltConf	Trace
10	J	146	Total	C	N	O	S	0	0	0
			1137	727	201	208	1			
10	OB	146	Total	C	N	O	S	0	0	0
			1137	727	201	208	1			

- Molecule 11 is a protein called 50S ribosomal protein L13.

Mol	Chain	Residues	Atoms					ZeroOcc	AltConf	Trace
11	K	140	Total	C	N	O	S	0	0	0
			1121	722	208	187	4			
11	PB	140	Total	C	N	O	S	0	0	0
			1121	722	208	187	4			

- Molecule 12 is a protein called 50S ribosomal protein L14.

Mol	Chain	Residues	Atoms					ZeroOcc	AltConf	Trace
12	L	122	Total	C	N	O	S	0	0	0
			932	587	171	170	4			
12	QB	122	Total	C	N	O	S	0	0	0
			932	587	171	170	4			

- Molecule 13 is a protein called 50S ribosomal protein L15.

Mol	Chain	Residues	Atoms					ZeroOcc	AltConf	Trace
13	M	150	Total	C	N	O	S	0	0	0
			1145	712	232	198	3			
13	RB	150	Total	C	N	O	S	0	0	0
			1145	712	232	198	3			

- Molecule 14 is a protein called 50S ribosomal protein L16.

Mol	Chain	Residues	Atoms					ZeroOcc	AltConf	Trace
14	N	141	Total	C	N	O	S	0	0	0
			1121	715	212	187	7			

Continued on next page...

Continued from previous page...

Mol	Chain	Residues	Atoms					ZeroOcc	AltConf	Trace
14	SB	141	Total	C	N	O	S	0	0	0
			1121	715	212	187	7			

- Molecule 15 is a protein called 50S ribosomal protein L17.

Mol	Chain	Residues	Atoms					ZeroOcc	AltConf	Trace
15	O	118	Total	C	N	O	S	0	0	0
			968	604	203	160	1			
15	TB	118	Total	C	N	O	S	0	0	0
			968	604	203	160	1			

- Molecule 16 is a protein called 50S ribosomal protein L18.

Mol	Chain	Residues	Atoms				ZeroOcc	AltConf	Trace
16	P	110	Total	C	N	O	0	0	0
			877	553	175	149			
16	UB	110	Total	C	N	O	0	0	0
			877	553	175	149			

- Molecule 17 is a protein called 50S ribosomal protein L19.

Mol	Chain	Residues	Atoms				ZeroOcc	AltConf	Trace
17	Q	137	Total	C	N	O	0	0	0
			1143	713	234	195			
17	VB	137	Total	C	N	O	0	0	0
			1143	713	234	195			

- Molecule 18 is a protein called 50S ribosomal protein L20.

Mol	Chain	Residues	Atoms				ZeroOcc	AltConf	Trace
18	R	117	Total	C	N	O	0	0	0
			964	610	202	151			
18	WB	117	Total	C	N	O	0	0	0
			964	610	202	151			

- Molecule 19 is a protein called 50S ribosomal protein L21.

Mol	Chain	Residues	Atoms				ZeroOcc	AltConf	Trace
19	S	101	Total	C	N	O	0	0	0
			779	501	142	135			
19	XB	101	Total	C	N	O	0	0	0
			779	501	142	135			

- Molecule 20 is a protein called 50S ribosomal protein L22.

Mol	Chain	Residues	Atoms					ZeroOcc	AltConf	Trace
			Total	C	N	O	S			
20	T	112	Total 890	C 560	N 175	O 153	S 2	0	0	0
20	YB	112	Total 890	C 560	N 175	O 153	S 2	0	0	0

- Molecule 21 is a protein called 50S ribosomal protein L23.

Mol	Chain	Residues	Atoms					ZeroOcc	AltConf	Trace
			Total	C	N	O	S			
21	U	95	Total 750	C 488	N 135	O 126	S 1	0	0	0
21	ZB	95	Total 750	C 488	N 135	O 126	S 1	0	0	0

- Molecule 22 is a protein called 50S ribosomal protein L24.

Mol	Chain	Residues	Atoms					ZeroOcc	AltConf	Trace
			Total	C	N	O	S			
22	V	107	Total 814	C 523	N 154	O 131	S 6	0	0	0
22	AC	107	Total 814	C 523	N 154	O 131	S 6	0	0	0

- Molecule 23 is a protein called 50S ribosomal protein L25.

Mol	Chain	Residues	Atoms					ZeroOcc	AltConf	Trace
			Total	C	N	O	S			
23	W	189	Total 1495	C 953	N 266	O 273	S 3	0	0	0
23	BC	189	Total 1495	C 953	N 266	O 273	S 3	0	0	0

- Molecule 24 is a protein called 50S ribosomal protein L27.

Mol	Chain	Residues	Atoms					ZeroOcc	AltConf	Trace
			Total	C	N	O	S			
24	X	84	Total 662	C 410	N 140	O 111	S 1	0	0	0
24	CC	84	Total 662	C 410	N 140	O 111	S 1	0	0	0

There are 2 discrepancies between the modelled and reference sequences:

Chain	Residue	Modelled	Actual	Comment	Reference
X	11	ARG	LYS	conflict	UNP Q72HR3

Continued on next page...

Continued from previous page...

Chain	Residue	Modelled	Actual	Comment	Reference
CC	11	ARG	LYS	conflict	UNP Q72HR3

- Molecule 25 is a protein called 50S ribosomal protein L28.

Mol	Chain	Residues	Atoms					ZeroOcc	AltConf	Trace
25	Y	97	Total	C	N	O	S	0	0	0
			761	478	151	131	1			
25	DC	97	Total	C	N	O	S	0	0	0
			761	478	151	131	1			

- Molecule 26 is a protein called 50S ribosomal protein L29.

Mol	Chain	Residues	Atoms					ZeroOcc	AltConf	Trace
26	Z	70	Total	C	N	O	S	0	0	0
			592	368	119	103	2			
26	EC	70	Total	C	N	O	S	0	0	0
			592	368	119	103	2			

- Molecule 27 is a protein called 50S ribosomal protein L30.

Mol	Chain	Residues	Atoms					ZeroOcc	AltConf	Trace
27	AA	60	Total	C	N	O	S	0	0	0
			477	303	91	82	1			
27	FC	60	Total	C	N	O	S	0	0	0
			477	303	91	82	1			

- Molecule 28 is a protein called 50S ribosomal protein L31.

Mol	Chain	Residues	Atoms					ZeroOcc	AltConf	Trace
28	BA	69	Total	C	N	O	S	0	0	0
			552	349	99	99	5			
28	GC	69	Total	C	N	O	S	0	0	0
			552	349	99	99	5			

- Molecule 29 is a protein called 50S ribosomal protein L32.

Mol	Chain	Residues	Atoms					ZeroOcc	AltConf	Trace
29	CA	59	Total	C	N	O	S	0	0	0
			460	290	90	75	5			
29	HC	59	Total	C	N	O	S	0	0	0
			460	290	90	75	5			

- Molecule 30 is a protein called 50S ribosomal protein L33.

Mol	Chain	Residues	Atoms					ZeroOcc	AltConf	Trace
30	DA	53	Total	C	N	O	S	0	0	0
			453	281	91	77	4			
30	IC	53	Total	C	N	O	S	0	0	0
			453	281	91	77	4			

- Molecule 31 is a protein called 50S ribosomal protein L34.

Mol	Chain	Residues	Atoms					ZeroOcc	AltConf	Trace
31	EA	48	Total	C	N	O	S	0	0	0
			418	257	104	55	2			
31	JC	48	Total	C	N	O	S	0	0	0
			418	257	104	55	2			

- Molecule 32 is a protein called 50S ribosomal protein L35.

Mol	Chain	Residues	Atoms					ZeroOcc	AltConf	Trace
32	FA	64	Total	C	N	O	S	0	0	0
			517	331	102	82	2			
32	KC	64	Total	C	N	O	S	0	0	0
			517	331	102	82	2			

- Molecule 33 is a protein called 50S ribosomal protein L36.

Mol	Chain	Residues	Atoms					ZeroOcc	AltConf	Trace
33	GA	37	Total	C	N	O	S	0	0	0
			307	188	68	47	4			
33	LC	37	Total	C	N	O	S	0	0	0
			307	188	68	47	4			

- Molecule 34 is a RNA chain called mRNA.

Mol	Chain	Residues	Atoms					ZeroOcc	AltConf	Trace
34	HA	11	Total	C	N	O	P	0	0	0
			220	98	44	67	11			
34	MC	11	Total	C	N	O	P	0	0	0
			220	98	44	67	11			

- Molecule 35 is a protein called Peptide chain release factor 1.

Mol	Chain	Residues	Atoms					ZeroOcc	AltConf	Trace
			Total	C	N	O	S			
35	JA	110	850	525	157	164	4	0	0	0
35	KA	55	455	281	83	89	2	0	0	0
35	OC	110	850	525	157	164	4	0	0	0
35	PC	55	455	281	83	89	2	0	0	0

There are 44 discrepancies between the modelled and reference sequences:

Chain	Residue	Modelled	Actual	Comment	Reference
JA	?	-	ASP	deletion	UNP B7MKB3
JA	?	-	ARG	deletion	UNP B7MKB3
JA	?	-	SER	deletion	UNP B7MKB3
JA	358	LEU	-	expression tag	UNP B7MKB3
JA	359	GLU	-	expression tag	UNP B7MKB3
JA	360	HIS	-	expression tag	UNP B7MKB3
JA	361	HIS	-	expression tag	UNP B7MKB3
JA	362	HIS	-	expression tag	UNP B7MKB3
JA	363	HIS	-	expression tag	UNP B7MKB3
JA	364	HIS	-	expression tag	UNP B7MKB3
JA	365	HIS	-	expression tag	UNP B7MKB3
KA	?	-	ASP	deletion	UNP B7MKB3
KA	?	-	ARG	deletion	UNP B7MKB3
KA	?	-	SER	deletion	UNP B7MKB3
KA	361	LEU	-	expression tag	UNP B7MKB3
KA	362	GLU	-	expression tag	UNP B7MKB3
KA	363	HIS	-	expression tag	UNP B7MKB3
KA	364	HIS	-	expression tag	UNP B7MKB3
KA	365	HIS	-	expression tag	UNP B7MKB3
KA	366	HIS	-	expression tag	UNP B7MKB3
KA	367	HIS	-	expression tag	UNP B7MKB3
KA	368	HIS	-	expression tag	UNP B7MKB3
OC	?	-	ASP	deletion	UNP B7MKB3
OC	?	-	ARG	deletion	UNP B7MKB3
OC	?	-	SER	deletion	UNP B7MKB3
OC	358	LEU	-	expression tag	UNP B7MKB3
OC	359	GLU	-	expression tag	UNP B7MKB3
OC	360	HIS	-	expression tag	UNP B7MKB3
OC	361	HIS	-	expression tag	UNP B7MKB3
OC	362	HIS	-	expression tag	UNP B7MKB3
OC	363	HIS	-	expression tag	UNP B7MKB3

Continued on next page...

Continued from previous page...

Chain	Residue	Modelled	Actual	Comment	Reference
OC	364	HIS	-	expression tag	UNP B7MKB3
OC	365	HIS	-	expression tag	UNP B7MKB3
PC	?	-	ASP	deletion	UNP B7MKB3
PC	?	-	ARG	deletion	UNP B7MKB3
PC	?	-	SER	deletion	UNP B7MKB3
PC	361	LEU	-	expression tag	UNP B7MKB3
PC	362	GLU	-	expression tag	UNP B7MKB3
PC	363	HIS	-	expression tag	UNP B7MKB3
PC	364	HIS	-	expression tag	UNP B7MKB3
PC	365	HIS	-	expression tag	UNP B7MKB3
PC	366	HIS	-	expression tag	UNP B7MKB3
PC	367	HIS	-	expression tag	UNP B7MKB3
PC	368	HIS	-	expression tag	UNP B7MKB3

- Molecule 36 is a protein called 30S ribosomal protein S2.

Mol	Chain	Residues	Atoms					ZeroOcc	AltConf	Trace
			Total	C	N	O	S			
36	LA	234	Total 1900	C 1213	N 341	O 341	S 5	0	0	0
36	QC	234	Total 1900	C 1213	N 341	O 341	S 5	0	0	0

- Molecule 37 is a protein called 30S ribosomal protein S3.

Mol	Chain	Residues	Atoms					ZeroOcc	AltConf	Trace
			Total	C	N	O	S			
37	MA	206	Total 1612	C 1016	N 314	O 281	S 1	0	0	0
37	RC	206	Total 1612	C 1016	N 314	O 281	S 1	0	0	0

- Molecule 38 is a protein called 50S ribosomal protein S4.

Mol	Chain	Residues	Atoms					ZeroOcc	AltConf	Trace
			Total	C	N	O	S			
38	NA	208	Total 1703	C 1066	N 339	O 291	S 7	0	0	0
38	SC	208	Total 1703	C 1066	N 339	O 291	S 7	0	0	0

- Molecule 39 is a protein called 30S ribosomal protein S5.

Mol	Chain	Residues	Atoms					ZeroOcc	AltConf	Trace
39	OA	151	Total	C	N	O	S	0	0	0
			1155	729	218	204	4			
39	TC	151	Total	C	N	O	S	0	0	0
			1155	729	218	204	4			

- Molecule 40 is a protein called 30S ribosomal protein S6.

Mol	Chain	Residues	Atoms					ZeroOcc	AltConf	Trace
40	PA	101	Total	C	N	O	S	0	0	0
			843	531	155	154	3			
40	UC	101	Total	C	N	O	S	0	0	0
			843	531	155	154	3			

- Molecule 41 is a protein called 30S ribosomal protein S7.

Mol	Chain	Residues	Atoms					ZeroOcc	AltConf	Trace
41	QA	155	Total	C	N	O	S	0	0	0
			1257	781	252	218	6			
41	VC	155	Total	C	N	O	S	0	0	0
			1257	781	252	218	6			

- Molecule 42 is a protein called 30S ribosomal protein S8.

Mol	Chain	Residues	Atoms					ZeroOcc	AltConf	Trace
42	RA	138	Total	C	N	O	S	0	0	0
			1116	705	215	193	3			
42	WC	138	Total	C	N	O	S	0	0	0
			1116	705	215	193	3			

- Molecule 43 is a protein called 30S ribosomal protein S9.

Mol	Chain	Residues	Atoms				ZeroOcc	AltConf	Trace
43	SA	127	Total	C	N	O	0	0	0
			1011	639	198	174			
43	XC	127	Total	C	N	O	0	0	0
			1011	639	198	174			

- Molecule 44 is a protein called 30S ribosomal protein S10.

Mol	Chain	Residues	Atoms					ZeroOcc	AltConf	Trace
44	TA	98	Total	C	N	O	S	0	0	0
			794	499	156	138	1			

Continued on next page...

Continued from previous page...

Mol	Chain	Residues	Atoms					ZeroOcc	AltConf	Trace
44	YC	98	Total	C	N	O	S	0	0	0
			794	499	156	138	1			

- Molecule 45 is a protein called 30S ribosomal protein S11.

Mol	Chain	Residues	Atoms					ZeroOcc	AltConf	Trace
45	UA	116	Total	C	N	O	S	0	0	0
			864	537	164	160	3			
45	ZC	116	Total	C	N	O	S	0	0	0
			864	537	164	160	3			

- Molecule 46 is a protein called 30S ribosomal protein S12.

Mol	Chain	Residues	Atoms					ZeroOcc	AltConf	Trace
46	VA	122	Total	C	N	O	S	0	0	0
			958	604	193	159	2			
46	AD	122	Total	C	N	O	S	0	0	0
			958	604	193	159	2			

- Molecule 47 is a protein called 30S ribosomal protein S13.

Mol	Chain	Residues	Atoms					ZeroOcc	AltConf	Trace
47	WA	117	Total	C	N	O	S	0	0	0
			933	577	192	162	2			
47	BD	117	Total	C	N	O	S	0	0	0
			933	577	192	162	2			

- Molecule 48 is a protein called 30S ribosomal protein S14 type Z.

Mol	Chain	Residues	Atoms					ZeroOcc	AltConf	Trace
48	XA	60	Total	C	N	O	S	0	0	0
			492	312	104	72	4			
48	CD	60	Total	C	N	O	S	0	0	0
			492	312	104	72	4			

- Molecule 49 is a protein called 30S ribosomal protein S15.

Mol	Chain	Residues	Atoms					ZeroOcc	AltConf	Trace
49	YA	88	Total	C	N	O	S	0	0	0
			734	459	147	126	2			
49	DD	88	Total	C	N	O	S	0	0	0
			734	459	147	126	2			

- Molecule 50 is a protein called 30S ribosomal protein S16.

Mol	Chain	Residues	Atoms					ZeroOcc	AltConf	Trace
50	ZA	83	Total	C	N	O	S	0	0	0
			700	443	139	117	1			
50	ED	83	Total	C	N	O	S	0	0	0
			700	443	139	117	1			

- Molecule 51 is a protein called 30S ribosomal protein S17.

Mol	Chain	Residues	Atoms					ZeroOcc	AltConf	Trace
51	AB	99	Total	C	N	O	S	0	0	0
			823	528	152	141	2			
51	FD	99	Total	C	N	O	S	0	0	0
			823	528	152	141	2			

- Molecule 52 is a protein called 30S ribosomal protein S18.

Mol	Chain	Residues	Atoms				ZeroOcc	AltConf	Trace
52	BB	70	Total	C	N	O	0	0	0
			574	367	112	95			
52	GD	70	Total	C	N	O	0	0	0
			574	367	112	95			

- Molecule 53 is a protein called 30S ribosomal protein S19.

Mol	Chain	Residues	Atoms					ZeroOcc	AltConf	Trace
53	CB	83	Total	C	N	O	S	0	0	0
			665	424	124	115	2			
53	HD	83	Total	C	N	O	S	0	0	0
			665	424	124	115	2			

- Molecule 54 is a protein called 30S ribosomal protein S20.

Mol	Chain	Residues	Atoms					ZeroOcc	AltConf	Trace
54	DB	99	Total	C	N	O	S	0	0	0
			762	469	162	129	2			
54	ID	99	Total	C	N	O	S	0	0	0
			762	469	162	129	2			

- Molecule 55 is a protein called 30S ribosomal protein Thx.

Mol	Chain	Residues	Atoms				ZeroOcc	AltConf	Trace
55	EB	24	Total	C	N	O	0	0	0
			208	128	50	30			
55	JD	24	Total	C	N	O	0	0	0
			208	128	50	30			

- Molecule 56 is MAGNESIUM ION (three-letter code: MG) (formula: Mg).

Mol	Chain	Residues	Atoms		ZeroOcc	AltConf
56	A	183	Total	Mg	0	0
			183	183		
56	B	433	Total	Mg	0	0
			433	433		
56	C	22	Total	Mg	0	0
			22	22		
56	D	5	Total	Mg	0	0
			5	5		
56	E	6	Total	Mg	0	0
			6	6		
56	F	4	Total	Mg	0	0
			4	4		
56	G	2	Total	Mg	0	0
			2	2		
56	H	2	Total	Mg	0	0
			2	2		
56	J	1	Total	Mg	0	0
			1	1		
56	K	4	Total	Mg	0	0
			4	4		
56	L	3	Total	Mg	0	0
			3	3		
56	M	3	Total	Mg	0	0
			3	3		
56	O	2	Total	Mg	0	0
			2	2		
56	Q	1	Total	Mg	0	0
			1	1		
56	R	1	Total	Mg	0	0
			1	1		
56	S	1	Total	Mg	0	0
			1	1		
56	T	2	Total	Mg	0	0
			2	2		
56	U	1	Total	Mg	0	0
			1	1		

Continued on next page...

Continued from previous page...

Mol	Chain	Residues	Atoms		ZeroOcc	AltConf
56	V	2	Total 2	Mg 2	0	0
56	Y	3	Total 3	Mg 3	0	0
56	Z	1	Total 1	Mg 1	0	0
56	AA	1	Total 1	Mg 1	0	0
56	CA	1	Total 1	Mg 1	0	0
56	EA	1	Total 1	Mg 1	0	0
56	FA	1	Total 1	Mg 1	0	0
56	HA	3	Total 3	Mg 3	0	0
56	IA	9	Total 9	Mg 9	0	0
56	JA	1	Total 1	Mg 1	0	0
56	LA	1	Total 1	Mg 1	0	0
56	MA	6	Total 6	Mg 6	0	0
56	NA	2	Total 2	Mg 2	0	0
56	OA	4	Total 4	Mg 4	0	0
56	PA	3	Total 3	Mg 3	0	0
56	QA	1	Total 1	Mg 1	0	0
56	SA	1	Total 1	Mg 1	0	0
56	UA	1	Total 1	Mg 1	0	0
56	VA	2	Total 2	Mg 2	0	0
56	YA	3	Total 3	Mg 3	0	0
56	AB	2	Total 2	Mg 2	0	0

Continued on next page...

Continued from previous page...

Mol	Chain	Residues	Atoms		ZeroOcc	AltConf
56	BB	1	Total 1	Mg 1	0	0
56	CB	1	Total 1	Mg 1	0	0
56	FB	194	Total 194	Mg 194	0	0
56	GB	402	Total 402	Mg 402	0	0
56	HB	20	Total 20	Mg 20	0	0
56	IB	2	Total 2	Mg 2	0	0
56	JB	5	Total 5	Mg 5	0	0
56	KB	2	Total 2	Mg 2	0	0
56	LB	4	Total 4	Mg 4	0	0
56	NB	1	Total 1	Mg 1	0	0
56	OB	1	Total 1	Mg 1	0	0
56	PB	2	Total 2	Mg 2	0	0
56	QB	2	Total 2	Mg 2	0	0
56	RB	3	Total 3	Mg 3	0	0
56	SB	2	Total 2	Mg 2	0	0
56	TB	1	Total 1	Mg 1	0	0
56	UB	4	Total 4	Mg 4	0	0
56	VB	3	Total 3	Mg 3	0	0
56	XB	2	Total 2	Mg 2	0	0
56	ZB	2	Total 2	Mg 2	0	0
56	AC	1	Total 1	Mg 1	0	0

Continued on next page...

Continued from previous page...

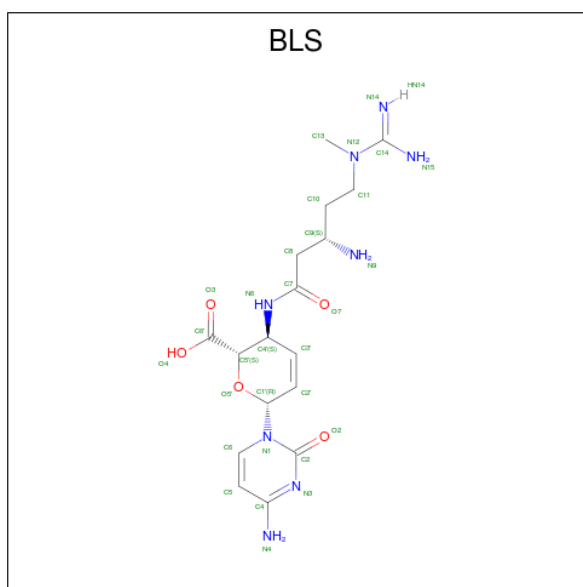
Mol	Chain	Residues	Atoms		ZeroOcc	AltConf
56	BC	1	Total 1	Mg 1	0	0
56	CC	1	Total 1	Mg 1	0	0
56	DC	1	Total 1	Mg 1	0	0
56	GC	1	Total 1	Mg 1	0	0
56	IC	1	Total 1	Mg 1	0	0
56	JC	1	Total 1	Mg 1	0	0
56	KC	1	Total 1	Mg 1	0	0
56	MC	3	Total 3	Mg 3	0	0
56	NC	10	Total 10	Mg 10	0	0
56	OC	1	Total 1	Mg 1	0	0
56	PC	1	Total 1	Mg 1	0	0
56	QC	3	Total 3	Mg 3	0	0
56	RC	2	Total 2	Mg 2	0	0
56	SC	4	Total 4	Mg 4	0	0
56	TC	3	Total 3	Mg 3	0	0
56	UC	3	Total 3	Mg 3	0	0
56	VC	1	Total 1	Mg 1	0	0
56	WC	1	Total 1	Mg 1	0	0
56	ZC	1	Total 1	Mg 1	0	0
56	AD	4	Total 4	Mg 4	0	0
56	BD	1	Total 1	Mg 1	0	0

Continued on next page...

Continued from previous page...

Mol	Chain	Residues	Atoms	ZeroOcc	AltConf
56	DD	1	Total Mg 1 1	0	0
56	ED	1	Total Mg 1 1	0	0
56	HD	1	Total Mg 1 1	0	0

- Molecule 57 is BLASTICIDIN S (three-letter code: BLS) (formula: C₁₇H₂₆N₈O₅).



Mol	Chain	Residues	Atoms	ZeroOcc	AltConf
57	B	1	Total C N O 30 17 8 5	0	0
57	GB	1	Total C N O 30 17 8 5	0	0

- Molecule 58 is ZINC ION (three-letter code: ZN) (formula: Zn).

Mol	Chain	Residues	Atoms	ZeroOcc	AltConf
58	V	1	Total Zn 1 1	0	0
58	BA	1	Total Zn 1 1	0	0
58	CA	1	Total Zn 1 1	0	0
58	DA	1	Total Zn 1 1	0	0

Continued on next page...

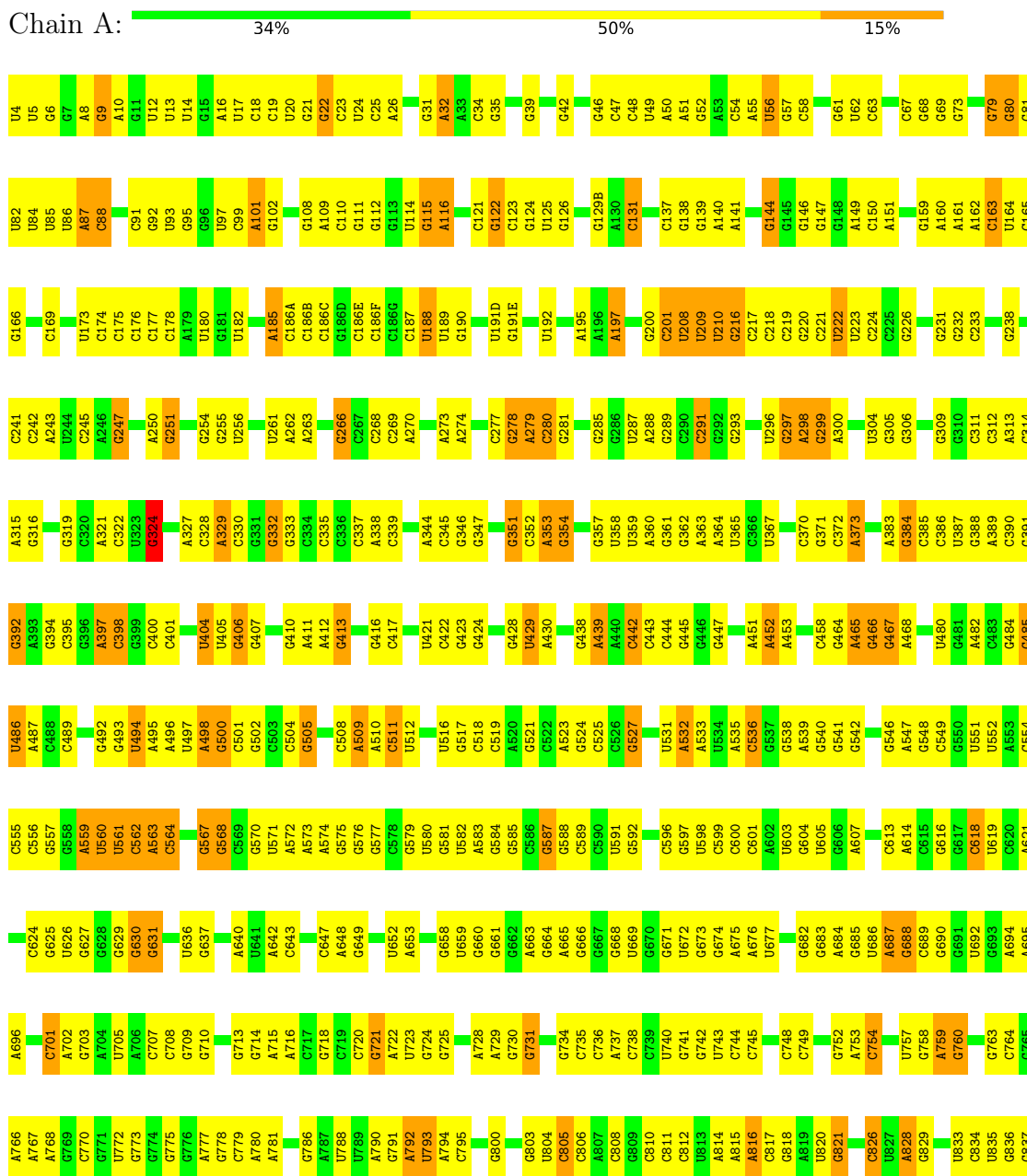
Continued from previous page...

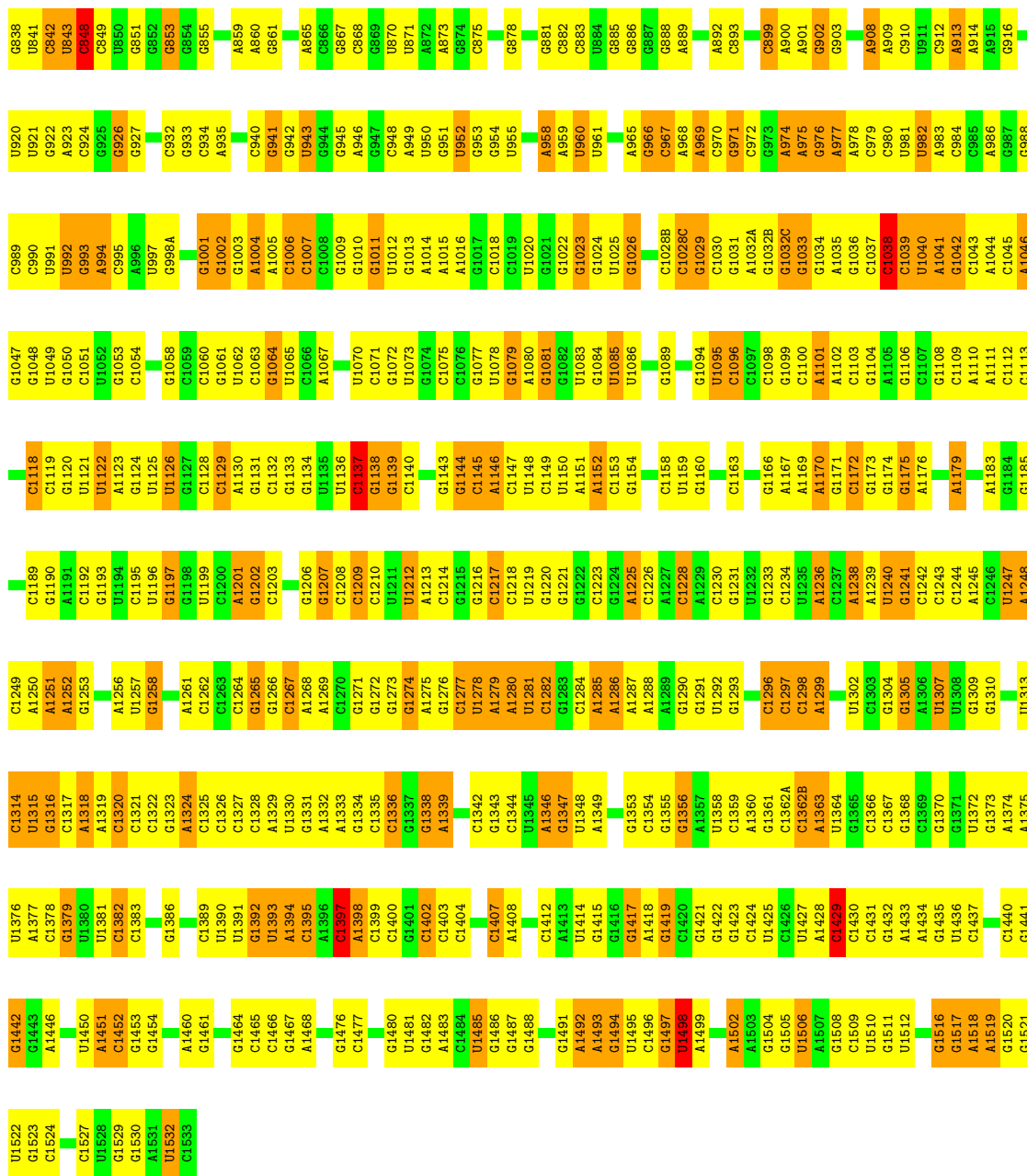
Mol	Chain	Residues	Atoms		ZeroOcc	AltConf
58	GA	1	Total 1	Zn 1	0	0
58	AC	1	Total 1	Zn 1	0	0
58	GC	1	Total 1	Zn 1	0	0
58	HC	1	Total 1	Zn 1	0	0
58	IC	1	Total 1	Zn 1	0	0
58	LC	1	Total 1	Zn 1	0	0

3 Residue-property plots i

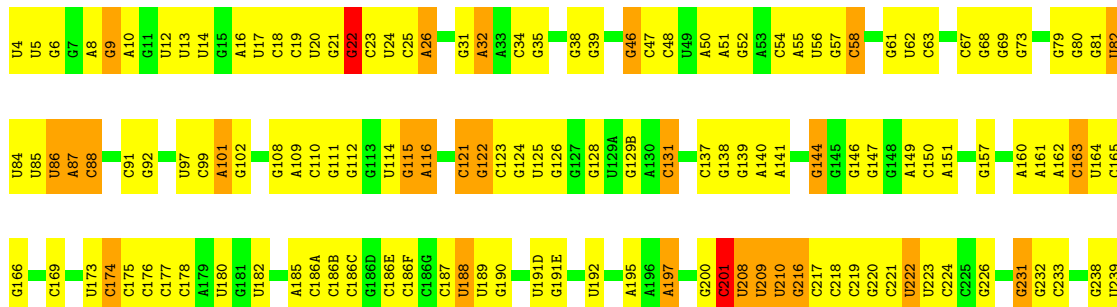
These plots are drawn for all protein, RNA, DNA and oligosaccharide chains in the entry. The first graphic for a chain summarises the proportions of the various outlier classes displayed in the second graphic. The second graphic shows the sequence view annotated by issues in geometry. Residues are color-coded according to the number of geometric quality criteria for which they contain at least one outlier: green = 0, yellow = 1, orange = 2 and red = 3 or more. Stretches of 2 or more consecutive residues without any outlier are shown as a green connector. Residues present in the sample, but not in the model, are shown in grey.

- Molecule 1: 16S ribosomal RNA

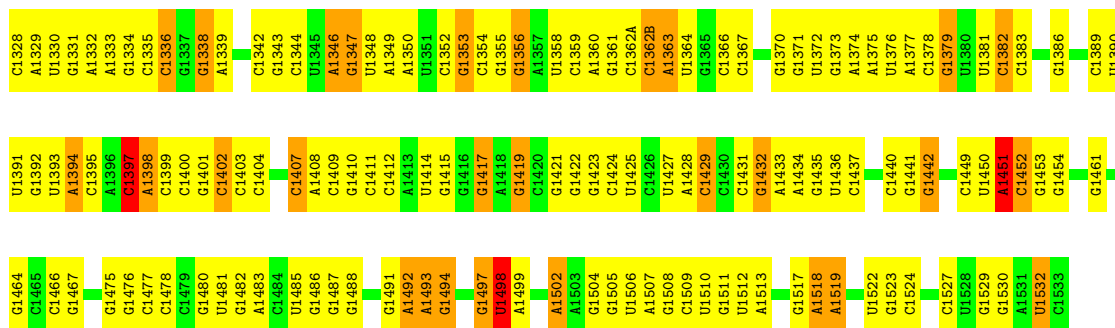




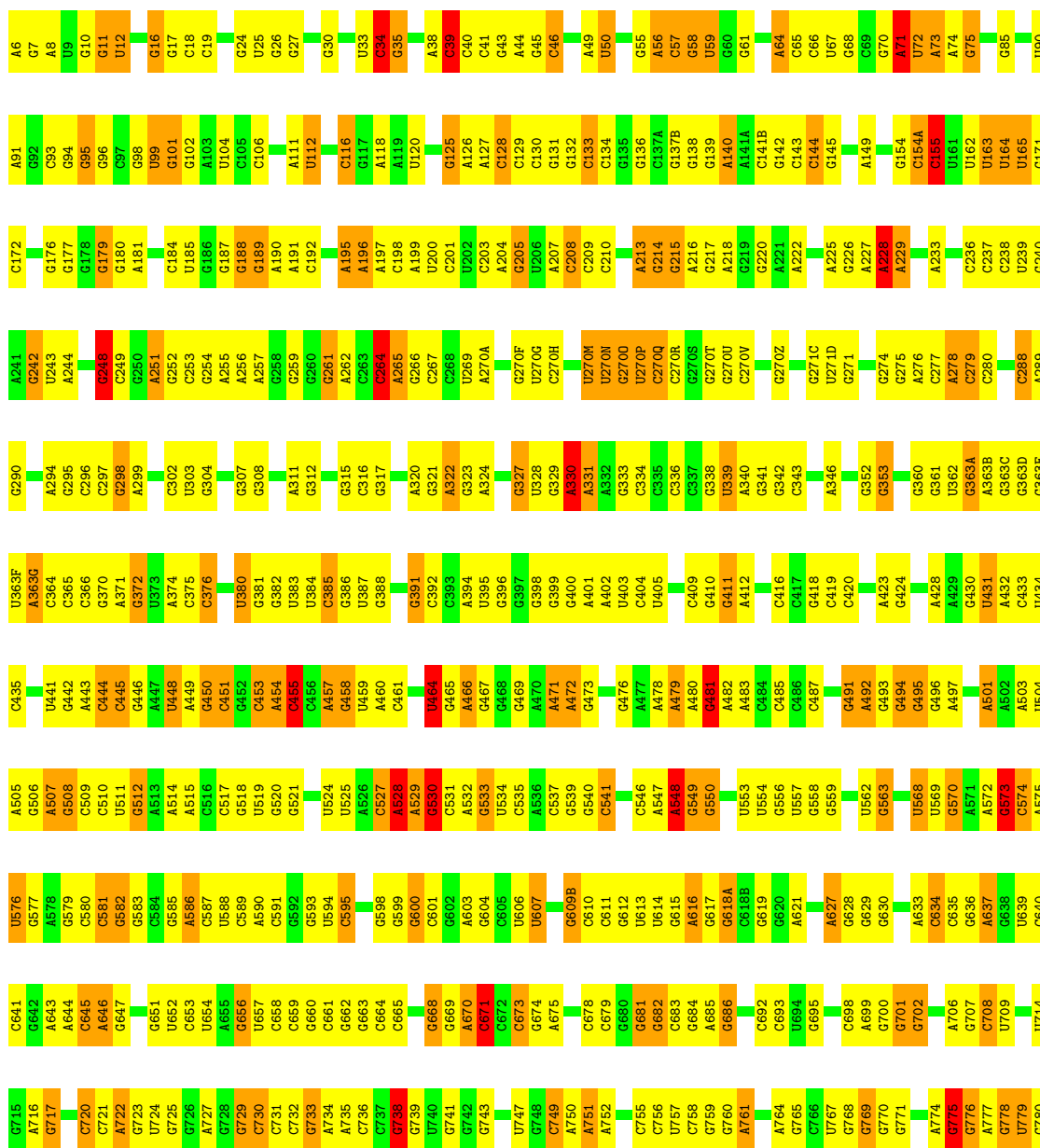
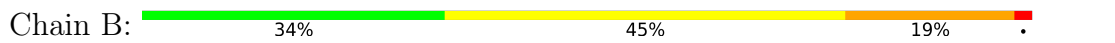
● Molecule 1: 16S ribosomal RNA



G1265	G1266	G1267	A1268	A1269	G1270	G1271	G1272	G1273	G1274	A1275	G1276	G1277	G1278	A1279	A1280	A1281	A1282	G1283	A1284	A1285	A1286	A1287	A1288	A1289	G1290	G1291	A1292	G1293	A1296	G1298	A1299	G1302	G1303	G1304	G1305	G1306	G1307	G1308	G1309	G1310	U1313	C1314	U1315	G1316	G1317	A1318	A1319	C1320	C1321	C1322	C1323	A1324	C1326	C1327					
G1002	C1203	G1206	G1207	C1208	C1209	C1210	U1211	U1212	A1213	C1214	G1215	G1216	C1217	C1218	U1219	U1220	G1221	G1222	C1223	G1224	A1225	C1226	A1227	C1228	A1229	C1230	G1231	U1232	C1233	C1234	U1235	A1236	C1237	A1238	A1239	U1240	G1241	C1242	U1245	U1246	A1247	A1248	C1249	A1250	A1251	A1252	G1253	A1256	U1257	G1258	C1259	C1260	A1261	C1262	C1263	C1264			
C1132	G1133	G1134	U1135	U1136	C1137	G1138	G1139	C1140	G1143	U1144	C1145	A1146	C1147	U1148	C1149	U1150	A1151	A1152	C1153	G1154	C1158	U1159	G1160	C1163	G1166	A1167	A1169	U1170	G1171	C1172	G1173	G1174	G1175	A1176	G1177	A1178	A1179	A1183	G1184	G1185	C1188	C1189	G1190	A1191	C1192	A1193	U1194	C1195	U1196	G1197	G1198	U1199	C1200	A1201					
U1062	C1063	G1064	U1065	C1066	A1067	G1068	C1069	G1070	U1071	C1072	U1073	G1077	U1078	U1079	G1080	G1081	G1084	U1085	U1086	G1089	G1094	U1095	C1096	C1097	C1098	C1099	C1100	C1101	C1102	C1103	G1104	A1105	G1106	C1107	C1108	C1109	A1110	A1111	C1112	C1113	C1118	C1119	G1120	U1121	U1122	A1123	G1124	U1125	U1126	U1127	G1128	A1129	A1130	G1131					
G1002	G1003	A1004	A1005	G941	G942	C1007	C1008	G1009	G1010	U1011	U1012	G1013	A1014	A1015	A1016	U1020	G1021	G1022	G1023	G1024	U1025	G1026	C1028B	C1028C	G1029	C1030	G1031	A1032A	C1032B	G1032C	G1033	A1034	A1035	G1036	G1037	C1038	C1039	U1040	A1041	U981	U982	A983	C984	C985	A986	G987	G988	U989	U990	U991	U992	U993	A994	A995	A996	U997	G998A	G1001	
A935	C940	A858	A859	A860	A861	G867	U870	U871	U872	A873	A874	C875	C876	C877	C878	G881	C882	C883	U884	G885	G886	G887	G888	A889	A892	C893	A814	A815	A816	A817	G818	A819	U820	G821	C826	U827	A828	U833	C834	U835	C836	C837	G838	U841	C842	C843	C844	C845	C846	C847	C848	C849	U850	G851	G852	G853	C952	C953	C954
G885	G858	G628	G629	U661	C662	C663	U636	G637	A642	C643	U646	A647	A648	A649	A650	A651	A652	A653	A654	A655	A656	A657	A658	A659	A660	A661	A662	A663	A664	A665	A666	A667	A668	A669	A670	A671	A672	A673	A674	A675	A676	A677	A683	A684	A685	A686	A687	A688	A689	A690	A691	A692	A693	A694	A695	A696	A697	A698A	G701
G769	C770	G773	U705	G706	C707	C708	G709	G710	G713	A714	A715	A716	G717	G718	G719	G721	A722	U723	G724	A728	U729	G730	G731	G734	C735	C736	A737	A665	A666	G667	G668	U669	G670	G671	U672	U673	C748	C749	G750	U751	G752	A753	C754	G755	C756	U757	G758	A759	G616	U692	G693	U694	A695	A696	A766	A767	A768		
A313	C314	A315	G316	G319	C320	A321	C322	G323	G324	U325	G254	U256	A327	C328	A329	C330	G331	G332	G333	C334	C335	C336	C337	A338	A344	C345	G346	G347	G348	A349	G350	G351	C352	A353	G354	G357	A360	C290	G361	G362	A363	A364	U365	C366	U367	C370	G371	C372	A373	G304	G305	G306	G309	G310	G311	G312	A389		
C240	C241	C242	A243	G247	A250	C251	U252	U253	G254	U256	A257	G257	A262	A263	U264	G265	C266	C267	C268	C269	A270	G275	G276	C277	G278	A279	C280	G281	G285	G286	U287	A288	G289	C290	C291	G292	G293	U296	G297	A298	G299	A300	G301	U304	G305	G306	G309	G310	G311	G312	A389								

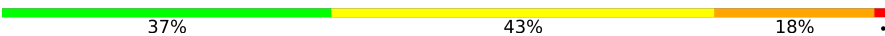


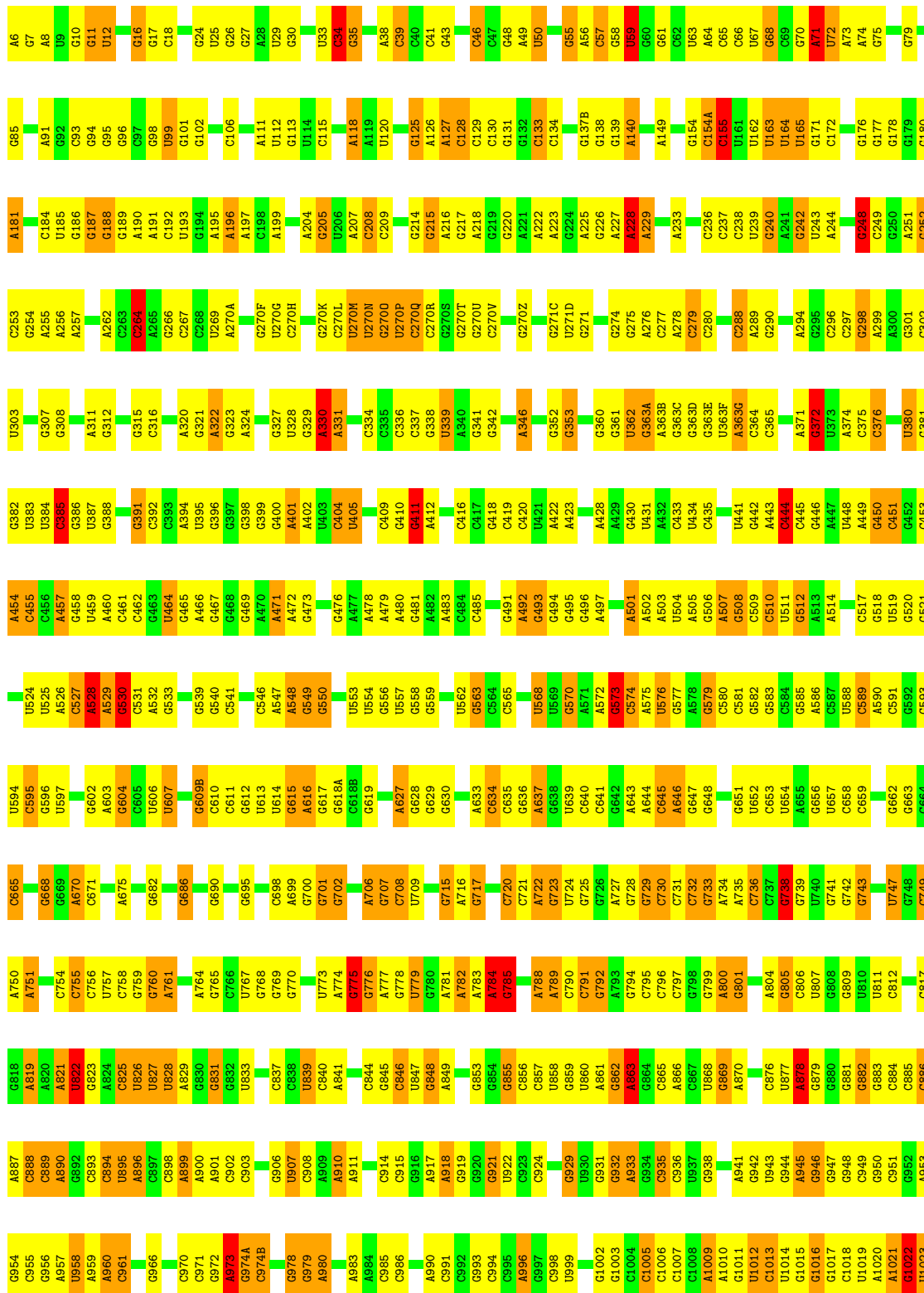
● Molecule 2: 23S ribosomal RNA




A1783	A1784	A1785	A1786	A1787	C1788	A1789	A1791	C1792	C1793	U1796	C1797	C1798	C1799	C1800	A1801	A1802	A1803	C1804	C1805	C1806	C1807	G1811	G1814	G1815	G1816	G1817	G1818	A1819	A1820	A1821	G1822	G1823	A1824	C1825	U1826	U1827	U1828	A1829	G1830	G1831	G1832	C1833	C1834	A1835	A1836	A1837	C1838	A1839	A1840	G1841	G1842	C1843	G1844	A1845	A1846	A1847	A1848																																
C1885	C1886	C1887	U1888	A1889	U1892	C1893	C1894	C1895	C1896	U1897	C1898	C1899	C1900	C1901	C1902	C1903	C1904	C1905	C1906	C1907	C1908	C1909	C1910	C1911	C1912	C1913	C1914	C1915	C1916	C1917	C1918	C1919	C1920	C1921	C1922	C1923	C1924	C1925	C1926	C1927	C1928	C1929	C1930	C1931	C1932	C1933	C1934	C1935	C1936	C1937	C1938	C1939	C1940	C1941	C1942	C1943	C1944	C1945	C1946	C1947	C1948	C1949																											
A1050	G1051	C1052	C1053	A1054	G1055	G1056	A1057	G1058	G1059	U1060	U1061	G1062	G1063	C1064	U1065	C998	U999	G1002	G1003	C1004	G931	C1005	C1006	C1007	C1008	A1009	A1010	G1011	U1012	C1013	U1014	U1015	U1016	U1017	U1018	U1019	A1020	G1021	U1022	U1023	G1024	G1025	U1026	A1027	C1028	A1032	U1033	C1038	C1039	C1040	C1041	G1042	C1043	G1044	A1045	A1046	G1047	A1048	C1049																														
G1110	A1111	G1112	U1113	G1114	G1115	C1116	G1117	C1118	C1119	G1122	A1126	A1127	A1128	A1129	U1130	G1131	U1132	U1133	C1135	G1136	G1137	G1138	G1139	C1140	U1141	C1142	A1142B	A1143	C1146	C1147	U1083	U1084	U1085	A1086	G1087	A1088	G1089	U1090	G1091	C1092	G1093	U1094	A1095	A1096	U1097	C1098	C1099	C1100	C1041	G1102	A1103	C1104	G1105	U1106	U1107	U1108	C1109																																
C1179	C1180	C1181	G1182	G1183	G1184	C1185	G1186	C1187	U1188	U1189	G1190	G1191	C1200	C1201	G1202	G1203	A1204	U1205	C1207	A1210	G1211	G1212	A1213	U1214	G1215	A1142B	A1143	C1218	G1219	A1220	C1221	C1222	A1226	G1227	G1231	G1232	C1233	U1234	G1235	C1161	G1162	C1166	U1167	G1168	G1169	G1170	A1171	G1173	U1174	U1175	U1176	A1177	C1178																																				
A1283	A1284	U1285	C1286	C1287	C1288	C1289	C1290	C1291	U1292	C1293	C1297	C1298	G1299	U1300	A1301	A1302	G1303	C1304	A1308	G1309	G1310	G1311	G1312	U1313	C1314	C1315	U1316	A1317	C1320	G1321	A1322	U1323	G1325	U1326	C1327	G1328	C1329	C1330	C1331	C1332	C1333	C1334	U1335	A1336	G1339	U1340	U1341	A1342	G1343	G1344	G1345	G1346	G1347	G1348	C1351	U1352	A1353	A1354	G1355	G1356	U1357	C1358	A1359	A1360	G1364	A1365	A1366	A1367	G1368	U1371	U1372	U1373	G1374	C1375	C1376	U1377	A1378	G1379	C1380	U1381	C1382	C1383	C1384	C1385	A1386	C1387	G1388	U1389	U1394
A1385	U1386	U1387	G1400	G1401	C1402	C1403	U1404	U1405	C1406	C1407	C1408	C1411	A1412	G1413	G1414	G1415	G1416	C1417	G1418	A1419	G1423	G1424	G1425	G1426	A1427	G1428	G1429	C1430	U1431	C1432	U1433	A1434	C1437	U1438	A1439	G1440	G1441	G1442	A1444B	C1445	C1446	G1447	G1448	A1449B	C1449	C1450	C1451	A1453	U1454	G1455	C1458	G1459	A1460																																				
C1467	A1471	A1472	A1477	G1478	G1479	G1483	G1484	G1485	A1490	G1491	G1492	G1493	G1494	A1495	A1496	A1497	C1498	C1499	G1500	U1503	C1504	C1505	C1506	U1507	A1508	A1509	A1510	G1511	G1512	G1515	U1516	G1517	C1518	U1519	U1520	G1521	G1524	G1525	G1526	G1527	A1528	A1529	C1530	C1531	C1532	C1533	G1534	U1535	A1536	C1537	U1538	G1539																																					
G1540	U1541	G1542	A1543	C1544	C1550	C1551	G1552	A1553	A1554	G1555	C1556	C1557	A1558	G1559	G1560	G1561	C1563	A1564	A1565	A1566	G1568	A1570	A1571	A1572	G1573	U1576	C1577	C1578	U1579	A1580	G1581	C1582	A1583	C1585	A1586	A1587	C1588	C1589	U1590	G1591	C1592	G1593	G1594	G1595	A1596	A1597	C1598	C1599	U1602	U1603	G1604	C1605	G1606	C1607	A1608	A1609																																	
A1610	C1611	G1612	A1613	A1614	C1615	A1616	C1617	A1618	U1621	G1622	C1625	G1626	G1627	G1628	C1630B	A1631	A1632	G1633	A1634	G1635	A1636	A1637	C1638	U1639	C1640	A1641	G1642	G1643	C1644	G1647	C1648	A1654	C1657	C1658	C1659	C1660	G1661	A1664	A1665	G1666	A1669	C1670	U1671	C1672	U1673	U1674	C1675	U1676	U1677	C1678	U1679	C1679	U1680	G1681	C1684																																		
C1685	C1686	C1687	U1688	A1689	U1692	C1693	C1694	C1695	G1697	A1698	G1699	A1700	A1701	U1709	C1710	U1716	G1717	U1727	G1728	A1729	U1730	G1731	A1732	G1733	C1734	C1742	G1743	G1746	G1747	G1753	C1754	A1755	G1756	U1757	C1758	A1759	A1760	C1761	A1762	C1763	G1764	G1769	C1770	C1771	U1772	A1773	C1774	U1775	C1776	U1779	A1780																																						
A1783	A1784	A1785	A1786	A1787	C1788	A1789	A1791	C1792	C1793	U1796	C1797	C1798	C1799	C1800	A1801	A1802	A1803	C1804	C1805	C1806	C1807	G1811	G1814	G1815	G1816	G1817	G1818	A1819	A1820	A1821	G1822	G1823	A1824	C1825	U1826	U1827	U1828	A1829	G1830	G1831	G1832	C1833	C1834	A1835	A1836	A1837	C1838	A1839	A1840	G1841	G1842	C1843	G1844	A1845	A1846	A1847	A1848																																

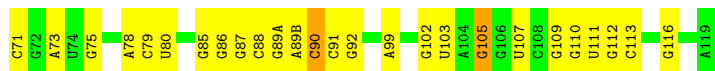
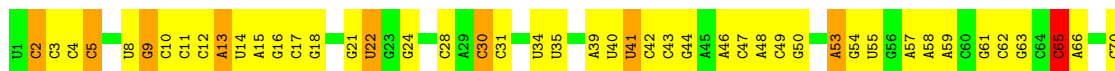
• Molecule 2: 23S ribosomal RNA

Chain GB:  37% 43% 18%

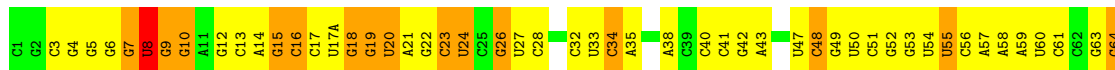
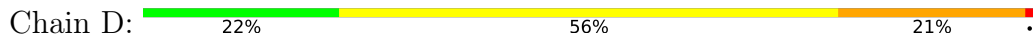


U2086	U2087	G2088	U2089	U2090	U2091	U2092	G2093	U2094	U2095	U2096	U2097	U2098	U2099	G2100	G2101	U2102	G2106	G2107	G2110	G2111	G2112	G2113	G2114	G2115	G2116	G2117	G2118	G2119	G2122	G2123	G2124	G2125	G2126	G2127	G2128	G2129	G2130	G2131	U2132	G2133	A2134	A2135	C2136	C2137	C2138	C2139	C2140	C2141	C2142	C2143	U2144	U2145	U2146	U2147	U2148	U2149	U2150	G2151																																																																																																																																																																																																																																																																																																																		
G1843	G1844	G1845	G1846	A1847	A1848	G1849	G1850	U1851	C1852	G1855	A1859	G1860	G1861	A1862	G1863	U1864	G1869	C1870	A1871	A1872	G1880	C1881	C1882	G1883	A1889	A1890	G1891	C1892	C1893	C1894	C1895	C1896	C1897	A1897	A1898	A1899	A1900	A1901	A1902	A1903	A1904	A1905	A1906	A1907	A1908	A1909	A1910	A1911	A1912	A1913	A1914	A1915	A1916	A1917	A1918	A1919	A1920	A1921	A1922	A1923	A1924	A1925	A1926	A1927	A1928	A1929	A1930	A1931	A1932	A1933	A1934	A1935	A1936	A1937	A1938	A1939	A1940	A1941	A1942	A1943	A1944	A1945	A1946	A1947	A1948	A1949	A1950	A1951	A1952	A1953	A1954	A1955	A1956	A1957	A1958	A1959	A1960	A1961	A1962	A1963	A1964	A1965	A1966	A1967	A1968	A1969	A1970	A1971	A1972	A1973	A1974	A1975	A1976	A1977	A1978	A1979	A1980	A1981	A1982	A1983	A1984	A1985	A1986	A1987	A1988	A1989	A1990	A1991	A1992	A1993	A1994	A1995	A1996	A1997	A1998	A1999	G2002	U2075	U2076	G2009	G2010																																																																																																																																																																																																																															
C1771	G1772	A1773	G1774	A1775	G1776	U1777	U1778	U1779	A1780	A1781	A1782	A1783	A1784	A1785	A1786	A1787	A1788	A1789	A1790	A1791	U1796	C1797	U1798	G1799	G1800	G1801	A1802	A1803	G1804	U1805	G1811	G1814	A1815	G1816	U1817	U1818	U1819	U1820	A1821	G1822	G1823	G1824	A1825	G1826	C1827	G1828	A1829	A1830	A1831	A1832	A1833	A1834	A1835	A1836	A1837	A1838	A1839	A1840	A1841	A1842	A1843	A1844	A1845	A1846	A1847	A1848	A1849	A1850	A1851	A1852	A1853	A1854	A1855	A1856	A1857	A1858	A1859	A1860	A1861	A1862	A1863	A1864	A1865	A1866	A1867	A1868	A1869	A1870	A1871	A1872	A1873	A1874	A1875	A1876	A1877	A1878	A1879	A1880	A1881	A1882	A1883	A1884	A1885	A1886	A1887	A1888	A1889	A1890	A1891	A1892	A1893	A1894	A1895	A1896	A1897	A1898	A1899	A1900	A1901	A1902	A1903	A1904	A1905	A1906	A1907	A1908	A1909	A1910	A1911	A1912	A1913	A1914	A1915	A1916	A1917	A1918	A1919	A1920	A1921	A1922	A1923	A1924	A1925	A1926	A1927	A1928	A1929	A1930	A1931	A1932	A1933	A1934	A1935	A1936	A1937	A1938	A1939	A1940	A1941	A1942	A1943	A1944	A1945	A1946	A1947	A1948	A1949	A1950	A1951	A1952	A1953	A1954	A1955	A1956	A1957	A1958	A1959	A1960	A1961	A1962	A1963	A1964	A1965	A1966	A1967	A1968	A1969	A1970	A1971	A1972	A1973	A1974	A1975	A1976	A1977	A1978	A1979	A1980	A1981	A1982	A1983	A1984	A1985	A1986	A1987	A1988	A1989	A1990	A1991	A1992	A1993	A1994	A1995	A1996	A1997	A1998	A1999	G2002	U1841	U1842	U1843	U1844	U1845	U1846	U1847	U1848	U1849	U1850	U1851	U1852	U1853	U1854	U1855	U1856	U1857	U1858	U1859	U1860	U1861	U1862	U1863	U1864	U1865	U1866	U1867	U1868	U1869	U1870	U1871	U1872	U1873	U1874	U1875	U1876	U1877	U1878	U1879	U1880	U1881	U1882	U1883	U1884	U1885	U1886	U1887	U1888	U1889	U1890	U1891	U1892	U1893	U1894	U1895	U1896	U1897	U1898	U1899	U1900	U1901	U1902	U1903	U1904	U1905	U1906	U1907	U1908	U1909	U1910	U1911	U1912	U1913	U1914	U1915	U1916	U1917	U1918	U1919	U1920	U1921	U1922	U1923	U1924	U1925	U1926																																																												
U1541	G1542	A1543	C1544	C1548	C1549	C1550	C1551	C1552	C1553	C1554	C1555	C1556	C1557	C1558	C1559	C1560	C1561	C1562	C1563	C1564	C1565	C1566	C1567	C1568	C1569	C1570	C1571	C1572	C1573	C1574	C1575	C1576	C1577	C1578	C1579	C1580	C1581	C1582	C1583	C1584	C1585	C1586	C1587	C1588	C1589	C1590	C1591	C1592	C1593	C1594	C1595	C1596	C1597	C1598	C1599	U1600	G1606	G1607	G1608	C1675	A1609	A1610	C1611	C1612	G1613	A1614	C1615	A1616	C1617	A1618	C1619	C1620	U1621	C1625	C1626	C1627	C1628	C1630B	A1631	A1632	G1633	A1634	G1635	C1636	A1637	C1638	U1639	G1640	A1641	G1642	G1643	C1644	G1647	G1648	G1649	G1650	G1651	A1652	G1653	A1654	C1657	C1658	G1661	A1664	A1665	G1666	G1667	A1668	A1669	C1670	C1671	A1672	G1673	G1674	C1675	A1676	A1677	G1678	G1681	G1682	G1683	G1684	G1685	G1686	G1687	G1688	G1689	G1690	G1691	G1692	G1693	G1694	G1695	G1696	G1697	G1698	G1699	G1700	G1701	G1702	G1703	G1704	G1705	G1706	G1707	G1708	G1709	G1710	G1711	G1712	G1713	G1714	G1715	G1716	G1717	G1718	G1719	G1720	G1721	G1722	G1723	G1724	G1725	G1726	G1727	G1728	G1729	G1730	G1731	G1732	G1733	G1734	G1735	G1736	G1737	G1738	G1739	G1740	G1741	G1742	G1743	G1744	G1745	G1746	G1747	G1748	G1749	G1750	G1751	G1752	G1753	G1754	G1755	G1756	G1757	G1758	G1759	G1760	G1761	A1762	G1763	G1764	G1765	G1766	G1767	G1768	G1769	G1770																																																																																																																																																												
U1460	C1467	U1394	U1395	U1396	U1397	C1398	C1399	C1400	G1401	C1402	C1403	C1404	U1405	U1406	C1407	C1408	C1411	A1412	C1413	C1414	C1415	C1416	C1417	C1418	A1419	U1503	C1504	C1505	C1506	C1508	A1509	C1428	A1510	A1511	G1512	C1515	U1516	U1520	U1521	G1524	G1525	G1526	G1527	A1528	A1529	G1530	C1531	C1532	C1533	C1534	U1535	U1536	U1537	U1538	U1539	U1540	U1541	U1542	U1543	U1544	U1545	U1546	U1547	U1548	U1549	U1550	U1551	U1552	U1553	U1554	U1555	U1556	U1557	U1558	U1559	U1560	U1561	A1566	A1567	G1568	A1569	A1572	G1573	A1578	A1579	A1580	C1581	C1582	A1583	A1584	A1585	A1586	A1587	C1588	C1589	U1590	G1591	C1592	G1593	G1594	G1595	A1596	A1597	C1598	C1599	U1600	G1606	G1607	G1608	C1675	A1609	A1610	C1611	C1612	G1613	A1614	C1615	A1616	C1617	A1618	C1619	C1620	U1621	C1625	C1626	C1627	C1628	C1630B	A1631	A1632	G1633	A1634	G1635	C1636	A1637	C1638	U1639	G1640	A1641	G1642	G1643	C1644	G1647	G1648	G1649	G1650	G1651	A1652	G1653	A1654	C1657	C1658	G1661	A1664	A1665	G1666	G1667	A1668	A1669	C1670	C1671	A1672	G1673	G1674	C1675	A1676	A1677	G1678	G1681	G1682	G1683	G1684	G1685	G1686	G1687	G1688	G1689	G1690	G1691	G1692	G1693	G1694	G1695	G1696	G1697	G1698	G1699	G1700	G1701	G1702	G1703	G1704	G1705	G1706	G1707	G1708	G1709	G1710	G1711	G1712	G1713	G1714	G1715	G1716	G1717	G1718	G1719	G1720	G1721	G1722	G1723	G1724	G1725	G1726	G1727	G1728	G1729	G1730	G1731	G1732	G1733	G1734	G1735	G1736	G1737	G1738	G1739	G1740	G1741	G1742	G1743	G1744	G1745	G1746	G1747	G1748	G1749	G1750	G1751	G1752	G1753	G1754	G1755	G1756	G1757	G1758	G1759	G1760	G1761	A1762	G1763	G1764	G1765	G1766	G1767	G1768	G1769	G1770																																																																																																										
G1324	G1325	C1326	C1327	G1328	U1329	C1330	A1331	C1332	C1333	C1334	C1335	A1336	C1337	C1338	C1339	C1340	C1341	C1342	C1343	C1344	C1345	C1346	C1347	C1348	C1351	C1352	A1353	A1354	C1355	C1356	C1357	C1358	A1359	A1360	A1361	C1362	C1363	C1364	A1365	A1366	C1367	C1368	U1372	A1373	C1374	C1375	C1376	C1377	A1378	C1379	C1380	C1381	C1382	C1383	C1384	C1385	C1386	C1387	C1388	C1389	C1390	C1391	C1392	C1393	C1394	C1395	C1396	C1397	C1398	C1399	C1400	C1401	C1402	C1403	C1404	C1405	C1406	C1407	C1408	C1409	C1410	C1411	C1412	C1413	C1414	C1415	C1416	C1417	C1418	C1419	C1420	C1421	C1422	C1423	C1424	C1425	C1426	C1427	C1428	C1429	C1430	C1431	C1432	C1433	C1434	C1435	C1436	C1437	C1438	C1439	C1440	C1441	C1442	C1443	C1444	C1445	C1446	C1447	C1448	C1449	C1450	C1451	C1452	C1453	C1454	C1455	C1456	C1457	C1458	C1459	C1460	C1461	C1462	C1463	C1464	C1465	C1466	C1467	C1468	C1469	C1470	C1471	C1472	C1473	C1474	C1475	C1476	C1477	C1478	C1479	C1480	C1481	C1482	C1483	C1484	C1485	C1486	C1487	C1488	C1489	C1490	C1491	C1492	C1493	C1494	C1495	C1496	C1497	C1498	C1499	C1500	C1501	C1502	C1503	C1504	C1505	C1506	C1507	C1508	C1509	C1510	C1511	C1512	C1513	C1514	C1515	C1516	C1517	C1518	C1519	C1520	C1521	C1522	C1523	C1524	C1525	C1526	C1527	C1528	C1529	C1530	C1531	C1532	C1533	C1534	C1535	C1536	C1537	C1538	C1539	C1540	C1541	C1542	C1543	C1544	C1545	C1546	C1547	C1548	C1549	C1550	C1551	C1552	C1553	C1554	C1555	C1556	C1557	C1558	C1559	C1560	C1561	C1562	C1563	C1564	C1565	C1566	C1567	C1568	C1569	C1570	C1571	C1572	C1573	C1574	C1575	C1576	C1577	C1578	C1579	C1580	C1581	C1582	C1583	C1584	C1585	C1586	C1587	C1588	C1589	C1590	C1591	C1592	C1593	C1594	C1595	C1596	C1597	C1598	C1599	U1600	G1606	G1607	G1608	C1675	A1609	A1610	C1611	C1612	G1613	A1614	C1615	A1616	C1617	A1618	C1619	C1620	U1621	C1625	C1626	C1627	C1628	C1630B	A1631	A1632	G1633	A1634	G1635	C1636	A1637	C1638	U1639	G1640	A1641	G1642	G1643	C1644	G1647	G1648	G1649	G1650	G1651	A1652	G1653	A1654	C1657	C1658	G1661	A1664	A1665	G1666	G1667	A1668	A1669	C1670	C1671	A1672	G1673	G1674	C1675	A1676	A1677	G1678	G1681	G1682	G1683	G1684	G1685	G1686	G1687	G1688	G1689	G1690	G1691	G1692	G1693	G1694	G1695	G1696	G1697	G1698	G1699	G1700	G1701	G1702	G1703	G1704	G1705	G1706	G1707	G1708	G1709	G1710	G1711

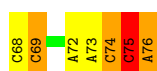
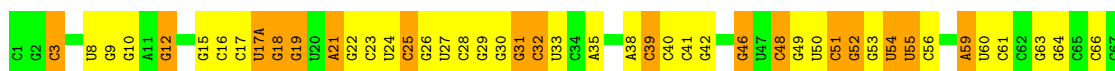





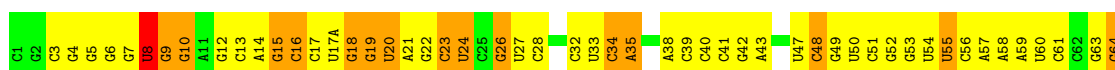
• Molecule 4: tRNA



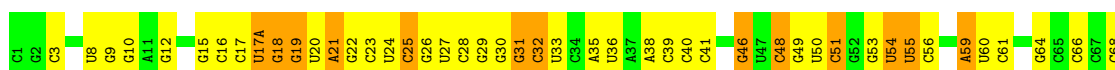
• Molecule 4: tRNA



• Molecule 4: tRNA

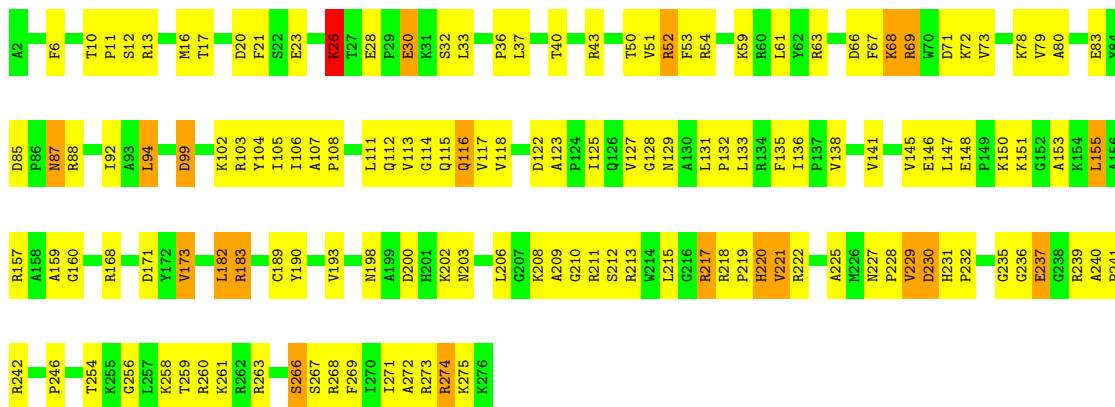


• Molecule 4: tRNA

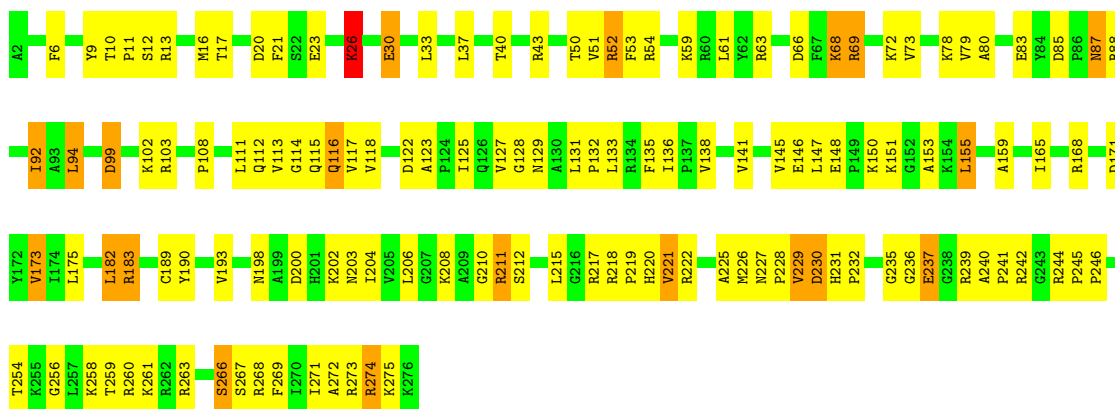


• Molecule 5: 50S ribosomal protein L2

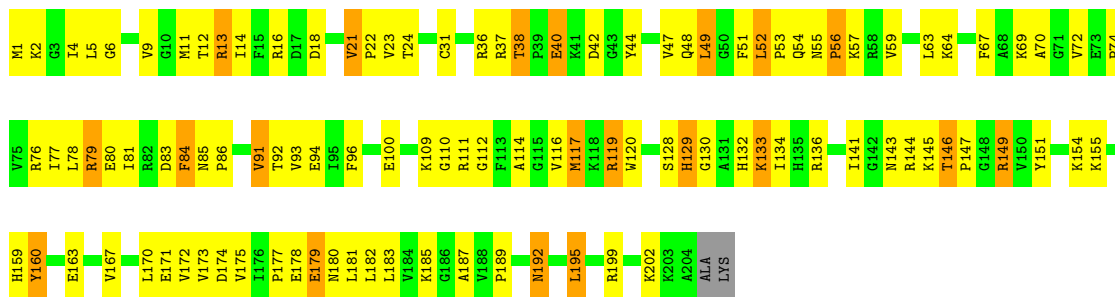




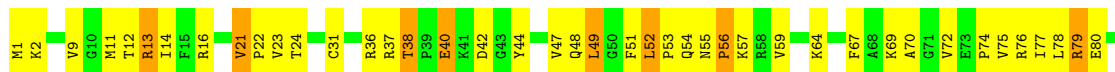
• Molecule 5: 50S ribosomal protein L2

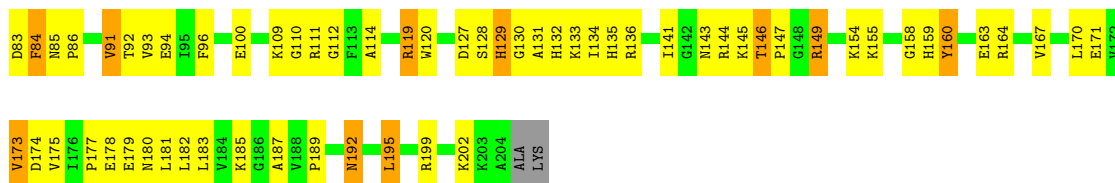


• Molecule 6: 50S ribosomal protein L3

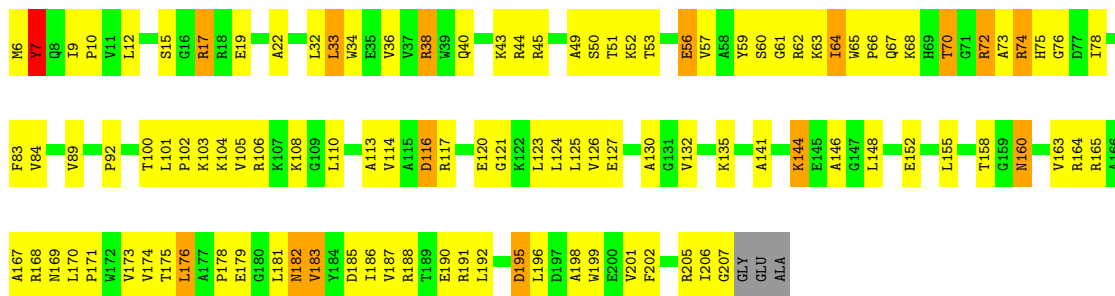


• Molecule 6: 50S ribosomal protein L3

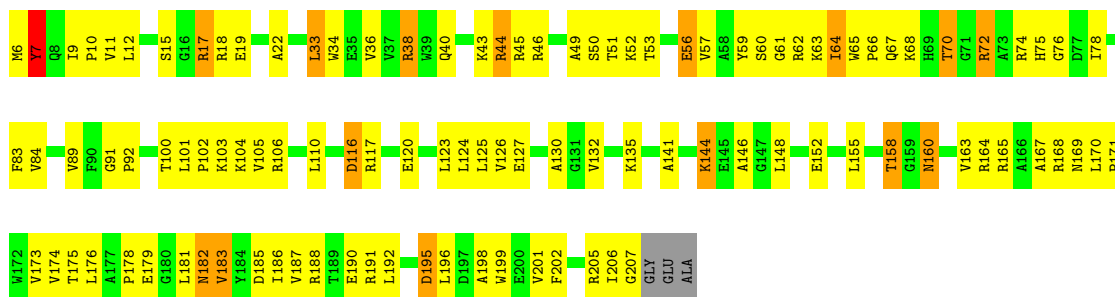




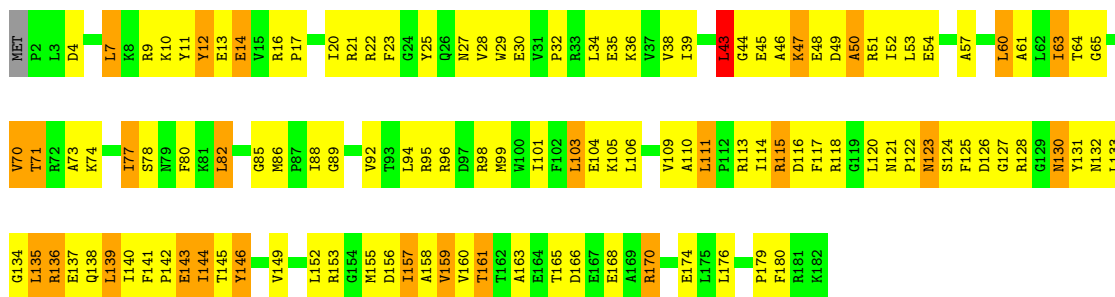
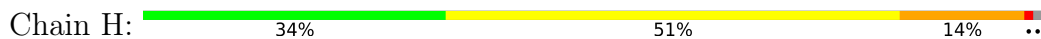
• Molecule 7: 50S ribosomal protein L4



• Molecule 7: 50S ribosomal protein L4




• Molecule 8: 50S ribosomal protein L5



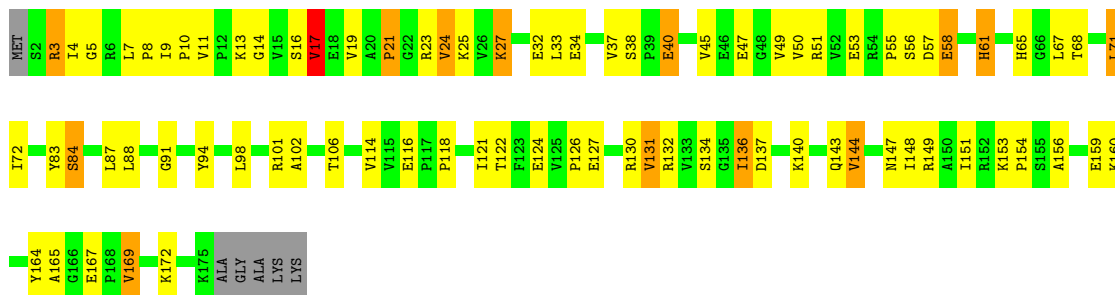
• Molecule 8: 50S ribosomal protein L5





- Molecule 9: 50S ribosomal protein L6

Chain I: 52% 37% 7% ..



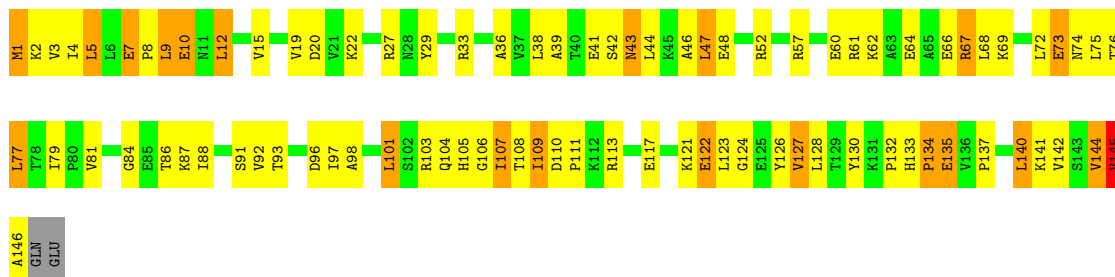
- Molecule 9: 50S ribosomal protein L6

Chain NB: 51% 38% 8% ..



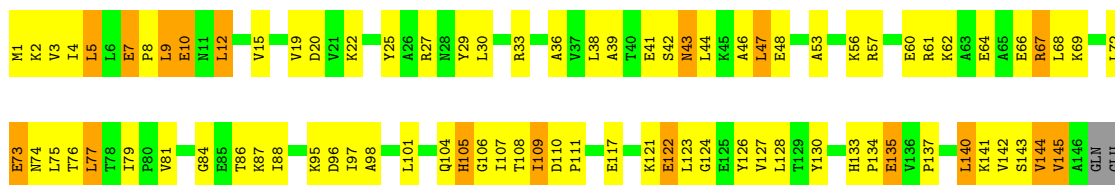
- Molecule 10: 50S ribosomal protein L9

Chain J: 41% 44% 14% ..



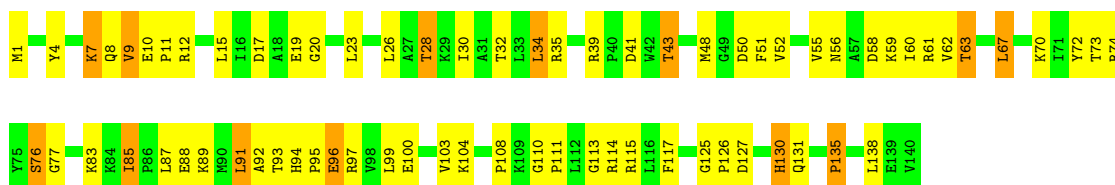
- Molecule 10: 50S ribosomal protein L9

Chain OB:  42% 45% 11%



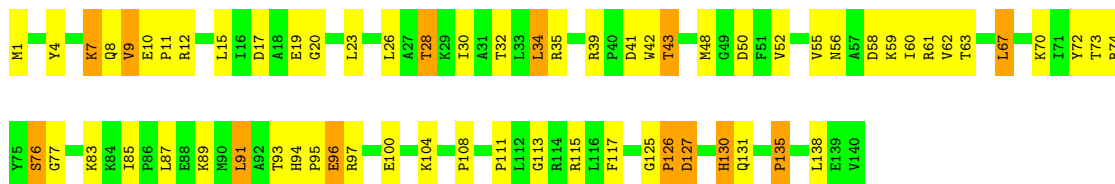
- Molecule 11: 50S ribosomal protein L13

Chain K:  49% 41% 9%



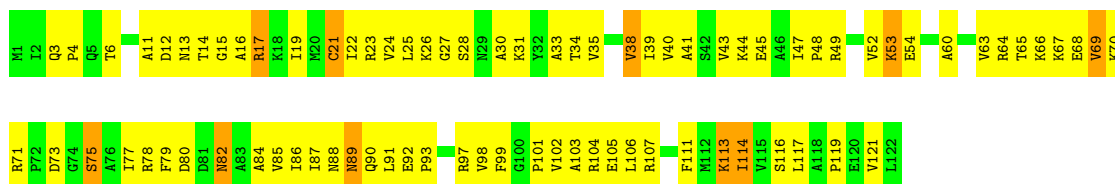
- Molecule 11: 50S ribosomal protein L13

Chain PB:  54% 37% 9%

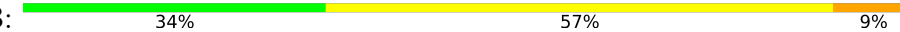


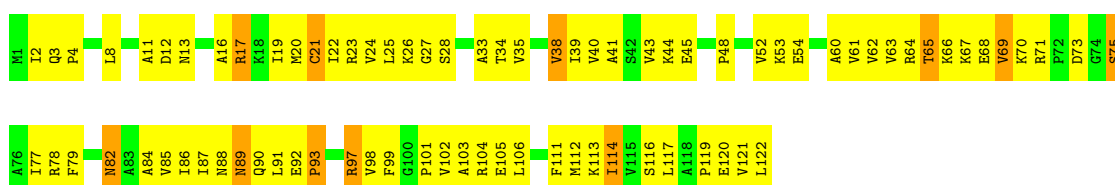
- Molecule 12: 50S ribosomal protein L14

Chain L:  34% 58% 8%



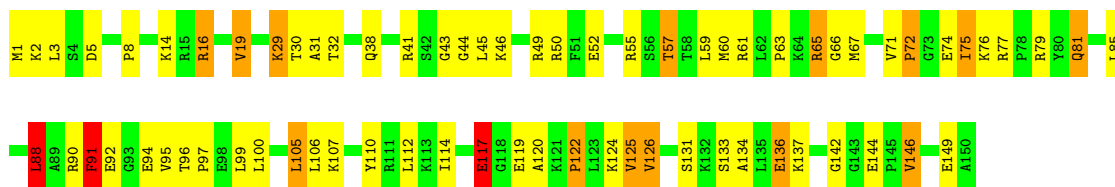
- Molecule 12: 50S ribosomal protein L14

Chain QB:  34% 57% 9%



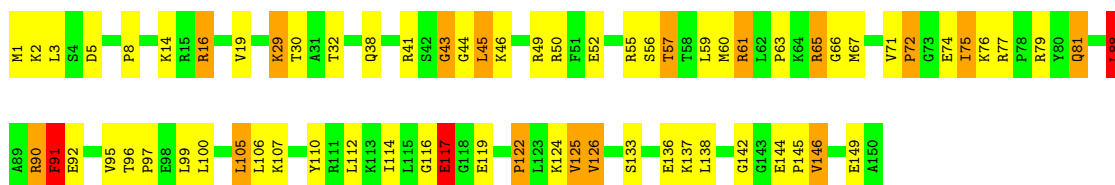
- Molecule 13: 50S ribosomal protein L15

Chain M:  53% 36% 9%



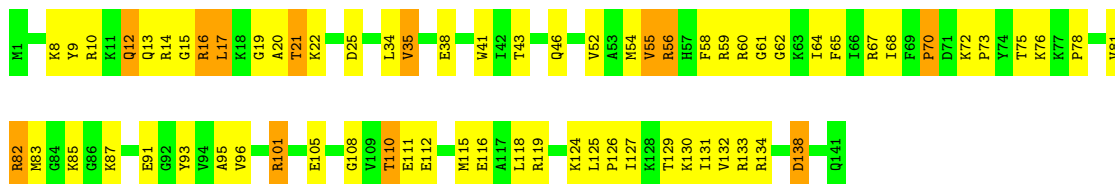
- Molecule 13: 50S ribosomal protein L15

Chain RB:  54% 33% 11%



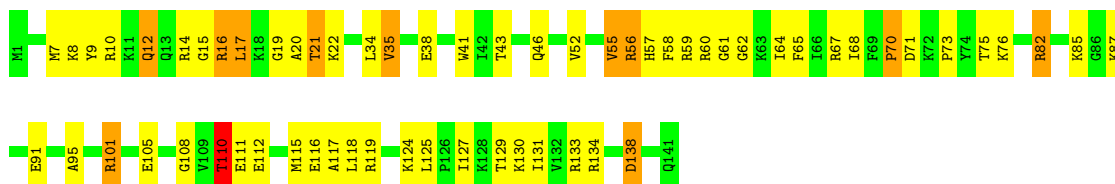
- Molecule 14: 50S ribosomal protein L16

Chain N:  51% 40% 9%



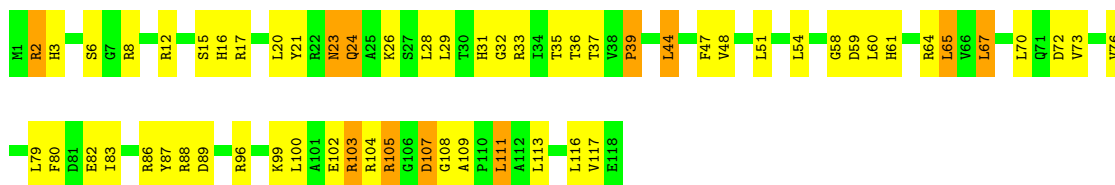
- Molecule 14: 50S ribosomal protein L16

Chain SB:  56% 35% 8%



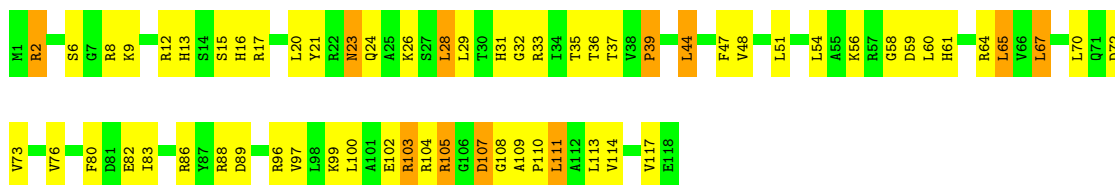
- Molecule 15: 50S ribosomal protein L17

Chain O:  49% 42% 9%



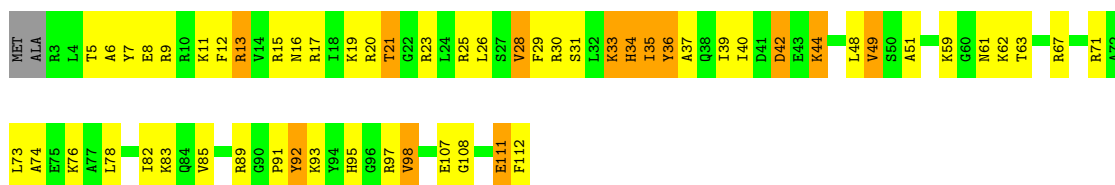
- Molecule 15: 50S ribosomal protein L17

Chain TB:  47% 43% 9%



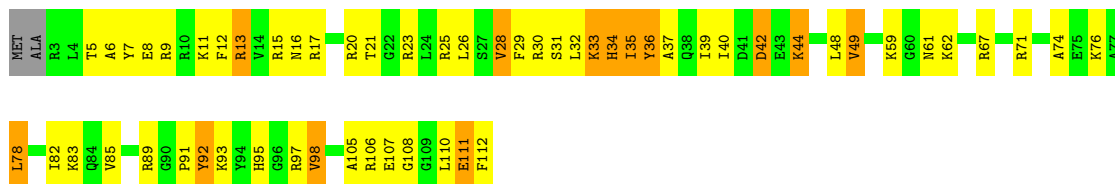
- Molecule 16: 50S ribosomal protein L18

Chain P:  47% 39% 12%



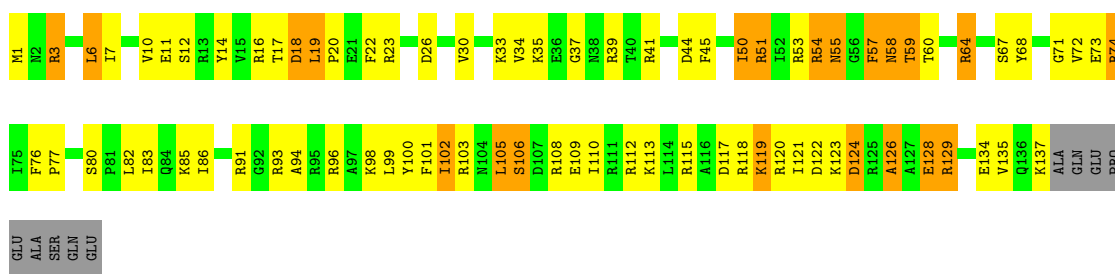
- Molecule 16: 50S ribosomal protein L18

Chain UB:  47% 39% 12%



- Molecule 17: 50S ribosomal protein L19

Chain Q:  39% 40% 14% 6%



- Molecule 17: 50S ribosomal protein L19

Chain VB:  43% 38% 13% 6%





GLU

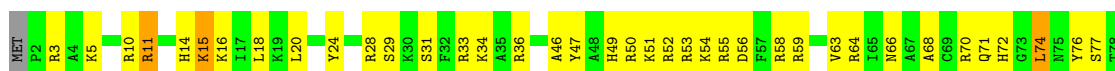
- Molecule 18: 50S ribosomal protein L20

Chain R: 47% 46% 6%



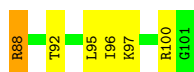
- Molecule 18: 50S ribosomal protein L20

Chain WB: 48% 46% 5%



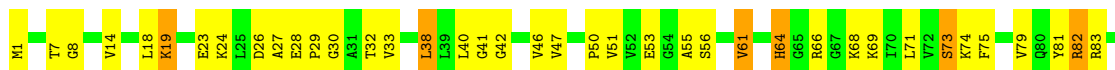
- Molecule 19: 50S ribosomal protein L21

Chain S: 55% 37% 8%




- Molecule 19: 50S ribosomal protein L21

Chain XB: 56% 37% 7%



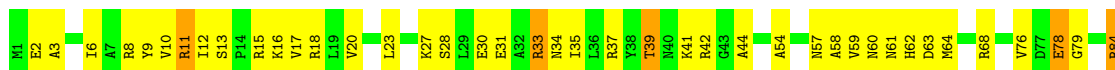
- Molecule 20: 50S ribosomal protein L22

Chain T: 51% 39% 9%




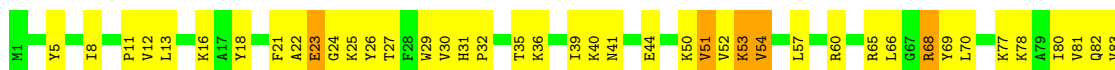
- Molecule 20: 50S ribosomal protein L22

Chain YB: 53% 38% 8%



- Molecule 21: 50S ribosomal protein L23

Chain U: 50% 43% 6%




- Molecule 21: 50S ribosomal protein L23

Chain ZB: 58% 32% 8%



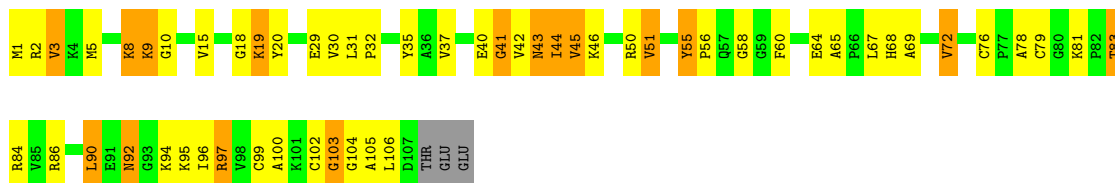
- Molecule 22: 50S ribosomal protein L24

Chain V: 50% 33% 15%

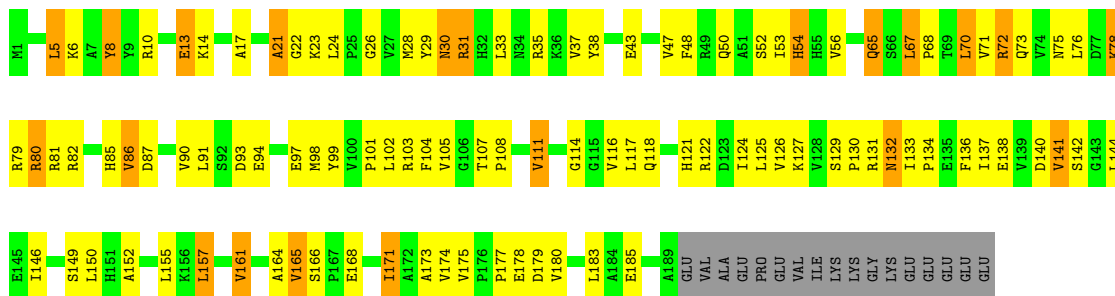


- Molecule 22: 50S ribosomal protein L24

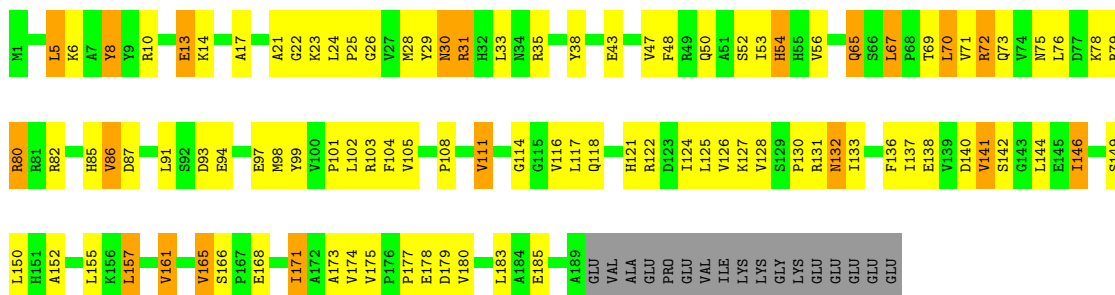
Chain AC: 46% 36% 15%



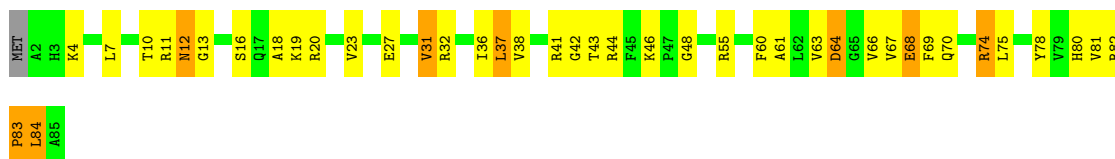
• Molecule 23: 50S ribosomal protein L25



• Molecule 23: 50S ribosomal protein L25



• Molecule 24: 50S ribosomal protein L27



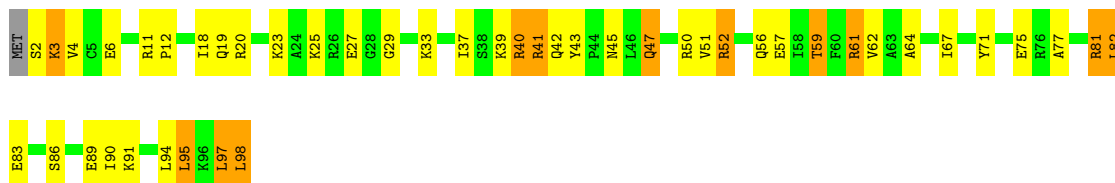
• Molecule 24: 50S ribosomal protein L27



A85

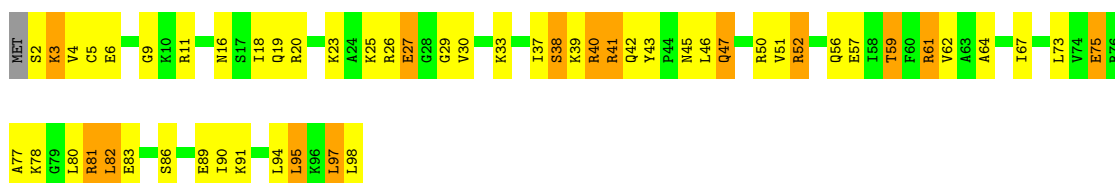
- Molecule 25: 50S ribosomal protein L28

Chain Y: 52% 35% 12%



- Molecule 25: 50S ribosomal protein L28

Chain DC: 44% 41% 14%



- Molecule 26: 50S ribosomal protein L29

Chain Z: 51% 35% 11%



- Molecule 26: 50S ribosomal protein L29

Chain EC: 53% 33% 11%



- Molecule 27: 50S ribosomal protein L30

Chain AA: 43% 42% 13%




- Molecule 27: 50S ribosomal protein L30

Chain FC: 47% 40% 12%



- Molecule 28: 50S ribosomal protein L31


Chain BA:  41% 42% 14%



ARG

- Molecule 28: 50S ribosomal protein L31

Chain GC:  42% 44% 11%



ARG

- Molecule 29: 50S ribosomal protein L32

Chain CA:  40% 48% 10%



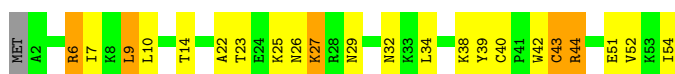
- Molecule 29: 50S ribosomal protein L32

Chain HC:  43% 47% 8%



- Molecule 30: 50S ribosomal protein L33

Chain DA:  57% 31% 9%



- Molecule 30: 50S ribosomal protein L33

Chain IC:  61% 30% 7%

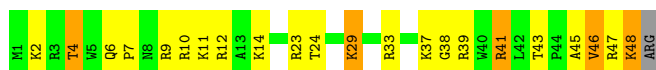


- Molecule 31: 50S ribosomal protein L34

Chain EA:  53% 35% 10%



• Molecule 31: 50S ribosomal protein L34



• Molecule 32: 50S ribosomal protein L35



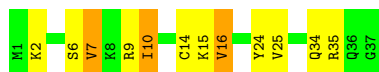
• Molecule 32: 50S ribosomal protein L35



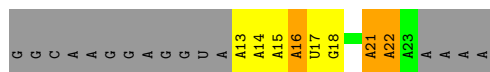
• Molecule 33: 50S ribosomal protein L36



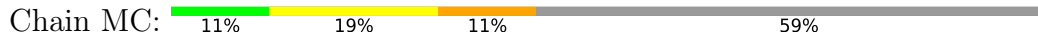
• Molecule 33: 50S ribosomal protein L36

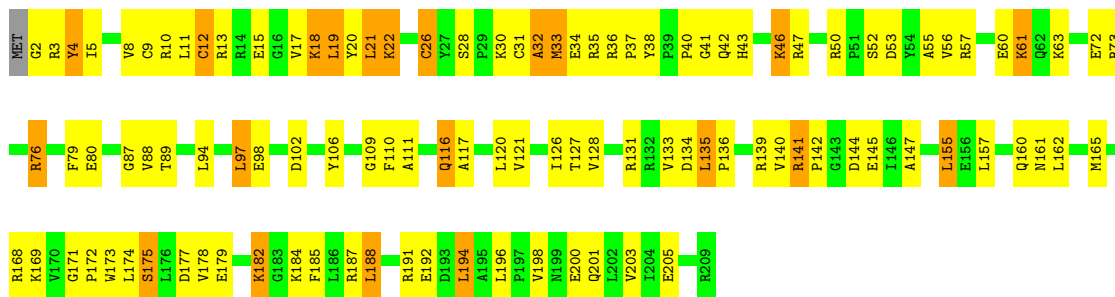


• Molecule 34: mRNA

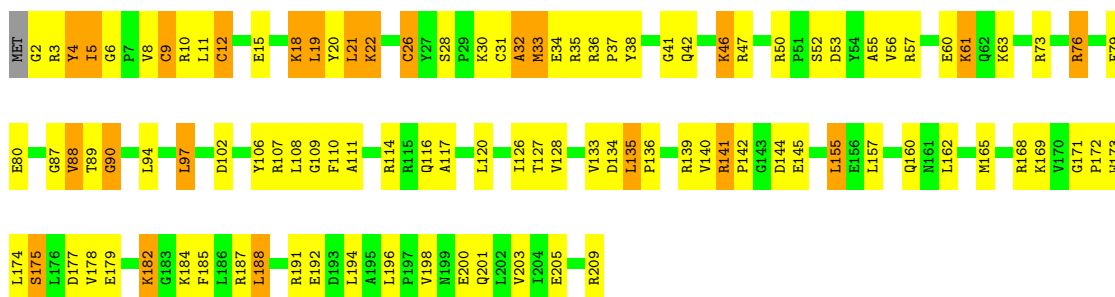


• Molecule 34: mRNA

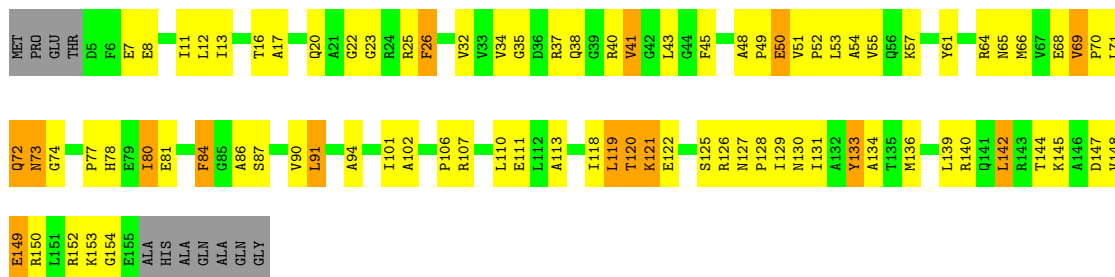




- Molecule 38: 50S ribosomal protein S4



- Molecule 39: 30S ribosomal protein S5



- Molecule 39: 30S ribosomal protein S5



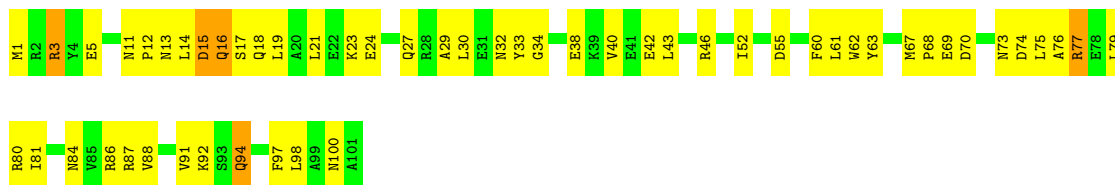
- Molecule 40: 30S ribosomal protein S6

Chain PA:  51% 44% 5%



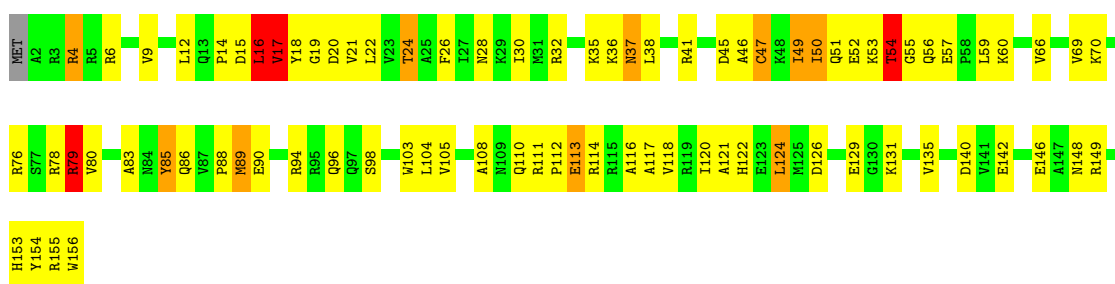
- Molecule 40: 30S ribosomal protein S6

Chain UC:  47% 49% 5%



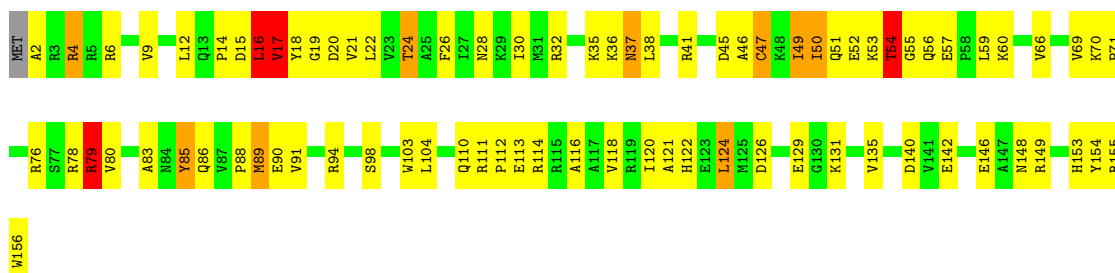
- Molecule 41: 30S ribosomal protein S7

Chain QA:  47% 44% 6%



- Molecule 41: 30S ribosomal protein S7

Chain VC:  47% 44% 6%



- Molecule 42: 30S ribosomal protein S8

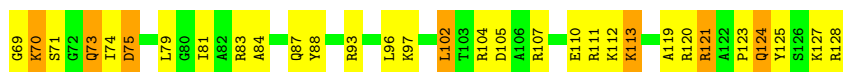
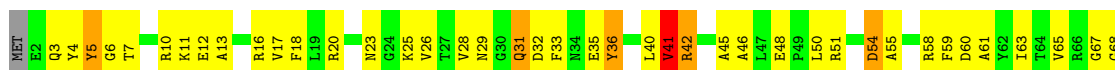
Chain RA:  44% 47% 8%




• Molecule 42: 30S ribosomal protein S8



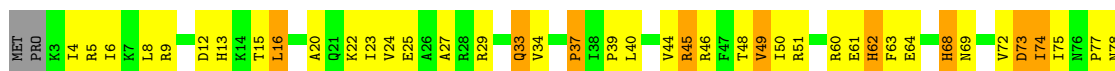
• Molecule 43: 30S ribosomal protein S9



• Molecule 43: 30S ribosomal protein S9

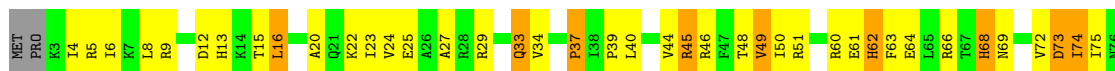


• Molecule 44: 30S ribosomal protein S10

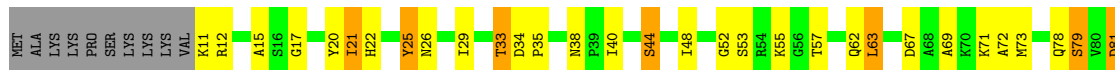


• Molecule 44: 30S ribosomal protein S10

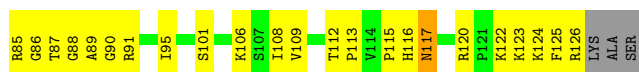




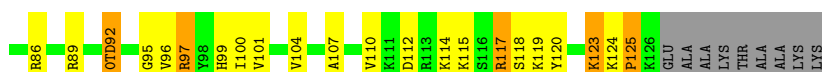
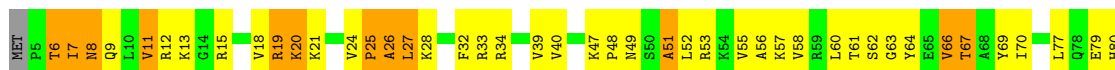
• Molecule 45: 30S ribosomal protein S11



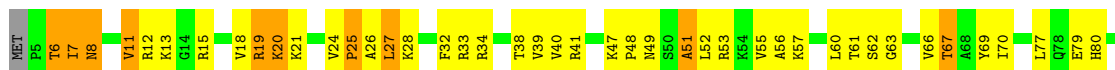
• Molecule 45: 30S ribosomal protein S11




• Molecule 46: 30S ribosomal protein S12

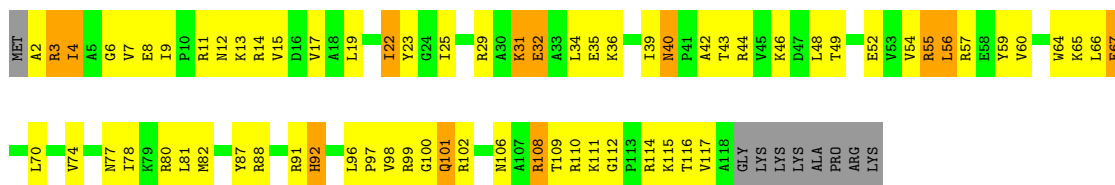


• Molecule 46: 30S ribosomal protein S12



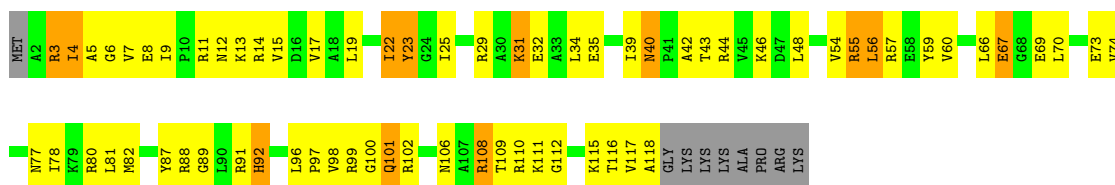
• Molecule 47: 30S ribosomal protein S13

Chain WA:  37% 46% 10% 7%



- Molecule 47: 30S ribosomal protein S13

Chain BD:  39% 44% 10% 7%




- Molecule 48: 30S ribosomal protein S14 type Z

Chain XA:  39% 54% 5%



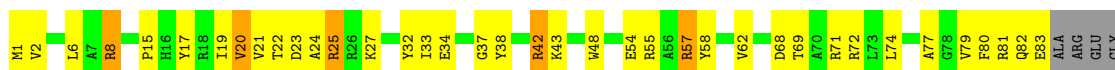
- Molecule 48: 30S ribosomal protein S14 type Z

Chain CD:  39% 54% 5%



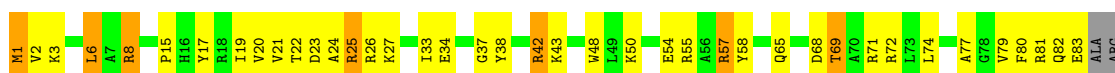


• Molecule 50: 30S ribosomal protein S16



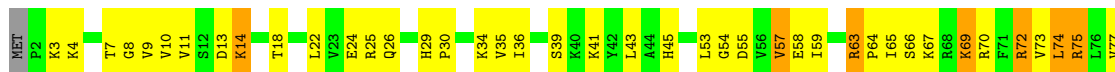
ALA

• Molecule 50: 30S ribosomal protein S16



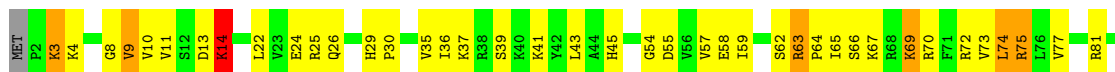
GLU
GLY
ALA

• Molecule 51: 30S ribosomal protein S17



R81
L84
K87
I90
R91
R92
Q93
Q94
Y95
Q96
S97
S99
K100
ARG
GLY
LYS
ALA

• Molecule 51: 30S ribosomal protein S17



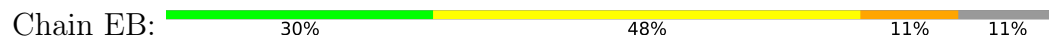
L84
K87
I90
R91
R92
Q93
R94
Y95
Q96
S97
L98
S99
ARG
K100
ARG
PRO
SER
GLY
LYS
ALA

• Molecule 52: 30S ribosomal protein S18

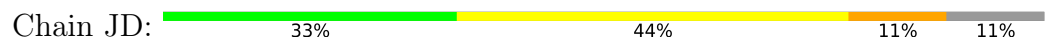




- Molecule 55: 30S ribosomal protein Thx



- Molecule 55: 30S ribosomal protein Thx



4 Data and refinement statistics

Property	Value	Source
Space group	P 21 21 21	Depositor
Cell constants a, b, c, α , β , γ	209.86Å 450.69Å 615.88Å 90.00° 90.00° 90.00°	Depositor
Resolution (Å)	50.00 – 3.40 69.13 – 3.40	Depositor EDS
% Data completeness (in resolution range)	99.9 (50.00-3.40) 100.0 (69.13-3.40)	Depositor EDS
R_{merge}	(Not available)	Depositor
R_{sym}	(Not available)	Depositor
$\langle I/\sigma(I) \rangle$ ¹	1.22 (at 3.41Å)	Xtrriage
Refinement program	PHENIX	Depositor
R, R_{free}	(Not available) , (Not available) 0.243 , 0.282	Depositor DCC
R_{free} test set	7928 reflections (1.00%)	wwPDB-VP
Wilson B-factor (Å ²)	120.8	Xtrriage
Anisotropy	0.263	Xtrriage
Bulk solvent k_{sol} (e/Å ³), B_{sol} (Å ²)	0.26 , 82.1	EDS
L-test for twinning ²	$\langle L \rangle = 0.37$, $\langle L^2 \rangle = 0.20$	Xtrriage
Estimated twinning fraction	No twinning to report.	Xtrriage
F_o, F_c correlation	0.94	EDS
Total number of atoms	298186	wwPDB-VP
Average B, all atoms (Å ²)	137.0	wwPDB-VP

Xtrriage's analysis on translational NCS is as follows: *The largest off-origin peak in the Patterson function is 1.58% of the height of the origin peak. No significant pseudotranslation is detected.*

¹Intensities estimated from amplitudes.

²Theoretical values of $\langle |L| \rangle$, $\langle L^2 \rangle$ for acentric reflections are 0.5, 0.333 respectively for untwinned datasets, and 0.375, 0.2 for perfectly twinned datasets.

5 Model quality

5.1 Standard geometry

Bond lengths and bond angles in the following residue types are not validated in this section: 4SU, ZN, 4OC, 2MU, 7MG, 2MA, BLS, M2G, OMG, UR3, 5MU, MG, 0TD, PSU, 2MG, MA6, 5MC

The Z score for a bond length (or angle) is the number of standard deviations the observed value is removed from the expected value. A bond length (or angle) with $|Z| > 5$ is considered an outlier worth inspection. RMSZ is the root-mean-square of all Z scores of the bond lengths (or angles).

Mol	Chain	Bond lengths		Bond angles	
		RMSZ	# Z >5	RMSZ	# Z >5
1	A	0.60	1/35961 (0.0%)	1.09	67/56125 (0.1%)
1	FB	0.59	1/35961 (0.0%)	1.09	73/56125 (0.1%)
2	B	0.94	58/69214 (0.1%)	1.41	808/108048 (0.7%)
2	GB	0.83	32/69214 (0.0%)	1.33	620/108048 (0.6%)
3	C	0.56	0/2881	1.05	3/4494 (0.1%)
3	HB	0.51	0/2881	1.02	2/4494 (0.0%)
4	D	0.40	0/1744	0.90	0/2719
4	IA	0.60	0/1744	1.06	4/2719 (0.1%)
4	IB	0.37	0/1744	0.90	0/2719
4	NC	0.50	0/1744	1.00	0/2719
5	E	0.80	4/2195 (0.2%)	0.80	1/2955 (0.0%)
5	JB	0.63	2/2195 (0.1%)	0.73	1/2955 (0.0%)
6	F	0.52	0/1596	0.69	1/2153 (0.0%)
6	KB	0.57	0/1596	0.70	1/2153 (0.0%)
7	G	0.61	0/1621	0.69	0/2194
7	LB	0.51	0/1621	0.65	0/2194
8	H	0.36	0/1496	0.57	0/2013
8	MB	0.33	0/1496	0.57	0/2013
9	I	0.43	0/1356	0.59	0/1834
9	NB	0.34	0/1356	0.55	0/1834
10	J	0.46	0/1152	0.62	0/1559
10	OB	0.42	0/1152	0.61	0/1559
11	K	0.49	0/1148	0.62	0/1547
11	PB	0.44	0/1148	0.59	0/1547
12	L	0.59	0/942	0.66	0/1268
12	QB	0.65	0/942	0.68	0/1268
13	M	0.54	0/1162	0.69	0/1544
13	RB	0.47	0/1162	0.65	0/1544
14	N	0.51	0/1142	0.62	0/1525
14	SB	0.49	0/1142	0.60	0/1525
15	O	0.51	0/982	0.63	0/1312

Mol	Chain	Bond lengths		Bond angles	
		RMSZ	# Z >5	RMSZ	# Z >5
15	TB	0.53	0/982	0.64	0/1312
16	P	0.42	0/887	0.56	0/1180
16	UB	0.40	0/887	0.56	0/1180
17	Q	0.48	0/1157	0.57	0/1544
17	VB	0.54	0/1157	0.59	0/1544
18	R	0.55	0/982	0.60	0/1306
18	WB	0.49	0/982	0.60	0/1306
19	S	0.49	0/790	0.65	0/1057
19	XB	0.44	0/790	0.61	0/1057
20	T	0.65	0/901	0.69	0/1209
20	YB	0.60	0/901	0.68	0/1209
21	U	0.71	0/764	0.68	0/1025
21	ZB	0.60	0/764	0.61	0/1025
22	AC	0.50	0/827	0.61	0/1103
22	V	0.58	0/827	0.64	0/1103
23	BC	0.40	0/1527	0.58	0/2073
23	W	0.44	0/1527	0.60	0/2073
24	CC	0.50	0/671	0.62	0/892
24	X	0.52	0/671	0.63	0/892
25	DC	0.57	0/768	0.69	0/1021
25	Y	0.63	0/768	0.68	0/1021
26	EC	0.50	0/594	0.64	0/785
26	Z	0.61	0/594	0.71	0/785
27	AA	0.50	0/482	0.63	0/646
27	FC	0.44	0/482	0.59	0/646
28	BA	0.39	0/565	0.53	0/761
28	GC	0.35	0/565	0.52	0/761
29	CA	0.54	0/474	0.66	0/640
29	HC	0.54	0/474	0.64	0/640
30	DA	0.34	0/460	0.51	0/613
30	IC	0.33	0/460	0.51	0/613
31	EA	0.77	0/426	0.76	0/561
31	JC	0.65	0/426	0.72	0/561
32	FA	0.60	0/525	0.64	0/691
32	KC	0.53	0/525	0.62	0/691
33	GA	0.41	0/310	0.58	0/407
33	LC	0.45	0/310	0.60	0/407
34	HA	0.72	0/247	0.92	0/382
34	MC	0.72	0/247	0.91	0/382
35	JA	0.37	0/867	0.51	0/1165
35	KA	0.39	0/461	0.56	0/622
35	OC	0.34	0/867	0.51	0/1165
35	PC	0.36	0/461	0.56	0/622

Mol	Chain	Bond lengths		Bond angles	
		RMSZ	# Z >5	RMSZ	# Z >5
36	LA	0.39	0/1935	0.57	0/2609
36	QC	0.35	0/1935	0.55	0/2609
37	MA	0.37	0/1636	0.54	0/2205
37	RC	0.36	0/1636	0.54	0/2205
38	NA	0.47	1/1733 (0.1%)	0.59	1/2318 (0.0%)
38	SC	0.53	1/1733 (0.1%)	0.62	1/2318 (0.0%)
39	OA	0.45	0/1171	0.62	0/1576
39	TC	0.44	0/1171	0.61	0/1576
40	PA	0.51	0/856	0.62	0/1154
40	UC	0.43	0/856	0.60	0/1154
41	QA	0.36	0/1276	0.51	0/1709
41	VC	0.34	0/1276	0.50	0/1709
42	RA	0.37	0/1136	0.57	0/1527
42	WC	0.38	0/1136	0.56	0/1527
43	SA	0.34	0/1029	0.54	0/1378
43	XC	0.32	0/1029	0.53	1/1378 (0.1%)
44	TA	0.36	0/807	0.56	0/1085
44	YC	0.34	0/807	0.57	0/1085
45	UA	0.48	0/879	0.64	0/1187
45	ZC	0.41	0/879	0.59	0/1187
46	AD	0.52	0/963	0.62	0/1287
46	VA	0.50	0/963	0.61	0/1287
47	BD	0.33	0/943	0.51	0/1265
47	WA	0.36	0/943	0.52	0/1265
48	CD	0.35	0/501	0.48	0/664
48	XA	0.37	0/501	0.52	0/664
49	DD	0.42	0/745	0.55	0/992
49	YA	0.49	0/745	0.58	0/992
50	ED	0.40	0/716	0.59	0/963
50	ZA	0.34	0/716	0.56	0/963
51	AB	0.47	0/836	0.57	0/1117
51	FD	0.48	0/836	0.58	0/1117
52	BB	0.46	0/579	0.54	0/768
52	GD	0.41	0/579	0.52	0/768
53	CB	0.32	0/680	0.50	0/915
53	HD	0.30	0/680	0.51	0/915
54	DB	0.36	0/764	0.53	0/1006
54	ID	0.40	0/764	0.54	0/1006
55	EB	0.31	0/212	0.48	0/277
55	JD	0.31	0/212	0.46	0/277
All	All	0.71	100/320836 (0.0%)	1.12	1584/479388 (0.3%)

Chiral center outliers are detected by calculating the chiral volume of a chiral center and verifying if

the center is modelled as a planar moiety or with the opposite hand. A planarity outlier is detected by checking planarity of atoms in a peptide group, atoms in a mainchain group or atoms of a sidechain that are expected to be planar.

Mol	Chain	#Chirality outliers	#Planarity outliers
21	U	0	1

All (100) bond length outliers are listed below:

Mol	Chain	Res	Type	Atoms	Z	Observed(Å)	Ideal(Å)
5	E	237	GLU	CG-CD	10.38	1.67	1.51
5	E	237	GLU	CB-CG	8.22	1.67	1.52
38	SC	12	CYS	CB-SG	8.17	1.96	1.82
38	NA	12	CYS	CB-SG	7.71	1.95	1.82
2	GB	1780	A	N9-C4	-7.60	1.33	1.37
2	B	576	U	C2-N3	7.58	1.43	1.37
2	B	1599	C	N1-C6	-7.08	1.32	1.37
2	B	734	A	N9-C4	-7.04	1.33	1.37
2	B	2593	U	C4-O4	7.03	1.29	1.23
5	JB	237	GLU	CB-CG	6.84	1.65	1.52
2	GB	1972	A	N9-C4	-6.81	1.33	1.37
2	B	727	A	N7-C5	-6.80	1.35	1.39
2	B	751	A	N3-C4	-6.78	1.30	1.34
2	B	795	C	N1-C6	-6.78	1.33	1.37
2	B	71	A	N9-C4	-6.65	1.33	1.37
2	B	2593	U	C2-N3	6.58	1.42	1.37
2	GB	960	A	N9-C4	-6.57	1.33	1.37
2	GB	576	U	N3-C4	6.56	1.44	1.38
5	JB	237	GLU	CG-CD	6.50	1.61	1.51
2	GB	2593	U	C2-N3	6.46	1.42	1.37
2	GB	2028	U	C2-N3	6.43	1.42	1.37
2	GB	1382	G	C6-O6	6.37	1.29	1.24
5	E	237	GLU	CD-OE2	6.30	1.32	1.25
2	B	1963	U	N1-C2	6.25	1.44	1.38
2	B	784	A	C6-N1	-6.21	1.31	1.35
2	GB	2542	A	N9-C4	-6.19	1.34	1.37
2	B	1762	A	N9-C4	6.16	1.41	1.37
2	B	459	U	C2-N3	-6.13	1.33	1.37
2	B	733	G	N7-C5	6.13	1.43	1.39
2	GB	2060	A	N9-C4	-6.12	1.34	1.37
2	GB	2590	A	N9-C4	-6.09	1.34	1.37
2	GB	576	U	C2-N3	6.09	1.42	1.37
2	B	1599	C	N3-C4	-6.08	1.29	1.33
2	B	1802	A	N9-C4	-6.08	1.34	1.37
2	B	802	A	N3-C4	-5.98	1.31	1.34

Continued on next page...

Continued from previous page...

Mol	Chain	Res	Type	Atoms	Z	Observed(Å)	Ideal(Å)
2	GB	1762	A	C5-C6	5.95	1.46	1.41
2	B	1382	G	C6-O6	5.94	1.29	1.24
2	B	1802	A	N3-C4	-5.91	1.31	1.34
2	B	775	G	C6-N1	-5.88	1.35	1.39
2	B	1612	C	N1-C6	-5.86	1.33	1.37
2	B	2032	G	N9-C8	5.86	1.42	1.37
2	B	1783	A	N9-C4	-5.85	1.34	1.37
2	B	1938	A	N9-C4	-5.83	1.34	1.37
2	B	2602	A	N9-C4	5.80	1.41	1.37
2	B	2060	A	N9-C4	-5.79	1.34	1.37
2	B	751	A	N9-C4	-5.77	1.34	1.37
2	B	2602	A	N3-C4	5.75	1.38	1.34
2	B	201	C	N1-C6	-5.74	1.33	1.37
2	B	1783	A	N3-C4	-5.70	1.31	1.34
2	B	1793	C	N3-C4	-5.67	1.29	1.33
2	B	2590	A	N9-C4	-5.65	1.34	1.37
2	GB	576	U	C4-O4	5.65	1.28	1.23
1	A	1468	A	N9-C4	-5.59	1.34	1.37
2	B	751	A	C6-N1	-5.58	1.31	1.35
2	B	1571	A	N9-C4	-5.57	1.34	1.37
2	GB	1275	A	N9-C4	-5.51	1.34	1.37
2	B	1377	G	N7-C5	-5.50	1.35	1.39
2	B	1829	A	N9-C4	-5.46	1.34	1.37
2	B	1814	G	N3-C4	-5.45	1.31	1.35
1	FB	1451	A	N9-C4	5.43	1.41	1.37
2	B	472	A	N7-C5	-5.42	1.36	1.39
2	GB	1142(B)	A	N9-C4	-5.40	1.34	1.37
2	B	1807	G	N7-C5	-5.40	1.36	1.39
2	GB	1671	U	C4-O4	5.38	1.27	1.23
2	B	34	C	N1-C6	5.38	1.40	1.37
2	GB	795	C	N3-C4	-5.38	1.30	1.33
2	B	73	A	N3-C4	-5.37	1.31	1.34
2	GB	1026	U	N1-C2	5.37	1.43	1.38
2	GB	2602	A	N9-C4	5.36	1.41	1.37
2	B	515	A	N3-C4	-5.35	1.31	1.34
2	B	960	A	N9-C4	-5.35	1.34	1.37
2	GB	2249	U	C4-O4	5.35	1.27	1.23
2	B	1790	C	N3-C4	-5.33	1.30	1.33
2	GB	2593	U	C4-O4	5.33	1.27	1.23
2	GB	34	C	N1-C6	5.30	1.40	1.37
2	GB	2451	A	N9-C4	-5.28	1.34	1.37
2	GB	2580	U	C4-O4	5.28	1.27	1.23

Continued on next page...

Continued from previous page...

Mol	Chain	Res	Type	Atoms	Z	Observed(Å)	Ideal(Å)
2	B	576	U	N3-C4	5.26	1.43	1.38
2	B	448	U	N1-C2	-5.23	1.33	1.38
2	B	2781	A	N9-C4	-5.23	1.34	1.37
2	B	693	C	N3-C4	-5.22	1.30	1.33
2	B	2610	C	C2-O2	5.20	1.29	1.24
2	B	771	G	C2-N3	-5.19	1.28	1.32
2	B	1847	A	N9-C4	5.18	1.41	1.37
2	GB	2602	A	C6-N1	5.17	1.39	1.35
2	B	1602	U	C4-O4	5.17	1.27	1.23
2	B	471	A	N3-C4	-5.15	1.31	1.34
2	B	706	A	N9-C4	-5.14	1.34	1.37
2	B	1375	C	N3-C4	-5.12	1.30	1.33
2	B	1972	A	N9-C4	-5.11	1.34	1.37
2	GB	2602	A	C5-C4	5.08	1.42	1.38
5	E	28	GLU	CG-CD	5.08	1.59	1.51
2	GB	1271	G	N9-C8	-5.08	1.34	1.37
2	GB	2602	A	N3-C4	5.05	1.37	1.34
2	B	1762	A	N3-C4	5.04	1.37	1.34
2	GB	761	A	N9-C4	-5.04	1.34	1.37
2	B	466	A	N3-C4	-5.03	1.31	1.34
2	GB	1620	G	C5-C6	-5.03	1.37	1.42
2	GB	1671	U	C2-N3	5.01	1.41	1.37
2	GB	1762	A	C6-N6	5.00	1.38	1.33

All (1584) bond angle outliers are listed below:

Mol	Chain	Res	Type	Atoms	Z	Observed(°)	Ideal(°)
2	B	298	G	N1-C6-O6	16.25	129.65	119.90
2	B	2593	U	N3-C4-C5	-15.20	105.48	114.60
2	B	2593	U	C6-N1-C2	-14.08	112.55	121.00
2	GB	2593	U	N3-C4-C5	-13.88	106.27	114.60
2	B	2032	G	C4-C5-N7	13.65	116.26	110.80
2	B	576	U	N3-C4-O4	13.61	128.93	119.40
2	B	1352	U	O5'-P-OP2	-13.56	93.50	105.70
2	B	1382	G	C5-C6-N1	-13.35	104.82	111.50
2	B	450	G	C5-C6-N1	-13.32	104.84	111.50
2	B	2032	G	C5-N7-C8	-13.30	97.65	104.30
2	B	1647	G	O5'-P-OP1	-12.79	94.19	105.70
2	GB	298	G	N1-C6-O6	12.71	127.53	119.90
2	B	298	G	C6-C5-N7	-12.33	123.00	130.40
2	B	2576	G	O5'-P-OP2	-11.89	95.00	105.70
2	GB	2593	U	C6-N1-C2	-11.60	114.04	121.00

Continued on next page...

Continued from previous page...

Mol	Chain	Res	Type	Atoms	Z	Observed(°)	Ideal(°)
2	B	2593	U	N3-C4-O4	11.44	127.41	119.40
2	GB	298	G	C4-C5-N7	11.22	115.29	110.80
2	B	1828	G	C5-C6-N1	-11.20	105.90	111.50
2	B	1602	U	N3-C4-C5	-11.19	107.89	114.60
2	GB	1790	C	C5-C4-N4	11.12	127.98	120.20
2	B	298	G	C4-C5-N7	11.01	115.20	110.80
2	GB	298	G	C6-C5-N7	-10.94	123.83	130.40
2	B	1671	U	N3-C4-O4	10.81	126.97	119.40
2	B	298	G	C5-C6-O6	-10.77	122.14	128.60
2	B	298	G	C5-N7-C8	-10.73	98.94	104.30
2	GB	298	G	C5-N7-C8	-10.71	98.94	104.30
2	B	1790	C	C5-C4-N4	10.68	127.67	120.20
2	B	1382	G	N3-C2-N2	-10.65	112.44	119.90
2	GB	1382	G	C5-C6-N1	-10.61	106.20	111.50
2	GB	2249	U	N3-C4-C5	-10.58	108.25	114.60
2	B	570	G	C5-C6-N1	-10.52	106.24	111.50
2	B	1382	G	C2-N3-C4	-10.41	106.69	111.90
2	GB	1352	U	O5'-P-OP2	-10.38	96.36	105.70
2	GB	1671	U	N3-C4-O4	10.24	126.57	119.40
2	GB	576	U	N3-C4-O4	10.23	126.56	119.40
2	B	751	A	O5'-P-OP2	-10.22	96.50	105.70
2	B	784	A	N1-C6-N6	-10.22	112.47	118.60
2	B	568	U	N3-C4-C5	-10.19	108.49	114.60
2	B	2032	G	N3-C4-C5	10.19	133.69	128.60
2	B	943	U	O5'-P-OP1	-10.13	96.58	105.70
2	GB	2576	G	O5'-P-OP2	-10.08	96.62	105.70
2	B	2028	U	N3-C4-C5	-10.07	108.56	114.60
2	B	2593	U	N1-C2-O2	-10.06	115.76	122.80
2	GB	298	G	N7-C8-N9	10.02	118.11	113.10
2	B	1828	G	C4-C5-N7	-9.99	106.80	110.80
1	A	754	C	N1-C2-O2	9.81	124.78	118.90
2	B	2593	U	N1-C2-N3	9.79	120.78	114.90
2	GB	2592	G	O5'-P-OP2	-9.79	96.89	105.70
2	B	2028	U	N3-C4-O4	9.71	126.20	119.40
2	B	298	G	N7-C8-N9	9.64	117.92	113.10
2	B	2593	U	C4-C5-C6	9.60	125.46	119.70
2	GB	2061	G	N1-C6-O6	9.59	125.65	119.90
2	B	2032	G	N1-C6-O6	9.57	125.64	119.90
2	GB	1671	U	N3-C4-C5	-9.49	108.91	114.60
2	B	576	U	C5-C6-N1	9.47	127.44	122.70
1	A	754	C	C2-N1-C1'	9.42	129.16	118.80
2	B	2592	G	O5'-P-OP2	-9.37	97.27	105.70

Continued on next page...

Continued from previous page...

Mol	Chain	Res	Type	Atoms	Z	Observed(°)	Ideal(°)
2	B	2685	G	C5-C6-N1	-9.31	106.85	111.50
2	B	530	G	N1-C6-O6	-9.29	114.33	119.90
2	GB	570	G	C5-C6-N1	-9.14	106.93	111.50
2	GB	801	G	N1-C6-O6	-9.08	114.45	119.90
1	FB	1397	C	C6-N1-C2	-9.06	116.68	120.30
1	A	1397	C	C6-N1-C2	-9.05	116.68	120.30
2	GB	1790	C	N3-C4-N4	-9.04	111.67	118.00
1	FB	754	C	C2-N1-C1'	9.04	128.74	118.80
2	B	2419	U	N3-C4-C5	-9.00	109.20	114.60
2	GB	1789	A	O5'-P-OP1	-9.00	97.60	105.70
2	GB	945	A	N1-C6-N6	8.98	123.99	118.60
2	B	945	A	N1-C6-N6	8.92	123.95	118.60
2	GB	1790	C	N3-C2-O2	-8.90	115.67	121.90
2	GB	298	G	C5-C6-O6	-8.87	123.28	128.60
2	GB	2610	C	C6-N1-C2	8.88	123.85	120.30
2	B	1578	U	N3-C2-O2	-8.86	116.00	122.20
2	B	1790	C	N3-C4-N4	-8.86	111.80	118.00
1	FB	754	C	N1-C2-O2	8.80	124.18	118.90
2	B	2249	U	N3-C4-C5	-8.78	109.33	114.60
2	GB	450	G	C5-C6-N1	-8.77	107.11	111.50
2	B	1773	A	C8-N9-C4	-8.77	102.29	105.80
2	B	787	U	O5'-P-OP2	-8.73	97.84	105.70
2	B	1829	A	O5'-P-OP1	-8.71	97.86	105.70
2	GB	1828	G	C5-C6-N1	-8.70	107.15	111.50
2	GB	775	G	O5'-P-OP2	-8.70	97.87	105.70
2	B	450	G	C4-C5-C6	8.67	124.00	118.80
1	A	775	G	N1-C6-O6	8.65	125.09	119.90
2	GB	2593	U	N3-C4-O4	8.59	125.41	119.40
2	GB	1828	G	C5-C6-O6	8.55	133.73	128.60
2	GB	2028	U	N3-C4-C5	-8.54	109.48	114.60
2	GB	751	A	O5'-P-OP2	-8.53	98.02	105.70
2	B	1671	U	N3-C4-C5	-8.53	109.48	114.60
2	B	1828	G	N9-C4-C5	8.52	108.81	105.40
2	GB	576	U	C5-C6-N1	8.51	126.95	122.70
2	B	576	U	C6-N1-C2	-8.49	115.91	121.00
2	B	1647	G	O5'-P-OP2	8.49	120.88	110.70
2	B	2061	G	OP2-P-O3'	8.48	123.86	105.20
2	B	1304	C	C6-N1-C2	8.47	123.69	120.30
2	B	2032	G	N7-C8-N9	8.47	117.34	113.10
2	GB	2419	U	C6-N1-C2	-8.46	115.92	121.00
2	B	1790	C	N3-C2-O2	-8.42	116.01	121.90
2	GB	197	A	O5'-P-OP2	-8.37	98.17	105.70

Continued on next page...

Continued from previous page...

Mol	Chain	Res	Type	Atoms	Z	Observed(°)	Ideal(°)
2	B	1602	U	C4-C5-C6	8.35	124.71	119.70
2	B	576	U	C5-C4-O4	-8.33	120.90	125.90
2	B	678	C	N3-C4-C5	8.32	125.23	121.90
1	FB	242	C	C6-N1-C2	8.32	123.63	120.30
2	B	1142(B)	A	C2-N3-C4	-8.31	106.45	110.60
2	B	1471	A	C8-N9-C4	-8.28	102.49	105.80
2	GB	527	C	C2-N1-C1'	8.27	127.90	118.80
2	GB	784	A	N1-C6-N6	-8.26	113.65	118.60
2	B	848	G	O5'-P-OP2	-8.24	98.28	105.70
2	B	527	C	C2-N1-C1'	8.22	127.85	118.80
2	GB	1602	U	N3-C4-C5	-8.22	109.67	114.60
2	B	791	C	N3-C4-C5	8.21	125.19	121.90
2	B	1382	G	N1-C2-N3	8.20	128.82	123.90
1	A	754	C	C6-N1-C2	-8.18	117.03	120.30
2	GB	2685	G	C5-C6-N1	-8.18	107.41	111.50
2	B	459	U	N3-C2-O2	-8.16	116.49	122.20
2	B	2505	G	C5-C6-O6	8.15	133.49	128.60
2	B	138	G	N1-C6-O6	8.13	124.78	119.90
2	B	795	C	C5-C6-N1	-8.12	116.94	121.00
2	B	2419	U	C6-N1-C2	-8.11	116.13	121.00
2	GB	1828	G	N9-C4-C5	8.09	108.64	105.40
2	B	585	G	OP2-P-O3'	8.08	122.98	105.20
2	B	701	G	C5-C6-O6	-8.04	123.78	128.60
2	B	2061	G	N1-C6-O6	8.04	124.72	119.90
2	B	2032	G	C5-C6-O6	-8.02	123.79	128.60
2	GB	2032	G	C5-N7-C8	-8.02	100.29	104.30
2	B	795	C	C4-C5-C6	8.02	121.41	117.40
2	GB	695	G	N1-C6-O6	8.02	124.71	119.90
2	GB	568	U	N3-C4-C5	-8.02	109.79	114.60
2	GB	1632	A	N1-C6-N6	8.02	123.41	118.60
2	B	1828	G	C5-C6-O6	8.00	133.40	128.60
2	GB	1828	G	C4-C5-N7	-7.97	107.61	110.80
2	GB	943	U	O5'-P-OP1	-7.95	98.54	105.70
2	B	2685	G	N3-C2-N2	-7.95	114.33	119.90
2	B	1790	C	N1-C2-N3	7.95	124.77	119.20
2	B	979	G	N1-C6-O6	7.94	124.67	119.90
2	GB	1471	A	C8-N9-C4	-7.94	102.62	105.80
2	GB	2061	G	OP2-P-O3'	7.94	122.66	105.20
2	GB	1667	G	C5-C6-O6	7.93	133.36	128.60
2	B	1814	G	C4-C5-N7	-7.93	107.63	110.80
1	A	754	C	C5-C6-N1	7.89	124.94	121.00
2	GB	2028	U	N3-C4-O4	7.88	124.92	119.40

Continued on next page...

Continued from previous page...

Mol	Chain	Res	Type	Atoms	Z	Observed(°)	Ideal(°)
2	B	788	A	O5'-P-OP1	-7.87	98.62	105.70
2	B	1940	U	N3-C4-C5	-7.84	109.89	114.60
2	B	771	G	N3-C2-N2	-7.83	114.42	119.90
2	B	2435	A	C8-N9-C4	-7.83	102.67	105.80
2	GB	1790	C	C6-N1-C1'	7.83	130.19	120.80
2	B	1780	A	C8-N9-C4	7.80	108.92	105.80
2	GB	2447	G	C8-N9-C4	7.79	109.52	106.40
2	GB	1664	A	C8-N9-C4	-7.78	102.69	105.80
2	B	2610	C	N1-C2-O2	7.78	123.57	118.90
2	GB	2685	G	N3-C2-N2	-7.76	114.47	119.90
2	B	1602	U	C6-N1-C2	-7.75	116.35	121.00
2	GB	2249	U	C6-N1-C2	-7.74	116.36	121.00
2	B	11	G	C8-N9-C4	-7.74	103.31	106.40
1	A	1397	C	C5-C6-N1	7.73	124.86	121.00
2	GB	1814	G	C5-C6-N1	-7.72	107.64	111.50
2	GB	510	C	O5'-P-OP2	-7.71	98.76	105.70
2	B	298	G	C2-N3-C4	-7.70	108.05	111.90
2	GB	2028	U	C6-N1-C2	-7.70	116.38	121.00
2	GB	791	C	C6-N1-C2	7.68	123.37	120.30
1	FB	775	G	N1-C6-O6	7.67	124.50	119.90
1	FB	1397	C	C5-C6-N1	7.66	124.83	121.00
2	B	72	U	O5'-P-OP2	-7.65	98.81	105.70
2	GB	1327	C	N1-C2-O2	-7.65	114.31	118.90
2	GB	2408	U	C5-C6-N1	7.65	126.52	122.70
2	B	804	A	OP1-P-O3'	7.65	122.02	105.20
2	GB	195	A	C5-N7-C8	-7.64	100.08	103.90
2	B	2402	C	C6-N1-C2	-7.64	117.24	120.30
2	GB	695	G	C5-C6-N1	-7.64	107.68	111.50
2	B	528	A	C2-N3-C4	-7.63	106.78	110.60
2	B	2297	C	O5'-P-OP1	-7.61	98.86	105.70
2	B	1790	C	O4'-C1'-N1	7.60	114.28	108.20
2	B	1026	U	N1-C2-O2	7.59	128.11	122.80
2	B	187	G	C5-C6-O6	-7.58	124.05	128.60
2	B	56	A	C2-N3-C4	-7.57	106.81	110.60
2	B	775	G	N1-C6-O6	-7.56	115.37	119.90
1	A	1397	C	O4'-C1'-N1	7.54	114.24	108.20
2	GB	785	G	O5'-P-OP1	-7.54	98.91	105.70
2	B	1352	U	O5'-P-OP1	7.53	119.74	110.70
2	B	459	U	N1-C2-O2	7.52	128.07	122.80
2	GB	527	C	C6-N1-C1'	-7.51	111.79	120.80
2	GB	1790	C	N1-C2-N3	7.49	124.45	119.20
2	GB	1647	G	O5'-P-OP1	-7.49	98.96	105.70

Continued on next page...

Continued from previous page...

Mol	Chain	Res	Type	Atoms	Z	Observed(°)	Ideal(°)
2	B	2317	C	N1-C2-O2	7.49	123.39	118.90
2	GB	2505	G	C5-C6-O6	7.45	133.07	128.60
2	B	1632	A	N1-C6-N6	7.43	123.06	118.60
2	GB	2061	G	C6-C5-N7	-7.42	125.95	130.40
2	GB	2032	G	C4-C5-N7	7.41	113.77	110.80
2	B	2249	U	C6-N1-C2	-7.40	116.56	121.00
2	B	1827	C	C6-N1-C2	-7.39	117.34	120.30
2	B	576	U	N3-C4-C5	-7.39	110.17	114.60
2	GB	929	G	N1-C6-O6	7.37	124.32	119.90
2	GB	209	C	N3-C4-C5	7.35	124.84	121.90
2	GB	2593	U	C4-C5-C6	7.35	124.11	119.70
2	B	809	G	N3-C4-C5	-7.35	124.93	128.60
2	B	2509	G	N1-C6-O6	7.35	124.31	119.90
2	B	729	G	C5-C6-O6	-7.34	124.20	128.60
2	GB	1790	C	C4-C5-C6	7.32	121.06	117.40
2	GB	1966	A	N1-C6-N6	-7.32	114.21	118.60
2	GB	1667	G	N9-C4-C5	7.32	108.33	105.40
2	B	801	G	N1-C6-O6	-7.32	115.51	119.90
2	GB	576	U	C6-N1-C2	-7.32	116.61	121.00
2	B	729	G	C4-C5-N7	7.31	113.72	110.80
2	B	1327	C	N1-C2-O2	-7.30	114.52	118.90
2	B	1790	C	C6-N1-C2	-7.29	117.38	120.30
2	B	1332	G	O5'-P-OP2	-7.29	99.14	105.70
2	GB	298	G	C8-N9-C4	-7.28	103.49	106.40
2	GB	945	A	C5-C6-N6	-7.28	117.88	123.70
2	B	2610	C	C6-N1-C2	7.27	123.21	120.30
2	GB	1026	U	C2-N1-C1'	7.27	126.42	117.70
2	B	1382	G	N3-C4-N9	-7.26	121.65	126.00
2	GB	2593	U	N1-C2-O2	-7.26	117.72	122.80
2	B	1841	U	N3-C4-C5	-7.25	110.25	114.60
2	GB	530	G	N1-C6-O6	-7.25	115.55	119.90
2	GB	140	A	N7-C8-N9	7.24	117.42	113.80
2	GB	1026	U	N1-C2-O2	7.24	127.87	122.80
2	B	1821	A	C8-N9-C4	7.23	108.69	105.80
2	B	1333	C	N3-C4-C5	7.20	124.78	121.90
2	B	1632	A	C4-C5-N7	7.20	114.30	110.70
2	B	2058	A	C8-N9-C4	-7.20	102.92	105.80
2	B	731	C	C6-N1-C2	7.19	123.18	120.30
2	B	2685	G	N3-C4-N9	-7.18	121.69	126.00
2	B	1936	A	N1-C6-N6	7.18	122.91	118.60
2	B	510	C	O5'-P-OP2	-7.18	99.24	105.70
2	GB	2317	C	N1-C2-O2	7.17	123.20	118.90

Continued on next page...

Continued from previous page...

Mol	Chain	Res	Type	Atoms	Z	Observed(°)	Ideal(°)
2	B	681	G	C8-N9-C4	7.16	109.27	106.40
2	GB	129	C	C6-N1-C2	7.16	123.16	120.30
2	B	450	G	C4-C5-N7	-7.16	107.94	110.80
2	B	1364	G	C8-N9-C4	-7.16	103.54	106.40
2	GB	228	A	N1-C6-N6	7.15	122.89	118.60
2	B	277	C	N1-C2-O2	7.14	123.18	118.90
2	B	2028	U	C6-N1-C2	-7.14	116.72	121.00
2	GB	1790	C	O4'-C1'-N1	7.12	113.90	108.20
2	B	2505	G	N9-C4-C5	7.12	108.25	105.40
2	GB	741	G	O5'-P-OP2	-7.11	99.30	105.70
2	B	2447	G	N1-C6-O6	7.11	124.16	119.90
2	B	2036	C	C6-N1-C2	-7.10	117.46	120.30
1	FB	351	G	OP2-P-O3'	7.10	120.81	105.20
2	B	2544	G	N1-C6-O6	7.09	124.15	119.90
2	B	1814	G	C5-C6-N1	-7.08	107.96	111.50
1	A	242	C	C6-N1-C2	7.08	123.13	120.30
2	B	2508	G	C5-C6-N1	-7.08	107.96	111.50
2	B	778	G	N1-C6-O6	7.07	124.14	119.90
38	SC	12	CYS	CA-CB-SG	7.07	126.72	114.00
1	A	770	C	C6-N1-C2	7.06	123.12	120.30
2	B	2602	A	OP1-P-O3'	7.05	120.72	105.20
2	GB	527	C	N1-C2-O2	7.05	123.13	118.90
2	B	471	A	N1-C2-N3	7.04	132.82	129.30
1	FB	1397	C	O4'-C1'-N1	7.04	113.83	108.20
2	GB	2447	G	N1-C6-O6	7.03	124.12	119.90
2	GB	2685	G	N9-C4-C5	7.03	108.21	105.40
2	B	1661	G	C5-C6-O6	-7.02	124.39	128.60
2	B	783	A	O5'-P-OP1	-7.01	99.39	105.70
2	B	1333	C	C4-C5-C6	-7.01	113.89	117.40
2	B	1823	G	C5-C6-N1	-7.01	107.99	111.50
2	GB	2581	G	C8-N9-C4	-7.00	103.60	106.40
2	GB	72	U	O5'-P-OP2	-7.00	99.40	105.70
2	B	240	G	C4-C5-N7	-6.99	108.00	110.80
2	B	1635	G	OP2-P-O3'	6.99	120.58	105.20
2	GB	1537	C	C6-N1-C2	-6.99	117.50	120.30
2	B	527	C	C6-N1-C1'	-6.98	112.43	120.80
2	B	1984	G	C6-C5-N7	-6.96	126.23	130.40
2	GB	2059	A	C8-N9-C4	6.95	108.58	105.80
2	GB	2419	U	N3-C4-C5	-6.95	110.43	114.60
2	B	277	C	C2-N1-C1'	6.94	126.44	118.80
2	B	816	C	C6-N1-C2	-6.94	117.52	120.30
2	GB	2610	C	N1-C2-O2	6.94	123.06	118.90

Continued on next page...

Continued from previous page...

Mol	Chain	Res	Type	Atoms	Z	Observed(°)	Ideal(°)
2	B	1382	G	N1-C6-O6	6.94	124.06	119.90
2	GB	568	U	C6-N1-C2	-6.93	116.84	121.00
2	B	210	C	C6-N1-C2	6.93	123.07	120.30
2	B	945	A	C4-C5-N7	6.93	114.17	110.70
1	FB	770	C	C6-N1-C2	6.93	123.07	120.30
2	B	2210	G	O4'-C1'-N9	6.92	113.74	108.20
2	B	1026	U	C2-N1-C1'	6.91	125.99	117.70
2	B	701	G	N1-C6-O6	6.91	124.05	119.90
2	GB	277	C	C2-N1-C1'	6.89	126.38	118.80
2	GB	2685	G	N3-C4-N9	-6.89	121.86	126.00
2	GB	330	A	C2-N3-C4	-6.89	107.16	110.60
2	GB	1781	C	C6-N1-C2	6.89	123.06	120.30
2	B	2505	G	C8-N9-C4	-6.88	103.65	106.40
2	B	251	A	N1-C6-N6	-6.87	114.48	118.60
2	B	1984	G	C4-N9-C1'	6.87	135.43	126.50
2	B	450	G	C5-C6-O6	6.87	132.72	128.60
2	B	1814	G	C5-C6-O6	6.87	132.72	128.60
2	GB	527	C	C5-C6-N1	6.86	124.43	121.00
2	B	327	G	O5'-P-OP2	-6.86	99.53	105.70
2	GB	1971	A	C8-N9-C4	6.86	108.54	105.80
2	B	945	A	C6-C5-N7	-6.86	127.50	132.30
1	A	754	C	N3-C2-O2	-6.86	117.10	121.90
2	GB	512	G	O4'-C1'-N9	6.86	113.69	108.20
2	GB	1428	C	C6-N1-C2	6.86	123.04	120.30
2	GB	1756	G	N1-C6-O6	6.85	124.01	119.90
2	B	527	C	N1-C2-O2	6.84	123.01	118.90
2	B	2576	G	OP1-P-O3'	6.84	120.26	105.20
2	GB	2593	U	C5-C6-N1	6.84	126.12	122.70
1	FB	121	C	C6-N1-C2	6.84	123.04	120.30
2	B	1343	G	N3-C4-C5	-6.84	125.18	128.60
2	GB	1650	G	N1-C6-O6	6.83	124.00	119.90
2	B	2071	A	O5'-P-OP2	-6.83	99.56	105.70
2	GB	1043	C	N3-C2-O2	-6.83	117.12	121.90
2	B	2895	U	C5-C6-N1	6.82	126.11	122.70
2	GB	2509	G	N1-C6-O6	6.82	123.99	119.90
2	GB	1333	C	N3-C4-C5	6.81	124.62	121.90
2	B	2548	G	N1-C6-O6	-6.81	115.81	119.90
2	B	189	G	C8-N9-C4	6.80	109.12	106.40
2	B	1830	C	N3-C4-C5	6.80	124.62	121.90
2	B	1790	C	C6-N1-C1'	6.79	128.95	120.80
2	B	1537	C	C5-C6-N1	6.79	124.39	121.00
2	B	733	G	N1-C6-O6	-6.79	115.83	119.90

Continued on next page...

Continued from previous page...

Mol	Chain	Res	Type	Atoms	Z	Observed(°)	Ideal(°)
2	GB	385	C	N1-C2-O2	6.78	122.97	118.90
2	B	2593	U	C5-C6-N1	6.78	126.09	122.70
2	B	1823	G	C2-N3-C4	-6.78	108.51	111.90
2	B	2556	C	N1-C2-O2	6.78	122.97	118.90
2	B	944	G	N3-C2-N2	-6.77	115.16	119.90
2	GB	2554	U	O5'-P-OP1	-6.77	99.61	105.70
2	B	1773	A	N7-C8-N9	6.76	117.18	113.80
2	B	568	U	C5-C4-O4	6.75	129.95	125.90
2	GB	1788	C	OP1-P-O3'	6.75	120.05	105.20
2	B	792	G	C5-C6-O6	6.75	132.65	128.60
2	GB	2616	C	C6-N1-C2	6.75	123.00	120.30
2	B	2449	U	N3-C4-O4	6.75	124.12	119.40
1	A	788	U	N3-C2-O2	-6.74	117.48	122.20
2	GB	34	C	C5-C6-N1	6.74	124.37	121.00
2	GB	979	G	N1-C6-O6	6.74	123.94	119.90
2	B	568	U	C4-C5-C6	6.74	123.74	119.70
2	B	784	A	C5-C6-N6	6.74	129.09	123.70
2	B	2554	U	O5'-P-OP1	-6.74	99.64	105.70
2	B	187	G	N1-C6-O6	6.74	123.94	119.90
2	B	277	C	O4'-C1'-N1	-6.73	102.81	108.20
2	B	1202	C	N3-C4-C5	-6.73	119.21	121.90
2	B	1790	C	C4-C5-C6	6.73	120.76	117.40
2	GB	1697	G	N1-C6-O6	6.72	123.93	119.90
2	B	471	A	O5'-P-OP1	6.72	118.77	110.70
2	GB	568	U	N1-C2-O2	-6.72	118.10	122.80
2	GB	1187	G	C5-C6-N1	-6.71	108.14	111.50
2	B	787	U	O5'-P-OP1	6.71	118.75	110.70
2	B	197	A	OP2-P-O3'	6.71	119.96	105.20
2	GB	2685	G	C4-C5-N7	-6.71	108.12	110.80
2	B	1841	U	N3-C4-O4	6.70	124.09	119.40
2	B	138	G	C4-C5-N7	6.69	113.47	110.80
2	B	568	U	C6-N1-C2	-6.69	116.99	121.00
2	B	1187	G	C5-C6-N1	-6.68	108.16	111.50
2	GB	401	A	N1-C6-N6	-6.68	114.59	118.60
2	B	2028	U	C4-C5-C6	6.68	123.71	119.70
2	B	2430	A	C8-N9-C4	-6.68	103.13	105.80
1	A	324	G	C4-N9-C1'	-6.67	117.83	126.50
2	B	1814	G	N9-C4-C5	6.67	108.07	105.40
2	GB	665	C	C6-N1-C2	6.67	122.97	120.30
1	A	557	G	N3-C4-C5	-6.67	125.27	128.60
2	B	1605	C	N1-C2-O2	-6.67	114.90	118.90
2	B	2318	G	N1-C6-O6	6.66	123.90	119.90

Continued on next page...

Continued from previous page...

Mol	Chain	Res	Type	Atoms	Z	Observed(°)	Ideal(°)
2	GB	298	G	C2-N3-C4	-6.66	108.57	111.90
1	FB	22	G	N1-C6-O6	6.66	123.90	119.90
2	B	59	U	N3-C2-O2	-6.66	117.54	122.20
2	B	809	G	OP1-P-O3'	6.65	119.83	105.20
2	GB	450	G	C4-C5-C6	6.65	122.79	118.80
2	B	1680	U	N3-C4-C5	-6.62	110.63	114.60
2	B	2435	A	N7-C8-N9	6.62	117.11	113.80
2	GB	1984	G	C4-N9-C1'	6.62	135.10	126.50
2	B	2598	A	O5'-P-OP2	-6.62	99.75	105.70
2	GB	1774	C	C6-N1-C2	6.62	122.95	120.30
2	GB	2570	G	C5-C6-N1	-6.62	108.19	111.50
2	B	1647	G	N3-C4-N9	-6.61	122.03	126.00
2	B	2689	U	C2-N1-C1'	6.61	125.63	117.70
2	GB	2576	G	C4-C5-N7	6.61	113.44	110.80
2	B	2465	C	C6-N1-C2	-6.59	117.66	120.30
2	GB	760	G	C6-C5-N7	-6.59	126.44	130.40
2	B	1451	C	C6-N1-C2	6.59	122.94	120.30
2	GB	1984	G	C8-N9-C1'	-6.59	118.43	127.00
2	B	2209	C	C6-N1-C2	6.59	122.94	120.30
2	GB	974(A)	G	N1-C6-O6	6.59	123.85	119.90
2	B	1602	U	N1-C2-N3	6.59	118.85	114.90
2	GB	2681	C	C5-C6-N1	-6.59	117.71	121.00
2	B	679	C	N3-C4-C5	6.58	124.53	121.90
1	FB	754	C	C5-C6-N1	6.58	124.29	121.00
2	B	298	G	C5-C6-N1	-6.58	108.21	111.50
2	B	1247	A	O5'-P-OP2	-6.57	99.78	105.70
2	B	776	G	C5-C6-N1	-6.57	108.21	111.50
2	GB	1635	G	OP2-P-O3'	6.57	119.65	105.20
2	GB	2580	U	N3-C4-C5	-6.57	110.66	114.60
2	B	11	G	N7-C8-N9	6.57	116.38	113.10
2	GB	1790	C	C6-N1-C2	-6.56	117.67	120.30
2	B	1471	A	N7-C8-N9	6.56	117.08	113.80
1	FB	848	C	C6-N1-C2	-6.56	117.68	120.30
2	GB	1382	G	N1-C6-O6	6.56	123.83	119.90
2	B	262	A	N1-C6-N6	6.55	122.53	118.60
2	B	2570	G	C5-C6-N1	-6.55	108.22	111.50
2	B	1606	G	N3-C4-C5	-6.55	125.33	128.60
2	B	2609	U	C5-C6-N1	-6.55	119.42	122.70
2	GB	2210	G	O4'-C1'-N9	6.55	113.44	108.20
2	B	2430	A	C4-N9-C1'	6.54	138.08	126.30
2	B	945	A	C5-C6-N6	-6.54	118.47	123.70
2	B	2575	C	C6-N1-C2	-6.54	117.68	120.30

Continued on next page...

Continued from previous page...

Mol	Chain	Res	Type	Atoms	Z	Observed(°)	Ideal(°)
2	B	570	G	C4-C5-N7	-6.54	108.19	110.80
2	B	878	A	O4'-C1'-N9	6.54	113.43	108.20
1	FB	1452	C	C6-N1-C2	-6.53	117.69	120.30
2	GB	2447	G	OP1-P-O3'	6.53	119.56	105.20
2	B	16	G	C5-C6-N1	-6.52	108.24	111.50
2	B	573	G	C4-N9-C1'	6.52	134.98	126.50
2	B	1043	C	N3-C2-O2	-6.52	117.34	121.90
2	B	140	A	N7-C8-N9	6.52	117.06	113.80
2	B	240	G	C5-C6-O6	6.51	132.51	128.60
2	GB	2575	C	C6-N1-C2	-6.51	117.69	120.30
2	B	2070	G	N1-C2-N3	6.50	127.80	123.90
1	A	1393	U	C6-N1-C2	-6.49	117.11	121.00
2	B	1821	A	C2-N3-C4	-6.49	107.36	110.60
2	GB	2610	C	N1-C2-N3	-6.49	114.66	119.20
2	GB	2895	U	C2-N1-C1'	6.48	125.48	117.70
2	B	1664	A	C8-N9-C4	-6.48	103.21	105.80
2	B	2061	G	C6-C5-N7	-6.48	126.51	130.40
2	GB	2598	A	O5'-P-OP1	6.47	118.47	110.70
2	B	2497	A	C4-C5-C6	-6.47	113.77	117.00
2	GB	1319	G	C5-C6-O6	-6.47	124.72	128.60
2	B	2050	C	N1-C2-O2	-6.46	115.02	118.90
1	FB	324	G	C8-N9-C1'	6.46	135.40	127.00
2	B	1626	G	N9-C4-C5	6.46	107.98	105.40
2	B	1780	A	N9-C4-C5	-6.46	103.22	105.80
2	GB	1828	G	N3-C4-N9	-6.46	122.13	126.00
2	B	510	C	C6-N1-C2	6.45	122.88	120.30
2	B	918	A	N1-C6-N6	6.45	122.47	118.60
2	B	943	U	N3-C4-C5	-6.45	110.73	114.60
2	B	576	U	N1-C2-O2	-6.45	118.29	122.80
2	B	128	C	C6-N1-C2	6.44	122.88	120.30
2	B	1828	G	N3-C2-N2	-6.44	115.39	119.90
2	GB	1191	G	O5'-P-OP2	-6.44	99.91	105.70
2	B	786	C	O5'-P-OP2	-6.43	99.91	105.70
2	B	2612	C	N1-C2-O2	6.43	122.76	118.90
2	GB	277	C	O4'-C1'-N1	-6.43	103.05	108.20
2	GB	2689	U	C2-N1-C1'	6.43	125.42	117.70
1	A	324	G	C8-N9-C1'	6.43	135.36	127.00
2	GB	1304	C	C6-N1-C2	6.43	122.87	120.30
2	B	187	G	C4-C5-N7	6.42	113.37	110.80
2	GB	2452	C	O5'-P-OP2	-6.42	99.92	105.70
2	B	1675	C	OP2-P-O3'	6.42	119.32	105.20
2	GB	277	C	N1-C2-O2	6.42	122.75	118.90

Continued on next page...

Continued from previous page...

Mol	Chain	Res	Type	Atoms	Z	Observed(°)	Ideal(°)
2	GB	821	A	N1-C6-N6	-6.42	114.75	118.60
2	B	1404	C	N1-C2-O2	6.41	122.75	118.90
2	B	2245	U	N3-C4-C5	-6.41	110.75	114.60
2	B	2447	G	C5-C6-O6	-6.41	124.75	128.60
2	GB	2593	U	N1-C2-N3	6.41	118.75	114.90
1	FB	251	G	N1-C6-O6	6.40	123.74	119.90
2	B	1256	G	C8-N9-C1'	-6.40	118.69	127.00
2	B	265	A	C5-C6-N1	-6.39	114.50	117.70
2	B	1537	C	C6-N1-C2	-6.39	117.74	120.30
2	GB	2391	G	C5-C6-N1	6.39	114.70	111.50
1	FB	1028(B)	C	C6-N1-C2	-6.39	117.74	120.30
2	B	34	C	N1-C2-O2	6.39	122.73	118.90
2	GB	2597	G	O5'-P-OP1	6.39	118.36	110.70
2	GB	2028	U	N1-C2-O2	-6.38	118.33	122.80
1	A	1393	U	N3-C4-C5	-6.38	110.77	114.60
2	B	970	C	C6-N1-C2	6.38	122.85	120.30
2	GB	878	A	O4'-C1'-N9	6.38	113.30	108.20
2	GB	11	G	C8-N9-C4	-6.37	103.85	106.40
2	B	570	G	C5-C6-O6	6.37	132.42	128.60
2	GB	2447	G	O5'-P-OP1	-6.37	99.97	105.70
2	GB	2002	G	C4-C5-N7	6.37	113.35	110.80
2	B	2241	A	C2-N3-C4	-6.36	107.42	110.60
1	FB	557	G	N3-C4-C5	-6.36	125.42	128.60
2	GB	451	C	C6-N1-C2	6.34	122.84	120.30
2	GB	707	G	C5-C6-N1	-6.34	108.33	111.50
2	B	741	G	C8-N9-C4	-6.34	103.86	106.40
2	GB	462	C	C6-N1-C2	6.34	122.83	120.30
2	GB	755	C	N1-C2-O2	-6.34	115.10	118.90
2	GB	734	A	C2-N3-C4	-6.33	107.43	110.60
38	NA	12	CYS	CA-CB-SG	6.33	125.40	114.00
2	GB	2895	U	C5-C6-N1	6.33	125.86	122.70
2	GB	2602	A	OP1-P-O3'	6.33	119.12	105.20
2	GB	1667	G	C4-C5-N7	-6.33	108.27	110.80
2	B	2318	G	C6-C5-N7	-6.32	126.61	130.40
2	GB	1129	A	C8-N9-C4	6.32	108.33	105.80
2	B	330	A	C2-N3-C4	-6.32	107.44	110.60
2	B	707	G	C5-C6-N1	-6.32	108.34	111.50
2	GB	761	A	C4-C5-C6	-6.32	113.84	117.00
2	B	862	G	C8-N9-C4	-6.32	103.87	106.40
2	B	1535	U	C2-N1-C1'	6.32	125.28	117.70
2	GB	1936	A	C4-C5-N7	6.32	113.86	110.70
2	GB	1814	G	C4-C5-N7	-6.31	108.28	110.80

Continued on next page...

Continued from previous page...

Mol	Chain	Res	Type	Atoms	Z	Observed(°)	Ideal(°)
2	B	1326	U	OP2-P-O3'	6.31	119.08	105.20
2	B	1348	G	N1-C6-O6	6.31	123.69	119.90
2	B	1633	G	N1-C6-O6	6.31	123.69	119.90
2	B	2242	G	N9-C4-C5	6.31	107.92	105.40
2	GB	747	U	C6-N1-C2	6.30	124.78	121.00
2	GB	1966	A	N9-C4-C5	6.30	108.32	105.80
2	GB	2439	A	O4'-C1'-N9	-6.30	103.16	108.20
2	B	1992	G	C2-N3-C4	6.30	115.05	111.90
2	B	59	U	N3-C4-C5	-6.30	110.82	114.60
2	GB	570	G	C8-N9-C4	-6.30	103.88	106.40
2	GB	918	A	N1-C6-N6	6.30	122.38	118.60
2	B	2010	G	C6-C5-N7	-6.29	126.63	130.40
2	GB	2847	U	C6-N1-C2	-6.29	117.23	121.00
2	B	2052	G	N1-C6-O6	6.28	123.67	119.90
2	B	2010	G	N1-C6-O6	6.28	123.67	119.90
2	B	788	A	C8-N9-C4	6.28	108.31	105.80
2	GB	1926	U	C5-C6-N1	-6.28	119.56	122.70
2	B	837	C	C6-N1-C2	-6.28	117.79	120.30
2	B	2070	G	C2-N3-C4	-6.28	108.76	111.90
1	FB	22	G	C5-C6-N1	-6.27	108.36	111.50
2	GB	1626	G	C8-N9-C4	-6.27	103.89	106.40
2	B	195	A	C5-N7-C8	-6.27	100.77	103.90
2	B	1786	A	C8-N9-C4	6.27	108.31	105.80
2	B	179	G	N1-C6-O6	6.26	123.66	119.90
2	B	391	G	N1-C6-O6	6.26	123.66	119.90
1	FB	754	C	C6-N1-C1'	-6.26	113.29	120.80
2	GB	264	C	N1-C2-O2	6.25	122.65	118.90
2	GB	1304	C	N3-C4-C5	6.24	124.40	121.90
2	GB	1535	U	C2-N1-C1'	6.24	125.19	117.70
2	B	2394	C	N1-C2-O2	6.23	122.64	118.90
2	B	58	G	C5-C6-N1	-6.23	108.39	111.50
2	B	2036	C	C5-C6-N1	6.23	124.11	121.00
2	B	761	A	N3-C4-C5	6.23	131.16	126.80
2	GB	2590	A	C8-N9-C4	6.22	108.29	105.80
2	B	1661	G	N1-C6-O6	6.22	123.63	119.90
1	FB	1038	C	C5-C6-N1	6.21	124.11	121.00
2	GB	809	G	OP1-P-O3'	6.21	118.86	105.20
2	GB	1667	G	N1-C6-O6	-6.21	116.18	119.90
2	B	1769	G	C5-C6-N1	-6.20	108.40	111.50
2	B	2598	A	O5'-P-OP1	6.20	118.14	110.70
2	B	1612	C	O5'-P-OP2	-6.20	100.12	105.70
2	GB	1187	G	N1-C6-O6	6.20	123.62	119.90

Continued on next page...

Continued from previous page...

Mol	Chain	Res	Type	Atoms	Z	Observed(°)	Ideal(°)
2	B	450	G	C2-N3-C4	-6.20	108.80	111.90
2	B	2002	G	C4-C5-N7	6.19	113.28	110.80
2	GB	568	U	C6-N1-C1'	6.19	129.87	121.20
2	B	189	G	N9-C4-C5	-6.19	102.92	105.40
2	B	1343	G	C8-N9-C4	-6.19	103.92	106.40
2	GB	732	C	N3-C4-C5	-6.19	119.42	121.90
2	B	707	G	N1-C6-O6	6.18	123.61	119.90
2	GB	570	G	C4-C5-C6	6.18	122.51	118.80
2	B	1535	U	C5-C6-N1	6.17	125.79	122.70
2	B	179	G	C5-C6-N1	-6.17	108.41	111.50
2	B	298	G	C8-N9-C4	-6.17	103.93	106.40
2	GB	1790	C	C2-N1-C1'	-6.17	112.02	118.80
1	FB	775	G	C6-C5-N7	-6.16	126.70	130.40
2	GB	653	C	N1-C2-O2	6.15	122.59	118.90
2	B	450	G	C4-N9-C1'	6.15	134.50	126.50
2	B	1428	C	C6-N1-C2	6.15	122.76	120.30
2	B	2895	U	C2-N1-C1'	6.15	125.08	117.70
1	A	1028(B)	C	C6-N1-C2	-6.15	117.84	120.30
2	GB	252	G	O5'-P-OP2	-6.14	100.17	105.70
2	B	1632	A	C5-N7-C8	-6.14	100.83	103.90
2	GB	750	A	C8-N9-C4	-6.14	103.34	105.80
2	GB	2447	G	N9-C4-C5	-6.14	102.94	105.40
2	B	2210	G	C6-C5-N7	6.14	134.08	130.40
2	B	1521	G	N3-C4-C5	-6.13	125.53	128.60
2	B	1835	G	C8-N9-C4	-6.13	103.95	106.40
1	FB	46	G	C5-C6-N1	-6.13	108.43	111.50
2	GB	1628	G	N1-C6-O6	6.13	123.58	119.90
2	B	1992	G	N3-C4-C5	-6.13	125.53	128.60
2	B	138	G	C5-C6-O6	-6.12	124.93	128.60
2	GB	228	A	C4-C5-N7	6.12	113.76	110.70
2	GB	1348	G	N1-C6-O6	6.12	123.57	119.90
2	B	34	C	C5-C6-N1	6.12	124.06	121.00
2	B	568	U	C6-N1-C1'	6.12	129.77	121.20
2	B	2242	G	C8-N9-C4	-6.12	103.95	106.40
2	GB	743	G	C2-N3-C4	-6.12	108.84	111.90
2	B	277	C	C6-N1-C1'	-6.12	113.46	120.80
2	B	2500	U	N3-C2-O2	-6.12	117.92	122.20
2	GB	1326	U	OP2-P-O3'	6.12	118.66	105.20
2	GB	2609	U	C5-C6-N1	-6.12	119.64	122.70
2	B	749	C	C6-N1-C2	6.12	122.75	120.30
1	FB	324	G	N3-C4-N9	-6.12	122.33	126.00
2	GB	2062	A	C8-N9-C4	6.12	108.25	105.80

Continued on next page...

Continued from previous page...

Mol	Chain	Res	Type	Atoms	Z	Observed(°)	Ideal(°)
2	B	1304	C	C2-N1-C1'	-6.11	112.07	118.80
2	B	767	U	C5-C4-O4	6.11	129.57	125.90
2	GB	2088	G	N1-C2-N3	6.11	127.57	123.90
2	GB	2612	C	OP1-P-OP2	-6.11	110.44	119.60
2	B	733	G	C5-N7-C8	-6.11	101.25	104.30
2	GB	1665	A	O5'-P-OP1	-6.11	100.20	105.70
2	B	101	G	C2-N3-C4	6.10	114.95	111.90
2	GB	795	C	C5-C6-N1	-6.09	117.95	121.00
2	B	791	C	C2-N1-C1'	-6.09	112.10	118.80
2	GB	573	G	C4-N9-C1'	6.09	134.41	126.50
2	B	1785	A	O5'-P-OP2	-6.08	100.22	105.70
2	B	1843	C	N3-C4-C5	6.08	124.33	121.90
2	B	749	C	N1-C2-O2	6.08	122.55	118.90
2	B	448	U	N1-C2-O2	-6.08	118.55	122.80
2	GB	2249	U	N3-C4-O4	6.08	123.65	119.40
2	B	2550	G	C8-N9-C4	-6.07	103.97	106.40
2	GB	1951	U	N3-C4-C5	-6.07	110.96	114.60
2	B	1982	C	N3-C4-C5	6.07	124.33	121.90
2	B	1626	G	C8-N9-C4	-6.06	103.97	106.40
2	B	2032	G	N3-C4-N9	-6.06	122.36	126.00
1	A	1417	G	C5-C6-N1	-6.05	108.47	111.50
2	B	576	U	C2-N1-C1'	6.05	124.97	117.70
1	A	792	A	N1-C6-N6	6.05	122.23	118.60
2	B	104	U	N1-C2-O2	-6.05	118.56	122.80
2	B	729	G	N1-C6-O6	6.05	123.53	119.90
2	B	775	G	O5'-P-OP2	-6.05	100.26	105.70
2	GB	2593	U	C2-N3-C4	6.05	130.63	127.00
1	FB	816	A	C2-N3-C4	-6.05	107.58	110.60
2	B	2685	G	N9-C4-C5	6.03	107.81	105.40
2	GB	2544	G	N1-C6-O6	6.03	123.52	119.90
2	GB	2709	G	C8-N9-C4	6.03	108.81	106.40
2	B	1576	U	C6-N1-C2	-6.03	117.38	121.00
2	GB	1310	G	C6-C5-N7	-6.02	126.79	130.40
2	B	240	G	C5-C6-N1	-6.02	108.49	111.50
2	B	1688	U	C5-C4-O4	6.02	129.51	125.90
2	B	1628	G	N1-C6-O6	6.02	123.51	119.90
2	GB	71	A	C5-C6-N1	-6.02	114.69	117.70
2	GB	585	G	OP2-P-O3'	6.02	118.44	105.20
2	B	2430	A	N7-C8-N9	6.01	116.81	113.80
2	GB	1348	G	C5-C6-O6	-6.01	124.99	128.60
1	A	587	G	N1-C6-O6	6.01	123.51	119.90
2	B	761	A	C4-C5-C6	-6.01	114.00	117.00

Continued on next page...

Continued from previous page...

Mol	Chain	Res	Type	Atoms	Z	Observed(°)	Ideal(°)
2	B	2074	U	C5-C6-N1	6.01	125.70	122.70
2	GB	837	C	C6-N1-C2	-6.01	117.90	120.30
2	B	130	C	C6-N1-C2	6.00	122.70	120.30
1	FB	754	C	N3-C2-O2	-6.00	117.70	121.90
1	FB	324	G	C4-N9-C1'	-6.00	118.70	126.50
1	FB	1354	C	C6-N1-C2	-6.00	117.90	120.30
2	B	1603	A	C8-N9-C4	-5.99	103.40	105.80
2	GB	801	G	N9-C4-C5	5.99	107.80	105.40
2	GB	2612	C	N1-C2-N3	-5.99	115.01	119.20
2	GB	450	G	C8-N9-C4	-5.99	104.00	106.40
2	B	788	A	N7-C8-N9	-5.99	110.81	113.80
2	GB	2317	C	N3-C2-O2	-5.99	117.71	121.90
2	GB	2556	C	N1-C2-O2	5.99	122.49	118.90
2	GB	2686	G	C4-N9-C1'	5.99	134.28	126.50
2	GB	1779	U	OP1-P-OP2	5.99	128.58	119.60
1	FB	754	C	C6-N1-C2	-5.98	117.91	120.30
1	A	687	A	P-O3'-C3'	5.98	126.87	119.70
2	GB	129	C	C5-C6-N1	-5.98	118.01	121.00
2	B	197	A	OP1-P-O3'	-5.98	92.05	105.20
2	GB	739	G	O5'-P-OP2	-5.97	100.33	105.70
2	B	581	C	C5-C4-N4	-5.97	116.02	120.20
2	B	570	G	N9-C4-C5	5.96	107.78	105.40
2	GB	1026	U	C6-N1-C1'	-5.96	112.86	121.20
2	GB	2573	C	C6-N1-C2	5.96	122.68	120.30
2	B	1671	U	C6-N1-C2	-5.95	117.43	121.00
2	GB	695	G	C6-C5-N7	-5.95	126.83	130.40
2	GB	195	A	C4-C5-N7	5.95	113.67	110.70
2	B	2580	U	N3-C4-C5	-5.95	111.03	114.60
2	GB	1999	C	C5-C6-N1	-5.95	118.03	121.00
2	GB	2505	G	C5-C6-N1	-5.95	108.53	111.50
2	B	1975	G	C5-C6-O6	-5.94	125.03	128.60
2	B	2224	G	N1-C6-O6	5.94	123.46	119.90
2	GB	262	A	N1-C6-N6	5.94	122.16	118.60
2	GB	140	A	C5-N7-C8	-5.93	100.93	103.90
2	B	1756	G	C5-C6-N1	-5.93	108.53	111.50
2	GB	966	G	O5'-P-OP2	-5.93	100.36	105.70
2	GB	1379	A	N9-C4-C5	-5.93	103.43	105.80
2	GB	707	G	C2-N3-C4	-5.93	108.94	111.90
2	GB	530	G	C5-C6-O6	5.92	132.15	128.60
2	GB	576	U	C5-C4-O4	-5.92	122.35	125.90
2	GB	155	C	C2-N1-C1'	5.92	125.31	118.80
2	B	1898	U	C5-C4-O4	5.92	129.45	125.90

Continued on next page...

Continued from previous page...

Mol	Chain	Res	Type	Atoms	Z	Observed(°)	Ideal(°)
2	GB	2430	A	C4-N9-C1'	5.92	136.95	126.30
1	A	362	G	C8-N9-C4	-5.91	104.03	106.40
2	GB	1842	G	C8-N9-C4	5.91	108.77	106.40
2	GB	2580	U	C5-C4-O4	5.91	129.45	125.90
2	GB	330	A	N1-C2-N3	5.91	132.26	129.30
2	GB	801	G	C5-C6-O6	5.91	132.15	128.60
2	GB	2433	A	C8-N9-C4	-5.91	103.44	105.80
2	B	112	U	C6-N1-C2	-5.91	117.46	121.00
2	GB	1773	A	OP1-P-O3'	5.90	118.19	105.20
2	B	242	G	C4-N9-C1'	-5.90	118.83	126.50
2	GB	391	G	C8-N9-C1'	-5.90	119.33	127.00
2	GB	749	C	C6-N1-C2	5.90	122.66	120.30
2	GB	2695	C	C6-N1-C2	5.90	122.66	120.30
2	B	2580	U	C6-N1-C2	-5.90	117.46	121.00
2	B	527	C	C5-C6-N1	5.89	123.95	121.00
2	B	2544	G	C6-C5-N7	-5.89	126.86	130.40
2	GB	2072	G	N1-C6-O6	5.89	123.44	119.90
2	B	1602	U	N1-C2-O2	-5.89	118.67	122.80
2	GB	34	C	N1-C2-O2	5.89	122.44	118.90
2	B	1828	G	N3-C4-N9	-5.89	122.47	126.00
2	GB	1187	G	N7-C8-N9	5.89	116.05	113.10
2	B	653	C	C6-N1-C2	-5.89	117.94	120.30
2	B	2074	U	C6-N1-C2	-5.89	117.47	121.00
2	B	2408	U	C5-C6-N1	5.89	125.64	122.70
2	GB	383	U	C5-C6-N1	-5.89	119.76	122.70
2	GB	970	C	C6-N1-C2	5.89	122.66	120.30
1	A	1219	U	C5-C6-N1	5.89	125.64	122.70
2	B	795	C	C2-N3-C4	-5.89	116.96	119.90
2	GB	576	U	C2-N1-C1'	5.88	124.76	117.70
2	B	453	C	O5'-P-OP2	-5.88	100.41	105.70
2	GB	1606	G	N3-C4-N9	5.88	129.53	126.00
2	GB	1671	U	C6-N1-C2	-5.88	117.47	121.00
2	GB	804	A	OP1-P-O3'	5.87	118.12	105.20
2	GB	2408	U	N3-C4-O4	5.87	123.51	119.40
2	GB	2681	C	C4-C5-C6	5.87	120.34	117.40
2	B	1959	G	C8-N9-C4	-5.87	104.05	106.40
2	GB	770	G	C4-C5-N7	5.87	113.15	110.80
2	B	2258	C	C6-N1-C2	-5.87	117.95	120.30
2	GB	1769	G	C6-C5-N7	-5.87	126.88	130.40
2	B	570	G	C8-N9-C4	-5.87	104.05	106.40
2	B	2592	G	C8-N9-C4	-5.87	104.05	106.40
2	GB	825	C	OP1-P-O3'	5.87	118.10	105.20

Continued on next page...

Continued from previous page...

Mol	Chain	Res	Type	Atoms	Z	Observed(°)	Ideal(°)
2	B	209	C	N3-C4-C5	5.86	124.25	121.90
2	GB	576	U	N3-C4-C5	-5.86	111.08	114.60
2	B	1634	A	C8-N9-C4	5.86	108.14	105.80
2	B	2686	G	C8-N9-C1'	-5.86	119.39	127.00
2	B	1026	U	C6-N1-C1'	-5.86	113.00	121.20
2	B	1776	G	C4-C5-N7	5.86	113.14	110.80
2	GB	1765	C	C6-N1-C2	5.86	122.64	120.30
2	B	2502	G	N3-C4-N9	5.85	129.51	126.00
1	A	754	C	C6-N1-C1'	-5.85	113.78	120.80
2	B	795	C	N1-C2-N3	5.85	123.29	119.20
2	GB	1298	C	N3-C4-C5	5.85	124.24	121.90
2	B	1938	A	C5-N7-C8	-5.84	100.98	103.90
2	GB	1602	U	C4-C5-C6	5.84	123.20	119.70
1	A	775	G	C6-C5-N7	-5.84	126.90	130.40
2	B	2639	A	C2-N3-C4	-5.84	107.68	110.60
2	B	1043	C	N1-C2-O2	5.84	122.40	118.90
2	GB	2053	G	C4-C5-N7	5.84	113.13	110.80
2	B	2610	C	N1-C2-N3	-5.83	115.12	119.20
2	GB	2069	G	N1-C6-O6	5.83	123.40	119.90
2	B	692	C	C5-C4-N4	-5.83	116.12	120.20
2	B	1621	U	OP2-P-O3'	5.83	118.03	105.20
2	B	1606	G	N3-C4-N9	5.83	129.50	126.00
2	GB	848	G	O5'-P-OP2	-5.83	100.45	105.70
2	B	734	A	C2-N3-C4	-5.83	107.69	110.60
1	A	723	U	O4'-C1'-N1	5.83	112.86	108.20
2	B	2447	G	OP1-P-O3'	5.83	118.02	105.20
2	GB	761	A	C5-N7-C8	-5.83	100.99	103.90
1	A	848	C	C6-N1-C2	-5.82	117.97	120.30
2	B	1756	G	N1-C6-O6	5.82	123.39	119.90
2	GB	2556	C	N3-C2-O2	-5.82	117.83	121.90
2	B	458	G	OP2-P-O3'	5.82	118.01	105.20
2	B	1573	G	C8-N9-C4	5.82	108.73	106.40
2	B	1647	G	N3-C4-C5	5.82	131.51	128.60
2	GB	1620	G	C6-C5-N7	-5.81	126.91	130.40
2	B	783	A	C6-C5-N7	-5.81	128.23	132.30
2	B	2226	C	N1-C2-O2	5.81	122.39	118.90
2	GB	1298	C	O5'-P-OP1	-5.81	100.47	105.70
2	GB	2837	G	N1-C6-O6	5.81	123.39	119.90
2	B	464	U	N3-C4-C5	-5.81	111.12	114.60
2	B	979	G	C6-C5-N7	-5.80	126.92	130.40
2	B	2035	G	N1-C6-O6	-5.80	116.42	119.90
2	B	25	U	C6-N1-C2	-5.80	117.52	121.00

Continued on next page...

Continued from previous page...

Mol	Chain	Res	Type	Atoms	Z	Observed(°)	Ideal(°)
2	B	679	C	C6-N1-C2	5.80	122.62	120.30
1	FB	174	C	C6-N1-C2	5.80	122.62	120.30
2	B	2686	G	C4-N9-C1'	5.80	134.04	126.50
4	IA	69	C	C6-N1-C2	-5.80	117.98	120.30
2	GB	1632	A	C5-C6-N6	-5.80	119.06	123.70
2	B	155	C	C2-N1-C1'	5.79	125.17	118.80
2	GB	2515	C	N1-C2-O2	-5.79	115.42	118.90
2	GB	1983	C	C2-N3-C4	-5.79	117.01	119.90
2	GB	863	A	N1-C6-N6	-5.79	115.13	118.60
2	GB	1697	G	C4-C5-N7	5.79	113.11	110.80
2	GB	795	C	C2-N3-C4	-5.78	117.01	119.90
2	B	1647	G	C5-C6-N1	-5.78	108.61	111.50
2	B	1343	G	C4-N9-C1'	5.78	134.01	126.50
2	B	1033	U	N1-C2-O2	5.78	126.84	122.80
2	B	1632	A	C5-C6-N6	-5.77	119.08	123.70
2	B	203	C	C6-N1-C2	5.77	122.61	120.30
2	B	1256	G	N9-C4-C5	-5.77	103.09	105.40
1	A	1038	C	C5-C6-N1	5.77	123.88	121.00
2	B	945	A	C5-N7-C8	-5.77	101.02	103.90
2	B	2365	G	N3-C4-N9	5.77	129.46	126.00
2	GB	1578	U	N3-C2-O2	-5.77	118.16	122.20
2	B	1376	C	C5-C6-N1	5.77	123.88	121.00
2	B	2188	C	C6-N1-C2	-5.76	118.00	120.30
2	GB	733	G	C5-N7-C8	-5.76	101.42	104.30
2	GB	479	A	O4'-C1'-N9	5.76	112.81	108.20
2	B	2316	C	C6-N1-C2	-5.76	118.00	120.30
2	B	1632	A	N9-C4-C5	-5.75	103.50	105.80
2	GB	1612	C	N1-C2-O2	-5.75	115.45	118.90
2	GB	1828	G	N3-C2-N2	-5.75	115.87	119.90
2	B	582	G	N1-C6-O6	-5.75	116.45	119.90
2	GB	1849	G	N1-C6-O6	5.75	123.35	119.90
5	E	182	LEU	CA-CB-CG	-5.75	102.08	115.30
2	GB	1404	C	N3-C2-O2	-5.75	117.88	121.90
2	GB	2588	G	N3-C2-N2	-5.75	115.88	119.90
2	GB	1398	C	N1-C2-O2	-5.74	115.45	118.90
2	GB	2188	C	C6-N1-C2	-5.74	118.00	120.30
2	GB	1304	C	C2-N1-C1'	-5.74	112.49	118.80
2	B	528	A	N1-C6-N6	5.74	122.04	118.60
2	GB	1567	A	N9-C4-C5	5.74	108.09	105.80
2	GB	2598	A	O5'-P-OP2	-5.74	100.54	105.70
2	GB	189	G	C8-N9-C4	5.73	108.69	106.40
2	B	1647	G	O4'-C1'-N9	-5.73	103.61	108.20

Continued on next page...

Continued from previous page...

Mol	Chain	Res	Type	Atoms	Z	Observed(°)	Ideal(°)
2	GB	729	G	C5-C6-O6	-5.73	125.16	128.60
2	GB	1382	G	C2-N3-C4	-5.73	109.03	111.90
2	B	2210	G	N1-C6-O6	-5.73	116.46	119.90
2	GB	2722	G	C8-N9-C1'	-5.73	119.55	127.00
1	A	945	G	N1-C6-O6	5.73	123.34	119.90
2	GB	573	G	N3-C4-C5	-5.72	125.74	128.60
2	GB	2830	G	N1-C6-O6	5.72	123.33	119.90
2	B	1187	G	N7-C8-N9	5.72	115.96	113.10
2	B	1333	C	C5-C6-N1	5.72	123.86	121.00
2	B	548	A	C8-N9-C4	-5.72	103.51	105.80
2	B	1415	U	C5-C4-O4	5.72	129.33	125.90
2	GB	2245	U	N3-C4-C5	-5.72	111.17	114.60
2	B	568	U	N1-C2-O2	-5.71	118.80	122.80
3	C	17	C	C6-N1-C2	5.71	122.59	120.30
2	GB	2446	G	C4-C5-N7	-5.71	108.52	110.80
1	A	722	A	C2-N3-C4	-5.70	107.75	110.60
2	B	1274	A	C8-N9-C4	5.70	108.08	105.80
2	GB	2062	A	O5'-P-OP1	-5.70	100.57	105.70
2	B	1936	A	C6-C5-N7	-5.70	128.31	132.30
2	B	2794	C	C5-C6-N1	5.70	123.85	121.00
2	GB	2061	G	C4-C5-N7	5.70	113.08	110.80
1	FB	111	G	N3-C4-N9	-5.70	122.58	126.00
2	B	1671	U	C5-C6-N1	5.69	125.55	122.70
2	B	1769	G	C6-C5-N7	-5.69	126.98	130.40
1	FB	22	G	C6-C5-N7	-5.69	126.98	130.40
2	GB	1187	G	C6-C5-N7	-5.69	126.98	130.40
1	FB	723	U	O4'-C1'-N1	5.69	112.75	108.20
2	GB	563	G	C6-C5-N7	-5.69	126.99	130.40
2	B	431	U	N3-C4-O4	5.69	123.38	119.40
2	GB	1664	A	N7-C8-N9	5.69	116.64	113.80
2	GB	698	C	C5-C6-N1	-5.68	118.16	121.00
2	B	16	G	C2-N3-C4	-5.68	109.06	111.90
2	B	343	C	C6-N1-C2	5.68	122.57	120.30
2	GB	761	A	N3-C4-C5	5.68	130.78	126.80
2	GB	1961	C	C6-N1-C2	5.68	122.57	120.30
1	FB	557	G	N3-C4-N9	5.68	129.41	126.00
1	FB	687	A	P-O3'-C3'	5.68	126.52	119.70
2	GB	2573	C	N3-C4-C5	5.68	124.17	121.90
2	B	512	G	O4'-C1'-N9	5.68	112.74	108.20
2	GB	1471	A	N7-C8-N9	5.68	116.64	113.80
2	B	261	G	N3-C4-C5	5.67	131.44	128.60
2	GB	2088	G	C5-C6-N1	-5.67	108.66	111.50

Continued on next page...

Continued from previous page...

Mol	Chain	Res	Type	Atoms	Z	Observed(°)	Ideal(°)
2	GB	732	C	C6-N1-C2	-5.67	118.03	120.30
2	GB	2061	G	C5-C6-N1	-5.67	108.67	111.50
2	B	1544	C	N1-C2-O2	5.67	122.30	118.90
2	GB	1756	G	C5-C6-N1	-5.67	108.67	111.50
2	B	838	C	N1-C2-O2	5.67	122.30	118.90
2	GB	1621	U	OP2-P-O3'	5.67	117.67	105.20
1	A	1354	C	C6-N1-C2	-5.66	118.04	120.30
2	B	451	C	C6-N1-C2	5.66	122.56	120.30
2	B	1904	G	N1-C6-O6	-5.66	116.50	119.90
2	B	570	G	C4-C5-C6	5.66	122.19	118.80
2	GB	277	C	C6-N1-C1'	-5.66	114.01	120.80
2	GB	731	C	C6-N1-C2	5.65	122.56	120.30
2	B	391	G	C8-N9-C1'	-5.65	119.65	127.00
2	B	1788	C	OP1-P-O3'	5.65	117.64	105.20
2	GB	527	C	O4'-C1'-N1	5.65	112.72	108.20
2	GB	1983	C	N3-C4-C5	5.65	124.16	121.90
2	GB	2775	A	N1-C6-N6	5.65	121.99	118.60
2	B	1792	G	C8-N9-C4	-5.65	104.14	106.40
2	GB	189	G	N9-C4-C5	-5.65	103.14	105.40
2	GB	806	C	C4-C5-C6	-5.65	114.58	117.40
2	GB	2088	G	C2-N3-C4	-5.65	109.08	111.90
2	B	1382	G	C4-C5-N7	-5.65	108.54	110.80
2	B	770	G	C4-C5-N7	5.64	113.06	110.80
2	B	2052	G	C6-C5-N7	-5.64	127.01	130.40
1	A	913	A	P-O3'-C3'	5.64	126.47	119.70
2	B	482	A	C8-N9-C4	5.64	108.06	105.80
2	B	2451	A	C2-N3-C4	-5.64	107.78	110.60
2	GB	1602	U	C6-N1-C2	-5.64	117.62	121.00
2	B	471	A	C2-N3-C4	-5.64	107.78	110.60
2	GB	11	G	N7-C8-N9	5.64	115.92	113.10
2	GB	563	G	N1-C6-O6	5.64	123.28	119.90
2	GB	1022	G	N3-C4-N9	-5.63	122.62	126.00
2	GB	1348	G	C4-C5-N7	5.63	113.05	110.80
2	GB	1253	A	C5-N7-C8	-5.63	101.08	103.90
2	B	57	C	C6-N1-C2	5.63	122.55	120.30
2	B	751	A	N9-C4-C5	5.63	108.05	105.80
2	B	1187	G	C4-N9-C1'	5.63	133.82	126.50
1	FB	299	G	C4-C5-N7	-5.63	108.55	110.80
2	B	2771	C	C6-N1-C2	5.62	122.55	120.30
2	GB	2002	G	C5-C6-O6	-5.62	125.22	128.60
2	GB	2069	G	OP2-P-O3'	5.62	117.58	105.20
2	B	1256	G	N3-C4-N9	5.62	129.37	126.00

Continued on next page...

Continued from previous page...

Mol	Chain	Res	Type	Atoms	Z	Observed(°)	Ideal(°)
2	GB	979	G	C4-C5-N7	5.62	113.05	110.80
2	GB	2553	G	C5-C6-O6	-5.62	125.23	128.60
2	B	961	C	C6-N1-C2	-5.62	118.05	120.30
2	B	1371	G	N1-C6-O6	5.62	123.27	119.90
2	B	1814	G	C4-C5-C6	5.62	122.17	118.80
2	GB	653	C	N3-C2-O2	-5.62	117.97	121.90
2	GB	2576	G	OP1-P-O3'	5.62	117.57	105.20
2	B	2053	G	C5-N7-C8	-5.62	101.49	104.30
2	B	806	C	C4-C5-C6	-5.62	114.59	117.40
2	B	817	C	C6-N1-C2	-5.62	118.05	120.30
2	B	2416	C	C6-N1-C2	-5.62	118.05	120.30
2	B	2022	U	C6-N1-C2	5.62	124.37	121.00
2	GB	1142(B)	A	C2-N3-C4	-5.62	107.79	110.60
2	B	2316	C	C5-C6-N1	5.62	123.81	121.00
2	GB	2505	G	C4-C5-N7	-5.61	108.55	110.80
2	B	1158	C	C6-N1-C2	5.61	122.55	120.30
2	B	1405	U	O5'-P-OP2	-5.61	100.65	105.70
2	GB	57	C	C6-N1-C2	5.61	122.55	120.30
6	F	195	LEU	CA-CB-CG	5.61	128.20	115.30
2	GB	527	C	C4-C5-C6	-5.61	114.60	117.40
2	GB	2576	G	C5-N7-C8	-5.61	101.50	104.30
1	A	324	G	C6-C5-N7	5.61	133.76	130.40
2	GB	863	A	C5-C6-N1	5.61	120.50	117.70
2	GB	973	A	N1-C6-N6	-5.61	115.24	118.60
2	GB	2686	G	C8-N9-C1'	-5.61	119.71	127.00
1	A	1018	C	C6-N1-C2	-5.60	118.06	120.30
2	GB	1828	G	C8-N9-C4	-5.60	104.16	106.40
2	B	1166	C	C6-N1-C2	-5.60	118.06	120.30
2	B	2508	G	N1-C6-O6	5.60	123.26	119.90
2	B	1773	A	N1-C2-N3	5.60	132.10	129.30
2	B	944	G	O4'-C1'-N9	5.59	112.68	108.20
2	GB	242	G	C4-N9-C1'	-5.59	119.23	126.50
2	GB	1537	C	C5-C6-N1	5.59	123.80	121.00
1	FB	587	G	C6-C5-N7	-5.59	127.05	130.40
2	GB	528	A	C2-N3-C4	-5.59	107.80	110.60
2	GB	1651	G	C2-N3-C4	-5.59	109.10	111.90
2	GB	2002	G	N1-C6-O6	5.59	123.25	119.90
2	GB	596	G	C5-C6-N1	-5.59	108.70	111.50
1	FB	1158	C	N1-C2-O2	5.59	122.25	118.90
2	GB	228	A	C5-N7-C8	-5.59	101.11	103.90
2	GB	570	G	C4-C5-N7	-5.59	108.57	110.80
2	GB	2571	C	C6-N1-C2	5.59	122.53	120.30

Continued on next page...

Continued from previous page...

Mol	Chain	Res	Type	Atoms	Z	Observed(°)	Ideal(°)
2	B	1774	C	N3-C4-C5	5.58	124.13	121.90
2	GB	527	C	C5-C4-N4	-5.58	116.29	120.20
2	B	945	A	N9-C4-C5	-5.58	103.57	105.80
2	B	2052	G	C4-C5-N7	5.58	113.03	110.80
2	GB	1532	C	C6-N1-C2	-5.58	118.07	120.30
2	B	2433	A	C8-N9-C4	-5.58	103.57	105.80
2	B	1356	G	C5-C6-N1	-5.58	108.71	111.50
2	B	1602	U	N3-C4-O4	5.58	123.30	119.40
2	B	2722	G	N1-C6-O6	5.58	123.25	119.90
2	GB	739	G	OP2-P-O3'	5.58	117.47	105.20
2	GB	1338	G	C8-N9-C4	-5.58	104.17	106.40
1	A	1485	U	C5-C6-N1	-5.57	119.91	122.70
2	B	1593	G	C8-N9-C4	5.57	108.63	106.40
2	GB	568	U	N1-C2-N3	5.57	118.24	114.90
1	A	351	G	OP2-P-O3'	5.57	117.45	105.20
2	GB	1300	U	O5'-P-OP1	-5.57	100.69	105.70
2	GB	2086	U	C5-C4-O4	5.57	129.24	125.90
2	B	783	A	C5-N7-C8	-5.57	101.11	103.90
2	B	1576	U	N3-C2-O2	-5.57	118.30	122.20
2	B	528	A	OP1-P-O3'	5.57	117.45	105.20
2	B	1020	A	C8-N9-C4	5.57	108.03	105.80
2	B	2603	G	C2-N3-C4	-5.57	109.12	111.90
2	GB	450	G	C4-N9-C1'	5.57	133.74	126.50
2	GB	1632	A	C4-C5-N7	5.57	113.48	110.70
2	B	1521	G	N3-C4-N9	5.57	129.34	126.00
2	B	1821	A	N9-C4-C5	-5.57	103.57	105.80
1	FB	587	G	N1-C6-O6	5.57	123.24	119.90
2	GB	1829	A	O5'-P-OP1	-5.56	100.70	105.70
2	GB	2643	G	C4-C5-N7	5.56	113.02	110.80
2	B	2052	G	O5'-P-OP1	-5.56	100.70	105.70
2	B	1803	A	C8-N9-C4	5.56	108.02	105.80
2	B	459	U	C2-N1-C1'	5.55	124.36	117.70
2	B	1216	G	O5'-P-OP1	-5.55	100.70	105.70
2	B	1664	A	N7-C8-N9	5.55	116.58	113.80
2	B	1256	G	C5-C6-O6	-5.55	125.27	128.60
2	GB	2028	U	C5-C6-N1	5.55	125.47	122.70
2	B	2609	U	C2-N3-C4	-5.55	123.67	127.00
2	GB	59	U	C6-N1-C2	-5.55	117.67	121.00
2	B	1769	G	O5'-P-OP2	-5.54	100.71	105.70
1	A	557	G	N3-C4-N9	5.54	129.33	126.00
2	B	1838	C	C6-N1-C2	5.54	122.52	120.30
2	B	2408	U	N3-C4-O4	5.54	123.28	119.40

Continued on next page...

Continued from previous page...

Mol	Chain	Res	Type	Atoms	Z	Observed(°)	Ideal(°)
2	GB	2612	C	C6-N1-C2	5.54	122.52	120.30
2	B	995	C	C6-N1-C2	5.54	122.52	120.30
1	FB	111	G	C5-C6-N1	-5.54	108.73	111.50
2	B	2261	C	O5'-P-OP2	-5.54	100.71	105.70
2	GB	1626	G	N9-C4-C5	5.54	107.62	105.40
2	B	2502	G	C5-C6-O6	-5.54	125.28	128.60
2	GB	806	C	C5-C6-N1	5.54	123.77	121.00
1	A	1452	C	C6-N1-C2	-5.54	118.08	120.30
2	B	733	G	C4-C5-C6	-5.54	115.48	118.80
2	B	1607	C	C6-N1-C2	5.54	122.52	120.30
2	GB	597	U	C5-C4-O4	5.54	129.22	125.90
2	GB	715	G	C8-N9-C4	-5.54	104.19	106.40
2	GB	1657	C	OP1-P-O3'	5.53	117.37	105.20
2	B	568	U	N1-C2-N3	5.53	118.22	114.90
1	A	725	G	C8-N9-C4	-5.53	104.19	106.40
2	B	1187	G	C4-C5-C6	5.53	122.12	118.80
1	A	548	G	C8-N9-C4	-5.52	104.19	106.40
2	B	1256	G	C4-N9-C1'	5.52	133.68	126.50
3	HB	5	C	C6-N1-C2	-5.52	118.09	120.30
2	GB	2249	U	C2-N3-C4	5.52	130.31	127.00
2	B	1614	A	C8-N9-C4	-5.52	103.59	105.80
2	B	2374	C	C6-N1-C2	5.52	122.51	120.30
2	GB	16	G	C5-C6-N1	-5.51	108.74	111.50
2	GB	2553	G	C4-C5-N7	5.51	113.00	110.80
2	GB	2686	G	N3-C4-N9	5.51	129.31	126.00
2	B	1311	G	C5-C6-O6	5.51	131.91	128.60
2	B	1828	G	C4-C5-C6	5.51	122.11	118.80
2	GB	1309	G	C6-C5-N7	-5.51	127.09	130.40
2	B	783	A	N7-C8-N9	5.51	116.55	113.80
2	GB	1955	U	C5-C4-O4	5.51	129.20	125.90
2	B	2505	G	C4-C5-N7	-5.50	108.60	110.80
2	B	530	G	C5-C6-O6	5.50	131.90	128.60
2	B	1597	A	O5'-P-OP2	-5.50	100.75	105.70
2	GB	1257	C	N3-C4-C5	5.50	124.10	121.90
2	GB	1675	C	OP2-P-O3'	5.50	117.31	105.20
2	B	59	U	C6-N1-C2	-5.50	117.70	121.00
2	B	790	C	N3-C2-O2	-5.50	118.05	121.90
2	B	1673	U	C5-C6-N1	-5.50	119.95	122.70
2	B	1900	A	N1-C6-N6	-5.50	115.30	118.60
2	GB	1779	U	O4'-C1'-N1	5.50	112.60	108.20
2	GB	1820	U	C5-C6-N1	-5.50	119.95	122.70
2	GB	2058	A	N9-C4-C5	5.50	108.00	105.80

Continued on next page...

Continued from previous page...

Mol	Chain	Res	Type	Atoms	Z	Observed(°)	Ideal(°)
2	B	2406	U	O5'-P-OP2	-5.50	100.75	105.70
1	FB	311	C	C6-N1-C2	-5.50	118.10	120.30
2	GB	1666	G	C4-N9-C1'	-5.49	119.36	126.50
1	FB	324	G	N3-C4-C5	5.49	131.35	128.60
2	GB	1521	G	N3-C4-N9	5.49	129.29	126.00
2	B	1615	C	N1-C2-O2	-5.49	115.61	118.90
2	B	2010	G	N7-C8-N9	5.49	115.84	113.10
1	FB	250	A	N1-C6-N6	-5.49	115.31	118.60
2	B	862	G	N3-C4-C5	-5.49	125.86	128.60
2	B	731	C	N3-C2-O2	5.49	125.74	121.90
2	GB	2365	G	N3-C4-N9	5.49	129.29	126.00
2	GB	2505	G	N9-C4-C5	5.49	107.59	105.40
2	GB	163	U	C2-N1-C1'	5.48	124.28	117.70
2	GB	2058	A	OP2-P-O3'	5.48	117.26	105.20
2	GB	2686	G	C6-C5-N7	-5.48	127.11	130.40
2	B	1375	C	OP2-P-O3'	5.48	117.26	105.20
2	B	1773	A	C4-C5-C6	5.48	119.74	117.00
2	B	1789	A	O5'-P-OP1	-5.48	100.77	105.70
2	GB	411	G	C6-C5-N7	-5.48	127.11	130.40
2	B	39	C	C5-C6-N1	5.48	123.74	121.00
2	B	391	G	C6-C5-N7	-5.48	127.11	130.40
2	B	798	G	C5-C6-O6	-5.48	125.31	128.60
2	GB	767	U	C5-C4-O4	5.48	129.19	125.90
2	B	1382	G	C4-C5-C6	5.47	122.08	118.80
2	GB	1043	C	N1-C2-O2	5.47	122.19	118.90
2	B	1936	A	C4-C5-N7	5.47	113.44	110.70
2	B	2689	U	N1-C2-O2	5.47	126.63	122.80
2	GB	2035	G	N7-C8-N9	-5.47	110.36	113.10
2	GB	130	C	C6-N1-C2	5.47	122.49	120.30
2	GB	1903	G	N3-C4-N9	-5.47	122.72	126.00
6	KB	195	LEU	CA-CB-CG	5.47	127.87	115.30
2	B	727	A	C4-C5-C6	5.46	119.73	117.00
2	GB	195	A	N7-C8-N9	5.46	116.53	113.80
2	B	2689	U	N3-C2-O2	-5.46	118.38	122.20
2	B	2833	G	C8-N9-C4	-5.46	104.22	106.40
2	B	1253	A	C5-N7-C8	-5.46	101.17	103.90
2	B	1573	G	N7-C8-N9	-5.46	110.37	113.10
1	FB	1397	C	C2-N1-C1'	5.46	124.80	118.80
2	B	2067	G	N1-C2-N3	5.45	127.17	123.90
2	GB	337	C	C6-N1-C2	5.45	122.48	120.30
2	B	1900	A	O5'-P-OP2	-5.45	100.79	105.70
2	B	1617	C	N3-C4-N4	-5.45	114.19	118.00

Continued on next page...

Continued from previous page...

Mol	Chain	Res	Type	Atoms	Z	Observed(°)	Ideal(°)
2	B	1773	A	C6-C5-N7	-5.45	128.48	132.30
2	B	1984	G	C8-N9-C1'	-5.45	119.92	127.00
2	B	2600	A	N1-C2-N3	5.45	132.03	129.30
2	B	780	G	N7-C8-N9	5.45	115.82	113.10
2	GB	1933	G	N1-C6-O6	5.45	123.17	119.90
2	B	1903	G	N3-C4-C5	5.45	131.32	128.60
2	GB	1936	A	N1-C6-N6	5.45	121.87	118.60
2	B	1200	C	C6-N1-C2	-5.44	118.12	120.30
2	B	1602	U	OP1-P-O3'	5.44	117.17	105.20
2	B	1618	A	C5-C6-N1	5.44	120.42	117.70
2	GB	2209	C	N3-C4-C5	5.44	124.08	121.90
2	B	2837	G	N1-C6-O6	5.44	123.16	119.90
2	B	1256	G	C4-C5-N7	5.44	112.98	110.80
2	B	1823	G	C6-C5-N7	-5.44	127.14	130.40
2	GB	1926	U	C5-C4-O4	5.44	129.16	125.90
2	GB	2009	G	N1-C6-O6	5.44	123.16	119.90
2	B	1612	C	C6-N1-C2	5.44	122.47	120.30
2	GB	1981	A	C5-N7-C8	-5.44	101.18	103.90
2	GB	2722	G	N1-C6-O6	5.44	123.16	119.90
2	B	1329	U	C6-N1-C2	5.43	124.26	121.00
2	GB	34	C	C6-N1-C2	-5.43	118.13	120.30
2	GB	1343	G	C4-N9-C1'	5.43	133.56	126.50
1	FB	1397	C	N3-C4-C5	-5.43	119.73	121.90
1	A	557	G	C4-N9-C1'	5.43	133.56	126.50
2	B	678	C	N3-C4-N4	-5.43	114.20	118.00
2	B	739	G	O5'-P-OP2	-5.43	100.81	105.70
2	B	806	C	C5-C6-N1	5.43	123.72	121.00
2	B	1384	A	N1-C6-N6	-5.43	115.34	118.60
2	GB	1382	G	N3-C4-N9	-5.43	122.74	126.00
2	B	1255	U	C2-N1-C1'	-5.42	111.19	117.70
2	GB	1774	C	N3-C4-C5	5.42	124.07	121.90
2	B	727	A	C6-C5-N7	-5.42	128.50	132.30
2	GB	791	C	C2-N1-C1'	-5.42	112.83	118.80
2	GB	974(A)	G	N7-C8-N9	5.42	115.81	113.10
1	A	848	C	C5-C6-N1	5.42	123.71	121.00
2	B	2500	U	O4'-C1'-N1	5.42	112.54	108.20
1	FB	201	C	C6-N1-C2	-5.42	118.13	120.30
2	B	707	G	C2-N3-C4	-5.42	109.19	111.90
2	B	791	C	C6-N1-C2	5.42	122.47	120.30
2	B	1498	C	C6-N1-C2	-5.42	118.13	120.30
2	B	1595	G	C8-N9-C4	-5.42	104.23	106.40
2	B	2502	G	C4-C5-N7	5.42	112.97	110.80

Continued on next page...

Continued from previous page...

Mol	Chain	Res	Type	Atoms	Z	Observed(°)	Ideal(°)
2	GB	1841	U	N3-C4-C5	-5.42	111.35	114.60
2	B	739	G	OP2-P-O3'	5.42	117.11	105.20
2	GB	1382	G	N3-C2-N2	-5.42	116.11	119.90
2	B	1202	C	N1-C2-O2	-5.41	115.65	118.90
2	B	2592	G	N7-C8-N9	5.41	115.81	113.10
2	GB	573	G	OP2-P-O3'	5.41	117.11	105.20
2	GB	1256	G	C4-N9-C1'	5.41	133.54	126.50
2	B	809	G	N3-C4-N9	5.41	129.25	126.00
2	B	944	G	N1-C2-N3	5.41	127.15	123.90
4	IA	75	C	N3-C4-C5	-5.41	119.73	121.90
2	GB	493	G	N3-C4-N9	-5.41	122.75	126.00
2	GB	707	G	N1-C6-O6	5.41	123.15	119.90
2	GB	2059	A	N7-C8-N9	-5.41	111.09	113.80
2	B	1961	C	N3-C4-C5	5.41	124.06	121.90
2	B	1757	U	N3-C4-C5	5.41	117.84	114.60
2	GB	240	G	C4-C5-N7	-5.41	108.64	110.80
2	GB	698	C	C6-N1-C2	5.40	122.46	120.30
2	B	1352	U	C5-C6-N1	-5.40	120.00	122.70
2	B	1793	C	N1-C2-N3	5.40	122.98	119.20
2	B	2592	G	N3-C4-C5	-5.40	125.90	128.60
2	GB	25	U	N1-C2-N3	5.40	118.14	114.90
2	GB	2581	G	N7-C8-N9	5.40	115.80	113.10
2	GB	945	A	C6-C5-N7	-5.40	128.52	132.30
2	GB	1751	C	C6-N1-C2	5.40	122.46	120.30
1	A	1158	C	N3-C2-O2	-5.40	118.12	121.90
2	B	1142	C	C5-C6-N1	5.40	123.70	121.00
2	GB	1785	A	N1-C6-N6	5.40	121.84	118.60
2	GB	1272	A	O4'-C1'-N9	5.39	112.52	108.20
2	GB	2059	A	C5-C6-N6	-5.39	119.39	123.70
1	A	1419	G	C5-C6-N1	-5.39	108.80	111.50
2	B	1578	U	N1-C2-N3	5.39	118.14	114.90
2	B	1187	G	N1-C6-O6	5.39	123.13	119.90
2	B	1671	U	C2-N1-C1'	5.39	124.17	117.70
2	B	1999	C	C5-C6-N1	-5.39	118.31	121.00
1	FB	121	C	N1-C2-O2	5.39	122.13	118.90
2	B	786	C	OP1-P-O3'	5.38	117.05	105.20
2	B	1769	G	N1-C2-N3	5.38	127.13	123.90
2	GB	2713	A	OP2-P-O3'	5.38	117.05	105.20
2	B	1769	G	C4-C5-C6	5.38	122.03	118.80
2	GB	1379	A	N1-C2-N3	-5.38	126.61	129.30
2	GB	459	U	C2-N1-C1'	5.38	124.15	117.70
2	B	1353	A	C6-N1-C2	-5.38	115.38	118.60

Continued on next page...

Continued from previous page...

Mol	Chain	Res	Type	Atoms	Z	Observed(°)	Ideal(°)
1	A	812	C	N1-C2-O2	5.37	122.12	118.90
2	B	2011	U	N3-C2-O2	5.37	125.96	122.20
4	IA	39	C	N1-C2-O2	-5.37	115.68	118.90
2	B	1219	G	C8-N9-C4	5.37	108.55	106.40
2	B	1595	G	N9-C4-C5	5.37	107.55	105.40
1	FB	485	G	N3-C4-N9	-5.37	122.78	126.00
2	B	929	G	N1-C6-O6	5.37	123.12	119.90
2	GB	1762	A	C5-C6-N6	5.37	128.00	123.70
2	B	1258	C	N3-C4-C5	5.37	124.05	121.90
1	FB	231	G	C5-C6-N1	-5.37	108.81	111.50
2	GB	71	A	C2-N3-C4	-5.37	107.92	110.60
2	GB	974(A)	G	C8-N9-C4	-5.37	104.25	106.40
2	B	450	G	N1-C2-N3	5.37	127.12	123.90
2	GB	945	A	N9-C4-C5	-5.37	103.65	105.80
2	B	792	G	N1-C6-O6	-5.36	116.68	119.90
2	B	1259	G	N3-C2-N2	-5.36	116.15	119.90
2	B	1627	G	N1-C6-O6	5.36	123.12	119.90
2	B	1984	G	C4-C5-C6	5.36	122.02	118.80
2	B	2553	G	N3-C4-N9	5.36	129.22	126.00
2	B	2580	U	C5-C4-O4	5.36	129.12	125.90
2	GB	2588	G	C2-N3-C4	-5.36	109.22	111.90
2	B	1595	G	N3-C2-N2	-5.36	116.15	119.90
1	FB	557	G	C4-N9-C1'	5.36	133.47	126.50
2	GB	1961	C	C5-C6-N1	-5.36	118.32	121.00
2	GB	2011	U	N3-C2-O2	5.36	125.95	122.20
2	B	304	G	C5-C6-N1	-5.36	108.82	111.50
2	B	1694	C	N3-C4-C5	5.36	124.04	121.90
2	GB	974(A)	G	C5-C6-O6	-5.36	125.39	128.60
1	FB	806	C	C6-N1-C2	5.35	122.44	120.30
1	FB	1158	C	N3-C2-O2	-5.35	118.15	121.90
2	B	208	C	C6-N1-C2	5.35	122.44	120.30
2	B	2491	U	C6-N1-C2	5.35	124.21	121.00
2	B	2433	A	O5'-P-OP1	-5.35	100.89	105.70
1	FB	1449	C	C6-N1-C2	-5.35	118.16	120.30
2	GB	1647	G	O5'-P-OP2	5.35	117.12	110.70
2	B	1567	A	N1-C6-N6	-5.35	115.39	118.60
1	A	1158	C	C2-N1-C1'	5.34	124.68	118.80
2	GB	68	G	C5-C6-N1	-5.34	108.83	111.50
2	GB	935	C	C6-N1-C2	5.34	122.44	120.30
1	A	754	C	C2-N3-C4	5.34	122.57	119.90
2	B	810	U	C5-C6-N1	-5.34	120.03	122.70
2	B	750	A	C8-N9-C4	-5.33	103.67	105.80

Continued on next page...

Continued from previous page...

Mol	Chain	Res	Type	Atoms	Z	Observed(°)	Ideal(°)
2	B	791	C	N3-C4-N4	-5.33	114.27	118.00
2	GB	1617	C	C2-N1-C1'	-5.33	112.93	118.80
2	B	1849	G	N1-C6-O6	5.33	123.10	119.90
1	FB	285	G	C8-N9-C4	5.33	108.53	106.40
2	GB	589	C	O5'-P-OP2	-5.33	100.90	105.70
2	GB	2032	G	N7-C8-N9	5.33	115.77	113.10
2	B	2072	G	C6-C5-N7	-5.33	127.20	130.40
2	GB	727	A	C4-C5-C6	5.33	119.67	117.00
2	GB	1471	A	C4-C5-C6	5.33	119.67	117.00
2	GB	1779	U	O5'-P-OP1	-5.33	100.90	105.70
2	B	90	U	N3-C2-O2	-5.33	118.47	122.20
2	B	2022	U	N1-C2-O2	5.33	126.53	122.80
2	GB	2896	C	C6-N1-C2	-5.33	118.17	120.30
2	GB	1521	G	N3-C4-C5	-5.33	125.94	128.60
2	B	494	G	C5-C6-O6	-5.33	125.41	128.60
1	A	56	U	C5-C6-N1	5.32	125.36	122.70
2	B	1256	G	C6-C5-N7	-5.32	127.21	130.40
1	FB	301	G	N1-C6-O6	5.32	123.09	119.90
2	GB	25	U	N3-C2-O2	-5.32	118.47	122.20
2	GB	1814	G	C4-C5-C6	5.32	121.99	118.80
2	B	790	C	N1-C2-O2	5.32	122.09	118.90
2	GB	187	G	C5-C6-O6	-5.32	125.41	128.60
2	GB	1264	G	OP2-P-O3'	5.32	116.91	105.20
2	GB	2050	C	N1-C2-O2	-5.32	115.71	118.90
2	GB	2365	G	N3-C4-C5	-5.32	125.94	128.60
2	B	1022	G	N9-C4-C5	5.32	107.53	105.40
3	C	107	U	O4'-C1'-N1	5.32	112.45	108.20
2	GB	773	U	N1-C2-O2	-5.32	119.08	122.80
2	GB	1610	A	C2-N3-C4	5.32	113.26	110.60
2	B	163	U	C2-N1-C1'	5.32	124.08	117.70
2	GB	2838	G	C8-N9-C4	-5.32	104.27	106.40
2	B	16	G	N1-C2-N3	5.31	127.09	123.90
2	GB	568	U	C5-C4-O4	5.31	129.09	125.90
2	B	495	G	C6-C5-N7	-5.31	127.21	130.40
1	FB	111	G	N3-C4-C5	5.31	131.25	128.60
1	A	1397	C	C2-N1-C1'	5.31	124.64	118.80
2	GB	767	U	C2-N1-C1'	-5.31	111.33	117.70
2	GB	1351	C	OP2-P-O3'	5.31	116.88	105.20
2	B	757	U	C5-C4-O4	5.31	129.08	125.90
2	GB	1633	G	N1-C6-O6	5.31	123.08	119.90
2	GB	34	C	C2-N3-C4	5.31	122.55	119.90
2	B	1310	G	N1-C2-N3	5.30	127.08	123.90

Continued on next page...

Continued from previous page...

Mol	Chain	Res	Type	Atoms	Z	Observed(°)	Ideal(°)
2	B	1849	G	N3-C4-C5	5.30	131.25	128.60
2	B	1924	C	C6-N1-C2	-5.30	118.18	120.30
2	B	586	A	N1-C6-N6	5.30	121.78	118.60
2	B	2092	U	N3-C2-O2	-5.30	118.49	122.20
2	B	264	C	N1-C2-O2	5.30	122.08	118.90
2	B	673	C	N3-C2-O2	-5.30	118.19	121.90
2	B	1250	G	N1-C6-O6	5.30	123.08	119.90
2	GB	471	A	O5'-P-OP1	5.30	117.06	110.70
2	B	1982	C	C5-C4-N4	-5.30	116.49	120.20
2	B	2057	A	C2-N3-C4	-5.30	107.95	110.60
2	B	1992	G	P-O3'-C3'	5.30	126.06	119.70
2	GB	1903	G	N3-C4-C5	5.30	131.25	128.60
2	B	743	G	C2-N3-C4	-5.30	109.25	111.90
4	IA	52	G	N3-C4-N9	5.30	129.18	126.00
2	B	1819	A	N1-C6-N6	5.29	121.78	118.60
2	GB	2419	U	C5-C6-N1	5.29	125.35	122.70
2	B	1688	U	C2-N1-C1'	-5.29	111.35	117.70
3	C	88	C	C6-N1-C2	-5.29	118.18	120.30
2	B	1774	C	C6-N1-C2	5.29	122.42	120.30
1	FB	1432	G	N1-C6-O6	5.29	123.07	119.90
2	GB	1602	U	N1-C2-N3	5.29	118.07	114.90
1	FB	362	G	C8-N9-C4	-5.29	104.29	106.40
2	GB	248	G	N1-C6-O6	5.29	123.07	119.90
2	GB	701	G	N1-C6-O6	5.29	123.07	119.90
2	GB	1997	G	C8-N9-C4	5.29	108.51	106.40
2	B	242	G	N3-C4-C5	5.28	131.24	128.60
2	B	785	G	O5'-P-OP1	-5.28	100.94	105.70
2	B	1187	G	C6-C5-N7	-5.28	127.23	130.40
2	GB	187	G	N9-C4-C5	-5.28	103.29	105.40
2	GB	570	G	N9-C4-C5	5.28	107.51	105.40
2	B	684	G	N9-C4-C5	5.28	107.51	105.40
2	B	155	C	N1-C2-O2	5.28	122.07	118.90
2	B	2052	G	C5-C6-O6	-5.28	125.43	128.60
2	GB	579	G	C2-N3-C4	5.28	114.54	111.90
2	B	1021	A	N7-C8-N9	5.28	116.44	113.80
2	B	2318	G	C5-C6-O6	-5.28	125.43	128.60
2	B	165	U	N3-C2-O2	-5.28	118.51	122.20
2	B	383	U	C5-C6-N1	-5.28	120.06	122.70
2	B	2422	A	C8-N9-C4	5.28	107.91	105.80
2	B	2595	G	N3-C2-N2	-5.28	116.21	119.90
2	GB	2325	G	C8-N9-C4	-5.27	104.29	106.40
2	B	261	G	C2-N3-C4	-5.27	109.27	111.90

Continued on next page...

Continued from previous page...

Mol	Chain	Res	Type	Atoms	Z	Observed(°)	Ideal(°)
2	B	974(A)	G	N1-C6-O6	5.27	123.06	119.90
2	B	695	G	C5-C6-N1	-5.27	108.87	111.50
2	GB	2226	C	N3-C2-O2	-5.26	118.21	121.90
2	B	445	C	OP2-P-O3'	5.26	116.77	105.20
2	B	1272	A	O4'-C1'-N9	5.26	112.41	108.20
2	GB	757	U	N1-C2-N3	5.26	118.06	114.90
2	GB	757	U	N3-C2-O2	-5.26	118.52	122.20
2	GB	2714	G	O5'-P-OP2	5.26	117.01	110.70
2	B	265	A	C2-N3-C4	-5.26	107.97	110.60
2	B	2600	A	N9-C4-C5	5.26	107.90	105.80
2	GB	1022	G	N3-C2-N2	-5.26	116.22	119.90
2	GB	1951	U	C6-N1-C2	-5.25	117.85	121.00
2	B	2051	A	N1-C2-N3	5.25	131.93	129.30
2	GB	653	C	C6-N1-C2	-5.25	118.20	120.30
2	GB	2437	U	N3-C4-C5	-5.25	111.45	114.60
2	B	751	A	N1-C6-N6	-5.25	115.45	118.60
1	FB	858	G	C4-N9-C1'	5.25	133.32	126.50
2	B	1021	A	C5-N7-C8	-5.25	101.28	103.90
2	B	1906	G	N1-C6-O6	5.25	123.05	119.90
2	B	2002	G	C5-C6-O6	-5.25	125.45	128.60
2	B	2242	G	C4-C5-N7	-5.25	108.70	110.80
2	GB	1769	G	O5'-P-OP2	-5.25	100.98	105.70
2	B	391	G	C5-C6-N1	-5.25	108.88	111.50
2	GB	264	C	N3-C2-O2	-5.25	118.23	121.90
2	GB	1940	U	N3-C4-C5	-5.25	111.45	114.60
2	GB	2213	U	N3-C2-O2	-5.25	118.53	122.20
2	GB	2794	C	C5-C6-N1	5.25	123.62	121.00
1	A	1137	C	C6-N1-C2	-5.25	118.20	120.30
5	JB	182	LEU	CA-CB-CG	-5.25	103.24	115.30
2	GB	197	A	OP2-P-O3'	5.24	116.74	105.20
2	GB	242	G	C8-N9-C1'	5.24	133.82	127.00
2	GB	1823	G	N1-C6-O6	5.24	123.05	119.90
2	B	1022	G	N3-C2-N2	-5.24	116.23	119.90
2	GB	2435	A	C8-N9-C4	-5.24	103.70	105.80
2	B	1508	A	C8-N9-C4	-5.24	103.70	105.80
2	GB	1256	G	C8-N9-C1'	-5.24	120.19	127.00
2	GB	2213	U	C2-N1-C1'	5.24	123.99	117.70
2	GB	1535	U	N1-C2-O2	5.24	126.47	122.80
2	GB	929	G	C5-C6-N1	-5.24	108.88	111.50
1	A	972	C	C6-N1-C2	-5.24	118.21	120.30
2	B	187	G	C6-C5-N7	-5.24	127.26	130.40
1	FB	326	G	C5-C6-N1	-5.23	108.88	111.50

Continued on next page...

Continued from previous page...

Mol	Chain	Res	Type	Atoms	Z	Observed(°)	Ideal(°)
2	GB	115	C	O5'-P-OP1	-5.23	100.99	105.70
2	GB	784	A	C5-C6-N6	5.23	127.89	123.70
2	GB	839	U	C5-C4-O4	5.23	129.04	125.90
2	B	1817	G	OP2-P-O3'	5.23	116.71	105.20
2	GB	736	C	C6-N1-C2	5.23	122.39	120.30
2	GB	2722	G	C4-N9-C1'	5.23	133.30	126.50
2	B	2715	C	N3-C4-C5	5.23	123.99	121.90
1	FB	1419	G	C5-C6-N1	-5.23	108.89	111.50
2	B	1841	U	C6-N1-C2	-5.23	117.86	121.00
2	GB	1965	C	C2-N1-C1'	-5.23	113.05	118.80
2	B	1382	G	N3-C4-C5	5.23	131.21	128.60
2	B	965	C	N3-C4-C5	-5.22	119.81	121.90
2	B	2274	A	N3-C4-C5	5.22	130.46	126.80
2	B	2433	A	N1-C6-N6	5.22	121.73	118.60
2	B	1568	G	N3-C4-N9	-5.22	122.87	126.00
2	B	2686	G	C6-C5-N7	-5.22	127.27	130.40
2	GB	2502	G	C6-C5-N7	-5.22	127.27	130.40
2	GB	979	G	C5-N7-C8	-5.22	101.69	104.30
2	B	2058	A	N9-C4-C5	5.21	107.89	105.80
1	FB	1478	C	C6-N1-C2	5.21	122.39	120.30
2	GB	1343	G	N3-C4-C5	-5.21	125.99	128.60
2	B	450	G	N3-C2-N2	-5.21	116.25	119.90
2	B	479	A	O4'-C1'-N9	5.21	112.37	108.20
2	B	685	A	O5'-P-OP1	-5.21	101.01	105.70
1	FB	58	C	C6-N1-C2	-5.21	118.22	120.30
2	GB	528	A	P-O3'-C3'	5.21	125.95	119.70
2	GB	1661	G	N3-C4-C5	5.21	131.21	128.60
2	GB	2010	G	N1-C6-O6	5.21	123.03	119.90
2	GB	2213	U	N1-C2-O2	5.21	126.45	122.80
2	GB	2447	G	C5-C6-O6	-5.21	125.47	128.60
2	B	116	C	C6-N1-C2	-5.21	118.22	120.30
2	GB	822	U	O4'-C1'-N1	5.21	112.37	108.20
1	FB	773	G	N1-C6-O6	5.21	123.02	119.90
1	A	1393	U	N3-C4-O4	5.20	123.04	119.40
2	B	1937	A	C8-N9-C4	5.20	107.88	105.80
2	GB	25	U	C6-N1-C2	-5.20	117.88	121.00
2	B	1772	G	C4-N9-C1'	-5.20	119.74	126.50
2	B	2571	C	C6-N1-C2	5.20	122.38	120.30
2	B	1613	G	OP1-P-O3'	5.20	116.64	105.20
1	FB	370	C	C6-N1-C2	5.20	122.38	120.30
1	A	111	G	N3-C4-N9	-5.20	122.88	126.00
2	B	2595	G	N7-C8-N9	-5.20	110.50	113.10

Continued on next page...

Continued from previous page...

Mol	Chain	Res	Type	Atoms	Z	Observed(°)	Ideal(°)
2	GB	391	G	C5-C6-N1	-5.20	108.90	111.50
2	B	813	U	C5-C4-O4	5.19	129.02	125.90
1	A	1397	C	N3-C4-C5	-5.19	119.82	121.90
2	B	1371	G	C5-C6-N1	-5.19	108.90	111.50
2	B	1688	U	C6-N1-C1'	5.19	128.47	121.20
2	B	2082	A	C8-N9-C4	5.19	107.88	105.80
2	B	2499	C	C5-C4-N4	-5.19	116.57	120.20
1	FB	1417	G	C5-C6-N1	-5.19	108.90	111.50
2	GB	127	A	C8-N9-C4	5.19	107.88	105.80
2	GB	240	G	C5-C6-N1	-5.19	108.90	111.50
2	GB	1388	G	C8-N9-C4	5.19	108.48	106.40
2	B	2365	G	N3-C4-C5	-5.19	126.00	128.60
2	GB	944	G	N1-C6-O6	5.19	123.01	119.90
2	GB	1780	A	C8-N9-C4	5.19	107.88	105.80
2	B	861	A	OP2-P-O3'	5.19	116.61	105.20
2	B	1535	U	N1-C2-O2	5.19	126.43	122.80
2	B	144	C	C6-N1-C2	5.19	122.38	120.30
2	B	1622	G	N1-C6-O6	5.19	123.01	119.90
2	B	1697	G	C4-C5-N7	5.19	112.88	110.80
2	B	2249	U	C5-C6-N1	5.19	125.29	122.70
2	GB	1309	G	N1-C6-O6	5.19	123.01	119.90
2	GB	1632	A	C5-N7-C8	-5.19	101.31	103.90
2	B	1828	G	C8-N9-C4	-5.18	104.33	106.40
2	GB	228	A	C6-C5-N7	-5.18	128.67	132.30
2	GB	2870	C	C2-N1-C1'	5.18	124.50	118.80
2	B	228	A	N1-C6-N6	5.18	121.71	118.60
2	B	1984	G	N7-C8-N9	5.18	115.69	113.10
2	B	1597	A	N1-C6-N6	-5.18	115.49	118.60
2	GB	1957	C	N1-C2-O2	-5.18	115.79	118.90
2	GB	2029	G	C8-N9-C4	-5.18	104.33	106.40
2	GB	2522	U	C5-C6-N1	-5.18	120.11	122.70
2	GB	2549	G	OP1-P-O3'	5.18	116.60	105.20
2	GB	528	A	C5-C6-N1	-5.18	115.11	117.70
2	GB	2588	G	C5-C6-N1	-5.18	108.91	111.50
1	FB	775	G	N9-C4-C5	-5.18	103.33	105.40
2	B	1573	G	C4-N9-C1'	-5.17	119.77	126.50
2	B	945	A	OP2-P-O3'	5.17	116.58	105.20
2	B	2069	G	OP2-P-O3'	5.17	116.58	105.20
2	GB	2240	C	OP2-P-O3'	5.17	116.58	105.20
2	B	2213	U	N1-C2-O2	5.17	126.42	122.80
2	B	2499	C	C2-N1-C1'	5.17	124.49	118.80
2	GB	1772	G	C4-N9-C1'	-5.17	119.78	126.50

Continued on next page...

Continued from previous page...

Mol	Chain	Res	Type	Atoms	Z	Observed(°)	Ideal(°)
2	GB	1154	G	N9-C4-C5	-5.17	103.33	105.40
2	B	455	C	N1-C2-O2	5.17	122.00	118.90
2	B	527	C	O4'-C1'-N1	5.17	112.33	108.20
2	B	1983	C	C5-C6-N1	-5.17	118.42	121.00
2	GB	2860	A	C8-N9-C4	5.17	107.87	105.80
2	B	778	G	C6-C5-N7	-5.17	127.30	130.40
2	GB	738	G	O4'-C1'-N9	-5.17	104.07	108.20
2	B	248	G	C2-N3-C4	-5.16	109.32	111.90
2	B	2595	G	C8-N9-C4	5.16	108.47	106.40
2	GB	776	G	C5-C6-N1	-5.16	108.92	111.50
2	B	1376	C	N3-C2-O2	5.16	125.51	121.90
2	B	2611	U	C6-N1-C2	-5.16	117.90	121.00
2	B	2265	U	N3-C2-O2	-5.16	118.59	122.20
2	GB	2321	G	C8-N9-C4	-5.16	104.34	106.40
1	A	1209	C	N1-C2-O2	5.16	122.00	118.90
1	FB	258	G	N1-C6-O6	5.16	123.00	119.90
2	GB	948	G	O5'-P-OP1	5.16	116.89	110.70
2	B	563	G	N1-C6-O6	5.16	122.99	119.90
2	B	2210	G	C4-C5-N7	-5.16	108.74	110.80
2	GB	1567	A	N1-C2-N3	5.16	131.88	129.30
2	B	693	C	C2-N3-C4	-5.15	117.32	119.90
2	B	1763	G	C8-N9-C4	5.15	108.46	106.40
2	B	2259	G	C4-C5-N7	5.15	112.86	110.80
2	GB	155	C	C6-N1-C2	-5.15	118.24	120.30
2	GB	734	A	C5-C6-N1	-5.15	115.12	117.70
2	B	669	G	O5'-P-OP2	-5.15	101.06	105.70
2	B	1838	C	N1-C2-N3	-5.15	115.59	119.20
2	B	2233	U	N1-C2-N3	5.15	117.99	114.90
2	GB	1602	U	N1-C2-O2	-5.15	119.20	122.80
2	B	653	C	N1-C2-O2	5.15	121.99	118.90
2	B	1403	C	O5'-P-OP2	-5.15	101.07	105.70
2	B	1891	G	C5-C6-N1	-5.15	108.93	111.50
2	GB	1204	A	N1-C6-N6	5.15	121.69	118.60
2	GB	2447	G	OP2-P-O3'	-5.15	93.88	105.20
2	B	2607	G	C6-C5-N7	-5.15	127.31	130.40
2	B	1673	U	C6-N1-C2	5.14	124.09	121.00
2	B	1902	C	N1-C2-O2	5.14	121.99	118.90
2	B	1934	C	O5'-P-OP2	-5.14	101.07	105.70
2	B	2683	C	N3-C4-C5	-5.14	119.84	121.90
2	GB	1849	G	N3-C4-C5	5.14	131.17	128.60
2	B	450	G	C8-N9-C1'	-5.14	120.31	127.00
2	B	573	G	C8-N9-C1'	-5.14	120.31	127.00

Continued on next page...

Continued from previous page...

Mol	Chain	Res	Type	Atoms	Z	Observed(°)	Ideal(°)
2	B	391	G	C4-N9-C1'	5.14	133.18	126.50
2	GB	2065	C	C5-C4-N4	-5.14	116.60	120.20
1	A	362	G	N7-C8-N9	5.14	115.67	113.10
2	B	683	C	C6-N1-C2	5.14	122.36	120.30
2	B	1969	A	N1-C6-N6	-5.14	115.52	118.60
2	GB	444	C	C6-N1-C2	5.14	122.36	120.30
2	GB	1790	C	O5'-P-OP2	5.14	116.87	110.70
2	GB	1404	C	N1-C2-O2	5.14	121.98	118.90
2	GB	372	G	N7-C8-N9	-5.13	110.53	113.10
2	GB	2249	U	C5-C6-N1	5.13	125.27	122.70
2	B	528	A	C5-C6-N1	-5.13	115.13	117.70
2	B	809	G	C4-N9-C1'	5.13	133.17	126.50
2	GB	1279	G	C5-C6-O6	5.13	131.68	128.60
2	B	1379	A	C8-N9-C4	5.13	107.85	105.80
1	FB	484	G	C4-N9-C1'	-5.13	119.84	126.50
1	FB	848	C	C5-C6-N1	5.13	123.56	121.00
2	GB	1187	G	C4-N9-C1'	5.12	133.16	126.50
1	A	1429	C	N3-C2-O2	-5.12	118.32	121.90
2	GB	1661	G	C8-N9-C4	5.12	108.45	106.40
2	B	2061	G	C4-C5-N7	5.12	112.85	110.80
2	B	330	A	N1-C2-N3	5.12	131.86	129.30
2	B	1381	G	C4-N9-C1'	5.12	133.15	126.50
2	GB	165	U	N3-C2-O2	-5.12	118.62	122.20
2	GB	573	G	C8-N9-C1'	-5.12	120.35	127.00
1	A	299	G	C5-C6-N1	-5.11	108.94	111.50
2	B	1673	U	N3-C4-C5	5.11	117.67	114.60
2	B	1793	C	C6-N1-C2	-5.11	118.25	120.30
2	GB	1790	C	O5'-P-OP1	-5.11	101.10	105.70
1	A	725	G	N7-C8-N9	5.11	115.66	113.10
2	B	1666	G	C4-N9-C1'	-5.11	119.85	126.50
2	B	459	U	O5'-P-OP2	-5.11	101.10	105.70
2	GB	1451	C	C6-N1-C2	5.11	122.34	120.30
2	GB	2488	A	N1-C6-N6	5.11	121.67	118.60
2	B	2249	U	N3-C4-O4	5.11	122.98	119.40
2	GB	1984	G	N3-C4-N9	5.11	129.06	126.00
2	B	1026	U	N1-C2-N3	-5.11	111.83	114.90
2	B	2870	C	C2-N1-C1'	5.11	124.42	118.80
2	GB	128	C	C6-N1-C2	5.11	122.34	120.30
2	GB	2431	U	N1-C2-N3	5.11	117.97	114.90
2	GB	193	U	C4-C5-C6	5.11	122.76	119.70
2	B	464	U	O5'-P-OP2	-5.10	101.11	105.70
2	B	2603	G	C6-C5-N7	-5.10	127.34	130.40

Continued on next page...

Continued from previous page...

Mol	Chain	Res	Type	Atoms	Z	Observed(°)	Ideal(°)
1	A	721	G	N1-C6-O6	5.10	122.96	119.90
2	B	1576	U	N1-C2-N3	5.10	117.96	114.90
2	GB	208	C	C6-N1-C2	5.10	122.34	120.30
2	GB	1620	G	C4-C5-N7	5.10	112.84	110.80
2	B	2068	U	C5-C6-N1	-5.10	120.15	122.70
2	GB	942	G	OP2-P-O3'	5.10	116.42	105.20
2	GB	2032	G	C5-C6-O6	-5.10	125.54	128.60
1	A	805	C	C4-C5-C6	-5.10	114.85	117.40
2	B	698	C	C6-N1-C2	5.10	122.34	120.30
2	B	1840	G	N1-C6-O6	5.10	122.96	119.90
2	B	2069	G	C4-C5-C6	5.10	121.86	118.80
2	B	2755	C	C5-C6-N1	5.10	123.55	121.00
2	B	1561	G	N1-C2-N2	5.09	120.78	116.20
2	B	2581	G	C5-C6-O6	5.09	131.66	128.60
2	GB	862	G	C8-N9-C4	-5.09	104.36	106.40
2	GB	1647	G	O4'-C1'-N9	-5.09	104.12	108.20
2	GB	1937	A	C8-N9-C4	5.09	107.84	105.80
2	B	481	G	O5'-P-OP2	-5.09	101.12	105.70
2	GB	1844	C	N3-C4-C5	5.09	123.94	121.90
2	B	1204	A	N1-C6-N6	5.09	121.66	118.60
2	B	1360	A	C8-N9-C4	5.09	107.84	105.80
2	GB	2326	C	C6-N1-C2	-5.09	118.26	120.30
2	B	464	U	N1-C2-N3	5.09	117.95	114.90
2	B	1314	C	OP2-P-O3'	5.09	116.40	105.20
2	B	2072	G	C8-N9-C4	-5.09	104.36	106.40
2	B	2267	A	C8-N9-C4	-5.09	103.76	105.80
2	B	1021	A	C8-N9-C4	-5.09	103.77	105.80
2	B	165	U	C2-N1-C1'	5.09	123.81	117.70
2	B	968	G	C5-C6-N1	-5.09	108.96	111.50
2	GB	579	G	C8-N9-C4	-5.09	104.36	106.40
2	GB	1979	C	C6-N1-C2	-5.09	118.27	120.30
2	GB	2318	G	N1-C6-O6	5.09	122.95	119.90
2	GB	2410	G	N1-C6-O6	5.09	122.95	119.90
2	GB	2866	U	C6-N1-C2	-5.09	117.95	121.00
2	B	785	G	O5'-P-OP2	5.08	116.80	110.70
2	GB	1033	U	N1-C2-O2	5.08	126.36	122.80
1	FB	281	G	N1-C6-O6	5.08	122.95	119.90
2	GB	706	A	C2-N3-C4	-5.08	108.06	110.60
2	GB	1697	G	C6-C5-N7	-5.08	127.35	130.40
2	GB	1891	G	C4-C5-C6	5.08	121.85	118.80
2	B	1982	C	C6-N1-C2	5.08	122.33	120.30
2	B	2685	G	C4-C5-N7	-5.08	108.77	110.80

Continued on next page...

Continued from previous page...

Mol	Chain	Res	Type	Atoms	Z	Observed(°)	Ideal(°)
2	B	2686	G	N3-C4-N9	5.08	129.05	126.00
2	B	132	G	N1-C6-O6	5.08	122.95	119.90
2	B	731	C	N1-C2-N3	-5.08	115.64	119.20
2	B	2056	G	C5-N7-C8	-5.08	101.76	104.30
2	GB	1671	U	C5-C6-N1	5.08	125.24	122.70
2	B	242	G	C8-N9-C1'	5.08	133.60	127.00
2	B	784	A	N9-C4-C5	5.08	107.83	105.80
2	GB	2491	U	C6-N1-C2	5.08	124.05	121.00
2	B	738	G	O4'-C1'-N9	-5.07	104.14	108.20
2	B	1263	U	C5-C6-N1	-5.07	120.16	122.70
2	GB	1376	C	C5-C4-N4	-5.07	116.65	120.20
2	GB	1790	C	C5-C6-N1	-5.07	118.46	121.00
2	B	872	A	N1-C6-N6	-5.07	115.56	118.60
2	GB	2866	U	C2-N1-C1'	5.07	123.78	117.70
1	FB	82	U	C5-C6-N1	5.07	125.23	122.70
2	B	2010	G	C8-N9-C4	-5.07	104.37	106.40
2	B	665	C	C6-N1-C2	5.06	122.33	120.30
2	B	213	A	C8-N9-C4	5.06	107.83	105.80
1	A	1516	G	N1-C6-O6	-5.06	116.86	119.90
2	B	138	G	C5-N7-C8	-5.06	101.77	104.30
2	B	1353	A	OP2-P-O3'	5.06	116.33	105.20
2	GB	760	G	N1-C6-O6	5.06	122.94	119.90
2	GB	1154	G	N3-C4-N9	5.06	129.03	126.00
1	A	1075	C	C6-N1-C2	5.06	122.32	120.30
2	B	262	A	C5-C6-N6	-5.06	119.66	123.70
2	B	533	G	C4-N9-C1'	5.06	133.07	126.50
2	B	671	C	C5-C6-N1	-5.05	118.47	121.00
2	B	1763	G	N3-C4-C5	5.05	131.13	128.60
2	B	1779	U	OP1-P-O3'	5.05	116.32	105.20
2	GB	29	U	N3-C2-O2	-5.05	118.66	122.20
2	GB	1685	C	C6-N1-C2	5.05	122.32	120.30
2	GB	2087	G	N1-C6-O6	5.05	122.93	119.90
2	B	2501	C	OP2-P-O3'	5.05	116.31	105.20
2	GB	2516	G	C8-N9-C4	5.05	108.42	106.40
2	B	1578	U	C6-N1-C2	-5.05	117.97	121.00
1	A	800	G	OP2-P-O3'	5.05	116.30	105.20
2	B	1830	C	C5-C4-N4	-5.05	116.67	120.20
2	B	2775	A	N1-C6-N6	5.05	121.63	118.60
2	B	778	G	C5-C6-N1	-5.04	108.98	111.50
2	GB	140	A	N1-C6-N6	5.04	121.63	118.60
1	A	899	C	C6-N1-C2	5.04	122.32	120.30
2	GB	1967	C	C6-N1-C2	5.04	122.32	120.30

Continued on next page...

Continued from previous page...

Mol	Chain	Res	Type	Atoms	Z	Observed(°)	Ideal(°)
2	GB	750	A	N7-C8-N9	5.04	116.32	113.80
2	GB	2303	G	C5-C6-N1	-5.04	108.98	111.50
2	B	75	G	C8-N9-C4	-5.04	104.39	106.40
2	B	163	U	C5-C6-N1	5.04	125.22	122.70
2	B	563	G	C4-C5-N7	5.04	112.81	110.80
2	GB	1379	A	C8-N9-C4	5.04	107.82	105.80
2	GB	1678	G	C8-N9-C4	-5.04	104.39	106.40
2	B	1823	G	C4-C5-C6	5.04	121.82	118.80
2	GB	2249	U	C4-C5-C6	5.04	122.72	119.70
43	XC	79	LEU	CA-CB-CG	5.04	126.88	115.30
2	B	487	C	C5-C4-N4	-5.03	116.68	120.20
2	B	845	G	C4-C5-N7	5.03	112.81	110.80
2	GB	1256	G	C4-C5-N7	5.03	112.81	110.80
2	B	491	G	N3-C2-N2	-5.03	116.38	119.90
2	GB	933	A	O4'-C1'-N9	5.03	112.22	108.20
2	GB	2698	U	N3-C4-C5	-5.03	111.58	114.60
2	B	600	G	C8-N9-C4	5.03	108.41	106.40
2	GB	2318	G	C6-C5-N7	-5.03	127.38	130.40
2	B	391	G	O4'-C1'-N9	-5.03	104.18	108.20
2	B	776	G	O4'-C1'-N9	-5.03	104.18	108.20
2	GB	1999	C	C6-N1-C2	5.03	122.31	120.30
2	B	1187	G	C8-N9-C4	-5.03	104.39	106.40
2	GB	1356	G	C5-C6-N1	-5.03	108.99	111.50
2	B	751	A	C5-C6-N6	5.02	127.72	123.70
2	GB	55	G	N3-C2-N2	-5.02	116.38	119.90
2	B	780	G	C8-N9-C4	-5.02	104.39	106.40
2	B	2276	G	N1-C6-O6	5.02	122.91	119.90
2	B	2317	C	N3-C2-O2	-5.02	118.38	121.90
2	B	541	C	C6-N1-C2	-5.02	118.29	120.30
1	A	1392	G	C6-C5-N7	-5.02	127.39	130.40
2	B	200	U	C5-C4-O4	5.02	128.91	125.90
2	B	333	G	C4-N9-C1'	5.02	133.02	126.50
2	B	2430	A	C8-N9-C1'	-5.02	118.67	127.70
2	GB	528	A	N1-C6-N6	5.02	121.61	118.60
3	HB	65	C	N1-C2-O2	5.02	121.91	118.90
2	GB	181	A	N1-C6-N6	-5.01	115.59	118.60
2	GB	784	A	O4'-C1'-N9	5.01	112.21	108.20
2	GB	2509	G	C5-C6-O6	-5.01	125.59	128.60
2	B	1320	C	N3-C4-N4	5.01	121.51	118.00
2	B	1617	C	C2-N1-C1'	-5.01	113.29	118.80
2	B	2614	A	C5-C6-N1	5.01	120.21	117.70
2	B	731	C	C4-C5-C6	-5.01	114.89	117.40

Continued on next page...

Continued from previous page...

Mol	Chain	Res	Type	Atoms	Z	Observed(°)	Ideal(°)
1	FB	1432	G	C5-C6-N1	-5.01	109.00	111.50
2	GB	728	G	N9-C4-C5	-5.01	103.40	105.40
2	GB	1632	A	N9-C4-C5	-5.01	103.80	105.80
2	GB	2053	G	C5-C6-O6	-5.01	125.59	128.60
2	GB	974(A)	G	C6-C5-N7	-5.01	127.39	130.40
2	B	673	C	N1-C2-O2	5.01	121.90	118.90
2	B	2274	A	C6-N1-C2	5.01	121.60	118.60
2	GB	949	C	C6-N1-C2	-5.01	118.30	120.30
2	B	1957	C	C6-N1-C2	5.00	122.30	120.30
2	GB	1559	G	N3-C4-C5	5.00	131.10	128.60
2	B	534	U	C5-C4-O4	5.00	128.90	125.90
2	B	1351	C	OP2-P-O3'	5.00	116.20	105.20
2	B	1355	G	C8-N9-C4	-5.00	104.40	106.40
2	GB	2497	A	C4-C5-C6	-5.00	114.50	117.00
2	GB	2643	G	N9-C4-C5	-5.00	103.40	105.40

There are no chirality outliers.

All (1) planarity outliers are listed below:

Mol	Chain	Res	Type	Group
21	U	84	ALA	Peptide

5.2 Too-close contacts [i](#)

In the following table, the Non-H and H(model) columns list the number of non-hydrogen atoms and hydrogen atoms in the chain respectively. The H(added) column lists the number of hydrogen atoms added and optimized by MolProbity. The Clashes column lists the number of clashes within the asymmetric unit, whereas Symm-Clashes lists symmetry-related clashes.

Mol	Chain	Non-H	H(model)	H(added)	Clashes	Symm-Clashes
1	A	32394	0	16367	824	0
1	FB	32394	0	16367	817	0
2	B	62031	0	31273	1297	0
2	GB	62031	0	31275	1270	1
3	C	2576	0	1305	62	0
3	HB	2576	0	1305	63	0
4	D	1642	0	841	47	0
4	IA	1642	0	841	44	0
4	IB	1642	0	841	46	0
4	NC	1642	0	841	41	0
5	E	2145	0	2234	111	0

Continued on next page...

Continued from previous page...

Mol	Chain	Non-H	H(model)	H(added)	Clashes	Symm-Clashes
5	JB	2145	0	2234	105	0
6	F	1563	0	1629	90	0
6	KB	1563	0	1629	88	0
7	G	1586	0	1632	110	0
7	LB	1586	0	1632	105	0
8	H	1471	0	1526	90	0
8	MB	1471	0	1526	86	1
9	I	1330	0	1407	63	0
9	NB	1330	0	1407	58	0
10	J	1137	0	1225	56	0
10	OB	1137	0	1225	55	0
11	K	1121	0	1195	57	0
11	PB	1121	0	1195	54	0
12	L	932	0	994	75	0
12	QB	932	0	994	72	0
13	M	1145	0	1228	56	0
13	RB	1145	0	1228	47	0
14	N	1121	0	1179	64	0
14	SB	1121	0	1179	59	0
15	O	968	0	1033	33	0
15	TB	968	0	1033	38	0
16	P	877	0	938	48	0
16	UB	877	0	938	48	0
17	Q	1143	0	1211	81	0
17	VB	1143	0	1211	67	0
18	R	964	0	1022	61	0
18	WB	964	0	1022	55	0
19	S	779	0	852	28	0
19	XB	779	0	852	25	0
20	T	890	0	951	37	0
20	YB	890	0	951	40	0
21	U	750	0	814	40	0
21	ZB	750	0	814	37	0
22	AC	814	0	907	40	0
22	V	814	0	907	40	0
23	BC	1495	0	1521	80	0
23	W	1495	0	1521	90	0
24	CC	662	0	688	40	0
24	X	662	0	688	38	0
25	DC	761	0	837	52	0
25	Y	761	0	837	46	0
26	EC	592	0	654	32	0

Continued on next page...

Continued from previous page...

Mol	Chain	Non-H	H(model)	H(added)	Clashes	Symm-Clashes
26	Z	592	0	654	33	0
27	AA	477	0	529	27	0
27	FC	477	0	529	25	0
28	BA	552	0	537	31	0
28	GC	552	0	537	30	0
29	CA	460	0	481	32	0
29	HC	460	0	482	30	0
30	DA	453	0	477	15	0
30	IC	453	0	477	13	0
31	EA	418	0	467	24	0
31	JC	418	0	467	30	0
32	FA	517	0	582	31	0
32	KC	517	0	582	28	0
33	GA	307	0	337	11	0
33	LC	307	0	337	9	0
34	HA	220	0	108	10	0
34	MC	220	0	108	10	0
35	JA	850	0	816	38	0
35	KA	455	0	444	24	0
35	OC	850	0	816	38	0
35	PC	455	0	444	26	0
36	LA	1900	0	1951	101	0
36	QC	1900	0	1951	96	0
37	MA	1612	0	1677	91	0
37	RC	1612	0	1677	80	0
38	NA	1703	0	1767	94	0
38	SC	1703	0	1767	91	0
39	OA	1155	0	1213	64	0
39	TC	1155	0	1213	75	0
40	PA	843	0	857	35	0
40	UC	843	0	857	37	0
41	QA	1257	0	1296	62	0
41	VC	1257	0	1296	61	0
42	RA	1116	0	1177	61	0
42	WC	1116	0	1177	61	0
43	SA	1011	0	1043	61	0
43	XC	1011	0	1043	59	0
44	TA	794	0	840	37	0
44	YC	794	0	840	38	0
45	UA	864	0	881	39	0
45	ZC	864	0	881	45	0
46	AD	958	0	1047	54	0

Continued on next page...

Continued from previous page...

Mol	Chain	Non-H	H(model)	H(added)	Clashes	Symm-Clashes
46	VA	958	0	1047	55	0
47	BD	933	0	992	62	0
47	WA	933	0	992	64	0
48	CD	492	0	533	37	0
48	XA	492	0	533	39	0
49	DD	734	0	771	41	0
49	YA	734	0	771	37	0
50	ED	700	0	720	33	0
50	ZA	700	0	720	28	0
51	AB	823	0	893	40	0
51	FD	823	0	893	40	0
52	BB	574	0	644	32	0
52	GD	574	0	644	31	0
53	CB	665	0	686	43	0
53	HD	665	0	686	43	0
54	DB	762	0	859	43	0
54	ID	762	0	859	41	0
55	EB	208	0	221	16	0
55	JD	208	0	221	16	0
56	A	183	0	0	0	0
56	AA	1	0	0	0	0
56	AB	2	0	0	0	0
56	AC	1	0	0	0	0
56	AD	4	0	0	0	0
56	B	433	0	0	0	0
56	BB	1	0	0	0	0
56	BC	1	0	0	0	0
56	BD	1	0	0	0	0
56	C	22	0	0	0	0
56	CA	1	0	0	0	0
56	CB	1	0	0	0	0
56	CC	1	0	0	0	0
56	D	5	0	0	0	0
56	DC	1	0	0	0	0
56	DD	1	0	0	0	0
56	E	6	0	0	0	0
56	EA	1	0	0	0	0
56	ED	1	0	0	0	0
56	F	4	0	0	0	0
56	FA	1	0	0	0	0
56	FB	194	0	0	0	0
56	G	2	0	0	0	0

Continued on next page...

Continued from previous page...

Mol	Chain	Non-H	H(model)	H(added)	Clashes	Symm-Clashes
56	GB	402	0	0	0	0
56	GC	1	0	0	0	0
56	H	2	0	0	0	0
56	HA	3	0	0	0	0
56	HB	20	0	0	0	0
56	HD	1	0	0	0	0
56	IA	9	0	0	0	0
56	IB	2	0	0	0	0
56	IC	1	0	0	0	0
56	J	1	0	0	0	0
56	JA	1	0	0	0	0
56	JB	5	0	0	0	0
56	JC	1	0	0	0	0
56	K	4	0	0	0	0
56	KB	2	0	0	0	0
56	KC	1	0	0	0	0
56	L	3	0	0	0	0
56	LA	1	0	0	0	0
56	LB	4	0	0	0	0
56	M	3	0	0	0	0
56	MA	6	0	0	0	0
56	MC	3	0	0	0	0
56	NA	2	0	0	0	0
56	NB	1	0	0	0	0
56	NC	10	0	0	0	0
56	O	2	0	0	0	0
56	OA	4	0	0	0	0
56	OB	1	0	0	0	0
56	OC	1	0	0	0	0
56	PA	3	0	0	0	0
56	PB	2	0	0	0	0
56	PC	1	0	0	0	0
56	Q	1	0	0	0	0
56	QA	1	0	0	0	0
56	QB	2	0	0	0	0
56	QC	3	0	0	0	0
56	R	1	0	0	0	0
56	RB	3	0	0	0	0
56	RC	2	0	0	0	0
56	S	1	0	0	0	0
56	SA	1	0	0	0	0
56	SB	2	0	0	0	0

Continued on next page...

Continued from previous page...

Mol	Chain	Non-H	H(model)	H(added)	Clashes	Symm-Clashes
56	SC	4	0	0	0	0
56	T	2	0	0	0	0
56	TB	1	0	0	0	0
56	TC	3	0	0	0	0
56	U	1	0	0	0	0
56	UA	1	0	0	0	0
56	UB	4	0	0	0	0
56	UC	3	0	0	0	0
56	V	2	0	0	0	0
56	VA	2	0	0	0	0
56	VB	3	0	0	0	0
56	VC	1	0	0	0	0
56	WC	1	0	0	0	0
56	XB	2	0	0	0	0
56	Y	3	0	0	0	0
56	YA	3	0	0	0	0
56	Z	1	0	0	0	0
56	ZB	2	0	0	0	0
56	ZC	1	0	0	0	0
57	B	30	0	24	4	0
57	GB	30	0	24	7	0
58	AC	1	0	0	0	0
58	BA	1	0	0	0	0
58	CA	1	0	0	0	0
58	DA	1	0	0	0	0
58	GA	1	0	0	0	0
58	GC	1	0	0	0	0
58	HC	1	0	0	0	0
58	IC	1	0	0	0	0
58	LC	1	0	0	0	0
58	V	1	0	0	0	0
All	All	298186	0	202351	8489	1

The all-atom clashscore is defined as the number of clashes found per 1000 atoms (including hydrogen atoms). The all-atom clashscore for this structure is 18.

All (8489) close contacts within the same asymmetric unit are listed below, sorted by their clash magnitude.

Atom-1	Atom-2	Interatomic distance (Å)	Clash overlap (Å)
38:SC:18:LYS:NZ	38:SC:26:CYS:SG	2.02	1.33
38:SC:18:LYS:NZ	38:SC:31:CYS:SG	2.07	1.27

Continued on next page...

Continued from previous page...

Atom-1	Atom-2	Interatomic distance (Å)	Clash overlap (Å)
38:NA:18:LYS:NZ	38:NA:26:CYS:SG	2.09	1.26
3:C:90:C:OP2	14:N:16:ARG:NH1	1.77	1.18
1:FB:9:G:OP2	39:TC:121:LYS:NZ	1.76	1.16
1:A:9:G:OP2	39:OA:121:LYS:NZ	1.79	1.15
2:GB:321:G:OP2	7:LB:135:LYS:NZ	1.81	1.14
38:NA:18:LYS:NZ	38:NA:31:CYS:SG	2.21	1.14
25:Y:47:GLN:HA	25:Y:47:GLN:HE21	1.15	1.12
38:NA:12:CYS:SG	38:NA:18:LYS:NZ	2.22	1.12
5:E:43:ARG:HG3	5:E:43:ARG:HH11	1.16	1.11
3:HB:90:C:OP2	14:SB:16:ARG:NH1	1.82	1.11
2:GB:606:U:OP2	7:LB:104:LYS:NZ	1.84	1.10
2:B:2313:C:OP2	8:H:74:LYS:NZ	1.85	1.09
45:UA:120:ARG:HH12	45:UA:126:ARG:NH1	1.52	1.07
26:EC:56:GLN:HA	26:EC:59:ARG:HH12	1.19	1.07
25:DC:47:GLN:HA	25:DC:47:GLN:HE21	1.17	1.06
34:HA:22:A:OP2	35:JA:195:ARG:NH1	1.89	1.06
7:G:72:ARG:HG3	7:G:72:ARG:HH11	1.19	1.05
2:GB:2313:C:OP2	8:MB:74:LYS:NZ	1.89	1.05
5:JB:43:ARG:HG3	5:JB:43:ARG:HH11	1.21	1.04
7:LB:72:ARG:HH11	7:LB:72:ARG:HG3	1.18	1.03
26:Z:56:GLN:HA	26:Z:59:ARG:HH12	1.23	1.01
38:SC:12:CYS:SG	38:SC:18:LYS:NZ	2.33	1.01
2:B:321:G:OP2	7:G:135:LYS:NZ	1.93	1.00
7:LB:64:ILE:HD11	7:LB:75:HIS:HB2	1.43	0.99
7:G:64:ILE:HD11	7:G:75:HIS:HB2	1.44	0.98
45:ZC:120:ARG:HH12	45:ZC:126:ARG:NH1	1.61	0.97
9:I:3:ARG:HB2	9:I:3:ARG:HH11	1.26	0.97
2:GB:819:A:OP2	2:GB:1187:G:N2	1.97	0.96
29:CA:16:ARG:NH1	29:CA:17:ASP:OD1	1.97	0.96
23:BC:8:TYR:HE2	23:BC:23:LYS:HZ3	1.10	0.96
43:XC:36:TYR:HE1	43:XC:70:LYS:HZ1	1.15	0.95
25:Y:3:LYS:HD3	25:Y:61:ARG:HH12	1.32	0.95
2:B:606:U:OP2	7:G:104:LYS:NZ	1.99	0.95
2:GB:2347:C:OP1	30:IC:38:LYS:NZ	1.98	0.95
43:SA:110:GLU:OE1	43:SA:113:LYS:NZ	2.01	0.94
2:B:1359:A:N1	2:B:1372:U:N3	2.15	0.94
1:FB:1309:G:OP2	47:BD:99:ARG:NE	2.01	0.94
2:GB:1359:A:N1	2:GB:1372:U:N3	2.16	0.94
43:XC:110:GLU:OE1	43:XC:113:LYS:NZ	2.00	0.94
1:A:974:A:OP2	48:XA:29:ARG:NH2	1.99	0.93
37:MA:35:GLU:OE1	37:MA:97:LYS:NZ	2.02	0.93

Continued on next page...

Continued from previous page...

Atom-1	Atom-2	Interatomic distance (Å)	Clash overlap (Å)
2:B:2378:A:H4'	16:P:23:ARG:HH11	1.33	0.93
1:FB:974:A:OP2	48:CD:29:ARG:NH2	2.00	0.92
23:W:8:TYR:HE2	23:W:23:LYS:HZ3	1.02	0.92
29:HC:16:ARG:NH1	29:HC:17:ASP:OD1	2.02	0.92
2:B:2285:C:OP2	30:DA:6:ARG:NH1	2.03	0.92
16:P:13:ARG:HG2	16:P:13:ARG:HH11	1.34	0.92
36:QC:121:LEU:HB3	36:QC:127:ILE:HG12	1.50	0.92
36:LA:121:LEU:HB3	36:LA:127:ILE:HG12	1.50	0.92
9:NB:3:ARG:HB2	9:NB:3:ARG:HH11	1.34	0.91
1:A:411:A:OP1	38:NA:30:LYS:NZ	2.02	0.91
2:GB:1566:A:OP1	5:JB:211:ARG:NH1	2.03	0.91
6:KB:36:ARG:NH1	6:KB:85:ASN:OD1	2.04	0.91
2:B:2347:C:OP1	30:DA:38:LYS:NZ	2.03	0.91
18:WB:11:ARG:HH11	18:WB:11:ARG:HG3	1.35	0.91
1:A:509:A:H5'	38:NA:55:ALA:HB2	1.51	0.91
2:GB:1952:A:OP1	12:QB:44:LYS:NZ	2.03	0.91
2:B:154:G:H3'	2:B:154(A):C:H4'	1.53	0.91
12:QB:66:LYS:HB2	12:QB:82:ASN:HD21	1.36	0.91
16:UB:13:ARG:HH11	16:UB:13:ARG:HG2	1.36	0.91
7:LB:165:ARG:HH11	7:LB:165:ARG:HG3	1.33	0.90
2:B:1952:A:OP1	12:L:44:LYS:NZ	2.02	0.90
28:GC:58:ARG:HH21	47:BD:80:ARG:HH12	1.15	0.90
1:FB:504:C:H41	46:AD:115:LYS:HZ1	1.19	0.90
1:FB:1240:U:H4'	1:FB:1241:G:OP2	1.69	0.90
18:R:11:ARG:HH11	18:R:11:ARG:HG3	1.37	0.90
2:GB:154:G:H3'	2:GB:154(A):C:H4'	1.53	0.90
2:B:819:A:OP2	2:B:1187:G:N2	2.05	0.90
43:SA:36:TYR:HE1	43:SA:70:LYS:HZ2	1.12	0.90
1:A:1309:G:OP2	47:WA:99:ARG:NE	2.03	0.90
10:J:104:GLN:O	10:J:105:HIS:ND1	2.05	0.89
2:B:993:G:OP1	18:R:50:ARG:NH2	2.06	0.89
9:I:3:ARG:HB2	9:I:3:ARG:NH1	1.88	0.89
1:A:1240:U:H4'	1:A:1241:G:OP2	1.68	0.89
4:IA:33:U:OP2	43:SA:128:ARG:NH2	2.03	0.89
2:GB:2378:A:H4'	16:UB:23:ARG:HH11	1.36	0.89
2:GB:847:U:O4	2:GB:933:A:N6	2.06	0.89
2:B:1566:A:OP1	5:E:211:ARG:NH1	2.05	0.89
12:QB:71:ARG:HH12	12:QB:104:ARG:HB3	1.35	0.89
2:B:847:U:O4	2:B:933:A:N6	2.06	0.88
24:X:18:ALA:HB3	24:X:20:ARG:NH1	1.89	0.88
2:B:2164:C:OP2	2:B:2165:G:N2	2.07	0.88

Continued on next page...

Continued from previous page...

Atom-1	Atom-2	Interatomic distance (Å)	Clash overlap (Å)
1:FB:1304:G:N2	1:FB:1332:A:OP2	2.06	0.87
25:DC:3:LYS:HD3	25:DC:61:ARG:HH12	1.37	0.87
40:UC:94:GLN:HG3	52:GD:32:ARG:HH11	1.38	0.87
40:PA:94:GLN:HG3	52:BB:32:ARG:HH11	1.39	0.87
2:GB:2285:C:OP2	30:IC:6:ARG:NH1	2.06	0.87
12:L:66:LYS:HB2	12:L:82:ASN:HD21	1.38	0.86
1:FB:1240:U:O2'	41:VC:32:ARG:NH1	2.08	0.86
1:A:1304:G:N2	1:A:1332:A:OP2	2.05	0.86
24:CC:18:ALA:HB3	24:CC:20:ARG:NH1	1.89	0.86
15:TB:103:ARG:NH1	15:TB:108:GLY:O	2.08	0.86
4:NC:33:U:OP2	43:XC:128:ARG:NH2	2.07	0.86
37:RC:35:GLU:OE1	37:RC:97:LYS:NZ	2.07	0.86
3:C:10:C:O2	3:C:110:G:N2	2.08	0.86
1:A:1240:U:O2'	41:QA:32:ARG:NH1	2.08	0.86
1:A:177:C:OP1	54:DB:65:LYS:NZ	2.09	0.85
2:B:1264:G:OP1	29:CA:19:ARG:NH2	2.08	0.85
1:FB:177:C:OP1	54:ID:65:LYS:NZ	2.08	0.85
2:GB:430:G:H5''	2:GB:431:U:OP2	1.75	0.85
23:BC:98:MET:HE1	23:BC:133:ILE:HG23	1.59	0.85
2:B:7:G:N2	2:B:2897:U:O4	2.09	0.85
7:G:165:ARG:HH11	7:G:165:ARG:HG3	1.40	0.85
9:I:149:ARG:NH1	9:I:167:GLU:OE2	2.10	0.85
6:F:36:ARG:NH1	6:F:85:ASN:OD1	2.10	0.85
1:FB:1077:G:N2	1:FB:1080:A:OP2	2.09	0.84
2:GB:1264:G:OP1	29:HC:19:ARG:NH2	2.10	0.84
2:B:1920:4OC:HM23	2:B:1921:G:H5'	1.56	0.84
2:GB:1093:G:N2	2:GB:1097:U:OP2	2.09	0.84
5:JB:43:ARG:HG3	5:JB:43:ARG:NH1	1.86	0.84
9:NB:11:VAL:HG21	9:NB:50:VAL:HG23	1.59	0.84
1:FB:993:G:H2'	1:FB:995:C:H41	1.41	0.84
1:FB:1256:A:OP1	37:RC:26:LYS:NZ	2.09	0.84
2:GB:1434:A:H61	2:GB:1558:A:H62	1.26	0.84
11:PB:70:LYS:HZ3	11:PB:72:TYR:HE1	1.23	0.84
9:NB:149:ARG:NH1	9:NB:167:GLU:OE2	2.11	0.84
1:A:1077:G:N2	1:A:1080:A:OP2	2.11	0.84
3:C:105:G:H5'	23:W:31:ARG:HB3	1.59	0.84
47:WA:14:ARG:HG2	47:WA:44:ARG:NH1	1.92	0.84
45:ZC:108:ILE:HD12	52:GD:87:ARG:HH11	1.42	0.84
2:GB:1169:G:H1	2:GB:1180:C:H42	1.25	0.84
25:DC:47:GLN:HA	25:DC:47:GLN:NE2	1.93	0.84
1:FB:1086:U:H3	1:FB:1099:G:H22	1.25	0.83

Continued on next page...

Continued from previous page...

Atom-1	Atom-2	Interatomic distance (Å)	Clash overlap (Å)
9:NB:3:ARG:HB2	9:NB:3:ARG:NH1	1.92	0.83
44:YC:50:ILE:HA	44:YC:60:ARG:HB3	1.61	0.83
1:A:971:G:N2	1:A:1363:A:OP2	2.10	0.83
2:GB:2164:C:OP2	2:GB:2165:G:N2	2.11	0.83
43:XC:112:LYS:NZ	43:XC:113:LYS:O	2.10	0.83
52:BB:56:THR:HB	52:BB:58:LEU:HD23	1.60	0.83
12:L:71:ARG:HH12	12:L:104:ARG:HB3	1.41	0.83
52:GD:56:THR:HB	52:GD:58:LEU:HD23	1.59	0.83
1:A:316:G:OP2	1:A:351:G:O2'	1.97	0.83
1:A:993:G:H2'	1:A:995:C:H41	1.41	0.83
2:B:1169:G:H1	2:B:1180:C:H42	1.26	0.83
1:FB:186(C):C:H42	1:FB:191(E):G:H1	1.27	0.83
54:DB:57:ARG:NH1	54:DB:102:GLY:HA3	1.94	0.83
3:HB:105:G:H5'	23:BC:31:ARG:HB3	1.60	0.83
54:ID:57:ARG:NH1	54:ID:102:GLY:HA3	1.92	0.83
2:GB:2728:U:H5'	12:QB:70:LYS:HZ1	1.43	0.83
11:PB:43:THR:HG23	18:WB:64:ARG:HH11	1.44	0.83
26:EC:56:GLN:HA	26:EC:59:ARG:NH1	1.92	0.83
1:A:345:C:H3'	17:Q:41:ARG:HH12	1.41	0.82
1:FB:504:C:H41	46:AD:115:LYS:NZ	1.77	0.82
10:OB:104:GLN:HG2	10:OB:105:HIS:CE1	2.14	0.82
1:A:504:C:H41	46:VA:115:LYS:HZ1	1.24	0.82
2:GB:7:G:N2	2:GB:2897:U:O4	2.12	0.82
1:A:1086:U:H3	1:A:1099:G:H22	1.24	0.82
5:E:20:ASP:OD2	5:E:21:PHE:N	2.13	0.82
2:B:1434:A:H61	2:B:1558:A:H62	1.26	0.82
44:TA:50:ILE:HA	44:TA:60:ARG:HB3	1.61	0.82
6:KB:47:VAL:HG11	6:KB:86:PRO:HD2	1.62	0.82
2:B:1022:G:H22	2:B:1142(B):A:H2	1.27	0.82
3:C:12:C:N3	24:X:74:ARG:NH2	2.28	0.82
5:JB:217:ARG:HG2	5:JB:217:ARG:HH11	1.44	0.82
3:C:31:C:O2	3:C:53:A:N6	2.12	0.82
2:GB:662:G:OP1	13:RB:16:ARG:NH1	2.12	0.82
17:VB:64:ARG:HH12	17:VB:103:ARG:HG2	1.42	0.82
43:SA:112:LYS:NZ	43:SA:113:LYS:O	2.12	0.82
1:FB:689:C:HO2'	1:FB:705:U:HO2'	1.24	0.82
1:FB:971:G:N2	1:FB:1363:A:OP2	2.12	0.82
1:A:652:U:O4	1:A:752:G:O2'	1.99	0.81
1:FB:652:U:O4	1:FB:752:G:O2'	1.99	0.81
2:B:2260:C:O2	2:B:2280:G:N2	2.10	0.81
5:E:217:ARG:HG2	5:E:217:ARG:HH11	1.43	0.81

Continued on next page...

Continued from previous page...

Atom-1	Atom-2	Interatomic distance (Å)	Clash overlap (Å)
11:K:43:THR:HG23	18:R:64:ARG:HH11	1.43	0.81
14:N:85:LYS:HG2	24:X:7:LEU:HB3	1.61	0.81
17:VB:64:ARG:HH11	17:VB:64:ARG:HG3	1.43	0.81
11:K:70:LYS:HZ3	11:K:72:TYR:HE1	1.27	0.81
34:HA:21:A:H62	35:JA:198:THR:HG1	1.26	0.81
4:D:74:C:H4'	25:Y:23:LYS:HB2	1.62	0.81
41:QA:79:ARG:HD2	41:QA:80:VAL:H	1.45	0.81
3:HB:31:C:O2	3:HB:53:A:N6	2.14	0.81
5:E:85:ASP:OD2	5:E:88:ARG:NH1	2.14	0.81
2:GB:993:G:OP1	18:WB:50:ARG:NH2	2.12	0.81
37:RC:91:LEU:HD23	37:RC:99:VAL:HB	1.63	0.81
47:BD:14:ARG:HG2	47:BD:44:ARG:NH1	1.95	0.80
1:A:1309:G:H22	1:A:1329:A:H1'	1.45	0.80
23:W:98:MET:HE1	23:W:133:ILE:HG23	1.64	0.80
36:LA:178:ARG:NH1	36:LA:196:LEU:O	2.14	0.80
24:X:37:LEU:HD21	24:X:61:ALA:HB2	1.63	0.80
2:GB:1920:4OC:HM23	2:GB:1921:G:H5'	1.63	0.80
28:GC:58:ARG:HD2	53:HD:67:VAL:HB	1.63	0.80
38:NA:175:SER:HB3	38:NA:184:LYS:HB3	1.62	0.80
2:GB:308:G:O2'	22:AC:19:LYS:NZ	2.15	0.80
10:J:104:GLN:C	10:J:105:HIS:HD1	1.84	0.80
1:A:563:A:O2'	1:A:564:C:OP2	1.99	0.80
2:B:1093:G:N2	2:B:1097:U:OP2	2.14	0.80
6:F:47:VAL:HG11	6:F:86:PRO:HD2	1.65	0.80
36:LA:84:GLU:HB3	36:LA:219:VAL:HG11	1.63	0.80
1:FB:1309:G:H22	1:FB:1329:A:H1'	1.47	0.80
1:FB:1338:G:H21	4:NC:41:C:H1'	1.47	0.80
41:VC:79:ARG:HD2	41:VC:80:VAL:H	1.46	0.80
2:B:2210:G:H3'	2:B:2211:G:C8	2.16	0.79
9:I:11:VAL:HG21	9:I:50:VAL:HG23	1.62	0.79
28:BA:33:VAL:O	47:WA:57:ARG:NH1	2.15	0.79
45:UA:108:ILE:HD12	52:BB:87:ARG:HH11	1.45	0.79
1:FB:902:G:H2'	1:FB:903:G:H8	1.47	0.79
3:HB:10:C:O2	3:HB:110:G:N2	2.14	0.79
5:JB:85:ASP:OD2	5:JB:88:ARG:NH1	2.15	0.79
6:KB:44:TYR:OH	6:KB:80:GLU:OE2	1.98	0.79
1:FB:563:A:O2'	1:FB:564:C:OP2	1.98	0.79
1:A:533:A:O2'	1:A:535:A:OP2	1.99	0.79
1:FB:147:G:H1	1:FB:175:C:H42	1.30	0.79
48:XA:27:CYS:SG	48:XA:28:GLY:N	2.54	0.79
44:YC:48:THR:HA	44:YC:62:HIS:HB3	1.64	0.79

Continued on next page...

Continued from previous page...

Atom-1	Atom-2	Interatomic distance (Å)	Clash overlap (Å)
1:A:147:G:H1	1:A:175:C:H42	1.29	0.79
2:B:2810:A:N6	2:B:2891:G:O2'	2.14	0.79
1:A:1256:A:OP1	37:MA:26:LYS:NZ	2.16	0.79
17:Q:64:ARG:HH11	17:Q:64:ARG:HG3	1.45	0.79
2:GB:1798:U:H5'	5:JB:259:THR:HG22	1.64	0.79
11:K:70:LYS:NZ	11:K:72:TYR:HE1	1.81	0.79
1:A:1110:A:H5''	1:A:1111:A:OP2	1.83	0.78
2:B:430:G:H5''	2:B:431:U:OP2	1.83	0.78
37:MA:91:LEU:HD23	37:MA:99:VAL:HB	1.64	0.78
43:XC:97:LYS:NZ	43:XC:102:LEU:O	2.16	0.78
2:GB:2210:G:H3'	2:GB:2211:G:C8	2.18	0.78
4:IB:8:4SU:S4	4:IB:14:A:N7	2.56	0.78
1:A:1264:C:H2'	1:A:1265:G:H8	1.47	0.78
2:GB:184:C:H2'	2:GB:185:U:H6	1.47	0.78
2:GB:2305:A:H5''	8:MB:134:GLY:HA3	1.65	0.78
36:QC:74:LYS:HB3	36:QC:74:LYS:HZ2	1.49	0.78
3:C:15:A:H3'	3:C:16:G:H8	1.47	0.78
16:P:85:VAL:HB	16:P:112:PHE:HB3	1.66	0.78
26:Z:56:GLN:HA	26:Z:59:ARG:NH1	1.97	0.78
4:IA:9:G:O2'	4:IA:10:G:N7	2.16	0.78
16:P:42:ASP:OD2	16:P:42:ASP:N	2.16	0.78
2:GB:1022:G:H22	2:GB:1142(B):A:H2	1.26	0.78
38:SC:57:ARG:HH12	39:TC:107:ARG:NH1	1.81	0.78
5:E:133:LEU:HA	5:E:136:ILE:HD12	1.66	0.78
25:Y:47:GLN:HA	25:Y:47:GLN:NE2	1.96	0.78
1:FB:512:U:OP1	38:SC:46:LYS:NZ	2.16	0.78
9:NB:126:PRO:HG2	9:NB:130:ARG:HH12	1.49	0.78
39:TC:50:GLU:OE2	39:TC:51:VAL:N	2.15	0.78
1:A:949:A:H1'	1:A:1364:U:H3	1.49	0.78
2:GB:184:C:H2'	2:GB:185:U:C6	2.19	0.78
36:QC:84:GLU:HB3	36:QC:219:VAL:HG11	1.64	0.78
2:B:978:G:H5''	2:B:979:G:OP2	1.84	0.78
2:GB:2260:C:O2	2:GB:2280:G:N2	2.14	0.78
1:A:186(C):C:H42	1:A:191(E):G:H1	1.29	0.78
2:B:190:A:OP2	25:Y:39:LYS:NZ	2.17	0.78
2:B:270(P):U:O2	10:J:52:ARG:NH1	2.17	0.78
16:UB:42:ASP:OD2	16:UB:42:ASP:N	2.16	0.78
4:NC:9:G:O2'	4:NC:10:G:N7	2.16	0.78
17:Q:64:ARG:HH12	17:Q:103:ARG:HG2	1.47	0.78
17:Q:108:ARG:HG2	17:Q:112:ARG:HH12	1.49	0.78
23:W:72:ARG:HA	23:W:72:ARG:HH11	1.47	0.78

Continued on next page...

Continued from previous page...

Atom-1	Atom-2	Interatomic distance (Å)	Clash overlap (Å)
1:FB:509:A:H5'	38:SC:55:ALA:HB2	1.66	0.78
1:FB:1124:G:N7	1:FB:1145:C:O2'	2.15	0.78
2:GB:2168:G:N2	2:GB:2171:A:OP2	2.17	0.78
14:SB:82:ARG:HE	24:CC:4:LYS:HG3	1.50	0.77
7:G:182:ASN:ND2	7:G:185:ASP:OD2	2.16	0.77
2:GB:296:C:O3'	22:AC:95:LYS:NZ	2.17	0.77
10:J:104:GLN:HG2	10:J:105:HIS:CE1	2.18	0.77
1:FB:1264:C:H2'	1:FB:1265:G:H8	1.49	0.77
14:SB:85:LYS:HG2	24:CC:7:LEU:HB3	1.67	0.77
1:A:1022:G:H2'	1:A:1023:G:H4'	1.66	0.77
38:NA:141:ARG:NH1	38:NA:141:ARG:HB2	2.00	0.77
1:A:1047:G:H1	1:A:1210:C:H42	1.33	0.77
2:B:308:G:O2'	22:V:19:LYS:NZ	2.16	0.77
9:NB:164:TYR:HB2	9:NB:167:GLU:HB2	1.65	0.77
15:O:103:ARG:NH1	15:O:108:GLY:O	2.17	0.77
44:TA:48:THR:HA	44:TA:62:HIS:HB3	1.64	0.77
2:B:662:G:OP1	13:M:16:ARG:NH1	2.18	0.77
1:A:1124:G:N7	1:A:1145:C:O2'	2.18	0.77
3:C:28:C:OP1	16:P:36:TYR:OH	2.02	0.77
47:WA:14:ARG:HG2	47:WA:44:ARG:HH11	1.49	0.77
51:AB:66:SER:O	51:AB:70:ARG:NH1	2.17	0.77
36:QC:68:ILE:HG12	36:QC:161:ALA:HB3	1.66	0.77
1:A:1279:A:O2'	1:A:1281:U:OP2	2.01	0.76
2:GB:1728:G:H5'	2:GB:1729:A:OP2	1.85	0.76
17:VB:108:ARG:HG2	17:VB:112:ARG:HH12	1.48	0.76
34:MC:13:A:H2'	34:MC:14:A:H4'	1.66	0.76
1:A:345:C:H3'	17:Q:41:ARG:NH1	1.99	0.76
2:B:1045:A:H5''	2:B:1046:A:H5'	1.66	0.76
2:B:2168:G:N2	2:B:2171:A:OP2	2.17	0.76
34:HA:13:A:H2'	34:HA:14:A:H4'	1.65	0.76
1:FB:316:G:OP2	1:FB:351:G:O2'	2.02	0.76
36:QC:178:ARG:NH1	36:QC:196:LEU:O	2.17	0.76
38:SC:141:ARG:NH1	38:SC:141:ARG:HB2	2.00	0.76
2:GB:519:U:H2'	2:GB:520:G:H8	1.49	0.76
7:LB:72:ARG:HG3	7:LB:72:ARG:NH1	1.97	0.76
8:MB:143:GLU:HG3	28:GC:28:LYS:HB2	1.68	0.76
36:QC:165:VAL:HA	36:QC:187:LEU:HD23	1.67	0.76
2:B:55:G:H2'	2:B:56:A:H8	1.50	0.76
3:HB:12:C:N3	24:CC:74:ARG:NH2	2.29	0.76
12:QB:45:GLU:HA	12:QB:54:GLU:OE2	1.85	0.76
1:A:902:G:H2'	1:A:903:G:H8	1.50	0.76

Continued on next page...

Continued from previous page...

Atom-1	Atom-2	Interatomic distance (Å)	Clash overlap (Å)
2:B:519:U:H2'	2:B:520:G:H8	1.48	0.76
5:E:230:ASP:OD1	5:E:230:ASP:N	2.12	0.76
6:F:44:TYR:OH	6:F:80:GLU:OE2	2.04	0.76
1:FB:1047:G:H1	1:FB:1210:C:H42	1.32	0.76
16:UB:85:VAL:HB	16:UB:112:PHE:HB3	1.68	0.76
38:SC:175:SER:HB3	38:SC:184:LYS:HB3	1.66	0.76
2:B:885:C:H3'	2:B:886:C:H4'	1.67	0.76
20:T:13:SER:HB3	20:T:16:LYS:HD2	1.68	0.76
2:B:507:A:O2'	2:B:508:G:OP2	2.03	0.76
2:B:2846:G:OP2	17:Q:54:ARG:HG3	1.86	0.76
14:N:82:ARG:HE	24:X:4:LYS:HG3	1.49	0.76
1:FB:984:C:H42	1:FB:1221:G:H1	1.31	0.76
1:A:1373:G:H5''	41:QA:36:LYS:NZ	2.01	0.75
2:B:506:G:H4'	2:B:507:A:H5'	1.68	0.75
1:A:677:U:H3	1:A:713:G:H22	1.34	0.75
2:B:1471:A:OP2	2:B:1521:G:N2	2.19	0.75
1:FB:658:G:OP1	49:DD:8:LYS:NZ	2.19	0.75
2:GB:2810:A:N6	2:GB:2891:G:O2'	2.18	0.75
39:TC:121:LYS:NZ	39:TC:122:GLU:H	1.83	0.75
27:AA:35:ARG:NH1	27:AA:35:ARG:HB3	2.01	0.75
1:A:421:U:O4	37:MA:127:ARG:NH1	2.20	0.75
1:FB:467:G:H2'	1:FB:468:A:H8	1.50	0.75
1:FB:1022:G:H2'	1:FB:1023:G:H4'	1.67	0.75
3:HB:15:A:H3'	3:HB:16:G:H8	1.49	0.75
5:JB:148:GLU:HB2	5:JB:151:LYS:HD2	1.68	0.75
36:QC:127:ILE:HD12	36:QC:135:GLN:HG3	1.68	0.75
5:JB:133:LEU:HA	5:JB:136:ILE:HD12	1.67	0.75
36:LA:127:ILE:HD12	36:LA:135:GLN:HG3	1.69	0.75
36:LA:155:LEU:HD21	36:LA:159:PRO:HD3	1.69	0.75
3:C:91:C:H2'	3:C:92:G:H8	1.52	0.75
3:HB:21:G:H1	3:HB:62:C:H42	1.34	0.75
3:HB:86:G:N2	3:HB:90:C:O2	2.16	0.75
11:PB:70:LYS:NZ	11:PB:72:TYR:HE1	1.84	0.75
1:FB:1279:A:O2'	1:FB:1281:U:OP2	2.03	0.75
18:WB:58:ARG:HH11	18:WB:58:ARG:HG3	1.49	0.75
9:I:164:TYR:HB2	9:I:167:GLU:HB2	1.67	0.75
2:B:1992:G:O2'	2:B:1993:U:OP2	2.04	0.74
27:AA:35:ARG:HB3	27:AA:35:ARG:HH11	1.52	0.74
10:OB:74:ASN:O	10:OB:141:LYS:NZ	2.19	0.74
24:CC:37:LEU:HD21	24:CC:61:ALA:HB2	1.68	0.74
8:H:143:GLU:HG3	28:BA:28:LYS:HB2	1.70	0.74

Continued on next page...

Continued from previous page...

Atom-1	Atom-2	Interatomic distance (Å)	Clash overlap (Å)
6:KB:183:LEU:HD21	17:VB:10:VAL:HG11	1.70	0.74
27:FC:35:ARG:HB3	27:FC:35:ARG:NH1	2.03	0.74
1:A:658:G:OP1	49:YA:8:LYS:NZ	2.20	0.74
12:L:75:SER:OG	17:Q:74:ARG:NH1	2.19	0.74
18:R:58:ARG:HH11	18:R:58:ARG:HG3	1.52	0.74
1:FB:1381:U:H1'	41:VC:79:ARG:HE	1.52	0.74
2:GB:55:G:H2'	2:GB:56:A:H8	1.52	0.74
2:GB:1936:A:OP2	2:GB:1962:5MC:N4	2.19	0.74
43:XC:6:GLY:H	43:XC:84:ALA:HB2	1.53	0.74
1:A:1166:G:H2'	1:A:1169:A:OP2	1.87	0.74
2:B:2304:G:H4'	8:H:133:LEU:HA	1.69	0.74
49:YA:63:ARG:NH1	49:YA:87:ILE:HD13	2.02	0.74
1:FB:979:C:H42	48:CD:18:VAL:HB	1.52	0.74
1:FB:1058:G:H1	1:FB:1199:U:H3	1.35	0.74
3:HB:11:C:H3'	3:HB:12:C:H6	1.52	0.74
47:BD:91:ARG:HB3	47:BD:91:ARG:HH11	1.53	0.74
1:A:984:C:H42	1:A:1221:G:H1	1.35	0.74
41:QA:54:THR:HG22	41:QA:56:GLN:HE22	1.52	0.74
12:QB:75:SER:OG	17:VB:74:ARG:NH1	2.21	0.74
2:B:296:C:O3'	22:V:95:LYS:NZ	2.19	0.74
1:FB:1110:A:H5''	1:FB:1111:A:OP2	1.88	0.74
2:GB:796:C:H2'	2:GB:797:C:C6	2.22	0.74
6:KB:171:GLU:HB3	6:KB:185:LYS:HB3	1.68	0.74
28:GC:58:ARG:HH21	47:BD:80:ARG:NH1	1.84	0.74
28:GC:59:PHE:HE2	53:HD:64:GLU:HG3	1.51	0.74
1:A:467:G:H2'	1:A:468:A:H8	1.53	0.74
6:F:171:GLU:HB3	6:F:185:LYS:HB3	1.68	0.74
2:GB:507:A:O2'	2:GB:508:G:OP2	2.05	0.74
4:D:8:4SU:S4	4:D:14:A:N7	2.60	0.74
9:I:87:LEU:HB2	9:I:131:VAL:HG23	1.68	0.74
1:FB:790:A:OP1	4:NC:38:A:O2'	2.05	0.74
2:GB:270(M):U:O2'	2:GB:270(O):G:N2	2.21	0.74
39:OA:78:HIS:HD1	42:RA:104:ARG:HD2	1.53	0.74
52:BB:53:ARG:NH1	52:BB:58:LEU:O	2.18	0.74
2:GB:2728:U:H5'	12:QB:70:LYS:NZ	2.03	0.74
22:AC:102:CYS:SG	22:AC:103:GLY:N	2.60	0.74
41:VC:9:VAL:HG23	41:VC:94:ARG:HH21	1.53	0.74
1:A:1137:C:OP2	1:A:1138:G:N2	2.20	0.74
28:BA:69:LYS:NZ	53:CB:43:GLU:OE2	2.20	0.74
36:LA:68:ILE:HG12	36:LA:161:ALA:HB3	1.68	0.74
1:FB:949:A:H1'	1:FB:1364:U:H3	1.52	0.74

Continued on next page...

Continued from previous page...

Atom-1	Atom-2	Interatomic distance (Å)	Clash overlap (Å)
3:C:21:G:H1	3:C:62:C:H42	1.36	0.73
11:K:91:LEU:HA	11:K:95:PRO:HA	1.70	0.73
35:JA:139:ALA:HA	35:JA:144:TRP:HB2	1.70	0.73
42:RA:81:HIS:HB2	42:RA:138:TRP:HD1	1.53	0.73
2:GB:190:A:OP2	25:DC:39:LYS:NZ	2.21	0.73
23:BC:72:ARG:HH11	23:BC:72:ARG:HA	1.52	0.73
3:C:86:G:N2	3:C:90:C:O2	2.17	0.73
5:E:147:LEU:HD13	5:E:155:LEU:HD21	1.68	0.73
23:W:117:LEU:HA	23:W:174:VAL:HA	1.69	0.73
2:GB:1059:G:N2	2:GB:1080:C:O2	2.22	0.73
9:NB:87:LEU:HB2	9:NB:131:VAL:HG23	1.68	0.73
39:TC:37:ARG:HH12	39:TC:111:GLU:HG2	1.53	0.73
1:A:1323:G:N2	1:A:1361:G:O2'	2.21	0.73
1:A:1375:A:OP1	41:QA:28:ASN:ND2	2.21	0.73
36:LA:74:LYS:NZ	36:LA:74:LYS:HB3	2.03	0.73
43:SA:97:LYS:NZ	43:SA:102:LEU:O	2.20	0.73
47:WA:91:ARG:HB3	47:WA:91:ARG:HH11	1.53	0.73
9:NB:126:PRO:HB2	9:NB:130:ARG:HH22	1.53	0.73
27:FC:51:ALA:HA	27:FC:54:VAL:HG12	1.70	0.73
2:B:2305:A:H5''	8:H:134:GLY:HA3	1.71	0.73
6:F:183:LEU:HD21	17:Q:10:VAL:HG11	1.69	0.73
10:J:133:HIS:CE1	10:J:135:GLU:HB3	2.23	0.73
43:SA:17:VAL:HG11	43:SA:81:ILE:HG12	1.69	0.73
52:BB:66:LEU:O	52:BB:69:THR:OG1	2.06	0.73
36:QC:74:LYS:HB3	36:QC:74:LYS:NZ	2.03	0.73
36:QC:209:ARG:NH1	36:QC:237:ALA:O	2.20	0.73
52:GD:79:LEU:HD13	52:GD:80:PRO:HD2	1.68	0.73
1:FB:1323:G:N2	1:FB:1361:G:O2'	2.21	0.73
5:JB:274:ARG:HH11	5:JB:274:ARG:CG	2.01	0.73
14:SB:60:ARG:HH12	23:BC:177:PRO:HG2	1.53	0.73
51:FD:66:SER:O	51:FD:70:ARG:NH1	2.21	0.73
5:JB:20:ASP:OD2	5:JB:21:PHE:N	2.21	0.73
8:MB:63:ILE:HD13	8:MB:143:GLU:HB2	1.70	0.73
2:B:466:A:O3'	31:EA:33:ARG:NH2	2.21	0.73
2:B:2405:G:O2'	2:B:2406:U:OP2	2.05	0.73
39:OA:50:GLU:OE2	39:OA:51:VAL:N	2.20	0.73
1:FB:677:U:H3	1:FB:713:G:H22	1.37	0.73
1:FB:1129:C:O2'	1:FB:1139:G:N7	2.19	0.73
2:GB:1226:A:OP1	18:WB:16:LYS:NZ	2.22	0.73
2:B:1059:G:N2	2:B:1080:C:O2	2.22	0.73
24:X:27:GLU:HG3	24:X:68:GLU:HA	1.70	0.73

Continued on next page...

Continued from previous page...

Atom-1	Atom-2	Interatomic distance (Å)	Clash overlap (Å)
41:QA:9:VAL:HG23	41:QA:94:ARG:HH21	1.54	0.73
2:B:270(M):U:O2'	2:B:270(O):G:N2	2.20	0.73
52:BB:79:LEU:HD13	52:BB:80:PRO:HD2	1.69	0.73
1:FB:718:G:H5'	45:ZC:117:ASN:HB2	1.71	0.73
1:FB:1166:G:H2'	1:FB:1169:A:OP2	1.89	0.73
2:GB:1869:G:N2	2:GB:1872:A:OP2	2.19	0.73
47:BD:14:ARG:HG2	47:BD:44:ARG:HH11	1.53	0.73
14:N:60:ARG:HH12	23:W:177:PRO:HG2	1.54	0.72
36:LA:209:ARG:NH1	36:LA:237:ALA:O	2.21	0.72
2:GB:2055:C:OP1	29:HC:8:LYS:NZ	2.22	0.72
2:GB:2502:G:H5'	2:GB:2503:2MA:H5''	1.70	0.72
3:HB:91:C:H2'	3:HB:92:G:H8	1.53	0.72
43:XC:17:VAL:HG11	43:XC:81:ILE:HG12	1.71	0.72
18:R:11:ARG:HH11	18:R:11:ARG:CG	2.01	0.72
25:Y:4:VAL:HG12	25:Y:11:ARG:HB3	1.69	0.72
2:GB:2736:G:N2	2:GB:2768:C:O2	2.19	0.72
42:WC:81:HIS:HB2	42:WC:138:TRP:HD1	1.54	0.72
1:A:1058:G:H1	1:A:1199:U:H3	1.36	0.72
10:J:4:ILE:HD12	10:J:47:LEU:HD13	1.72	0.72
22:V:83:THR:OG1	22:V:84:ARG:N	2.21	0.72
19:XB:69:LYS:HB2	19:XB:88:ARG:HD2	1.70	0.72
22:AC:15:VAL:HG21	22:AC:42:VAL:HG11	1.71	0.72
2:B:1869:G:N2	2:B:1872:A:OP2	2.18	0.72
3:C:11:C:H3'	3:C:12:C:H6	1.52	0.72
36:LA:223:ILE:HA	36:LA:226:ARG:HB2	1.71	0.72
2:B:1067:A:H5'	2:B:1068:G:H21	1.55	0.72
2:B:1728:G:H5'	2:B:1729:A:OP2	1.89	0.72
12:L:19:ILE:HG22	12:L:43:VAL:HA	1.71	0.72
42:RA:96:GLY:N	42:RA:99:GLU:OE2	2.22	0.72
2:GB:885:C:H3'	2:GB:886:C:H4'	1.69	0.72
2:GB:2093:G:H1	2:GB:2196:C:H42	1.37	0.72
35:PC:328:ARG:NH1	35:PC:331:GLU:HB2	2.04	0.72
2:B:2502:G:H5'	2:B:2503:2MA:H5''	1.70	0.72
9:I:126:PRO:HG2	9:I:130:ARG:HH12	1.53	0.72
37:MA:77:ILE:HA	37:MA:84:ILE:HB	1.71	0.72
1:FB:1373:G:H5''	41:VC:36:LYS:NZ	2.04	0.72
1:A:1327:C:OP1	55:EB:20:LYS:HB3	1.89	0.72
2:B:184:C:H2'	2:B:185:U:C6	2.25	0.72
31:EA:47:ARG:HB3	31:EA:47:ARG:HH11	1.55	0.72
28:GC:59:PHE:HA	28:GC:61:ARG:HH11	1.55	0.72
37:RC:111:LEU:HD11	37:RC:145:GLY:HA3	1.70	0.72

Continued on next page...

Continued from previous page...

Atom-1	Atom-2	Interatomic distance (Å)	Clash overlap (Å)
43:XC:93:ARG:HH12	43:XC:97:LYS:HD3	1.54	0.72
2:B:2327:A:H2'	2:B:2328:A:C8	2.24	0.72
28:BA:58:ARG:NH1	53:CB:68:GLY:HA3	2.04	0.72
29:CA:56:LYS:NZ	29:CA:59:GLU:HA	2.04	0.72
35:JA:105:PRO:O	35:JA:109:ARG:NH1	2.22	0.72
1:FB:35:G:H1	1:FB:549:C:H42	1.37	0.72
2:GB:466:A:O3'	31:JC:33:ARG:NH2	2.22	0.72
36:QC:223:ILE:HA	36:QC:226:ARG:HB2	1.72	0.72
22:V:102:CYS:SG	22:V:103:GLY:N	2.62	0.72
29:CA:56:LYS:HZ1	29:CA:59:GLU:HA	1.54	0.72
36:LA:165:VAL:HA	36:LA:187:LEU:HD23	1.70	0.72
39:OA:37:ARG:HH12	39:OA:111:GLU:HG2	1.54	0.72
2:GB:2130:U:H5'	2:GB:2131:G:OP2	1.90	0.72
10:OB:133:HIS:CE1	10:OB:135:GLU:HB3	2.24	0.72
48:CD:27:CYS:SG	48:CD:28:GLY:N	2.63	0.72
2:B:1754:C:N3	2:B:2716:U:O2'	2.23	0.72
2:B:1798:U:H5'	5:E:259:THR:HG22	1.70	0.72
9:I:45:VAL:HG13	9:I:50:VAL:HG22	1.72	0.72
12:L:45:GLU:HA	12:L:54:GLU:OE2	1.90	0.72
16:P:20:ARG:NH1	24:X:48:GLY:O	2.23	0.72
43:SA:6:GLY:H	43:SA:84:ALA:HB2	1.54	0.72
2:GB:1045:A:H5''	2:GB:1046:A:H5'	1.71	0.72
36:QC:155:LEU:HD21	36:QC:159:PRO:HD3	1.70	0.72
12:L:71:ARG:HH21	12:L:77:ILE:HG21	1.55	0.71
2:GB:978:G:H5''	2:GB:979:G:OP2	1.90	0.71
2:GB:1914:C:H5''	35:OC:116:ARG:NH1	2.05	0.71
18:WB:11:ARG:HH11	18:WB:11:ARG:CG	2.01	0.71
39:TC:78:HIS:HD1	42:WC:104:ARG:HD2	1.55	0.71
1:A:1381:U:H1'	41:QA:79:ARG:HE	1.53	0.71
2:B:955:C:OP2	14:N:14:ARG:HG3	1.90	0.71
19:S:69:LYS:HB2	19:S:88:ARG:HD2	1.70	0.71
28:BA:59:PHE:HA	28:BA:61:ARG:HH11	1.55	0.71
39:OA:121:LYS:NZ	39:OA:122:GLU:H	1.87	0.71
20:YB:13:SER:HB3	20:YB:16:LYS:HD2	1.72	0.71
20:YB:23:LEU:HD11	29:HC:25:LEU:HD22	1.72	0.71
43:XC:67:GLY:O	43:XC:73:GLN:NE2	2.23	0.71
49:DD:63:ARG:NH1	49:DD:87:ILE:HD13	2.05	0.71
2:B:503:A:H4'	2:B:504:U:H5''	1.73	0.71
2:B:572:A:H5''	2:B:573:G:OP2	1.91	0.71
35:KA:328:ARG:NH1	35:KA:331:GLU:HB2	2.05	0.71
2:GB:1316:U:H2'	2:GB:1317:A:C8	2.25	0.71

Continued on next page...

Continued from previous page...

Atom-1	Atom-2	Interatomic distance (Å)	Clash overlap (Å)
2:GB:2299:G:H1	2:GB:2317:C:H42	1.37	0.71
9:NB:58:GLU:OE2	9:NB:61:HIS:HB2	1.91	0.71
50:ED:8:ARG:HH12	50:ED:15:PRO:HG3	1.55	0.71
52:GD:53:ARG:NH1	52:GD:58:LEU:O	2.21	0.71
1:A:504:C:H41	46:VA:115:LYS:NZ	1.87	0.71
2:B:2728:U:H5'	12:L:70:LYS:NZ	2.06	0.71
43:SA:79:LEU:HD11	43:SA:104:ARG:HA	1.72	0.71
45:UA:120:ARG:HG2	45:UA:120:ARG:HH11	1.56	0.71
2:GB:506:G:H4'	2:GB:507:A:H5'	1.71	0.71
2:GB:1052:C:N4	2:GB:1107:G:O6	2.23	0.71
53:HD:40:ILE:HD11	53:HD:69:HIS:HB2	1.73	0.71
8:H:63:ILE:HD13	8:H:143:GLU:HB2	1.69	0.71
2:GB:2304:G:H4'	8:MB:133:LEU:HA	1.70	0.71
2:GB:2846:G:OP2	17:VB:54:ARG:HG3	1.90	0.71
27:FC:35:ARG:HB3	27:FC:35:ARG:HH11	1.56	0.71
1:A:976:G:N2	1:A:1362(B):C:OP2	2.19	0.71
43:SA:93:ARG:HH12	43:SA:97:LYS:HD3	1.56	0.71
1:FB:1137:C:OP2	1:FB:1138:G:N2	2.23	0.71
23:BC:117:LEU:HA	23:BC:174:VAL:HA	1.71	0.71
24:CC:68:GLU:HG3	24:CC:82:ARG:HH22	1.54	0.71
37:RC:77:ILE:HA	37:RC:84:ILE:HB	1.71	0.71
43:XC:79:LEU:HD11	43:XC:104:ARG:HA	1.71	0.71
2:B:184:C:H2'	2:B:185:U:H6	1.56	0.71
2:B:1226:A:OP1	18:R:16:LYS:NZ	2.24	0.71
2:GB:2849:U:O4	17:VB:23:ARG:NH2	2.22	0.71
7:LB:188:ARG:HA	13:RB:3:LEU:HD11	1.72	0.71
10:OB:104:GLN:HG2	10:OB:105:HIS:HE1	1.56	0.71
6:F:37:ARG:HA	6:F:42:ASP:OD2	1.90	0.71
36:QC:18:GLY:HA2	36:QC:42:ILE:H	1.54	0.71
38:SC:26:CYS:HA	38:SC:31:CYS:HB2	1.72	0.71
2:GB:1815:A:OP2	5:JB:54:ARG:NH2	2.23	0.71
9:NB:45:VAL:HG13	9:NB:50:VAL:HG22	1.73	0.71
51:FD:8:GLY:HA3	51:FD:22:LEU:O	1.91	0.71
2:B:451:C:H4'	7:G:52:LYS:NZ	2.06	0.70
1:FB:661:G:H1	1:FB:744:C:H42	1.39	0.70
1:FB:1003:G:H2'	1:FB:1004:A:H4'	1.71	0.70
7:LB:182:ASN:ND2	7:LB:185:ASP:OD2	2.18	0.70
2:B:38:A:H2'	2:B:39:C:C6	2.26	0.70
1:FB:533:A:O2'	1:FB:535:A:OP2	2.08	0.70
31:JC:47:ARG:HB3	31:JC:47:ARG:HH11	1.56	0.70
5:E:148:GLU:HB2	5:E:151:LYS:HD2	1.74	0.70

Continued on next page...

Continued from previous page...

Atom-1	Atom-2	Interatomic distance (Å)	Clash overlap (Å)
6:F:56:PRO:HG2	6:F:57:LYS:NZ	2.05	0.70
49:YA:87:ILE:HG22	49:YA:88:ARG:H	1.55	0.70
1:FB:1326:C:OP1	55:JD:12:LYS:NZ	2.25	0.70
2:GB:1067:A:H5'	2:GB:1068:G:H21	1.54	0.70
16:UB:20:ARG:NH1	24:CC:48:GLY:O	2.25	0.70
26:EC:41:ILE:O	26:EC:43:GLN:N	2.23	0.70
2:B:1815:A:OP2	5:E:54:ARG:NH2	2.24	0.70
8:H:111:LEU:HD22	8:H:117:PHE:HE1	1.56	0.70
8:MB:7:LEU:HD23	8:MB:104:GLU:HG3	1.72	0.70
49:DD:87:ILE:HG22	49:DD:88:ARG:H	1.56	0.70
1:A:661:G:H1	1:A:744:C:H42	1.39	0.70
1:A:1003:G:H2'	1:A:1004:A:H4'	1.72	0.70
1:A:1106:G:H5''	37:MA:172:ARG:HG2	1.74	0.70
2:B:455:C:N3	2:B:472:A:H2'	2.07	0.70
2:B:1062:G:OP1	2:B:1070:A:O2'	2.10	0.70
22:V:15:VAL:HG21	22:V:42:VAL:HG11	1.73	0.70
1:FB:1253:G:H1	1:FB:1284:C:H42	1.39	0.70
1:FB:1422:G:H5''	12:QB:48:PRO:HB3	1.74	0.70
1:A:144:G:H1	1:A:178:C:H42	1.39	0.70
27:AA:51:ALA:HA	27:AA:54:VAL:HG12	1.72	0.70
32:FA:4:MET:HE2	32:FA:63:PRO:HG3	1.72	0.70
1:FB:1106:G:H5''	37:RC:172:ARG:HG2	1.74	0.70
55:JD:18:TYR:HB2	55:JD:22:ARG:HB3	1.73	0.70
2:GB:2405:G:O2'	2:GB:2406:U:OP2	2.08	0.70
1:A:442:C:H42	1:A:492:G:H1	1.38	0.70
2:B:1052:C:N4	2:B:1107:G:O6	2.24	0.70
6:F:31:CYS:HB2	6:F:91:VAL:HG23	1.72	0.70
22:V:86:ARG:NH1	22:V:100:ALA:O	2.18	0.70
2:GB:817:C:O2'	2:GB:839:U:OP1	2.08	0.70
41:VC:54:THR:HG22	41:VC:56:GLN:HE22	1.56	0.70
42:WC:29:SER:O	42:WC:33:GLU:N	2.25	0.70
45:ZC:120:ARG:HG2	45:ZC:120:ARG:HH11	1.56	0.70
2:GB:2361:A:P	32:KC:26:LYS:HZ2	2.14	0.70
35:OC:105:PRO:O	35:OC:109:ARG:NH1	2.24	0.70
1:A:35:G:H1	1:A:549:C:H42	1.40	0.70
1:A:1132:C:H2'	1:A:1133:G:H8	1.56	0.70
2:B:1485:G:N2	2:B:1504:C:O2	2.19	0.70
37:MA:20:SER:OG	37:MA:40:ARG:NH2	2.24	0.70
1:FB:200:G:N2	1:FB:201:C:O2'	2.25	0.70
10:OB:4:ILE:HD12	10:OB:47:LEU:HD13	1.74	0.70
29:HC:56:LYS:HZ1	29:HC:59:GLU:HA	1.57	0.70

Continued on next page...

Continued from previous page...

Atom-1	Atom-2	Interatomic distance (Å)	Clash overlap (Å)
35:OC:139:ALA:HA	35:OC:144:TRP:HB2	1.73	0.70
1:A:1422:G:H5''	12:L:48:PRO:HB3	1.73	0.69
2:B:330:A:HO2'	2:B:331:A:H8	1.37	0.69
2:B:1814:G:OP1	5:E:40:THR:HG21	1.91	0.69
2:B:2028:U:H2'	2:B:2029:G:C8	2.27	0.69
7:G:188:ARG:HA	13:M:3:LEU:HD11	1.72	0.69
11:K:83:LYS:NZ	11:K:83:LYS:HB2	2.07	0.69
28:BA:2:LYS:HB2	28:BA:6:HIS:HE2	1.56	0.69
3:HB:11:C:H3'	3:HB:12:C:C6	2.27	0.69
53:HD:31:ILE:H	53:HD:49:ILE:HG13	1.57	0.69
1:FB:946:A:O2'	1:FB:1333:A:N3	2.23	0.69
2:GB:455:C:N3	2:GB:472:A:H2'	2.07	0.69
27:FC:39:ASP:O	27:FC:44:ARG:NH2	2.23	0.69
2:B:205:G:H1	25:Y:39:LYS:HZ1	1.39	0.69
2:B:547:A:H2'	2:B:548:A:C8	2.28	0.69
11:K:43:THR:HG23	18:R:64:ARG:NH1	2.06	0.69
12:L:34:THR:OG1	12:L:35:VAL:N	2.26	0.69
21:U:26:TYR:HE2	21:U:89:ILE:H	1.38	0.69
38:NA:177:ASP:HB3	38:NA:182:LYS:HG3	1.72	0.69
43:SA:67:GLY:O	43:SA:73:GLN:NE2	2.26	0.69
2:GB:1485:G:N2	2:GB:1504:C:O2	2.20	0.69
37:RC:20:SER:OG	37:RC:40:ARG:NH2	2.24	0.69
1:A:1145:C:H4'	1:A:1146:A:H8	1.57	0.69
1:A:1149:C:O2'	1:A:1280:A:N1	2.25	0.69
2:B:46:C:O2	2:B:179:G:N2	2.20	0.69
2:B:71:A:H5''	2:B:73:A:C8	2.27	0.69
4:D:33:U:H3'	4:D:34:C:H5''	1.74	0.69
42:RA:69:ARG:NH1	42:RA:73:ASP:O	2.26	0.69
2:GB:16:G:H2'	2:GB:17:G:H8	1.57	0.69
2:B:2299:G:H1	2:B:2317:C:H42	1.39	0.69
4:D:28:C:H42	4:D:42:G:H1	1.38	0.69
5:E:274:ARG:HH11	5:E:274:ARG:CG	2.05	0.69
9:I:126:PRO:HB2	9:I:130:ARG:HH22	1.56	0.69
35:KA:315:GLY:HA2	35:KA:329:LEU:HD22	1.73	0.69
45:UA:120:ARG:NH1	45:UA:126:ARG:NH1	2.35	0.69
2:GB:955:C:OP2	14:SB:14:ARG:HG3	1.92	0.69
4:IB:74:C:H4'	25:DC:23:LYS:HB2	1.75	0.69
35:OC:106:ASP:HA	35:OC:109:ARG:NH1	2.08	0.69
36:QC:115:LEU:HB2	36:QC:145:LEU:HD22	1.74	0.69
2:B:2728:U:H5'	12:L:70:LYS:HZ1	1.56	0.69
9:I:58:GLU:OE2	9:I:61:HIS:HB2	1.93	0.69

Continued on next page...

Continued from previous page...

Atom-1	Atom-2	Interatomic distance (Å)	Clash overlap (Å)
38:NA:3:ARG:HH21	38:NA:4:TYR:HB3	1.57	0.69
3:HB:28:C:OP1	16:UB:36:TYR:OH	2.10	0.69
16:UB:25:ARG:NH1	16:UB:42:ASP:OD1	2.26	0.69
2:B:2130:U:H5'	2:B:2131:G:OP2	1.91	0.69
2:B:2148:G:N2	2:B:2149:G:O6	2.26	0.69
8:H:7:LEU:HD23	8:H:104:GLU:HG3	1.75	0.69
53:CB:31:ILE:H	53:CB:49:ILE:HG13	1.58	0.69
2:GB:503:A:H4'	2:GB:504:U:H5''	1.75	0.69
2:GB:1153:C:OP1	18:WB:92:ARG:NH2	2.25	0.69
22:AC:83:THR:OG1	22:AC:84:ARG:N	2.23	0.69
2:B:55:G:H2'	2:B:56:A:C8	2.27	0.69
2:B:1054:A:H3'	2:B:1055:G:H8	1.58	0.69
3:C:57:A:OP2	3:C:58:A:OP2	2.11	0.69
16:P:30:ARG:NH1	16:P:97:ARG:NH1	2.41	0.69
1:FB:976:G:N2	1:FB:1362(B):C:OP2	2.20	0.69
2:GB:907:U:H4'	14:SB:101:ARG:HH22	1.57	0.69
2:GB:1054:A:H3'	2:GB:1055:G:H8	1.58	0.69
2:GB:2028:U:H2'	2:GB:2029:G:C8	2.28	0.69
4:IB:28:C:H42	4:IB:42:G:H1	1.41	0.69
6:KB:37:ARG:HA	6:KB:42:ASP:OD2	1.92	0.69
36:LA:74:LYS:HB3	36:LA:74:LYS:HZ2	1.56	0.69
1:FB:144:G:H1	1:FB:178:C:H42	1.40	0.69
2:GB:547:A:H2'	2:GB:548:A:C8	2.27	0.69
12:QB:13:ASN:ND2	12:QB:97:ARG:HG3	2.07	0.69
24:CC:27:GLU:HG3	24:CC:68:GLU:HA	1.74	0.69
47:BD:4:ILE:HD13	47:BD:57:ARG:HG2	1.75	0.69
2:B:2577:A:H5''	2:B:2578:G:H5'	1.74	0.69
5:E:43:ARG:HG3	5:E:43:ARG:NH1	1.85	0.69
2:GB:2821:A:OP2	2:GB:2822:G:OP2	2.11	0.69
10:OB:104:GLN:C	10:OB:105:HIS:ND1	2.46	0.69
36:QC:178:ARG:NH1	36:QC:184:VAL:HG21	2.07	0.69
1:A:54:C:H42	1:A:357:G:H1	1.39	0.68
1:A:892:A:H2'	1:A:893:C:C6	2.28	0.68
2:B:1500:G:O3'	5:E:102:LYS:NZ	2.26	0.68
27:AA:39:ASP:O	27:AA:44:ARG:NH2	2.27	0.68
17:VB:102:ILE:HA	17:VB:105:LEU:HD23	1.75	0.68
23:BC:52:SER:OG	23:BC:53:ILE:N	2.27	0.68
38:SC:177:ASP:HB3	38:SC:182:LYS:HG3	1.74	0.68
1:A:430:A:OP2	38:NA:8:VAL:HG12	1.93	0.68
2:B:2055:C:OP1	29:CA:8:LYS:NZ	2.25	0.68
27:AA:44:ARG:HB2	27:AA:44:ARG:HH11	1.58	0.68

Continued on next page...

Continued from previous page...

Atom-1	Atom-2	Interatomic distance (Å)	Clash overlap (Å)
2:GB:1754:C:N3	2:GB:2716:U:O2'	2.25	0.68
2:GB:2557:G:H2'	2:GB:2558:C:H6	1.59	0.68
10:OB:104:GLN:O	10:OB:105:HIS:ND1	2.25	0.68
28:GC:2:LYS:HB2	28:GC:6:HIS:HE2	1.57	0.68
29:HC:30:LEU:HD13	29:HC:39:MET:HB3	1.74	0.68
35:PC:315:GLY:HA2	35:PC:329:LEU:HD22	1.75	0.68
39:TC:121:LYS:HZ2	39:TC:122:GLU:H	1.42	0.68
6:F:37:ARG:HH11	6:F:42:ASP:HB3	1.57	0.68
24:X:68:GLU:HG3	24:X:82:ARG:HH22	1.57	0.68
37:MA:12:LEU:HD11	48:XA:51:GLY:HA2	1.76	0.68
1:FB:442:C:H42	1:FB:492:G:H1	1.42	0.68
1:FB:1492:A:H5'	46:AD:47:LYS:HD2	1.75	0.68
2:GB:1322:A:O3'	20:YB:84:ARG:NH1	2.25	0.68
2:GB:2148:G:N2	2:GB:2149:G:O6	2.26	0.68
5:JB:147:LEU:HD13	5:JB:155:LEU:HD21	1.74	0.68
11:PB:91:LEU:HA	11:PB:95:PRO:HA	1.74	0.68
37:RC:12:LEU:HD11	48:CD:51:GLY:HA2	1.75	0.68
39:TC:20:GLN:HG3	39:TC:22:GLY:H	1.58	0.68
2:B:1728:G:H8	2:B:1732:A:H62	1.41	0.68
2:B:2316:C:H1'	8:H:128:ARG:HD2	1.74	0.68
2:B:2471:C:N4	2:B:2476:A:O2'	2.25	0.68
2:B:2849:U:O4	17:Q:23:ARG:NH2	2.26	0.68
36:LA:115:LEU:HB2	36:LA:145:LEU:HD22	1.75	0.68
55:EB:18:TYR:HB2	55:EB:22:ARG:HB3	1.75	0.68
8:MB:11:TYR:OH	8:MB:32:PRO:O	2.11	0.68
26:EC:42:GLY:O	26:EC:44:LEU:N	2.26	0.68
1:A:1035:A:H2'	1:A:1036:G:C8	2.29	0.68
2:B:458:G:O2'	2:B:469:G:O6	2.08	0.68
3:C:28:C:OP2	16:P:33:LYS:HG3	1.94	0.68
21:U:68:ARG:NH1	21:U:69:TYR:OH	2.26	0.68
36:LA:178:ARG:NH1	36:LA:184:VAL:HG21	2.09	0.68
2:GB:1471:A:OP2	2:GB:1521:G:N2	2.27	0.68
14:SB:108:GLY:HA3	23:BC:116:VAL:HG11	1.75	0.68
47:BD:15:VAL:HG11	47:BD:48:LEU:HD13	1.76	0.68
1:A:966:M2G:HM13	1:A:967:5MC:H1'	1.74	0.68
2:B:1153:C:OP1	18:R:92:ARG:NH2	2.24	0.68
2:GB:2792:G:H2'	2:GB:2793:G:H8	1.58	0.68
1:A:1129:C:O2'	1:A:1139:G:N7	2.21	0.68
1:A:1143:G:H2'	1:A:1144:G:C8	2.29	0.68
1:A:1253:G:H1	1:A:1284:C:H42	1.39	0.68
3:C:11:C:H3'	3:C:12:C:C6	2.28	0.68

Continued on next page...

Continued from previous page...

Atom-1	Atom-2	Interatomic distance (Å)	Clash overlap (Å)
35:JA:200:ALA:HB1	35:KA:306:ARG:HH11	1.59	0.68
1:FB:54:C:H42	1:FB:357:G:H1	1.42	0.68
1:FB:837:G:H1	1:FB:849:C:H42	1.42	0.68
2:GB:1062:G:OP1	2:GB:1070:A:O2'	2.12	0.68
12:QB:19:ILE:HG22	12:QB:43:VAL:HA	1.74	0.68
35:OC:123:GLU:HA	35:OC:126:LEU:HB2	1.76	0.68
25:Y:3:LYS:HD3	25:Y:61:ARG:NH1	2.05	0.68
36:LA:18:GLY:HA2	36:LA:42:ILE:H	1.58	0.68
1:FB:523:A:N6	46:AD:53:ARG:HH11	1.91	0.68
1:FB:1145:C:H4'	1:FB:1146:A:H8	1.58	0.68
2:GB:2316:C:H1'	8:MB:128:ARG:HD2	1.76	0.68
35:OC:183:ARG:NH1	35:PC:306:ARG:HG3	2.09	0.68
1:A:1239:A:H62	1:A:1299:A:N6	1.92	0.68
2:B:881:G:H22	2:B:895:U:H3	1.40	0.68
5:E:217:ARG:HH11	5:E:217:ARG:CG	2.06	0.68
25:Y:23:LYS:HB3	25:Y:29:GLY:HA3	1.74	0.68
26:Z:41:ILE:O	26:Z:43:GLN:N	2.26	0.68
36:LA:23:ARG:HB2	36:LA:23:ARG:NH1	2.08	0.68
1:FB:1035:A:H2'	1:FB:1036:G:C8	2.28	0.68
2:GB:185:U:H4'	2:GB:218:A:H4'	1.76	0.68
2:GB:881:G:H22	2:GB:895:U:H3	1.40	0.68
8:MB:111:LEU:HD22	8:MB:117:PHE:HE1	1.59	0.68
36:QC:97:TRP:HH2	36:QC:176:GLU:HG3	1.58	0.68
38:SC:3:ARG:HH21	38:SC:4:TYR:HB3	1.59	0.68
2:B:1019:U:H3	2:B:1142(B):A:H62	1.42	0.68
44:TA:33:GLN:HG2	44:TA:75:ILE:HG22	1.76	0.68
1:FB:1375:A:OP1	41:VC:28:ASN:ND2	2.27	0.68
2:GB:1019:U:H3	2:GB:1142(B):A:H62	1.40	0.68
14:SB:85:LYS:NZ	24:CC:4:LYS:HE2	2.08	0.68
2:B:2563:U:H4'	12:L:28:SER:HA	1.76	0.67
14:N:76:LYS:HB3	14:N:91:GLU:HG3	1.75	0.67
37:MA:92:ALA:HA	37:MA:95:THR:HB	1.76	0.67
2:GB:140:A:H8	2:GB:1408:C:HO2'	1.42	0.67
2:GB:644:A:H4'	2:GB:645:C:H5	1.59	0.67
4:IB:33:U:H3'	4:IB:34:C:H5''	1.77	0.67
25:DC:23:LYS:HB3	25:DC:29:GLY:HA3	1.75	0.67
36:QC:97:TRP:CH2	36:QC:176:GLU:HG3	2.30	0.67
2:B:16:G:H2'	2:B:17:G:H8	1.58	0.67
2:B:136:G:N1	2:B:143:C:N3	2.38	0.67
2:B:136:G:N2	2:B:143:C:O2	2.17	0.67
2:B:1316:U:H2'	2:B:1317:A:C8	2.29	0.67

Continued on next page...

Continued from previous page...

Atom-1	Atom-2	Interatomic distance (Å)	Clash overlap (Å)
10:J:3:VAL:HG12	10:J:38:LEU:HA	1.76	0.67
13:M:63:PRO:HG2	32:FA:25:MET:HB2	1.77	0.67
53:CB:40:ILE:HD11	53:CB:69:HIS:HB2	1.76	0.67
2:GB:572:A:H5''	2:GB:573:G:OP2	1.94	0.67
2:GB:2676:C:O2	2:GB:2732:G:N2	2.27	0.67
37:RC:92:ALA:HA	37:RC:95:THR:HB	1.76	0.67
2:B:557:U:H2'	2:B:558:G:H8	1.60	0.67
2:B:2093:G:H1	2:B:2196:C:H42	1.41	0.67
37:MA:40:ARG:HE	37:MA:55:VAL:HB	1.58	0.67
38:NA:109:GLY:HA3	38:NA:165:MET:HG3	1.76	0.67
1:FB:1132:C:H2'	1:FB:1133:G:H8	1.58	0.67
3:HB:49:C:H2'	3:HB:50:G:C8	2.29	0.67
12:QB:71:ARG:HH21	12:QB:77:ILE:HG21	1.59	0.67
2:B:530:G:N1	2:B:2022:U:OP1	2.27	0.67
2:B:1028:A:N3	2:B:2486:G:O2'	2.24	0.67
1:FB:1239:A:H62	1:FB:1299:A:N6	1.91	0.67
33:LC:9:ARG:HD3	33:LC:14:CYS:HB2	1.75	0.67
45:ZC:17:GLY:HA2	45:ZC:35:PRO:HG3	1.77	0.67
2:B:244:A:H4'	13:M:74:GLU:HG2	1.74	0.67
2:B:796:C:H2'	2:B:797:C:C6	2.29	0.67
42:RA:9:MET:HB2	42:RA:26:VAL:HG21	1.76	0.67
44:TA:22:LYS:HZ1	44:TA:85:LEU:HD23	1.59	0.67
1:FB:126:G:OP1	1:FB:605:U:O2'	2.13	0.67
1:FB:297:G:H5''	1:FB:298:A:OP2	1.94	0.67
1:FB:299:G:H2'	1:FB:300:A:C8	2.29	0.67
1:FB:767:A:O2'	1:FB:1524:C:O2	2.11	0.67
1:FB:1376:U:H2'	1:FB:1377:A:C8	2.30	0.67
6:KB:37:ARG:HH11	6:KB:42:ASP:HB3	1.58	0.67
11:PB:83:LYS:NZ	11:PB:83:LYS:HB2	2.10	0.67
2:B:185:U:H4'	2:B:218:A:H4'	1.76	0.67
2:B:2711:A:OP2	2:B:2712(A):A:OP2	2.12	0.67
10:J:62:LYS:HE2	10:J:135:GLU:OE2	1.94	0.67
37:MA:188:LEU:H	37:MA:188:LEU:HD13	1.60	0.67
1:FB:709:G:H2'	1:FB:710:G:H8	1.58	0.67
2:GB:244:A:H4'	13:RB:74:GLU:HG2	1.75	0.67
35:PC:328:ARG:O	35:PC:330:ASP:N	2.27	0.67
37:RC:66:VAL:HG23	37:RC:101:LEU:HB2	1.75	0.67
54:ID:63:ILE:HG21	54:ID:81:LYS:HG3	1.76	0.67
8:MB:27:ASN:HB3	8:MB:30:GLU:HG3	1.77	0.67
8:MB:44:GLY:HA2	8:MB:88:ILE:HG22	1.75	0.67
1:A:1143:G:H2'	1:A:1144:G:H8	1.59	0.67

Continued on next page...

Continued from previous page...

Atom-1	Atom-2	Interatomic distance (Å)	Clash overlap (Å)
2:B:2792:G:H2'	2:B:2793:G:H8	1.59	0.67
12:L:13:ASN:ND2	12:L:97:ARG:HG3	2.10	0.67
1:FB:447:G:H1'	1:FB:487:A:H61	1.59	0.67
2:GB:2471:C:N4	2:GB:2476:A:O2'	2.27	0.67
10:OB:43:ASN:HA	10:OB:46:ALA:HB3	1.76	0.67
1:A:1338:G:H21	4:IA:41:C:H1'	1.60	0.67
2:B:1047:G:H2'	2:B:1110:G:H1	1.59	0.67
13:M:57:THR:HG23	13:M:60:MET:HB2	1.76	0.67
2:GB:2514:U:H3	2:GB:2570:G:H1	1.42	0.67
23:BC:97:GLU:HG2	23:BC:127:LYS:HG3	1.76	0.67
1:A:523:A:N6	46:VA:53:ARG:HH11	1.93	0.67
1:A:1496:C:O3'	2:B:1920:4OC:HM21	1.94	0.67
2:B:271(C):G:H4'	2:B:271(D):U:H5'	1.76	0.67
2:B:644:A:H4'	2:B:645:C:H5	1.60	0.67
27:AA:44:ARG:HB2	27:AA:44:ARG:NH1	2.09	0.67
1:FB:1279:A:OP2	44:YC:9:ARG:NH2	2.27	0.67
2:GB:2091:U:H1'	25:DC:47:GLN:OE1	1.95	0.67
2:GB:2291:U:H2'	2:GB:2292:C:C6	2.30	0.67
6:KB:31:CYS:HB2	6:KB:91:VAL:HG23	1.77	0.67
45:ZC:26:ASN:O	45:ZC:26:ASN:ND2	2.28	0.67
1:A:1440:C:H42	1:A:1461:G:H1	1.43	0.66
2:B:958:U:OP2	14:N:14:ARG:NH2	2.28	0.66
33:GA:9:ARG:HD3	33:GA:14:CYS:HB2	1.77	0.66
35:JA:123:GLU:HA	35:JA:126:LEU:HB2	1.77	0.66
37:MA:111:LEU:HD11	37:MA:145:GLY:HA3	1.77	0.66
46:VA:89:ARG:HH12	46:VA:95:GLY:H	1.43	0.66
1:FB:1391:U:H2'	1:FB:1392:G:C8	2.29	0.66
2:GB:453:C:O2	2:GB:457:A:O2'	2.12	0.66
12:QB:35:VAL:HG11	12:QB:103:ALA:HB3	1.77	0.66
38:SC:109:GLY:HA3	38:SC:165:MET:HG3	1.75	0.66
2:B:205:G:H1	25:Y:39:LYS:NZ	1.93	0.66
2:B:453:C:O2	2:B:457:A:O2'	2.13	0.66
2:B:907:U:H4'	14:N:101:ARG:HH22	1.59	0.66
2:B:2210:G:H3'	2:B:2211:G:N7	2.10	0.66
8:H:44:GLY:HA2	8:H:88:ILE:HG22	1.76	0.66
35:JA:106:ASP:HA	35:JA:109:ARG:NH1	2.10	0.66
54:DB:63:ILE:HG21	54:DB:81:LYS:HG3	1.76	0.66
2:GB:1689:A:H62	2:GB:1698:A:H2	1.43	0.66
36:QC:23:ARG:NH1	36:QC:23:ARG:HB2	2.10	0.66
36:QC:101:MET:HA	36:QC:108:ILE:HG13	1.76	0.66
44:YC:22:LYS:HZ1	44:YC:85:LEU:HD23	1.59	0.66

Continued on next page...

Continued from previous page...

Atom-1	Atom-2	Interatomic distance (Å)	Clash overlap (Å)
2:GB:1716:U:H3	2:GB:1743:G:H1	1.43	0.66
2:GB:2210:G:H3'	2:GB:2211:G:N7	2.10	0.66
7:LB:144:LYS:HZ3	7:LB:144:LYS:HB2	1.60	0.66
1:A:54:C:N3	1:A:357:G:N2	2.44	0.66
1:A:902:G:H2'	1:A:903:G:C8	2.30	0.66
2:B:2736:G:N2	2:B:2768:C:O2	2.19	0.66
40:PA:80:ARG:HE	40:PA:88:VAL:HB	1.60	0.66
35:OC:200:ALA:HB1	35:PC:306:ARG:HH11	1.59	0.66
37:RC:40:ARG:HE	37:RC:55:VAL:HB	1.61	0.66
37:RC:188:LEU:HD13	37:RC:188:LEU:H	1.60	0.66
42:WC:96:GLY:N	42:WC:99:GLU:OE2	2.27	0.66
2:B:2676:C:O2	2:B:2732:G:N2	2.28	0.66
5:E:85:ASP:OD1	5:E:87:ASN:ND2	2.29	0.66
23:W:140:ASP:OD2	23:W:141:VAL:N	2.29	0.66
39:OA:20:GLN:HG3	39:OA:22:GLY:H	1.60	0.66
1:FB:1147:C:O2'	43:XC:5:TYR:OH	2.12	0.66
6:KB:56:PRO:HG2	6:KB:57:LYS:NZ	2.10	0.66
8:MB:7:LEU:HA	8:MB:10:LYS:HB3	1.77	0.66
16:UB:13:ARG:HH11	16:UB:13:ARG:CG	2.06	0.66
2:B:467:G:P	31:EA:33:ARG:HH21	2.19	0.66
29:CA:16:ARG:HG2	29:CA:16:ARG:HH11	1.59	0.66
1:FB:542:G:H5'	38:SC:41:GLY:HA3	1.77	0.66
1:FB:642:A:N3	42:WC:113:SER:OG	2.29	0.66
25:DC:3:LYS:HD3	25:DC:61:ARG:NH1	2.08	0.66
49:DD:8:LYS:HE2	49:DD:31:LEU:HD11	1.78	0.66
1:A:1279:A:OP2	44:TA:9:ARG:NH2	2.28	0.66
17:Q:64:ARG:HG3	17:Q:64:ARG:NH1	2.10	0.66
26:Z:42:GLY:O	26:Z:44:LEU:N	2.28	0.66
38:NA:26:CYS:HA	38:NA:31:CYS:HB2	1.77	0.66
53:CB:48:THR:HB	53:CB:61:TYR:HA	1.78	0.66
1:FB:55:A:N7	1:FB:56:U:N3	2.44	0.66
2:GB:1992:G:O2'	2:GB:1993:U:OP2	2.09	0.66
11:PB:7:LYS:HA	11:PB:7:LYS:NZ	2.11	0.66
40:UC:80:ARG:HE	40:UC:88:VAL:HB	1.60	0.66
51:AB:41:LYS:HE3	51:AB:92:ARG:HH21	1.60	0.66
55:EB:10:ARG:HA	55:EB:13:ILE:HB	1.78	0.66
2:GB:228:A:O2'	2:GB:229:A:OP2	2.12	0.66
1:A:546:G:N1	38:NA:2:GLY:O	2.28	0.66
2:B:298:G:O5'	2:B:298:G:H8	1.78	0.66
3:C:49:C:H2'	3:C:50:G:C8	2.31	0.66
20:T:23:LEU:HD11	29:CA:25:LEU:HD22	1.78	0.66

Continued on next page...

Continued from previous page...

Atom-1	Atom-2	Interatomic distance (Å)	Clash overlap (Å)
23:W:52:SER:OG	23:W:53:ILE:N	2.26	0.66
36:LA:97:TRP:HH2	36:LA:176:GLU:HG3	1.61	0.66
2:GB:322:A:OP2	7:LB:169:ASN:HB2	1.95	0.66
2:GB:2143:C:O2	2:GB:2148:G:N2	2.28	0.66
10:OB:3:VAL:HG12	10:OB:38:LEU:HA	1.77	0.66
52:GD:58:LEU:HD12	52:GD:62:GLU:HB3	1.77	0.66
10:J:74:ASN:O	10:J:141:LYS:NZ	2.28	0.66
16:P:25:ARG:NH1	16:P:42:ASP:OD1	2.29	0.66
50:ZA:8:ARG:HH12	50:ZA:15:PRO:HG3	1.60	0.66
2:GB:1728:G:H8	2:GB:1732:A:H62	1.42	0.66
36:QC:103:THR:O	36:QC:105:PHE:N	2.29	0.66
42:WC:13:ILE:O	42:WC:17:THR:OG1	2.14	0.66
2:B:1689:A:H62	2:B:1698:A:H2	1.45	0.65
3:C:31:C:H4'	8:H:29:TRP:CH2	2.31	0.65
8:H:7:LEU:HA	8:H:10:LYS:HB3	1.78	0.65
12:L:35:VAL:HG11	12:L:103:ALA:HB3	1.77	0.65
35:JA:113:LEU:HD13	35:JA:175:LEU:HD11	1.77	0.65
1:FB:629:G:H2'	1:FB:630:G:O4'	1.96	0.65
2:GB:1047:G:H2'	2:GB:1110:G:H1	1.61	0.65
3:HB:57:A:OP2	3:HB:58:A:OP2	2.14	0.65
29:HC:16:ARG:HG2	29:HC:16:ARG:HH11	1.61	0.65
29:HC:41:PRO:O	29:HC:44:THR:OG1	2.11	0.65
29:HC:56:LYS:NZ	29:HC:59:GLU:HA	2.10	0.65
38:SC:57:ARG:NH2	38:SC:205:GLU:OE1	2.29	0.65
2:B:1322:A:O3'	20:T:84:ARG:NH1	2.29	0.65
2:B:1936:A:OP2	2:B:1962:5MC:N4	2.28	0.65
4:IA:17:C:H5''	4:IA:17(A):U:OP2	1.96	0.65
1:FB:539:A:H2'	1:FB:540:G:C8	2.31	0.65
17:VB:91:ARG:HD2	17:VB:124:ASP:OD2	1.97	0.65
35:PC:328:ARG:HH12	35:PC:331:GLU:HB2	1.61	0.65
55:JD:10:ARG:HA	55:JD:13:ILE:HB	1.78	0.65
1:A:767:A:O2'	1:A:1524:C:O2	2.12	0.65
1:A:982:U:H5''	48:XA:6:LEU:HD13	1.78	0.65
2:B:2143:C:O2	2:B:2148:G:N2	2.29	0.65
2:B:2771:C:H5''	6:F:202:LYS:NZ	2.12	0.65
11:K:7:LYS:HA	11:K:7:LYS:NZ	2.11	0.65
45:UA:17:GLY:HA2	45:UA:35:PRO:HG3	1.78	0.65
47:WA:4:ILE:HD13	47:WA:57:ARG:HG2	1.77	0.65
1:FB:1223:C:OP2	53:HD:78:ARG:NH2	2.28	0.65
11:PB:23:LEU:HA	11:PB:60:ILE:HD11	1.77	0.65
44:YC:33:GLN:HG2	44:YC:75:ILE:HG22	1.78	0.65

Continued on next page...

Continued from previous page...

Atom-1	Atom-2	Interatomic distance (Å)	Clash overlap (Å)
1:A:949:A:H1'	1:A:1364:U:N3	2.11	0.65
2:B:595:C:H42	2:B:662:G:H1	1.43	0.65
2:B:1998:G:HO2'	2:B:2724:C:HO2'	1.42	0.65
2:B:2821:A:OP2	2:B:2822:G:OP2	2.15	0.65
14:N:85:LYS:NZ	24:X:4:LYS:HE2	2.11	0.65
16:P:13:ARG:HH11	16:P:13:ARG:CG	2.06	0.65
1:FB:624:C:H2'	1:FB:625:G:H8	1.62	0.65
2:GB:34:C:O2'	2:GB:35:G:OP1	2.13	0.65
2:GB:376:C:H42	2:GB:398:G:H1	1.43	0.65
1:A:112:G:OP2	50:ZA:27:LYS:HE3	1.95	0.65
1:A:539:A:H2'	1:A:540:G:C8	2.31	0.65
1:A:718:G:H5'	45:UA:117:ASN:HB2	1.79	0.65
2:B:307:G:H21	2:B:330:A:N6	1.94	0.65
15:O:12:ARG:O	15:O:17:ARG:NH1	2.30	0.65
23:W:108:PRO:HG3	23:W:141:VAL:HG22	1.79	0.65
11:PB:43:THR:HG23	18:WB:64:ARG:NH1	2.10	0.65
25:DC:82:LEU:N	25:DC:83:GLU:OE1	2.29	0.65
39:TC:8:GLU:HG2	39:TC:34:VAL:HG12	1.77	0.65
41:VC:20:ASP:OD2	41:VC:21:VAL:N	2.29	0.65
1:A:674:G:H2'	1:A:675:A:H8	1.60	0.65
2:B:34:C:O2'	2:B:35:G:OP1	2.13	0.65
1:FB:1440:C:H42	1:FB:1461:G:H1	1.45	0.65
2:GB:2164:C:H41	2:GB:2166:G:H21	1.45	0.65
2:GB:2680:C:H1'	6:KB:187:ALA:HB1	1.79	0.65
23:W:8:TYR:HE2	23:W:23:LYS:NZ	1.88	0.65
51:AB:95:TYR:HA	51:AB:98:LEU:HD12	1.78	0.65
2:GB:574:C:N3	6:KB:145:LYS:NZ	2.44	0.65
8:MB:132:ASN:HB3	8:MB:158:ALA:HA	1.78	0.65
13:RB:57:THR:HG23	13:RB:60:MET:HB2	1.78	0.65
4:NC:74:C:H3'	4:NC:75:C:H5'	1.78	0.65
42:WC:69:ARG:NH1	42:WC:73:ASP:O	2.29	0.65
39:OA:121:LYS:HZ3	39:OA:122:GLU:H	1.42	0.65
52:BB:58:LEU:HD12	52:BB:62:GLU:HB3	1.78	0.65
1:FB:630:G:H3'	1:FB:631:G:H8	1.61	0.65
17:VB:64:ARG:HG3	17:VB:64:ARG:NH1	2.07	0.65
34:MC:22:A:OP2	35:OC:195:ARG:NH1	2.29	0.65
35:OC:113:LEU:HD13	35:OC:175:LEU:HD11	1.79	0.65
40:UC:100:ASN:ND2	52:GD:26:LEU:O	2.30	0.65
1:A:345:C:OP2	17:Q:39:ARG:NH1	2.30	0.65
2:B:646:A:H2'	2:B:647:G:O4'	1.97	0.65
2:B:1506:C:H2'	2:B:1508:A:H8	1.62	0.65

Continued on next page...

Continued from previous page...

Atom-1	Atom-2	Interatomic distance (Å)	Clash overlap (Å)
2:B:2213:U:H5'	25:Y:57:GLU:OE2	1.97	0.65
3:C:103:U:HO2'	23:W:29:TYR:HH	1.43	0.65
5:E:127:VAL:HA	5:E:193:VAL:HG13	1.79	0.65
1:FB:966:M2G:HM13	1:FB:967:5MC:H1'	1.77	0.65
2:GB:55:G:H2'	2:GB:56:A:C8	2.30	0.65
2:GB:530:G:N1	2:GB:2022:U:OP1	2.29	0.65
21:ZB:57:LEU:HD11	21:ZB:78:LYS:HE2	1.79	0.65
1:A:200:G:N2	1:A:201:C:O2'	2.29	0.65
1:A:299:G:H2'	1:A:300:A:C8	2.32	0.65
2:B:2805:G:N1	2:B:2891:G:OP2	2.30	0.65
11:K:23:LEU:HA	11:K:60:ILE:HD11	1.78	0.65
35:JA:183:ARG:NH1	35:KA:306:ARG:HG3	2.12	0.65
36:LA:97:TRP:CH2	36:LA:176:GLU:HG3	2.31	0.65
1:FB:902:G:H2'	1:FB:903:G:C8	2.30	0.65
5:JB:217:ARG:HH11	5:JB:217:ARG:CG	2.09	0.65
23:BC:99:TYR:CZ	23:BC:125:LEU:HB2	2.32	0.65
2:B:1441:G:H2'	2:B:1442:G:C8	2.32	0.64
2:B:2378:A:H4'	16:P:23:ARG:NH1	2.09	0.64
4:IA:74:C:H3'	4:IA:75:C:H5'	1.78	0.64
39:OA:72:GLN:O	39:OA:73:ASN:ND2	2.30	0.64
2:GB:2711:A:OP2	2:GB:2712(A):A:OP2	2.14	0.64
36:QC:33:TYR:HB3	36:QC:41:ILE:HB	1.79	0.64
37:RC:70:VAL:HG21	37:RC:76:VAL:HG21	1.79	0.64
37:RC:95:THR:HG22	37:RC:97:LYS:H	1.62	0.64
37:RC:139:GLN:NE2	37:RC:143:GLU:OE2	2.23	0.64
1:A:532:A:N6	1:A:1206:G:O2'	2.30	0.64
14:N:108:GLY:HA3	23:W:116:VAL:HG11	1.78	0.64
17:Q:102:ILE:HA	17:Q:105:LEU:HD23	1.79	0.64
39:OA:8:GLU:HG2	39:OA:34:VAL:HG12	1.77	0.64
45:UA:120:ARG:HH12	45:UA:126:ARG:HH11	1.44	0.64
51:AB:8:GLY:HA3	51:AB:22:LEU:O	1.95	0.64
51:AB:59:ILE:HG22	51:AB:73:VAL:HA	1.79	0.64
1:FB:1298:C:H5	41:VC:114:ARG:HH11	1.46	0.64
2:GB:2797:U:H3'	2:GB:2798:C:H4'	1.79	0.64
3:HB:28:C:OP2	16:UB:33:LYS:HG3	1.97	0.64
23:BC:79:ARG:HD2	23:BC:80:ARG:NH1	2.13	0.64
25:DC:18:ILE:HG12	25:DC:37:ILE:HG12	1.79	0.64
50:ED:21:VAL:HB	50:ED:33:ILE:HB	1.80	0.64
1:A:1376:U:H2'	1:A:1377:A:C8	2.32	0.64
1:A:1492:A:H5'	46:VA:47:LYS:HD2	1.79	0.64
2:B:1432:C:H2'	2:B:1433:U:O4'	1.98	0.64

Continued on next page...

Continued from previous page...

Atom-1	Atom-2	Interatomic distance (Å)	Clash overlap (Å)
2:B:2514:U:H3	2:B:2570:G:H1	1.45	0.64
4:D:49:G:O6	4:D:65:C:N4	2.30	0.64
23:W:99:TYR:CZ	23:W:125:LEU:HB2	2.32	0.64
45:UA:26:ASN:O	45:UA:26:ASN:ND2	2.30	0.64
12:QB:71:ARG:NH1	12:QB:104:ARG:HB3	2.11	0.64
53:HD:48:THR:HB	53:HD:61:TYR:HA	1.78	0.64
55:JD:12:LYS:HZ2	55:JD:19:GLY:H	1.44	0.64
1:A:1129:C:H5''	43:SA:16:ARG:HH22	1.62	0.64
22:V:41:GLY:N	22:V:64:GLU:OE2	2.30	0.64
2:GB:384:U:H2'	2:GB:385:C:H6	1.62	0.64
2:GB:958:U:OP2	14:SB:14:ARG:NH2	2.31	0.64
2:GB:2557:G:H2'	2:GB:2558:C:C6	2.31	0.64
2:GB:2771:C:H5''	6:KB:202:LYS:NZ	2.12	0.64
48:CD:4:LYS:NZ	48:CD:7:ILE:HG13	2.13	0.64
1:A:837:G:H1	1:A:849:C:H42	1.44	0.64
2:B:2557:G:H2'	2:B:2558:C:H6	1.62	0.64
9:I:7:LEU:HD12	9:I:8:PRO:HD2	1.79	0.64
36:LA:101:MET:HA	36:LA:108:ILE:HG13	1.79	0.64
39:OA:77:PRO:HG2	39:OA:78:HIS:HD2	1.63	0.64
40:PA:100:ASN:ND2	52:BB:26:LEU:O	2.31	0.64
43:SA:83:ARG:HG2	43:SA:102:LEU:HD11	1.80	0.64
1:FB:630:G:H3'	1:FB:631:G:C8	2.33	0.64
21:ZB:53:LYS:H	21:ZB:82:GLN:HB3	1.62	0.64
2:B:1849:G:H2'	2:B:1850:G:H8	1.62	0.64
10:J:79:ILE:O	10:J:144:VAL:HA	1.98	0.64
23:W:97:GLU:HG2	23:W:127:LYS:HG3	1.79	0.64
2:GB:1388:G:H2'	2:GB:1389:G:H8	1.63	0.64
52:GD:66:LEU:O	52:GD:69:THR:OG1	2.14	0.64
1:A:888:G:H2'	1:A:889:A:C8	2.33	0.64
2:B:1089:G:O2'	2:B:1090:U:OP2	2.13	0.64
16:P:74:ALA:HB1	16:P:108:GLY:HA3	1.79	0.64
38:NA:57:ARG:HH12	39:OA:107:ARG:NH1	1.94	0.64
1:FB:1149:C:O2'	1:FB:1280:A:N1	2.27	0.64
2:GB:71:A:H5''	2:GB:73:A:C8	2.31	0.64
13:RB:63:PRO:HG2	32:KC:25:MET:HB2	1.80	0.64
44:YC:16:LEU:HD23	44:YC:68:HIS:HD2	1.61	0.64
45:ZC:21:ILE:HD11	45:ZC:84:VAL:HG22	1.79	0.64
1:A:624:C:H2'	1:A:625:G:H8	1.62	0.64
1:A:1251:A:H4'	43:SA:12:GLU:OE2	1.98	0.64
2:B:59:U:H3	2:B:68:G:H1	1.45	0.64
2:B:2797:U:H3'	2:B:2798:C:H4'	1.80	0.64

Continued on next page...

Continued from previous page...

Atom-1	Atom-2	Interatomic distance (Å)	Clash overlap (Å)
2:B:2857:G:N2	2:B:2860:A:OP2	2.29	0.64
35:JA:200:ALA:HB1	35:KA:306:ARG:NH1	2.13	0.64
36:LA:103:THR:O	36:LA:105:PHE:N	2.29	0.64
41:QA:14:PRO:HB3	41:QA:19:GLY:HA2	1.80	0.64
52:BB:36:ASN:HB3	52:BB:39:VAL:HB	1.80	0.64
1:FB:17:U:H2'	1:FB:18:C:C6	2.33	0.64
1:FB:940:C:O2	1:FB:1343:G:N2	2.17	0.64
4:IB:9:G:H3'	4:IB:10:G:H5''	1.80	0.64
9:NB:9:ILE:HD11	9:NB:72:ILE:HG13	1.79	0.64
10:OB:62:LYS:HE2	10:OB:135:GLU:OE2	1.98	0.64
26:EC:68:ARG:HG2	26:EC:68:ARG:HH11	1.63	0.64
1:A:297:G:H5''	1:A:298:A:OP2	1.98	0.64
1:A:1033:G:H2'	1:A:1034:G:H8	1.63	0.64
1:A:1223:C:OP2	53:CB:78:ARG:NH2	2.31	0.64
2:B:2291:U:H2'	2:B:2292:C:C6	2.33	0.64
25:Y:18:ILE:HG12	25:Y:37:ILE:HG12	1.79	0.64
1:FB:467:G:H2'	1:FB:468:A:C8	2.32	0.64
1:FB:1271:G:H2'	1:FB:1272:G:C8	2.33	0.64
1:FB:1338:G:H5'	1:FB:1339:A:OP2	1.98	0.64
2:GB:271(C):G:H4'	2:GB:271(D):U:H5'	1.78	0.64
2:GB:1432:C:H2'	2:GB:1433:U:O4'	1.96	0.64
21:ZB:26:TYR:HE2	21:ZB:89:ILE:H	1.44	0.64
39:TC:77:PRO:HG2	39:TC:78:HIS:HD2	1.63	0.64
41:VC:14:PRO:HB3	41:VC:19:GLY:HA2	1.80	0.64
1:A:17:U:H2'	1:A:18:C:C6	2.33	0.64
1:A:630:G:H3'	1:A:631:G:H8	1.63	0.64
1:A:946:A:O2'	1:A:1333:A:N3	2.26	0.64
2:B:1066:U:OP1	2:B:1069:A:N6	2.31	0.64
20:T:8:ARG:HB3	20:T:9:TYR:HD2	1.62	0.64
4:IA:39:C:H2'	4:IA:40:C:H6	1.63	0.64
2:GB:59:U:H3	2:GB:68:G:H1	1.45	0.64
8:MB:64:THR:HB	8:MB:94:LEU:HD21	1.78	0.64
25:DC:81:ARG:HH11	25:DC:81:ARG:HB2	1.63	0.64
35:OC:200:ALA:HB1	35:PC:306:ARG:NH1	2.12	0.64
43:XC:5:TYR:HB2	43:XC:18:PHE:HA	1.80	0.64
52:GD:36:ASN:HB3	52:GD:39:VAL:HB	1.80	0.64
1:A:1258:G:H1	1:A:1277:C:H42	1.46	0.63
1:FB:949:A:H1'	1:FB:1364:U:N3	2.13	0.63
50:ED:42:ARG:HB2	50:ED:42:ARG:HH11	1.64	0.63
1:A:304:U:H2'	1:A:305:G:C8	2.34	0.63
1:A:753:A:OP1	49:YA:69:TYR:OH	2.15	0.63

Continued on next page...

Continued from previous page...

Atom-1	Atom-2	Interatomic distance (Å)	Clash overlap (Å)
1:A:1271:G:H2'	1:A:1272:G:C8	2.34	0.63
8:H:36:LYS:HE2	8:H:160:VAL:HG11	1.78	0.63
8:H:132:ASN:HB3	8:H:158:ALA:HA	1.79	0.63
16:P:48:LEU:HD12	16:P:82:ILE:HD11	1.79	0.63
35:KA:352:GLN:HG3	35:KA:353:LEU:HD12	1.80	0.63
41:QA:20:ASP:OD2	41:QA:21:VAL:N	2.32	0.63
42:RA:32:LYS:HA	42:RA:35:ILE:HD12	1.80	0.63
51:AB:65:ILE:HB	51:AB:69:LYS:HB3	1.79	0.63
1:FB:1123:A:O2'	44:YC:37:PRO:O	2.13	0.63
1:FB:1143:G:H2'	1:FB:1144:G:C8	2.32	0.63
2:GB:595:C:H42	2:GB:662:G:H1	1.45	0.63
4:IB:49:G:O6	4:IB:65:C:N4	2.31	0.63
46:AD:69:TYR:HB3	46:AD:99:HIS:HD2	1.63	0.63
1:A:55:A:N7	1:A:56:U:N3	2.46	0.63
2:B:1043:C:N4	2:B:1112:G:H1	1.95	0.63
7:G:72:ARG:HH11	7:G:72:ARG:CG	2.05	0.63
36:LA:105:PHE:O	36:LA:109:SER:N	2.30	0.63
1:FB:584:G:H5'	51:FD:91:ARG:HH21	1.62	0.63
2:GB:2378:A:H4'	16:UB:23:ARG:NH1	2.12	0.63
6:KB:114:ALA:N	6:KB:158:GLY:O	2.19	0.63
7:LB:12:LEU:HB2	7:LB:126:VAL:HG12	1.79	0.63
41:VC:49:ILE:HA	41:VC:52:GLU:HB2	1.80	0.63
46:AD:89:ARG:HH12	46:AD:95:GLY:H	1.47	0.63
14:N:52:VAL:HG13	23:W:183:LEU:HD11	1.80	0.63
24:X:18:ALA:HB3	24:X:20:ARG:HH12	1.63	0.63
26:Z:47:ASN:O	26:Z:49:LYS:N	2.31	0.63
7:LB:185:ASP:OD1	7:LB:188:ARG:NH2	2.30	0.63
1:A:186(E):C:H2'	1:A:186(F):C:C6	2.33	0.63
1:A:629:G:H2'	1:A:630:G:O4'	1.97	0.63
26:Z:68:ARG:HG2	26:Z:68:ARG:HH11	1.62	0.63
29:CA:41:PRO:O	29:CA:44:THR:OG1	2.12	0.63
30:DA:25:LYS:NZ	30:DA:51:GLU:OE1	2.26	0.63
36:LA:112:VAL:HG13	36:LA:153:ARG:HA	1.78	0.63
39:OA:101:ILE:HD11	39:OA:119:LEU:HD23	1.79	0.63
43:SA:10:ARG:HG2	43:SA:11:LYS:HG3	1.80	0.63
52:BB:45:SER:HG	52:BB:47:THR:HG1	1.42	0.63
2:GB:577:G:O2'	2:GB:1254:A:OP1	2.15	0.63
2:GB:2563:U:H4'	12:QB:28:SER:HA	1.80	0.63
28:GC:61:ARG:HH22	53:HD:42:PRO:HG2	1.63	0.63
30:IC:25:LYS:NZ	30:IC:51:GLU:OE1	2.28	0.63
51:FD:41:LYS:HE3	51:FD:92:ARG:HH21	1.64	0.63

Continued on next page...

Continued from previous page...

Atom-1	Atom-2	Interatomic distance (Å)	Clash overlap (Å)
1:A:696:A:N3	1:A:786:G:O2'	2.25	0.63
1:A:974:A:H4'	1:A:975:A:H5'	1.81	0.63
1:A:1137:C:OP2	1:A:1137:C:H4'	1.97	0.63
2:B:519:U:H2'	2:B:520:G:C8	2.33	0.63
2:B:607:U:OP1	7:G:103:LYS:N	2.24	0.63
17:Q:16:ARG:HG3	17:Q:19:LEU:HD11	1.80	0.63
18:R:50:ARG:O	18:R:54:LYS:NZ	2.28	0.63
47:WA:87:TYR:CE2	47:WA:91:ARG:HD2	2.34	0.63
2:GB:1043:C:N4	2:GB:1112:G:H1	1.95	0.63
2:GB:2327:A:H2'	2:GB:2328:A:C8	2.34	0.63
2:GB:2789:C:N3	2:GB:2894:G:N2	2.46	0.63
7:LB:181:LEU:HD11	7:LB:186:ILE:HD11	1.80	0.63
10:OB:8:PRO:HB3	10:OB:15:VAL:H	1.63	0.63
22:AC:41:GLY:N	22:AC:64:GLU:OE2	2.32	0.63
24:CC:23:VAL:HA	24:CC:38:VAL:HG22	1.79	0.63
2:B:1889:A:H2'	2:B:1890:A:C8	2.34	0.63
8:H:27:ASN:HB3	8:H:30:GLU:HG3	1.79	0.63
17:Q:120:ARG:HA	17:Q:123:LYS:HB2	1.80	0.63
40:PA:3:ARG:HH11	40:PA:3:ARG:HB2	1.64	0.63
41:QA:49:ILE:HA	41:QA:52:GLU:HB2	1.80	0.63
49:YA:8:LYS:HE2	49:YA:31:LEU:HD11	1.79	0.63
51:AB:29:HIS:HB2	51:AB:36:ILE:HD11	1.81	0.63
1:FB:1251:A:H4'	43:XC:12:GLU:OE2	1.99	0.63
2:GB:252:G:P	13:RB:50:ARG:HH12	2.22	0.63
2:GB:646:A:H2'	2:GB:647:G:O4'	1.98	0.63
16:UB:31:SER:O	16:UB:97:ARG:NH2	2.29	0.63
35:PC:352:GLN:HG3	35:PC:353:LEU:HD12	1.81	0.63
51:FD:95:TYR:HA	51:FD:98:LEU:HD12	1.78	0.63
1:A:467:G:H2'	1:A:468:A:C8	2.33	0.63
1:A:1041:A:H3'	1:A:1042:G:C8	2.33	0.63
1:A:1147:C:O2'	43:SA:5:TYR:OH	2.15	0.63
2:B:2308:G:O2'	2:B:2310:A:N7	2.31	0.63
9:I:9:ILE:HD11	9:I:72:ILE:HG13	1.79	0.63
2:GB:2641:G:OP1	11:PB:74:ARG:NE	2.32	0.63
18:WB:112:ARG:HH12	19:XB:47:VAL:HB	1.63	0.63
46:AD:86:ARG:HG3	46:AD:101:VAL:HG22	1.80	0.63
46:AD:97:ARG:HH11	46:AD:97:ARG:HB2	1.64	0.63
47:BD:31:LYS:NZ	47:BD:35:GLU:OE1	2.32	0.63
51:FD:59:ILE:HG22	51:FD:73:VAL:HA	1.79	0.63
1:A:1029:G:H1'	1:A:1032(C):G:H22	1.63	0.63
2:B:289:A:H2'	2:B:290:G:O4'	1.99	0.63

Continued on next page...

Continued from previous page...

Atom-1	Atom-2	Interatomic distance (Å)	Clash overlap (Å)
2:B:1478:G:O2'	2:B:1558:A:N1	2.32	0.63
37:MA:70:VAL:HG21	37:MA:76:VAL:HG21	1.81	0.63
51:AB:66:SER:HB3	51:AB:69:LYS:HB2	1.81	0.63
1:FB:186(E):C:H2'	1:FB:186(F):C:C6	2.34	0.63
1:FB:674:G:OP1	40:UC:87:ARG:NH2	2.28	0.63
1:FB:1033:G:H2'	1:FB:1034:G:H8	1.62	0.63
1:FB:1041:A:H3'	1:FB:1042:G:C8	2.34	0.63
9:NB:126:PRO:CG	9:NB:130:ARG:HH12	2.11	0.63
1:A:737:A:H2'	1:A:738:C:C6	2.34	0.62
1:A:1415:G:H1	1:A:1485:U:H3	1.46	0.62
2:B:307:G:H21	2:B:330:A:H62	1.46	0.62
2:B:2343:C:O2'	2:B:2373:G:O2'	2.16	0.62
10:J:43:ASN:HA	10:J:46:ALA:HB3	1.79	0.62
35:JA:174:ARG:HG3	35:KA:341:ILE:HG21	1.79	0.62
39:OA:48:ALA:HB3	39:OA:54:ALA:HB2	1.81	0.62
1:FB:532:A:N6	1:FB:1206:G:O2'	2.32	0.62
1:FB:674:G:H2'	1:FB:675:A:H8	1.62	0.62
1:FB:892:A:H2'	1:FB:893:C:C6	2.34	0.62
2:GB:1066:U:OP1	2:GB:1069:A:N6	2.31	0.62
5:JB:230:ASP:OD1	5:JB:230:ASP:N	2.28	0.62
9:NB:10:PRO:HA	9:NB:49:VAL:HG12	1.81	0.62
50:ED:42:ARG:HB2	50:ED:42:ARG:NH1	2.13	0.62
2:B:2251:OMG:H8	2:B:2251:OMG:O5'	1.82	0.62
13:M:95:VAL:HB	13:M:125:VAL:HG12	1.80	0.62
38:NA:57:ARG:NH2	38:NA:205:GLU:OE1	2.33	0.62
1:FB:983:A:H5'	1:FB:984:C:OP2	1.98	0.62
2:GB:1089:G:O2'	2:GB:1090:U:OP2	2.15	0.62
2:GB:1616:A:H4'	2:GB:1617:C:OP2	1.98	0.62
2:GB:1814:G:OP1	5:JB:40:THR:HG21	2.00	0.62
34:MC:21:A:H62	35:OC:198:THR:HG1	1.45	0.62
1:A:54:C:N4	1:A:357:G:H1	1.97	0.62
1:A:989:C:H42	1:A:1217:C:H42	1.46	0.62
1:A:1264:C:H2'	1:A:1265:G:C8	2.34	0.62
2:B:1441:G:H2'	2:B:1442:G:H8	1.64	0.62
2:B:2789:C:N3	2:B:2894:G:N2	2.47	0.62
35:KA:328:ARG:O	35:KA:330:ASP:N	2.31	0.62
47:WA:15:VAL:HG11	47:WA:48:LEU:HD13	1.79	0.62
1:FB:974:A:H4'	1:FB:975:A:H5'	1.81	0.62
1:FB:1258:G:H1	1:FB:1277:C:H42	1.47	0.62
6:KB:23:VAL:HG11	6:KB:183:LEU:HB3	1.80	0.62
38:SC:191:ARG:NH2	38:SC:200:GLU:OE1	2.28	0.62

Continued on next page...

Continued from previous page...

Atom-1	Atom-2	Interatomic distance (Å)	Clash overlap (Å)
40:UC:3:ARG:HB2	40:UC:3:ARG:HH11	1.64	0.62
43:XC:50:LEU:O	43:XC:54:ASP:N	2.32	0.62
45:ZC:15:ALA:O	45:ZC:78:GLN:N	2.31	0.62
49:DD:39:LEU:HD12	49:DD:56:LEU:HB2	1.81	0.62
1:A:126:G:OP1	1:A:605:U:O2'	2.16	0.62
1:A:709:G:H2'	1:A:710:G:H8	1.64	0.62
2:B:898:C:H2'	2:B:899:A:O4'	1.99	0.62
2:B:2090:G:N2	25:Y:45:ASN:OD1	2.27	0.62
2:B:2358:G:H22	13:M:55:ARG:HH12	1.48	0.62
16:P:31:SER:O	16:P:97:ARG:NH2	2.31	0.62
25:Y:59:THR:O	25:Y:91:LYS:NZ	2.26	0.62
45:UA:123:LYS:O	45:UA:125:PHE:N	2.31	0.62
1:FB:254:G:O3'	51:FD:69:LYS:NZ	2.32	0.62
1:FB:1029:G:H1'	1:FB:1032(C):G:H22	1.65	0.62
1:FB:1475:G:H4'	2:GB:1689:A:H4'	1.81	0.62
2:GB:289:A:H2'	2:GB:290:G:O4'	2.00	0.62
2:GB:307:G:H21	2:GB:330:A:N6	1.97	0.62
42:WC:9:MET:HB2	42:WC:26:VAL:HG21	1.81	0.62
45:ZC:123:LYS:O	45:ZC:125:PHE:N	2.31	0.62
51:FD:65:ILE:HB	51:FD:69:LYS:HB3	1.82	0.62
2:B:274:G:H1'	2:B:363(A):G:N2	2.15	0.62
2:B:1716:U:H3	2:B:1743:G:H1	1.46	0.62
4:D:9:G:H3'	4:D:10:G:H5''	1.82	0.62
17:Q:60:THR:HG22	17:Q:77:PRO:HA	1.80	0.62
25:Y:82:LEU:N	25:Y:83:GLU:OE1	2.31	0.62
37:MA:101:LEU:HD21	37:MA:103:VAL:HG13	1.81	0.62
1:FB:1129:C:H5''	43:XC:16:ARG:HH22	1.62	0.62
1:FB:1130:A:H2'	1:FB:1131:G:H8	1.63	0.62
2:GB:2308:G:O2'	2:GB:2310:A:N7	2.31	0.62
19:XB:66:ARG:HD2	19:XB:88:ARG:HG3	1.80	0.62
22:AC:86:ARG:NH1	22:AC:100:ALA:O	2.23	0.62
36:QC:112:VAL:HG13	36:QC:153:ARG:HA	1.80	0.62
1:A:1347:G:N7	43:SA:10:ARG:NH2	2.48	0.62
2:B:919:G:N2	2:B:2269:A:OP2	2.33	0.62
2:B:1048:A:N1	2:B:1112:G:O2'	2.27	0.62
25:Y:81:ARG:HB2	25:Y:81:ARG:HH11	1.65	0.62
37:MA:112:SER:HB3	37:MA:115:LEU:HD12	1.81	0.62
16:UB:74:ALA:HB1	16:UB:108:GLY:HA3	1.80	0.62
36:QC:77:ALA:HA	36:QC:80:ILE:HD13	1.82	0.62
40:UC:5:GLU:OE1	52:GD:34:TYR:OH	2.12	0.62
43:XC:26:VAL:HB	43:XC:33:PHE:HD2	1.64	0.62

Continued on next page...

Continued from previous page...

Atom-1	Atom-2	Interatomic distance (Å)	Clash overlap (Å)
1:A:983:A:H5'	1:A:984:C:OP2	1.99	0.62
1:A:1225:A:H2'	1:A:1225:A:N3	2.15	0.62
2:B:322:A:OP2	7:G:169:ASN:HB2	1.99	0.62
13:M:124:LYS:HE2	13:M:144:GLU:HG2	1.81	0.62
41:QA:15:ASP:OD2	41:QA:17:VAL:HG23	2.00	0.62
1:FB:808:C:OP2	49:DD:48:LYS:HD3	2.00	0.62
2:GB:38:A:H2'	2:GB:39:C:C6	2.34	0.62
2:GB:95:G:H4'	26:EC:46:GLN:HA	1.81	0.62
2:GB:363(B):A:H2'	2:GB:363(C):G:C8	2.34	0.62
2:GB:1448:G:H2'	2:GB:1449(B):A:C8	2.35	0.62
27:FC:44:ARG:NH1	27:FC:44:ARG:HB2	2.15	0.62
32:KC:4:MET:HE2	32:KC:63:PRO:HG3	1.81	0.62
32:KC:55:ALA:HA	32:KC:58:ILE:HG12	1.82	0.62
36:QC:20:GLU:OE1	36:QC:23:ARG:NH2	2.26	0.62
49:DD:3:ILE:HG21	49:DD:34:LEU:HD21	1.81	0.62
2:B:1292:U:H2'	2:B:1293:C:C6	2.35	0.62
2:B:1790:C:H5''	2:B:1791:A:OP1	1.99	0.62
10:J:8:PRO:HB3	10:J:15:VAL:H	1.65	0.62
17:Q:128:GLU:OE2	17:Q:129:ARG:N	2.33	0.62
19:S:75:PHE:HE1	19:S:82:ARG:NH1	1.97	0.62
25:Y:86:SER:HB3	25:Y:89:GLU:HG3	1.82	0.62
27:AA:6:VAL:HG13	27:AA:56:VAL:HG13	1.81	0.62
37:MA:139:GLN:NE2	37:MA:143:GLU:OE2	2.26	0.62
2:GB:607:U:OP1	7:LB:103:LYS:N	2.25	0.62
8:MB:36:LYS:HE2	8:MB:160:VAL:HG11	1.81	0.62
35:PC:348:HIS:HA	35:PC:351:ASP:HB2	1.81	0.62
42:WC:23:SER:OG	42:WC:24:THR:N	2.33	0.62
52:GD:55:ARG:HB3	52:GD:55:ARG:NH1	2.14	0.62
2:B:485:C:H42	2:B:495:G:H1	1.47	0.62
2:B:848:G:H2'	2:B:849:A:C8	2.35	0.62
2:B:2361:A:P	32:FA:26:LYS:HZ2	2.23	0.62
16:P:83:LYS:HB2	16:P:111:GLU:OE2	1.99	0.62
38:NA:188:LEU:HD13	38:NA:188:LEU:H	1.63	0.62
39:OA:148:VAL:HG21	42:RA:107:LEU:HD22	1.82	0.62
46:VA:40:VAL:HG13	46:VA:56:ALA:HB2	1.82	0.62
36:QC:105:PHE:O	36:QC:109:SER:N	2.29	0.62
36:QC:153:ARG:HG3	36:QC:154:LEU:HD12	1.82	0.62
43:XC:10:ARG:HG2	43:XC:11:LYS:HG3	1.80	0.62
43:XC:83:ARG:HG2	43:XC:102:LEU:HD11	1.82	0.62
52:GD:55:ARG:HB3	52:GD:55:ARG:HH11	1.65	0.62
1:A:447:G:H1'	1:A:487:A:H61	1.64	0.62

Continued on next page...

Continued from previous page...

Atom-1	Atom-2	Interatomic distance (Å)	Clash overlap (Å)
1:A:979:C:H42	48:XA:18:VAL:HB	1.63	0.62
2:B:2557:G:H2'	2:B:2558:C:C6	2.34	0.62
5:E:80:ALA:HB3	5:E:94:LEU:HB3	1.82	0.62
45:UA:87:THR:HG22	45:UA:91:ARG:NH1	2.15	0.62
1:FB:1435:G:H1	1:FB:1466:C:H42	1.47	0.62
2:GB:898:C:H2'	2:GB:899:A:O4'	2.00	0.62
2:GB:2577:A:H5''	2:GB:2578:G:H5'	1.81	0.62
5:JB:80:ALA:HB3	5:JB:94:LEU:HB3	1.82	0.62
6:KB:120:TRP:CD1	6:KB:155:LYS:HB3	2.35	0.62
9:NB:127:GLU:HB2	9:NB:130:ARG:HB2	1.81	0.62
1:A:1298:C:H5	41:QA:114:ARG:HH11	1.48	0.61
2:B:207:A:H2'	2:B:208:C:O4'	2.00	0.61
2:B:1007:C:H5''	11:K:35:ARG:NH1	2.13	0.61
2:B:1092:C:N4	2:B:1099:G:H1	1.97	0.61
42:RA:96:GLY:H	42:RA:99:GLU:HB2	1.65	0.61
43:SA:50:LEU:O	43:SA:54:ASP:N	2.33	0.61
2:GB:2358:G:H22	13:RB:55:ARG:HH12	1.48	0.61
17:VB:60:THR:HG22	17:VB:77:PRO:HA	1.82	0.61
17:VB:120:ARG:HA	17:VB:123:LYS:HB2	1.82	0.61
23:BC:140:ASP:OD2	23:BC:141:VAL:N	2.33	0.61
39:TC:101:ILE:HD11	39:TC:119:LEU:HD23	1.81	0.61
1:A:630:G:H3'	1:A:631:G:C8	2.35	0.61
1:A:1046:A:H5'	1:A:1047:G:OP2	2.01	0.61
2:B:376:C:H42	2:B:398:G:H1	1.48	0.61
5:E:108:PRO:HD2	5:E:111:LEU:HD22	1.82	0.61
11:K:20:GLY:HA2	11:K:61:ARG:HG3	1.82	0.61
31:EA:2:LYS:HG3	31:EA:6:GLN:HE21	1.64	0.61
37:MA:83:ARG:HA	37:MA:86:VAL:HG22	1.81	0.61
42:RA:29:SER:O	42:RA:33:GLU:N	2.32	0.61
1:FB:888:G:H2'	1:FB:889:A:C8	2.35	0.61
2:GB:39:C:O2	7:LB:46:ARG:NH2	2.28	0.61
2:GB:549:G:H5''	2:GB:550:G:OP2	2.00	0.61
25:DC:59:THR:O	25:DC:91:LYS:NZ	2.31	0.61
37:RC:83:ARG:HA	37:RC:86:VAL:HG22	1.82	0.61
1:A:1130:A:H2'	1:A:1131:G:H8	1.63	0.61
2:B:363(B):A:H2'	2:B:363(C):G:C8	2.35	0.61
35:KA:328:ARG:HH12	35:KA:331:GLU:HB2	1.65	0.61
44:TA:16:LEU:HD23	44:TA:68:HIS:HD2	1.66	0.61
2:GB:1205:U:C5	7:LB:171:PRO:HA	2.35	0.61
2:GB:1506:C:H2'	2:GB:1508:A:H8	1.64	0.61
2:GB:2857:G:N2	2:GB:2860:A:OP2	2.31	0.61

Continued on next page...

Continued from previous page...

Atom-1	Atom-2	Interatomic distance (Å)	Clash overlap (Å)
7:LB:165:ARG:HG3	7:LB:165:ARG:NH1	2.07	0.61
7:LB:170:LEU:HD12	7:LB:171:PRO:HD2	1.82	0.61
19:XB:8:GLY:HA3	19:XB:23:GLU:HB2	1.83	0.61
1:A:959:A:N1	1:A:1221:G:O2'	2.30	0.61
2:B:1257:C:H4'	7:G:83:PHE:CE1	2.36	0.61
12:L:60:ALA:HA	12:L:87:ILE:HG13	1.80	0.61
22:V:37:VAL:HG21	22:V:72:VAL:HG21	1.81	0.61
22:V:46:LYS:HB3	22:V:60:PHE:HD1	1.64	0.61
45:UA:81:ASP:OD2	45:UA:106:LYS:HB2	2.00	0.61
46:VA:69:TYR:HB3	46:VA:99:HIS:HD2	1.65	0.61
1:A:291:C:H42	1:A:309:G:H1	1.48	0.61
1:A:1226:C:H4'	53:CB:80:TYR:CZ	2.35	0.61
2:B:252:G:P	13:M:50:ARG:HH12	2.23	0.61
2:B:1205:U:C5	7:G:171:PRO:HA	2.36	0.61
37:MA:66:VAL:HG23	37:MA:101:LEU:HB2	1.81	0.61
1:FB:735:C:H2'	1:FB:736:C:C6	2.35	0.61
1:FB:1143:G:H2'	1:FB:1144:G:H8	1.62	0.61
2:GB:444:C:H4'	7:LB:49:ALA:HB2	1.82	0.61
2:GB:2622:C:O2'	2:GB:2824:C:N4	2.32	0.61
2:GB:2711:A:H5''	2:GB:2712:U:H5''	1.81	0.61
7:LB:152:GLU:OE2	7:LB:191:ARG:NH1	2.32	0.61
1:A:542:G:H5'	38:NA:41:GLY:HA3	1.83	0.61
2:B:2756:U:H1'	2:B:2757:A:H5''	1.82	0.61
43:SA:5:TYR:HB2	43:SA:18:PHE:HA	1.82	0.61
1:FB:624:C:H2'	1:FB:625:G:C8	2.35	0.61
2:GB:1426:G:O2'	2:GB:1572:A:N6	2.32	0.61
2:GB:1803:A:O2'	5:JB:259:THR:HG21	2.01	0.61
3:HB:31:C:H4'	8:MB:29:TRP:CH2	2.36	0.61
11:PB:17:ASP:OD1	11:PB:56:ASN:HB2	2.01	0.61
45:ZC:81:ASP:OD2	45:ZC:106:LYS:HB2	2.00	0.61
1:A:339:C:OP2	12:L:97:ARG:NH1	2.33	0.61
2:B:95:G:H4'	26:Z:46:GLN:HA	1.82	0.61
2:B:548:A:H2'	2:B:549:G:O4'	2.00	0.61
2:B:1011:G:OP2	18:R:66:ASN:ND2	2.32	0.61
49:YA:3:ILE:HG21	49:YA:34:LEU:HD21	1.81	0.61
1:FB:975:A:O2'	48:CD:32:SER:HA	1.99	0.61
1:FB:1175:G:H2'	1:FB:1176:A:H8	1.66	0.61
1:FB:1175:G:H2'	1:FB:1176:A:C8	2.35	0.61
1:FB:1377:A:OP2	41:VC:94:ARG:NH1	2.34	0.61
2:GB:2142:C:N4	2:GB:2148:G:H22	1.98	0.61
2:GB:2213:U:H5'	25:DC:57:GLU:OE2	2.01	0.61

Continued on next page...

Continued from previous page...

Atom-1	Atom-2	Interatomic distance (Å)	Clash overlap (Å)
51:FD:29:HIS:HB2	51:FD:36:ILE:HD11	1.82	0.61
1:A:624:C:H2'	1:A:625:G:C8	2.36	0.61
6:F:120:TRP:CD1	6:F:155:LYS:HB3	2.35	0.61
14:N:116:GLU:OE2	14:N:119:ARG:NE	2.33	0.61
22:V:86:ARG:HH12	22:V:100:ALA:C	2.03	0.61
31:EA:41:ARG:NH1	31:EA:41:ARG:HB2	2.16	0.61
37:MA:73:PRO:HA	37:MA:76:VAL:HG23	1.83	0.61
24:CC:18:ALA:HB3	24:CC:20:ARG:HH12	1.63	0.61
42:WC:32:LYS:HA	42:WC:35:ILE:HD12	1.83	0.61
45:ZC:87:THR:HG22	45:ZC:91:ARG:NH1	2.16	0.61
1:A:642:A:N3	42:RA:113:SER:OG	2.32	0.61
1:A:745:C:H1'	1:A:836:G:O2'	2.01	0.61
17:Q:30:VAL:HG22	17:Q:86:ILE:HD12	1.81	0.61
24:X:41:ARG:HH11	24:X:41:ARG:HG3	1.63	0.61
34:HA:21:A:N6	35:JA:198:THR:OG1	2.17	0.61
36:LA:87:ARG:NH2	36:LA:220:ASP:OD2	2.33	0.61
38:NA:141:ARG:HB2	38:NA:141:ARG:HH11	1.65	0.61
54:DB:50:GLU:HA	54:DB:53:LEU:HD12	1.81	0.61
2:GB:775:G:C5	2:GB:794:G:C8	2.89	0.61
4:IB:41:C:O2'	41:VC:140:ASP:OD1	2.19	0.61
13:RB:124:LYS:HE2	13:RB:144:GLU:HG2	1.81	0.61
25:DC:86:SER:HB3	25:DC:89:GLU:HG3	1.81	0.61
51:FD:96:GLN:O	51:FD:98:LEU:N	2.32	0.61
2:B:775:G:C5	2:B:794:G:C8	2.89	0.61
2:B:2135:A:H2'	2:B:2136:C:H2'	1.82	0.61
7:G:181:LEU:HD11	7:G:186:ILE:HD11	1.82	0.61
11:K:17:ASP:OD1	11:K:56:ASN:HB2	2.01	0.61
14:N:61:GLY:HA2	23:W:177:PRO:HB2	1.81	0.61
17:Q:54:ARG:HB3	17:Q:54:ARG:NH1	2.16	0.61
21:U:65:ARG:HB2	21:U:70:LEU:HG	1.83	0.61
41:QA:46:ALA:HB1	41:QA:121:ALA:HB2	1.81	0.61
2:GB:519:U:H2'	2:GB:520:G:C8	2.35	0.61
2:GB:557:U:H2'	2:GB:558:G:H8	1.64	0.61
2:GB:1441:G:H2'	2:GB:1442:G:C8	2.36	0.61
23:BC:48:PHE:HE1	23:BC:71:VAL:HG21	1.64	0.61
1:A:512:U:OP1	38:NA:46:LYS:NZ	2.31	0.60
2:B:2622:C:O2'	2:B:2824:C:N4	2.32	0.60
8:H:139:LEU:HD22	8:H:149:VAL:HG11	1.83	0.60
17:Q:64:ARG:HD2	17:Q:102:ILE:HD11	1.82	0.60
45:UA:48:ILE:HG21	45:UA:63:LEU:HB3	1.83	0.60
1:FB:982:U:H5''	48:CD:6:LEU:HD13	1.82	0.60

Continued on next page...

Continued from previous page...

Atom-1	Atom-2	Interatomic distance (Å)	Clash overlap (Å)
2:GB:1011:G:OP2	18:WB:66:ASN:ND2	2.33	0.60
2:GB:1826:G:H5''	2:GB:1827:C:OP2	2.01	0.60
3:HB:103:U:HO2'	23:BC:29:TYR:HH	1.45	0.60
7:LB:63:LYS:NZ	7:LB:75:HIS:O	2.27	0.60
18:WB:83:LEU:HD12	18:WB:113:ALA:HB2	1.83	0.60
4:NC:39:C:H2'	4:NC:40:C:H6	1.65	0.60
37:RC:73:PRO:HA	37:RC:76:VAL:HG23	1.83	0.60
44:YC:45:ARG:HD3	48:CD:36:PHE:HE1	1.65	0.60
1:A:1372:U:H5''	43:SA:71:SER:HB2	1.83	0.60
1:A:1399:C:O2	1:A:1502:A:N6	2.34	0.60
2:B:228:A:O2'	2:B:229:A:OP2	2.12	0.60
8:H:11:TYR:OH	8:H:32:PRO:O	2.18	0.60
41:QA:146:GLU:HA	41:QA:149:ARG:HB2	1.83	0.60
1:FB:146:G:H2'	1:FB:147:G:H8	1.65	0.60
1:FB:216:G:H2'	1:FB:217:C:C6	2.35	0.60
1:FB:291:C:H42	1:FB:309:G:H1	1.48	0.60
1:FB:1329:A:H5'	47:BD:29:ARG:HH11	1.66	0.60
2:GB:2321:G:H5'	2:GB:2322:A:OP2	2.01	0.60
13:RB:95:VAL:HB	13:RB:125:VAL:HG12	1.82	0.60
16:UB:44:LYS:HB2	16:UB:44:LYS:NZ	2.16	0.60
1:A:1175:G:H2'	1:A:1176:A:C8	2.36	0.60
2:B:1448:G:H2'	2:B:1449(B):A:C8	2.35	0.60
2:B:2593:U:H2'	2:B:2594:C:C6	2.36	0.60
12:L:82:ASN:HD22	12:L:82:ASN:N	1.97	0.60
18:R:83:LEU:HD12	18:R:113:ALA:HB2	1.83	0.60
29:CA:30:LEU:HD13	29:CA:39:MET:HB3	1.81	0.60
38:NA:18:LYS:HE3	38:NA:20:TYR:H	1.66	0.60
1:FB:1137:C:OP2	1:FB:1137:C:H4'	2.00	0.60
2:GB:274:G:H1'	2:GB:363(A):G:N2	2.15	0.60
2:GB:635:C:O2'	2:GB:639:U:OP1	2.20	0.60
5:JB:69:ARG:NH2	5:JB:128:GLY:O	2.34	0.60
46:AD:40:VAL:HG13	46:AD:56:ALA:HB2	1.84	0.60
51:FD:66:SER:OG	51:FD:67:LYS:N	2.34	0.60
2:B:549:G:H5''	2:B:550:G:OP2	2.01	0.60
2:B:1104:C:H2'	2:B:1105:U:H6	1.65	0.60
38:NA:12:CYS:HG	38:NA:18:LYS:NZ	1.98	0.60
1:FB:1225:A:H2'	1:FB:1225:A:N3	2.14	0.60
1:FB:1359:C:O2'	1:FB:1362(A):C:N4	2.33	0.60
12:QB:21:CYS:HB2	12:QB:39:ILE:HD12	1.83	0.60
12:QB:73:ASP:HB2	17:VB:82:LEU:HD13	1.84	0.60
2:B:1257:C:H4'	7:G:83:PHE:CD1	2.35	0.60

Continued on next page...

Continued from previous page...

Atom-1	Atom-2	Interatomic distance (Å)	Clash overlap (Å)
2:B:2091:U:H1'	25:Y:47:GLN:OE1	2.02	0.60
2:B:2635:C:H5''	6:F:78:LEU:HB3	1.83	0.60
2:B:2792:G:H2'	2:B:2793:G:C8	2.35	0.60
7:G:78:ILE:HA	7:G:83:PHE:CE2	2.37	0.60
48:XA:4:LYS:NZ	48:XA:7:ILE:HG13	2.17	0.60
1:FB:745:C:H1'	1:FB:836:G:O2'	2.01	0.60
1:FB:1226:C:H4'	53:HD:80:TYR:CZ	2.36	0.60
1:FB:1359:C:OP1	48:CD:22:THR:OG1	2.13	0.60
1:FB:1399:C:O2	1:FB:1502:A:N6	2.34	0.60
2:GB:2792:G:H2'	2:GB:2793:G:C8	2.36	0.60
17:VB:16:ARG:HG3	17:VB:19:LEU:HD11	1.82	0.60
23:BC:6:LYS:H	23:BC:6:LYS:HD2	1.66	0.60
41:VC:46:ALA:HB1	41:VC:121:ALA:HB2	1.82	0.60
49:DD:33:THR:O	49:DD:37:ASN:ND2	2.25	0.60
54:ID:93:GLU:O	54:ID:95:ALA:N	2.33	0.60
2:B:1388:G:H2'	2:B:1389:G:H8	1.66	0.60
2:B:1433:U:O2	2:B:1561:G:N1	2.34	0.60
2:B:2142:C:N4	2:B:2148:G:H22	2.00	0.60
2:B:2711:A:H5''	2:B:2712:U:H5''	1.83	0.60
8:H:135:LEU:HD23	8:H:155:MET:HG3	1.84	0.60
14:N:43:THR:N	14:N:46:GLN:OE1	2.28	0.60
31:EA:47:ARG:HB3	31:EA:47:ARG:NH1	2.16	0.60
38:SC:141:ARG:HB2	38:SC:141:ARG:HH11	1.65	0.60
2:B:529:A:H62	2:B:2041:U:H3	1.49	0.60
2:B:881:G:N2	2:B:895:U:H3	2.00	0.60
2:B:2394:C:N3	4:D:76:A:O2'	2.28	0.60
6:F:21:VAL:HG22	6:F:23:VAL:HG23	1.83	0.60
7:G:165:ARG:HG3	7:G:165:ARG:NH1	2.13	0.60
12:L:64:ARG:HD3	12:L:79:PHE:CD1	2.36	0.60
37:MA:86:VAL:HA	37:MA:89:GLU:HB3	1.84	0.60
45:UA:22:HIS:HB3	45:UA:29:ILE:HB	1.83	0.60
52:BB:55:ARG:NH1	52:BB:55:ARG:HB3	2.17	0.60
1:FB:112:G:OP2	50:ED:27:LYS:HE3	2.00	0.60
1:FB:826:C:O2	42:WC:15:ASN:ND2	2.35	0.60
1:FB:1013:G:N2	1:FB:1016:A:OP2	2.35	0.60
2:GB:755:C:H2'	2:GB:756:C:C6	2.37	0.60
17:VB:54:ARG:HB3	17:VB:54:ARG:NH1	2.17	0.60
23:BC:26:GLY:HA2	23:BC:85:HIS:CD2	2.37	0.60
38:SC:31:CYS:O	38:SC:33:MET:N	2.34	0.60
41:VC:146:GLU:HA	41:VC:149:ARG:HB2	1.82	0.60
45:ZC:108:ILE:HD12	52:GD:87:ARG:NH1	2.15	0.60

Continued on next page...

Continued from previous page...

Atom-1	Atom-2	Interatomic distance (Å)	Clash overlap (Å)
1:A:114:U:H2'	1:A:115:G:C8	2.36	0.60
2:B:1451:C:H42	2:B:1459:G:H1	1.47	0.60
2:B:2023:G:H5'	2:B:2617:C:H4'	1.84	0.60
11:K:59:LYS:NZ	11:K:125:GLY:HA2	2.17	0.60
35:JA:112:PHE:HB2	35:JA:206:MET:HB2	1.83	0.60
45:UA:15:ALA:O	45:UA:78:GLN:N	2.31	0.60
50:ZA:21:VAL:HB	50:ZA:33:ILE:HB	1.84	0.60
2:GB:797:C:OP2	7:LB:62:ARG:HG3	2.02	0.60
2:GB:1292:U:H2'	2:GB:1293:C:C6	2.36	0.60
2:GB:1379:A:H4'	2:GB:1380:G:OP2	2.01	0.60
2:GB:2543:G:H2'	2:GB:2544:G:C8	2.36	0.60
14:SB:61:GLY:HA2	23:BC:177:PRO:HB2	1.83	0.60
37:RC:112:SER:HB3	37:RC:115:LEU:HD12	1.84	0.60
1:A:1175:G:H2'	1:A:1176:A:H8	1.66	0.60
2:B:900:A:H2'	2:B:901:A:C8	2.36	0.60
2:B:1093:G:H2'	2:B:1093:G:N3	2.16	0.60
2:B:2565:A:H5''	2:B:2566:A:OP2	2.01	0.60
5:E:61:LEU:O	5:E:63:ARG:NH1	2.35	0.60
6:F:119:ARG:HG2	6:F:120:TRP:CE2	2.37	0.60
8:H:101:ILE:O	8:H:105:LYS:NZ	2.24	0.60
9:I:136:ILE:HD12	9:I:137:ASP:H	1.67	0.60
36:LA:33:TYR:HB3	36:LA:41:ILE:HB	1.83	0.60
49:YA:39:LEU:HD12	49:YA:56:LEU:HB2	1.83	0.60
1:FB:114:U:H2'	1:FB:115:G:C8	2.36	0.60
2:GB:270(A):A:OP2	2:GB:270(Z):G:N2	2.32	0.60
2:GB:1067:A:H5'	2:GB:1068:G:N2	2.17	0.60
2:GB:1092:C:N4	2:GB:1099:G:H1	1.99	0.60
2:GB:1104:C:H2'	2:GB:1105:U:H6	1.66	0.60
2:GB:2023:G:H5'	2:GB:2617:C:H4'	1.83	0.60
6:KB:21:VAL:HG22	6:KB:23:VAL:HG23	1.84	0.60
16:UB:11:LYS:HD3	16:UB:15:ARG:NH1	2.16	0.60
45:ZC:48:ILE:HG21	45:ZC:63:LEU:HB3	1.84	0.60
47:BD:87:TYR:CE2	47:BD:91:ARG:HD2	2.37	0.60
1:A:269:C:H2'	1:A:270:A:C8	2.37	0.60
2:B:2131:G:OP2	2:B:2132:U:O2'	2.14	0.60
2:B:2133:G:O2'	2:B:2157:G:N2	2.34	0.60
18:R:10:ARG:HG2	18:R:14:HIS:CD2	2.36	0.60
38:NA:18:LYS:HB3	38:NA:20:TYR:CE2	2.37	0.60
46:VA:97:ARG:HB2	46:VA:97:ARG:HH11	1.66	0.60
1:FB:696:A:N3	1:FB:786:G:O2'	2.28	0.60
12:QB:82:ASN:HD22	12:QB:82:ASN:N	1.97	0.60

Continued on next page...

Continued from previous page...

Atom-1	Atom-2	Interatomic distance (Å)	Clash overlap (Å)
31:JC:10:ARG:HH11	31:JC:14:LYS:HE3	1.67	0.60
39:TC:72:GLN:O	39:TC:73:ASN:ND2	2.35	0.60
1:A:1359:C:O2'	1:A:1362(A):C:N4	2.34	0.59
2:B:2771:C:H5''	6:F:202:LYS:HZ3	1.67	0.59
17:Q:91:ARG:HD2	17:Q:124:ASP:OD2	2.01	0.59
23:W:48:PHE:HE1	23:W:71:VAL:HG21	1.66	0.59
41:QA:85:TYR:HD2	41:QA:154:TYR:HE2	1.50	0.59
1:FB:1125:U:O2'	1:FB:1126:U:H5''	2.01	0.59
2:GB:735:A:H5''	2:GB:736:C:OP2	2.03	0.59
2:GB:1187:G:H8	2:GB:1187:G:O5'	1.84	0.59
2:GB:1889:A:H2'	2:GB:1890:A:C8	2.37	0.59
3:HB:22:U:H3	3:HB:61:G:H1	1.50	0.59
6:KB:119:ARG:HG2	6:KB:120:TRP:CE2	2.36	0.59
27:FC:44:ARG:HB2	27:FC:44:ARG:HH11	1.66	0.59
31:JC:41:ARG:NH1	31:JC:41:ARG:HB2	2.16	0.59
35:OC:174:ARG:HG3	35:PC:341:ILE:HG21	1.82	0.59
38:SC:18:LYS:HE3	38:SC:20:TYR:H	1.65	0.59
51:FD:66:SER:HB3	51:FD:69:LYS:HB2	1.84	0.59
1:A:803:G:H2'	1:A:804:U:O4'	2.03	0.59
1:A:960:U:H2'	1:A:1225:A:H62	1.66	0.59
2:B:579:G:H2'	2:B:580:C:C6	2.37	0.59
2:B:708:C:H5''	2:B:709:U:OP2	2.03	0.59
2:B:1364:G:OP1	25:Y:2:SER:HA	2.02	0.59
2:B:2321:G:H5'	2:B:2322:A:OP2	2.02	0.59
21:U:57:LEU:HD11	21:U:78:LYS:HE2	1.84	0.59
45:UA:21:ILE:HD11	45:UA:84:VAL:HG22	1.84	0.59
1:FB:960:U:H2'	1:FB:1225:A:H62	1.66	0.59
1:FB:1296:C:H5''	1:FB:1297:C:OP2	2.01	0.59
1:FB:1347:G:N2	1:FB:1374:A:O5'	2.35	0.59
2:GB:1340:U:H4'	2:GB:1341:U:OP2	2.02	0.59
1:A:9:G:H5'	39:OA:122:GLU:OE2	2.02	0.59
1:A:674:G:OP1	40:PA:87:ARG:NH2	2.33	0.59
1:A:1329:A:H5'	47:WA:29:ARG:HH11	1.65	0.59
1:A:1435:G:H1	1:A:1466:C:H42	1.50	0.59
2:B:570:G:H2'	2:B:2030:A:C5	2.37	0.59
5:E:6:PHE:CE1	5:E:13:ARG:NH1	2.71	0.59
7:G:72:ARG:HG3	7:G:72:ARG:NH1	2.01	0.59
9:I:10:PRO:HA	9:I:49:VAL:HG12	1.84	0.59
35:JA:184:VAL:HG23	35:KA:310:TYR:HB2	1.83	0.59
37:MA:185:GLY:O	37:MA:200:ALA:N	2.35	0.59
46:VA:86:ARG:HG3	46:VA:101:VAL:HG22	1.84	0.59

Continued on next page...

Continued from previous page...

Atom-1	Atom-2	Interatomic distance (Å)	Clash overlap (Å)
54:DB:56:MET:HG3	54:DB:88:VAL:HG21	1.83	0.59
1:FB:555:C:H2'	1:FB:556:C:H6	1.67	0.59
2:GB:140:A:H8	2:GB:1408:C:O2'	1.84	0.59
2:GB:573:G:O2'	2:GB:574:C:H3'	2.03	0.59
2:GB:2133:G:O2'	2:GB:2157:G:N2	2.35	0.59
2:GB:2657:A:O3'	9:NB:160:LYS:NZ	2.34	0.59
10:OB:7:GLU:OE2	10:OB:8:PRO:HD2	2.02	0.59
12:QB:34:THR:OG1	12:QB:35:VAL:N	2.35	0.59
12:QB:60:ALA:HA	12:QB:87:ILE:HG13	1.84	0.59
21:ZB:68:ARG:NH1	21:ZB:69:TYR:OH	2.35	0.59
32:KC:50:LEU:HB3	32:KC:55:ALA:HB2	1.84	0.59
48:CD:4:LYS:HZ2	48:CD:7:ILE:HG13	1.67	0.59
1:A:112:G:H1	1:A:315:A:H61	1.49	0.59
1:A:1296:C:H5''	1:A:1297:C:OP2	2.01	0.59
1:A:1319:A:OP2	53:CB:3:ARG:HD3	2.03	0.59
2:B:2164:C:H41	2:B:2166:G:H21	1.49	0.59
7:G:50:SER:HA	7:G:92:PRO:O	2.03	0.59
7:G:170:LEU:HD12	7:G:171:PRO:HD2	1.84	0.59
8:H:64:THR:HB	8:H:94:LEU:HD21	1.84	0.59
8:H:125:PHE:HB3	8:H:166:ASP:OD1	2.02	0.59
10:J:27:ARG:HG2	25:Y:71:TYR:CZ	2.37	0.59
42:RA:84:ARG:HD3	42:RA:136:GLU:OE2	2.01	0.59
1:FB:112:G:H1	1:FB:315:A:H61	1.51	0.59
2:GB:630:G:N2	2:GB:633:A:OP2	2.34	0.59
2:GB:2685:G:H5'	12:QB:68:GLU:OE2	2.01	0.59
2:GB:2698:U:H2'	2:GB:2699:C:C6	2.36	0.59
2:GB:2756:U:H1'	2:GB:2757:A:H5''	1.83	0.59
2:GB:2771:C:H5''	6:KB:202:LYS:HZ3	1.66	0.59
5:JB:218:ARG:HB3	5:JB:219:PRO:HD2	1.84	0.59
54:ID:56:MET:HG3	54:ID:88:VAL:HG21	1.84	0.59
12:L:63:VAL:HG11	12:L:85:VAL:HG23	1.84	0.59
23:W:80:ARG:HB3	23:W:82:ARG:NH1	2.16	0.59
37:MA:135:LYS:NZ	37:MA:135:LYS:HB3	2.18	0.59
46:VA:40:VAL:HG11	46:VA:77:LEU:O	2.03	0.59
47:WA:54:VAL:HA	47:WA:57:ARG:HG3	1.84	0.59
49:YA:33:THR:O	49:YA:37:ASN:ND2	2.26	0.59
1:FB:598:U:H2'	1:FB:599:C:C6	2.37	0.59
1:FB:989:C:H42	1:FB:1217:C:H42	1.49	0.59
1:FB:1079:G:O3'	39:TC:14:ARG:NH2	2.35	0.59
2:GB:298:G:H8	2:GB:298:G:O5'	1.85	0.59
2:GB:467:G:P	31:JC:33:ARG:HH21	2.25	0.59

Continued on next page...

Continued from previous page...

Atom-1	Atom-2	Interatomic distance (Å)	Clash overlap (Å)
2:GB:2349:G:OP2	32:KC:42:ARG:HD3	2.02	0.59
2:GB:2439:A:H2'	57:GB:9001:BLS:N15	2.18	0.59
2:GB:2635:C:H5''	6:KB:78:LEU:HB3	1.83	0.59
2:GB:2805:G:N1	2:GB:2891:G:OP2	2.36	0.59
2:GB:2820:A:OP2	15:TB:2:ARG:NH2	2.34	0.59
2:GB:2849:U:H4'	2:GB:2868:A:C2	2.37	0.59
9:NB:136:ILE:HD12	9:NB:137:ASP:H	1.66	0.59
14:SB:52:VAL:HG13	23:BC:183:LEU:HD11	1.82	0.59
14:SB:112:GLU:HA	14:SB:115:MET:HB2	1.83	0.59
15:TB:48:VAL:O	15:TB:51:LEU:N	2.35	0.59
21:ZB:35:THR:OG1	21:ZB:36:LYS:N	2.32	0.59
4:NC:17:C:H5''	4:NC:17(A):U:OP2	2.01	0.59
1:A:1012:U:H2'	1:A:1013:G:C8	2.38	0.59
1:A:1338:G:H5'	1:A:1339:A:OP2	2.03	0.59
1:A:1342:C:H2'	1:A:1343:G:C8	2.37	0.59
2:B:781:A:C8	5:E:219:PRO:HG3	2.36	0.59
2:B:1472:A:N6	2:B:1521:G:H1'	2.18	0.59
9:I:127:GLU:HB2	9:I:130:ARG:HB2	1.83	0.59
11:K:26:LEU:HG	11:K:30:ILE:HD11	1.83	0.59
23:W:79:ARG:HD2	23:W:80:ARG:NH1	2.18	0.59
35:KA:348:HIS:HA	35:KA:351:ASP:HB2	1.83	0.59
38:NA:201:GLN:NE2	38:NA:205:GLU:OE2	2.36	0.59
1:FB:1372:U:H5''	43:XC:71:SER:HB2	1.84	0.59
2:GB:270(G):U:H2'	2:GB:270(H):C:C6	2.37	0.59
2:GB:1093:G:H2'	2:GB:1093:G:N3	2.16	0.59
3:HB:75:G:O2'	23:BC:10:ARG:NH2	2.30	0.59
10:OB:77:LEU:HB3	10:OB:142:VAL:HG12	1.84	0.59
12:QB:98:VAL:HG12	12:QB:117:LEU:HB3	1.85	0.59
17:VB:128:GLU:OE2	17:VB:129:ARG:N	2.36	0.59
31:JC:41:ARG:HB2	31:JC:41:ARG:HH11	1.68	0.59
41:VC:47:CYS:HA	41:VC:50:ILE:HB	1.84	0.59
1:A:32:A:OP2	1:A:398:C:O2'	2.21	0.59
1:A:619:U:C2	38:NA:135:LEU:HD21	2.38	0.59
1:A:940:C:O2	1:A:1343:G:N2	2.18	0.59
2:B:444:C:H4'	7:G:49:ALA:HB2	1.83	0.59
2:B:517:C:OP1	29:CA:16:ARG:NH2	2.36	0.59
2:B:797:C:OP2	7:G:62:ARG:HG3	2.02	0.59
2:B:2233:U:H2'	2:B:2234:G:C8	2.37	0.59
7:G:12:LEU:HB2	7:G:126:VAL:HG12	1.85	0.59
19:S:69:LYS:H	19:S:88:ARG:NH1	2.00	0.59
22:V:52:SER:OG	22:V:55:TYR:N	2.24	0.59

Continued on next page...

Continued from previous page...

Atom-1	Atom-2	Interatomic distance (Å)	Clash overlap (Å)
1:FB:923:A:H61	1:FB:1393:U:H3	1.51	0.59
1:FB:1498:UR3:OP2	34:MC:16:A:O2'	2.21	0.59
2:GB:485:C:H42	2:GB:495:G:H1	1.49	0.59
2:GB:828:U:H4'	2:GB:831:G:N1	2.18	0.59
2:GB:2287:A:H62	2:GB:2344:U:H3	1.50	0.59
22:AC:46:LYS:HB3	22:AC:60:PHE:HD1	1.66	0.59
23:BC:108:PRO:HG3	23:BC:141:VAL:HG22	1.84	0.59
35:OC:106:ASP:HA	35:OC:109:ARG:HH11	1.66	0.59
1:A:555:C:H2'	1:A:556:C:H6	1.67	0.59
2:B:1067:A:H5'	2:B:1068:G:N2	2.17	0.59
2:B:1359:A:H2'	2:B:1360:A:H5'	1.84	0.59
29:CA:29:ILE:O	29:CA:30:LEU:HD23	2.02	0.59
2:GB:207:A:H2'	2:GB:208:C:O4'	2.02	0.59
2:GB:686:G:O6	31:JC:12:ARG:NH1	2.36	0.59
2:GB:853:G:H1	2:GB:924:C:H42	1.51	0.59
2:GB:2854:G:H2'	2:GB:2855:C:C6	2.37	0.59
16:UB:48:LEU:HD12	16:UB:82:ILE:HD11	1.84	0.59
23:BC:80:ARG:HG2	23:BC:82:ARG:HH22	1.68	0.59
35:OC:107:ASP:OD2	35:OC:107:ASP:N	2.35	0.59
37:RC:86:VAL:HA	37:RC:89:GLU:HB3	1.84	0.59
40:UC:43:LEU:HB2	40:UC:60:PHE:HB2	1.84	0.59
1:A:405:U:O4	38:NA:3:ARG:HB2	2.02	0.59
1:A:1048:G:OP1	48:XA:4:LYS:HB2	2.02	0.59
1:A:1125:U:O2'	1:A:1126:U:H5''	2.03	0.59
1:A:1377:A:OP2	41:QA:94:ARG:NH1	2.35	0.59
2:B:1340:U:H4'	2:B:1341:U:OP2	2.03	0.59
2:B:2298:A:H62	2:B:2318:G:H8	1.51	0.59
2:B:2535:G:H2'	2:B:2536:G:H8	1.68	0.59
54:DB:75:ASN:N	54:DB:75:ASN:OD1	2.35	0.59
2:GB:570:G:H2'	2:GB:2030:A:C5	2.38	0.59
2:GB:1849:G:H2'	2:GB:1850:G:H8	1.68	0.59
9:NB:88:LEU:HD12	9:NB:165:ALA:HA	1.84	0.59
31:JC:47:ARG:HB3	31:JC:47:ARG:NH1	2.17	0.59
37:RC:185:GLY:O	37:RC:200:ALA:N	2.35	0.59
38:SC:18:LYS:HB3	38:SC:20:TYR:CE2	2.38	0.59
1:A:790:A:OP1	4:IA:38:A:O2'	2.21	0.59
2:B:557:U:H2'	2:B:558:G:C8	2.37	0.59
2:B:581:C:H2'	2:B:582:G:C8	2.38	0.59
2:B:2641:G:OP1	11:K:74:ARG:NE	2.35	0.59
3:C:14:U:O3'	3:C:107:U:O2'	2.20	0.59
6:F:23:VAL:HG11	6:F:183:LEU:HD23	1.84	0.59

Continued on next page...

Continued from previous page...

Atom-1	Atom-2	Interatomic distance (Å)	Clash overlap (Å)
6:F:114:ALA:HB2	6:F:160:TYR:HB2	1.85	0.59
4:IA:33:U:P	43:SA:128:ARG:HH22	2.25	0.59
42:RA:23:SER:OG	42:RA:24:THR:N	2.36	0.59
1:FB:501:C:H2'	1:FB:502:G:H8	1.68	0.59
2:GB:307:G:H21	2:GB:330:A:H62	1.50	0.59
2:GB:517:C:O2'	20:YB:18:ARG:NH2	2.36	0.59
2:GB:848:G:H2'	2:GB:849:A:C8	2.38	0.59
2:GB:881:G:N2	2:GB:895:U:H3	2.00	0.59
8:MB:125:PHE:HB3	8:MB:166:ASP:OD1	2.02	0.59
4:NC:33:U:P	43:XC:128:ARG:HH22	2.26	0.59
51:FD:29:HIS:CD2	51:FD:30:PRO:HD2	2.38	0.59
1:A:511:C:N3	1:A:541:G:N2	2.51	0.58
1:A:888:G:H2'	1:A:889:A:H8	1.68	0.58
2:B:2336:A:H3'	2:B:2337:G:H8	1.68	0.58
2:B:2784:C:O2	6:F:37:ARG:NH2	2.36	0.58
11:K:70:LYS:NZ	11:K:72:TYR:CE1	2.63	0.58
35:KA:311:ASN:ND2	35:KA:314:GLN:OE1	2.36	0.58
37:MA:131:ARG:NH1	37:MA:135:LYS:HD2	2.18	0.58
2:GB:1257:C:H4'	7:LB:83:PHE:CD1	2.38	0.58
2:GB:1451:C:H42	2:GB:1459:G:H1	1.51	0.58
6:KB:114:ALA:HB2	6:KB:160:TYR:HB2	1.84	0.58
17:VB:64:ARG:HD2	17:VB:102:ILE:HD11	1.84	0.58
31:JC:29:LYS:O	31:JC:33:ARG:HG3	2.03	0.58
36:QC:87:ARG:NH2	36:QC:220:ASP:OD2	2.36	0.58
40:UC:76:ALA:HB1	40:UC:80:ARG:NH1	2.17	0.58
2:B:577:G:O2'	2:B:1254:A:OP1	2.20	0.58
2:B:1357:U:H2'	2:B:1358:G:O4'	2.04	0.58
2:B:1789:A:OP1	5:E:221:VAL:HA	2.03	0.58
2:B:2674:G:H5''	12:L:26:LYS:HE2	1.85	0.58
27:AA:7:LYS:HB2	27:AA:34:GLU:HG2	1.85	0.58
1:FB:1402:4OC:H2'	1:FB:1403:C:O4'	2.02	0.58
1:FB:1415:G:H1	1:FB:1485:U:H3	1.49	0.58
10:OB:122:GLU:HB2	10:OB:126:TYR:OH	2.02	0.58
12:QB:3:GLN:HB2	12:QB:4:PRO:HD2	1.85	0.58
16:UB:83:LYS:HB2	16:UB:111:GLU:OE2	2.03	0.58
39:TC:136:MET:HA	39:TC:139:LEU:HD12	1.84	0.58
54:ID:30:LYS:HB2	54:ID:30:LYS:NZ	2.18	0.58
1:A:1245:A:H61	1:A:1292:U:H3	1.51	0.58
2:B:384:U:H2'	2:B:385:C:H6	1.68	0.58
2:B:2854:G:H2'	2:B:2855:C:C6	2.38	0.58
5:E:26:LYS:HD3	5:E:83:GLU:OE2	2.03	0.58

Continued on next page...

Continued from previous page...

Atom-1	Atom-2	Interatomic distance (Å)	Clash overlap (Å)
12:L:98:VAL:HG12	12:L:117:LEU:HB3	1.86	0.58
24:X:23:VAL:HA	24:X:38:VAL:HG22	1.83	0.58
33:GA:24:TYR:HA	33:GA:35:ARG:HA	1.85	0.58
36:LA:80:ILE:HG22	36:LA:215:LEU:HD12	1.84	0.58
38:NA:191:ARG:NH2	38:NA:200:GLU:OE1	2.31	0.58
40:PA:19:LEU:O	40:PA:23:LYS:N	2.30	0.58
1:FB:296:U:H2'	1:FB:297:G:C8	2.38	0.58
1:FB:304:U:H2'	1:FB:305:G:C8	2.38	0.58
2:GB:1153:C:H5'	18:WB:76:TYR:HE2	1.67	0.58
8:MB:139:LEU:HD22	8:MB:149:VAL:HG11	1.84	0.58
13:RB:100:LEU:HD22	13:RB:105:LEU:HD13	1.84	0.58
1:A:1239:A:O2'	41:QA:114:ARG:O	2.22	0.58
1:A:1402:4OC:H2'	1:A:1403:C:O4'	2.03	0.58
2:B:2815:C:H5'	29:CA:29:ILE:HG13	1.85	0.58
3:C:91:C:H2'	3:C:92:G:C8	2.38	0.58
9:I:65:HIS:O	9:I:68:THR:OG1	2.21	0.58
12:L:73:ASP:HB2	17:Q:82:LEU:HD13	1.86	0.58
25:Y:50:ARG:HG2	25:Y:59:THR:HB	1.85	0.58
47:WA:31:LYS:HZ1	47:WA:34:LEU:HD12	1.68	0.58
1:FB:1228:C:OP2	47:BD:111:LYS:HD3	2.02	0.58
2:GB:1268:A:H2'	2:GB:1269:A:O4'	2.03	0.58
5:JB:66:ASP:HA	5:JB:68:LYS:NZ	2.18	0.58
7:LB:9:ILE:HD12	7:LB:125:LEU:HD13	1.84	0.58
10:OB:79:ILE:O	10:OB:144:VAL:HA	2.03	0.58
11:PB:20:GLY:HA2	11:PB:61:ARG:HG3	1.85	0.58
19:XB:69:LYS:H	19:XB:88:ARG:HH11	1.50	0.58
35:OC:184:VAL:HG23	35:PC:310:TYR:HB2	1.85	0.58
1:A:254:G:O3'	51:AB:69:LYS:NZ	2.35	0.58
1:A:932:C:H2'	1:A:933:G:C8	2.38	0.58
2:B:735:A:H5''	2:B:736:C:OP2	2.04	0.58
2:B:2115:G:C5	2:B:2117:A:H2'	2.38	0.58
10:J:104:GLN:C	10:J:105:HIS:ND1	2.50	0.58
38:NA:31:CYS:O	38:NA:33:MET:N	2.35	0.58
1:FB:1394:A:H8	1:FB:1394:A:OP1	1.86	0.58
2:GB:1007:C:H5''	11:PB:35:ARG:NH1	2.18	0.58
2:GB:1074:G:H1	2:GB:1095:A:H4'	1.69	0.58
2:GB:2262:U:C5	24:CC:16:SER:HB3	2.39	0.58
2:GB:2864:G:H2'	2:GB:2865:U:O4'	2.03	0.58
3:HB:18:G:H1	3:HB:65:C:H42	1.51	0.58
27:FC:7:LYS:HB2	27:FC:34:GLU:HG2	1.84	0.58
35:OC:112:PHE:HB2	35:OC:206:MET:HB2	1.85	0.58

Continued on next page...

Continued from previous page...

Atom-1	Atom-2	Interatomic distance (Å)	Clash overlap (Å)
37:RC:47:LEU:HD22	37:RC:68:VAL:HG11	1.84	0.58
39:TC:48:ALA:HB3	39:TC:54:ALA:HB2	1.85	0.58
49:DD:69:TYR:HA	49:DD:72:ARG:HB3	1.84	0.58
1:A:584:G:H5'	51:AB:91:ARG:HH21	1.67	0.58
1:A:1013:G:N2	1:A:1016:A:OP2	2.36	0.58
2:B:581:C:H2'	2:B:582:G:H8	1.67	0.58
2:B:582:G:H2'	2:B:583:G:C8	2.38	0.58
8:H:25:TYR:OH	8:H:168:GLU:OE1	2.09	0.58
10:J:77:LEU:HB3	10:J:142:VAL:HG12	1.86	0.58
20:T:6:ILE:HG12	20:T:104:THR:HG23	1.86	0.58
1:FB:1239:A:O2'	41:VC:114:ARG:O	2.21	0.58
1:FB:1347:G:N7	43:XC:10:ARG:NH2	2.50	0.58
2:GB:1028:A:N3	2:GB:2486:G:O2'	2.29	0.58
2:GB:1478:G:O2'	2:GB:1558:A:N1	2.37	0.58
2:GB:2135:A:H2'	2:GB:2136:C:H2'	1.84	0.58
2:GB:2809:A:OP2	2:GB:2891:G:N2	2.35	0.58
3:HB:14:U:O3'	3:HB:107:U:O2'	2.20	0.58
3:HB:91:C:H2'	3:HB:92:G:C8	2.38	0.58
5:JB:61:LEU:O	5:JB:63:ARG:NH1	2.36	0.58
5:JB:85:ASP:OD1	5:JB:87:ASN:ND2	2.36	0.58
12:QB:102:VAL:HG22	12:QB:121:VAL:HG22	1.86	0.58
16:UB:30:ARG:NH1	16:UB:97:ARG:NH1	2.51	0.58
22:AC:86:ARG:HH12	22:AC:100:ALA:C	2.06	0.58
1:A:20:U:H2'	1:A:21:G:O4'	2.03	0.58
1:A:216:G:H2'	1:A:217:C:C6	2.39	0.58
2:B:2695:C:H2'	2:B:2696:U:C6	2.39	0.58
57:B:9001:BLS:H101	57:B:9001:BLS:H151	1.69	0.58
22:V:35:TYR:CD2	22:V:69:ALA:HB3	2.38	0.58
27:AA:5:LYS:HD2	27:AA:34:GLU:OE2	2.03	0.58
45:UA:108:ILE:HD12	52:BB:87:ARG:NH1	2.17	0.58
51:AB:90:ILE:HA	51:AB:93:GLN:HG2	1.84	0.58
1:FB:447:G:H2'	1:FB:485:G:N2	2.18	0.58
2:GB:154:G:H1	2:GB:172:C:H42	1.52	0.58
2:GB:628:G:H5''	32:KC:18:ALA:HB2	1.84	0.58
2:GB:1266:G:O5'	20:YB:15:ARG:NH2	2.36	0.58
2:GB:1686:C:H2'	2:GB:1687:G:O4'	2.03	0.58
2:GB:2122:U:H2'	2:GB:2123:G:H8	1.68	0.58
2:GB:2695:C:H2'	2:GB:2696:U:C6	2.39	0.58
2:GB:2784:C:O2	6:KB:37:ARG:NH2	2.37	0.58
8:MB:44:GLY:O	8:MB:47:LYS:HG3	2.03	0.58
42:WC:84:ARG:HD3	42:WC:136:GLU:OE2	2.03	0.58

Continued on next page...

Continued from previous page...

Atom-1	Atom-2	Interatomic distance (Å)	Clash overlap (Å)
1:A:384:G:H2'	1:A:385:C:C6	2.38	0.58
2:B:140:A:H8	2:B:1408:C:HO2'	1.49	0.58
2:B:1246:A:OP1	7:G:38:ARG:NH2	2.37	0.58
2:B:1973:G:H2'	2:B:1974:C:C6	2.39	0.58
2:B:2096:U:H2'	2:B:2097:C:C6	2.38	0.58
2:B:2680:C:H1'	6:F:187:ALA:HB1	1.84	0.58
2:B:2833:G:H4'	2:B:2834:G:OP2	2.04	0.58
17:Q:35:LYS:NZ	17:Q:37:GLY:O	2.24	0.58
21:U:53:LYS:H	21:U:82:GLN:HB3	1.69	0.58
54:DB:30:LYS:HB2	54:DB:30:LYS:NZ	2.19	0.58
1:FB:20:U:H2'	1:FB:21:G:O4'	2.03	0.58
1:FB:54:C:N4	1:FB:357:G:H1	2.00	0.58
1:FB:555:C:H2'	1:FB:556:C:C6	2.39	0.58
1:FB:1150:U:O2'	44:YC:39:PRO:O	2.20	0.58
1:FB:1201:A:H1'	1:FB:1202:G:OP2	2.03	0.58
2:GB:451:C:H4'	7:LB:52:LYS:NZ	2.19	0.58
18:WB:112:ARG:NH1	19:XB:47:VAL:HB	2.19	0.58
20:YB:8:ARG:HB3	20:YB:9:TYR:HD2	1.68	0.58
21:ZB:27:THR:HG23	21:ZB:80:ILE:HG12	1.85	0.58
27:FC:41:PRO:HA	27:FC:44:ARG:HH12	1.69	0.58
41:VC:85:TYR:HD2	41:VC:154:TYR:HE2	1.51	0.58
50:ED:22:THR:HA	50:ED:33:ILE:HG12	1.85	0.58
51:FD:90:ILE:HA	51:FD:93:GLN:HG2	1.85	0.58
1:A:287:U:H2'	1:A:288:A:H8	1.69	0.58
1:A:1305:G:H8	55:EB:5:ASP:HA	1.69	0.58
2:B:1290:C:H2'	2:B:1291:C:C6	2.38	0.58
2:B:2188:C:H2'	2:B:2189:U:H4'	1.86	0.58
3:C:18:G:H1	3:C:65:C:H42	1.52	0.58
18:R:112:ARG:HH12	19:S:47:VAL:HB	1.69	0.58
32:FA:50:LEU:HB3	32:FA:55:ALA:HB2	1.85	0.58
36:LA:163:PHE:HA	36:LA:185:ILE:O	2.04	0.58
50:ZA:42:ARG:NH1	50:ZA:42:ARG:HB2	2.19	0.58
54:DB:66:ALA:HB1	54:DB:71:THR:HB	1.84	0.58
2:GB:994:C:H3'	18:WB:54:LYS:HE3	1.85	0.58
6:KB:93:VAL:HG21	6:KB:180:ASN:HA	1.86	0.58
7:LB:127:GLU:HB3	7:LB:196:LEU:HD12	1.85	0.58
23:BC:80:ARG:HB3	23:BC:82:ARG:NH1	2.19	0.58
25:DC:4:VAL:HG12	25:DC:11:ARG:HB3	1.86	0.58
37:RC:40:ARG:HA	37:RC:43:LEU:HB2	1.86	0.58
49:DD:41:GLU:OE2	49:DD:44:LYS:HD2	2.04	0.58
54:ID:50:GLU:HA	54:ID:53:LEU:HD12	1.84	0.58

Continued on next page...

Continued from previous page...

Atom-1	Atom-2	Interatomic distance (Å)	Clash overlap (Å)
1:A:975:A:O2'	48:XA:32:SER:HA	2.04	0.58
2:B:279:C:H6	2:B:279:C:OP2	1.86	0.58
2:B:2287:A:H62	2:B:2344:U:H3	1.51	0.58
2:B:2315:G:H2'	2:B:2316:C:C6	2.38	0.58
3:C:22:U:H3	3:C:61:G:H1	1.50	0.58
5:E:69:ARG:NH2	5:E:128:GLY:O	2.36	0.58
10:J:9:LEU:HD13	10:J:10:GLU:O	2.04	0.58
23:W:72:ARG:HA	23:W:72:ARG:NH1	2.18	0.58
38:NA:31:CYS:O	38:NA:34:GLU:N	2.30	0.58
49:YA:78:TYR:O	49:YA:80:ALA:N	2.36	0.58
50:ZA:22:THR:HA	50:ZA:33:ILE:HG12	1.85	0.58
1:FB:9:G:H5'	39:TC:122:GLU:OE2	2.04	0.58
1:FB:370:C:N3	1:FB:392:G:C2	2.71	0.58
1:FB:1046:A:H5'	1:FB:1047:G:OP2	2.03	0.58
2:GB:1820:U:H4'	2:GB:1821:A:OP2	2.04	0.58
5:JB:127:VAL:HA	5:JB:193:VAL:HG13	1.85	0.58
8:MB:25:TYR:OH	8:MB:168:GLU:OE1	2.12	0.58
17:VB:93:ARG:NH1	17:VB:93:ARG:HB3	2.18	0.58
19:XB:69:LYS:H	19:XB:88:ARG:NH1	2.02	0.58
1:A:1512:U:H3	1:A:1523:G:H1	1.49	0.57
2:B:639:U:H2'	2:B:640:C:C6	2.39	0.57
43:SA:28:VAL:HA	43:SA:63:ILE:HB	1.86	0.57
2:GB:372:G:H22	2:GB:400:G:H2'	1.68	0.57
2:GB:974(B):C:OP2	2:GB:974(B):C:H4'	2.04	0.57
2:GB:1472:A:N6	2:GB:1521:G:H1'	2.19	0.57
2:GB:2096:U:H2'	2:GB:2097:C:C6	2.39	0.57
2:GB:2303:G:H22	2:GB:2313:C:N4	2.02	0.57
2:GB:2815:C:H5'	29:HC:29:ILE:HG13	1.84	0.57
8:MB:121:ASN:O	8:MB:124:SER:OG	2.21	0.57
8:MB:135:LEU:HD23	8:MB:155:MET:HG3	1.86	0.57
37:RC:27:LYS:O	37:RC:31:HIS:NE2	2.37	0.57
38:SC:26:CYS:SG	38:SC:31:CYS:SG	3.02	0.57
51:FD:99:SER:OG	51:FD:100:LYS:N	2.37	0.57
1:A:555:C:H2'	1:A:556:C:C6	2.39	0.57
2:B:1922:G:H2'	2:B:1923:U:O4'	2.05	0.57
11:K:26:LEU:O	11:K:30:ILE:HG13	2.03	0.57
19:S:8:GLY:HA3	19:S:23:GLU:HB2	1.85	0.57
41:QA:47:CYS:HA	41:QA:50:ILE:HB	1.86	0.57
54:DB:93:GLU:O	54:DB:95:ALA:N	2.34	0.57
1:FB:296:U:H2'	1:FB:297:G:H8	1.69	0.57
1:FB:546:G:N1	38:SC:2:GLY:O	2.37	0.57

Continued on next page...

Continued from previous page...

Atom-1	Atom-2	Interatomic distance (Å)	Clash overlap (Å)
1:FB:1269:A:H5'	55:JD:19:GLY:HA2	1.84	0.57
2:GB:723:G:H2'	2:GB:724:U:O4'	2.04	0.57
2:GB:1043:C:H41	2:GB:1112:G:H1	1.52	0.57
2:GB:1364:G:OP1	25:DC:2:SER:HA	2.04	0.57
5:JB:108:PRO:HD2	5:JB:111:LEU:HD22	1.85	0.57
20:YB:11:ARG:NH1	20:YB:98:LYS:HB3	2.19	0.57
52:GD:35:ARG:O	52:GD:37:VAL:N	2.37	0.57
1:A:735:C:H2'	1:A:736:C:C6	2.39	0.57
1:A:1252:A:H61	1:A:1285:A:H61	1.51	0.57
2:B:853:G:H1	2:B:924:C:H42	1.53	0.57
2:B:1434:A:H61	2:B:1558:A:N6	2.00	0.57
13:M:49:ARG:HB2	32:FA:61:LEU:HD21	1.87	0.57
17:Q:122:ASP:O	17:Q:126:ALA:N	2.37	0.57
19:S:69:LYS:H	19:S:88:ARG:HH11	1.49	0.57
21:U:35:THR:OG1	21:U:36:LYS:N	2.36	0.57
27:AA:9:VAL:HG11	27:AA:55:ARG:NH2	2.19	0.57
31:EA:10:ARG:HH11	31:EA:14:LYS:HE3	1.69	0.57
36:LA:36:ARG:HB3	36:LA:41:ILE:HD11	1.87	0.57
36:LA:153:ARG:HG3	36:LA:154:LEU:HD12	1.86	0.57
37:MA:7:PRO:HG2	37:MA:184:TYR:HB2	1.85	0.57
1:FB:410:G:C6	1:FB:429:U:H1'	2.38	0.57
1:FB:411:A:OP1	38:SC:30:LYS:NZ	2.35	0.57
2:GB:548:A:H2'	2:GB:549:G:O4'	2.04	0.57
2:GB:911:A:H2'	14:SB:9:TYR:OH	2.05	0.57
4:IB:15:G:H5'	4:IB:16:C:H5''	1.86	0.57
7:LB:78:ILE:HA	7:LB:83:PHE:CE2	2.39	0.57
8:MB:114:ILE:HG12	8:MB:117:PHE:HD1	1.69	0.57
11:PB:70:LYS:NZ	11:PB:72:TYR:CE1	2.66	0.57
31:JC:2:LYS:HG3	31:JC:6:GLN:HE21	1.69	0.57
37:RC:131:ARG:NH1	37:RC:135:LYS:HD2	2.18	0.57
38:SC:33:MET:SD	38:SC:37:PRO:HA	2.44	0.57
46:AD:40:VAL:HG11	46:AD:77:LEU:O	2.05	0.57
54:ID:82:SER:O	54:ID:86:ARG:HG3	2.04	0.57
1:A:296:U:H2'	1:A:297:G:C8	2.38	0.57
1:A:371:G:O2'	1:A:373:A:N7	2.35	0.57
12:L:102:VAL:HG22	12:L:121:VAL:HG22	1.85	0.57
23:W:26:GLY:HA2	23:W:85:HIS:CD2	2.38	0.57
35:JA:107:ASP:N	35:JA:107:ASP:OD2	2.37	0.57
36:LA:53:ARG:HH12	36:LA:199:TYR:HA	1.70	0.57
1:FB:1338:G:H3'	1:FB:1339:A:C8	2.39	0.57
2:GB:205:G:H1	25:DC:39:LYS:NZ	2.02	0.57

Continued on next page...

Continued from previous page...

Atom-1	Atom-2	Interatomic distance (Å)	Clash overlap (Å)
2:GB:662:G:H2'	2:GB:663:G:H8	1.70	0.57
2:GB:2712:U:O2'	2:GB:2712(A):A:H5''	2.04	0.57
13:RB:49:ARG:HH12	32:KC:4:MET:HE3	1.68	0.57
24:CC:63:VAL:HG21	24:CC:83:PRO:HG3	1.85	0.57
43:XC:29:ASN:N	43:XC:63:ILE:O	2.32	0.57
47:BD:91:ARG:HB3	47:BD:91:ARG:NH1	2.20	0.57
1:A:737:A:H2'	1:A:738:C:H6	1.69	0.57
1:A:1347:G:N2	1:A:1374:A:O5'	2.37	0.57
2:B:372:G:H22	2:B:400:G:H2'	1.68	0.57
2:B:1869:G:N2	2:B:1871:A:H3'	2.19	0.57
2:B:1914:C:H3'	2:B:1915:5MU:H71	1.86	0.57
3:C:53:A:H2'	3:C:54:G:H8	1.69	0.57
6:F:54:GLN:OE1	6:F:55:ASN:N	2.36	0.57
9:I:88:LEU:HD12	9:I:165:ALA:HA	1.85	0.57
12:L:68:GLU:HB3	12:L:78:ARG:HB3	1.85	0.57
14:N:55:VAL:HG23	14:N:64:ILE:HD12	1.86	0.57
23:W:125:LEU:HB3	23:W:165:VAL:HG22	1.86	0.57
27:AA:41:PRO:HA	27:AA:44:ARG:HH12	1.69	0.57
36:LA:61:LEU:HD21	36:LA:160:ASP:HB2	1.85	0.57
1:FB:371:G:O2'	1:FB:373:A:N7	2.36	0.57
1:FB:1245:A:H61	1:FB:1292:U:H3	1.50	0.57
2:GB:1290:C:H2'	2:GB:1291:C:C6	2.39	0.57
3:HB:88:C:H2'	3:HB:89(A):G:O4'	2.04	0.57
25:DC:83:GLU:OE1	25:DC:83:GLU:N	2.37	0.57
37:RC:7:PRO:HG2	37:RC:184:TYR:HB2	1.86	0.57
39:TC:148:VAL:HG21	42:WC:107:LEU:HD22	1.85	0.57
1:A:222:U:H2'	1:A:223:U:C6	2.40	0.57
1:A:708:C:H2'	1:A:709:G:H8	1.69	0.57
1:A:811:C:H4'	1:A:900:A:H62	1.70	0.57
1:A:1391:U:H2'	1:A:1392:G:C8	2.39	0.57
2:B:635:C:O2'	2:B:639:U:OP1	2.21	0.57
2:B:858:U:O2	2:B:2268:A:H2'	2.04	0.57
2:B:1093:G:H22	2:B:1096:A:H5''	1.69	0.57
2:B:2864:G:H2'	2:B:2865:U:O4'	2.05	0.57
9:I:126:PRO:CG	9:I:130:ARG:HH12	2.16	0.57
14:N:38:GLU:HG3	14:N:127:ILE:HB	1.85	0.57
25:Y:47:GLN:HE21	25:Y:47:GLN:CA	2.02	0.57
37:MA:95:THR:HG22	37:MA:97:LYS:H	1.70	0.57
40:PA:76:ALA:HB1	40:PA:80:ARG:NH1	2.20	0.57
42:RA:25:ASP:N	42:RA:25:ASP:OD1	2.38	0.57
1:FB:384:G:H2'	1:FB:385:C:C6	2.39	0.57

Continued on next page...

Continued from previous page...

Atom-1	Atom-2	Interatomic distance (Å)	Clash overlap (Å)
2:GB:556:G:H2'	2:GB:557:U:C6	2.40	0.57
2:GB:1323:U:OP1	20:YB:84:ARG:HD2	2.04	0.57
2:GB:2315:G:H2'	2:GB:2316:C:C6	2.39	0.57
2:GB:2336:A:H3'	2:GB:2337:G:H8	1.69	0.57
7:LB:183:VAL:O	7:LB:187:VAL:HG23	2.04	0.57
9:NB:16:SER:HB3	9:NB:27:LYS:H	1.70	0.57
16:UB:26:LEU:HG	16:UB:39:ILE:HG12	1.87	0.57
4:NC:18:G:O2'	4:NC:19:G:O5'	2.20	0.57
41:VC:15:ASP:OD2	41:VC:17:VAL:HG23	2.03	0.57
1:A:948:C:OP2	47:WA:106:ASN:HB3	2.04	0.57
7:G:183:VAL:O	7:G:187:VAL:HG23	2.05	0.57
7:G:185:ASP:OD1	7:G:188:ARG:NH2	2.37	0.57
9:I:16:SER:OG	9:I:17:VAL:N	2.38	0.57
17:Q:93:ARG:NH1	17:Q:93:ARG:HB3	2.20	0.57
28:BA:59:PHE:HA	28:BA:61:ARG:NH1	2.20	0.57
36:LA:47:THR:HG23	36:LA:202:PRO:HD2	1.87	0.57
36:LA:56:ARG:HB3	36:LA:56:ARG:NH1	2.20	0.57
37:MA:40:ARG:HA	37:MA:43:LEU:HB2	1.86	0.57
40:PA:15:ASP:OD2	40:PA:18:GLN:HB2	2.04	0.57
47:WA:31:LYS:NZ	47:WA:35:GLU:OE1	2.34	0.57
52:BB:66:LEU:HG	52:BB:70:ILE:HD11	1.85	0.57
2:GB:321:G:P	7:LB:135:LYS:NZ	2.76	0.57
7:LB:144:LYS:HB2	7:LB:144:LYS:NZ	2.18	0.57
8:MB:126:ASP:OD2	8:MB:127:GLY:N	2.35	0.57
11:PB:35:ARG:HG2	11:PB:35:ARG:HH11	1.68	0.57
11:PB:58:ASP:N	11:PB:58:ASP:OD1	2.37	0.57
14:SB:16:ARG:HH11	14:SB:16:ARG:HB2	1.68	0.57
14:SB:38:GLU:HG3	14:SB:127:ILE:HB	1.87	0.57
29:HC:40:LYS:NZ	29:HC:44:THR:O	2.23	0.57
33:LC:9:ARG:HE	33:LC:16:VAL:HG13	1.69	0.57
37:RC:101:LEU:HD21	37:RC:103:VAL:HG13	1.86	0.57
1:A:587:G:N2	1:A:754:C:OP2	2.35	0.57
1:A:881:G:P	46:VA:12:ARG:HH22	2.27	0.57
3:C:41:U:N3	8:H:70:VAL:O	2.38	0.57
13:M:100:LEU:HD22	13:M:105:LEU:HD13	1.85	0.57
23:W:6:LYS:H	23:W:6:LYS:HD2	1.70	0.57
26:Z:48:HIS:O	26:Z:52:ASP:HB2	2.04	0.57
50:ZA:42:ARG:HB2	50:ZA:42:ARG:HH11	1.70	0.57
52:BB:35:ARG:O	52:BB:37:VAL:N	2.38	0.57
1:FB:708:C:H2'	1:FB:709:G:H8	1.70	0.57
2:GB:1500:G:O3'	5:JB:102:LYS:NZ	2.38	0.57

Continued on next page...

Continued from previous page...

Atom-1	Atom-2	Interatomic distance (Å)	Clash overlap (Å)
2:GB:1511:A:C8	2:GB:1512:G:C8	2.93	0.57
14:SB:116:GLU:OE2	14:SB:119:ARG:NE	2.35	0.57
18:WB:10:ARG:HG2	18:WB:14:HIS:CD2	2.40	0.57
21:ZB:44:GLU:HG3	21:ZB:51:VAL:HG22	1.87	0.57
36:QC:193:ASP:OD2	36:QC:196:LEU:HB2	2.04	0.57
1:A:146:G:H2'	1:A:147:G:H8	1.69	0.57
1:A:251:G:N1	1:A:266:G:O6	2.38	0.57
2:B:26:G:O2'	2:B:514:A:N6	2.36	0.57
2:B:556:G:H2'	2:B:557:U:C6	2.40	0.57
2:B:1074:G:H1	2:B:1095:A:H4'	1.70	0.57
2:B:2210:G:H8	2:B:2211:G:N7	2.03	0.57
8:H:121:ASN:O	8:H:124:SER:OG	2.23	0.57
11:K:94:HIS:HB3	11:K:97:ARG:HG3	1.87	0.57
14:N:16:ARG:HH11	14:N:16:ARG:HB2	1.69	0.57
1:FB:811:C:H4'	1:FB:900:A:H62	1.69	0.57
5:JB:228:PRO:HD3	5:JB:235:GLY:N	2.20	0.57
9:NB:7:LEU:HD12	9:NB:8:PRO:HD2	1.86	0.57
14:SB:82:ARG:NE	24:CC:4:LYS:HG3	2.18	0.57
15:TB:12:ARG:O	15:TB:17:ARG:NH1	2.38	0.57
38:SC:201:GLN:NE2	38:SC:205:GLU:OE2	2.38	0.57
42:WC:96:GLY:H	42:WC:99:GLU:HB2	1.69	0.57
54:ID:66:ALA:HB1	54:ID:71:THR:HB	1.87	0.57
1:A:512:U:O4'	38:NA:43:HIS:HE1	1.88	0.57
1:A:995:C:H4'	48:XA:8:GLU:OE2	2.05	0.57
2:B:2685:G:H5'	12:L:68:GLU:OE2	2.05	0.57
2:B:2698:U:H2'	2:B:2699:C:C6	2.40	0.57
6:F:23:VAL:HG11	6:F:183:LEU:HB3	1.86	0.57
8:H:139:LEU:HB3	8:H:149:VAL:HG21	1.87	0.57
21:U:68:ARG:NH1	21:U:69:TYR:CZ	2.73	0.57
43:SA:26:VAL:HB	43:SA:33:PHE:HD2	1.69	0.57
45:UA:109:VAL:HG12	52:BB:86:VAL:HG22	1.87	0.57
47:WA:91:ARG:HB3	47:WA:91:ARG:NH1	2.20	0.57
2:GB:2164:C:H41	2:GB:2166:G:N2	2.02	0.57
4:IB:39:C:H4'	45:ZC:54:ARG:HE	1.69	0.57
5:JB:274:ARG:HH11	5:JB:274:ARG:HG3	1.69	0.57
13:RB:49:ARG:HB2	32:KC:61:LEU:HD21	1.87	0.57
33:LC:24:TYR:HA	33:LC:35:ARG:HA	1.86	0.57
41:VC:35:LYS:NZ	41:VC:38:LEU:HD22	2.19	0.57
2:B:783:A:H4'	2:B:2588:G:H4'	1.87	0.56
2:B:2139:C:H5	2:B:2153:G:H21	1.53	0.56
2:B:2262:U:OP2	24:X:16:SER:HB2	2.05	0.56

Continued on next page...

Continued from previous page...

Atom-1	Atom-2	Interatomic distance (Å)	Clash overlap (Å)
2:B:2697:G:H2'	2:B:2698:U:O4'	2.04	0.56
4:D:15:G:H5'	4:D:16:C:H5''	1.86	0.56
4:D:19:G:O2'	4:D:20:U:OP1	2.19	0.56
4:D:41:C:O2'	41:QA:140:ASP:OD1	2.22	0.56
5:E:66:ASP:HA	5:E:68:LYS:NZ	2.20	0.56
18:R:46:ALA:O	18:R:49:HIS:N	2.38	0.56
23:W:6:LYS:NZ	23:W:43:GLU:OE2	2.22	0.56
36:LA:118:LEU:HB3	36:LA:142:LEU:HD12	1.87	0.56
1:FB:940:C:H2'	1:FB:941:G:C8	2.40	0.56
1:FB:1252:A:H61	1:FB:1285:A:H61	1.52	0.56
1:FB:1264:C:H2'	1:FB:1265:G:C8	2.36	0.56
26:EC:16:LEU:O	26:EC:67:LYS:NZ	2.26	0.56
27:FC:3:ARG:HG2	27:FC:38:GLU:OE2	2.05	0.56
1:A:296:U:H2'	1:A:297:G:H8	1.71	0.56
1:A:598:U:H2'	1:A:599:C:C6	2.40	0.56
1:A:757:U:H2'	1:A:758:G:O4'	2.05	0.56
2:B:49:A:H4'	2:B:50:U:H5''	1.86	0.56
2:B:270(G):U:H2'	2:B:270(H):C:C6	2.40	0.56
2:B:1187:G:H8	2:B:1187:G:O5'	1.88	0.56
9:I:16:SER:HB3	9:I:27:LYS:H	1.69	0.56
2:GB:609(B):G:H2'	2:GB:610:C:C6	2.39	0.56
2:GB:919:G:N2	2:GB:2269:A:OP2	2.38	0.56
6:KB:96:PHE:HA	6:KB:100:GLU:OE2	2.05	0.56
6:KB:111:ARG:HB2	6:KB:160:TYR:HB3	1.86	0.56
7:LB:50:SER:HA	7:LB:92:PRO:O	2.05	0.56
12:QB:68:GLU:HB3	12:QB:78:ARG:HB3	1.86	0.56
12:QB:119:PRO:HB2	17:VB:68:TYR:CE2	2.40	0.56
36:QC:36:ARG:HB3	36:QC:41:ILE:HD11	1.87	0.56
36:QC:47:THR:HG23	36:QC:202:PRO:HD2	1.87	0.56
38:SC:31:CYS:O	38:SC:34:GLU:N	2.28	0.56
1:A:663:A:H5''	52:BB:61:LYS:HE3	1.87	0.56
1:A:808:C:OP2	49:YA:48:LYS:HD3	2.05	0.56
1:A:1014:A:H5'	53:CB:14:HIS:CE1	2.41	0.56
2:B:34:C:HO2'	2:B:35:G:P	2.28	0.56
2:B:828:U:H4'	2:B:831:G:N1	2.20	0.56
2:B:1511:A:C8	2:B:1512:G:C8	2.93	0.56
2:B:1709:U:H2'	2:B:1710:C:C6	2.41	0.56
2:B:2405:G:HO2'	2:B:2406:U:P	2.27	0.56
3:C:75:G:O2'	23:W:10:ARG:NH2	2.34	0.56
3:C:88:C:H2'	3:C:89(A):G:O4'	2.06	0.56
5:E:218:ARG:HB3	5:E:219:PRO:HD2	1.87	0.56

Continued on next page...

Continued from previous page...

Atom-1	Atom-2	Interatomic distance (Å)	Clash overlap (Å)
10:J:5:LEU:HA	10:J:36:ALA:HA	1.86	0.56
14:N:112:GLU:HA	14:N:115:MET:HB2	1.85	0.56
25:Y:83:GLU:OE1	25:Y:83:GLU:N	2.38	0.56
4:IA:51:C:O2'	4:IA:64:G:N2	2.37	0.56
35:JA:106:ASP:HA	35:JA:109:ARG:HH11	1.69	0.56
36:LA:77:ALA:HA	36:LA:80:ILE:HD13	1.85	0.56
36:LA:193:ASP:OD2	36:LA:196:LEU:HB2	2.05	0.56
37:MA:47:LEU:HD22	37:MA:68:VAL:HG11	1.87	0.56
37:MA:57:ILE:HD12	37:MA:66:VAL:HG12	1.87	0.56
39:OA:52:PRO:HG2	39:OA:53:LEU:HD12	1.87	0.56
45:UA:86:GLY:H	45:UA:112:THR:HG23	1.70	0.56
51:AB:29:HIS:CD2	51:AB:30:PRO:HD2	2.41	0.56
52:BB:67:ALA:HA	52:BB:70:ILE:HD12	1.87	0.56
54:DB:86:ARG:HG2	54:DB:86:ARG:HH11	1.71	0.56
1:FB:146:G:H2'	1:FB:147:G:C8	2.40	0.56
1:FB:161:A:N1	1:FB:347:G:O2'	2.34	0.56
1:FB:222:U:H2'	1:FB:223:U:C6	2.40	0.56
1:FB:888:G:H2'	1:FB:889:A:H8	1.70	0.56
1:FB:977:A:O2'	1:FB:981:U:N3	2.37	0.56
1:FB:1040:U:H5'	1:FB:1041:A:OP2	2.05	0.56
2:GB:363(G):A:H8	2:GB:363(G):A:OP2	1.89	0.56
2:GB:900:A:H2'	2:GB:901:A:C8	2.40	0.56
2:GB:1441:G:H2'	2:GB:1442:G:H8	1.69	0.56
2:GB:2565:A:H5''	2:GB:2566:A:OP2	2.05	0.56
5:JB:6:PHE:CE1	5:JB:13:ARG:NH1	2.73	0.56
6:KB:23:VAL:HG11	6:KB:183:LEU:HD23	1.88	0.56
10:OB:29:TYR:O	10:OB:33:ARG:HD2	2.06	0.56
21:ZB:65:ARG:HB2	21:ZB:70:LEU:HG	1.86	0.56
35:PC:311:ASN:ND2	35:PC:314:GLN:OE1	2.38	0.56
36:QC:163:PHE:HA	36:QC:185:ILE:O	2.05	0.56
40:UC:19:LEU:O	40:UC:23:LYS:N	2.28	0.56
41:VC:15:ASP:OD2	41:VC:18:TYR:N	2.32	0.56
50:ED:43:LYS:HG2	50:ED:48:TRP:CD2	2.41	0.56
52:GD:59:SER:N	52:GD:62:GLU:OE2	2.28	0.56
1:A:940:C:H2'	1:A:941:G:C8	2.40	0.56
1:A:1338:G:H3'	1:A:1339:A:C8	2.39	0.56
2:B:568:U:O4	2:B:973:A:OP2	2.24	0.56
2:B:2122:U:H2'	2:B:2123:G:H8	1.70	0.56
2:B:2211:G:H3'	2:B:2212:A:H5''	1.86	0.56
9:I:137:ASP:HB3	9:I:140:LYS:HB3	1.87	0.56
16:P:44:LYS:HB2	16:P:44:LYS:NZ	2.20	0.56

Continued on next page...

Continued from previous page...

Atom-1	Atom-2	Interatomic distance (Å)	Clash overlap (Å)
18:R:58:ARG:HH11	18:R:58:ARG:CG	2.19	0.56
39:OA:145:LYS:HA	39:OA:148:VAL:HB	1.87	0.56
1:FB:737:A:H2'	1:FB:738:C:C6	2.40	0.56
1:FB:811:C:H4'	1:FB:900:A:N6	2.20	0.56
2:GB:270(Q):C:H2'	2:GB:270(R):C:C6	2.40	0.56
2:GB:2021:C:H4'	2:GB:2022:U:OP2	2.04	0.56
1:A:1417:G:N2	1:A:1482:G:H2'	2.20	0.56
2:B:1104:C:H2'	2:B:1105:U:C6	2.40	0.56
3:C:5:C:OP1	3:C:61:G:O2'	2.24	0.56
8:H:106:LEU:HA	8:H:110:ALA:HB3	1.87	0.56
22:V:67:LEU:HD23	22:V:72:VAL:HG23	1.86	0.56
36:LA:20:GLU:OE1	36:LA:23:ARG:NH2	2.26	0.56
38:NA:3:ARG:HE	38:NA:4:TYR:HB3	1.71	0.56
42:RA:11:THR:OG1	42:RA:14:ARG:NH1	2.32	0.56
1:FB:1342:C:H2'	1:FB:1343:G:C8	2.40	0.56
2:GB:321:G:C2	2:GB:341:G:H4'	2.40	0.56
2:GB:1002:G:H2'	2:GB:1003:G:O4'	2.05	0.56
2:GB:2188:C:H2'	2:GB:2189:U:H4'	1.88	0.56
2:GB:2275:C:H5'	2:GB:2275:C:H6	1.71	0.56
12:QB:64:ARG:HD3	12:QB:79:PHE:CD1	2.40	0.56
22:AC:102:CYS:SG	22:AC:104:GLY:N	2.77	0.56
28:GC:54:GLY:O	28:GC:56:VAL:N	2.38	0.56
54:ID:75:ASN:OD1	54:ID:75:ASN:N	2.37	0.56
1:A:692:U:O4	45:UA:53:SER:N	2.38	0.56
1:A:1201:A:H1'	1:A:1202:G:OP2	2.06	0.56
2:B:401:A:H2'	2:B:402:A:C8	2.40	0.56
2:B:1153:C:H5'	18:R:76:TYR:HE2	1.69	0.56
2:B:1616:A:H4'	2:B:1617:C:OP2	2.05	0.56
14:N:82:ARG:NE	24:X:4:LYS:HG3	2.20	0.56
1:FB:981:U:H5'	48:CD:21:TYR:CZ	2.41	0.56
2:GB:1329:U:H5''	2:GB:1330:C:H5	1.71	0.56
2:GB:1558:A:H1'	2:GB:1559:G:H5''	1.87	0.56
2:GB:2115:G:C5	2:GB:2117:A:H2'	2.40	0.56
8:MB:46:ALA:HA	8:MB:50:ALA:HB3	1.88	0.56
8:MB:139:LEU:HB3	8:MB:149:VAL:HG21	1.88	0.56
9:NB:65:HIS:O	9:NB:68:THR:OG1	2.23	0.56
19:XB:55:ALA:HA	19:XB:100:ARG:O	2.06	0.56
40:UC:75:LEU:O	40:UC:79:LEU:HG	2.06	0.56
49:DD:78:TYR:O	49:DD:80:ALA:N	2.38	0.56
1:A:721:G:OP2	52:BB:53:ARG:HB2	2.06	0.56
1:A:1207:2MG:HM23	1:A:1208:C:H1'	1.87	0.56

Continued on next page...

Continued from previous page...

Atom-1	Atom-2	Interatomic distance (Å)	Clash overlap (Å)
2:B:2115:G:H4'	2:B:2167:U:N3	2.21	0.56
21:U:27:THR:HG23	21:U:80:ILE:HG12	1.86	0.56
23:W:80:ARG:HG2	23:W:82:ARG:HH22	1.71	0.56
2:GB:528:A:O2'	2:GB:529:A:H5'	2.05	0.56
2:GB:716:A:C2	2:GB:717:G:H1'	2.40	0.56
17:VB:30:VAL:HG22	17:VB:86:ILE:HD12	1.87	0.56
30:IC:6:ARG:NH1	30:IC:26:ASN:HB2	2.20	0.56
1:A:1228:C:OP1	47:WA:115:LYS:N	2.38	0.56
2:B:264:C:O2'	2:B:428:A:N1	2.38	0.56
2:B:589:C:H2'	2:B:590:A:C8	2.40	0.56
2:B:668:G:N7	2:B:670:A:C8	2.74	0.56
16:P:11:LYS:HD3	16:P:15:ARG:NH1	2.20	0.56
29:CA:55:ARG:HH21	29:CA:57:VAL:HG22	1.70	0.56
36:LA:56:ARG:HB3	36:LA:56:ARG:HH11	1.70	0.56
40:PA:12:PRO:HD2	40:PA:86:ARG:NH1	2.20	0.56
41:QA:120:ILE:HG22	41:QA:124:LEU:HD12	1.87	0.56
1:FB:721:G:OP2	52:GD:53:ARG:HB2	2.06	0.56
5:JB:72:LYS:HG2	5:JB:103:ARG:NH1	2.20	0.56
5:JB:183:ARG:CG	5:JB:183:ARG:HH11	2.19	0.56
17:VB:105:LEU:HB3	17:VB:110:ILE:HG12	1.88	0.56
23:BC:108:PRO:HA	23:BC:142:SER:HA	1.87	0.56
26:EC:59:ARG:HB2	26:EC:59:ARG:HH11	1.71	0.56
36:QC:61:LEU:HD21	36:QC:160:ASP:HB2	1.86	0.56
44:YC:22:LYS:NZ	44:YC:85:LEU:HD23	2.21	0.56
49:DD:26:GLU:HG3	49:DD:77:ARG:HH21	1.71	0.56
1:A:410:G:C6	1:A:429:U:H1'	2.40	0.56
1:A:501:C:H2'	1:A:502:G:H8	1.70	0.56
1:A:1121:U:H3	1:A:1152:A:H61	1.54	0.56
2:B:392:C:H5''	2:B:409:C:H5''	1.86	0.56
2:B:1591:G:H2'	2:B:1592:C:C6	2.41	0.56
2:B:2262:U:C5	24:X:16:SER:HB3	2.40	0.56
2:B:2791:C:OP1	2:B:2892:A:N6	2.39	0.56
7:G:125:LEU:HD21	7:G:199:TRP:CG	2.41	0.56
7:G:127:GLU:HB3	7:G:196:LEU:HD12	1.88	0.56
16:P:28:VAL:HG21	16:P:98:VAL:HG12	1.88	0.56
19:S:55:ALA:HA	19:S:100:ARG:O	2.05	0.56
25:Y:64:ALA:HA	25:Y:67:ILE:HG13	1.87	0.56
41:QA:35:LYS:NZ	41:QA:38:LEU:HD22	2.21	0.56
1:FB:587:G:N2	1:FB:754:C:OP2	2.37	0.56
1:FB:803:G:H2'	1:FB:804:U:O4'	2.04	0.56
1:FB:1207:2MG:HM23	1:FB:1208:C:H1'	1.87	0.56

Continued on next page...

Continued from previous page...

Atom-1	Atom-2	Interatomic distance (Å)	Clash overlap (Å)
2:GB:589:C:H2'	2:GB:590:A:C8	2.40	0.56
2:GB:2712:U:H1'	2:GB:2712(A):A:C8	2.41	0.56
4:IB:71:C:H2'	4:IB:72:A:H8	1.71	0.56
6:KB:14:ILE:HG13	6:KB:21:VAL:HG13	1.88	0.56
12:QB:71:ARG:HH12	12:QB:104:ARG:CB	2.14	0.56
23:BC:144:LEU:HD21	23:BC:149:SER:HA	1.88	0.56
28:GC:59:PHE:HA	28:GC:61:ARG:NH1	2.19	0.56
47:BD:54:VAL:HA	47:BD:57:ARG:HG3	1.88	0.56
1:A:773:G:H1	1:A:806:C:H42	1.54	0.56
1:A:841:U:H3'	1:A:842:C:H5''	1.86	0.56
2:B:2543:G:H2'	2:B:2544:G:C8	2.41	0.56
14:N:21:THR:OG1	14:N:22:LYS:N	2.40	0.56
28:BA:15:ILE:HG12	28:BA:21:VAL:HG13	1.88	0.56
28:BA:40:HIS:HB3	28:BA:43:TYR:HB2	1.87	0.56
46:VA:6:THR:OG1	46:VA:8:ASN:N	2.38	0.56
1:FB:269:C:H2'	1:FB:270:A:C8	2.40	0.56
1:FB:948:C:OP2	47:BD:106:ASN:HB3	2.05	0.56
2:GB:1248:G:C5	18:WB:3:ARG:HB2	2.41	0.56
2:GB:1922:G:H2'	2:GB:1923:U:O4'	2.05	0.56
2:GB:2197:U:O2'	2:GB:2198:A:OP2	2.19	0.56
6:KB:54:GLN:OE1	6:KB:55:ASN:N	2.39	0.56
36:QC:80:ILE:HG22	36:QC:215:LEU:HD12	1.88	0.56
38:SC:3:ARG:HE	38:SC:4:TYR:HB3	1.71	0.56
1:A:452:A:O2'	1:A:453:A:H8	1.89	0.55
1:A:539:A:H2'	1:A:540:G:H8	1.70	0.55
1:A:1243:C:OP1	55:EB:10:ARG:HG3	2.06	0.55
2:B:528:A:O2'	2:B:529:A:H5'	2.05	0.55
2:B:868:U:N3	2:B:869:G:N7	2.54	0.55
2:B:2607:G:H2'	2:B:2608:G:O4'	2.06	0.55
2:B:2855:C:H2'	2:B:2856:C:H6	1.71	0.55
5:E:52:ARG:HB2	5:E:53:PHE:CD2	2.41	0.55
7:G:9:ILE:HD12	7:G:125:LEU:HD13	1.87	0.55
36:LA:187:LEU:HD12	36:LA:203:GLY:HA3	1.88	0.55
37:MA:27:LYS:O	37:MA:31:HIS:NE2	2.39	0.55
43:SA:29:ASN:N	43:SA:63:ILE:O	2.30	0.55
52:BB:55:ARG:HB3	52:BB:55:ARG:HH11	1.71	0.55
1:FB:102:G:OP1	54:ID:17:ARG:NH2	2.39	0.55
2:GB:1340:U:H3'	21:ZB:57:LEU:HD22	1.88	0.55
2:GB:1973:G:H2'	2:GB:1974:C:C6	2.41	0.55
3:HB:103:U:O3'	23:BC:72:ARG:HD2	2.06	0.55
7:LB:155:LEU:HA	7:LB:174:VAL:HG23	1.87	0.55

Continued on next page...

Continued from previous page...

Atom-1	Atom-2	Interatomic distance (Å)	Clash overlap (Å)
12:QB:87:ILE:HG22	12:QB:93:PRO:HA	1.88	0.55
39:TC:51:VAL:O	39:TC:55:VAL:N	2.31	0.55
40:UC:11:ASN:HB3	40:UC:14:LEU:HD11	1.88	0.55
41:VC:120:ILE:HG22	41:VC:124:LEU:HD12	1.87	0.55
1:A:1394:A:H4'	1:A:1395:C:OP2	2.05	0.55
2:B:2689:U:OP2	2:B:2719:G:N2	2.34	0.55
7:G:152:GLU:OE2	7:G:191:ARG:NH1	2.38	0.55
37:MA:113:ALA:HB2	37:MA:202:ILE:HG13	1.89	0.55
49:YA:8:LYS:NZ	49:YA:31:LEU:HD21	2.21	0.55
1:FB:841:U:H3'	1:FB:842:C:H5''	1.88	0.55
1:FB:932:C:H2'	1:FB:933:G:C8	2.40	0.55
1:FB:1022:G:C6	1:FB:1023:G:H1'	2.41	0.55
2:GB:715:G:C2	49:DD:56:LEU:HD21	2.41	0.55
2:GB:2298:A:H62	2:GB:2318:G:H8	1.51	0.55
8:MB:106:LEU:HA	8:MB:110:ALA:HB3	1.86	0.55
21:ZB:35:THR:O	21:ZB:39:ILE:HG13	2.07	0.55
31:JC:41:ARG:HD3	31:JC:45:ALA:HB2	1.88	0.55
38:SC:188:LEU:H	38:SC:188:LEU:HD13	1.71	0.55
40:UC:21:LEU:O	40:UC:24:GLU:HB3	2.05	0.55
50:ED:21:VAL:O	50:ED:33:ILE:N	2.38	0.55
1:A:407:G:H4'	38:NA:116:GLN:HA	1.89	0.55
1:A:1304:G:OP2	55:EB:5:ASP:OD2	2.23	0.55
2:B:1558:A:H1'	2:B:1559:G:H5''	1.88	0.55
2:B:2577:A:H5'	29:CA:3:LYS:HE3	1.89	0.55
5:E:274:ARG:HH11	5:E:274:ARG:HG3	1.70	0.55
8:H:115:ARG:HH12	47:WA:2:ALA:HA	1.71	0.55
31:EA:41:ARG:HB2	31:EA:41:ARG:HH11	1.69	0.55
39:OA:41:VAL:HG22	39:OA:113:ALA:HA	1.89	0.55
40:PA:29:ALA:HA	40:PA:32:ASN:ND2	2.22	0.55
44:TA:50:ILE:HG13	48:XA:41:ARG:NH1	2.20	0.55
2:GB:34:C:HO2'	2:GB:35:G:P	2.30	0.55
2:GB:223:A:O2'	2:GB:420:C:O2'	2.23	0.55
2:GB:1048:A:N1	2:GB:1112:G:O2'	2.27	0.55
2:GB:1401:G:HO2'	2:GB:1524:G:HO2'	1.54	0.55
8:MB:123:ASN:OD1	8:MB:123:ASN:N	2.37	0.55
14:SB:76:LYS:HB3	14:SB:91:GLU:HG3	1.86	0.55
16:UB:49:VAL:HG21	16:UB:76:LYS:HG2	1.88	0.55
19:XB:75:PHE:HE1	19:XB:82:ARG:NH1	2.03	0.55
32:KC:17:THR:OG1	32:KC:21:LYS:HB2	2.05	0.55
1:A:562:C:H1'	46:VA:15:ARG:HB3	1.88	0.55
1:A:731:G:OP1	1:A:766:A:H1'	2.06	0.55

Continued on next page...

Continued from previous page...

Atom-1	Atom-2	Interatomic distance (Å)	Clash overlap (Å)
2:B:1083:U:H2'	2:B:1085:A:H5''	1.87	0.55
2:B:1418:G:H8	2:B:1418:G:O5'	1.90	0.55
2:B:1983:C:H4'	2:B:2606:C:H4'	1.88	0.55
5:E:17:THR:O	5:E:211:ARG:NH2	2.40	0.55
11:K:58:ASP:OD1	11:K:58:ASP:N	2.38	0.55
12:L:71:ARG:NH1	12:L:104:ARG:HB3	2.18	0.55
17:Q:117:ASP:O	17:Q:121:ILE:HG12	2.07	0.55
36:LA:187:LEU:HG	36:LA:205:ASP:HB3	1.89	0.55
51:AB:99:SER:OG	51:AB:100:LYS:N	2.39	0.55
54:DB:37:SER:HB3	54:DB:84:LEU:HD11	1.89	0.55
2:GB:1709:U:H2'	2:GB:1710:C:C6	2.41	0.55
2:GB:2232:U:OP2	25:DC:40:ARG:NH2	2.32	0.55
2:GB:2593:U:H2'	2:GB:2594:C:C6	2.41	0.55
2:GB:2867:G:OP2	17:VB:119:LYS:NZ	2.31	0.55
35:OC:109:ARG:HG3	35:OC:110:ASN:H	1.72	0.55
36:QC:56:ARG:NH1	36:QC:56:ARG:HB3	2.20	0.55
38:SC:18:LYS:HZ3	38:SC:26:CYS:HG	1.52	0.55
39:TC:41:VAL:HG22	39:TC:113:ALA:HA	1.88	0.55
43:XC:28:VAL:HA	43:XC:63:ILE:HB	1.88	0.55
53:HD:8:GLY:O	53:HD:10:PHE:N	2.40	0.55
1:A:1070:U:H2'	1:A:1071:C:H6	1.71	0.55
2:B:1332:G:HO2'	2:B:1609:A:H2	1.53	0.55
2:B:2064:C:H2'	2:B:2065:C:C6	2.42	0.55
6:F:93:VAL:HG21	6:F:180:ASN:HA	1.87	0.55
31:EA:29:LYS:O	31:EA:33:ARG:HG3	2.06	0.55
1:FB:731:G:OP1	1:FB:766:A:H1'	2.07	0.55
1:FB:781:A:H4'	1:FB:1522:U:O2'	2.06	0.55
1:FB:924:C:H42	1:FB:1392:G:H1	1.54	0.55
1:FB:1012:U:H2'	1:FB:1013:G:C8	2.41	0.55
2:GB:557:U:H2'	2:GB:558:G:C8	2.40	0.55
2:GB:627:A:O4'	2:GB:637:A:N6	2.39	0.55
2:GB:1101:U:H2'	2:GB:1102:C:O4'	2.07	0.55
11:PB:127:ASP:N	11:PB:127:ASP:OD1	2.38	0.55
17:VB:108:ARG:HG2	17:VB:112:ARG:NH1	2.21	0.55
25:DC:52:ARG:HH21	25:DC:57:GLU:HG3	1.72	0.55
36:QC:56:ARG:HB3	36:QC:56:ARG:HH11	1.71	0.55
36:QC:187:LEU:HG	36:QC:205:ASP:HB3	1.89	0.55
37:RC:134:ILE:HG23	37:RC:151:VAL:HG13	1.88	0.55
38:SC:57:ARG:HH12	39:TC:107:ARG:HH12	1.54	0.55
1:A:165:C:H2'	1:A:166:G:H8	1.71	0.55
1:A:1244:C:OP2	55:EB:9:ARG:NH1	2.38	0.55

Continued on next page...

Continued from previous page...

Atom-1	Atom-2	Interatomic distance (Å)	Clash overlap (Å)
2:B:270(Q):C:H2'	2:B:270(R):C:C6	2.41	0.55
2:B:1248:G:C5	18:R:3:ARG:HB2	2.42	0.55
2:B:1406:U:H2'	2:B:1407:C:C6	2.41	0.55
2:B:2275:C:H6	2:B:2275:C:H5'	1.72	0.55
7:G:10:PRO:HA	7:G:17:ARG:HH12	1.71	0.55
10:J:7:GLU:OE2	10:J:8:PRO:HD2	2.06	0.55
17:Q:134:GLU:HG2	17:Q:135:VAL:H	1.72	0.55
18:R:106:PHE:HA	18:R:109:LEU:HD12	1.89	0.55
24:X:36:ILE:HD13	24:X:60:PHE:HB3	1.87	0.55
33:GA:9:ARG:HE	33:GA:16:VAL:HG13	1.69	0.55
37:MA:125:GLU:HA	37:MA:191:THR:HG22	1.89	0.55
42:RA:13:ILE:O	42:RA:17:THR:OG1	2.21	0.55
48:XA:61:TRP:OXT	48:XA:61:TRP:CD1	2.59	0.55
1:FB:741:G:H5'	49:DD:39:LEU:HD21	1.87	0.55
2:GB:2090:G:N2	25:DC:45:ASN:OD1	2.30	0.55
18:WB:50:ARG:O	18:WB:54:LYS:NZ	2.36	0.55
45:ZC:22:HIS:HB3	45:ZC:29:ILE:HB	1.87	0.55
2:B:101:G:H1'	26:Z:7:ARG:HH12	1.71	0.55
2:B:911:A:H2'	14:N:9:TYR:OH	2.07	0.55
2:B:1292:U:H2'	2:B:1293:C:H6	1.72	0.55
2:B:2781:A:H5''	2:B:2782:G:H5'	1.87	0.55
2:B:2820:A:OP2	15:O:2:ARG:NH2	2.40	0.55
3:C:43:C:O2	8:H:95:ARG:NE	2.28	0.55
11:K:96:GLU:N	11:K:96:GLU:OE2	2.39	0.55
12:L:3:GLN:HB2	12:L:4:PRO:HD2	1.89	0.55
4:IA:23:C:H2'	4:IA:24:U:H6	1.71	0.55
49:YA:44:LYS:O	49:YA:47:LYS:NZ	2.40	0.55
53:CB:8:GLY:O	53:CB:10:PHE:N	2.39	0.55
2:GB:994:C:O2'	2:GB:996:A:OP1	2.19	0.55
2:GB:2439:A:OP1	57:GB:9001:BLS:H101	2.07	0.55
24:CC:68:GLU:HG3	24:CC:82:ARG:NH2	2.22	0.55
27:FC:9:VAL:HG11	27:FC:55:ARG:NH2	2.22	0.55
28:GC:15:ILE:HG12	28:GC:21:VAL:HG13	1.87	0.55
29:HC:29:ILE:O	29:HC:30:LEU:HD23	2.06	0.55
42:WC:23:SER:HA	42:WC:63:LEU:HD23	1.89	0.55
1:A:669:U:OP1	49:YA:48:LYS:NZ	2.23	0.55
1:A:1022:G:C6	1:A:1023:G:H1'	2.42	0.55
1:A:1150:U:O2'	44:TA:39:PRO:O	2.21	0.55
1:A:1247:U:H5''	1:A:1248:A:OP2	2.06	0.55
2:B:1248:G:C2	18:R:3:ARG:HD2	2.42	0.55
2:B:1686:C:H2'	2:B:1687:G:O4'	2.06	0.55

Continued on next page...

Continued from previous page...

Atom-1	Atom-2	Interatomic distance (Å)	Clash overlap (Å)
2:B:2849:U:H4'	2:B:2868:A:C2	2.42	0.55
42:RA:19:VAL:HG23	42:RA:21:LYS:HG2	1.88	0.55
1:FB:881:G:P	46:AD:12:ARG:HH22	2.30	0.55
1:FB:1121:U:H3	1:FB:1152:A:H61	1.53	0.55
1:FB:1346:A:N1	1:FB:1374:A:H5''	2.22	0.55
2:GB:363(C):G:H2'	2:GB:363(D):G:H8	1.71	0.55
2:GB:401:A:H2'	2:GB:402:A:C8	2.41	0.55
2:GB:639:U:H2'	2:GB:640:C:C6	2.42	0.55
2:GB:858:U:O2	2:GB:2268:A:H2'	2.07	0.55
2:GB:2251:OMG:H8	2:GB:2251:OMG:O5'	1.90	0.55
2:GB:2262:U:OP2	24:CC:16:SER:HB2	2.06	0.55
2:GB:2343:C:O2'	2:GB:2373:G:O2'	2.23	0.55
2:GB:2515:C:O2	2:GB:2570:G:C2	2.60	0.55
11:PB:59:LYS:NZ	11:PB:125:GLY:HA2	2.22	0.55
11:PB:94:HIS:HB3	11:PB:97:ARG:HG3	1.88	0.55
26:EC:47:ASN:O	26:EC:49:LYS:N	2.40	0.55
32:KC:7:HIS:HD2	32:KC:61:LEU:HD13	1.72	0.55
36:QC:105:PHE:HA	36:QC:108:ILE:HB	1.89	0.55
40:UC:15:ASP:OD2	40:UC:18:GLN:HB2	2.06	0.55
1:A:1038:C:H2'	1:A:1039:C:O4'	2.07	0.55
1:A:1394:A:H8	1:A:1394:A:OP1	1.89	0.55
2:B:483:A:H4'	22:V:50:ARG:HA	1.88	0.55
2:B:1002:G:H2'	2:B:1003:G:O4'	2.07	0.55
2:B:2167:U:O2'	2:B:2168:G:O4'	2.20	0.55
10:J:67:ARG:HD2	10:J:68:LEU:HG	1.87	0.55
40:PA:21:LEU:O	40:PA:24:GLU:HB3	2.07	0.55
42:RA:23:SER:HA	42:RA:63:LEU:HD23	1.89	0.55
1:FB:35:G:H1	1:FB:549:C:N4	2.04	0.55
1:FB:757:U:H2'	1:FB:758:G:O4'	2.06	0.55
1:FB:1346:A:H5''	43:XC:120:ARG:HH12	1.72	0.55
2:GB:380:U:H2'	2:GB:381:G:H8	1.71	0.55
2:GB:548:A:H4'	19:XB:19:LYS:NZ	2.21	0.55
12:QB:13:ASN:HD21	12:QB:97:ARG:H	1.54	0.55
29:HC:51:TYR:HA	29:HC:56:LYS:HA	1.88	0.55
45:ZC:120:ARG:HH12	45:ZC:126:ARG:HH11	1.53	0.55
1:A:8:A:N6	38:NA:205:GLU:O	2.40	0.55
1:A:370:C:N3	1:A:392:G:C2	2.74	0.55
1:A:689:C:O2'	1:A:705:U:O2'	2.20	0.55
1:A:1123:A:O2'	44:TA:37:PRO:O	2.18	0.55
2:B:270(A):A:OP2	2:B:270(Z):G:N2	2.36	0.55
2:B:360:G:H2'	2:B:361:G:O4'	2.07	0.55

Continued on next page...

Continued from previous page...

Atom-1	Atom-2	Interatomic distance (Å)	Clash overlap (Å)
2:B:1161:C:O2'	19:S:8:GLY:HA2	2.07	0.55
2:B:1268:A:H2'	2:B:1269:A:O4'	2.06	0.55
29:CA:16:ARG:NH1	29:CA:16:ARG:HG2	2.22	0.55
36:LA:71:VAL:N	36:LA:163:PHE:O	2.40	0.55
49:YA:5:LYS:HE2	49:YA:5:LYS:HA	1.87	0.55
1:FB:424:G:OP2	1:FB:424:G:H8	1.90	0.55
1:FB:562:C:H1'	46:AD:15:ARG:HB3	1.89	0.55
2:GB:888:C:H5''	2:GB:889:C:OP2	2.06	0.55
2:GB:1093:G:H22	2:GB:1096:A:H5''	1.71	0.55
2:GB:1688:U:O2	2:GB:1700:A:H5'	2.07	0.55
2:GB:2167:U:O2'	2:GB:2168:G:O4'	2.18	0.55
2:GB:2390:U:OP2	32:KC:35:GLN:NE2	2.34	0.55
2:GB:2846:G:P	17:VB:54:ARG:HG3	2.47	0.55
14:SB:56:ARG:O	14:SB:59:ARG:HG3	2.07	0.55
25:DC:47:GLN:HE21	25:DC:47:GLN:CA	2.03	0.55
37:RC:135:LYS:NZ	37:RC:135:LYS:HB3	2.22	0.55
48:CD:37:PHE:HE1	48:CD:53:LEU:HD11	1.72	0.55
1:A:952:U:H2'	1:A:953:G:H8	1.72	0.54
2:B:244:A:C2	2:B:255:A:C4	2.95	0.54
2:B:297:C:P	22:V:95:LYS:HZ2	2.29	0.54
2:B:609(B):G:H2'	2:B:610:C:C6	2.42	0.54
2:B:2661:G:H2'	2:B:2662:A:C8	2.43	0.54
57:B:9001:BLS:H2'	4:IA:76:A:N3	2.22	0.54
6:F:37:ARG:HH11	6:F:42:ASP:CB	2.20	0.54
9:I:68:THR:O	9:I:72:ILE:HG12	2.07	0.54
18:R:28:ARG:HA	18:R:34:LYS:HB3	1.88	0.54
36:LA:30:ARG:NH2	36:LA:195:ASP:OD1	2.41	0.54
36:LA:105:PHE:HA	36:LA:108:ILE:HB	1.88	0.54
1:FB:406:G:H2'	1:FB:407:G:H8	1.71	0.54
2:GB:861:A:H2'	2:GB:862:G:O4'	2.07	0.54
2:GB:1614:A:N1	20:YB:93:ALA:HB2	2.21	0.54
2:GB:2131:G:OP2	2:GB:2132:U:O2'	2.15	0.54
57:GB:9001:BLS:H101	57:GB:9001:BLS:H151	1.71	0.54
3:HB:41:U:N3	8:MB:70:VAL:O	2.40	0.54
11:PB:26:LEU:O	11:PB:30:ILE:HG13	2.06	0.54
17:VB:54:ARG:HA	17:VB:59:THR:HB	1.89	0.54
54:ID:37:SER:HB3	54:ID:84:LEU:HD21	1.88	0.54
1:A:498:A:HO2'	38:NA:2:GLY:N	2.06	0.54
2:B:2712:U:H1'	2:B:2712(A):A:C8	2.42	0.54
11:K:4:TYR:HB2	18:R:101:ARG:NH1	2.23	0.54
14:N:85:LYS:HZ3	24:X:4:LYS:HE2	1.72	0.54

Continued on next page...

Continued from previous page...

Atom-1	Atom-2	Interatomic distance (Å)	Clash overlap (Å)
21:U:32:PRO:HA	21:U:77:LYS:HB2	1.88	0.54
23:W:118:GLN:N	23:W:173:ALA:O	2.41	0.54
35:JA:109:ARG:HG3	35:JA:110:ASN:H	1.72	0.54
50:ZA:21:VAL:O	50:ZA:33:ILE:N	2.39	0.54
1:FB:820:U:O2'	1:FB:821:G:OP1	2.25	0.54
2:GB:1246:A:OP1	7:LB:38:ARG:NH2	2.40	0.54
2:GB:1580:A:H5'	2:GB:1581:G:OP2	2.08	0.54
2:GB:1790:C:H2'	2:GB:1791:A:C5	2.41	0.54
2:GB:2791:C:OP1	2:GB:2892:A:N6	2.40	0.54
7:LB:34:TRP:CH2	13:RB:8:PRO:HB3	2.42	0.54
31:JC:9:ARG:HE	31:JC:47:ARG:HB2	1.72	0.54
39:TC:129:ILE:O	39:TC:133:TYR:HB2	2.07	0.54
1:A:222:U:OP2	1:A:222:U:H6	1.91	0.54
1:A:580:U:H2'	1:A:581:G:O4'	2.07	0.54
1:A:1366:C:O2'	44:TA:60:ARG:NH2	2.40	0.54
2:B:1043:C:H41	2:B:1112:G:H1	1.54	0.54
2:B:1063:G:N2	2:B:1088:A:N7	2.55	0.54
2:B:1297:C:HO2'	2:B:1302:A:N6	2.06	0.54
2:B:1583:A:H5''	2:B:1585:C:OP1	2.08	0.54
2:B:2164:C:H41	2:B:2166:G:N2	2.06	0.54
24:X:41:ARG:HG3	24:X:41:ARG:NH1	2.20	0.54
50:ZA:6:LEU:HG	50:ZA:17:TYR:HB3	1.88	0.54
54:DB:82:SER:O	54:DB:86:ARG:HG3	2.06	0.54
1:FB:287:U:H2'	1:FB:288:A:H8	1.73	0.54
1:FB:575:G:O2'	1:FB:821:G:H5''	2.08	0.54
1:FB:663:A:H5''	52:GD:61:LYS:HE3	1.89	0.54
1:FB:1121:U:H2'	1:FB:1122:U:C6	2.42	0.54
2:GB:1015:G:H2'	2:GB:1016:G:C8	2.42	0.54
2:GB:2262:U:H5	24:CC:16:SER:HB3	1.72	0.54
6:KB:51:PHE:HD2	6:KB:77:ILE:HD12	1.73	0.54
17:VB:122:ASP:O	17:VB:126:ALA:N	2.41	0.54
25:DC:50:ARG:HG2	25:DC:59:THR:HB	1.88	0.54
4:NC:51:C:O2'	4:NC:64:G:N2	2.41	0.54
39:TC:37:ARG:HH12	39:TC:111:GLU:CG	2.19	0.54
52:GD:67:ALA:HA	52:GD:70:ILE:HD12	1.90	0.54
1:A:159:G:O2'	1:A:161:A:N7	2.32	0.54
1:A:546:G:P	38:NA:72:GLU:HB3	2.47	0.54
2:B:433:C:H2'	2:B:434:U:C6	2.42	0.54
2:B:1329:U:H5''	2:B:1330:C:H5	1.71	0.54
2:B:1580:A:H5'	2:B:1581:G:OP2	2.08	0.54
2:B:2349:G:OP2	32:FA:42:ARG:HD3	2.07	0.54

Continued on next page...

Continued from previous page...

Atom-1	Atom-2	Interatomic distance (Å)	Clash overlap (Å)
2:B:2361:A:O5'	32:FA:27:THR:OG1	2.24	0.54
2:B:2716:U:H2'	2:B:2717:G:H8	1.73	0.54
2:B:2846:G:P	17:Q:54:ARG:HG3	2.47	0.54
7:G:144:LYS:HZ3	7:G:144:LYS:HB2	1.71	0.54
8:H:46:ALA:HA	8:H:50:ALA:HB3	1.89	0.54
19:S:14:VAL:HB	19:S:96:ILE:HG13	1.89	0.54
42:RA:21:LYS:O	42:RA:65:TYR:OH	2.18	0.54
46:VA:8:ASN:HA	46:VA:11:VAL:HG23	1.90	0.54
47:WA:6:GLY:HA3	47:WA:67:GLU:HG2	1.90	0.54
53:CB:19:VAL:HA	53:CB:22:LEU:HB2	1.88	0.54
2:GB:360:G:H2'	2:GB:361:G:O4'	2.08	0.54
2:GB:1515:C:H2'	2:GB:1516:U:C6	2.43	0.54
2:GB:2351:G:HO2'	2:GB:2352:A:H8	1.56	0.54
16:UB:83:LYS:O	16:UB:85:VAL:HG23	2.08	0.54
37:RC:150:LYS:HB3	37:RC:201:TYR:HB2	1.88	0.54
40:UC:74:ASP:O	40:UC:77:ARG:HB3	2.06	0.54
42:WC:81:HIS:HD2	42:WC:104:ARG:HH22	1.55	0.54
54:ID:30:LYS:HB2	54:ID:30:LYS:HZ2	1.72	0.54
2:B:2581:G:C6	2:B:2610:C:N3	2.75	0.54
5:E:183:ARG:CG	5:E:183:ARG:HH11	2.20	0.54
6:F:174:ASP:O	6:F:183:LEU:N	2.40	0.54
14:N:65:PHE:HB2	14:N:105:GLU:HB2	1.90	0.54
16:P:26:LEU:HG	16:P:39:ILE:HG12	1.89	0.54
31:EA:9:ARG:HE	31:EA:47:ARG:HB2	1.71	0.54
32:FA:55:ALA:HA	32:FA:58:ILE:HG12	1.88	0.54
35:JA:159:TYR:HB2	35:JA:162:ILE:HG12	1.89	0.54
37:MA:122:GLU:HA	37:MA:125:GLU:HB2	1.88	0.54
37:MA:134:ILE:HG23	37:MA:151:VAL:HG13	1.90	0.54
54:DB:37:SER:HB3	54:DB:84:LEU:HD21	1.88	0.54
1:FB:498:A:H4'	1:FB:500:G:OP1	2.07	0.54
1:FB:1089:G:H1	1:FB:1096:C:H42	1.56	0.54
2:GB:223:A:HO2'	2:GB:420:C:HO2'	1.56	0.54
5:JB:133:LEU:HB2	5:JB:173:VAL:HG21	1.88	0.54
36:QC:30:ARG:NH2	36:QC:195:ASP:OD1	2.41	0.54
40:UC:12:PRO:HD2	40:UC:86:ARG:NH1	2.23	0.54
1:A:1243:C:H5''	55:EB:8:THR:HG21	1.89	0.54
2:B:451:C:H4'	7:G:52:LYS:HZ1	1.73	0.54
2:B:1820:U:H4'	2:B:1821:A:OP2	2.07	0.54
2:B:2788:C:O2'	2:B:2809:A:N3	2.41	0.54
4:D:73:A:O2'	25:Y:23:LYS:NZ	2.26	0.54
8:H:114:ILE:HG12	8:H:117:PHE:HD1	1.72	0.54

Continued on next page...

Continued from previous page...

Atom-1	Atom-2	Interatomic distance (Å)	Clash overlap (Å)
10:J:122:GLU:HB2	10:J:126:TYR:OH	2.08	0.54
20:T:11:ARG:NH1	20:T:98:LYS:HB3	2.21	0.54
22:V:43:ASN:O	22:V:65:ALA:N	2.29	0.54
24:X:63:VAL:HG21	24:X:83:PRO:HG3	1.90	0.54
36:LA:19:HIS:CG	36:LA:20:GLU:HG2	2.42	0.54
36:LA:177:ALA:HB1	36:LA:182:ILE:HB	1.89	0.54
38:NA:140:VAL:HG13	38:NA:144:ASP:OD2	2.08	0.54
43:SA:26:VAL:HA	43:SA:61:ALA:HB3	1.89	0.54
1:FB:673:G:H2'	1:FB:674:G:C8	2.42	0.54
2:GB:612:G:N2	2:GB:616:A:O2'	2.40	0.54
2:GB:733:G:N7	2:GB:761:A:N7	2.55	0.54
2:GB:1083:U:H2'	2:GB:1085:A:H5''	1.89	0.54
2:GB:1914:C:H3'	2:GB:1915:5MU:H71	1.90	0.54
5:JB:182:LEU:HB2	5:JB:272:ALA:HB3	1.89	0.54
10:OB:5:LEU:HA	10:OB:36:ALA:HA	1.89	0.54
17:VB:117:ASP:O	17:VB:121:ILE:HG12	2.07	0.54
26:EC:17:SER:H	26:EC:20:GLU:CD	2.11	0.54
29:HC:55:ARG:HH21	29:HC:57:VAL:HG22	1.73	0.54
36:QC:118:LEU:HB3	36:QC:142:LEU:HD12	1.88	0.54
52:GD:66:LEU:HG	52:GD:70:ILE:HD11	1.88	0.54
1:A:191(D):U:H2'	1:A:191(E):G:C8	2.42	0.54
1:A:1296:C:H3'	1:A:1297:C:C6	2.43	0.54
2:B:1014:U:H2'	2:B:1015:G:C8	2.41	0.54
2:B:2701:C:H3'	2:B:2702:U:H5''	1.90	0.54
11:K:30:ILE:HG22	11:K:34:LEU:HD22	1.89	0.54
24:X:11:ARG:NH1	4:IA:63:G:O3'	2.38	0.54
38:NA:117:ALA:HA	38:NA:120:LEU:HD12	1.89	0.54
2:GB:2405:G:HO2'	2:GB:2406:U:P	2.30	0.54
3:HB:4:C:H42	3:HB:116:G:H1	1.56	0.54
10:OB:27:ARG:HD3	25:DC:67:ILE:HG21	1.90	0.54
23:BC:132:ASN:N	23:BC:132:ASN:OD1	2.38	0.54
27:FC:6:VAL:HG13	27:FC:56:VAL:HG13	1.90	0.54
28:GC:40:HIS:HB3	28:GC:43:TYR:HB2	1.89	0.54
29:HC:16:ARG:NH1	29:HC:16:ARG:HG2	2.23	0.54
35:OC:186:ARG:HA	35:PC:313:PRO:CD	2.38	0.54
43:XC:110:GLU:OE2	43:XC:119:ALA:HB1	2.07	0.54
47:BD:91:ARG:HH12	47:BD:96:LEU:C	2.11	0.54
1:A:763:G:H2'	1:A:764:C:C6	2.42	0.54
1:A:1071:C:H5''	39:OA:49:PRO:HG2	1.90	0.54
1:A:1314:C:OP2	53:CB:4:SER:OG	2.24	0.54
2:B:783:A:H2'	2:B:783:A:N3	2.23	0.54

Continued on next page...

Continued from previous page...

Atom-1	Atom-2	Interatomic distance (Å)	Clash overlap (Å)
2:B:833:U:O2	13:M:55:ARG:NH2	2.40	0.54
2:B:1167:U:H2'	2:B:1168:G:C8	2.43	0.54
2:B:1411:C:H2'	2:B:1412:A:C8	2.43	0.54
7:G:65:TRP:HD1	7:G:70:THR:HG21	1.71	0.54
11:K:127:ASP:N	11:K:127:ASP:OD1	2.40	0.54
16:P:71:ARG:HD3	16:P:107:GLU:OE2	2.08	0.54
18:R:112:ARG:NH1	19:S:47:VAL:HB	2.22	0.54
24:X:68:GLU:HG3	24:X:82:ARG:NH2	2.22	0.54
4:IA:53:G:H22	4:IA:61:C:N4	2.06	0.54
49:YA:26:GLU:HG3	49:YA:77:ARG:HH21	1.73	0.54
1:FB:692:U:O4	45:ZC:53:SER:N	2.41	0.54
1:FB:743:U:H2'	1:FB:744:C:C6	2.43	0.54
1:FB:1314:C:OP2	53:HD:4:SER:OG	2.23	0.54
2:GB:49:A:H4'	2:GB:50:U:H5''	1.89	0.54
2:GB:96:G:H4'	26:EC:48:HIS:CD2	2.42	0.54
2:GB:205:G:H1	25:DC:39:LYS:HZ3	1.54	0.54
2:GB:1104:C:H2'	2:GB:1105:U:C6	2.42	0.54
2:GB:1403:C:H4'	2:GB:1471:A:H1'	1.90	0.54
2:GB:2115:G:H5''	2:GB:2116:G:OP2	2.08	0.54
2:GB:2577:A:H5'	29:HC:3:LYS:HE3	1.89	0.54
2:GB:2882:A:P	15:TB:96:ARG:HH21	2.31	0.54
16:UB:28:VAL:HG21	16:UB:98:VAL:HG12	1.90	0.54
46:AD:25:PRO:O	46:AD:27:LEU:N	2.40	0.54
46:AD:114:LYS:HA	46:AD:117:ARG:HD2	1.90	0.54
1:A:923:A:H61	1:A:1393:U:H3	1.53	0.54
1:A:1228:C:OP2	47:WA:111:LYS:HD3	2.08	0.54
2:B:1101:U:H2'	2:B:1102:C:O4'	2.07	0.54
2:B:1335:U:H2'	2:B:1336:A:H8	1.73	0.54
2:B:2533:A:H2'	2:B:2534:A:O4'	2.07	0.54
5:E:118:VAL:N	5:E:129:ASN:OD1	2.40	0.54
7:G:155:LEU:HA	7:G:174:VAL:HG23	1.89	0.54
9:I:56:SER:OG	9:I:57:ASP:N	2.40	0.54
13:M:126:VAL:HA	13:M:146:VAL:O	2.06	0.54
16:P:25:ARG:NH2	16:P:40:ILE:HD12	2.23	0.54
34:HA:21:A:N6	35:JA:198:THR:HG1	2.00	0.54
46:VA:47:LYS:HG2	46:VA:48:PRO:HA	1.89	0.54
1:FB:165:C:H2'	1:FB:166:G:H8	1.71	0.54
2:GB:1188:U:O2'	2:GB:1189:A:H5'	2.08	0.54
2:GB:2210:G:H8	2:GB:2211:G:N7	2.06	0.54
12:QB:13:ASN:HD21	12:QB:97:ARG:HG3	1.72	0.54
22:AC:18:GLY:C	22:AC:20:TYR:H	2.11	0.54

Continued on next page...

Continued from previous page...

Atom-1	Atom-2	Interatomic distance (Å)	Clash overlap (Å)
26:EC:48:HIS:O	26:EC:52:ASP:HB2	2.08	0.54
4:NC:53:G:H22	4:NC:61:C:N4	2.06	0.54
39:TC:81:GLU:HB3	39:TC:90:VAL:HG13	1.90	0.54
44:YC:49:VAL:HG23	48:CD:41:ARG:HB2	1.90	0.54
45:ZC:120:ARG:NH1	45:ZC:126:ARG:NH1	2.45	0.54
47:BD:6:GLY:HA3	47:BD:67:GLU:HG2	1.90	0.54
1:A:941:G:N2	1:A:942:G:H1'	2.23	0.54
1:A:975:A:H8	1:A:975:A:H5''	1.73	0.54
1:A:1111:A:H2'	1:A:1112:C:C6	2.43	0.54
2:B:755:C:H2'	2:B:756:C:C6	2.43	0.54
2:B:1826:G:H5''	2:B:1827:C:OP2	2.07	0.54
2:B:2390:U:OP2	32:FA:35:GLN:NE2	2.31	0.54
2:B:2742:C:H42	2:B:2762:G:H1	1.53	0.54
19:S:66:ARG:HD2	19:S:88:ARG:HG3	1.89	0.54
39:OA:87:SER:HB3	39:OA:131:ILE:HD13	1.89	0.54
2:GB:1418:G:H8	2:GB:1418:G:O5'	1.90	0.54
2:GB:2418:A:H2'	2:GB:2419:U:O4'	2.08	0.54
2:GB:2805:G:H2'	2:GB:2807:G:H5''	1.90	0.54
5:JB:26:LYS:HD3	5:JB:83:GLU:OE2	2.08	0.54
7:LB:10:PRO:HA	7:LB:17:ARG:HH12	1.72	0.54
18:WB:53:ARG:HA	18:WB:56:ASP:OD2	2.07	0.54
22:AC:43:ASN:O	22:AC:65:ALA:N	2.26	0.54
3:C:103:U:O3'	23:W:72:ARG:HD2	2.08	0.53
17:Q:108:ARG:HG2	17:Q:112:ARG:NH1	2.21	0.53
22:V:79:CYS:SG	22:V:81:LYS:HB2	2.49	0.53
44:TA:22:LYS:NZ	44:TA:85:LEU:HD23	2.23	0.53
54:DB:56:MET:SD	54:DB:88:VAL:HG11	2.48	0.53
1:FB:140:A:H2'	1:FB:141:A:C8	2.43	0.53
1:FB:312:C:H2'	1:FB:313:A:C8	2.43	0.53
1:FB:1014:A:H5'	53:HD:14:HIS:CE1	2.42	0.53
1:FB:1041:A:H3'	1:FB:1042:G:H8	1.73	0.53
1:FB:1111:A:H2'	1:FB:1112:C:C6	2.42	0.53
2:GB:191:A:H2'	2:GB:192:C:C6	2.43	0.53
2:GB:392:C:H5''	2:GB:409:C:H5''	1.90	0.53
2:GB:1434:A:H61	2:GB:1558:A:N6	2.01	0.53
2:GB:1869:G:N2	2:GB:1871:A:H3'	2.23	0.53
2:GB:2115:G:H4'	2:GB:2167:U:N3	2.23	0.53
2:GB:2674:G:H5''	12:QB:26:LYS:HE2	1.89	0.53
6:KB:128:SER:OG	6:KB:129:HIS:N	2.40	0.53
6:KB:178:GLU:OE2	6:KB:178:GLU:N	2.36	0.53
7:LB:202:PHE:CE1	7:LB:206:ILE:HD11	2.43	0.53

Continued on next page...

Continued from previous page...

Atom-1	Atom-2	Interatomic distance (Å)	Clash overlap (Å)
10:OB:69:LYS:O	10:OB:73:GLU:HB2	2.08	0.53
11:PB:26:LEU:HG	11:PB:30:ILE:HD11	1.90	0.53
12:QB:66:LYS:HB2	12:QB:82:ASN:ND2	2.15	0.53
21:ZB:60:ARG:CZ	31:JC:47:ARG:HH22	2.21	0.53
22:AC:35:TYR:CD2	22:AC:69:ALA:HB3	2.42	0.53
38:SC:8:VAL:HA	38:SC:11:LEU:HD13	1.90	0.53
45:ZC:109:VAL:HG12	52:GD:86:VAL:HG22	1.89	0.53
48:CD:8:GLU:HA	48:CD:11:LYS:HD2	1.90	0.53
55:JD:12:LYS:HB3	55:JD:18:TYR:HA	1.90	0.53
1:A:335:C:O2'	1:A:1433:A:N3	2.35	0.53
1:A:406:G:H2'	1:A:407:G:H8	1.72	0.53
1:A:741:G:H5'	49:YA:39:LEU:HD21	1.89	0.53
1:A:1072:G:H21	36:LA:107:THR:HG21	1.72	0.53
1:A:1248:A:OP1	1:A:1248:A:H4'	2.07	0.53
2:B:64:A:C5	21:U:66:LEU:HD13	2.43	0.53
2:B:279:C:H2'	2:B:280:C:C6	2.43	0.53
2:B:675:A:OP1	7:G:63:LYS:HD2	2.07	0.53
4:D:71:C:H2'	4:D:72:A:H8	1.73	0.53
7:G:202:PHE:CE1	7:G:206:ILE:HD11	2.43	0.53
28:BA:54:GLY:O	28:BA:56:VAL:N	2.42	0.53
1:FB:773:G:H1	1:FB:806:C:H42	1.55	0.53
1:FB:1038:C:H2'	1:FB:1039:C:O4'	2.08	0.53
1:FB:1098:C:H2'	1:FB:1099:G:O4'	2.09	0.53
1:FB:1319:A:OP2	53:HD:3:ARG:HD3	2.07	0.53
1:FB:1512:U:H3	1:FB:1523:G:H1	1.54	0.53
2:GB:833:U:H1'	13:RB:55:ARG:HH21	1.72	0.53
2:GB:1357:U:H2'	2:GB:1358:G:O4'	2.09	0.53
2:GB:2211:G:H3'	2:GB:2212:A:H5''	1.89	0.53
2:GB:2247:A:H2'	2:GB:2248:C:H6	1.74	0.53
8:MB:101:ILE:O	8:MB:105:LYS:NZ	2.28	0.53
24:CC:41:ARG:HG3	24:CC:41:ARG:HH11	1.73	0.53
25:DC:64:ALA:HA	25:DC:67:ILE:HG13	1.90	0.53
41:VC:49:ILE:HG22	41:VC:53:LYS:HG3	1.90	0.53
44:YC:50:ILE:HG13	48:CD:41:ARG:NH1	2.23	0.53
46:AD:6:THR:OG1	46:AD:8:ASN:N	2.39	0.53
46:AD:8:ASN:HA	46:AD:11:VAL:HG23	1.91	0.53
47:BD:31:LYS:HZ1	47:BD:34:LEU:HD12	1.73	0.53
49:DD:5:LYS:HA	49:DD:5:LYS:HE2	1.89	0.53
2:B:589:C:H2'	2:B:590:A:H8	1.73	0.53
2:B:702:G:H1	2:B:730:C:H42	1.55	0.53
2:B:1175:U:H1'	2:B:1176:G:N2	2.24	0.53

Continued on next page...

Continued from previous page...

Atom-1	Atom-2	Interatomic distance (Å)	Clash overlap (Å)
2:B:1932:A:H2'	2:B:1933:G:O4'	2.08	0.53
12:L:21:CYS:HB2	12:L:39:ILE:HD12	1.90	0.53
43:SA:4:TYR:HB2	43:SA:88:TYR:HD1	1.72	0.53
44:TA:51:ARG:HG3	44:TA:60:ARG:HA	1.90	0.53
45:UA:120:ARG:HG2	45:UA:120:ARG:NH1	2.23	0.53
48:XA:37:PHE:HE1	48:XA:53:LEU:HD11	1.73	0.53
49:YA:69:TYR:HA	49:YA:72:ARG:HB3	1.89	0.53
1:FB:451:A:N6	1:FB:480:U:H2'	2.23	0.53
1:FB:1175:G:H8	1:FB:1175:G:OP2	1.90	0.53
2:GB:483:A:H4'	22:AC:50:ARG:HA	1.89	0.53
11:PB:35:ARG:NH1	11:PB:35:ARG:HG2	2.21	0.53
12:QB:111:PHE:O	12:QB:114:ILE:HG12	2.08	0.53
23:BC:72:ARG:HA	23:BC:72:ARG:NH1	2.22	0.53
24:CC:36:ILE:HD13	24:CC:60:PHE:HB3	1.89	0.53
38:SC:94:LEU:HD11	38:SC:200:GLU:HG3	1.90	0.53
1:A:447:G:H2'	1:A:485:G:N2	2.22	0.53
1:A:1070:U:H2'	1:A:1071:C:C6	2.44	0.53
1:A:1328:C:H2'	1:A:1329:A:O4'	2.09	0.53
1:A:1346:A:N1	1:A:1374:A:H5''	2.22	0.53
6:F:179:GLU:HA	6:F:179:GLU:OE2	2.07	0.53
9:I:67:LEU:O	9:I:71:LEU:HB2	2.08	0.53
21:U:60:ARG:CZ	31:EA:47:ARG:HH22	2.22	0.53
4:IA:16:C:OP1	4:IA:17:C:N4	2.41	0.53
39:OA:81:GLU:HB3	39:OA:90:VAL:HG13	1.90	0.53
1:FB:56:U:H2'	1:FB:57:G:C8	2.43	0.53
1:FB:189:U:O4	51:FD:62:SER:OG	2.22	0.53
1:FB:689:C:H2'	1:FB:690:G:O4'	2.09	0.53
1:FB:1296:C:H3'	1:FB:1297:C:C6	2.43	0.53
1:FB:1309:G:O3'	47:BD:77:ASN:ND2	2.41	0.53
1:FB:1532:U:OP2	1:FB:1532:U:H6	1.91	0.53
2:GB:11:G:H22	2:GB:2628:C:P	2.30	0.53
2:GB:764:A:H5''	5:JB:210:GLY:HA3	1.89	0.53
2:GB:2377:A:H2'	2:GB:2378:A:C8	2.43	0.53
2:GB:2855:C:H2'	2:GB:2856:C:H6	1.73	0.53
9:NB:68:THR:O	9:NB:72:ILE:HG12	2.09	0.53
18:WB:49:HIS:HA	18:WB:52:ARG:HB3	1.90	0.53
36:QC:19:HIS:CG	36:QC:20:GLU:HG2	2.43	0.53
1:A:588:G:H2'	1:A:589:C:C6	2.42	0.53
1:A:958:A:H5''	1:A:959:A:OP2	2.07	0.53
1:A:981:U:H5'	48:XA:21:TYR:CZ	2.44	0.53
1:A:1532:U:OP2	1:A:1532:U:H6	1.91	0.53

Continued on next page...

Continued from previous page...

Atom-1	Atom-2	Interatomic distance (Å)	Clash overlap (Å)
2:B:363(C):G:H2'	2:B:363(D):G:H8	1.74	0.53
2:B:888:C:H5''	2:B:889:C:OP2	2.09	0.53
2:B:1266:G:O5'	20:T:15:ARG:NH2	2.41	0.53
2:B:1803:A:O2'	5:E:259:THR:HG21	2.08	0.53
2:B:1814:G:H4'	5:E:51:VAL:HG21	1.91	0.53
7:G:65:TRP:CD1	7:G:70:THR:HG21	2.44	0.53
20:T:59:VAL:HG13	20:T:60:ASN:H	1.73	0.53
23:W:108:PRO:HA	23:W:142:SER:HA	1.90	0.53
28:BA:41:PRO:HB3	28:BA:47:GLN:HG2	1.91	0.53
1:FB:1062:U:H2'	1:FB:1063:C:C6	2.44	0.53
1:FB:1240:U:OP2	41:VC:116:ALA:N	2.42	0.53
1:FB:1247:U:H5''	1:FB:1248:A:OP2	2.09	0.53
2:GB:372:G:N2	2:GB:400:G:H2'	2.24	0.53
2:GB:517:C:OP1	29:HC:16:ARG:NH2	2.42	0.53
2:GB:881:G:H1	2:GB:895:U:H3	1.56	0.53
2:GB:1367:A:N7	2:GB:1368:G:H1'	2.24	0.53
10:OB:2:LYS:HG2	10:OB:20:ASP:HB2	1.89	0.53
10:OB:67:ARG:HD2	10:OB:68:LEU:HG	1.88	0.53
12:QB:119:PRO:HB2	17:VB:68:TYR:CD2	2.43	0.53
15:TB:100:LEU:HD11	15:TB:113:LEU:HB3	1.91	0.53
43:XC:4:TYR:HB2	43:XC:88:TYR:HD1	1.73	0.53
1:A:660:G:H1	1:A:745:C:H42	1.57	0.53
1:A:1431:C:H2'	1:A:1432:G:O4'	2.09	0.53
2:B:226:G:H1'	2:B:227:A:C8	2.43	0.53
12:L:89:ASN:HB2	12:L:90:GLN:HE22	1.72	0.53
21:U:35:THR:O	21:U:39:ILE:HG13	2.09	0.53
35:JA:186:ARG:HA	35:KA:313:PRO:CD	2.39	0.53
48:XA:8:GLU:HA	48:XA:11:LYS:HD2	1.89	0.53
2:GB:1074:G:N2	2:GB:1095:A:O2'	2.40	0.53
12:QB:101:PRO:HD3	17:VB:67:SER:O	2.09	0.53
22:AC:18:GLY:O	22:AC:20:TYR:N	2.41	0.53
36:QC:44:LEU:HD12	36:QC:44:LEU:H	1.73	0.53
37:RC:37:GLN:NE2	48:CD:52:GLN:OE1	2.41	0.53
1:A:161:A:N1	1:A:347:G:O2'	2.34	0.53
1:A:870:U:H4'	1:A:871:U:H5''	1.91	0.53
1:A:977:A:H2'	1:A:978:A:H5''	1.91	0.53
1:A:1041:A:H3'	1:A:1042:G:H8	1.73	0.53
2:B:154:G:H1	2:B:172:C:H42	1.56	0.53
2:B:1210:A:C8	2:B:1212:G:C2	2.96	0.53
2:B:2021:C:H4'	2:B:2022:U:OP2	2.09	0.53
2:B:2163:C:H5'	2:B:2164:C:H5''	1.90	0.53

Continued on next page...

Continued from previous page...

Atom-1	Atom-2	Interatomic distance (Å)	Clash overlap (Å)
2:B:2317:C:H2'	2:B:2318:G:H5'	1.90	0.53
2:B:2712:U:O2'	2:B:2712(A):A:H5''	2.09	0.53
5:E:260:ARG:NH2	5:E:266:SER:OG	2.42	0.53
8:H:16:ARG:O	8:H:20:ILE:HG13	2.09	0.53
21:U:44:GLU:HG3	21:U:51:VAL:HG22	1.91	0.53
29:CA:51:TYR:HA	29:CA:56:LYS:HA	1.90	0.53
4:IA:18:G:O2'	4:IA:19:G:O5'	2.21	0.53
40:PA:75:LEU:O	40:PA:79:LEU:HG	2.08	0.53
50:ZA:43:LYS:HG2	50:ZA:48:TRP:CD2	2.43	0.53
1:FB:187:C:H2'	1:FB:188:U:O4'	2.09	0.53
1:FB:958:A:H5''	1:FB:959:A:OP2	2.09	0.53
1:FB:975:A:H8	1:FB:975:A:H5''	1.74	0.53
2:GB:921:G:H5''	2:GB:922:U:OP2	2.08	0.53
2:GB:1388:G:H2'	2:GB:1389:G:C8	2.44	0.53
2:GB:1491:G:H2'	2:GB:1492:G:H8	1.73	0.53
2:GB:1568:G:P	5:JB:63:ARG:HH22	2.31	0.53
2:GB:1591:G:H2'	2:GB:1592:C:C6	2.44	0.53
5:JB:118:VAL:N	5:JB:129:ASN:OD1	2.40	0.53
8:MB:34:LEU:HD23	8:MB:161:THR:HB	1.91	0.53
9:NB:118:PRO:HD2	9:NB:121:ILE:HD12	1.90	0.53
24:CC:46:LYS:HD3	24:CC:78:TYR:CZ	2.43	0.53
37:RC:122:GLU:HA	37:RC:125:GLU:HB2	1.90	0.53
39:TC:145:LYS:HA	39:TC:148:VAL:HB	1.91	0.53
42:WC:5:PRO:HG2	42:WC:6:ILE:HD12	1.90	0.53
52:GD:54:ARG:HB3	52:GD:54:ARG:CZ	2.38	0.53
1:A:280:C:N3	51:AB:39:SER:OG	2.34	0.53
1:A:312:C:H2'	1:A:313:A:C8	2.43	0.53
2:B:1693:U:OP2	2:B:1694:C:H5	1.91	0.53
2:B:2051:A:H4'	6:F:141:ILE:HG12	1.91	0.53
3:C:43:C:O2'	8:H:95:ARG:HB3	2.09	0.53
5:E:159:ALA:HB1	5:E:198:ASN:O	2.09	0.53
8:H:123:ASN:OD1	8:H:123:ASN:N	2.37	0.53
15:O:100:LEU:HD11	15:O:113:LEU:HB3	1.91	0.53
16:P:30:ARG:NH1	16:P:97:ARG:HH11	2.07	0.53
18:R:11:ARG:CG	18:R:11:ARG:NH1	2.69	0.53
20:T:10:VAL:HG12	20:T:12:ILE:HG22	1.91	0.53
20:T:30:GLU:OE2	20:T:33:ARG:HD3	2.08	0.53
35:JA:145:ARG:H	35:JA:167:SER:HB2	1.72	0.53
1:FB:56:U:H2'	1:FB:57:G:H8	1.74	0.53
1:FB:222:U:OP2	1:FB:222:U:H6	1.91	0.53
1:FB:1089:G:H1	1:FB:1096:C:N4	2.06	0.53

Continued on next page...

Continued from previous page...

Atom-1	Atom-2	Interatomic distance (Å)	Clash overlap (Å)
2:GB:751:A:H5'	20:YB:90:ARG:HA	1.90	0.53
2:GB:1411:C:H2'	2:GB:1412:A:C8	2.44	0.53
2:GB:1983:C:H4'	2:GB:2606:C:H4'	1.91	0.53
2:GB:2378:A:O2'	16:UB:21:THR:HG21	2.08	0.53
2:GB:2535:G:H2'	2:GB:2536:G:H8	1.74	0.53
22:AC:8:LYS:HZ1	22:AC:97:ARG:HD3	1.74	0.53
27:FC:39:ASP:OD1	27:FC:44:ARG:NH2	2.41	0.53
38:SC:36:ARG:HB3	38:SC:38:TYR:CZ	2.44	0.53
39:TC:52:PRO:HG2	39:TC:53:LEU:HD12	1.91	0.53
50:ED:6:LEU:HG	50:ED:17:TYR:HB3	1.91	0.53
1:A:56:U:H2'	1:A:57:G:C8	2.43	0.53
1:A:140:A:H2'	1:A:141:A:C8	2.44	0.53
1:A:567:G:C2	1:A:568:G:H1'	2.44	0.53
1:A:626:U:H2'	1:A:627:G:C8	2.44	0.53
1:A:811:C:H4'	1:A:900:A:N6	2.24	0.53
1:A:1062:U:H2'	1:A:1063:C:C6	2.44	0.53
2:B:71:A:OP1	2:B:112:U:O2'	2.14	0.53
2:B:574:C:N3	6:F:145:LYS:NZ	2.55	0.53
2:B:1340:U:OP2	21:U:78:LYS:NZ	2.42	0.53
2:B:2224:G:H4'	2:B:2226:C:C2	2.43	0.53
2:B:2251:OMG:HN21	57:B:9001:BLS:C2	2.21	0.53
5:E:79:VAL:HG12	5:E:113:VAL:HA	1.91	0.53
14:N:56:ARG:O	14:N:59:ARG:HG3	2.09	0.53
23:W:130:PRO:HD2	23:W:131:ARG:HH11	1.74	0.53
23:W:132:ASN:OD1	23:W:132:ASN:N	2.41	0.53
30:DA:6:ARG:NH1	30:DA:26:ASN:HB2	2.22	0.53
32:FA:26:LYS:HB2	32:FA:44:LYS:O	2.08	0.53
36:LA:71:VAL:HB	36:LA:164:VAL:HG22	1.90	0.53
43:SA:42:ARG:NH1	43:SA:75:ASP:OD2	2.41	0.53
1:FB:116:A:H61	1:FB:313:A:H1'	1.74	0.53
1:FB:337:C:H2'	1:FB:338:A:C8	2.44	0.53
1:FB:567:G:C2	1:FB:568:G:H1'	2.44	0.53
1:FB:619:U:C2	38:SC:135:LEU:HD21	2.44	0.53
1:FB:709:G:H2'	1:FB:710:G:C8	2.40	0.53
1:FB:1077:G:H1	39:TC:47:LYS:HZ3	1.55	0.53
1:FB:1305:G:N2	1:FB:1331:G:H1'	2.24	0.53
2:GB:908:C:O2'	14:SB:71:ASP:OD2	2.21	0.53
2:GB:2697:G:H2'	2:GB:2698:U:O4'	2.08	0.53
2:GB:2836:U:H2'	2:GB:2837:G:C8	2.43	0.53
7:LB:120:GLU:OE1	13:RB:1:MET:N	2.41	0.53
23:BC:80:ARG:CG	23:BC:82:ARG:HH12	2.22	0.53

Continued on next page...

Continued from previous page...

Atom-1	Atom-2	Interatomic distance (Å)	Clash overlap (Å)
1:A:1128:C:N4	1:A:1129:C:H41	2.07	0.53
1:A:1216:G:H5''	48:XA:5:ALA:HB2	1.91	0.53
2:B:861:A:H2'	2:B:862:G:O4'	2.09	0.53
2:B:1403:C:H4'	2:B:1471:A:H1'	1.91	0.53
2:B:2115:G:H5''	2:B:2116:G:OP2	2.09	0.53
2:B:2418:A:H2'	2:B:2419:U:O4'	2.09	0.53
40:PA:33:TYR:HD2	40:PA:75:LEU:HA	1.73	0.53
49:YA:41:GLU:OE2	49:YA:44:LYS:HD2	2.09	0.53
51:AB:96:GLN:O	51:AB:98:LEU:N	2.38	0.53
2:GB:1063:G:N2	2:GB:1088:A:N7	2.57	0.53
2:GB:2788:C:O2'	2:GB:2809:A:N3	2.42	0.53
4:IB:19:G:O2'	4:IB:20:U:OP1	2.22	0.53
9:NB:148:ILE:HA	9:NB:151:ILE:HG13	1.92	0.53
12:QB:87:ILE:HD13	12:QB:91:LEU:HA	1.91	0.53
17:VB:51:ARG:HG3	17:VB:98:LYS:HE3	1.90	0.53
36:QC:209:ARG:HA	36:QC:237:ALA:HB1	1.91	0.53
37:RC:113:ALA:HB2	37:RC:202:ILE:HG13	1.91	0.53
38:SC:12:CYS:SG	38:SC:31:CYS:SG	3.07	0.53
38:SC:61:LYS:HB2	38:SC:203:VAL:HG13	1.91	0.53
38:SC:117:ALA:HA	38:SC:120:LEU:HD12	1.90	0.53
1:A:324:G:N1	1:A:327:A:OP2	2.41	0.52
1:A:781:A:H4'	1:A:1522:U:O2'	2.10	0.52
1:A:1175:G:H8	1:A:1175:G:OP2	1.92	0.52
1:A:1346:A:H5''	43:SA:120:ARG:HH12	1.73	0.52
2:B:733:G:N7	2:B:761:A:N7	2.57	0.52
2:B:1742:C:H5'	2:B:1743:G:OP2	2.09	0.52
2:B:2262:U:H5	24:X:16:SER:HB3	1.75	0.52
4:D:5:G:O2'	4:D:6:G:OP2	2.26	0.52
11:K:83:LYS:HB2	11:K:83:LYS:HZ2	1.73	0.52
15:O:60:LEU:HD21	15:O:64:ARG:NH1	2.24	0.52
31:EA:41:ARG:HD3	31:EA:45:ALA:HB2	1.91	0.52
36:LA:44:LEU:H	36:LA:44:LEU:HD12	1.74	0.52
40:PA:43:LEU:HB2	40:PA:60:PHE:HB2	1.90	0.52
55:EB:12:LYS:HB3	55:EB:18:TYR:HA	1.91	0.52
1:FB:708:C:P	45:ZC:85:ARG:HH22	2.31	0.52
1:FB:1130:A:H2'	1:FB:1131:G:C8	2.43	0.52
1:FB:1268:A:N3	1:FB:1326:C:O2'	2.43	0.52
1:FB:1394:A:H4'	1:FB:1395:C:OP2	2.09	0.52
2:GB:180:G:N2	2:GB:215:G:O6	2.42	0.52
2:GB:1288:U:C2	2:GB:1327:C:O2	2.62	0.52
2:GB:2661:G:H2'	2:GB:2662:A:C8	2.44	0.52

Continued on next page...

Continued from previous page...

Atom-1	Atom-2	Interatomic distance (Å)	Clash overlap (Å)
8:MB:4:ASP:OD2	8:MB:9:ARG:HD2	2.09	0.52
18:WB:31:SER:HB3	18:WB:34:LYS:HB2	1.91	0.52
22:AC:37:VAL:HG21	22:AC:72:VAL:HG21	1.91	0.52
4:NC:53:G:H22	4:NC:61:C:H42	1.55	0.52
38:SC:32:ALA:O	38:SC:36:ARG:N	2.38	0.52
53:HD:19:VAL:HA	53:HD:22:LEU:HB2	1.90	0.52
2:B:881:G:H1	2:B:895:U:H3	1.57	0.52
2:B:1009:A:OP2	2:B:1010:A:OP2	2.27	0.52
2:B:2602:A:H4'	2:B:2603:G:OP1	2.07	0.52
23:W:144:LEU:HD21	23:W:149:SER:HA	1.91	0.52
52:BB:54:ARG:HB3	52:BB:54:ARG:CZ	2.39	0.52
1:FB:501:C:H2'	1:FB:502:G:C8	2.44	0.52
2:GB:868:U:N3	2:GB:869:G:N7	2.57	0.52
2:GB:1014:U:H2'	2:GB:1015:G:C8	2.44	0.52
2:GB:1550:C:OP1	2:GB:1727:U:O2'	2.27	0.52
2:GB:2361:A:P	32:KC:26:LYS:NZ	2.82	0.52
6:KB:114:ALA:CB	6:KB:160:TYR:HB2	2.38	0.52
6:KB:147:PRO:HB2	6:KB:149:ARG:HG3	1.91	0.52
11:PB:4:TYR:HB2	18:WB:101:ARG:NH1	2.24	0.52
14:SB:134:ARG:NH1	23:BC:122:ARG:NE	2.57	0.52
19:XB:14:VAL:HB	19:XB:96:ILE:HG13	1.91	0.52
23:BC:125:LEU:HB3	23:BC:165:VAL:HG22	1.90	0.52
4:NC:23:C:H2'	4:NC:24:U:H6	1.74	0.52
4:NC:27:U:H2'	4:NC:28:C:C6	2.44	0.52
42:WC:25:ASP:OD1	42:WC:25:ASP:N	2.41	0.52
1:A:1309:G:O3'	47:WA:77:ASN:ND2	2.41	0.52
2:B:723:G:H2'	2:B:724:U:O4'	2.09	0.52
2:B:1042:G:C6	2:B:1043:C:N4	2.77	0.52
2:B:1379:A:H4'	2:B:1380:G:OP2	2.10	0.52
2:B:1614:A:N1	20:T:93:ALA:HB2	2.24	0.52
2:B:1688:U:O2	2:B:1700:A:H5'	2.09	0.52
2:B:2630:G:H1'	2:B:2894:G:H1'	1.92	0.52
2:B:2657:A:O3'	9:I:160:LYS:NZ	2.42	0.52
8:H:60:LEU:O	8:H:64:THR:OG1	2.15	0.52
15:O:21:TYR:HB3	15:O:47:PHE:CD2	2.45	0.52
17:Q:54:ARG:HA	17:Q:59:THR:HB	1.92	0.52
38:NA:8:VAL:O	38:NA:10:ARG:N	2.41	0.52
38:NA:33:MET:SD	38:NA:37:PRO:HA	2.48	0.52
38:NA:61:LYS:HB2	38:NA:203:VAL:HG13	1.91	0.52
44:TA:49:VAL:HG23	48:XA:41:ARG:HB2	1.91	0.52
49:YA:18:PHE:CE2	49:YA:21:ASP:HB2	2.44	0.52

Continued on next page...

Continued from previous page...

Atom-1	Atom-2	Interatomic distance (Å)	Clash overlap (Å)
1:FB:517:G:H8	1:FB:517:G:OP2	1.92	0.52
1:FB:574:A:HO2'	1:FB:882:C:HO2'	1.58	0.52
1:FB:660:G:H1	1:FB:745:C:H42	1.57	0.52
1:FB:1292:U:H2'	1:FB:1293:G:C8	2.44	0.52
1:FB:1427:U:H2'	1:FB:1428:A:C8	2.45	0.52
2:GB:264:C:O2'	2:GB:428:A:N1	2.40	0.52
2:GB:708:C:H5''	2:GB:709:U:OP2	2.09	0.52
2:GB:1175:U:H1'	2:GB:1176:G:N2	2.25	0.52
2:GB:2107:C:O2	2:GB:2182:G:N2	2.39	0.52
9:NB:56:SER:OG	9:NB:57:ASP:N	2.42	0.52
35:OC:159:TYR:HB2	35:OC:162:ILE:HG12	1.92	0.52
41:VC:35:LYS:HG2	41:VC:38:LEU:HB2	1.91	0.52
44:YC:46:ARG:HG3	44:YC:64:GLU:HB3	1.90	0.52
48:CD:24:CYS:HB3	48:CD:28:GLY:H	1.73	0.52
1:A:1040:U:H5'	1:A:1041:A:OP2	2.09	0.52
2:B:627:A:O4'	2:B:637:A:N6	2.41	0.52
2:B:1592:C:H2'	2:B:1593:G:H8	1.72	0.52
2:B:2735:G:H1	2:B:2769:C:H42	1.56	0.52
6:F:14:ILE:HB	17:Q:14:TYR:CE1	2.44	0.52
30:DA:9:LEU:HA	30:DA:54:ILE:HB	1.91	0.52
37:MA:150:LYS:HE2	37:MA:152:ILE:HD11	1.90	0.52
39:OA:136:MET:HA	39:OA:139:LEU:HD12	1.90	0.52
43:SA:70:LYS:O	43:SA:74:ILE:N	2.39	0.52
54:DB:86:ARG:HG2	54:DB:86:ARG:NH1	2.23	0.52
1:FB:452:A:O2'	1:FB:453:A:H8	1.92	0.52
1:FB:763:G:H2'	1:FB:764:C:C6	2.44	0.52
2:GB:320:A:H4'	2:GB:322:A:N7	2.24	0.52
2:GB:657:U:H2'	2:GB:658:C:C6	2.45	0.52
2:GB:1161:C:O2'	19:XB:8:GLY:HA2	2.10	0.52
2:GB:1328:G:H2'	2:GB:1330:C:C5	2.44	0.52
2:GB:1359:A:H2'	2:GB:1360:A:H5'	1.91	0.52
2:GB:2533:A:H2'	2:GB:2534:A:O4'	2.10	0.52
2:GB:2764:A:H5'	2:GB:2765:A:OP2	2.10	0.52
2:GB:2869:G:H2'	2:GB:2870:C:O4'	2.10	0.52
7:LB:10:PRO:CB	7:LB:17:ARG:HH12	2.22	0.52
10:OB:75:LEU:HD13	10:OB:105:HIS:HE2	1.73	0.52
14:SB:55:VAL:HG23	14:SB:64:ILE:HD12	1.90	0.52
1:A:1239:A:H5'	1:A:1241:G:H1'	1.91	0.52
1:A:1414:U:H3	1:A:1486:G:H1	1.57	0.52
2:B:1870:C:H2'	2:B:1871:A:O4'	2.10	0.52
2:B:2443:C:OP1	7:G:68:LYS:HD3	2.08	0.52

Continued on next page...

Continued from previous page...

Atom-1	Atom-2	Interatomic distance (Å)	Clash overlap (Å)
2:B:2805:G:H2'	2:B:2807:G:H5''	1.91	0.52
6:F:114:ALA:CB	6:F:160:TYR:HB2	2.39	0.52
10:J:2:LYS:HG2	10:J:20:ASP:HB2	1.92	0.52
16:P:83:LYS:O	16:P:85:VAL:HG23	2.09	0.52
4:IA:53:G:H22	4:IA:61:C:H42	1.56	0.52
37:MA:150:LYS:HB3	37:MA:201:TYR:HB2	1.90	0.52
39:OA:37:ARG:HH12	39:OA:111:GLU:CG	2.21	0.52
40:PA:67:MET:HE1	40:PA:75:LEU:HD13	1.91	0.52
40:PA:74:ASP:O	40:PA:77:ARG:HB3	2.09	0.52
46:VA:114:LYS:HA	46:VA:117:ARG:HD2	1.92	0.52
47:WA:108:ARG:NH1	47:WA:112:GLY:O	2.42	0.52
1:FB:54:C:N3	1:FB:357:G:N2	2.52	0.52
1:FB:867:G:OP2	1:FB:867:G:H8	1.93	0.52
1:FB:1070:U:H2'	1:FB:1071:C:H6	1.74	0.52
1:FB:1298:C:C5	41:VC:114:ARG:NH1	2.77	0.52
2:GB:2110:G:H4'	2:GB:2111:C:OP2	2.08	0.52
2:GB:2742:C:H42	2:GB:2762:G:H1	1.56	0.52
3:HB:111:U:H2'	3:HB:112:G:C8	2.44	0.52
6:KB:37:ARG:HH11	6:KB:42:ASP:CB	2.22	0.52
7:LB:164:ARG:HB3	7:LB:175:THR:HB	1.91	0.52
7:LB:195:ASP:HB3	7:LB:198:ALA:H	1.73	0.52
10:OB:38:LEU:O	10:OB:43:ASN:ND2	2.43	0.52
11:PB:96:GLU:N	11:PB:96:GLU:OE2	2.43	0.52
35:OC:186:ARG:HA	35:PC:313:PRO:HD2	1.91	0.52
1:A:56:U:H2'	1:A:57:G:H8	1.74	0.52
1:A:102:G:OP1	54:DB:17:ARG:NH2	2.42	0.52
1:A:587:G:H8	1:A:587:G:O5'	1.92	0.52
1:A:1268:A:N3	1:A:1326:C:O2'	2.42	0.52
2:B:600:G:H5'	7:G:32:LEU:HD13	1.91	0.52
2:B:2111:C:N4	2:B:2145:C:O2'	2.42	0.52
2:B:2809:A:OP2	2:B:2891:G:N2	2.42	0.52
6:F:56:PRO:HG2	6:F:57:LYS:HZ2	1.73	0.52
8:H:122:PRO:HB3	8:H:170:ARG:HH21	1.74	0.52
12:L:87:ILE:HG22	12:L:93:PRO:HA	1.92	0.52
39:OA:17:ALA:HB2	39:OA:26:PHE:HD1	1.74	0.52
39:OA:37:ARG:HH12	39:OA:111:GLU:HB3	1.75	0.52
41:QA:49:ILE:HG22	41:QA:53:LYS:HG3	1.91	0.52
47:WA:31:LYS:NZ	47:WA:31:LYS:HA	2.25	0.52
1:FB:1510:U:H2'	1:FB:1511:G:C8	2.45	0.52
2:GB:1292:U:H2'	2:GB:1293:C:H6	1.74	0.52
2:GB:2376:A:H2'	2:GB:2377:A:O4'	2.10	0.52

Continued on next page...

Continued from previous page...

Atom-1	Atom-2	Interatomic distance (Å)	Clash overlap (Å)
13:RB:107:LYS:HB2	13:RB:110:TYR:CD2	2.45	0.52
39:TC:37:ARG:HH12	39:TC:111:GLU:HB3	1.75	0.52
1:A:146:G:H2'	1:A:147:G:C8	2.43	0.52
1:A:1292:U:H2'	1:A:1293:G:C8	2.45	0.52
2:B:106:C:H1'	22:V:1:MET:HG2	1.92	0.52
2:B:662:G:H2'	2:B:663:G:H8	1.75	0.52
2:B:1568:G:P	5:E:63:ARG:HH22	2.32	0.52
9:I:148:ILE:HA	9:I:151:ILE:HG13	1.92	0.52
11:K:12:ARG:HB3	11:K:50:ASP:OD1	2.10	0.52
12:L:119:PRO:HB2	17:Q:68:TYR:CE2	2.45	0.52
44:TA:8:LEU:HD23	44:TA:96:ILE:HG23	1.91	0.52
1:FB:524:G:H2'	1:FB:525:C:C6	2.44	0.52
1:FB:539:A:H2'	1:FB:540:G:H8	1.70	0.52
1:FB:671:G:O2'	40:UC:80:ARG:NH2	2.41	0.52
2:GB:270(A):A:OP2	2:GB:270(Z):G:N1	2.42	0.52
2:GB:528:A:C2	2:GB:2043:C:H4'	2.45	0.52
2:GB:1257:C:H4'	7:LB:83:PHE:CE1	2.44	0.52
2:GB:1538:G:H2'	2:GB:1539:G:H8	1.74	0.52
2:GB:2139:C:H5	2:GB:2153:G:H21	1.55	0.52
7:LB:36:VAL:HG11	7:LB:183:VAL:HG11	1.90	0.52
12:QB:63:VAL:HG11	12:QB:85:VAL:HG23	1.91	0.52
37:RC:64:VAL:HG22	37:RC:66:VAL:HG13	1.92	0.52
46:AD:117:ARG:NH2	46:AD:123:LYS:O	2.38	0.52
1:A:116:A:H61	1:A:313:A:H1'	1.75	0.52
1:A:743:U:H2'	1:A:744:C:C6	2.45	0.52
1:A:954:G:H2'	1:A:955:U:O4'	2.10	0.52
1:A:997:U:H3'	1:A:998(A):G:H8	1.75	0.52
1:A:1095:U:P	1:A:1108:G:H1	2.33	0.52
1:A:1305:G:N2	1:A:1331:G:H1'	2.24	0.52
2:B:140:A:H8	2:B:1408:C:O2'	1.93	0.52
2:B:372:G:N2	2:B:400:G:H2'	2.24	0.52
2:B:588:U:H2'	2:B:589:C:C6	2.44	0.52
2:B:630:G:N2	2:B:633:A:OP2	2.38	0.52
2:B:716:A:C2	2:B:717:G:H1'	2.45	0.52
2:B:833:U:H1'	13:M:55:ARG:HH21	1.73	0.52
2:B:1045:A:H5''	2:B:1046:A:C5'	2.38	0.52
2:B:2110:G:H4'	2:B:2111:C:OP2	2.07	0.52
2:B:2345:G:OP2	30:DA:38:LYS:HD3	2.10	0.52
5:E:133:LEU:HB2	5:E:173:VAL:HG21	1.92	0.52
6:F:96:PHE:HA	6:F:100:GLU:OE2	2.10	0.52
7:G:64:ILE:HD12	7:G:65:TRP:H	1.74	0.52

Continued on next page...

Continued from previous page...

Atom-1	Atom-2	Interatomic distance (Å)	Clash overlap (Å)
8:H:115:ARG:O	8:H:136:ARG:NH2	2.40	0.52
25:Y:52:ARG:HH21	25:Y:57:GLU:HG3	1.75	0.52
26:Z:59:ARG:HH11	26:Z:59:ARG:HB2	1.74	0.52
36:LA:79:ASP:HA	36:LA:82:ARG:HB3	1.92	0.52
42:RA:12:ARG:HD3	42:RA:25:ASP:O	2.09	0.52
43:SA:110:GLU:OE2	43:SA:119:ALA:HB1	2.09	0.52
1:FB:394:G:H2'	1:FB:395:C:C6	2.45	0.52
1:FB:1414:U:H3	1:FB:1486:G:H1	1.57	0.52
2:GB:1167:U:H2'	2:GB:1168:G:C8	2.44	0.52
2:GB:1406:U:H2'	2:GB:1407:C:C6	2.45	0.52
2:GB:2407:G:N2	2:GB:2408:U:H1'	2.24	0.52
8:MB:122:PRO:HB3	8:MB:170:ARG:HH21	1.74	0.52
8:MB:165:THR:HB	8:MB:168:GLU:OE2	2.09	0.52
23:BC:56:VAL:HA	23:BC:70:LEU:HD23	1.92	0.52
37:RC:11:ARG:HA	37:RC:14:ILE:HB	1.92	0.52
41:VC:20:ASP:OD2	41:VC:22:LEU:HD23	2.10	0.52
44:YC:8:LEU:HD23	44:YC:96:ILE:HG23	1.90	0.52
50:ED:57:ARG:NH2	50:ED:79:VAL:O	2.42	0.52
1:A:865:A:H5'	1:A:1078:U:C5	2.45	0.52
1:A:1292:U:H2'	1:A:1293:G:H8	1.75	0.52
2:B:363(G):A:H8	2:B:363(G):A:OP2	1.93	0.52
2:B:1323:U:OP1	20:T:84:ARG:HD2	2.10	0.52
2:B:1753:G:C8	17:Q:113:LYS:NZ	2.78	0.52
7:G:144:LYS:HB2	7:G:144:LYS:NZ	2.25	0.52
8:H:118:ARG:HH12	28:BA:41:PRO:HB2	1.75	0.52
22:V:102:CYS:SG	22:V:104:GLY:N	2.83	0.52
35:KA:307:ASN:HA	35:KA:321:ARG:HH12	1.75	0.52
40:PA:11:ASN:HB3	40:PA:14:LEU:HD11	1.92	0.52
48:XA:27:CYS:HB3	48:XA:43:CYS:SG	2.50	0.52
1:FB:1284:C:H3'	1:FB:1285:A:H8	1.74	0.52
2:GB:529:A:H62	2:GB:2041:U:H3	1.56	0.52
2:GB:637:A:OP2	13:RB:116:GLY:N	2.36	0.52
2:GB:805:G:OP2	13:RB:41:ARG:HG3	2.10	0.52
2:GB:2037:G:H2'	2:GB:2038:G:C8	2.45	0.52
2:GB:2369:A:H2'	2:GB:2370:G:C8	2.45	0.52
2:GB:2489:G:O6	2:GB:2490:G:N1	2.43	0.52
5:JB:274:ARG:HH11	5:JB:274:ARG:HG2	1.75	0.52
6:KB:56:PRO:HG2	6:KB:57:LYS:HZ2	1.75	0.52
6:KB:59:VAL:HG11	6:KB:64:LYS:HD3	1.92	0.52
7:LB:125:LEU:HD21	7:LB:199:TRP:CG	2.45	0.52
9:NB:16:SER:OG	9:NB:17:VAL:N	2.43	0.52

Continued on next page...

Continued from previous page...

Atom-1	Atom-2	Interatomic distance (Å)	Clash overlap (Å)
9:NB:137:ASP:HB3	9:NB:140:LYS:HB3	1.92	0.52
38:SC:139:ARG:HH11	38:SC:139:ARG:HG3	1.74	0.52
39:TC:102:ALA:HB2	39:TC:120:THR:HG21	1.92	0.52
47:BD:96:LEU:O	47:BD:110:ARG:NH2	2.42	0.52
1:A:575:G:O2'	1:A:821:G:H5''	2.10	0.52
1:A:600:C:H2'	1:A:601:C:C6	2.45	0.52
2:B:11:G:H22	2:B:2628:C:P	2.33	0.52
2:B:528:A:C2	2:B:2043:C:H4'	2.44	0.52
2:B:686:G:O6	31:EA:12:ARG:NH1	2.43	0.52
2:B:1414:G:H1	2:B:1588:C:H42	1.57	0.52
2:B:1733:G:H2'	2:B:1734:C:O4'	2.10	0.52
12:L:111:PHE:O	12:L:114:ILE:HG12	2.09	0.52
13:M:107:LYS:HB2	13:M:110:TYR:CD2	2.45	0.52
36:LA:61:LEU:HA	36:LA:64:ARG:HG2	1.91	0.52
46:VA:89:ARG:HH12	46:VA:95:GLY:N	2.06	0.52
54:DB:57:ARG:HH11	54:DB:102:GLY:HA3	1.75	0.52
1:FB:191(D):U:H2'	1:FB:191(E):G:C8	2.44	0.52
1:FB:1239:A:H5'	1:FB:1241:G:H1'	1.92	0.52
2:GB:2233:U:H2'	2:GB:2234:G:C8	2.46	0.52
4:IB:4:G:H1	4:IB:69:C:H42	1.57	0.52
5:JB:17:THR:O	5:JB:211:ARG:NH2	2.43	0.52
6:KB:14:ILE:HB	17:VB:14:TYR:CE1	2.45	0.52
6:KB:143:ASN:HD22	6:KB:147:PRO:HD3	1.74	0.52
7:LB:53:THR:H	7:LB:56:GLU:HG3	1.75	0.52
7:LB:167:ALA:HB1	7:LB:173:VAL:HG11	1.92	0.52
18:WB:106:PHE:HA	18:WB:109:LEU:HD12	1.91	0.52
35:PC:311:ASN:O	35:PC:315:GLY:N	2.43	0.52
36:QC:61:LEU:HA	36:QC:64:ARG:HG2	1.91	0.52
37:RC:69:HIS:HA	37:RC:104:GLN:HB2	1.92	0.52
53:HD:28:LYS:NZ	53:HD:30:LEU:HD11	2.25	0.52
1:A:424:G:H8	1:A:424:G:OP2	1.92	0.51
1:A:948:C:H42	1:A:1233:G:H1	1.58	0.51
1:A:1130:A:H2'	1:A:1131:G:C8	2.43	0.51
2:B:612:G:N2	2:B:616:A:O2'	2.42	0.51
2:B:1074:G:N2	2:B:1095:A:O2'	2.42	0.51
2:B:1218:C:H42	2:B:1231:G:H1	1.57	0.51
2:B:1515:C:H2'	2:B:1516:U:C6	2.45	0.51
4:D:19:G:HO2'	4:D:20:U:P	2.33	0.51
7:G:36:VAL:HG11	7:G:183:VAL:HG11	1.91	0.51
7:G:64:ILE:HD13	7:G:65:TRP:CE3	2.45	0.51
14:N:34:LEU:HD11	14:N:129:THR:HB	1.91	0.51

Continued on next page...

Continued from previous page...

Atom-1	Atom-2	Interatomic distance (Å)	Clash overlap (Å)
32:FA:6:THR:HG22	32:FA:62:LEU:HA	1.91	0.51
36:LA:209:ARG:HA	36:LA:237:ALA:HB1	1.92	0.51
41:QA:120:ILE:O	41:QA:124:LEU:HB2	2.11	0.51
42:RA:5:PRO:HG2	42:RA:6:ILE:HD12	1.92	0.51
54:DB:10:LEU:HD12	54:DB:11:SER:H	1.74	0.51
1:FB:885:G:H1	1:FB:912:C:H42	1.59	0.51
1:FB:932:C:H5''	41:VC:4:ARG:CZ	2.40	0.51
1:FB:977:A:H2'	1:FB:978:A:H5''	1.92	0.51
1:FB:1292:U:H2'	1:FB:1293:G:H8	1.75	0.51
2:GB:64:A:C5	21:ZB:66:LEU:HD13	2.45	0.51
2:GB:1449(B):A:H2	2:GB:1530:G:H1'	1.74	0.51
2:GB:1598:C:H2'	2:GB:1599:C:H6	1.75	0.51
2:GB:2163:C:H5'	2:GB:2164:C:H5''	1.92	0.51
2:GB:2602:A:H4'	2:GB:2603:G:OP1	2.09	0.51
8:MB:39:ILE:HB	8:MB:92:VAL:HG13	1.91	0.51
20:YB:10:VAL:HG12	20:YB:12:ILE:HG22	1.91	0.51
32:KC:6:THR:HG22	32:KC:62:LEU:HA	1.93	0.51
36:QC:79:ASP:HA	36:QC:82:ARG:HB3	1.92	0.51
38:SC:140:VAL:HG13	38:SC:144:ASP:OD2	2.10	0.51
41:VC:12:LEU:HB2	41:VC:21:VAL:HG13	1.92	0.51
1:A:1121:U:H2'	1:A:1122:U:C6	2.45	0.51
1:A:1179:A:H5'	43:SA:97:LYS:HE2	1.92	0.51
2:B:906:G:O3'	14:N:67:ARG:NH2	2.42	0.51
2:B:994:C:O2'	2:B:996:A:OP1	2.17	0.51
2:B:1131:G:HO2'	2:B:1132:A:H8	1.59	0.51
2:B:2303:G:H22	2:B:2313:C:N4	2.07	0.51
2:B:2376:A:H2'	2:B:2377:A:O4'	2.10	0.51
3:C:111:U:H2'	3:C:112:G:C8	2.45	0.51
7:G:120:GLU:OE1	13:M:1:MET:N	2.42	0.51
7:G:201:VAL:O	7:G:205:ARG:N	2.43	0.51
10:J:97:ILE:HD12	10:J:142:VAL:HG11	1.92	0.51
15:O:8:ARG:NH1	15:O:39:PRO:HA	2.25	0.51
21:U:8:ILE:O	26:Z:36:ARG:NH2	2.43	0.51
38:NA:94:LEU:HD11	38:NA:200:GLU:HG3	1.92	0.51
43:SA:84:ALA:O	43:SA:88:TYR:HB3	2.10	0.51
44:TA:46:ARG:HG3	44:TA:64:GLU:HB3	1.92	0.51
47:WA:31:LYS:HA	47:WA:31:LYS:HZ3	1.75	0.51
2:GB:226:G:H1'	2:GB:227:A:C8	2.44	0.51
2:GB:910:A:H62	14:SB:12:GLN:HA	1.75	0.51
2:GB:2361:A:O5'	32:KC:27:THR:OG1	2.28	0.51
7:LB:9:ILE:HG21	7:LB:123:LEU:HD23	1.92	0.51

Continued on next page...

Continued from previous page...

Atom-1	Atom-2	Interatomic distance (Å)	Clash overlap (Å)
10:OB:9:LEU:HD13	10:OB:10:GLU:O	2.10	0.51
17:VB:74:ARG:HG2	17:VB:76:PHE:CZ	2.45	0.51
18:WB:28:ARG:HA	18:WB:34:LYS:HB3	1.92	0.51
29:HC:6:VAL:HG13	29:HC:7:PRO:HD2	1.91	0.51
31:JC:12:ARG:HD3	31:JC:46:VAL:HG13	1.92	0.51
38:SC:110:PHE:N	38:SC:110:PHE:CD2	2.77	0.51
39:TC:125:SER:OG	39:TC:126:ARG:N	2.43	0.51
1:A:1517:G:H1'	2:B:1919:A:O3'	2.10	0.51
2:B:628:G:H5''	32:FA:18:ALA:HB2	1.93	0.51
2:B:721:C:H2'	2:B:722:A:H8	1.75	0.51
2:B:751:A:H5'	20:T:90:ARG:HA	1.92	0.51
2:B:1639:U:H4'	2:B:2699:C:H4'	1.91	0.51
2:B:2336:A:H3'	2:B:2337:G:C8	2.45	0.51
2:B:2361:A:P	32:FA:26:LYS:NZ	2.83	0.51
7:G:123:LEU:HD12	7:G:124:LEU:H	1.75	0.51
7:G:165:ARG:O	7:G:168:ARG:HB2	2.09	0.51
10:J:29:TYR:O	10:J:33:ARG:HD2	2.10	0.51
36:LA:118:LEU:HD13	36:LA:142:LEU:HB2	1.92	0.51
43:SA:36:TYR:HE2	43:SA:65:VAL:HG11	1.75	0.51
1:FB:147:G:H1	1:FB:175:C:N4	2.05	0.51
1:FB:952:U:H2'	1:FB:953:G:H8	1.76	0.51
1:FB:1179:A:H5'	43:XC:97:LYS:HE2	1.92	0.51
2:GB:140:A:C8	2:GB:1408:C:O2'	2.59	0.51
2:GB:1998:G:O2'	2:GB:2724:C:O2'	2.27	0.51
6:KB:38:THR:HB	6:KB:40:GLU:HG2	1.92	0.51
14:SB:21:THR:OG1	14:SB:22:LYS:N	2.44	0.51
17:VB:64:ARG:NH1	17:VB:103:ARG:HG2	2.18	0.51
21:ZB:11:PRO:HB3	21:ZB:92:LEU:HD11	1.92	0.51
28:GC:21:VAL:O	28:GC:23:GLU:N	2.43	0.51
43:XC:70:LYS:O	43:XC:74:ILE:N	2.40	0.51
43:XC:70:LYS:O	43:XC:73:GLN:HG2	2.11	0.51
54:ID:56:MET:SD	54:ID:88:VAL:HG11	2.51	0.51
1:A:1318:A:H4'	53:CB:10:PHE:CE2	2.45	0.51
2:B:274:G:H1'	2:B:363(A):G:H22	1.76	0.51
2:B:321:G:C2	2:B:341:G:H4'	2.46	0.51
2:B:994:C:H3'	18:R:54:LYS:HE3	1.92	0.51
2:B:2012:G:OP2	20:T:16:LYS:NZ	2.43	0.51
3:C:4:C:H42	3:C:116:G:H1	1.57	0.51
7:G:146:ALA:O	7:G:148:LEU:HG	2.10	0.51
23:W:80:ARG:CG	23:W:82:ARG:HH12	2.24	0.51
4:IA:27:U:H2'	4:IA:28:C:C6	2.46	0.51

Continued on next page...

Continued from previous page...

Atom-1	Atom-2	Interatomic distance (Å)	Clash overlap (Å)
36:LA:69:LEU:O	36:LA:163:PHE:N	2.43	0.51
1:FB:511:C:N3	1:FB:541:G:N2	2.58	0.51
1:FB:767:A:H2'	1:FB:768:A:O4'	2.10	0.51
4:IB:35:A:H61	34:MC:13:A:H62	1.59	0.51
9:NB:38:SER:OG	9:NB:40:GLU:OE1	2.25	0.51
11:PB:12:ARG:HB3	11:PB:50:ASP:OD1	2.11	0.51
30:IC:9:LEU:HA	30:IC:54:ILE:HB	1.92	0.51
35:PC:307:ASN:HA	35:PC:321:ARG:HH12	1.75	0.51
36:QC:53:ARG:HH12	36:QC:199:TYR:HA	1.74	0.51
43:XC:84:ALA:O	43:XC:88:TYR:HB3	2.10	0.51
1:A:287:U:H2'	1:A:288:A:C8	2.45	0.51
1:A:517:G:H8	1:A:517:G:OP2	1.93	0.51
1:A:804:U:H5''	1:A:805:C:OP2	2.10	0.51
1:A:1013:G:O2'	1:A:1015:A:N7	2.39	0.51
2:B:974(B):C:OP2	2:B:974(B):C:H4'	2.10	0.51
2:B:1506:C:H2'	2:B:1508:A:C8	2.45	0.51
6:F:14:ILE:HG13	6:F:21:VAL:HG13	1.92	0.51
18:R:53:ARG:HA	18:R:56:ASP:OD2	2.10	0.51
20:T:27:LYS:HD3	20:T:31:GLU:OE2	2.11	0.51
22:V:8:LYS:HZ1	22:V:97:ARG:HD3	1.75	0.51
41:QA:35:LYS:HG2	41:QA:38:LEU:HB2	1.92	0.51
45:UA:34:ASP:OD1	45:UA:38:ASN:HB2	2.11	0.51
1:FB:600:C:H2'	1:FB:601:C:C6	2.46	0.51
1:FB:669:U:OP1	49:DD:48:LYS:NZ	2.27	0.51
1:FB:954:G:H2'	1:FB:955:U:O4'	2.10	0.51
1:FB:1321:C:H1'	53:HD:77:THR:HG21	1.93	0.51
2:GB:6:A:H2'	2:GB:7:G:O4'	2.11	0.51
2:GB:539:G:H2'	2:GB:540:G:C8	2.45	0.51
2:GB:699:A:H2'	2:GB:700:G:O4'	2.11	0.51
2:GB:1494:A:H2'	2:GB:1495:A:C8	2.46	0.51
2:GB:1991:U:H2'	2:GB:1992:G:H5''	1.92	0.51
2:GB:2324:C:O2'	2:GB:2337:G:H5''	2.09	0.51
2:GB:2758:A:C4	9:NB:67:LEU:HD21	2.46	0.51
2:GB:2821:A:OP1	6:KB:110:GLY:N	2.43	0.51
36:QC:145:LEU:HD23	36:QC:149:LEU:HD23	1.93	0.51
37:RC:57:ILE:HD12	37:RC:66:VAL:HG12	1.92	0.51
53:HD:40:ILE:HD12	53:HD:66:MET:HB3	1.90	0.51
1:A:668:G:H1	1:A:738:C:H42	1.59	0.51
1:A:688:G:H2'	1:A:689:C:C6	2.46	0.51
1:A:1098:C:H2'	1:A:1099:G:O4'	2.10	0.51
2:B:270(F):G:H1	2:B:270(V):C:H42	1.56	0.51

Continued on next page...

Continued from previous page...

Atom-1	Atom-2	Interatomic distance (Å)	Clash overlap (Å)
2:B:1479:G:H5''	2:B:1560:G:H4'	1.92	0.51
2:B:2016:U:O2	29:CA:7:PRO:HG2	2.10	0.51
5:E:52:ARG:CZ	5:E:53:PHE:HE2	2.24	0.51
7:G:9:ILE:HG21	7:G:123:LEU:HD23	1.93	0.51
21:U:60:ARG:NH1	31:EA:47:ARG:HH22	2.08	0.51
23:W:105:VAL:HG11	23:W:138:GLU:HG2	1.93	0.51
53:CB:40:ILE:HD12	53:CB:66:MET:HB3	1.92	0.51
1:FB:504:C:N4	46:AD:115:LYS:NZ	2.54	0.51
1:FB:791:G:N2	1:FB:1497:G:O3'	2.43	0.51
1:FB:1262:C:OP2	55:JD:25:LYS:HD2	2.11	0.51
1:FB:1318:A:H4'	53:HD:10:PHE:CE2	2.46	0.51
2:GB:637:A:C8	13:RB:117:GLU:HG3	2.46	0.51
2:GB:733:G:O6	2:GB:761:A:C8	2.64	0.51
2:GB:1789:A:H2'	2:GB:1790:C:O4'	2.11	0.51
2:GB:2016:U:H6	2:GB:2016:U:O5'	1.94	0.51
2:GB:2286:A:OP1	30:IC:29:ASN:ND2	2.44	0.51
11:PB:12:ARG:HD3	11:PB:50:ASP:OD2	2.11	0.51
17:VB:35:LYS:NZ	17:VB:37:GLY:O	2.28	0.51
18:WB:58:ARG:HH11	18:WB:58:ARG:CG	2.18	0.51
28:GC:16:CYS:SG	28:GC:33:VAL:HB	2.50	0.51
30:IC:9:LEU:HD21	30:IC:25:LYS:HB3	1.93	0.51
36:QC:71:VAL:HB	36:QC:164:VAL:HG22	1.92	0.51
40:UC:3:ARG:HH11	40:UC:3:ARG:CB	2.22	0.51
42:WC:19:VAL:HG23	42:WC:21:LYS:HG2	1.92	0.51
49:DD:8:LYS:NZ	49:DD:31:LEU:HD21	2.24	0.51
1:A:337:C:H2'	1:A:338:A:C8	2.46	0.51
1:A:574:A:N3	1:A:883:C:H1'	2.26	0.51
1:A:618:C:H5'	1:A:619:U:H5''	1.93	0.51
1:A:659:U:OP1	49:YA:5:LYS:NZ	2.44	0.51
1:A:974:A:H8	1:A:974:A:OP1	1.93	0.51
1:A:1421:G:C2	1:A:1480:G:C2	2.99	0.51
2:B:96:G:H4'	26:Z:48:HIS:CD2	2.46	0.51
2:B:735:A:H3'	2:B:736:C:H6	1.76	0.51
2:B:918:A:C5	2:B:919:G:H1'	2.46	0.51
2:B:1113:U:H2'	2:B:1114:G:C8	2.46	0.51
2:B:1594:G:H2'	2:B:1595:G:O4'	2.11	0.51
7:G:164:ARG:HB3	7:G:175:THR:HB	1.92	0.51
8:H:34:LEU:HD23	8:H:161:THR:HB	1.93	0.51
36:LA:145:LEU:HD23	36:LA:149:LEU:HD23	1.93	0.51
41:QA:126:ASP:HB3	41:QA:131:LYS:O	2.11	0.51
1:FB:551:U:H2'	1:FB:552:U:C6	2.46	0.51

Continued on next page...

Continued from previous page...

Atom-1	Atom-2	Interatomic distance (Å)	Clash overlap (Å)
1:FB:977:A:O2'	1:FB:979:C:OP2	2.25	0.51
1:FB:997:U:H3'	1:FB:998(A):G:H8	1.76	0.51
1:FB:1230:C:H2'	1:FB:1231:G:H8	1.74	0.51
1:FB:1271:G:H2'	1:FB:1272:G:H8	1.74	0.51
1:FB:1289:A:N1	1:FB:1371:G:O2'	2.37	0.51
2:GB:1009:A:OP2	2:GB:1010:A:OP2	2.29	0.51
2:GB:1316:U:H2'	2:GB:1317:A:H8	1.74	0.51
57:GB:9001:BLS:H2'	4:NC:76:A:N3	2.26	0.51
5:JB:79:VAL:HG12	5:JB:113:VAL:HA	1.93	0.51
8:MB:118:ARG:HH12	28:GC:41:PRO:HB2	1.76	0.51
12:QB:17:ARG:HA	12:QB:17:ARG:HE	1.76	0.51
36:QC:187:LEU:HD12	36:QC:203:GLY:HA3	1.92	0.51
38:SC:28:SER:OG	38:SC:30:LYS:HB2	2.11	0.51
41:VC:120:ILE:O	41:VC:124:LEU:HB2	2.10	0.51
43:XC:42:ARG:NH1	43:XC:75:ASP:OD2	2.42	0.51
46:AD:124:LYS:HG3	46:AD:125:PRO:HD2	1.92	0.51
49:DD:18:PHE:CE2	49:DD:21:ASP:HB2	2.44	0.51
1:A:312:C:H2'	1:A:313:A:H8	1.74	0.51
1:A:1510:U:H2'	1:A:1511:G:C8	2.46	0.51
2:B:366:C:OP2	2:B:403:U:O2'	2.28	0.51
2:B:507:A:HO2'	2:B:508:G:P	2.31	0.51
2:B:1328:G:H2'	2:B:1330:C:C5	2.46	0.51
2:B:1449(B):A:H2	2:B:1530:G:H1'	1.75	0.51
2:B:1789:A:H2'	2:B:1790:C:O4'	2.11	0.51
2:B:2099:U:H2'	2:B:2100:G:H8	1.75	0.51
2:B:2317:C:H2'	2:B:2318:G:C5'	2.40	0.51
21:U:5:TYR:CE1	26:Z:30:ARG:HG3	2.46	0.51
31:EA:47:ARG:HA	31:EA:48:LYS:NZ	2.26	0.51
37:MA:179:ARG:HG2	37:MA:206:GLU:HB3	1.92	0.51
47:WA:110:ARG:HH11	47:WA:110:ARG:HA	1.76	0.51
1:FB:8:A:C5	38:SC:209:ARG:HG3	2.46	0.51
1:FB:444:C:H2'	1:FB:445:G:C8	2.46	0.51
2:GB:2766:G:H2'	2:GB:2766:G:N3	2.26	0.51
7:LB:206:ILE:HG22	7:LB:207:GLY:H	1.76	0.51
10:OB:109:ILE:HB	10:OB:130:TYR:CZ	2.46	0.51
28:GC:41:PRO:HB3	28:GC:47:GLN:HG2	1.93	0.51
39:TC:57:LYS:HE3	39:TC:61:TYR:CE2	2.46	0.51
39:TC:87:SER:HB3	39:TC:131:ILE:HD13	1.92	0.51
40:UC:46:ARG:HB2	40:UC:60:PHE:CE1	2.46	0.51
40:UC:61:LEU:HD23	40:UC:63:TYR:HE2	1.76	0.51
44:YC:51:ARG:HG3	44:YC:60:ARG:HA	1.93	0.51

Continued on next page...

Continued from previous page...

Atom-1	Atom-2	Interatomic distance (Å)	Clash overlap (Å)
46:AD:47:LYS:HG2	46:AD:48:PRO:HA	1.93	0.51
55:JD:12:LYS:NZ	55:JD:19:GLY:H	2.09	0.51
1:A:298:A:H2'	1:A:299:G:O4'	2.11	0.51
1:A:1080:A:H5''	1:A:1081:G:OP2	2.10	0.51
2:B:434:U:H1'	2:B:435:C:H5	1.75	0.51
2:B:539:G:H2'	2:B:540:G:C8	2.46	0.51
2:B:637:A:C8	13:M:117:GLU:HG3	2.46	0.51
2:B:1278:A:OP1	15:O:36:THR:HG23	2.11	0.51
2:B:2396:G:H5'	25:Y:25:LYS:HE2	1.93	0.51
2:B:2766:G:H2'	2:B:2766:G:N3	2.26	0.51
10:J:66:GLU:OE2	10:J:69:LYS:HG2	2.11	0.51
16:P:49:VAL:HG21	16:P:76:LYS:HG2	1.92	0.51
27:AA:44:ARG:HH11	27:AA:44:ARG:CB	2.23	0.51
35:KA:342:GLU:OE2	35:KA:345:ILE:HD11	2.10	0.51
1:FB:582:U:C2	1:FB:760:G:C6	2.99	0.51
1:FB:1298:C:H5	41:VC:114:ARG:NH1	2.07	0.51
2:GB:244:A:C2	2:GB:255:A:C4	2.99	0.51
6:KB:2:LYS:HA	6:KB:84:PHE:CD1	2.46	0.51
13:RB:126:VAL:HA	13:RB:146:VAL:O	2.11	0.51
37:RC:72:LYS:HE3	37:RC:73:PRO:HD2	1.93	0.51
40:UC:15:ASP:CG	40:UC:18:GLN:HB2	2.30	0.51
40:UC:33:TYR:HD2	40:UC:75:LEU:HA	1.75	0.51
41:VC:69:VAL:HG12	41:VC:103:TRP:HE3	1.75	0.51
1:A:498:A:H4'	1:A:500:G:OP1	2.09	0.51
1:A:559:A:H4'	1:A:560:U:H5''	1.92	0.51
1:A:1272:G:C2	1:A:1273:G:H1'	2.46	0.51
1:A:1348:U:C2	1:A:1349:A:C8	2.99	0.51
1:A:1423:G:OP1	12:L:49:ARG:NH2	2.41	0.51
2:B:1991:U:H2'	2:B:1992:G:H5''	1.94	0.51
2:B:2099:U:H2'	2:B:2100:G:C8	2.46	0.51
2:B:2192:G:OP2	2:B:2192:G:C8	2.64	0.51
2:B:2757:A:N1	9:I:67:LEU:HD22	2.26	0.51
7:G:78:ILE:HA	7:G:83:PHE:CD2	2.46	0.51
15:O:54:LEU:HD21	15:O:65:LEU:HB3	1.93	0.51
26:Z:17:SER:H	26:Z:20:GLU:CD	2.14	0.51
28:BA:11:PRO:HA	28:BA:25:TYR:HA	1.93	0.51
35:KA:311:ASN:O	35:KA:315:GLY:N	2.44	0.51
39:OA:17:ALA:HA	39:OA:26:PHE:HA	1.92	0.51
47:WA:96:LEU:O	47:WA:110:ARG:NH2	2.43	0.51
1:FB:210:U:O2'	1:FB:216:G:OP2	2.24	0.51
1:FB:251:G:N1	1:FB:266:G:O6	2.43	0.51

Continued on next page...

Continued from previous page...

Atom-1	Atom-2	Interatomic distance (Å)	Clash overlap (Å)
1:FB:1328:C:H2'	1:FB:1329:A:O4'	2.11	0.51
1:FB:1493:A:N3	35:OC:119:THR:HG23	2.26	0.51
2:GB:991:C:OP2	2:GB:1186:G:H5'	2.11	0.51
2:GB:2394:C:N3	4:IB:76:A:O2'	2.41	0.51
2:GB:2833:G:H4'	2:GB:2834:G:OP2	2.11	0.51
5:JB:183:ARG:HH11	5:JB:183:ARG:HG2	1.76	0.51
5:JB:202:LYS:HG3	5:JB:203:ASN:OD1	2.11	0.51
5:JB:206:LEU:HD22	5:JB:211:ARG:HG2	1.93	0.51
10:OB:39:ALA:HB1	10:OB:44:LEU:HD13	1.91	0.51
14:SB:17:LEU:HD21	14:SB:41:TRP:HE1	1.75	0.51
16:UB:71:ARG:HD3	16:UB:107:GLU:OE2	2.11	0.51
17:VB:134:GLU:HG2	17:VB:135:VAL:H	1.74	0.51
20:YB:88:ARG:HG3	20:YB:94:ASP:OD2	2.11	0.51
29:HC:52:TYR:HB3	29:HC:57:VAL:HG21	1.92	0.51
31:JC:47:ARG:HA	31:JC:48:LYS:HZ3	1.76	0.51
42:WC:12:ARG:HD3	42:WC:25:ASP:O	2.11	0.51
43:XC:26:VAL:HA	43:XC:61:ALA:HB3	1.93	0.51
43:XC:93:ARG:HH12	43:XC:97:LYS:CD	2.23	0.51
43:XC:93:ARG:NH1	43:XC:97:LYS:HD3	2.25	0.51
1:A:394:G:H2'	1:A:395:C:C6	2.46	0.50
1:A:554:C:H2'	1:A:555:C:C6	2.46	0.50
2:B:1288:U:C2	2:B:1327:C:O2	2.65	0.50
2:B:1405:U:H2'	2:B:1406:U:C6	2.46	0.50
2:B:2377:A:H2'	2:B:2378:A:C8	2.46	0.50
4:D:41:C:H2'	4:D:42:G:H8	1.76	0.50
35:JA:186:ARG:HA	35:KA:313:PRO:HD2	1.92	0.50
1:FB:238:G:P	51:FD:25:ARG:HH22	2.34	0.50
1:FB:287:U:H2'	1:FB:288:A:C8	2.46	0.50
1:FB:967:5MC:H2'	1:FB:968:A:N7	2.26	0.50
1:FB:1010:G:N2	1:FB:1020:U:H1'	2.26	0.50
2:GB:26:G:C6	2:GB:27:G:N1	2.79	0.50
2:GB:579:G:H2'	2:GB:580:C:C6	2.47	0.50
2:GB:1491:G:H2'	2:GB:1492:G:C8	2.46	0.50
2:GB:1742:C:H5'	2:GB:1743:G:OP2	2.10	0.50
2:GB:2093:G:C6	2:GB:2225:A:C8	2.98	0.50
2:GB:2099:U:H2'	2:GB:2100:G:H8	1.76	0.50
2:GB:2111:C:N4	2:GB:2145:C:O2'	2.44	0.50
2:GB:2781:A:H5''	2:GB:2782:G:H5'	1.93	0.50
3:HB:50:G:OP2	16:UB:62:LYS:HE3	2.11	0.50
25:DC:40:ARG:C	25:DC:40:ARG:HD3	2.32	0.50
25:DC:82:LEU:HD12	25:DC:83:GLU:OE2	2.11	0.50

Continued on next page...

Continued from previous page...

Atom-1	Atom-2	Interatomic distance (Å)	Clash overlap (Å)
38:SC:87:GLY:O	38:SC:89:THR:N	2.43	0.50
39:TC:139:LEU:O	39:TC:142:LEU:HB2	2.11	0.50
43:XC:127:LYS:HG3	43:XC:128:ARG:HG3	1.93	0.50
1:A:977:A:O2'	1:A:981:U:N3	2.43	0.50
1:A:1284:C:H3'	1:A:1285:A:H8	1.76	0.50
1:A:1321:C:H1'	53:CB:77:THR:HG21	1.92	0.50
9:I:124:GLU:HB3	9:I:132:ARG:HB3	1.93	0.50
11:K:58:ASP:OD1	11:K:125:GLY:N	2.44	0.50
14:N:35:VAL:HG23	14:N:130:LYS:O	2.12	0.50
17:Q:23:ARG:HB2	17:Q:120:ARG:HH12	1.76	0.50
38:NA:36:ARG:HB3	38:NA:38:TYR:CZ	2.46	0.50
1:FB:186(A):C:H2'	1:FB:186(B):C:C6	2.45	0.50
1:FB:312:C:H2'	1:FB:313:A:H8	1.75	0.50
1:FB:781:A:O2'	1:FB:1522:U:O2	2.30	0.50
2:GB:106:C:H1'	22:AC:1:MET:HG2	1.92	0.50
2:GB:458:G:O2'	2:GB:469:G:O6	2.22	0.50
2:GB:1785:A:O2'	2:GB:1786:A:H2'	2.11	0.50
2:GB:2189:U:H2'	2:GB:2190:G:N7	2.26	0.50
4:IB:41:C:H2'	4:IB:42:G:H8	1.76	0.50
5:JB:132:PRO:HD3	5:JB:190:TYR:CZ	2.46	0.50
8:MB:73:ALA:HB3	8:MB:85:GLY:H	1.76	0.50
14:SB:134:ARG:HH11	23:BC:122:ARG:NE	2.09	0.50
20:YB:30:GLU:OE2	20:YB:33:ARG:HD3	2.10	0.50
36:QC:103:THR:HG23	36:QC:176:GLU:OE1	2.11	0.50
54:ID:86:ARG:HG2	54:ID:86:ARG:HH11	1.77	0.50
2:B:191:A:H2'	2:B:192:C:C6	2.47	0.50
2:B:279:C:OP2	2:B:279:C:C6	2.64	0.50
2:B:1063:G:N2	2:B:1076:C:O2'	2.44	0.50
2:B:2432:A:C4	25:Y:33:LYS:HG3	2.46	0.50
4:D:58:A:H61	4:D:60:U:H2'	1.77	0.50
14:N:75:THR:HG21	14:N:87:LYS:NZ	2.25	0.50
14:N:134:ARG:NH1	23:W:122:ARG:NE	2.58	0.50
35:KA:312:PHE:HB3	35:KA:313:PRO:HD3	1.93	0.50
39:OA:57:LYS:HE3	39:OA:61:TYR:CE2	2.45	0.50
43:SA:127:LYS:HG3	43:SA:128:ARG:HG3	1.94	0.50
45:UA:123:LYS:C	45:UA:125:PHE:H	2.14	0.50
46:VA:25:PRO:O	46:VA:27:LEU:N	2.44	0.50
47:WA:3:ARG:HB2	47:WA:8:GLU:HG3	1.92	0.50
47:WA:92:HIS:CG	47:WA:98:VAL:HG21	2.46	0.50
54:DB:47:GLY:HA2	54:DB:48:LYS:C	2.31	0.50
1:FB:223:U:H2'	1:FB:224:C:H6	1.76	0.50

Continued on next page...

Continued from previous page...

Atom-1	Atom-2	Interatomic distance (Å)	Clash overlap (Å)
1:FB:584:G:H2'	1:FB:585:G:H8	1.75	0.50
1:FB:1010:G:H2'	1:FB:1011:G:H8	1.75	0.50
1:FB:1453:G:H4'	1:FB:1454:G:OP2	2.12	0.50
2:GB:363(E):G:H2'	2:GB:363(F):U:O4'	2.11	0.50
2:GB:848:G:C4	2:GB:933:A:H8	2.29	0.50
2:GB:1689:A:N6	2:GB:1698:A:H2	2.09	0.50
2:GB:2053:G:OP1	6:KB:144:ARG:HG3	2.11	0.50
2:GB:2336:A:H3'	2:GB:2337:G:C8	2.46	0.50
2:GB:2590:A:O3'	5:JB:239:ARG:NH2	2.44	0.50
2:GB:2790:A:H2'	2:GB:2791:C:H5'	1.94	0.50
5:JB:267:SER:C	5:JB:269:PHE:H	2.15	0.50
14:SB:85:LYS:HZ1	24:CC:4:LYS:HE2	1.74	0.50
37:RC:40:ARG:HA	37:RC:43:LEU:HD12	1.92	0.50
45:ZC:120:ARG:HG2	45:ZC:120:ARG:NH1	2.23	0.50
46:AD:28:LYS:HB2	46:AD:33:ARG:HH21	1.76	0.50
1:A:187:C:H2'	1:A:188:U:O4'	2.11	0.50
1:A:1230:C:H2'	1:A:1231:G:H8	1.76	0.50
1:A:1240:U:OP2	41:QA:116:ALA:N	2.43	0.50
1:A:1360:A:H8	1:A:1360:A:OP1	1.95	0.50
2:B:6:A:H2'	2:B:7:G:O4'	2.10	0.50
2:B:26:G:C6	2:B:27:G:N1	2.79	0.50
2:B:270(T):G:H2'	2:B:270(U):G:H8	1.76	0.50
2:B:1341:U:OP1	2:B:1397:U:N3	2.42	0.50
2:B:1526:G:H2'	2:B:1527:G:O4'	2.12	0.50
2:B:1785:A:O2'	2:B:1786:A:H2'	2.12	0.50
2:B:2107:C:O2	2:B:2182:G:N2	2.40	0.50
2:B:2526:G:H1	2:B:2537:U:H3	1.59	0.50
6:F:111:ARG:HB2	6:F:160:TYR:HB3	1.93	0.50
7:G:158:THR:O	7:G:178:PRO:HD3	2.11	0.50
10:J:109:ILE:HB	10:J:130:TYR:CZ	2.47	0.50
14:N:38:GLU:OE2	14:N:127:ILE:HA	2.11	0.50
38:NA:8:VAL:HA	38:NA:11:LEU:HD13	1.93	0.50
52:BB:38:GLU:H	52:BB:38:GLU:CD	2.15	0.50
1:FB:122:G:H2'	1:FB:123:C:O4'	2.11	0.50
1:FB:554:C:H2'	1:FB:555:C:C6	2.46	0.50
1:FB:941:G:N2	1:FB:942:G:H1'	2.27	0.50
1:FB:1248:A:OP1	1:FB:1248:A:H4'	2.10	0.50
1:FB:1266:G:N2	1:FB:1269:A:OP2	2.44	0.50
2:GB:101:G:H1'	26:EC:7:ARG:HH12	1.75	0.50
2:GB:251:A:C5	2:GB:252:G:H1'	2.47	0.50
2:GB:760:G:H2'	2:GB:761:A:O4'	2.12	0.50

Continued on next page...

Continued from previous page...

Atom-1	Atom-2	Interatomic distance (Å)	Clash overlap (Å)
2:GB:863:A:OP2	14:SB:22:LYS:NZ	2.44	0.50
2:GB:910:A:C6	2:GB:911:A:C6	2.99	0.50
2:GB:1414:G:H1	2:GB:1588:C:H42	1.59	0.50
2:GB:1567:A:O2'	5:JB:63:ARG:NH2	2.45	0.50
3:HB:43:C:OP1	28:GC:6:HIS:NE2	2.44	0.50
8:MB:109:VAL:HG21	28:GC:14:ILE:HG21	1.93	0.50
17:VB:50:ILE:HD13	17:VB:50:ILE:H	1.77	0.50
22:AC:86:ARG:NH1	22:AC:100:ALA:HA	2.26	0.50
37:RC:179:ARG:HG2	37:RC:206:GLU:HB3	1.94	0.50
47:BD:34:LEU:HD22	47:BD:40:ASN:O	2.11	0.50
48:CD:27:CYS:HB3	48:CD:43:CYS:SG	2.51	0.50
1:A:404:U:H2'	1:A:405:U:H6	1.76	0.50
2:B:594:U:H3	2:B:663:G:H1	1.59	0.50
2:B:2488:A:H8	2:B:2488:A:O5'	1.95	0.50
6:F:13:ARG:NH1	6:F:13:ARG:HG2	2.25	0.50
6:F:143:ASN:HD22	6:F:147:PRO:HD3	1.77	0.50
17:Q:51:ARG:HG3	17:Q:98:LYS:HE3	1.92	0.50
38:NA:8:VAL:HG22	38:NA:21:LEU:HD13	1.92	0.50
39:OA:125:SER:OG	39:OA:126:ARG:N	2.44	0.50
44:TA:51:ARG:NH2	44:TA:61:GLU:HB3	2.25	0.50
51:AB:66:SER:OG	51:AB:67:LYS:N	2.42	0.50
1:FB:892:A:O2'	1:FB:1415:G:H4'	2.12	0.50
1:FB:1071:C:H5''	39:TC:49:PRO:HG2	1.94	0.50
1:FB:1417:G:N2	1:FB:1482:G:H2'	2.27	0.50
2:GB:236:C:H2'	2:GB:237:C:C6	2.46	0.50
2:GB:279:C:H2'	2:GB:280:C:C6	2.47	0.50
2:GB:2485:G:H5''	14:SB:46:GLN:HE21	1.75	0.50
2:GB:2809:A:OP2	2:GB:2891:G:N1	2.44	0.50
3:HB:39:A:O2'	3:HB:46:A:N1	2.44	0.50
13:RB:29:LYS:HG2	13:RB:30:THR:HG23	1.92	0.50
1:A:122:G:H2'	1:A:123:C:O4'	2.11	0.50
1:A:924:C:H42	1:A:1392:G:H1	1.60	0.50
1:A:1171:G:H2'	1:A:1172:C:H6	1.76	0.50
2:B:155:C:H41	2:B:171:G:H1	1.59	0.50
2:B:517:C:O2'	20:T:18:ARG:NH2	2.45	0.50
2:B:1367:A:N7	2:B:1368:G:H1'	2.27	0.50
2:B:1382:G:H8	2:B:1382:G:O5'	1.94	0.50
2:B:1538:G:H2'	2:B:1539:G:H8	1.76	0.50
2:B:1971:A:C5	5:E:241:PRO:HG3	2.47	0.50
2:B:2748:A:H2'	2:B:2749:A:C8	2.47	0.50
2:B:2896:C:H2'	2:B:2897:U:H5	1.76	0.50

Continued on next page...

Continued from previous page...

Atom-1	Atom-2	Interatomic distance (Å)	Clash overlap (Å)
3:C:43:C:OP1	28:BA:6:HIS:NE2	2.45	0.50
4:D:4:G:H1	4:D:69:C:H42	1.58	0.50
8:H:39:ILE:HB	8:H:92:VAL:HG13	1.92	0.50
8:H:71:THR:OG1	8:H:89:GLY:HA3	2.12	0.50
8:H:165:THR:HB	8:H:168:GLU:OE2	2.12	0.50
11:K:76:SER:OG	11:K:77:GLY:N	2.40	0.50
12:L:87:ILE:HD13	12:L:91:LEU:HA	1.94	0.50
21:U:60:ARG:NH1	31:EA:47:ARG:NH2	2.59	0.50
26:Z:68:ARG:HG2	26:Z:68:ARG:NH1	2.27	0.50
28:BA:16:CYS:SG	28:BA:33:VAL:HB	2.51	0.50
39:OA:51:VAL:O	39:OA:55:VAL:N	2.32	0.50
1:FB:974:A:H8	1:FB:974:A:OP1	1.93	0.50
1:FB:1236:A:O2'	1:FB:1304:G:H4'	2.11	0.50
1:FB:1327:C:OP1	55:JD:20:LYS:HB3	2.12	0.50
2:GB:721:C:H2'	2:GB:722:A:H8	1.75	0.50
2:GB:1861:G:H2'	2:GB:1862:G:H8	1.76	0.50
2:GB:2896:C:H2'	2:GB:2897:U:H5	1.76	0.50
7:LB:160:ASN:OD1	7:LB:163:VAL:HB	2.12	0.50
8:MB:115:ARG:O	8:MB:136:ARG:NH2	2.41	0.50
38:SC:192:GLU:CD	38:SC:192:GLU:H	2.15	0.50
1:A:278:G:N2	51:AB:95:TYR:HB3	2.26	0.50
1:A:673:G:H2'	1:A:674:G:C8	2.46	0.50
1:A:689:C:H2'	1:A:690:G:O4'	2.11	0.50
1:A:826:C:O2	42:RA:15:ASN:ND2	2.45	0.50
1:A:969:A:N6	43:SA:128:ARG:O	2.44	0.50
1:A:1328:C:OP1	55:EB:21:TYR:OH	2.30	0.50
2:B:299:A:N1	2:B:322:A:O2'	2.39	0.50
2:B:2189:U:H2'	2:B:2190:G:N7	2.27	0.50
2:B:2790:A:H2'	2:B:2791:C:H5'	1.94	0.50
7:G:64:ILE:HD12	7:G:65:TRP:N	2.27	0.50
9:I:118:PRO:HD2	9:I:121:ILE:HD12	1.94	0.50
9:I:156:ALA:O	9:I:172:LYS:HB3	2.11	0.50
10:J:75:LEU:HD13	10:J:105:HIS:NE2	2.27	0.50
10:J:124:GLY:N	10:J:144:VAL:HG23	2.26	0.50
10:J:133:HIS:HE1	10:J:135:GLU:HB3	1.76	0.50
12:L:68:GLU:H	12:L:68:GLU:CD	2.14	0.50
12:L:116:SER:OG	12:L:117:LEU:N	2.45	0.50
29:CA:52:TYR:HB3	29:CA:57:VAL:HG21	1.94	0.50
30:DA:9:LEU:HD21	30:DA:25:LYS:HB3	1.93	0.50
37:MA:152:ILE:HG23	37:MA:167:TRP:HB3	1.94	0.50
38:NA:87:GLY:O	38:NA:89:THR:N	2.45	0.50

Continued on next page...

Continued from previous page...

Atom-1	Atom-2	Interatomic distance (Å)	Clash overlap (Å)
40:PA:15:ASP:CG	40:PA:18:GLN:HB2	2.31	0.50
41:QA:20:ASP:OD2	41:QA:22:LEU:HD23	2.10	0.50
42:RA:20:TYR:HA	42:RA:65:TYR:CE1	2.47	0.50
2:GB:71:A:H3'	2:GB:71:A:OP2	2.11	0.50
2:GB:433:C:H2'	2:GB:434:U:C6	2.46	0.50
2:GB:783:A:H4'	2:GB:2588:G:H4'	1.93	0.50
2:GB:1693:U:OP2	2:GB:1694:C:H5	1.95	0.50
2:GB:2272:U:H5''	2:GB:2273:A:OP1	2.11	0.50
8:MB:16:ARG:O	8:MB:20:ILE:HG13	2.12	0.50
9:NB:16:SER:HB2	9:NB:27:LYS:HG2	1.93	0.50
16:UB:28:VAL:HG23	16:UB:37:ALA:HB2	1.94	0.50
22:AC:46:LYS:HB3	22:AC:60:PHE:CD1	2.47	0.50
23:BC:126:VAL:HG21	23:BC:161:VAL:HG12	1.94	0.50
31:JC:9:ARG:HH21	31:JC:47:ARG:HD3	1.76	0.50
39:TC:94:ALA:HB2	39:TC:119:LEU:HG	1.94	0.50
40:UC:27:GLN:HA	40:UC:30:LEU:HD12	1.92	0.50
42:WC:11:THR:OG1	42:WC:14:ARG:NH1	2.38	0.50
49:DD:8:LYS:O	49:DD:12:ILE:HG13	2.12	0.50
50:ED:19:ILE:N	50:ED:37:GLY:O	2.45	0.50
1:A:14:U:O2'	1:A:16:A:N7	2.33	0.50
1:A:223:U:H2'	1:A:224:C:H6	1.76	0.50
2:B:288:C:H42	2:B:353:G:H1	1.60	0.50
2:B:514:A:N3	2:B:581:C:O2'	2.40	0.50
2:B:573:G:O2'	2:B:574:C:H3'	2.11	0.50
2:B:1047:G:H2'	2:B:1110:G:N1	2.27	0.50
2:B:1805:U:O2	5:E:50:THR:HB	2.12	0.50
2:B:2623:G:H4'	2:B:2825:G:H8	1.77	0.50
2:B:2836:U:H2'	2:B:2837:G:C8	2.46	0.50
5:E:267:SER:C	5:E:269:PHE:H	2.15	0.50
8:H:44:GLY:O	8:H:47:LYS:HG3	2.12	0.50
8:H:73:ALA:HA	8:H:88:ILE:HD11	1.93	0.50
8:H:113:ARG:NH1	47:WA:2:ALA:O	2.45	0.50
13:M:49:ARG:HH12	32:FA:4:MET:HE3	1.76	0.50
37:MA:30:ARG:HG2	48:XA:36:PHE:O	2.11	0.50
50:ZA:82:GLN:O	50:ZA:83:GLU:HB2	2.12	0.50
1:FB:255:G:OP1	51:FD:69:LYS:NZ	2.43	0.50
1:FB:397:A:H5'	1:FB:398:C:OP1	2.12	0.50
1:FB:580:U:H2'	1:FB:581:G:O4'	2.12	0.50
1:FB:1095:U:P	1:FB:1108:G:H1	2.35	0.50
2:GB:312:G:H5'	2:GB:331:A:O2'	2.12	0.50
2:GB:387:U:OP2	25:DC:20:ARG:NH1	2.45	0.50

Continued on next page...

Continued from previous page...

Atom-1	Atom-2	Interatomic distance (Å)	Clash overlap (Å)
2:GB:445:C:O2'	2:GB:446:G:H5'	2.12	0.50
2:GB:634:C:H2'	2:GB:635:C:C6	2.47	0.50
2:GB:1007:C:OP1	11:PB:35:ARG:NH1	2.42	0.50
2:GB:1291:C:H2'	2:GB:1292:U:C6	2.47	0.50
2:GB:1550:C:H2'	2:GB:1551:C:H6	1.77	0.50
2:GB:1863:G:C6	2:GB:1864:U:C4	3.00	0.50
2:GB:2571:C:O2'	6:KB:146:THR:O	2.28	0.50
2:GB:2745:C:C4	2:GB:2746:U:C4	3.00	0.50
3:HB:53:A:H2'	3:HB:54:G:H8	1.76	0.50
11:PB:76:SER:OG	11:PB:77:GLY:N	2.45	0.50
20:YB:6:ILE:HG12	20:YB:104:THR:HG23	1.94	0.50
29:HC:35:GLU:HG3	29:HC:51:TYR:CB	2.42	0.50
1:A:35:G:H1	1:A:549:C:N4	2.07	0.50
1:A:370:C:H2'	1:A:371:G:C8	2.47	0.50
1:A:1037:C:O2'	1:A:1038:C:H5'	2.12	0.50
1:A:1305:G:C8	55:EB:5:ASP:HA	2.46	0.50
1:A:1428:A:H2'	1:A:1429:C:O4'	2.12	0.50
2:B:807:U:OP2	13:M:41:ARG:NH2	2.44	0.50
2:B:1155:A:O3'	18:R:55:ARG:NH1	2.45	0.50
2:B:1973:G:H2'	2:B:1974:C:H6	1.76	0.50
8:H:9:ARG:O	8:H:12:TYR:HB2	2.12	0.50
8:H:109:VAL:HG21	28:BA:14:ILE:HG21	1.93	0.50
8:H:120:LEU:HB2	8:H:179:PRO:O	2.11	0.50
37:MA:40:ARG:HA	37:MA:43:LEU:HD12	1.94	0.50
40:PA:3:ARG:HH11	40:PA:3:ARG:CB	2.24	0.50
43:SA:93:ARG:HH12	43:SA:97:LYS:CD	2.24	0.50
1:FB:201:C:O2	1:FB:216:G:N1	2.44	0.50
1:FB:335:C:O2'	1:FB:1433:A:N3	2.39	0.50
1:FB:626:U:H2'	1:FB:627:G:C8	2.47	0.50
1:FB:1145:C:OP2	1:FB:1145:C:H6	1.95	0.50
1:FB:1381:U:C2'	1:FB:1382:C:H5'	2.42	0.50
2:GB:155:C:H41	2:GB:171:G:H1	1.60	0.50
2:GB:675:A:H4'	7:LB:67:GLN:OE1	2.12	0.50
2:GB:885:C:O2'	2:GB:890:A:N6	2.45	0.50
2:GB:2098:U:H2'	2:GB:2099:U:O4'	2.12	0.50
2:GB:2099:U:H2'	2:GB:2100:G:C8	2.47	0.50
2:GB:2317:C:H2'	2:GB:2318:G:H5'	1.92	0.50
14:SB:35:VAL:HG23	14:SB:130:LYS:O	2.11	0.50
18:WB:24:TYR:O	18:WB:29:SER:HB3	2.11	0.50
20:YB:59:VAL:HG13	20:YB:60:ASN:H	1.77	0.50
22:AC:79:CYS:SG	22:AC:81:LYS:HB2	2.52	0.50

Continued on next page...

Continued from previous page...

Atom-1	Atom-2	Interatomic distance (Å)	Clash overlap (Å)
37:RC:3:ASN:HD21	37:RC:4:LYS:HZ2	1.58	0.50
43:XC:3:GLN:OE1	43:XC:20:ARG:NH2	2.41	0.50
44:YC:79:ARG:O	44:YC:83:GLU:HB2	2.12	0.50
47:BD:39:ILE:HD11	47:BD:55:ARG:NH1	2.27	0.50
1:A:421:U:C4	37:MA:127:ARG:NH1	2.80	0.49
1:A:708:C:H2'	1:A:709:G:C8	2.47	0.49
1:A:767:A:H2'	1:A:768:A:O4'	2.12	0.49
1:A:1271:G:H2'	1:A:1272:G:H8	1.75	0.49
2:B:729:G:H2'	2:B:1775:U:H1'	1.93	0.49
3:C:75:G:N2	23:W:87:ASP:OD2	2.45	0.49
7:G:63:LYS:NZ	7:G:75:HIS:O	2.33	0.49
21:U:36:LYS:HG2	21:U:54:VAL:HB	1.94	0.49
23:W:185:GLU:OE1	23:W:185:GLU:N	2.40	0.49
25:Y:52:ARG:HA	25:Y:56:GLN:O	2.13	0.49
37:MA:64:VAL:HG22	37:MA:66:VAL:HG13	1.94	0.49
37:MA:69:HIS:HA	37:MA:104:GLN:HB2	1.93	0.49
38:NA:28:SER:OG	38:NA:30:LYS:HB2	2.12	0.49
38:NA:94:LEU:HA	38:NA:97:LEU:HB2	1.94	0.49
40:PA:27:GLN:HA	40:PA:30:LEU:HB2	1.93	0.49
47:WA:39:ILE:HD11	47:WA:55:ARG:HH12	1.77	0.49
49:YA:55:GLY:O	49:YA:59:MET:HG3	2.12	0.49
54:DB:37:SER:O	54:DB:41:VAL:HG13	2.12	0.49
1:FB:587:G:H8	1:FB:587:G:O5'	1.94	0.49
2:GB:1057:A:H8	2:GB:1086:A:H62	1.60	0.49
2:GB:1657:C:H4'	6:KB:133:LYS:HB2	1.94	0.49
2:GB:1786:A:H1'	2:GB:1938:A:N6	2.27	0.49
3:HB:89(A):G:C6	3:HB:89(B):A:C6	3.00	0.49
4:IB:58:A:H61	4:IB:60:U:H2'	1.76	0.49
8:MB:73:ALA:HA	8:MB:88:ILE:HD11	1.93	0.49
10:OB:72:LEU:HB3	10:OB:140:LEU:HD23	1.93	0.49
14:SB:116:GLU:OE2	14:SB:119:ARG:NH2	2.44	0.49
15:TB:99:LYS:HB2	15:TB:99:LYS:NZ	2.27	0.49
20:YB:27:LYS:HD3	20:YB:31:GLU:OE2	2.11	0.49
23:BC:108:PRO:HB2	23:BC:111:VAL:HG23	1.94	0.49
35:PC:312:PHE:HB3	35:PC:313:PRO:HD3	1.93	0.49
36:QC:177:ALA:HB1	36:QC:182:ILE:HB	1.92	0.49
1:A:139:G:H2'	1:A:140:A:H8	1.77	0.49
1:A:291:C:N4	1:A:309:G:H1	2.10	0.49
1:A:524:G:H2'	1:A:525:C:C6	2.48	0.49
1:A:709:G:H2'	1:A:710:G:C8	2.45	0.49
1:A:867:G:OP2	1:A:867:G:H8	1.93	0.49

Continued on next page...

Continued from previous page...

Atom-1	Atom-2	Interatomic distance (Å)	Clash overlap (Å)
1:A:1010:G:N2	1:A:1020:U:H1'	2.26	0.49
1:A:1110:A:H3'	1:A:1111:A:C8	2.47	0.49
1:A:1298:C:C5	41:QA:114:ARG:NH1	2.80	0.49
1:A:1316:G:O6	53:CB:3:ARG:NH1	2.45	0.49
2:B:95:G:HO2'	26:Z:48:HIS:HD1	1.59	0.49
2:B:501:A:OP1	22:V:19:LYS:NZ	2.44	0.49
2:B:1115:G:H2'	2:B:1116:C:C6	2.47	0.49
2:B:2689:U:P	2:B:2719:G:H22	2.35	0.49
8:H:135:LEU:C	8:H:136:ARG:HG3	2.31	0.49
39:OA:94:ALA:HB2	39:OA:119:LEU:HG	1.94	0.49
47:WA:39:ILE:HD11	47:WA:55:ARG:NH1	2.27	0.49
55:EB:12:LYS:NZ	55:EB:19:GLY:H	2.10	0.49
1:FB:370:C:H2'	1:FB:371:G:C8	2.46	0.49
2:GB:675:A:OP1	7:LB:63:LYS:HD2	2.12	0.49
2:GB:1479:G:H5''	2:GB:1560:G:H4'	1.94	0.49
2:GB:2224:G:H4'	2:GB:2226:C:C2	2.47	0.49
7:LB:53:THR:N	7:LB:56:GLU:HG3	2.27	0.49
9:NB:159:GLU:OE2	9:NB:169:VAL:HG11	2.12	0.49
20:YB:2:GLU:HB2	20:YB:107:LEU:O	2.11	0.49
23:BC:6:LYS:NZ	23:BC:43:GLU:OE2	2.23	0.49
23:BC:30:ASN:ND2	23:BC:31:ARG:HG2	2.27	0.49
26:EC:63:VAL:HG12	26:EC:67:LYS:HG3	1.94	0.49
28:GC:58:ARG:NH1	53:HD:68:GLY:HA3	2.27	0.49
1:A:186(A):C:H2'	1:A:186(B):C:C6	2.47	0.49
1:A:952:U:H2'	1:A:953:G:C8	2.48	0.49
1:A:991:U:H4'	1:A:992:U:H5''	1.94	0.49
1:A:1381:U:H1'	41:QA:79:ARG:NE	2.25	0.49
2:B:1040:C:H2'	2:B:1041:C:C6	2.47	0.49
2:B:2882:A:P	15:O:96:ARG:HH21	2.36	0.49
8:H:77:ILE:HB	8:H:80:PHE:HB2	1.94	0.49
15:O:48:VAL:O	15:O:51:LEU:N	2.45	0.49
39:OA:148:VAL:O	39:OA:152:ARG:HG2	2.12	0.49
2:GB:46:C:OP2	2:GB:215:G:H2'	2.11	0.49
2:GB:1506:C:H2'	2:GB:1508:A:C8	2.47	0.49
2:GB:1971:A:H1'	5:JB:240:ALA:O	2.12	0.49
2:GB:2018:G:C6	2:GB:2019:A:C6	3.00	0.49
2:GB:2630:G:H1'	2:GB:2894:G:H1'	1.95	0.49
3:HB:43:C:O2'	8:MB:95:ARG:HB3	2.11	0.49
9:NB:124:GLU:HB3	9:NB:132:ARG:HB3	1.93	0.49
35:PC:316:ARG:HA	35:PC:327:TYR:HB2	1.95	0.49
39:TC:84:PHE:HB2	39:TC:134:ALA:HB2	1.95	0.49

Continued on next page...

Continued from previous page...

Atom-1	Atom-2	Interatomic distance (Å)	Clash overlap (Å)
46:AD:89:ARG:HH12	46:AD:95:GLY:N	2.10	0.49
1:A:238:G:P	51:AB:25:ARG:HH22	2.35	0.49
2:B:274:G:H2'	2:B:275:G:O4'	2.13	0.49
2:B:1015:G:H2'	2:B:1016:G:C8	2.47	0.49
2:B:1689:A:N6	2:B:1698:A:H2	2.10	0.49
2:B:2869:G:H2'	2:B:2870:C:O4'	2.13	0.49
3:C:39:A:O2'	3:C:46:A:N1	2.45	0.49
7:G:206:ILE:HG22	7:G:207:GLY:H	1.78	0.49
11:K:89:LYS:NZ	11:K:93:THR:HG21	2.28	0.49
12:L:22:ILE:HG13	12:L:40:VAL:HG12	1.94	0.49
17:Q:124:ASP:O	17:Q:128:GLU:HB3	2.11	0.49
18:R:94:ASN:HA	18:R:97:ASP:HB3	1.94	0.49
23:W:111:VAL:O	23:W:114:GLY:N	2.45	0.49
24:X:64:ASP:OD2	24:X:64:ASP:N	2.45	0.49
29:CA:6:VAL:HG13	29:CA:7:PRO:HD2	1.94	0.49
4:IA:48:C:O2'	4:IA:59:A:O2'	2.29	0.49
36:LA:178:ARG:NH2	36:LA:198:ASP:OD1	2.45	0.49
39:OA:102:ALA:HB3	39:OA:107:ARG:HB2	1.95	0.49
39:OA:106:PRO:O	39:OA:110:LEU:HG	2.12	0.49
40:PA:61:LEU:HD23	40:PA:63:TYR:HE2	1.76	0.49
45:UA:33:THR:OG1	45:UA:34:ASP:O	2.24	0.49
49:YA:3:ILE:HD11	49:YA:38:ARG:HD2	1.94	0.49
1:FB:1037:C:O2'	1:FB:1038:C:H5'	2.12	0.49
1:FB:1128:C:N4	1:FB:1129:C:H41	2.10	0.49
1:FB:1360:A:H8	1:FB:1360:A:OP1	1.94	0.49
2:GB:1019:U:H3	2:GB:1142(B):A:N6	2.07	0.49
2:GB:1449(B):A:C2	2:GB:1530:G:H1'	2.48	0.49
2:GB:1790:C:H5''	2:GB:1791:A:OP1	2.12	0.49
2:GB:2396:G:H5'	25:DC:25:LYS:HE2	1.94	0.49
2:GB:2562:U:H1'	12:QB:23:ARG:HE	1.77	0.49
3:HB:75:G:N2	23:BC:87:ASP:OD2	2.44	0.49
7:LB:123:LEU:HD12	7:LB:124:LEU:H	1.77	0.49
7:LB:201:VAL:O	7:LB:205:ARG:N	2.45	0.49
11:PB:89:LYS:NZ	11:PB:93:THR:HG21	2.27	0.49
15:TB:104:ARG:HD2	15:TB:109:ALA:HB3	1.94	0.49
37:RC:30:ARG:HG2	48:CD:36:PHE:O	2.12	0.49
37:RC:152:ILE:HG23	37:RC:167:TRP:HB3	1.94	0.49
40:UC:29:ALA:HA	40:UC:32:ASN:ND2	2.27	0.49
45:ZC:123:LYS:C	45:ZC:125:PHE:H	2.16	0.49
46:AD:86:ARG:HH21	46:AD:99:HIS:HD1	1.60	0.49
54:ID:29:LYS:HE2	54:ID:65:LYS:HB3	1.94	0.49

Continued on next page...

Continued from previous page...

Atom-1	Atom-2	Interatomic distance (Å)	Clash overlap (Å)
1:A:501:C:H2'	1:A:502:G:C8	2.47	0.49
1:A:674:G:H2'	1:A:675:A:C8	2.45	0.49
1:A:1381:U:C2'	1:A:1382:C:H5'	2.43	0.49
2:B:336:C:O2'	22:V:35:TYR:OH	2.29	0.49
2:B:496:G:C2	2:B:497:A:H1'	2.47	0.49
2:B:657:U:H2'	2:B:658:C:C6	2.48	0.49
2:B:1190:G:H2'	2:B:1191:G:H8	1.78	0.49
2:B:1786:A:H1'	2:B:1938:A:N6	2.27	0.49
2:B:2153:G:H2'	2:B:2154:G:H8	1.78	0.49
2:B:2361:A:OP1	32:FA:26:LYS:NZ	2.43	0.49
2:B:2515:C:O2	2:B:2570:G:C2	2.66	0.49
3:C:70:C:H2'	3:C:71:C:C6	2.47	0.49
3:C:78:A:C2	3:C:99:A:C4	3.01	0.49
4:D:42:G:N2	4:D:43:A:N3	2.60	0.49
5:E:53:PHE:HE1	5:E:221:VAL:HG13	1.77	0.49
7:G:195:ASP:HB3	7:G:198:ALA:H	1.77	0.49
37:MA:3:ASN:HD21	37:MA:4:LYS:HZ2	1.60	0.49
38:NA:12:CYS:SG	38:NA:31:CYS:SG	3.11	0.49
39:OA:129:ILE:O	39:OA:133:TYR:HB2	2.13	0.49
41:QA:12:LEU:HB2	41:QA:21:VAL:HG13	1.93	0.49
42:RA:22:GLU:O	42:RA:63:LEU:HB2	2.12	0.49
47:WA:110:ARG:NH1	47:WA:110:ARG:HB3	2.28	0.49
49:YA:8:LYS:HZ3	49:YA:31:LEU:HD21	1.77	0.49
1:FB:160:A:H1'	1:FB:344:A:N7	2.27	0.49
1:FB:1171:G:H2'	1:FB:1172:C:H6	1.78	0.49
1:FB:1290:G:H2'	1:FB:1291:G:C8	2.47	0.49
2:GB:288:C:H42	2:GB:353:G:H1	1.59	0.49
2:GB:2488:A:H8	2:GB:2488:A:O5'	1.95	0.49
7:LB:146:ALA:O	7:LB:148:LEU:HG	2.12	0.49
8:MB:23:PHE:CZ	8:MB:168:GLU:HA	2.47	0.49
14:SB:34:LEU:HD11	14:SB:129:THR:HB	1.94	0.49
21:ZB:5:TYR:CE1	26:EC:30:ARG:HG3	2.47	0.49
25:DC:52:ARG:HA	25:DC:56:GLN:O	2.12	0.49
37:RC:150:LYS:HE2	37:RC:152:ILE:HD11	1.93	0.49
50:ED:82:GLN:O	50:ED:83:GLU:HB2	2.13	0.49
1:A:131:C:O2	1:A:231:G:N2	2.38	0.49
1:A:397:A:H5'	1:A:398:C:OP1	2.13	0.49
1:A:1511:G:H8	1:A:1511:G:O5'	1.96	0.49
2:B:236:C:H2'	2:B:237:C:C6	2.48	0.49
2:B:764:A:H5''	5:E:210:GLY:HA3	1.94	0.49
2:B:1049:C:H2'	2:B:1050:A:H8	1.76	0.49

Continued on next page...

Continued from previous page...

Atom-1	Atom-2	Interatomic distance (Å)	Clash overlap (Å)
2:B:1582:C:H2'	2:B:1583:A:H8	1.78	0.49
2:B:2821:A:OP1	6:F:110:GLY:N	2.44	0.49
5:E:206:LEU:HD22	5:E:211:ARG:HG2	1.94	0.49
11:K:35:ARG:HG2	11:K:35:ARG:HH11	1.77	0.49
18:R:31:SER:HB3	18:R:34:LYS:HB2	1.95	0.49
20:T:20:VAL:HA	20:T:23:LEU:HD12	1.94	0.49
23:W:14:LYS:HB2	23:W:17:ALA:HB3	1.94	0.49
32:FA:7:HIS:HD2	32:FA:61:LEU:HD13	1.76	0.49
35:KA:324:LEU:HD12	35:KA:326:LEU:HB2	1.95	0.49
42:RA:91:ARG:HG3	46:VA:7:ILE:HG13	1.93	0.49
55:EB:12:LYS:HZ2	55:EB:19:GLY:H	1.61	0.49
1:FB:444:C:H2'	1:FB:445:G:H8	1.78	0.49
1:FB:708:C:H2'	1:FB:709:G:C8	2.48	0.49
1:FB:836:G:C6	1:FB:851:G:C6	3.01	0.49
1:FB:948:C:H42	1:FB:1233:G:H1	1.60	0.49
2:GB:330:A:H2	2:GB:1210:A:HO2'	1.59	0.49
2:GB:364:C:OP2	2:GB:365:C:OP2	2.30	0.49
2:GB:469:G:O6	31:JC:39:ARG:NH1	2.46	0.49
2:GB:514:A:N3	2:GB:581:C:O2'	2.40	0.49
2:GB:1042:G:C6	2:GB:1043:C:N4	2.81	0.49
2:GB:1063:G:N2	2:GB:1076:C:O2'	2.46	0.49
2:GB:1190:G:H2'	2:GB:1191:G:H8	1.77	0.49
2:GB:1332:G:HO2'	2:GB:1609:A:H2	1.61	0.49
2:GB:1759:A:H1'	2:GB:2711:A:C2	2.48	0.49
2:GB:1800:C:OP2	5:JB:183:ARG:NH2	2.38	0.49
2:GB:2406:U:C4	13:RB:72:PRO:HD2	2.48	0.49
21:ZB:32:PRO:HA	21:ZB:77:LYS:HB2	1.93	0.49
36:QC:118:LEU:HD13	36:QC:142:LEU:HB2	1.95	0.49
41:VC:41:ARG:O	41:VC:45:ASP:HB2	2.12	0.49
44:YC:51:ARG:NH2	44:YC:61:GLU:HB3	2.28	0.49
1:A:219:C:H2'	1:A:220:G:O4'	2.13	0.49
1:A:551:U:H2'	1:A:552:U:C6	2.47	0.49
1:A:613:C:H2'	1:A:614:A:C8	2.48	0.49
1:A:715:A:H2'	1:A:716:A:C8	2.47	0.49
1:A:1006:C:H2'	1:A:1007:C:C5	2.48	0.49
1:A:1089:G:H1	1:A:1096:C:H42	1.61	0.49
2:B:364:C:OP2	2:B:365:C:OP2	2.31	0.49
2:B:675:A:H4'	7:G:67:GLN:OE1	2.13	0.49
2:B:768:G:C4	2:B:769:G:C8	3.00	0.49
2:B:910:A:C6	2:B:911:A:C6	3.00	0.49
2:B:1060:U:H4'	2:B:1061:U:O5'	2.12	0.49

Continued on next page...

Continued from previous page...

Atom-1	Atom-2	Interatomic distance (Å)	Clash overlap (Å)
5:E:116:GLN:HG2	5:E:117:VAL:N	2.28	0.49
13:M:75:ILE:H	13:M:75:ILE:HD12	1.78	0.49
20:T:2:GLU:HB2	20:T:107:LEU:O	2.13	0.49
25:Y:47:GLN:N	25:Y:62:VAL:O	2.41	0.49
28:BA:21:VAL:O	28:BA:23:GLU:N	2.45	0.49
43:SA:25:LYS:HD3	43:SA:60:ASP:OD2	2.12	0.49
43:SA:28:VAL:HG22	43:SA:63:ILE:HD12	1.94	0.49
1:FB:26:A:OP2	1:FB:26:A:H8	1.95	0.49
1:FB:163:C:H2'	1:FB:164:U:O4'	2.13	0.49
1:FB:1070:U:H2'	1:FB:1071:C:C6	2.47	0.49
1:FB:1145:C:H4'	1:FB:1146:A:C8	2.44	0.49
1:FB:1321:C:H4'	47:BD:87:TYR:CE2	2.47	0.49
2:GB:256:A:H2'	2:GB:257:A:C8	2.48	0.49
2:GB:576:U:OP1	2:GB:2503:2MA:OP1	2.30	0.49
2:GB:1587:A:H2'	2:GB:1588:C:C6	2.48	0.49
2:GB:2156:G:H8	2:GB:2156:G:OP2	1.94	0.49
4:IB:42:G:N2	4:IB:43:A:N3	2.60	0.49
8:MB:96:ARG:O	8:MB:98:ARG:N	2.42	0.49
20:YB:86:LEU:HG	20:YB:88:ARG:HD3	1.94	0.49
22:AC:67:LEU:HD23	22:AC:72:VAL:HG23	1.93	0.49
1:A:12:U:H3	1:A:22:G:H1	1.61	0.49
1:A:201:C:O2	1:A:216:G:N1	2.45	0.49
1:A:589:C:OP1	42:RA:5:PRO:HG3	2.13	0.49
1:A:1089:G:H1	1:A:1096:C:N4	2.10	0.49
1:A:1373:G:H5''	41:QA:36:LYS:HZ1	1.75	0.49
1:A:1453:G:H4'	1:A:1454:G:OP2	2.12	0.49
2:B:391:G:C6	2:B:411:G:N2	2.81	0.49
2:B:524:U:H4'	2:B:554:U:H4'	1.95	0.49
2:B:637:A:OP1	13:M:133:SER:OG	2.31	0.49
2:B:644:A:H4'	2:B:645:C:C5	2.46	0.49
2:B:921:G:H5''	2:B:922:U:OP2	2.11	0.49
2:B:1039:G:C6	2:B:1040:C:C4	3.01	0.49
2:B:1587:A:H2'	2:B:1588:C:C6	2.48	0.49
2:B:1928:A:H5''	2:B:1929:G:OP2	2.12	0.49
2:B:2208:U:H4'	5:E:151:LYS:HG2	1.94	0.49
2:B:2324:C:O2'	2:B:2337:G:H5'	2.13	0.49
2:B:2875:C:H2'	2:B:2876:G:O4'	2.12	0.49
10:J:69:LYS:O	10:J:73:GLU:HB2	2.13	0.49
11:K:30:ILE:O	11:K:34:LEU:HD22	2.12	0.49
12:L:13:ASN:HD21	12:L:97:ARG:H	1.58	0.49
12:L:119:PRO:HB2	17:Q:68:TYR:CD2	2.48	0.49

Continued on next page...

Continued from previous page...

Atom-1	Atom-2	Interatomic distance (Å)	Clash overlap (Å)
22:V:18:GLY:C	22:V:20:TYR:H	2.16	0.49
31:EA:43:THR:HG23	31:EA:44:PRO:O	2.12	0.49
4:IA:54:5MU:H73	4:IA:55:PSU:O2	2.12	0.49
35:KA:316:ARG:HA	35:KA:327:TYR:HB2	1.95	0.49
38:NA:32:ALA:O	38:NA:36:ARG:N	2.41	0.49
38:NA:57:ARG:HH12	39:OA:107:ARG:HH12	1.60	0.49
38:NA:142:PRO:HA	38:NA:185:PHE:HD2	1.78	0.49
40:PA:27:GLN:HA	40:PA:30:LEU:HD12	1.94	0.49
49:YA:63:ARG:HH12	49:YA:87:ILE:HD13	1.75	0.49
1:FB:730:G:C5	1:FB:731:G:H1'	2.48	0.49
1:FB:953:G:H5'	1:FB:965:A:H61	1.78	0.49
1:FB:1190:G:P	37:RC:5:ILE:HB	2.53	0.49
1:FB:1272:G:C2	1:FB:1273:G:H1'	2.48	0.49
2:GB:270(T):G:H5''	25:DC:97:LEU:HD21	1.95	0.49
2:GB:274:G:H2'	2:GB:275:G:O4'	2.12	0.49
2:GB:568:U:O2'	2:GB:570:G:N7	2.32	0.49
2:GB:1060:U:H4'	2:GB:1061:U:O5'	2.12	0.49
2:GB:1113:U:H2'	2:GB:1114:G:C8	2.47	0.49
2:GB:1594:G:H2'	2:GB:1595:G:O4'	2.12	0.49
2:GB:1657:C:O3'	6:KB:133:LYS:HB3	2.13	0.49
2:GB:1923:U:H2'	2:GB:1924:C:C6	2.48	0.49
2:GB:2317:C:H2'	2:GB:2318:G:C5'	2.43	0.49
3:HB:112:G:H2'	3:HB:113:C:C6	2.48	0.49
5:JB:258:LYS:HE2	5:JB:273:ARG:CZ	2.42	0.49
7:LB:65:TRP:CH2	7:LB:72:ARG:NH1	2.80	0.49
8:MB:71:THR:OG1	8:MB:89:GLY:HA3	2.13	0.49
9:NB:156:ALA:O	9:NB:172:LYS:HB3	2.13	0.49
23:BC:14:LYS:HB2	23:BC:17:ALA:HB3	1.92	0.49
23:BC:28:MET:HG3	23:BC:35:ARG:HB3	1.94	0.49
4:NC:15:G:H2'	4:NC:59:A:N1	2.27	0.49
1:A:683:G:H2'	1:A:684:A:O4'	2.13	0.49
1:A:820:U:O2'	1:A:821:G:OP1	2.30	0.49
2:B:634:C:H2'	2:B:635:C:C6	2.48	0.49
2:B:1821:A:H8	2:B:1821:A:O5'	1.96	0.49
2:B:2037:G:H2'	2:B:2038:G:C8	2.47	0.49
2:B:2098:U:H2'	2:B:2099:U:O4'	2.13	0.49
2:B:2351:G:O6	32:FA:39:LYS:HG3	2.13	0.49
3:C:85:G:C2	3:C:86:G:C8	3.00	0.49
6:F:38:THR:HB	6:F:40:GLU:HG2	1.93	0.49
6:F:54:GLN:HB2	6:F:76:ARG:HG3	1.95	0.49
14:N:110:THR:HG22	14:N:111:GLU:H	1.78	0.49

Continued on next page...

Continued from previous page...

Atom-1	Atom-2	Interatomic distance (Å)	Clash overlap (Å)
18:R:24:TYR:O	18:R:29:SER:HB3	2.12	0.49
22:V:18:GLY:O	22:V:20:TYR:N	2.45	0.49
4:IA:15:G:H2'	4:IA:59:A:N1	2.27	0.49
36:LA:16:HIS:CE1	36:LA:204:ASN:HB2	2.48	0.49
41:QA:41:ARG:O	41:QA:45:ASP:HB2	2.12	0.49
48:XA:13:THR:HG23	48:XA:20:ALA:HB2	1.94	0.49
53:CB:62:ILE:HA	53:CB:66:MET:SD	2.52	0.49
1:FB:216:G:H2'	1:FB:217:C:H6	1.77	0.49
1:FB:574:A:N3	1:FB:883:C:H1'	2.27	0.49
2:GB:176:G:O2'	2:GB:177:G:H5'	2.13	0.49
2:GB:581:C:H2'	2:GB:582:G:C8	2.47	0.49
2:GB:588:U:H2'	2:GB:589:C:C6	2.47	0.49
2:GB:593:G:C6	2:GB:594:U:C4	3.01	0.49
2:GB:998:C:H2'	2:GB:999:U:O4'	2.13	0.49
2:GB:2529:G:H5''	2:GB:2530:A:H5''	1.95	0.49
2:GB:2607:G:H2'	2:GB:2608:G:O4'	2.13	0.49
2:GB:2757:A:N1	9:NB:67:LEU:HD22	2.27	0.49
3:HB:78:A:C2	3:HB:99:A:C4	3.01	0.49
6:KB:192:ASN:OD1	6:KB:192:ASN:N	2.44	0.49
7:LB:10:PRO:CA	7:LB:17:ARG:HH12	2.26	0.49
10:OB:133:HIS:HE1	10:OB:135:GLU:HB3	1.75	0.49
20:YB:12:ILE:O	20:YB:101:SER:OG	2.30	0.49
35:OC:149:MET:HB2	35:OC:163:ILE:HG23	1.95	0.49
42:WC:73:ASP:OD1	42:WC:75:ARG:HG3	2.12	0.49
51:FD:67:LYS:C	51:FD:70:ARG:HH12	2.16	0.49
54:ID:47:GLY:HA2	54:ID:48:LYS:C	2.33	0.49
2:B:1028:A:H8	2:B:1028:A:O5'	1.96	0.49
2:B:1946:U:H2'	2:B:1947:C:C6	2.48	0.49
2:B:2086:U:H2'	2:B:2087:G:C8	2.48	0.49
2:B:2562:U:H1'	12:L:23:ARG:HE	1.77	0.49
2:B:2567:G:H2'	2:B:2568:C:C6	2.48	0.49
2:B:2571:C:O2'	6:F:146:THR:O	2.31	0.49
2:B:2850:A:H2	15:O:61:HIS:CG	2.31	0.49
2:B:2876:G:OP1	17:Q:3:ARG:NH2	2.45	0.49
14:N:134:ARG:HH11	23:W:122:ARG:NE	2.10	0.49
22:V:46:LYS:HB3	22:V:60:PHE:CD1	2.45	0.49
23:W:56:VAL:HA	23:W:70:LEU:HD23	1.94	0.49
48:XA:61:TRP:OXT	48:XA:61:TRP:CG	2.66	0.49
1:FB:554:C:H2'	1:FB:555:C:H6	1.77	0.49
1:FB:860:A:H2'	1:FB:861:G:O4'	2.13	0.49
1:FB:942:G:H21	43:XC:124:GLN:HE21	1.60	0.49

Continued on next page...

Continued from previous page...

Atom-1	Atom-2	Interatomic distance (Å)	Clash overlap (Å)
1:FB:1099:G:C6	1:FB:1100:C:C2	3.01	0.49
2:GB:395:U:H1'	2:GB:396:G:N7	2.28	0.49
2:GB:458:G:H5''	31:JC:38:GLY:O	2.11	0.49
2:GB:501:A:OP1	22:AC:19:LYS:NZ	2.45	0.49
2:GB:524:U:H4'	2:GB:554:U:H4'	1.94	0.49
2:GB:855:G:H5''	2:GB:856:C:OP2	2.13	0.49
2:GB:1803:A:H2	2:GB:1822:G:N3	2.11	0.49
2:GB:2478:A:OP2	33:LC:2:LYS:HE2	2.13	0.49
2:GB:2516:G:C4	2:GB:2569:G:N2	2.81	0.49
7:LB:7:TYR:O	7:LB:22:ALA:HB3	2.13	0.49
12:QB:120:GLU:OE2	12:QB:122:LEU:HD21	2.13	0.49
20:YB:34:ASN:HA	20:YB:37:ARG:HB2	1.95	0.49
22:AC:99:CYS:SG	22:AC:100:ALA:N	2.85	0.49
23:BC:105:VAL:HG11	23:BC:138:GLU:HG2	1.95	0.49
40:UC:27:GLN:HA	40:UC:30:LEU:HB2	1.94	0.49
42:WC:30:ARG:HA	42:WC:33:GLU:HB3	1.95	0.49
54:ID:37:SER:HB3	54:ID:84:LEU:HD11	1.95	0.49
1:A:1010:G:H2'	1:A:1011:G:H8	1.78	0.48
1:A:1220:G:N2	53:CB:54:GLY:O	2.46	0.48
1:A:1382:C:H2'	1:A:1383:C:H6	1.78	0.48
1:A:1483:A:H1'	2:B:1948:G:H1'	1.95	0.48
2:B:70:G:H5''	2:B:112:U:O2	2.13	0.48
2:B:586:A:H5'	7:G:89:VAL:HG21	1.95	0.48
2:B:979:G:H3'	2:B:980:A:C5'	2.43	0.48
2:B:1451:C:N4	2:B:1459:G:H1	2.11	0.48
5:E:228:PRO:HD3	5:E:235:GLY:N	2.28	0.48
7:G:53:THR:N	7:G:56:GLU:HG3	2.28	0.48
8:H:96:ARG:O	8:H:99:MET:HB3	2.13	0.48
11:K:10:GLU:OE2	11:K:11:PRO:HD2	2.13	0.48
22:V:86:ARG:NH1	22:V:100:ALA:HA	2.28	0.48
37:MA:11:ARG:HA	37:MA:14:ILE:HB	1.94	0.48
41:QA:37:ASN:HA	43:SA:41:VAL:HG13	1.94	0.48
43:SA:70:LYS:O	43:SA:73:GLN:HG2	2.13	0.48
43:SA:93:ARG:NH1	43:SA:97:LYS:HD3	2.26	0.48
46:VA:28:LYS:HB2	46:VA:33:ARG:HH21	1.78	0.48
46:VA:110:VAL:HG23	46:VA:120:TYR:HB3	1.94	0.48
46:VA:124:LYS:HG3	46:VA:125:PRO:HD2	1.95	0.48
54:DB:76:ALA:O	54:DB:80:ARG:HB2	2.13	0.48
1:FB:588:G:H2'	1:FB:589:C:C6	2.47	0.48
2:GB:279:C:H6	2:GB:279:C:OP2	1.94	0.48
2:GB:507:A:HO2'	2:GB:508:G:P	2.33	0.48

Continued on next page...

Continued from previous page...

Atom-1	Atom-2	Interatomic distance (Å)	Clash overlap (Å)
2:GB:1557:C:OP2	2:GB:1558:A:H2'	2.12	0.48
6:KB:134:ILE:O	6:KB:136:ARG:N	2.46	0.48
8:MB:114:ILE:HG22	8:MB:140:ILE:HG21	1.95	0.48
11:PB:96:GLU:O	11:PB:100:GLU:HG3	2.13	0.48
14:SB:43:THR:N	14:SB:46:GLN:OE1	2.35	0.48
17:VB:39:ARG:HH12	17:VB:41:ARG:HD3	1.78	0.48
36:QC:195:ASP:O	42:WC:68:ARG:NH2	2.46	0.48
37:RC:112:SER:O	37:RC:116:VAL:HG23	2.14	0.48
37:RC:125:GLU:HA	37:RC:191:THR:HG22	1.95	0.48
38:SC:8:VAL:HG22	38:SC:21:LEU:HD13	1.93	0.48
45:ZC:25:TYR:CD1	45:ZC:88:GLY:HA2	2.48	0.48
47:BD:31:LYS:NZ	47:BD:31:LYS:HA	2.27	0.48
1:A:989:C:H42	1:A:1217:C:N4	2.10	0.48
1:A:1063:C:H5''	1:A:1064:G:OP2	2.13	0.48
1:A:1236:A:O2'	1:A:1304:G:H4'	2.13	0.48
1:A:1251:A:OP2	43:SA:67:GLY:HA2	2.13	0.48
1:A:1290:G:H2'	1:A:1291:G:C8	2.48	0.48
2:B:548:A:H4'	19:S:19:LYS:NZ	2.28	0.48
2:B:1491:G:H2'	2:B:1492:G:H8	1.77	0.48
2:B:1669:A:H4'	2:B:2549:G:H4'	1.95	0.48
3:C:112:G:H2'	3:C:113:C:C6	2.48	0.48
5:E:145:VAL:HG12	5:E:146:GLU:O	2.13	0.48
14:N:64:ILE:HG13	23:W:178:GLU:HG3	1.95	0.48
26:Z:39:ALA:HB2	26:Z:44:LEU:HD23	1.96	0.48
37:MA:39:ILE:HD12	37:MA:59:ARG:HH22	1.78	0.48
39:OA:37:ARG:NH1	39:OA:111:GLU:HB3	2.27	0.48
42:RA:101:PRO:HG2	42:RA:133:LEU:HD11	1.95	0.48
1:FB:197:A:N6	1:FB:221:C:H5'	2.29	0.48
1:FB:337:C:H2'	1:FB:338:A:H8	1.77	0.48
1:FB:509:A:OP2	1:FB:510:A:OP2	2.31	0.48
1:FB:1275:A:P	1:FB:1275:A:H8	2.35	0.48
1:FB:1442:G:N3	1:FB:1442:G:H2'	2.28	0.48
2:GB:10:G:H4'	2:GB:2801:A:C2	2.48	0.48
2:GB:274:G:H1'	2:GB:363(A):G:H22	1.78	0.48
2:GB:662:G:H2'	2:GB:663:G:C8	2.47	0.48
2:GB:1993:U:H5''	6:KB:128:SER:HB3	1.95	0.48
8:MB:39:ILE:HG13	8:MB:157:ILE:HG22	1.94	0.48
8:MB:135:LEU:C	8:MB:136:ARG:HG3	2.33	0.48
11:PB:30:ILE:HG22	11:PB:34:LEU:HD22	1.95	0.48
15:TB:104:ARG:HB3	15:TB:107:ASP:OD1	2.13	0.48
19:XB:73:SER:OG	19:XB:74:LYS:N	2.46	0.48

Continued on next page...

Continued from previous page...

Atom-1	Atom-2	Interatomic distance (Å)	Clash overlap (Å)
23:BC:8:TYR:HD2	23:BC:38:TYR:HH	1.61	0.48
23:BC:131:ARG:H	23:BC:131:ARG:HD2	1.78	0.48
37:RC:36:ASP:OD2	37:RC:59:ARG:NH2	2.43	0.48
41:VC:126:ASP:HB3	41:VC:131:LYS:O	2.13	0.48
1:A:160:A:H1'	1:A:344:A:N7	2.28	0.48
1:A:250:A:H4'	1:A:251:G:O5'	2.12	0.48
1:A:953:G:H5'	1:A:965:A:H61	1.78	0.48
1:A:984:C:N3	1:A:1221:G:N2	2.40	0.48
1:A:1054:C:OP2	1:A:1197:G:OP2	2.31	0.48
2:B:1268:A:C2	2:B:2013:A:C4	3.02	0.48
2:B:2156:G:H8	2:B:2156:G:OP2	1.96	0.48
2:B:2716:U:H2'	2:B:2717:G:C8	2.48	0.48
6:F:11:MET:HB3	6:F:24:THR:HA	1.93	0.48
8:H:4:ASP:OD2	8:H:9:ARG:HD2	2.13	0.48
8:H:114:ILE:HG22	8:H:140:ILE:HG21	1.95	0.48
9:I:16:SER:HB3	9:I:27:LYS:N	2.28	0.48
42:RA:34:GLU:O	42:RA:37:ARG:HG3	2.13	0.48
46:VA:86:ARG:HH21	46:VA:99:HIS:HD1	1.60	0.48
54:DB:10:LEU:CD1	54:DB:11:SER:H	2.26	0.48
1:FB:35:G:O2'	46:AD:118:SER:O	2.31	0.48
1:FB:668:G:H1	1:FB:738:C:H42	1.61	0.48
1:FB:870:U:H4'	1:FB:871:U:H5''	1.93	0.48
1:FB:1353:G:OP1	55:JD:10:ARG:NH2	2.46	0.48
2:GB:1592:C:H2'	2:GB:1593:G:H8	1.77	0.48
2:GB:2563:U:O2	2:GB:2565:A:H8	1.96	0.48
3:HB:111:U:H2'	3:HB:112:G:H8	1.78	0.48
8:MB:77:ILE:HB	8:MB:80:PHE:HB2	1.94	0.48
8:MB:139:LEU:HD23	8:MB:139:LEU:H	1.78	0.48
15:TB:60:LEU:HD21	15:TB:64:ARG:NH1	2.27	0.48
19:XB:14:VAL:HG12	19:XB:18:LEU:HD23	1.94	0.48
36:QC:16:HIS:CE1	36:QC:204:ASN:HB2	2.47	0.48
38:SC:53:ASP:O	38:SC:57:ARG:HD3	2.13	0.48
45:ZC:86:GLY:H	45:ZC:112:THR:HG23	1.77	0.48
1:A:327:A:C4	1:A:329:A:C8	3.02	0.48
1:A:1146:A:H2'	1:A:1147:C:O4'	2.13	0.48
1:A:1190:G:P	37:MA:5:ILE:HB	2.53	0.48
2:B:511:U:C5	2:B:512:G:C5	3.01	0.48
2:B:885:C:O2'	2:B:890:A:N6	2.46	0.48
2:B:1341:U:O4	21:U:16:LYS:NZ	2.37	0.48
2:B:1598:C:H2'	2:B:1599:C:H6	1.78	0.48
2:B:1657:C:H2'	2:B:1658:C:C6	2.48	0.48

Continued on next page...

Continued from previous page...

Atom-1	Atom-2	Interatomic distance (Å)	Clash overlap (Å)
2:B:1899:G:H2'	2:B:1899:G:N3	2.28	0.48
2:B:2602:A:H5''	4:IA:75:C:P	2.53	0.48
11:K:7:LYS:HA	11:K:7:LYS:HZ2	1.77	0.48
14:N:116:GLU:OE2	14:N:119:ARG:NH2	2.47	0.48
25:Y:77:ALA:HB2	25:Y:94:LEU:HD21	1.95	0.48
35:JA:185:GLN:HG3	35:JA:198:THR:HG23	1.95	0.48
37:MA:40:ARG:HG2	37:MA:55:VAL:HG11	1.95	0.48
41:QA:69:VAL:HG12	41:QA:103:TRP:HE3	1.78	0.48
46:VA:77:LEU:HD21	46:VA:107:ALA:HB2	1.95	0.48
1:FB:1015:A:H2'	1:FB:1016:A:C8	2.48	0.48
1:FB:1220:G:N2	53:HD:54:GLY:O	2.46	0.48
1:FB:1249:C:H1'	43:XC:69:GLY:O	2.13	0.48
1:FB:1378:C:H5	1:FB:1379:G:C8	2.31	0.48
2:GB:376:C:N4	2:GB:398:G:H1	2.11	0.48
2:GB:380:U:H2'	2:GB:381:G:C8	2.47	0.48
2:GB:434:U:H1'	2:GB:435:C:H5	1.78	0.48
2:GB:618(A):G:H5'	7:LB:205:ARG:NH1	2.29	0.48
2:GB:755:C:H2'	2:GB:756:C:H6	1.78	0.48
2:GB:1047:G:H2'	2:GB:1110:G:N1	2.28	0.48
2:GB:1359:A:C2	2:GB:1372:U:O4	2.66	0.48
5:JB:260:ARG:NH2	5:JB:266:SER:OG	2.46	0.48
10:OB:97:ILE:HD12	10:OB:142:VAL:HG11	1.95	0.48
11:PB:9:VAL:HG11	11:PB:39:ARG:NH2	2.28	0.48
12:QB:2:ILE:HD12	12:QB:8:LEU:HD21	1.95	0.48
14:SB:38:GLU:OE2	14:SB:127:ILE:HA	2.13	0.48
20:YB:78:GLU:HG3	20:YB:79:GLY:N	2.26	0.48
24:CC:41:ARG:HG3	24:CC:41:ARG:NH1	2.29	0.48
35:PC:324:LEU:HD12	35:PC:326:LEU:HB2	1.95	0.48
38:SC:142:PRO:HA	38:SC:185:PHE:HD2	1.78	0.48
42:WC:20:TYR:HA	42:WC:65:TYR:CE1	2.48	0.48
43:XC:25:LYS:HD3	43:XC:60:ASP:OD2	2.14	0.48
49:DD:55:GLY:O	49:DD:59:MET:HG3	2.14	0.48
1:A:293:G:H8	1:A:293:G:OP2	1.95	0.48
1:A:451:A:N6	1:A:480:U:H2'	2.29	0.48
1:A:958:A:N6	53:CB:77:THR:O	2.46	0.48
2:B:395:U:H1'	2:B:396:G:N7	2.28	0.48
2:B:647:G:H8	2:B:647:G:O5'	1.96	0.48
2:B:1019:U:H2'	2:B:1020:A:C8	2.49	0.48
2:B:2351:G:HO2'	2:B:2352:A:H8	1.60	0.48
2:B:2529:G:H5''	2:B:2530:A:H5''	1.96	0.48
2:B:2748:A:H2'	2:B:2749:A:H8	1.79	0.48

Continued on next page...

Continued from previous page...

Atom-1	Atom-2	Interatomic distance (Å)	Clash overlap (Å)
5:E:132:PRO:HD2	5:E:135:PHE:HD2	1.78	0.48
7:G:102:PRO:O	7:G:106:ARG:HG3	2.14	0.48
8:H:126:ASP:OD2	8:H:127:GLY:N	2.40	0.48
18:R:49:HIS:HA	18:R:52:ARG:HB3	1.96	0.48
36:LA:80:ILE:O	36:LA:84:GLU:HG2	2.13	0.48
39:OA:102:ALA:HB2	39:OA:120:THR:HG21	1.94	0.48
44:TA:79:ARG:O	44:TA:83:GLU:HB2	2.14	0.48
1:FB:278:G:N2	51:FD:95:TYR:HB3	2.28	0.48
1:FB:961:U:OP2	1:FB:1223:C:O4'	2.31	0.48
1:FB:984:C:N3	1:FB:1221:G:N2	2.39	0.48
1:FB:1325:C:OP1	55:JD:15:ARG:HD3	2.13	0.48
2:GB:79:G:O2'	2:GB:346:A:N3	2.36	0.48
2:GB:1314:C:OP1	2:GB:1315:C:OP2	2.31	0.48
2:GB:2852:G:H2'	2:GB:2853:C:C6	2.48	0.48
2:GB:2876:G:OP1	17:VB:3:ARG:NH2	2.46	0.48
7:LB:52:LYS:HA	7:LB:56:GLU:OE1	2.14	0.48
15:TB:26:LYS:HE3	15:TB:70:LEU:O	2.12	0.48
16:UB:12:PHE:HB3	16:UB:16:ASN:HD21	1.78	0.48
20:YB:20:VAL:HA	20:YB:23:LEU:HD12	1.95	0.48
26:EC:17:SER:N	26:EC:20:GLU:OE2	2.46	0.48
43:XC:36:TYR:HE2	43:XC:65:VAL:HG11	1.79	0.48
54:ID:57:ARG:HH11	54:ID:102:GLY:HA3	1.74	0.48
54:ID:86:ARG:HG2	54:ID:86:ARG:NH1	2.27	0.48
1:A:102:G:O2'	1:A:151:A:N3	2.41	0.48
1:A:837:G:C2	1:A:838:G:C8	3.02	0.48
1:A:875:C:O2'	42:RA:14:ARG:HD2	2.13	0.48
1:A:1072:G:N2	36:LA:107:THR:HG21	2.29	0.48
1:A:1252:A:H61	1:A:1285:A:N6	2.12	0.48
1:A:1278:U:H5''	1:A:1279:A:O4'	2.14	0.48
1:A:1331:G:O6	55:EB:7:ARG:NH2	2.47	0.48
2:B:662:G:H2'	2:B:663:G:C8	2.49	0.48
2:B:1426:G:O2'	2:B:1572:A:N6	2.43	0.48
2:B:1590:U:H2'	2:B:1591:G:C8	2.48	0.48
2:B:1657:C:O3'	6:F:133:LYS:HB3	2.14	0.48
2:B:2623:G:H4'	2:B:2825:G:C8	2.49	0.48
5:E:183:ARG:HH11	5:E:183:ARG:HG2	1.78	0.48
6:F:13:ARG:HG2	6:F:13:ARG:HH11	1.79	0.48
7:G:64:ILE:HG13	7:G:76:GLY:O	2.14	0.48
8:H:63:ILE:HG23	8:H:64:THR:HG23	1.96	0.48
12:L:13:ASN:HD21	12:L:97:ARG:HG3	1.75	0.48
44:TA:51:ARG:HG2	44:TA:61:GLU:HG2	1.95	0.48

Continued on next page...

Continued from previous page...

Atom-1	Atom-2	Interatomic distance (Å)	Clash overlap (Å)
47:WA:91:ARG:HH12	47:WA:96:LEU:C	2.16	0.48
1:FB:613:C:H2'	1:FB:614:A:C8	2.49	0.48
1:FB:1063:C:H5''	1:FB:1064:G:OP2	2.14	0.48
1:FB:1175:G:OP2	1:FB:1175:G:C8	2.66	0.48
1:FB:1275:A:C8	1:FB:1275:A:OP2	2.66	0.48
1:FB:1493:A:HO2'	1:FB:1494:G:P	2.37	0.48
2:GB:48:G:N1	2:GB:177:G:OP2	2.44	0.48
2:GB:637:A:H8	13:RB:117:GLU:HG3	1.78	0.48
2:GB:1382:G:H8	2:GB:1382:G:O5'	1.96	0.48
2:GB:1586:A:H3'	2:GB:1587:A:H8	1.78	0.48
2:GB:2116:G:O2'	2:GB:2117:A:N3	2.44	0.48
6:KB:12:THR:HB	17:VB:58:ASN:HD21	1.79	0.48
13:RB:3:LEU:HD12	13:RB:3:LEU:H	1.78	0.48
17:VB:23:ARG:HB2	17:VB:120:ARG:HH12	1.78	0.48
32:KC:52:LYS:HB3	32:KC:53:PRO:HD3	1.95	0.48
1:A:163:C:H2'	1:A:164:U:O4'	2.14	0.48
1:A:406:G:H2'	1:A:407:G:C8	2.48	0.48
2:B:140:A:C8	2:B:1408:C:O2'	2.64	0.48
2:B:330:A:O2'	2:B:331:A:C8	2.66	0.48
2:B:929:G:H8	2:B:929:G:O5'	1.96	0.48
2:B:1188:U:O2'	2:B:1189:A:H5'	2.13	0.48
2:B:1448:G:H1'	2:B:1528:A:N1	2.29	0.48
2:B:2369:A:H2'	2:B:2370:G:C8	2.49	0.48
5:E:208:LYS:HG3	5:E:211:ARG:H	1.79	0.48
9:I:13:LYS:HA	9:I:14:GLY:HA2	1.53	0.48
40:PA:61:LEU:HD23	40:PA:63:TYR:CE2	2.48	0.48
1:FB:991:U:H4'	1:FB:992:U:H5''	1.96	0.48
1:FB:1146:A:H2'	1:FB:1147:C:O4'	2.14	0.48
1:FB:1251:A:H2'	1:FB:1252:A:O4'	2.14	0.48
2:GB:637:A:OP1	13:RB:133:SER:OG	2.32	0.48
2:GB:1583:A:H5''	2:GB:1585:C:OP1	2.14	0.48
2:GB:2086:U:H2'	2:GB:2087:G:C8	2.48	0.48
2:GB:2153:G:H2'	2:GB:2154:G:H8	1.79	0.48
2:GB:2591:C:H2'	2:GB:2592:G:C8	2.49	0.48
2:GB:2641:G:P	11:PB:74:ARG:HH21	2.37	0.48
4:IB:64:G:H2'	4:IB:65:C:C6	2.47	0.48
15:TB:21:TYR:HB3	15:TB:47:PHE:CD2	2.49	0.48
24:CC:63:VAL:O	24:CC:81:VAL:HG11	2.14	0.48
39:TC:20:GLN:HG3	39:TC:23:GLY:H	1.79	0.48
39:TC:37:ARG:NH1	39:TC:111:GLU:HB3	2.28	0.48
46:AD:110:VAL:HG23	46:AD:120:TYR:HB3	1.96	0.48

Continued on next page...

Continued from previous page...

Atom-1	Atom-2	Interatomic distance (Å)	Clash overlap (Å)
55:JD:9:ARG:HG3	55:JD:10:ARG:HG2	1.96	0.48
1:A:1378:C:H5	1:A:1379:G:C8	2.32	0.48
2:B:593:G:C6	2:B:594:U:C4	3.02	0.48
2:B:768:G:C5	2:B:769:G:N7	2.82	0.48
2:B:885:C:C3'	2:B:886:C:H4'	2.39	0.48
2:B:1206:G:C6	2:B:1207:C:C4	3.01	0.48
2:B:1388:G:H2'	2:B:1389:G:C8	2.48	0.48
2:B:1996:C:H4'	2:B:1997:G:H5'	1.95	0.48
2:B:2272:U:H5''	2:B:2273:A:OP1	2.14	0.48
2:B:2647:U:H2'	2:B:2648:C:C6	2.48	0.48
10:J:9:LEU:HD22	10:J:10:GLU:OE2	2.13	0.48
15:O:105:ARG:HH11	15:O:105:ARG:CG	2.27	0.48
16:P:28:VAL:HG23	16:P:37:ALA:HB2	1.96	0.48
17:Q:55:ASN:H	17:Q:59:THR:HB	1.79	0.48
23:W:103:ARG:HB2	23:W:138:GLU:HA	1.95	0.48
32:FA:6:THR:HG23	32:FA:63:PRO:HD2	1.95	0.48
36:LA:47:THR:HG22	36:LA:51:LEU:HD23	1.96	0.48
48:XA:24:CYS:SG	48:XA:25:VAL:N	2.87	0.48
52:BB:30:ASP:OD2	52:BB:33:ASP:N	2.46	0.48
54:DB:10:LEU:HD12	54:DB:12:ALA:H	1.78	0.48
1:FB:241:C:H42	1:FB:285:G:H1	1.62	0.48
1:FB:406:G:H2'	1:FB:407:G:C8	2.48	0.48
1:FB:688:G:H2'	1:FB:689:C:C6	2.49	0.48
1:FB:750:G:N3	49:DD:23:GLY:HA3	2.29	0.48
1:FB:753:A:H5'	1:FB:754:C:C6	2.49	0.48
1:FB:922:G:O2'	1:FB:1398:A:N1	2.41	0.48
1:FB:1348:U:C2	1:FB:1349:A:C8	3.01	0.48
1:FB:1431:C:H2'	1:FB:1432:G:O4'	2.13	0.48
1:FB:1437:C:H42	1:FB:1464:G:H1	1.61	0.48
2:GB:242:G:O2'	2:GB:254:G:O6	2.20	0.48
2:GB:589:C:H2'	2:GB:590:A:H8	1.77	0.48
2:GB:747:U:O2	2:GB:2014:A:H1'	2.12	0.48
2:GB:1061:U:OP2	2:GB:1062:G:OP2	2.32	0.48
2:GB:1071:G:H1'	2:GB:1089:G:C8	2.49	0.48
2:GB:1111:A:H4'	2:GB:1112:G:OP1	2.13	0.48
2:GB:1932:A:H2'	2:GB:1933:G:O4'	2.13	0.48
2:GB:2279:G:N2	2:GB:2280:G:H1'	2.29	0.48
2:GB:2330:G:H2'	2:GB:2331:G:O4'	2.14	0.48
2:GB:2809:A:OP2	2:GB:2891:G:C2	2.67	0.48
2:GB:2875:C:H2'	2:GB:2876:G:O4'	2.14	0.48
6:KB:93:VAL:HG11	6:KB:181:LEU:O	2.14	0.48

Continued on next page...

Continued from previous page...

Atom-1	Atom-2	Interatomic distance (Å)	Clash overlap (Å)
7:LB:64:ILE:HG13	7:LB:76:GLY:O	2.14	0.48
10:OB:66:GLU:OE2	10:OB:69:LYS:HG2	2.14	0.48
23:BC:103:ARG:HG3	23:BC:136:PHE:HB3	1.96	0.48
4:NC:54:5MU:H73	4:NC:55:PSU:O2	2.14	0.48
37:RC:87:LEU:HD11	37:RC:101:LEU:HD13	1.96	0.48
39:TC:102:ALA:HB3	39:TC:107:ARG:HB2	1.96	0.48
41:VC:16:LEU:HG	43:XC:42:ARG:HA	1.96	0.48
48:CD:13:THR:HG23	48:CD:20:ALA:HB2	1.96	0.48
1:A:967:5MC:H4'	43:SA:125:TYR:OH	2.14	0.48
1:A:1241:G:H5''	1:A:1242:C:OP2	2.14	0.48
2:B:27:G:C4	2:B:512:G:N2	2.82	0.48
2:B:67:U:H2'	2:B:68:G:H8	1.79	0.48
2:B:242:G:O2'	2:B:254:G:O6	2.24	0.48
2:B:363(E):G:H2'	2:B:363(F):U:O4'	2.13	0.48
2:B:492:A:H2'	2:B:493:G:O4'	2.14	0.48
2:B:959:A:N6	2:B:960:A:N1	2.62	0.48
2:B:1542:G:OP2	2:B:1543:A:O2'	2.14	0.48
2:B:2378:A:O2'	16:P:21:THR:HG21	2.13	0.48
2:B:2591:C:H2'	2:B:2592:G:C8	2.49	0.48
3:C:102:G:H21	23:W:73:GLN:HE22	1.60	0.48
3:C:102:G:H21	23:W:73:GLN:NE2	2.11	0.48
9:I:55:PRO:HG2	9:I:61:HIS:NE2	2.29	0.48
23:W:8:TYR:HD2	23:W:38:TYR:CZ	2.32	0.48
27:AA:35:ARG:HH11	27:AA:35:ARG:CB	2.26	0.48
34:HA:14:A:H3'	34:HA:15:A:H8	1.79	0.48
37:MA:109:PRO:HB2	37:MA:119:ARG:HH12	1.79	0.48
37:MA:111:LEU:HB3	37:MA:204:LEU:HD21	1.96	0.48
41:QA:90:GLU:OE2	41:QA:90:GLU:HA	2.14	0.48
50:ZA:19:ILE:N	50:ZA:37:GLY:O	2.47	0.48
1:FB:87:A:H5''	1:FB:88:C:C2	2.49	0.48
1:FB:1132:C:H2'	1:FB:1133:G:C8	2.46	0.48
1:FB:1250:A:H5'	1:FB:1251:A:OP2	2.14	0.48
1:FB:1316:G:O6	53:HD:3:ARG:NH1	2.47	0.48
1:FB:1401:G:OP1	34:MC:18:G:O2'	2.29	0.48
2:GB:302:C:H2'	2:GB:303:U:H6	1.78	0.48
2:GB:644:A:H4'	2:GB:645:C:C5	2.44	0.48
2:GB:1006:C:C2	2:GB:1138:G:N2	2.82	0.48
2:GB:1899:G:H2'	2:GB:1899:G:N3	2.29	0.48
2:GB:2262:U:OP2	24:CC:19:LYS:HE3	2.14	0.48
22:AC:76:CYS:SG	22:AC:78:ALA:HB3	2.54	0.48
26:EC:35:LEU:HB3	26:EC:50:ILE:HG12	1.94	0.48

Continued on next page...

Continued from previous page...

Atom-1	Atom-2	Interatomic distance (Å)	Clash overlap (Å)
28:GC:25:TYR:CD2	28:GC:25:TYR:N	2.82	0.48
35:OC:119:THR:HG22	35:OC:120:GLY:H	1.78	0.48
35:OC:145:ARG:H	35:OC:167:SER:HB2	1.79	0.48
36:QC:80:ILE:O	36:QC:84:GLU:HG2	2.14	0.48
38:SC:196:LEU:HD12	38:SC:196:LEU:HA	1.75	0.48
42:WC:91:ARG:HG3	46:AD:7:ILE:HG13	1.96	0.48
44:YC:49:VAL:CG2	48:CD:41:ARG:HB2	2.44	0.48
51:FD:14:LYS:N	51:FD:14:LYS:HE3	2.29	0.48
1:A:197:A:N6	1:A:221:C:H5'	2.29	0.48
1:A:201:C:H3'	1:A:208:U:H5''	1.96	0.48
1:A:688:G:H2'	1:A:689:C:H6	1.78	0.48
1:A:1238:A:O5'	1:A:1336:C:N4	2.31	0.48
1:A:1299:A:N3	1:A:1299:A:H2'	2.29	0.48
1:A:1327:C:H2'	1:A:1328:C:C6	2.49	0.48
1:A:1348:U:H2'	1:A:1349:A:H8	1.78	0.48
2:B:252:G:OP1	13:M:50:ARG:NH1	2.46	0.48
2:B:380:U:H2'	2:B:381:G:H8	1.78	0.48
2:B:960:A:H5''	2:B:961:C:OP2	2.14	0.48
2:B:2291:U:OP1	2:B:2380:C:O2'	2.29	0.48
2:B:2686:G:H5'	2:B:2687:U:OP2	2.14	0.48
2:B:2852:G:H2'	2:B:2853:C:C6	2.48	0.48
8:H:139:LEU:HD23	8:H:139:LEU:H	1.79	0.48
12:L:101:PRO:HD3	17:Q:67:SER:O	2.12	0.48
15:O:36:THR:HG22	15:O:37:THR:N	2.29	0.48
28:BA:25:TYR:N	28:BA:25:TYR:CD2	2.82	0.48
47:WA:70:LEU:O	47:WA:74:VAL:HG23	2.13	0.48
1:FB:674:G:H2'	1:FB:675:A:C8	2.47	0.48
1:FB:816:A:OP2	1:FB:1527:C:H4'	2.13	0.48
1:FB:837:G:C2	1:FB:838:G:C8	3.02	0.48
1:FB:1004:A:H61	1:FB:1026:G:H5''	1.79	0.48
2:GB:196:A:OP2	13:RB:46:LYS:NZ	2.47	0.48
2:GB:1024:G:C6	2:GB:1025:G:C6	3.02	0.48
2:GB:1394:U:C4	2:GB:1395:A:C6	3.02	0.48
2:GB:1657:C:H2'	2:GB:1658:C:C6	2.48	0.48
2:GB:1870:C:H2'	2:GB:1871:A:O4'	2.14	0.48
2:GB:2581:G:C6	2:GB:2610:C:N3	2.82	0.48
8:MB:9:ARG:O	8:MB:12:TYR:HB2	2.14	0.48
8:MB:174:GLU:HA	8:MB:180:PHE:HE2	1.78	0.48
14:SB:67:ARG:HD2	14:SB:105:GLU:OE2	2.13	0.48
15:TB:54:LEU:HD21	15:TB:65:LEU:HB3	1.96	0.48
17:VB:124:ASP:O	17:VB:128:GLU:HB3	2.13	0.48

Continued on next page...

Continued from previous page...

Atom-1	Atom-2	Interatomic distance (Å)	Clash overlap (Å)
23:BC:94:GLU:O	23:BC:130:PRO:HD3	2.13	0.48
23:BC:152:ALA:HB3	23:BC:166:SER:O	2.13	0.48
28:GC:59:PHE:CE2	53:HD:64:GLU:HG3	2.40	0.48
37:RC:40:ARG:HG2	37:RC:55:VAL:HG11	1.94	0.48
38:SC:3:ARG:NH2	38:SC:4:TYR:HB3	2.25	0.48
38:SC:57:ARG:NH1	39:TC:107:ARG:NH1	2.56	0.48
39:TC:37:ARG:HH12	39:TC:111:GLU:CB	2.27	0.48
42:WC:22:GLU:O	42:WC:63:LEU:HB2	2.13	0.48
46:AD:39:VAL:HG12	46:AD:57:LYS:CB	2.43	0.48
47:BD:39:ILE:HD11	47:BD:55:ARG:HH12	1.78	0.48
1:A:619:U:C4	38:NA:135:LEU:HD11	2.49	0.47
1:A:642:A:H2'	1:A:643:C:C6	2.49	0.47
1:A:1145:C:OP2	1:A:1145:C:H6	1.96	0.47
2:B:64:A:C4	21:U:66:LEU:HD13	2.49	0.47
2:B:67:U:H2'	2:B:68:G:C8	2.49	0.47
2:B:71:A:H3'	2:B:71:A:OP2	2.14	0.47
2:B:760:G:H2'	2:B:761:A:O4'	2.13	0.47
2:B:857:C:N4	2:B:858:U:O4	2.47	0.47
2:B:1322:A:C5	2:B:1323:U:C5	3.02	0.47
2:B:2036:C:H6	2:B:2036:C:H5'	1.79	0.47
2:B:2114:A:H2'	2:B:2115:G:H5'	1.96	0.47
2:B:2247:A:H2'	2:B:2248:C:H6	1.78	0.47
5:E:33:LEU:HD13	5:E:104:TYR:CE2	2.49	0.47
7:G:64:ILE:HD13	7:G:65:TRP:CD2	2.49	0.47
7:G:196:LEU:HA	7:G:196:LEU:HD23	1.66	0.47
8:H:96:ARG:O	8:H:98:ARG:N	2.42	0.47
9:I:25:LYS:HE2	9:I:34:GLU:HB2	1.96	0.47
15:O:104:ARG:HD2	15:O:109:ALA:HB3	1.96	0.47
20:T:17:VAL:HG11	20:T:103:ILE:HD13	1.94	0.47
36:LA:195:ASP:O	42:RA:68:ARG:NH2	2.47	0.47
39:OA:86:ALA:HB3	39:OA:130:ASN:ND2	2.28	0.47
42:RA:81:HIS:HD2	42:RA:104:ARG:HH22	1.61	0.47
1:FB:735:C:H2'	1:FB:736:C:H6	1.79	0.47
1:FB:753:A:OP1	49:DD:69:TYR:OH	2.22	0.47
1:FB:1080:A:H5''	1:FB:1081:G:OP2	2.14	0.47
2:GB:581:C:H2'	2:GB:582:G:H8	1.79	0.47
2:GB:735:A:H3'	2:GB:736:C:H6	1.78	0.47
2:GB:929:G:H8	2:GB:929:G:O5'	1.97	0.47
2:GB:1049:C:H2'	2:GB:1050:A:H8	1.78	0.47
2:GB:1472:A:H61	2:GB:1521:G:H1'	1.77	0.47
2:GB:1846:G:H5''	2:GB:1847:A:OP2	2.14	0.47

Continued on next page...

Continued from previous page...

Atom-1	Atom-2	Interatomic distance (Å)	Clash overlap (Å)
2:GB:1946:U:H2'	2:GB:1947:C:C6	2.49	0.47
2:GB:2432:A:C4	25:DC:33:LYS:HG3	2.48	0.47
6:KB:54:GLN:HB2	6:KB:76:ARG:HG3	1.95	0.47
8:MB:120:LEU:HB2	8:MB:179:PRO:O	2.14	0.47
9:NB:27:LYS:HA	9:NB:32:GLU:HA	1.96	0.47
10:OB:86:THR:O	10:OB:123:LEU:HB2	2.14	0.47
11:PB:12:ARG:HH22	11:PB:138:LEU:HD11	1.78	0.47
16:UB:25:ARG:NH2	16:UB:40:ILE:HD12	2.29	0.47
21:ZB:8:ILE:O	26:EC:36:ARG:NH2	2.47	0.47
25:DC:47:GLN:N	25:DC:62:VAL:O	2.41	0.47
36:QC:173:ALA:HA	36:QC:176:GLU:HB2	1.95	0.47
38:SC:35:ARG:O	38:SC:37:PRO:HD3	2.14	0.47
39:TC:13:ILE:HG21	39:TC:51:VAL:HG13	1.96	0.47
40:UC:13:ASN:OD1	40:UC:55:ASP:OD1	2.32	0.47
40:UC:67:MET:HE2	40:UC:75:LEU:HD13	1.95	0.47
42:WC:81:HIS:CD2	42:WC:104:ARG:HH22	2.32	0.47
46:AD:39:VAL:HG12	46:AD:57:LYS:HB3	1.95	0.47
47:BD:92:HIS:CG	47:BD:98:VAL:HG21	2.49	0.47
52:GD:30:ASP:OD2	52:GD:33:ASP:N	2.46	0.47
1:A:401:C:O2'	1:A:621:A:N3	2.44	0.47
1:A:740:U:OP2	49:YA:2:PRO:HG3	2.15	0.47
1:A:1015:A:H2'	1:A:1016:A:C8	2.49	0.47
1:A:1437:C:H42	1:A:1464:G:H1	1.62	0.47
2:B:699:A:H2'	2:B:700:G:O4'	2.13	0.47
2:B:817:C:O2'	2:B:839:U:OP1	2.20	0.47
2:B:1627:G:C2	2:B:1628:G:C8	3.02	0.47
2:B:1692:U:O2'	2:B:1693:U:H2'	2.14	0.47
2:B:1790:C:H2'	2:B:1791:A:C5	2.50	0.47
5:E:118:VAL:HG13	5:E:123:ALA:HB1	1.95	0.47
8:H:111:LEU:HD23	8:H:111:LEU:HA	1.76	0.47
10:J:69:LYS:HD2	10:J:73:GLU:OE1	2.14	0.47
11:K:12:ARG:HD3	11:K:50:ASP:OD2	2.14	0.47
15:O:26:LYS:HE3	15:O:70:LEU:O	2.14	0.47
20:T:39:THR:HG22	20:T:44:ALA:HB2	1.96	0.47
25:Y:86:SER:O	25:Y:90:ILE:HG13	2.14	0.47
38:NA:3:ARG:NH2	38:NA:4:TYR:HB3	2.25	0.47
46:VA:39:VAL:HG12	46:VA:57:LYS:CB	2.44	0.47
1:FB:950:U:OP2	47:BD:102:ARG:HG3	2.14	0.47
1:FB:959:A:N1	1:FB:1221:G:O2'	2.32	0.47
1:FB:1228:C:OP1	47:BD:115:LYS:N	2.42	0.47
1:FB:1366:C:O2'	44:YC:60:ARG:NH2	2.47	0.47

Continued on next page...

Continued from previous page...

Atom-1	Atom-2	Interatomic distance (Å)	Clash overlap (Å)
2:GB:70:G:H5''	2:GB:112:U:O2	2.15	0.47
2:GB:243:U:OP1	32:KC:6:THR:OG1	2.21	0.47
2:GB:478:A:C6	2:GB:480:A:C6	3.02	0.47
2:GB:1939:5MU:OP1	2:GB:2604:U:O2'	2.28	0.47
2:GB:2127:G:H1'	2:GB:2173:A:H2	1.79	0.47
2:GB:2135:A:N6	2:GB:2155:G:O6	2.48	0.47
6:KB:16:ARG:NH1	6:KB:171:GLU:OE2	2.46	0.47
9:NB:67:LEU:O	9:NB:71:LEU:HB2	2.15	0.47
13:RB:122:PRO:HB3	13:RB:142:GLY:O	2.14	0.47
14:SB:64:ILE:HG13	23:BC:178:GLU:HG3	1.96	0.47
22:AC:90:LEU:HB3	22:AC:92:ASN:OD1	2.13	0.47
36:QC:48:MET:HA	36:QC:51:LEU:HB2	1.96	0.47
40:UC:3:ARG:HH11	40:UC:3:ARG:CG	2.27	0.47
40:UC:94:GLN:HG3	52:GD:32:ARG:HD3	1.95	0.47
41:VC:37:ASN:HA	43:XC:41:VAL:HG13	1.95	0.47
50:ED:43:LYS:HG2	50:ED:48:TRP:CE3	2.49	0.47
54:ID:10:LEU:HD12	54:ID:11:SER:H	1.79	0.47
1:A:23:C:H5	1:A:561:U:O4	1.97	0.47
1:A:791:G:N2	1:A:1497:G:O3'	2.48	0.47
1:A:1274:G:C8	1:A:1274:G:OP2	2.67	0.47
2:B:1567:A:O2'	5:E:63:ARG:NH2	2.46	0.47
57:B:9001:BLS:H2'	4:IA:76:A:C4	2.49	0.47
44:TA:51:ARG:CZ	44:TA:61:GLU:HB3	2.45	0.47
52:BB:70:ILE:H	52:BB:70:ILE:HG13	1.54	0.47
1:FB:219:C:H2'	1:FB:220:G:O4'	2.14	0.47
1:FB:969:A:N6	43:XC:128:ARG:O	2.47	0.47
2:GB:833:U:O2	13:RB:55:ARG:NH2	2.45	0.47
2:GB:1115:G:H2'	2:GB:1116:C:C6	2.49	0.47
2:GB:1278:A:OP1	15:TB:36:THR:HG23	2.14	0.47
2:GB:1490:A:O2'	5:JB:99:ASP:OD1	2.26	0.47
2:GB:1538:G:H2'	2:GB:1539:G:C8	2.49	0.47
2:GB:1814:G:H4'	5:JB:51:VAL:HG21	1.95	0.47
2:GB:2816:C:O2	2:GB:2883:A:O2'	2.27	0.47
8:MB:32:PRO:HB2	8:MB:172:LEU:HD13	1.97	0.47
9:NB:19:VAL:HG12	9:NB:21:PRO:HD3	1.96	0.47
11:PB:30:ILE:HG23	11:PB:52:VAL:HG11	1.97	0.47
37:RC:109:PRO:HB2	37:RC:119:ARG:HH12	1.79	0.47
41:VC:86:GLN:HB2	41:VC:148:ASN:HD22	1.78	0.47
44:YC:40:LEU:HD23	44:YC:69:ASN:HB2	1.95	0.47
54:ID:76:ALA:O	54:ID:80:ARG:HB2	2.14	0.47
1:A:210:U:O2'	1:A:216:G:OP2	2.29	0.47

Continued on next page...

Continued from previous page...

Atom-1	Atom-2	Interatomic distance (Å)	Clash overlap (Å)
1:A:730:G:C5	1:A:731:G:H1'	2.49	0.47
1:A:943:U:OP2	1:A:943:U:H6	1.97	0.47
1:A:1103:C:H5'	36:LA:98:LEU:HD12	1.96	0.47
2:B:729:G:OP1	5:E:10:THR:OG1	2.21	0.47
2:B:1297:C:O2'	2:B:1302:A:N6	2.47	0.47
2:B:1494:A:H2'	2:B:1495:A:C8	2.49	0.47
2:B:1586:A:H3'	2:B:1587:A:H8	1.80	0.47
2:B:2211:G:H2'	2:B:2212:A:C2	2.50	0.47
2:B:2287:A:N6	2:B:2344:U:H3	2.11	0.47
3:C:48:A:H4'	16:P:95:HIS:HD2	1.79	0.47
4:D:64:G:H2'	4:D:65:C:C6	2.49	0.47
8:H:174:GLU:HA	8:H:180:PHE:HE2	1.80	0.47
10:J:9:LEU:O	10:J:12:LEU:HB3	2.15	0.47
15:O:88:ARG:NH1	15:O:89:ASP:OD1	2.47	0.47
31:EA:12:ARG:HD3	31:EA:46:VAL:HG13	1.97	0.47
4:IA:25:C:H2'	4:IA:26:G:O4'	2.15	0.47
36:LA:103:THR:HG23	36:LA:176:GLU:OE1	2.13	0.47
43:SA:3:GLN:OE1	43:SA:20:ARG:NH2	2.45	0.47
44:TA:79:ARG:HG2	44:TA:83:GLU:OE2	2.15	0.47
51:AB:10:VAL:HG23	51:AB:55:ASP:O	2.14	0.47
54:DB:29:LYS:HE2	54:DB:65:LYS:HB3	1.97	0.47
1:FB:778:G:O2'	45:ZC:120:ARG:O	2.30	0.47
1:FB:920:U:H2'	1:FB:921:U:C6	2.48	0.47
1:FB:976:G:O5'	1:FB:1358:U:O2'	2.32	0.47
1:FB:1299:A:N3	1:FB:1299:A:H2'	2.30	0.47
2:GB:1322:A:C5	2:GB:1323:U:C5	3.02	0.47
2:GB:1789:A:OP1	5:JB:221:VAL:HA	2.14	0.47
2:GB:2728:U:P	12:QB:70:LYS:HZ3	2.37	0.47
2:GB:2748:A:H2'	2:GB:2749:A:C8	2.48	0.47
5:JB:182:LEU:HD23	5:JB:182:LEU:HA	1.77	0.47
9:NB:13:LYS:HA	9:NB:14:GLY:HA2	1.53	0.47
11:PB:58:ASP:OD1	11:PB:125:GLY:N	2.47	0.47
18:WB:104:GLN:NE2	18:WB:105:VAL:HG23	2.29	0.47
4:NC:25:C:H2'	4:NC:26:G:O4'	2.15	0.47
38:SC:94:LEU:HA	38:SC:97:LEU:HB2	1.97	0.47
45:ZC:67:ASP:OD2	45:ZC:71:LYS:HE3	2.14	0.47
47:BD:70:LEU:O	47:BD:74:VAL:HG23	2.14	0.47
49:DD:44:LYS:O	49:DD:47:LYS:NZ	2.48	0.47
1:A:209:U:H4'	1:A:216:G:C2	2.49	0.47
1:A:554:C:H2'	1:A:555:C:H6	1.79	0.47
1:A:779:C:H2'	1:A:780:A:O4'	2.15	0.47

Continued on next page...

Continued from previous page...

Atom-1	Atom-2	Interatomic distance (Å)	Clash overlap (Å)
1:A:976:G:O5'	1:A:1358:U:O2'	2.30	0.47
1:A:1321:C:H4'	47:WA:87:TYR:CE2	2.49	0.47
1:A:1442:G:N3	1:A:1442:G:H2'	2.29	0.47
2:B:338:G:C2'	2:B:339:U:H5'	2.45	0.47
2:B:877:U:H2'	2:B:878:A:H5''	1.96	0.47
2:B:1024:G:C6	2:B:1025:G:C6	3.02	0.47
2:B:1057:A:H8	2:B:1086:A:H62	1.61	0.47
2:B:1394:U:C4	2:B:1395:A:C6	3.02	0.47
2:B:2227:A:O3'	5:E:261:LYS:NZ	2.40	0.47
4:D:18:G:O6	4:D:56:C:N4	2.48	0.47
5:E:78:LYS:HE3	5:E:114:GLY:HA2	1.94	0.47
6:F:134:ILE:O	6:F:136:ARG:N	2.47	0.47
7:G:52:LYS:HA	7:G:56:GLU:OE1	2.15	0.47
14:N:70:PRO:HA	14:N:95:ALA:HB2	1.97	0.47
20:T:34:ASN:HA	20:T:37:ARG:HB2	1.97	0.47
23:W:30:ASN:ND2	23:W:31:ARG:HG2	2.29	0.47
23:W:108:PRO:HB2	23:W:111:VAL:HG23	1.97	0.47
28:BA:57:GLU:HA	28:BA:58:ARG:HA	1.54	0.47
32:FA:17:THR:OG1	32:FA:21:LYS:HB2	2.14	0.47
33:GA:2:LYS:HB2	33:GA:34:GLN:HG2	1.97	0.47
34:HA:18:G:C6	4:IA:35:A:N1	2.82	0.47
4:IA:48:C:HO2'	4:IA:59:A:HO2'	1.61	0.47
38:NA:110:PHE:CD2	38:NA:110:PHE:N	2.82	0.47
38:NA:139:ARG:HH11	38:NA:139:ARG:HG3	1.78	0.47
41:QA:89:MET:HB3	41:QA:90:GLU:H	1.52	0.47
47:WA:34:LEU:HD22	47:WA:40:ASN:O	2.14	0.47
1:FB:131:C:O2	1:FB:231:G:N2	2.39	0.47
1:FB:404:U:H2'	1:FB:405:U:C6	2.50	0.47
1:FB:584:G:H2'	1:FB:585:G:C8	2.49	0.47
1:FB:715:A:H2'	1:FB:716:A:C8	2.49	0.47
1:FB:1274:G:H8	1:FB:1274:G:OP2	1.97	0.47
2:GB:1380:G:O2'	2:GB:1569:A:N6	2.47	0.47
2:GB:1526:G:H2'	2:GB:1527:G:O4'	2.15	0.47
2:GB:2287:A:N6	2:GB:2344:U:H3	2.12	0.47
5:JB:43:ARG:HH11	5:JB:43:ARG:CG	2.07	0.47
7:LB:165:ARG:O	7:LB:168:ARG:HB2	2.13	0.47
9:NB:16:SER:HB3	9:NB:27:LYS:N	2.29	0.47
10:OB:98:ALA:HA	10:OB:109:ILE:HD11	1.97	0.47
12:QB:69:VAL:HG11	12:QB:105:GLU:OE2	2.13	0.47
13:RB:43:GLY:O	13:RB:45:LEU:N	2.44	0.47
16:UB:89:ARG:NH1	16:UB:92:TYR:O	2.48	0.47

Continued on next page...

Continued from previous page...

Atom-1	Atom-2	Interatomic distance (Å)	Clash overlap (Å)
23:BC:5:LEU:HB3	23:BC:47:VAL:HG21	1.96	0.47
28:GC:11:PRO:HA	28:GC:25:TYR:HA	1.97	0.47
29:HC:49:CYS:SG	29:HC:51:TYR:HB2	2.55	0.47
30:IC:39:TYR:OH	30:IC:44:ARG:HG3	2.14	0.47
35:PC:342:GLU:OE2	35:PC:345:ILE:HD11	2.14	0.47
36:QC:193:ASP:HB3	36:QC:196:LEU:HD12	1.96	0.47
37:RC:30:ARG:HB3	37:RC:30:ARG:NH1	2.30	0.47
38:SC:102:ASP:OD2	38:SC:136:PRO:HB3	2.14	0.47
39:TC:17:ALA:HB2	39:TC:26:PHE:HD1	1.78	0.47
39:TC:106:PRO:O	39:TC:110:LEU:HG	2.15	0.47
47:BD:108:ARG:NH1	47:BD:112:GLY:O	2.47	0.47
1:A:241:C:H42	1:A:285:G:H1	1.60	0.47
1:A:344:A:H4'	1:A:345:C:OP2	2.15	0.47
1:A:967:5MC:H2'	1:A:968:A:N7	2.29	0.47
1:A:1220:G:H2'	1:A:1221:G:O4'	2.14	0.47
1:A:1430:C:H2'	1:A:1431:C:H6	1.80	0.47
2:B:137(B):G:H1'	21:U:41:ASN:ND2	2.29	0.47
2:B:251:A:C5	2:B:252:G:H1'	2.50	0.47
2:B:253:C:H2'	2:B:254:G:O4'	2.15	0.47
2:B:454:A:H4'	2:B:455:C:OP2	2.13	0.47
2:B:998:C:H2'	2:B:999:U:O4'	2.15	0.47
2:B:1354:A:C8	2:B:1355:G:C8	3.03	0.47
2:B:2197:U:O2'	2:B:2198:A:OP2	2.28	0.47
7:G:10:PRO:CA	7:G:17:ARG:HH12	2.27	0.47
7:G:53:THR:HG23	7:G:56:GLU:OE1	2.14	0.47
9:I:3:ARG:NH2	9:I:5:GLY:H	2.12	0.47
10:J:113:ARG:HD3	10:J:132:PRO:HA	1.97	0.47
12:L:25:LEU:HB2	12:L:38:VAL:HG23	1.96	0.47
16:P:7:TYR:CZ	16:P:91:PRO:HG2	2.50	0.47
35:JA:149:MET:HB2	35:JA:163:ILE:HG23	1.95	0.47
37:MA:30:ARG:NH1	37:MA:30:ARG:HB3	2.30	0.47
41:QA:16:LEU:HG	43:SA:42:ARG:HA	1.97	0.47
1:FB:986:A:H1'	1:FB:1220:G:N2	2.29	0.47
1:FB:1220:G:H2'	1:FB:1221:G:O4'	2.15	0.47
1:FB:1493:A:C5	2:GB:1913:A:C6	3.03	0.47
2:GB:7:G:H2'	2:GB:8:A:O4'	2.14	0.47
2:GB:363(B):A:H2'	2:GB:363(C):G:H8	1.77	0.47
2:GB:609(B):G:H2'	2:GB:610:C:H6	1.78	0.47
2:GB:1039:G:C6	2:GB:1040:C:C4	3.02	0.47
2:GB:2036:C:H6	2:GB:2036:C:H5'	1.80	0.47
2:GB:2290:G:H2'	2:GB:2291:U:O4'	2.13	0.47

Continued on next page...

Continued from previous page...

Atom-1	Atom-2	Interatomic distance (Å)	Clash overlap (Å)
2:GB:2356:C:O3'	24:CC:20:ARG:HD3	2.15	0.47
2:GB:2836:U:H2'	2:GB:2837:G:H8	1.80	0.47
4:IB:18:G:O6	4:IB:56:C:N4	2.47	0.47
4:IB:73:A:O2'	25:DC:23:LYS:NZ	2.36	0.47
10:OB:124:GLY:N	10:OB:144:VAL:HG23	2.29	0.47
11:PB:9:VAL:HG11	11:PB:39:ARG:HH22	1.79	0.47
25:DC:77:ALA:HB2	25:DC:94:LEU:HD21	1.97	0.47
38:SC:8:VAL:O	38:SC:10:ARG:N	2.41	0.47
38:SC:128:VAL:HA	38:SC:145:GLU:O	2.14	0.47
47:BD:55:ARG:NH1	47:BD:56:LEU:HD13	2.30	0.47
54:ID:10:LEU:CD1	54:ID:11:SER:H	2.27	0.47
1:A:337:C:H2'	1:A:338:A:H8	1.78	0.47
1:A:416:G:H2'	1:A:417:C:O4'	2.15	0.47
1:A:584:G:H2'	1:A:585:G:H8	1.79	0.47
1:A:816:A:OP2	1:A:1527:C:H4'	2.14	0.47
2:B:387:U:OP2	25:Y:20:ARG:NH1	2.47	0.47
2:B:458:G:H5''	31:EA:38:GLY:O	2.15	0.47
2:B:1012:U:C4	11:K:28:THR:HG21	2.49	0.47
2:B:1071:G:H1'	2:B:1089:G:C8	2.50	0.47
2:B:1291:C:H2'	2:B:1292:U:C6	2.50	0.47
2:B:1657:C:H4'	6:F:133:LYS:HB2	1.96	0.47
2:B:2133:G:O2'	2:B:2134:A:OP2	2.27	0.47
2:B:2564:A:OP1	2:B:2648:C:H4'	2.15	0.47
2:B:2685:G:N2	2:B:2724:C:N3	2.53	0.47
3:C:34:U:H6	3:C:34:U:O5'	1.97	0.47
4:D:13:C:H2'	4:D:14:A:H8	1.79	0.47
6:F:178:GLU:OE2	6:F:178:GLU:N	2.42	0.47
10:J:72:LEU:HB3	10:J:140:LEU:HD23	1.97	0.47
11:K:59:LYS:HZ2	11:K:125:GLY:HA2	1.78	0.47
20:T:8:ARG:HB3	20:T:9:TYR:CD2	2.45	0.47
22:V:76:CYS:SG	22:V:78:ALA:HB3	2.54	0.47
23:W:131:ARG:H	23:W:131:ARG:HD2	1.79	0.47
27:AA:7:LYS:HE3	27:AA:32:GLN:O	2.15	0.47
42:RA:31:PHE:O	42:RA:35:ILE:HG13	2.14	0.47
42:RA:87:SER:HB2	42:RA:93:VAL:HB	1.96	0.47
43:SA:4:TYR:HB2	43:SA:88:TYR:CD1	2.49	0.47
50:ZA:57:ARG:NH2	50:ZA:79:VAL:O	2.48	0.47
51:AB:26:GLN:HA	51:AB:36:ILE:O	2.14	0.47
52:BB:71:LYS:HA	52:BB:74:ARG:HD2	1.96	0.47
1:FB:404:U:H2'	1:FB:405:U:H6	1.79	0.47
1:FB:736:C:H2'	1:FB:737:A:C8	2.50	0.47

Continued on next page...

Continued from previous page...

Atom-1	Atom-2	Interatomic distance (Å)	Clash overlap (Å)
1:FB:877:C:OP1	42:WC:88:LYS:NZ	2.46	0.47
1:FB:1251:A:OP2	43:XC:67:GLY:HA2	2.13	0.47
1:FB:1285:A:H5''	55:JD:25:LYS:NZ	2.30	0.47
1:FB:1373:G:H5''	41:VC:36:LYS:HZ1	1.78	0.47
2:GB:24:G:O2'	20:YB:78:GLU:O	2.30	0.47
2:GB:111:A:H5'	26:EC:69:ARG:HH22	1.79	0.47
2:GB:570:G:H2'	2:GB:2030:A:C6	2.49	0.47
2:GB:906:G:O3'	14:SB:67:ARG:NH2	2.47	0.47
2:GB:1218:C:OP2	18:WB:15:LYS:HE2	2.14	0.47
2:GB:1639:U:H4'	2:GB:2699:C:H4'	1.96	0.47
2:GB:1905:C:N4	2:GB:1930:G:C2	2.83	0.47
2:GB:2231:C:OP1	25:DC:42:GLN:HA	2.13	0.47
2:GB:2369:A:H2'	2:GB:2370:G:H8	1.80	0.47
2:GB:2508:G:O2'	2:GB:2554:U:O2'	2.32	0.47
3:HB:5:C:OP1	3:HB:61:G:O2'	2.24	0.47
5:JB:61:LEU:HD12	5:JB:61:LEU:HA	1.64	0.47
7:LB:33:LEU:HD12	7:LB:33:LEU:HA	1.73	0.47
11:PB:108:PRO:O	11:PB:113:GLY:HA3	2.15	0.47
16:UB:13:ARG:CG	16:UB:13:ARG:NH1	2.73	0.47
18:WB:94:ASN:HA	18:WB:97:ASP:HB3	1.95	0.47
23:BC:8:TYR:HD2	23:BC:38:TYR:CZ	2.33	0.47
4:NC:31:G:H5''	4:NC:32:5MC:OP2	2.14	0.47
36:QC:71:VAL:N	36:QC:163:PHE:O	2.47	0.47
37:RC:88:ARG:HA	37:RC:91:LEU:HB2	1.96	0.47
41:VC:66:VAL:O	41:VC:70:LYS:HB2	2.14	0.47
42:WC:103:VAL:HG21	42:WC:110:ALA:N	2.29	0.47
46:AD:70:ILE:HG12	46:AD:100:ILE:HD12	1.96	0.47
49:DD:3:ILE:HD11	49:DD:38:ARG:HD2	1.95	0.47
51:FD:100:LYS:HB2	51:FD:100:LYS:NZ	2.29	0.47
1:A:763:G:H2'	1:A:764:C:H6	1.80	0.47
2:B:127:A:H5''	2:B:128:C:O4'	2.14	0.47
2:B:256:A:H2'	2:B:257:A:C8	2.49	0.47
2:B:259:G:O2'	2:B:621:A:O2'	2.29	0.47
2:B:302:C:H2'	2:B:303:U:H6	1.78	0.47
2:B:1170:G:H1	2:B:1179:C:H42	1.62	0.47
2:B:1359:A:C2	2:B:1372:U:O4	2.67	0.47
2:B:1401:G:O2'	2:B:1524:G:O2'	2.31	0.47
2:B:1582:C:H2'	2:B:1583:A:C8	2.50	0.47
2:B:2232:U:OP2	25:Y:40:ARG:NH2	2.36	0.47
2:B:2747:G:O6	2:B:2755:C:H5''	2.15	0.47
3:C:111:U:H2'	3:C:112:G:H8	1.80	0.47

Continued on next page...

Continued from previous page...

Atom-1	Atom-2	Interatomic distance (Å)	Clash overlap (Å)
4:D:51:C:H42	4:D:64:G:N2	2.13	0.47
6:F:192:ASN:OD1	6:F:192:ASN:N	2.45	0.47
12:L:17:ARG:HA	12:L:17:ARG:HE	1.80	0.47
14:N:17:LEU:HD21	14:N:41:TRP:HE1	1.78	0.47
17:Q:105:LEU:HB3	17:Q:110:ILE:HG12	1.97	0.47
19:S:73:SER:OG	19:S:74:LYS:N	2.45	0.47
26:Z:16:LEU:O	26:Z:67:LYS:NZ	2.31	0.47
31:EA:9:ARG:HH21	31:EA:47:ARG:HD3	1.80	0.47
36:LA:48:MET:HA	36:LA:51:LEU:HB2	1.95	0.47
38:NA:102:ASP:OD2	38:NA:136:PRO:HB3	2.14	0.47
47:WA:55:ARG:NH1	47:WA:56:LEU:HD13	2.30	0.47
1:FB:251:G:N2	1:FB:253:U:O4	2.48	0.47
1:FB:298:A:H2'	1:FB:299:G:O4'	2.15	0.47
1:FB:416:G:H2'	1:FB:417:C:O4'	2.15	0.47
1:FB:1006:C:H2'	1:FB:1007:C:C5	2.50	0.47
1:FB:1267:C:N3	1:FB:1327:C:H4'	2.30	0.47
1:FB:1274:G:OP2	1:FB:1274:G:C8	2.67	0.47
1:FB:1397:C:O2'	1:FB:1398:A:P	2.72	0.47
2:GB:702:G:H1	2:GB:730:C:H42	1.62	0.47
2:GB:1012:U:C4	11:PB:28:THR:HG21	2.50	0.47
2:GB:1627:G:C2	2:GB:1628:G:C8	3.02	0.47
2:GB:2051:A:H4'	6:KB:141:ILE:HG12	1.97	0.47
2:GB:2584:U:H2'	2:GB:2585:U:H2'	1.97	0.47
4:IB:21:A:OP2	4:IB:59:A:N6	2.47	0.47
5:JB:30:GLU:HB3	5:JB:33:LEU:HD12	1.97	0.47
5:JB:145:VAL:HB	5:JB:155:LEU:HB2	1.96	0.47
6:KB:13:ARG:NH1	6:KB:13:ARG:HG2	2.29	0.47
7:LB:64:ILE:HD12	7:LB:65:TRP:H	1.80	0.47
12:QB:35:VAL:HA	12:QB:62:VAL:HG12	1.97	0.47
15:TB:36:THR:HG22	15:TB:37:THR:N	2.29	0.47
21:ZB:57:LEU:HD12	21:ZB:78:LYS:HB2	1.95	0.47
22:AC:40:GLU:O	22:AC:42:VAL:N	2.48	0.47
27:FC:8:LEU:HG	27:FC:31:LEU:HD22	1.97	0.47
44:YC:45:ARG:HD3	48:CD:36:PHE:CE1	2.48	0.47
1:A:1112:C:H5''	1:A:1113:C:OP2	2.15	0.47
1:A:1249:C:H1'	43:SA:69:GLY:O	2.15	0.47
1:A:1502:A:C8	1:A:1505:G:N2	2.83	0.47
1:A:1532:U:OP2	1:A:1532:U:C6	2.68	0.47
2:B:724:U:H2'	2:B:725:G:O4'	2.14	0.47
2:B:1491:G:N2	2:B:1500:G:H1'	2.30	0.47
2:B:1863:G:C6	2:B:1864:U:C4	3.02	0.47

Continued on next page...

Continued from previous page...

Atom-1	Atom-2	Interatomic distance (Å)	Clash overlap (Å)
2:B:1971:A:H1'	5:E:240:ALA:O	2.14	0.47
2:B:2330:G:H2'	2:B:2331:G:O4'	2.15	0.47
2:B:2615:U:C2	29:CA:7:PRO:HA	2.50	0.47
2:B:2662:A:H2'	2:B:2663:G:O4'	2.14	0.47
11:K:35:ARG:NH1	11:K:35:ARG:HG2	2.29	0.47
15:O:111:LEU:HA	15:O:111:LEU:HD13	1.65	0.47
16:P:89:ARG:NH1	16:P:92:TYR:O	2.48	0.47
32:FA:26:LYS:HE3	32:FA:26:LYS:HB3	1.67	0.47
4:IA:53:G:C5	4:IA:54:5MU:H72	2.50	0.47
35:KA:331:GLU:HA	35:KA:334:GLU:HB3	1.97	0.47
36:LA:53:ARG:NH1	36:LA:199:TYR:HA	2.30	0.47
38:NA:120:LEU:HB3	38:NA:126:ILE:HD11	1.96	0.47
43:SA:123:PRO:O	43:SA:125:TYR:N	2.47	0.47
48:XA:4:LYS:HZ2	48:XA:7:ILE:HG13	1.79	0.47
1:FB:62:U:H2'	1:FB:63:C:C6	2.49	0.47
1:FB:139:G:H2'	1:FB:140:A:H8	1.80	0.47
1:FB:642:A:H2'	1:FB:643:C:C6	2.49	0.47
1:FB:743:U:H2'	1:FB:744:C:H6	1.78	0.47
1:FB:967:5MC:H4'	43:XC:125:TYR:OH	2.15	0.47
1:FB:1077:G:C2	1:FB:1081:G:C6	3.03	0.47
2:GB:270(F):G:C6	2:GB:270(G):U:C4	3.03	0.47
2:GB:885:C:C3'	2:GB:886:C:H4'	2.42	0.47
2:GB:1155:A:O3'	18:WB:55:ARG:NH1	2.47	0.47
2:GB:1170:G:H1	2:GB:1179:C:H42	1.63	0.47
2:GB:1491:G:N2	2:GB:1500:G:H1'	2.30	0.47
2:GB:1677:A:C6	2:GB:1678:G:C5	3.03	0.47
2:GB:1971:A:C5	5:JB:241:PRO:HG3	2.50	0.47
2:GB:2026:C:H42	2:GB:2037:G:H1	1.63	0.47
2:GB:2127:G:H1'	2:GB:2173:A:C2	2.50	0.47
4:IB:15:G:O6	4:IB:59:A:O2'	2.33	0.47
6:KB:13:ARG:HG2	6:KB:13:ARG:HH11	1.80	0.47
6:KB:177:PRO:C	6:KB:179:GLU:H	2.18	0.47
7:LB:19:GLU:OE2	7:LB:19:GLU:HA	2.14	0.47
7:LB:36:VAL:HG12	7:LB:40:GLN:OE1	2.15	0.47
8:MB:39:ILE:HG21	8:MB:60:LEU:HD21	1.96	0.47
8:MB:43:LEU:C	8:MB:45:GLU:H	2.19	0.47
8:MB:96:ARG:O	8:MB:99:MET:HB3	2.14	0.47
12:QB:89:ASN:HB2	12:QB:90:GLN:HE22	1.78	0.47
15:TB:105:ARG:HH11	15:TB:105:ARG:CG	2.27	0.47
26:EC:3:LEU:HD11	26:EC:7:ARG:HH11	1.80	0.47
27:FC:35:ARG:HH11	27:FC:35:ARG:CB	2.27	0.47

Continued on next page...

Continued from previous page...

Atom-1	Atom-2	Interatomic distance (Å)	Clash overlap (Å)
4:NC:16:C:OP1	4:NC:17:C:N4	2.46	0.47
36:QC:167:PRO:HD3	36:QC:187:LEU:O	2.15	0.47
44:YC:79:ARG:HG2	44:YC:83:GLU:OE2	2.15	0.47
1:A:192:U:H5'	54:DB:102:GLY:HA2	1.97	0.47
1:A:444:C:H2'	1:A:445:G:C8	2.50	0.47
1:A:814:A:N7	1:A:816:A:C4	2.83	0.47
1:A:1004:A:H61	1:A:1026:G:H5''	1.80	0.47
1:A:1250:A:H5'	1:A:1251:A:OP2	2.14	0.47
2:B:57:C:H2'	2:B:58:G:O4'	2.15	0.47
2:B:478:A:C6	2:B:480:A:C6	3.04	0.47
2:B:637:A:H8	13:M:117:GLU:HG3	1.78	0.47
2:B:783:A:O2'	2:B:785:G:OP1	2.26	0.47
2:B:861:A:N3	3:C:79:C:O2'	2.48	0.47
2:B:1153:C:H2'	2:B:1154:G:O4'	2.15	0.47
2:B:1449(B):A:C2	2:B:1530:G:H1'	2.49	0.47
2:B:1553:A:N7	2:B:1555:G:C5	2.83	0.47
2:B:1796:U:H2'	2:B:1797:C:C6	2.50	0.47
2:B:2731:G:C6	2:B:2732:G:C6	3.03	0.47
5:E:71:ASP:OD2	5:E:71:ASP:N	2.37	0.47
7:G:34:TRP:CH2	13:M:8:PRO:HB3	2.50	0.47
9:I:102:ALA:HB2	9:I:116:GLU:OE2	2.15	0.47
22:V:3:VAL:HG21	22:V:32:PRO:O	2.14	0.47
22:V:90:LEU:HB3	22:V:92:ASN:OD1	2.15	0.47
24:X:63:VAL:O	24:X:81:VAL:HG11	2.15	0.47
45:UA:67:ASP:OD2	45:UA:71:LYS:HE3	2.15	0.47
51:AB:54:GLY:O	51:AB:81:ARG:HB2	2.15	0.47
51:AB:67:LYS:C	51:AB:70:ARG:HH12	2.19	0.47
1:FB:32:A:OP2	1:FB:398:C:O2'	2.31	0.47
1:FB:344:A:H4'	1:FB:345:C:OP2	2.15	0.47
1:FB:540:G:H2'	1:FB:541:G:O4'	2.15	0.47
1:FB:942:G:H21	43:XC:124:GLN:NE2	2.13	0.47
1:FB:943:U:OP2	1:FB:943:U:H6	1.98	0.47
1:FB:1010:G:H2'	1:FB:1011:G:C8	2.48	0.47
1:FB:1280:A:H5''	44:YC:40:LEU:HD11	1.97	0.47
2:GB:57:C:H2'	2:GB:58:G:O4'	2.14	0.47
2:GB:496:G:C2	2:GB:497:A:H1'	2.50	0.47
2:GB:781:A:C8	5:JB:219:PRO:HG3	2.50	0.47
2:GB:1003:G:O2'	2:GB:1010:A:N1	2.40	0.47
2:GB:1022:G:C6	2:GB:1140:C:C4	3.03	0.47
2:GB:1062:G:N2	2:GB:1063:G:N7	2.63	0.47
2:GB:1131:G:HO2'	2:GB:1132:A:H8	1.63	0.47

Continued on next page...

Continued from previous page...

Atom-1	Atom-2	Interatomic distance (Å)	Clash overlap (Å)
2:GB:2106:G:H1	2:GB:2183:C:H42	1.63	0.47
27:FC:38:GLU:HB3	27:FC:39:ASP:H	1.50	0.47
33:LC:25:VAL:HB	33:LC:34:GLN:HB2	1.96	0.47
36:QC:197:VAL:HG11	36:QC:200:ILE:HG23	1.96	0.47
37:RC:88:ARG:HG2	37:RC:99:VAL:HG23	1.96	0.47
37:RC:91:LEU:HB3	37:RC:99:VAL:HG11	1.96	0.47
38:SC:128:VAL:HG12	38:SC:133:VAL:HG21	1.97	0.47
40:UC:61:LEU:HD23	40:UC:63:TYR:CE2	2.50	0.47
45:ZC:79:SER:HB2	45:ZC:106:LYS:NZ	2.30	0.47
47:BD:55:ARG:NH1	47:BD:55:ARG:HB3	2.30	0.47
1:A:201:C:H5'	1:A:208:U:OP2	2.15	0.46
1:A:509:A:OP2	1:A:510:A:OP2	2.32	0.46
1:A:575:G:OP1	1:A:575:G:H4'	2.15	0.46
1:A:1266:G:N2	1:A:1269:A:OP2	2.48	0.46
1:A:1275:A:C8	1:A:1275:A:OP2	2.69	0.46
1:A:1378:C:C5	1:A:1379:G:C8	3.04	0.46
2:B:576:U:OP1	2:B:2503:2MA:OP1	2.32	0.46
2:B:1062:G:N2	2:B:1063:G:N7	2.63	0.46
2:B:1423:G:H2'	2:B:1424:G:H8	1.80	0.46
2:B:1433:U:O2	2:B:1561:G:C2	2.68	0.46
2:B:1999:C:O2	2:B:2687:U:O2'	2.31	0.46
2:B:2019:A:O4'	18:R:34:LYS:HE2	2.15	0.46
2:B:2076:U:H5	2:B:2596:U:O2	1.98	0.46
2:B:2758:A:C4	9:I:67:LEU:HD21	2.50	0.46
4:D:57:A:C2	4:D:58:A:H1'	2.49	0.46
7:G:66:PRO:HG2	7:G:70:THR:HG23	1.97	0.46
12:L:88:ASN:OD1	12:L:92:GLU:HB2	2.14	0.46
15:O:83:ILE:HG23	15:O:86:ARG:HH21	1.79	0.46
16:P:5:THR:HG23	16:P:8:GLU:OE2	2.15	0.46
25:Y:41:ARG:HD3	25:Y:43:TYR:CE1	2.50	0.46
30:DA:27:LYS:HB3	30:DA:27:LYS:HZ3	1.80	0.46
30:DA:39:TYR:OH	30:DA:44:ARG:HG3	2.15	0.46
35:JA:184:VAL:HG22	35:JA:186:ARG:HG3	1.96	0.46
37:MA:87:LEU:HD11	37:MA:101:LEU:HD13	1.97	0.46
39:OA:13:ILE:HG21	39:OA:51:VAL:HG13	1.97	0.46
41:QA:86:GLN:HB2	41:QA:148:ASN:HD22	1.80	0.46
42:RA:103:VAL:HG21	42:RA:110:ALA:N	2.30	0.46
43:SA:45:ALA:HA	43:SA:48:GLU:HB2	1.97	0.46
1:FB:67:C:H2'	1:FB:68:G:C8	2.51	0.46
1:FB:144:G:H1	1:FB:178:C:N4	2.11	0.46
1:FB:160:A:H2'	1:FB:161:A:O4'	2.15	0.46

Continued on next page...

Continued from previous page...

Atom-1	Atom-2	Interatomic distance (Å)	Clash overlap (Å)
1:FB:280:C:N3	51:FD:39:SER:OG	2.35	0.46
1:FB:707:C:H4'	45:ZC:20:TYR:CD2	2.51	0.46
1:FB:908:A:H2'	1:FB:909:A:C8	2.50	0.46
2:GB:1733:G:H2'	2:GB:1734:C:O4'	2.15	0.46
2:GB:2476:A:H2	2:GB:2481:G:H1	1.64	0.46
2:GB:2804:C:H2'	2:GB:2805:G:O4'	2.15	0.46
4:IB:48:C:H5'	4:IB:50:U:P	2.55	0.46
23:BC:70:LEU:HB2	23:BC:91:LEU:HD21	1.97	0.46
37:RC:7:PRO:HB3	37:RC:175:LEU:HD11	1.97	0.46
43:XC:4:TYR:HB2	43:XC:88:TYR:CD1	2.50	0.46
53:HD:61:TYR:CE2	53:HD:63:THR:HG23	2.50	0.46
1:A:570:G:C2	1:A:571:U:C4	3.03	0.46
1:A:603:U:H2'	1:A:604:G:C8	2.50	0.46
1:A:1099:G:C6	1:A:1100:C:C2	3.03	0.46
1:A:1275:A:P	1:A:1275:A:H8	2.37	0.46
2:B:7:G:H2'	2:B:8:A:O4'	2.14	0.46
2:B:370:G:C6	2:B:424:G:N7	2.83	0.46
2:B:1019:U:H3	2:B:1142(B):A:N6	2.09	0.46
2:B:1255:U:C5	7:G:73:ALA:HA	2.50	0.46
2:B:2189:U:H2'	2:B:2190:G:C8	2.51	0.46
2:B:2210:G:H8	2:B:2211:G:C5	2.34	0.46
2:B:2464:C:H42	2:B:2486:G:H1	1.62	0.46
2:B:2485:G:H5''	14:N:46:GLN:HE21	1.80	0.46
2:B:2804:C:H2'	2:B:2805:G:O4'	2.16	0.46
2:B:2867:G:OP2	17:Q:119:LYS:NZ	2.36	0.46
8:H:57:ALA:HA	8:H:60:LEU:HB2	1.96	0.46
8:H:114:ILE:HA	8:H:140:ILE:HD13	1.97	0.46
36:LA:149:LEU:HD12	36:LA:152:PHE:HB3	1.97	0.46
38:NA:128:VAL:HA	38:NA:145:GLU:O	2.15	0.46
41:QA:15:ASP:HA	41:QA:24:THR:HG23	1.98	0.46
1:FB:538:G:H2'	1:FB:539:A:C8	2.50	0.46
1:FB:1323:G:H4'	1:FB:1362(B):C:C2	2.50	0.46
1:FB:1381:U:H1'	41:VC:79:ARG:NE	2.24	0.46
2:GB:330:A:HO2'	2:GB:331:A:H8	1.62	0.46
2:GB:1248:G:C2	18:WB:3:ARG:HD2	2.50	0.46
2:GB:2251:OMG:HN21	57:GB:9001:BLS:C2	2.28	0.46
2:GB:2292:C:OP2	16:UB:17:ARG:NH2	2.49	0.46
2:GB:2340:G:C2	2:GB:2341:G:C5	3.03	0.46
2:GB:2701:C:H3'	2:GB:2702:U:H5''	1.97	0.46
2:GB:2819:G:H2'	2:GB:2821:A:N7	2.30	0.46
3:HB:34:U:H6	3:HB:34:U:O5'	1.99	0.46

Continued on next page...

Continued from previous page...

Atom-1	Atom-2	Interatomic distance (Å)	Clash overlap (Å)
8:MB:57:ALA:HA	8:MB:60:LEU:HB2	1.97	0.46
15:TB:23:ASN:OD1	15:TB:23:ASN:N	2.49	0.46
15:TB:88:ARG:NH1	15:TB:89:ASP:OD1	2.48	0.46
17:VB:125:ARG:O	17:VB:128:GLU:OE2	2.33	0.46
23:BC:75:ASN:HB2	23:BC:85:HIS:HB3	1.97	0.46
28:GC:57:GLU:HA	28:GC:58:ARG:HA	1.53	0.46
31:JC:47:ARG:HA	31:JC:48:LYS:NZ	2.31	0.46
36:QC:172:ILE:H	36:QC:172:ILE:HD12	1.80	0.46
37:RC:39:ILE:HD12	37:RC:59:ARG:HH22	1.79	0.46
38:SC:162:LEU:HD12	38:SC:178:VAL:HG22	1.96	0.46
44:YC:50:ILE:HA	44:YC:60:ARG:CB	2.39	0.46
1:A:144:G:H1	1:A:178:C:N4	2.11	0.46
1:A:759:A:C8	1:A:760:G:C8	3.04	0.46
1:A:1171:G:H2'	1:A:1172:C:C6	2.50	0.46
2:B:747:U:O2	2:B:2014:A:H1'	2.16	0.46
2:B:1139:G:O2'	2:B:1143:A:N1	2.43	0.46
2:B:1400:G:H2'	2:B:1401:G:C8	2.50	0.46
2:B:2209:C:C2	2:B:2216:G:C2	3.03	0.46
2:B:2369:A:O2'	2:B:2370:G:H5'	2.16	0.46
2:B:2626:C:H2'	2:B:2627:G:C8	2.51	0.46
2:B:2755:C:H6	2:B:2755:C:O5'	1.98	0.46
8:H:114:ILE:HD12	8:H:136:ARG:NH1	2.30	0.46
10:J:98:ALA:HA	10:J:109:ILE:HD11	1.96	0.46
11:K:96:GLU:O	11:K:100:GLU:HG3	2.16	0.46
13:M:29:LYS:HG2	13:M:30:THR:HG23	1.96	0.46
20:T:57:ASN:O	20:T:61:ASN:HB2	2.16	0.46
25:Y:40:ARG:C	25:Y:40:ARG:HD3	2.35	0.46
29:CA:20:ARG:HA	29:CA:23:HIS:CE1	2.50	0.46
36:LA:173:ALA:HA	36:LA:176:GLU:HB2	1.97	0.46
40:PA:11:ASN:N	40:PA:84:ASN:O	2.49	0.46
1:FB:401:C:O2'	1:FB:621:A:N3	2.45	0.46
2:GB:451:C:H4'	7:LB:52:LYS:HZ2	1.81	0.46
2:GB:547:A:H2'	2:GB:548:A:H8	1.78	0.46
2:GB:582:G:H2'	2:GB:583:G:C8	2.50	0.46
2:GB:751:A:C6	2:GB:789:A:C5	3.03	0.46
2:GB:764:A:H5''	5:JB:210:GLY:CA	2.45	0.46
2:GB:1162:G:O3'	19:XB:24:LYS:HE3	2.15	0.46
2:GB:2133:G:O2'	2:GB:2134:A:OP2	2.28	0.46
2:GB:2677:G:N3	2:GB:2731:G:C2	2.83	0.46
2:GB:2716:U:H2'	2:GB:2717:G:H8	1.80	0.46
2:GB:2726:U:O2'	2:GB:2727:G:H8	1.99	0.46

Continued on next page...

Continued from previous page...

Atom-1	Atom-2	Interatomic distance (Å)	Clash overlap (Å)
2:GB:2755:C:H6	2:GB:2755:C:O5'	1.98	0.46
11:PB:7:LYS:HA	11:PB:7:LYS:HZ2	1.79	0.46
11:PB:83:LYS:HB2	11:PB:83:LYS:HZ2	1.79	0.46
11:PB:104:LYS:HB2	11:PB:117:PHE:CE1	2.51	0.46
18:WB:104:GLN:HE21	18:WB:105:VAL:HG23	1.80	0.46
23:BC:118:GLN:N	23:BC:173:ALA:O	2.46	0.46
32:KC:6:THR:HG23	32:KC:63:PRO:HD2	1.96	0.46
32:KC:26:LYS:HB3	32:KC:26:LYS:HE3	1.63	0.46
38:SC:19:LEU:HD12	38:SC:19:LEU:HA	1.68	0.46
53:HD:30:LEU:HD23	53:HD:48:THR:HG23	1.97	0.46
1:A:404:U:H2'	1:A:405:U:C6	2.50	0.46
1:A:1132:C:H2'	1:A:1133:G:C8	2.43	0.46
2:B:243:U:OP2	32:FA:8:LYS:NZ	2.33	0.46
2:B:1111:A:H4'	2:B:1112:G:OP1	2.16	0.46
2:B:1179:C:H2'	2:B:1180:C:C6	2.51	0.46
2:B:2106:G:H1	2:B:2183:C:H42	1.63	0.46
4:D:13:C:H2'	4:D:14:A:C8	2.50	0.46
5:E:145:VAL:HB	5:E:155:LEU:HB2	1.96	0.46
5:E:206:LEU:HA	5:E:206:LEU:HD23	1.38	0.46
6:F:117:MET:HE2	6:F:117:MET:HB3	1.77	0.46
7:G:7:TYR:O	7:G:22:ALA:HB3	2.16	0.46
7:G:36:VAL:HG12	7:G:40:GLN:OE1	2.14	0.46
10:J:38:LEU:O	10:J:43:ASN:ND2	2.49	0.46
12:L:11:ALA:O	12:L:98:VAL:HA	2.16	0.46
32:FA:52:LYS:HB3	32:FA:53:PRO:HD3	1.97	0.46
4:IA:31:G:H5''	4:IA:32:5MC:OP2	2.16	0.46
36:LA:109:SER:OG	36:LA:110:GLN:N	2.48	0.46
37:MA:121:ALA:HB1	37:MA:189:ALA:HB2	1.97	0.46
37:MA:139:GLN:O	37:MA:141:VAL:N	2.41	0.46
38:NA:61:LYS:HA	38:NA:203:VAL:HG22	1.98	0.46
39:OA:37:ARG:HH12	39:OA:111:GLU:CB	2.28	0.46
43:SA:13:ALA:HA	43:SA:67:GLY:HA3	1.98	0.46
49:YA:8:LYS:O	49:YA:12:ILE:HG13	2.15	0.46
53:CB:40:ILE:H	53:CB:40:ILE:HG12	1.48	0.46
1:FB:160:A:H1'	1:FB:344:A:C8	2.51	0.46
1:FB:201:C:H5'	1:FB:208:U:OP2	2.16	0.46
1:FB:255:G:H2'	1:FB:256:U:C6	2.51	0.46
2:GB:33:U:O2'	2:GB:446:G:N2	2.48	0.46
2:GB:297:C:P	22:AC:95:LYS:HZ2	2.37	0.46
2:GB:594:U:H3	2:GB:663:G:H1	1.64	0.46
2:GB:783:A:H2'	2:GB:783:A:N3	2.30	0.46

Continued on next page...

Continued from previous page...

Atom-1	Atom-2	Interatomic distance (Å)	Clash overlap (Å)
2:GB:1625:C:H2'	2:GB:1626:G:O4'	2.16	0.46
2:GB:2064:C:H2'	2:GB:2065:C:C6	2.50	0.46
16:UB:7:TYR:CZ	16:UB:91:PRO:HG2	2.51	0.46
23:BC:111:VAL:O	23:BC:114:GLY:N	2.48	0.46
23:BC:146:ILE:H	23:BC:146:ILE:HG13	1.33	0.46
29:HC:36:CYS:SG	29:HC:38:ALA:HB3	2.55	0.46
34:MC:14:A:H3'	34:MC:15:A:H8	1.81	0.46
36:QC:167:PRO:HG3	36:QC:188:ALA:HB2	1.98	0.46
44:YC:5:ARG:HG3	44:YC:73:ASP:HA	1.98	0.46
1:A:836:G:C6	1:A:851:G:C6	3.03	0.46
1:A:975:A:H5''	1:A:975:A:C8	2.51	0.46
1:A:1010:G:H2'	1:A:1011:G:C8	2.50	0.46
1:A:1251:A:H2'	1:A:1252:A:O4'	2.16	0.46
1:A:1397:C:O2'	1:A:1398:A:P	2.74	0.46
2:B:991:C:OP2	2:B:1186:G:H5'	2.14	0.46
2:B:1340:U:H3'	21:U:57:LEU:HD22	1.96	0.46
2:B:1538:G:H2'	2:B:1539:G:C8	2.51	0.46
2:B:1825:A:H2'	2:B:1826:G:C8	2.51	0.46
2:B:2262:U:H4'	2:B:2328:A:H2	1.80	0.46
2:B:2290:G:H2'	2:B:2291:U:O4'	2.14	0.46
2:B:2292:C:OP2	16:P:17:ARG:NH2	2.49	0.46
2:B:2629:A:H1'	2:B:2895:U:O4	2.16	0.46
3:C:75:G:H21	23:W:85:HIS:CE1	2.33	0.46
4:D:48:C:H5'	4:D:50:U:P	2.55	0.46
5:E:52:ARG:H	5:E:52:ARG:HG2	1.24	0.46
8:H:170:ARG:NH1	8:H:174:GLU:OE1	2.42	0.46
12:L:71:ARG:HH12	12:L:104:ARG:CB	2.21	0.46
22:V:41:GLY:O	22:V:44:ILE:HD11	2.16	0.46
42:RA:54:ASP:O	42:RA:56:LYS:HG2	2.16	0.46
43:SA:55:ALA:HA	43:SA:58:ARG:HB3	1.97	0.46
47:WA:31:LYS:O	47:WA:35:GLU:HB2	2.15	0.46
1:FB:779:C:H2'	1:FB:780:A:O4'	2.15	0.46
2:GB:491:G:C2	2:GB:492:A:H1'	2.51	0.46
2:GB:579:G:O2'	2:GB:2019:A:OP1	2.25	0.46
2:GB:956:G:H2'	2:GB:957:A:H2'	1.98	0.46
2:GB:1026:U:H4'	2:GB:1027:A:OP2	2.15	0.46
2:GB:1028:A:H8	2:GB:1028:A:O5'	1.99	0.46
2:GB:1171:G:H3'	2:GB:1173:G:C8	2.51	0.46
2:GB:1308:A:N6	2:GB:1309:G:C2	2.83	0.46
2:GB:2016:U:O2	29:HC:7:PRO:HG2	2.14	0.46
2:GB:2167:U:H2'	2:GB:2168:G:C8	2.51	0.46

Continued on next page...

Continued from previous page...

Atom-1	Atom-2	Interatomic distance (Å)	Clash overlap (Å)
2:GB:2685:G:H4'	12:QB:67:LYS:NZ	2.30	0.46
3:HB:102:G:H21	23:BC:73:GLN:HE22	1.63	0.46
5:JB:118:VAL:HG13	5:JB:123:ALA:HB1	1.97	0.46
8:MB:63:ILE:HG23	8:MB:64:THR:HG23	1.97	0.46
10:OB:57:ARG:HA	10:OB:60:GLU:HB3	1.98	0.46
17:VB:26:ASP:OD1	17:VB:120:ARG:NH2	2.47	0.46
17:VB:80:SER:HB3	17:VB:83:ILE:HG12	1.97	0.46
17:VB:99:LEU:O	17:VB:102:ILE:HG23	2.16	0.46
17:VB:108:ARG:CG	17:VB:112:ARG:HH12	2.21	0.46
18:WB:58:ARG:CG	18:WB:58:ARG:NH1	2.78	0.46
38:SC:141:ARG:HB2	38:SC:141:ARG:CZ	2.46	0.46
40:UC:18:GLN:HA	40:UC:21:LEU:HG	1.97	0.46
42:WC:34:GLU:O	42:WC:37:ARG:HG3	2.15	0.46
52:GD:38:GLU:H	52:GD:38:GLU:CD	2.19	0.46
1:A:67:C:H2'	1:A:68:G:C8	2.51	0.46
1:A:160:A:H2'	1:A:161:A:O4'	2.16	0.46
1:A:360:A:H2'	1:A:361:G:C8	2.50	0.46
1:A:584:G:H2'	1:A:585:G:C8	2.50	0.46
1:A:790:A:C6	1:A:791:G:C6	3.03	0.46
1:A:1274:G:OP2	1:A:1274:G:H8	1.97	0.46
1:A:1342:C:H2'	1:A:1343:G:H8	1.80	0.46
2:B:196:A:OP2	13:M:46:LYS:NZ	2.48	0.46
2:B:380:U:H2'	2:B:381:G:C8	2.51	0.46
2:B:826:U:H2'	2:B:828:U:O4'	2.15	0.46
2:B:959:A:H62	14:N:83:MET:HE1	1.81	0.46
2:B:978:G:C2	2:B:986:C:C2	3.03	0.46
2:B:1490:A:O2'	5:E:99:ASP:OD1	2.31	0.46
2:B:1635:G:O2'	2:B:1636:C:H5'	2.15	0.46
2:B:2127:G:H1'	2:B:2173:A:H2	1.80	0.46
2:B:2639:A:O3'	11:K:97:ARG:NH2	2.48	0.46
2:B:2677:G:N3	2:B:2731:G:C2	2.83	0.46
2:B:2735:G:H2'	2:B:2736:G:H8	1.81	0.46
7:G:141:ALA:O	7:G:144:LYS:HB3	2.15	0.46
8:H:35:GLU:HB2	8:H:160:VAL:O	2.15	0.46
10:J:1:MET:SD	10:J:1:MET:N	2.85	0.46
23:W:126:VAL:HG21	23:W:161:VAL:HG12	1.97	0.46
27:AA:8:LEU:HG	27:AA:31:LEU:HD22	1.98	0.46
27:AA:38:GLU:HB3	27:AA:39:ASP:H	1.47	0.46
28:BA:41:PRO:HA	28:BA:47:GLN:HB2	1.97	0.46
29:CA:40:LYS:HD3	29:CA:46:CYS:HB2	1.97	0.46
41:QA:15:ASP:C	41:QA:17:VAL:H	2.19	0.46

Continued on next page...

Continued from previous page...

Atom-1	Atom-2	Interatomic distance (Å)	Clash overlap (Å)
41:QA:111:ARG:NH1	41:QA:122:HIS:HB3	2.31	0.46
43:SA:31:GLN:HA	43:SA:35:GLU:OE1	2.15	0.46
44:TA:50:ILE:HA	44:TA:60:ARG:CB	2.40	0.46
54:DB:84:LEU:O	54:DB:88:VAL:HB	2.15	0.46
1:FB:291:C:N4	1:FB:309:G:H1	2.12	0.46
1:FB:538:G:H2'	1:FB:539:A:H8	1.81	0.46
1:FB:559:A:H4'	1:FB:560:U:H5''	1.98	0.46
1:FB:603:U:H2'	1:FB:604:G:C8	2.50	0.46
1:FB:1202:G:H2'	1:FB:1203:C:O4'	2.16	0.46
1:FB:1241:G:H5''	1:FB:1242:C:OP2	2.16	0.46
1:FB:1421:G:C2	1:FB:1480:G:C2	3.04	0.46
2:GB:409:C:O2'	2:GB:410:G:H5'	2.16	0.46
2:GB:593:G:N2	2:GB:665:C:C2	2.84	0.46
2:GB:788:A:N3	31:JC:4:THR:HG23	2.29	0.46
2:GB:791:C:H4'	2:GB:792:G:OP1	2.16	0.46
2:GB:1798:U:H5'	5:JB:259:THR:CG2	2.40	0.46
2:GB:2262:U:H4'	2:GB:2328:A:H2	1.80	0.46
2:GB:2291:U:OP1	2:GB:2381:C:H5'	2.15	0.46
2:GB:2352:A:C4	2:GB:2366:A:C2	3.04	0.46
2:GB:2567:G:H2'	2:GB:2568:C:C6	2.50	0.46
2:GB:2626:C:H2'	2:GB:2627:G:C8	2.51	0.46
4:IB:39:C:H4'	45:ZC:54:ARG:NE	2.30	0.46
5:JB:228:PRO:HD3	5:JB:235:GLY:CA	2.45	0.46
8:MB:25:TYR:CZ	8:MB:32:PRO:HD3	2.51	0.46
8:MB:137:GLU:HG2	8:MB:152:LEU:HD11	1.97	0.46
11:PB:30:ILE:O	11:PB:34:LEU:HD22	2.15	0.46
14:SB:65:PHE:HB2	14:SB:105:GLU:HB2	1.96	0.46
14:SB:110:THR:HG22	14:SB:111:GLU:H	1.81	0.46
19:XB:83:ARG:HG2	19:XB:83:ARG:HH11	1.80	0.46
27:FC:5:LYS:HD2	27:FC:34:GLU:OE2	2.14	0.46
29:HC:40:LYS:HD3	29:HC:46:CYS:HB2	1.98	0.46
35:OC:184:VAL:HG22	35:OC:186:ARG:HG3	1.97	0.46
36:QC:101:MET:HG2	36:QC:152:PHE:HE1	1.80	0.46
1:A:955:U:P	35:JA:137:ARG:HH21	2.39	0.46
2:B:460:A:H5''	2:B:461:C:OP2	2.15	0.46
2:B:1557:C:H5''	2:B:1558:A:OP2	2.16	0.46
2:B:2231:C:OP1	25:Y:42:GLN:HA	2.15	0.46
2:B:2742:C:N4	2:B:2762:G:H1	2.14	0.46
5:E:13:ARG:HA	5:E:16:MET:HE3	1.97	0.46
6:F:128:SER:OG	6:F:129:HIS:N	2.47	0.46
12:L:69:VAL:HG11	12:L:105:GLU:OE2	2.16	0.46

Continued on next page...

Continued from previous page...

Atom-1	Atom-2	Interatomic distance (Å)	Clash overlap (Å)
13:M:88:LEU:HA	13:M:91:PHE:CE2	2.50	0.46
23:W:75:ASN:HB2	23:W:85:HIS:HB3	1.98	0.46
23:W:94:GLU:O	23:W:130:PRO:HD3	2.16	0.46
36:LA:137:ARG:O	36:LA:141:GLU:HB3	2.16	0.46
36:LA:178:ARG:HB3	42:RA:71:GLY:O	2.15	0.46
38:NA:128:VAL:HG12	38:NA:133:VAL:HG21	1.98	0.46
45:UA:69:ALA:HA	45:UA:72:ALA:HB3	1.98	0.46
46:VA:51:ALA:HB3	46:VA:53:ARG:HH21	1.80	0.46
47:WA:56:LEU:HD12	47:WA:56:LEU:HA	1.82	0.46
47:WA:88:ARG:HA	47:WA:98:VAL:HG13	1.98	0.46
50:ZA:25:ARG:H	50:ZA:25:ARG:HG2	1.61	0.46
1:FB:619:U:N3	38:SC:135:LEU:HD11	2.31	0.46
1:FB:1252:A:H61	1:FB:1285:A:N6	2.13	0.46
2:GB:248:G:C4	2:GB:2431:U:H4'	2.51	0.46
2:GB:338:G:C2'	2:GB:339:U:H5'	2.46	0.46
2:GB:857:C:N4	2:GB:858:U:O4	2.49	0.46
2:GB:1341:U:OP1	2:GB:1397:U:N3	2.42	0.46
2:GB:1430:C:H2'	2:GB:1431:U:C6	2.50	0.46
2:GB:2472:G:H22	2:GB:2477:C:H5'	1.81	0.46
6:KB:174:ASP:O	6:KB:183:LEU:N	2.47	0.46
8:MB:127:GLY:HA2	8:MB:166:ASP:HB2	1.96	0.46
9:NB:137:ASP:HB3	9:NB:140:LYS:HZ1	1.79	0.46
14:SB:20:ALA:HB2	23:BC:79:ARG:HG3	1.98	0.46
19:XB:81:TYR:CE1	19:XB:83:ARG:NH1	2.83	0.46
25:DC:50:ARG:HB3	25:DC:50:ARG:HH11	1.81	0.46
26:EC:68:ARG:HG2	26:EC:68:ARG:NH1	2.27	0.46
4:NC:32:5MC:HM53	4:NC:33:U:O4	2.16	0.46
4:NC:74:C:H3'	4:NC:75:C:C5'	2.45	0.46
36:QC:16:HIS:ND1	36:QC:204:ASN:HB2	2.31	0.46
36:QC:69:LEU:O	36:QC:163:PHE:N	2.48	0.46
36:QC:109:SER:OG	36:QC:110:GLN:N	2.48	0.46
38:SC:157:LEU:HA	38:SC:160:GLN:OE1	2.16	0.46
43:XC:28:VAL:HG22	43:XC:63:ILE:HD12	1.97	0.46
53:HD:21:GLU:OE1	53:HD:25:LYS:HD3	2.16	0.46
1:A:73:G:H1	1:A:97:U:H3	1.63	0.46
1:A:262:A:C6	1:A:263:A:C6	3.04	0.46
1:A:834:C:C4	1:A:835:U:C4	3.04	0.46
1:A:842:C:H4'	1:A:843:U:OP1	2.16	0.46
1:A:981:U:C4	1:A:982:U:N3	2.83	0.46
1:A:1202:G:H2'	1:A:1203:C:O4'	2.16	0.46
1:A:1280:A:H5''	44:TA:40:LEU:HD11	1.98	0.46

Continued on next page...

Continued from previous page...

Atom-1	Atom-2	Interatomic distance (Å)	Clash overlap (Å)
1:A:1450:U:H4'	1:A:1451:A:N7	2.31	0.46
2:B:840:C:H2'	2:B:841:A:C8	2.51	0.46
2:B:1430:C:H2'	2:B:1431:U:C6	2.51	0.46
2:B:1472:A:H61	2:B:1521:G:H1'	1.79	0.46
2:B:2048:G:C6	2:B:2049:G:C5	3.04	0.46
2:B:2127:G:H1'	2:B:2173:A:C2	2.50	0.46
2:B:2570:G:C6	2:B:2571:C:C4	3.04	0.46
6:F:51:PHE:HD2	6:F:77:ILE:HD12	1.80	0.46
8:H:25:TYR:CZ	8:H:32:PRO:HD3	2.50	0.46
17:Q:26:ASP:OD1	17:Q:120:ARG:NH2	2.47	0.46
23:W:5:LEU:HB3	23:W:47:VAL:HG21	1.97	0.46
44:TA:63:PHE:CD1	48:XA:58:LYS:HA	2.50	0.46
51:AB:14:LYS:HZ1	51:AB:53:LEU:HD11	1.81	0.46
1:FB:99:C:H2'	1:FB:101:A:O4'	2.15	0.46
1:FB:262:A:C6	1:FB:263:A:C6	3.04	0.46
1:FB:676:A:H5''	45:ZC:113:PRO:HB2	1.97	0.46
1:FB:683:G:H2'	1:FB:684:A:O4'	2.16	0.46
1:FB:804:U:H5''	1:FB:805:C:OP2	2.15	0.46
1:FB:1327:C:H2'	1:FB:1328:C:C6	2.50	0.46
1:FB:1355:G:H2'	1:FB:1356:G:C8	2.51	0.46
1:FB:1382:C:H2'	1:FB:1383:C:H6	1.81	0.46
2:GB:93:C:H2'	2:GB:94:G:O4'	2.15	0.46
2:GB:918:A:C5	2:GB:919:G:H1'	2.51	0.46
2:GB:971:C:H2'	2:GB:972:G:O4'	2.16	0.46
2:GB:1520:U:H2'	2:GB:1521:G:O4'	2.16	0.46
3:HB:43:C:O2	8:MB:95:ARG:NE	2.34	0.46
9:NB:130:ARG:HB3	9:NB:130:ARG:NH1	2.31	0.46
12:QB:22:ILE:HG13	12:QB:40:VAL:HG12	1.98	0.46
19:XB:40:LEU:HD23	19:XB:41:GLY:N	2.30	0.46
20:YB:8:ARG:HB3	20:YB:9:TYR:CD2	2.51	0.46
20:YB:68:ARG:HD3	20:YB:111:HIS:HA	1.98	0.46
25:DC:86:SER:O	25:DC:90:ILE:HG13	2.16	0.46
41:VC:15:ASP:C	41:VC:17:VAL:H	2.18	0.46
1:A:582:U:C2	1:A:760:G:C6	3.04	0.46
1:A:1145:C:H4'	1:A:1146:A:C8	2.44	0.46
1:A:1324:A:OP2	1:A:1324:A:H8	1.99	0.46
2:B:376:C:N4	2:B:398:G:H1	2.14	0.46
2:B:708:C:H42	2:B:723:G:H1	1.64	0.46
2:B:1788:C:H2'	2:B:1789:A:O4'	2.16	0.46
2:B:1993:U:H5''	6:F:128:SER:HB3	1.96	0.46
4:D:26:G:H2'	4:D:27:U:H6	1.80	0.46

Continued on next page...

Continued from previous page...

Atom-1	Atom-2	Interatomic distance (Å)	Clash overlap (Å)
5:E:72:LYS:HG2	5:E:103:ARG:NH1	2.31	0.46
7:G:123:LEU:HD12	7:G:124:LEU:N	2.31	0.46
8:H:39:ILE:HG13	8:H:157:ILE:HG22	1.98	0.46
22:V:40:GLU:O	22:V:42:VAL:N	2.49	0.46
36:LA:16:HIS:ND1	36:LA:204:ASN:HB2	2.31	0.46
36:LA:197:VAL:HG11	36:LA:200:ILE:HG23	1.97	0.46
37:MA:35:GLU:CD	37:MA:97:LYS:NZ	2.69	0.46
38:NA:141:ARG:HB2	38:NA:141:ARG:CZ	2.45	0.46
49:YA:82:ILE:O	49:YA:86:GLY:N	2.48	0.46
1:FB:430:A:OP2	38:SC:8:VAL:HG12	2.16	0.46
1:FB:656:C:O2'	49:DD:28:GLN:OE1	2.17	0.46
1:FB:1532:U:OP2	1:FB:1532:U:C6	2.68	0.46
2:GB:239:U:H2'	2:GB:240:G:O4'	2.16	0.46
2:GB:270(F):G:H1	2:GB:270(V):C:H42	1.63	0.46
2:GB:1692:U:H2'	2:GB:1694:C:C5	2.51	0.46
2:GB:1779:U:OP2	2:GB:1784:A:N6	2.36	0.46
2:GB:2071:A:H2'	2:GB:2072:G:C8	2.51	0.46
2:GB:2189:U:H2'	2:GB:2190:G:C8	2.51	0.46
2:GB:2464:C:H42	2:GB:2486:G:H1	1.62	0.46
3:HB:85:G:C2	3:HB:86:G:C8	3.03	0.46
4:IB:51:C:H42	4:IB:64:G:N2	2.13	0.46
20:YB:11:ARG:HH11	20:YB:98:LYS:HB3	1.80	0.46
20:YB:39:THR:HG22	20:YB:44:ALA:HB2	1.98	0.46
25:DC:41:ARG:HD3	25:DC:43:TYR:CE1	2.51	0.46
44:YC:63:PHE:CD1	48:CD:58:LYS:HA	2.51	0.46
1:A:108:G:N1	54:DB:15:ARG:HG2	2.31	0.46
1:A:160:A:H1'	1:A:344:A:C8	2.51	0.46
1:A:546:G:C5	38:NA:3:ARG:O	2.69	0.46
1:A:1239:A:H62	1:A:1299:A:H61	1.61	0.46
1:A:1315:U:H3'	1:A:1316:G:C8	2.50	0.46
1:A:1373:G:H5''	41:QA:36:LYS:HZ3	1.80	0.46
2:B:738:G:C2	2:B:759:G:C5	3.04	0.46
2:B:764:A:H5''	5:E:210:GLY:CA	2.46	0.46
2:B:778:G:C6	2:B:779:U:C4	3.04	0.46
2:B:821:A:H2'	2:B:946:G:O4'	2.16	0.46
2:B:1038:C:H42	2:B:1117:G:H1	1.63	0.46
2:B:2685:G:H4'	12:L:67:LYS:NZ	2.31	0.46
3:C:89(A):G:H2'	3:C:89(B):A:C8	2.51	0.46
6:F:177:PRO:C	6:F:179:GLU:H	2.19	0.46
7:G:167:ALA:HB1	7:G:173:VAL:HG11	1.98	0.46
9:I:153:LYS:HG2	9:I:154:PRO:HD2	1.98	0.46

Continued on next page...

Continued from previous page...

Atom-1	Atom-2	Interatomic distance (Å)	Clash overlap (Å)
10:J:57:ARG:HA	10:J:60:GLU:HB3	1.98	0.46
14:N:111:GLU:OE2	14:N:133:ARG:NH2	2.49	0.46
18:R:82:GLY:HA3	18:R:113:ALA:HB1	1.98	0.46
23:W:99:TYR:CE1	23:W:125:LEU:HB2	2.51	0.46
27:AA:3:ARG:HG2	27:AA:38:GLU:OE2	2.16	0.46
27:AA:39:ASP:OD1	27:AA:44:ARG:NH2	2.48	0.46
36:LA:141:GLU:O	36:LA:145:LEU:HB2	2.16	0.46
53:CB:28:LYS:NZ	53:CB:30:LEU:HD11	2.30	0.46
1:FB:129(B):G:N2	1:FB:189:U:H5''	2.31	0.46
1:FB:737:A:H2'	1:FB:738:C:H6	1.79	0.46
1:FB:1084:G:C5	1:FB:1085:U:C4	3.05	0.46
2:GB:729:G:H2'	2:GB:1775:U:H1'	1.97	0.46
2:GB:1384:A:N3	2:GB:1405:U:H1'	2.30	0.46
2:GB:1652:A:N7	2:GB:1653:G:C6	2.84	0.46
2:GB:2030:A:H4'	2:GB:2031:A:H8	1.81	0.46
2:GB:2747:G:O6	2:GB:2755:C:H5''	2.16	0.46
2:GB:2748:A:H2'	2:GB:2749:A:H8	1.81	0.46
2:GB:2789:C:C2	2:GB:2894:G:N2	2.84	0.46
2:GB:2820:A:P	15:TB:2:ARG:HH22	2.39	0.46
5:JB:133:LEU:CB	5:JB:173:VAL:HG21	2.46	0.46
7:LB:12:LEU:HD23	7:LB:12:LEU:HA	1.70	0.46
8:MB:82:LEU:HD13	8:MB:86:MET:HB2	1.98	0.46
10:OB:84:GLY:HA3	10:OB:87:LYS:O	2.16	0.46
12:QB:68:GLU:H	12:QB:68:GLU:CD	2.18	0.46
23:BC:111:VAL:HG22	23:BC:116:VAL:HA	1.98	0.46
28:GC:33:VAL:HG11	28:GC:36:CYS:HB2	1.97	0.46
32:KC:26:LYS:HB2	32:KC:44:LYS:O	2.16	0.46
4:NC:53:G:C5	4:NC:54:5MU:H72	2.51	0.46
36:QC:141:GLU:O	36:QC:145:LEU:HB2	2.16	0.46
48:CD:61:TRP:OXT	48:CD:61:TRP:CD1	2.69	0.46
1:A:124:G:C5	1:A:125:U:C4	3.04	0.45
1:A:580:U:O2'	49:YA:57:LEU:HD12	2.16	0.45
1:A:613:C:H2'	1:A:614:A:H8	1.81	0.45
1:A:671:G:O2'	40:PA:80:ARG:NH2	2.48	0.45
1:A:841:U:H3'	1:A:842:C:C5'	2.47	0.45
1:A:920:U:H2'	1:A:921:U:C6	2.51	0.45
1:A:1101:A:H4'	1:A:1102:A:O5'	2.17	0.45
1:A:1118:C:H2'	1:A:1119:C:C6	2.51	0.45
1:A:1366:C:H2'	1:A:1367:C:C6	2.51	0.45
1:A:1493:A:O2'	1:A:1494:G:O5'	2.33	0.45
2:B:445:C:O2'	2:B:446:G:H5'	2.16	0.45

Continued on next page...

Continued from previous page...

Atom-1	Atom-2	Interatomic distance (Å)	Clash overlap (Å)
2:B:553:U:O2'	2:B:554:U:H5'	2.17	0.45
2:B:1026:U:H4'	2:B:1027:A:OP2	2.16	0.45
2:B:2008:C:H2'	2:B:2009:G:H8	1.80	0.45
2:B:2407:G:N2	2:B:2408:U:H1'	2.31	0.45
3:C:13:A:O2'	3:C:15:A:H2'	2.16	0.45
37:MA:19:GLU:HA	37:MA:54:ARG:NH2	2.31	0.45
37:MA:112:SER:O	37:MA:116:VAL:HG23	2.16	0.45
41:QA:57:GLU:HB2	41:QA:60:LYS:HE3	1.98	0.45
1:FB:345:C:H5'	1:FB:346:G:C5	2.51	0.45
2:GB:590:A:H2'	2:GB:591:C:O4'	2.16	0.45
2:GB:729:G:C5	5:JB:208:LYS:HB2	2.51	0.45
2:GB:1142(B):A:O2'	2:GB:1143:A:H3'	2.17	0.45
2:GB:1400:G:H2'	2:GB:1401:G:C8	2.51	0.45
2:GB:1511:A:H2'	2:GB:1512:G:H5'	1.98	0.45
2:GB:1590:U:H2'	2:GB:1591:G:C8	2.52	0.45
2:GB:1716:U:H2'	2:GB:1717:G:H8	1.80	0.45
2:GB:2075:U:H2'	2:GB:2238:G:N2	2.31	0.45
2:GB:2114:A:H2'	2:GB:2115:G:H5'	1.98	0.45
2:GB:2727:G:O3'	12:QB:70:LYS:NZ	2.45	0.45
2:GB:2735:G:H1	2:GB:2769:C:H42	1.64	0.45
2:GB:2789:C:H5''	2:GB:2790:A:OP1	2.15	0.45
4:IB:26:G:H2'	4:IB:27:U:H6	1.82	0.45
6:KB:11:MET:HB3	6:KB:24:THR:HA	1.98	0.45
14:SB:85:LYS:HZ3	24:CC:4:LYS:HE2	1.79	0.45
18:WB:88:ILE:HG22	18:WB:90:VAL:HG23	1.98	0.45
24:CC:46:LYS:HA	24:CC:47:PRO:HD3	1.78	0.45
4:NC:53:G:H2'	4:NC:54:5MU:C6	2.51	0.45
35:OC:209:LEU:HD23	35:OC:210:PRO:HD2	1.99	0.45
37:RC:67:THR:HG22	37:RC:102:ASN:HB3	1.98	0.45
42:WC:101:PRO:HG2	42:WC:133:LEU:HD11	1.98	0.45
1:A:266:G:H3'	51:AB:67:LYS:HB2	1.97	0.45
1:A:961:U:OP2	1:A:1223:C:O4'	2.34	0.45
1:A:1313:U:OP1	53:CB:5:LEU:HB2	2.16	0.45
2:B:371:A:H5'	2:B:423:A:H2'	1.97	0.45
2:B:537:C:H2'	2:B:539:G:C8	2.51	0.45
2:B:547:A:H2'	2:B:548:A:H8	1.79	0.45
2:B:674:G:O2'	7:G:74:ARG:HD3	2.16	0.45
2:B:1149:G:H2'	2:B:1150:C:C6	2.52	0.45
2:B:1897:G:H2'	2:B:1898:U:O4'	2.16	0.45
2:B:2152:G:H2'	2:B:2153:G:O4'	2.16	0.45
2:B:2401:U:H4'	30:DA:42:TRP:CH2	2.51	0.45

Continued on next page...

Continued from previous page...

Atom-1	Atom-2	Interatomic distance (Å)	Clash overlap (Å)
4:D:8:4SU:H3'	4:D:13:C:H41	1.81	0.45
5:E:146:GLU:HB2	5:E:189:CYS:HB3	1.97	0.45
14:N:124:LYS:O	14:N:125:LEU:HD23	2.16	0.45
15:O:36:THR:HG22	15:O:37:THR:H	1.81	0.45
17:Q:34:VAL:HG22	17:Q:41:ARG:HG3	1.97	0.45
17:Q:108:ARG:CG	17:Q:112:ARG:HH12	2.22	0.45
23:W:152:ALA:HB3	23:W:166:SER:O	2.16	0.45
24:X:46:LYS:HD3	24:X:78:TYR:CZ	2.51	0.45
26:Z:35:LEU:HD12	26:Z:53:LEU:HD12	1.99	0.45
36:LA:33:TYR:N	36:LA:41:ILE:O	2.42	0.45
38:NA:192:GLU:H	38:NA:192:GLU:CD	2.19	0.45
39:OA:53:LEU:HD12	39:OA:53:LEU:H	1.81	0.45
41:QA:26:PHE:O	41:QA:30:ILE:HG12	2.16	0.45
41:QA:66:VAL:O	41:QA:70:LYS:HB2	2.16	0.45
42:RA:30:ARG:HA	42:RA:33:GLU:HB3	1.98	0.45
42:RA:103:VAL:O	42:RA:106:GLY:N	2.48	0.45
53:CB:12:ASP:O	53:CB:15:LEU:HB3	2.16	0.45
1:FB:707:C:H2'	1:FB:708:C:C6	2.51	0.45
1:FB:881:G:H2'	1:FB:882:C:O4'	2.15	0.45
1:FB:1171:G:H2'	1:FB:1172:C:C6	2.51	0.45
1:FB:1315:U:H3'	1:FB:1316:G:C8	2.51	0.45
1:FB:1349:A:H2'	1:FB:1349:A:N3	2.31	0.45
1:FB:1378:C:OP2	41:VC:2:ALA:HB3	2.16	0.45
1:FB:1428:A:H2'	1:FB:1429:C:O4'	2.16	0.45
2:GB:299:A:N1	2:GB:322:A:O2'	2.40	0.45
2:GB:2101:G:H2'	2:GB:2102:U:O4'	2.16	0.45
2:GB:2211:G:H2'	2:GB:2212:A:C2	2.51	0.45
4:IB:57:A:C2	4:IB:58:A:H1'	2.51	0.45
7:LB:78:ILE:HA	7:LB:83:PHE:CD2	2.51	0.45
7:LB:158:THR:O	7:LB:178:PRO:HD3	2.16	0.45
14:SB:124:LYS:O	14:SB:125:LEU:HD23	2.16	0.45
15:TB:36:THR:HG22	15:TB:37:THR:H	1.82	0.45
16:UB:74:ALA:O	16:UB:78:LEU:HB2	2.15	0.45
18:WB:11:ARG:CG	18:WB:11:ARG:NH1	2.69	0.45
18:WB:46:ALA:O	18:WB:49:HIS:N	2.49	0.45
21:ZB:68:ARG:NH1	21:ZB:69:TYR:CZ	2.84	0.45
23:BC:130:PRO:HD2	23:BC:131:ARG:HH11	1.80	0.45
38:SC:60:GLU:HG3	38:SC:198:VAL:HG23	1.98	0.45
41:VC:89:MET:HB3	41:VC:90:GLU:H	1.55	0.45
41:VC:90:GLU:HA	41:VC:90:GLU:OE2	2.15	0.45
42:WC:18:ARG:HA	42:WC:18:ARG:HE	1.81	0.45

Continued on next page...

Continued from previous page...

Atom-1	Atom-2	Interatomic distance (Å)	Clash overlap (Å)
42:WC:44:PHE:CZ	42:WC:137:VAL:HG12	2.52	0.45
51:FD:95:TYR:O	51:FD:98:LEU:HB2	2.17	0.45
52:GD:54:ARG:HB3	52:GD:54:ARG:NH1	2.31	0.45
1:A:112:G:H4'	1:A:389:A:H4'	1.99	0.45
1:A:527:7MG:HM71	46:VA:49:ASN:HD21	1.82	0.45
1:A:994:A:N3	48:XA:5:ALA:HA	2.31	0.45
1:A:1084:G:C5	1:A:1085:U:C4	3.04	0.45
1:A:1267:C:N3	1:A:1327:C:H4'	2.30	0.45
1:A:1329:A:H5'	47:WA:29:ARG:HD2	1.97	0.45
2:B:17:G:H2'	2:B:18:C:C6	2.51	0.45
2:B:24:G:O2'	20:T:78:GLU:O	2.29	0.45
2:B:144:C:H2'	2:B:145:G:H8	1.79	0.45
2:B:302:C:H2'	2:B:303:U:C6	2.51	0.45
2:B:1680:U:N3	2:B:1764:G:OP2	2.25	0.45
2:B:2057:A:H2'	2:B:2058:A:O4'	2.16	0.45
2:B:2472:G:H22	2:B:2477:C:H5'	1.80	0.45
2:B:2619:C:H4'	6:F:151:TYR:O	2.16	0.45
2:B:2726:U:O2'	2:B:2727:G:H8	1.99	0.45
4:D:38:A:H8	4:D:38:A:O5'	2.00	0.45
4:D:63:G:H2'	4:D:64:G:O4'	2.16	0.45
8:H:43:LEU:C	8:H:45:GLU:H	2.18	0.45
9:I:84:SER:HB2	9:I:134:SER:HA	1.99	0.45
16:P:12:PHE:HB3	16:P:16:ASN:HD21	1.80	0.45
24:X:4:LYS:N	4:IA:74:C:H41	2.15	0.45
26:Z:66:GLU:HB2	26:Z:69:ARG:HE	1.81	0.45
39:OA:91:LEU:HA	39:OA:91:LEU:HD13	1.74	0.45
43:SA:13:ALA:HB2	43:SA:68:GLY:HA3	1.99	0.45
1:FB:391:G:H5''	50:ED:8:ARG:HE	1.81	0.45
1:FB:977:A:C8	1:FB:1223:C:C4	3.05	0.45
1:FB:1378:C:C5	1:FB:1379:G:C8	3.04	0.45
2:GB:643:A:H1'	30:IC:44:ARG:NH1	2.31	0.45
2:GB:1057:A:O4'	2:GB:1086:A:N6	2.49	0.45
2:GB:1170:G:H2'	2:GB:1171:G:O4'	2.16	0.45
2:GB:1183:G:H2'	2:GB:1184:G:H8	1.81	0.45
2:GB:1359:A:N1	2:GB:1372:U:C4	2.85	0.45
2:GB:2013:A:H2	20:YB:88:ARG:HH22	1.64	0.45
2:GB:2537:U:H2'	2:GB:2538:C:C6	2.51	0.45
2:GB:2649:U:H2'	2:GB:2650:U:C6	2.52	0.45
5:JB:132:PRO:HD2	5:JB:135:PHE:HD2	1.81	0.45
10:OB:133:HIS:HA	10:OB:134:PRO:HD3	1.81	0.45
18:WB:68:ALA:O	18:WB:71:GLN:HB2	2.15	0.45

Continued on next page...

Continued from previous page...

Atom-1	Atom-2	Interatomic distance (Å)	Clash overlap (Å)
46:AD:89:ARG:HD2	46:AD:96:VAL:O	2.17	0.45
50:ED:23:ASP:OD1	50:ED:24:ALA:N	2.48	0.45
55:JD:18:TYR:HE2	55:JD:24:ARG:HA	1.82	0.45
1:A:35:G:O2'	46:VA:118:SER:O	2.33	0.45
1:A:860:A:H2'	1:A:861:G:O4'	2.17	0.45
1:A:942:G:H21	43:SA:124:GLN:HE21	1.65	0.45
1:A:1381:U:O2'	41:QA:79:ARG:HG2	2.17	0.45
1:A:1441:G:O5'	1:A:1441:G:H8	1.99	0.45
2:B:635:C:H2'	2:B:636:G:O4'	2.17	0.45
2:B:645:C:H5''	2:B:646:A:OP2	2.16	0.45
2:B:1141:U:OP2	11:K:63:THR:OG1	2.29	0.45
2:B:2649:U:H2'	2:B:2650:U:C6	2.52	0.45
2:B:2681:C:OP2	6:F:109:LYS:NZ	2.39	0.45
3:C:48:A:H4'	16:P:95:HIS:CD2	2.51	0.45
3:C:50:G:OP2	16:P:62:LYS:HE3	2.16	0.45
4:D:48:C:H4'	4:D:49:G:H5''	1.98	0.45
6:F:59:VAL:HG11	6:F:64:LYS:HD3	1.97	0.45
28:BA:33:VAL:HG11	28:BA:36:CYS:HB2	1.97	0.45
4:IA:49:G:H2'	4:IA:50:U:O4'	2.16	0.45
36:LA:69:LEU:HD22	36:LA:159:PRO:HG3	1.98	0.45
38:NA:110:PHE:O	38:NA:161:ASN:ND2	2.48	0.45
39:OA:20:GLN:HG3	39:OA:23:GLY:H	1.81	0.45
46:VA:89:ARG:HD2	46:VA:96:VAL:O	2.17	0.45
1:FB:958:A:N6	53:HD:77:THR:O	2.50	0.45
1:FB:1054:C:OP2	1:FB:1197:G:OP2	2.35	0.45
1:FB:1329:A:H5'	47:BD:29:ARG:HD2	1.98	0.45
1:FB:1333:A:C2	1:FB:1334:G:H1'	2.51	0.45
2:GB:186:G:H2'	2:GB:187:G:H8	1.81	0.45
2:GB:301:G:C4	2:GB:302:C:C5	3.04	0.45
2:GB:1080:C:H6	2:GB:1080:C:OP2	2.00	0.45
2:GB:1154:G:H8	2:GB:1154:G:O5'	2.00	0.45
2:GB:1210:A:C8	2:GB:1212:G:C2	3.05	0.45
2:GB:1789:A:OP1	5:JB:222:ARG:HG3	2.17	0.45
2:GB:1891:G:H8	2:GB:1891:G:O5'	1.99	0.45
2:GB:2094:G:H5'	10:OB:25:TYR:CD1	2.51	0.45
2:GB:2408:U:O5'	2:GB:2408:U:H6	2.00	0.45
3:HB:13:A:O2'	3:HB:15:A:H2'	2.16	0.45
8:MB:9:ARG:HA	8:MB:12:TYR:HB2	1.99	0.45
10:OB:69:LYS:HD2	10:OB:73:GLU:OE1	2.16	0.45
15:TB:9:LYS:O	15:TB:17:ARG:NH1	2.49	0.45
21:ZB:60:ARG:NH1	31:JC:47:ARG:NH2	2.65	0.45

Continued on next page...

Continued from previous page...

Atom-1	Atom-2	Interatomic distance (Å)	Clash overlap (Å)
37:RC:111:LEU:HB3	37:RC:204:LEU:HD21	1.99	0.45
38:SC:31:CYS:C	38:SC:33:MET:N	2.70	0.45
39:TC:50:GLU:OE2	39:TC:51:VAL:HG23	2.15	0.45
39:TC:79:GLU:HA	39:TC:91:LEU:O	2.17	0.45
47:BD:11:ARG:C	47:BD:13:LYS:H	2.19	0.45
1:A:443:C:H2'	1:A:444:C:C6	2.52	0.45
1:A:648:A:H2'	1:A:649:G:O4'	2.17	0.45
1:A:1349:A:H2'	1:A:1349:A:N3	2.32	0.45
2:B:164:U:H3'	2:B:165:U:O2	2.17	0.45
2:B:1170:G:H1	2:B:1179:C:N4	2.15	0.45
2:B:1359:A:N1	2:B:1372:U:C4	2.84	0.45
2:B:1520:U:H2'	2:B:1521:G:O4'	2.16	0.45
2:B:1815:A:P	5:E:54:ARG:HH22	2.40	0.45
2:B:2053:G:OP1	6:F:144:ARG:HG3	2.16	0.45
2:B:2135:A:N6	2:B:2155:G:O6	2.50	0.45
2:B:2512:C:H5''	2:B:2513:G:OP2	2.16	0.45
2:B:2865:U:C4	2:B:2866:U:C4	3.04	0.45
6:F:2:LYS:HA	6:F:84:PHE:CD1	2.51	0.45
10:J:86:THR:O	10:J:123:LEU:HB2	2.15	0.45
15:O:59:ASP:OD2	15:O:61:HIS:HB3	2.16	0.45
26:Z:63:VAL:HG12	26:Z:67:LYS:HG3	1.99	0.45
37:MA:36:ASP:OD2	37:MA:59:ARG:NH2	2.48	0.45
38:NA:17:VAL:O	38:NA:19:LEU:HD13	2.17	0.45
45:UA:52:GLY:O	45:UA:55:LYS:HG2	2.16	0.45
48:XA:58:LYS:NZ	48:XA:58:LYS:HB3	2.32	0.45
50:ZA:22:THR:OG1	50:ZA:23:ASP:N	2.49	0.45
53:CB:30:LEU:HD23	53:CB:48:THR:HG23	1.98	0.45
54:DB:82:SER:C	54:DB:86:ARG:HG3	2.37	0.45
1:FB:17:U:H2'	1:FB:18:C:H6	1.79	0.45
1:FB:736:C:H2'	1:FB:737:A:H8	1.81	0.45
1:FB:952:U:H2'	1:FB:953:G:C8	2.51	0.45
1:FB:1166:G:O2'	1:FB:1169:A:N7	2.47	0.45
1:FB:1450:U:H4'	1:FB:1451:A:N7	2.32	0.45
2:GB:270(T):G:H2'	2:GB:270(U):G:H8	1.82	0.45
2:GB:553:U:O2'	2:GB:554:U:H5'	2.17	0.45
2:GB:1353:A:C8	2:GB:1377:G:N2	2.85	0.45
2:GB:2012:G:OP2	20:YB:16:LYS:NZ	2.48	0.45
2:GB:2662:A:H2'	2:GB:2663:G:O4'	2.16	0.45
2:GB:2677:G:H1'	2:GB:2731:G:N2	2.31	0.45
4:IB:8:4SU:H3'	4:IB:13:C:H41	1.81	0.45
4:IB:13:C:H2'	4:IB:14:A:C8	2.51	0.45

Continued on next page...

Continued from previous page...

Atom-1	Atom-2	Interatomic distance (Å)	Clash overlap (Å)
4:IB:38:A:H8	4:IB:38:A:O5'	2.00	0.45
6:KB:179:GLU:HA	6:KB:179:GLU:OE2	2.16	0.45
7:LB:116:ASP:OD2	13:RB:1:MET:HB3	2.16	0.45
8:MB:170:ARG:NH1	8:MB:174:GLU:OE1	2.40	0.45
13:RB:97:PRO:HD3	13:RB:126:VAL:O	2.16	0.45
17:VB:54:ARG:HB3	17:VB:54:ARG:HH11	1.80	0.45
21:ZB:60:ARG:NH1	31:JC:47:ARG:HH22	2.13	0.45
22:AC:29:GLU:OE2	22:AC:31:LEU:HD21	2.17	0.45
4:NC:68:C:H2'	4:NC:69:C:O4'	2.16	0.45
36:QC:137:ARG:O	36:QC:141:GLU:HB3	2.17	0.45
37:RC:77:ILE:HG13	37:RC:78:GLY:N	2.31	0.45
47:BD:55:ARG:HB3	47:BD:55:ARG:HH11	1.81	0.45
54:ID:80:ARG:O	54:ID:84:LEU:HB2	2.17	0.45
1:A:34:C:H2'	1:A:35:G:C8	2.52	0.45
1:A:62:U:H2'	1:A:63:C:C6	2.51	0.45
1:A:407:G:O2'	38:NA:116:GLN:HB2	2.16	0.45
1:A:1207:2MG:H2'	1:A:1208:C:C6	2.51	0.45
2:B:41:C:H2'	2:B:43:G:O4'	2.16	0.45
2:B:116:C:OP1	2:B:128:C:N4	2.46	0.45
2:B:270(T):G:H2'	2:B:270(U):G:C8	2.51	0.45
2:B:525:U:H5'	2:B:556:G:OP1	2.17	0.45
2:B:733:G:O6	2:B:761:A:C8	2.69	0.45
2:B:918:A:H8	2:B:918:A:O5'	1.99	0.45
2:B:1142(B):A:O2'	2:B:1143:A:H3'	2.17	0.45
2:B:1471:A:OP2	2:B:1521:G:C2	2.68	0.45
2:B:2340:G:C2	2:B:2341:G:C5	3.05	0.45
2:B:2646:C:OP2	2:B:2732:G:O2'	2.28	0.45
2:B:2755:C:HO2'	2:B:2756:U:H6	1.62	0.45
2:B:2809:A:OP2	2:B:2891:G:N1	2.49	0.45
6:F:31:CYS:HB3	6:F:49:LEU:HB3	1.98	0.45
7:G:158:THR:HA	7:G:195:ASP:HB2	1.99	0.45
8:H:152:LEU:HD22	8:H:153:ARG:H	1.82	0.45
17:Q:100:TYR:CD1	17:Q:103:ARG:NH1	2.85	0.45
19:S:14:VAL:HG12	19:S:18:LEU:HD23	1.98	0.45
21:U:11:PRO:HB3	21:U:92:LEU:HD11	1.97	0.45
4:IA:74:C:H3'	4:IA:75:C:C5'	2.44	0.45
36:LA:149:LEU:O	36:LA:152:PHE:N	2.48	0.45
36:LA:167:PRO:HD3	36:LA:187:LEU:O	2.16	0.45
37:MA:91:LEU:HB3	37:MA:99:VAL:HG11	1.98	0.45
38:NA:162:LEU:HD12	38:NA:178:VAL:HG22	1.98	0.45
44:TA:16:LEU:HD13	44:TA:94:VAL:HG13	1.99	0.45

Continued on next page...

Continued from previous page...

Atom-1	Atom-2	Interatomic distance (Å)	Clash overlap (Å)
46:VA:51:ALA:HB3	46:VA:53:ARG:NH2	2.32	0.45
53:CB:50:ALA:HB1	53:CB:58:VAL:N	2.32	0.45
1:FB:363:A:OP1	46:AD:34:ARG:HG2	2.17	0.45
1:FB:527:7MG:HM71	46:AD:49:ASN:HD21	1.82	0.45
1:FB:790:A:C6	1:FB:791:G:C6	3.05	0.45
1:FB:837:G:H1	1:FB:849:C:N4	2.11	0.45
1:FB:967:5MC:H2'	1:FB:968:A:C8	2.52	0.45
2:GB:138:G:H22	2:GB:1596:A:P	2.40	0.45
2:GB:586:A:H5'	7:LB:89:VAL:HG21	1.98	0.45
2:GB:690:G:O2'	5:JB:43:ARG:NH2	2.50	0.45
2:GB:2019:A:O4'	18:WB:34:LYS:HE2	2.17	0.45
2:GB:2152:G:H2'	2:GB:2153:G:O4'	2.16	0.45
2:GB:2639:A:O3'	11:PB:97:ARG:NH2	2.50	0.45
8:MB:121:ASN:HA	8:MB:122:PRO:HD3	1.76	0.45
10:OB:57:ARG:O	10:OB:60:GLU:HB3	2.15	0.45
21:ZB:5:TYR:CE2	26:EC:30:ARG:HB2	2.51	0.45
22:AC:3:VAL:HG21	22:AC:32:PRO:O	2.16	0.45
27:FC:44:ARG:HH11	27:FC:44:ARG:CB	2.29	0.45
38:SC:12:CYS:HG	38:SC:18:LYS:NZ	2.11	0.45
47:BD:3:ARG:HB2	47:BD:8:GLU:HG3	1.98	0.45
50:ED:8:ARG:HH12	50:ED:15:PRO:CG	2.26	0.45
50:ED:25:ARG:H	50:ED:25:ARG:HG2	1.65	0.45
51:FD:54:GLY:O	51:FD:81:ARG:HB2	2.17	0.45
54:ID:24:LEU:HD13	54:ID:24:LEU:HA	1.82	0.45
1:A:1028(C):C:H2'	1:A:1029:G:H5''	1.98	0.45
1:A:1333:A:C2	1:A:1334:G:H1'	2.51	0.45
2:B:133:C:H5''	2:B:134:C:OP2	2.16	0.45
2:B:270(F):G:H1	2:B:270(V):C:N4	2.14	0.45
2:B:520:G:H2'	2:B:521:G:H8	1.81	0.45
2:B:1005:C:H5''	2:B:1006:C:OP2	2.17	0.45
2:B:1170:G:H2'	2:B:1171:G:O4'	2.16	0.45
2:B:1308:A:N6	2:B:1309:G:C2	2.85	0.45
2:B:1692:U:H2'	2:B:1694:C:C5	2.51	0.45
2:B:1820:U:C4	5:E:160:GLY:HA3	2.51	0.45
2:B:2016:U:H6	2:B:2016:U:O5'	1.99	0.45
2:B:2639:A:H3'	2:B:2640:G:H8	1.82	0.45
2:B:2818:G:HO2'	2:B:2836:U:HO2'	1.64	0.45
2:B:2854:G:H2'	2:B:2855:C:H6	1.81	0.45
9:I:137:ASP:HB3	9:I:140:LYS:HZ1	1.81	0.45
9:I:144:VAL:HA	9:I:147:ASN:HB2	1.99	0.45
11:K:12:ARG:HH22	11:K:138:LEU:HD11	1.82	0.45

Continued on next page...

Continued from previous page...

Atom-1	Atom-2	Interatomic distance (Å)	Clash overlap (Å)
13:M:122:PRO:HB3	13:M:142:GLY:O	2.16	0.45
16:P:83:LYS:HB2	16:P:111:GLU:CD	2.37	0.45
17:Q:39:ARG:HH12	17:Q:41:ARG:HD3	1.81	0.45
17:Q:99:LEU:O	17:Q:102:ILE:HG23	2.17	0.45
18:R:16:LYS:O	18:R:20:LEU:HG	2.17	0.45
21:U:21:PHE:HA	21:U:26:TYR:HE1	1.82	0.45
21:U:52:VAL:HG23	21:U:84:ALA:HB2	1.99	0.45
35:JA:119:THR:HG22	35:JA:120:GLY:H	1.82	0.45
36:LA:17:PHE:HB3	36:LA:44:LEU:HD11	1.99	0.45
36:LA:193:ASP:HB3	36:LA:196:LEU:HD12	1.99	0.45
39:OA:152:ARG:NH1	42:RA:42:GLU:O	2.49	0.45
42:RA:44:PHE:CZ	42:RA:137:VAL:HG12	2.52	0.45
44:TA:49:VAL:CG2	48:XA:41:ARG:HB2	2.47	0.45
47:WA:80:ARG:HD2	53:CB:65:ASN:HB3	1.98	0.45
53:CB:21:GLU:OE1	53:CB:25:LYS:HD3	2.17	0.45
1:FB:34:C:H2'	1:FB:35:G:C8	2.52	0.45
1:FB:55:A:N7	1:FB:56:U:C2	2.85	0.45
1:FB:161:A:H2'	1:FB:162:A:C8	2.52	0.45
1:FB:593:G:H1	1:FB:646:U:H3	1.63	0.45
1:FB:778:G:H8	1:FB:778:G:O5'	1.99	0.45
1:FB:834:C:C4	1:FB:835:U:C4	3.05	0.45
1:FB:841:U:H3'	1:FB:842:C:C5'	2.46	0.45
1:FB:975:A:H5''	1:FB:975:A:C8	2.52	0.45
1:FB:1118:C:H1'	1:FB:1179:A:C4	2.52	0.45
2:GB:41:C:H2'	2:GB:43:G:O4'	2.17	0.45
2:GB:127:A:H5''	2:GB:128:C:O4'	2.15	0.45
2:GB:754:C:H2'	2:GB:755:C:C6	2.51	0.45
2:GB:979:G:H3'	2:GB:980:A:C5'	2.46	0.45
2:GB:1040:C:H2'	2:GB:1041:C:C6	2.52	0.45
2:GB:1973:G:H2'	2:GB:1974:C:H6	1.81	0.45
2:GB:2564:A:OP1	2:GB:2648:C:H4'	2.17	0.45
2:GB:2731:G:C6	2:GB:2732:G:C6	3.04	0.45
2:GB:2748:A:C4	2:GB:2757:A:C6	3.05	0.45
2:GB:2784:C:H1'	6:KB:37:ARG:NH2	2.31	0.45
4:IB:13:C:H2'	4:IB:14:A:H8	1.81	0.45
16:UB:44:LYS:HB2	16:UB:44:LYS:HZ3	1.80	0.45
25:DC:27:GLU:H	25:DC:27:GLU:HG3	1.61	0.45
41:VC:15:ASP:HA	41:VC:24:THR:HG23	1.98	0.45
41:VC:79:ARG:HA	41:VC:83:ALA:O	2.16	0.45
42:WC:63:LEU:HB3	42:WC:65:TYR:CE2	2.52	0.45
46:AD:51:ALA:HB3	46:AD:53:ARG:NH2	2.32	0.45

Continued on next page...

Continued from previous page...

Atom-1	Atom-2	Interatomic distance (Å)	Clash overlap (Å)
47:BD:23:TYR:O	47:BD:70:LEU:HD23	2.16	0.45
47:BD:110:ARG:HA	47:BD:110:ARG:HH11	1.81	0.45
50:ED:55:ARG:O	50:ED:58:TYR:HB3	2.16	0.45
1:A:17:U:H2'	1:A:18:C:H6	1.80	0.45
1:A:413:G:H1'	1:A:428:G:H21	1.82	0.45
1:A:421:U:H3'	1:A:422:C:C6	2.52	0.45
1:A:778:G:O2'	45:UA:120:ARG:O	2.35	0.45
1:A:1103:C:H2'	1:A:1104:G:O4'	2.17	0.45
1:A:1110:A:H2'	1:A:1110:A:N3	2.32	0.45
1:A:1279:A:P	44:TA:9:ARG:HH22	2.39	0.45
2:B:180:G:N2	2:B:215:G:O6	2.50	0.45
2:B:882:G:OP2	2:B:882:G:H8	1.99	0.45
2:B:1022:G:C6	2:B:1140:C:C4	3.05	0.45
2:B:1716:U:H2'	2:B:1717:G:H8	1.82	0.45
2:B:2022:U:O2'	2:B:2617:C:H5'	2.17	0.45
5:E:258:LYS:HE2	5:E:273:ARG:CZ	2.46	0.45
8:H:145:THR:OG1	8:H:146:TYR:N	2.48	0.45
13:M:88:LEU:HA	13:M:91:PHE:HE2	1.82	0.45
13:M:119:GLU:HB3	27:FC:1:MET:N	2.31	0.45
24:X:12:ASN:HB2	24:X:13:GLY:H	1.56	0.45
36:LA:60:ASP:O	36:LA:64:ARG:HG2	2.16	0.45
37:MA:77:ILE:HG13	37:MA:78:GLY:N	2.32	0.45
39:OA:64:ARG:HH11	39:OA:64:ARG:HG3	1.80	0.45
39:OA:80:ILE:HD12	39:OA:91:LEU:HB2	1.98	0.45
46:VA:89:ARG:NH1	46:VA:95:GLY:H	2.10	0.45
50:ZA:55:ARG:O	50:ZA:58:TYR:HB3	2.17	0.45
1:FB:73:G:H1	1:FB:97:U:H3	1.64	0.45
1:FB:192:U:H5'	54:ID:102:GLY:HA2	1.99	0.45
1:FB:201:C:H3'	1:FB:208:U:H5''	1.98	0.45
1:FB:266:G:H3'	51:FD:67:LYS:HB2	1.99	0.45
1:FB:293:G:H8	1:FB:293:G:OP2	1.99	0.45
1:FB:523:A:H61	46:AD:92:0TD:CG	2.30	0.45
1:FB:989:C:H42	1:FB:1217:C:N4	2.14	0.45
1:FB:1048:G:OP1	48:CD:4:LYS:HB2	2.17	0.45
1:FB:1124:G:O2'	1:FB:1125:U:OP2	2.31	0.45
1:FB:1348:U:H2'	1:FB:1349:A:H8	1.81	0.45
2:GB:302:C:H2'	2:GB:303:U:C6	2.51	0.45
2:GB:2329:G:H2'	2:GB:2330:G:C8	2.52	0.45
2:GB:2631:G:N3	2:GB:2810:A:H2	2.15	0.45
7:LB:202:PHE:CZ	7:LB:206:ILE:HD11	2.52	0.45
17:VB:22:PHE:HA	17:VB:91:ARG:NH2	2.32	0.45

Continued on next page...

Continued from previous page...

Atom-1	Atom-2	Interatomic distance (Å)	Clash overlap (Å)
23:BC:99:TYR:CE1	23:BC:125:LEU:HB2	2.52	0.45
36:QC:122:PHE:CZ	36:QC:139:LYS:HB2	2.52	0.45
37:RC:121:ALA:HB1	37:RC:189:ALA:HB2	1.97	0.45
53:HD:12:ASP:O	53:HD:15:LEU:HB3	2.16	0.45
54:ID:44:ALA:O	54:ID:91:LEU:HG	2.17	0.45
1:A:363:A:OP1	46:VA:34:ARG:HG2	2.17	0.45
1:A:926:G:C6	1:A:1505:G:C6	3.05	0.45
2:B:825:C:H42	2:B:832:G:H1	1.65	0.45
2:B:910:A:H62	14:N:12:GLN:HA	1.81	0.45
2:B:1057:A:O4'	2:B:1086:A:N6	2.50	0.45
2:B:1491:G:H2'	2:B:1492:G:C8	2.51	0.45
2:B:2286:A:OP1	30:DA:29:ASN:ND2	2.50	0.45
2:B:2631:G:N3	2:B:2810:A:H2	2.15	0.45
2:B:2695:C:H2'	2:B:2696:U:H6	1.79	0.45
4:D:34:C:O5'	4:D:34:C:H6	2.00	0.45
6:F:55:ASN:C	6:F:57:LYS:H	2.20	0.45
7:G:10:PRO:CB	7:G:17:ARG:HH12	2.29	0.45
8:H:99:MET:O	8:H:103:LEU:HB2	2.17	0.45
12:L:24:VAL:HG12	12:L:33:ALA:HB2	1.98	0.45
13:M:97:PRO:HD3	13:M:126:VAL:O	2.16	0.45
13:M:119:GLU:HB3	27:FC:1:MET:H2	1.81	0.45
14:N:62:GLY:O	23:W:178:GLU:HG2	2.16	0.45
23:W:54:HIS:HB2	23:W:101:PRO:HD3	1.99	0.45
39:OA:84:PHE:HB2	39:OA:134:ALA:HB2	1.98	0.45
46:VA:70:ILE:HG12	46:VA:100:ILE:HD12	1.97	0.45
48:XA:24:CYS:HB3	48:XA:28:GLY:H	1.82	0.45
48:XA:40:CYS:SG	48:XA:43:CYS:SG	3.14	0.45
49:YA:4:THR:HG23	49:YA:7:GLU:CD	2.36	0.45
50:ZA:43:LYS:HG2	50:ZA:48:TRP:CE3	2.52	0.45
1:FB:1072:G:C2	1:FB:1073:U:C2	3.05	0.45
1:FB:1110:A:H3'	1:FB:1111:A:C8	2.51	0.45
1:FB:1133:G:H2'	1:FB:1134:G:O4'	2.17	0.45
1:FB:1389:C:H2'	1:FB:1390:U:O4'	2.17	0.45
2:GB:328:U:H4'	22:AC:68:HIS:CD2	2.51	0.45
2:GB:1118:C:H2'	2:GB:1119:C:C6	2.52	0.45
2:GB:2192:G:OP2	2:GB:2192:G:C8	2.70	0.45
57:GB:9001:BLS:H2'	4:NC:76:A:H1'	1.99	0.45
6:KB:131:ALA:O	6:KB:133:LYS:N	2.49	0.45
12:QB:24:VAL:HG12	12:QB:33:ALA:HB2	1.99	0.45
12:QB:25:LEU:HB2	12:QB:38:VAL:HG23	1.99	0.45
13:RB:96:THR:HA	13:RB:126:VAL:HG23	1.99	0.45

Continued on next page...

Continued from previous page...

Atom-1	Atom-2	Interatomic distance (Å)	Clash overlap (Å)
14:SB:62:GLY:O	23:BC:178:GLU:HG2	2.17	0.45
14:SB:85:LYS:HE2	24:CC:7:LEU:HD13	1.99	0.45
28:GC:53:GLU:OE2	28:GC:60:GLN:NE2	2.49	0.45
32:KC:4:MET:O	32:KC:64:TYR:HE2	2.00	0.45
34:MC:21:A:N6	35:OC:198:THR:OG1	2.27	0.45
38:SC:8:VAL:HG13	38:SC:9:CYS:H	1.82	0.45
50:ED:22:THR:OG1	50:ED:23:ASP:N	2.49	0.45
51:FD:58:GLU:OE2	51:FD:75:ARG:NH1	2.46	0.45
1:A:279:A:H4'	1:A:280:C:H5''	1.99	0.45
1:A:438:G:O2'	1:A:494:U:O4	2.31	0.45
1:A:538:G:H2'	1:A:539:A:C8	2.51	0.45
1:A:892:A:H2'	1:A:893:C:H6	1.80	0.45
1:A:1435:G:H8	1:A:1435:G:O5'	2.00	0.45
2:B:71:A:H4'	2:B:72:U:H5''	1.99	0.45
2:B:265:A:C8	2:B:266:G:H1'	2.52	0.45
2:B:797:C:P	7:G:62:ARG:HG3	2.56	0.45
2:B:1128:A:N7	2:B:2489:G:O2'	2.49	0.45
2:B:2020:A:C5	2:B:2022:U:C5	3.05	0.45
2:B:2116:G:O2'	2:B:2117:A:N3	2.46	0.45
2:B:2406:U:C4	13:M:72:PRO:HD2	2.52	0.45
9:I:94:TYR:CZ	9:I:160:LYS:HD3	2.52	0.45
14:N:67:ARG:HD2	14:N:105:GLU:OE2	2.16	0.45
21:U:92:LEU:HD12	21:U:92:LEU:HA	1.66	0.45
23:W:28:MET:HG3	23:W:35:ARG:HB3	1.99	0.45
38:NA:171:GLY:HA2	38:NA:172:PRO:HD3	1.82	0.45
44:TA:40:LEU:HD23	44:TA:69:ASN:HB2	1.98	0.45
1:FB:360:A:H2'	1:FB:361:G:C8	2.52	0.45
1:FB:386:C:C2'	1:FB:387:U:H5'	2.47	0.45
1:FB:570:G:C2	1:FB:571:U:C4	3.05	0.45
1:FB:1007:C:N4	1:FB:1023:G:H21	2.14	0.45
2:GB:556:G:H2'	2:GB:557:U:H6	1.81	0.45
2:GB:953:A:H2'	2:GB:954:G:H8	1.81	0.45
2:GB:1093:G:H22	2:GB:1096:A:C5'	2.30	0.45
2:GB:2615:U:C2	29:HC:7:PRO:HA	2.52	0.45
2:GB:2850:A:H2	15:TB:61:HIS:CG	2.35	0.45
6:KB:31:CYS:HB3	6:KB:49:LEU:HB3	1.99	0.45
9:NB:35:VAL:HG12	9:NB:36:PRO:O	2.17	0.45
12:QB:17:ARG:HA	12:QB:17:ARG:NE	2.32	0.45
14:SB:16:ARG:NH1	14:SB:16:ARG:HB2	2.31	0.45
15:TB:24:GLN:HG2	15:TB:44:LEU:HG	1.98	0.45
37:RC:122:GLU:HB3	37:RC:126:ARG:HH12	1.82	0.45

Continued on next page...

Continued from previous page...

Atom-1	Atom-2	Interatomic distance (Å)	Clash overlap (Å)
45:ZC:38:ASN:HA	45:ZC:39:PRO:HD3	1.78	0.45
52:GD:71:LYS:HA	52:GD:74:ARG:HD2	1.97	0.45
54:ID:10:LEU:HD12	54:ID:12:ALA:H	1.81	0.45
1:A:255:G:OP1	51:AB:69:LYS:NZ	2.49	0.44
1:A:389:A:C6	1:A:390:C:H1'	2.52	0.44
1:A:837:G:H1	1:A:849:C:N4	2.14	0.44
1:A:1007:C:N4	1:A:1023:G:H21	2.15	0.44
1:A:1175:G:OP2	1:A:1175:G:C8	2.69	0.44
1:A:1382:C:H2'	1:A:1383:C:C6	2.52	0.44
2:B:195:A:H61	2:B:198:C:H3'	1.81	0.44
2:B:243:U:OP1	32:FA:6:THR:OG1	2.20	0.44
2:B:844:C:C5	2:B:845:G:C6	3.05	0.44
2:B:1103:A:OP2	2:B:1104:C:H5	2.00	0.44
2:B:1680:U:O2	2:B:1763:G:H3'	2.17	0.44
2:B:2173:A:H2'	2:B:2174:C:O4'	2.18	0.44
2:B:2329:G:H2'	2:B:2330:G:C8	2.52	0.44
2:B:2893:G:O5'	2:B:2893:G:H8	2.01	0.44
6:F:79:ARG:HH11	6:F:79:ARG:CG	2.29	0.44
13:M:96:THR:HA	13:M:126:VAL:HG23	1.98	0.44
18:R:59:ARG:O	18:R:63:VAL:HG23	2.16	0.44
18:R:72:HIS:CD2	18:R:110:VAL:HG21	2.52	0.44
19:S:1:MET:HA	19:S:42:GLY:HA3	1.99	0.44
20:T:62:HIS:O	20:T:64:MET:HG3	2.17	0.44
22:V:84:ARG:O	22:V:100:ALA:HB2	2.17	0.44
29:CA:49:CYS:SG	29:CA:51:TYR:HB2	2.57	0.44
38:NA:174:LEU:HD23	38:NA:185:PHE:HA	1.99	0.44
39:OA:91:LEU:HD12	39:OA:118:ILE:HD11	1.98	0.44
1:FB:129(B):G:O6	1:FB:187:C:O2'	2.28	0.44
1:FB:327:A:C4	1:FB:329:A:C8	3.05	0.44
1:FB:741:G:H2'	1:FB:742:G:C8	2.53	0.44
1:FB:875:C:O2'	42:WC:14:ARG:HD2	2.17	0.44
1:FB:1110:A:H2'	1:FB:1110:A:N3	2.33	0.44
1:FB:1171:G:O2'	1:FB:1172:C:H5'	2.17	0.44
1:FB:1480:G:C6	1:FB:1481:U:N3	2.86	0.44
2:GB:165:U:H2'	2:GB:171:G:O4'	2.18	0.44
2:GB:581:C:OP2	18:WB:33:ARG:HD3	2.17	0.44
2:GB:645:C:H5''	2:GB:646:A:OP2	2.17	0.44
2:GB:1382:G:O3'	2:GB:1573:G:N2	2.50	0.44
2:GB:1607:C:H5''	2:GB:1608:A:H5'	1.99	0.44
4:IB:63:G:H2'	4:IB:64:G:O4'	2.17	0.44
5:JB:112:GLN:O	5:JB:115:GLN:HB3	2.17	0.44

Continued on next page...

Continued from previous page...

Atom-1	Atom-2	Interatomic distance (Å)	Clash overlap (Å)
5:JB:146:GLU:HA	5:JB:153:ALA:HA	1.98	0.44
7:LB:65:TRP:CD1	7:LB:70:THR:HG21	2.52	0.44
9:NB:84:SER:HB2	9:NB:134:SER:HA	1.99	0.44
17:VB:3:ARG:O	17:VB:7:ILE:HG12	2.18	0.44
17:VB:106:SER:O	17:VB:110:ILE:HG13	2.16	0.44
21:ZB:36:LYS:HG2	21:ZB:54:VAL:HB	1.98	0.44
37:RC:110:ASN:O	37:RC:141:VAL:HG22	2.17	0.44
39:TC:53:LEU:HD12	39:TC:53:LEU:H	1.82	0.44
43:XC:46:ALA:HB2	43:XC:74:ILE:HG23	1.99	0.44
46:AD:61:THR:C	46:AD:63:GLY:H	2.21	0.44
47:BD:4:ILE:HA	47:BD:5:ALA:HA	1.63	0.44
1:A:109:A:H5'	1:A:110:C:C5	2.53	0.44
1:A:504:C:C2	1:A:542:G:C2	3.05	0.44
1:A:664:G:P	52:BB:64:ARG:HH21	2.40	0.44
1:A:881:G:N7	46:VA:9:GLN:NE2	2.57	0.44
1:A:977:A:C8	1:A:1223:C:C4	3.06	0.44
1:A:1355:G:H2'	1:A:1356:G:C8	2.53	0.44
1:A:1407:5MC:H2'	1:A:1408:A:C8	2.52	0.44
2:B:93:C:H2'	2:B:94:G:O4'	2.17	0.44
2:B:451:C:H4'	7:G:52:LYS:HZ2	1.81	0.44
2:B:846:C:O5'	2:B:846:C:H6	2.00	0.44
2:B:1171:G:H3'	2:B:1173:G:C8	2.52	0.44
2:B:1503:U:H2'	2:B:1504:C:C6	2.53	0.44
2:B:1625:C:H2'	2:B:1626:G:O4'	2.16	0.44
2:B:2306:C:H2'	2:B:2307:G:C8	2.52	0.44
2:B:2454:G:H2'	2:B:2455:G:H8	1.81	0.44
2:B:2727:G:O3'	12:L:70:LYS:NZ	2.50	0.44
13:M:3:LEU:HD12	13:M:3:LEU:H	1.82	0.44
17:Q:80:SER:HB3	17:Q:83:ILE:HG12	1.99	0.44
22:V:35:TYR:CE2	22:V:69:ALA:HB3	2.53	0.44
4:IA:3:C:OP2	4:IA:3:C:H6	1.99	0.44
4:IA:32:5MC:H3'	43:SA:128:ARG:NH2	2.32	0.44
4:IA:68:C:H2'	4:IA:69:C:O4'	2.16	0.44
35:KA:322:ILE:HB	35:KA:324:LEU:H	1.82	0.44
37:MA:153:VAL:HG22	37:MA:198:VAL:HG22	1.99	0.44
38:NA:162:LEU:HD13	38:NA:162:LEU:HA	1.79	0.44
38:NA:187:ARG:HB2	38:NA:188:LEU:HD22	1.98	0.44
39:OA:149:GLU:O	39:OA:153:LYS:HG3	2.18	0.44
47:WA:56:LEU:HD12	47:WA:59:TYR:CE2	2.53	0.44
1:FB:23:C:H5	1:FB:561:U:O4	2.00	0.44
1:FB:209:U:H4'	1:FB:216:G:C2	2.51	0.44

Continued on next page...

Continued from previous page...

Atom-1	Atom-2	Interatomic distance (Å)	Clash overlap (Å)
1:FB:429:U:H3	1:FB:431:A:H62	1.65	0.44
1:FB:648:A:H2'	1:FB:649:G:O4'	2.18	0.44
1:FB:718:G:O6	52:GD:74:ARG:NH1	2.50	0.44
1:FB:755:G:OP2	49:DD:65:ARG:HB3	2.17	0.44
1:FB:1029:G:C1'	1:FB:1032(C):G:H1	2.31	0.44
1:FB:1118:C:H2'	1:FB:1119:C:C6	2.53	0.44
1:FB:1239:A:H62	1:FB:1299:A:H61	1.61	0.44
1:FB:1278:U:H5''	1:FB:1279:A:O4'	2.17	0.44
2:GB:112:U:O4	2:GB:113:G:C2	2.70	0.44
2:GB:1342:A:C6	2:GB:1345:C:C2	3.05	0.44
2:GB:1405:U:H2'	2:GB:1406:U:C6	2.52	0.44
2:GB:1675:C:O2	6:KB:129:HIS:HA	2.17	0.44
3:HB:89(A):G:H2'	3:HB:89(B):A:C8	2.52	0.44
3:HB:102:G:H21	23:BC:73:GLN:NE2	2.15	0.44
5:JB:78:LYS:HE3	5:JB:114:GLY:HA2	1.98	0.44
7:LB:40:GLN:NE2	7:LB:182:ASN:OD1	2.50	0.44
7:LB:123:LEU:HD12	7:LB:124:LEU:N	2.32	0.44
12:QB:88:ASN:OD1	12:QB:92:GLU:HB2	2.17	0.44
23:BC:185:GLU:OE1	23:BC:185:GLU:N	2.45	0.44
35:OC:143:ARG:HH21	35:OC:144:TRP:HE1	1.66	0.44
37:RC:21:ARG:HD2	44:YC:12:ASP:OD2	2.18	0.44
38:SC:134:ASP:O	38:SC:136:PRO:HD3	2.18	0.44
41:VC:51:GLN:O	41:VC:55:GLY:HA2	2.17	0.44
43:XC:45:ALA:HA	43:XC:48:GLU:HB2	1.98	0.44
47:BD:69:GLU:O	47:BD:73:GLU:N	2.43	0.44
51:FD:10:VAL:HG23	51:FD:55:ASP:O	2.18	0.44
1:A:743:U:H2'	1:A:744:C:H6	1.81	0.44
2:B:640:C:H2'	2:B:641:C:C6	2.52	0.44
2:B:1010:A:O3'	18:R:77:SER:OG	2.35	0.44
2:B:1252:G:C2	2:B:1253:A:C2	3.04	0.44
2:B:1274:A:N3	2:B:1297:C:H1'	2.33	0.44
2:B:1952:A:C6	2:B:1953:A:N1	2.85	0.44
2:B:2356:C:O3'	24:X:20:ARG:HD3	2.17	0.44
2:B:2467:C:H2'	2:B:2468:G:O4'	2.17	0.44
2:B:2476:A:H2	2:B:2481:G:H1	1.66	0.44
9:I:38:SER:OG	9:I:40:GLU:OE1	2.28	0.44
11:K:94:HIS:HA	11:K:95:PRO:HD2	1.79	0.44
14:N:12:GLN:HG2	14:N:73:PRO:HD2	2.00	0.44
14:N:19:GLY:HA2	23:W:79:ARG:HH22	1.82	0.44
15:O:99:LYS:HB2	15:O:99:LYS:NZ	2.32	0.44
20:T:62:HIS:O	20:T:64:MET:N	2.50	0.44

Continued on next page...

Continued from previous page...

Atom-1	Atom-2	Interatomic distance (Å)	Clash overlap (Å)
27:AA:12:PRO:HB2	27:AA:20:LYS:HG2	1.99	0.44
37:MA:3:ASN:ND2	37:MA:4:LYS:HZ2	2.15	0.44
39:OA:90:VAL:O	39:OA:91:LEU:HD13	2.17	0.44
47:WA:11:ARG:C	47:WA:13:LYS:H	2.19	0.44
47:WA:31:LYS:N	47:WA:31:LYS:HD2	2.32	0.44
1:FB:32:A:OP1	1:FB:398:C:H1'	2.17	0.44
1:FB:791:G:H22	1:FB:1498:UR3:P	2.40	0.44
1:FB:1441:G:O5'	1:FB:1441:G:H8	2.00	0.44
2:GB:8:A:H2	2:GB:2896:C:C2	2.35	0.44
2:GB:10:G:H4'	2:GB:2801:A:N1	2.33	0.44
2:GB:65:C:H2'	2:GB:66:C:C6	2.53	0.44
2:GB:1011:G:P	18:WB:77:SER:HG	2.40	0.44
2:GB:1176:G:C8	2:GB:1177:A:C8	3.05	0.44
2:GB:1635:G:O2'	2:GB:1636:C:H5'	2.16	0.44
2:GB:2312:U:OP1	8:MB:74:LYS:HB2	2.16	0.44
6:KB:55:ASN:C	6:KB:57:LYS:H	2.20	0.44
7:LB:10:PRO:HB3	7:LB:17:ARG:HH12	1.81	0.44
14:SB:111:GLU:OE2	14:SB:133:ARG:NH2	2.50	0.44
15:TB:13:HIS:CE1	15:TB:16:HIS:HB2	2.53	0.44
16:UB:30:ARG:NH1	16:UB:97:ARG:HH11	2.14	0.44
20:YB:3:ALA:HB3	20:YB:58:ALA:HB2	1.98	0.44
26:EC:53:LEU:HD23	26:EC:53:LEU:HA	1.84	0.44
33:LC:2:LYS:HB2	33:LC:34:GLN:HG2	1.99	0.44
36:QC:178:ARG:HB3	42:WC:71:GLY:O	2.16	0.44
39:TC:121:LYS:HZ2	39:TC:122:GLU:N	2.13	0.44
44:YC:20:ALA:O	44:YC:24:VAL:HG23	2.18	0.44
49:DD:82:ILE:O	49:DD:86:GLY:N	2.50	0.44
53:HD:65:ASN:O	53:HD:67:VAL:N	2.50	0.44
1:A:429:U:OP1	38:NA:13:ARG:NH1	2.50	0.44
1:A:1378:C:H5''	41:QA:6:ARG:HG3	1.99	0.44
2:B:491:G:C2	2:B:492:A:H1'	2.53	0.44
3:C:17:C:H2'	3:C:18:G:O4'	2.17	0.44
5:E:53:PHE:CD1	5:E:220:HIS:HA	2.52	0.44
5:E:182:LEU:HB2	5:E:272:ALA:HB3	2.00	0.44
6:F:177:PRO:HD2	6:F:178:GLU:OE2	2.16	0.44
14:N:85:LYS:HD3	24:X:7:LEU:HD22	1.99	0.44
17:Q:50:ILE:HD13	17:Q:50:ILE:H	1.81	0.44
17:Q:105:LEU:HD13	17:Q:105:LEU:HA	1.70	0.44
18:R:34:LYS:HA	18:R:34:LYS:HD2	1.71	0.44
20:T:12:ILE:HB	20:T:42:ARG:HH12	1.83	0.44
22:V:90:LEU:HD13	22:V:90:LEU:HA	1.77	0.44

Continued on next page...

Continued from previous page...

Atom-1	Atom-2	Interatomic distance (Å)	Clash overlap (Å)
23:W:21:ALA:O	23:W:23:LYS:N	2.50	0.44
23:W:103:ARG:HG3	23:W:136:PHE:HB3	1.99	0.44
26:Z:53:LEU:HA	26:Z:53:LEU:HD23	1.81	0.44
29:CA:35:GLU:HG3	29:CA:51:TYR:CB	2.47	0.44
36:LA:139:LYS:O	36:LA:142:LEU:HB3	2.17	0.44
42:RA:12:ARG:HH11	42:RA:26:VAL:HA	1.82	0.44
42:RA:73:ASP:OD1	42:RA:75:ARG:HG3	2.18	0.44
46:VA:89:ARG:NH1	46:VA:95:GLY:N	2.65	0.44
49:YA:15:PHE:HB3	49:YA:27:VAL:HG22	2.00	0.44
54:DB:72:LEU:HD13	54:DB:77:ALA:HA	2.00	0.44
1:FB:465:A:O2'	1:FB:466:G:H5'	2.16	0.44
1:FB:753:A:H5'	1:FB:754:C:C5	2.52	0.44
1:FB:991:U:C4	1:FB:1212:U:H1'	2.52	0.44
1:FB:1036:G:H3'	1:FB:1037:C:C6	2.53	0.44
1:FB:1153:C:H2'	1:FB:1154:G:O4'	2.18	0.44
1:FB:1235:U:H5''	55:JD:3:LYS:HB2	2.00	0.44
1:FB:1275:A:H8	1:FB:1275:A:OP2	2.00	0.44
1:FB:1381:U:O2'	41:VC:79:ARG:HG2	2.16	0.44
1:FB:1508:G:H2'	1:FB:1509:C:H6	1.83	0.44
2:GB:947:G:N2	2:GB:971:C:C2	2.85	0.44
2:GB:1038:C:H42	2:GB:1117:G:H1	1.65	0.44
2:GB:1374:G:C6	2:GB:1375:C:C4	3.05	0.44
2:GB:1471:A:OP2	2:GB:1521:G:C2	2.70	0.44
2:GB:1582:C:H2'	2:GB:1583:A:H8	1.83	0.44
2:GB:1692:U:O2'	2:GB:1693:U:H2'	2.17	0.44
2:GB:2010:G:H5''	20:YB:42:ARG:HB2	2.00	0.44
2:GB:2016:U:C4	2:GB:2017:U:C4	3.05	0.44
2:GB:2149:G:H5'	2:GB:2150:U:OP2	2.18	0.44
2:GB:2402:C:OP2	2:GB:2402:C:C6	2.70	0.44
2:GB:2443:C:OP1	7:LB:68:LYS:HD3	2.17	0.44
3:HB:17:C:H2'	3:HB:18:G:O4'	2.18	0.44
5:JB:208:LYS:HG3	5:JB:211:ARG:H	1.81	0.44
7:LB:179:GLU:H	7:LB:179:GLU:CD	2.20	0.44
14:SB:70:PRO:HA	14:SB:95:ALA:HB2	2.00	0.44
27:FC:8:LEU:HD13	27:FC:23:LEU:HD21	2.00	0.44
47:BD:87:TYR:HB3	53:HD:73:GLU:HG2	1.99	0.44
1:A:247:G:OP2	51:AB:100:LYS:N	2.51	0.44
1:A:603:U:H2'	1:A:604:G:H8	1.83	0.44
1:A:676:A:H5''	45:UA:113:PRO:HB2	1.99	0.44
1:A:828:A:H2'	1:A:829:G:O4'	2.16	0.44
1:A:1104:G:O5'	36:LA:111:ARG:HD2	2.18	0.44

Continued on next page...

Continued from previous page...

Atom-1	Atom-2	Interatomic distance (Å)	Clash overlap (Å)
1:A:1133:G:H2'	1:A:1134:G:O4'	2.18	0.44
1:A:1172:C:H2'	1:A:1173:G:O4'	2.18	0.44
2:B:398:G:H2'	2:B:399:G:C8	2.53	0.44
2:B:827:U:H1'	2:B:2246:G:O2'	2.18	0.44
2:B:1314:C:OP1	2:B:1315:C:OP2	2.36	0.44
2:B:1861:G:H2'	2:B:1862:G:H8	1.83	0.44
2:B:2080:G:H5''	25:Y:19:GLN:HG3	2.00	0.44
2:B:2141:G:H22	2:B:2150:U:H2'	1.83	0.44
2:B:2167:U:H2'	2:B:2168:G:C8	2.53	0.44
2:B:2445:G:OP1	7:G:74:ARG:NH2	2.50	0.44
2:B:2551:C:H2'	2:B:2552:2MU:C6	2.48	0.44
2:B:2819:G:H2'	2:B:2821:A:N7	2.31	0.44
5:E:227:ASN:HB3	5:E:228:PRO:HD2	1.99	0.44
5:E:246:PRO:O	5:E:254:THR:HG22	2.17	0.44
5:E:267:SER:O	5:E:269:PHE:N	2.51	0.44
6:F:52:LEU:HA	6:F:53:PRO:HD3	1.86	0.44
7:G:40:GLN:NE2	7:G:182:ASN:OD1	2.49	0.44
19:S:97:LYS:HD3	19:S:97:LYS:HA	1.84	0.44
23:W:8:TYR:HD2	23:W:38:TYR:HH	1.66	0.44
23:W:70:LEU:HB2	23:W:91:LEU:HD21	2.00	0.44
38:NA:53:ASP:O	38:NA:57:ARG:HD3	2.18	0.44
42:RA:4:ASP:HB2	42:RA:89:PRO:HG3	2.00	0.44
43:SA:36:TYR:CE2	43:SA:65:VAL:HG11	2.53	0.44
45:UA:25:TYR:CD1	45:UA:88:GLY:HA2	2.51	0.44
48:XA:53:LEU:HD22	48:XA:53:LEU:HA	1.72	0.44
53:CB:28:LYS:HZ1	53:CB:30:LEU:HD11	1.82	0.44
1:FB:277:C:C2'	1:FB:278:G:H5'	2.47	0.44
1:FB:298:A:C6	1:FB:299:G:C2	3.06	0.44
1:FB:626:U:H5''	50:ED:38:TYR:CD2	2.53	0.44
1:FB:778:G:H2'	1:FB:779:C:O4'	2.18	0.44
1:FB:826:C:H5'	42:WC:12:ARG:HH21	1.82	0.44
1:FB:833:U:H3	1:FB:853:G:H1	1.65	0.44
1:FB:1101:A:H4'	1:FB:1102:A:O5'	2.18	0.44
2:GB:321:G:P	7:LB:135:LYS:HZ3	2.31	0.44
2:GB:469:G:O6	31:JC:37:LYS:HE2	2.18	0.44
2:GB:574:C:H1'	2:GB:2055:C:C6	2.52	0.44
2:GB:635:C:H2'	2:GB:636:G:O4'	2.18	0.44
2:GB:721:C:H2'	2:GB:722:A:C8	2.52	0.44
2:GB:882:G:H2'	2:GB:883:G:C8	2.52	0.44
2:GB:1103:A:OP2	2:GB:1104:C:H5	2.00	0.44
2:GB:1153:C:H2'	2:GB:1154:G:O4'	2.17	0.44

Continued on next page...

Continued from previous page...

Atom-1	Atom-2	Interatomic distance (Å)	Clash overlap (Å)
2:GB:1448:G:H1'	2:GB:1528:A:N1	2.32	0.44
2:GB:1669:A:H4'	2:GB:2549:G:H4'	1.99	0.44
2:GB:1825:A:H2'	2:GB:1826:G:C8	2.53	0.44
2:GB:2020:A:C5	2:GB:2022:U:C5	3.05	0.44
2:GB:2022:U:O2'	2:GB:2617:C:H5'	2.18	0.44
2:GB:2297:C:H42	2:GB:2321:G:H1	1.66	0.44
2:GB:2345:G:OP2	30:IC:38:LYS:HD3	2.17	0.44
2:GB:2629:A:H1'	2:GB:2895:U:O4	2.17	0.44
5:JB:165:ILE:HA	5:JB:175:LEU:HD23	2.00	0.44
7:LB:165:ARG:NH1	7:LB:165:ARG:CG	2.80	0.44
11:PB:10:GLU:OE2	11:PB:11:PRO:HD2	2.18	0.44
15:TB:8:ARG:NH1	15:TB:39:PRO:HA	2.33	0.44
15:TB:83:ILE:HG23	15:TB:86:ARG:HH21	1.82	0.44
38:SC:52:SER:O	38:SC:56:VAL:HG23	2.17	0.44
43:XC:13:ALA:HB2	43:XC:68:GLY:HA3	1.99	0.44
44:YC:51:ARG:HG2	44:YC:61:GLU:HG2	1.99	0.44
44:YC:51:ARG:CZ	44:YC:61:GLU:HB3	2.48	0.44
48:CD:31:ARG:HG2	48:CD:31:ARG:HH11	1.82	0.44
1:A:391:G:H5''	50:ZA:8:ARG:HE	1.83	0.44
1:A:596:C:OP2	1:A:597:G:OP2	2.35	0.44
1:A:692:U:H2'	1:A:694:A:OP2	2.17	0.44
1:A:707:C:H4'	45:UA:20:TYR:CD2	2.52	0.44
1:A:1124:G:O2'	1:A:1125:U:OP2	2.29	0.44
1:A:1421:G:O5'	1:A:1421:G:H8	1.99	0.44
2:B:155:C:H3'	2:B:155:C:OP2	2.18	0.44
2:B:581:C:O5'	2:B:581:C:H6	2.00	0.44
2:B:902:C:H2'	2:B:903:C:C6	2.52	0.44
2:B:1846:G:H5''	2:B:1847:A:OP2	2.17	0.44
2:B:2279:G:N2	2:B:2280:G:H1'	2.33	0.44
2:B:2789:C:C2	2:B:2894:G:N2	2.85	0.44
2:B:2883:A:C5'	2:B:2884:U:H5'	2.48	0.44
5:E:53:PHE:CE1	5:E:220:HIS:HA	2.53	0.44
5:E:146:GLU:HA	5:E:153:ALA:HA	1.99	0.44
21:U:13:LEU:HD12	21:U:18:TYR:OH	2.16	0.44
26:Z:9:GLN:NE2	26:Z:56:GLN:HG3	2.32	0.44
36:LA:81:VAL:HA	36:LA:215:LEU:HD11	1.98	0.44
37:MA:179:ARG:HG2	37:MA:207:VAL:H	1.83	0.44
42:RA:120:THR:H	42:RA:123:GLU:HB2	1.83	0.44
55:EB:9:ARG:HG3	55:EB:10:ARG:HG2	1.99	0.44
1:FB:842:C:H4'	1:FB:843:U:OP1	2.17	0.44
1:FB:1028(C):C:H2'	1:FB:1029:G:H5''	1.99	0.44

Continued on next page...

Continued from previous page...

Atom-1	Atom-2	Interatomic distance (Å)	Clash overlap (Å)
1:FB:1112:C:H5''	1:FB:1113:C:OP2	2.18	0.44
1:FB:1237:C:H3'	1:FB:1336:C:N4	2.33	0.44
1:FB:1378:C:H5''	41:VC:6:ARG:HG3	2.00	0.44
2:GB:137(B):G:H2'	2:GB:139:G:N7	2.32	0.44
2:GB:371:A:H5'	2:GB:423:A:H2'	1.99	0.44
2:GB:476:G:N2	2:GB:478:A:H2'	2.33	0.44
2:GB:784:A:C5	5:JB:229:VAL:HG21	2.52	0.44
2:GB:799:G:N1	2:GB:800:A:N6	2.65	0.44
2:GB:829:A:N7	2:GB:2247:A:O2'	2.41	0.44
2:GB:950:G:C6	2:GB:951:C:C4	3.05	0.44
2:GB:978:G:C2	2:GB:986:C:C2	3.05	0.44
2:GB:1335:U:H2'	2:GB:1336:A:H8	1.81	0.44
2:GB:1965:C:H3'	2:GB:1966:A:H2'	1.99	0.44
2:GB:2141:G:H22	2:GB:2150:U:H2'	1.82	0.44
2:GB:2209:C:C2	2:GB:2216:G:C2	3.05	0.44
2:GB:2508:G:H1	2:GB:2580:U:H3	1.65	0.44
2:GB:2572:A:OP1	2:GB:2574:G:H4'	2.18	0.44
2:GB:2809:A:C6	2:GB:2892:A:H1'	2.53	0.44
4:IB:34:C:O5'	4:IB:34:C:H6	2.00	0.44
4:IB:51:C:N4	4:IB:52:G:O6	2.51	0.44
7:LB:59:TYR:HB3	7:LB:60:SER:H	1.49	0.44
9:NB:25:LYS:HE2	9:NB:34:GLU:HB2	1.99	0.44
12:QB:61:VAL:O	12:QB:84:ALA:HB1	2.17	0.44
14:SB:19:GLY:HA2	23:BC:79:ARG:HH22	1.81	0.44
17:VB:34:VAL:HG22	17:VB:41:ARG:HG3	1.99	0.44
21:ZB:44:GLU:HG2	21:ZB:49:VAL:O	2.18	0.44
29:HC:41:PRO:HA	29:HC:42:PRO:HD2	1.70	0.44
31:JC:12:ARG:NH1	31:JC:12:ARG:HG3	2.31	0.44
38:SC:76:ARG:O	38:SC:79:PHE:HB3	2.17	0.44
38:SC:120:LEU:HB3	38:SC:126:ILE:HD11	1.99	0.44
39:TC:140:ARG:HE	39:TC:140:ARG:HB2	1.66	0.44
39:TC:148:VAL:O	39:TC:152:ARG:HG2	2.18	0.44
42:WC:93:VAL:O	42:WC:132:GLU:HA	2.18	0.44
46:AD:112:ASP:OD2	46:AD:112:ASP:N	2.50	0.44
53:HD:22:LEU:HD22	53:HD:47:HIS:CD2	2.53	0.44
1:A:161:A:H2'	1:A:162:A:C8	2.53	0.44
1:A:197:A:H3'	1:A:197:A:OP2	2.18	0.44
1:A:714:G:H2'	1:A:715:A:C8	2.52	0.44
1:A:753:A:H5'	1:A:754:C:C6	2.53	0.44
1:A:892:A:O2'	1:A:1415:G:H4'	2.18	0.44
1:A:1418:A:H2	2:B:1948:G:N3	2.16	0.44

Continued on next page...

Continued from previous page...

Atom-1	Atom-2	Interatomic distance (Å)	Clash overlap (Å)
1:A:1494:G:C6	1:A:1495:U:C4	3.05	0.44
1:A:1496:C:H4'	2:B:1920:4OC:O2'	2.17	0.44
2:B:8:A:H2	2:B:2896:C:C2	2.36	0.44
2:B:10:G:H4'	2:B:2801:A:C2	2.52	0.44
2:B:11:G:C2'	2:B:12:U:H5'	2.48	0.44
2:B:320:A:H4'	2:B:322:A:N7	2.32	0.44
2:B:959:A:C6	2:B:960:A:N1	2.85	0.44
2:B:1183:G:H2'	2:B:1184:G:H8	1.82	0.44
2:B:1632:A:H8	2:B:1632:A:O5'	2.00	0.44
2:B:2262:U:H4'	2:B:2328:A:C2	2.52	0.44
2:B:2358:G:C6	2:B:2359:C:C4	3.06	0.44
6:F:93:VAL:HG11	6:F:181:LEU:O	2.18	0.44
8:H:39:ILE:HG21	8:H:60:LEU:HD21	1.99	0.44
13:M:81:GLN:OE1	13:M:106:LEU:HA	2.18	0.44
16:P:34:HIS:ND1	16:P:34:HIS:N	2.66	0.44
19:S:83:ARG:HG2	19:S:83:ARG:HH11	1.82	0.44
37:MA:7:PRO:HB3	37:MA:175:LEU:HD11	1.99	0.44
41:QA:51:GLN:O	41:QA:55:GLY:HA2	2.18	0.44
41:QA:153:HIS:CD2	45:UA:57:THR:HB	2.52	0.44
44:TA:20:ALA:O	44:TA:24:VAL:HG23	2.17	0.44
46:VA:19:ARG:O	46:VA:21:LYS:NZ	2.51	0.44
1:FB:979:C:H2'	1:FB:980:C:H5'	1.99	0.44
1:FB:1207:2MG:H2'	1:FB:1208:C:C6	2.51	0.44
1:FB:1502:A:C8	1:FB:1505:G:N2	2.86	0.44
2:GB:902:C:H2'	2:GB:903:C:C6	2.53	0.44
2:GB:1064:C:H5'	2:GB:1065:U:OP2	2.17	0.44
2:GB:1170:G:H1	2:GB:1179:C:N4	2.15	0.44
2:GB:1268:A:C2	2:GB:2013:A:C4	3.06	0.44
2:GB:1423:G:H2'	2:GB:1424:G:H8	1.81	0.44
2:GB:1684:C:H2'	2:GB:1685:C:C6	2.53	0.44
2:GB:2026:C:H2'	2:GB:2027:G:O4'	2.18	0.44
2:GB:2401:U:C2'	2:GB:2402:C:H5'	2.48	0.44
2:GB:2443:C:H2'	2:GB:2444:G:H8	1.83	0.44
2:GB:2639:A:H3'	2:GB:2640:G:H8	1.83	0.44
2:GB:2893:G:O5'	2:GB:2893:G:H8	2.00	0.44
4:IB:48:C:H4'	4:IB:49:G:H5''	2.00	0.44
12:QB:89:ASN:C	12:QB:91:LEU:H	2.22	0.44
16:UB:83:LYS:HB2	16:UB:111:GLU:CD	2.36	0.44
16:UB:105:ALA:O	16:UB:110:LEU:HB2	2.18	0.44
30:IC:23:THR:HA	32:KC:34:TRP:HD1	1.83	0.44
36:QC:83:MET:HG2	36:QC:234:PRO:HB2	1.99	0.44

Continued on next page...

Continued from previous page...

Atom-1	Atom-2	Interatomic distance (Å)	Clash overlap (Å)
36:QC:178:ARG:NH2	36:QC:198:ASP:OD1	2.51	0.44
38:SC:18:LYS:HD2	38:SC:18:LYS:HA	1.90	0.44
41:VC:111:ARG:NH1	41:VC:122:HIS:HB3	2.32	0.44
46:AD:89:ARG:NH1	46:AD:95:GLY:H	2.15	0.44
50:ED:71:ARG:HA	50:ED:74:LEU:HD12	1.99	0.44
1:A:19:C:H5''	39:OA:86:ALA:HB1	1.98	0.44
1:A:99:C:H2'	1:A:101:A:O4'	2.16	0.44
1:A:540:G:H2'	1:A:541:G:O4'	2.18	0.44
1:A:701:C:O2	1:A:703:G:N1	2.50	0.44
1:A:792:A:H4'	1:A:793:U:O5'	2.17	0.44
1:A:881:G:H2'	1:A:882:C:O4'	2.18	0.44
1:A:969:A:H2'	1:A:970:C:O4'	2.18	0.44
1:A:1109:C:H2'	1:A:1110:A:O4'	2.18	0.44
1:A:1324:A:OP2	1:A:1324:A:C8	2.71	0.44
1:A:1359:C:OP1	48:XA:22:THR:OG1	2.26	0.44
1:A:1427:U:H2'	1:A:1428:A:C8	2.52	0.44
2:B:10:G:H4'	2:B:2801:A:N1	2.33	0.44
2:B:328:U:H4'	22:V:68:HIS:CD2	2.52	0.44
2:B:511:U:H4'	2:B:1235:G:H4'	1.99	0.44
2:B:590:A:H2'	2:B:591:C:O4'	2.17	0.44
2:B:609(B):G:H2'	2:B:610:C:H6	1.81	0.44
2:B:1012:U:O4	11:K:28:THR:HG21	2.17	0.44
2:B:1203:G:N1	2:B:1241:A:OP2	2.45	0.44
2:B:1380:G:O2'	2:B:1569:A:N6	2.51	0.44
2:B:1684:C:H2'	2:B:1685:C:C6	2.53	0.44
2:B:2059:A:H2'	2:B:2503:2MA:HM23	1.99	0.44
2:B:2352:A:C4	2:B:2366:A:C2	3.06	0.44
2:B:2369:A:H2'	2:B:2370:G:H8	1.83	0.44
2:B:2537:U:H2'	2:B:2538:C:C6	2.53	0.44
4:D:15:G:O6	4:D:59:A:O2'	2.34	0.44
4:D:28:C:N4	4:D:42:G:H1	2.12	0.44
6:F:170:LEU:HD23	6:F:170:LEU:HA	1.79	0.44
9:I:149:ARG:NH1	9:I:167:GLU:CD	2.71	0.44
15:O:24:GLN:HG2	15:O:44:LEU:HG	2.00	0.44
17:Q:109:GLU:HG3	17:Q:112:ARG:NH2	2.33	0.44
19:S:28:GLU:O	19:S:30:GLY:N	2.51	0.44
23:W:155:LEU:HD21	23:W:171:ILE:HD12	1.99	0.44
28:BA:50:VAL:HG11	47:WA:64:TRP:HA	1.98	0.44
40:PA:33:TYR:HB2	40:PA:75:LEU:HD12	2.00	0.44
47:WA:3:ARG:H	47:WA:8:GLU:HB2	1.83	0.44
51:AB:7:THR:HG23	51:AB:57:VAL:C	2.38	0.44

Continued on next page...

Continued from previous page...

Atom-1	Atom-2	Interatomic distance (Å)	Clash overlap (Å)
51:AB:14:LYS:N	51:AB:14:LYS:HE3	2.33	0.44
55:EB:18:TYR:HE2	55:EB:24:ARG:HA	1.83	0.44
1:FB:468:A:H4'	50:ED:80:PHE:O	2.17	0.44
1:FB:636:U:H2'	1:FB:637:G:H8	1.82	0.44
1:FB:1284:C:H3'	1:FB:1285:A:C8	2.52	0.44
1:FB:1410:G:O2'	1:FB:1411:C:H5'	2.18	0.44
2:GB:6:A:O2'	11:PB:130:HIS:HB3	2.18	0.44
2:GB:154:G:H1	2:GB:172:C:N4	2.15	0.44
2:GB:827:U:H1'	2:GB:2246:G:O2'	2.18	0.44
2:GB:960:A:H5''	2:GB:961:C:OP2	2.18	0.44
2:GB:1010:A:O3'	18:WB:77:SER:OG	2.33	0.44
2:GB:1017:G:H2'	2:GB:1018:C:C6	2.53	0.44
2:GB:1996:C:H4'	2:GB:1997:G:H5'	1.99	0.44
2:GB:2262:U:H4'	2:GB:2328:A:C2	2.53	0.44
2:GB:2405:G:O2'	2:GB:2411:A:N6	2.50	0.44
4:IB:5:G:O2'	4:IB:6:G:OP2	2.25	0.44
6:KB:177:PRO:HD2	6:KB:178:GLU:OE2	2.18	0.44
7:LB:40:GLN:O	7:LB:44:ARG:HD3	2.17	0.44
8:MB:145:THR:OG1	8:MB:146:TYR:N	2.50	0.44
9:NB:130:ARG:HB3	9:NB:130:ARG:HH11	1.83	0.44
11:PB:19:GLU:HA	11:PB:59:LYS:O	2.17	0.44
12:QB:20:MET:SD	12:QB:44:LYS:HE2	2.58	0.44
13:RB:52:GLU:HG3	13:RB:57:THR:HA	2.00	0.44
14:SB:57:HIS:HD2	14:SB:117:ALA:HB2	1.82	0.44
15:TB:58:GLY:HA2	15:TB:80:PHE:CD2	2.52	0.44
20:YB:12:ILE:HB	20:YB:42:ARG:HH12	1.83	0.44
20:YB:17:VAL:HG11	20:YB:103:ILE:HD13	1.99	0.44
21:ZB:40:LYS:HG3	21:ZB:51:VAL:HG23	1.99	0.44
25:DC:82:LEU:H	25:DC:83:GLU:CD	2.20	0.44
36:QC:130:ARG:HA	36:QC:131:PRO:HD3	1.87	0.44
36:QC:149:LEU:O	36:QC:152:PHE:N	2.46	0.44
38:SC:12:CYS:HG	38:SC:18:LYS:HZ2	1.60	0.44
38:SC:60:GLU:O	38:SC:63:LYS:HB2	2.18	0.44
39:TC:139:LEU:HA	39:TC:142:LEU:CD2	2.47	0.44
44:YC:25:GLU:O	44:YC:29:ARG:HG3	2.17	0.44
53:HD:50:ALA:HB1	53:HD:58:VAL:N	2.32	0.44
1:A:115:G:H4'	1:A:116:A:O5'	2.18	0.44
1:A:445:G:H1	1:A:489:C:H42	1.66	0.44
1:A:741:G:H2'	1:A:742:G:C8	2.53	0.44
1:A:932:C:H5''	41:QA:4:ARG:CZ	2.48	0.44
1:A:967:5MC:H2'	1:A:968:A:C8	2.53	0.44

Continued on next page...

Continued from previous page...

Atom-1	Atom-2	Interatomic distance (Å)	Clash overlap (Å)
1:A:1151:A:C2	44:TA:39:PRO:HG3	2.53	0.44
1:A:1346:A:H61	1:A:1374:A:H3'	1.83	0.44
1:A:1389:C:H2'	1:A:1390:U:O4'	2.18	0.44
2:B:863:A:OP2	14:N:22:LYS:NZ	2.51	0.44
2:B:910:A:N6	2:B:911:A:N6	2.66	0.44
2:B:956:G:H2'	2:B:957:A:H2'	2.00	0.44
2:B:1012:U:C5	11:K:28:THR:HG21	2.53	0.44
2:B:1080:C:H6	2:B:1080:C:OP2	2.01	0.44
2:B:1353:A:C8	2:B:1377:G:N2	2.86	0.44
2:B:1477:A:C6	2:B:1478:G:C5	3.05	0.44
2:B:2018:G:C6	2:B:2019:A:C6	3.06	0.44
2:B:2075:U:H2'	2:B:2238:G:N2	2.32	0.44
3:C:46:A:C5	3:C:47:C:C4	3.06	0.44
5:E:66:ASP:HA	5:E:68:LYS:HZ3	1.82	0.44
6:F:67:PHE:CD1	6:F:74:PRO:HA	2.53	0.44
7:G:59:TYR:HB3	7:G:60:SER:H	1.48	0.44
8:H:9:ARG:HA	8:H:12:TYR:HB2	2.00	0.44
10:J:110:ASP:HA	10:J:111:PRO:HD3	1.86	0.44
15:O:23:ASN:OD1	15:O:23:ASN:N	2.51	0.44
17:Q:54:ARG:HB3	17:Q:54:ARG:HH11	1.81	0.44
19:S:27:ALA:O	19:S:64:HIS:NE2	2.51	0.44
26:Z:9:GLN:HE22	26:Z:56:GLN:HG3	1.82	0.44
28:BA:2:LYS:O	28:BA:6:HIS:HD2	2.01	0.44
35:JA:209:LEU:HD23	35:JA:210:PRO:HD2	2.00	0.44
40:PA:46:ARG:HE	40:PA:46:ARG:HB3	1.66	0.44
47:WA:55:ARG:NH1	47:WA:55:ARG:HB3	2.32	0.44
1:FB:190:G:N7	51:FD:63:ARG:NH2	2.66	0.44
1:FB:428:G:O4'	1:FB:430:A:C8	2.70	0.44
1:FB:688:G:H2'	1:FB:689:C:H6	1.82	0.44
1:FB:763:G:H2'	1:FB:764:C:H6	1.83	0.44
1:FB:1409:C:H2'	1:FB:1410:G:H8	1.83	0.44
2:GB:71:A:H4'	2:GB:72:U:H5''	1.99	0.44
2:GB:539:G:H2'	2:GB:540:G:H8	1.81	0.44
2:GB:558:G:H2'	2:GB:559:G:H8	1.83	0.44
2:GB:568:U:O4	2:GB:973:A:OP2	2.36	0.44
2:GB:774:A:O2'	2:GB:775:G:H5''	2.18	0.44
2:GB:1021:A:H8	2:GB:1021:A:H3'	1.83	0.44
2:GB:2387:U:H4'	24:CC:41:ARG:NH2	2.33	0.44
2:GB:2409:G:H8	2:GB:2409:G:O5'	2.01	0.44
2:GB:2792:G:H8	2:GB:2893:G:H22	1.66	0.44
5:JB:30:GLU:CB	5:JB:33:LEU:HD12	2.48	0.44

Continued on next page...

Continued from previous page...

Atom-1	Atom-2	Interatomic distance (Å)	Clash overlap (Å)
5:JB:231:HIS:CG	5:JB:232:PRO:HD2	2.53	0.44
7:LB:155:LEU:HD23	7:LB:186:ILE:HG12	1.99	0.44
8:MB:35:GLU:HB2	8:MB:160:VAL:O	2.17	0.44
12:QB:13:ASN:HD21	12:QB:97:ARG:N	2.15	0.44
12:QB:22:ILE:HG12	12:QB:41:ALA:HA	1.99	0.44
22:AC:30:VAL:HG22	22:AC:37:VAL:HG12	1.98	0.44
4:NC:48:C:O2'	4:NC:59:A:O2'	2.30	0.44
35:OC:185:GLN:HG3	35:OC:198:THR:HG23	2.00	0.44
35:PC:331:GLU:HA	35:PC:334:GLU:HB3	2.00	0.44
36:QC:47:THR:HG22	36:QC:51:LEU:HD23	1.99	0.44
37:RC:19:GLU:HA	37:RC:54:ARG:NH2	2.33	0.44
43:XC:123:PRO:O	43:XC:125:TYR:N	2.51	0.44
1:A:313:A:H2'	1:A:314:C:C6	2.53	0.43
1:A:345:C:H3'	17:Q:41:ARG:CZ	2.47	0.43
1:A:523:A:H61	46:VA:92:0TD:CG	2.31	0.43
1:A:979:C:H2'	1:A:980:C:H5'	1.99	0.43
1:A:1329:A:O2'	1:A:1330:U:H5'	2.18	0.43
1:A:1435:G:H2'	1:A:1436:U:C6	2.53	0.43
1:A:1483:A:H2	2:B:1959:G:N3	2.16	0.43
2:B:85:G:C5	2:B:98:G:C2	3.06	0.43
2:B:165:U:H2'	2:B:171:G:O4'	2.18	0.43
2:B:312:G:H5'	2:B:331:A:O2'	2.18	0.43
2:B:819:A:P	2:B:1187:G:H22	2.38	0.43
2:B:910:A:C5	14:N:13:GLN:HG3	2.53	0.43
2:B:1186:G:H8	2:B:1186:G:O5'	2.01	0.43
2:B:1290:C:H2'	2:B:1291:C:H6	1.81	0.43
2:B:1923:U:H2'	2:B:1924:C:C6	2.53	0.43
2:B:2262:U:OP2	24:X:19:LYS:HE3	2.17	0.43
3:C:89(A):G:C6	3:C:89(B):A:C6	3.06	0.43
6:F:16:ARG:NH1	6:F:171:GLU:OE2	2.51	0.43
7:G:65:TRP:CH2	7:G:72:ARG:NH1	2.86	0.43
17:Q:64:ARG:NH1	17:Q:103:ARG:HG2	2.25	0.43
24:X:42:GLY:O	24:X:44:ARG:N	2.50	0.43
28:BA:53:GLU:OE2	28:BA:60:GLN:NE2	2.49	0.43
29:CA:40:LYS:NZ	29:CA:44:THR:O	2.30	0.43
31:EA:6:GLN:HA	31:EA:6:GLN:OE1	2.17	0.43
1:FB:86:U:O2'	1:FB:87:A:O4'	2.29	0.43
1:FB:391:G:H5''	50:ED:8:ARG:NE	2.33	0.43
1:FB:769:G:H4'	1:FB:1513:A:H4'	2.00	0.43
1:FB:1172:C:H2'	1:FB:1173:G:O4'	2.17	0.43
1:FB:1319:A:H4'	1:FB:1320:C:OP1	2.18	0.43

Continued on next page...

Continued from previous page...

Atom-1	Atom-2	Interatomic distance (Å)	Clash overlap (Å)
2:GB:609(B):G:N2	2:GB:619:G:H1'	2.33	0.43
2:GB:782:A:H2	5:JB:230:ASP:OD2	2.01	0.43
2:GB:1023:U:OP2	2:GB:1025:G:O2'	2.35	0.43
2:GB:1179:C:H2'	2:GB:1180:C:C6	2.52	0.43
2:GB:2439:A:C5	57:GB:9001:BLS:H112	2.53	0.43
2:GB:2602:A:H5''	4:NC:75:C:P	2.58	0.43
2:GB:2689:U:OP2	2:GB:2719:G:N2	2.46	0.43
5:JB:53:PHE:HE1	5:JB:221:VAL:HG13	1.82	0.43
7:LB:53:THR:HG23	7:LB:56:GLU:OE1	2.18	0.43
8:MB:99:MET:O	8:MB:103:LEU:HB2	2.18	0.43
11:PB:15:LEU:HG	11:PB:135:PRO:HB2	2.00	0.43
19:XB:64:HIS:HA	19:XB:92:THR:HA	2.00	0.43
21:ZB:21:PHE:HA	21:ZB:26:TYR:HE1	1.82	0.43
35:OC:182:HIS:HB3	35:PC:310:TYR:HE1	1.82	0.43
36:QC:115:LEU:HG	36:QC:119:GLU:OE2	2.18	0.43
41:VC:153:HIS:CD2	45:ZC:57:THR:HB	2.53	0.43
44:YC:97:GLU:HG2	44:YC:98:ILE:H	1.82	0.43
46:AD:51:ALA:HB3	46:AD:53:ARG:HH21	1.83	0.43
46:AD:79:GLU:O	46:AD:80:HIS:HB2	2.18	0.43
53:HD:27:GLU:HA	53:HD:28:LYS:HA	1.60	0.43
1:A:46:G:O2'	1:A:365:U:H1'	2.18	0.43
1:A:444:C:H2'	1:A:445:G:H8	1.82	0.43
1:A:498:A:H1'	1:A:500:G:C8	2.53	0.43
1:A:728:A:C5	49:YA:54:ARG:HD2	2.52	0.43
1:A:1048:G:P	48:XA:4:LYS:HB2	2.58	0.43
2:B:65:C:H2'	2:B:66:C:C6	2.53	0.43
2:B:266:G:N1	2:B:267:C:C2	2.86	0.43
2:B:278:A:H2'	2:B:279:C:C6	2.53	0.43
2:B:441:U:H2'	2:B:442:G:C8	2.53	0.43
2:B:460:A:H3'	2:B:461:C:H6	1.83	0.43
2:B:885:C:C5	2:B:886:C:H1'	2.52	0.43
2:B:1539:G:H2'	2:B:1540:G:O4'	2.18	0.43
2:B:2190:G:C2	2:B:2191:G:C4	3.06	0.43
2:B:2364:C:OP1	24:X:55:ARG:HD3	2.18	0.43
2:B:2827:C:H2'	2:B:2828:C:C6	2.53	0.43
4:D:48:C:OP1	4:D:59:A:H5'	2.17	0.43
8:H:21:ARG:HG3	8:H:22:ARG:N	2.33	0.43
9:I:130:ARG:NH1	9:I:130:ARG:HB3	2.33	0.43
9:I:159:GLU:OE2	9:I:169:VAL:HG11	2.18	0.43
11:K:72:TYR:CZ	11:K:87:LEU:HD23	2.52	0.43
13:M:46:LYS:HE2	13:M:46:LYS:HB3	1.80	0.43

Continued on next page...

Continued from previous page...

Atom-1	Atom-2	Interatomic distance (Å)	Clash overlap (Å)
13:M:88:LEU:HD23	13:M:91:PHE:HE2	1.83	0.43
17:Q:74:ARG:HG2	17:Q:76:PHE:CZ	2.53	0.43
18:R:68:ALA:O	18:R:71:GLN:HB2	2.18	0.43
26:Z:17:SER:N	26:Z:20:GLU:OE2	2.47	0.43
35:JA:110:ASN:HA	35:JA:171:VAL:HG23	2.00	0.43
35:JA:182:HIS:HB3	35:KA:310:TYR:HE1	1.82	0.43
37:MA:67:THR:HG22	37:MA:102:ASN:HB3	1.99	0.43
38:NA:35:ARG:O	38:NA:37:PRO:HD3	2.18	0.43
38:NA:157:LEU:HA	38:NA:160:GLN:OE1	2.18	0.43
44:TA:5:ARG:HG3	44:TA:73:ASP:HA	2.01	0.43
44:TA:97:GLU:HG2	44:TA:98:ILE:H	1.82	0.43
46:VA:117:ARG:NH2	46:VA:123:LYS:O	2.37	0.43
53:CB:39:THR:HG23	53:CB:69:HIS:O	2.18	0.43
1:FB:12:U:H3	1:FB:22:G:H1	1.66	0.43
1:FB:995:C:H4'	48:CD:8:GLU:OE2	2.18	0.43
1:FB:1216:G:O2'	1:FB:1217:C:H5'	2.17	0.43
1:FB:1342:C:H2'	1:FB:1343:G:H8	1.84	0.43
1:FB:1366:C:H2'	1:FB:1367:C:C6	2.53	0.43
2:GB:458:G:O2'	31:JC:39:ARG:HD3	2.18	0.43
2:GB:464:U:H2'	2:GB:465:G:O4'	2.17	0.43
2:GB:783:A:O2'	2:GB:785:G:OP1	2.25	0.43
2:GB:877:U:H2'	2:GB:878:A:H5''	1.99	0.43
2:GB:1902:C:N3	2:GB:1903:G:H1'	2.33	0.43
2:GB:2227:A:O3'	5:JB:261:LYS:NZ	2.37	0.43
2:GB:2666:C:H3'	2:GB:2667:C:H6	1.82	0.43
4:IB:7:G:O2'	4:IB:49:G:O4'	2.34	0.43
5:JB:66:ASP:HA	5:JB:68:LYS:HZ2	1.82	0.43
5:JB:246:PRO:O	5:JB:254:THR:HG22	2.18	0.43
6:KB:48:GLN:HG2	6:KB:78:LEU:HG	2.00	0.43
9:NB:23:ARG:HB2	9:NB:34:GLU:OE2	2.18	0.43
9:NB:126:PRO:HB2	9:NB:130:ARG:NH2	2.27	0.43
12:QB:16:ALA:HB2	12:QB:52:VAL:HG21	1.99	0.43
17:VB:126:ALA:O	17:VB:129:ARG:HB3	2.17	0.43
22:AC:44:ILE:O	22:AC:45:VAL:HG13	2.18	0.43
23:BC:103:ARG:HB2	23:BC:138:GLU:HA	1.99	0.43
26:EC:66:GLU:HB2	26:EC:69:ARG:HE	1.83	0.43
28:GC:2:LYS:O	28:GC:6:HIS:HD2	2.01	0.43
31:JC:6:GLN:OE1	31:JC:6:GLN:HA	2.18	0.43
38:SC:171:GLY:HA2	38:SC:172:PRO:HD3	1.78	0.43
39:TC:127:ASN:HA	39:TC:128:PRO:HD2	1.85	0.43
40:UC:33:TYR:HB2	40:UC:75:LEU:HD12	2.01	0.43

Continued on next page...

Continued from previous page...

Atom-1	Atom-2	Interatomic distance (Å)	Clash overlap (Å)
42:WC:103:VAL:O	42:WC:106:GLY:N	2.51	0.43
1:A:129(B):G:N2	1:A:189:U:H5''	2.33	0.43
1:A:922:G:C6	1:A:923:A:C6	3.06	0.43
1:A:1049:U:OP1	48:XA:3:ARG:HG2	2.17	0.43
1:A:1508:G:H2'	1:A:1509:C:C6	2.53	0.43
2:B:111:A:H5'	26:Z:69:ARG:HH22	1.83	0.43
2:B:176:G:O2'	2:B:177:G:H5'	2.19	0.43
2:B:657:U:H2'	2:B:658:C:H6	1.82	0.43
2:B:721:C:H2'	2:B:722:A:C8	2.52	0.43
2:B:1275:A:C4	15:O:16:HIS:CE1	3.06	0.43
2:B:1557:C:OP2	2:B:1558:A:H2'	2.18	0.43
2:B:2186:G:C2'	2:B:2187:G:H5'	2.49	0.43
2:B:2301:C:H2'	2:B:2302:G:C8	2.53	0.43
2:B:2508:G:H1	2:B:2580:U:H3	1.64	0.43
5:E:53:PHE:HD1	5:E:219:PRO:O	2.01	0.43
7:G:12:LEU:HA	7:G:12:LEU:HD23	1.68	0.43
8:H:127:GLY:HA2	8:H:166:ASP:HB2	1.99	0.43
10:J:57:ARG:O	10:J:60:GLU:HB3	2.17	0.43
12:L:53:LYS:NZ	12:L:53:LYS:HB2	2.33	0.43
14:N:35:VAL:O	14:N:129:THR:HG22	2.18	0.43
14:N:78:PRO:HG2	14:N:81:VAL:HG21	2.00	0.43
17:Q:11:GLU:OE2	17:Q:57:PHE:HD2	2.02	0.43
17:Q:64:ARG:HB2	17:Q:73:GLU:HG3	2.00	0.43
23:W:102:LEU:HD11	23:W:124:ILE:HB	2.00	0.43
30:DA:22:ALA:HB1	32:FA:34:TRP:HA	1.99	0.43
4:IA:53:G:H2'	4:IA:54:5MU:C6	2.53	0.43
36:LA:172:ILE:H	36:LA:172:ILE:HD12	1.83	0.43
42:RA:20:TYR:CE2	42:RA:75:ARG:HD2	2.53	0.43
45:UA:122:LYS:HE2	45:UA:122:LYS:HB3	1.82	0.43
46:VA:39:VAL:HG12	46:VA:57:LYS:HB3	2.01	0.43
53:CB:61:TYR:CE2	53:CB:63:THR:HG23	2.53	0.43
53:CB:81:ARG:HB3	53:CB:82:GLY:H	1.74	0.43
1:FB:128:G:H4'	51:FD:3:LYS:HB3	1.99	0.43
1:FB:1350:A:OP1	43:XC:121:ARG:NE	2.42	0.43
2:GB:133:C:H5''	2:GB:134:C:OP2	2.17	0.43
2:GB:460:A:H3'	2:GB:461:C:H6	1.84	0.43
2:GB:782:A:O2'	5:JB:225:ALA:HB1	2.18	0.43
2:GB:935:C:H2'	2:GB:936:C:C6	2.54	0.43
2:GB:2059:A:H2'	2:GB:2503:2MA:HM23	1.99	0.43
2:GB:2682:U:O2'	6:KB:13:ARG:HG3	2.19	0.43
2:GB:2889:C:H2'	2:GB:2891:G:O4'	2.18	0.43

Continued on next page...

Continued from previous page...

Atom-1	Atom-2	Interatomic distance (Å)	Clash overlap (Å)
7:LB:64:ILE:HD12	7:LB:65:TRP:N	2.32	0.43
9:NB:8:PRO:HB3	9:NB:51:ARG:HG3	2.00	0.43
35:OC:188:PRO:C	35:OC:190:THR:H	2.22	0.43
35:PC:322:ILE:HB	35:PC:324:LEU:H	1.83	0.43
39:TC:69:VAL:HA	39:TC:70:PRO:HD2	1.87	0.43
47:BD:80:ARG:HD2	53:HD:65:ASN:HB3	1.98	0.43
47:BD:88:ARG:HA	47:BD:98:VAL:HG13	1.99	0.43
51:FD:58:GLU:CD	51:FD:75:ARG:HD2	2.38	0.43
1:A:4:U:H4'	1:A:5:U:OP2	2.19	0.43
1:A:10:A:OP2	39:OA:126:ARG:HD3	2.19	0.43
1:A:298:A:C6	1:A:299:G:C2	3.06	0.43
1:A:587:G:H4'	42:RA:3:THR:HA	2.00	0.43
1:A:707:C:H2'	1:A:708:C:C6	2.52	0.43
1:A:986:A:H1'	1:A:1220:G:N2	2.33	0.43
2:B:30:G:OP2	18:R:5:LYS:HE3	2.18	0.43
2:B:443:A:N7	7:G:45:ARG:HG2	2.34	0.43
2:B:540:G:H2'	2:B:541:C:C6	2.52	0.43
2:B:595:C:N4	2:B:662:G:H1	2.13	0.43
2:B:618(A):G:H5'	7:G:205:ARG:NH1	2.33	0.43
2:B:732:C:H2'	2:B:733:G:O4'	2.18	0.43
2:B:848:G:C4	2:B:933:A:H8	2.36	0.43
2:B:1061:U:OP2	2:B:1062:G:OP2	2.36	0.43
2:B:1093:G:H22	2:B:1096:A:C5'	2.30	0.43
2:B:1540:G:H5''	2:B:1541:U:OP2	2.18	0.43
2:B:1952:A:N6	2:B:1953:A:N1	2.67	0.43
2:B:2009:G:OP1	20:T:41:LYS:HE2	2.18	0.43
2:B:2408:U:O5'	2:B:2408:U:H6	2.01	0.43
4:D:26:G:H2'	4:D:27:U:C6	2.53	0.43
18:R:90:VAL:HG22	19:S:38:LEU:HD22	2.01	0.43
21:U:29:TRP:CZ3	21:U:78:LYS:HG3	2.54	0.43
23:W:54:HIS:HB3	23:W:99:TYR:O	2.17	0.43
32:FA:39:LYS:HA	32:FA:42:ARG:NH2	2.33	0.43
4:IA:23:C:H2'	4:IA:24:U:C6	2.51	0.43
36:LA:167:PRO:HG3	36:LA:188:ALA:HB2	2.00	0.43
36:LA:231:GLU:HB2	36:LA:232:PRO:HD3	2.01	0.43
38:NA:60:GLU:HG3	38:NA:198:VAL:HG23	1.99	0.43
46:VA:6:THR:OG1	46:VA:7:ILE:N	2.51	0.43
46:VA:26:ALA:HA	46:VA:64:TYR:CE2	2.54	0.43
51:AB:18:THR:HG21	51:AB:43:LEU:HD13	1.99	0.43
1:FB:250:A:H4'	1:FB:251:G:O5'	2.18	0.43
1:FB:922:G:C6	1:FB:923:A:C6	3.06	0.43

Continued on next page...

Continued from previous page...

Atom-1	Atom-2	Interatomic distance (Å)	Clash overlap (Å)
1:FB:1108:G:H5'	37:RC:176:HIS:ND1	2.33	0.43
1:FB:1129:C:H42	1:FB:1143:G:N2	2.16	0.43
2:GB:118:A:N3	2:GB:178:G:H1'	2.33	0.43
2:GB:154:G:N7	2:GB:154(A):C:O2'	2.51	0.43
2:GB:336:C:O2'	22:AC:35:TYR:OH	2.25	0.43
2:GB:398:G:H2'	2:GB:399:G:C8	2.53	0.43
2:GB:990:A:C6	2:GB:1186:G:H1'	2.54	0.43
2:GB:1045:A:H5''	2:GB:1046:A:C5'	2.44	0.43
2:GB:1520:U:O4	2:GB:1521:G:C2	2.71	0.43
2:GB:2547:U:O2	12:QB:23:ARG:NH2	2.51	0.43
7:LB:66:PRO:HG2	7:LB:70:THR:HG23	2.00	0.43
14:SB:75:THR:HG21	14:SB:87:LYS:NZ	2.32	0.43
15:TB:59:ASP:OD2	15:TB:61:HIS:HB3	2.18	0.43
16:UB:74:ALA:HA	16:UB:110:LEU:HD13	2.00	0.43
18:WB:79:PHE:HE1	18:WB:110:VAL:HA	1.83	0.43
19:XB:1:MET:HA	19:XB:42:GLY:HA3	2.01	0.43
22:AC:20:TYR:CD1	22:AC:42:VAL:HG13	2.53	0.43
24:CC:74:ARG:H	24:CC:74:ARG:HG3	1.65	0.43
28:GC:41:PRO:HA	28:GC:47:GLN:HB2	2.01	0.43
37:RC:35:GLU:CD	37:RC:97:LYS:NZ	2.72	0.43
39:TC:28:PHE:CD2	39:TC:50:GLU:HA	2.52	0.43
39:TC:121:LYS:HZ1	39:TC:122:GLU:H	1.62	0.43
42:WC:54:ASP:O	42:WC:56:LYS:HG2	2.19	0.43
42:WC:116:LYS:HG3	42:WC:129:VAL:HG11	2.00	0.43
52:GD:76:LEU:HB3	52:GD:78:LEU:HD12	2.00	0.43
1:A:24:U:H2'	1:A:25:C:C6	2.53	0.43
1:A:942:G:H21	43:SA:124:GLN:NE2	2.17	0.43
1:A:950:U:OP2	47:WA:102:ARG:HG3	2.18	0.43
1:A:1036:G:H3'	1:A:1037:C:C6	2.54	0.43
1:A:1039:C:H5''	1:A:1040:U:OP2	2.18	0.43
1:A:1440:C:N4	1:A:1461:G:H1	2.12	0.43
2:B:570:G:H2'	2:B:2030:A:C6	2.52	0.43
2:B:778:G:O5'	2:B:778:G:H8	2.01	0.43
2:B:2745:C:C4	2:B:2746:U:C4	3.06	0.43
2:B:2789:C:H5''	2:B:2790:A:OP1	2.18	0.43
7:G:116:ASP:OD2	13:M:1:MET:HB3	2.18	0.43
9:I:27:LYS:HA	9:I:32:GLU:HA	2.00	0.43
11:K:108:PRO:O	11:K:113:GLY:HA3	2.19	0.43
16:P:13:ARG:CG	16:P:13:ARG:NH1	2.73	0.43
17:Q:22:PHE:HA	17:Q:91:ARG:NH2	2.33	0.43
20:T:12:ILE:O	20:T:101:SER:OG	2.36	0.43

Continued on next page...

Continued from previous page...

Atom-1	Atom-2	Interatomic distance (Å)	Clash overlap (Å)
27:AA:31:LEU:HD13	27:AA:32:GLN:N	2.34	0.43
30:DA:23:THR:HA	32:FA:34:TRP:HD1	1.84	0.43
36:LA:9:GLU:HG3	36:LA:217:ARG:NH2	2.33	0.43
36:LA:93:VAL:HG21	36:LA:101:MET:HE1	2.01	0.43
42:RA:107:LEU:HD23	42:RA:107:LEU:HA	1.82	0.43
43:SA:46:ALA:HB2	43:SA:74:ILE:HG23	2.00	0.43
47:WA:55:ARG:HB3	47:WA:55:ARG:HH11	1.83	0.43
53:CB:65:ASN:O	53:CB:67:VAL:N	2.51	0.43
1:FB:108:G:N1	54:ID:15:ARG:HG2	2.34	0.43
1:FB:232:G:H1'	1:FB:262:A:N1	2.33	0.43
1:FB:1195:C:C4	1:FB:1197:G:C8	3.06	0.43
1:FB:1324:A:OP2	1:FB:1324:A:H8	2.01	0.43
1:FB:1346:A:H61	1:FB:1374:A:H3'	1.84	0.43
2:GB:826:U:H2'	2:GB:828:U:O4'	2.18	0.43
2:GB:885:C:C5	2:GB:886:C:H1'	2.53	0.43
2:GB:918:A:N3	3:HB:80:U:O2'	2.48	0.43
2:GB:957:A:H5'	14:SB:76:LYS:HD3	2.01	0.43
2:GB:1166:C:N4	2:GB:1167:U:O4	2.51	0.43
2:GB:1167:U:C2	2:GB:1183:G:N2	2.87	0.43
2:GB:1530:G:O6	2:GB:1542:G:N2	2.52	0.43
2:GB:1717:G:H1	2:GB:1742:C:H42	1.67	0.43
2:GB:2271:G:H2'	2:GB:2272:U:C6	2.54	0.43
2:GB:2322:A:H2'	2:GB:2323:G:O4'	2.18	0.43
2:GB:2351:G:O6	32:KC:39:LYS:HG3	2.18	0.43
2:GB:2735:G:H2'	2:GB:2736:G:H8	1.83	0.43
5:JB:111:LEU:HA	5:JB:111:LEU:HD12	1.82	0.43
7:LB:40:GLN:HA	7:LB:43:LYS:HG2	2.01	0.43
32:KC:61:LEU:C	32:KC:63:PRO:HD3	2.39	0.43
4:NC:74:C:H5''	4:NC:75:C:OP2	2.19	0.43
38:SC:108:LEU:HD23	38:SC:108:LEU:HA	1.84	0.43
39:TC:17:ALA:HA	39:TC:26:PHE:HA	2.00	0.43
40:UC:11:ASN:N	40:UC:84:ASN:O	2.51	0.43
41:VC:69:VAL:HG22	41:VC:135:VAL:HG22	1.99	0.43
43:XC:13:ALA:HA	43:XC:67:GLY:HA3	2.01	0.43
45:ZC:40:ILE:HD13	45:ZC:40:ILE:HA	1.89	0.43
46:AD:77:LEU:HD23	46:AD:77:LEU:HA	1.70	0.43
46:AD:115:LYS:N	46:AD:117:ARG:HG2	2.33	0.43
54:ID:13:LEU:H	54:ID:13:LEU:HG	1.55	0.43
54:ID:84:LEU:O	54:ID:88:VAL:HB	2.19	0.43
1:A:124:G:H4'	1:A:291:C:O2'	2.19	0.43
1:A:778:G:H8	1:A:778:G:O5'	2.01	0.43

Continued on next page...

Continued from previous page...

Atom-1	Atom-2	Interatomic distance (Å)	Clash overlap (Å)
1:A:1207:2MG:H2'	1:A:1208:C:H6	1.84	0.43
2:B:270(A):A:OP2	2:B:270(Z):G:N1	2.49	0.43
2:B:479:A:N3	2:B:481:G:H5''	2.33	0.43
2:B:530:G:C6	2:B:2022:U:OP1	2.71	0.43
2:B:1006:C:C2	2:B:1138:G:N2	2.86	0.43
2:B:1007:C:OP1	11:K:35:ARG:NH1	2.51	0.43
2:B:2297:C:H42	2:B:2321:G:H1	1.66	0.43
7:G:160:ASN:OD1	7:G:163:VAL:HB	2.19	0.43
9:I:23:ARG:HB2	9:I:34:GLU:OE2	2.19	0.43
10:J:39:ALA:HB1	10:J:44:LEU:HD13	1.99	0.43
11:K:9:VAL:HG11	11:K:39:ARG:NH2	2.33	0.43
13:M:49:ARG:CB	32:FA:61:LEU:HD21	2.49	0.43
13:M:81:GLN:HG3	13:M:110:TYR:CD2	2.54	0.43
20:T:68:ARG:HG2	20:T:68:ARG:HH11	1.83	0.43
21:U:24:GLY:O	21:U:83:VAL:HG22	2.18	0.43
23:W:70:LEU:HD22	23:W:70:LEU:HA	1.80	0.43
24:X:31:VAL:HG23	24:X:32:ARG:O	2.18	0.43
25:Y:95:LEU:HD13	25:Y:95:LEU:HA	1.76	0.43
37:MA:23:TYR:CZ	44:TA:9:ARG:HG3	2.54	0.43
37:MA:131:ARG:HH11	37:MA:135:LYS:HD2	1.83	0.43
45:UA:85:ARG:HA	45:UA:112:THR:OG1	2.19	0.43
47:WA:101:GLN:HE21	47:WA:101:GLN:HB2	1.48	0.43
49:YA:74:ASP:OD2	49:YA:77:ARG:HD3	2.18	0.43
53:CB:51:VAL:O	53:CB:57:HIS:HA	2.19	0.43
54:DB:30:LYS:HB2	54:DB:30:LYS:HZ2	1.83	0.43
1:FB:353:A:H2'	1:FB:354:G:OP2	2.18	0.43
1:FB:443:C:H2'	1:FB:444:C:C6	2.53	0.43
1:FB:663:A:O3'	52:GD:64:ARG:NH2	2.49	0.43
1:FB:998(A):G:H22	1:FB:1043:C:N4	2.17	0.43
1:FB:1268:A:H4'	55:JD:20:LYS:HB2	2.00	0.43
1:FB:1493:A:C4	35:OC:119:THR:HG23	2.53	0.43
2:GB:64:A:C4	21:ZB:66:LEU:HD13	2.54	0.43
2:GB:330:A:O2'	2:GB:331:A:H8	2.01	0.43
2:GB:724:U:H2'	2:GB:725:G:O4'	2.18	0.43
2:GB:863:A:C8	14:SB:22:LYS:NZ	2.78	0.43
2:GB:1553:A:N7	2:GB:1555:G:C5	2.87	0.43
2:GB:1796:U:H2'	2:GB:1797:C:C6	2.53	0.43
2:GB:1851:U:H2'	2:GB:1852:C:O4'	2.19	0.43
2:GB:2275:C:O2	14:SB:85:LYS:HG3	2.18	0.43
3:HB:70:C:H2'	3:HB:71:C:C6	2.54	0.43
4:IB:51:C:H2'	4:IB:52:G:C8	2.54	0.43

Continued on next page...

Continued from previous page...

Atom-1	Atom-2	Interatomic distance (Å)	Clash overlap (Å)
7:LB:158:THR:HA	7:LB:195:ASP:HB2	2.00	0.43
8:MB:21:ARG:HG3	8:MB:22:ARG:N	2.32	0.43
10:OB:109:ILE:HB	10:OB:130:TYR:CE1	2.54	0.43
13:RB:81:GLN:OE1	13:RB:106:LEU:HA	2.18	0.43
17:VB:100:TYR:CD1	17:VB:103:ARG:NH1	2.86	0.43
35:PC:328:ARG:NH2	35:PC:331:GLU:O	2.52	0.43
38:SC:36:ARG:HD2	38:SC:38:TYR:OH	2.19	0.43
39:TC:80:ILE:HD12	39:TC:91:LEU:HB2	2.00	0.43
39:TC:152:ARG:NH1	42:WC:42:GLU:O	2.47	0.43
46:AD:6:THR:OG1	46:AD:7:ILE:N	2.51	0.43
46:AD:27:LEU:HD22	46:AD:98:TYR:HE1	1.82	0.43
54:ID:82:SER:C	54:ID:86:ARG:HG3	2.39	0.43
1:A:428:G:O4'	1:A:430:A:C8	2.72	0.43
1:A:977:A:O2'	1:A:979:C:OP2	2.24	0.43
2:B:141(B):C:H2'	2:B:142:G:O4'	2.19	0.43
2:B:375:C:H42	2:B:399:G:H1	1.65	0.43
2:B:1021:A:H8	2:B:1021:A:H3'	1.84	0.43
2:B:1258:C:C2	2:B:1259:G:C8	3.07	0.43
2:B:1550:C:OP1	2:B:1727:U:O2'	2.32	0.43
2:B:1937:A:C8	2:B:1939:5MU:H2'	2.53	0.43
2:B:2070:G:H2'	2:B:2071:A:O4'	2.18	0.43
2:B:2783:G:H21	6:F:37:ARG:HH22	1.66	0.43
2:B:2813:A:H2'	2:B:2814:C:O4'	2.18	0.43
4:D:51:C:H2'	4:D:52:G:C8	2.54	0.43
5:E:30:GLU:CB	5:E:33:LEU:HD12	2.49	0.43
6:F:12:THR:HB	17:Q:58:ASN:HD21	1.83	0.43
7:G:114:VAL:HG21	7:G:202:PHE:CZ	2.53	0.43
8:H:73:ALA:HB3	8:H:85:GLY:H	1.84	0.43
8:H:82:LEU:HD13	8:H:86:MET:HB2	2.00	0.43
14:N:73:PRO:HG3	14:N:93:TYR:HE1	1.82	0.43
15:O:58:GLY:HA2	15:O:80:PHE:CD2	2.54	0.43
18:R:58:ARG:CG	18:R:58:ARG:NH1	2.79	0.43
36:LA:121:LEU:HD21	36:LA:130:ARG:HH21	1.84	0.43
37:MA:15:THR:HG23	37:MA:207:VAL:HG11	2.00	0.43
44:TA:25:GLU:O	44:TA:29:ARG:HG3	2.18	0.43
1:FB:277:C:O2'	1:FB:278:G:H5'	2.17	0.43
1:FB:589:C:OP1	42:WC:5:PRO:HG3	2.18	0.43
1:FB:741:G:H2'	1:FB:742:G:H8	1.84	0.43
2:GB:777:A:C2	2:GB:778:G:C4	3.07	0.43
2:GB:1270:C:H5''	2:GB:1271:G:O5'	2.19	0.43
2:GB:2035:G:H3'	2:GB:2036:C:H5'	2.01	0.43

Continued on next page...

Continued from previous page...

Atom-1	Atom-2	Interatomic distance (Å)	Clash overlap (Å)
2:GB:2129:C:H2'	2:GB:2130:U:H4'	2.01	0.43
2:GB:2512:C:H5''	2:GB:2513:G:OP2	2.18	0.43
2:GB:2526:G:H1	2:GB:2537:U:H3	1.67	0.43
3:HB:30:C:OP2	16:UB:32:LEU:HD11	2.17	0.43
6:KB:70:ALA:HB3	6:KB:72:VAL:HG12	2.00	0.43
8:MB:11:TYR:HB2	8:MB:176:LEU:HD21	2.00	0.43
8:MB:18:GLU:O	8:MB:21:ARG:HB3	2.18	0.43
9:NB:52:VAL:C	9:NB:53:GLU:HG2	2.39	0.43
9:NB:55:PRO:HG2	9:NB:61:HIS:NE2	2.33	0.43
10:OB:9:LEU:O	10:OB:12:LEU:HB3	2.18	0.43
20:YB:57:ASN:O	20:YB:61:ASN:HB2	2.18	0.43
21:ZB:40:LYS:HG3	21:ZB:51:VAL:CG2	2.49	0.43
23:BC:25:PRO:O	23:BC:85:HIS:HA	2.18	0.43
23:BC:65:GLN:O	23:BC:67:LEU:HD22	2.19	0.43
31:JC:12:ARG:HG3	31:JC:12:ARG:HH11	1.84	0.43
4:NC:49:G:H2'	4:NC:50:U:O4'	2.18	0.43
36:QC:74:LYS:NZ	36:QC:76:GLN:OE1	2.41	0.43
38:SC:61:LYS:HA	38:SC:203:VAL:HG22	2.00	0.43
45:ZC:108:ILE:HG13	52:GD:87:ARG:HB3	2.00	0.43
47:BD:81:LEU:O	47:BD:89:GLY:HA3	2.19	0.43
1:A:391:G:H5''	50:ZA:8:ARG:NE	2.33	0.43
1:A:1083:U:H5''	1:A:1084:G:OP2	2.18	0.43
1:A:1220:G:H21	53:CB:54:GLY:CA	2.32	0.43
1:A:1284:C:H3'	1:A:1285:A:C8	2.53	0.43
1:A:1508:G:H2'	1:A:1509:C:H6	1.83	0.43
1:A:1516:G:H2'	1:A:1518:MA6:OP2	2.19	0.43
2:B:33:U:O2'	2:B:446:G:N2	2.52	0.43
2:B:330:A:H2	2:B:1210:A:HO2'	1.63	0.43
2:B:409:C:O2'	2:B:410:G:H5'	2.19	0.43
2:B:784:A:C5	5:E:229:VAL:HG21	2.54	0.43
2:B:871:U:H2'	2:B:872:A:C8	2.54	0.43
2:B:1883:G:HO2'	2:B:1884:A:H8	1.67	0.43
2:B:2082:A:H2'	2:B:2083:G:O4'	2.19	0.43
2:B:2251:OMG:H2'	2:B:2252:G:C8	2.54	0.43
2:B:2401:U:C2'	2:B:2402:C:H5'	2.47	0.43
3:C:40:U:H2'	28:BA:2:LYS:HE2	1.99	0.43
4:D:8:4SU:O2	4:D:48:C:O2	2.36	0.43
4:D:51:C:N4	4:D:52:G:O6	2.52	0.43
6:F:63:LEU:O	6:F:67:PHE:HD2	2.02	0.43
10:J:76:THR:HG23	10:J:141:LYS:HB2	2.01	0.43
10:J:104:GLN:HG2	10:J:105:HIS:HE1	1.78	0.43

Continued on next page...

Continued from previous page...

Atom-1	Atom-2	Interatomic distance (Å)	Clash overlap (Å)
12:L:22:ILE:HG12	12:L:41:ALA:HA	1.99	0.43
17:Q:30:VAL:O	17:Q:44:ASP:HA	2.19	0.43
23:W:94:GLU:O	23:W:129:SER:HA	2.19	0.43
29:CA:41:PRO:HA	29:CA:42:PRO:HD2	1.69	0.43
29:CA:42:PRO:O	29:CA:44:THR:HG23	2.19	0.43
4:IA:49:G:N2	4:IA:66:C:N3	2.66	0.43
37:MA:110:ASN:O	37:MA:141:VAL:HG22	2.19	0.43
39:OA:139:LEU:O	39:OA:142:LEU:HB2	2.19	0.43
48:XA:4:LYS:HZ3	48:XA:7:ILE:HG13	1.83	0.43
51:AB:84:LEU:O	51:AB:87:LYS:HG3	2.18	0.43
1:FB:162:A:C5	1:FB:163:C:H1'	2.54	0.43
1:FB:177:C:P	54:ID:65:LYS:NZ	2.92	0.43
1:FB:575:G:C6	1:FB:821:G:N7	2.87	0.43
1:FB:926:G:C6	1:FB:1505:G:C6	3.07	0.43
2:GB:252:G:OP1	13:RB:50:ARG:NH1	2.51	0.43
2:GB:270(P):U:H3	10:OB:56:LYS:HE3	1.83	0.43
2:GB:1012:U:C5	11:PB:28:THR:HG21	2.54	0.43
2:GB:1161:C:H1'	19:XB:8:GLY:O	2.18	0.43
2:GB:1341:U:O2	21:ZB:80:ILE:HD12	2.19	0.43
2:GB:1582:C:H2'	2:GB:1583:A:C8	2.54	0.43
2:GB:1657:C:O2'	2:GB:1658:C:H5'	2.18	0.43
2:GB:1855:G:H8	2:GB:1855:G:O5'	2.02	0.43
2:GB:1914:C:OP2	2:GB:1914:C:H6	2.01	0.43
2:GB:2052:G:C8	6:KB:141:ILE:HD11	2.54	0.43
2:GB:2391:G:O6	2:GB:2425:A:H8	2.02	0.43
2:GB:2392:A:OP2	32:KC:31:HIS:NE2	2.51	0.43
3:HB:48:A:H4'	16:UB:95:HIS:CD2	2.54	0.43
5:JB:52:ARG:CZ	5:JB:53:PHE:HE2	2.31	0.43
5:JB:183:ARG:CG	5:JB:183:ARG:NH1	2.79	0.43
6:KB:36:ARG:HH11	6:KB:85:ASN:CG	2.20	0.43
7:LB:36:VAL:O	7:LB:40:GLN:HG3	2.19	0.43
7:LB:102:PRO:HB2	7:LB:105:VAL:HG23	2.01	0.43
7:LB:160:ASN:HD21	7:LB:163:VAL:HG23	1.84	0.43
9:NB:148:ILE:HG23	9:NB:151:ILE:HD12	2.01	0.43
12:QB:70:LYS:HE2	12:QB:70:LYS:HB3	1.73	0.43
17:VB:23:ARG:NH2	17:VB:120:ARG:HD3	2.34	0.43
18:WB:74:LEU:CD2	18:WB:79:PHE:HB2	2.48	0.43
18:WB:82:GLY:HA3	18:WB:113:ALA:HB1	2.00	0.43
36:QC:81:VAL:HA	36:QC:215:LEU:HD11	2.01	0.43
36:QC:189:ASP:O	36:QC:192:SER:OG	2.23	0.43
37:RC:139:GLN:O	37:RC:141:VAL:N	2.49	0.43

Continued on next page...

Continued from previous page...

Atom-1	Atom-2	Interatomic distance (Å)	Clash overlap (Å)
38:SC:162:LEU:HD13	38:SC:162:LEU:HA	1.76	0.43
39:TC:10:MET:HA	39:TC:32:VAL:HG22	2.01	0.43
42:WC:107:LEU:HD23	42:WC:107:LEU:HA	1.84	0.43
1:A:882:C:O2'	1:A:883:C:H5'	2.19	0.43
1:A:908:A:H2'	1:A:909:A:C8	2.54	0.43
1:A:1029:G:C1'	1:A:1032(C):G:H1	2.32	0.43
1:A:1153:C:H2'	1:A:1154:G:O4'	2.19	0.43
1:A:1434:A:H61	1:A:1467:G:H1'	1.83	0.43
2:B:227:A:C2	2:B:2407:G:H1'	2.54	0.43
2:B:476:G:N2	2:B:478:A:H2'	2.34	0.43
2:B:768:G:C6	2:B:769:G:C5	3.07	0.43
2:B:829:A:N7	2:B:2247:A:O2'	2.42	0.43
2:B:1162:G:O3'	19:S:24:LYS:HE3	2.18	0.43
2:B:1186:G:H2'	2:B:1187:G:O4'	2.18	0.43
2:B:1445:C:H2'	2:B:1446:C:C6	2.54	0.43
2:B:1835:G:N3	2:B:1835:G:H2'	2.34	0.43
2:B:1882:C:H2'	2:B:1883:G:O4'	2.19	0.43
2:B:2030:A:H4'	2:B:2031:A:H8	1.84	0.43
2:B:2309:A:N6	2:B:2310:A:N1	2.66	0.43
5:E:112:GLN:O	5:E:115:GLN:HB3	2.19	0.43
6:F:31:CYS:HB2	6:F:91:VAL:CG2	2.47	0.43
6:F:147:PRO:HB2	6:F:149:ARG:HG3	2.01	0.43
7:G:19:GLU:OE2	7:G:19:GLU:HA	2.17	0.43
7:G:74:ARG:H	7:G:74:ARG:HG3	1.63	0.43
8:H:131:TYR:CG	8:H:132:ASN:N	2.87	0.43
12:L:97:ARG:HE	12:L:97:ARG:HB2	1.72	0.43
20:T:69:LEU:HA	20:T:108:GLY:O	2.19	0.43
21:U:5:TYR:CE2	26:Z:30:ARG:HB2	2.54	0.43
23:W:165:VAL:HB	23:W:166:SER:H	1.61	0.43
35:JA:143:ARG:HH21	35:JA:144:TRP:HE1	1.66	0.43
36:LA:83:MET:HG2	36:LA:234:PRO:HB2	2.01	0.43
38:NA:52:SER:O	38:NA:56:VAL:HG23	2.18	0.43
39:OA:7:GLU:N	39:OA:35:GLY:O	2.41	0.43
41:QA:15:ASP:OD2	41:QA:18:TYR:N	2.33	0.43
41:QA:46:ALA:HB2	41:QA:117:ALA:HB1	2.01	0.43
45:UA:62:GLN:HB2	45:UA:93:GLN:HG3	2.01	0.43
46:VA:79:GLU:O	46:VA:80:HIS:HB2	2.18	0.43
54:DB:80:ARG:O	54:DB:84:LEU:HB2	2.19	0.43
1:FB:598:U:H2'	1:FB:599:C:H6	1.84	0.43
1:FB:1103:C:H2'	1:FB:1104:G:O4'	2.19	0.43
1:FB:1151:A:C2	44:YC:39:PRO:HG3	2.54	0.43

Continued on next page...

Continued from previous page...

Atom-1	Atom-2	Interatomic distance (Å)	Clash overlap (Å)
2:GB:422:A:H2'	2:GB:423:A:C8	2.54	0.43
2:GB:861:A:N3	3:HB:79:C:O2'	2.50	0.43
2:GB:1019:U:H2'	2:GB:1020:A:C8	2.53	0.43
2:GB:1206:G:C6	2:GB:1207:C:C4	3.07	0.43
2:GB:1295:C:O4'	15:TB:23:ASN:ND2	2.42	0.43
2:GB:1356:G:H2'	2:GB:1357:U:O4'	2.19	0.43
2:GB:1444:G:N2	2:GB:1548:C:C2	2.87	0.43
2:GB:1924:C:H2'	2:GB:1925:C:C6	2.54	0.43
2:GB:2186:G:C2'	2:GB:2187:G:H5'	2.49	0.43
2:GB:2623:G:OP1	2:GB:2826:A:O2'	2.19	0.43
2:GB:2711:A:OP1	2:GB:2712(A):A:OP1	2.36	0.43
2:GB:2877:G:H2'	2:GB:2878:U:O4'	2.19	0.43
5:JB:116:GLN:HG2	5:JB:117:VAL:N	2.34	0.43
7:LB:60:SER:OG	7:LB:61:GLY:N	2.51	0.43
7:LB:64:ILE:HD13	7:LB:65:TRP:CD2	2.54	0.43
7:LB:144:LYS:NZ	7:LB:144:LYS:CB	2.82	0.43
10:OB:60:GLU:OE1	10:OB:64:GLU:HB3	2.18	0.43
14:SB:134:ARG:HE	14:SB:134:ARG:HB3	1.70	0.43
16:UB:6:ALA:HA	16:UB:9:ARG:NH1	2.34	0.43
20:YB:68:ARG:HG2	20:YB:68:ARG:HH11	1.84	0.43
30:IC:22:ALA:HB1	32:KC:34:TRP:HA	2.01	0.43
35:PC:322:ILE:HD12	35:PC:324:LEU:HD22	2.01	0.43
36:QC:33:TYR:N	36:QC:41:ILE:O	2.42	0.43
36:QC:61:LEU:HD12	36:QC:64:ARG:HB2	2.00	0.43
38:SC:187:ARG:HB2	38:SC:188:LEU:HD22	2.00	0.43
43:XC:31:GLN:HA	43:XC:35:GLU:OE1	2.19	0.43
45:ZC:52:GLY:O	45:ZC:55:LYS:HG2	2.19	0.43
49:DD:62:GLN:HA	49:DD:62:GLN:HE21	1.83	0.43
1:A:147:G:H1	1:A:175:C:N4	2.05	0.43
1:A:185:A:H1'	54:DB:81:LYS:HZ1	1.84	0.43
1:A:345:C:H5'	1:A:346:G:C5	2.54	0.43
1:A:468:A:H4'	50:ZA:80:PHE:O	2.19	0.43
1:A:538:G:H2'	1:A:539:A:H8	1.84	0.43
1:A:781:A:O2'	1:A:1522:U:O2	2.36	0.43
1:A:1123:A:O2'	1:A:1124:G:H5'	2.18	0.43
1:A:1171:G:O2'	1:A:1172:C:H5'	2.18	0.43
1:A:1453:G:N3	54:DB:39:LYS:HE2	2.34	0.43
2:B:44:A:O2'	2:B:45:G:H5'	2.19	0.43
2:B:1027:A:C2	2:B:2488:A:H5'	2.53	0.43
2:B:1641:A:H3'	2:B:1642:G:C8	2.54	0.43
2:B:1785:A:H4'	2:B:1982:C:O2'	2.18	0.43

Continued on next page...

Continued from previous page...

Atom-1	Atom-2	Interatomic distance (Å)	Clash overlap (Å)
2:B:2151:G:N2	2:B:2152:G:O6	2.45	0.43
2:B:2682:U:O2'	6:F:13:ARG:HG3	2.19	0.43
6:F:57:LYS:HE2	6:F:57:LYS:HB2	1.87	0.43
8:H:23:PHE:CZ	8:H:168:GLU:HA	2.54	0.43
12:L:13:ASN:ND2	12:L:97:ARG:O	2.52	0.43
13:M:52:GLU:HG3	13:M:57:THR:HA	2.01	0.43
21:U:31:HIS:HA	21:U:32:PRO:HD3	1.85	0.43
28:BA:50:VAL:HG13	47:WA:65:LYS:HE3	2.01	0.43
31:EA:25:PRO:HA	31:EA:28:ARG:CZ	2.49	0.43
36:LA:101:MET:HG2	36:LA:152:PHE:HE1	1.84	0.43
37:MA:40:ARG:O	37:MA:44:GLU:HG2	2.18	0.43
38:NA:60:GLU:O	38:NA:63:LYS:HB2	2.19	0.43
39:OA:40:ARG:HD3	39:OA:40:ARG:HA	1.88	0.43
43:SA:83:ARG:HD3	43:SA:102:LEU:HD21	2.01	0.43
47:WA:3:ARG:HB2	47:WA:8:GLU:HA	2.01	0.43
53:CB:11:VAL:HB	53:CB:12:ASP:H	1.59	0.43
1:FB:87:A:H5''	1:FB:88:C:N1	2.34	0.43
1:FB:109:A:H5'	1:FB:110:C:C5	2.53	0.43
1:FB:1052:U:O2'	1:FB:1055:A:OP2	2.21	0.43
1:FB:1358:U:OP1	48:CD:35:ARG:HG2	2.19	0.43
1:FB:1435:G:H2'	1:FB:1436:U:C6	2.54	0.43
1:FB:1511:G:H8	1:FB:1511:G:O5'	2.02	0.43
2:GB:30:G:OP2	18:WB:5:LYS:HE3	2.19	0.43
2:GB:164:U:H3'	2:GB:165:U:O2	2.19	0.43
2:GB:540:G:H2'	2:GB:541:C:C6	2.54	0.43
2:GB:640:C:H2'	2:GB:641:C:C6	2.54	0.43
2:GB:657:U:H2'	2:GB:658:C:H6	1.82	0.43
2:GB:797:C:P	7:LB:62:ARG:HG3	2.58	0.43
2:GB:1503:U:H2'	2:GB:1504:C:C6	2.54	0.43
2:GB:1782:C:OP1	2:GB:1783:A:OP2	2.37	0.43
2:GB:2208:U:H4'	5:JB:151:LYS:HG2	2.00	0.43
2:GB:2306:C:H2'	2:GB:2307:G:C8	2.53	0.43
2:GB:2467:C:H2'	2:GB:2468:G:O4'	2.19	0.43
2:GB:2646:C:OP2	2:GB:2732:G:O2'	2.30	0.43
2:GB:2681:C:OP2	6:KB:109:LYS:NZ	2.39	0.43
2:GB:2813:A:H2'	2:GB:2814:C:O4'	2.19	0.43
6:KB:112:GLY:O	6:KB:159:HIS:HA	2.18	0.43
20:YB:18:ARG:HG2	20:YB:76:VAL:HB	2.00	0.43
22:AC:90:LEU:HD13	22:AC:90:LEU:HA	1.73	0.43
24:CC:42:GLY:O	24:CC:44:ARG:N	2.51	0.43
25:DC:16:ASN:HA	25:DC:38:SER:O	2.19	0.43

Continued on next page...

Continued from previous page...

Atom-1	Atom-2	Interatomic distance (Å)	Clash overlap (Å)
37:RC:131:ARG:HH11	37:RC:135:LYS:HD2	1.81	0.43
38:SC:5:ILE:HB	38:SC:6:GLY:H	1.64	0.43
47:BD:31:LYS:HD2	47:BD:31:LYS:N	2.34	0.43
51:FD:26:GLN:HG2	51:FD:37:LYS:HG2	2.01	0.43
53:HD:39:THR:HG23	53:HD:69:HIS:O	2.18	0.43
1:A:353:A:H2'	1:A:354:G:OP2	2.19	0.42
1:A:386:C:C2'	1:A:387:U:H5'	2.48	0.42
1:A:465:A:O2'	1:A:466:G:H5'	2.18	0.42
1:A:591:U:H2'	1:A:592:G:C8	2.54	0.42
1:A:682:G:C2	1:A:709:G:C6	3.07	0.42
1:A:1032(C):G:H8	1:A:1033:G:C4	2.37	0.42
1:A:1441:G:O2'	1:A:1460:A:N6	2.50	0.42
2:B:40:C:H2'	2:B:41:C:C6	2.54	0.42
2:B:394:A:C6	2:B:395:U:N3	2.87	0.42
2:B:496:G:C6	2:B:497:A:C4	3.07	0.42
2:B:660:G:C6	2:B:661:C:C4	3.07	0.42
2:B:1493:C:C5	2:B:2210:G:C4	3.07	0.42
2:B:1963:U:H6	2:B:1963:U:H2'	1.61	0.42
2:B:2466:C:H5''	33:GA:6:SER:HB3	2.02	0.42
2:B:2836:U:H2'	2:B:2837:G:H8	1.84	0.42
5:E:30:GLU:HB3	5:E:33:LEU:HD12	2.01	0.42
5:E:231:HIS:CG	5:E:232:PRO:HD2	2.54	0.42
7:G:60:SER:OG	7:G:61:GLY:N	2.51	0.42
18:R:69:CYS:HB3	18:R:74:LEU:HD22	2.01	0.42
18:R:88:ILE:HG22	18:R:90:VAL:HG23	2.01	0.42
23:W:93:ASP:CB	23:W:131:ARG:HH12	2.32	0.42
23:W:132:ASN:O	23:W:134:PRO:HD3	2.19	0.42
35:JA:188:PRO:C	35:JA:190:THR:H	2.23	0.42
36:LA:23:ARG:HB2	36:LA:23:ARG:CZ	2.49	0.42
38:NA:121:VAL:O	38:NA:134:ASP:HA	2.19	0.42
40:PA:94:GLN:HG3	52:BB:32:ARG:HD3	2.01	0.42
42:RA:102:ARG:H	42:RA:102:ARG:HG3	1.51	0.42
47:WA:96:LEU:O	47:WA:98:VAL:N	2.52	0.42
1:FB:14:U:O2'	1:FB:16:A:N7	2.33	0.42
1:FB:313:A:H2'	1:FB:314:C:C6	2.54	0.42
1:FB:1329:A:O2'	1:FB:1330:U:H5'	2.19	0.42
1:FB:1498:UR3:H2'	34:MC:17:U:OP1	2.19	0.42
2:GB:125:G:H4'	2:GB:126:A:OP2	2.18	0.42
2:GB:361:G:C2	2:GB:362:U:C5	3.07	0.42
2:GB:658:C:H2'	2:GB:659:C:C6	2.54	0.42
2:GB:993:G:OP2	18:WB:51:LYS:NZ	2.52	0.42

Continued on next page...

Continued from previous page...

Atom-1	Atom-2	Interatomic distance (Å)	Clash overlap (Å)
2:GB:1051:G:H2'	2:GB:1052:C:C6	2.54	0.42
2:GB:1186:G:H2'	2:GB:1187:G:O4'	2.19	0.42
2:GB:1264:G:H8	2:GB:1264:G:O5'	2.03	0.42
2:GB:1451:C:N4	2:GB:1459:G:H1	2.15	0.42
2:GB:1982:C:O2	2:GB:1982:C:H2'	2.19	0.42
2:GB:2516:G:C6	2:GB:2517:C:C4	3.07	0.42
2:GB:2716:U:H2'	2:GB:2717:G:C8	2.54	0.42
3:HB:75:G:H21	23:BC:85:HIS:CE1	2.35	0.42
5:JB:159:ALA:HB1	5:JB:198:ASN:O	2.19	0.42
7:LB:202:PHE:O	7:LB:206:ILE:HG13	2.19	0.42
14:SB:82:ARG:NE	24:CC:3:HIS:HB3	2.34	0.42
15:TB:99:LYS:HB2	15:TB:99:LYS:HZ3	1.83	0.42
17:VB:33:LYS:HB2	17:VB:82:LEU:HD23	1.99	0.42
27:FC:41:PRO:HA	27:FC:44:ARG:NH1	2.32	0.42
29:HC:48:GLU:O	29:HC:60:VAL:HG21	2.19	0.42
37:RC:11:ARG:HD3	37:RC:15:THR:HB	2.01	0.42
43:XC:83:ARG:HD3	43:XC:102:LEU:HD21	2.01	0.42
46:AD:32:PHE:HE1	46:AD:86:ARG:HG2	1.84	0.42
47:BD:4:ILE:HG21	47:BD:57:ARG:HG2	2.01	0.42
48:CD:37:PHE:HB2	48:CD:39:LEU:HB2	2.00	0.42
1:A:439:A:OP2	1:A:493:G:N1	2.49	0.42
1:A:663:A:O3'	52:BB:64:ARG:NH2	2.46	0.42
1:A:692:U:O2	1:A:694:A:C8	2.72	0.42
1:A:1277:C:H1'	1:A:1282:C:O2	2.19	0.42
1:A:1476:G:H2'	1:A:1477:C:O4'	2.19	0.42
1:A:1521:G:H2'	1:A:1522:U:O4'	2.19	0.42
2:B:189:G:O2'	2:B:207:A:N6	2.50	0.42
2:B:432:A:H2'	2:B:433:C:C6	2.54	0.42
2:B:445:C:OP1	18:R:2:PRO:HA	2.19	0.42
2:B:601:C:OP1	7:G:108:LYS:HE2	2.19	0.42
2:B:643:A:H1'	30:DA:44:ARG:NH1	2.34	0.42
2:B:811:U:C2	2:B:1251:C:C5	3.08	0.42
2:B:947:G:N2	2:B:971:C:C2	2.87	0.42
2:B:990:A:C6	2:B:1186:G:H1'	2.54	0.42
2:B:993:G:OP2	18:R:51:LYS:NZ	2.52	0.42
2:B:1108:U:C4	2:B:1109:C:C4	3.07	0.42
2:B:1176:G:C8	2:B:1177:A:C8	3.07	0.42
2:B:1339:G:H5''	21:U:16:LYS:HD3	2.02	0.42
2:B:2210:G:H3'	2:B:2211:G:H8	1.80	0.42
2:B:2365:G:O6	32:FA:39:LYS:HE3	2.19	0.42
2:B:2544:G:H2'	2:B:2545:G:O4'	2.19	0.42

Continued on next page...

Continued from previous page...

Atom-1	Atom-2	Interatomic distance (Å)	Clash overlap (Å)
9:I:16:SER:HB2	9:I:27:LYS:HG2	2.00	0.42
10:J:91:SER:O	10:J:93:THR:N	2.51	0.42
14:N:55:VAL:HG22	23:W:178:GLU:HB3	2.01	0.42
16:P:51:ALA:H	16:P:73:LEU:HD13	1.84	0.42
17:Q:93:ARG:HB3	17:Q:93:ARG:HH11	1.83	0.42
17:Q:96:ARG:HG3	17:Q:101:PHE:HE2	1.84	0.42
36:LA:130:ARG:HA	36:LA:131:PRO:HD3	1.88	0.42
37:MA:59:ARG:HG2	37:MA:64:VAL:HB	2.01	0.42
37:MA:128:PHE:HD1	37:MA:128:PHE:HA	1.76	0.42
38:NA:155:LEU:HD12	38:NA:155:LEU:HA	1.86	0.42
42:RA:63:LEU:HB3	42:RA:65:TYR:CE2	2.54	0.42
1:FB:255:G:P	51:FD:69:LYS:NZ	2.93	0.42
1:FB:517:G:N2	1:FB:533:A:OP2	2.43	0.42
1:FB:1170:A:OP2	1:FB:1170:A:H8	2.01	0.42
1:FB:1376:U:H2'	1:FB:1377:A:H8	1.79	0.42
1:FB:1382:C:H2'	1:FB:1383:C:C6	2.54	0.42
2:GB:227:A:C2	2:GB:2407:G:H1'	2.55	0.42
2:GB:492:A:H2'	2:GB:493:G:O4'	2.18	0.42
2:GB:510:C:OP1	2:GB:511:U:OP2	2.36	0.42
2:GB:595:C:N4	2:GB:662:G:H1	2.15	0.42
2:GB:827:U:H2'	2:GB:2068:U:C2	2.55	0.42
2:GB:985:C:H2'	2:GB:986:C:C6	2.54	0.42
2:GB:1173:G:H8	2:GB:1173:G:O5'	2.02	0.42
2:GB:2682:U:O2'	17:VB:58:ASN:OD1	2.37	0.42
2:GB:2843:G:H1	2:GB:2874:C:H42	1.66	0.42
10:OB:124:GLY:O	10:OB:143:SER:HA	2.19	0.42
24:CC:4:LYS:N	4:NC:74:C:H41	2.17	0.42
24:CC:46:LYS:HB3	24:CC:78:TYR:CD1	2.54	0.42
26:EC:9:GLN:NE2	26:EC:56:GLN:HG3	2.34	0.42
29:HC:51:TYR:CE1	29:HC:56:LYS:HB2	2.54	0.42
39:TC:64:ARG:HH11	39:TC:64:ARG:HG3	1.83	0.42
45:ZC:34:ASP:OD1	45:ZC:38:ASN:HB2	2.18	0.42
45:ZC:58:PRO:HA	45:ZC:90:GLY:HA3	2.01	0.42
49:DD:4:THR:HG23	49:DD:7:GLU:CD	2.39	0.42
1:A:626:U:H5''	50:ZA:38:TYR:CD2	2.54	0.42
1:A:718:G:O6	52:BB:74:ARG:NH1	2.52	0.42
1:A:1275:A:OP2	1:A:1275:A:H8	2.02	0.42
2:B:237:C:C2	2:B:261:G:N2	2.87	0.42
2:B:971:C:H2'	2:B:972:G:O4'	2.19	0.42
6:F:11:MET:HB2	6:F:23:VAL:O	2.19	0.42
7:G:40:GLN:O	7:G:44:ARG:HD3	2.19	0.42

Continued on next page...

Continued from previous page...

Atom-1	Atom-2	Interatomic distance (Å)	Clash overlap (Å)
7:G:125:LEU:HD21	7:G:199:TRP:CD2	2.54	0.42
8:H:144:ILE:HB	8:H:149:VAL:HG23	2.02	0.42
9:I:136:ILE:HD12	9:I:140:LYS:NZ	2.35	0.42
12:L:38:VAL:HG11	12:L:91:LEU:HD22	2.00	0.42
13:M:50:ARG:HG2	32:FA:61:LEU:HD11	2.01	0.42
13:M:131:SER:HB3	13:M:134:ALA:CB	2.49	0.42
14:N:20:ALA:HB2	23:W:79:ARG:HG3	2.01	0.42
15:O:87:TYR:OH	15:O:116:LEU:HB3	2.19	0.42
17:Q:33:LYS:HB2	17:Q:82:LEU:HD23	2.01	0.42
18:R:80:ILE:O	18:R:83:LEU:N	2.51	0.42
20:T:3:ALA:HB3	20:T:58:ALA:HB2	2.01	0.42
20:T:84:ARG:HB2	20:T:96:ILE:HG22	2.00	0.42
37:MA:37:GLN:NE2	48:XA:52:GLN:OE1	2.52	0.42
39:OA:69:VAL:HA	39:OA:70:PRO:HD2	1.89	0.42
49:YA:43:LEU:HD11	49:YA:53:HIS:HA	2.02	0.42
1:FB:46:G:O2'	1:FB:365:U:H1'	2.19	0.42
1:FB:115:G:H4'	1:FB:116:A:O5'	2.19	0.42
1:FB:186(C):C:N4	1:FB:191(E):G:H1	2.05	0.42
1:FB:701:C:OP1	1:FB:703:G:H5'	2.19	0.42
1:FB:848:C:H2'	1:FB:849:C:O4'	2.20	0.42
2:GB:17:G:H2'	2:GB:18:C:C6	2.55	0.42
2:GB:398:G:H2'	2:GB:399:G:H8	1.84	0.42
2:GB:530:G:C5	2:GB:2022:U:H5''	2.55	0.42
2:GB:1218:C:H42	2:GB:1231:G:H1	1.66	0.42
2:GB:1375:C:O5'	2:GB:1375:C:H6	2.02	0.42
2:GB:1971:A:C4	5:JB:241:PRO:HG3	2.54	0.42
2:GB:2030:A:H4'	2:GB:2031:A:C8	2.54	0.42
2:GB:2466:C:H5''	33:LC:6:SER:HB3	2.01	0.42
8:MB:111:LEU:HD23	8:MB:111:LEU:HA	1.77	0.42
9:NB:153:LYS:HG2	9:NB:154:PRO:HD2	2.00	0.42
10:OB:75:LEU:HD13	10:OB:105:HIS:NE2	2.33	0.42
11:PB:59:LYS:HZ1	11:PB:125:GLY:HA2	1.84	0.42
18:WB:16:LYS:O	18:WB:20:LEU:HG	2.20	0.42
25:DC:73:LEU:HD23	25:DC:73:LEU:HA	1.82	0.42
36:QC:60:ASP:O	36:QC:64:ARG:HG2	2.19	0.42
37:RC:23:TYR:CZ	44:YC:9:ARG:HG3	2.54	0.42
38:SC:15:GLU:HG3	38:SC:19:LEU:HD21	2.00	0.42
40:UC:16:GLN:H	40:UC:16:GLN:CD	2.22	0.42
46:AD:38:THR:O	46:AD:79:GLU:HG3	2.19	0.42
47:BD:31:LYS:O	47:BD:35:GLU:HB2	2.19	0.42
47:BD:56:LEU:HD12	47:BD:59:TYR:CE2	2.54	0.42

Continued on next page...

Continued from previous page...

Atom-1	Atom-2	Interatomic distance (Å)	Clash overlap (Å)
51:FD:26:GLN:HA	51:FD:36:ILE:O	2.19	0.42
51:FD:63:ARG:HA	51:FD:64:PRO:HD3	1.92	0.42
53:HD:21:GLU:O	53:HD:25:LYS:HG3	2.20	0.42
54:ID:37:SER:O	54:ID:41:VAL:HG13	2.18	0.42
1:A:1029:G:N2	1:A:1032(C):G:OP2	2.53	0.42
1:A:1077:G:C2	1:A:1081:G:C6	3.08	0.42
1:A:1129:C:H42	1:A:1143:G:N2	2.17	0.42
2:B:125:G:H4'	2:B:126:A:OP2	2.19	0.42
2:B:391:G:C6	2:B:411:G:C2	3.07	0.42
2:B:524:U:H2'	2:B:525:U:C6	2.54	0.42
2:B:569:U:O4	2:B:2498:C:H5''	2.19	0.42
2:B:1069:A:O2'	2:B:1096:A:O5'	2.36	0.42
2:B:1342:A:C6	2:B:1345:C:C2	3.07	0.42
2:B:1429:G:N3	2:B:1568:G:C2	2.87	0.42
2:B:1510:A:C4	2:B:1511:A:C6	3.07	0.42
2:B:2019:A:N6	2:B:2020:A:C5	2.87	0.42
2:B:2611:U:H3'	2:B:2611:U:OP2	2.19	0.42
2:B:2661:G:H2'	2:B:2662:A:O4'	2.19	0.42
2:B:2674:G:H2'	2:B:2675:A:C8	2.53	0.42
2:B:2792:G:H8	2:B:2893:G:H22	1.66	0.42
2:B:2809:A:OP2	2:B:2891:G:C2	2.72	0.42
2:B:2820:A:O4'	15:O:3:HIS:HB3	2.19	0.42
5:E:30:GLU:O	5:E:32:SER:N	2.53	0.42
5:E:36:PRO:HA	5:E:61:LEU:CD1	2.49	0.42
7:G:40:GLN:H	7:G:40:GLN:HG3	1.59	0.42
12:L:80:ASP:OD2	17:Q:71:GLY:HA3	2.19	0.42
13:M:52:GLU:HB3	13:M:55:ARG:HG2	2.01	0.42
18:R:39:LEU:HD23	18:R:39:LEU:HA	1.80	0.42
21:U:23:GLU:OE2	21:U:25:LYS:HD2	2.20	0.42
29:CA:48:GLU:O	29:CA:60:VAL:HG21	2.19	0.42
4:IA:53:G:C8	4:IA:54:5MU:H72	2.54	0.42
37:MA:88:ARG:HG2	37:MA:99:VAL:HG23	2.00	0.42
42:RA:18:ARG:HA	42:RA:18:ARG:HE	1.85	0.42
50:ZA:20:VAL:HG21	50:ZA:32:TYR:CG	2.54	0.42
50:ZA:34:GLU:OE2	50:ZA:55:ARG:HG2	2.19	0.42
54:DB:83:ARG:HA	54:DB:86:ARG:HD3	2.02	0.42
1:FB:17:U:O4'	1:FB:1080:A:H1'	2.20	0.42
1:FB:1109:C:H2'	1:FB:1110:A:O4'	2.19	0.42
1:FB:1148:U:H2'	1:FB:1149:C:O4'	2.19	0.42
2:GB:10:G:H21	2:GB:2801:A:HO2'	1.68	0.42
2:GB:67:U:H2'	2:GB:68:G:C8	2.54	0.42

Continued on next page...

Continued from previous page...

Atom-1	Atom-2	Interatomic distance (Å)	Clash overlap (Å)
2:GB:101:G:O3'	26:EC:7:ARG:NH1	2.52	0.42
2:GB:270(N):U:H4'	2:GB:270(O):G:C5'	2.50	0.42
2:GB:330:A:O2'	2:GB:331:A:C8	2.71	0.42
2:GB:668:G:N7	2:GB:670:A:C8	2.88	0.42
2:GB:847:U:OP2	2:GB:929:G:O6	2.37	0.42
2:GB:882:G:OP2	2:GB:882:G:H8	2.02	0.42
2:GB:1568:G:H5''	5:JB:61:LEU:HB2	1.99	0.42
2:GB:2032:G:OP2	2:GB:2454:G:O2'	2.36	0.42
2:GB:2298:A:H2'	2:GB:2299:G:O4'	2.19	0.42
2:GB:2409:G:C6	2:GB:2410:G:C5	3.07	0.42
2:GB:2689:U:P	2:GB:2719:G:H22	2.42	0.42
2:GB:2820:A:P	15:TB:2:ARG:NH2	2.93	0.42
6:KB:67:PHE:CD1	6:KB:74:PRO:HA	2.54	0.42
7:LB:101:LEU:O	7:LB:106:ARG:NE	2.35	0.42
8:MB:63:ILE:HD11	8:MB:141:PHE:HB3	2.02	0.42
10:OB:9:LEU:HD22	10:OB:10:GLU:OE2	2.18	0.42
10:OB:110:ASP:HA	10:OB:111:PRO:HD3	1.86	0.42
12:QB:60:ALA:CB	12:QB:86:ILE:HA	2.50	0.42
13:RB:49:ARG:CB	32:KC:61:LEU:HD21	2.48	0.42
19:XB:28:GLU:O	19:XB:30:GLY:N	2.52	0.42
23:BC:102:LEU:HD11	23:BC:124:ILE:HB	2.00	0.42
49:DD:43:LEU:HD11	49:DD:53:HIS:HA	2.02	0.42
50:ED:34:GLU:OE2	50:ED:55:ARG:HG2	2.19	0.42
1:A:563:A:HO2'	1:A:564:C:P	2.32	0.42
1:A:885:G:H1	1:A:912:C:H42	1.68	0.42
1:A:1206:G:O4'	37:MA:194:GLY:HA2	2.20	0.42
1:A:1480:G:C6	1:A:1481:U:N3	2.87	0.42
2:B:449:A:C4	2:B:450:G:C8	3.07	0.42
2:B:449:A:H2'	2:B:450:G:H8	1.84	0.42
2:B:1023:U:OP2	2:B:1025:G:O2'	2.37	0.42
2:B:1027:A:N6	2:B:1126:A:C4	2.87	0.42
2:B:1161:C:H1'	19:S:8:GLY:O	2.20	0.42
2:B:1641:A:H3'	2:B:1642:G:H8	1.84	0.42
2:B:2115:G:C4	2:B:2117:A:C8	3.08	0.42
2:B:2391:G:O6	2:B:2425:A:H8	2.01	0.42
2:B:2409:G:C6	2:B:2410:G:C5	3.08	0.42
4:D:3:C:H42	4:D:70:G:H1	1.67	0.42
4:D:21:A:OP2	4:D:59:A:N6	2.52	0.42
6:F:6:GLY:HA2	6:F:51:PHE:CZ	2.55	0.42
11:K:67:LEU:O	11:K:88:GLU:HG3	2.19	0.42
13:M:136:GLU:HG3	13:M:137:LYS:N	2.35	0.42

Continued on next page...

Continued from previous page...

Atom-1	Atom-2	Interatomic distance (Å)	Clash overlap (Å)
14:N:85:LYS:HE2	24:X:7:LEU:HD13	2.01	0.42
18:R:11:ARG:HG3	18:R:11:ARG:NH1	2.18	0.42
18:R:107:ALA:O	18:R:111:GLU:HG2	2.19	0.42
26:Z:3:LEU:HD13	26:Z:4:SER:N	2.34	0.42
26:Z:35:LEU:HB3	26:Z:50:ILE:HG12	2.00	0.42
38:NA:98:GLU:HG3	38:NA:194:LEU:CD2	2.50	0.42
38:NA:196:LEU:HA	38:NA:196:LEU:HD12	1.75	0.42
40:PA:91:VAL:HG22	40:PA:92:LYS:O	2.19	0.42
41:QA:79:ARG:HA	41:QA:83:ALA:O	2.19	0.42
46:VA:61:THR:C	46:VA:63:GLY:H	2.23	0.42
54:DB:30:LYS:HG3	54:DB:34:LYS:HE3	2.02	0.42
54:DB:63:ILE:HD12	54:DB:81:LYS:HG2	2.01	0.42
1:FB:160:A:H1'	1:FB:344:A:C5	2.55	0.42
1:FB:559:A:H4'	1:FB:560:U:H3'	2.01	0.42
1:FB:613:C:H2'	1:FB:614:A:H8	1.84	0.42
1:FB:1493:A:O2'	1:FB:1494:G:O5'	2.37	0.42
2:GB:188:G:H1	2:GB:208:C:H42	1.67	0.42
2:GB:441:U:H2'	2:GB:442:G:C8	2.54	0.42
2:GB:781:A:H2	2:GB:1776:G:N3	2.17	0.42
2:GB:811:U:O3'	2:GB:1251:C:H5'	2.19	0.42
2:GB:932:G:OP1	27:FC:24:LYS:NZ	2.52	0.42
2:GB:959:A:N6	2:GB:960:A:N1	2.67	0.42
2:GB:1027:A:N6	2:GB:1126:A:C4	2.88	0.42
2:GB:1539:G:H2'	2:GB:1540:G:O4'	2.19	0.42
2:GB:1540:G:H5''	2:GB:1541:U:OP2	2.19	0.42
2:GB:1753:G:C8	17:VB:113:LYS:NZ	2.87	0.42
2:GB:2173:A:H2'	2:GB:2174:C:O4'	2.19	0.42
2:GB:2436:G:C5	2:GB:2437:U:C5	3.07	0.42
3:HB:2:C:H2'	3:HB:3:C:C6	2.54	0.42
4:IB:71:C:H2'	4:IB:72:A:C8	2.52	0.42
8:MB:152:LEU:HD22	8:MB:153:ARG:H	1.84	0.42
12:QB:60:ALA:HB2	12:QB:86:ILE:HA	2.01	0.42
12:QB:89:ASN:ND2	12:QB:89:ASN:H	2.17	0.42
15:TB:31:HIS:O	15:TB:33:ARG:N	2.44	0.42
23:BC:54:HIS:HB3	23:BC:99:TYR:O	2.20	0.42
23:BC:71:VAL:HG13	23:BC:86:VAL:HG12	2.02	0.42
27:FC:12:PRO:HB2	27:FC:20:LYS:HG2	2.02	0.42
33:LC:7:VAL:HG12	33:LC:34:GLN:HB3	2.01	0.42
4:NC:19:G:H5''	4:NC:60:U:O4	2.19	0.42
36:QC:23:ARG:HB2	36:QC:23:ARG:HH11	1.80	0.42
37:RC:153:VAL:HG22	37:RC:198:VAL:HG22	2.01	0.42

Continued on next page...

Continued from previous page...

Atom-1	Atom-2	Interatomic distance (Å)	Clash overlap (Å)
44:YC:6:ILE:HD11	44:YC:23:ILE:HG21	2.01	0.42
49:DD:15:PHE:HB3	49:DD:27:VAL:HG22	2.01	0.42
49:DD:21:ASP:OD1	49:DD:24:SER:HB2	2.19	0.42
1:A:32:A:OP1	1:A:398:C:H1'	2.20	0.42
1:A:689:C:OP1	45:UA:44:SER:OG	2.35	0.42
1:A:772:U:H2'	1:A:773:G:C8	2.54	0.42
1:A:981:U:H5'	48:XA:21:TYR:CE2	2.55	0.42
1:A:991:U:C4	1:A:1212:U:H1'	2.55	0.42
1:A:1327:C:H2'	1:A:1328:C:H6	1.84	0.42
1:A:1450:U:H4'	1:A:1451:A:C5	2.55	0.42
1:A:1465:C:P	17:Q:108:ARG:HH22	2.43	0.42
2:B:17:G:H2'	2:B:18:C:H6	1.84	0.42
2:B:382:G:H1	2:B:392:C:H42	1.68	0.42
2:B:664:C:H4'	2:B:941:A:OP1	2.19	0.42
2:B:1042:G:C6	2:B:1043:C:C4	3.07	0.42
2:B:1064:C:H5'	2:B:1065:U:OP2	2.19	0.42
2:B:1146:C:C2'	2:B:1147:C:H5'	2.50	0.42
2:B:1855:G:H8	2:B:1855:G:O5'	2.03	0.42
2:B:1905:C:N4	2:B:1930:G:C2	2.86	0.42
2:B:2075:U:C4	2:B:2238:G:C6	3.07	0.42
2:B:2312:U:OP1	8:H:74:LYS:HB2	2.19	0.42
2:B:2478:A:OP2	33:GA:2:LYS:HE2	2.20	0.42
7:G:179:GLU:H	7:G:179:GLU:CD	2.23	0.42
9:I:126:PRO:HB2	9:I:130:ARG:NH2	2.31	0.42
9:I:130:ARG:HB3	9:I:130:ARG:HH11	1.84	0.42
10:J:67:ARG:H	10:J:67:ARG:HG3	1.54	0.42
12:L:17:ARG:HA	12:L:17:ARG:NE	2.34	0.42
15:O:31:HIS:O	15:O:33:ARG:N	2.46	0.42
15:O:67:LEU:HD21	15:O:73:VAL:HA	2.02	0.42
18:R:72:HIS:O	18:R:74:LEU:HD12	2.19	0.42
25:Y:6:GLU:OE1	25:Y:61:ARG:HB3	2.20	0.42
33:GA:25:VAL:HB	33:GA:34:GLN:HB2	2.01	0.42
4:IA:19:G:H5'	4:IA:60:U:O4	2.19	0.42
40:PA:18:GLN:HA	40:PA:21:LEU:HG	2.01	0.42
42:RA:81:HIS:CD2	42:RA:104:ARG:HH22	2.37	0.42
42:RA:116:LYS:HG3	42:RA:129:VAL:HG11	2.01	0.42
47:WA:108:ARG:NH1	47:WA:114:ARG:HA	2.35	0.42
50:ZA:71:ARG:HA	50:ZA:74:LEU:HD12	2.00	0.42
52:BB:46:GLU:OE1	52:BB:85:LEU:HD12	2.19	0.42
1:FB:112:G:H4'	1:FB:389:A:H4'	2.02	0.42
1:FB:149:A:H2'	1:FB:150:C:C6	2.55	0.42

Continued on next page...

Continued from previous page...

Atom-1	Atom-2	Interatomic distance (Å)	Clash overlap (Å)
1:FB:596:C:OP2	1:FB:597:G:OP2	2.37	0.42
1:FB:759:A:C8	1:FB:760:G:C8	3.08	0.42
1:FB:1307:U:O3'	47:BD:110:ARG:HD3	2.19	0.42
1:FB:1508:G:H2'	1:FB:1509:C:C6	2.53	0.42
2:GB:1012:U:O4	11:PB:28:THR:HG21	2.19	0.42
2:GB:1882:C:H2'	2:GB:1883:G:O4'	2.20	0.42
2:GB:1999:C:H5''	2:GB:2723:C:O2'	2.19	0.42
2:GB:2009:G:OP1	20:YB:41:LYS:HE2	2.20	0.42
2:GB:2026:C:C4	2:GB:2027:G:N7	2.87	0.42
2:GB:2190:G:C2	2:GB:2191:G:C4	3.08	0.42
2:GB:2402:C:OP2	2:GB:2402:C:H6	2.03	0.42
2:GB:2865:U:C4	2:GB:2866:U:C4	3.07	0.42
4:IB:48:C:OP1	4:IB:59:A:H5'	2.19	0.42
5:JB:244:ARG:HB2	5:JB:245:PRO:HD2	2.02	0.42
11:PB:67:LEU:HD23	11:PB:67:LEU:HA	1.93	0.42
16:UB:34:HIS:ND1	16:UB:34:HIS:N	2.67	0.42
22:AC:84:ARG:O	22:AC:100:ALA:HB2	2.20	0.42
26:EC:9:GLN:HE22	26:EC:56:GLN:HG3	1.83	0.42
36:QC:17:PHE:HB3	36:QC:44:LEU:HD11	2.02	0.42
36:QC:188:ALA:HB1	36:QC:192:SER:CB	2.49	0.42
37:RC:150:LYS:O	37:RC:201:TYR:N	2.51	0.42
38:SC:162:LEU:HD12	38:SC:178:VAL:HG13	2.00	0.42
39:TC:76:ILE:H	39:TC:76:ILE:HG13	1.54	0.42
39:TC:90:VAL:O	39:TC:91:LEU:HD13	2.19	0.42
42:WC:120:THR:H	42:WC:123:GLU:HB2	1.84	0.42
46:AD:19:ARG:O	46:AD:21:LYS:NZ	2.53	0.42
49:DD:63:ARG:HH12	49:DD:87:ILE:HD13	1.80	0.42
1:A:6:G:H4'	1:A:298:A:H4'	2.02	0.42
1:A:160:A:H1'	1:A:344:A:C5	2.55	0.42
1:A:186(C):C:N4	1:A:191(E):G:H1	2.08	0.42
1:A:273:A:N6	1:A:274:A:N6	2.68	0.42
1:A:966:M2G:H8	1:A:966:M2G:OP2	2.02	0.42
1:A:1120:G:C2	1:A:1154:G:C2	3.07	0.42
1:A:1120:G:C2	1:A:1154:G:N3	2.88	0.42
1:A:1285:A:H4'	1:A:1286:A:C8	2.54	0.42
2:B:554:U:H1'	2:B:556:G:N7	2.34	0.42
2:B:851:U:O2'	27:AA:42:ALA:O	2.38	0.42
2:B:869:G:H2'	2:B:870:A:H8	1.85	0.42
2:B:1517:G:H2'	2:B:1518:C:C6	2.54	0.42
2:B:1570:A:C6	2:B:1571:A:C6	3.07	0.42
2:B:1803:A:H2	2:B:1822:G:N3	2.17	0.42

Continued on next page...

Continued from previous page...

Atom-1	Atom-2	Interatomic distance (Å)	Clash overlap (Å)
2:B:1971:A:C4	5:E:241:PRO:HG3	2.54	0.42
2:B:2527:C:H5''	33:GA:30:PRO:HB2	2.01	0.42
4:D:6:G:H2'	4:D:7:G:H8	1.85	0.42
5:E:67:PHE:CE1	5:E:106:ILE:HD11	2.55	0.42
8:H:137:GLU:HG2	8:H:152:LEU:HD11	2.01	0.42
10:J:135:GLU:O	10:J:137:PRO:HD3	2.19	0.42
11:K:99:LEU:O	11:K:103:VAL:HG23	2.19	0.42
13:M:19:VAL:HG12	13:M:31:ALA:HB1	2.01	0.42
14:N:13:GLN:O	14:N:72:LYS:HE3	2.19	0.42
23:W:85:HIS:HE1	23:W:87:ASP:OD1	2.02	0.42
28:BA:69:LYS:NZ	53:CB:20:LEU:HD12	2.35	0.42
4:IA:74:C:H5''	4:IA:75:C:OP2	2.19	0.42
36:LA:122:PHE:CZ	36:LA:139:LYS:HB2	2.55	0.42
37:MA:88:ARG:HA	37:MA:91:LEU:HB2	2.01	0.42
38:NA:19:LEU:HA	38:NA:19:LEU:HD12	1.68	0.42
38:NA:134:ASP:O	38:NA:136:PRO:HD3	2.20	0.42
38:NA:162:LEU:HD12	38:NA:178:VAL:HG13	2.01	0.42
40:PA:46:ARG:HB2	40:PA:60:PHE:CE1	2.54	0.42
42:RA:81:HIS:HB2	42:RA:138:TRP:CD1	2.43	0.42
42:RA:97:VAL:HA	42:RA:100:ILE:HG13	2.02	0.42
50:ZA:77:ALA:HB3	50:ZA:79:VAL:HG23	2.02	0.42
1:FB:372:C:H4'	1:FB:373:A:OP1	2.18	0.42
1:FB:468:A:H5''	50:ED:80:PHE:HB3	2.01	0.42
1:FB:587:G:H4'	42:WC:3:THR:HA	2.01	0.42
1:FB:1207:2MG:H2'	1:FB:1208:C:H6	1.85	0.42
1:FB:1258:G:H2'	1:FB:1259:C:H6	1.84	0.42
1:FB:1285:A:H4'	1:FB:1286:A:C8	2.55	0.42
1:FB:1450:U:H4'	1:FB:1451:A:C5	2.55	0.42
2:GB:454:A:H4'	2:GB:455:C:OP2	2.19	0.42
2:GB:460:A:H5''	2:GB:461:C:OP2	2.19	0.42
2:GB:732:C:H2'	2:GB:733:G:O4'	2.19	0.42
2:GB:738:G:C2	2:GB:759:G:C5	3.07	0.42
2:GB:742:G:H2'	2:GB:743:G:C8	2.54	0.42
2:GB:954:G:C5	2:GB:955:C:C5	3.08	0.42
2:GB:1015:G:H2'	2:GB:1016:G:H8	1.83	0.42
2:GB:1069:A:O2'	2:GB:1096:A:O5'	2.38	0.42
2:GB:1493:C:C5	2:GB:2210:G:C4	3.07	0.42
2:GB:1640:C:H5'	2:GB:1641:A:OP2	2.19	0.42
2:GB:1815:A:P	5:JB:54:ARG:HH22	2.42	0.42
2:GB:2454:G:H2'	2:GB:2455:G:H8	1.84	0.42
8:MB:18:GLU:C	8:MB:21:ARG:HB3	2.40	0.42

Continued on next page...

Continued from previous page...

Atom-1	Atom-2	Interatomic distance (Å)	Clash overlap (Å)
8:MB:114:ILE:HD12	8:MB:136:ARG:NH1	2.35	0.42
18:WB:89:GLU:HB2	19:XB:50:PRO:HB3	2.01	0.42
24:CC:31:VAL:HG23	24:CC:32:ARG:O	2.20	0.42
25:DC:46:LEU:HD23	25:DC:62:VAL:C	2.40	0.42
27:FC:26:LEU:HA	27:FC:26:LEU:HD23	1.74	0.42
4:NC:49:G:N2	4:NC:66:C:N3	2.68	0.42
38:SC:2:GLY:HA3	38:SC:5:ILE:HD11	2.01	0.42
38:SC:21:LEU:O	38:SC:22:LYS:HB2	2.19	0.42
39:TC:51:VAL:HG12	39:TC:55:VAL:HG23	2.02	0.42
39:TC:144:THR:O	39:TC:148:VAL:HG23	2.19	0.42
44:YC:16:LEU:HD13	44:YC:94:VAL:HG13	2.02	0.42
47:BD:39:ILE:HD11	47:BD:56:LEU:HD11	2.01	0.42
48:CD:53:LEU:HD22	48:CD:53:LEU:HA	1.74	0.42
51:FD:43:LEU:HD23	51:FD:43:LEU:HA	1.73	0.42
51:FD:74:LEU:HD22	51:FD:74:LEU:HA	1.73	0.42
1:A:49:U:C4	1:A:364:A:C5	3.07	0.42
1:A:559:A:H4'	1:A:560:U:H3'	2.01	0.42
1:A:685:G:O2'	1:A:686:U:H5'	2.19	0.42
1:A:833:U:H3	1:A:853:G:H1	1.68	0.42
1:A:1064:G:OP1	1:A:1386:G:H4'	2.20	0.42
1:A:1319:A:H4'	1:A:1320:C:OP1	2.19	0.42
2:B:322:A:C6	2:B:340:A:C2	3.07	0.42
2:B:822:U:H2'	2:B:823:G:H8	1.85	0.42
2:B:1173:G:H8	2:B:1173:G:O5'	2.02	0.42
2:B:1291:C:H2'	2:B:1292:U:H6	1.85	0.42
2:B:1817:G:C6	2:B:1818:U:C5	3.07	0.42
2:B:2073:C:O2'	2:B:2074:U:H5'	2.20	0.42
2:B:2101:G:H2'	2:B:2102:U:O4'	2.19	0.42
2:B:2271:G:H2'	2:B:2272:U:C6	2.55	0.42
2:B:2846:G:H2'	2:B:2847:U:O4'	2.20	0.42
5:E:182:LEU:HD23	5:E:182:LEU:HA	1.70	0.42
7:G:10:PRO:HB3	7:G:17:ARG:HH12	1.85	0.42
7:G:34:TRP:CZ2	13:M:8:PRO:HB3	2.55	0.42
9:I:148:ILE:HG23	9:I:151:ILE:HD12	2.02	0.42
16:P:30:ARG:HH11	16:P:97:ARG:HH11	1.68	0.42
17:Q:106:SER:O	17:Q:110:ILE:HG13	2.20	0.42
23:W:93:ASP:HB2	23:W:131:ARG:HH12	1.84	0.42
36:LA:61:LEU:HD12	36:LA:64:ARG:HB2	2.01	0.42
37:MA:124:ILE:H	37:MA:124:ILE:HG13	1.62	0.42
48:XA:31:ARG:HG2	48:XA:31:ARG:HH11	1.84	0.42
50:ZA:8:ARG:HH12	50:ZA:15:PRO:CG	2.29	0.42

Continued on next page...

Continued from previous page...

Atom-1	Atom-2	Interatomic distance (Å)	Clash overlap (Å)
51:AB:63:ARG:HA	51:AB:64:PRO:HD3	1.89	0.42
1:FB:10:A:OP2	39:TC:126:ARG:HD3	2.20	0.42
1:FB:87:A:H5''	1:FB:88:C:C6	2.54	0.42
1:FB:102:G:O2'	1:FB:151:A:N3	2.45	0.42
1:FB:992:U:H5'	1:FB:993:G:C4	2.55	0.42
1:FB:1064:G:OP1	1:FB:1386:G:H4'	2.19	0.42
1:FB:1195:C:N4	1:FB:1197:G:N7	2.68	0.42
1:FB:1238:A:O5'	1:FB:1336:C:N4	2.32	0.42
2:GB:85:G:C5	2:GB:98:G:C2	3.08	0.42
2:GB:253:C:H2'	2:GB:254:G:O4'	2.20	0.42
2:GB:270(K):G:H3'	2:GB:270(L):C:C6	2.55	0.42
2:GB:602:G:O2'	2:GB:604:G:O2'	2.35	0.42
2:GB:686:G:H8	31:JC:7:PRO:HA	1.84	0.42
2:GB:882:G:N2	2:GB:883:G:N7	2.67	0.42
2:GB:1341:U:O4'	21:ZB:57:LEU:HD23	2.19	0.42
2:GB:1394:U:C5	2:GB:1395:A:C5	3.08	0.42
2:GB:1748:G:H2'	2:GB:1749:A:C8	2.54	0.42
2:GB:2137:C:OP2	2:GB:2137:C:H6	2.02	0.42
2:GB:2166:G:H2'	2:GB:2167:U:C6	2.55	0.42
2:GB:2462:U:C2	2:GB:2489:G:N2	2.88	0.42
2:GB:2591:C:H2'	2:GB:2592:G:H8	1.85	0.42
2:GB:2680:C:H5'	6:KB:189:PRO:HA	2.01	0.42
2:GB:2704:C:H2'	2:GB:2705:A:O4'	2.20	0.42
2:GB:2773:C:H5''	6:KB:164:ARG:HG2	2.01	0.42
2:GB:2866:U:C6	2:GB:2868:A:H1'	2.55	0.42
2:GB:2872:G:O2'	2:GB:2873:A:H5'	2.20	0.42
3:HB:9:G:OP1	16:UB:25:ARG:NH2	2.53	0.42
4:IB:26:G:H2'	4:IB:27:U:C6	2.54	0.42
5:JB:267:SER:O	5:JB:269:PHE:N	2.53	0.42
12:QB:97:ARG:HE	12:QB:97:ARG:HB2	1.66	0.42
13:RB:65:ARG:HG3	13:RB:66:GLY:N	2.35	0.42
18:WB:47:TYR:OH	18:WB:51:LYS:HE2	2.20	0.42
23:BC:116:VAL:HG22	23:BC:117:LEU:HD23	2.02	0.42
26:EC:10:LEU:HD11	26:EC:14:ARG:NH1	2.34	0.42
35:OC:144:TRP:CZ3	35:OC:171:VAL:HG13	2.54	0.42
36:QC:149:LEU:HD12	36:QC:152:PHE:HB3	2.00	0.42
39:TC:41:VAL:HG11	39:TC:109:ILE:HG23	2.01	0.42
42:WC:2:LEU:HB3	42:WC:3:THR:H	1.65	0.42
47:BD:111:LYS:HG2	47:BD:115:LYS:NZ	2.35	0.42
54:ID:50:GLU:HB2	54:ID:100:ILE:HB	2.01	0.42
1:A:177:C:P	54:DB:65:LYS:NZ	2.93	0.42

Continued on next page...

Continued from previous page...

Atom-1	Atom-2	Interatomic distance (Å)	Clash overlap (Å)
1:A:485:G:O2'	1:A:486:U:OP2	2.37	0.42
1:A:795:C:H1'	1:A:1506:U:C5	2.54	0.42
1:A:867:G:H2'	1:A:868:C:H6	1.85	0.42
1:A:1216:G:O2'	1:A:1217:C:H5'	2.20	0.42
2:B:270(F):G:C6	2:B:270(G):U:C4	3.07	0.42
2:B:270(T):G:H5''	25:Y:97:LEU:HD21	2.02	0.42
2:B:722:A:H2'	2:B:723:G:C8	2.55	0.42
2:B:979:G:H3'	2:B:980:A:H5''	2.01	0.42
2:B:1509:A:H4'	2:B:1510:A:N3	2.35	0.42
2:B:1717:G:H1	2:B:1742:C:H42	1.68	0.42
2:B:1900:A:N1	2:B:1970:A:C6	2.88	0.42
2:B:2358:G:H22	13:M:55:ARG:NH1	2.14	0.42
2:B:2392:A:OP2	32:FA:31:HIS:NE2	2.51	0.42
2:B:2516:G:C4	2:B:2569:G:N2	2.88	0.42
2:B:2677:G:H1'	2:B:2731:G:N2	2.35	0.42
2:B:2748:A:C4	2:B:2757:A:C6	3.08	0.42
2:B:2843:G:H1	2:B:2874:C:H42	1.67	0.42
8:H:10:LYS:HZ3	8:H:14:GLU:CD	2.23	0.42
8:H:11:TYR:HB2	8:H:176:LEU:HD21	2.02	0.42
9:I:137:ASP:HB3	9:I:140:LYS:NZ	2.35	0.42
11:K:104:LYS:HB2	11:K:117:PHE:CE1	2.54	0.42
19:S:40:LEU:HD23	19:S:41:GLY:N	2.35	0.42
21:U:21:PHE:HA	21:U:26:TYR:CE1	2.55	0.42
4:IA:32:5MC:HM53	4:IA:33:U:O4	2.20	0.42
4:IA:51:C:N3	4:IA:52:G:N7	2.67	0.42
36:LA:75:LYS:H	36:LA:75:LYS:HG3	1.60	0.42
37:MA:72:LYS:HE3	37:MA:73:PRO:HD2	2.01	0.42
37:MA:185:GLY:HA3	37:MA:200:ALA:HB3	2.02	0.42
38:NA:196:LEU:O	38:NA:198:VAL:N	2.49	0.42
47:WA:39:ILE:HD11	47:WA:56:LEU:HD11	2.00	0.42
50:ZA:23:ASP:OD1	50:ZA:24:ALA:N	2.53	0.42
53:CB:21:GLU:O	53:CB:25:LYS:HG3	2.19	0.42
54:DB:44:ALA:O	54:DB:91:LEU:HG	2.19	0.42
1:FB:38:G:C2	1:FB:397:A:C2	3.08	0.42
1:FB:87:A:C2	1:FB:88:C:H1'	2.55	0.42
1:FB:689:C:OP2	45:ZC:55:LYS:NZ	2.50	0.42
1:FB:814:A:N7	1:FB:816:A:C4	2.88	0.42
1:FB:1079:G:OP2	1:FB:1079:G:H8	2.02	0.42
1:FB:1279:A:P	44:YC:9:ARG:HH22	2.41	0.42
2:GB:6:A:N7	2:GB:7:G:C4	2.87	0.42
2:GB:1005:C:H5''	2:GB:1006:C:OP2	2.19	0.42

Continued on next page...

Continued from previous page...

Atom-1	Atom-2	Interatomic distance (Å)	Clash overlap (Å)
2:GB:1149:G:H2'	2:GB:1150:C:C6	2.55	0.42
2:GB:1488:G:C6	2:GB:1489:U:C4	3.08	0.42
2:GB:1778:U:C5	2:GB:1784:A:C4	3.07	0.42
2:GB:2623:G:H4'	2:GB:2825:G:H8	1.85	0.42
2:GB:2661:G:H2'	2:GB:2662:A:O4'	2.19	0.42
2:GB:2712:U:O2'	2:GB:2713:A:H5'	2.20	0.42
3:HB:48:A:H4'	16:UB:95:HIS:HD2	1.84	0.42
4:IB:23:C:N4	4:IB:24:U:O4	2.52	0.42
5:JB:13:ARG:HA	5:JB:16:MET:HE3	2.01	0.42
7:LB:135:LYS:HZ3	7:LB:135:LYS:HA	1.85	0.42
9:NB:105:LEU:HB3	9:NB:107:VAL:HG13	2.02	0.42
11:PB:72:TYR:CZ	11:PB:87:LEU:HD23	2.55	0.42
12:QB:65:THR:O	12:QB:79:PHE:HB2	2.20	0.42
20:YB:62:HIS:O	20:YB:64:MET:HG3	2.20	0.42
25:DC:95:LEU:HD13	25:DC:95:LEU:HA	1.74	0.42
42:WC:97:VAL:HA	42:WC:100:ILE:HG13	2.02	0.42
42:WC:127:LEU:HB3	42:WC:128:GLY:H	1.74	0.42
47:BD:17:VAL:C	47:BD:19:LEU:H	2.24	0.42
48:CD:23:ARG:NE	48:CD:28:GLY:O	2.53	0.42
48:CD:58:LYS:HB3	48:CD:58:LYS:NZ	2.35	0.42
50:ED:26:ARG:HG3	50:ED:27:LYS:N	2.35	0.42
52:GD:34:TYR:O	52:GD:35:ARG:HG3	2.19	0.42
1:A:261:U:OP2	54:DB:79:ARG:NH2	2.37	0.42
1:A:322:C:N3	1:A:332:G:N2	2.68	0.42
1:A:878:G:H5''	42:RA:90:GLY:HA3	2.01	0.42
1:A:1002:G:H21	1:A:1003:G:H22	1.67	0.42
1:A:1175:G:C2	1:A:1176:A:C5	3.08	0.42
2:B:99:U:C6	2:B:102:G:N1	2.88	0.42
2:B:363(B):A:H2'	2:B:363(C):G:H8	1.79	0.42
2:B:611:C:H2'	2:B:612:G:O4'	2.19	0.42
2:B:1607:C:H5''	2:B:1608:A:H5'	2.02	0.42
2:B:1759:A:H1'	2:B:2711:A:C2	2.55	0.42
2:B:2666:C:H3'	2:B:2667:C:H6	1.85	0.42
2:B:2784:C:H1'	6:F:37:ARG:NH2	2.35	0.42
4:D:7:G:O2'	4:D:49:G:O4'	2.34	0.42
5:E:132:PRO:HD3	5:E:190:TYR:CZ	2.55	0.42
5:E:133:LEU:CB	5:E:173:VAL:HG21	2.50	0.42
12:L:89:ASN:HB2	12:L:90:GLN:NE2	2.34	0.42
12:L:106:LEU:O	12:L:111:PHE:HB2	2.20	0.42
13:M:119:GLU:HA	13:M:137:LYS:HE3	2.02	0.42
14:N:132:VAL:HG11	23:W:81:ARG:NH2	2.35	0.42

Continued on next page...

Continued from previous page...

Atom-1	Atom-2	Interatomic distance (Å)	Clash overlap (Å)
16:P:6:ALA:HA	16:P:9:ARG:NH1	2.34	0.42
17:Q:19:LEU:HA	17:Q:20:PRO:HD3	1.98	0.42
20:T:88:ARG:HG3	20:T:94:ASP:OD2	2.20	0.42
21:U:12:VAL:HG21	21:U:27:THR:HG22	2.02	0.42
23:W:65:GLN:O	23:W:67:LEU:HD22	2.20	0.42
25:Y:50:ARG:HB3	25:Y:50:ARG:HH11	1.85	0.42
27:AA:8:LEU:HD13	27:AA:23:LEU:HD21	2.02	0.42
27:AA:41:PRO:HA	27:AA:44:ARG:NH1	2.33	0.42
37:MA:123:GLN:O	37:MA:128:PHE:HB2	2.20	0.42
38:NA:8:VAL:HG13	38:NA:9:CYS:H	1.84	0.42
38:NA:31:CYS:C	38:NA:33:MET:N	2.71	0.42
39:OA:127:ASN:HA	39:OA:128:PRO:HD2	1.87	0.42
40:PA:3:ARG:HH11	40:PA:3:ARG:CG	2.32	0.42
40:PA:25:ILE:H	40:PA:25:ILE:HG13	1.63	0.42
42:RA:2:LEU:HB3	42:RA:3:THR:H	1.64	0.42
51:AB:65:ILE:HB	51:AB:69:LYS:HD2	2.01	0.42
52:BB:71:LYS:O	52:BB:74:ARG:N	2.52	0.42
1:FB:24:U:H2'	1:FB:25:C:C6	2.55	0.42
1:FB:738:C:H4'	40:UC:69:GLU:O	2.20	0.42
1:FB:965:A:C2	1:FB:969:A:C2	3.08	0.42
1:FB:969:A:H2'	1:FB:970:C:O4'	2.20	0.42
1:FB:1435:G:H8	1:FB:1435:G:O5'	2.03	0.42
2:GB:111:A:C5'	26:EC:69:ARG:HH22	2.33	0.42
2:GB:238:C:H2'	2:GB:239:U:O4'	2.20	0.42
2:GB:315:G:H2'	2:GB:316:C:O4'	2.20	0.42
2:GB:565:C:H42	2:GB:576:U:H3	1.68	0.42
2:GB:862:G:H2'	2:GB:863:A:O4'	2.20	0.42
2:GB:894:C:O2'	2:GB:895:U:P	2.78	0.42
2:GB:1835:G:H2'	2:GB:1835:G:N3	2.35	0.42
2:GB:1897:G:H2'	2:GB:1898:U:O4'	2.19	0.42
2:GB:2288:A:H4'	2:GB:2289:G:OP2	2.20	0.42
2:GB:2544:G:H2'	2:GB:2545:G:O4'	2.20	0.42
2:GB:2647:U:H2'	2:GB:2648:C:C6	2.55	0.42
3:HB:40:U:H2'	28:GC:2:LYS:HE2	2.00	0.42
4:IB:3:C:H42	4:IB:70:G:H1	1.67	0.42
6:KB:21:VAL:HA	6:KB:22:PRO:HD2	1.86	0.42
6:KB:79:ARG:HH11	6:KB:79:ARG:CG	2.33	0.42
13:RB:75:ILE:H	13:RB:75:ILE:HD12	1.85	0.42
15:TB:67:LEU:HD21	15:TB:73:VAL:HA	2.01	0.42
18:WB:47:TYR:CZ	18:WB:51:LYS:HE2	2.54	0.42
21:ZB:56:THR:HB	21:ZB:77:LYS:HE2	2.02	0.42

Continued on next page...

Continued from previous page...

Atom-1	Atom-2	Interatomic distance (Å)	Clash overlap (Å)
26:EC:39:ALA:HB2	26:EC:44:LEU:HD23	2.02	0.42
36:QC:139:LYS:O	36:QC:142:LEU:HB3	2.20	0.42
39:TC:86:ALA:HB3	39:TC:130:ASN:ND2	2.34	0.42
41:VC:57:GLU:HB2	41:VC:60:LYS:HE3	2.01	0.42
46:AD:57:LYS:HA	46:AD:67:THR:HA	2.00	0.42
47:BD:55:ARG:HH11	47:BD:56:LEU:HD13	1.85	0.42
50:ED:8:ARG:NH1	50:ED:15:PRO:HG3	2.27	0.42
2:B:46:C:OP2	2:B:215:G:H2'	2.20	0.41
2:B:144:C:H2'	2:B:145:G:C8	2.55	0.41
2:B:270(N):U:H4'	2:B:270(O):G:C5'	2.50	0.41
2:B:972:G:C6	2:B:973:A:C6	3.08	0.41
2:B:1218:C:OP2	18:R:15:LYS:HE2	2.20	0.41
2:B:1335:U:H2'	2:B:1336:A:C8	2.52	0.41
2:B:1438:U:O2'	2:B:1439:A:H5'	2.19	0.41
2:B:1568:G:H5''	5:E:61:LEU:HB2	2.01	0.41
2:B:2061:G:H2'	2:B:2501:C:O2'	2.20	0.41
2:B:2369:A:N6	2:B:2382:G:O6	2.52	0.41
2:B:2590:A:O3'	5:E:239:ARG:NH2	2.52	0.41
2:B:2877:G:H2'	2:B:2878:U:O4'	2.20	0.41
3:C:76:G:H2'	3:C:77:U:O4'	2.20	0.41
7:G:33:LEU:HD12	7:G:33:LEU:HA	1.72	0.41
8:H:13:GLU:O	8:H:14:GLU:HB2	2.20	0.41
14:N:16:ARG:NH1	14:N:16:ARG:HB2	2.34	0.41
14:N:60:ARG:HH12	23:W:177:PRO:CG	2.29	0.41
17:Q:94:ALA:HB1	17:Q:99:LEU:HD21	2.01	0.41
21:U:90:GLU:HA	21:U:93:GLU:CG	2.49	0.41
22:V:9:LYS:HA	22:V:10:GLY:HA2	1.72	0.41
24:X:27:GLU:HB2	24:X:69:PHE:CD1	2.55	0.41
28:BA:40:HIS:CG	28:BA:41:PRO:HD2	2.55	0.41
30:DA:40:CYS:HB2	30:DA:43:CYS:HB2	2.01	0.41
38:NA:21:LEU:H	38:NA:21:LEU:HD12	1.85	0.41
41:QA:12:LEU:HD23	41:QA:12:LEU:HA	1.86	0.41
46:VA:7:ILE:HD12	51:AB:34:LYS:HD2	2.01	0.41
47:WA:111:LYS:HG2	47:WA:115:LYS:NZ	2.35	0.41
51:AB:87:LYS:HA	51:AB:90:ILE:HG22	2.02	0.41
1:FB:329:A:H2'	1:FB:332:G:O6	2.20	0.41
1:FB:421:U:H3'	1:FB:422:C:C6	2.54	0.41
1:FB:983:A:H3'	1:FB:983:A:N3	2.35	0.41
1:FB:1050:G:H2'	1:FB:1051:C:C6	2.55	0.41
1:FB:1129:C:H5''	43:XC:16:ARG:NH2	2.33	0.41
1:FB:1480:G:C6	1:FB:1481:U:C2	3.08	0.41

Continued on next page...

Continued from previous page...

Atom-1	Atom-2	Interatomic distance (Å)	Clash overlap (Å)
2:GB:778:G:C6	2:GB:779:U:C4	3.08	0.41
2:GB:807:U:OP2	13:RB:41:ARG:NH2	2.52	0.41
2:GB:1231:G:H2'	2:GB:1232:G:C8	2.55	0.41
2:GB:1937:A:C8	2:GB:1939:5MU:H2'	2.54	0.41
4:IB:19:G:HO2'	4:IB:20:U:P	2.40	0.41
5:JB:227:ASN:HB3	5:JB:228:PRO:HD2	2.01	0.41
6:KB:84:PHE:CE2	6:KB:86:PRO:HD3	2.55	0.41
7:LB:170:LEU:HD12	7:LB:170:LEU:HA	1.84	0.41
12:QB:38:VAL:HG11	12:QB:91:LEU:HD22	2.02	0.41
12:QB:116:SER:OG	12:QB:117:LEU:N	2.53	0.41
12:QB:117:LEU:HA	12:QB:117:LEU:HD23	1.83	0.41
16:UB:5:THR:HG23	16:UB:8:GLU:OE2	2.20	0.41
16:UB:29:PHE:O	16:UB:35:ILE:HD12	2.19	0.41
17:VB:11:GLU:OE2	17:VB:57:PHE:HD2	2.03	0.41
23:BC:8:TYR:HE2	23:BC:23:LYS:NZ	1.96	0.41
23:BC:54:HIS:HB2	23:BC:101:PRO:HD3	2.02	0.41
38:SC:155:LEU:HD12	38:SC:155:LEU:HA	1.90	0.41
39:TC:121:LYS:HZ2	39:TC:121:LYS:HA	1.85	0.41
46:AD:41:ARG:HE	46:AD:41:ARG:HB2	1.67	0.41
53:HD:62:ILE:HA	53:HD:66:MET:SD	2.61	0.41
54:ID:49:ALA:HB3	54:ID:99:LEU:HG	2.01	0.41
1:A:720:C:H2'	1:A:721:G:C8	2.55	0.41
1:A:753:A:H5'	1:A:754:C:C5	2.55	0.41
1:A:1060:C:H2'	1:A:1061:G:H8	1.85	0.41
1:A:1095:U:OP1	1:A:1108:G:N2	2.45	0.41
1:A:1275:A:N6	1:A:1276:G:O6	2.53	0.41
1:A:1324:A:H2'	1:A:1325:C:C6	2.55	0.41
1:A:1343:G:H2'	1:A:1344:C:C6	2.54	0.41
2:B:419:C:H2'	2:B:420:C:O4'	2.19	0.41
2:B:558:G:H2'	2:B:559:G:H8	1.85	0.41
2:B:774:A:O2'	2:B:775:G:H5''	2.20	0.41
2:B:895:U:H4'	2:B:896:A:OP1	2.20	0.41
2:B:999:U:H5''	2:B:1154:G:O6	2.20	0.41
2:B:1356:G:H2'	2:B:1357:U:O4'	2.20	0.41
2:B:1675:C:O2	6:F:129:HIS:HA	2.20	0.41
2:B:1728:G:H5''	2:B:1728:G:N3	2.35	0.41
2:B:1889:A:C6	2:B:1890:A:C6	3.09	0.41
2:B:1920:4OC:CM2	2:B:1921:G:H5'	2.39	0.41
2:B:2549:G:H2'	2:B:2550:G:H8	1.85	0.41
5:E:240:ALA:HA	5:E:241:PRO:HD3	1.92	0.41
6:F:175:VAL:HA	6:F:182:LEU:HA	2.02	0.41

Continued on next page...

Continued from previous page...

Atom-1	Atom-2	Interatomic distance (Å)	Clash overlap (Å)
7:G:40:GLN:HA	7:G:43:LYS:HG2	2.02	0.41
7:G:202:PHE:CZ	7:G:206:ILE:HD11	2.54	0.41
8:H:130:ASN:OD1	8:H:130:ASN:N	2.53	0.41
9:I:91:GLY:HA3	9:I:94:TYR:CD2	2.54	0.41
13:M:85:LEU:HD23	13:M:120:ALA:HA	2.01	0.41
17:Q:16:ARG:CZ	17:Q:19:LEU:HD21	2.50	0.41
18:R:10:ARG:HG2	18:R:14:HIS:NE2	2.36	0.41
19:S:64:HIS:HA	19:S:92:THR:HA	2.02	0.41
26:Z:41:ILE:O	26:Z:43:GLN:HG2	2.20	0.41
34:HA:14:A:H3'	34:HA:15:A:C8	2.56	0.41
36:LA:70:PHE:CD1	36:LA:163:PHE:HB3	2.55	0.41
37:MA:62:ASP:OD2	37:MA:97:LYS:HG2	2.19	0.41
45:UA:40:ILE:HD13	45:UA:40:ILE:HA	1.84	0.41
46:VA:77:LEU:HD21	46:VA:107:ALA:CB	2.51	0.41
1:FB:124:G:C5	1:FB:125:U:C4	3.07	0.41
1:FB:332:G:O2'	1:FB:333:G:H5'	2.19	0.41
1:FB:498:A:H1'	1:FB:500:G:C8	2.55	0.41
1:FB:692:U:H2'	1:FB:694:A:OP2	2.20	0.41
1:FB:1077:G:H1	39:TC:47:LYS:NZ	2.17	0.41
1:FB:1423:G:H2'	1:FB:1424:C:C6	2.55	0.41
1:FB:1518:MA6:H102	1:FB:1519:MA6:C10	2.50	0.41
2:GB:611:C:H2'	2:GB:612:G:O4'	2.19	0.41
2:GB:844:C:C5	2:GB:845:G:C6	3.08	0.41
2:GB:1146:C:C2'	2:GB:1147:C:H5'	2.49	0.41
2:GB:2011:U:H2'	2:GB:2012:G:O4'	2.20	0.41
2:GB:2071:A:H2'	2:GB:2072:G:H8	1.83	0.41
2:GB:2293:C:H2'	2:GB:2294:C:O4'	2.20	0.41
2:GB:2358:G:C6	2:GB:2359:C:C4	3.08	0.41
2:GB:2637:U:C4	2:GB:2638:G:C6	3.08	0.41
2:GB:2742:C:N4	2:GB:2762:G:H1	2.17	0.41
3:HB:78:A:N3	3:HB:99:A:C6	2.88	0.41
5:JB:217:ARG:CG	5:JB:217:ARG:NH1	2.77	0.41
6:KB:11:MET:CB	6:KB:24:THR:HA	2.50	0.41
7:LB:11:VAL:HB	7:LB:18:ARG:HB2	2.02	0.41
12:QB:11:ALA:O	12:QB:98:VAL:HA	2.20	0.41
13:RB:56:SER:OG	13:RB:61:ARG:HD2	2.21	0.41
14:SB:12:GLN:HG2	14:SB:73:PRO:HD2	2.02	0.41
17:VB:64:ARG:HB2	17:VB:73:GLU:HG3	2.01	0.41
17:VB:105:LEU:HD13	17:VB:105:LEU:HA	1.66	0.41
17:VB:110:ILE:HG13	17:VB:110:ILE:H	1.56	0.41
18:WB:90:VAL:HG22	19:XB:38:LEU:HD22	2.02	0.41

Continued on next page...

Continued from previous page...

Atom-1	Atom-2	Interatomic distance (Å)	Clash overlap (Å)
21:ZB:29:TRP:CZ3	21:ZB:78:LYS:HG3	2.55	0.41
37:RC:59:ARG:HG2	37:RC:64:VAL:HB	2.02	0.41
39:TC:32:VAL:O	39:TC:43:LEU:HD12	2.20	0.41
42:WC:87:SER:HB2	42:WC:93:VAL:HB	2.02	0.41
43:XC:121:ARG:NH1	43:XC:121:ARG:HG2	2.34	0.41
54:ID:72:LEU:HD13	54:ID:77:ALA:HA	2.02	0.41
1:A:149:A:H2'	1:A:150:C:C6	2.55	0.41
1:A:255:G:H2'	1:A:256:U:C6	2.55	0.41
1:A:535:A:H4'	1:A:536:C:OP2	2.20	0.41
1:A:658:G:H2'	1:A:659:U:C6	2.56	0.41
1:A:1118:C:H1'	1:A:1179:A:C4	2.54	0.41
1:A:1307:U:O3'	47:WA:110:ARG:HD3	2.21	0.41
1:A:1519:MA6:H102	1:A:1520:G:O2'	2.19	0.41
2:B:188:G:H1	2:B:208:C:H42	1.69	0.41
2:B:330:A:O2'	2:B:331:A:H8	1.97	0.41
2:B:609(B):G:N2	2:B:619:G:H1'	2.35	0.41
2:B:781:A:H2	2:B:1776:G:N3	2.18	0.41
2:B:882:G:N2	2:B:883:G:N7	2.69	0.41
2:B:1003:G:O2'	2:B:1010:A:N1	2.41	0.41
2:B:1341:U:OP2	2:B:1394:U:O2'	2.28	0.41
2:B:1493:C:C4	2:B:2210:G:N3	2.88	0.41
2:B:1666:G:O3'	12:L:6:THR:HG23	2.21	0.41
2:B:2100:G:C2	2:B:2101:G:C4	3.08	0.41
2:B:2137:C:H6	2:B:2137:C:OP2	2.04	0.41
2:B:2433:A:H5''	2:B:2434:A:OP1	2.20	0.41
2:B:2711:A:OP1	2:B:2712(A):A:OP1	2.38	0.41
3:C:43:C:OP1	28:BA:2:LYS:HB2	2.19	0.41
4:D:6:G:H2'	4:D:7:G:C8	2.55	0.41
4:D:41:C:H2'	4:D:42:G:C8	2.55	0.41
10:J:101:LEU:HD13	10:J:101:LEU:HA	1.87	0.41
12:L:13:ASN:HD21	12:L:97:ARG:N	2.18	0.41
12:L:97:ARG:HA	12:L:117:LEU:HD13	2.02	0.41
23:W:116:VAL:HG22	23:W:117:LEU:HD23	2.02	0.41
25:Y:50:ARG:HH11	25:Y:50:ARG:CB	2.34	0.41
29:CA:14:ALA:O	29:CA:18:ALA:N	2.52	0.41
33:GA:15:LYS:HE3	33:GA:15:LYS:HB2	1.88	0.41
35:JA:137:ARG:O	35:JA:141:ALA:HB3	2.21	0.41
38:NA:15:GLU:HG3	38:NA:19:LEU:HD21	2.01	0.41
40:PA:34:GLY:O	40:PA:68:PRO:HD2	2.20	0.41
42:RA:127:LEU:HB3	42:RA:128:GLY:H	1.73	0.41
46:VA:19:ARG:HD2	46:VA:20:LYS:N	2.35	0.41

Continued on next page...

Continued from previous page...

Atom-1	Atom-2	Interatomic distance (Å)	Clash overlap (Å)
46:VA:57:LYS:HA	46:VA:67:THR:HA	2.02	0.41
1:FB:19:C:H5'	39:TC:86:ALA:HB1	2.01	0.41
1:FB:398:C:H2'	1:FB:399:G:C8	2.55	0.41
1:FB:619:U:C4	38:SC:135:LEU:HD11	2.55	0.41
1:FB:1261:A:C6	1:FB:1275:A:H1'	2.55	0.41
1:FB:1424:C:H2'	1:FB:1425:U:O4'	2.20	0.41
2:GB:374:A:H2'	2:GB:375:C:O4'	2.20	0.41
2:GB:419:C:H2'	2:GB:420:C:O4'	2.20	0.41
2:GB:821:A:H2'	2:GB:946:G:O4'	2.20	0.41
2:GB:822:U:H2'	2:GB:823:G:H8	1.86	0.41
2:GB:840:C:H2'	2:GB:841:A:C8	2.55	0.41
2:GB:876:C:H2'	2:GB:877:U:O4'	2.20	0.41
2:GB:1433:U:O2	2:GB:1561:G:N1	2.53	0.41
2:GB:1598:C:H2'	2:GB:1599:C:C6	2.53	0.41
2:GB:1805:U:O2	5:JB:50:THR:HB	2.20	0.41
2:GB:1917:PSU:O2	2:GB:1918:A:N6	2.53	0.41
2:GB:2340:G:H2'	2:GB:2341:G:C8	2.54	0.41
2:GB:2695:C:H2'	2:GB:2696:U:H6	1.83	0.41
5:JB:146:GLU:HB2	5:JB:189:CYS:HB3	2.01	0.41
10:OB:67:ARG:H	10:OB:67:ARG:HG3	1.56	0.41
17:VB:7:ILE:O	17:VB:10:VAL:N	2.53	0.41
22:AC:9:LYS:HA	22:AC:10:GLY:HA2	1.70	0.41
23:BC:155:LEU:HD21	23:BC:171:ILE:HD12	2.02	0.41
38:SC:139:ARG:HG3	38:SC:139:ARG:NH1	2.35	0.41
38:SC:174:LEU:HD23	38:SC:185:PHE:HA	2.02	0.41
39:TC:51:VAL:O	39:TC:55:VAL:HG23	2.20	0.41
39:TC:91:LEU:HD12	39:TC:118:ILE:HD11	2.02	0.41
41:VC:70:LYS:HA	41:VC:71:PRO:HD2	1.89	0.41
51:FD:9:VAL:HG11	51:FD:84:LEU:HD12	2.02	0.41
54:ID:47:GLY:N	54:ID:48:LYS:HB2	2.36	0.41
1:A:190:G:N7	51:AB:63:ARG:NH2	2.67	0.41
1:A:592:G:H1	1:A:647:C:H42	1.67	0.41
1:A:1072:G:C2	1:A:1073:U:C2	3.08	0.41
1:A:1195:C:C4	1:A:1197:G:C8	3.08	0.41
1:A:1358:U:OP1	48:XA:35:ARG:HG2	2.20	0.41
1:A:1493:A:N3	35:JA:119:THR:HG23	2.35	0.41
2:B:6:A:O2'	11:K:130:HIS:HB3	2.20	0.41
2:B:18:C:H2'	2:B:19:C:C6	2.56	0.41
2:B:327:G:H2'	2:B:328:U:C6	2.55	0.41
2:B:398:G:H2'	2:B:399:G:H8	1.84	0.41
2:B:855:G:O2'	24:X:27:GLU:OE2	2.35	0.41

Continued on next page...

Continued from previous page...

Atom-1	Atom-2	Interatomic distance (Å)	Clash overlap (Å)
2:B:865:C:O2	2:B:867:C:N4	2.50	0.41
2:B:1153:C:H5'	18:R:76:TYR:CE2	2.54	0.41
2:B:1286:A:H1'	2:B:1288:U:OP2	2.20	0.41
2:B:1458:C:H4'	2:B:1459:G:O4'	2.19	0.41
2:B:1608:A:H1'	2:B:1610:A:OP2	2.19	0.41
2:B:2026:C:H42	2:B:2037:G:H1	1.67	0.41
2:B:2438:U:H2'	2:B:2439:A:OP2	2.20	0.41
4:D:48:C:H5'	4:D:50:U:OP2	2.20	0.41
5:E:107:ALA:HA	5:E:108:PRO:HD3	1.80	0.41
6:F:11:MET:CB	6:F:24:THR:HA	2.50	0.41
7:G:155:LEU:HD23	7:G:186:ILE:HG12	2.03	0.41
9:I:8:PRO:HB3	9:I:51:ARG:HG3	2.02	0.41
11:K:110:GLY:HA2	11:K:114:ARG:HE	1.85	0.41
14:N:138:ASP:OD1	14:N:138:ASP:N	2.53	0.41
16:P:19:LYS:HG2	16:P:25:ARG:HH11	1.85	0.41
16:P:30:ARG:HH11	16:P:97:ARG:NH1	2.18	0.41
16:P:63:THR:HG22	16:P:97:ARG:HA	2.02	0.41
17:Q:137:LYS:H	17:Q:137:LYS:HG3	1.69	0.41
18:R:74:LEU:CD2	18:R:79:PHE:HB2	2.51	0.41
23:W:107:THR:HA	23:W:108:PRO:HD3	1.84	0.41
29:CA:36:CYS:SG	29:CA:38:ALA:HB3	2.61	0.41
35:JA:143:ARG:HG2	35:JA:144:TRP:HD1	1.86	0.41
36:LA:164:VAL:HG12	36:LA:165:VAL:N	2.36	0.41
37:MA:72:LYS:HA	37:MA:73:PRO:HD3	1.84	0.41
37:MA:122:GLU:HB3	37:MA:126:ARG:HH12	1.84	0.41
41:QA:69:VAL:HG22	41:QA:135:VAL:HG22	2.01	0.41
41:QA:111:ARG:C	41:QA:113:GLU:H	2.24	0.41
47:WA:22:ILE:HG22	47:WA:25:ILE:HG13	2.02	0.41
52:BB:54:ARG:HB3	52:BB:54:ARG:NH1	2.35	0.41
1:FB:1176:A:C6	1:FB:1177:G:C6	3.08	0.41
2:GB:783:A:C2	2:GB:785:G:C8	3.08	0.41
2:GB:959:A:C6	2:GB:960:A:N1	2.88	0.41
2:GB:1021:A:H3'	2:GB:1021:A:C8	2.55	0.41
2:GB:1716:U:H2'	2:GB:1717:G:C8	2.53	0.41
2:GB:1790:C:H2'	2:GB:1791:A:C4	2.55	0.41
2:GB:2037:G:C6	2:GB:2038:G:C6	3.09	0.41
2:GB:2080:G:H5''	25:DC:19:GLN:HG3	2.03	0.41
2:GB:2438:U:H2'	2:GB:2439:A:OP2	2.20	0.41
2:GB:2492:U:C2'	2:GB:2493:U:H5'	2.50	0.41
2:GB:2854:G:H2'	2:GB:2855:C:H6	1.82	0.41
5:JB:94:LEU:HD23	5:JB:94:LEU:HA	1.84	0.41

Continued on next page...

Continued from previous page...

Atom-1	Atom-2	Interatomic distance (Å)	Clash overlap (Å)
5:JB:206:LEU:HA	5:JB:206:LEU:HD23	1.44	0.41
15:TB:70:LEU:HD23	15:TB:70:LEU:HA	1.75	0.41
16:UB:106:ARG:NE	16:UB:112:PHE:OXT	2.53	0.41
18:WB:59:ARG:O	18:WB:63:VAL:HG23	2.20	0.41
18:WB:80:ILE:O	18:WB:83:LEU:N	2.53	0.41
20:YB:111:HIS:ND1	20:YB:111:HIS:N	2.68	0.41
21:ZB:90:GLU:HA	21:ZB:93:GLU:CG	2.50	0.41
23:BC:102:LEU:HA	23:BC:137:ILE:HB	2.02	0.41
25:DC:5:CYS:HB3	25:DC:9:GLY:H	1.85	0.41
30:IC:27:LYS:HB3	30:IC:27:LYS:HZ3	1.86	0.41
38:SC:107:ARG:HH21	38:SC:114:ARG:NH2	2.18	0.41
41:VC:88:PRO:HG3	41:VC:149:ARG:HA	2.02	0.41
45:ZC:83:ILE:HG23	45:ZC:109:VAL:HG23	2.02	0.41
46:AD:8:ASN:HD22	46:AD:8:ASN:C	2.24	0.41
47:BD:96:LEU:O	47:BD:98:VAL:N	2.53	0.41
53:HD:31:ILE:HB	53:HD:32:LYS:H	1.59	0.41
54:ID:13:LEU:HD12	54:ID:14:LYS:H	1.85	0.41
1:A:332:G:C4	1:A:333:G:C8	3.09	0.41
1:A:867:G:O2'	1:A:868:C:H5'	2.20	0.41
1:A:1058:G:H8	1:A:1058:G:O5'	2.03	0.41
1:A:1118:C:H2'	1:A:1119:C:H6	1.86	0.41
1:A:1148:U:H2'	1:A:1149:C:O4'	2.21	0.41
1:A:1261:A:C6	1:A:1275:A:H1'	2.54	0.41
1:A:1446:A:N3	17:Q:118:ARG:NH1	2.67	0.41
2:B:248:G:C4	2:B:2431:U:H4'	2.56	0.41
2:B:729:G:O6	5:E:209:ALA:N	2.44	0.41
2:B:777:A:C2	2:B:778:G:C4	3.08	0.41
2:B:1038:C:N4	2:B:1117:G:H1	2.18	0.41
2:B:1451:C:H4'	2:B:1453:A:C8	2.55	0.41
2:B:1851:U:H3	2:B:1891:G:H1	1.68	0.41
2:B:2402:C:OP2	2:B:2402:C:C6	2.73	0.41
2:B:2505:G:N7	29:CA:3:LYS:NZ	2.68	0.41
2:B:2711:A:P	2:B:2712(A):A:OP2	2.78	0.41
3:C:9:G:OP1	16:P:25:ARG:NH2	2.54	0.41
5:E:33:LEU:HD13	5:E:104:TYR:CD2	2.56	0.41
6:F:36:ARG:HH11	6:F:85:ASN:CG	2.24	0.41
6:F:37:ARG:HD2	6:F:42:ASP:CG	2.40	0.41
6:F:112:GLY:O	6:F:159:HIS:HA	2.20	0.41
7:G:64:ILE:HG13	7:G:64:ILE:H	1.50	0.41
8:H:63:ILE:HD11	8:H:141:PHE:HB3	2.01	0.41
9:I:55:PRO:HG2	9:I:61:HIS:CD2	2.55	0.41

Continued on next page...

Continued from previous page...

Atom-1	Atom-2	Interatomic distance (Å)	Clash overlap (Å)
9:I:116:GLU:O	9:I:118:PRO:HD3	2.21	0.41
9:I:136:ILE:HD12	9:I:140:LYS:HZ1	1.86	0.41
10:J:84:GLY:HA3	10:J:87:LYS:O	2.20	0.41
15:O:79:LEU:HA	15:O:83:ILE:HD12	2.02	0.41
16:P:28:VAL:HG11	16:P:98:VAL:HG11	2.02	0.41
19:S:28:GLU:HA	19:S:29:PRO:HD2	1.88	0.41
22:V:67:LEU:CD2	22:V:72:VAL:HG23	2.51	0.41
24:X:64:ASP:O	24:X:83:PRO:HA	2.21	0.41
38:NA:21:LEU:O	38:NA:22:LYS:HB2	2.21	0.41
42:RA:40:ALA:O	42:RA:42:GLU:N	2.49	0.41
51:AB:72:ARG:H	51:AB:72:ARG:HG2	1.75	0.41
53:CB:22:LEU:HD22	53:CB:47:HIS:CD2	2.56	0.41
54:DB:32:ALA:O	54:DB:36:LEU:HB2	2.20	0.41
54:DB:50:GLU:HB2	54:DB:100:ILE:HB	2.01	0.41
1:FB:123:C:H42	1:FB:238:G:H1	1.69	0.41
1:FB:618:C:H5'	1:FB:619:U:H5''	2.01	0.41
1:FB:909:A:H2'	1:FB:910:C:O4'	2.21	0.41
1:FB:973:G:H3'	1:FB:974:A:H5''	2.03	0.41
1:FB:981:U:H5'	48:CD:21:TYR:CE2	2.55	0.41
1:FB:1039:C:H5''	1:FB:1040:U:OP2	2.21	0.41
1:FB:1324:A:OP2	1:FB:1324:A:C8	2.74	0.41
1:FB:1401:G:H2'	1:FB:1402:4OC:O4'	2.20	0.41
2:GB:11:G:C2'	2:GB:12:U:H5'	2.51	0.41
2:GB:217:G:H2'	2:GB:218:A:O4'	2.20	0.41
2:GB:443:A:N7	7:LB:45:ARG:HG2	2.35	0.41
2:GB:910:A:N6	2:GB:911:A:N6	2.68	0.41
2:GB:1030:G:H8	2:GB:1030:G:O5'	2.04	0.41
2:GB:1323:U:H2'	2:GB:1324:G:H5'	2.03	0.41
2:GB:1557:C:H5''	2:GB:1558:A:OP2	2.20	0.41
2:GB:2056:G:O2'	29:HC:8:LYS:HE3	2.20	0.41
2:GB:2416:C:H2'	2:GB:2417:C:H6	1.84	0.41
2:GB:2611:U:H3'	2:GB:2611:U:OP2	2.20	0.41
2:GB:2619:C:O2'	2:GB:2620:C:H5'	2.20	0.41
5:JB:66:ASP:HA	5:JB:68:LYS:HZ3	1.85	0.41
7:LB:117:ARG:HD3	7:LB:117:ARG:HA	1.84	0.41
10:OB:2:LYS:HA	10:OB:20:ASP:HA	2.02	0.41
10:OB:95:LYS:HA	10:OB:111:PRO:HB3	2.02	0.41
10:OB:135:GLU:O	10:OB:137:PRO:HD3	2.20	0.41
14:SB:85:LYS:HD3	24:CC:7:LEU:HD22	2.01	0.41
17:VB:30:VAL:O	17:VB:44:ASP:HA	2.20	0.41
17:VB:109:GLU:HG3	17:VB:112:ARG:NH2	2.35	0.41

Continued on next page...

Continued from previous page...

Atom-1	Atom-2	Interatomic distance (Å)	Clash overlap (Å)
22:AC:55:TYR:HA	22:AC:56:PRO:HD2	1.94	0.41
4:NC:23:C:H2'	4:NC:24:U:C6	2.53	0.41
37:RC:15:THR:HG23	37:RC:207:VAL:HG11	2.01	0.41
39:TC:71:LEU:H	39:TC:71:LEU:HG	1.57	0.41
41:VC:26:PHE:O	41:VC:30:ILE:HG12	2.20	0.41
1:A:162:A:C5	1:A:163:C:H1'	2.56	0.41
1:A:216:G:H2'	1:A:217:C:H6	1.81	0.41
1:A:277:C:O2'	1:A:278:G:H5'	2.20	0.41
1:A:636:U:H2'	1:A:637:G:H8	1.86	0.41
1:A:1050:G:H2'	1:A:1051:C:C6	2.56	0.41
1:A:1060:C:H2'	1:A:1061:G:C8	2.55	0.41
1:A:1298:C:H41	41:QA:114:ARG:HD2	1.85	0.41
2:B:6:A:N7	2:B:7:G:C4	2.89	0.41
2:B:128:C:H2'	2:B:129:C:C6	2.56	0.41
2:B:270(Q):C:O2'	10:J:46:ALA:HA	2.19	0.41
2:B:511:U:H5	2:B:512:G:C5	2.38	0.41
2:B:803:U:C4	2:B:804:A:N7	2.88	0.41
2:B:879:G:H2'	2:B:880:G:O4'	2.20	0.41
2:B:2403:C:N3	2:B:2415:G:C2	2.89	0.41
2:B:2816:C:O2	2:B:2883:A:O2'	2.30	0.41
3:C:30:C:H1'	3:C:58:A:N1	2.35	0.41
4:D:23:C:N4	4:D:24:U:O4	2.53	0.41
5:E:69:ARG:NH1	5:E:105:ILE:HD13	2.35	0.41
5:E:228:PRO:HD3	5:E:235:GLY:CA	2.50	0.41
9:I:50:VAL:HG12	9:I:51:ARG:N	2.34	0.41
11:K:30:ILE:HG23	11:K:52:VAL:HG11	2.01	0.41
12:L:113:LYS:H	12:L:113:LYS:HG2	1.58	0.41
16:P:12:PHE:HB3	16:P:16:ASN:ND2	2.35	0.41
16:P:29:PHE:O	16:P:35:ILE:HD12	2.21	0.41
23:W:111:VAL:HG22	23:W:116:VAL:HA	2.01	0.41
36:LA:54:THR:O	36:LA:58:ILE:HG13	2.21	0.41
41:QA:78:ARG:HG2	41:QA:79:ARG:NH2	2.35	0.41
42:RA:11:THR:HG23	42:RA:14:ARG:HH11	1.86	0.41
43:SA:16:ARG:O	43:SA:63:ILE:HA	2.20	0.41
43:SA:121:ARG:NH1	43:SA:121:ARG:HG2	2.35	0.41
44:TA:45:ARG:HD3	48:XA:36:PHE:HE1	1.86	0.41
49:YA:16:ALA:HB1	49:YA:18:PHE:O	2.21	0.41
1:FB:157:G:N2	1:FB:165:C:C2	2.89	0.41
1:FB:279:A:H4'	1:FB:280:C:H5''	2.02	0.41
1:FB:740:U:OP2	49:DD:2:PRO:HG3	2.21	0.41
1:FB:892:A:C5	1:FB:893:C:C4	3.09	0.41

Continued on next page...

Continued from previous page...

Atom-1	Atom-2	Interatomic distance (Å)	Clash overlap (Å)
1:FB:1277:C:H1'	1:FB:1282:C:O2	2.21	0.41
1:FB:1327:C:H2'	1:FB:1328:C:H6	1.85	0.41
1:FB:1453:G:N3	54:ID:39:LYS:HE2	2.35	0.41
1:FB:1476:G:H2'	1:FB:1477:C:O4'	2.21	0.41
2:GB:266:G:N1	2:GB:267:C:C2	2.89	0.41
2:GB:279:C:OP2	2:GB:279:C:C6	2.72	0.41
2:GB:525:U:O2'	2:GB:526:A:H5'	2.21	0.41
2:GB:1493:C:C4	2:GB:2210:G:N3	2.89	0.41
2:GB:1632:A:H8	2:GB:1632:A:O5'	2.03	0.41
2:GB:1829:A:H2'	2:GB:1830:C:O4'	2.21	0.41
2:GB:2309:A:N6	2:GB:2310:A:N1	2.68	0.41
2:GB:2328:A:H2'	2:GB:2329:G:C8	2.55	0.41
2:GB:2402:C:O4'	2:GB:2403:C:H5	2.04	0.41
2:GB:2685:G:N2	2:GB:2724:C:O2	2.52	0.41
3:HB:3:C:H2'	3:HB:4:C:C6	2.55	0.41
9:NB:121:ILE:HD13	9:NB:144:VAL:HG11	2.02	0.41
11:PB:42:TRP:CE3	18:WB:63:VAL:HG11	2.56	0.41
12:QB:106:LEU:O	12:QB:111:PHE:HB2	2.20	0.41
23:BC:70:LEU:HD22	23:BC:70:LEU:HA	1.80	0.41
25:DC:77:ALA:HA	25:DC:80:LEU:HG	2.02	0.41
28:GC:61:ARG:HH22	53:HD:42:PRO:CG	2.31	0.41
37:RC:54:ARG:HG2	37:RC:55:VAL:O	2.20	0.41
43:XC:34:ASN:O	43:XC:38:GLN:HB2	2.19	0.41
47:BD:101:GLN:HE21	47:BD:101:GLN:HB2	1.53	0.41
50:ED:50:LYS:HD3	50:ED:50:LYS:HA	1.89	0.41
1:A:137:C:H1'	50:ZA:62:VAL:O	2.20	0.41
1:A:505:G:C6	1:A:535:A:C2	3.09	0.41
1:A:736:C:H2'	1:A:737:A:C8	2.56	0.41
1:A:741:G:H2'	1:A:742:G:H8	1.85	0.41
1:A:900:A:H2'	1:A:901:A:C8	2.55	0.41
1:A:1079:G:OP2	1:A:1079:G:H8	2.04	0.41
1:A:1108:G:H5'	37:MA:176:HIS:ND1	2.35	0.41
2:B:137(B):G:H2'	2:B:139:G:N7	2.35	0.41
2:B:217:G:H2'	2:B:218:A:O4'	2.20	0.41
2:B:315:G:H2'	2:B:316:C:O4'	2.21	0.41
2:B:363(A):G:H2'	2:B:363(B):A:H8	1.85	0.41
2:B:598:G:H2'	2:B:599:G:O4'	2.20	0.41
2:B:671:C:H42	2:B:809:G:H1	1.69	0.41
2:B:926:A:H2'	2:B:928:G:H8	1.86	0.41
2:B:1243:G:H2'	2:B:1244:G:O4'	2.21	0.41
2:B:1358:G:O2'	2:B:1373:A:N6	2.54	0.41

Continued on next page...

Continued from previous page...

Atom-1	Atom-2	Interatomic distance (Å)	Clash overlap (Å)
2:B:1671:U:O2	2:B:1673:U:H3'	2.20	0.41
2:B:1982:C:O2	2:B:1982:C:H2'	2.21	0.41
2:B:2141:G:N2	2:B:2142:C:N3	2.69	0.41
3:C:17:C:O2	3:C:67:G:N2	2.40	0.41
10:J:103:ARG:H	10:J:103:ARG:HG2	1.70	0.41
12:L:16:ALA:HB2	12:L:52:VAL:HG21	2.03	0.41
12:L:47:ILE:HD12	12:L:48:PRO:O	2.20	0.41
12:L:107:ARG:HH12	17:Q:37:GLY:N	2.18	0.41
12:L:117:LEU:HA	12:L:117:LEU:HD23	1.85	0.41
14:N:46:GLN:NE2	14:N:126:PRO:HG3	2.36	0.41
23:W:97:GLU:H	23:W:97:GLU:HG3	1.72	0.41
33:GA:7:VAL:HG12	33:GA:34:GLN:HB3	2.01	0.41
38:NA:131:ARG:HH11	38:NA:131:ARG:HG3	1.85	0.41
39:OA:140:ARG:HE	39:OA:140:ARG:HB2	1.65	0.41
51:AB:74:LEU:HD22	51:AB:74:LEU:HA	1.74	0.41
51:AB:95:TYR:O	51:AB:98:LEU:HB2	2.19	0.41
1:FB:177:C:P	54:ID:65:LYS:HZ3	2.39	0.41
1:FB:264:U:O4	1:FB:265:G:C6	2.73	0.41
1:FB:580:U:O2'	49:DD:57:LEU:HD12	2.21	0.41
1:FB:1001:G:N3	1:FB:1001:G:H2'	2.35	0.41
1:FB:1007:C:N4	1:FB:1022:G:H22	2.19	0.41
1:FB:1373:G:H5''	41:VC:36:LYS:HZ3	1.82	0.41
1:FB:1409:C:H2'	1:FB:1410:G:C8	2.55	0.41
2:GB:391:G:C6	2:GB:411:G:N2	2.89	0.41
2:GB:520:G:H2'	2:GB:521:G:H8	1.85	0.41
2:GB:583:G:OP2	18:WB:10:ARG:HD2	2.21	0.41
2:GB:846:C:O5'	2:GB:846:C:H6	2.04	0.41
2:GB:895:U:H4'	2:GB:896:A:OP1	2.20	0.41
2:GB:2369:A:N6	2:GB:2382:G:O6	2.53	0.41
2:GB:2534:A:C6	2:GB:2535:G:C5	3.08	0.41
4:IB:41:C:H2'	4:IB:42:G:C8	2.56	0.41
6:KB:175:VAL:HA	6:KB:182:LEU:HA	2.03	0.41
8:MB:110:ALA:HB2	8:MB:142:PRO:HD3	2.02	0.41
13:RB:90:ARG:HB2	13:RB:91:PHE:H	1.74	0.41
16:UB:111:GLU:H	16:UB:111:GLU:HG3	1.68	0.41
17:VB:6:LEU:O	17:VB:10:VAL:HG23	2.20	0.41
21:ZB:89:ILE:HG22	21:ZB:92:LEU:HB2	2.02	0.41
23:BC:97:GLU:H	23:BC:97:GLU:HG3	1.72	0.41
24:CC:27:GLU:HB2	24:CC:69:PHE:CD1	2.56	0.41
25:DC:75:GLU:O	25:DC:78:LYS:HG3	2.20	0.41
4:NC:21:A:C6	4:NC:46:G:C5	3.09	0.41

Continued on next page...

Continued from previous page...

Atom-1	Atom-2	Interatomic distance (Å)	Clash overlap (Å)
35:OC:137:ARG:O	35:OC:141:ALA:HB3	2.20	0.41
37:RC:179:ARG:HG2	37:RC:207:VAL:H	1.84	0.41
40:UC:34:GLY:O	40:UC:68:PRO:HD2	2.21	0.41
44:YC:49:VAL:O	44:YC:60:ARG:HB2	2.20	0.41
46:AD:20:LYS:O	46:AD:20:LYS:HD2	2.21	0.41
47:BD:3:ARG:HB2	47:BD:8:GLU:HA	2.02	0.41
47:BD:78:ILE:HG23	47:BD:81:LEU:HD12	2.02	0.41
49:DD:62:GLN:HG3	49:DD:66:LEU:HD22	2.02	0.41
1:A:55:A:N7	1:A:56:U:C2	2.89	0.41
1:A:93:U:H2'	1:A:95:G:C8	2.55	0.41
1:A:465:A:H8	1:A:465:A:OP1	2.04	0.41
1:A:1146:A:H2'	1:A:1147:C:H6	1.86	0.41
1:A:1262:C:H42	1:A:1273:G:H1	1.69	0.41
1:A:1498:UR3:OP2	34:HA:16:A:O2'	2.38	0.41
2:B:556:G:H2'	2:B:557:U:H6	1.82	0.41
2:B:581:C:OP2	18:R:33:ARG:HD3	2.20	0.41
2:B:656:G:C6	2:B:657:U:C4	3.08	0.41
2:B:658:C:H2'	2:B:659:C:C6	2.56	0.41
2:B:823:G:C6	2:B:835:A:N1	2.89	0.41
2:B:877:U:C2'	2:B:878:A:H5''	2.50	0.41
2:B:953:A:H2'	2:B:954:G:H8	1.86	0.41
2:B:1058:G:H1'	2:B:1081:U:O2'	2.21	0.41
2:B:1118:C:H2'	2:B:1119:C:C6	2.56	0.41
2:B:1965:C:H3'	2:B:1966:A:H2'	2.02	0.41
2:B:2129:C:H2'	2:B:2130:U:H4'	2.02	0.41
2:B:2192:G:OP2	2:B:2192:G:H8	2.04	0.41
2:B:2210:G:C8	2:B:2211:G:O6	2.73	0.41
2:B:2340:G:H2'	2:B:2341:G:C8	2.56	0.41
2:B:2535:G:N3	2:B:2536:G:C8	2.89	0.41
2:B:2563:U:O2'	2:B:2565:A:N7	2.48	0.41
2:B:2712:U:O2'	2:B:2713:A:H5'	2.21	0.41
3:C:21:G:C2	3:C:22:U:C2	3.09	0.41
5:E:202:LYS:HG3	5:E:203:ASN:OD1	2.21	0.41
7:G:176:LEU:HD13	7:G:181:LEU:HA	2.03	0.41
8:H:61:ALA:O	8:H:65:GLY:N	2.47	0.41
17:Q:64:ARG:HH11	17:Q:64:ARG:CG	2.22	0.41
20:T:68:ARG:HD3	20:T:111:HIS:HA	2.03	0.41
23:W:68:PRO:O	23:W:90:VAL:HA	2.21	0.41
23:W:152:ALA:HA	23:W:171:ILE:HD11	2.03	0.41
25:Y:82:LEU:H	25:Y:83:GLU:CD	2.21	0.41
4:IA:21:A:C6	4:IA:46:G:C5	3.09	0.41

Continued on next page...

Continued from previous page...

Atom-1	Atom-2	Interatomic distance (Å)	Clash overlap (Å)
35:JA:186:ARG:HE	35:KA:312:PHE:HB2	1.86	0.41
37:MA:12:LEU:HD23	37:MA:12:LEU:HA	1.87	0.41
37:MA:32:LEU:HD12	37:MA:32:LEU:HA	1.86	0.41
38:NA:30:LYS:HG2	38:NA:35:ARG:NH1	2.35	0.41
42:RA:9:MET:HA	42:RA:12:ARG:HB3	2.01	0.41
47:WA:55:ARG:HH11	47:WA:56:LEU:HD13	1.86	0.41
49:YA:21:ASP:OD1	49:YA:24:SER:HB2	2.19	0.41
50:ZA:19:ILE:H	50:ZA:19:ILE:HG13	1.66	0.41
53:CB:27:GLU:HA	53:CB:28:LYS:HA	1.60	0.41
1:FB:6:G:H4'	1:FB:298:A:H4'	2.03	0.41
1:FB:370:C:C2	1:FB:392:G:N2	2.89	0.41
1:FB:687:A:H4'	1:FB:688:G:O5'	2.20	0.41
1:FB:728:A:C5	49:DD:54:ARG:HD2	2.56	0.41
1:FB:943:U:C4	1:FB:944:G:N7	2.89	0.41
1:FB:1080:A:C5'	39:TC:16:THR:HG21	2.50	0.41
1:FB:1407:5MC:H2'	1:FB:1408:A:C8	2.55	0.41
1:FB:1410:G:H2'	1:FB:1411:C:C6	2.56	0.41
1:FB:1417:G:O2'	1:FB:1483:A:N6	2.51	0.41
2:GB:382:G:H1	2:GB:392:C:H42	1.67	0.41
2:GB:449:A:C4	2:GB:450:G:C8	3.09	0.41
2:GB:647:G:H2'	2:GB:648:G:O4'	2.21	0.41
2:GB:1165:U:H2'	2:GB:1166:C:C6	2.56	0.41
2:GB:1168:G:C2	2:GB:1182:A:C2	3.09	0.41
2:GB:1183:G:H2'	2:GB:1184:G:C8	2.56	0.41
2:GB:1288:U:H4'	2:GB:1289:C:OP2	2.20	0.41
2:GB:1291:C:H2'	2:GB:1292:U:H6	1.86	0.41
2:GB:1313:U:H5'	2:GB:1314:C:OP2	2.20	0.41
2:GB:1354:A:H2'	2:GB:1355:G:O4'	2.21	0.41
2:GB:2210:G:H8	2:GB:2211:G:C5	2.38	0.41
2:GB:2751:G:H4'	9:NB:4:ILE:HD11	2.03	0.41
3:HB:43:C:OP1	28:GC:2:LYS:HB2	2.20	0.41
8:MB:114:ILE:HA	8:MB:140:ILE:HD13	2.03	0.41
10:OB:76:THR:HG23	10:OB:141:LYS:HB2	2.02	0.41
12:QB:12:ASP:HB2	12:QB:13:ASN:H	1.64	0.41
24:CC:4:LYS:HB3	24:CC:7:LEU:HD11	2.03	0.41
36:QC:53:ARG:NH1	36:QC:199:TYR:HA	2.35	0.41
41:VC:12:LEU:HD23	41:VC:12:LEU:HA	1.86	0.41
46:AD:77:LEU:HD21	46:AD:107:ALA:HB2	2.02	0.41
47:BD:31:LYS:HA	47:BD:31:LYS:HZ3	1.84	0.41
47:BD:31:LYS:HG3	47:BD:35:GLU:OE1	2.21	0.41
49:DD:16:ALA:HB1	49:DD:18:PHE:O	2.21	0.41

Continued on next page...

Continued from previous page...

Atom-1	Atom-2	Interatomic distance (Å)	Clash overlap (Å)
1:A:42:G:H1	1:A:400:C:H42	1.69	0.41
1:A:79:G:C6	1:A:80:G:N7	2.89	0.41
1:A:232:G:H1'	1:A:262:A:N1	2.36	0.41
1:A:583:A:O2'	51:AB:91:ARG:NE	2.54	0.41
1:A:692:U:O2'	1:A:694:A:N7	2.46	0.41
1:A:848:C:H2'	1:A:849:C:O4'	2.21	0.41
1:A:1151:A:O2'	1:A:1152:A:H8	2.03	0.41
1:A:1170:A:H8	1:A:1170:A:OP2	2.04	0.41
1:A:1412:C:H42	1:A:1488:G:H1	1.67	0.41
1:A:1446:A:C4	17:Q:118:ARG:NH1	2.88	0.41
2:B:16:G:N3	2:B:17:G:C8	2.89	0.41
2:B:213:A:H2'	2:B:214:G:O4'	2.21	0.41
2:B:226:G:H1'	2:B:227:A:N7	2.35	0.41
2:B:714:U:H2'	2:B:716:A:OP2	2.21	0.41
2:B:751:A:C6	2:B:789:A:C5	3.09	0.41
2:B:752:A:OP1	31:EA:3:ARG:NH2	2.48	0.41
2:B:791:C:H4'	2:B:792:G:OP1	2.21	0.41
2:B:855:G:H5''	2:B:856:C:OP2	2.21	0.41
2:B:1074:G:H22	2:B:1095:A:H1'	1.86	0.41
2:B:1316:U:H2'	2:B:1317:A:H8	1.79	0.41
2:B:1670:C:OP2	2:B:2550:G:OP1	2.38	0.41
2:B:1951:U:H2'	2:B:1953:A:OP2	2.21	0.41
2:B:2079:U:H2'	2:B:2080:G:O4'	2.21	0.41
2:B:2465:C:O2	2:B:2486:G:C2	2.73	0.41
2:B:2489:G:O6	2:B:2490:G:N1	2.53	0.41
2:B:2570:G:C2	2:B:2571:C:C2	3.09	0.41
2:B:2704:C:H2'	2:B:2705:A:O4'	2.21	0.41
3:C:105:G:C2	3:C:106:G:C8	3.09	0.41
5:E:10:THR:HB	5:E:11:PRO:HD2	2.03	0.41
5:E:61:LEU:HD12	5:E:61:LEU:HA	1.61	0.41
5:E:274:ARG:HH11	5:E:274:ARG:HG2	1.80	0.41
6:F:4:ILE:HG12	6:F:5:LEU:N	2.36	0.41
6:F:48:GLN:HG2	6:F:78:LEU:HG	2.02	0.41
8:H:22:ARG:HB2	8:H:23:PHE:CD2	2.56	0.41
8:H:131:TYR:O	8:H:159:VAL:HG22	2.20	0.41
10:J:133:HIS:CD2	10:J:134:PRO:HD2	2.55	0.41
11:K:85:ILE:HD12	11:K:85:ILE:H	1.84	0.41
12:L:66:LYS:HB2	12:L:82:ASN:ND2	2.19	0.41
17:Q:6:LEU:O	17:Q:10:VAL:HG23	2.21	0.41
17:Q:96:ARG:HG3	17:Q:101:PHE:CE2	2.56	0.41
19:S:19:LYS:H	19:S:19:LYS:HG3	1.44	0.41

Continued on next page...

Continued from previous page...

Atom-1	Atom-2	Interatomic distance (Å)	Clash overlap (Å)
21:U:50:LYS:HB3	21:U:84:ALA:HB3	2.02	0.41
23:W:126:VAL:HA	23:W:164:ALA:H	1.86	0.41
24:X:4:LYS:HB3	24:X:7:LEU:HD11	2.03	0.41
26:Z:39:ALA:HA	26:Z:44:LEU:HB3	2.02	0.41
27:AA:22:ALA:O	27:AA:26:LEU:N	2.53	0.41
4:IA:29:G:H2'	4:IA:30:G:O4'	2.21	0.41
36:LA:23:ARG:HB2	36:LA:23:ARG:HH11	1.82	0.41
36:LA:115:LEU:HG	36:LA:119:GLU:OE2	2.21	0.41
36:LA:126:GLU:OE1	36:LA:130:ARG:HG3	2.21	0.41
37:MA:73:PRO:O	37:MA:76:VAL:N	2.52	0.41
37:MA:130:VAL:HG11	37:MA:157:ILE:HG23	2.02	0.41
39:OA:147:ASP:HA	39:OA:150:ARG:HH21	1.86	0.41
41:QA:88:PRO:HG3	41:QA:149:ARG:HA	2.03	0.41
46:VA:86:ARG:N	46:VA:99:HIS:O	2.53	0.41
46:VA:89:ARG:HH11	46:VA:97:ARG:HD2	1.86	0.41
46:VA:115:LYS:N	46:VA:117:ARG:HG2	2.36	0.41
47:WA:17:VAL:C	47:WA:19:LEU:H	2.24	0.41
47:WA:78:ILE:HG23	47:WA:81:LEU:HD12	2.01	0.41
48:XA:37:PHE:HB2	48:XA:39:LEU:HB2	2.03	0.41
52:BB:34:TYR:O	52:BB:35:ARG:HG3	2.20	0.41
53:CB:25:LYS:HG3	53:CB:26:GLY:H	1.85	0.41
54:DB:38:LYS:HA	54:DB:41:VAL:HG22	2.03	0.41
1:FB:289:G:C6	1:FB:290:C:N4	2.88	0.41
1:FB:504:C:C2	1:FB:542:G:C2	3.09	0.41
1:FB:528:C:H5'	1:FB:535:A:C6	2.55	0.41
1:FB:575:G:OP1	1:FB:575:G:H4'	2.21	0.41
1:FB:603:U:H2'	1:FB:604:G:H8	1.85	0.41
1:FB:718:G:C8	45:ZC:116:HIS:HB3	2.56	0.41
1:FB:815:A:H4'	1:FB:817:C:C4	2.56	0.41
1:FB:900:A:H2'	1:FB:901:A:C8	2.56	0.41
1:FB:1120:G:C2	1:FB:1154:G:N3	2.89	0.41
1:FB:1412:C:H42	1:FB:1488:G:H1	1.68	0.41
1:FB:1440:C:N4	1:FB:1461:G:H1	2.15	0.41
2:GB:227:A:H4'	2:GB:228:A:O5'	2.21	0.41
2:GB:485:C:N4	2:GB:495:G:H1	2.17	0.41
2:GB:511:U:H4'	2:GB:1235:G:H4'	2.01	0.41
2:GB:706:A:H2'	2:GB:707:G:O4'	2.21	0.41
2:GB:1017:G:H2'	2:GB:1018:C:H6	1.86	0.41
2:GB:1510:A:H2'	2:GB:1511:A:C8	2.56	0.41
2:GB:1821:A:H8	2:GB:1821:A:O5'	2.03	0.41
2:GB:2057:A:H2'	2:GB:2058:A:O4'	2.21	0.41

Continued on next page...

Continued from previous page...

Atom-1	Atom-2	Interatomic distance (Å)	Clash overlap (Å)
2:GB:2137:C:HO2'	2:GB:2138:C:H6	1.65	0.41
2:GB:2516:G:O6	2:GB:2517:C:N4	2.54	0.41
2:GB:2528:U:O2'	2:GB:2529:G:H3'	2.21	0.41
2:GB:2883:A:C5'	2:GB:2884:U:H5'	2.50	0.41
3:HB:55:U:H4'	8:MB:28:VAL:HG11	2.02	0.41
5:JB:17:THR:OG1	5:JB:204:ILE:HA	2.20	0.41
6:KB:38:THR:N	6:KB:42:ASP:HB2	2.36	0.41
6:KB:52:LEU:HA	6:KB:53:PRO:HD3	1.86	0.41
6:KB:170:LEU:HA	6:KB:170:LEU:HD23	1.82	0.41
8:MB:76:SER:OG	8:MB:83:ARG:HA	2.21	0.41
9:NB:144:VAL:HA	9:NB:147:ASN:HB2	2.03	0.41
10:OB:141:LYS:HB2	10:OB:141:LYS:HE2	1.91	0.41
13:RB:49:ARG:HH12	32:KC:4:MET:CE	2.32	0.41
13:RB:138:LEU:HD23	13:RB:145:PRO:HB3	2.02	0.41
17:VB:16:ARG:CZ	17:VB:19:LEU:HD21	2.51	0.41
17:VB:85:LYS:O	17:VB:86:ILE:HD13	2.20	0.41
20:YB:54:ALA:O	20:YB:57:ASN:HB2	2.20	0.41
21:ZB:57:LEU:CD1	21:ZB:78:LYS:HB2	2.51	0.41
26:EC:3:LEU:HD13	26:EC:4:SER:N	2.36	0.41
4:NC:29:G:H2'	4:NC:30:G:O4'	2.20	0.41
4:NC:35:A:H2'	4:NC:36:U:C6	2.55	0.41
35:OC:187:VAL:H	35:PC:313:PRO:HG2	1.86	0.41
36:QC:70:PHE:CD1	36:QC:163:PHE:HB3	2.56	0.41
37:RC:35:GLU:O	37:RC:39:ILE:N	2.39	0.41
38:SC:106:TYR:HA	38:SC:111:ALA:HB3	2.03	0.41
39:TC:40:ARG:HD3	39:TC:40:ARG:HA	1.89	0.41
40:UC:91:VAL:HG22	40:UC:92:LYS:O	2.21	0.41
50:ED:1:MET:O	50:ED:3:LYS:HG2	2.21	0.41
50:ED:3:LYS:HD2	50:ED:65:GLN:O	2.21	0.41
53:HD:28:LYS:HZ1	53:HD:30:LEU:HD11	1.86	0.41
53:HD:81:ARG:HB3	53:HD:82:GLY:H	1.69	0.41
1:A:383:A:H8	1:A:383:A:O5'	2.04	0.41
1:A:701:C:OP1	1:A:703:G:H5'	2.21	0.41
1:A:1007:C:N4	1:A:1022:G:H22	2.19	0.41
1:A:1166:G:O2'	1:A:1169:A:N7	2.49	0.41
2:B:861:A:C2	2:B:917:A:C4	3.09	0.41
2:B:1021:A:H3'	2:B:1021:A:C8	2.55	0.41
2:B:1032:A:H2	2:B:1122:G:H1	1.69	0.41
2:B:1213:A:N6	2:B:1214:A:C6	2.89	0.41
2:B:1233:C:O5'	2:B:1233:C:H6	2.04	0.41
2:B:1299:G:H3'	2:B:1639:U:O4	2.20	0.41

Continued on next page...

Continued from previous page...

Atom-1	Atom-2	Interatomic distance (Å)	Clash overlap (Å)
2:B:1908:C:O2'	4:IA:12:G:H5''	2.21	0.41
2:B:1914:C:OP2	2:B:1914:C:H6	2.03	0.41
2:B:1988:C:H2'	2:B:1989:G:H8	1.86	0.41
2:B:2117:A:H61	2:B:2172:U:H3	1.69	0.41
2:B:2291:U:OP1	2:B:2381:C:H5'	2.21	0.41
2:B:2549:G:O2'	2:B:2550:G:H5'	2.21	0.41
2:B:2820:A:P	15:O:2:ARG:HH22	2.44	0.41
5:E:183:ARG:CG	5:E:183:ARG:NH1	2.82	0.41
7:G:102:PRO:HB2	7:G:105:VAL:HG23	2.03	0.41
8:H:110:ALA:HB2	8:H:142:PRO:HD3	2.03	0.41
8:H:131:TYR:CE2	8:H:133:LEU:HD22	2.56	0.41
9:I:3:ARG:NH1	9:I:4:ILE:H	2.19	0.41
10:J:101:LEU:HD12	10:J:107:ILE:HG23	2.02	0.41
11:K:19:GLU:HA	11:K:59:LYS:O	2.20	0.41
12:L:12:ASP:HB2	12:L:13:ASN:H	1.61	0.41
12:L:14:THR:OG1	12:L:86:ILE:HD12	2.21	0.41
12:L:63:VAL:HG22	12:L:84:ALA:HA	2.02	0.41
28:BA:14:ILE:HG23	28:BA:31:ILE:HB	2.03	0.41
29:CA:20:ARG:HA	29:CA:23:HIS:ND1	2.35	0.41
36:LA:188:ALA:HB1	36:LA:192:SER:CB	2.51	0.41
37:MA:21:ARG:HD2	44:TA:12:ASP:OD2	2.21	0.41
37:MA:150:LYS:O	37:MA:201:TYR:N	2.52	0.41
38:NA:76:ARG:O	38:NA:79:PHE:HB3	2.21	0.41
39:OA:50:GLU:OE2	39:OA:51:VAL:HG23	2.21	0.41
39:OA:51:VAL:O	39:OA:55:VAL:HG23	2.20	0.41
44:TA:87:THR:C	44:TA:89:ASP:H	2.24	0.41
45:UA:79:SER:HB2	45:UA:106:LYS:NZ	2.36	0.41
46:VA:58:VAL:N	46:VA:66:VAL:O	2.45	0.41
47:WA:23:TYR:O	47:WA:70:LEU:HD23	2.21	0.41
1:FB:69:G:C2	1:FB:73:G:C8	3.09	0.41
1:FB:348:G:C2	1:FB:349:A:C8	3.09	0.41
1:FB:583:A:O2'	51:FD:91:ARG:NE	2.54	0.41
1:FB:658:G:H2'	1:FB:659:U:C6	2.56	0.41
1:FB:676:A:H1'	45:ZC:115:PRO:HB3	2.03	0.41
1:FB:1313:U:OP1	53:HD:5:LEU:HB2	2.21	0.41
2:GB:191:A:H2'	2:GB:192:C:H6	1.85	0.41
2:GB:501:A:C6	2:GB:502:A:C6	3.09	0.41
2:GB:593:G:C5	2:GB:594:U:C5	3.09	0.41
2:GB:647:G:H8	2:GB:647:G:O5'	2.03	0.41
2:GB:708:C:H42	2:GB:723:G:H1	1.67	0.41
2:GB:869:G:H2'	2:GB:870:A:H8	1.85	0.41

Continued on next page...

Continued from previous page...

Atom-1	Atom-2	Interatomic distance (Å)	Clash overlap (Å)
2:GB:1243:G:H2'	2:GB:1244:G:O4'	2.20	0.41
2:GB:1263:U:C4	2:GB:1264:G:C6	3.09	0.41
2:GB:1340:U:OP2	21:ZB:78:LYS:NZ	2.52	0.41
2:GB:1641:A:H3'	2:GB:1642:G:H8	1.86	0.41
2:GB:1641:A:H3'	2:GB:1642:G:C8	2.56	0.41
2:GB:1817:G:C6	2:GB:1818:U:C5	3.09	0.41
2:GB:2167:U:O2'	2:GB:2168:G:O5'	2.39	0.41
2:GB:2251:OMG:H2'	2:GB:2252:G:C8	2.55	0.41
2:GB:2623:G:H4'	2:GB:2825:G:C8	2.56	0.41
2:GB:2843:G:C2	2:GB:2875:C:N3	2.89	0.41
3:HB:11:C:OP2	3:HB:12:C:N4	2.42	0.41
6:KB:75:VAL:HG22	6:KB:76:ARG:H	1.86	0.41
7:LB:91:GLY:HA2	7:LB:92:PRO:HD2	1.74	0.41
9:NB:27:LYS:HE3	9:NB:27:LYS:HB3	1.80	0.41
13:RB:119:GLU:HA	13:RB:137:LYS:HE3	2.02	0.41
24:CC:21:LEU:HD21	24:CC:41:ARG:NH1	2.36	0.41
29:HC:27:PRO:HA	29:HC:28:PRO:HD3	1.92	0.41
35:OC:111:ALA:HB2	35:OC:172:TYR:CD1	2.55	0.41
40:UC:17:SER:O	40:UC:21:LEU:HG	2.21	0.41
42:WC:40:ALA:O	42:WC:42:GLU:N	2.49	0.41
42:WC:83:ILE:HB	42:WC:137:VAL:HG22	2.03	0.41
47:BD:22:ILE:HG22	47:BD:25:ILE:HG13	2.02	0.41
48:CD:40:CYS:HG	48:CD:43:CYS:CB	2.34	0.41
49:DD:24:SER:O	49:DD:27:VAL:N	2.54	0.41
53:HD:25:LYS:HG3	53:HD:26:GLY:H	1.85	0.41
53:HD:61:TYR:HE2	53:HD:63:THR:HG23	1.86	0.41
1:A:87:A:H5''	1:A:88:C:C2	2.57	0.40
1:A:979:C:OP1	1:A:1223:C:N4	2.54	0.40
1:A:1244:C:H2'	1:A:1245:A:C8	2.57	0.40
1:A:1355:G:H1'	1:A:1368:G:N2	2.36	0.40
2:B:238:C:H2'	2:B:239:U:O4'	2.21	0.40
2:B:535:C:O3'	18:R:53:ARG:NH1	2.54	0.40
2:B:660:G:C5	2:B:661:C:C5	3.09	0.40
2:B:1167:U:C2	2:B:1183:G:N2	2.89	0.40
2:B:1323:U:H2'	2:B:1324:G:H5'	2.02	0.40
2:B:1384:A:N3	2:B:1405:U:H1'	2.36	0.40
2:B:1716:U:H2'	2:B:1717:G:C8	2.56	0.40
2:B:2085:C:H2'	2:B:2086:U:O4'	2.20	0.40
2:B:2154:G:H21	2:B:2155:G:H8	1.68	0.40
2:B:2443:C:H2'	2:B:2444:G:H8	1.86	0.40
2:B:2658:C:H2'	2:B:2659:G:O4'	2.22	0.40

Continued on next page...

Continued from previous page...

Atom-1	Atom-2	Interatomic distance (Å)	Clash overlap (Å)
2:B:2753:A:O2'	33:GA:15:LYS:NZ	2.53	0.40
3:C:78:A:N3	3:C:99:A:C6	2.89	0.40
6:F:21:VAL:HA	6:F:22:PRO:HD2	1.85	0.40
6:F:70:ALA:HB3	6:F:72:VAL:HG12	2.03	0.40
7:G:101:LEU:HA	7:G:102:PRO:HD3	1.88	0.40
7:G:117:ARG:O	7:G:121:GLY:N	2.54	0.40
8:H:16:ARG:N	8:H:17:PRO:HD2	2.36	0.40
10:J:127:VAL:HA	10:J:140:LEU:O	2.21	0.40
13:M:94:GLU:HB2	13:M:124:LYS:HB3	2.03	0.40
16:P:49:VAL:HG22	16:P:76:LYS:HZ2	1.86	0.40
17:Q:19:LEU:H	17:Q:19:LEU:HG	1.70	0.40
18:R:88:ILE:H	18:R:88:ILE:HG12	1.65	0.40
19:S:81:TYR:CE1	19:S:83:ARG:NH1	2.89	0.40
21:U:57:LEU:HD12	21:U:78:LYS:HB2	2.02	0.40
21:U:89:ILE:HG22	21:U:92:LEU:HB2	2.02	0.40
22:V:99:CYS:SG	22:V:100:ALA:N	2.94	0.40
26:Z:3:LEU:HD11	26:Z:7:ARG:HH11	1.86	0.40
32:FA:14:VAL:HG22	32:FA:24:ALA:HB2	2.03	0.40
37:MA:11:ARG:HD3	37:MA:15:THR:HB	2.03	0.40
44:TA:6:ILE:HD11	44:TA:23:ILE:HG21	2.02	0.40
47:WA:32:GLU:HG2	47:WA:36:LYS:HD2	2.03	0.40
49:YA:50:HIS:O	49:YA:53:HIS:HB3	2.21	0.40
53:CB:53:ASN:HD22	53:CB:75:ALA:HB1	1.86	0.40
1:FB:238:G:C6	1:FB:239:U:C4	3.09	0.40
1:FB:322:C:N3	1:FB:332:G:N2	2.69	0.40
1:FB:332:G:C4	1:FB:333:G:C8	3.09	0.40
1:FB:1216:G:H5'	48:CD:5:ALA:HB2	2.03	0.40
2:GB:768:G:C4	2:GB:769:G:C8	3.09	0.40
2:GB:778:G:C6	2:GB:779:U:N3	2.90	0.40
2:GB:889:C:O2'	2:GB:890:A:C8	2.74	0.40
2:GB:1013:C:H42	2:GB:1149:G:H1	1.68	0.40
2:GB:1788:C:H2'	2:GB:1789:A:O4'	2.21	0.40
2:GB:1942:5MC:OP2	2:GB:1943:U:O2'	2.27	0.40
2:GB:2723:C:O5'	2:GB:2723:C:H6	2.03	0.40
2:GB:2749:A:N1	2:GB:2750:A:N6	2.69	0.40
2:GB:2784:C:H1'	6:KB:37:ARG:HH22	1.86	0.40
3:HB:58:A:H2'	3:HB:59:A:O4'	2.21	0.40
4:IB:35:A:H61	34:MC:13:A:N6	2.19	0.40
6:KB:21:VAL:HG21	6:KB:173:VAL:HG21	2.03	0.40
7:LB:141:ALA:O	7:LB:144:LYS:HB3	2.21	0.40
9:NB:50:VAL:HG12	9:NB:51:ARG:N	2.36	0.40

Continued on next page...

Continued from previous page...

Atom-1	Atom-2	Interatomic distance (Å)	Clash overlap (Å)
21:ZB:50:LYS:HD2	21:ZB:50:LYS:HA	2.00	0.40
23:BC:152:ALA:HA	23:BC:171:ILE:HD11	2.03	0.40
25:DC:6:GLU:OE1	25:DC:61:ARG:HB3	2.21	0.40
25:DC:81:ARG:HB2	25:DC:81:ARG:NH1	2.32	0.40
27:FC:22:ALA:O	27:FC:26:LEU:N	2.54	0.40
4:NC:20:U:H5	4:NC:59:A:N6	2.19	0.40
35:OC:147:GLU:HG2	35:OC:165:LYS:HB3	2.03	0.40
35:OC:187:VAL:HG13	35:OC:195:ARG:O	2.21	0.40
36:QC:69:LEU:HD22	36:QC:159:PRO:HG3	2.02	0.40
36:QC:114:ARG:HA	36:QC:117:GLU:HB2	2.03	0.40
37:RC:123:GLN:O	37:RC:128:PHE:HB2	2.21	0.40
41:VC:71:PRO:HG2	41:VC:91:VAL:HG11	2.03	0.40
42:WC:5:PRO:HB2	42:WC:32:LYS:NZ	2.36	0.40
42:WC:20:TYR:CE2	42:WC:75:ARG:HD2	2.55	0.40
42:WC:29:SER:HB3	42:WC:32:LYS:HD2	2.02	0.40
45:ZC:122:LYS:HE2	45:ZC:122:LYS:HB3	1.81	0.40
47:BD:14:ARG:HE	47:BD:44:ARG:HH12	1.70	0.40
50:ED:19:ILE:H	50:ED:19:ILE:HG13	1.64	0.40
51:FD:14:LYS:HE3	51:FD:14:LYS:H	1.86	0.40
1:A:737:A:H1'	40:PA:73:ASN:OD1	2.21	0.40
1:A:1430:C:H2'	1:A:1431:C:C6	2.56	0.40
2:B:327:G:C2	2:B:328:U:C2	3.09	0.40
2:B:495:G:H1'	20:T:57:ASN:OD1	2.21	0.40
2:B:681:G:H2'	2:B:682:G:O4'	2.21	0.40
2:B:735:A:H3'	2:B:736:C:C6	2.55	0.40
2:B:882:G:H2'	2:B:883:G:C8	2.56	0.40
2:B:1168:G:C2	2:B:1182:A:C2	3.09	0.40
2:B:1530:G:O6	2:B:1542:G:N2	2.54	0.40
2:B:2166:G:H2'	2:B:2167:U:C6	2.56	0.40
2:B:2563:U:O2	2:B:2565:A:H8	2.04	0.40
2:B:2680:C:H5'	6:F:189:PRO:HA	2.02	0.40
2:B:2764:A:H5'	2:B:2765:A:OP2	2.21	0.40
4:D:19:G:H5'	4:D:20:U:H5	1.86	0.40
6:F:5:LEU:HD11	6:F:79:ARG:HB2	2.04	0.40
12:L:15:GLY:O	12:L:47:ILE:HG13	2.22	0.40
13:M:65:ARG:HG3	13:M:66:GLY:N	2.36	0.40
14:N:25:ASP:OD1	23:W:78:LYS:HA	2.21	0.40
14:N:54:MET:HB2	14:N:54:MET:HE3	1.88	0.40
17:Q:45:PHE:CE2	17:Q:74:ARG:HB3	2.57	0.40
23:W:71:VAL:HG13	23:W:86:VAL:HG12	2.04	0.40
31:EA:47:ARG:HA	31:EA:48:LYS:HZ1	1.84	0.40

Continued on next page...

Continued from previous page...

Atom-1	Atom-2	Interatomic distance (Å)	Clash overlap (Å)
35:JA:111:ALA:HB2	35:JA:172:TYR:CD1	2.55	0.40
39:OA:32:VAL:O	39:OA:43:LEU:HD12	2.20	0.40
42:RA:100:ILE:HA	42:RA:101:PRO:HD3	1.74	0.40
46:VA:8:ASN:HD22	46:VA:8:ASN:C	2.24	0.40
47:WA:49:THR:HB	47:WA:52:GLU:HB2	2.03	0.40
1:FB:421:U:H4'	1:FB:422:C:OP2	2.21	0.40
1:FB:552:U:H1'	46:AD:32:PHE:CE1	2.56	0.40
1:FB:909:A:H8	1:FB:909:A:O5'	2.04	0.40
1:FB:950:U:H2'	1:FB:951:G:H8	1.86	0.40
1:FB:1097:C:H2'	1:FB:1098:C:C6	2.56	0.40
1:FB:1146:A:H2'	1:FB:1147:C:H6	1.86	0.40
1:FB:1151:A:O2'	1:FB:1152:A:H8	2.05	0.40
1:FB:1338:G:C5'	1:FB:1339:A:OP2	2.67	0.40
1:FB:1493:A:C4	2:GB:1913:A:N6	2.89	0.40
1:FB:1523:G:OP1	45:ZC:123:LYS:HE3	2.21	0.40
2:GB:374:A:C2	2:GB:401:A:C4	3.10	0.40
2:GB:615:G:H2'	7:LB:44:ARG:CZ	2.52	0.40
2:GB:1252:G:C2	2:GB:1253:A:C2	3.09	0.40
2:GB:1479:G:H1'	2:GB:1558:A:OP1	2.21	0.40
2:GB:1657:C:P	6:KB:136:ARG:HG2	2.62	0.40
2:GB:1916:A:H2'	2:GB:1917:PSU:O4'	2.21	0.40
2:GB:2076:U:H5	2:GB:2596:U:O2	2.04	0.40
2:GB:2358:G:H22	13:RB:55:ARG:NH1	2.14	0.40
3:HB:46:A:C5	3:HB:47:C:C4	3.09	0.40
6:KB:51:PHE:CD2	6:KB:77:ILE:HD12	2.54	0.40
8:MB:16:ARG:N	8:MB:17:PRO:HD2	2.35	0.40
10:OB:53:ALA:O	10:OB:57:ARG:HG2	2.21	0.40
15:TB:110:PRO:O	15:TB:111:LEU:HD22	2.20	0.40
15:TB:111:LEU:HA	15:TB:111:LEU:HD13	1.62	0.40
22:AC:51:VAL:HG23	22:AC:58:GLY:HA3	2.03	0.40
23:BC:93:ASP:HB2	23:BC:131:ARG:HH12	1.85	0.40
24:CC:4:LYS:HD3	24:CC:7:LEU:HD11	2.03	0.40
33:LC:15:LYS:HE3	33:LC:15:LYS:HB2	1.88	0.40
36:QC:28:PHE:CD2	36:QC:190:THR:HA	2.57	0.40
36:QC:132:LYS:HA	36:QC:135:GLN:HB3	2.02	0.40
42:WC:9:MET:HA	42:WC:12:ARG:HB3	2.02	0.40
46:AD:89:ARG:NH1	46:AD:95:GLY:N	2.69	0.40
48:CD:61:TRP:OXT	48:CD:61:TRP:CG	2.73	0.40
49:DD:50:HIS:O	49:DD:53:HIS:HB3	2.20	0.40
50:ED:69:THR:O	50:ED:69:THR:OG1	2.38	0.40
1:A:69:G:C2	1:A:73:G:C8	3.09	0.40

Continued on next page...

Continued from previous page...

Atom-1	Atom-2	Interatomic distance (Å)	Clash overlap (Å)
1:A:123:C:H5''	1:A:311:C:O2'	2.22	0.40
1:A:358:U:H2'	1:A:359:U:C6	2.56	0.40
1:A:888:G:H3'	1:A:889:A:H2'	2.02	0.40
1:A:950:U:H2'	1:A:951:G:H8	1.86	0.40
1:A:1298:C:H5	41:QA:114:ARG:NH1	2.11	0.40
1:A:1498:UR3:H2'	34:HA:17:U:OP1	2.21	0.40
2:B:295:G:O5'	22:V:1:MET:HG3	2.21	0.40
2:B:374:A:C2	2:B:401:A:C4	3.09	0.40
2:B:720:C:H5''	2:B:721:C:OP2	2.21	0.40
2:B:935:C:H2'	2:B:936:C:C6	2.56	0.40
2:B:945:A:C4	2:B:2448:A:C2	3.09	0.40
2:B:1013:C:H42	2:B:1149:G:H1	1.68	0.40
2:B:1152:C:H5''	18:R:80:ILE:CG2	2.51	0.40
2:B:1181:C:H2'	2:B:1182:A:C8	2.56	0.40
2:B:1191:G:OP1	13:M:32:THR:HB	2.22	0.40
2:B:1550:C:H2'	2:B:1551:C:H6	1.86	0.40
2:B:1779:U:OP2	2:B:1784:A:N6	2.46	0.40
2:B:2029:G:H2'	2:B:2031:A:OP1	2.20	0.40
2:B:2038:G:H2'	2:B:2039:C:C6	2.56	0.40
2:B:2661:G:C6	2:B:2662:A:C6	3.08	0.40
2:B:2723:C:O5'	2:B:2723:C:H6	2.04	0.40
6:F:116:VAL:HG13	6:F:117:MET:N	2.36	0.40
9:I:19:VAL:HG12	9:I:21:PRO:HD3	2.03	0.40
10:J:60:GLU:OE1	10:J:64:GLU:HB3	2.20	0.40
12:L:31:LYS:HE2	12:L:31:LYS:HB2	1.63	0.40
14:N:118:LEU:HD23	14:N:118:LEU:HA	1.86	0.40
15:O:104:ARG:HB3	15:O:107:ASP:OD1	2.21	0.40
17:Q:7:ILE:O	17:Q:10:VAL:N	2.55	0.40
20:T:78:GLU:HG3	20:T:79:GLY:N	2.36	0.40
23:W:102:LEU:HA	23:W:137:ILE:HB	2.03	0.40
25:Y:95:LEU:O	25:Y:98:LEU:N	2.45	0.40
37:MA:131:ARG:HH11	37:MA:131:ARG:HG2	1.86	0.40
43:SA:97:LYS:HE3	43:SA:97:LYS:HB3	1.86	0.40
45:UA:120:ARG:NH1	45:UA:126:ARG:HH11	2.11	0.40
47:WA:87:TYR:HB3	53:CB:73:GLU:HG2	2.02	0.40
1:FB:4:U:H4'	1:FB:5:U:OP2	2.21	0.40
1:FB:91:C:H2'	1:FB:92:G:H8	1.87	0.40
1:FB:137:C:H2'	1:FB:138:G:H8	1.85	0.40
1:FB:321:A:C2	1:FB:333:G:C2	3.10	0.40
1:FB:600:C:H2'	1:FB:601:C:H6	1.87	0.40
1:FB:714:G:H2'	1:FB:715:A:C8	2.56	0.40

Continued on next page...

Continued from previous page...

Atom-1	Atom-2	Interatomic distance (Å)	Clash overlap (Å)
1:FB:875:C:O2'	42:WC:11:THR:HG23	2.21	0.40
1:FB:922:G:N3	1:FB:1398:A:H2	2.20	0.40
1:FB:1058:G:H2'	1:FB:1059:C:O4'	2.21	0.40
1:FB:1060:C:H2'	1:FB:1061:G:C8	2.57	0.40
1:FB:1258:G:H2'	1:FB:1259:C:C6	2.55	0.40
1:FB:1288:A:N3	1:FB:1352:C:O2'	2.46	0.40
1:FB:1434:A:H61	1:FB:1467:G:H1'	1.86	0.40
1:FB:1480:G:N1	1:FB:1481:U:C2	2.90	0.40
2:GB:387:U:H4'	2:GB:388:G:O5'	2.22	0.40
2:GB:394:A:C6	2:GB:395:U:N3	2.89	0.40
2:GB:404:C:O2'	2:GB:405:U:OP2	2.36	0.40
2:GB:530:G:C6	2:GB:2022:U:OP1	2.74	0.40
2:GB:686:G:N3	31:JC:11:LYS:HD2	2.35	0.40
2:GB:720:C:H5''	2:GB:721:C:OP2	2.22	0.40
2:GB:735:A:H3'	2:GB:736:C:C6	2.57	0.40
2:GB:1190:G:H5''	13:RB:32:THR:HA	2.04	0.40
2:GB:1274:A:N3	2:GB:1297:C:H1'	2.37	0.40
2:GB:1344:G:OP1	2:GB:1345:C:H5	2.05	0.40
2:GB:1864:U:OP1	2:GB:2410:G:O2'	2.39	0.40
2:GB:2029:G:C2	2:GB:2033:A:N7	2.89	0.40
2:GB:2489:G:C6	2:GB:2490:G:N1	2.89	0.40
2:GB:2711:A:OP1	2:GB:2712(A):A:P	2.79	0.40
6:KB:37:ARG:HG3	6:KB:44:TYR:CZ	2.57	0.40
14:SB:118:LEU:HD23	14:SB:118:LEU:HA	1.85	0.40
14:SB:138:ASP:OD1	14:SB:138:ASP:N	2.54	0.40
16:UB:62:LYS:HE3	16:UB:62:LYS:HB2	1.90	0.40
23:BC:165:VAL:HB	23:BC:166:SER:H	1.59	0.40
4:NC:15:G:H2'	4:NC:59:A:C2	2.56	0.40
41:VC:78:ARG:HG2	41:VC:79:ARG:NH2	2.36	0.40
42:WC:102:ARG:H	42:WC:102:ARG:HG3	1.53	0.40
45:ZC:34:ASP:O	45:ZC:36:ASP:N	2.54	0.40
45:ZC:120:ARG:NH1	45:ZC:120:ARG:CG	2.85	0.40
50:ED:77:ALA:HB3	50:ED:79:VAL:HG23	2.02	0.40
1:A:91:C:H2'	1:A:92:G:C8	2.57	0.40
1:A:517:G:N2	1:A:533:A:OP2	2.42	0.40
1:A:552:U:H1'	46:VA:32:PHE:CE1	2.57	0.40
1:A:909:A:H2'	1:A:910:C:O4'	2.20	0.40
1:A:998(A):G:H22	1:A:1043:C:N4	2.19	0.40
2:B:65:C:H2'	2:B:66:C:H6	1.86	0.40
2:B:464:U:H2'	2:B:465:G:O4'	2.21	0.40
2:B:900:A:H2'	2:B:901:A:H8	1.82	0.40

Continued on next page...

Continued from previous page...

Atom-1	Atom-2	Interatomic distance (Å)	Clash overlap (Å)
2:B:966:G:O4'	2:B:2267:A:N6	2.54	0.40
2:B:1221(A):C:H2'	2:B:1222:C:C6	2.56	0.40
2:B:1375:C:O5'	2:B:1375:C:H6	2.05	0.40
2:B:1423:G:C4	2:B:1424:G:C8	3.09	0.40
2:B:1789:A:OP1	5:E:222:ARG:HG3	2.21	0.40
2:B:2011:U:H2'	2:B:2012:G:O4'	2.22	0.40
2:B:2149:G:H5'	2:B:2150:U:OP2	2.21	0.40
2:B:2543:G:C6	2:B:2544:G:C6	3.10	0.40
2:B:2850:A:OP2	2:B:2866:U:H5	2.05	0.40
3:C:83:G:H5''	27:AA:52:HIS:NE2	2.36	0.40
5:E:111:LEU:HD12	5:E:115:GLN:OE1	2.22	0.40
5:E:213:ARG:NH2	5:E:218:ARG:HD2	2.37	0.40
6:F:18:ASP:HB3	17:Q:82:LEU:HD11	2.02	0.40
6:F:81:ILE:HD13	6:F:81:ILE:HA	1.84	0.40
7:G:113:ALA:HB1	7:G:186:ILE:HG21	2.03	0.40
10:J:145:VAL:HB	10:J:146:ALA:H	1.48	0.40
11:K:9:VAL:HG11	11:K:39:ARG:HH22	1.86	0.40
11:K:89:LYS:O	11:K:92:ALA:HB3	2.22	0.40
13:M:96:THR:HB	13:M:97:PRO:HD2	2.02	0.40
14:N:76:LYS:HB3	14:N:91:GLU:CG	2.47	0.40
17:Q:85:LYS:O	17:Q:86:ILE:HD13	2.22	0.40
18:R:43:GLY:HA3	19:S:73:SER:HB3	2.03	0.40
18:R:85:LYS:HE3	18:R:116:ALA:O	2.21	0.40
23:W:93:ASP:CB	23:W:131:ARG:HH22	2.34	0.40
26:Z:8:LYS:O	26:Z:11:GLU:HG2	2.20	0.40
27:AA:46:ASN:O	27:AA:49:LYS:N	2.55	0.40
35:JA:147:GLU:HG2	35:JA:165:LYS:HB3	2.02	0.40
36:LA:23:ARG:HH11	36:LA:23:ARG:CB	2.35	0.40
38:NA:106:TYR:HA	38:NA:111:ALA:HB3	2.03	0.40
39:OA:144:THR:HG22	39:OA:147:ASP:OD2	2.21	0.40
41:QA:70:LYS:HG3	41:QA:96:GLN:HB3	2.02	0.40
41:QA:105:VAL:O	41:QA:108:ALA:HB3	2.22	0.40
42:RA:83:ILE:HB	42:RA:137:VAL:HG22	2.04	0.40
46:VA:26:ALA:HA	46:VA:64:TYR:CD2	2.56	0.40
46:VA:77:LEU:HD21	46:VA:107:ALA:HA	2.04	0.40
49:YA:62:GLN:HE21	49:YA:62:GLN:HA	1.85	0.40
2:GB:27:G:C4	2:GB:512:G:N2	2.89	0.40
2:GB:99:U:C6	2:GB:102:G:N1	2.89	0.40
2:GB:1458:C:H4'	2:GB:1459:G:O4'	2.21	0.40
2:GB:1510:A:C4	2:GB:1511:A:C6	3.10	0.40
2:GB:1766:U:H2'	2:GB:1767:C:H6	1.87	0.40

Continued on next page...

Continued from previous page...

Atom-1	Atom-2	Interatomic distance (Å)	Clash overlap (Å)
2:GB:2070:G:H2'	2:GB:2071:A:O4'	2.21	0.40
5:JB:10:THR:HB	5:JB:11:PRO:HD2	2.03	0.40
8:MB:22:ARG:HB2	8:MB:23:PHE:CD2	2.56	0.40
9:NB:3:ARG:NH2	9:NB:5:GLY:H	2.20	0.40
10:OB:123:LEU:HD12	10:OB:144:VAL:HB	2.04	0.40
11:PB:125:GLY:HA3	11:PB:126:PRO:HD2	1.80	0.40
15:TB:97:VAL:HG22	15:TB:114:VAL:HG22	2.03	0.40
18:WB:85:LYS:HE3	18:WB:116:ALA:O	2.21	0.40
19:XB:27:ALA:O	19:XB:64:HIS:NE2	2.53	0.40
26:EC:35:LEU:HD12	26:EC:53:LEU:HD12	2.02	0.40
36:QC:126:GLU:OE1	36:QC:130:ARG:HG3	2.21	0.40
46:AD:27:LEU:HD22	46:AD:98:TYR:CE1	2.56	0.40
48:CD:26:ARG:NH1	48:CD:43:CYS:HB3	2.36	0.40
1:A:137:C:H2'	1:A:138:G:H8	1.86	0.40
1:A:708:C:P	45:UA:85:ARG:HH22	2.44	0.40
1:A:922:G:O2'	1:A:1398:A:N1	2.44	0.40
1:A:943:U:OP2	1:A:943:U:C6	2.75	0.40
1:A:1001:G:N3	1:A:1001:G:H2'	2.37	0.40
1:A:1323:G:H4'	1:A:1362(B):C:C2	2.55	0.40
1:A:1424:C:H2'	1:A:1425:U:O4'	2.22	0.40
2:B:387:U:H4'	2:B:388:G:O5'	2.22	0.40
2:B:431:U:O2'	2:B:432:A:H5'	2.22	0.40
2:B:668:G:C5	2:B:670:A:C5	3.09	0.40
2:B:668:G:C6	2:B:670:A:C4	3.09	0.40
2:B:782:A:O2'	5:E:225:ALA:HB1	2.21	0.40
2:B:1024:G:H8	2:B:1024:G:O5'	2.05	0.40
2:B:1117:G:C6	2:B:1118:C:C4	3.10	0.40
2:B:2026:C:C4	2:B:2027:G:N7	2.89	0.40
2:B:2402:C:O4'	2:B:2403:C:H5	2.04	0.40
2:B:2492:U:C2'	2:B:2493:U:H5'	2.52	0.40
2:B:2516:G:C6	2:B:2517:C:C4	3.09	0.40
2:B:2534:A:C6	2:B:2535:G:C5	3.10	0.40
2:B:2674:G:H4'	12:L:30:ALA:HB2	2.04	0.40
9:I:121:ILE:HD13	9:I:144:VAL:HG11	2.04	0.40
11:K:15:LEU:HG	11:K:135:PRO:HB2	2.03	0.40
13:M:94:GLU:HG3	13:M:124:LYS:HG2	2.04	0.40
18:R:79:PHE:HE1	18:R:110:VAL:HA	1.86	0.40
22:V:19:LYS:HB2	22:V:19:LYS:HE2	1.89	0.40
25:Y:11:ARG:HB2	25:Y:12:PRO:HD2	2.03	0.40
27:AA:37:LEU:HD23	27:AA:37:LEU:HA	1.88	0.40
28:BA:69:LYS:HD3	53:CB:20:LEU:HG	2.03	0.40

Continued on next page...

Continued from previous page...

Atom-1	Atom-2	Interatomic distance (Å)	Clash overlap (Å)
39:OA:139:LEU:HA	39:OA:142:LEU:CD2	2.51	0.40
51:AB:58:GLU:CD	51:AB:75:ARG:HD2	2.42	0.40
54:DB:50:GLU:HG3	54:DB:51:GLU:N	2.37	0.40
1:FB:275:G:H2'	1:FB:276:G:H8	1.86	0.40
1:FB:421:U:C5	37:RC:127:ARG:NH1	2.89	0.40
1:FB:878:G:H5''	42:WC:90:GLY:HA3	2.02	0.40
1:FB:888:G:H3'	1:FB:889:A:H2'	2.04	0.40
1:FB:1068:G:N2	1:FB:1191:A:N3	2.70	0.40
1:FB:1123:A:O2'	1:FB:1124:G:H5'	2.21	0.40
1:FB:1175:G:C2	1:FB:1176:A:C5	3.10	0.40
1:FB:1220:G:H21	53:HD:54:GLY:CA	2.34	0.40
1:FB:1265:G:H2'	1:FB:1266:G:O4'	2.21	0.40
1:FB:1275:A:N6	1:FB:1276:G:O6	2.54	0.40
1:FB:1480:G:H2'	1:FB:1481:U:O4'	2.21	0.40
2:GB:226:G:H1'	2:GB:227:A:N7	2.37	0.40
2:GB:327:G:C2	2:GB:328:U:C2	3.09	0.40
2:GB:853:G:O5'	2:GB:853:G:H8	2.05	0.40
2:GB:1042:G:C6	2:GB:1043:C:C4	3.09	0.40
2:GB:1203:G:N1	2:GB:1241:A:OP2	2.51	0.40
2:GB:1270:C:H5''	2:GB:1271:G:C5'	2.52	0.40
2:GB:1728:G:H3'	2:GB:1729:A:H5''	2.03	0.40
2:GB:1827:C:C2'	2:GB:1828:G:H5'	2.52	0.40
2:GB:1835:G:H5'	2:GB:1836:C:OP2	2.21	0.40
2:GB:2023:G:H4'	2:GB:2617:C:O3'	2.20	0.40
2:GB:2771:C:O5'	2:GB:2771:C:H6	2.04	0.40
5:JB:85:ASP:HB2	5:JB:92:ILE:HD13	2.02	0.40
8:MB:111:LEU:O	8:MB:114:ILE:HG23	2.21	0.40
13:RB:88:LEU:HD23	13:RB:91:PHE:HE2	1.86	0.40
15:TB:28:LEU:HD23	15:TB:28:LEU:HA	1.95	0.40
21:ZB:23:GLU:OE2	21:ZB:25:LYS:HD2	2.22	0.40
23:BC:128:VAL:HG21	23:BC:132:ASN:HB2	2.04	0.40
31:JC:2:LYS:HG3	31:JC:6:GLN:NE2	2.35	0.40
4:NC:28:C:O2'	47:BD:118:ALA:HA	2.21	0.40
4:NC:53:G:C8	4:NC:54:5MU:H72	2.57	0.40
36:QC:98:LEU:HA	36:QC:98:LEU:HD13	1.82	0.40
36:QC:178:ARG:NH2	42:WC:74:PRO:HB3	2.37	0.40
36:QC:193:ASP:HA	36:QC:194:PRO:HD3	1.77	0.40
37:RC:6:HIS:CE1	37:RC:8:ILE:HB	2.57	0.40
38:SC:88:VAL:O	38:SC:90:GLY:N	2.54	0.40
41:VC:146:GLU:HG2	41:VC:149:ARG:HD3	2.04	0.40
49:DD:72:ARG:HG2	49:DD:72:ARG:O	2.21	0.40

All (1) symmetry-related close contacts are listed below. The label for Atom-2 includes the symmetry operator and encoded unit-cell translations to be applied.

Atom-1	Atom-2	Interatomic distance (Å)	Clash overlap (Å)
2:GB:1412:A:O2'	8:MB:9:ARG:NH1[1_655]	1.99	0.21

5.3 Torsion angles [i](#)

5.3.1 Protein backbone [i](#)

In the following table, the Percentiles column shows the percent Ramachandran outliers of the chain as a percentile score with respect to all X-ray entries followed by that with respect to entries of similar resolution.

The Analysed column shows the number of residues for which the backbone conformation was analysed, and the total number of residues.

Mol	Chain	Analysed	Favoured	Allowed	Outliers	Percentiles	
5	E	273/275 (99%)	243 (89%)	24 (9%)	6 (2%)	6	29
5	JB	273/275 (99%)	245 (90%)	22 (8%)	6 (2%)	6	29
6	F	202/206 (98%)	166 (82%)	28 (14%)	8 (4%)	3	18
6	KB	202/206 (98%)	167 (83%)	29 (14%)	6 (3%)	4	23
7	G	200/205 (98%)	173 (86%)	24 (12%)	3 (2%)	10	36
7	LB	200/205 (98%)	172 (86%)	25 (12%)	3 (2%)	10	36
8	H	179/182 (98%)	134 (75%)	37 (21%)	8 (4%)	2	16
8	MB	179/182 (98%)	134 (75%)	37 (21%)	8 (4%)	2	16
9	I	172/180 (96%)	134 (78%)	32 (19%)	6 (4%)	3	21
9	NB	172/180 (96%)	134 (78%)	32 (19%)	6 (4%)	3	21
10	J	144/148 (97%)	111 (77%)	23 (16%)	10 (7%)	1	8
10	OB	144/148 (97%)	111 (77%)	24 (17%)	9 (6%)	1	9
11	K	138/140 (99%)	115 (83%)	17 (12%)	6 (4%)	2	17
11	PB	138/140 (99%)	118 (86%)	15 (11%)	5 (4%)	3	21
12	L	120/122 (98%)	110 (92%)	9 (8%)	1 (1%)	19	51
12	QB	120/122 (98%)	108 (90%)	9 (8%)	3 (2%)	5	26
13	M	148/150 (99%)	126 (85%)	12 (8%)	10 (7%)	1	8
13	RB	148/150 (99%)	124 (84%)	14 (10%)	10 (7%)	1	8
14	N	139/141 (99%)	120 (86%)	17 (12%)	2 (1%)	11	37

Continued on next page...

Continued from previous page...

Mol	Chain	Analysed	Favoured	Allowed	Outliers	Percentiles	
14	SB	139/141 (99%)	121 (87%)	15 (11%)	3 (2%)	6	29
15	O	116/118 (98%)	99 (85%)	12 (10%)	5 (4%)	2	17
15	TB	116/118 (98%)	97 (84%)	13 (11%)	6 (5%)	2	13
16	P	108/112 (96%)	82 (76%)	23 (21%)	3 (3%)	5	24
16	UB	108/112 (96%)	83 (77%)	22 (20%)	3 (3%)	5	24
17	Q	135/146 (92%)	118 (87%)	13 (10%)	4 (3%)	4	23
17	VB	135/146 (92%)	117 (87%)	15 (11%)	3 (2%)	6	29
18	R	115/118 (98%)	106 (92%)	9 (8%)	0	100	100
18	WB	115/118 (98%)	106 (92%)	8 (7%)	1 (1%)	17	49
19	S	99/101 (98%)	85 (86%)	10 (10%)	4 (4%)	3	18
19	XB	99/101 (98%)	84 (85%)	12 (12%)	3 (3%)	4	23
20	T	110/113 (97%)	97 (88%)	11 (10%)	2 (2%)	8	32
20	YB	110/113 (97%)	98 (89%)	12 (11%)	0	100	100
21	U	93/96 (97%)	83 (89%)	8 (9%)	2 (2%)	6	29
21	ZB	93/96 (97%)	85 (91%)	6 (6%)	2 (2%)	6	29
22	AC	105/110 (96%)	83 (79%)	16 (15%)	6 (6%)	1	12
22	V	105/110 (96%)	83 (79%)	14 (13%)	8 (8%)	1	6
23	BC	187/206 (91%)	137 (73%)	43 (23%)	7 (4%)	3	20
23	W	187/206 (91%)	139 (74%)	41 (22%)	7 (4%)	3	20
24	CC	82/85 (96%)	70 (85%)	8 (10%)	4 (5%)	2	14
24	X	82/85 (96%)	71 (87%)	8 (10%)	3 (4%)	3	20
25	DC	95/98 (97%)	87 (92%)	7 (7%)	1 (1%)	14	44
25	Y	95/98 (97%)	86 (90%)	8 (8%)	1 (1%)	14	44
26	EC	68/72 (94%)	61 (90%)	4 (6%)	3 (4%)	2	16
26	Z	68/72 (94%)	59 (87%)	6 (9%)	3 (4%)	2	16
27	AA	58/60 (97%)	44 (76%)	12 (21%)	2 (3%)	3	21
27	FC	58/60 (97%)	45 (78%)	11 (19%)	2 (3%)	3	21
28	BA	67/71 (94%)	43 (64%)	16 (24%)	8 (12%)	0	3
28	GC	67/71 (94%)	44 (66%)	15 (22%)	8 (12%)	0	3
29	CA	57/60 (95%)	50 (88%)	6 (10%)	1 (2%)	8	32
29	HC	57/60 (95%)	49 (86%)	8 (14%)	0	100	100

Continued on next page...

Continued from previous page...

Mol	Chain	Analysed	Favoured	Allowed	Outliers	Percentiles	
30	DA	51/54 (94%)	42 (82%)	8 (16%)	1 (2%)	7	30
30	IC	51/54 (94%)	42 (82%)	8 (16%)	1 (2%)	7	30
31	EA	46/49 (94%)	41 (89%)	5 (11%)	0	100	100
31	JC	46/49 (94%)	38 (83%)	8 (17%)	0	100	100
32	FA	62/65 (95%)	53 (86%)	9 (14%)	0	100	100
32	KC	62/65 (95%)	53 (86%)	9 (14%)	0	100	100
33	GA	35/37 (95%)	24 (69%)	8 (23%)	3 (9%)	1	5
33	LC	35/37 (95%)	24 (69%)	8 (23%)	3 (9%)	1	5
35	JA	108/365 (30%)	84 (78%)	18 (17%)	6 (6%)	2	12
35	KA	53/365 (14%)	31 (58%)	13 (24%)	9 (17%)	0	0
35	OC	108/365 (30%)	83 (77%)	19 (18%)	6 (6%)	2	12
35	PC	53/365 (14%)	31 (58%)	14 (26%)	8 (15%)	0	0
36	LA	232/256 (91%)	176 (76%)	40 (17%)	16 (7%)	1	8
36	QC	232/256 (91%)	174 (75%)	41 (18%)	17 (7%)	1	7
37	MA	204/239 (85%)	166 (81%)	28 (14%)	10 (5%)	2	14
37	RC	204/239 (85%)	167 (82%)	25 (12%)	12 (6%)	1	11
38	NA	206/209 (99%)	162 (79%)	35 (17%)	9 (4%)	2	16
38	SC	206/209 (99%)	158 (77%)	39 (19%)	9 (4%)	2	16
39	OA	149/162 (92%)	126 (85%)	19 (13%)	4 (3%)	5	26
39	TC	149/162 (92%)	124 (83%)	20 (13%)	5 (3%)	3	21
40	PA	99/101 (98%)	81 (82%)	14 (14%)	4 (4%)	3	18
40	UC	99/101 (98%)	82 (83%)	13 (13%)	4 (4%)	3	18
41	QA	153/156 (98%)	121 (79%)	24 (16%)	8 (5%)	2	13
41	VC	153/156 (98%)	121 (79%)	24 (16%)	8 (5%)	2	13
42	RA	136/138 (99%)	106 (78%)	25 (18%)	5 (4%)	3	20
42	WC	136/138 (99%)	106 (78%)	25 (18%)	5 (4%)	3	20
43	SA	125/128 (98%)	91 (73%)	28 (22%)	6 (5%)	2	15
43	XC	125/128 (98%)	93 (74%)	25 (20%)	7 (6%)	2	12
44	TA	96/105 (91%)	72 (75%)	15 (16%)	9 (9%)	0	4
44	YC	96/105 (91%)	75 (78%)	12 (12%)	9 (9%)	0	4
45	UA	114/129 (88%)	87 (76%)	23 (20%)	4 (4%)	3	21

Continued on next page...

Continued from previous page...

Mol	Chain	Analysed	Favoured	Allowed	Outliers	Percentiles	
45	ZC	114/129 (88%)	87 (76%)	24 (21%)	3 (3%)	5	26
46	AD	119/132 (90%)	91 (76%)	20 (17%)	8 (7%)	1	8
46	VA	119/132 (90%)	89 (75%)	22 (18%)	8 (7%)	1	8
47	BD	115/126 (91%)	90 (78%)	18 (16%)	7 (6%)	1	10
47	WA	115/126 (91%)	91 (79%)	18 (16%)	6 (5%)	2	13
48	CD	58/61 (95%)	45 (78%)	12 (21%)	1 (2%)	9	34
48	XA	58/61 (95%)	44 (76%)	13 (22%)	1 (2%)	9	34
49	DD	86/89 (97%)	67 (78%)	16 (19%)	3 (4%)	3	21
49	YA	86/89 (97%)	68 (79%)	14 (16%)	4 (5%)	2	15
50	ED	81/88 (92%)	72 (89%)	8 (10%)	1 (1%)	13	41
50	ZA	81/88 (92%)	71 (88%)	9 (11%)	1 (1%)	13	41
51	AB	97/105 (92%)	78 (80%)	15 (16%)	4 (4%)	3	18
51	FD	97/105 (92%)	81 (84%)	11 (11%)	5 (5%)	2	13
52	BB	68/88 (77%)	63 (93%)	4 (6%)	1 (2%)	10	36
52	GD	68/88 (77%)	61 (90%)	5 (7%)	2 (3%)	4	24
53	CB	81/93 (87%)	58 (72%)	16 (20%)	7 (9%)	1	5
53	HD	81/93 (87%)	58 (72%)	17 (21%)	6 (7%)	1	7
54	DB	97/106 (92%)	79 (81%)	11 (11%)	7 (7%)	1	7
54	ID	97/106 (92%)	79 (81%)	12 (12%)	6 (6%)	1	10
55	EB	22/27 (82%)	18 (82%)	2 (9%)	2 (9%)	1	4
55	JD	22/27 (82%)	18 (82%)	2 (9%)	2 (9%)	1	4
All	All	11806/13576 (87%)	9599 (81%)	1713 (14%)	494 (4%)	3	18

All (494) Ramachandran outliers are listed below:

Mol	Chain	Res	Type
5	E	122	ASP
7	G	130	ALA
8	H	12	TYR
8	H	43	LEU
8	H	47	LYS
11	K	111	PRO
13	M	29	LYS
15	O	2	ARG
22	V	92	ASN

Continued on next page...

Continued from previous page...

Mol	Chain	Res	Type
24	X	43	THR
24	X	84	LEU
25	Y	3	LYS
26	Z	42	GLY
26	Z	43	GLN
26	Z	48	HIS
27	AA	38	GLU
28	BA	22	ILE
28	BA	52	THR
28	BA	56	VAL
35	JA	207	PRO
35	KA	323	ASN
35	KA	329	LEU
36	LA	17	PHE
36	LA	103	THR
36	LA	104	ASN
36	LA	124	SER
36	LA	165	VAL
37	MA	26	LYS
37	MA	100	ALA
38	NA	5	ILE
42	RA	42	GLU
43	SA	41	VAL
45	UA	89	ALA
45	UA	124	LYS
47	WA	3	ARG
52	BB	36	ASN
53	CB	9	VAL
53	CB	66	MET
54	DB	94	ALA
54	DB	99	LEU
5	JB	122	ASP
7	LB	130	ALA
8	MB	12	TYR
8	MB	43	LEU
8	MB	47	LYS
11	PB	111	PRO
13	RB	29	LYS
22	AC	92	ASN
24	CC	43	THR
24	CC	84	LEU
25	DC	3	LYS

Continued on next page...

Continued from previous page...

Mol	Chain	Res	Type
26	EC	42	GLY
26	EC	43	GLN
27	FC	38	GLU
28	GC	22	ILE
28	GC	52	THR
28	GC	56	VAL
35	OC	207	PRO
35	PC	323	ASN
35	PC	329	LEU
36	QC	17	PHE
36	QC	103	THR
36	QC	104	ASN
36	QC	124	SER
36	QC	165	VAL
37	RC	26	LYS
38	SC	5	ILE
42	WC	42	GLU
43	XC	41	VAL
45	ZC	89	ALA
45	ZC	124	LYS
47	BD	3	ARG
52	GD	36	ASN
53	HD	66	MET
54	ID	94	ALA
54	ID	99	LEU
5	E	26	LYS
5	E	236	GLY
7	G	7	TYR
8	H	14	GLU
8	H	63	ILE
8	H	163	ALA
9	I	21	PRO
9	I	47	GLU
10	J	42	SER
10	J	122	GLU
10	J	145	VAL
12	L	27	GLY
13	M	44	GLY
14	N	15	GLY
15	O	107	ASP
17	Q	18	ASP
19	S	64	HIS

Continued on next page...

Continued from previous page...

Mol	Chain	Res	Type
22	V	2	ARG
22	V	19	LYS
22	V	41	GLY
22	V	94	LYS
22	V	105	ALA
23	W	22	GLY
23	W	65	GLN
23	W	111	VAL
24	X	83	PRO
28	BA	38	LYS
28	BA	55	ARG
30	DA	32	ASN
33	GA	16	VAL
35	JA	143	ARG
35	KA	314	GLN
35	KA	324	LEU
35	KA	328	ARG
36	LA	150	SER
36	LA	208	ILE
37	MA	141	VAL
37	MA	172	ARG
38	NA	4	TYR
39	OA	65	ASN
40	PA	38	GLU
40	PA	42	GLU
41	QA	4	ARG
43	SA	70	LYS
43	SA	124	GLN
44	TA	16	LEU
46	VA	18	VAL
46	VA	26	ALA
46	VA	123	LYS
47	WA	42	ALA
47	WA	100	GLY
47	WA	116	THR
49	YA	80	ALA
51	AB	77	VAL
51	AB	99	SER
53	CB	11	VAL
54	DB	102	GLY
5	JB	26	LYS
8	MB	14	GLU

Continued on next page...

Continued from previous page...

Mol	Chain	Res	Type
8	MB	50	ALA
8	MB	63	ILE
8	MB	163	ALA
9	NB	21	PRO
9	NB	47	GLU
10	OB	12	LEU
10	OB	42	SER
10	OB	122	GLU
10	OB	145	VAL
12	QB	27	GLY
13	RB	43	GLY
13	RB	44	GLY
13	RB	76	LYS
15	TB	2	ARG
15	TB	107	ASP
17	VB	18	ASP
19	XB	64	HIS
22	AC	19	LYS
22	AC	105	ALA
23	BC	22	GLY
23	BC	65	GLN
23	BC	111	VAL
24	CC	83	PRO
26	EC	48	HIS
28	GC	38	LYS
28	GC	55	ARG
30	IC	32	ASN
33	LC	16	VAL
35	OC	143	ARG
35	PC	314	GLN
35	PC	324	LEU
35	PC	328	ARG
36	QC	208	ILE
37	RC	3	ASN
37	RC	100	ALA
37	RC	141	VAL
37	RC	172	ARG
38	SC	4	TYR
39	TC	65	ASN
40	UC	38	GLU
40	UC	42	GLU
41	VC	4	ARG

Continued on next page...

Continued from previous page...

Mol	Chain	Res	Type
41	VC	54	THR
43	XC	70	LYS
43	XC	124	GLN
44	YC	16	LEU
46	AD	18	VAL
46	AD	26	ALA
46	AD	123	LYS
47	BD	42	ALA
47	BD	100	GLY
47	BD	116	THR
49	DD	80	ALA
51	FD	77	VAL
51	FD	99	SER
53	HD	9	VAL
53	HD	11	VAL
54	ID	102	GLY
6	F	94	GLU
6	F	132	HIS
7	G	190	GLU
8	H	50	ALA
9	I	17	VAL
9	I	101	ARG
10	J	12	LEU
10	J	135	GLU
11	K	126	PRO
13	M	43	GLY
13	M	76	LYS
13	M	117	GLU
17	Q	126	ALA
19	S	29	PRO
19	S	78	LYS
23	W	21	ALA
35	JA	139	ALA
36	LA	16	HIS
36	LA	237	ALA
37	MA	3	ASN
37	MA	30	ARG
37	MA	60	ALA
38	NA	32	ALA
38	NA	42	GLN
41	QA	54	THR
41	QA	85	TYR

Continued on next page...

Continued from previous page...

Mol	Chain	Res	Type
41	QA	89	MET
42	RA	41	ARG
42	RA	127	LEU
44	TA	33	GLN
44	TA	78	ASN
44	TA	93	GLY
46	VA	51	ALA
47	WA	97	PRO
49	YA	23	GLY
49	YA	79	ARG
51	AB	97	SER
53	CB	25	LYS
53	CB	31	ILE
54	DB	95	ALA
6	KB	132	HIS
6	KB	135	HIS
7	LB	7	TYR
7	LB	190	GLU
9	NB	17	VAL
9	NB	101	ARG
10	OB	135	GLU
11	PB	41	ASP
11	PB	126	PRO
13	RB	38	GLN
13	RB	117	GLU
17	VB	55	ASN
17	VB	126	ALA
21	ZB	22	ALA
22	AC	41	GLY
22	AC	94	LYS
23	BC	13	GLU
28	GC	49	PHE
35	OC	139	ALA
36	QC	16	HIS
36	QC	125	PRO
36	QC	150	SER
36	QC	194	PRO
36	QC	237	ALA
37	RC	30	ARG
37	RC	60	ALA
38	SC	32	ALA
38	SC	42	GLN

Continued on next page...

Continued from previous page...

Mol	Chain	Res	Type
41	VC	89	MET
42	WC	127	LEU
44	YC	33	GLN
44	YC	78	ASN
44	YC	93	GLY
46	AD	51	ALA
46	AD	62	SER
47	BD	97	PRO
53	HD	25	LYS
53	HD	31	ILE
54	ID	95	ALA
5	E	268	ARG
6	F	52	LEU
10	J	127	VAL
11	K	41	ASP
11	K	76	SER
14	N	70	PRO
15	O	117	VAL
20	T	60	ASN
21	U	40	LYS
23	W	13	GLU
23	W	141	VAL
28	BA	49	PHE
33	GA	7	VAL
35	JA	160	LYS
35	KA	311	ASN
35	KA	315	GLY
35	KA	321	ARG
36	LA	10	LEU
36	LA	125	PRO
36	LA	158	LEU
36	LA	194	PRO
37	MA	127	ARG
37	MA	139	GLN
38	NA	22	LYS
38	NA	46	LYS
39	OA	11	ILE
39	OA	74	GLY
41	QA	16	LEU
41	QA	79	ARG
44	TA	37	PRO
45	UA	101	SER

Continued on next page...

Continued from previous page...

Mol	Chain	Res	Type
46	VA	62	SER
50	ZA	81	ARG
51	AB	98	LEU
55	EB	6	ARG
5	JB	268	ARG
6	KB	52	LEU
6	KB	94	GLU
12	QB	112	MET
13	RB	91	PHE
14	SB	15	GLY
19	XB	29	PRO
35	OC	160	LYS
35	PC	311	ASN
35	PC	315	GLY
35	PC	321	ARG
36	QC	126	GLU
36	QC	158	LEU
37	RC	127	ARG
38	SC	22	LYS
38	SC	46	LYS
39	TC	11	ILE
39	TC	74	GLY
41	VC	16	LEU
41	VC	79	ARG
41	VC	85	TYR
42	WC	41	ARG
44	YC	27	ALA
44	YC	37	PRO
44	YC	88	LEU
45	ZC	101	SER
49	DD	23	GLY
49	DD	79	ARG
50	ED	81	ARG
51	FD	14	LYS
51	FD	97	SER
51	FD	98	LEU
55	JD	6	ARG
6	F	179	GLU
8	H	138	GLN
11	K	51	PHE
13	M	88	LEU
13	M	91	PHE

Continued on next page...

Continued from previous page...

Mol	Chain	Res	Type
15	O	39	PRO
16	P	33	LYS
16	P	61	ASN
16	P	93	LYS
17	Q	55	ASN
17	Q	58	ASN
20	T	64	MET
21	U	22	ALA
23	W	157	LEU
36	LA	126	GLU
38	NA	88	VAL
40	PA	62	TRP
41	QA	17	VAL
43	SA	54	ASP
43	SA	96	LEU
43	SA	107	ARG
44	TA	27	ALA
44	TA	77	PRO
46	VA	25	PRO
54	DB	71	THR
54	DB	93	GLU
5	JB	236	GLY
8	MB	138	GLN
10	OB	30	LEU
11	PB	76	SER
13	RB	88	LEU
14	SB	70	PRO
14	SB	110	THR
15	TB	39	PRO
15	TB	56	LYS
15	TB	117	VAL
16	UB	33	LYS
16	UB	61	ASN
16	UB	93	LYS
18	WB	93	LYS
23	BC	21	ALA
23	BC	141	VAL
23	BC	157	LEU
28	GC	50	VAL
33	LC	7	VAL
36	QC	10	LEU
37	RC	139	GLN

Continued on next page...

Continued from previous page...

Mol	Chain	Res	Type
40	UC	62	TRP
43	XC	96	LEU
43	XC	107	ARG
44	YC	77	PRO
46	AD	25	PRO
46	AD	86	ARG
47	BD	23	TYR
54	ID	93	GLU
5	E	125	ILE
6	F	133	LYS
10	J	81	VAL
10	J	92	VAL
13	M	38	GLN
22	V	103	GLY
28	BA	50	VAL
29	CA	42	PRO
35	KA	358	GLU
36	LA	228	GLY
38	NA	147	ALA
42	RA	3	THR
44	TA	88	LEU
45	UA	117	ASN
46	VA	119	LYS
46	VA	125	PRO
47	WA	40	ASN
9	NB	24	VAL
10	OB	81	VAL
10	OB	127	VAL
21	ZB	40	LYS
22	AC	103	GLY
35	OC	105	PRO
36	QC	228	GLY
37	RC	82	GLU
38	SC	9	CYS
38	SC	88	VAL
41	VC	17	VAL
42	WC	54	ASP
43	XC	54	ASP
43	XC	58	ARG
46	AD	125	PRO
52	GD	23	LYS
6	F	56	PRO

Continued on next page...

Continued from previous page...

Mol	Chain	Res	Type
10	J	106	GLY
28	BA	19	GLY
35	JA	105	PRO
36	LA	231	GLU
53	CB	59	PRO
9	NB	37	VAL
10	OB	106	GLY
13	RB	122	PRO
15	TB	32	GLY
28	GC	19	GLY
47	BD	40	ASN
53	HD	59	PRO
6	F	130	GLY
6	F	172	VAL
9	I	24	VAL
9	I	37	VAL
11	K	135	PRO
15	O	32	GLY
37	MA	14	ILE
42	RA	128	GLY
54	DB	47	GLY
6	KB	56	PRO
6	KB	130	GLY
11	PB	135	PRO
12	QB	93	PRO
35	OC	121	GLY
36	QC	231	GLU
37	RC	14	ILE
39	TC	154	GLY
40	UC	81	ILE
42	WC	128	GLY
54	ID	47	GLY
5	E	256	GLY
13	M	122	PRO
27	AA	59	VAL
33	GA	10	ILE
44	TA	74	ILE
48	XA	14	PRO
49	YA	86	GLY
53	CB	76	PRO
5	JB	125	ILE
5	JB	256	GLY

Continued on next page...

Continued from previous page...

Mol	Chain	Res	Type
33	LC	10	ILE
36	QC	127	ILE
38	SC	90	GLY
48	CD	14	PRO
22	V	45	VAL
35	JA	121	GLY
38	NA	40	PRO
39	OA	154	GLY
40	PA	81	ILE
41	QA	112	PRO
24	CC	73	GLY
27	FC	59	VAL
44	YC	74	ILE
10	J	134	PRO
19	S	79	VAL
55	EB	19	GLY
19	XB	61	VAL
37	RC	66	VAL
39	TC	85	GLY
41	VC	112	PRO
55	JD	19	GLY
13	M	72	PRO
13	RB	72	PRO

5.3.2 Protein sidechains [i](#)

In the following table, the Percentiles column shows the percent sidechain outliers of the chain as a percentile score with respect to all X-ray entries followed by that with respect to entries of similar resolution.

The Analysed column shows the number of residues for which the sidechain conformation was analysed, and the total number of residues.

Mol	Chain	Analysed	Rotameric	Outliers	Percentiles
5	E	217/217 (100%)	177 (82%)	40 (18%)	1 5
5	JB	217/217 (100%)	176 (81%)	41 (19%)	1 4
6	F	165/166 (99%)	139 (84%)	26 (16%)	2 10
6	KB	165/166 (99%)	139 (84%)	26 (16%)	2 10
7	G	161/162 (99%)	136 (84%)	25 (16%)	2 11
7	LB	161/162 (99%)	134 (83%)	27 (17%)	2 8

Continued on next page...

Continued from previous page...

Mol	Chain	Analysed	Rotameric	Outliers	Percentiles	
8	H	154/156 (99%)	121 (79%)	33 (21%)	1	3
8	MB	154/156 (99%)	121 (79%)	33 (21%)	1	3
9	I	144/148 (97%)	123 (85%)	21 (15%)	3	12
9	NB	144/148 (97%)	122 (85%)	22 (15%)	2	11
10	J	122/124 (98%)	95 (78%)	27 (22%)	1	2
10	OB	122/124 (98%)	94 (77%)	28 (23%)	1	2
11	K	119/119 (100%)	99 (83%)	20 (17%)	2	8
11	PB	119/119 (100%)	98 (82%)	21 (18%)	2	6
12	L	100/100 (100%)	88 (88%)	12 (12%)	5	19
12	QB	100/100 (100%)	87 (87%)	13 (13%)	4	16
13	M	116/116 (100%)	86 (74%)	30 (26%)	0	2
13	RB	116/116 (100%)	86 (74%)	30 (26%)	0	2
14	N	111/111 (100%)	94 (85%)	17 (15%)	2	11
14	SB	111/111 (100%)	94 (85%)	17 (15%)	2	11
15	O	101/101 (100%)	83 (82%)	18 (18%)	2	6
15	TB	101/101 (100%)	84 (83%)	17 (17%)	2	8
16	P	87/88 (99%)	72 (83%)	15 (17%)	2	8
16	UB	87/88 (99%)	73 (84%)	14 (16%)	2	10
17	Q	121/128 (94%)	97 (80%)	24 (20%)	1	4
17	VB	121/128 (94%)	96 (79%)	25 (21%)	1	3
18	R	93/94 (99%)	82 (88%)	11 (12%)	5	19
18	WB	93/94 (99%)	82 (88%)	11 (12%)	5	19
19	S	82/82 (100%)	64 (78%)	18 (22%)	1	3
19	XB	82/82 (100%)	64 (78%)	18 (22%)	1	3
20	T	91/92 (99%)	78 (86%)	13 (14%)	3	13
20	YB	91/92 (99%)	79 (87%)	12 (13%)	4	15
21	U	77/78 (99%)	70 (91%)	7 (9%)	9	32
21	ZB	77/78 (99%)	68 (88%)	9 (12%)	5	20
22	AC	87/91 (96%)	71 (82%)	16 (18%)	1	5
22	V	87/91 (96%)	71 (82%)	16 (18%)	1	5
23	BC	163/179 (91%)	133 (82%)	30 (18%)	1	5

Continued on next page...

Continued from previous page...

Mol	Chain	Analysed	Rotameric	Outliers	Percentiles	
23	W	163/179 (91%)	133 (82%)	30 (18%)	1	5
24	CC	66/67 (98%)	54 (82%)	12 (18%)	1	6
24	X	66/67 (98%)	53 (80%)	13 (20%)	1	4
25	DC	81/83 (98%)	64 (79%)	17 (21%)	1	3
25	Y	81/83 (98%)	67 (83%)	14 (17%)	2	7
26	EC	66/67 (98%)	60 (91%)	6 (9%)	9	32
26	Z	66/67 (98%)	59 (89%)	7 (11%)	6	24
27	AA	52/52 (100%)	38 (73%)	14 (27%)	0	1
27	FC	52/52 (100%)	37 (71%)	15 (29%)	0	1
28	BA	59/63 (94%)	44 (75%)	15 (25%)	0	2
28	GC	59/63 (94%)	44 (75%)	15 (25%)	0	2
29	CA	51/52 (98%)	43 (84%)	8 (16%)	2	10
29	HC	51/52 (98%)	43 (84%)	8 (16%)	2	10
30	DA	51/52 (98%)	41 (80%)	10 (20%)	1	4
30	IC	51/52 (98%)	41 (80%)	10 (20%)	1	4
31	EA	41/42 (98%)	33 (80%)	8 (20%)	1	4
31	JC	41/42 (98%)	33 (80%)	8 (20%)	1	4
32	FA	54/55 (98%)	50 (93%)	4 (7%)	13	42
32	KC	54/55 (98%)	49 (91%)	5 (9%)	9	31
33	GA	34/34 (100%)	33 (97%)	1 (3%)	42	69
33	LC	34/34 (100%)	33 (97%)	1 (3%)	42	69
35	JA	85/305 (28%)	68 (80%)	17 (20%)	1	3
35	KA	50/305 (16%)	38 (76%)	12 (24%)	0	2
35	OC	85/305 (28%)	68 (80%)	17 (20%)	1	3
35	PC	50/305 (16%)	38 (76%)	12 (24%)	0	2
36	LA	202/220 (92%)	156 (77%)	46 (23%)	1	2
36	QC	202/220 (92%)	154 (76%)	48 (24%)	0	2
37	MA	160/188 (85%)	137 (86%)	23 (14%)	3	13
37	RC	160/188 (85%)	138 (86%)	22 (14%)	3	14
38	NA	180/181 (99%)	155 (86%)	25 (14%)	3	13
38	SC	180/181 (99%)	155 (86%)	25 (14%)	3	13

Continued on next page...

Continued from previous page...

Mol	Chain	Analysed	Rotameric	Outliers	Percentiles	
39	OA	116/123 (94%)	93 (80%)	23 (20%)	1	4
39	TC	116/123 (94%)	94 (81%)	22 (19%)	1	4
40	PA	90/90 (100%)	79 (88%)	11 (12%)	5	18
40	UC	90/90 (100%)	78 (87%)	12 (13%)	4	15
41	QA	126/127 (99%)	105 (83%)	21 (17%)	2	8
41	VC	126/127 (99%)	105 (83%)	21 (17%)	2	8
42	RA	119/119 (100%)	105 (88%)	14 (12%)	5	19
42	WC	119/119 (100%)	106 (89%)	13 (11%)	6	23
43	SA	98/99 (99%)	79 (81%)	19 (19%)	1	4
43	XC	98/99 (99%)	79 (81%)	19 (19%)	1	4
44	TA	88/92 (96%)	72 (82%)	16 (18%)	1	6
44	YC	88/92 (96%)	71 (81%)	17 (19%)	1	4
45	UA	88/99 (89%)	77 (88%)	11 (12%)	4	17
45	ZC	88/99 (89%)	77 (88%)	11 (12%)	4	17
46	AD	102/108 (94%)	84 (82%)	18 (18%)	2	6
46	VA	102/108 (94%)	84 (82%)	18 (18%)	2	6
47	BD	94/101 (93%)	74 (79%)	20 (21%)	1	3
47	WA	94/101 (93%)	74 (79%)	20 (21%)	1	3
48	CD	49/50 (98%)	42 (86%)	7 (14%)	3	13
48	XA	49/50 (98%)	42 (86%)	7 (14%)	3	13
49	DD	79/80 (99%)	62 (78%)	17 (22%)	1	3
49	YA	79/80 (99%)	62 (78%)	17 (22%)	1	3
50	ED	72/74 (97%)	60 (83%)	12 (17%)	2	8
50	ZA	72/74 (97%)	61 (85%)	11 (15%)	2	11
51	AB	94/97 (97%)	77 (82%)	17 (18%)	1	6
51	FD	94/97 (97%)	76 (81%)	18 (19%)	1	4
52	BB	61/77 (79%)	49 (80%)	12 (20%)	1	4
52	GD	61/77 (79%)	50 (82%)	11 (18%)	1	6
53	CB	72/80 (90%)	57 (79%)	15 (21%)	1	3
53	HD	72/80 (90%)	58 (81%)	14 (19%)	1	4
54	DB	76/82 (93%)	66 (87%)	10 (13%)	4	15

Continued on next page...

Continued from previous page...

Mol	Chain	Analysed	Rotameric	Outliers	Percentiles	
54	ID	76/82 (93%)	66 (87%)	10 (13%)	4	15
55	EB	19/22 (86%)	15 (79%)	4 (21%)	1	3
55	JD	19/22 (86%)	15 (79%)	4 (21%)	1	3
All	All	9972/11276 (88%)	8229 (82%)	1743 (18%)	2	7

All (1743) residues with a non-rotameric sidechain are listed below:

Mol	Chain	Res	Type
5	E	12	SER
5	E	23	GLU
5	E	26	LYS
5	E	30	GLU
5	E	37	LEU
5	E	52	ARG
5	E	59	LYS
5	E	68	LYS
5	E	69	ARG
5	E	73	VAL
5	E	87	ASN
5	E	92	ILE
5	E	94	LEU
5	E	99	ASP
5	E	116	GLN
5	E	131	LEU
5	E	138	VAL
5	E	141	VAL
5	E	150	LYS
5	E	155	LEU
5	E	157	ARG
5	E	168	ARG
5	E	171	ASP
5	E	173	VAL
5	E	183	ARG
5	E	200	ASP
5	E	212	SER
5	E	215	LEU
5	E	217	ARG
5	E	220	HIS
5	E	221	VAL
5	E	229	VAL
5	E	230	ASP

Continued on next page...

Continued from previous page...

Mol	Chain	Res	Type
5	E	237	GLU
5	E	242	ARG
5	E	263	ARG
5	E	266	SER
5	E	271	ILE
5	E	274	ARG
5	E	275	LYS
6	F	1	MET
6	F	9	VAL
6	F	13	ARG
6	F	21	VAL
6	F	38	THR
6	F	40	GLU
6	F	49	LEU
6	F	69	LYS
6	F	79	ARG
6	F	83	ASP
6	F	84	PHE
6	F	91	VAL
6	F	92	THR
6	F	117	MET
6	F	119	ARG
6	F	129	HIS
6	F	146	THR
6	F	149	ARG
6	F	154	LYS
6	F	160	TYR
6	F	163	GLU
6	F	167	VAL
6	F	173	VAL
6	F	192	ASN
6	F	195	LEU
6	F	199	ARG
7	G	6	MET
7	G	7	TYR
7	G	15	SER
7	G	17	ARG
7	G	33	LEU
7	G	38	ARG
7	G	51	THR
7	G	56	GLU
7	G	57	VAL

Continued on next page...

Continued from previous page...

Mol	Chain	Res	Type
7	G	64	ILE
7	G	70	THR
7	G	72	ARG
7	G	74	ARG
7	G	84	VAL
7	G	100	THR
7	G	110	LEU
7	G	116	ASP
7	G	132	VAL
7	G	144	LYS
7	G	160	ASN
7	G	176	LEU
7	G	182	ASN
7	G	183	VAL
7	G	192	LEU
7	G	195	ASP
8	H	7	LEU
8	H	28	VAL
8	H	38	VAL
8	H	43	LEU
8	H	48	GLU
8	H	49	ASP
8	H	51	ARG
8	H	52	ILE
8	H	53	LEU
8	H	54	GLU
8	H	60	LEU
8	H	70	VAL
8	H	71	THR
8	H	77	ILE
8	H	78	SER
8	H	82	LEU
8	H	103	LEU
8	H	111	LEU
8	H	115	ARG
8	H	116	ASP
8	H	123	ASN
8	H	130	ASN
8	H	135	LEU
8	H	136	ARG
8	H	139	LEU
8	H	143	GLU

Continued on next page...

Continued from previous page...

Mol	Chain	Res	Type
8	H	144	ILE
8	H	146	TYR
8	H	156	ASP
8	H	157	ILE
8	H	159	VAL
8	H	161	THR
8	H	170	ARG
9	I	3	ARG
9	I	17	VAL
9	I	24	VAL
9	I	27	LYS
9	I	33	LEU
9	I	40	GLU
9	I	53	GLU
9	I	58	GLU
9	I	61	HIS
9	I	71	LEU
9	I	83	TYR
9	I	84	SER
9	I	98	LEU
9	I	106	THR
9	I	114	VAL
9	I	122	THR
9	I	131	VAL
9	I	136	ILE
9	I	143	GLN
9	I	144	VAL
9	I	169	VAL
10	J	1	MET
10	J	5	LEU
10	J	7	GLU
10	J	9	LEU
10	J	10	GLU
10	J	19	VAL
10	J	22	LYS
10	J	41	GLU
10	J	43	ASN
10	J	47	LEU
10	J	48	GLU
10	J	61	ARG
10	J	67	ARG
10	J	73	GLU

Continued on next page...

Continued from previous page...

Mol	Chain	Res	Type
10	J	77	LEU
10	J	88	ILE
10	J	96	ASP
10	J	101	LEU
10	J	107	ILE
10	J	108	THR
10	J	109	ILE
10	J	117	GLU
10	J	121	LYS
10	J	128	LEU
10	J	140	LEU
10	J	144	VAL
10	J	145	VAL
11	K	1	MET
11	K	7	LYS
11	K	8	GLN
11	K	9	VAL
11	K	28	THR
11	K	32	THR
11	K	34	LEU
11	K	43	THR
11	K	48	MET
11	K	55	VAL
11	K	62	VAL
11	K	63	THR
11	K	67	LEU
11	K	73	THR
11	K	85	ILE
11	K	91	LEU
11	K	96	GLU
11	K	115	ARG
11	K	130	HIS
11	K	131	GLN
12	L	17	ARG
12	L	21	CYS
12	L	38	VAL
12	L	53	LYS
12	L	65	THR
12	L	69	VAL
12	L	75	SER
12	L	82	ASN
12	L	89	ASN

Continued on next page...

Continued from previous page...

Mol	Chain	Res	Type
12	L	99	PHE
12	L	113	LYS
12	L	114	ILE
13	M	2	LYS
13	M	5	ASP
13	M	14	LYS
13	M	16	ARG
13	M	19	VAL
13	M	45	LEU
13	M	57	THR
13	M	59	LEU
13	M	61	ARG
13	M	65	ARG
13	M	67	MET
13	M	71	VAL
13	M	75	ILE
13	M	77	ARG
13	M	79	ARG
13	M	81	GLN
13	M	88	LEU
13	M	90	ARG
13	M	91	PHE
13	M	92	GLU
13	M	99	LEU
13	M	105	LEU
13	M	112	LEU
13	M	114	ILE
13	M	117	GLU
13	M	125	VAL
13	M	126	VAL
13	M	136	GLU
13	M	146	VAL
13	M	149	GLU
14	N	8	LYS
14	N	10	ARG
14	N	12	GLN
14	N	16	ARG
14	N	17	LEU
14	N	21	THR
14	N	35	VAL
14	N	55	VAL
14	N	56	ARG

Continued on next page...

Continued from previous page...

Mol	Chain	Res	Type
14	N	58	PHE
14	N	68	ILE
14	N	82	ARG
14	N	96	VAL
14	N	101	ARG
14	N	110	THR
14	N	131	ILE
14	N	138	ASP
15	O	6	SER
15	O	15	SER
15	O	20	LEU
15	O	23	ASN
15	O	24	GLN
15	O	28	LEU
15	O	29	LEU
15	O	35	THR
15	O	44	LEU
15	O	65	LEU
15	O	67	LEU
15	O	72	ASP
15	O	76	VAL
15	O	82	GLU
15	O	102	GLU
15	O	103	ARG
15	O	105	ARG
15	O	111	LEU
16	P	13	ARG
16	P	21	THR
16	P	28	VAL
16	P	34	HIS
16	P	35	ILE
16	P	36	TYR
16	P	42	ASP
16	P	44	LYS
16	P	49	VAL
16	P	59	LYS
16	P	67	ARG
16	P	78	LEU
16	P	92	TYR
16	P	98	VAL
16	P	111	GLU
17	Q	1	MET

Continued on next page...

Continued from previous page...

Mol	Chain	Res	Type
17	Q	3	ARG
17	Q	6	LEU
17	Q	12	SER
17	Q	17	THR
17	Q	18	ASP
17	Q	19	LEU
17	Q	50	ILE
17	Q	51	ARG
17	Q	53	ARG
17	Q	54	ARG
17	Q	57	PHE
17	Q	59	THR
17	Q	64	ARG
17	Q	72	VAL
17	Q	74	ARG
17	Q	102	ILE
17	Q	105	LEU
17	Q	106	SER
17	Q	115	ARG
17	Q	119	LYS
17	Q	124	ASP
17	Q	128	GLU
17	Q	129	ARG
18	R	11	ARG
18	R	15	LYS
18	R	18	LEU
18	R	36	ARG
18	R	70	ARG
18	R	72	HIS
18	R	74	LEU
18	R	88	ILE
18	R	97	ASP
18	R	101	ARG
18	R	108	GLU
19	S	7	THR
19	S	19	LYS
19	S	26	ASP
19	S	32	THR
19	S	33	VAL
19	S	38	LEU
19	S	46	VAL
19	S	51	VAL

Continued on next page...

Continued from previous page...

Mol	Chain	Res	Type
19	S	53	GLU
19	S	56	SER
19	S	61	VAL
19	S	68	LYS
19	S	71	LEU
19	S	73	SER
19	S	79	VAL
19	S	82	ARG
19	S	88	ARG
19	S	95	LEU
20	T	11	ARG
20	T	19	LEU
20	T	28	SER
20	T	33	ARG
20	T	35	ILE
20	T	39	THR
20	T	63	ASP
20	T	78	GLU
20	T	84	ARG
20	T	86	LEU
20	T	101	SER
20	T	107	LEU
20	T	111	HIS
21	U	23	GLU
21	U	30	VAL
21	U	51	VAL
21	U	53	LYS
21	U	54	VAL
21	U	68	ARG
21	U	81	VAL
22	V	2	ARG
22	V	3	VAL
22	V	5	MET
22	V	8	LYS
22	V	9	LYS
22	V	43	ASN
22	V	44	ILE
22	V	45	VAL
22	V	51	VAL
22	V	55	TYR
22	V	72	VAL
22	V	83	THR

Continued on next page...

Continued from previous page...

Mol	Chain	Res	Type
22	V	90	LEU
22	V	96	ILE
22	V	97	ARG
22	V	106	LEU
23	W	5	LEU
23	W	8	TYR
23	W	13	GLU
23	W	24	LEU
23	W	30	ASN
23	W	31	ARG
23	W	33	LEU
23	W	37	VAL
23	W	50	GLN
23	W	54	HIS
23	W	67	LEU
23	W	70	LEU
23	W	72	ARG
23	W	76	LEU
23	W	78	LYS
23	W	80	ARG
23	W	86	VAL
23	W	104	PHE
23	W	121	HIS
23	W	132	ASN
23	W	146	ILE
23	W	150	LEU
23	W	157	LEU
23	W	161	VAL
23	W	165	VAL
23	W	168	GLU
23	W	171	ILE
23	W	175	VAL
23	W	179	ASP
23	W	180	VAL
24	X	10	THR
24	X	12	ASN
24	X	31	VAL
24	X	37	LEU
24	X	64	ASP
24	X	66	VAL
24	X	67	VAL
24	X	68	GLU

Continued on next page...

Continued from previous page...

Mol	Chain	Res	Type
24	X	70	GLN
24	X	74	ARG
24	X	75	LEU
24	X	80	HIS
24	X	84	LEU
25	Y	27	GLU
25	Y	40	ARG
25	Y	41	ARG
25	Y	47	GLN
25	Y	51	VAL
25	Y	52	ARG
25	Y	59	THR
25	Y	61	ARG
25	Y	75	GLU
25	Y	81	ARG
25	Y	82	LEU
25	Y	95	LEU
25	Y	97	LEU
25	Y	98	LEU
26	Z	3	LEU
26	Z	6	VAL
26	Z	17	SER
26	Z	24	LEU
26	Z	52	ASP
26	Z	59	ARG
26	Z	66	GLU
27	AA	6	VAL
27	AA	10	LYS
27	AA	18	ASP
27	AA	29	ARG
27	AA	31	LEU
27	AA	32	GLN
27	AA	33	GLN
27	AA	35	ARG
27	AA	38	GLU
27	AA	40	THR
27	AA	44	ARG
27	AA	54	VAL
27	AA	56	VAL
27	AA	59	VAL
28	BA	9	LEU
28	BA	22	ILE

Continued on next page...

Continued from previous page...

Mol	Chain	Res	Type
28	BA	24	THR
28	BA	25	TYR
28	BA	31	ILE
28	BA	33	VAL
28	BA	34	GLU
28	BA	36	CYS
28	BA	40	HIS
28	BA	44	THR
28	BA	49	PHE
28	BA	61	ARG
28	BA	65	ASP
28	BA	67	TYR
28	BA	68	ARG
29	CA	22	HIS
29	CA	25	LEU
29	CA	26	THR
29	CA	29	ILE
29	CA	33	CYS
29	CA	48	GLU
29	CA	55	ARG
29	CA	59	GLU
30	DA	6	ARG
30	DA	7	ILE
30	DA	9	LEU
30	DA	10	LEU
30	DA	14	THR
30	DA	27	LYS
30	DA	34	LEU
30	DA	43	CYS
30	DA	44	ARG
30	DA	52	VAL
31	EA	4	THR
31	EA	23	ARG
31	EA	24	THR
31	EA	29	LYS
31	EA	41	ARG
31	EA	43	THR
31	EA	46	VAL
31	EA	48	LYS
32	FA	6	THR
32	FA	11	LYS
32	FA	31	HIS

Continued on next page...

Continued from previous page...

Mol	Chain	Res	Type
32	FA	50	LEU
33	GA	10	ILE
35	JA	103	LYS
35	JA	104	ASP
35	JA	106	ASP
35	JA	107	ASP
35	JA	108	GLU
35	JA	109	ARG
35	JA	133	ARG
35	JA	142	ARG
35	JA	143	ARG
35	JA	156	HIS
35	JA	159	TYR
35	JA	171	VAL
35	JA	172	TYR
35	JA	174	ARG
35	JA	177	PHE
35	JA	190	THR
35	JA	193	GLN
35	KA	306	ARG
35	KA	317	VAL
35	KA	329	LEU
35	KA	332	VAL
35	KA	334	GLU
35	KA	338	ASP
35	KA	341	ILE
35	KA	347	GLU
35	KA	348	HIS
35	KA	352	GLN
35	KA	356	LEU
35	KA	359	GLN
36	LA	7	VAL
36	LA	10	LEU
36	LA	17	PHE
36	LA	19	HIS
36	LA	21	ARG
36	LA	33	TYR
36	LA	40	HIS
36	LA	50	GLU
36	LA	51	LEU
36	LA	52	GLU
36	LA	54	THR

Continued on next page...

Continued from previous page...

Mol	Chain	Res	Type
36	LA	74	LYS
36	LA	75	LYS
36	LA	76	GLN
36	LA	78	GLN
36	LA	79	ASP
36	LA	81	VAL
36	LA	82	ARG
36	LA	98	LEU
36	LA	119	GLU
36	LA	126	GLU
36	LA	127	ILE
36	LA	136	VAL
36	LA	140	HIS
36	LA	141	GLU
36	LA	145	LEU
36	LA	152	PHE
36	LA	156	LYS
36	LA	160	ASP
36	LA	168	THR
36	LA	172	ILE
36	LA	176	GLU
36	LA	187	LEU
36	LA	190	THR
36	LA	196	LEU
36	LA	200	ILE
36	LA	208	ILE
36	LA	210	SER
36	LA	212	GLN
36	LA	213	LEU
36	LA	215	LEU
36	LA	223	ILE
36	LA	226	ARG
36	LA	229	VAL
36	LA	230	VAL
36	LA	238	LEU
37	MA	16	ARG
37	MA	31	HIS
37	MA	37	GLN
37	MA	55	VAL
37	MA	66	VAL
37	MA	70	VAL
37	MA	72	LYS

Continued on next page...

Continued from previous page...

Mol	Chain	Res	Type
37	MA	85	ARG
37	MA	87	LEU
37	MA	94	LEU
37	MA	101	LEU
37	MA	102	ASN
37	MA	103	VAL
37	MA	105	GLU
37	MA	118	GLN
37	MA	124	ILE
37	MA	128	PHE
37	MA	140	ARG
37	MA	144	SER
37	MA	172	ARG
37	MA	175	LEU
37	MA	188	LEU
37	MA	195	VAL
38	NA	18	LYS
38	NA	19	LEU
38	NA	21	LEU
38	NA	26	CYS
38	NA	33	MET
38	NA	47	ARG
38	NA	50	ARG
38	NA	61	LYS
38	NA	73	ARG
38	NA	76	ARG
38	NA	80	GLU
38	NA	97	LEU
38	NA	116	GLN
38	NA	127	THR
38	NA	135	LEU
38	NA	141	ARG
38	NA	155	LEU
38	NA	168	ARG
38	NA	169	LYS
38	NA	173	TRP
38	NA	175	SER
38	NA	179	GLU
38	NA	182	LYS
38	NA	188	LEU
38	NA	194	LEU
39	OA	12	LEU

Continued on next page...

Continued from previous page...

Mol	Chain	Res	Type
39	OA	16	THR
39	OA	25	ARG
39	OA	26	PHE
39	OA	38	GLN
39	OA	41	VAL
39	OA	45	PHE
39	OA	50	GLU
39	OA	66	MET
39	OA	68	GLU
39	OA	69	VAL
39	OA	71	LEU
39	OA	72	GLN
39	OA	73	ASN
39	OA	80	ILE
39	OA	84	PHE
39	OA	91	LEU
39	OA	119	LEU
39	OA	120	THR
39	OA	121	LYS
39	OA	133	TYR
39	OA	142	LEU
39	OA	149	GLU
40	PA	3	ARG
40	PA	15	ASP
40	PA	16	GLN
40	PA	40	VAL
40	PA	52	ILE
40	PA	70	ASP
40	PA	73	ASN
40	PA	77	ARG
40	PA	94	GLN
40	PA	97	PHE
40	PA	98	LEU
41	QA	16	LEU
41	QA	17	VAL
41	QA	24	THR
41	QA	37	ASN
41	QA	47	CYS
41	QA	49	ILE
41	QA	50	ILE
41	QA	54	THR
41	QA	59	LEU

Continued on next page...

Continued from previous page...

Mol	Chain	Res	Type
41	QA	76	ARG
41	QA	79	ARG
41	QA	98	SER
41	QA	104	LEU
41	QA	110	GLN
41	QA	113	GLU
41	QA	118	VAL
41	QA	124	LEU
41	QA	129	GLU
41	QA	142	GLU
41	QA	155	ARG
41	QA	156	TRP
42	RA	3	THR
42	RA	10	LEU
42	RA	18	ARG
42	RA	25	ASP
42	RA	30	ARG
42	RA	37	ARG
42	RA	45	ILE
42	RA	77	GLU
42	RA	82	HIS
42	RA	83	ILE
42	RA	91	ARG
42	RA	97	VAL
42	RA	105	ARG
42	RA	129	VAL
43	SA	5	TYR
43	SA	7	THR
43	SA	23	ASN
43	SA	31	GLN
43	SA	32	ASP
43	SA	36	TYR
43	SA	40	LEU
43	SA	41	VAL
43	SA	42	ARG
43	SA	51	ARG
43	SA	59	PHE
43	SA	73	GLN
43	SA	75	ASP
43	SA	87	GLN
43	SA	102	LEU
43	SA	105	ASP

Continued on next page...

Continued from previous page...

Mol	Chain	Res	Type
43	SA	111	ARG
43	SA	113	LYS
43	SA	121	ARG
44	TA	4	ILE
44	TA	13	HIS
44	TA	15	THR
44	TA	34	VAL
44	TA	44	VAL
44	TA	45	ARG
44	TA	49	VAL
44	TA	62	HIS
44	TA	68	HIS
44	TA	72	VAL
44	TA	73	ASP
44	TA	74	ILE
44	TA	80	LYS
44	TA	81	THR
44	TA	96	ILE
44	TA	98	ILE
45	UA	11	LYS
45	UA	12	ARG
45	UA	21	ILE
45	UA	25	TYR
45	UA	33	THR
45	UA	44	SER
45	UA	63	LEU
45	UA	73	MET
45	UA	79	SER
45	UA	81	ASP
45	UA	95	ILE
46	VA	6	THR
46	VA	7	ILE
46	VA	8	ASN
46	VA	11	VAL
46	VA	13	LYS
46	VA	19	ARG
46	VA	20	LYS
46	VA	24	VAL
46	VA	27	LEU
46	VA	52	LEU
46	VA	55	VAL
46	VA	60	LEU

Continued on next page...

Continued from previous page...

Mol	Chain	Res	Type
46	VA	66	VAL
46	VA	67	THR
46	VA	97	ARG
46	VA	104	VAL
46	VA	112	ASP
46	VA	117	ARG
47	WA	4	ILE
47	WA	7	VAL
47	WA	9	ILE
47	WA	12	ASN
47	WA	22	ILE
47	WA	31	LYS
47	WA	32	GLU
47	WA	43	THR
47	WA	46	LYS
47	WA	55	ARG
47	WA	56	LEU
47	WA	60	VAL
47	WA	66	LEU
47	WA	67	GLU
47	WA	82	MET
47	WA	92	HIS
47	WA	101	GLN
47	WA	108	ARG
47	WA	109	THR
47	WA	117	VAL
48	XA	3	ARG
48	XA	12	ARG
48	XA	13	THR
48	XA	23	ARG
48	XA	33	VAL
48	XA	42	ILE
48	XA	53	LEU
49	YA	4	THR
49	YA	13	GLN
49	YA	17	ARG
49	YA	22	THR
49	YA	25	THR
49	YA	27	VAL
49	YA	31	LEU
49	YA	35	ARG
49	YA	39	LEU

Continued on next page...

Continued from previous page...

Mol	Chain	Res	Type
49	YA	56	LEU
49	YA	57	LEU
49	YA	62	GLN
49	YA	67	LEU
49	YA	70	LEU
49	YA	79	ARG
49	YA	83	GLU
49	YA	87	ILE
50	ZA	1	MET
50	ZA	2	VAL
50	ZA	8	ARG
50	ZA	20	VAL
50	ZA	25	ARG
50	ZA	42	ARG
50	ZA	54	GLU
50	ZA	57	ARG
50	ZA	68	ASP
50	ZA	69	THR
50	ZA	72	ARG
51	AB	3	LYS
51	AB	4	LYS
51	AB	9	VAL
51	AB	11	VAL
51	AB	13	ASP
51	AB	14	LYS
51	AB	24	GLU
51	AB	35	VAL
51	AB	45	HIS
51	AB	57	VAL
51	AB	63	ARG
51	AB	69	LYS
51	AB	72	ARG
51	AB	74	LEU
51	AB	75	ARG
51	AB	87	LYS
51	AB	96	GLN
52	BB	25	THR
52	BB	29	PHE
52	BB	35	ARG
52	BB	37	VAL
52	BB	38	GLU
52	BB	46	GLU

Continued on next page...

Continued from previous page...

Mol	Chain	Res	Type
52	BB	53	ARG
52	BB	55	ARG
52	BB	75	ILE
52	BB	76	LEU
52	BB	79	LEU
52	BB	82	THR
53	CB	9	VAL
53	CB	11	VAL
53	CB	17	GLU
53	CB	22	LEU
53	CB	37	ARG
53	CB	40	ILE
53	CB	41	VAL
53	CB	47	HIS
53	CB	58	VAL
53	CB	61	TYR
53	CB	63	THR
53	CB	73	GLU
53	CB	77	THR
53	CB	79	THR
53	CB	81	ARG
54	DB	10	LEU
54	DB	13	LEU
54	DB	20	LEU
54	DB	30	LYS
54	DB	45	GLN
54	DB	62	LEU
54	DB	75	ASN
54	DB	84	LEU
54	DB	88	VAL
54	DB	92	LEU
55	EB	8	THR
55	EB	13	ILE
55	EB	15	ARG
55	EB	17	THR
5	JB	9	TYR
5	JB	12	SER
5	JB	23	GLU
5	JB	26	LYS
5	JB	30	GLU
5	JB	37	LEU
5	JB	52	ARG

Continued on next page...

Continued from previous page...

Mol	Chain	Res	Type
5	JB	59	LYS
5	JB	68	LYS
5	JB	69	ARG
5	JB	73	VAL
5	JB	87	ASN
5	JB	92	ILE
5	JB	94	LEU
5	JB	99	ASP
5	JB	116	GLN
5	JB	131	LEU
5	JB	138	VAL
5	JB	141	VAL
5	JB	150	LYS
5	JB	155	LEU
5	JB	168	ARG
5	JB	171	ASP
5	JB	173	VAL
5	JB	183	ARG
5	JB	200	ASP
5	JB	211	ARG
5	JB	212	SER
5	JB	215	LEU
5	JB	220	HIS
5	JB	221	VAL
5	JB	226	MET
5	JB	229	VAL
5	JB	230	ASP
5	JB	237	GLU
5	JB	242	ARG
5	JB	263	ARG
5	JB	266	SER
5	JB	271	ILE
5	JB	274	ARG
5	JB	275	LYS
6	KB	1	MET
6	KB	9	VAL
6	KB	13	ARG
6	KB	21	VAL
6	KB	38	THR
6	KB	40	GLU
6	KB	49	LEU
6	KB	69	LYS

Continued on next page...

Continued from previous page...

Mol	Chain	Res	Type
6	KB	79	ARG
6	KB	83	ASP
6	KB	84	PHE
6	KB	91	VAL
6	KB	92	THR
6	KB	119	ARG
6	KB	127	ASP
6	KB	129	HIS
6	KB	146	THR
6	KB	149	ARG
6	KB	154	LYS
6	KB	160	TYR
6	KB	163	GLU
6	KB	167	VAL
6	KB	173	VAL
6	KB	192	ASN
6	KB	195	LEU
6	KB	199	ARG
7	LB	6	MET
7	LB	7	TYR
7	LB	15	SER
7	LB	17	ARG
7	LB	33	LEU
7	LB	38	ARG
7	LB	44	ARG
7	LB	51	THR
7	LB	56	GLU
7	LB	57	VAL
7	LB	64	ILE
7	LB	70	THR
7	LB	72	ARG
7	LB	74	ARG
7	LB	84	VAL
7	LB	100	THR
7	LB	110	LEU
7	LB	116	ASP
7	LB	132	VAL
7	LB	144	LYS
7	LB	158	THR
7	LB	160	ASN
7	LB	176	LEU
7	LB	182	ASN

Continued on next page...

Continued from previous page...

Mol	Chain	Res	Type
7	LB	183	VAL
7	LB	192	LEU
7	LB	195	ASP
8	MB	7	LEU
8	MB	28	VAL
8	MB	38	VAL
8	MB	43	LEU
8	MB	48	GLU
8	MB	49	ASP
8	MB	51	ARG
8	MB	52	ILE
8	MB	53	LEU
8	MB	54	GLU
8	MB	60	LEU
8	MB	70	VAL
8	MB	71	THR
8	MB	77	ILE
8	MB	78	SER
8	MB	82	LEU
8	MB	103	LEU
8	MB	111	LEU
8	MB	115	ARG
8	MB	116	ASP
8	MB	123	ASN
8	MB	130	ASN
8	MB	135	LEU
8	MB	136	ARG
8	MB	139	LEU
8	MB	143	GLU
8	MB	144	ILE
8	MB	146	TYR
8	MB	156	ASP
8	MB	157	ILE
8	MB	159	VAL
8	MB	161	THR
8	MB	170	ARG
9	NB	3	ARG
9	NB	17	VAL
9	NB	24	VAL
9	NB	27	LYS
9	NB	33	LEU
9	NB	40	GLU

Continued on next page...

Continued from previous page...

Mol	Chain	Res	Type
9	NB	53	GLU
9	NB	58	GLU
9	NB	61	HIS
9	NB	71	LEU
9	NB	83	TYR
9	NB	84	SER
9	NB	98	LEU
9	NB	106	THR
9	NB	114	VAL
9	NB	122	THR
9	NB	131	VAL
9	NB	136	ILE
9	NB	139	GLN
9	NB	143	GLN
9	NB	144	VAL
9	NB	169	VAL
10	OB	1	MET
10	OB	5	LEU
10	OB	7	GLU
10	OB	9	LEU
10	OB	10	GLU
10	OB	19	VAL
10	OB	22	LYS
10	OB	41	GLU
10	OB	43	ASN
10	OB	47	LEU
10	OB	48	GLU
10	OB	61	ARG
10	OB	67	ARG
10	OB	73	GLU
10	OB	77	LEU
10	OB	88	ILE
10	OB	96	ASP
10	OB	101	LEU
10	OB	105	HIS
10	OB	107	ILE
10	OB	108	THR
10	OB	109	ILE
10	OB	117	GLU
10	OB	121	LYS
10	OB	128	LEU
10	OB	140	LEU

Continued on next page...

Continued from previous page...

Mol	Chain	Res	Type
10	OB	144	VAL
10	OB	145	VAL
11	PB	1	MET
11	PB	7	LYS
11	PB	8	GLN
11	PB	9	VAL
11	PB	28	THR
11	PB	32	THR
11	PB	34	LEU
11	PB	43	THR
11	PB	48	MET
11	PB	55	VAL
11	PB	62	VAL
11	PB	63	THR
11	PB	67	LEU
11	PB	73	THR
11	PB	85	ILE
11	PB	91	LEU
11	PB	96	GLU
11	PB	115	ARG
11	PB	127	ASP
11	PB	130	HIS
11	PB	131	GLN
12	QB	17	ARG
12	QB	21	CYS
12	QB	38	VAL
12	QB	53	LYS
12	QB	65	THR
12	QB	69	VAL
12	QB	75	SER
12	QB	82	ASN
12	QB	89	ASN
12	QB	97	ARG
12	QB	99	PHE
12	QB	113	LYS
12	QB	114	ILE
13	RB	2	LYS
13	RB	5	ASP
13	RB	14	LYS
13	RB	16	ARG
13	RB	19	VAL
13	RB	45	LEU

Continued on next page...

Continued from previous page...

Mol	Chain	Res	Type
13	RB	57	THR
13	RB	59	LEU
13	RB	61	ARG
13	RB	65	ARG
13	RB	67	MET
13	RB	71	VAL
13	RB	75	ILE
13	RB	77	ARG
13	RB	79	ARG
13	RB	81	GLN
13	RB	88	LEU
13	RB	90	ARG
13	RB	91	PHE
13	RB	92	GLU
13	RB	99	LEU
13	RB	105	LEU
13	RB	112	LEU
13	RB	114	ILE
13	RB	117	GLU
13	RB	125	VAL
13	RB	126	VAL
13	RB	136	GLU
13	RB	146	VAL
13	RB	149	GLU
14	SB	7	MET
14	SB	8	LYS
14	SB	10	ARG
14	SB	12	GLN
14	SB	16	ARG
14	SB	17	LEU
14	SB	21	THR
14	SB	35	VAL
14	SB	55	VAL
14	SB	56	ARG
14	SB	58	PHE
14	SB	68	ILE
14	SB	82	ARG
14	SB	101	ARG
14	SB	110	THR
14	SB	131	ILE
14	SB	138	ASP
15	TB	6	SER

Continued on next page...

Continued from previous page...

Mol	Chain	Res	Type
15	TB	15	SER
15	TB	20	LEU
15	TB	23	ASN
15	TB	28	LEU
15	TB	29	LEU
15	TB	35	THR
15	TB	44	LEU
15	TB	65	LEU
15	TB	67	LEU
15	TB	72	ASP
15	TB	76	VAL
15	TB	82	GLU
15	TB	102	GLU
15	TB	103	ARG
15	TB	105	ARG
15	TB	111	LEU
16	UB	13	ARG
16	UB	28	VAL
16	UB	34	HIS
16	UB	35	ILE
16	UB	36	TYR
16	UB	42	ASP
16	UB	44	LYS
16	UB	49	VAL
16	UB	59	LYS
16	UB	67	ARG
16	UB	78	LEU
16	UB	92	TYR
16	UB	98	VAL
16	UB	111	GLU
17	VB	1	MET
17	VB	3	ARG
17	VB	6	LEU
17	VB	12	SER
17	VB	17	THR
17	VB	18	ASP
17	VB	19	LEU
17	VB	50	ILE
17	VB	51	ARG
17	VB	53	ARG
17	VB	54	ARG
17	VB	57	PHE

Continued on next page...

Continued from previous page...

Mol	Chain	Res	Type
17	VB	59	THR
17	VB	64	ARG
17	VB	72	VAL
17	VB	74	ARG
17	VB	96	ARG
17	VB	102	ILE
17	VB	105	LEU
17	VB	106	SER
17	VB	115	ARG
17	VB	119	LYS
17	VB	124	ASP
17	VB	128	GLU
17	VB	129	ARG
18	WB	11	ARG
18	WB	15	LYS
18	WB	18	LEU
18	WB	36	ARG
18	WB	70	ARG
18	WB	72	HIS
18	WB	74	LEU
18	WB	88	ILE
18	WB	97	ASP
18	WB	101	ARG
18	WB	108	GLU
19	XB	7	THR
19	XB	19	LYS
19	XB	26	ASP
19	XB	32	THR
19	XB	33	VAL
19	XB	38	LEU
19	XB	46	VAL
19	XB	51	VAL
19	XB	53	GLU
19	XB	56	SER
19	XB	61	VAL
19	XB	68	LYS
19	XB	71	LEU
19	XB	73	SER
19	XB	79	VAL
19	XB	82	ARG
19	XB	88	ARG
19	XB	95	LEU

Continued on next page...

Continued from previous page...

Mol	Chain	Res	Type
20	YB	11	ARG
20	YB	28	SER
20	YB	33	ARG
20	YB	35	ILE
20	YB	39	THR
20	YB	63	ASP
20	YB	78	GLU
20	YB	84	ARG
20	YB	86	LEU
20	YB	101	SER
20	YB	107	LEU
20	YB	111	HIS
21	ZB	23	GLU
21	ZB	30	VAL
21	ZB	35	THR
21	ZB	49	VAL
21	ZB	51	VAL
21	ZB	53	LYS
21	ZB	54	VAL
21	ZB	68	ARG
21	ZB	81	VAL
22	AC	2	ARG
22	AC	3	VAL
22	AC	5	MET
22	AC	8	LYS
22	AC	9	LYS
22	AC	43	ASN
22	AC	44	ILE
22	AC	45	VAL
22	AC	51	VAL
22	AC	55	TYR
22	AC	72	VAL
22	AC	83	THR
22	AC	90	LEU
22	AC	96	ILE
22	AC	97	ARG
22	AC	106	LEU
23	BC	5	LEU
23	BC	8	TYR
23	BC	13	GLU
23	BC	24	LEU
23	BC	30	ASN

Continued on next page...

Continued from previous page...

Mol	Chain	Res	Type
23	BC	31	ARG
23	BC	33	LEU
23	BC	50	GLN
23	BC	54	HIS
23	BC	67	LEU
23	BC	69	THR
23	BC	70	LEU
23	BC	72	ARG
23	BC	76	LEU
23	BC	78	LYS
23	BC	80	ARG
23	BC	86	VAL
23	BC	104	PHE
23	BC	121	HIS
23	BC	132	ASN
23	BC	146	ILE
23	BC	150	LEU
23	BC	157	LEU
23	BC	161	VAL
23	BC	165	VAL
23	BC	168	GLU
23	BC	171	ILE
23	BC	175	VAL
23	BC	179	ASP
23	BC	180	VAL
24	CC	10	THR
24	CC	12	ASN
24	CC	31	VAL
24	CC	37	LEU
24	CC	64	ASP
24	CC	67	VAL
24	CC	68	GLU
24	CC	70	GLN
24	CC	74	ARG
24	CC	75	LEU
24	CC	80	HIS
24	CC	84	LEU
25	DC	26	ARG
25	DC	27	GLU
25	DC	30	VAL
25	DC	38	SER
25	DC	40	ARG

Continued on next page...

Continued from previous page...

Mol	Chain	Res	Type
25	DC	41	ARG
25	DC	47	GLN
25	DC	51	VAL
25	DC	52	ARG
25	DC	59	THR
25	DC	61	ARG
25	DC	75	GLU
25	DC	81	ARG
25	DC	82	LEU
25	DC	95	LEU
25	DC	97	LEU
25	DC	98	LEU
26	EC	3	LEU
26	EC	6	VAL
26	EC	17	SER
26	EC	52	ASP
26	EC	59	ARG
26	EC	66	GLU
27	FC	6	VAL
27	FC	10	LYS
27	FC	18	ASP
27	FC	29	ARG
27	FC	31	LEU
27	FC	32	GLN
27	FC	33	GLN
27	FC	35	ARG
27	FC	37	LEU
27	FC	38	GLU
27	FC	40	THR
27	FC	44	ARG
27	FC	54	VAL
27	FC	56	VAL
27	FC	59	VAL
28	GC	9	LEU
28	GC	22	ILE
28	GC	24	THR
28	GC	25	TYR
28	GC	31	ILE
28	GC	33	VAL
28	GC	34	GLU
28	GC	36	CYS
28	GC	40	HIS

Continued on next page...

Continued from previous page...

Mol	Chain	Res	Type
28	GC	44	THR
28	GC	49	PHE
28	GC	61	ARG
28	GC	65	ASP
28	GC	67	TYR
28	GC	68	ARG
29	HC	22	HIS
29	HC	25	LEU
29	HC	26	THR
29	HC	29	ILE
29	HC	33	CYS
29	HC	48	GLU
29	HC	55	ARG
29	HC	59	GLU
30	IC	6	ARG
30	IC	7	ILE
30	IC	9	LEU
30	IC	10	LEU
30	IC	14	THR
30	IC	27	LYS
30	IC	34	LEU
30	IC	43	CYS
30	IC	44	ARG
30	IC	52	VAL
31	JC	4	THR
31	JC	23	ARG
31	JC	24	THR
31	JC	29	LYS
31	JC	41	ARG
31	JC	43	THR
31	JC	46	VAL
31	JC	48	LYS
32	KC	6	THR
32	KC	11	LYS
32	KC	31	HIS
32	KC	32	LEU
32	KC	50	LEU
33	LC	10	ILE
35	OC	103	LYS
35	OC	104	ASP
35	OC	106	ASP
35	OC	107	ASP

Continued on next page...

Continued from previous page...

Mol	Chain	Res	Type
35	OC	108	GLU
35	OC	109	ARG
35	OC	133	ARG
35	OC	142	ARG
35	OC	143	ARG
35	OC	156	HIS
35	OC	159	TYR
35	OC	171	VAL
35	OC	172	TYR
35	OC	174	ARG
35	OC	177	PHE
35	OC	190	THR
35	OC	193	GLN
35	PC	306	ARG
35	PC	317	VAL
35	PC	329	LEU
35	PC	332	VAL
35	PC	334	GLU
35	PC	338	ASP
35	PC	341	ILE
35	PC	347	GLU
35	PC	348	HIS
35	PC	352	GLN
35	PC	356	LEU
35	PC	359	GLN
36	QC	7	VAL
36	QC	10	LEU
36	QC	17	PHE
36	QC	19	HIS
36	QC	21	ARG
36	QC	32	ILE
36	QC	33	TYR
36	QC	40	HIS
36	QC	50	GLU
36	QC	51	LEU
36	QC	52	GLU
36	QC	54	THR
36	QC	60	ASP
36	QC	74	LYS
36	QC	75	LYS
36	QC	76	GLN
36	QC	78	GLN

Continued on next page...

Continued from previous page...

Mol	Chain	Res	Type
36	QC	79	ASP
36	QC	81	VAL
36	QC	82	ARG
36	QC	98	LEU
36	QC	106	LYS
36	QC	119	GLU
36	QC	126	GLU
36	QC	127	ILE
36	QC	136	VAL
36	QC	140	HIS
36	QC	141	GLU
36	QC	145	LEU
36	QC	152	PHE
36	QC	156	LYS
36	QC	160	ASP
36	QC	168	THR
36	QC	172	ILE
36	QC	176	GLU
36	QC	185	ILE
36	QC	187	LEU
36	QC	190	THR
36	QC	196	LEU
36	QC	200	ILE
36	QC	208	ILE
36	QC	212	GLN
36	QC	215	LEU
36	QC	223	ILE
36	QC	226	ARG
36	QC	229	VAL
36	QC	230	VAL
36	QC	238	LEU
37	RC	16	ARG
37	RC	31	HIS
37	RC	37	GLN
37	RC	55	VAL
37	RC	66	VAL
37	RC	70	VAL
37	RC	72	LYS
37	RC	85	ARG
37	RC	87	LEU
37	RC	94	LEU
37	RC	101	LEU

Continued on next page...

Continued from previous page...

Mol	Chain	Res	Type
37	RC	102	ASN
37	RC	103	VAL
37	RC	105	GLU
37	RC	118	GLN
37	RC	124	ILE
37	RC	128	PHE
37	RC	144	SER
37	RC	172	ARG
37	RC	175	LEU
37	RC	188	LEU
37	RC	195	VAL
38	SC	18	LYS
38	SC	19	LEU
38	SC	21	LEU
38	SC	26	CYS
38	SC	33	MET
38	SC	47	ARG
38	SC	50	ARG
38	SC	61	LYS
38	SC	73	ARG
38	SC	76	ARG
38	SC	80	GLU
38	SC	97	LEU
38	SC	116	GLN
38	SC	127	THR
38	SC	135	LEU
38	SC	141	ARG
38	SC	155	LEU
38	SC	168	ARG
38	SC	169	LYS
38	SC	173	TRP
38	SC	175	SER
38	SC	179	GLU
38	SC	182	LYS
38	SC	188	LEU
38	SC	194	LEU
39	TC	12	LEU
39	TC	16	THR
39	TC	25	ARG
39	TC	26	PHE
39	TC	38	GLN
39	TC	45	PHE

Continued on next page...

Continued from previous page...

Mol	Chain	Res	Type
39	TC	50	GLU
39	TC	66	MET
39	TC	68	GLU
39	TC	69	VAL
39	TC	71	LEU
39	TC	72	GLN
39	TC	73	ASN
39	TC	80	ILE
39	TC	84	PHE
39	TC	91	LEU
39	TC	119	LEU
39	TC	120	THR
39	TC	121	LYS
39	TC	133	TYR
39	TC	142	LEU
39	TC	149	GLU
40	UC	1	MET
40	UC	3	ARG
40	UC	15	ASP
40	UC	16	GLN
40	UC	40	VAL
40	UC	52	ILE
40	UC	70	ASP
40	UC	73	ASN
40	UC	77	ARG
40	UC	94	GLN
40	UC	97	PHE
40	UC	98	LEU
41	VC	16	LEU
41	VC	17	VAL
41	VC	24	THR
41	VC	37	ASN
41	VC	47	CYS
41	VC	49	ILE
41	VC	50	ILE
41	VC	54	THR
41	VC	59	LEU
41	VC	76	ARG
41	VC	79	ARG
41	VC	98	SER
41	VC	104	LEU
41	VC	110	GLN

Continued on next page...

Continued from previous page...

Mol	Chain	Res	Type
41	VC	113	GLU
41	VC	118	VAL
41	VC	124	LEU
41	VC	129	GLU
41	VC	142	GLU
41	VC	155	ARG
41	VC	156	TRP
42	WC	3	THR
42	WC	10	LEU
42	WC	18	ARG
42	WC	25	ASP
42	WC	30	ARG
42	WC	37	ARG
42	WC	77	GLU
42	WC	82	HIS
42	WC	83	ILE
42	WC	91	ARG
42	WC	97	VAL
42	WC	105	ARG
42	WC	129	VAL
43	XC	5	TYR
43	XC	7	THR
43	XC	23	ASN
43	XC	31	GLN
43	XC	32	ASP
43	XC	36	TYR
43	XC	40	LEU
43	XC	41	VAL
43	XC	42	ARG
43	XC	51	ARG
43	XC	59	PHE
43	XC	73	GLN
43	XC	75	ASP
43	XC	87	GLN
43	XC	102	LEU
43	XC	105	ASP
43	XC	111	ARG
43	XC	113	LYS
43	XC	121	ARG
44	YC	4	ILE
44	YC	13	HIS
44	YC	15	THR

Continued on next page...

Continued from previous page...

Mol	Chain	Res	Type
44	YC	34	VAL
44	YC	44	VAL
44	YC	45	ARG
44	YC	49	VAL
44	YC	62	HIS
44	YC	66	ARG
44	YC	68	HIS
44	YC	72	VAL
44	YC	73	ASP
44	YC	74	ILE
44	YC	80	LYS
44	YC	81	THR
44	YC	96	ILE
44	YC	98	ILE
45	ZC	11	LYS
45	ZC	12	ARG
45	ZC	21	ILE
45	ZC	25	TYR
45	ZC	33	THR
45	ZC	63	LEU
45	ZC	73	MET
45	ZC	79	SER
45	ZC	81	ASP
45	ZC	95	ILE
45	ZC	117	ASN
46	AD	6	THR
46	AD	7	ILE
46	AD	8	ASN
46	AD	11	VAL
46	AD	13	LYS
46	AD	19	ARG
46	AD	20	LYS
46	AD	24	VAL
46	AD	27	LEU
46	AD	52	LEU
46	AD	55	VAL
46	AD	60	LEU
46	AD	66	VAL
46	AD	67	THR
46	AD	97	ARG
46	AD	104	VAL
46	AD	112	ASP

Continued on next page...

Continued from previous page...

Mol	Chain	Res	Type
46	AD	117	ARG
47	BD	4	ILE
47	BD	7	VAL
47	BD	9	ILE
47	BD	12	ASN
47	BD	22	ILE
47	BD	31	LYS
47	BD	32	GLU
47	BD	43	THR
47	BD	46	LYS
47	BD	55	ARG
47	BD	56	LEU
47	BD	60	VAL
47	BD	66	LEU
47	BD	67	GLU
47	BD	82	MET
47	BD	92	HIS
47	BD	101	GLN
47	BD	108	ARG
47	BD	109	THR
47	BD	117	VAL
48	CD	3	ARG
48	CD	12	ARG
48	CD	13	THR
48	CD	23	ARG
48	CD	33	VAL
48	CD	42	ILE
48	CD	53	LEU
49	DD	4	THR
49	DD	13	GLN
49	DD	17	ARG
49	DD	22	THR
49	DD	25	THR
49	DD	27	VAL
49	DD	31	LEU
49	DD	35	ARG
49	DD	39	LEU
49	DD	56	LEU
49	DD	57	LEU
49	DD	62	GLN
49	DD	67	LEU
49	DD	70	LEU

Continued on next page...

Continued from previous page...

Mol	Chain	Res	Type
49	DD	79	ARG
49	DD	83	GLU
49	DD	87	ILE
50	ED	1	MET
50	ED	2	VAL
50	ED	6	LEU
50	ED	8	ARG
50	ED	20	VAL
50	ED	25	ARG
50	ED	42	ARG
50	ED	54	GLU
50	ED	57	ARG
50	ED	68	ASP
50	ED	69	THR
50	ED	72	ARG
51	FD	3	LYS
51	FD	4	LYS
51	FD	9	VAL
51	FD	11	VAL
51	FD	13	ASP
51	FD	14	LYS
51	FD	24	GLU
51	FD	35	VAL
51	FD	45	HIS
51	FD	57	VAL
51	FD	63	ARG
51	FD	69	LYS
51	FD	72	ARG
51	FD	74	LEU
51	FD	75	ARG
51	FD	87	LYS
51	FD	96	GLN
51	FD	100	LYS
52	GD	29	PHE
52	GD	35	ARG
52	GD	37	VAL
52	GD	38	GLU
52	GD	46	GLU
52	GD	53	ARG
52	GD	55	ARG
52	GD	75	ILE
52	GD	76	LEU

Continued on next page...

Continued from previous page...

Mol	Chain	Res	Type
52	GD	79	LEU
52	GD	82	THR
53	HD	9	VAL
53	HD	11	VAL
53	HD	17	GLU
53	HD	22	LEU
53	HD	37	ARG
53	HD	40	ILE
53	HD	41	VAL
53	HD	47	HIS
53	HD	58	VAL
53	HD	63	THR
53	HD	73	GLU
53	HD	77	THR
53	HD	79	THR
53	HD	81	ARG
54	ID	10	LEU
54	ID	13	LEU
54	ID	20	LEU
54	ID	30	LYS
54	ID	45	GLN
54	ID	62	LEU
54	ID	75	ASN
54	ID	84	LEU
54	ID	88	VAL
54	ID	92	LEU
55	JD	8	THR
55	JD	13	ILE
55	JD	15	ARG
55	JD	17	THR

Sometimes sidechains can be flipped to improve hydrogen bonding and reduce clashes. All (26) such sidechains are listed below:

Mol	Chain	Res	Type
10	J	17	GLN
12	L	82	ASN
12	L	89	ASN
12	L	90	GLN
15	O	24	GLN
25	Y	47	GLN
33	GA	36	GLN
35	KA	311	ASN

Continued on next page...

Continued from previous page...

Mol	Chain	Res	Type
38	NA	201	GLN
39	OA	141	GLN
44	TA	68	HIS
45	UA	22	HIS
47	WA	101	GLN
10	OB	17	GLN
12	QB	82	ASN
12	QB	89	ASN
12	QB	90	GLN
15	TB	24	GLN
16	UB	16	ASN
33	LC	36	GLN
35	PC	311	ASN
38	SC	201	GLN
39	TC	141	GLN
44	YC	68	HIS
45	ZC	22	HIS
47	BD	101	GLN

5.3.3 RNA [i](#)

Mol	Chain	Analysed	Backbone Outliers	Pucker Outliers
1	A	1502/1507 (99%)	347 (23%)	12 (0%)
1	FB	1502/1507 (99%)	343 (22%)	12 (0%)
2	B	2876/2880 (99%)	658 (22%)	22 (0%)
2	GB	2876/2880 (99%)	658 (22%)	22 (0%)
3	C	119/120 (99%)	19 (15%)	0
3	HB	119/120 (99%)	20 (16%)	0
34	HA	9/27 (33%)	3 (33%)	0
34	MC	9/27 (33%)	3 (33%)	0
4	D	76/77 (98%)	27 (35%)	0
4	IA	76/77 (98%)	20 (26%)	0
4	IB	76/77 (98%)	26 (34%)	0
4	NC	76/77 (98%)	19 (25%)	0
All	All	9316/9376 (99%)	2143 (23%)	68 (0%)

All (2143) RNA backbone outliers are listed below:

Mol	Chain	Res	Type
1	A	9	G
1	A	13	U

Continued on next page...

Continued from previous page...

Mol	Chain	Res	Type
1	A	22	G
1	A	26	A
1	A	31	G
1	A	32	A
1	A	39	G
1	A	47	C
1	A	48	C
1	A	50	A
1	A	51	A
1	A	52	G
1	A	58	C
1	A	61	G
1	A	79	G
1	A	80	G
1	A	82	U
1	A	84	U
1	A	85	U
1	A	86	U
1	A	87	A
1	A	88	C
1	A	101	A
1	A	115	G
1	A	116	A
1	A	121	C
1	A	122	G
1	A	131	C
1	A	144	G
1	A	163	C
1	A	169	C
1	A	173	U
1	A	174	C
1	A	176	C
1	A	180	U
1	A	182	U
1	A	185	A
1	A	188	U
1	A	195	A
1	A	197	A
1	A	201	C
1	A	208	U
1	A	209	U
1	A	210	U

Continued on next page...

Continued from previous page...

Mol	Chain	Res	Type
1	A	216	G
1	A	218	C
1	A	222	U
1	A	226	G
1	A	233	C
1	A	243	A
1	A	245	C
1	A	247	G
1	A	251	G
1	A	266	G
1	A	268	C
1	A	278	G
1	A	279	A
1	A	280	C
1	A	281	G
1	A	289	G
1	A	291	C
1	A	297	G
1	A	298	A
1	A	306	G
1	A	319	G
1	A	321	A
1	A	324	G
1	A	328	C
1	A	329	A
1	A	330	C
1	A	332	G
1	A	352	C
1	A	353	A
1	A	354	G
1	A	367	U
1	A	372	C
1	A	373	A
1	A	384	G
1	A	388	G
1	A	392	G
1	A	397	A
1	A	398	C
1	A	404	U
1	A	406	G
1	A	412	A
1	A	413	G

Continued on next page...

Continued from previous page...

Mol	Chain	Res	Type
1	A	423	G
1	A	429	U
1	A	439	A
1	A	442	C
1	A	452	A
1	A	458	C
1	A	464	G
1	A	465	A
1	A	466	G
1	A	467	G
1	A	482	A
1	A	484	G
1	A	485	G
1	A	486	U
1	A	494	U
1	A	495	A
1	A	496	A
1	A	497	U
1	A	500	G
1	A	505	G
1	A	508	C
1	A	509	A
1	A	511	C
1	A	518	C
1	A	519	C
1	A	521	G
1	A	531	U
1	A	532	A
1	A	536	C
1	A	547	A
1	A	559	A
1	A	561	U
1	A	562	C
1	A	563	A
1	A	564	C
1	A	567	G
1	A	568	G
1	A	572	A
1	A	573	A
1	A	576	G
1	A	577	G
1	A	579	G

Continued on next page...

Continued from previous page...

Mol	Chain	Res	Type
1	A	607	A
1	A	616	G
1	A	618	C
1	A	630	G
1	A	631	G
1	A	640	A
1	A	653	A
1	A	665	A
1	A	666	G
1	A	672	U
1	A	688	G
1	A	695	A
1	A	701	C
1	A	702	A
1	A	724	G
1	A	729	A
1	A	731	G
1	A	734	G
1	A	749	C
1	A	759	A
1	A	760	G
1	A	777	A
1	A	793	U
1	A	794	A
1	A	810	C
1	A	815	A
1	A	816	A
1	A	817	C
1	A	818	G
1	A	821	G
1	A	826	C
1	A	828	A
1	A	842	C
1	A	843	U
1	A	848	C
1	A	853	G
1	A	855	G
1	A	859	A
1	A	873	A
1	A	886	G
1	A	899	C
1	A	902	G

Continued on next page...

Continued from previous page...

Mol	Chain	Res	Type
1	A	908	A
1	A	914	A
1	A	916	G
1	A	926	G
1	A	927	G
1	A	934	C
1	A	935	A
1	A	941	G
1	A	943	U
1	A	952	U
1	A	958	A
1	A	960	U
1	A	969	A
1	A	971	G
1	A	974	A
1	A	975	A
1	A	976	G
1	A	977	A
1	A	982	U
1	A	988	G
1	A	990	C
1	A	992	U
1	A	993	G
1	A	994	A
1	A	1001	G
1	A	1002	G
1	A	1004	A
1	A	1005	A
1	A	1006	C
1	A	1007	C
1	A	1009	G
1	A	1011	G
1	A	1023	G
1	A	1024	G
1	A	1025	U
1	A	1026	G
1	A	1028(C)	C
1	A	1029	G
1	A	1030	C
1	A	1031	G
1	A	1032(A)	A
1	A	1032(B)	G

Continued on next page...

Continued from previous page...

Mol	Chain	Res	Type
1	A	1032(C)	G
1	A	1033	G
1	A	1038	C
1	A	1039	C
1	A	1040	U
1	A	1041	A
1	A	1042	G
1	A	1044	A
1	A	1045	C
1	A	1046	A
1	A	1053	G
1	A	1064	G
1	A	1065	U
1	A	1067	A
1	A	1079	G
1	A	1081	G
1	A	1085	U
1	A	1094	G
1	A	1095	U
1	A	1096	C
1	A	1101	A
1	A	1118	C
1	A	1122	U
1	A	1126	U
1	A	1129	C
1	A	1136	U
1	A	1137	C
1	A	1138	G
1	A	1139	G
1	A	1140	C
1	A	1144	G
1	A	1145	C
1	A	1146	A
1	A	1152	A
1	A	1159	U
1	A	1160	G
1	A	1163	C
1	A	1167	A
1	A	1170	A
1	A	1172	C
1	A	1174	G
1	A	1175	G

Continued on next page...

Continued from previous page...

Mol	Chain	Res	Type
1	A	1179	A
1	A	1183	A
1	A	1185	G
1	A	1189	C
1	A	1192	C
1	A	1193	G
1	A	1196	U
1	A	1197	G
1	A	1202	G
1	A	1209	C
1	A	1212	U
1	A	1213	A
1	A	1214	C
1	A	1217	C
1	A	1218	C
1	A	1225	A
1	A	1228	C
1	A	1234	C
1	A	1236	A
1	A	1238	A
1	A	1240	U
1	A	1241	G
1	A	1247	U
1	A	1248	A
1	A	1251	A
1	A	1252	A
1	A	1257	U
1	A	1258	G
1	A	1265	G
1	A	1267	C
1	A	1274	G
1	A	1277	C
1	A	1278	U
1	A	1279	A
1	A	1280	A
1	A	1281	U
1	A	1282	C
1	A	1285	A
1	A	1286	A
1	A	1287	A
1	A	1288	A
1	A	1296	C

Continued on next page...

Continued from previous page...

Mol	Chain	Res	Type
1	A	1297	C
1	A	1298	C
1	A	1299	A
1	A	1302	U
1	A	1305	G
1	A	1307	U
1	A	1310	G
1	A	1314	C
1	A	1315	U
1	A	1316	G
1	A	1317	C
1	A	1318	A
1	A	1320	C
1	A	1322	C
1	A	1324	A
1	A	1335	C
1	A	1336	C
1	A	1338	G
1	A	1339	A
1	A	1346	A
1	A	1347	G
1	A	1353	G
1	A	1356	G
1	A	1362(B)	C
1	A	1363	A
1	A	1370	G
1	A	1379	G
1	A	1382	C
1	A	1394	A
1	A	1395	C
1	A	1397	C
1	A	1398	A
1	A	1419	G
1	A	1429	C
1	A	1442	G
1	A	1451	A
1	A	1452	C
1	A	1487	G
1	A	1492	A
1	A	1493	A
1	A	1494	G
1	A	1497	G

Continued on next page...

Continued from previous page...

Mol	Chain	Res	Type
1	A	1498	UR3
1	A	1499	A
1	A	1502	A
1	A	1504	G
1	A	1506	U
1	A	1517	G
1	A	1529	G
1	A	1530	G
1	A	1532	U
2	B	12	U
2	B	34	C
2	B	35	G
2	B	39	C
2	B	46	C
2	B	50	U
2	B	61	G
2	B	64	A
2	B	71	A
2	B	74	A
2	B	75	G
2	B	91	A
2	B	95	G
2	B	99	U
2	B	118	A
2	B	120	U
2	B	125	G
2	B	131	G
2	B	133	C
2	B	149	A
2	B	154(A)	C
2	B	155	C
2	B	162	U
2	B	163	U
2	B	164	U
2	B	181	A
2	B	188	G
2	B	196	A
2	B	199	A
2	B	204	A
2	B	205	G
2	B	214	G
2	B	215	G

Continued on next page...

Continued from previous page...

Mol	Chain	Res	Type
2	B	216	A
2	B	220	G
2	B	222	A
2	B	225	A
2	B	228	A
2	B	229	A
2	B	233	A
2	B	248	G
2	B	249	C
2	B	264	C
2	B	269	U
2	B	270(M)	U
2	B	270(N)	U
2	B	270(O)	G
2	B	270(P)	U
2	B	270(Q)	C
2	B	271	G
2	B	276	A
2	B	278	A
2	B	279	C
2	B	288	C
2	B	294	A
2	B	311	A
2	B	317	G
2	B	322	A
2	B	323	G
2	B	324	A
2	B	329	G
2	B	330	A
2	B	331	A
2	B	334	C
2	B	339	U
2	B	342	G
2	B	346	A
2	B	352	G
2	B	353	G
2	B	362	U
2	B	363(A)	G
2	B	363(G)	A
2	B	372	G
2	B	376	C
2	B	380	U

Continued on next page...

Continued from previous page...

Mol	Chain	Res	Type
2	B	385	C
2	B	386	G
2	B	404	C
2	B	405	U
2	B	411	G
2	B	412	A
2	B	416	C
2	B	418	G
2	B	444	C
2	B	448	U
2	B	454	A
2	B	455	C
2	B	457	A
2	B	464	U
2	B	471	A
2	B	473	G
2	B	481	G
2	B	492	A
2	B	494	G
2	B	501	A
2	B	505	A
2	B	507	A
2	B	508	G
2	B	509	C
2	B	518	G
2	B	527	C
2	B	529	A
2	B	530	G
2	B	531	C
2	B	532	A
2	B	533	G
2	B	546	C
2	B	548	A
2	B	549	G
2	B	550	G
2	B	562	U
2	B	563	G
2	B	573	G
2	B	574	C
2	B	575	A
2	B	587	C
2	B	595	C

Continued on next page...

Continued from previous page...

Mol	Chain	Res	Type
2	B	603	A
2	B	604	G
2	B	607	U
2	B	609(B)	G
2	B	613	U
2	B	615	G
2	B	616	A
2	B	617	G
2	B	618(A)	G
2	B	627	A
2	B	629	G
2	B	634	C
2	B	637	A
2	B	645	C
2	B	646	A
2	B	651	G
2	B	652	U
2	B	654	U
2	B	656	G
2	B	668	G
2	B	670	A
2	B	671	C
2	B	673	C
2	B	682	G
2	B	686	G
2	B	701	G
2	B	702	G
2	B	708	C
2	B	717	G
2	B	720	C
2	B	722	A
2	B	730	C
2	B	738	G
2	B	749	C
2	B	758	C
2	B	765	G
2	B	769	G
2	B	775	G
2	B	776	G
2	B	779	U
2	B	782	A
2	B	784	A

Continued on next page...

Continued from previous page...

Mol	Chain	Res	Type
2	B	785	G
2	B	788	A
2	B	790	C
2	B	792	G
2	B	800	A
2	B	801	G
2	B	805	G
2	B	812	C
2	B	819	A
2	B	822	U
2	B	825	C
2	B	826	U
2	B	827	U
2	B	828	U
2	B	830	G
2	B	831	G
2	B	846	C
2	B	855	G
2	B	859	G
2	B	860	U
2	B	863	A
2	B	866	A
2	B	869	G
2	B	878	A
2	B	879	G
2	B	882	G
2	B	884	C
2	B	886	C
2	B	887	A
2	B	888	C
2	B	889	C
2	B	890	A
2	B	893	C
2	B	894	C
2	B	895	U
2	B	896	A
2	B	907	U
2	B	910	A
2	B	914	C
2	B	915	C
2	B	917	A
2	B	921	G

Continued on next page...

Continued from previous page...

Mol	Chain	Res	Type
2	B	931	G
2	B	932	G
2	B	938	G
2	B	941	A
2	B	945	A
2	B	946	G
2	B	958	U
2	B	961	C
2	B	973	A
2	B	974(A)	G
2	B	974(B)	C
2	B	978	G
2	B	980	A
2	B	983	A
2	B	996	A
2	B	1005	C
2	B	1012	U
2	B	1013	C
2	B	1016	G
2	B	1021	A
2	B	1022	G
2	B	1023	U
2	B	1024	G
2	B	1026	U
2	B	1027	A
2	B	1033	U
2	B	1038	C
2	B	1039	G
2	B	1045	A
2	B	1046	A
2	B	1047	G
2	B	1048	A
2	B	1050	A
2	B	1053	C
2	B	1054	A
2	B	1055	G
2	B	1056	G
2	B	1057	A
2	B	1059	G
2	B	1060	U
2	B	1061	U
2	B	1063	G

Continued on next page...

Continued from previous page...

Mol	Chain	Res	Type
2	B	1064	C
2	B	1065	U
2	B	1067	A
2	B	1068	G
2	B	1070	A
2	B	1071	G
2	B	1073	A
2	B	1074	G
2	B	1075	C
2	B	1076	C
2	B	1077	A
2	B	1078	U
2	B	1079	C
2	B	1080	C
2	B	1081	U
2	B	1082	U
2	B	1083	U
2	B	1084	A
2	B	1085	A
2	B	1086	A
2	B	1087	G
2	B	1088	A
2	B	1089	G
2	B	1090	U
2	B	1091	G
2	B	1092	C
2	B	1093	G
2	B	1094	U
2	B	1098	A
2	B	1099	G
2	B	1100	C
2	B	1101	U
2	B	1107	G
2	B	1111	A
2	B	1112	G
2	B	1113	U
2	B	1129	A
2	B	1130	U
2	B	1135	C
2	B	1136	G
2	B	1139	G
2	B	1142(B)	A

Continued on next page...

Continued from previous page...

Mol	Chain	Res	Type
2	B	1143	A
2	B	1147	C
2	B	1174	A
2	B	1175	U
2	B	1177	A
2	B	1205	U
2	B	1210	A
2	B	1211	U
2	B	1218	C
2	B	1220	A
2	B	1227	G
2	B	1240	U
2	B	1244	G
2	B	1248	G
2	B	1249	U
2	B	1252	G
2	B	1253	A
2	B	1256	G
2	B	1271	G
2	B	1272	A
2	B	1273	U
2	B	1275	A
2	B	1287	A
2	B	1300	U
2	B	1301	A
2	B	1313	U
2	B	1329	U
2	B	1347	G
2	B	1352	U
2	B	1359	A
2	B	1360	A
2	B	1365	A
2	B	1378	A
2	B	1379	A
2	B	1384	A
2	B	1385	G
2	B	1386	C
2	B	1394	U
2	B	1395	A
2	B	1396	U
2	B	1403	C
2	B	1416	G

Continued on next page...

Continued from previous page...

Mol	Chain	Res	Type
2	B	1417	C
2	B	1419	A
2	B	1424	G
2	B	1428	C
2	B	1437	C
2	B	1444(B)	A
2	B	1449(B)	A
2	B	1449	G
2	B	1453	A
2	B	1454	U
2	B	1455	G
2	B	1460	A
2	B	1467	C
2	B	1471	A
2	B	1483	G
2	B	1493	C
2	B	1497	U
2	B	1510	A
2	B	1511	A
2	B	1524	G
2	B	1525	G
2	B	1532	C
2	B	1534	G
2	B	1535	U
2	B	1537	C
2	B	1539	G
2	B	1543	A
2	B	1544	C
2	B	1554	A
2	B	1558	A
2	B	1559	G
2	B	1566	A
2	B	1569	A
2	B	1570	A
2	B	1578	U
2	B	1583	A
2	B	1585	C
2	B	1588	C
2	B	1595	G
2	B	1602	U
2	B	1608	A
2	B	1609	A

Continued on next page...

Continued from previous page...

Mol	Chain	Res	Type
2	B	1616	A
2	B	1618	A
2	B	1630(B)	C
2	B	1637	A
2	B	1640	C
2	B	1644	C
2	B	1648	C
2	B	1654	A
2	B	1669	A
2	B	1674	G
2	B	1675	C
2	B	1681	G
2	B	1700	A
2	B	1701	A
2	B	1717	G
2	B	1728	G
2	B	1729	A
2	B	1730	U
2	B	1731	G
2	B	1743	G
2	B	1746	G
2	B	1747	G
2	B	1757	U
2	B	1761	C
2	B	1762	A
2	B	1763	G
2	B	1764	G
2	B	1771	C
2	B	1773	A
2	B	1776	G
2	B	1791	A
2	B	1800	C
2	B	1801	G
2	B	1811	G
2	B	1816	G
2	B	1826	G
2	B	1829	A
2	B	1830	C
2	B	1833	U
2	B	1847	A
2	B	1859	A
2	B	1880	C

Continued on next page...

Continued from previous page...

Mol	Chain	Res	Type
2	B	1882	C
2	B	1900	A
2	B	1903	G
2	B	1906	G
2	B	1929	G
2	B	1930	G
2	B	1937	A
2	B	1938	A
2	B	1939	5MU
2	B	1940	U
2	B	1941	C
2	B	1955	U
2	B	1963	U
2	B	1964	G
2	B	1966	A
2	B	1967	C
2	B	1970	A
2	B	1971	A
2	B	1972	A
2	B	1993	U
2	B	1997	G
2	B	2020	A
2	B	2023	G
2	B	2031	A
2	B	2032	G
2	B	2033	A
2	B	2036	C
2	B	2039	C
2	B	2043	C
2	B	2051	A
2	B	2052	G
2	B	2055	C
2	B	2056	G
2	B	2060	A
2	B	2061	G
2	B	2062	A
2	B	2063	C
2	B	2069	G
2	B	2072	G
2	B	2102	U
2	B	2111	C
2	B	2116	G

Continued on next page...

Continued from previous page...

Mol	Chain	Res	Type
2	B	2117	A
2	B	2122	U
2	B	2124	G
2	B	2125	G
2	B	2127	G
2	B	2128	C
2	B	2129	C
2	B	2130	U
2	B	2131	G
2	B	2132	U
2	B	2133	G
2	B	2134	A
2	B	2135	A
2	B	2136	C
2	B	2137	C
2	B	2138	C
2	B	2139	C
2	B	2142	C
2	B	2143	C
2	B	2145	C
2	B	2146	C
2	B	2147	G
2	B	2148	G
2	B	2149	G
2	B	2150	U
2	B	2152	G
2	B	2157	G
2	B	2158	A
2	B	2159	G
2	B	2162	G
2	B	2163	C
2	B	2164	C
2	B	2165	G
2	B	2166	G
2	B	2167	U
2	B	2168	G
2	B	2169	A
2	B	2171	A
2	B	2172	U
2	B	2173	A
2	B	2174	C
2	B	2176	A

Continued on next page...

Continued from previous page...

Mol	Chain	Res	Type
2	B	2178	C
2	B	2183	C
2	B	2187	G
2	B	2189	U
2	B	2190	G
2	B	2192	G
2	B	2198	A
2	B	2210	G
2	B	2211	G
2	B	2212	A
2	B	2213	U
2	B	2225	A
2	B	2226	C
2	B	2234	G
2	B	2238	G
2	B	2239	G
2	B	2246	G
2	B	2251	OMG
2	B	2252	G
2	B	2269	A
2	B	2273	A
2	B	2275	C
2	B	2278	A
2	B	2283	C
2	B	2286	A
2	B	2287	A
2	B	2288	A
2	B	2289	G
2	B	2297	C
2	B	2305	A
2	B	2308	G
2	B	2311	A
2	B	2318	G
2	B	2319	G
2	B	2320	A
2	B	2321	G
2	B	2325	G
2	B	2327	A
2	B	2335	A
2	B	2336	A
2	B	2340	G
2	B	2344	U

Continued on next page...

Continued from previous page...

Mol	Chain	Res	Type
2	B	2345	G
2	B	2347	C
2	B	2354	G
2	B	2383	G
2	B	2385	C
2	B	2386	C
2	B	2396	G
2	B	2402	C
2	B	2406	U
2	B	2414	G
2	B	2420	C
2	B	2422	A
2	B	2425	A
2	B	2427	C
2	B	2428	G
2	B	2429	G
2	B	2430	A
2	B	2434	A
2	B	2435	A
2	B	2436	G
2	B	2439	A
2	B	2440	C
2	B	2441	C
2	B	2445	G
2	B	2448	A
2	B	2464	C
2	B	2465	C
2	B	2468	G
2	B	2475	C
2	B	2476	A
2	B	2478	A
2	B	2487	G
2	B	2489	G
2	B	2493	U
2	B	2502	G
2	B	2504	U
2	B	2505	G
2	B	2507	C
2	B	2513	G
2	B	2518	A
2	B	2520	C
2	B	2525	G

Continued on next page...

Continued from previous page...

Mol	Chain	Res	Type
2	B	2529	G
2	B	2542	A
2	B	2543	G
2	B	2549	G
2	B	2554	U
2	B	2555	U
2	B	2566	A
2	B	2567	G
2	B	2568	C
2	B	2572	A
2	B	2573	C
2	B	2576	G
2	B	2578	G
2	B	2585	U
2	B	2586	C
2	B	2596	U
2	B	2602	A
2	B	2603	G
2	B	2609	U
2	B	2611	U
2	B	2612	C
2	B	2615	U
2	B	2623	G
2	B	2635	C
2	B	2662	A
2	B	2667	C
2	B	2686	G
2	B	2689	U
2	B	2691	C
2	B	2702	U
2	B	2703	C
2	B	2711	A
2	B	2712(A)	A
2	B	2713	A
2	B	2714	G
2	B	2718	G
2	B	2724	C
2	B	2726	U
2	B	2732	G
2	B	2733	A
2	B	2748	A
2	B	2757	A

Continued on next page...

Continued from previous page...

Mol	Chain	Res	Type
2	B	2758	A
2	B	2764	A
2	B	2765	A
2	B	2766	G
2	B	2769	C
2	B	2778	A
2	B	2790	A
2	B	2791	C
2	B	2793	G
2	B	2794	C
2	B	2795	G
2	B	2797	U
2	B	2798	C
2	B	2799	A
2	B	2801	A
2	B	2802	G
2	B	2807	G
2	B	2809	A
2	B	2818	G
2	B	2820	A
2	B	2821	A
2	B	2825	G
2	B	2833	G
2	B	2835	A
2	B	2836	U
2	B	2870	C
2	B	2872	G
2	B	2873	A
2	B	2876	G
2	B	2879	C
2	B	2880	C
2	B	2883	A
2	B	2886	G
2	B	2892	A
2	B	2894	G
2	B	2895	U
2	B	2897	U
3	C	2	C
3	C	8	U
3	C	9	G
3	C	13	A
3	C	22	U

Continued on next page...

Continued from previous page...

Mol	Chain	Res	Type
3	C	30	C
3	C	35	U
3	C	41	U
3	C	42	C
3	C	44	G
3	C	53	A
3	C	63	G
3	C	65	C
3	C	66	A
3	C	73	A
3	C	87	G
3	C	90	C
3	C	105	G
3	C	109	G
4	D	7	G
4	D	8	4SU
4	D	9	G
4	D	10	G
4	D	12	G
4	D	15	G
4	D	16	C
4	D	17	C
4	D	17(A)	U
4	D	18	G
4	D	19	G
4	D	20	U
4	D	22	G
4	D	23	C
4	D	24	U
4	D	26	G
4	D	34	C
4	D	35	A
4	D	40	C
4	D	47	U
4	D	48	C
4	D	53	G
4	D	55	PSU
4	D	61	C
4	D	64	G
4	D	66	C
4	D	71	C
34	HA	16	A

Continued on next page...

Continued from previous page...

Mol	Chain	Res	Type
34	HA	21	A
34	HA	22	A
4	IA	3	C
4	IA	12	G
4	IA	17(A)	U
4	IA	18	G
4	IA	19	G
4	IA	21	A
4	IA	22	G
4	IA	25	C
4	IA	31	G
4	IA	42	G
4	IA	46	G
4	IA	48	C
4	IA	51	C
4	IA	56	C
4	IA	59	A
4	IA	72	A
4	IA	73	A
4	IA	74	C
4	IA	75	C
4	IA	76	A
1	FB	9	G
1	FB	13	U
1	FB	22	G
1	FB	26	A
1	FB	31	G
1	FB	32	A
1	FB	39	G
1	FB	47	C
1	FB	48	C
1	FB	50	A
1	FB	51	A
1	FB	52	G
1	FB	58	C
1	FB	61	G
1	FB	79	G
1	FB	80	G
1	FB	82	U
1	FB	84	U
1	FB	85	U
1	FB	86	U

Continued on next page...

Continued from previous page...

Mol	Chain	Res	Type
1	FB	87	A
1	FB	88	C
1	FB	101	A
1	FB	115	G
1	FB	116	A
1	FB	121	C
1	FB	122	G
1	FB	131	C
1	FB	144	G
1	FB	163	C
1	FB	169	C
1	FB	173	U
1	FB	174	C
1	FB	176	C
1	FB	180	U
1	FB	182	U
1	FB	185	A
1	FB	188	U
1	FB	195	A
1	FB	197	A
1	FB	201	C
1	FB	208	U
1	FB	209	U
1	FB	210	U
1	FB	216	G
1	FB	218	C
1	FB	222	U
1	FB	226	G
1	FB	233	C
1	FB	243	A
1	FB	247	G
1	FB	251	G
1	FB	266	G
1	FB	268	C
1	FB	278	G
1	FB	279	A
1	FB	280	C
1	FB	281	G
1	FB	289	G
1	FB	291	C
1	FB	297	G
1	FB	298	A

Continued on next page...

Continued from previous page...

Mol	Chain	Res	Type
1	FB	306	G
1	FB	319	G
1	FB	321	A
1	FB	324	G
1	FB	328	C
1	FB	329	A
1	FB	330	C
1	FB	332	G
1	FB	352	C
1	FB	353	A
1	FB	354	G
1	FB	367	U
1	FB	372	C
1	FB	373	A
1	FB	384	G
1	FB	388	G
1	FB	392	G
1	FB	397	A
1	FB	398	C
1	FB	404	U
1	FB	406	G
1	FB	412	A
1	FB	413	G
1	FB	423	G
1	FB	429	U
1	FB	439	A
1	FB	442	C
1	FB	452	A
1	FB	458	C
1	FB	464	G
1	FB	465	A
1	FB	466	G
1	FB	467	G
1	FB	482	A
1	FB	484	G
1	FB	485	G
1	FB	486	U
1	FB	494	U
1	FB	495	A
1	FB	496	A
1	FB	497	U
1	FB	500	G

Continued on next page...

Continued from previous page...

Mol	Chain	Res	Type
1	FB	505	G
1	FB	508	C
1	FB	509	A
1	FB	511	C
1	FB	518	C
1	FB	519	C
1	FB	531	U
1	FB	532	A
1	FB	536	C
1	FB	547	A
1	FB	559	A
1	FB	561	U
1	FB	562	C
1	FB	563	A
1	FB	564	C
1	FB	567	G
1	FB	568	G
1	FB	572	A
1	FB	573	A
1	FB	575	G
1	FB	576	G
1	FB	577	G
1	FB	579	G
1	FB	607	A
1	FB	616	G
1	FB	618	C
1	FB	630	G
1	FB	631	G
1	FB	653	A
1	FB	665	A
1	FB	666	G
1	FB	672	U
1	FB	688	G
1	FB	695	A
1	FB	701	C
1	FB	702	A
1	FB	724	G
1	FB	729	A
1	FB	731	G
1	FB	734	G
1	FB	749	C
1	FB	759	A

Continued on next page...

Continued from previous page...

Mol	Chain	Res	Type
1	FB	760	G
1	FB	777	A
1	FB	793	U
1	FB	794	A
1	FB	810	C
1	FB	815	A
1	FB	816	A
1	FB	817	C
1	FB	818	G
1	FB	821	G
1	FB	826	C
1	FB	828	A
1	FB	842	C
1	FB	843	U
1	FB	848	C
1	FB	853	G
1	FB	855	G
1	FB	859	A
1	FB	873	A
1	FB	886	G
1	FB	899	C
1	FB	902	G
1	FB	914	A
1	FB	916	G
1	FB	926	G
1	FB	927	G
1	FB	934	C
1	FB	935	A
1	FB	941	G
1	FB	943	U
1	FB	958	A
1	FB	960	U
1	FB	969	A
1	FB	971	G
1	FB	974	A
1	FB	975	A
1	FB	976	G
1	FB	977	A
1	FB	982	U
1	FB	988	G
1	FB	990	C
1	FB	992	U

Continued on next page...

Continued from previous page...

Mol	Chain	Res	Type
1	FB	993	G
1	FB	994	A
1	FB	1001	G
1	FB	1002	G
1	FB	1004	A
1	FB	1005	A
1	FB	1006	C
1	FB	1007	C
1	FB	1009	G
1	FB	1011	G
1	FB	1023	G
1	FB	1024	G
1	FB	1025	U
1	FB	1026	G
1	FB	1028(C)	C
1	FB	1029	G
1	FB	1030	C
1	FB	1031	G
1	FB	1032(A)	A
1	FB	1032(B)	G
1	FB	1032(C)	G
1	FB	1033	G
1	FB	1038	C
1	FB	1039	C
1	FB	1040	U
1	FB	1041	A
1	FB	1042	G
1	FB	1044	A
1	FB	1045	C
1	FB	1046	A
1	FB	1053	G
1	FB	1064	G
1	FB	1065	U
1	FB	1067	A
1	FB	1079	G
1	FB	1081	G
1	FB	1085	U
1	FB	1094	G
1	FB	1095	U
1	FB	1096	C
1	FB	1101	A
1	FB	1118	C

Continued on next page...

Continued from previous page...

Mol	Chain	Res	Type
1	FB	1122	U
1	FB	1123	A
1	FB	1126	U
1	FB	1129	C
1	FB	1136	U
1	FB	1137	C
1	FB	1138	G
1	FB	1139	G
1	FB	1140	C
1	FB	1144	G
1	FB	1145	C
1	FB	1146	A
1	FB	1152	A
1	FB	1159	U
1	FB	1160	G
1	FB	1163	C
1	FB	1167	A
1	FB	1170	A
1	FB	1172	C
1	FB	1174	G
1	FB	1175	G
1	FB	1179	A
1	FB	1183	A
1	FB	1185	G
1	FB	1189	C
1	FB	1192	C
1	FB	1193	G
1	FB	1196	U
1	FB	1197	G
1	FB	1202	G
1	FB	1209	C
1	FB	1212	U
1	FB	1213	A
1	FB	1214	C
1	FB	1217	C
1	FB	1218	C
1	FB	1225	A
1	FB	1228	C
1	FB	1234	C
1	FB	1236	A
1	FB	1238	A
1	FB	1240	U

Continued on next page...

Continued from previous page...

Mol	Chain	Res	Type
1	FB	1241	G
1	FB	1247	U
1	FB	1248	A
1	FB	1251	A
1	FB	1252	A
1	FB	1257	U
1	FB	1258	G
1	FB	1265	G
1	FB	1267	C
1	FB	1274	G
1	FB	1277	C
1	FB	1278	U
1	FB	1279	A
1	FB	1280	A
1	FB	1281	U
1	FB	1285	A
1	FB	1286	A
1	FB	1287	A
1	FB	1288	A
1	FB	1296	C
1	FB	1297	C
1	FB	1298	C
1	FB	1299	A
1	FB	1302	U
1	FB	1305	G
1	FB	1307	U
1	FB	1310	G
1	FB	1314	C
1	FB	1315	U
1	FB	1316	G
1	FB	1317	C
1	FB	1318	A
1	FB	1320	C
1	FB	1322	C
1	FB	1324	A
1	FB	1335	C
1	FB	1336	C
1	FB	1338	G
1	FB	1344	C
1	FB	1346	A
1	FB	1347	G
1	FB	1353	G

Continued on next page...

Continued from previous page...

Mol	Chain	Res	Type
1	FB	1356	G
1	FB	1362(B)	C
1	FB	1363	A
1	FB	1370	G
1	FB	1379	G
1	FB	1382	C
1	FB	1394	A
1	FB	1397	C
1	FB	1398	A
1	FB	1419	G
1	FB	1429	C
1	FB	1442	G
1	FB	1451	A
1	FB	1452	C
1	FB	1487	G
1	FB	1492	A
1	FB	1493	A
1	FB	1494	G
1	FB	1497	G
1	FB	1498	UR3
1	FB	1499	A
1	FB	1502	A
1	FB	1504	G
1	FB	1506	U
1	FB	1507	A
1	FB	1517	G
1	FB	1529	G
1	FB	1530	G
1	FB	1532	U
2	GB	12	U
2	GB	34	C
2	GB	35	G
2	GB	39	C
2	GB	46	C
2	GB	50	U
2	GB	59	U
2	GB	61	G
2	GB	63	U
2	GB	71	A
2	GB	74	A
2	GB	75	G
2	GB	91	A

Continued on next page...

Continued from previous page...

Mol	Chain	Res	Type
2	GB	99	U
2	GB	118	A
2	GB	120	U
2	GB	125	G
2	GB	131	G
2	GB	133	C
2	GB	149	A
2	GB	154(A)	C
2	GB	155	C
2	GB	162	U
2	GB	163	U
2	GB	164	U
2	GB	181	A
2	GB	188	G
2	GB	196	A
2	GB	199	A
2	GB	204	A
2	GB	205	G
2	GB	214	G
2	GB	215	G
2	GB	216	A
2	GB	220	G
2	GB	222	A
2	GB	225	A
2	GB	228	A
2	GB	229	A
2	GB	233	A
2	GB	248	G
2	GB	249	C
2	GB	264	C
2	GB	269	U
2	GB	270(M)	U
2	GB	270(N)	U
2	GB	270(O)	G
2	GB	270(P)	U
2	GB	270(Q)	C
2	GB	271	G
2	GB	276	A
2	GB	278	A
2	GB	279	C
2	GB	288	C
2	GB	294	A

Continued on next page...

Continued from previous page...

Mol	Chain	Res	Type
2	GB	311	A
2	GB	322	A
2	GB	323	G
2	GB	324	A
2	GB	329	G
2	GB	330	A
2	GB	331	A
2	GB	334	C
2	GB	339	U
2	GB	342	G
2	GB	346	A
2	GB	352	G
2	GB	353	G
2	GB	362	U
2	GB	363(A)	G
2	GB	363(G)	A
2	GB	372	G
2	GB	376	C
2	GB	380	U
2	GB	385	C
2	GB	386	G
2	GB	404	C
2	GB	405	U
2	GB	411	G
2	GB	412	A
2	GB	416	C
2	GB	418	G
2	GB	444	C
2	GB	448	U
2	GB	454	A
2	GB	455	C
2	GB	457	A
2	GB	464	U
2	GB	471	A
2	GB	473	G
2	GB	481	G
2	GB	492	A
2	GB	494	G
2	GB	501	A
2	GB	505	A
2	GB	507	A
2	GB	508	G

Continued on next page...

Continued from previous page...

Mol	Chain	Res	Type
2	GB	509	C
2	GB	518	G
2	GB	527	C
2	GB	529	A
2	GB	530	G
2	GB	531	C
2	GB	532	A
2	GB	533	G
2	GB	546	C
2	GB	548	A
2	GB	549	G
2	GB	550	G
2	GB	562	U
2	GB	563	G
2	GB	573	G
2	GB	574	C
2	GB	575	A
2	GB	595	C
2	GB	603	A
2	GB	604	G
2	GB	607	U
2	GB	609(B)	G
2	GB	613	U
2	GB	615	G
2	GB	616	A
2	GB	617	G
2	GB	627	A
2	GB	629	G
2	GB	634	C
2	GB	637	A
2	GB	645	C
2	GB	646	A
2	GB	651	G
2	GB	652	U
2	GB	654	U
2	GB	656	G
2	GB	668	G
2	GB	670	A
2	GB	671	C
2	GB	682	G
2	GB	686	G
2	GB	701	G

Continued on next page...

Continued from previous page...

Mol	Chain	Res	Type
2	GB	702	G
2	GB	708	C
2	GB	717	G
2	GB	720	C
2	GB	722	A
2	GB	723	G
2	GB	730	C
2	GB	738	G
2	GB	749	C
2	GB	758	C
2	GB	765	G
2	GB	775	G
2	GB	776	G
2	GB	779	U
2	GB	782	A
2	GB	784	A
2	GB	785	G
2	GB	788	A
2	GB	789	A
2	GB	790	C
2	GB	792	G
2	GB	800	A
2	GB	801	G
2	GB	805	G
2	GB	812	C
2	GB	819	A
2	GB	822	U
2	GB	825	C
2	GB	826	U
2	GB	827	U
2	GB	828	U
2	GB	831	G
2	GB	846	C
2	GB	855	G
2	GB	859	G
2	GB	860	U
2	GB	863	A
2	GB	865	C
2	GB	866	A
2	GB	869	G
2	GB	878	A
2	GB	879	G

Continued on next page...

Continued from previous page...

Mol	Chain	Res	Type
2	GB	882	G
2	GB	884	C
2	GB	886	C
2	GB	887	A
2	GB	888	C
2	GB	889	C
2	GB	890	A
2	GB	893	C
2	GB	894	C
2	GB	895	U
2	GB	896	A
2	GB	899	A
2	GB	907	U
2	GB	910	A
2	GB	914	C
2	GB	915	C
2	GB	917	A
2	GB	921	G
2	GB	931	G
2	GB	932	G
2	GB	938	G
2	GB	941	A
2	GB	945	A
2	GB	946	G
2	GB	958	U
2	GB	961	C
2	GB	973	A
2	GB	974(A)	G
2	GB	974(B)	C
2	GB	978	G
2	GB	980	A
2	GB	983	A
2	GB	996	A
2	GB	1005	C
2	GB	1009	A
2	GB	1012	U
2	GB	1013	C
2	GB	1016	G
2	GB	1021	A
2	GB	1022	G
2	GB	1023	U
2	GB	1024	G

Continued on next page...

Continued from previous page...

Mol	Chain	Res	Type
2	GB	1026	U
2	GB	1027	A
2	GB	1033	U
2	GB	1038	C
2	GB	1039	G
2	GB	1045	A
2	GB	1046	A
2	GB	1047	G
2	GB	1048	A
2	GB	1050	A
2	GB	1053	C
2	GB	1054	A
2	GB	1055	G
2	GB	1056	G
2	GB	1057	A
2	GB	1059	G
2	GB	1060	U
2	GB	1061	U
2	GB	1064	C
2	GB	1065	U
2	GB	1066	U
2	GB	1067	A
2	GB	1068	G
2	GB	1070	A
2	GB	1071	G
2	GB	1073	A
2	GB	1074	G
2	GB	1075	C
2	GB	1076	C
2	GB	1077	A
2	GB	1078	U
2	GB	1079	C
2	GB	1080	C
2	GB	1081	U
2	GB	1082	U
2	GB	1083	U
2	GB	1084	A
2	GB	1085	A
2	GB	1086	A
2	GB	1087	G
2	GB	1088	A
2	GB	1089	G

Continued on next page...

Continued from previous page...

Mol	Chain	Res	Type
2	GB	1090	U
2	GB	1091	G
2	GB	1092	C
2	GB	1093	G
2	GB	1094	U
2	GB	1098	A
2	GB	1099	G
2	GB	1100	C
2	GB	1101	U
2	GB	1107	G
2	GB	1111	A
2	GB	1112	G
2	GB	1113	U
2	GB	1129	A
2	GB	1130	U
2	GB	1135	C
2	GB	1136	G
2	GB	1139	G
2	GB	1142(B)	A
2	GB	1143	A
2	GB	1147	C
2	GB	1174	A
2	GB	1175	U
2	GB	1177	A
2	GB	1205	U
2	GB	1210	A
2	GB	1211	U
2	GB	1218	C
2	GB	1220	A
2	GB	1227	G
2	GB	1240	U
2	GB	1244	G
2	GB	1248	G
2	GB	1249	U
2	GB	1252	G
2	GB	1253	A
2	GB	1256	G
2	GB	1271	G
2	GB	1272	A
2	GB	1273	U
2	GB	1275	A
2	GB	1276	A

Continued on next page...

Continued from previous page...

Mol	Chain	Res	Type
2	GB	1300	U
2	GB	1301	A
2	GB	1302	A
2	GB	1313	U
2	GB	1329	U
2	GB	1347	G
2	GB	1352	U
2	GB	1359	A
2	GB	1360	A
2	GB	1365	A
2	GB	1378	A
2	GB	1379	A
2	GB	1384	A
2	GB	1385	G
2	GB	1386	C
2	GB	1394	U
2	GB	1395	A
2	GB	1396	U
2	GB	1403	C
2	GB	1416	G
2	GB	1417	C
2	GB	1419	A
2	GB	1424	G
2	GB	1428	C
2	GB	1437	C
2	GB	1444(B)	A
2	GB	1449(B)	A
2	GB	1449	G
2	GB	1453	A
2	GB	1454	U
2	GB	1455	G
2	GB	1460	A
2	GB	1467	C
2	GB	1471	A
2	GB	1483	G
2	GB	1493	C
2	GB	1497	U
2	GB	1510	A
2	GB	1511	A
2	GB	1524	G
2	GB	1525	G
2	GB	1532	C

Continued on next page...

Continued from previous page...

Mol	Chain	Res	Type
2	GB	1534	G
2	GB	1535	U
2	GB	1537	C
2	GB	1539	G
2	GB	1543	A
2	GB	1544	C
2	GB	1554	A
2	GB	1558	A
2	GB	1559	G
2	GB	1566	A
2	GB	1569	A
2	GB	1578	U
2	GB	1583	A
2	GB	1585	C
2	GB	1588	C
2	GB	1595	G
2	GB	1602	U
2	GB	1608	A
2	GB	1609	A
2	GB	1616	A
2	GB	1618	A
2	GB	1630(B)	C
2	GB	1637	A
2	GB	1640	C
2	GB	1644	C
2	GB	1648	C
2	GB	1654	A
2	GB	1669	A
2	GB	1674	G
2	GB	1675	C
2	GB	1681	G
2	GB	1700	A
2	GB	1701	A
2	GB	1717	G
2	GB	1728	G
2	GB	1729	A
2	GB	1730	U
2	GB	1731	G
2	GB	1743	G
2	GB	1746	G
2	GB	1747	G
2	GB	1757	U

Continued on next page...

Continued from previous page...

Mol	Chain	Res	Type
2	GB	1761	C
2	GB	1762	A
2	GB	1763	G
2	GB	1764	G
2	GB	1771	C
2	GB	1773	A
2	GB	1776	G
2	GB	1791	A
2	GB	1800	C
2	GB	1801	G
2	GB	1811	G
2	GB	1816	G
2	GB	1826	G
2	GB	1829	A
2	GB	1830	C
2	GB	1833	U
2	GB	1847	A
2	GB	1859	A
2	GB	1880	C
2	GB	1882	C
2	GB	1900	A
2	GB	1903	G
2	GB	1906	G
2	GB	1929	G
2	GB	1930	G
2	GB	1937	A
2	GB	1938	A
2	GB	1939	5MU
2	GB	1940	U
2	GB	1941	C
2	GB	1955	U
2	GB	1963	U
2	GB	1964	G
2	GB	1966	A
2	GB	1967	C
2	GB	1970	A
2	GB	1971	A
2	GB	1972	A
2	GB	1993	U
2	GB	1997	G
2	GB	2020	A
2	GB	2023	G

Continued on next page...

Continued from previous page...

Mol	Chain	Res	Type
2	GB	2031	A
2	GB	2032	G
2	GB	2033	A
2	GB	2036	C
2	GB	2039	C
2	GB	2043	C
2	GB	2051	A
2	GB	2052	G
2	GB	2055	C
2	GB	2056	G
2	GB	2060	A
2	GB	2061	G
2	GB	2062	A
2	GB	2063	C
2	GB	2069	G
2	GB	2072	G
2	GB	2093	G
2	GB	2102	U
2	GB	2111	C
2	GB	2116	G
2	GB	2117	A
2	GB	2122	U
2	GB	2124	G
2	GB	2125	G
2	GB	2127	G
2	GB	2128	C
2	GB	2129	C
2	GB	2130	U
2	GB	2131	G
2	GB	2132	U
2	GB	2133	G
2	GB	2134	A
2	GB	2135	A
2	GB	2136	C
2	GB	2137	C
2	GB	2138	C
2	GB	2139	C
2	GB	2142	C
2	GB	2143	C
2	GB	2145	C
2	GB	2146	C
2	GB	2147	G

Continued on next page...

Continued from previous page...

Mol	Chain	Res	Type
2	GB	2148	G
2	GB	2149	G
2	GB	2150	U
2	GB	2152	G
2	GB	2157	G
2	GB	2158	A
2	GB	2159	G
2	GB	2162	G
2	GB	2163	C
2	GB	2164	C
2	GB	2165	G
2	GB	2166	G
2	GB	2167	U
2	GB	2168	G
2	GB	2169	A
2	GB	2171	A
2	GB	2172	U
2	GB	2173	A
2	GB	2174	C
2	GB	2176	A
2	GB	2178	C
2	GB	2183	C
2	GB	2187	G
2	GB	2189	U
2	GB	2190	G
2	GB	2192	G
2	GB	2198	A
2	GB	2210	G
2	GB	2211	G
2	GB	2212	A
2	GB	2213	U
2	GB	2225	A
2	GB	2226	C
2	GB	2234	G
2	GB	2238	G
2	GB	2239	G
2	GB	2246	G
2	GB	2251	OMG
2	GB	2252	G
2	GB	2269	A
2	GB	2273	A
2	GB	2275	C

Continued on next page...

Continued from previous page...

Mol	Chain	Res	Type
2	GB	2278	A
2	GB	2282	G
2	GB	2283	C
2	GB	2286	A
2	GB	2287	A
2	GB	2288	A
2	GB	2289	G
2	GB	2297	C
2	GB	2305	A
2	GB	2308	G
2	GB	2311	A
2	GB	2318	G
2	GB	2319	G
2	GB	2320	A
2	GB	2321	G
2	GB	2325	G
2	GB	2327	A
2	GB	2334	G
2	GB	2335	A
2	GB	2336	A
2	GB	2340	G
2	GB	2344	U
2	GB	2345	G
2	GB	2347	C
2	GB	2354	G
2	GB	2356	C
2	GB	2383	G
2	GB	2385	C
2	GB	2386	C
2	GB	2396	G
2	GB	2402	C
2	GB	2406	U
2	GB	2420	C
2	GB	2422	A
2	GB	2425	A
2	GB	2427	C
2	GB	2428	G
2	GB	2429	G
2	GB	2430	A
2	GB	2434	A
2	GB	2436	G
2	GB	2439	A

Continued on next page...

Continued from previous page...

Mol	Chain	Res	Type
2	GB	2440	C
2	GB	2441	C
2	GB	2445	G
2	GB	2448	A
2	GB	2464	C
2	GB	2465	C
2	GB	2468	G
2	GB	2475	C
2	GB	2476	A
2	GB	2478	A
2	GB	2487	G
2	GB	2489	G
2	GB	2493	U
2	GB	2502	G
2	GB	2504	U
2	GB	2505	G
2	GB	2507	C
2	GB	2513	G
2	GB	2518	A
2	GB	2520	C
2	GB	2525	G
2	GB	2529	G
2	GB	2542	A
2	GB	2543	G
2	GB	2549	G
2	GB	2554	U
2	GB	2555	U
2	GB	2566	A
2	GB	2567	G
2	GB	2568	C
2	GB	2572	A
2	GB	2573	C
2	GB	2576	G
2	GB	2585	U
2	GB	2586	C
2	GB	2596	U
2	GB	2602	A
2	GB	2603	G
2	GB	2609	U
2	GB	2611	U
2	GB	2612	C
2	GB	2615	U

Continued on next page...

Continued from previous page...

Mol	Chain	Res	Type
2	GB	2623	G
2	GB	2635	C
2	GB	2662	A
2	GB	2667	C
2	GB	2686	G
2	GB	2689	U
2	GB	2691	C
2	GB	2702	U
2	GB	2703	C
2	GB	2711	A
2	GB	2712(A)	A
2	GB	2713	A
2	GB	2714	G
2	GB	2718	G
2	GB	2724	C
2	GB	2726	U
2	GB	2732	G
2	GB	2733	A
2	GB	2748	A
2	GB	2757	A
2	GB	2758	A
2	GB	2764	A
2	GB	2765	A
2	GB	2766	G
2	GB	2769	C
2	GB	2778	A
2	GB	2790	A
2	GB	2791	C
2	GB	2793	G
2	GB	2794	C
2	GB	2795	G
2	GB	2797	U
2	GB	2798	C
2	GB	2799	A
2	GB	2801	A
2	GB	2802	G
2	GB	2807	G
2	GB	2809	A
2	GB	2818	G
2	GB	2820	A
2	GB	2821	A
2	GB	2825	G

Continued on next page...

Continued from previous page...

Mol	Chain	Res	Type
2	GB	2833	G
2	GB	2835	A
2	GB	2836	U
2	GB	2870	C
2	GB	2872	G
2	GB	2873	A
2	GB	2876	G
2	GB	2879	C
2	GB	2880	C
2	GB	2883	A
2	GB	2886	G
2	GB	2892	A
2	GB	2894	G
2	GB	2895	U
2	GB	2897	U
3	HB	2	C
3	HB	8	U
3	HB	9	G
3	HB	13	A
3	HB	22	U
3	HB	24	G
3	HB	30	C
3	HB	35	U
3	HB	41	U
3	HB	42	C
3	HB	44	G
3	HB	53	A
3	HB	63	G
3	HB	65	C
3	HB	66	A
3	HB	73	A
3	HB	87	G
3	HB	90	C
3	HB	105	G
3	HB	109	G
4	IB	8	4SU
4	IB	9	G
4	IB	10	G
4	IB	12	G
4	IB	15	G
4	IB	16	C
4	IB	17	C

Continued on next page...

Continued from previous page...

Mol	Chain	Res	Type
4	IB	17(A)	U
4	IB	18	G
4	IB	19	G
4	IB	20	U
4	IB	22	G
4	IB	23	C
4	IB	24	U
4	IB	26	G
4	IB	34	C
4	IB	35	A
4	IB	40	C
4	IB	47	U
4	IB	48	C
4	IB	53	G
4	IB	55	PSU
4	IB	61	C
4	IB	64	G
4	IB	66	C
4	IB	71	C
34	MC	16	A
34	MC	21	A
34	MC	22	A
4	NC	3	C
4	NC	12	G
4	NC	17(A)	U
4	NC	18	G
4	NC	19	G
4	NC	21	A
4	NC	22	G
4	NC	25	C
4	NC	31	G
4	NC	46	G
4	NC	48	C
4	NC	51	C
4	NC	56	C
4	NC	59	A
4	NC	72	A
4	NC	73	A
4	NC	74	C
4	NC	75	C
4	NC	76	A

All (68) RNA pucker outliers are listed below:

Mol	Chain	Res	Type
1	A	81	G
1	A	115	G
1	A	210	U
1	A	498	A
1	A	560	U
1	A	563	A
1	A	687	A
1	A	748	C
1	A	913	A
1	A	1201	A
1	A	1240	U
1	A	1491	G
2	B	34	C
2	B	222	A
2	B	352	G
2	B	507	A
2	B	528	A
2	B	614	U
2	B	974(A)	G
2	B	1026	U
2	B	1060	U
2	B	1080	C
2	B	1210	A
2	B	1558	A
2	B	1608	A
2	B	1939	5MU
2	B	1992	G
2	B	2062	A
2	B	2110	G
2	B	2251	OMG
2	B	2405	G
2	B	2439	A
2	B	2602	A
2	B	2756	U
1	FB	81	G
1	FB	115	G
1	FB	210	U
1	FB	498	A
1	FB	560	U
1	FB	563	A
1	FB	687	A
1	FB	748	C
1	FB	913	A

Continued on next page...

Continued from previous page...

Mol	Chain	Res	Type
1	FB	1201	A
1	FB	1240	U
1	FB	1491	G
2	GB	34	C
2	GB	352	G
2	GB	507	A
2	GB	528	A
2	GB	614	U
2	GB	974(A)	G
2	GB	1026	U
2	GB	1060	U
2	GB	1080	C
2	GB	1210	A
2	GB	1275	A
2	GB	1558	A
2	GB	1608	A
2	GB	1939	5MU
2	GB	1992	G
2	GB	2062	A
2	GB	2110	G
2	GB	2251	OMG
2	GB	2405	G
2	GB	2439	A
2	GB	2602	A
2	GB	2756	U

5.4 Non-standard residues in protein, DNA, RNA chains [i](#)

64 non-standard protein/DNA/RNA residues are modelled in this entry.

In the following table, the Counts columns list the number of bonds (or angles) for which Mogul statistics could be retrieved, the number of bonds (or angles) that are observed in the model and the number of bonds (or angles) that are defined in the Chemical Component Dictionary. The Link column lists molecule types, if any, to which the group is linked. The Z score for a bond length (or angle) is the number of standard deviations the observed value is removed from the expected value. A bond length (or angle) with $|Z| > 2$ is considered an outlier worth inspection. RMSZ is the root-mean-square of all Z scores of the bond lengths (or angles).

Mol	Type	Chain	Res	Link	Bond lengths			Bond angles		
					Counts	RMSZ	# Z > 2	Counts	RMSZ	# Z > 2
1	7MG	A	527	1	22,26,27	3.22	7 (31%)	29,39,42	2.05	8 (27%)
46	0TD	VA	92	46	7,9,10	1.79	1 (14%)	6,11,13	3.11	4 (66%)

Mol	Type	Chain	Res	Link	Bond lengths			Bond angles		
					Counts	RMSZ	# Z > 2	Counts	RMSZ	# Z > 2
2	PSU	GB	1911	2	18,21,22	1.54	3 (16%)	22,30,33	2.02	7 (31%)
2	5MU	B	1939	2	19,22,23	2.05	4 (21%)	28,32,35	2.58	8 (28%)
2	5MU	GB	1915	2	19,22,23	1.99	3 (15%)	28,32,35	2.16	8 (28%)
4	5MC	IB	32	4	18,22,23	1.61	3 (16%)	26,32,35	1.11	2 (7%)
2	2MU	B	2552	2	19,22,24	2.68	5 (26%)	26,31,36	2.18	7 (26%)
2	PSU	B	1911	2	18,21,22	1.32	1 (5%)	22,30,33	1.97	7 (31%)
1	2MG	FB	1207	1	18,26,27	2.34	4 (22%)	16,38,41	1.32	3 (18%)
1	5MC	A	1404	1	18,22,23	1.77	4 (22%)	26,32,35	1.24	5 (19%)
1	UR3	A	1498	1	19,22,23	1.77	1 (5%)	26,32,35	1.17	1 (3%)
2	PSU	B	1917	2	18,21,22	1.71	2 (11%)	22,30,33	1.68	4 (18%)
1	5MC	FB	967	1	18,22,23	1.59	4 (22%)	26,32,35	1.39	5 (19%)
4	4SU	IA	8	4	18,21,22	4.79	7 (38%)	26,30,33	5.73	10 (38%)
2	2MA	B	2503	2	17,25,26	1.34	2 (11%)	17,37,40	1.09	2 (11%)
4	5MU	IA	54	4	19,22,23	2.05	3 (15%)	28,32,35	2.02	6 (21%)
2	5MC	GB	1942	2	18,22,23	1.62	3 (16%)	26,32,35	1.58	3 (11%)
1	7MG	FB	527	1	22,26,27	3.36	7 (31%)	29,39,42	2.14	8 (27%)
1	PSU	FB	516	1	18,21,22	1.73	3 (16%)	22,30,33	1.31	3 (13%)
1	5MC	A	1400	1	18,22,23	1.58	3 (16%)	26,32,35	1.35	4 (15%)
4	5MC	NC	32	4	18,22,23	1.67	3 (16%)	26,32,35	1.08	2 (7%)
2	OMG	GB	2251	2	18,26,27	2.25	5 (27%)	19,38,41	1.60	6 (31%)
1	2MG	A	1207	1	18,26,27	2.40	4 (22%)	16,38,41	1.34	3 (18%)
4	PSU	IB	55	4	18,21,22	1.61	2 (11%)	22,30,33	1.62	4 (18%)
4	PSU	D	55	4	18,21,22	1.64	2 (11%)	22,30,33	1.64	4 (18%)
4	5MU	D	54	4	19,22,23	2.07	3 (15%)	28,32,35	2.09	7 (25%)
1	5MC	A	967	1	18,22,23	1.66	4 (22%)	26,32,35	1.42	4 (15%)
1	PSU	A	516	1	18,21,22	1.57	3 (16%)	22,30,33	1.34	2 (9%)
1	MA6	FB	1519	1	19,26,27	1.77	3 (15%)	18,38,41	1.42	2 (11%)
2	OMG	B	2251	2	18,26,27	2.21	3 (16%)	19,38,41	1.64	6 (31%)
4	PSU	IA	55	4	18,21,22	1.59	2 (11%)	22,30,33	1.74	4 (18%)
1	5MC	FB	1407	1	18,22,23	1.74	3 (16%)	26,32,35	1.11	3 (11%)
1	UR3	FB	1498	1	19,22,23	1.78	1 (5%)	26,32,35	1.26	2 (7%)
1	M2G	FB	966	1	20,27,28	2.49	5 (25%)	22,40,43	1.25	4 (18%)
1	4OC	A	1402	1	20,23,24	1.08	2 (10%)	26,32,35	1.21	2 (7%)
1	5MC	FB	1400	1	18,22,23	1.57	4 (22%)	26,32,35	1.17	2 (7%)
2	4OC	B	1920	2,56	19,22,24	1.17	1 (5%)	26,31,35	1.51	2 (7%)

Mol	Type	Chain	Res	Link	Bond lengths			Bond angles		
					Counts	RMSZ	# Z > 2	Counts	RMSZ	# Z > 2
2	4OC	GB	1920	2	19,22,24	1.10	1 (5%)	26,31,35	1.42	1 (3%)
46	0TD	AD	92	46	7,9,10	1.75	1 (14%)	6,11,13	3.07	4 (66%)
1	5MC	A	1407	1	18,22,23	1.72	3 (16%)	26,32,35	1.18	3 (11%)
1	5MC	FB	1404	1	18,22,23	1.53	3 (16%)	26,32,35	1.13	2 (7%)
2	5MU	B	1915	2	19,22,23	2.00	3 (15%)	28,32,35	2.27	9 (32%)
1	4OC	FB	1402	1	20,23,24	1.03	2 (10%)	26,32,35	1.29	2 (7%)
1	MA6	FB	1518	1	19,26,27	1.56	3 (15%)	18,38,41	1.47	2 (11%)
2	5MU	GB	1939	2	19,22,23	2.22	4 (21%)	28,32,35	2.40	8 (28%)
2	2MU	GB	2552	2	19,22,24	2.52	5 (26%)	26,31,36	2.18	7 (26%)
2	5MC	GB	1962	2	18,22,23	1.71	4 (22%)	26,32,35	1.38	2 (7%)
1	MA6	A	1519	1	19,26,27	1.43	3 (15%)	18,38,41	1.37	1 (5%)
2	PSU	GB	2605	2	18,21,22	1.68	3 (16%)	22,30,33	2.17	6 (27%)
4	5MC	IA	32	4	18,22,23	1.68	3 (16%)	26,32,35	0.98	2 (7%)
4	4SU	NC	8	4	18,21,22	4.52	7 (38%)	26,30,33	6.05	10 (38%)
4	5MU	NC	54	4	19,22,23	2.07	3 (15%)	28,32,35	2.00	7 (25%)
4	PSU	NC	55	4	18,21,22	1.66	2 (11%)	22,30,33	1.69	4 (18%)
1	M2G	A	966	1	20,27,28	2.51	3 (15%)	22,40,43	1.33	4 (18%)
4	5MU	IB	54	4	19,22,23	2.04	3 (15%)	28,32,35	2.09	7 (25%)
4	4SU	IB	8	4	18,21,22	4.45	7 (38%)	26,30,33	5.76	11 (42%)
4	5MC	D	32	4	18,22,23	1.64	3 (16%)	26,32,35	1.11	2 (7%)
1	MA6	A	1518	1	19,26,27	1.66	3 (15%)	18,38,41	1.40	3 (16%)
4	4SU	D	8	4	18,21,22	4.58	7 (38%)	26,30,33	5.78	10 (38%)
2	5MC	B	1942	2	18,22,23	1.68	3 (16%)	26,32,35	1.42	3 (11%)
2	PSU	GB	1917	2	18,21,22	1.75	2 (11%)	22,30,33	1.70	4 (18%)
2	5MC	B	1962	2	18,22,23	1.79	4 (22%)	26,32,35	1.46	3 (11%)
2	PSU	B	2605	2	18,21,22	1.48	2 (11%)	22,30,33	1.98	5 (22%)
2	2MA	GB	2503	2	17,25,26	1.34	2 (11%)	17,37,40	1.09	2 (11%)

In the following table, the Chirals column lists the number of chiral outliers, the number of chiral centers analysed, the number of these observed in the model and the number defined in the Chemical Component Dictionary. Similar counts are reported in the Torsion and Rings columns. '-' means no outliers of that kind were identified.

Mol	Type	Chain	Res	Link	Chirals	Torsions	Rings
1	7MG	A	527	1	-	2/7/37/38	0/3/3/3
46	0TD	VA	92	46	-	4/7/12/14	-

Continued on next page...

Continued from previous page...

Mol	Type	Chain	Res	Link	Chirals	Torsions	Rings
2	PSU	GB	1911	2	-	0/7/25/26	0/2/2/2
2	5MU	B	1939	2	-	1/7/25/26	0/2/2/2
2	5MU	GB	1915	2	-	0/7/25/26	0/2/2/2
4	5MC	IB	32	4	-	0/7/25/26	0/2/2/2
2	2MU	B	2552	2	-	1/9/27/28	0/2/2/2
2	PSU	B	1911	2	-	0/7/25/26	0/2/2/2
1	2MG	FB	1207	1	-	0/5/27/28	0/3/3/3
1	5MC	A	1404	1	-	0/7/25/26	0/2/2/2
1	UR3	A	1498	1	-	2/7/25/26	0/2/2/2
2	PSU	B	1917	2	-	0/7/25/26	0/2/2/2
1	5MC	FB	967	1	-	0/7/25/26	0/2/2/2
4	4SU	IA	8	4	-	2/7/25/26	0/2/2/2
2	2MA	B	2503	2	-	2/3/25/26	0/3/3/3
4	5MU	IA	54	4	-	0/7/25/26	0/2/2/2
2	5MC	GB	1942	2	-	0/7/25/26	0/2/2/2
1	7MG	FB	527	1	-	2/7/37/38	0/3/3/3
1	PSU	FB	516	1	-	0/7/25/26	0/2/2/2
1	5MC	A	1400	1	-	0/7/25/26	0/2/2/2
4	5MC	NC	32	4	-	0/7/25/26	0/2/2/2
2	OMG	GB	2251	2	-	3/5/27/28	0/3/3/3
1	2MG	A	1207	1	-	0/5/27/28	0/3/3/3
4	PSU	IB	55	4	-	1/7/25/26	0/2/2/2
4	PSU	D	55	4	-	1/7/25/26	0/2/2/2
4	5MU	D	54	4	-	0/7/25/26	0/2/2/2
1	5MC	A	967	1	-	0/7/25/26	0/2/2/2
1	PSU	A	516	1	-	0/7/25/26	0/2/2/2
1	MA6	FB	1519	1	-	4/7/29/30	0/3/3/3
2	OMG	B	2251	2	-	3/5/27/28	0/3/3/3
4	PSU	IA	55	4	-	2/7/25/26	0/2/2/2
1	5MC	FB	1407	1	-	0/7/25/26	0/2/2/2
1	UR3	FB	1498	1	-	2/7/25/26	0/2/2/2
1	M2G	FB	966	1	-	0/7/29/30	0/3/3/3
1	4OC	A	1402	1	-	1/9/29/30	0/2/2/2
1	5MC	FB	1400	1	-	0/7/25/26	0/2/2/2
2	4OC	B	1920	2,56	-	1/9/27/30	0/2/2/2
2	4OC	GB	1920	2	-	1/9/27/30	0/2/2/2
46	0TD	AD	92	46	-	2/7/12/14	-
1	5MC	A	1407	1	-	0/7/25/26	0/2/2/2
1	5MC	FB	1404	1	-	0/7/25/26	0/2/2/2
2	5MU	B	1915	2	-	0/7/25/26	0/2/2/2

Continued on next page...

Continued from previous page...

Mol	Type	Chain	Res	Link	Chirals	Torsions	Rings
1	4OC	FB	1402	1	-	2/9/29/30	0/2/2/2
1	MA6	FB	1518	1	-	3/7/29/30	0/3/3/3
2	5MU	GB	1939	2	-	0/7/25/26	0/2/2/2
2	2MU	GB	2552	2	-	1/9/27/28	0/2/2/2
2	5MC	GB	1962	2	-	2/7/25/26	0/2/2/2
1	MA6	A	1519	1	-	4/7/29/30	0/3/3/3
2	PSU	GB	2605	2	-	0/7/25/26	0/2/2/2
4	5MC	IA	32	4	-	0/7/25/26	0/2/2/2
4	4SU	NC	8	4	-	2/7/25/26	0/2/2/2
4	5MU	NC	54	4	-	0/7/25/26	0/2/2/2
4	PSU	NC	55	4	-	1/7/25/26	0/2/2/2
1	M2G	A	966	1	-	0/7/29/30	0/3/3/3
4	5MU	IB	54	4	-	0/7/25/26	0/2/2/2
4	4SU	IB	8	4	-	1/7/25/26	0/2/2/2
4	5MC	D	32	4	-	0/7/25/26	0/2/2/2
1	MA6	A	1518	1	-	3/7/29/30	0/3/3/3
4	4SU	D	8	4	-	1/7/25/26	0/2/2/2
2	5MC	B	1942	2	-	0/7/25/26	0/2/2/2
2	PSU	GB	1917	2	-	1/7/25/26	0/2/2/2
2	5MC	B	1962	2	-	2/7/25/26	0/2/2/2
2	PSU	B	2605	2	-	0/7/25/26	0/2/2/2
2	2MA	GB	2503	2	-	2/3/25/26	0/3/3/3

All (209) bond length outliers are listed below:

Mol	Chain	Res	Type	Atoms	Z	Observed(Å)	Ideal(Å)
4	IA	8	4SU	C4-N3	12.96	1.51	1.37
4	D	8	4SU	C4-N3	12.04	1.50	1.37
4	NC	8	4SU	C4-N3	11.76	1.50	1.37
4	IA	8	4SU	O2-C2	11.39	1.43	1.23
4	D	8	4SU	O2-C2	11.38	1.43	1.23
4	IB	8	4SU	C4-N3	11.36	1.49	1.37
4	IB	8	4SU	O2-C2	11.34	1.43	1.23
4	NC	8	4SU	O2-C2	11.30	1.43	1.23
1	FB	527	7MG	O6-C6	10.35	1.43	1.23
1	A	527	7MG	O6-C6	10.04	1.42	1.23
1	FB	527	7MG	C5-N7	8.55	1.45	1.35
1	A	1207	2MG	O6-C6	8.51	1.40	1.23
1	FB	1207	2MG	O6-C6	8.44	1.40	1.23
2	B	2552	2MU	O4-C4	8.42	1.40	1.24

Continued on next page...

Continued from previous page...

Mol	Chain	Res	Type	Atoms	Z	Observed(Å)	Ideal(Å)
1	FB	966	M2G	O6-C6	8.16	1.39	1.23
1	A	966	M2G	O6-C6	7.89	1.39	1.23
2	B	2251	OMG	O6-C6	7.65	1.38	1.23
2	GB	2552	2MU	O4-C4	7.62	1.39	1.24
1	A	527	7MG	C5-N7	7.38	1.44	1.35
2	GB	2251	OMG	O6-C6	6.97	1.37	1.23
1	FB	1498	UR3	O4-C4	6.97	1.38	1.23
1	A	1498	UR3	O4-C4	6.90	1.38	1.23
4	IA	54	5MU	O4-C4	6.18	1.35	1.23
4	IA	8	4SU	C4-S4	6.11	1.79	1.68
2	GB	1939	5MU	C4-C5	-6.08	1.34	1.44
2	GB	1915	5MU	O4-C4	6.08	1.35	1.23
4	NC	54	5MU	O4-C4	6.07	1.35	1.23
4	IA	8	4SU	C6-C5	6.03	1.49	1.35
4	D	54	5MU	O4-C4	6.02	1.35	1.23
4	D	8	4SU	C6-C5	6.01	1.49	1.35
4	IB	54	5MU	O4-C4	5.97	1.34	1.23
4	NC	8	4SU	C6-C5	5.94	1.48	1.35
2	GB	1939	5MU	O4-C4	5.82	1.34	1.23
4	IB	8	4SU	C6-C5	5.81	1.48	1.35
4	NC	54	5MU	C4-C5	-5.76	1.35	1.44
2	B	1915	5MU	C4-C5	-5.74	1.35	1.44
2	B	1939	5MU	O4-C4	5.64	1.34	1.23
4	D	54	5MU	C4-C5	-5.60	1.35	1.44
2	B	1915	5MU	O4-C4	5.60	1.34	1.23
4	IA	54	5MU	C4-C5	-5.59	1.35	1.44
4	NC	8	4SU	C4-S4	5.53	1.78	1.68
4	NC	55	PSU	C6-C5	5.52	1.41	1.35
2	B	1939	5MU	C4-C5	-5.51	1.35	1.44
4	IB	54	5MU	C4-C5	-5.49	1.35	1.44
2	GB	1917	PSU	C6-C5	5.38	1.41	1.35
2	B	1917	PSU	C6-C5	5.37	1.41	1.35
4	D	8	4SU	C4-S4	5.37	1.78	1.68
4	IB	8	4SU	C4-S4	5.27	1.78	1.68
4	IA	55	PSU	C6-C5	5.25	1.41	1.35
1	FB	516	PSU	C6-C5	5.25	1.41	1.35
2	B	2552	2MU	C3'-C2'	-5.21	1.41	1.52
2	GB	2605	PSU	C6-C5	5.21	1.41	1.35
4	D	55	PSU	C6-C5	5.18	1.41	1.35
2	GB	1915	5MU	C4-C5	-5.18	1.36	1.44
4	IA	8	4SU	C2-N1	5.17	1.46	1.38
4	IB	55	PSU	C6-C5	5.13	1.41	1.35

Continued on next page...

Continued from previous page...

Mol	Chain	Res	Type	Atoms	Z	Observed(Å)	Ideal(Å)
1	A	966	M2G	C2-N2	4.98	1.44	1.35
1	A	527	7MG	C8-N9	-4.98	1.43	1.46
1	FB	1519	MA6	C4-N3	4.84	1.42	1.35
1	A	966	M2G	C2-N3	4.83	1.36	1.30
2	GB	2552	2MU	C3'-C2'	-4.81	1.42	1.52
4	D	8	4SU	C2-N1	4.75	1.46	1.38
2	GB	1911	PSU	C6-C5	4.75	1.40	1.35
4	IB	8	4SU	C2-N1	4.75	1.46	1.38
1	A	516	PSU	C6-C5	4.58	1.40	1.35
1	FB	966	M2G	C2-N3	4.55	1.36	1.30
1	FB	966	M2G	C2-N2	4.55	1.43	1.35
2	B	1962	5MC	C4-N4	4.53	1.45	1.34
2	B	2605	PSU	C6-C5	4.53	1.40	1.35
1	A	1518	MA6	C4-N3	4.49	1.41	1.35
2	B	1942	5MC	C4-N4	4.46	1.45	1.34
1	FB	1519	MA6	C6-N1	4.41	1.39	1.33
4	NC	8	4SU	C2-N1	4.32	1.45	1.38
1	FB	527	7MG	C4-N9	4.31	1.42	1.37
1	A	1404	5MC	C4-N4	4.29	1.45	1.34
2	GB	1962	5MC	C4-N4	4.16	1.44	1.34
1	FB	527	7MG	C8-N9	-4.15	1.43	1.46
1	A	967	5MC	C4-N4	4.14	1.44	1.34
1	FB	1407	5MC	C6-C5	4.13	1.41	1.34
4	NC	32	5MC	C4-N4	4.10	1.44	1.34
1	FB	1407	5MC	C4-N4	4.09	1.44	1.34
1	A	527	7MG	C4-N9	4.08	1.42	1.37
4	IA	32	5MC	C6-C5	4.05	1.41	1.34
2	GB	2503	2MA	C8-N7	4.05	1.41	1.35
4	NC	32	5MC	C6-C5	4.03	1.41	1.34
4	D	32	5MC	C6-C5	4.03	1.41	1.34
1	A	1519	MA6	C4-N3	4.03	1.41	1.35
4	IA	32	5MC	C4-N4	4.03	1.44	1.34
1	A	1407	5MC	C4-N4	4.02	1.44	1.34
1	A	1404	5MC	C6-C5	4.01	1.41	1.34
1	A	1400	5MC	C4-N4	4.01	1.44	1.34
1	FB	967	5MC	C4-N4	3.99	1.44	1.34
1	FB	1518	MA6	C4-N3	3.97	1.41	1.35
4	D	32	5MC	C4-N4	3.96	1.44	1.34
1	FB	1518	MA6	C6-N1	3.95	1.38	1.33
4	IB	32	5MC	C4-N4	3.95	1.44	1.34
1	A	1407	5MC	C6-C5	3.95	1.41	1.34
1	A	1518	MA6	C6-N1	3.94	1.38	1.33

Continued on next page...

Continued from previous page...

Mol	Chain	Res	Type	Atoms	Z	Observed(Å)	Ideal(Å)
2	GB	1942	5MC	C4-N4	3.92	1.44	1.34
2	B	1911	PSU	C6-C5	3.89	1.39	1.35
4	IB	32	5MC	C6-C5	3.88	1.41	1.34
1	FB	1400	5MC	C4-N4	3.84	1.44	1.34
1	A	1407	5MC	C6-N1	-3.81	1.31	1.38
2	B	2503	2MA	C8-N7	3.75	1.41	1.35
2	B	1962	5MC	C6-N1	-3.75	1.31	1.38
2	GB	1942	5MC	C6-N1	-3.74	1.31	1.38
1	FB	1404	5MC	C4-N4	3.66	1.43	1.34
2	B	1920	4OC	C4-N4	3.64	1.42	1.33
1	A	967	5MC	C6-N1	-3.63	1.31	1.38
1	FB	1407	5MC	C6-N1	-3.60	1.31	1.38
46	AD	92	0TD	CB-SB	-3.60	1.78	1.82
2	GB	1962	5MC	C6-C5	3.59	1.40	1.34
1	FB	967	5MC	C6-N1	-3.58	1.31	1.38
2	GB	1962	5MC	C6-N1	-3.56	1.32	1.38
46	VA	92	0TD	CB-SB	-3.52	1.78	1.82
2	GB	1942	5MC	C6-C5	3.51	1.40	1.34
2	B	1942	5MC	C6-C5	3.51	1.40	1.34
1	A	1207	2MG	C2-N2	3.45	1.41	1.33
1	A	1404	5MC	C6-N1	-3.43	1.32	1.38
1	FB	1400	5MC	C6-C5	3.40	1.40	1.34
1	FB	1404	5MC	C6-C5	3.38	1.40	1.34
2	GB	1920	4OC	C4-N4	3.37	1.41	1.33
2	GB	2251	OMG	C2-N2	3.36	1.42	1.34
2	B	1962	5MC	C6-C5	3.35	1.40	1.34
1	A	527	7MG	C6-N1	-3.34	1.32	1.38
1	A	1400	5MC	C6-N1	-3.33	1.32	1.38
2	GB	2251	OMG	C6-N1	-3.32	1.32	1.37
1	FB	1207	2MG	C2-N2	3.31	1.40	1.33
2	GB	1917	PSU	C6-N1	3.29	1.41	1.36
1	FB	527	7MG	C6-N1	-3.23	1.32	1.38
4	NC	32	5MC	C6-N1	-3.23	1.32	1.38
2	B	1942	5MC	C6-N1	-3.23	1.32	1.38
4	D	32	5MC	C6-N1	-3.14	1.32	1.38
1	A	1400	5MC	C6-C5	3.14	1.39	1.34
4	IA	8	4SU	C5-C4	3.10	1.46	1.42
1	A	967	5MC	C6-C5	3.09	1.39	1.34
1	FB	1400	5MC	C6-N1	-3.07	1.32	1.38
4	IA	32	5MC	C6-N1	-3.00	1.32	1.38
1	FB	967	5MC	C6-C5	2.99	1.39	1.34
4	IB	32	5MC	C6-N1	-2.98	1.33	1.38

Continued on next page...

Continued from previous page...

Mol	Chain	Res	Type	Atoms	Z	Observed(Å)	Ideal(Å)
1	FB	527	7MG	C2-N2	2.97	1.41	1.34
1	FB	516	PSU	C6-N1	2.97	1.41	1.36
2	GB	2552	2MU	C4-N3	-2.97	1.33	1.38
1	A	1518	MA6	C2-N1	2.96	1.39	1.33
1	FB	1519	MA6	C2-N1	2.94	1.39	1.33
4	D	8	4SU	C5-C4	2.93	1.46	1.42
1	FB	1404	5MC	C6-N1	-2.91	1.33	1.38
2	GB	1939	5MU	C6-C5	2.90	1.39	1.34
1	A	527	7MG	C2-N2	2.89	1.41	1.34
1	FB	1402	4OC	C4-N4	2.89	1.41	1.35
4	NC	8	4SU	C2-N3	-2.88	1.32	1.38
1	A	1402	4OC	C4-N4	2.88	1.41	1.35
4	D	55	PSU	C6-N1	2.87	1.41	1.36
1	FB	1518	MA6	C2-N1	2.86	1.39	1.33
2	B	1917	PSU	C6-N1	2.82	1.40	1.36
1	A	1519	MA6	C6-N1	2.79	1.37	1.33
4	NC	8	4SU	C5-C4	2.75	1.46	1.42
1	FB	527	7MG	C2-N3	2.75	1.39	1.33
4	IB	8	4SU	C2-N3	-2.72	1.33	1.38
4	IB	55	PSU	C6-N1	2.71	1.40	1.36
2	GB	2503	2MA	C6-N6	2.71	1.39	1.28
1	A	516	PSU	C6-N1	2.71	1.40	1.36
1	A	1402	4OC	C4-N3	2.70	1.37	1.32
2	GB	2251	OMG	C5-C6	-2.67	1.42	1.47
2	B	2605	PSU	C6-N1	2.65	1.40	1.36
2	GB	2605	PSU	C6-N1	2.65	1.40	1.36
2	B	2251	OMG	C2-N2	2.63	1.40	1.34
1	A	1207	2MG	C5-C6	-2.62	1.42	1.47
1	A	527	7MG	C2-N3	2.61	1.39	1.33
2	B	1962	5MC	C4-N3	2.60	1.38	1.34
1	A	1519	MA6	C2-N1	2.57	1.38	1.33
4	IB	54	5MU	C6-C5	2.53	1.38	1.34
2	B	1939	5MU	C6-C5	2.52	1.38	1.34
1	FB	1402	4OC	C4-N3	2.50	1.37	1.32
2	GB	1915	5MU	C6-C5	2.50	1.38	1.34
4	D	54	5MU	C6-C5	2.49	1.38	1.34
2	GB	1939	5MU	C2-N1	-2.49	1.34	1.38
1	FB	1207	2MG	C5-C6	-2.47	1.42	1.47
2	B	2503	2MA	C6-N6	2.45	1.38	1.28
4	NC	55	PSU	C6-N1	2.45	1.40	1.36
4	IA	55	PSU	C6-N1	2.41	1.40	1.36
2	B	1939	5MU	C2-N1	-2.38	1.34	1.38

Continued on next page...

Continued from previous page...

Mol	Chain	Res	Type	Atoms	Z	Observed(Å)	Ideal(Å)
2	GB	1911	PSU	C6-N1	2.37	1.40	1.36
1	A	1404	5MC	C4-N3	2.34	1.38	1.34
4	IB	8	4SU	C5-C4	2.30	1.45	1.42
2	B	2552	2MU	C2'-C1'	-2.29	1.47	1.53
1	A	1207	2MG	C2-N1	-2.27	1.33	1.36
2	GB	1911	PSU	O4'-C1'	-2.26	1.40	1.43
4	IA	54	5MU	C6-C5	2.26	1.38	1.34
2	GB	2552	2MU	O4'-C4'	-2.25	1.40	1.45
4	D	8	4SU	C2-N3	-2.24	1.34	1.38
4	IA	8	4SU	C2-N3	-2.22	1.34	1.38
2	B	2251	OMG	C6-N1	-2.22	1.34	1.37
2	GB	2251	OMG	C5-C4	-2.19	1.37	1.43
2	GB	1962	5MC	C4-N3	2.15	1.37	1.34
1	FB	516	PSU	C1'-C5	2.14	1.55	1.50
1	FB	966	M2G	C5-C4	-2.13	1.37	1.43
2	B	2552	2MU	O4'-C4'	-2.12	1.40	1.45
4	NC	54	5MU	C6-C5	2.12	1.38	1.34
1	FB	966	M2G	C6-N1	-2.11	1.34	1.37
1	A	516	PSU	C1'-C5	2.09	1.55	1.50
2	B	2552	2MU	C5'-C4'	-2.08	1.45	1.51
1	FB	1400	5MC	C4-N3	2.07	1.37	1.34
2	GB	2605	PSU	C1'-C5	2.06	1.54	1.50
1	FB	967	5MC	C4-N3	2.05	1.37	1.34
2	B	1915	5MU	C6-C5	2.04	1.37	1.34
1	A	967	5MC	C4-N3	2.03	1.37	1.34
2	GB	2552	2MU	C2'-C1'	-2.03	1.47	1.53
1	FB	1207	2MG	C2-N1	-2.00	1.33	1.36

All (288) bond angle outliers are listed below:

Mol	Chain	Res	Type	Atoms	Z	Observed(°)	Ideal(°)
4	IB	8	4SU	S4-C4-N3	-16.20	104.25	120.21
4	NC	8	4SU	C4-N3-C2	-14.89	112.88	127.34
4	IA	8	4SU	C4-N3-C2	-14.28	113.47	127.34
4	D	8	4SU	C4-N3-C2	-13.64	114.09	127.34
4	D	8	4SU	S4-C4-N3	-13.13	107.28	120.21
4	NC	8	4SU	S4-C4-N3	-13.05	107.35	120.21
4	IB	8	4SU	C5-C4-S4	-12.49	108.37	124.47
4	D	8	4SU	C1'-N1-C2	12.37	139.97	117.57
4	IB	8	4SU	C4-N3-C2	-12.13	115.56	127.34
4	D	8	4SU	C5-C4-S4	-12.09	108.89	124.47
4	IA	8	4SU	C1'-N1-C2	11.92	139.14	117.57

Continued on next page...

Continued from previous page...

Mol	Chain	Res	Type	Atoms	Z	Observed(°)	Ideal(°)
4	NC	8	4SU	C1'-N1-C2	11.83	138.99	117.57
4	IA	8	4SU	C5-C4-S4	-11.12	110.14	124.47
4	NC	8	4SU	C5-C4-S4	-10.91	110.41	124.47
4	IA	8	4SU	S4-C4-N3	-10.88	109.49	120.21
4	NC	8	4SU	O2-C2-N1	-9.70	109.89	122.79
4	NC	8	4SU	C1'-N1-C6	-9.67	99.75	120.84
4	D	8	4SU	C1'-N1-C6	-9.62	99.87	120.84
4	IA	8	4SU	C1'-N1-C6	-9.57	99.97	120.84
4	IB	8	4SU	C1'-N1-C6	-9.52	100.09	120.84
4	IB	8	4SU	C1'-N1-C2	9.33	134.45	117.57
4	IA	8	4SU	O2-C2-N1	-8.98	110.86	122.79
4	D	8	4SU	O2-C2-N1	-6.89	113.62	122.79
4	NC	8	4SU	O2-C2-N3	-6.77	108.90	121.50
4	IB	8	4SU	O2-C2-N1	-6.70	113.89	122.79
4	IA	8	4SU	O2-C2-N3	-6.44	109.51	121.50
2	B	1915	5MU	C5-C4-N3	6.26	120.65	115.31
2	B	1939	5MU	C4-N3-C2	-6.13	119.42	127.35
2	GB	2605	PSU	C4-N3-C2	-5.62	118.24	126.34
2	GB	1939	5MU	C4-N3-C2	-5.61	120.08	127.35
4	IB	54	5MU	C5-C4-N3	5.59	120.08	115.31
2	GB	2552	2MU	C4-N3-C2	-5.55	119.26	126.58
4	D	54	5MU	C5-C4-N3	5.42	119.94	115.31
2	GB	2552	2MU	N3-C2-N1	5.39	122.04	114.89
2	GB	1942	5MC	C5-C6-N1	-5.33	117.85	123.34
2	GB	1920	4OC	CM2-O2'-C2'	5.33	128.52	114.52
2	B	1920	4OC	CM2-O2'-C2'	5.26	128.34	114.52
2	GB	2605	PSU	N1-C2-N3	5.26	121.08	115.13
2	B	1939	5MU	O2-C2-N1	-5.24	115.82	122.79
2	B	2552	2MU	O2-C2-N1	-5.18	115.89	122.79
4	D	8	4SU	C5-C6-N1	-5.17	113.15	121.81
1	FB	527	7MG	C5-C6-N1	5.17	120.09	110.99
2	GB	1962	5MC	C5-C6-N1	-5.13	118.06	123.34
2	GB	1939	5MU	O4-C4-C5	-5.12	118.97	124.90
4	D	54	5MU	C4-N3-C2	-5.09	120.76	127.35
4	NC	8	4SU	C5-C6-N1	-5.09	113.29	121.81
4	IB	54	5MU	C4-N3-C2	-5.08	120.77	127.35
2	GB	1915	5MU	C5-C4-N3	5.07	119.64	115.31
2	B	1915	5MU	C4-N3-C2	-5.07	120.79	127.35
4	NC	54	5MU	C5-C4-N3	5.04	119.61	115.31
1	FB	527	7MG	N9-C4-N3	5.03	132.99	125.47
1	A	527	7MG	C5-C6-N1	5.02	119.83	110.99
2	B	1962	5MC	C5-C6-N1	-4.98	118.21	123.34

Continued on next page...

Continued from previous page...

Mol	Chain	Res	Type	Atoms	Z	Observed(°)	Ideal(°)
2	GB	1915	5MU	C4-N3-C2	-4.95	120.94	127.35
4	NC	8	4SU	C6-C5-C4	-4.95	115.67	119.95
2	GB	1939	5MU	N3-C2-N1	4.94	121.45	114.89
2	B	1939	5MU	N3-C2-N1	4.91	121.41	114.89
46	VA	92	0TD	CSB-SB-CB	4.90	111.31	102.44
2	B	2552	2MU	N3-C2-N1	4.90	121.39	114.89
4	IA	54	5MU	C5-C4-N3	4.89	119.49	115.31
2	GB	1939	5MU	C5-C4-N3	4.87	119.47	115.31
1	FB	1498	UR3	C4-N3-C2	-4.84	120.01	124.56
2	GB	1911	PSU	N1-C2-N3	4.84	120.61	115.13
4	IA	8	4SU	C5-C6-N1	-4.82	113.73	121.81
2	B	1939	5MU	C5-C4-N3	4.80	119.41	115.31
1	FB	527	7MG	C2-N3-C4	4.79	120.83	112.30
2	B	2605	PSU	C4-N3-C2	-4.78	119.45	126.34
2	B	1939	5MU	C5-C6-N1	-4.78	118.42	123.34
1	A	527	7MG	N9-C4-N3	4.77	132.60	125.47
4	IA	54	5MU	C4-N3-C2	-4.73	121.22	127.35
1	A	1519	MA6	N3-C2-N1	-4.70	121.33	128.68
46	AD	92	0TD	CSB-SB-CB	4.69	110.93	102.44
4	NC	54	5MU	C4-N3-C2	-4.68	121.29	127.35
2	B	2552	2MU	C4-N3-C2	-4.63	120.47	126.58
2	GB	1939	5MU	O2-C2-N1	-4.62	116.65	122.79
2	GB	1911	PSU	C4-N3-C2	-4.62	119.69	126.34
4	IA	54	5MU	O4-C4-C5	-4.62	119.55	124.90
4	NC	54	5MU	O4-C4-C5	-4.56	119.61	124.90
1	FB	1519	MA6	N3-C2-N1	-4.55	121.57	128.68
4	IA	55	PSU	N1-C2-N3	4.55	120.28	115.13
1	A	527	7MG	C2-N3-C4	4.53	120.37	112.30
2	B	1911	PSU	N1-C2-N3	4.52	120.25	115.13
2	B	1942	5MC	C5-C6-N1	-4.50	118.70	123.34
2	B	1911	PSU	C6-C5-C4	4.43	121.30	118.20
2	B	2605	PSU	N1-C2-N3	4.40	120.12	115.13
1	A	1498	UR3	C4-N3-C2	-4.39	120.43	124.56
4	IB	8	4SU	C5-C6-N1	-4.38	114.48	121.81
4	NC	55	PSU	N1-C2-N3	4.36	120.07	115.13
1	FB	1402	4OC	CM4-N4-C4	-4.32	114.01	122.45
2	B	1915	5MU	O4-C4-C5	-4.31	119.90	124.90
1	FB	527	7MG	C5-C4-N3	-4.30	119.93	128.13
2	GB	2552	2MU	O2-C2-N1	-4.28	117.10	122.79
4	D	54	5MU	O4-C4-C5	-4.25	119.98	124.90
4	D	8	4SU	C6-C5-C4	-4.24	116.28	119.95
1	FB	1518	MA6	N3-C2-N1	-4.19	122.12	128.68

Continued on next page...

Continued from previous page...

Mol	Chain	Res	Type	Atoms	Z	Observed(°)	Ideal(°)
2	GB	1915	5MU	O4-C4-C5	-4.16	120.07	124.90
4	D	55	PSU	N1-C2-N3	4.12	119.80	115.13
1	A	527	7MG	C5-C4-N3	-4.12	120.29	128.13
2	GB	1917	PSU	N1-C2-N3	4.08	119.75	115.13
2	B	1917	PSU	N1-C2-N3	4.07	119.74	115.13
4	D	54	5MU	N3-C2-N1	4.04	120.25	114.89
4	IB	55	PSU	N1-C2-N3	4.00	119.66	115.13
4	IA	8	4SU	C6-C5-C4	-3.98	116.51	119.95
4	D	55	PSU	C4-N3-C2	-3.97	120.62	126.34
4	IB	54	5MU	O4-C4-C5	-3.95	120.32	124.90
4	IB	54	5MU	N3-C2-N1	3.91	120.08	114.89
1	A	1518	MA6	N3-C2-N1	-3.90	122.58	128.68
2	B	1939	5MU	C6-C5-C4	3.90	121.29	118.03
2	GB	1942	5MC	CM5-C5-C6	-3.84	117.72	122.85
4	IB	8	4SU	C6-C5-C4	-3.84	116.62	119.95
4	IB	55	PSU	C4-N3-C2	-3.83	120.82	126.34
2	GB	1917	PSU	C4-N3-C2	-3.82	120.84	126.34
1	A	1402	4OC	CM4-N4-C4	-3.82	115.00	122.45
1	A	1407	5MC	C5-C6-N1	-3.80	119.43	123.34
4	IB	8	4SU	O2-C2-N3	-3.80	114.43	121.50
4	IA	55	PSU	C4-N3-C2	-3.75	120.93	126.34
2	GB	1911	PSU	O2-C2-N1	-3.73	118.68	122.79
1	FB	967	5MC	C1'-N1-C6	-3.73	114.91	121.12
1	FB	1518	MA6	N1-C6-N6	3.73	120.98	117.06
46	AD	92	0TD	OD2-CG-CB	3.72	121.19	113.15
2	B	1917	PSU	C4-N3-C2	-3.69	121.02	126.34
2	B	1911	PSU	C4-N3-C2	-3.69	121.02	126.34
2	GB	1915	5MU	N3-C2-N1	3.64	119.73	114.89
1	A	967	5MC	C1'-N1-C6	-3.62	115.10	121.12
2	B	1942	5MC	O2-C2-N3	-3.59	116.49	122.33
4	NC	55	PSU	C4-N3-C2	-3.59	121.17	126.34
4	NC	8	4SU	N3-C2-N1	-3.57	110.15	114.89
2	B	1939	5MU	O4-C4-C5	-3.55	120.79	124.90
2	B	2605	PSU	C5-C6-N1	-3.53	116.82	122.11
4	NC	32	5MC	C5-C6-N1	-3.52	119.72	123.34
46	VA	92	0TD	OD2-CG-CB	3.51	120.72	113.15
1	A	516	PSU	C4-N3-C2	-3.50	121.29	126.34
46	VA	92	0TD	CB-CA-N	-3.50	101.63	109.10
4	D	8	4SU	O2-C2-N3	-3.49	115.01	121.50
4	IA	54	5MU	N3-C2-N1	3.45	119.47	114.89
1	A	1400	5MC	C5-C6-N1	-3.43	119.81	123.34
2	B	1915	5MU	N3-C2-N1	3.42	119.44	114.89

Continued on next page...

Continued from previous page...

Mol	Chain	Res	Type	Atoms	Z	Observed(°)	Ideal(°)
4	IB	8	4SU	N3-C2-N1	3.40	119.41	114.89
2	GB	1915	5MU	C5-C6-N1	-3.39	119.85	123.34
1	A	967	5MC	C5-C6-N1	-3.39	119.86	123.34
4	NC	54	5MU	N3-C2-N1	3.38	119.37	114.89
46	AD	92	0TD	CB-CA-N	-3.36	101.95	109.10
4	IB	32	5MC	C5-C6-N1	-3.35	119.89	123.34
2	GB	2605	PSU	C5-C6-N1	-3.35	117.08	122.11
1	FB	1407	5MC	C5-C6-N1	-3.35	119.89	123.34
2	GB	1939	5MU	C5-C6-N1	-3.34	119.91	123.34
2	B	1915	5MU	C5-C6-N1	-3.32	119.92	123.34
2	B	2251	OMG	O3'-C3'-C2'	3.30	120.53	111.17
1	FB	516	PSU	C4-N3-C2	-3.24	121.66	126.34
1	A	1400	5MC	C1'-N1-C6	-3.23	115.75	121.12
2	B	2605	PSU	C6-C5-C4	3.22	120.45	118.20
1	A	967	5MC	CM5-C5-C6	-3.20	118.57	122.85
4	IA	32	5MC	C5-C6-N1	-3.20	120.05	123.34
4	IB	8	4SU	C6-N1-C2	3.18	125.06	120.99
1	A	1518	MA6	N1-C6-N6	3.17	120.39	117.06
1	A	1404	5MC	C5-C6-N1	-3.13	120.12	123.34
1	A	966	M2G	O6-C6-C5	-3.12	118.27	124.37
2	B	1939	5MU	C5M-C5-C6	-3.12	118.68	122.85
1	FB	1404	5MC	C5-C6-N1	-3.08	120.17	123.34
2	GB	2552	2MU	C5-C4-N3	3.08	119.45	114.84
4	D	32	5MC	C5-C6-N1	-3.06	120.19	123.34
2	B	1917	PSU	O2-C2-N1	-3.06	119.43	122.79
1	FB	527	7MG	O6-C6-C5	-3.05	120.05	127.54
2	B	1911	PSU	O2-C2-N1	-3.04	119.44	122.79
1	FB	1400	5MC	C5-C6-N1	-3.02	120.23	123.34
1	FB	1207	2MG	C5-C6-N1	3.02	119.28	113.95
4	IB	54	5MU	C5-C6-N1	-2.99	120.26	123.34
2	GB	1911	PSU	C6-C5-C4	2.98	120.28	118.20
2	GB	1917	PSU	O2-C2-N1	-2.98	119.51	122.79
1	A	966	M2G	C5-C6-N1	2.96	119.17	113.95
1	A	1207	2MG	C5-C6-N1	2.92	119.10	113.95
2	B	1917	PSU	C6-N1-C2	-2.90	119.71	122.68
2	GB	2251	OMG	C5-C6-N1	2.88	119.03	113.95
1	FB	967	5MC	C5-C6-N1	-2.88	120.38	123.34
1	A	1207	2MG	C8-N7-C5	2.87	108.47	102.99
1	A	527	7MG	O6-C6-C5	-2.87	120.51	127.54
4	D	54	5MU	C5-C6-N1	-2.85	120.41	123.34
1	FB	1207	2MG	C8-N7-C5	2.82	108.36	102.99
2	GB	1915	5MU	C6-C5-C4	2.82	120.39	118.03

Continued on next page...

Continued from previous page...

Mol	Chain	Res	Type	Atoms	Z	Observed(°)	Ideal(°)
1	FB	967	5MC	CM5-C5-C6	-2.81	119.09	122.85
2	B	1915	5MU	C1'-N1-C2	2.80	122.64	117.57
1	FB	966	M2G	C5-C6-N1	2.79	118.87	113.95
2	B	1915	5MU	C5M-C5-C6	-2.78	119.13	122.85
2	GB	2251	OMG	O3'-C3'-C2'	2.78	119.05	111.17
1	A	516	PSU	N1-C2-N3	2.77	118.27	115.13
2	GB	1915	5MU	C5M-C5-C6	-2.75	119.18	122.85
46	VA	92	0TD	OD2-CG-OD1	-2.75	117.85	124.09
2	GB	2503	2MA	C5-C6-N1	2.74	118.74	114.02
2	GB	1915	5MU	C1'-N1-C2	2.73	122.51	117.57
46	AD	92	0TD	OD2-CG-OD1	-2.72	117.91	124.09
4	NC	55	PSU	C6-N1-C2	-2.71	119.91	122.68
1	FB	966	M2G	C8-N7-C5	2.71	108.15	102.99
1	A	966	M2G	C8-N7-C5	2.71	108.15	102.99
2	B	2503	2MA	C8-N7-C5	2.70	108.14	102.99
2	B	1962	5MC	C5-C4-N4	-2.67	117.48	121.48
4	IA	8	4SU	N3-C2-N1	-2.67	111.34	114.89
4	IA	55	PSU	C6-N1-C2	-2.67	119.95	122.68
2	GB	2251	OMG	C2-N1-C6	-2.65	120.21	125.10
2	B	2251	OMG	C8-N7-C5	2.65	108.03	102.99
2	B	2552	2MU	O4'-C1'-N1	2.64	114.39	108.36
1	FB	1400	5MC	C1'-N1-C6	-2.64	116.74	121.12
4	D	8	4SU	N3-C2-N1	2.59	118.33	114.89
4	NC	55	PSU	O2-C2-N1	-2.59	119.94	122.79
1	FB	516	PSU	N1-C2-N3	2.59	118.06	115.13
4	IA	55	PSU	O2-C2-N1	-2.59	119.94	122.79
2	B	2251	OMG	C5-C6-N1	2.57	118.48	113.95
1	FB	527	7MG	C4-C5-N7	2.56	109.09	105.53
2	B	2251	OMG	O6-C6-C5	-2.56	119.38	124.37
1	FB	1519	MA6	N1-C6-N6	2.55	119.74	117.06
1	FB	527	7MG	C6-C5-C4	-2.55	117.37	122.62
2	B	2503	2MA	C5-C6-N1	2.54	118.40	114.02
2	GB	2503	2MA	C8-N7-C5	2.53	107.81	102.99
1	FB	1407	5MC	CM5-C5-C6	-2.53	119.47	122.85
1	A	1400	5MC	O2-C2-N3	-2.52	118.23	122.33
2	B	2605	PSU	O2-C2-N3	-2.51	117.08	121.82
1	A	1407	5MC	CM5-C5-C6	-2.51	119.50	122.85
1	A	1407	5MC	C5-C4-N3	-2.50	118.97	121.67
2	GB	2605	PSU	C5-C4-N3	2.49	122.22	116.58
2	GB	1917	PSU	C6-C5-C4	2.47	119.92	118.20
1	A	527	7MG	C6-C5-C4	-2.47	117.53	122.62
2	GB	2251	OMG	C8-N7-C5	2.45	107.66	102.99

Continued on next page...

Continued from previous page...

Mol	Chain	Res	Type	Atoms	Z	Observed(°)	Ideal(°)
4	IA	54	5MU	C5-C6-N1	-2.45	120.82	123.34
4	NC	54	5MU	C5-C6-N1	-2.45	120.82	123.34
2	GB	1942	5MC	O2-C2-N3	-2.45	118.35	122.33
2	GB	2251	OMG	O6-C6-C5	-2.44	119.61	124.37
2	B	1911	PSU	C6-N1-C2	-2.43	120.19	122.68
2	GB	1939	5MU	C6-C5-C4	2.43	120.06	118.03
4	IB	32	5MC	CM5-C5-C6	-2.43	119.61	122.85
1	FB	966	M2G	C2-N1-C6	-2.43	119.68	123.71
2	B	2552	2MU	O4-C4-C5	-2.43	120.89	125.16
1	FB	1407	5MC	C5-C4-N3	-2.41	119.07	121.67
2	B	2552	2MU	O4'-C4'-C5'	-2.40	101.47	109.37
2	B	1920	4OC	N4-C4-N3	2.40	122.17	117.97
1	A	527	7MG	C4-C5-N7	2.38	108.84	105.53
2	GB	1962	5MC	C4-N3-C2	-2.38	117.47	120.69
1	A	1404	5MC	N4-C4-N3	2.36	122.78	118.48
2	GB	2605	PSU	O2-C2-N1	-2.35	120.20	122.79
2	B	1962	5MC	C4-N3-C2	-2.34	117.53	120.69
4	IA	54	5MU	C5M-C5-C6	-2.33	119.74	122.85
2	B	2251	OMG	C2-N1-C6	-2.32	120.82	125.10
1	A	1404	5MC	C5-C4-N3	-2.31	119.18	121.67
1	FB	1404	5MC	C5-C4-N4	-2.31	118.03	121.48
2	GB	2552	2MU	O4'-C1'-N1	2.31	113.63	108.36
1	A	1404	5MC	C5-C4-N4	-2.30	118.03	121.48
2	GB	1939	5MU	C6-N1-C2	-2.28	118.99	121.30
2	B	1911	PSU	O4'-C1'-C2'	2.27	108.34	105.14
1	A	1400	5MC	O2-C2-N1	2.26	123.56	118.89
4	NC	54	5MU	C5M-C5-C6	-2.26	119.83	122.85
1	FB	967	5MC	C1'-N1-C2	2.25	123.45	118.42
4	D	54	5MU	C6-N1-C2	-2.25	119.01	121.30
2	GB	1911	PSU	C5-C6-N1	-2.25	118.73	122.11
1	FB	527	7MG	C2-N1-C6	-2.24	121.02	125.10
4	IB	54	5MU	C5M-C5-C6	-2.24	119.86	122.85
4	NC	32	5MC	C5-C4-N3	-2.22	119.27	121.67
4	D	32	5MC	O2-C2-N3	-2.22	118.73	122.33
1	FB	967	5MC	O2-C2-N3	-2.21	118.73	122.33
1	FB	966	M2G	O6-C6-C5	-2.21	120.06	124.37
1	A	1518	MA6	C4-C5-N7	-2.19	107.11	109.40
1	FB	516	PSU	O4-C4-C5	-2.17	118.38	124.05
2	GB	1911	PSU	O4-C4-C5	-2.16	118.39	124.05
2	B	2552	2MU	C5-C4-N3	2.15	118.05	114.84
1	A	966	M2G	C2-N1-C6	-2.15	120.15	123.71
2	GB	2605	PSU	C6-C5-C4	2.14	119.70	118.20

Continued on next page...

Continued from previous page...

Mol	Chain	Res	Type	Atoms	Z	Observed(°)	Ideal(°)
1	FB	1498	UR3	C3U-N3-C2	2.14	121.07	117.31
4	IB	54	5MU	C6-N1-C2	-2.12	119.15	121.30
2	B	1915	5MU	C5M-C5-C4	2.12	121.09	118.77
2	B	1942	5MC	CM5-C5-C6	-2.11	120.03	122.85
1	A	1404	5MC	C1'-N1-C6	-2.11	117.62	121.12
1	A	1402	4OC	C5-C4-N4	-2.11	118.32	122.61
4	D	55	PSU	O4'-C1'-C2'	2.09	108.09	105.14
1	A	967	5MC	O2-C2-N3	-2.09	118.93	122.33
2	B	1915	5MU	C6-C5-C4	2.08	119.77	118.03
2	GB	2552	2MU	O4-C4-C5	-2.08	121.50	125.16
4	IB	55	PSU	O4'-C1'-C2'	2.08	108.08	105.14
2	GB	2552	2MU	O4'-C4'-C5'	-2.08	102.53	109.37
1	A	527	7MG	C2-N1-C6	-2.08	121.31	125.10
4	NC	54	5MU	O2-C2-N1	-2.07	120.03	122.79
4	IA	32	5MC	C5-C4-N3	-2.06	119.45	121.67
2	B	1911	PSU	C5-C6-N1	-2.05	119.03	122.11
1	FB	1207	2MG	O6-C6-C5	-2.05	120.37	124.37
4	IB	55	PSU	O2-C2-N1	-2.05	120.54	122.79
4	D	55	PSU	O2-C2-N1	-2.03	120.55	122.79
1	A	1207	2MG	O6-C6-C5	-2.03	120.41	124.37
2	GB	1911	PSU	O4'-C1'-C2'	2.03	108.00	105.14
2	GB	2251	OMG	C3'-C2'-C1'	-2.02	99.09	102.89
1	FB	1402	4OC	CM2-O2'-C2'	2.01	119.81	114.52
2	B	2251	OMG	C3'-C2'-C1'	-2.01	99.11	102.89
4	D	54	5MU	C5M-C5-C6	-2.01	120.17	122.85

There are no chirality outliers.

All (62) torsion outliers are listed below:

Mol	Chain	Res	Type	Atoms
1	A	1402	4OC	C1'-C2'-O2'-CM2
1	A	1498	UR3	O4'-C4'-C5'-O5'
1	A	1498	UR3	C3'-C4'-C5'-O5'
1	A	1518	MA6	C5-C6-N6-C9
1	A	1518	MA6	C5-C6-N6-C10
1	A	1519	MA6	O4'-C4'-C5'-O5'
2	B	1920	4OC	C3'-C2'-O2'-CM2
2	B	2251	OMG	C1'-C2'-O2'-CM2
46	VA	92	0TD	O-C-CA-CB
46	VA	92	0TD	CG-CB-SB-CSB
1	FB	1402	4OC	C1'-C2'-O2'-CM2
1	FB	1498	UR3	O4'-C4'-C5'-O5'

Continued on next page...

Continued from previous page...

Mol	Chain	Res	Type	Atoms
1	FB	1498	UR3	C3'-C4'-C5'-O5'
1	FB	1518	MA6	C5-C6-N6-C9
1	FB	1518	MA6	C5-C6-N6-C10
1	FB	1519	MA6	O4'-C4'-C5'-O5'
2	GB	1920	4OC	C3'-C2'-O2'-CM2
2	GB	2251	OMG	C1'-C2'-O2'-CM2
46	AD	92	0TD	O-C-CA-CB
46	AD	92	0TD	CG-CB-SB-CSB
4	D	8	4SU	C4'-C5'-O5'-P
4	IB	8	4SU	C4'-C5'-O5'-P
1	A	1519	MA6	C3'-C4'-C5'-O5'
2	B	2251	OMG	O4'-C4'-C5'-O5'
1	FB	1519	MA6	C3'-C4'-C5'-O5'
2	B	1962	5MC	O4'-C4'-C5'-O5'
2	GB	2251	OMG	O4'-C4'-C5'-O5'
1	A	1518	MA6	N1-C6-N6-C9
1	FB	1518	MA6	N1-C6-N6-C9
2	B	2251	OMG	C3'-C4'-C5'-O5'
4	IA	8	4SU	C2'-C1'-N1-C2
4	NC	8	4SU	C2'-C1'-N1-C2
2	GB	1962	5MC	O4'-C4'-C5'-O5'
2	GB	2251	OMG	C3'-C4'-C5'-O5'
1	A	1519	MA6	C5-C6-N6-C9
1	FB	1519	MA6	C5-C6-N6-C9
4	NC	8	4SU	C2'-C1'-N1-C6
4	IA	8	4SU	C2'-C1'-N1-C6
2	GB	2503	2MA	O4'-C4'-C5'-O5'
4	D	55	PSU	C4'-C5'-O5'-P
4	IB	55	PSU	C4'-C5'-O5'-P
2	B	1962	5MC	C3'-C4'-C5'-O5'
2	B	2503	2MA	O4'-C4'-C5'-O5'
1	FB	1519	MA6	C4'-C5'-O5'-P
1	A	1519	MA6	C4'-C5'-O5'-P
1	A	527	7MG	C3'-C4'-C5'-O5'
4	IA	55	PSU	O4'-C1'-C5-C4
4	NC	55	PSU	O4'-C1'-C5-C4
2	B	2552	2MU	C3'-C2'-O2'-C6'
2	GB	2552	2MU	C3'-C2'-O2'-C6'
2	GB	1962	5MC	C3'-C4'-C5'-O5'
46	VA	92	0TD	CA-CB-SB-CSB
1	FB	527	7MG	C3'-C4'-C5'-O5'
2	GB	1917	PSU	O4'-C4'-C5'-O5'

Continued on next page...

Continued from previous page...

Mol	Chain	Res	Type	Atoms
4	IA	55	PSU	O4'-C1'-C5-C6
2	GB	2503	2MA	C3'-C4'-C5'-O5'
46	VA	92	0TD	SB-CB-CG-OD1
2	B	1939	5MU	O4'-C4'-C5'-O5'
2	B	2503	2MA	C3'-C4'-C5'-O5'
1	FB	1402	4OC	O4'-C4'-C5'-O5'
1	A	527	7MG	C4'-C5'-O5'-P
1	FB	527	7MG	C4'-C5'-O5'-P

There are no ring outliers.

43 monomers are involved in 78 short contacts:

Mol	Chain	Res	Type	Clashes	Symm-Clashes
1	A	527	7MG	1	0
46	VA	92	0TD	1	0
2	B	1939	5MU	1	0
2	GB	1915	5MU	1	0
2	B	2552	2MU	1	0
1	FB	1207	2MG	3	0
1	A	1498	UR3	2	0
1	FB	967	5MC	4	0
2	B	2503	2MA	3	0
4	IA	54	5MU	4	0
2	GB	1942	5MC	1	0
1	FB	527	7MG	1	0
4	NC	32	5MC	2	0
2	GB	2251	OMG	3	0
1	A	1207	2MG	3	0
1	A	967	5MC	4	0
1	FB	1519	MA6	1	0
2	B	2251	OMG	3	0
4	IA	55	PSU	1	0
1	FB	1407	5MC	1	0
1	FB	1498	UR3	3	0
1	FB	966	M2G	1	0
1	A	1402	4OC	1	0
2	B	1920	4OC	4	0
2	GB	1920	4OC	1	0
46	AD	92	0TD	1	0
1	A	1407	5MC	1	0
2	B	1915	5MU	1	0
1	FB	1402	4OC	2	0

Continued on next page...

Continued from previous page...

Mol	Chain	Res	Type	Clashes	Symm-Clashes
1	FB	1518	MA6	1	0
2	GB	1939	5MU	2	0
2	GB	1962	5MC	1	0
1	A	1519	MA6	1	0
4	IA	32	5MC	3	0
4	NC	54	5MU	4	0
4	NC	55	PSU	1	0
1	A	966	M2G	2	0
4	IB	8	4SU	2	0
1	A	1518	MA6	1	0
4	D	8	4SU	3	0
2	GB	1917	PSU	2	0
2	B	1962	5MC	1	0
2	GB	2503	2MA	3	0

5.5 Carbohydrates [i](#)

There are no monosaccharides in this entry.

5.6 Ligand geometry [i](#)

Of 1440 ligands modelled in this entry, 1438 are monoatomic - leaving 2 for Mogul analysis.

In the following table, the Counts columns list the number of bonds (or angles) for which Mogul statistics could be retrieved, the number of bonds (or angles) that are observed in the model and the number of bonds (or angles) that are defined in the Chemical Component Dictionary. The Link column lists molecule types, if any, to which the group is linked. The Z score for a bond length (or angle) is the number of standard deviations the observed value is removed from the expected value. A bond length (or angle) with $|Z| > 2$ is considered an outlier worth inspection. RMSZ is the root-mean-square of all Z scores of the bond lengths (or angles).

Mol	Type	Chain	Res	Link	Bond lengths			Bond angles		
					Counts	RMSZ	# Z > 2	Counts	RMSZ	# Z > 2
57	BLS	B	9001	-	28,31,31	3.12	10 (35%)	28,43,43	2.77	11 (39%)
57	BLS	GB	9001	-	28,31,31	3.12	10 (35%)	28,43,43	2.35	9 (32%)

In the following table, the Chirals column lists the number of chiral outliers, the number of chiral centers analysed, the number of these observed in the model and the number defined in the Chemical Component Dictionary. Similar counts are reported in the Torsion and Rings columns. '-' means no outliers of that kind were identified.

Mol	Type	Chain	Res	Link	Chirals	Torsions	Rings
57	BLS	B	9001	-	-	7/21/38/38	0/2/2/2
57	BLS	GB	9001	-	-	7/21/38/38	0/2/2/2

All (20) bond length outliers are listed below:

Mol	Chain	Res	Type	Atoms	Z	Observed(Å)	Ideal(Å)
57	B	9001	BLS	C14-N12	8.87	1.54	1.35
57	GB	9001	BLS	C14-N12	8.44	1.53	1.35
57	GB	9001	BLS	C7-N6	7.66	1.50	1.34
57	B	9001	BLS	C7-N6	6.79	1.48	1.34
57	B	9001	BLS	C11-N12	5.07	1.57	1.47
57	B	9001	BLS	O5'-C5'	5.06	1.51	1.43
57	B	9001	BLS	C3'-C2'	4.86	1.48	1.33
57	GB	9001	BLS	C11-N12	4.76	1.56	1.47
57	GB	9001	BLS	O5'-C5'	4.63	1.51	1.43
57	GB	9001	BLS	C3'-C2'	4.60	1.47	1.33
57	GB	9001	BLS	C13-N12	4.47	1.61	1.45
57	B	9001	BLS	C4-N4	4.34	1.48	1.35
57	B	9001	BLS	C13-N12	4.29	1.60	1.45
57	GB	9001	BLS	C4-N4	4.20	1.47	1.35
57	B	9001	BLS	C4'-N6	2.60	1.50	1.46
57	GB	9001	BLS	C5'-C6'	-2.57	1.47	1.53
57	GB	9001	BLS	C4'-C5'	-2.38	1.47	1.53
57	B	9001	BLS	C5'-C6'	-2.30	1.48	1.53
57	GB	9001	BLS	C4'-N6	2.19	1.49	1.46
57	B	9001	BLS	C4'-C5'	-2.17	1.48	1.53

All (20) bond angle outliers are listed below:

Mol	Chain	Res	Type	Atoms	Z	Observed(°)	Ideal(°)
57	B	9001	BLS	C1'-C2'-C3'	-8.94	110.80	122.52
57	GB	9001	BLS	C1'-C2'-C3'	-7.21	113.08	122.52
57	B	9001	BLS	C10-C11-N12	5.48	120.97	112.15
57	GB	9001	BLS	C10-C11-N12	5.44	120.91	112.15
57	B	9001	BLS	C4-N3-C2	3.95	120.34	116.34
57	B	9001	BLS	N15-C14-N12	3.48	122.71	118.53
57	B	9001	BLS	O4-C6'-O3	3.26	131.49	124.09
57	B	9001	BLS	O3-C6'-C5'	-3.12	109.36	120.81
57	GB	9001	BLS	O5'-C1'-C2'	-3.10	111.46	113.13
57	GB	9001	BLS	C4-N3-C2	3.09	119.47	116.34
57	GB	9001	BLS	O4-C6'-O3	3.04	131.00	124.09
57	B	9001	BLS	O5'-C1'-C2'	-2.99	111.52	113.13
57	B	9001	BLS	C4'-C5'-C6'	-2.55	107.01	112.01

Continued on next page...

Continued from previous page...

Mol	Chain	Res	Type	Atoms	Z	Observed(°)	Ideal(°)
57	GB	9001	BLS	O3-C6'-C5'	-2.53	111.55	120.81
57	GB	9001	BLS	C3'-C4'-N6	-2.39	106.21	110.60
57	GB	9001	BLS	C4'-C3'-C2'	-2.38	111.31	120.00
57	B	9001	BLS	C5-C4-N3	-2.24	119.14	121.72
57	GB	9001	BLS	N15-C14-N12	2.13	121.08	118.53
57	B	9001	BLS	N4-C4-N3	2.12	119.84	116.49
57	B	9001	BLS	C4'-C3'-C2'	-2.09	112.38	120.00

There are no chirality outliers.

All (14) torsion outliers are listed below:

Mol	Chain	Res	Type	Atoms
57	B	9001	BLS	C11-C10-C9-C8
57	B	9001	BLS	C11-C10-C9-N9
57	B	9001	BLS	C10-C11-N12-C13
57	B	9001	BLS	C10-C11-N12-C14
57	GB	9001	BLS	C11-C10-C9-C8
57	GB	9001	BLS	C11-C10-C9-N9
57	GB	9001	BLS	C10-C11-N12-C13
57	GB	9001	BLS	C10-C11-N12-C14
57	B	9001	BLS	N6-C7-C8-C9
57	GB	9001	BLS	N6-C7-C8-C9
57	GB	9001	BLS	O7-C7-C8-C9
57	B	9001	BLS	O7-C7-C8-C9
57	B	9001	BLS	C7-C8-C9-N9
57	GB	9001	BLS	C7-C8-C9-N9

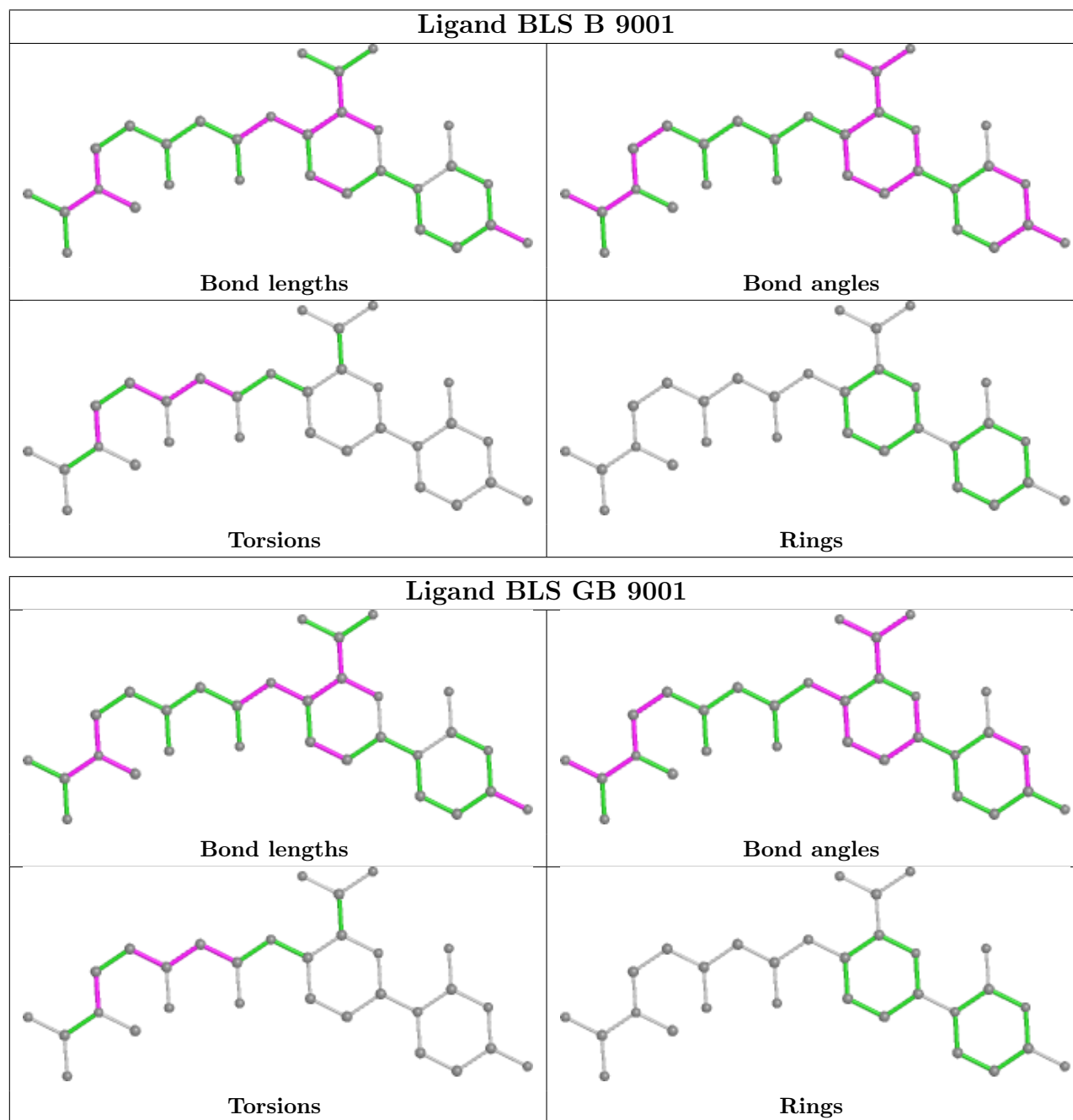
There are no ring outliers.

2 monomers are involved in 11 short contacts:

Mol	Chain	Res	Type	Clashes	Symm-Clashes
57	B	9001	BLS	4	0
57	GB	9001	BLS	7	0

The following is a two-dimensional graphical depiction of Mogul quality analysis of bond lengths, bond angles, torsion angles, and ring geometry for all instances of the Ligand of Interest. In addition, ligands with molecular weight > 250 and outliers as shown on the validation Tables will also be included. For torsion angles, if less than 5% of the Mogul distribution of torsion angles is within 10 degrees of the torsion angle in question, then that torsion angle is considered an outlier. Any bond that is central to one or more torsion angles identified as an outlier by Mogul will be highlighted in the graph. For rings, the root-mean-square deviation (RMSD) between the ring in question and similar rings identified by Mogul is calculated over all ring torsion angles. If the

average RMSD is greater than 60 degrees and the minimal RMSD between the ring in question and any Mogul-identified rings is also greater than 60 degrees, then that ring is considered an outlier. The outliers are highlighted in purple. The color gray indicates Mogul did not find sufficient equivalents in the CSD to analyse the geometry.



5.7 Other polymers ⓘ

There are no such residues in this entry.

5.8 Polymer linkage issues

There are no chain breaks in this entry.

6 Fit of model and data [i](#)

6.1 Protein, DNA and RNA chains [i](#)

Unable to reproduce the depositors R factor - this section is therefore empty.

6.2 Non-standard residues in protein, DNA, RNA chains [i](#)

Unable to reproduce the depositors R factor - this section is therefore empty.

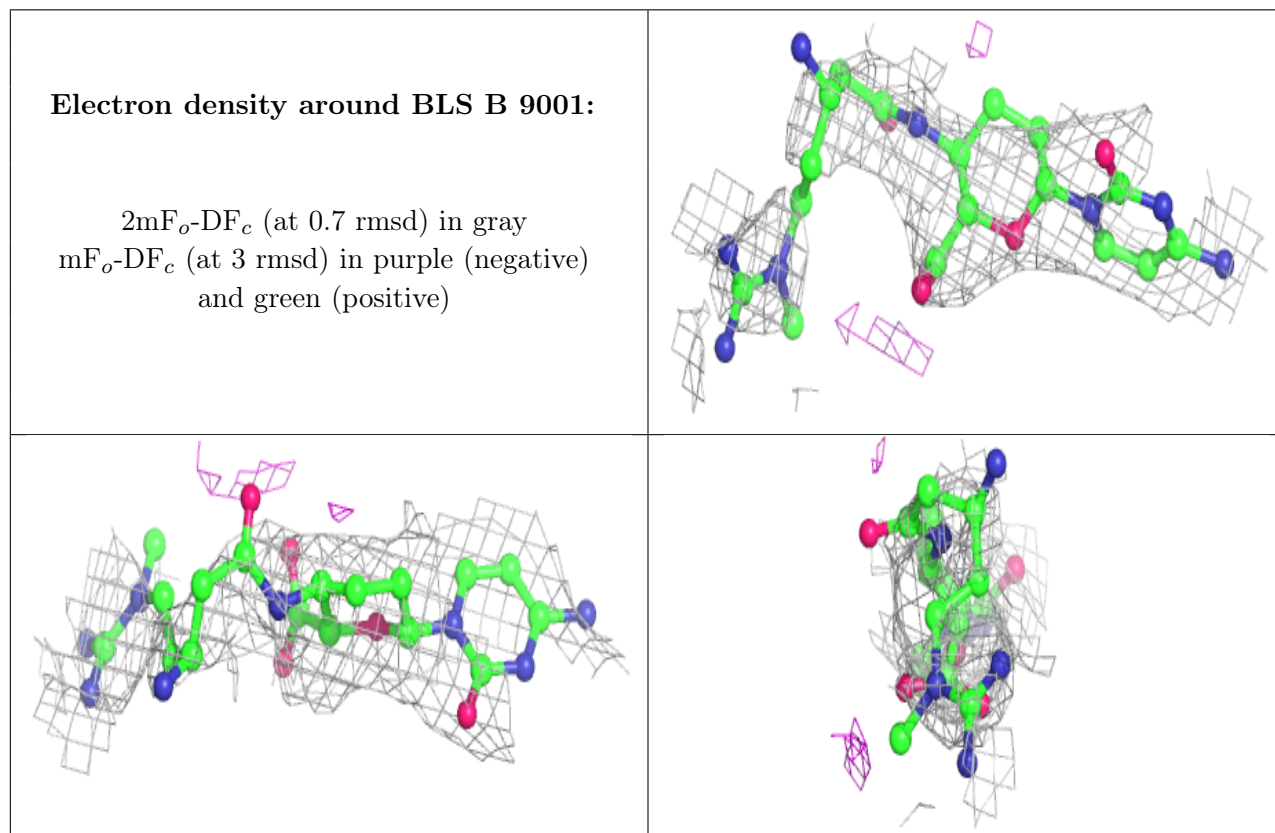
6.3 Carbohydrates [i](#)

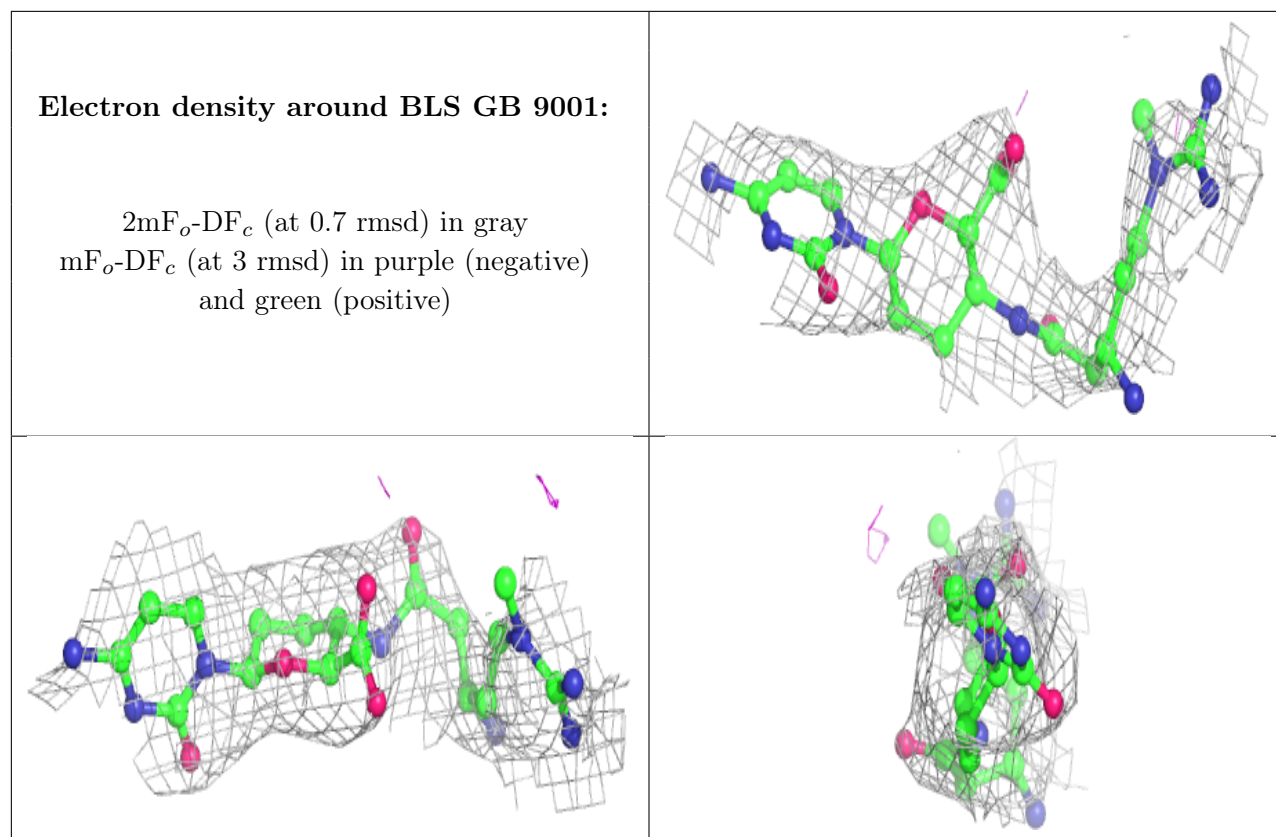
Unable to reproduce the depositors R factor - this section is therefore empty.

6.4 Ligands [i](#)

Unable to reproduce the depositors R factor - this section is therefore empty.

The following is a graphical depiction of the model fit to experimental electron density of all instances of the Ligand of Interest. In addition, ligands with molecular weight > 250 and outliers as shown on the geometry validation Tables will also be included. Each fit is shown from different orientation to approximate a three-dimensional view.





6.5 Other polymers [i](#)

Unable to reproduce the depositors R factor - this section is therefore empty.