



Full wwPDB X-ray Structure Validation Report ⓘ

Oct 7, 2023 – 11:14 AM EDT

PDB ID : 4BTS
Title : THE CRYSTAL STRUCTURE OF THE EUKARYOTIC 40S RIBOSOMAL SUBUNIT IN COMPLEX WITH EIF1 AND EIF1A
Authors : Weisser, M.; Voigts-Hoffmann, F.; Rabl, J.; Leibundgut, M.; Ban, N.
Deposited on : 2013-06-19
Resolution : 3.70 Å (reported)

This is a Full wwPDB X-ray Structure Validation Report for a publicly released PDB entry.

We welcome your comments at validation@mail.wwpdb.org

A user guide is available at

<https://www.wwpdb.org/validation/2017/XrayValidationReportHelp>

with specific help available everywhere you see the ⓘ symbol.

The types of validation reports are described at

<http://www.wwpdb.org/validation/2017/FAQs#types>.

The following versions of software and data (see [references ⓘ](#)) were used in the production of this report:

MolProbity : 4.02b-467
Xtrriage (Phenix) : 1.13
EDS : **FAILED**
Percentile statistics : 20191225.v01 (using entries in the PDB archive December 25th 2019)
Ideal geometry (proteins) : Engh & Huber (2001)
Ideal geometry (DNA, RNA) : Parkinson et al. (1996)
Validation Pipeline (wwPDB-VP) : 2.35.1

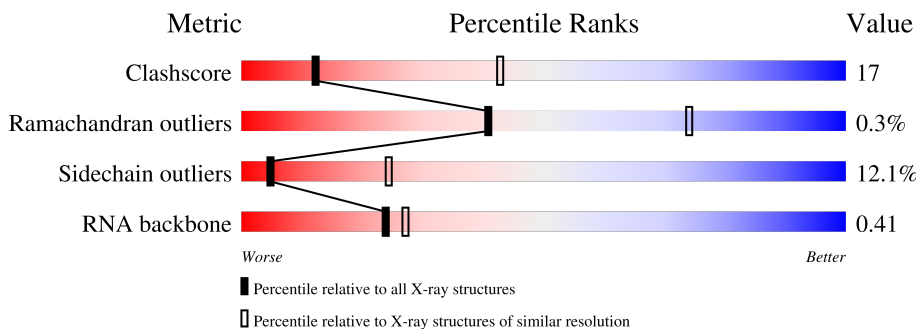
1 Overall quality at a glance

The following experimental techniques were used to determine the structure:

X-RAY DIFFRACTION

The reported resolution of this entry is 3.70 Å.

Percentile scores (ranging between 0-100) for global validation metrics of the entry are shown in the following graphic. The table shows the number of entries on which the scores are based.



Metric	Whole archive (#Entries)	Similar resolution (#Entries, resolution range(Å))
Clashscore	141614	1027 (3.86-3.54)
Ramachandran outliers	138981	1069 (3.88-3.52)
Sidechain outliers	138945	1065 (3.88-3.52)
RNA backbone	3102	1027 (4.40-3.00)











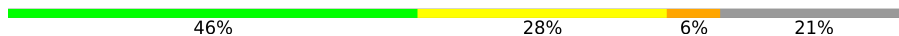

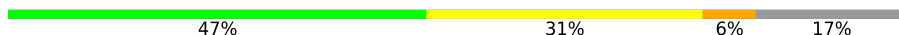









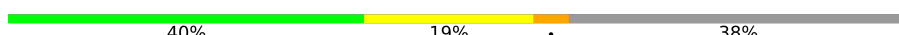
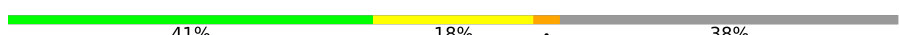
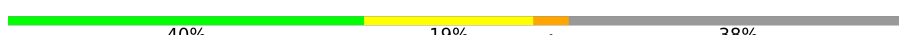
The table below summarises the geometric issues observed across the polymeric chains and their fit to the electron density. The red, orange, yellow and green segments of the lower bar indicate the fraction of residues that contain outliers for ≥ 3 , 2, 1 and 0 types of geometric quality criteria respectively. A grey segment represents the fraction of residues that are not modelled. The numeric value for each fraction is indicated below the corresponding segment, with a dot representing fractions $\leq 5\%$

Note EDS failed to run properly.

Mol	Chain	Length	Quality of chain
1	A0	211	
1	B0	211	
1	C0	211	
1	D0	211	
2	A1	68	
2	B1	68	

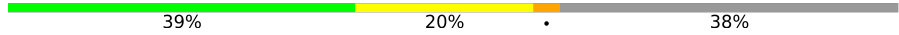


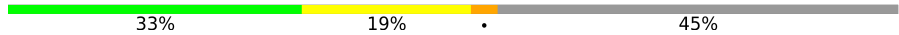





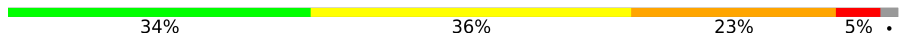
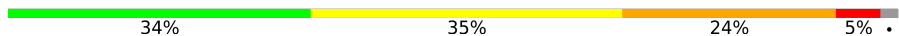
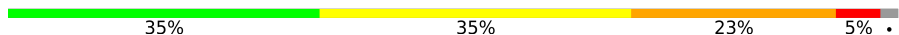
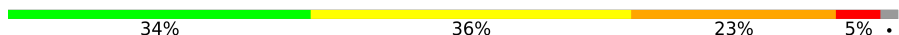












Continued on next page...

Continued from previous page...

Mol	Chain	Length	Quality of chain
2	C1	68	 53% 37% 7%
2	D1	68	 54% 34% 9%
3	A2	208	 62% 30% 7%
3	B2	208	 65% 28% 7%
3	C2	208	 64% 28% 7%
3	D2	208	 64% 29% 7%
4	A3	197	 58% 35% 7%
4	B3	197	 60% 31% 8%
4	C3	197	 58% 35% 7%
4	D3	197	 58% 35% 7%
5	A4	265	 46% 28% 6% 21%
5	B4	265	 48% 29% 6% 17%
5	C4	265	 47% 31% 6% 17%
5	D4	265	 48% 29% 7% 17%
6	A5	119	 44% 36% 1% 16%
6	B5	119	 46% 34% 1% 16%
6	C5	119	 46% 34% 1% 16%
6	D5	119	 47% 33% 1% 16%
7	A6	81	 57% 36% 6%
7	B6	81	 56% 36% 7%
7	C6	81	 56% 37% 6%
7	D6	81	 54% 37% 7%
8	A7	162	 40% 19% 38%
8	B7	162	 41% 18% 38%
8	C7	162	 40% 19% 38%

Continued on next page...

Continued from previous page...

Mol	Chain	Length	Quality of chain
8	D7	162	
9	A8	143	
9	B8	143	
9	C8	143	
9	D8	143	
10	A9	189	
10	B9	189	
10	C9	189	
10	D9	189	
11	AA	1753	
11	BA	1753	
11	CA	1753	
11	DA	1753	
12	AB	241	
12	BB	241	
12	CB	241	
12	DB	241	
13	AC	243	
13	BC	243	
13	CC	243	
13	DC	243	
14	AD	181	
14	BD	181	
14	CD	181	
14	DD	181	

Continued on next page...

Continued from previous page...

Mol	Chain	Length	Quality of chain			
15	AE	296	43%	30%	•	23%
15	BE	296	43%	30%	•	23%
15	CE	296	42%	31%	•	23%
15	DE	296	42%	31%	•	23%
16	AF	101	68%	19%	•	12%
16	BF	101	70%	17%	•	12%
16	CF	101	67%	20%	•	12%
16	DF	101	70%	17%	•	12%
17	AG	200	60%	32%	• •	
17	BG	200	60%	32%	• •	
17	CG	200	60%	30%	5%	•
17	DG	200	58%	33%	5%	•
18	AH	130	52%	36%	11%	•
18	BH	130	53%	35%	11%	•
18	CH	130	50%	38%	11%	•
18	DH	130	53%	35%	11%	•
19	AI	145	58%	34%	6%	•
19	BI	145	55%	37%	6%	•
19	CI	145	57%	36%	6%	•
19	DI	145	52%	41%	6%	•
20	AJ	120	54%	32%	•	10%
20	BJ	120	51%	35%	•	10%
20	CJ	120	52%	32%	5%	10%
20	DJ	120	52%	34%	•	10%
21	AK	151	51%	33%	9%	7%


























Continued on next page...

Continued from previous page...

Mol	Chain	Length	Quality of chain			
21	BK	151	54%	30%	9%	7%
21	CK	151	52%	32%	9%	7%
21	DK	151	50%	34%	9%	7%
22	AL	142	61%	28%	9%	.
22	BL	142	59%	32%	8%	.
22	CL	142	58%	34%	7%	.
22	DL	142	59%	32%	8%	.
23	AM	155	59%	33%	7%	.
23	BM	155	59%	32%	8%	.
23	CM	155	61%	31%	7%	.
23	DM	155	51%	41%	7%	.
24	AN	55	58%	33%	7%	.
24	BN	55	62%	29%	7%	.
24	CN	55	58%	33%	7%	.
24	DN	55	58%	33%	7%	.
25	AO	153	59%	37%	.	.
25	BO	153	58%	37%	5%	.
25	CO	153	59%	36%	.	.
25	DO	153	58%	37%	.	.
26	AP	149	60%	36%	.	.
26	BP	149	60%	36%	.	.
26	CP	149	60%	36%	.	.
26	DP	149	62%	34%	.	.
27	AQ	157	57%	34%	8%	.
27	BQ	157	55%	36%	8%	.





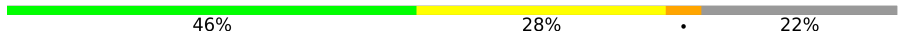
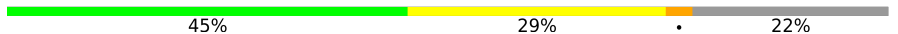
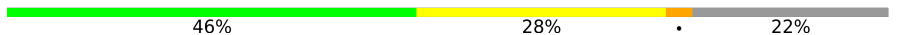
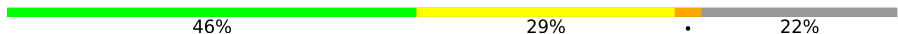




Continued on next page...

Continued from previous page...

Mol	Chain	Length	Quality of chain
27	CQ	157	 59% 32% 9% .
27	DQ	157	 58% 32% 9% .
28	AR	343	 61% 33% . .
28	BR	343	 61% 33% . .
28	CR	343	 61% 33% 5% .
28	DR	343	 62% 32% . .
29	AS	144	 53% 33% . 11%
29	BS	144	 51% 35% . 11%
29	CS	144	 51% 35% . 11%
29	DS	144	 56% 28% 5% 11%
30	AT	155	 61% 33% 6% .
30	BT	155	 61% 32% 6% .
30	CT	155	 60% 33% 6% .
30	DT	155	 61% 33% 6% .
31	AU	126	 58% 36% . . .
31	BU	126	 60% 33% 5% . .
31	CU	126	 60% 33% 5% . .
31	DU	126	 60% 33% 5% . .
32	AV	130	 57% 30% 5% 8%
32	BV	130	 57% 31% . 8%
32	CV	130	 53% 35% . 8%
32	DV	130	 54% 32% 5% 8%
33	AW	259	 61% 33% 6%
33	BW	259	 57% 37% 6%
33	CW	259	 59% 35% 7%

Continued on next page...

Continued from previous page...

Mol	Chain	Length	Quality of chain
33	DW	259	 58% 36% 6%
34	AX	80	 66% 22% 8%
34	BX	80	 62% 26% 8%
34	CX	80	 64% 25% 8%
34	DX	80	 66% 21% 5% 8%
35	AY	293	 46% 28% 22%
35	BY	293	 45% 29% 22%
35	CY	293	 46% 28% 22%
35	DY	293	 46% 29% 22%
36	AZ	97	 61% 35%
36	BZ	97	 59% 35% 6%
36	CZ	97	 58% 38%
36	DZ	97	 62% 34%

2 Entry composition

There are 39 unique types of molecules in this entry. The entry contains 315512 atoms, of which 0 are hydrogens and 0 are deuteriums.

In the tables below, the ZeroOcc column contains the number of atoms modelled with zero occupancy, the AltConf column contains the number of residues with at least one atom in alternate conformation and the Trace column contains the number of residues modelled with at most 2 atoms.

- Molecule 1 is a protein called TRANSLATION INITIATION FACTOR EIF-1A FAMILY PROTEIN.

Mol	Chain	Residues	Atoms					ZeroOcc	AltConf	Trace
			Total	C	N	O	S			
1	A0	99	817	517	142	152	6	0	0	0
1	B0	99	817	517	142	152	6	0	0	0
1	C0	99	817	517	142	152	6	0	0	0
1	D0	99	817	517	142	152	6	0	0	0

There are 76 discrepancies between the modelled and reference sequences:

Chain	Residue	Modelled	Actual	Comment	Reference
A0	-17	MET	-	expression tag	UNP I7MK25
A0	-16	GLY	-	expression tag	UNP I7MK25
A0	-15	SER	-	expression tag	UNP I7MK25
A0	-14	SER	-	expression tag	UNP I7MK25
A0	-13	HIS	-	expression tag	UNP I7MK25
A0	-12	HIS	-	expression tag	UNP I7MK25
A0	-11	HIS	-	expression tag	UNP I7MK25
A0	-10	HIS	-	expression tag	UNP I7MK25
A0	-9	HIS	-	expression tag	UNP I7MK25
A0	-8	HIS	-	expression tag	UNP I7MK25
A0	-7	GLU	-	expression tag	UNP I7MK25
A0	-6	ASN	-	expression tag	UNP I7MK25
A0	-5	LEU	-	expression tag	UNP I7MK25
A0	-4	TYR	-	expression tag	UNP I7MK25
A0	-3	PHE	-	expression tag	UNP I7MK25
A0	-2	GLN	-	expression tag	UNP I7MK25
A0	-1	SER	-	expression tag	UNP I7MK25
A0	0	ASN	-	expression tag	UNP I7MK25
A0	1	ALA	-	expression tag	UNP I7MK25
B0	-17	MET	-	expression tag	UNP I7MK25

Continued on next page...

Continued from previous page...

Chain	Residue	Modelled	Actual	Comment	Reference
B0	-16	GLY	-	expression tag	UNP I7MK25
B0	-15	SER	-	expression tag	UNP I7MK25
B0	-14	SER	-	expression tag	UNP I7MK25
B0	-13	HIS	-	expression tag	UNP I7MK25
B0	-12	HIS	-	expression tag	UNP I7MK25
B0	-11	HIS	-	expression tag	UNP I7MK25
B0	-10	HIS	-	expression tag	UNP I7MK25
B0	-9	HIS	-	expression tag	UNP I7MK25
B0	-8	HIS	-	expression tag	UNP I7MK25
B0	-7	GLU	-	expression tag	UNP I7MK25
B0	-6	ASN	-	expression tag	UNP I7MK25
B0	-5	LEU	-	expression tag	UNP I7MK25
B0	-4	TYR	-	expression tag	UNP I7MK25
B0	-3	PHE	-	expression tag	UNP I7MK25
B0	-2	GLN	-	expression tag	UNP I7MK25
B0	-1	SER	-	expression tag	UNP I7MK25
B0	0	ASN	-	expression tag	UNP I7MK25
B0	1	ALA	-	expression tag	UNP I7MK25
C0	-17	MET	-	expression tag	UNP I7MK25
C0	-16	GLY	-	expression tag	UNP I7MK25
C0	-15	SER	-	expression tag	UNP I7MK25
C0	-14	SER	-	expression tag	UNP I7MK25
C0	-13	HIS	-	expression tag	UNP I7MK25
C0	-12	HIS	-	expression tag	UNP I7MK25
C0	-11	HIS	-	expression tag	UNP I7MK25
C0	-10	HIS	-	expression tag	UNP I7MK25
C0	-9	HIS	-	expression tag	UNP I7MK25
C0	-8	HIS	-	expression tag	UNP I7MK25
C0	-7	GLU	-	expression tag	UNP I7MK25
C0	-6	ASN	-	expression tag	UNP I7MK25
C0	-5	LEU	-	expression tag	UNP I7MK25
C0	-4	TYR	-	expression tag	UNP I7MK25
C0	-3	PHE	-	expression tag	UNP I7MK25
C0	-2	GLN	-	expression tag	UNP I7MK25
C0	-1	SER	-	expression tag	UNP I7MK25
C0	0	ASN	-	expression tag	UNP I7MK25
C0	1	ALA	-	expression tag	UNP I7MK25
D0	-17	MET	-	expression tag	UNP I7MK25
D0	-16	GLY	-	expression tag	UNP I7MK25
D0	-15	SER	-	expression tag	UNP I7MK25
D0	-14	SER	-	expression tag	UNP I7MK25
D0	-13	HIS	-	expression tag	UNP I7MK25

Continued on next page...

Continued from previous page...

Chain	Residue	Modelled	Actual	Comment	Reference
D0	-12	HIS	-	expression tag	UNP I7MK25
D0	-11	HIS	-	expression tag	UNP I7MK25
D0	-10	HIS	-	expression tag	UNP I7MK25
D0	-9	HIS	-	expression tag	UNP I7MK25
D0	-8	HIS	-	expression tag	UNP I7MK25
D0	-7	GLU	-	expression tag	UNP I7MK25
D0	-6	ASN	-	expression tag	UNP I7MK25
D0	-5	LEU	-	expression tag	UNP I7MK25
D0	-4	TYR	-	expression tag	UNP I7MK25
D0	-3	PHE	-	expression tag	UNP I7MK25
D0	-2	GLN	-	expression tag	UNP I7MK25
D0	-1	SER	-	expression tag	UNP I7MK25
D0	0	ASN	-	expression tag	UNP I7MK25
D0	1	ALA	-	expression tag	UNP I7MK25

- Molecule 2 is a protein called 40S RIBOSOMAL PROTEIN RPS28E.

Mol	Chain	Residues	Atoms				ZeroOcc	AltConf	Trace	
2	A1	66	Total	C	N	O	S	0	0	0
			511	308	103	96	4			
2	B1	66	Total	C	N	O	S	0	0	0
			511	308	103	96	4			
2	C1	66	Total	C	N	O	S	0	0	0
			511	308	103	96	4			
2	D1	66	Total	C	N	O	S	0	0	0
			511	308	103	96	4			

- Molecule 3 is a protein called 40S RIBOSOMAL PROTEIN S8.

Mol	Chain	Residues	Atoms				ZeroOcc	AltConf	Trace	
3	A2	207	Total	C	N	O	S	0	0	0
			1693	1057	336	296	4			
3	B2	207	Total	C	N	O	S	0	0	0
			1693	1057	336	296	4			
3	C2	207	Total	C	N	O	S	0	0	0
			1693	1057	336	296	4			
3	D2	207	Total	C	N	O	S	0	0	0
			1693	1057	336	296	4			

- Molecule 4 is a protein called 40S RIBOSOMAL PROTEIN RPS7E.

Mol	Chain	Residues	Atoms					ZeroOcc	AltConf	Trace
4	A3	196	Total	C	N	O	S	0	0	0
			1629	1048	286	294	1			
4	B3	196	Total	C	N	O	S	0	0	0
			1629	1048	286	294	1			
4	C3	196	Total	C	N	O	S	0	0	0
			1629	1048	286	294	1			
4	D3	196	Total	C	N	O	S	0	0	0
			1629	1048	286	294	1			

- Molecule 5 is a protein called 40S RIBOSOMAL PROTEIN S3A.

Mol	Chain	Residues	Atoms					ZeroOcc	AltConf	Trace
5	A4	209	Total	C	N	O	S	0	0	0
			1679	1061	304	310	4			
5	B4	221	Total	C	N	O	S	0	0	0
			1775	1121	319	331	4			
5	C4	221	Total	C	N	O	S	0	0	0
			1775	1121	319	331	4			
5	D4	221	Total	C	N	O	S	0	0	0
			1775	1121	319	331	4			

- Molecule 6 is a protein called 40S RIBOSOMAL PROTEIN RPS26E.

Mol	Chain	Residues	Atoms					ZeroOcc	AltConf	Trace
6	A5	100	Total	C	N	O	S	0	0	0
			812	496	172	138	6			
6	B5	100	Total	C	N	O	S	0	0	0
			812	496	172	138	6			
6	C5	100	Total	C	N	O	S	0	0	0
			812	496	172	138	6			
6	D5	100	Total	C	N	O	S	0	0	0
			812	496	172	138	6			

- Molecule 7 is a protein called 40S RIBOSOMAL PROTEIN S27.

Mol	Chain	Residues	Atoms					ZeroOcc	AltConf	Trace
7	A6	80	Total	C	N	O	S	0	0	0
			632	398	110	116	8			
7	B6	80	Total	C	N	O	S	0	0	0
			632	398	110	116	8			
7	C6	80	Total	C	N	O	S	0	0	0
			632	398	110	116	8			

Continued on next page...

Continued from previous page...

Mol	Chain	Residues	Atoms					ZeroOcc	AltConf	Trace
7	D6	80	Total	C	N	O	S	0	0	0
			632	398	110	116	8			

- Molecule 8 is a protein called 40S RIBOSOMAL PROTEIN RPS10E.

Mol	Chain	Residues	Atoms					ZeroOcc	AltConf	Trace
8	A7	101	Total	C	N	O	S	0	0	0
			833	546	139	146	2			
8	B7	101	Total	C	N	O	S	0	0	0
			833	546	139	146	2			
8	C7	101	Total	C	N	O	S	0	0	0
			833	546	139	146	2			
8	D7	101	Total	C	N	O	S	0	0	0
			833	546	139	146	2			

- Molecule 9 is a protein called 40S RIBOSOMAL PROTEIN RPS25E.

Mol	Chain	Residues	Atoms					ZeroOcc	AltConf	Trace
9	A8	79	Total	C	N	O	S	0	0	0
			615	388	112	113	2			
9	B8	79	Total	C	N	O	S	0	0	0
			615	388	112	113	2			
9	C8	79	Total	C	N	O	S	0	0	0
			615	388	112	113	2			
9	D8	79	Total	C	N	O	S	0	0	0
			615	388	112	113	2			

- Molecule 10 is a protein called 40S RIBOSOMAL PROTEIN RPS31E.

Mol	Chain	Residues	Atoms					ZeroOcc	AltConf	Trace
10	A9	93	Total	C	N	O	S	0	0	0
			751	477	143	126	5			
10	B9	93	Total	C	N	O	S	0	0	0
			751	477	143	126	5			
10	C9	93	Total	C	N	O	S	0	0	0
			751	477	143	126	5			
10	D9	93	Total	C	N	O	S	0	0	0
			751	477	143	126	5			

- Molecule 11 is a RNA chain called 18S ribosomal RNA.

Mol	Chain	Residues	Atoms					ZeroOcc	AltConf	Trace
11	AA	1717	Total	C	N	O	P	0	0	0
			36629	16385	6539	11988	1717			
11	BA	1717	Total	C	N	O	P	0	0	0
			36629	16385	6539	11988	1717			
11	CA	1717	Total	C	N	O	P	0	0	0
			36629	16385	6539	11988	1717			
11	DA	1717	Total	C	N	O	P	0	0	0
			36629	16385	6539	11988	1717			

- Molecule 12 is a protein called 40S RIBOSOMAL PROTEIN SA.

Mol	Chain	Residues	Atoms					ZeroOcc	AltConf	Trace
12	AB	201	Total	C	N	O	S	0	0	0
			1619	1023	285	301	10			
12	BB	201	Total	C	N	O	S	0	0	0
			1619	1023	285	301	10			
12	CB	201	Total	C	N	O	S	0	0	0
			1619	1023	285	301	10			
12	DB	201	Total	C	N	O	S	0	0	0
			1619	1023	285	301	10			

- Molecule 13 is a protein called 40S RIBOSOMAL PROTEIN RPS3E.

Mol	Chain	Residues	Atoms					ZeroOcc	AltConf	Trace
13	AC	228	Total	C	N	O	S	0	0	0
			1811	1167	318	318	8			
13	BC	228	Total	C	N	O	S	0	0	0
			1811	1167	318	318	8			
13	CC	228	Total	C	N	O	S	0	0	0
			1811	1167	318	318	8			
13	DC	228	Total	C	N	O	S	0	0	0
			1811	1167	318	318	8			

- Molecule 14 is a protein called 40S RIBOSOMAL PROTEIN RPS9E.

Mol	Chain	Residues	Atoms					ZeroOcc	AltConf	Trace
14	AD	180	Total	C	N	O	S	0	0	0
			1478	932	287	254	5			
14	BD	180	Total	C	N	O	S	0	0	0
			1478	932	287	254	5			
14	CD	180	Total	C	N	O	S	0	0	0
			1478	932	287	254	5			

Continued on next page...

Continued from previous page...

Mol	Chain	Residues	Atoms					ZeroOcc	AltConf	Trace
14	DD	180	Total	C	N	O	S	0	0	0
			1478	932	287	254	5			

- Molecule 15 is a protein called 40S RIBOSOMAL PROTEIN RPS2E.

Mol	Chain	Residues	Atoms					ZeroOcc	AltConf	Trace
15	AE	229	Total	C	N	O	S	0	0	0
			1818	1171	321	323	3			
15	BE	229	Total	C	N	O	S	0	0	0
			1818	1171	321	323	3			
15	CE	229	Total	C	N	O	S	0	0	0
			1818	1171	321	323	3			
15	DE	229	Total	C	N	O	S	0	0	0
			1818	1171	321	323	3			

- Molecule 16 is a protein called EIF1.

Mol	Chain	Residues	Atoms					ZeroOcc	AltConf	Trace
16	AF	89	Total	C	N	O	S	0	0	0
			736	465	131	137	3			
16	BF	89	Total	C	N	O	S	0	0	0
			736	465	131	137	3			
16	CF	89	Total	C	N	O	S	0	0	0
			736	465	131	137	3			
16	DF	89	Total	C	N	O	S	0	0	0
			736	465	131	137	3			

- Molecule 17 is a protein called 40S RIBOSOMAL PROTEIN RPS5E.

Mol	Chain	Residues	Atoms					ZeroOcc	AltConf	Trace
17	AG	192	Total	C	N	O	S	0	0	0
			1520	961	281	270	8			
17	BG	192	Total	C	N	O	S	0	0	0
			1520	961	281	270	8			
17	CG	192	Total	C	N	O	S	0	0	0
			1520	961	281	270	8			
17	DG	192	Total	C	N	O	S	0	0	0
			1520	961	281	270	8			

- Molecule 18 is a protein called 40S RIBOSOMAL PROTEIN RPS22E.

Mol	Chain	Residues	Atoms					ZeroOcc	AltConf	Trace
18	AH	129	Total	C	N	O	S	0	0	0
			1040	671	184	180	5			
18	BH	129	Total	C	N	O	S	0	0	0
			1040	671	184	180	5			
18	CH	129	Total	C	N	O	S	0	0	0
			1040	671	184	180	5			
18	DH	129	Total	C	N	O	S	0	0	0
			1040	671	184	180	5			

- Molecule 19 is a protein called 40S RIBOSOMAL PROTEIN RPS16E.

Mol	Chain	Residues	Atoms					ZeroOcc	AltConf	Trace
19	AI	143	Total	C	N	O	S	0	0	0
			1135	715	217	198	5			
19	BI	143	Total	C	N	O	S	0	0	0
			1135	715	217	198	5			
19	CI	143	Total	C	N	O	S	0	0	0
			1135	715	217	198	5			
19	DI	143	Total	C	N	O	S	0	0	0
			1135	715	217	198	5			

- Molecule 20 is a protein called 40S RIBOSOMAL PROTEIN RPS20E.

Mol	Chain	Residues	Atoms					ZeroOcc	AltConf	Trace
20	AJ	108	Total	C	N	O	S	0	0	0
			859	539	154	160	6			
20	BJ	108	Total	C	N	O	S	0	0	0
			859	539	154	160	6			
20	CJ	108	Total	C	N	O	S	0	0	0
			859	539	154	160	6			
20	DJ	108	Total	C	N	O	S	0	0	0
			859	539	154	160	6			

- Molecule 21 is a protein called 40S RIBOSOMAL PROTEIN RPS14E.

Mol	Chain	Residues	Atoms					ZeroOcc	AltConf	Trace
21	AK	140	Total	C	N	O	S	0	0	0
			1063	654	206	197	6			
21	BK	140	Total	C	N	O	S	0	0	0
			1063	654	206	197	6			
21	CK	140	Total	C	N	O	S	0	0	0
			1063	654	206	197	6			

Continued on next page...

Continued from previous page...

Mol	Chain	Residues	Atoms					ZeroOcc	AltConf	Trace
			Total	C	N	O	S			
21	DK	140	1063	654	206	197	6	0	0	0

- Molecule 22 is a protein called 40S RIBOSOMAL PROTEIN S12.

Mol	Chain	Residues	Atoms					ZeroOcc	AltConf	Trace
			Total	C	N	O	S			
22	AL	140	1086	685	217	179	5	0	0	0
22	BL	140	1086	685	217	179	5	0	0	0
22	CL	140	1086	685	217	179	5	0	0	0
22	DL	140	1086	685	217	179	5	0	0	0

- Molecule 23 is a protein called 40S RIBOSOMAL PROTEIN RPS18E.

Mol	Chain	Residues	Atoms					ZeroOcc	AltConf	Trace
			Total	C	N	O	S			
23	AM	153	1231	775	236	215	5	0	0	0
23	BM	153	1231	775	236	215	5	0	0	0
23	CM	153	1231	775	236	215	5	0	0	0
23	DM	153	1231	775	236	215	5	0	0	0

- Molecule 24 is a protein called 40S RIBOSOMAL PROTEIN RPS29E.

Mol	Chain	Residues	Atoms					ZeroOcc	AltConf	Trace
			Total	C	N	O	S			
24	AN	54	454	283	92	73	6	0	0	0
24	BN	54	454	283	92	73	6	0	0	0
24	CN	54	454	283	92	73	6	0	0	0
24	DN	54	454	283	92	73	6	0	0	0

- Molecule 25 is a protein called 40S RIBOSOMAL PROTEIN RPS13E.

Mol	Chain	Residues	Atoms					ZeroOcc	AltConf	Trace
25	AO	152	Total	C	N	O	S	0	0	0
			1229	790	233	202	4			
25	BO	152	Total	C	N	O	S	0	0	0
			1229	790	233	202	4			
25	CO	152	Total	C	N	O	S	0	0	0
			1229	790	233	202	4			
25	DO	152	Total	C	N	O	S	0	0	0
			1229	790	233	202	4			

- Molecule 26 is a protein called 40S RIBOSOMAL PROTEIN S24.

Mol	Chain	Residues	Atoms				ZeroOcc	AltConf	Trace
26	AP	148	Total	C	N	O	0	0	0
			1197	763	221	213			
26	BP	148	Total	C	N	O	0	0	0
			1197	763	221	213			
26	CP	148	Total	C	N	O	0	0	0
			1197	763	221	213			
26	DP	148	Total	C	N	O	0	0	0
			1197	763	221	213			

- Molecule 27 is a protein called 40S RIBOSOMAL PROTEIN RPS11E.

Mol	Chain	Residues	Atoms					ZeroOcc	AltConf	Trace
27	AQ	156	Total	C	N	O	S	0	0	0
			1267	813	234	216	4			
27	BQ	156	Total	C	N	O	S	0	0	0
			1267	813	234	216	4			
27	CQ	156	Total	C	N	O	S	0	0	0
			1267	813	234	216	4			
27	DQ	156	Total	C	N	O	S	0	0	0
			1267	813	234	216	4			

- Molecule 28 is a protein called 40S RIBOSOMAL PROTEIN RACK1.

Mol	Chain	Residues	Atoms					ZeroOcc	AltConf	Trace
28	AR	338	Total	C	N	O	S	0	0	0
			2682	1711	462	501	8			
28	BR	338	Total	C	N	O	S	0	0	0
			2682	1711	462	501	8			
28	CR	338	Total	C	N	O	S	0	0	0
			2682	1711	462	501	8			

Continued on next page...

Continued from previous page...

Mol	Chain	Residues	Atoms					ZeroOcc	AltConf	Trace
			Total	C	N	O	S			
28	DR	338	2682	1711	462	501	8	0	0	0

- Molecule 29 is a protein called 40S RIBOSOMAL PROTEIN RPS15E.

Mol	Chain	Residues	Atoms					ZeroOcc	AltConf	Trace
			Total	C	N	O	S			
29	AS	128	1010	648	178	180	4	0	0	0
29	BS	128	1010	648	178	180	4	0	0	0
29	CS	128	1010	648	178	180	4	0	0	0
29	DS	128	1010	648	178	180	4	0	0	0

- Molecule 30 is a protein called 40S RIBOSOMAL PROTEIN RPS19E.

Mol	Chain	Residues	Atoms					ZeroOcc	AltConf	Trace
			Total	C	N	O	S			
30	AT	154	1242	785	234	221	2	0	0	0
30	BT	154	1242	785	234	221	2	0	0	0
30	CT	154	1242	785	234	221	2	0	0	0
30	DT	154	1242	785	234	221	2	0	0	0

- Molecule 31 is a protein called 40S RIBOSOMAL PROTEIN RPS12E.

Mol	Chain	Residues	Atoms					ZeroOcc	AltConf	Trace
			Total	C	N	O	S			
31	AU	124	952	599	166	182	5	0	0	0
31	BU	124	952	599	166	182	5	0	0	0
31	CU	124	952	599	166	182	5	0	0	0
31	DU	124	952	599	166	182	5	0	0	0

- Molecule 32 is a protein called 40S RIBOSOMAL PROTEIN RPS17E.

Mol	Chain	Residues	Atoms					ZeroOcc	AltConf	Trace
32	AV	119	Total	C	N	O	S	0	0	0
			968	613	180	173	2			
32	BV	119	Total	C	N	O	S	0	0	0
			968	613	180	173	2			
32	CV	119	Total	C	N	O	S	0	0	0
			968	613	180	173	2			
32	DV	119	Total	C	N	O	S	0	0	0
			968	613	180	173	2			

- Molecule 33 is a protein called 40S RIBOSOMAL PROTEIN RPS4E.

Mol	Chain	Residues	Atoms					ZeroOcc	AltConf	Trace
33	AW	259	Total	C	N	O	S	0	0	0
			2079	1322	383	370	4			
33	BW	259	Total	C	N	O	S	0	0	0
			2079	1322	383	370	4			
33	CW	259	Total	C	N	O	S	0	0	0
			2079	1322	383	370	4			
33	DW	259	Total	C	N	O	S	0	0	0
			2079	1322	383	370	4			

- Molecule 34 is a protein called 40S RIBOSOMAL PROTEIN RPS30E.

Mol	Chain	Residues	Atoms					ZeroOcc	AltConf	Trace
34	AX	74	Total	C	N	O	S	0	0	0
			599	376	124	96	3			
34	BX	74	Total	C	N	O	S	0	0	0
			599	376	124	96	3			
34	CX	74	Total	C	N	O	S	0	0	0
			599	376	124	96	3			
34	DX	74	Total	C	N	O	S	0	0	0
			599	376	124	96	3			

- Molecule 35 is a protein called 40S RIBOSOMAL PROTEIN S6.

Mol	Chain	Residues	Atoms					ZeroOcc	AltConf	Trace
35	AY	228	Total	C	N	O	S	0	0	0
			1826	1157	340	318	11			
35	BY	228	Total	C	N	O	S	0	0	0
			1826	1157	340	318	11			
35	CY	228	Total	C	N	O	S	0	0	0
			1826	1157	340	318	11			

Continued on next page...

Continued from previous page...

Mol	Chain	Residues	Atoms					ZeroOcc	AltConf	Trace
			Total	C	N	O	S			
35	DY	228	1826	1157	340	318	11	0	0	0

- Molecule 36 is a protein called 40S RIBOSOMAL PROTEIN RPS21E.

Mol	Chain	Residues	Atoms					ZeroOcc	AltConf	Trace
			Total	C	N	O	S			
36	AZ	97	747	458	139	146	4	0	0	0
36	BZ	97	747	458	139	146	4	0	0	0
36	CZ	97	747	458	139	146	4	0	0	0
36	DZ	97	747	458	139	146	4	0	0	0

- Molecule 37 is ZINC ION (three-letter code: ZN) (formula: Zn).

Mol	Chain	Residues	Atoms		ZeroOcc	AltConf
			Total	Zn		
37	A5	1	1	1	0	0
37	A6	1	1	1	0	0
37	A9	1	1	1	0	0
37	AN	1	1	1	0	0
37	B5	1	1	1	0	0
37	B6	1	1	1	0	0
37	B9	1	1	1	0	0
37	BN	1	1	1	0	0
37	C5	1	1	1	0	0
37	C6	1	1	1	0	0
37	C9	1	1	1	0	0
37	CN	1	1	1	0	0

Continued on next page...

Continued from previous page...

Mol	Chain	Residues	Atoms		ZeroOcc	AltConf
37	D5	1	Total 1	Zn 1	0	0
37	D6	1	Total 1	Zn 1	0	0
37	D9	1	Total 1	Zn 1	0	0
37	DN	1	Total 1	Zn 1	0	0

- Molecule 38 is MAGNESIUM ION (three-letter code: MG) (formula: Mg).

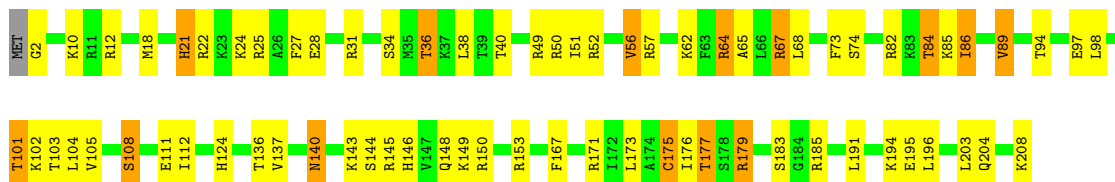
Mol	Chain	Residues	Atoms		ZeroOcc	AltConf
38	AA	79	Total 79	Mg 79	0	0
38	BA	79	Total 79	Mg 79	0	0
38	CA	79	Total 79	Mg 79	0	0
38	DA	79	Total 79	Mg 79	0	0

- Molecule 39 is water.

Mol	Chain	Residues	Atoms		ZeroOcc	AltConf
39	AA	474	Total 474	O 474	0	0
39	BA	474	Total 474	O 474	0	0
39	C2	2	Total 2	O 2	0	0
39	C4	2	Total 2	O 2	0	0
39	C5	3	Total 3	O 3	0	0
39	CA	467	Total 467	O 467	0	0
39	DA	474	Total 474	O 474	0	0

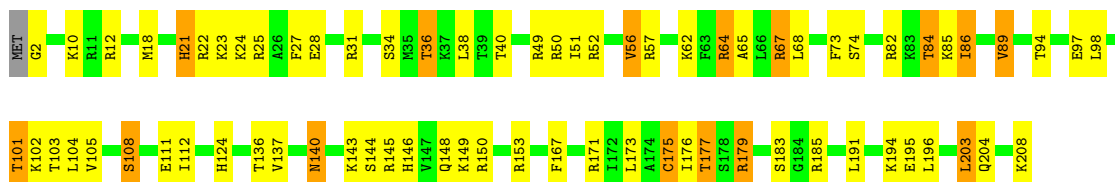
- Molecule 3: 40S RIBOSOMAL PROTEIN S8

Chain B2: 



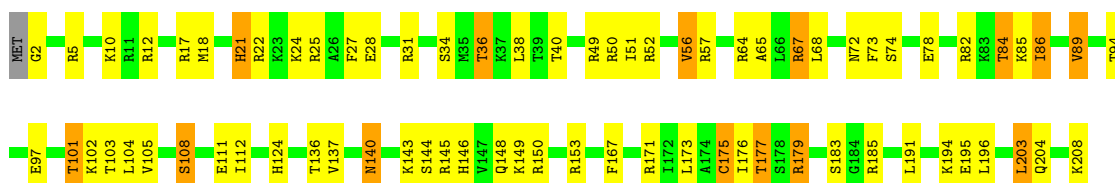
- Molecule 3: 40S RIBOSOMAL PROTEIN S8

Chain C2: 



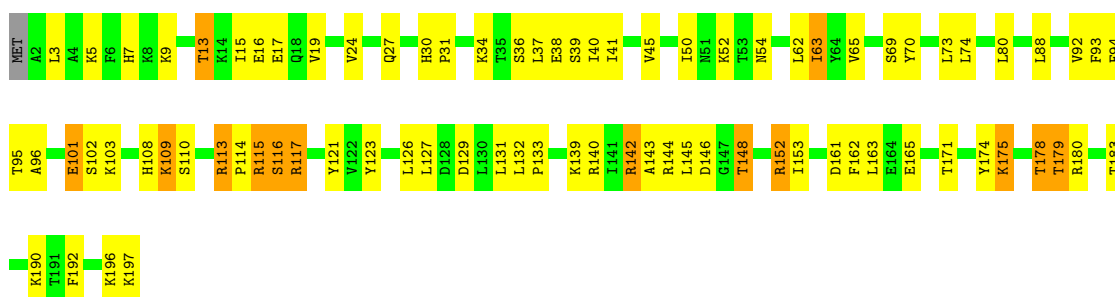
- Molecule 3: 40S RIBOSOMAL PROTEIN S8

Chain D2: 




- Molecule 4: 40S RIBOSOMAL PROTEIN RPS7E

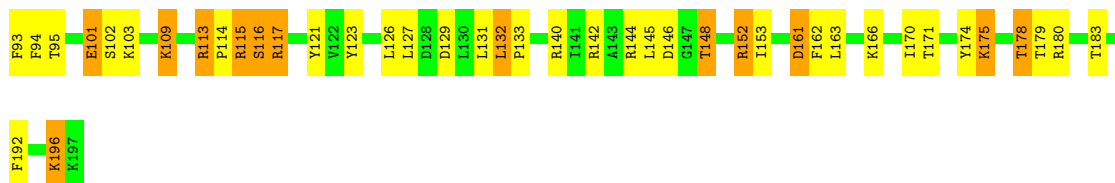
Chain A3: 



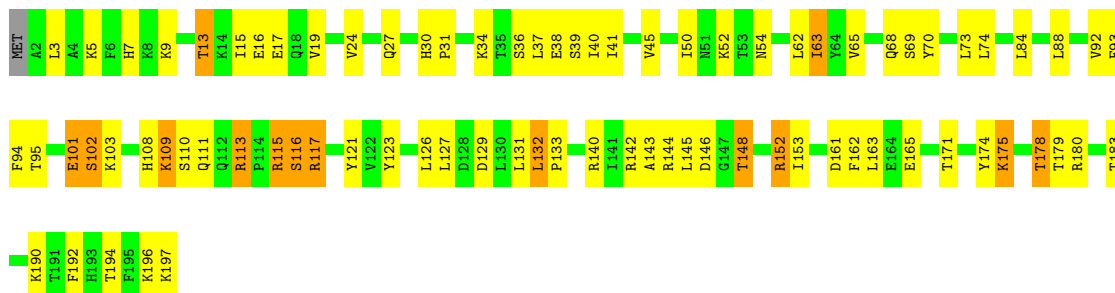
- Molecule 4: 40S RIBOSOMAL PROTEIN RPS7E

Chain B3: 

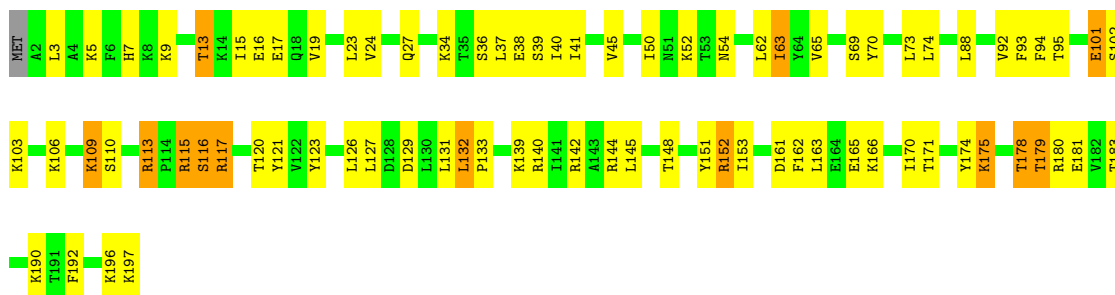




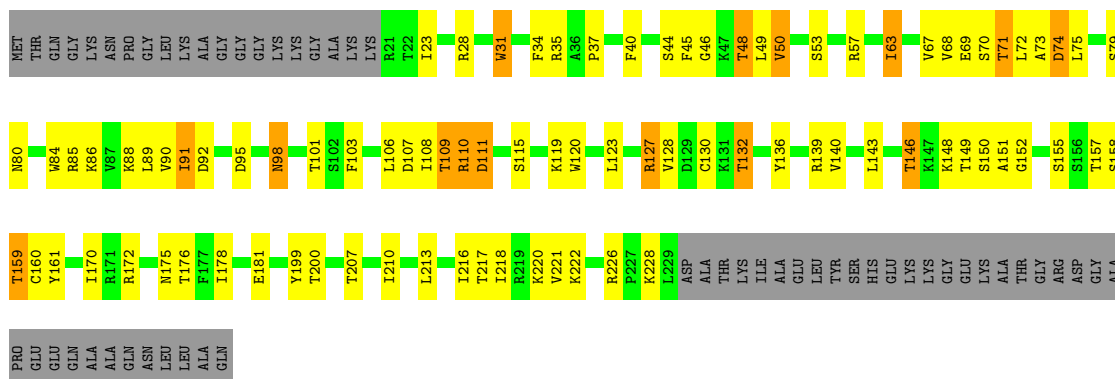
• Molecule 4: 40S RIBOSOMAL PROTEIN RPS7E



• Molecule 4: 40S RIBOSOMAL PROTEIN RPS7E

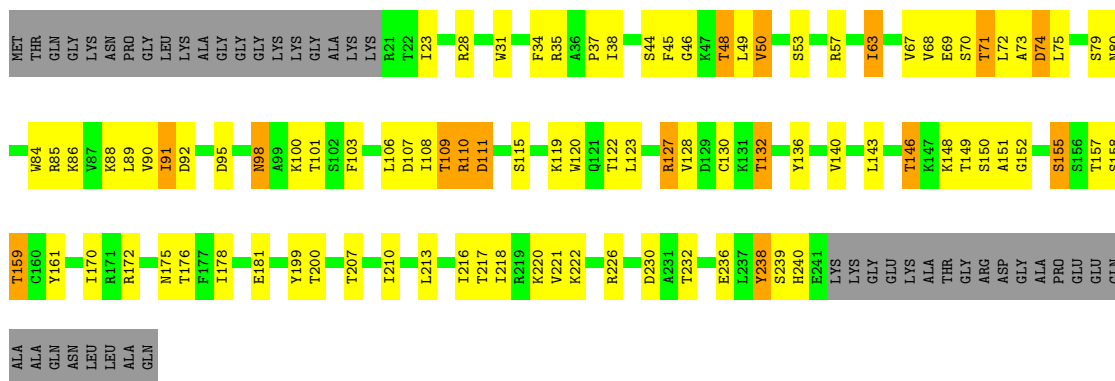


• Molecule 5: 40S RIBOSOMAL PROTEIN S3A



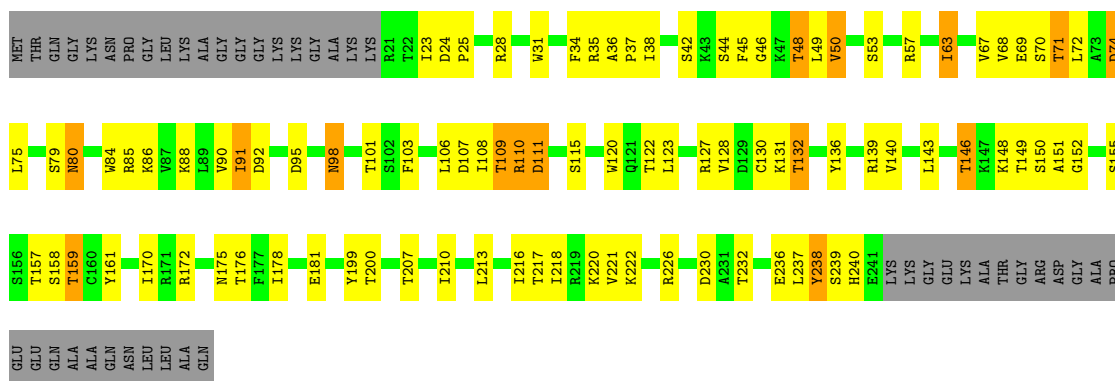
• Molecule 5: 40S RIBOSOMAL PROTEIN S3A

Chain B4: 



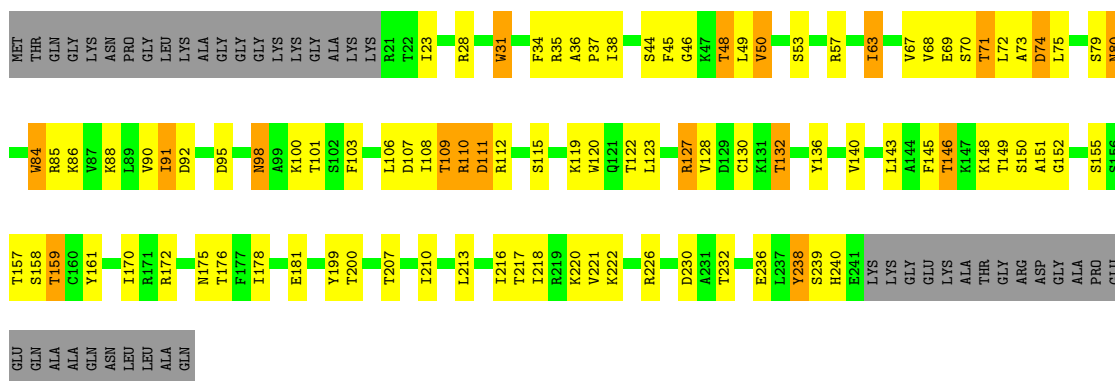
• Molecule 5: 40S RIBOSOMAL PROTEIN S3A

Chain C4: 



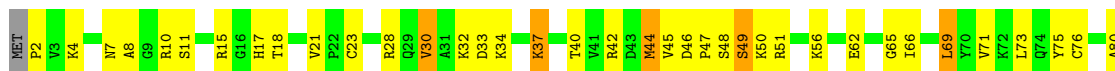
• Molecule 5: 40S RIBOSOMAL PROTEIN S3A

Chain D4: 

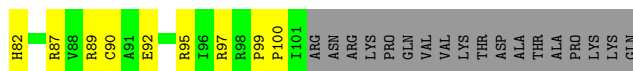
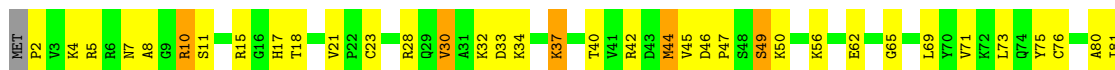


• Molecule 6: 40S RIBOSOMAL PROTEIN RPS26E

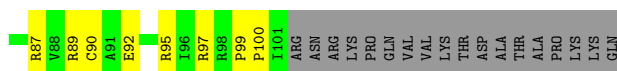
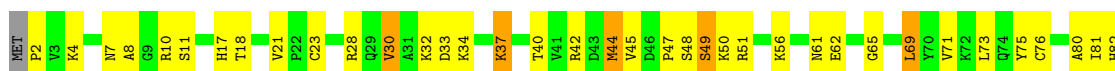
Chain A5: 



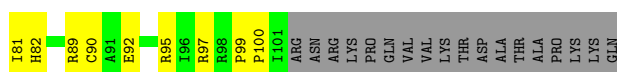
• Molecule 6: 40S RIBOSOMAL PROTEIN RPS26E




• Molecule 6: 40S RIBOSOMAL PROTEIN RPS26E




• Molecule 6: 40S RIBOSOMAL PROTEIN RPS26E



• Molecule 7: 40S RIBOSOMAL PROTEIN S27



• Molecule 7: 40S RIBOSOMAL PROTEIN S27



- Molecule 7: 40S RIBOSOMAL PROTEIN S27

Chain C6:  56% 37% 6%



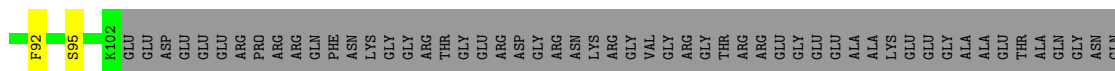
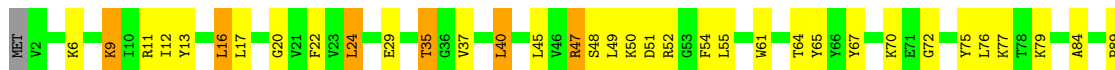
- Molecule 7: 40S RIBOSOMAL PROTEIN S27

Chain D6:  54% 37% 7%



- Molecule 8: 40S RIBOSOMAL PROTEIN RPS10E

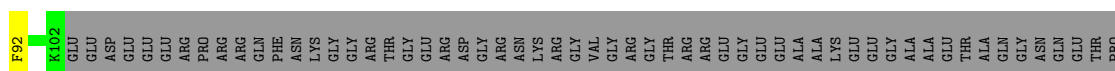
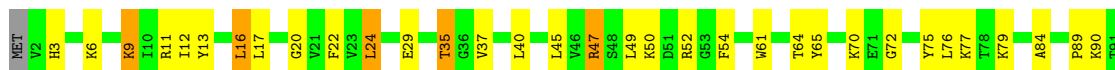
Chain A7:  40% 19% 38%



GLU
THR
PRO
ALA
GLN
GLU

- Molecule 8: 40S RIBOSOMAL PROTEIN RPS10E

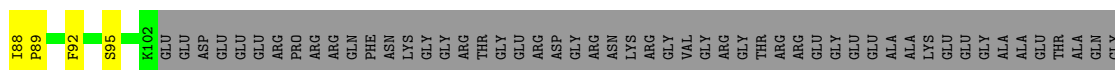
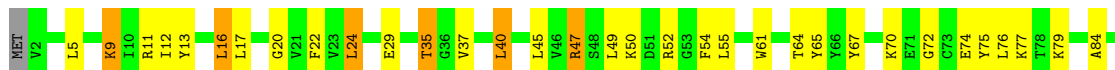
Chain B7:  41% 18% 38%



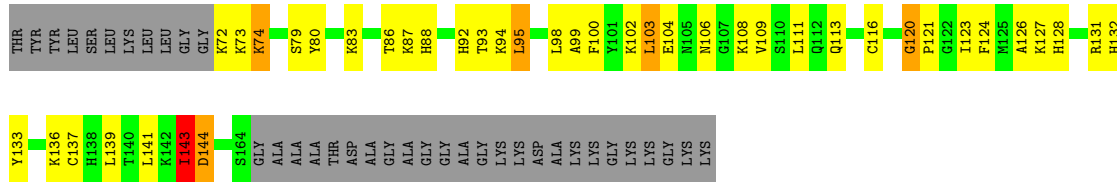
ALA
GLN
GLU

- Molecule 8: 40S RIBOSOMAL PROTEIN RPS10E

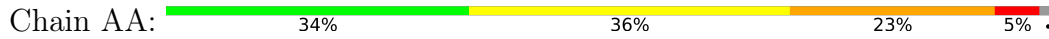
Chain C7:  40% 19% 38%



ASN
GLN
GLU
THR
PRO
ALA
GLN
GLU



• Molecule 11: 18S ribosomal RNA

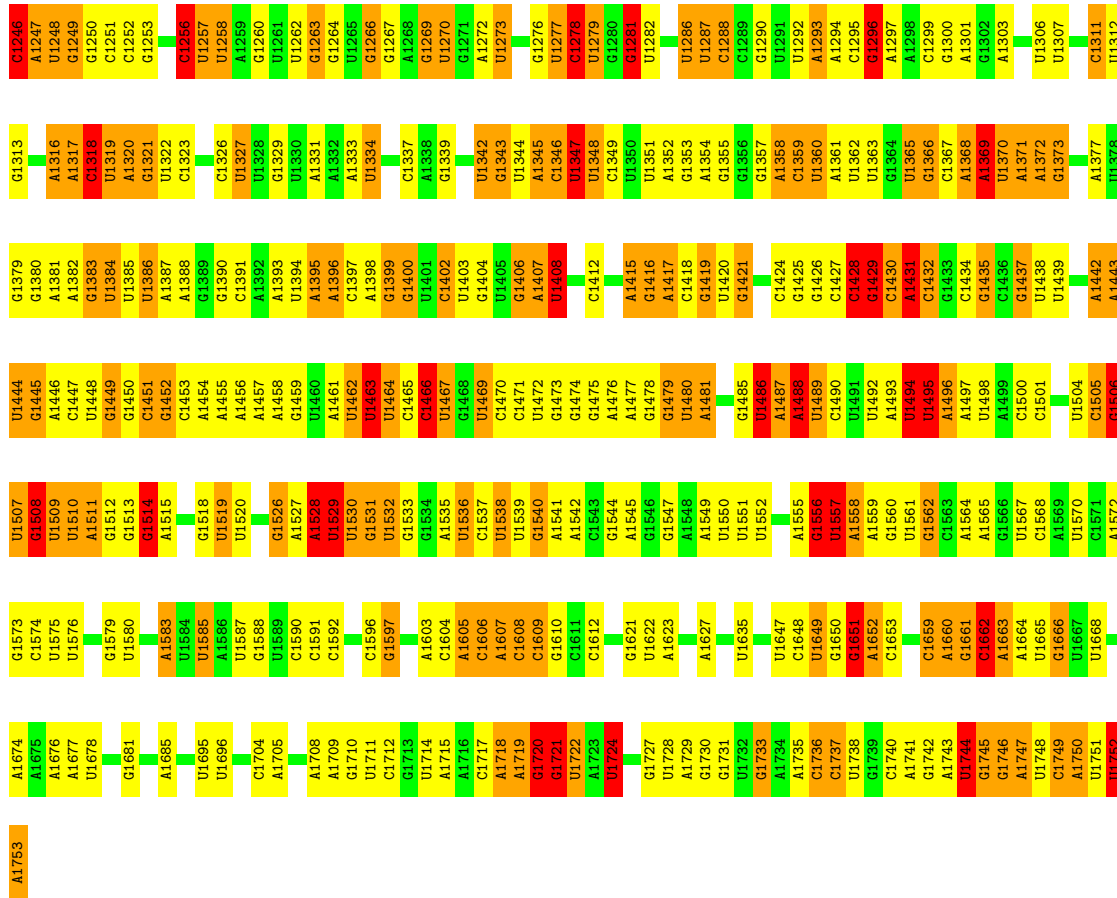


A1014	A1017	A1018	A1019	A1020	G1024	G1025	C1026	A1027	G1028	G1029	A1030	A1031	A1032	A1033	A1034	A1035	A1036	G1037	U1038	G1042	C1043	C1044	G1045	G1046	G1049	C1050	G1051	U1052	A1053	U1054	G1055	A1059	A1060	A1061	C1062	A1063	A1064	A1065	U1069	U1070	U1071	G1072	A1076	G1079	U1080	G1081	U1008	U1009	A1010	C1011	C1012	U1092	A1093					
A1088	A1099	U1108	A1111	A1112	A1113	A1114	A1115	A1116	U1117	U1118	G1119	A1120	A1121	A1122	G1123	A1124	A1125	A1126	A1127	G1128	C1131	A1132	C1133	C1134	A1135	A1136	A1137	A1138	U1139	U1140	U1141	G1142	A1143	C1144	C1145	C1146	U1147	G1148	G1149	G1150	G1151	C1152	U1153	U1154	U1155	A1156	A1157	U1158	U1159	A1160	A1161	C1162	U1163	C1164	A1165			
A1166	C1167	A1168	C1169	G1170	G1171	G1172	A1173	A1174	A1175	A1176	C1181	G1184	C1185	A1186	C1187	A1188	A1189	G1190	A1191	C1192	A1198	G1199	G1200	G1201	A1202	A1203	A1204	G1205	A1206	G1207	A1208	G1209	U1210	U1211	U1212	A1213	A1214	G1215	A1216	G1217	C1218	U1219	C1220	U1221	U1222	U1223	C1224	U1225	U1226	U1227	A1228	A1229	U1230	C1231	U1232	U1233		
U1234	G1235	G1236	G1237	U1241	G1242	G1245	C1246	A1247	U1248	G1249	G1250	G1251	C1252	G1253	C1256	U1257	U1258	U1262	G1263	G1264	U1265	G1266	G1267	A1268	G1269	A1270	G1271	A1272	U1273	U1274	U1275	U1276	U1277	C1278	U1279	G1280	G1281	U1282	U1286	U1287	C1288	C1289	G1290	U1291	U1292	A1293	A1294	C1295	G1296	A1297	A1298	C1299	G1300	A1301				
U1306	U1307	C1310	C1311	C1312	G1313	A1316	A1317	A1318	A1319	A1320	G1321	U1322	C1323	C1326	U1327	G1329	U1330	A1331	A1332	A1333	U1334	A1335	G1339	U1342	G1343	U1344	A1345	C1346	U1347	U1348	C1349	U1350	A1351	A1352	G1353	A1354	G1355	G1356	G1357	A1358	C1359	U1360	A1361	U1362	U1363	C1364	U1365	G1366	C1367	A1368	A1369	U1370						
A1371	A1372	G1373	A1377	A1378	G1379	A1380	A1381	A1382	U1384	U1385	U1386	A1387	A1388	A1389	G1390	C1391	U1394	A1395	A1396	C1397	A1398	A1399	G1400	U1401	C1402	A1403	U1404	U1405	U1406	C1407	U1408	G1412	A1415	G1416	A1417	C1418	A1419	U1420	G1421	C1422	U1423	C1424	G1425	A1426	C1427	U1428	U1429	A1430	C1431	U1432	G1433	C1434	U1435	A1436				
G1437	U1438	U1439	A1440	C1441	A1442	A1443	U1444	G1445	A1446	A1447	U1448	G1449	G1450	G1451	A1452	A1453	A1454	A1455	A1456	A1457	A1458	A1459	U1460	A1461	U1462	U1463	U1464	C1465	U1466	U1467	U1468	U1469	C1470	U1471	U1472	G1473	G1474	G1475	A1476	A1477	G1478	G1479	U1480	A1481	U1486	A1487	A1488	U1489	C1490	U1491	U1492	A1493	A1494	U1495	U1496	U1497	U1498	A1499
C1500	C1501	U1504	C1505	G1506	U1507	G1508	U1509	U1510	A1511	G1512	A1513	G1514	A1515	U1516	A1517	A1518	G1519	U1520	G1526	A1527	A1528	U1529	U1530	U1531	U1532	G1533	G1534	U1535	C1536	U1537	U1538	U1539	G1540	A1541	A1542	C1543	A1544	A1545	G1546	G1547	A1548	A1549	U1550	U1551	U1552	C1553	U1554	A1555	U1556	U1557	A1558	A1559	U1560	U1561	G1562	C1563	A1564	
A1565	C1568	A1569	C1570	C1571	A1572	G1573	C1574	U1575	U1576	G1579	U1580	U1581	U1582	A1583	U1584	U1585	A1586	U1587	A1588	U1589	C1590	C1591	C1592	C1596	G1597	A1603	C1604	A1605	C1606	A1607	C1608	C1609	G1610	C1611	U1612	U1615	G1621	U1622	A1623	A1627	U1628	U1635	C1636	U1637	U1647	C1648	U1649	U1650	G1651	A1652	U1655	C1656	A1657	A1658				
C1659	A1660	G1661	C1662	A1663	A1664	U1665	G1666	U1667	U1668	A1673	A1676	A1677	U1678	G1681	A1685	C1689	U1686	A1705	A1708	A1709	G1710	U1711	C1712	G1713	U1714	C1717	A1718	A1719	G1720	C1721	U1722	A1723	U1724	G1727	A1728	C1729	U1730	G1731	U1732	A1733	A1734	A1735	U1736	C1737	U1738	U1739	C1740											
A1741	G1742	U1743	G1745	A1746	A1747	U1748	A1750	U1751	A1752	A1753																																																

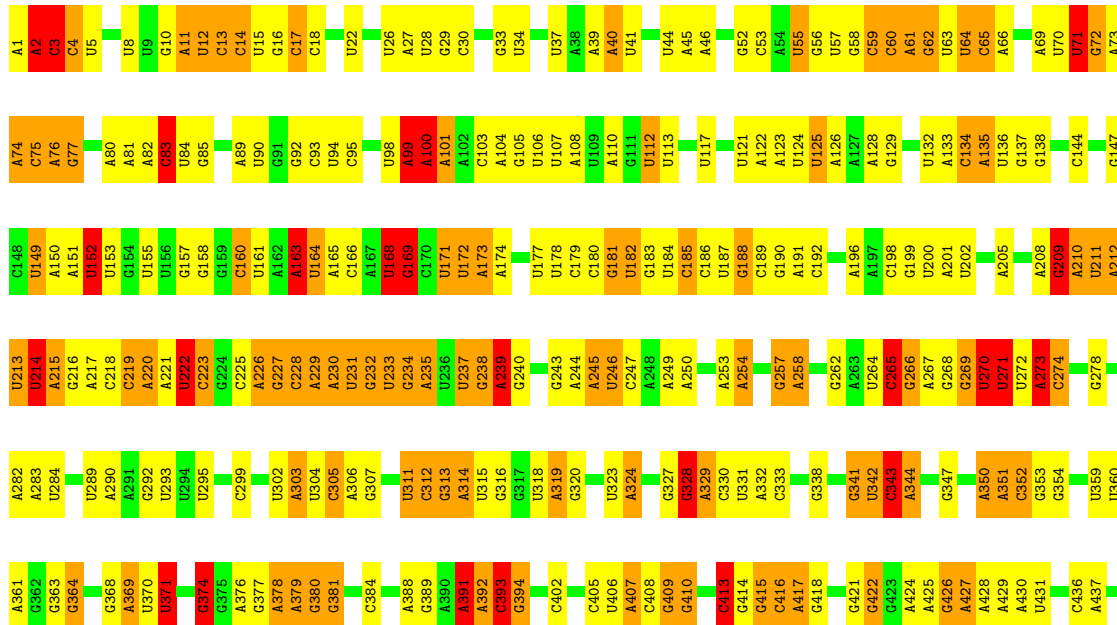
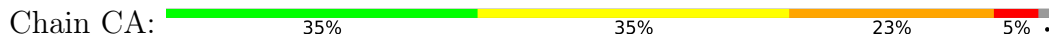
• Molecule 11: 18S ribosomal RNA

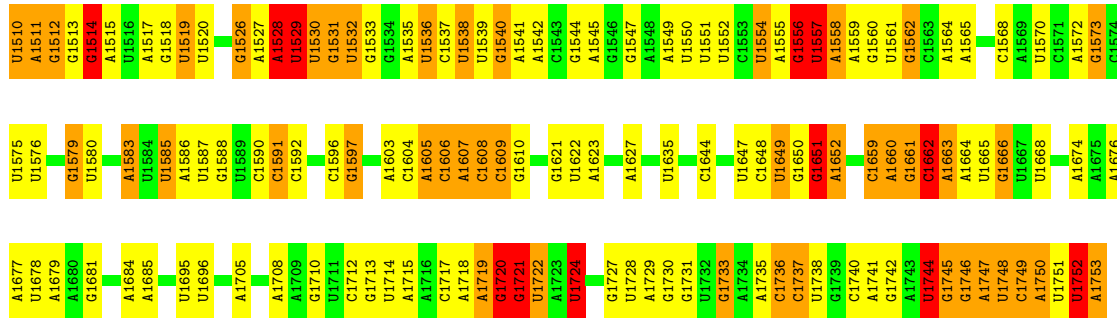


A1	A2	C3	C4	U5	U8	U9	G10	A11	U12	C13	C14	U15	G16	C17	C18	U22	U26	A27	U28	C29	C30	G33	U34	U37	A38	A39	A40	U41	U44	A45	A46	C47	G52	C53	C54	U55	C56	U57	G58	C59	C60	A61	G62	U63	U64	C65	A66	A69	U71	U73	G72
A73	A74	C75	A76	G77	A80	A81	A82	C83	U84	G85	A89	U90	G91	G92	A89	A100	A102	C103	A104	G105	U106	U107	A108	U109	A110	G111	U112	U113	U117	U121	A122	U123	U124	U125	A126	C127	U128	G129	U132	A133	C134	A135	U136	G137	U138	C143	C144	G147	C148	U149	

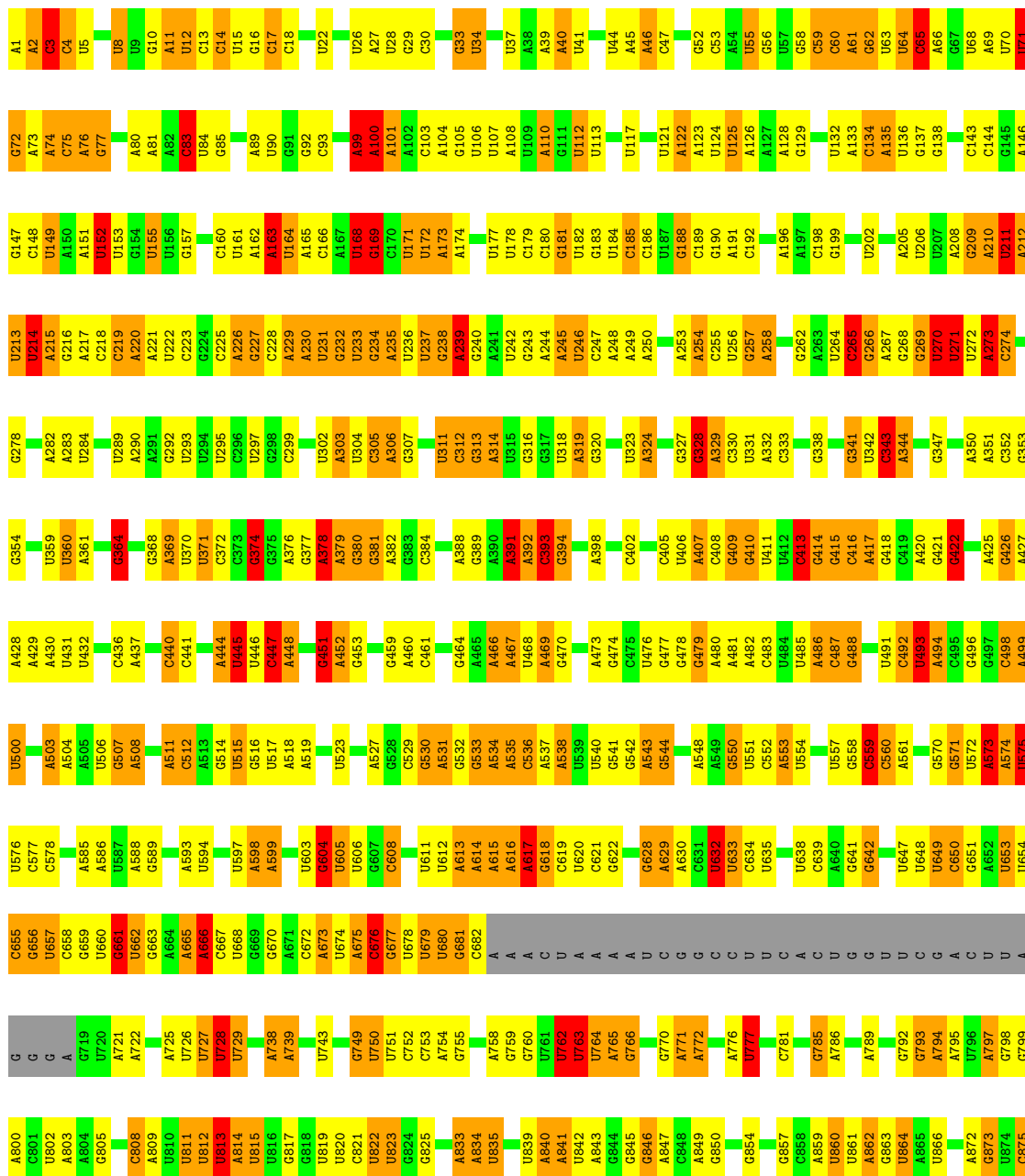
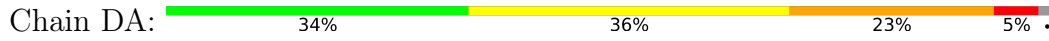


• Molecule 11: 18S ribosomal RNA





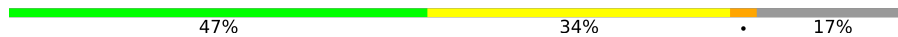
● Molecule 11: 18S ribosomal RNA



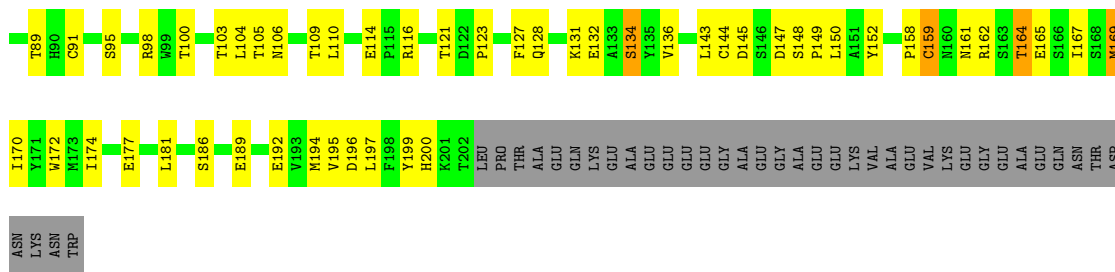
A876	A877	A878	A879	A880	A881	A882	A883	A884	A885	A886	A887	A888	A889	A890	A891	A892	A893	A894	A895	A896	A897	A898	A901	A902	A903	A904	A905	A906	A907	A908	A909	A910	A911	A912	A913	A914	G920	C921	A922	C928	A931	G932	A933	U934	G935	U936	U937	U938	A941	U942	U943	A944	C947											
A948	A949	C953	U954	A955	A956	A957	A958	A959	G962	A966	A967	A968	A969	A970	A971	A972	A973	A974	A975	A976	A977	A978	A981	U982	A983	C984	C985	C986	C989	C990	C991	C992	C993	C994	C995	C996	C997	C998	C999	A1000	A1001	U1002	A1003	A1004	A1005	C1006	U1007	U1008	U1009	A1010	C1011	C1012	U1013	A1014	C1017	U1018	G1019							
G1020	G1021	G1022	G1023	G1024	G1025	G1026	G1027	G1028	G1029	A1030	A1031	U1032	A1033	A1034	A1035	A1036	A1037	A1038	G1042	U1043	U1044	U1045	U1046	U1049	C1050	G1051	U1052	A1053	U1054	U1055	A1058	A1059	A1060	U1061	U1062	U1063	A1064	A1065	U1066	U1067	U1068	U1069	U1070	U1071	G1072	U1076	G1079	G1080	G1081	G1082	G1083	U1084	U1085	U1086	U1087	U1088	U1089	U1090	U1091	U1092	U1093	A1097	A1098	G1099
U1108	U1109	U1110	U1111	U1112	U1113	U1114	U1115	U1116	U1117	U1118	C1121	U1122	U1123	A1124	C1131	A1132	C1133	C1134	C1135	C1136	C1137	A1138	A1139	U1140	U1141	U1142	U1143	U1144	U1145	U1146	U1147	U1148	U1149	U1150	U1151	C1152	U1153	U1154	U1155	U1156	U1157	U1158	U1159	U1160	A1161	U1162	U1163	U1164	U1165	U1166	U1167	U1168	C1169	U1170	U1171	U1172	G1240							
G1173	A1174	A1175	A1176	A1180	A1181	A1182	A1183	A1184	A1185	A1186	A1187	A1188	A1189	A1190	A1191	A1198	A1199	G1200	G1201	A1202	U1203	U1204	U1205	A1206	U1207	A1208	U1209	A1210	U1211	U1212	U1213	A1214	U1215	U1216	U1217	C1218	U1219	C1220	U1221	U1222	U1223	C1224	U1225	U1226	G1227	A1228	U1229	U1230	C1231	U1232	U1233	U1234	U1235	G1236	G1237	G1240								
U1241	G1242	U1243	U1244	U1245	A1247	U1248	U1249	U1250	C1251	C1252	G1253	C1256	U1257	U1258	U1262	U1263	U1264	U1265	U1266	G1269	U1270	U1271	G1272	G1273	U1274	U1275	U1276	U1277	U1278	U1279	U1280	U1281	U1282	U1283	U1286	U1287	U1288	C1289	U1291	U1292	A1293	A1294	C1295	G1296	A1297	A1298	C1299	U1299	G1300	A1301	G1302	A1303	U1306											
U1307	C1311	U1312	U1313	U1316	A1317	A1318	A1319	A1320	G1321	U1322	C1323	U1324	U1325	U1326	U1327	U1328	G1329	U1330	A1331	A1332	A1333	A1334	A1335	A1336	U1337	U1338	U1339	U1340	U1341	U1342	U1343	U1344	U1345	U1346	U1347	U1348	C1349	U1350	U1351	U1352	U1353	U1354	U1355	U1356	U1357	A1358	C1359	U1360	A1361	U1362	U1363	U1364	U1365	U1366	C1367	A1368	U1369	U1370						
A1371	A1372	G1373	U1377	U1378	U1379	U1380	A1381	A1382	A1383	A1384	U1385	U1386	A1387	A1388	U1389	U1390	A1391	A1392	U1393	U1394	U1395	A1396	A1397	A1398	U1399	U1400	U1401	U1402	U1403	U1404	U1405	U1406	U1407	U1408	U1415	U1416	A1417	U1418	U1419	U1420	U1421	C1422	U1423	U1424	G1425	U1426	G1427	C1428	G1429	U1430	U1431	U1432	U1433	U1434	U1435	U1436	U1437	U1438	U1439	U1440	U1441	U1442		
U1438	U1439	A1440	C1441	A1442	A1443	U1444	U1445	A1446	A1447	U1448	G1449	U1450	C1451	G1452	C1453	U1454	A1455	A1456	A1457	A1458	U1459	U1460	A1461	U1462	U1463	U1464	C1465	U1466	U1467	U1468	U1469	C1470	U1471	U1472	U1473	U1474	U1475	U1476	U1477	U1478	U1479	U1480	U1481	U1486	A1487	A1488	U1489	U1492	A1493	U1494	U1495	U1496	U1497	U1498	A1499	C1500	C1501							
A1502	U1503	U1504	U1505	U1506	U1507	U1508	U1509	U1510	U1511	U1512	U1513	U1514	U1515	U1516	U1517	U1518	U1519	U1520	U1521	U1522	U1526	A1527	A1528	U1529	U1530	U1531	U1532	U1533	U1534	U1535	U1536	U1537	U1538	U1539	U1540	U1541	U1542	U1543	U1544	U1545	U1546	U1547	U1548	U1549	U1550	U1551	U1552	C1553	U1554	U1555	U1556	U1557	U1558	U1559	U1560	U1561	U1562	U1563						
A1564	A1565	C1568	U1569	U1570	U1571	A1572	A1573	U1574	U1575	U1576	U1577	U1578	U1579	U1580	U1583	A1586	U1587	C1590	C1591	C1592	C1596	U1597	G1601	U1602	A1603	C1604	C1605	C1606	U1607	C1608	C1609	C1610	U1611	U1612	U1621	A1622	A1623	A1627	U1635	G1638	A1642	U1647	U1648	U1649	U1650	U1651	U1652	C1659																
A1660	G1661	C1662	A1663	A1664	U1665	U1666	U1667	U1668	A1673	A1674	A1675	A1676	A1677	U1678	U1681	U1682	A1683	A1684	A1685	C1692	U1695	U1696	A1705	U1708	G1710	U1711	U1712	U1713	U1714	U1715	U1716	U1717	U1718	U1719	U1720	U1721	U1722	U1723	U1724	U1727	U1728	U1729	G1730	U1731	U1732	U1733	U1734	U1735	U1736	U1737	U1738	U1739												
C1740	A1741	G1742	A1743	U1744	U1745	U1746	U1747	U1748	C1749	U1750	U1751	U1752	A1753	Y32	I33	S34	H35	V38	H42	I44	I46	E47	E48	T49	M50	Q51	K52	I53	K54	L55	A56	I60	A61	A62	A63	A64	H65	P66	D68	V69	W70	V71	R75	I76	Y77	G78	Q79	R80	A81	A82														

• Molecule 12: 40S RIBOSOMAL PROTEIN SA

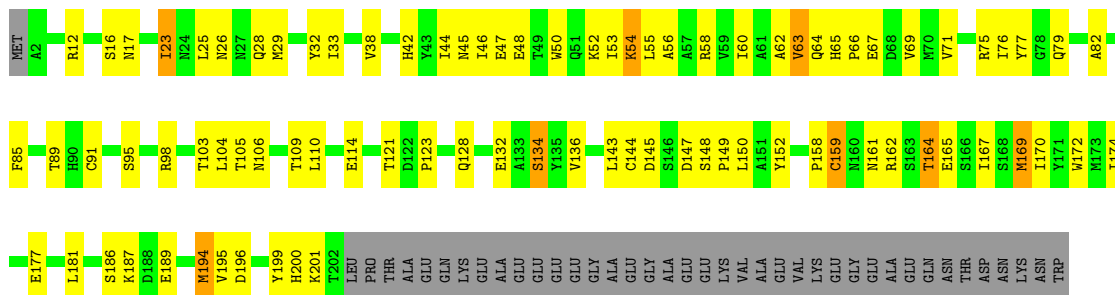
Chain AB:



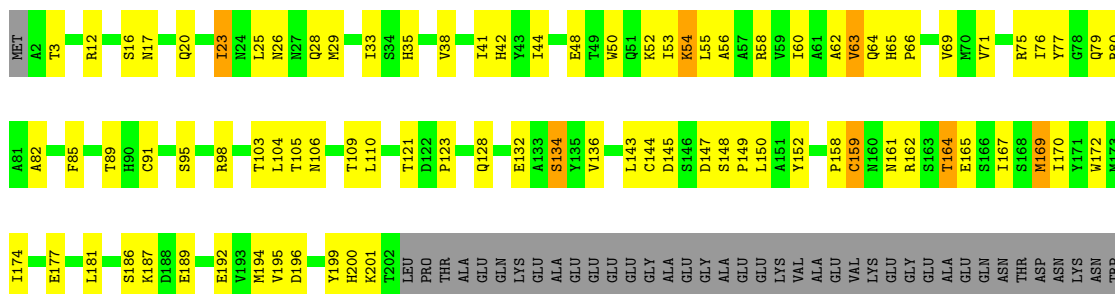
MET	A2	R12	S16	M17	I23	N24	L25	N26	Q28	M29	Y32	I33	S34	H35	V38	H42	I44	I46	E47	E48	T49	M50	Q51	K52	I53	K54	L55	A56	I60	A61	A62	A63	A64	H65	P66	D68	V69	W70	V71	R75	I76	Y77	G78	Q79	R80	A81	A82
-----	----	-----	-----	-----	-----	-----	-----	-----	-----	-----	-----	-----	-----	-----	-----	-----	-----	-----	-----	-----	-----	-----	-----	-----	-----	-----	-----	-----	-----	-----	-----	-----	-----	-----	-----	-----	-----	-----	-----	-----	-----	-----	-----	-----	-----	-----	-----




• Molecule 12: 40S RIBOSOMAL PROTEIN SA

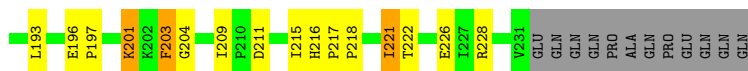


• Molecule 12: 40S RIBOSOMAL PROTEIN SA



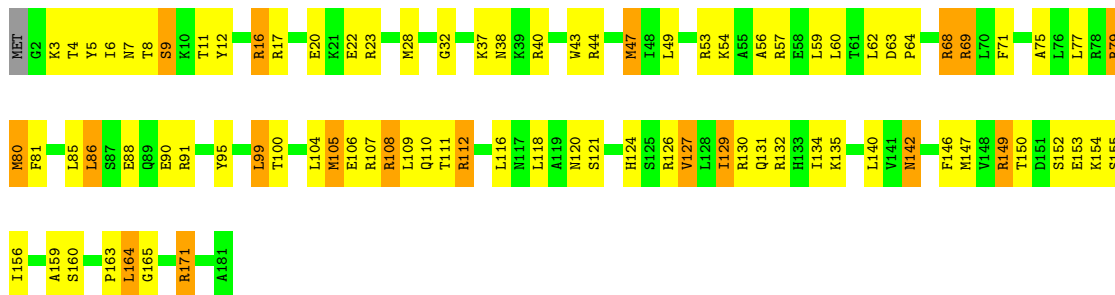
• Molecule 12: 40S RIBOSOMAL PROTEIN SA





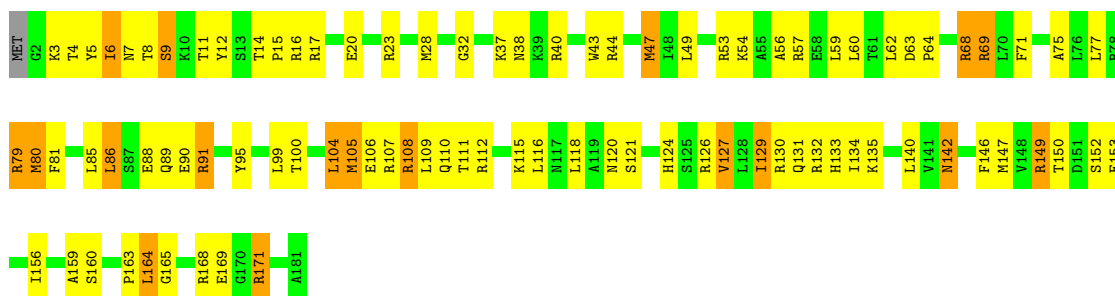
- Molecule 14: 40S RIBOSOMAL PROTEIN RPS9E

Chain AD: 51% 38% 10%



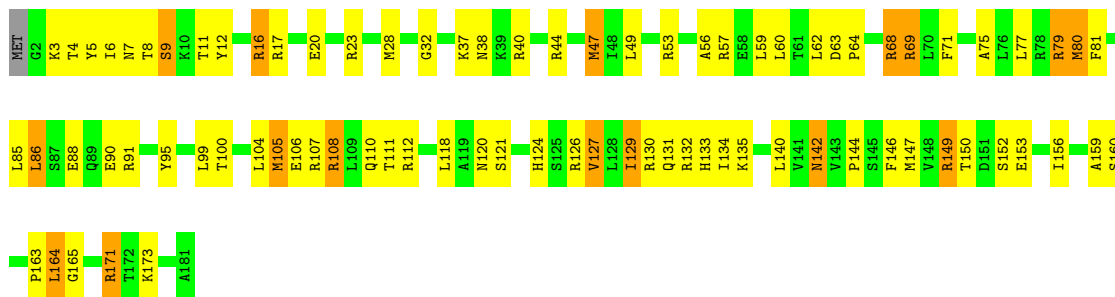
- Molecule 14: 40S RIBOSOMAL PROTEIN RPS9E

Chain BD: 49% 40% 10%



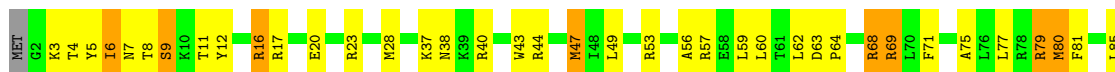
- Molecule 14: 40S RIBOSOMAL PROTEIN RPS9E

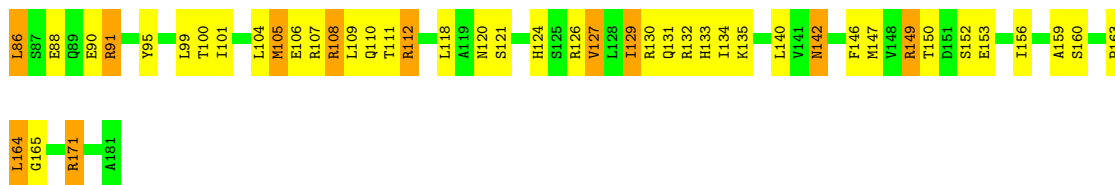
Chain CD: 54% 37% 9%



- Molecule 14: 40S RIBOSOMAL PROTEIN RPS9E

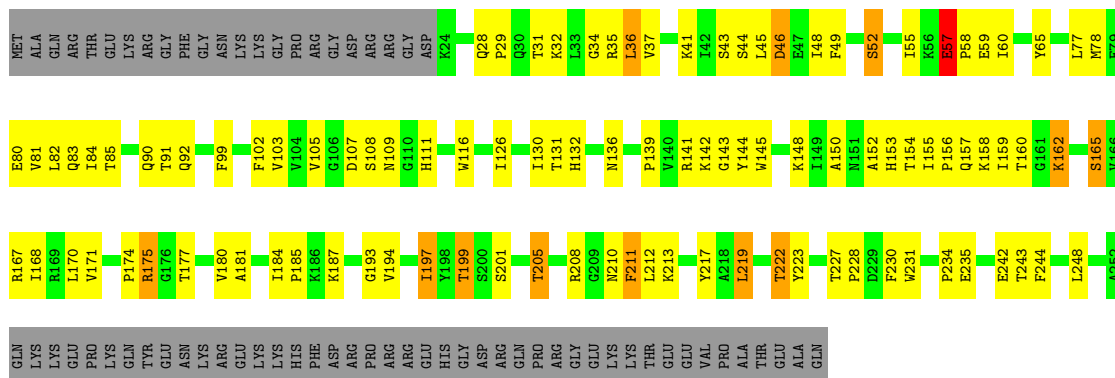
Chain DD: 54% 35% 10%





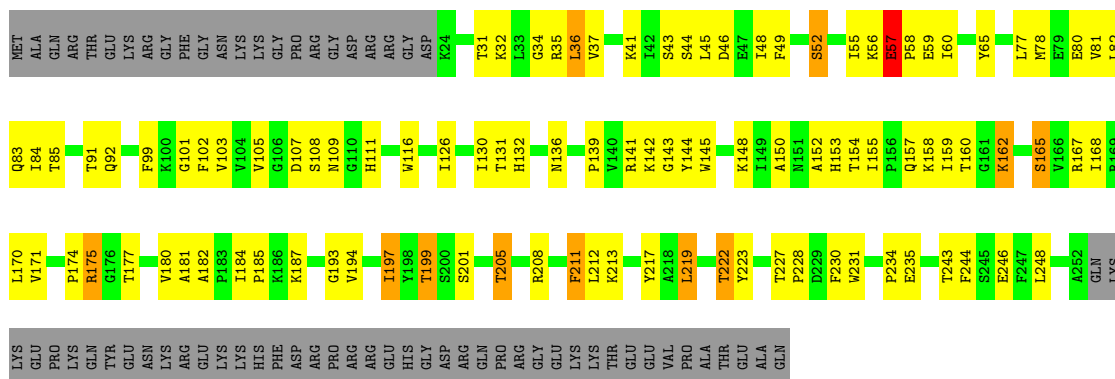
- Molecule 15: 40S RIBOSOMAL PROTEIN RPS2E

Chain AE: 43% 30% 23%



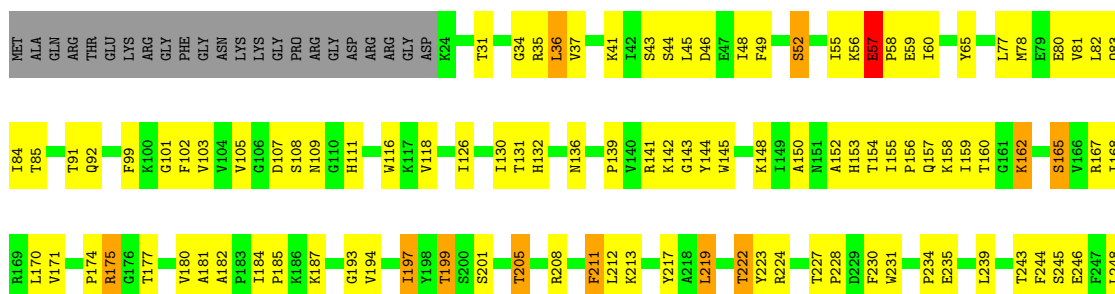
- Molecule 15: 40S RIBOSOMAL PROTEIN RPS2E

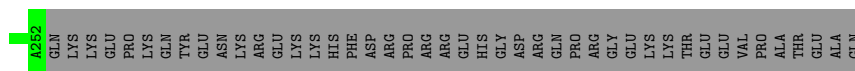
Chain BE: 43% 30% 23%



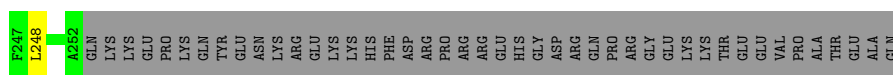
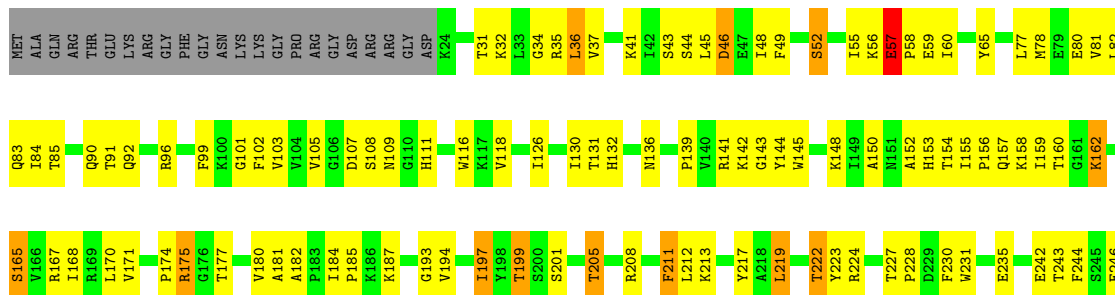
- Molecule 15: 40S RIBOSOMAL PROTEIN RPS2E

Chain CE: 42% 31% 23%





• Molecule 15: 40S RIBOSOMAL PROTEIN RPS2E



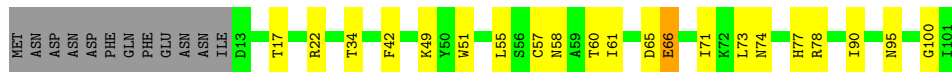
• Molecule 16: EIF1



• Molecule 16: EIF1



• Molecule 16: EIF1

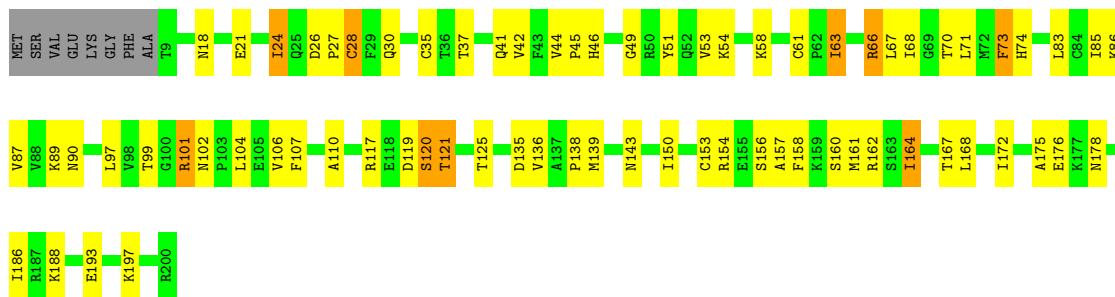


• Molecule 16: EIF1

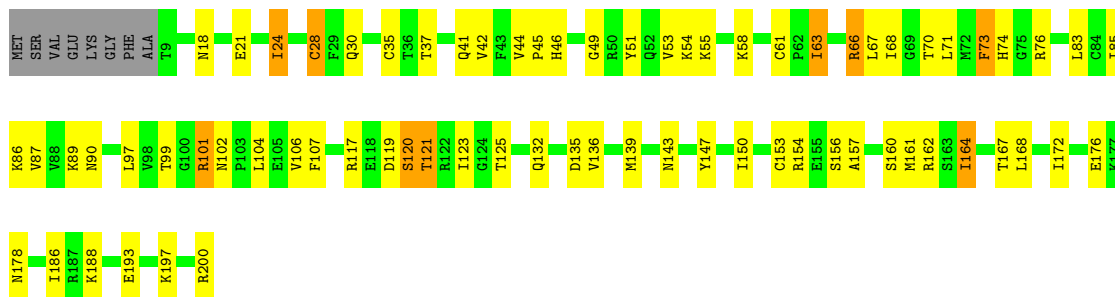


• Molecule 17: 40S RIBOSOMAL PROTEIN RPS5E

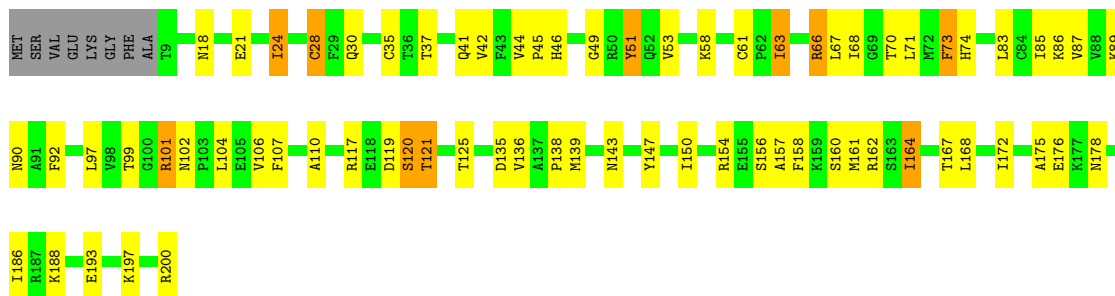




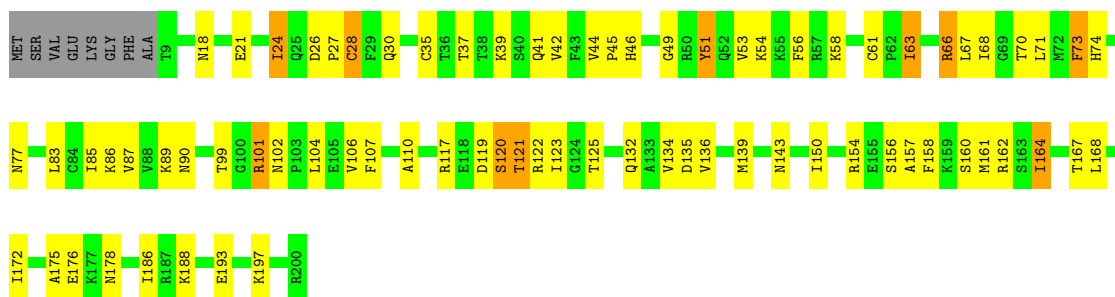
• Molecule 17: 40S RIBOSOMAL PROTEIN RPS5E



• Molecule 17: 40S RIBOSOMAL PROTEIN RPS5E

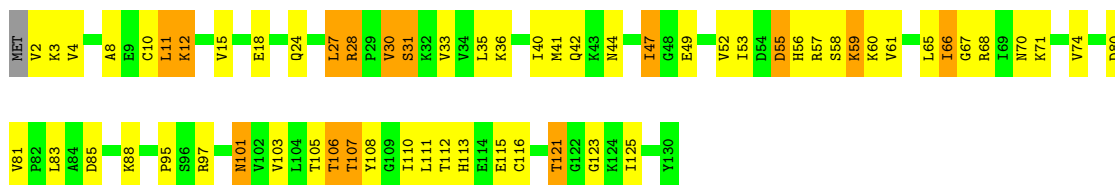


• Molecule 17: 40S RIBOSOMAL PROTEIN RPS5E



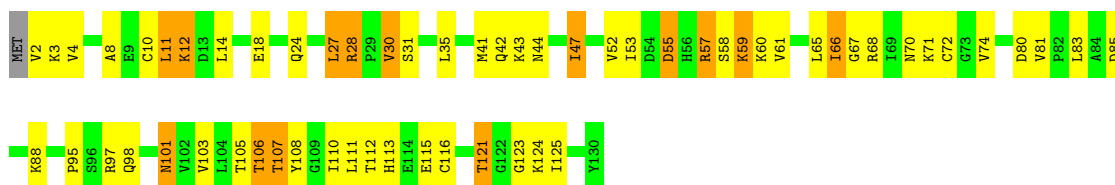
• Molecule 18: 40S RIBOSOMAL PROTEIN RPS22E

Chain AH:  52% 36% 11%



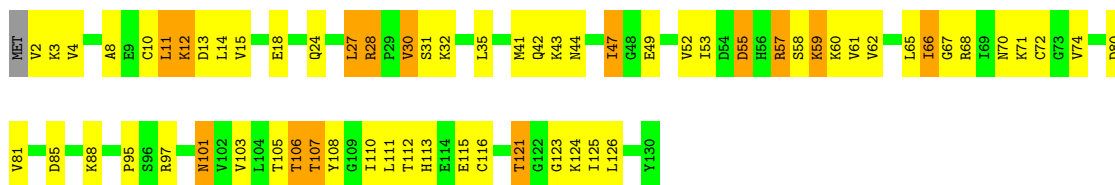
• Molecule 18: 40S RIBOSOMAL PROTEIN RPS22E

Chain BH:  53% 35% 11%



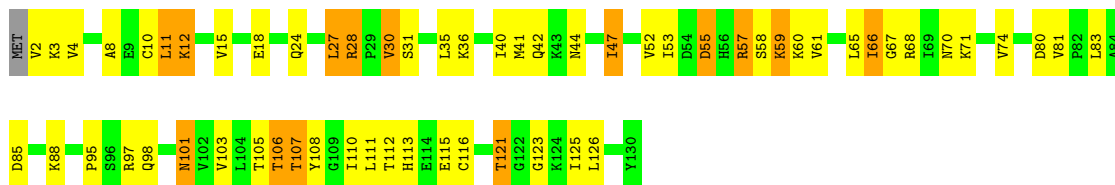
• Molecule 18: 40S RIBOSOMAL PROTEIN RPS22E

Chain CH:  50% 38% 11%



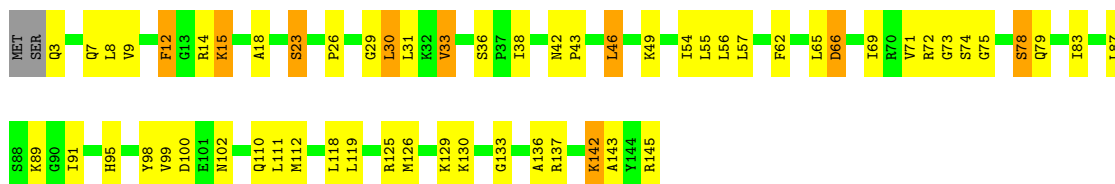
• Molecule 18: 40S RIBOSOMAL PROTEIN RPS22E

Chain DH:  53% 35% 11%

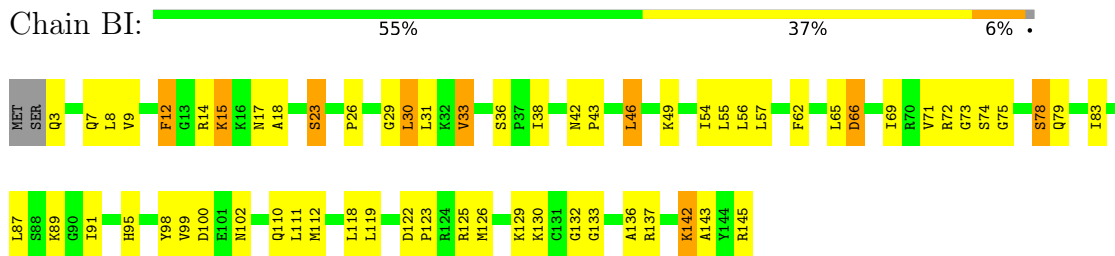


• Molecule 19: 40S RIBOSOMAL PROTEIN RPS16E

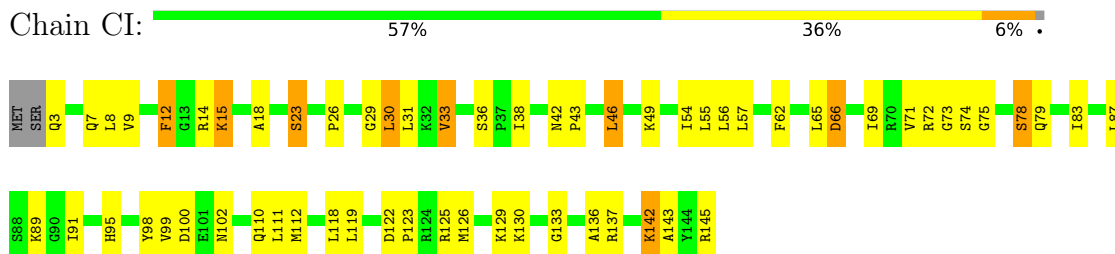
Chain AI:  58% 34% 6%



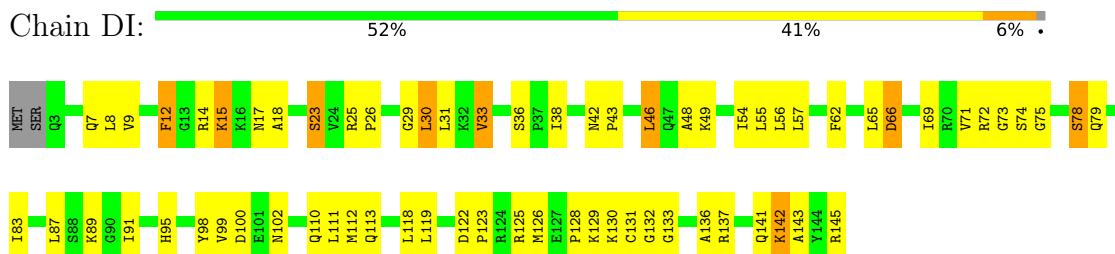
• Molecule 19: 40S RIBOSOMAL PROTEIN RPS16E



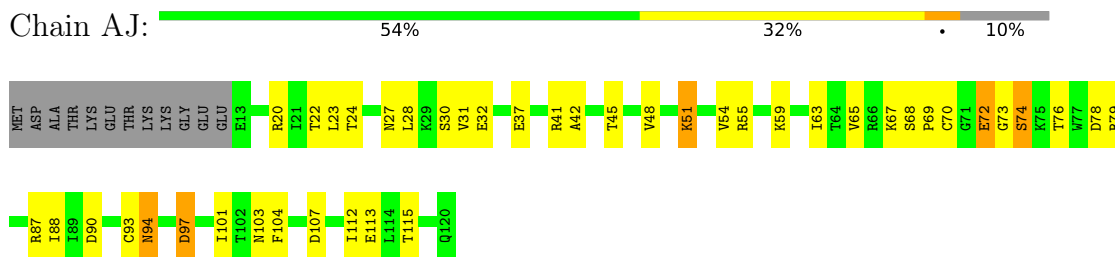
- Molecule 19: 40S RIBOSOMAL PROTEIN RPS16E



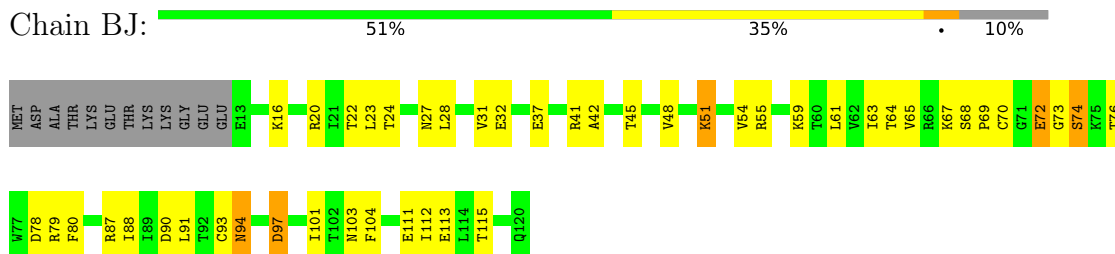
- Molecule 19: 40S RIBOSOMAL PROTEIN RPS16E



- Molecule 20: 40S RIBOSOMAL PROTEIN RPS20E

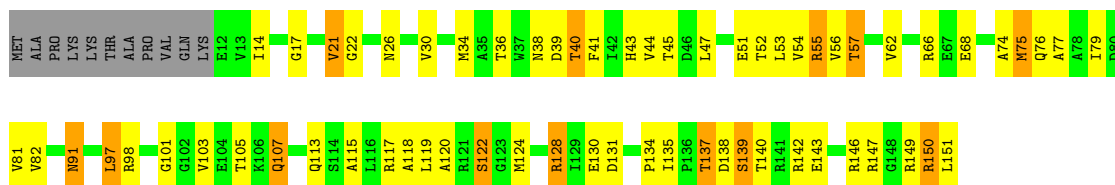


- Molecule 20: 40S RIBOSOMAL PROTEIN RPS20E



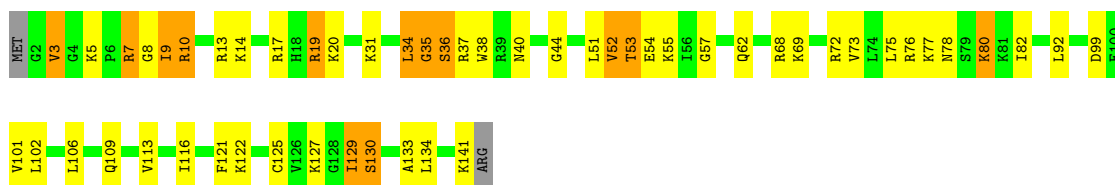
- Molecule 20: 40S RIBOSOMAL PROTEIN RPS20E

Chain DK:  50% 34% 9% 7%



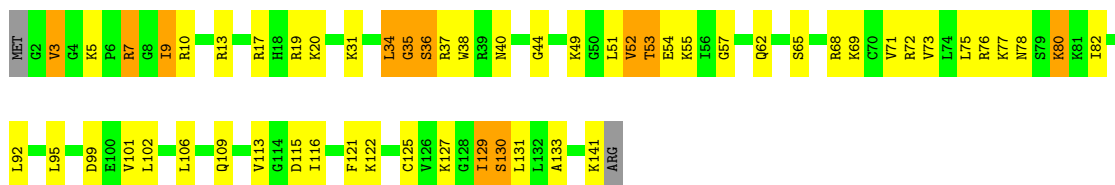
- Molecule 22: 40S RIBOSOMAL PROTEIN S12

Chain AL:  61% 28% 9%



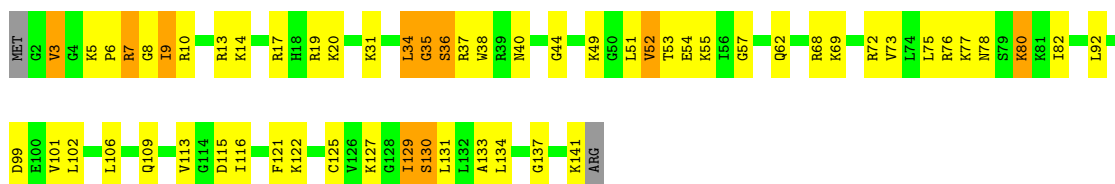
- Molecule 22: 40S RIBOSOMAL PROTEIN S12

Chain BL:  59% 32% 8%



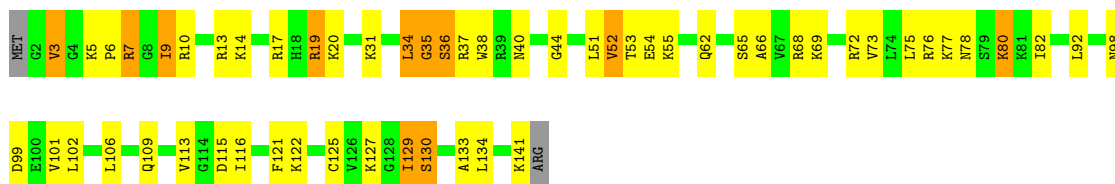
- Molecule 22: 40S RIBOSOMAL PROTEIN S12

Chain CL:  58% 34% 7%



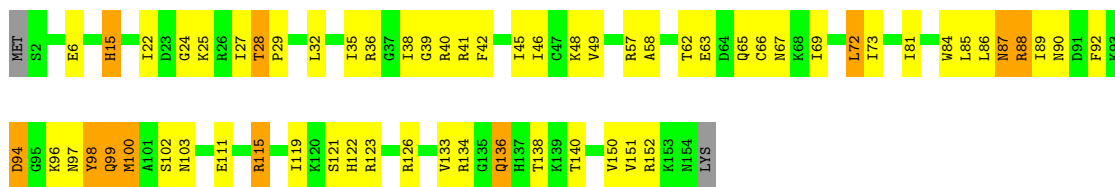
- Molecule 22: 40S RIBOSOMAL PROTEIN S12

Chain DL:  59% 32% 8%



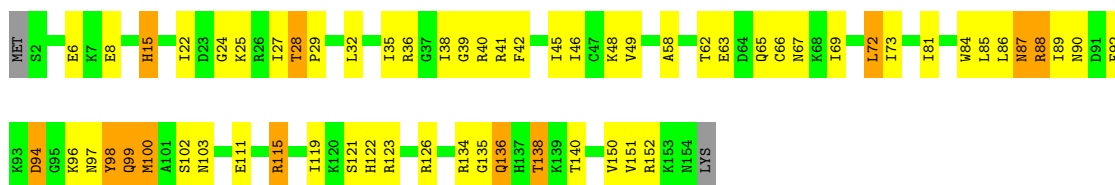
- Molecule 23: 40S RIBOSOMAL PROTEIN RPS18E

Chain AM:  59% 33% 7%



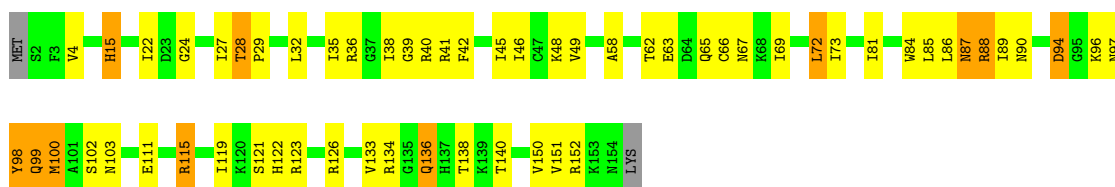
• Molecule 23: 40S RIBOSOMAL PROTEIN RPS18E

Chain BM:  59% 32% 8%



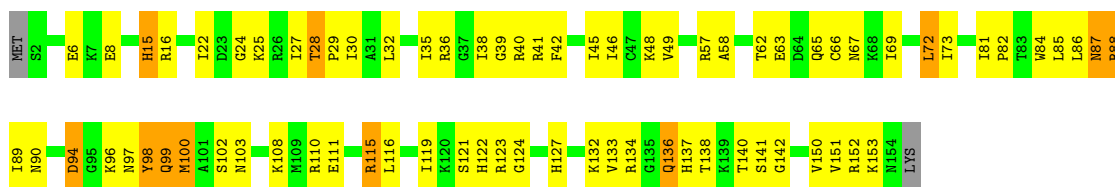
• Molecule 23: 40S RIBOSOMAL PROTEIN RPS18E

Chain CM:  61% 31% 7%



• Molecule 23: 40S RIBOSOMAL PROTEIN RPS18E

Chain DM:  51% 41% 7%



• Molecule 24: 40S RIBOSOMAL PROTEIN RPS29E

Chain AN:  58% 33% 7%



• Molecule 24: 40S RIBOSOMAL PROTEIN RPS29E

Chain BN:  62% 29% 7%



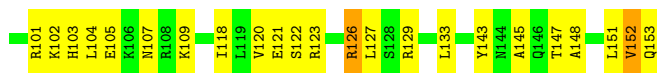
• Molecule 24: 40S RIBOSOMAL PROTEIN RPS29E



• Molecule 24: 40S RIBOSOMAL PROTEIN RPS29E



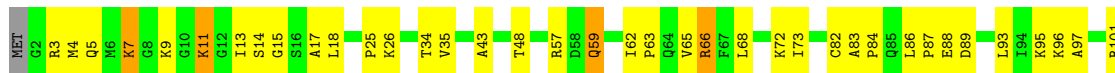
• Molecule 25: 40S RIBOSOMAL PROTEIN RPS13E



• Molecule 25: 40S RIBOSOMAL PROTEIN RPS13E

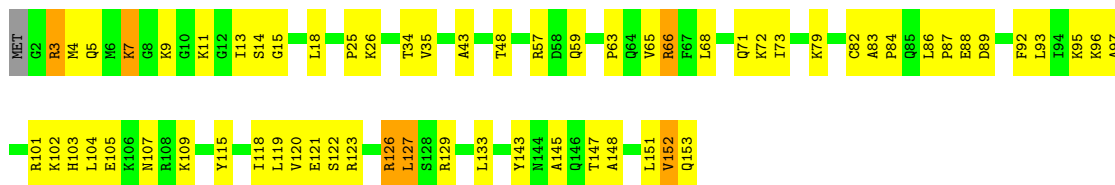


• Molecule 25: 40S RIBOSOMAL PROTEIN RPS13E



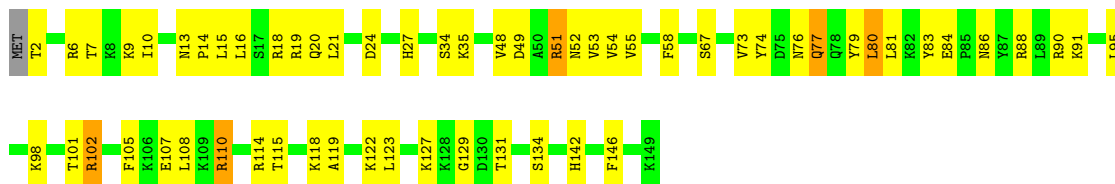
• Molecule 25: 40S RIBOSOMAL PROTEIN RPS13E





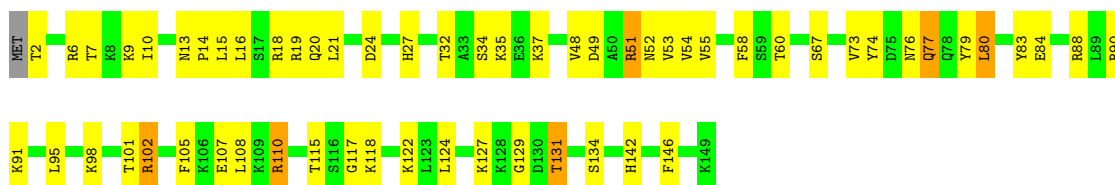
- Molecule 26: 40S RIBOSOMAL PROTEIN S24

Chain AP: 60% 36% ..



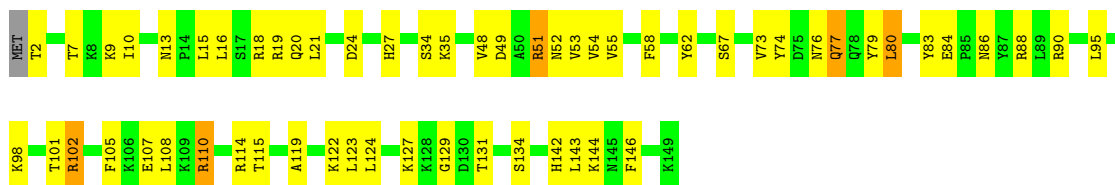
- Molecule 26: 40S RIBOSOMAL PROTEIN S24

Chain BP: 60% 36% ..



- Molecule 26: 40S RIBOSOMAL PROTEIN S24

Chain CP: 60% 36% ..



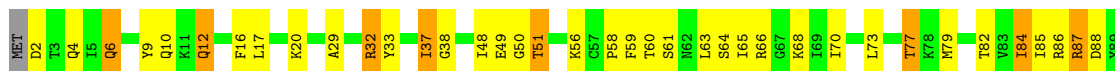
- Molecule 26: 40S RIBOSOMAL PROTEIN S24

Chain DP: 62% 34% ..



- Molecule 27: 40S RIBOSOMAL PROTEIN RPS11E

Chain AQ: 57% 34% 8% .



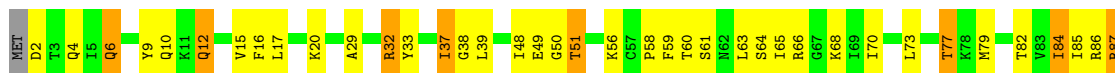
• Molecule 27: 40S RIBOSOMAL PROTEIN RPS11E



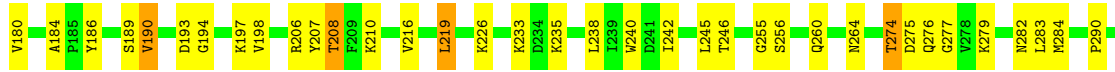
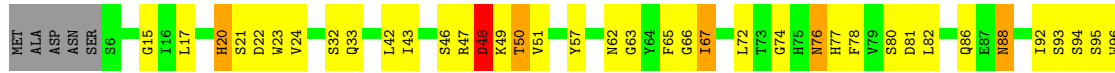
• Molecule 27: 40S RIBOSOMAL PROTEIN RPS11E



• Molecule 27: 40S RIBOSOMAL PROTEIN RPS11E

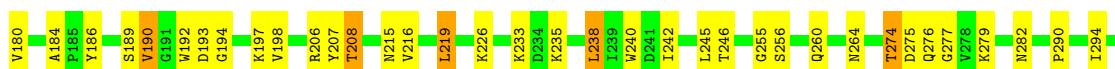


• Molecule 28: 40S RIBOSOMAL PROTEIN RACK1

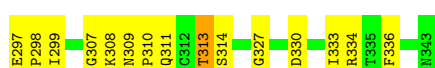
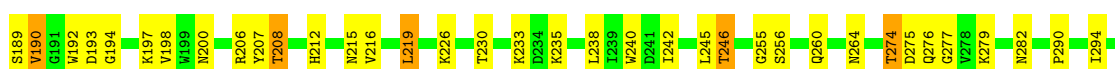
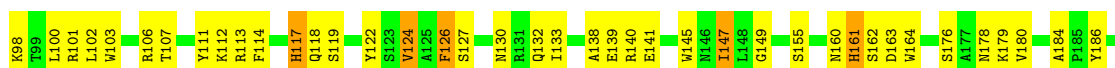
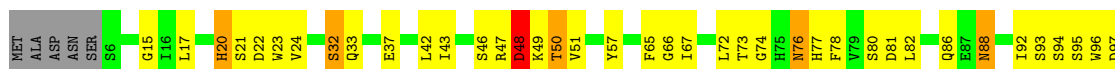




• Molecule 28: 40S RIBOSOMAL PROTEIN RACK1



• Molecule 28: 40S RIBOSOMAL PROTEIN RACK1



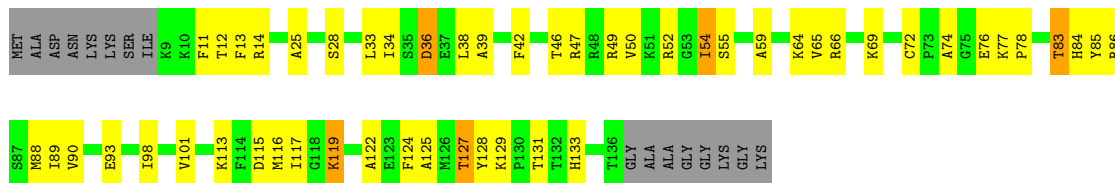
• Molecule 28: 40S RIBOSOMAL PROTEIN RACK1





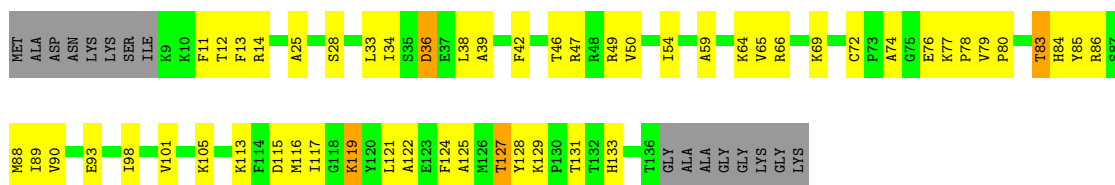
- Molecule 29: 40S RIBOSOMAL PROTEIN RPS15E

Chain AS: 53% 33% 11%



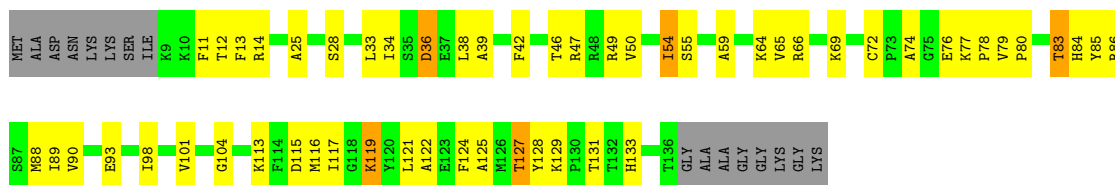
- Molecule 29: 40S RIBOSOMAL PROTEIN RPS15E

Chain BS: 51% 35% 11%



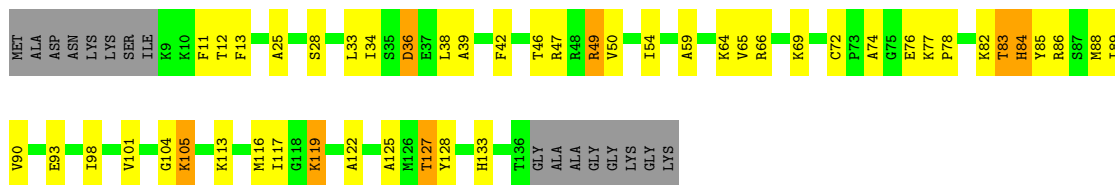
- Molecule 29: 40S RIBOSOMAL PROTEIN RPS15E

Chain CS: 51% 35% 11%



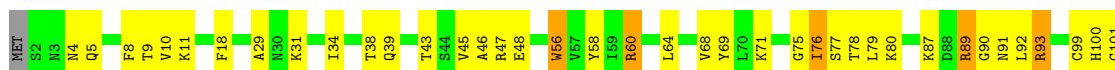
- Molecule 29: 40S RIBOSOMAL PROTEIN RPS15E

Chain DS: 56% 28% 5% 11%



- Molecule 30: 40S RIBOSOMAL PROTEIN RPS19E

Chain AT: 61% 33% 6%





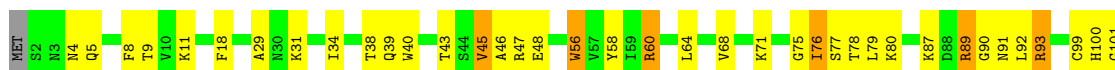
- Molecule 30: 40S RIBOSOMAL PROTEIN RPS19E



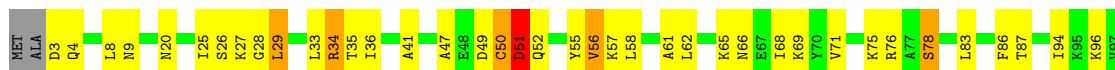
- Molecule 30: 40S RIBOSOMAL PROTEIN RPS19E



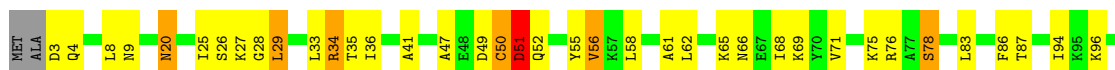
- Molecule 30: 40S RIBOSOMAL PROTEIN RPS19E



- Molecule 31: 40S RIBOSOMAL PROTEIN RPS12E



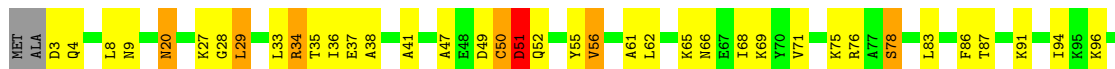
- Molecule 31: 40S RIBOSOMAL PROTEIN RPS12E





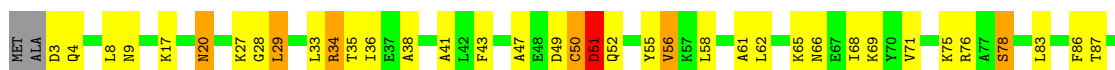
- Molecule 31: 40S RIBOSOMAL PROTEIN RPS12E

Chain CU: 60% 33% 5% ..



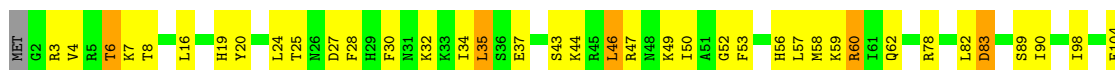
- Molecule 31: 40S RIBOSOMAL PROTEIN RPS12E

Chain DU: 60% 33% 5% ..



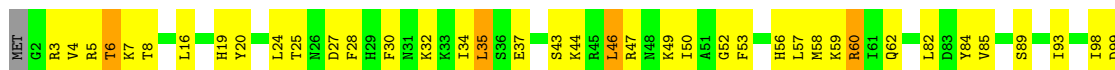
- Molecule 32: 40S RIBOSOMAL PROTEIN RPS17E

Chain AV: 57% 30% 5% 8%



- Molecule 32: 40S RIBOSOMAL PROTEIN RPS17E

Chain BV: 57% 31% 8%



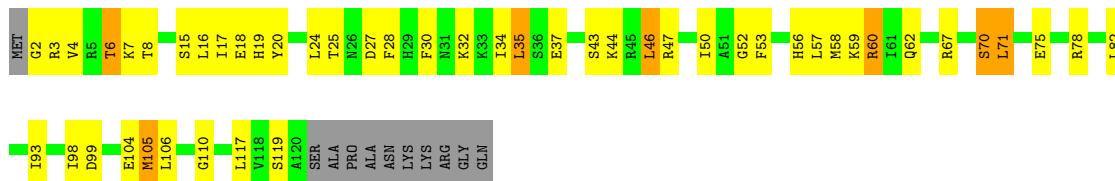
- Molecule 32: 40S RIBOSOMAL PROTEIN RPS17E

Chain CV: 53% 35% 8%

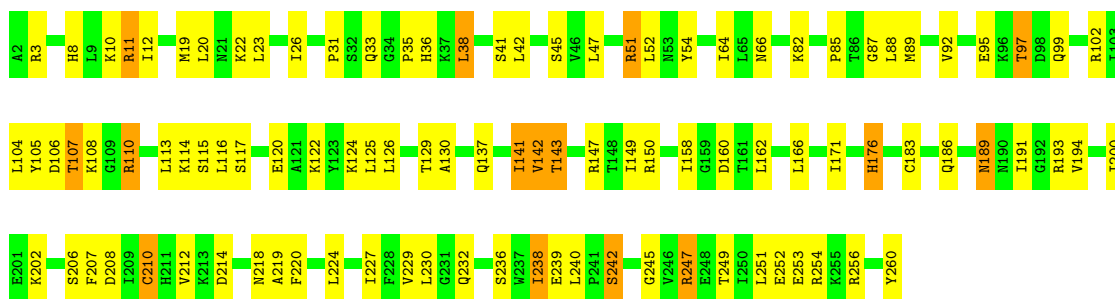




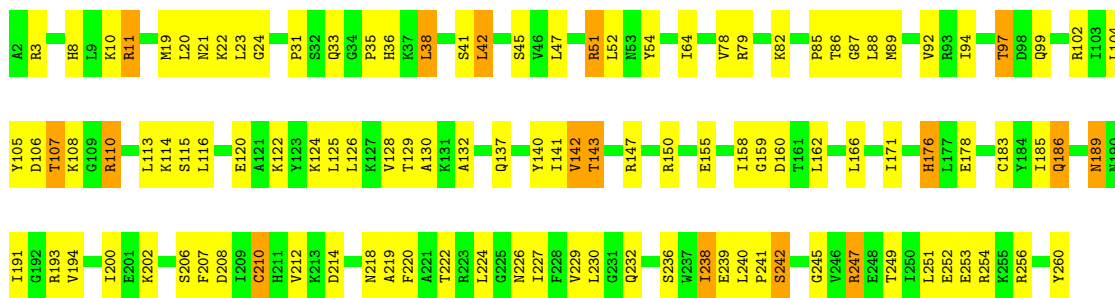
• Molecule 32: 40S RIBOSOMAL PROTEIN RPS17E



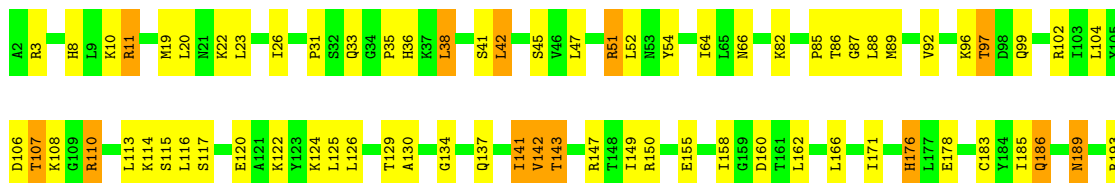
• Molecule 33: 40S RIBOSOMAL PROTEIN RPS4E



• Molecule 33: 40S RIBOSOMAL PROTEIN RPS4E

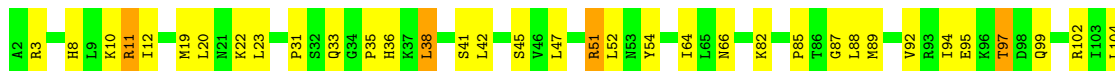


• Molecule 33: 40S RIBOSOMAL PROTEIN RPS4E





• Molecule 33: 40S RIBOSOMAL PROTEIN RPS4E



• Molecule 34: 40S RIBOSOMAL PROTEIN RPS30E



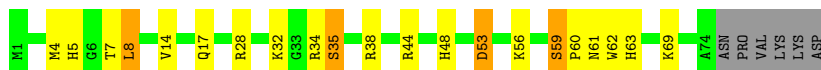
• Molecule 34: 40S RIBOSOMAL PROTEIN RPS30E



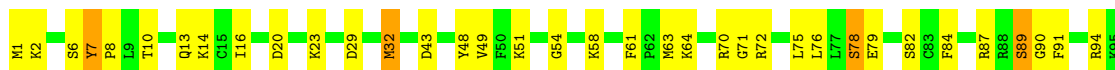
• Molecule 34: 40S RIBOSOMAL PROTEIN RPS30E



• Molecule 34: 40S RIBOSOMAL PROTEIN RPS30E



• Molecule 35: 40S RIBOSOMAL PROTEIN S6



4 Data and refinement statistics i

EDS failed to run properly - this section is therefore incomplete.

Property	Value	Source
Space group	P 1 21 1	Depositor
Cell constants a, b, c, α , β , γ	209.99Å 471.55Å 298.54Å 90.00° 91.02° 90.00°	Depositor
Resolution (Å)	49.75 – 3.70	Depositor
% Data completeness (in resolution range)	91.0 (49.75-3.70)	Depositor
R_{merge}	0.15	Depositor
R_{sym}	(Not available)	Depositor
$\langle I/\sigma(I) \rangle$ ¹	1.43 (at 3.67Å)	Xtrriage
Refinement program	PHENIX (PHENIX.REFINE)	Depositor
R, R_{free}	0.202 , 0.229	Depositor
Wilson B-factor (Å ²)	97.6	Xtrriage
Anisotropy	0.570	Xtrriage
L-test for twinning ²	$\langle L \rangle = 0.45$, $\langle L^2 \rangle = 0.28$	Xtrriage
Estimated twinning fraction	0.045 for h,-k,-l	Xtrriage
Total number of atoms	315512	wwPDB-VP
Average B, all atoms (Å ²)	138.0	wwPDB-VP

Xtrriage's analysis on translational NCS is as follows: *The largest off-origin peak in the Patterson function is 1.57% of the height of the origin peak. No significant pseudotranslation is detected.*

¹Intensities estimated from amplitudes.

²Theoretical values of $\langle |L| \rangle$, $\langle L^2 \rangle$ for acentric reflections are 0.5, 0.333 respectively for untwinned datasets, and 0.375, 0.2 for perfectly twinned datasets.

5 Model quality

5.1 Standard geometry

Bond lengths and bond angles in the following residue types are not validated in this section: ZN, MG

The Z score for a bond length (or angle) is the number of standard deviations the observed value is removed from the expected value. A bond length (or angle) with $|Z| > 5$ is considered an outlier worth inspection. RMSZ is the root-mean-square of all Z scores of the bond lengths (or angles).

Mol	Chain	Bond lengths		Bond angles	
		RMSZ	# Z >5	RMSZ	# Z >5
1	A0	0.31	0/827	0.56	0/1103
1	B0	0.31	0/827	0.56	0/1103
1	C0	0.31	0/827	0.56	0/1103
1	D0	0.31	0/827	0.57	0/1103
2	A1	0.31	0/510	0.66	0/677
2	B1	0.30	0/510	0.65	0/677
2	C1	0.31	0/510	0.66	0/677
2	D1	0.28	0/510	0.65	0/677
3	A2	0.35	0/1717	0.62	0/2288
3	B2	0.33	0/1717	0.61	0/2288
3	C2	0.34	0/1717	0.61	0/2288
3	D2	0.32	0/1717	0.61	0/2288
4	A3	0.34	0/1656	0.60	0/2223
4	B3	0.34	0/1656	0.61	0/2223
4	C3	0.33	0/1656	0.60	0/2223
4	D3	0.32	0/1656	0.60	0/2223
5	A4	0.49	2/1703 (0.1%)	0.75	4/2284 (0.2%)
5	B4	0.42	0/1801	0.68	0/2417
5	C4	0.34	0/1801	0.67	0/2417
5	D4	0.54	4/1801 (0.2%)	0.70	2/2417 (0.1%)
6	A5	0.42	0/823	0.68	0/1100
6	B5	0.41	0/823	0.68	0/1100
6	C5	0.39	0/823	0.67	0/1100
6	D5	0.35	0/823	0.67	0/1100
7	A6	0.36	0/640	0.56	0/855
7	B6	0.39	0/640	0.56	0/855
7	C6	0.34	0/640	0.54	0/855
7	D6	0.32	0/640	0.55	0/855
8	A7	0.31	0/853	0.55	0/1148
8	B7	0.32	0/853	0.55	0/1148
8	C7	0.32	0/853	0.55	0/1148
8	D7	0.30	0/853	0.56	0/1148

Mol	Chain	Bond lengths		Bond angles	
		RMSZ	# Z >5	RMSZ	# Z >5
9	A8	0.32	0/620	0.61	0/831
9	B8	0.36	0/620	0.62	0/831
9	C8	0.32	0/620	0.61	0/831
9	D8	0.31	0/620	0.62	0/831
10	A9	0.28	0/764	0.56	1/1007 (0.1%)
10	B9	0.29	0/764	0.54	1/1007 (0.1%)
10	C9	0.31	0/764	0.57	1/1007 (0.1%)
10	D9	0.31	0/764	0.67	1/1007 (0.1%)
11	AA	0.51	3/40993 (0.0%)	1.15	225/63880 (0.4%)
11	BA	0.51	1/40993 (0.0%)	1.14	222/63880 (0.3%)
11	CA	0.47	1/40993 (0.0%)	1.13	221/63880 (0.3%)
11	DA	0.44	1/40993 (0.0%)	1.12	219/63880 (0.3%)
12	AB	0.32	0/1652	0.59	0/2240
12	BB	0.31	0/1652	0.59	0/2240
12	CB	0.31	0/1652	0.59	0/2240
12	DB	0.29	0/1652	0.58	0/2240
13	AC	0.33	0/1846	0.59	1/2479 (0.0%)
13	BC	0.34	0/1846	0.59	1/2479 (0.0%)
13	CC	0.34	0/1846	0.59	1/2479 (0.0%)
13	DC	0.31	0/1846	0.58	1/2479 (0.0%)
14	AD	0.33	0/1501	0.65	0/2003
14	BD	0.33	0/1501	0.64	0/2003
14	CD	0.33	0/1501	0.64	0/2003
14	DD	0.33	0/1501	0.65	0/2003
15	AE	0.38	0/1864	0.63	0/2521
15	BE	0.37	0/1864	0.63	0/2521
15	CE	0.35	0/1864	0.62	0/2521
15	DE	0.35	0/1864	0.62	0/2521
16	AF	0.31	0/751	0.60	0/1010
16	BF	0.32	0/751	0.59	0/1010
16	CF	0.29	0/751	0.59	0/1010
16	DF	0.30	0/751	0.60	0/1010
17	AG	0.34	0/1546	0.63	1/2079 (0.0%)
17	BG	0.34	0/1546	0.63	1/2079 (0.0%)
17	CG	0.34	0/1546	0.63	1/2079 (0.0%)
17	DG	0.31	0/1546	0.62	1/2079 (0.0%)
18	AH	0.42	0/1058	0.74	1/1421 (0.1%)
18	BH	0.42	0/1058	0.75	1/1421 (0.1%)
18	CH	0.39	0/1058	0.74	1/1421 (0.1%)
18	DH	0.36	0/1058	0.73	1/1421 (0.1%)
19	AI	0.34	0/1151	0.62	0/1540
19	BI	0.34	0/1151	0.61	0/1540
19	CI	0.34	0/1151	0.62	0/1540

Mol	Chain	Bond lengths		Bond angles	
		RMSZ	# Z >5	RMSZ	# Z >5
19	DI	0.31	0/1151	0.61	0/1540
20	AJ	0.38	1/868 (0.1%)	0.63	0/1168
20	BJ	0.39	1/868 (0.1%)	0.64	1/1168 (0.1%)
20	CJ	0.37	1/868 (0.1%)	0.63	0/1168
20	DJ	0.37	1/868 (0.1%)	0.63	0/1168
21	AK	0.38	0/1078	0.72	0/1452
21	BK	0.36	0/1078	0.71	0/1452
21	CK	0.34	0/1078	0.70	0/1452
21	DK	0.33	0/1078	0.70	0/1452
22	AL	0.36	0/1103	0.65	0/1471
22	BL	0.36	0/1103	0.66	0/1471
22	CL	0.35	0/1103	0.64	0/1471
22	DL	0.34	0/1103	0.64	0/1471
23	AM	0.29	0/1252	0.61	0/1680
23	BM	0.30	0/1252	0.61	0/1680
23	CM	0.29	0/1252	0.60	0/1680
23	DM	0.28	0/1252	0.60	0/1680
24	AN	0.36	0/465	0.63	0/619
24	BN	0.37	0/465	0.64	0/619
24	CN	0.32	0/465	0.62	0/619
24	DN	0.34	0/465	0.63	0/619
25	AO	0.36	0/1253	0.63	0/1677
25	BO	0.36	0/1253	0.64	0/1677
25	CO	0.34	0/1253	0.63	0/1677
25	DO	0.32	0/1253	0.62	0/1677
26	AP	0.31	0/1215	0.60	0/1626
26	BP	0.32	0/1215	0.61	0/1626
26	CP	0.30	0/1215	0.60	0/1626
26	DP	0.31	0/1215	0.60	0/1626
27	AQ	0.39	0/1290	0.66	0/1731
27	BQ	0.36	0/1290	0.67	0/1731
27	CQ	0.36	0/1290	0.66	0/1731
27	DQ	0.33	0/1290	0.65	0/1731
28	AR	0.31	0/2750	0.60	0/3726
28	BR	0.30	0/2750	0.61	0/3726
28	CR	0.30	0/2750	0.61	0/3726
28	DR	0.29	0/2750	0.60	0/3726
29	AS	0.27	0/1028	0.54	0/1374
29	BS	0.29	0/1028	0.55	0/1374
29	CS	0.28	0/1028	0.54	0/1374
29	DS	0.27	0/1028	0.54	0/1374
30	AT	0.34	0/1264	0.58	0/1698
30	BT	0.35	0/1264	0.58	0/1698

Mol	Chain	Bond lengths		Bond angles	
		RMSZ	# Z >5	RMSZ	# Z >5
30	CT	0.32	0/1264	0.57	0/1698
30	DT	0.33	0/1264	0.57	0/1698
31	AU	0.28	0/961	0.56	0/1288
31	BU	0.29	0/961	0.56	0/1288
31	CU	0.29	0/961	0.56	0/1288
31	DU	0.30	0/961	0.58	0/1288
32	AV	0.32	0/981	0.59	0/1311
32	BV	0.30	0/981	0.56	0/1311
32	CV	0.32	0/981	0.56	0/1311
32	DV	0.30	0/981	0.57	0/1311
33	AW	0.36	0/2119	0.62	0/2849
33	BW	0.34	0/2119	0.62	0/2849
33	CW	0.34	0/2119	0.62	0/2849
33	DW	0.34	0/2119	0.62	0/2849
34	AX	0.29	0/612	0.54	0/812
34	BX	0.29	0/612	0.55	0/812
34	CX	0.28	0/612	0.54	0/812
34	DX	0.28	0/612	0.54	0/812
35	AY	0.31	0/1852	0.55	0/2462
35	BY	0.31	0/1852	0.55	0/2462
35	CY	0.31	0/1852	0.55	0/2462
35	DY	0.31	0/1852	0.55	0/2462
36	AZ	0.36	0/755	0.61	0/1013
36	BZ	0.35	0/755	0.61	0/1013
36	CZ	0.34	0/755	0.60	0/1013
36	DZ	0.33	0/755	0.61	0/1013
All	All	0.41	16/333578 (0.0%)	0.93	910/482983 (0.2%)

Chiral center outliers are detected by calculating the chiral volume of a chiral center and verifying if the center is modelled as a planar moiety or with the opposite hand. A planarity outlier is detected by checking planarity of atoms in a peptide group, atoms in a mainchain group or atoms of a sidechain that are expected to be planar.

Mol	Chain	#Chirality outliers	#Planarity outliers
4	A3	0	1
4	B3	0	1
4	C3	0	1
4	D3	0	1
5	A4	0	1
5	B4	0	2
5	C4	0	2
5	D4	0	2

Continued on next page...

Continued from previous page...

Mol	Chain	#Chirality outliers	#Planarity outliers
7	A6	0	1
7	B6	0	1
7	C6	0	1
7	D6	0	1
9	A8	0	1
9	B8	0	1
9	C8	0	1
9	D8	0	1
17	AG	0	1
17	BG	0	1
17	CG	0	1
17	DG	0	1
18	AH	0	2
18	BH	0	2
18	CH	0	2
18	DH	0	2
20	AJ	0	1
20	BJ	0	1
20	CJ	0	1
20	DJ	0	1
21	AK	0	1
21	BK	0	1
21	CK	0	1
21	DK	0	1
24	CN	0	1
25	AO	0	1
25	BO	0	1
25	CO	0	1
25	DO	0	1
29	AS	0	1
29	BS	0	1
29	CS	0	1
29	DS	0	2
31	AU	0	2
31	BU	0	2
31	CU	0	2
31	DU	0	2
32	DV	0	1
33	AW	0	1
33	BW	0	1
33	CW	0	1
33	DW	0	1

Continued on next page...

Continued from previous page...

Mol	Chain	#Chirality outliers	#Planarity outliers
All	All	0	62

All (16) bond length outliers are listed below:

Mol	Chain	Res	Type	Atoms	Z	Observed(Å)	Ideal(Å)
5	D4	31	TRP	NE1-CE2	-10.69	1.23	1.37
5	D4	31	TRP	CD1-NE1	8.48	1.52	1.38
5	A4	31	TRP	CG-CD1	7.86	1.47	1.36
11	DA	1586	A	O3'-P	7.60	1.70	1.61
5	D4	31	TRP	CD2-CE2	7.60	1.50	1.41
5	D4	31	TRP	CG-CD2	6.46	1.54	1.43
20	CJ	70	CYS	CB-SG	-5.57	1.72	1.81
11	BA	229	A	N9-C4	5.46	1.41	1.37
5	A4	31	TRP	CE2-CZ2	5.30	1.48	1.39
20	DJ	70	CYS	CB-SG	-5.20	1.73	1.81
11	CA	1369	A	N9-C4	5.19	1.41	1.37
20	BJ	70	CYS	CB-SG	-5.17	1.73	1.81
11	AA	1369	A	N9-C4	5.15	1.41	1.37
20	AJ	70	CYS	CB-SG	-5.13	1.73	1.81
11	AA	1586	A	O3'-P	-5.06	1.55	1.61
11	AA	1263	G	N3-C4	-5.03	1.31	1.35

All (910) bond angle outliers are listed below:

Mol	Chain	Res	Type	Atoms	Z	Observed(°)	Ideal(°)
11	AA	515	U	N1-C2-O2	12.79	131.75	122.80
11	BA	515	U	N1-C2-O2	12.46	131.52	122.80
11	DA	515	U	N1-C2-O2	12.24	131.37	122.80
11	CA	515	U	N1-C2-O2	12.05	131.23	122.80
11	BA	1296	G	N3-C2-N2	-11.69	111.72	119.90
11	DA	1296	G	N3-C2-N2	-11.41	111.91	119.90
11	CA	1296	G	N3-C2-N2	-10.70	112.41	119.90
11	AA	1296	G	N3-C2-N2	-10.45	112.59	119.90
11	BA	559	C	O5'-P-OP1	9.84	122.51	110.70
11	AA	634	C	C5-C6-N1	9.72	125.86	121.00
11	AA	1263	G	N3-C2-N2	-9.67	113.13	119.90
11	AA	887	U	C5-C6-N1	9.45	127.42	122.70
11	DA	447	C	C2-N1-C1'	9.34	129.08	118.80
5	A4	31	TRP	CG-CD1-NE1	-9.29	100.81	110.10
11	CA	447	C	C2-N1-C1'	9.28	129.01	118.80
11	DA	573	A	C6-N1-C2	9.27	124.16	118.60
11	AA	447	C	C2-N1-C1'	9.22	128.94	118.80

Continued on next page...

Continued from previous page...

Mol	Chain	Res	Type	Atoms	Z	Observed(°)	Ideal(°)
11	BA	447	C	C2-N1-C1'	9.11	128.82	118.80
11	DA	493	U	O4'-C1'-N1	9.11	115.48	108.20
11	AA	763	U	C2-N1-C1'	9.10	128.62	117.70
11	BA	763	U	C2-N1-C1'	9.06	128.57	117.70
11	BA	633	U	P-O3'-C3'	9.06	130.57	119.70
11	AA	559	C	O5'-P-OP1	9.04	121.54	110.70
11	CA	1009	U	C4-C5-C6	9.01	125.11	119.70
11	DA	559	C	O5'-P-OP1	8.96	121.45	110.70
11	CA	559	C	O5'-P-OP1	8.91	121.40	110.70
11	DA	763	U	C2-N1-C1'	8.91	128.39	117.70
11	CA	763	U	C2-N1-C1'	8.90	128.38	117.70
11	BA	633	U	C5-C6-N1	8.85	127.12	122.70
11	DA	1134	C	OP2-P-O3'	8.80	124.55	105.20
11	AA	604	G	C4-N9-C1'	8.78	137.91	126.50
11	DA	1296	G	N1-C2-N2	8.74	124.07	116.20
11	AA	445	U	C2-N1-C1'	8.72	128.16	117.70
11	CA	604	G	C4-N9-C1'	8.72	137.83	126.50
11	CA	1296	G	N1-C2-N2	8.65	123.98	116.20
11	CA	445	U	C2-N1-C1'	8.59	128.01	117.70
11	AA	1009	U	C4-C5-C6	8.58	124.85	119.70
11	CA	1263	G	N3-C2-N2	-8.46	113.98	119.90
11	AA	1296	G	N1-C2-N2	8.45	123.81	116.20
11	BA	1263	G	N3-C2-N2	-8.44	114.00	119.90
11	CA	393	C	C5-C6-N1	8.42	125.21	121.00
11	AA	1529	U	C2-N1-C1'	8.42	127.80	117.70
11	DA	393	C	C2-N1-C1'	8.41	128.05	118.80
11	BA	1296	G	N1-C2-N2	8.40	123.76	116.20
11	BA	1529	U	C2-N1-C1'	8.40	127.78	117.70
11	BA	604	G	C4-N9-C1'	8.38	137.40	126.50
11	BA	445	U	C2-N1-C1'	8.37	127.75	117.70
11	DA	445	U	C2-N1-C1'	8.35	127.72	117.70
11	DA	1263	G	N3-C2-N2	-8.29	114.09	119.90
11	CA	1229	U	C2-N1-C1'	8.28	127.63	117.70
11	BA	1263	G	N1-C2-N3	8.27	128.86	123.90
11	BA	887	U	C5-C6-N1	8.26	126.83	122.70
11	DA	1529	U	C2-N1-C1'	8.25	127.60	117.70
11	CA	1529	U	C2-N1-C1'	8.23	127.57	117.70
11	AA	1229	U	C2-N1-C1'	8.22	127.57	117.70
11	BA	393	C	C2-N1-C1'	8.21	127.83	118.80
11	AA	393	C	C2-N1-C1'	8.18	127.80	118.80
11	DA	604	G	C4-N9-C1'	8.18	137.13	126.50
11	BA	1009	U	C4-C5-C6	8.17	124.60	119.70

Continued on next page...

Continued from previous page...

Mol	Chain	Res	Type	Atoms	Z	Observed(°)	Ideal(°)
11	CA	222	U	N3-C2-O2	-8.08	116.54	122.20
11	CA	1225	U	N1-C2-O2	8.06	128.44	122.80
11	CA	393	C	C2-N1-C1'	8.02	127.62	118.80
11	BA	763	U	N1-C2-O2	7.96	128.37	122.80
11	CA	763	U	N1-C2-O2	7.95	128.36	122.80
11	DA	1229	U	C2-N1-C1'	7.95	127.24	117.70
11	DA	1009	U	C4-C5-C6	7.92	124.45	119.70
11	CA	391	A	P-O3'-C3'	7.90	129.18	119.70
11	AA	1749	C	C6-N1-C2	-7.89	117.14	120.30
11	DA	763	U	N1-C2-O2	7.87	128.31	122.80
11	CA	887	U	C5-C6-N1	7.85	126.63	122.70
11	BA	1009	U	C5-C6-N1	-7.85	118.77	122.70
11	BA	391	A	P-O3'-C3'	7.83	129.10	119.70
11	DA	1225	U	N1-C2-O2	7.82	128.27	122.80
11	CA	1009	U	C5-C6-N1	-7.80	118.80	122.70
11	CA	1752	U	O4'-C1'-N1	7.79	114.44	108.20
11	AA	391	A	P-O3'-C3'	7.77	129.03	119.70
11	DA	393	C	C5-C6-N1	7.76	124.88	121.00
11	DA	445	U	N1-C2-O2	7.75	128.22	122.80
11	AA	1752	U	O4'-C1'-N1	7.75	114.40	108.20
11	AA	763	U	N1-C2-O2	7.73	128.21	122.80
11	BA	1225	U	N1-C2-O2	7.73	128.21	122.80
11	AA	393	C	C5-C6-N1	7.71	124.86	121.00
11	DA	391	A	P-O3'-C3'	7.69	128.93	119.70
11	BA	1229	U	C2-N1-C1'	7.68	126.91	117.70
11	BA	270	U	C2-N1-C1'	7.67	126.90	117.70
11	BA	445	U	N3-C2-O2	-7.66	116.84	122.20
11	CA	1263	G	N1-C2-N3	7.65	128.49	123.90
11	AA	1263	G	N1-C2-N3	7.65	128.49	123.90
11	BA	270	U	N1-C2-O2	7.63	128.14	122.80
11	BA	1752	U	N3-C2-O2	-7.63	116.86	122.20
11	CA	559	C	N1-C2-O2	7.62	123.47	118.90
11	AA	493	U	C6-N1-C2	7.62	125.57	121.00
11	AA	270	U	C2-N1-C1'	7.60	126.82	117.70
11	AA	559	C	N1-C2-O2	7.59	123.46	118.90
11	AA	559	C	C2-N1-C1'	7.59	127.15	118.80
11	BA	1263	G	C2-N3-C4	-7.59	108.10	111.90
11	BA	1752	U	O4'-C1'-N1	7.58	114.27	108.20
11	AA	1225	U	N1-C2-O2	7.58	128.10	122.80
11	DA	559	C	C2-N1-C1'	7.57	127.13	118.80
11	BA	445	U	N1-C2-O2	7.57	128.10	122.80
11	CA	270	U	C2-N1-C1'	7.56	126.77	117.70

Continued on next page...

Continued from previous page...

Mol	Chain	Res	Type	Atoms	Z	Observed(°)	Ideal(°)
11	DA	445	U	N3-C2-O2	-7.53	116.93	122.20
11	DA	270	U	C2-N1-C1'	7.52	126.73	117.70
11	BA	393	C	C5-C6-N1	7.50	124.75	121.00
11	BA	559	C	N1-C2-O2	7.50	123.40	118.90
11	DA	887	U	C5-C6-N1	7.48	126.44	122.70
11	DA	559	C	N1-C2-O2	7.48	123.39	118.90
11	CA	445	U	N3-C2-O2	-7.43	117.00	122.20
11	CA	515	U	C2-N3-C4	7.42	131.45	127.00
11	CA	559	C	C2-N1-C1'	7.42	126.96	118.80
11	AA	270	U	N1-C2-O2	7.40	127.98	122.80
11	CA	445	U	N1-C2-O2	7.40	127.98	122.80
11	DA	1256	C	OP1-P-O3'	7.39	121.46	105.20
11	BA	777	U	C2-N1-C1'	7.37	126.55	117.70
11	DA	1752	U	O4'-C1'-N1	7.36	114.09	108.20
11	CA	777	U	C2-N1-C1'	7.35	126.52	117.70
11	CA	270	U	N1-C2-O2	7.35	127.94	122.80
11	AA	1752	U	N3-C2-O2	-7.34	117.06	122.20
11	DA	270	U	N1-C2-O2	7.32	127.92	122.80
11	DA	573	A	N1-C2-N3	-7.32	125.64	129.30
11	DA	777	U	C2-N1-C1'	7.30	126.47	117.70
11	AA	777	U	C2-N1-C1'	7.30	126.46	117.70
11	CA	328	G	P-O3'-C3'	7.29	128.45	119.70
11	AA	515	U	C2-N3-C4	7.29	131.37	127.00
11	CA	515	U	N3-C2-O2	-7.26	117.12	122.20
11	BA	559	C	C2-N1-C1'	7.22	126.75	118.80
11	AA	515	U	N3-C2-O2	-7.22	117.15	122.20
11	AA	445	U	N3-C2-O2	-7.19	117.17	122.20
11	CA	523	U	C2-N3-C4	-7.16	122.71	127.00
11	DA	515	U	C2-N3-C4	7.11	131.27	127.00
11	CA	763	U	N3-C2-O2	-7.10	117.23	122.20
11	BA	763	U	N3-C2-O2	-7.08	117.25	122.20
11	AA	152	U	N3-C2-O2	-7.08	117.25	122.20
11	AA	793	G	N3-C4-C5	7.07	132.13	128.60
11	AA	445	U	N1-C2-O2	7.06	127.74	122.80
11	AA	634	C	O5'-P-OP2	-7.04	99.37	105.70
11	AA	523	U	C5-C4-O4	-7.02	121.69	125.90
11	DA	523	U	C2-N3-C4	-7.02	122.79	127.00
11	BA	1494	U	P-O3'-C3'	7.00	128.10	119.70
11	CA	1752	U	N3-C2-O2	-7.00	117.30	122.20
11	AA	763	U	N3-C2-O2	-6.99	117.31	122.20
11	CA	887	U	C2-N1-C1'	6.97	126.06	117.70
11	CA	1149	C	C5-C6-N1	6.97	124.48	121.00

Continued on next page...

Continued from previous page...

Mol	Chain	Res	Type	Atoms	Z	Observed(°)	Ideal(°)
11	DA	1009	U	C5-C6-N1	-6.94	119.23	122.70
11	BA	152	U	N3-C2-O2	-6.93	117.35	122.20
11	CA	515	U	C2-N1-C1'	6.93	126.02	117.70
11	CA	604	G	C8-N9-C1'	-6.92	118.00	127.00
11	BA	447	C	C5-C6-N1	6.91	124.46	121.00
11	DA	152	U	N3-C2-O2	-6.90	117.37	122.20
11	AA	634	C	C6-N1-C2	-6.90	117.54	120.30
11	BA	1149	C	C5-C6-N1	6.90	124.45	121.00
11	BA	100	A	P-O3'-C3'	6.89	127.97	119.70
11	CA	887	U	O5'-P-OP1	6.88	118.95	110.70
11	AA	1149	C	C5-C6-N1	6.87	124.43	121.00
11	DA	763	U	N3-C2-O2	-6.87	117.39	122.20
11	CA	1246	C	P-O3'-C3'	6.87	127.94	119.70
11	DA	1246	C	P-O3'-C3'	6.86	127.93	119.70
11	AA	1263	G	N3-C4-N9	-6.85	121.89	126.00
10	C9	120	GLY	N-CA-C	6.85	130.23	113.10
11	CA	222	U	N1-C2-O2	6.84	127.59	122.80
11	AA	3	C	N1-C2-O2	6.84	123.00	118.90
11	AA	604	G	C8-N9-C1'	-6.83	118.11	127.00
11	DA	1263	G	N1-C2-N3	6.81	127.98	123.90
11	BA	604	G	C8-N9-C1'	-6.80	118.16	127.00
11	CA	447	C	C6-N1-C1'	-6.80	112.64	120.80
11	AA	1009	U	C5-C6-N1	-6.79	119.30	122.70
11	AA	447	C	C6-N1-C1'	-6.79	112.65	120.80
11	DA	1752	U	N3-C2-O2	-6.79	117.45	122.20
11	BA	728	U	C2-N1-C1'	6.78	125.84	117.70
11	CA	374	G	C6-C5-N7	-6.78	126.33	130.40
11	CA	447	C	N1-C2-O2	6.77	122.96	118.90
11	CA	152	U	N3-C2-O2	-6.76	117.46	122.20
11	BA	1246	C	P-O3'-C3'	6.76	127.81	119.70
11	DA	1303	A	OP2-P-O3'	6.76	120.08	105.20
10	B9	120	GLY	N-CA-C	6.76	130.00	113.10
10	A9	120	GLY	N-CA-C	6.75	129.98	113.10
11	AA	271	U	OP1-P-O3'	6.75	120.05	105.20
11	BA	341	G	N7-C8-N9	6.74	116.47	113.10
11	AA	523	U	C2-N3-C4	-6.74	122.96	127.00
11	BA	393	C	C6-N1-C1'	-6.74	112.72	120.80
11	BA	523	U	C2-N3-C4	-6.74	122.96	127.00
11	BA	1296	G	N3-C4-N9	-6.74	121.96	126.00
11	AA	393	C	C6-N1-C1'	-6.73	112.72	120.80
11	CA	1263	G	C2-N3-C4	-6.73	108.54	111.90
11	AA	1494	U	P-O3'-C3'	6.73	127.77	119.70

Continued on next page...

Continued from previous page...

Mol	Chain	Res	Type	Atoms	Z	Observed(°)	Ideal(°)
11	BA	515	U	C2-N3-C4	6.73	131.04	127.00
11	BA	887	U	O5'-P-OP1	6.72	118.77	110.70
10	D9	120	GLY	N-CA-C	6.72	129.91	113.10
11	DA	447	C	C6-N1-C1'	-6.72	112.73	120.80
11	AA	1749	C	C2-N1-C1'	6.71	126.19	118.80
11	CA	676	C	P-O3'-C3'	6.71	127.75	119.70
11	AA	887	U	C2-N1-C1'	6.70	125.74	117.70
11	BA	515	U	N3-C2-O2	-6.70	117.51	122.20
11	CA	1494	U	P-O3'-C3'	6.70	127.73	119.70
11	AA	100	A	P-O3'-C3'	6.69	127.73	119.70
11	CA	728	U	C2-N1-C1'	6.69	125.73	117.70
11	DA	1038	U	C5-C6-N1	6.69	126.04	122.70
11	DA	447	C	C5-C6-N1	6.68	124.34	121.00
11	DA	271	U	OP1-P-O3'	6.68	119.89	105.20
11	AA	71	U	C2-N1-C1'	6.67	125.70	117.70
11	BA	71	U	C2-N1-C1'	6.66	125.70	117.70
11	AA	229	A	P-O3'-C3'	6.64	127.67	119.70
11	CA	271	U	OP1-P-O3'	6.64	119.82	105.20
11	DA	887	U	O5'-P-OP1	6.64	118.67	110.70
11	AA	152	U	C2-N1-C1'	6.63	125.66	117.70
11	AA	728	U	C2-N1-C1'	6.63	125.65	117.70
11	DA	493	U	N1-C1'-C2'	6.61	122.59	114.00
11	DA	1149	C	C5-C6-N1	6.60	124.30	121.00
11	BA	887	U	C2-N1-C1'	6.59	125.61	117.70
11	CA	71	U	C2-N1-C1'	6.58	125.60	117.70
11	DA	887	U	C2-N1-C1'	6.56	125.57	117.70
11	BA	1256	C	P-O3'-C3'	6.56	127.57	119.70
11	BA	515	U	N1-C2-N3	-6.55	110.97	114.90
11	DA	515	U	N1-C2-N3	-6.55	110.97	114.90
11	DA	559	C	C6-N1-C1'	-6.55	112.94	120.80
11	BA	447	C	C6-N1-C1'	-6.55	112.94	120.80
11	CA	559	C	C6-N1-C1'	-6.54	112.95	120.80
11	AA	328	G	P-O3'-C3'	6.54	127.55	119.70
11	AA	416	C	C6-N1-C2	6.54	122.92	120.30
11	DA	393	C	C6-N1-C1'	-6.54	112.95	120.80
11	DA	71	U	C2-N1-C1'	6.54	125.54	117.70
11	AA	1466	C	C2-N1-C1'	6.52	125.97	118.80
11	BA	328	G	P-O3'-C3'	6.52	127.52	119.70
11	AA	1263	G	C2-N3-C4	-6.52	108.64	111.90
11	BA	1038	U	C5-C6-N1	6.51	125.96	122.70
11	AA	1246	C	P-O3'-C3'	6.51	127.51	119.70
11	AA	559	C	C6-N1-C1'	-6.50	112.99	120.80

Continued on next page...

Continued from previous page...

Mol	Chain	Res	Type	Atoms	Z	Observed(°)	Ideal(°)
11	BA	1168	A	P-O3'-C3'	6.50	127.50	119.70
11	AA	172	U	P-O3'-C3'	6.49	127.49	119.70
11	BA	762	U	C2-N1-C1'	6.49	125.48	117.70
11	AA	447	C	N1-C2-O2	6.48	122.79	118.90
11	DA	515	U	N3-C2-O2	-6.48	117.66	122.20
11	CA	1168	A	P-O3'-C3'	6.47	127.47	119.70
11	DA	1263	G	N9-C4-C5	6.47	107.99	105.40
11	AA	343	C	C2-N1-C1'	6.46	125.91	118.80
11	AA	1453	C	C6-N1-C2	-6.46	117.72	120.30
11	DA	728	U	C2-N1-C1'	6.46	125.45	117.70
11	CA	65	C	C6-N1-C2	-6.46	117.72	120.30
11	DA	152	U	C2-N1-C1'	6.46	125.45	117.70
11	AA	762	U	C2-N1-C1'	6.45	125.44	117.70
11	AA	374	G	C6-C5-N7	-6.45	126.53	130.40
11	BA	1263	G	N3-C4-N9	-6.45	122.13	126.00
11	DA	1168	A	P-O3'-C3'	6.42	127.41	119.70
11	BA	3	C	N1-C2-O2	6.42	122.75	118.90
11	CA	152	U	C2-N1-C1'	6.41	125.40	117.70
11	BA	1278	C	N3-C2-O2	-6.41	117.41	121.90
11	BA	152	U	C2-N1-C1'	6.40	125.38	117.70
11	DA	1296	G	N3-C4-N9	-6.40	122.16	126.00
11	CA	231	U	C5-C6-N1	6.40	125.90	122.70
11	BA	447	C	N1-C2-O2	6.39	122.74	118.90
11	CA	393	C	C6-N1-C1'	-6.39	113.14	120.80
11	DA	1225	U	C2-N1-C1'	6.38	125.36	117.70
5	A4	31	TRP	CG-CD2-CE3	-6.38	128.16	133.90
11	DA	604	G	C8-N9-C1'	-6.38	118.70	127.00
11	DA	515	U	C2-N1-C1'	6.38	125.36	117.70
11	DA	447	C	N1-C2-O2	6.38	122.73	118.90
11	AA	1225	U	C2-N1-C1'	6.37	125.34	117.70
11	DA	1508	G	O4'-C1'-N9	6.36	113.29	108.20
11	BA	229	A	P-O3'-C3'	6.36	127.33	119.70
11	CA	762	U	C2-N1-C1'	6.36	125.33	117.70
11	DA	523	U	C5-C4-O4	-6.35	122.09	125.90
11	CA	1225	U	C2-N1-C1'	6.35	125.32	117.70
11	AA	1737	C	O5'-P-OP2	-6.34	99.99	105.70
11	CA	777	U	N1-C2-O2	6.34	127.24	122.80
11	BA	515	U	C2-N1-C1'	6.34	125.31	117.70
11	BA	777	U	N1-C2-O2	6.34	127.24	122.80
11	CA	447	C	C5-C6-N1	6.34	124.17	121.00
11	AA	515	U	N1-C2-N3	-6.33	111.10	114.90
11	DA	1721	G	C8-N9-C4	-6.33	103.87	106.40

Continued on next page...

Continued from previous page...

Mol	Chain	Res	Type	Atoms	Z	Observed(°)	Ideal(°)
11	CA	1263	G	N3-C4-N9	-6.32	122.21	126.00
11	BA	1662	C	C6-N1-C2	-6.30	117.78	120.30
11	DA	328	G	P-O3'-C3'	6.30	127.26	119.70
11	AA	515	U	C2-N1-C1'	6.29	125.25	117.70
11	CA	1278	C	P-O3'-C3'	6.29	127.25	119.70
11	DA	1721	G	N7-C8-N9	6.29	116.25	113.10
11	BA	271	U	OP1-P-O3'	6.29	119.03	105.20
11	BA	271	U	P-O3'-C3'	6.29	127.24	119.70
11	AA	777	U	N1-C2-O2	6.28	127.20	122.80
11	BA	1532	U	N3-C2-O2	-6.28	117.80	122.20
11	CA	1035	A	C2-N3-C4	6.28	113.74	110.60
11	DA	762	U	C2-N1-C1'	6.28	125.24	117.70
11	AA	632	U	P-O3'-C3'	6.26	127.22	119.70
11	AA	1278	C	P-O3'-C3'	6.26	127.22	119.70
11	BA	633	U	C6-N1-C2	-6.25	117.25	121.00
11	DA	777	U	N1-C2-O2	6.25	127.17	122.80
11	AA	1263	G	N9-C4-C5	6.24	107.90	105.40
11	BA	559	C	C6-N1-C1'	-6.24	113.31	120.80
11	DA	1263	G	C8-N9-C4	-6.24	103.91	106.40
5	A4	31	TRP	NE1-CE2-CD2	-6.23	101.07	107.30
11	BA	1225	U	C2-N1-C1'	6.22	125.16	117.70
11	BA	1171	G	C2-N3-C4	6.20	115.00	111.90
11	AA	887	U	O5'-P-OP1	6.19	118.13	110.70
11	DA	1744	U	OP1-P-O3'	6.19	118.83	105.20
11	CA	1229	U	C6-N1-C1'	-6.18	112.54	121.20
11	AA	1168	A	P-O3'-C3'	6.18	127.12	119.70
11	BA	1749	C	C2-N1-C1'	6.18	125.60	118.80
11	AA	1721	G	P-O3'-C3'	6.18	127.11	119.70
11	AA	447	C	C5-C6-N1	6.17	124.09	121.00
11	CA	1508	G	O4'-C1'-N9	6.17	113.14	108.20
11	DA	271	U	C2-N1-C1'	6.16	125.09	117.70
11	AA	270	U	N3-C2-O2	-6.15	117.89	122.20
11	AA	604	G	C8-N9-C4	-6.14	103.94	106.40
11	CA	793	G	N3-C4-C5	6.14	131.67	128.60
11	DA	1408	U	C2-N1-C1'	6.14	125.06	117.70
11	AA	371	U	C2-N1-C1'	6.13	125.06	117.70
11	CA	1386	U	C2-N1-C1'	6.13	125.06	117.70
11	AA	813	U	O5'-P-OP1	6.13	118.06	110.70
11	CA	515	U	C5-C6-N1	6.13	125.76	122.70
11	CA	100	A	P-O3'-C3'	6.12	127.05	119.70
11	DA	100	A	P-O3'-C3'	6.12	127.04	119.70
11	CA	271	U	C2-N1-C1'	6.11	125.03	117.70

Continued on next page...

Continued from previous page...

Mol	Chain	Res	Type	Atoms	Z	Observed(°)	Ideal(°)
11	CA	1278	C	N3-C2-O2	-6.11	117.63	121.90
11	CA	1466	C	C2-N1-C1'	6.11	125.52	118.80
11	DA	374	G	C6-C5-N7	-6.10	126.74	130.40
11	AA	676	C	P-O3'-C3'	6.09	127.01	119.70
11	BA	860	U	C5-C6-N1	6.08	125.74	122.70
11	AA	1229	U	C6-N1-C1'	-6.08	112.69	121.20
11	DA	1529	U	N1-C2-O2	6.08	127.05	122.80
11	AA	1508	G	O4'-C1'-N9	6.07	113.06	108.20
11	BA	374	G	C6-C5-N7	-6.06	126.77	130.40
11	DA	3	C	N1-C2-O2	6.05	122.53	118.90
11	CA	65	C	C5-C6-N1	6.05	124.03	121.00
11	BA	813	U	O5'-P-OP1	6.05	117.96	110.70
11	DA	1207	C	C2-N1-C1'	6.04	125.45	118.80
11	AA	1582	G	C6-C5-N7	-6.04	126.78	130.40
11	CA	371	U	C2-N1-C1'	6.04	124.95	117.70
11	DA	1263	G	N3-C4-N9	-6.04	122.38	126.00
11	DA	763	U	C6-N1-C1'	-6.04	112.75	121.20
11	BA	763	U	C6-N1-C1'	-6.04	112.75	121.20
11	DA	1386	U	C2-N1-C1'	6.03	124.94	117.70
11	BA	270	U	N3-C2-O2	-6.03	117.98	122.20
11	AA	1532	U	N3-C2-O2	-6.02	117.98	122.20
11	AA	271	U	C2-N1-C1'	6.02	124.92	117.70
11	BA	343	C	C2-N1-C1'	6.01	125.41	118.80
11	CA	1038	U	C5-C6-N1	6.01	125.70	122.70
11	AA	239	A	C4-N9-C1'	6.00	137.10	126.30
11	DA	371	U	C2-N1-C1'	6.00	124.89	117.70
11	DA	860	U	C5-C6-N1	5.99	125.70	122.70
11	CA	270	U	N3-C2-O2	-5.99	118.01	122.20
11	DA	833	A	P-O3'-C3'	5.99	126.88	119.70
11	AA	1171	G	C2-N3-C4	5.98	114.89	111.90
11	DA	1278	C	P-O3'-C3'	5.98	126.87	119.70
11	DA	1662	C	C6-N1-C2	-5.97	117.91	120.30
11	BA	559	C	C5-C6-N1	5.97	123.98	121.00
11	DA	813	U	O5'-P-OP1	5.97	117.86	110.70
11	CA	523	U	C5-C4-O4	-5.96	122.32	125.90
11	CA	1171	G	C2-N3-C4	5.96	114.88	111.90
11	BA	371	U	C2-N1-C1'	5.96	124.85	117.70
5	D4	31	TRP	CD2-CE2-CZ2	-5.96	115.15	122.30
11	CA	152	U	O4'-C1'-N1	5.95	112.96	108.20
11	CA	678	U	C2-N1-C1'	5.95	124.84	117.70
11	DA	270	U	N3-C2-O2	-5.95	118.03	122.20
11	AA	1386	U	C2-N1-C1'	5.95	124.83	117.70

Continued on next page...

Continued from previous page...

Mol	Chain	Res	Type	Atoms	Z	Observed(°)	Ideal(°)
11	BA	833	A	P-O3'-C3'	5.95	126.84	119.70
11	AA	444	A	P-O3'-C3'	5.94	126.83	119.70
11	CA	762	U	N1-C2-O2	5.94	126.96	122.80
11	BA	523	U	C5-C4-O4	-5.94	122.34	125.90
11	BA	1278	C	P-O3'-C3'	5.94	126.82	119.70
11	DA	1035	A	C2-N3-C4	5.93	113.57	110.60
11	CA	1296	G	N3-C4-N9	-5.93	122.44	126.00
11	AA	1296	G	N3-C4-N9	-5.93	122.44	126.00
11	BA	1386	U	C2-N1-C1'	5.93	124.82	117.70
11	DA	604	G	N7-C8-N9	5.93	116.06	113.10
11	CA	763	U	C6-N1-C1'	-5.93	112.90	121.20
11	AA	559	C	C5-C6-N1	5.92	123.96	121.00
11	AA	1744	U	OP1-P-O3'	5.92	118.23	105.20
11	AA	1035	A	C2-N3-C4	5.92	113.56	110.60
11	AA	152	U	O4'-C1'-N1	5.91	112.93	108.20
11	CA	833	A	P-O3'-C3'	5.90	126.78	119.70
11	BA	1508	G	O4'-C1'-N9	5.90	112.92	108.20
11	AA	152	U	C6-N1-C2	-5.89	117.46	121.00
11	DA	413	C	C2-N1-C1'	5.89	125.28	118.80
11	BA	1429	G	N3-C4-C5	-5.89	125.65	128.60
11	BA	152	U	O4'-C1'-N1	5.89	112.91	108.20
11	DA	1429	G	N3-C4-C5	-5.89	125.66	128.60
11	DA	1506	G	P-O3'-C3'	5.89	126.76	119.70
11	BA	676	C	P-O3'-C3'	5.88	126.76	119.70
11	AA	1721	G	C8-N9-C4	-5.86	104.06	106.40
11	BA	667	C	C2-N1-C1'	5.86	125.25	118.80
11	CA	617	A	O4'-C1'-N9	5.86	112.89	108.20
11	BA	152	U	N1-C2-O2	5.86	126.90	122.80
11	BA	1744	U	P-O3'-C3'	5.86	126.73	119.70
11	CA	1721	G	P-O3'-C3'	5.86	126.73	119.70
11	CA	222	U	C2-N1-C1'	5.86	124.73	117.70
11	AA	1263	G	C8-N9-C4	-5.86	104.06	106.40
11	DA	1229	U	C6-N1-C1'	-5.86	113.00	121.20
11	DA	762	U	N1-C2-O2	5.85	126.90	122.80
11	BA	229	A	C8-N9-C4	-5.85	103.46	105.80
11	AA	573	A	OP1-P-O3'	5.85	118.07	105.20
11	BA	1035	A	C2-N3-C4	5.84	113.52	110.60
11	CA	214	U	OP1-P-O3'	5.84	118.05	105.20
11	AA	763	U	C6-N1-C1'	-5.84	113.02	121.20
11	CA	1529	U	N1-C2-O2	5.83	126.88	122.80
11	DA	271	U	P-O3'-C3'	5.83	126.70	119.70
11	DA	666	A	N7-C8-N9	5.83	116.72	113.80

Continued on next page...

Continued from previous page...

Mol	Chain	Res	Type	Atoms	Z	Observed(°)	Ideal(°)
11	AA	1529	U	N1-C2-O2	5.82	126.87	122.80
11	CA	813	U	O5'-P-OP1	5.82	117.68	110.70
11	DA	1749	C	C2-N1-C1'	5.82	125.20	118.80
11	CA	1428	C	P-O3'-C3'	5.81	126.67	119.70
11	AA	239	A	C8-N9-C1'	-5.81	117.25	127.70
11	AA	678	U	C5-C6-N1	5.81	125.60	122.70
11	CA	777	U	N3-C2-O2	-5.81	118.14	122.20
11	DA	661	G	C4-N9-C1'	5.81	134.05	126.50
11	AA	515	U	C5-C6-N1	5.80	125.60	122.70
11	CA	271	U	P-O3'-C3'	5.80	126.67	119.70
11	CA	1495	U	P-O3'-C3'	5.80	126.66	119.70
11	AA	1054	U	P-O3'-C3'	5.79	126.65	119.70
11	AA	1408	U	C2-N1-C1'	5.79	124.65	117.70
11	AA	1009	U	N1-C2-N3	5.79	118.37	114.90
11	BA	1508	G	N3-C4-C5	-5.79	125.71	128.60
11	AA	1556	G	P-O3'-C3'	5.79	126.64	119.70
11	BA	777	U	N3-C2-O2	-5.79	118.15	122.20
11	AA	1662	C	C6-N1-C2	-5.78	117.99	120.30
11	CA	1532	U	N3-C2-O2	-5.77	118.16	122.20
11	CA	573	A	OP1-P-O3'	5.77	117.89	105.20
11	AA	860	U	C5-C6-N1	5.76	125.58	122.70
11	DA	1172	G	P-O3'-C3'	5.76	126.62	119.70
11	DA	676	C	P-O3'-C3'	5.76	126.61	119.70
11	DA	661	G	C8-N9-C1'	-5.76	119.51	127.00
11	AA	65	C	C5-C6-N1	5.76	123.88	121.00
11	CA	1506	G	P-O3'-C3'	5.75	126.59	119.70
11	CA	3	C	N1-C2-O2	5.74	122.35	118.90
11	AA	1038	U	C5-C6-N1	5.74	125.57	122.70
11	BA	1488	A	P-O3'-C3'	5.74	126.59	119.70
11	CA	1744	U	P-O3'-C3'	5.74	126.59	119.70
11	CA	604	G	N3-C4-C5	-5.73	125.73	128.60
11	BA	1428	C	P-O3'-C3'	5.72	126.57	119.70
11	DA	573	A	OP1-P-O3'	5.72	117.79	105.20
11	CA	1207	C	C2-N1-C1'	5.72	125.09	118.80
11	DA	65	C	C5-C6-N1	5.72	123.86	121.00
11	DA	559	C	C5-C6-N1	5.72	123.86	121.00
11	CA	860	U	C5-C6-N1	5.72	125.56	122.70
11	DA	1176	A	C8-N9-C4	-5.72	103.51	105.80
11	BA	1229	U	C6-N1-C1'	-5.71	113.20	121.20
11	CA	1429	G	N3-C4-C5	-5.71	125.74	128.60
11	AA	393	C	C4-C5-C6	-5.71	114.55	117.40
11	CA	1408	U	C2-N1-C1'	5.71	124.55	117.70

Continued on next page...

Continued from previous page...

Mol	Chain	Res	Type	Atoms	Z	Observed(°)	Ideal(°)
11	DA	364	G	C4-N9-C1'	5.71	133.92	126.50
11	BA	634	C	C6-N1-C2	-5.70	118.02	120.30
11	CA	1508	G	N3-C4-C5	-5.70	125.75	128.60
11	BA	1486	U	N3-C2-O2	-5.70	118.21	122.20
11	DA	892	G	C8-N9-C4	5.70	108.68	106.40
11	BA	573	A	P-O3'-C3'	5.70	126.54	119.70
11	CA	1556	G	P-O3'-C3'	5.69	126.53	119.70
11	DA	1347	U	P-O3'-C3'	5.69	126.53	119.70
11	AA	271	U	P-O3'-C3'	5.69	126.53	119.70
11	DA	211	U	O4'-C1'-N1	5.69	112.75	108.20
11	CA	1744	U	OP1-P-O3'	5.68	117.71	105.20
11	AA	886	U	C5-C6-N1	5.68	125.54	122.70
11	AA	1506	G	P-O3'-C3'	5.68	126.52	119.70
11	AA	1554	U	N1-C2-O2	-5.68	118.82	122.80
11	BA	515	U	C5-C6-N1	5.68	125.54	122.70
11	CA	169	G	N3-C4-N9	5.68	129.41	126.00
11	AA	1207	C	C2-N1-C1'	5.68	125.05	118.80
11	BA	1466	C	C2-N1-C1'	5.68	125.05	118.80
11	DA	1511	A	N1-C6-N6	5.68	122.01	118.60
11	AA	833	A	P-O3'-C3'	5.67	126.51	119.70
11	CA	1149	C	C6-N1-C2	-5.67	118.03	120.30
13	DC	81	GLY	N-CA-C	-5.67	98.93	113.10
11	AA	1724	U	C5-C6-N1	5.67	125.53	122.70
11	BA	1495	U	P-O3'-C3'	5.66	126.50	119.70
11	DA	447	C	C6-N1-C2	-5.66	118.03	120.30
11	DA	515	U	C5-C6-N1	5.66	125.53	122.70
11	CA	152	U	N1-C2-O2	5.66	126.76	122.80
11	DA	152	U	O4'-C1'-N1	5.66	112.73	108.20
11	AA	762	U	N1-C2-O2	5.66	126.76	122.80
11	DA	777	U	N3-C2-O2	-5.66	118.24	122.20
17	CG	74	HIS	N-CA-C	-5.65	95.74	111.00
11	DA	1278	C	N3-C2-O2	-5.65	117.94	121.90
11	CA	1744	U	C2-N1-C1'	5.65	124.48	117.70
11	DA	1466	C	C2-N1-C1'	5.65	125.01	118.80
11	CA	604	G	C8-N9-C4	-5.64	104.14	106.40
11	BA	762	U	N1-C2-O2	5.64	126.75	122.80
11	BA	271	U	C2-N1-C1'	5.63	124.46	117.70
11	BA	1347	U	P-O3'-C3'	5.63	126.46	119.70
11	AA	1495	U	P-O3'-C3'	5.63	126.45	119.70
11	DA	1532	U	N3-C2-O2	-5.63	118.26	122.20
11	DA	860	U	C2-N1-C1'	5.62	124.45	117.70
11	AA	1347	U	P-O3'-C3'	5.62	126.45	119.70

Continued on next page...

Continued from previous page...

Mol	Chain	Res	Type	Atoms	Z	Observed(°)	Ideal(°)
11	BA	1744	U	OP1-P-O3'	5.62	117.56	105.20
11	AA	83	C	C2-N1-C1'	5.62	124.98	118.80
11	BA	341	G	C6-C5-N7	-5.62	127.03	130.40
11	BA	364	G	C4-N9-C1'	5.62	133.80	126.50
11	AA	1508	G	N3-C4-C5	-5.62	125.79	128.60
11	CA	393	C	C4-C5-C6	-5.62	114.59	117.40
11	AA	1281	G	C6-C5-N7	-5.61	127.03	130.40
11	DA	604	G	C8-N9-C4	-5.61	104.16	106.40
11	DA	1207	C	N1-C2-O2	5.61	122.27	118.90
11	DA	1263	G	C2-N3-C4	-5.61	109.09	111.90
11	AA	632	U	C2-N1-C1'	5.61	124.43	117.70
11	AA	341	G	C6-C5-N7	-5.61	127.03	130.40
11	BA	65	C	C5-C6-N1	5.61	123.80	121.00
11	CA	1347	U	P-O3'-C3'	5.61	126.43	119.70
11	CA	1662	C	C6-N1-C2	-5.61	118.06	120.30
11	DA	343	C	C2-N1-C1'	5.61	124.97	118.80
11	CA	1223	U	P-O3'-C3'	5.61	126.43	119.70
11	DA	163	A	P-O3'-C3'	5.60	126.42	119.70
11	AA	364	G	C8-N9-C1'	-5.60	119.72	127.00
11	AA	163	A	P-O3'-C3'	5.59	126.41	119.70
11	DA	617	A	O4'-C1'-N9	5.59	112.67	108.20
11	DA	1176	A	N7-C8-N9	5.59	116.59	113.80
11	BA	573	A	OP1-P-O3'	5.58	117.49	105.20
11	BA	1529	U	N1-C2-O2	5.58	126.71	122.80
11	BA	575	U	C2-N1-C1'	5.58	124.40	117.70
11	CA	575	U	C2-N1-C1'	5.58	124.40	117.70
11	DA	632	U	P-O3'-C3'	5.58	126.40	119.70
11	DA	1662	C	C5-C6-N1	5.58	123.79	121.00
11	AA	575	U	C2-N1-C1'	5.58	124.40	117.70
11	AA	667	C	C2-N1-C1'	5.58	124.94	118.80
11	AA	1744	U	P-O3'-C3'	5.58	126.39	119.70
11	AA	1429	G	N3-C4-C5	-5.58	125.81	128.60
11	CA	912	A	N9-C4-C5	-5.58	103.57	105.80
11	BA	617	A	O4'-C1'-N9	5.57	112.66	108.20
11	BA	1408	U	C2-N1-C1'	5.57	124.39	117.70
11	AA	1662	C	C5-C6-N1	5.57	123.79	121.00
11	AA	1529	U	N3-C2-O2	-5.57	118.30	122.20
11	AA	3	C	P-O3'-C3'	5.57	126.38	119.70
17	AG	74	HIS	N-CA-C	-5.57	95.97	111.00
11	DA	1744	U	P-O3'-C3'	5.57	126.38	119.70
11	BA	413	C	C2-N1-C1'	5.56	124.92	118.80
11	BA	447	C	C6-N1-C2	-5.56	118.08	120.30

Continued on next page...

Continued from previous page...

Mol	Chain	Res	Type	Atoms	Z	Observed(°)	Ideal(°)
11	DA	1171	G	C2-N3-C4	5.56	114.68	111.90
11	BA	678	U	C2-N1-C1'	5.56	124.37	117.70
11	BA	1207	C	C2-N1-C1'	5.55	124.91	118.80
5	A4	31	TRP	CE2-CD2-CG	-5.55	102.86	107.30
11	AA	666	A	N7-C8-N9	5.54	116.57	113.80
11	BA	1556	G	P-O3'-C3'	5.54	126.35	119.70
11	DA	1494	U	P-O3'-C3'	5.54	126.35	119.70
11	CA	1651	G	P-O3'-C3'	5.54	126.35	119.70
11	AA	617	A	O4'-C1'-N9	5.54	112.63	108.20
11	BA	1567	U	N1-C2-O2	-5.53	118.93	122.80
11	BA	271	U	C6-N1-C1'	-5.53	113.46	121.20
17	BG	74	HIS	N-CA-C	-5.53	96.08	111.00
11	BA	1529	U	C6-N1-C1'	-5.52	113.47	121.20
11	CA	573	A	P-O3'-C3'	5.52	126.33	119.70
11	CA	886	U	C5-C6-N1	5.52	125.46	122.70
11	AA	1009	U	O4'-C1'-N1	5.51	112.61	108.20
11	DA	152	U	N1-C2-O2	5.51	126.66	122.80
17	DG	74	HIS	N-CA-C	-5.51	96.14	111.00
11	AA	906	U	C5-C6-N1	-5.50	119.95	122.70
11	CA	1453	C	C5-C6-N1	5.50	123.75	121.00
11	CA	1463	U	P-O3'-C3'	5.50	126.30	119.70
11	DA	573	A	P-O3'-C3'	5.50	126.29	119.70
11	BA	833	A	OP1-P-O3'	5.49	117.28	105.20
11	DA	1529	U	N3-C2-O2	-5.49	118.36	122.20
11	CA	1514	G	O4'-C1'-N9	5.49	112.59	108.20
11	AA	364	G	C4-N9-C1'	5.48	133.63	126.50
11	CA	343	C	C2-N1-C1'	5.48	124.83	118.80
11	DA	168	U	P-O3'-C3'	5.48	126.28	119.70
11	BA	306	A	O4'-C1'-N9	5.48	112.58	108.20
11	CA	413	C	C2-N1-C1'	5.48	124.83	118.80
11	BA	1278	C	N1-C2-O2	5.48	122.19	118.90
11	DA	1463	U	P-O3'-C3'	5.48	126.27	119.70
11	AA	604	G	N3-C4-C5	-5.47	125.86	128.60
13	CC	81	GLY	N-CA-C	-5.47	99.42	113.10
11	BA	777	U	C5-C6-N1	5.47	125.44	122.70
11	CA	364	G	C4-N9-C1'	5.47	133.61	126.50
11	AA	493	U	N3-C4-C5	5.47	117.88	114.60
11	CA	1720	G	C8-N9-C4	-5.47	104.21	106.40
11	BA	34	U	C2-N1-C1'	5.47	124.26	117.70
11	BA	1463	U	P-O3'-C3'	5.47	126.26	119.70
11	CA	1721	G	C8-N9-C4	-5.47	104.21	106.40
11	BA	163	A	P-O3'-C3'	5.46	126.26	119.70

Continued on next page...

Continued from previous page...

Mol	Chain	Res	Type	Atoms	Z	Observed(°)	Ideal(°)
11	BA	1051	G	C6-C5-N7	-5.46	127.12	130.40
11	CA	1488	A	P-O3'-C3'	5.46	126.26	119.70
11	AA	1463	U	P-O3'-C3'	5.46	126.25	119.70
11	BA	1054	U	P-O3'-C3'	5.46	126.25	119.70
13	BC	81	GLY	N-CA-C	-5.46	99.46	113.10
11	AA	168	U	P-O3'-C3'	5.45	126.24	119.70
13	AC	81	GLY	N-CA-C	-5.45	99.46	113.10
11	CA	1529	U	C5-C6-N1	5.45	125.43	122.70
11	AA	833	A	OP1-P-O3'	5.45	117.19	105.20
11	AA	573	A	P-O3'-C3'	5.45	126.24	119.70
11	CA	209	G	C6-C5-N7	-5.45	127.13	130.40
11	CA	1486	U	P-O3'-C3'	5.45	126.24	119.70
11	DA	3	C	P-O3'-C3'	5.45	126.24	119.70
11	DA	34	U	C2-N1-C1'	5.45	124.24	117.70
11	AA	1463	U	N1-C2-O2	5.45	126.61	122.80
11	CA	1054	U	P-O3'-C3'	5.44	126.23	119.70
11	AA	152	U	N1-C2-O2	5.44	126.61	122.80
18	DH	55	ASP	N-CA-C	-5.44	96.32	111.00
11	BA	1651	G	P-O3'-C3'	5.44	126.22	119.70
11	CA	1172	G	P-O3'-C3'	5.43	126.22	119.70
11	CA	1720	G	N7-C8-N9	5.43	115.82	113.10
11	DA	1229	U	N1-C2-O2	5.43	126.60	122.80
11	DA	762	U	N3-C2-O2	-5.43	118.40	122.20
11	AA	1334	U	C2-N1-C1'	5.42	124.21	117.70
11	CA	1529	U	C6-N1-C1'	-5.42	113.61	121.20
11	BA	1207	C	N1-C2-O2	5.42	122.15	118.90
11	CA	515	U	N1-C2-N3	-5.42	111.65	114.90
11	DA	1431	A	P-O3'-C3'	5.42	126.20	119.70
11	CA	1009	U	N1-C2-N3	5.42	118.15	114.90
11	DA	306	A	O4'-C1'-N9	5.42	112.53	108.20
11	BA	1429	G	C2-N3-C4	5.42	114.61	111.90
11	BA	1122	G	P-O3'-C3'	5.41	126.19	119.70
11	AA	34	U	C2-N1-C1'	5.41	124.19	117.70
11	AA	633	U	P-O3'-C3'	5.41	126.19	119.70
11	AA	777	U	N3-C2-O2	-5.41	118.41	122.20
11	AA	912	A	N9-C4-C5	-5.41	103.64	105.80
11	CA	413	C	P-O3'-C3'	5.41	126.19	119.70
11	CA	1002	U	P-O3'-C3'	5.41	126.19	119.70
11	AA	1278	C	N3-C2-O2	-5.40	118.12	121.90
11	CA	1281	G	C4-N9-C1'	5.40	133.53	126.50
11	BA	1009	U	N1-C2-N3	5.40	118.14	114.90
11	CA	1749	C	C2-N1-C1'	5.40	124.74	118.80

Continued on next page...

Continued from previous page...

Mol	Chain	Res	Type	Atoms	Z	Observed(°)	Ideal(°)
11	AA	1122	G	OP1-P-O3'	5.40	117.08	105.20
11	BA	1749	C	C6-N1-C2	-5.40	118.14	120.30
11	DA	1529	U	C6-N1-C1'	-5.40	113.64	121.20
11	DA	1557	U	P-O3'-C3'	5.40	126.18	119.70
11	CA	1720	G	P-O3'-C3'	5.39	126.17	119.70
11	AA	1278	C	C3'-C2'-C1'	5.39	105.81	101.50
11	BA	1744	U	C2-N1-C1'	5.39	124.17	117.70
11	BA	273	A	P-O3'-C3'	5.39	126.17	119.70
11	BA	265	C	C2-N1-C1'	5.39	124.73	118.80
11	BA	1721	G	C8-N9-C4	-5.38	104.25	106.40
11	CA	1585	U	C5-C4-O4	5.38	129.13	125.90
11	AA	1486	U	P-O3'-C3'	5.38	126.16	119.70
11	AA	1651	G	P-O3'-C3'	5.38	126.16	119.70
11	BA	168	U	P-O3'-C3'	5.38	126.16	119.70
11	BA	364	G	C6-C5-N7	-5.38	127.17	130.40
11	DA	833	A	OP1-P-O3'	5.38	117.03	105.20
11	BA	270	U	C6-N1-C1'	-5.38	113.67	121.20
11	DA	1054	U	P-O3'-C3'	5.38	126.15	119.70
11	CA	445	U	C6-N1-C1'	-5.37	113.68	121.20
11	CA	666	A	N7-C8-N9	5.37	116.49	113.80
11	CA	1245	G	C4-N9-C1'	5.37	133.49	126.50
18	CH	55	ASP	N-CA-C	-5.37	96.50	111.00
11	AA	1529	U	C6-N1-C1'	-5.37	113.69	121.20
11	AA	1720	G	N3-C4-C5	-5.37	125.92	128.60
11	BA	3	C	P-O3'-C3'	5.37	126.14	119.70
11	BA	1724	U	C5-C6-N1	5.37	125.38	122.70
11	CA	168	U	P-O3'-C3'	5.37	126.14	119.70
11	DA	445	U	C6-N1-C1'	-5.37	113.69	121.20
11	BA	1506	G	P-O3'-C3'	5.36	126.14	119.70
11	CA	1207	C	N1-C2-O2	5.36	122.12	118.90
11	BA	245	A	N3-C4-N9	-5.36	123.11	127.40
11	AA	273	A	P-O3'-C3'	5.36	126.13	119.70
11	DA	169	G	N3-C4-N9	5.36	129.22	126.00
11	DA	1744	U	C2-N1-C1'	5.36	124.13	117.70
11	CA	1453	C	C6-N1-C2	-5.36	118.16	120.30
11	AA	1207	C	N1-C2-O2	5.35	122.11	118.90
11	DA	632	U	C2-N1-C1'	5.35	124.12	117.70
11	AA	793	G	N3-C4-N9	-5.35	122.79	126.00
11	CA	860	U	C2-N1-C1'	5.35	124.12	117.70
11	AA	1453	C	C5-C6-N1	5.35	123.67	121.00
11	DA	1281	G	C4-N9-C1'	5.35	133.45	126.50
11	DA	1495	U	P-O3'-C3'	5.35	126.11	119.70

Continued on next page...

Continued from previous page...

Mol	Chain	Res	Type	Atoms	Z	Observed(°)	Ideal(°)
11	BA	762	U	N3-C2-O2	-5.34	118.46	122.20
11	CA	273	A	P-O3'-C3'	5.34	126.11	119.70
11	BA	451	G	C4-N9-C1'	5.34	133.44	126.50
11	BA	953	C	C2-N1-C1'	5.34	124.67	118.80
11	BA	1278	C	C6-N1-C2	-5.34	118.17	120.30
11	AA	1352	A	O4'-C1'-N9	5.33	112.47	108.20
11	BA	1334	U	C2-N1-C1'	5.33	124.10	117.70
11	BA	886	U	C5-C6-N1	5.33	125.37	122.70
11	DA	573	A	C5-C6-N1	-5.33	115.03	117.70
11	AA	341	G	N7-C8-N9	5.33	115.77	113.10
11	CA	163	A	P-O3'-C3'	5.33	126.10	119.70
11	CA	614	A	C8-N9-C4	-5.33	103.67	105.80
11	CA	447	C	C6-N1-C2	-5.32	118.17	120.30
11	CA	1724	U	C5-C6-N1	5.32	125.36	122.70
11	BA	604	G	P-O3'-C3'	5.32	126.08	119.70
11	CA	239	A	C4-N9-C1'	5.32	135.88	126.30
11	CA	1406	G	P-O3'-C3'	5.32	126.08	119.70
11	DA	152	U	C6-N1-C2	-5.32	117.81	121.00
11	DA	575	U	C2-N1-C1'	5.32	124.08	117.70
11	DA	1749	C	C6-N1-C2	-5.31	118.17	120.30
11	AA	1557	U	P-O3'-C3'	5.31	126.08	119.70
18	BH	55	ASP	N-CA-C	-5.31	96.66	111.00
11	BA	347	G	C4-N9-C1'	5.31	133.40	126.50
11	BA	1002	U	P-O3'-C3'	5.31	126.07	119.70
11	CA	182	U	C2-N1-C1'	5.31	124.07	117.70
11	CA	833	A	OP1-P-O3'	5.31	116.87	105.20
11	CA	1334	U	C2-N1-C1'	5.31	124.07	117.70
11	AA	1463	U	N3-C2-O2	-5.30	118.49	122.20
11	AA	1608	C	N1-C2-O2	-5.30	115.72	118.90
11	DA	1228	A	P-O3'-C3'	5.30	126.07	119.70
11	BA	1318	C	P-O3'-C3'	5.30	126.06	119.70
11	CA	1721	G	N7-C8-N9	5.30	115.75	113.10
11	DA	347	G	C4-N9-C1'	5.30	133.39	126.50
11	DA	1651	G	P-O3'-C3'	5.30	126.06	119.70
11	AA	1228	A	P-O3'-C3'	5.30	126.06	119.70
11	AA	234	G	C3'-C2'-C1'	5.29	105.74	101.50
11	CA	341	G	N7-C8-N9	5.29	115.75	113.10
11	CA	793	G	C4-N9-C1'	-5.29	119.62	126.50
11	BA	364	G	C8-N9-C1'	-5.29	120.12	127.00
11	BA	1278	C	OP1-P-O3'	5.28	116.82	105.20
11	BA	1662	C	C5-C6-N1	5.28	123.64	121.00
11	DA	99	A	P-O3'-C3'	5.28	126.04	119.70

Continued on next page...

Continued from previous page...

Mol	Chain	Res	Type	Atoms	Z	Observed(°)	Ideal(°)
11	CA	1278	C	N1-C2-O2	5.28	122.07	118.90
11	AA	2	A	C4-C5-C6	5.28	119.64	117.00
11	BA	239	A	C4-N9-C1'	5.28	135.80	126.30
11	CA	3	C	P-O3'-C3'	5.28	126.03	119.70
11	AA	1223	U	P-O3'-C3'	5.28	126.03	119.70
11	BA	169	G	N3-C4-N9	5.28	129.16	126.00
11	DA	273	A	P-O3'-C3'	5.28	126.03	119.70
11	AA	306	A	O4'-C1'-N9	5.27	112.42	108.20
11	AA	1176	A	N7-C8-N9	5.27	116.44	113.80
11	DA	214	U	OP1-P-O3'	5.27	116.80	105.20
11	AA	1229	U	N1-C2-O2	5.27	126.49	122.80
11	BA	83	C	C2-N1-C1'	5.27	124.60	118.80
11	DA	1556	G	P-O3'-C3'	5.27	126.03	119.70
11	CA	912	A	C4-C5-N7	5.27	113.33	110.70
11	CA	265	C	C2-N1-C1'	5.27	124.59	118.80
11	AA	445	U	C6-N1-C1'	-5.26	113.83	121.20
11	CA	1225	U	N3-C2-O2	-5.26	118.52	122.20
11	BA	1281	G	C4-N9-C1'	5.26	133.34	126.50
11	AA	1428	C	P-O3'-C3'	5.26	126.01	119.70
11	BA	188	G	C4-N9-C1'	5.26	133.34	126.50
11	BA	1720	G	N3-C4-C5	-5.26	125.97	128.60
11	BA	1223	U	P-O3'-C3'	5.26	126.01	119.70
11	CA	83	C	C2-N1-C1'	5.26	124.58	118.80
11	DA	1429	G	C2-N3-C4	5.26	114.53	111.90
11	AA	233	U	C5-C6-N1	5.25	125.33	122.70
11	DA	1369	A	C2-N3-C4	5.25	113.23	110.60
11	CA	1171	G	N3-C4-C5	-5.25	125.97	128.60
11	DA	793	G	N3-C4-C5	5.25	131.22	128.60
11	AA	1281	G	C4-N9-C1'	5.25	133.32	126.50
11	CA	271	U	C6-N1-C1'	-5.25	113.85	121.20
11	BA	1122	G	OP1-P-O3'	5.24	116.74	105.20
11	DA	1278	C	OP1-P-O3'	5.24	116.74	105.20
11	AA	271	U	C6-N1-C1'	-5.24	113.86	121.20
11	DA	239	A	C4-N9-C1'	5.24	135.74	126.30
11	BA	1463	U	N1-C2-O2	5.24	126.47	122.80
11	AA	1176	A	C8-N9-C4	-5.24	103.70	105.80
11	CA	1266	G	N3-C4-C5	-5.24	125.98	128.60
11	DA	1002	U	P-O3'-C3'	5.24	125.98	119.70
11	AA	265	C	C2-N1-C1'	5.23	124.56	118.80
11	BA	1229	U	N1-C2-O2	5.23	126.46	122.80
11	DA	1334	U	C2-N1-C1'	5.23	123.98	117.70
11	DA	1488	A	P-O3'-C3'	5.23	125.98	119.70

Continued on next page...

Continued from previous page...

Mol	Chain	Res	Type	Atoms	Z	Observed(°)	Ideal(°)
11	AA	1122	G	N9-C1'-C2'	-5.23	106.25	112.00
11	AA	763	U	C5-C6-N1	5.23	125.31	122.70
11	CA	559	C	C5-C6-N1	5.23	123.61	121.00
11	AA	1245	G	C4-N9-C1'	5.22	133.29	126.50
11	BA	341	G	C4-N9-C1'	5.22	133.29	126.50
11	CA	604	G	N7-C8-N9	5.22	115.71	113.10
11	CA	1278	C	C6-N1-C2	-5.22	118.21	120.30
11	BA	634	C	C5-C6-N1	5.22	123.61	121.00
11	CA	1266	G	N3-C4-N9	5.22	129.13	126.00
11	BA	604	G	N3-C4-N9	5.21	129.13	126.00
11	CA	1122	G	OP1-P-O3'	5.21	116.67	105.20
11	BA	239	A	N1-C2-N3	5.21	131.91	129.30
11	BA	604	G	N7-C8-N9	5.21	115.71	113.10
5	D4	31	TRP	CE2-CD2-CG	-5.21	103.13	107.30
11	BA	1662	C	C2-N1-C1'	5.21	124.53	118.80
11	CA	1229	U	N1-C2-O2	5.21	126.44	122.80
11	CA	1585	U	N1-C2-O2	5.21	126.45	122.80
11	AA	447	C	C6-N1-C2	-5.21	118.22	120.30
11	DA	777	U	C5-C6-N1	5.21	125.30	122.70
11	DA	1223	U	P-O3'-C3'	5.21	125.95	119.70
11	DA	1514	G	O4'-C1'-N9	5.21	112.36	108.20
11	CA	188	G	C4-N9-C1'	5.21	133.27	126.50
11	AA	413	C	C2-N1-C1'	5.20	124.52	118.80
11	CA	1431	A	P-O3'-C3'	5.20	125.94	119.70
11	DA	1318	C	P-O3'-C3'	5.20	125.94	119.70
11	AA	270	U	C6-N1-C1'	-5.20	113.93	121.20
11	BA	1278	C	C3'-C2'-C1'	5.19	105.66	101.50
11	CA	1554	U	C2-N3-C4	-5.19	123.88	127.00
11	CA	1724	U	C2-N1-C1'	5.19	123.93	117.70
11	DA	271	U	C6-N1-C1'	-5.19	113.94	121.20
11	CA	1463	U	N3-C2-O2	-5.18	118.57	122.20
11	DA	270	U	C6-N1-C1'	-5.18	113.94	121.20
11	DA	341	G	C4-N9-C1'	5.18	133.24	126.50
11	AA	1171	G	N3-C4-C5	-5.18	126.01	128.60
11	BA	1528	A	N7-C8-N9	-5.18	111.21	113.80
11	BA	1228	A	P-O3'-C3'	5.18	125.92	119.70
11	AA	1383	G	N3-C4-N9	-5.18	122.89	126.00
11	AA	1431	A	P-O3'-C3'	5.17	125.91	119.70
11	DA	953	C	C2-N1-C1'	5.17	124.49	118.80
11	AA	3	C	OP1-P-O3'	5.17	116.58	105.20
11	BA	775	C	P-O3'-C3'	5.17	125.91	119.70
11	AA	347	G	C4-N9-C1'	5.17	133.22	126.50

Continued on next page...

Continued from previous page...

Mol	Chain	Res	Type	Atoms	Z	Observed(°)	Ideal(°)
11	AA	393	C	N1-C2-O2	5.17	122.00	118.90
11	AA	953	C	C2-N1-C1'	5.17	124.49	118.80
11	DA	1245	G	C4-N9-C1'	5.17	133.22	126.50
11	BA	496	G	C4-N9-C1'	5.17	133.22	126.50
11	DA	1508	G	N3-C4-C5	-5.17	126.02	128.60
11	AA	1402	C	C3'-C2'-C1'	5.17	105.63	101.50
11	CA	1054	U	C2-N1-C1'	5.17	123.90	117.70
11	DA	3	C	C2-N1-C1'	5.17	124.48	118.80
11	BA	1001	A	P-O3'-C3'	5.17	125.90	119.70
11	AA	1122	G	P-O3'-C3'	5.16	125.90	119.70
11	CA	1223	U	C3'-C2'-C1'	5.16	105.63	101.50
11	CA	953	C	C2-N1-C1'	5.16	124.48	118.80
11	DA	188	G	C4-N9-C1'	5.16	133.21	126.50
11	DA	371	U	C6-N1-C1'	-5.16	113.98	121.20
11	DA	1278	C	C6-N1-C2	-5.16	118.24	120.30
11	CA	1429	G	C2-N3-C4	5.16	114.48	111.90
11	DA	413	C	P-O3'-C3'	5.16	125.89	119.70
11	DA	1009	U	N1-C2-N3	5.16	117.99	114.90
11	DA	1486	U	P-O3'-C3'	5.16	125.89	119.70
11	BA	413	C	P-O3'-C3'	5.16	125.89	119.70
11	AA	1318	C	P-O3'-C3'	5.15	125.88	119.70
11	DA	1554	U	N1-C2-O2	-5.15	119.19	122.80
11	AA	1406	G	P-O3'-C3'	5.15	125.88	119.70
11	DA	1662	C	C2-N1-C1'	5.15	124.46	118.80
11	CA	1263	G	N9-C4-C5	5.15	107.46	105.40
11	BA	1508	G	C2-N3-C4	5.15	114.47	111.90
11	CA	1463	U	N1-C2-O2	5.15	126.40	122.80
11	DA	1720	G	C8-N9-C4	-5.15	104.34	106.40
11	BA	1009	U	O4'-C1'-N1	5.14	112.31	108.20
11	BA	577	C	C2-N1-C1'	5.14	124.46	118.80
11	AA	604	G	N7-C8-N9	5.14	115.67	113.10
18	AH	55	ASP	N-CA-C	-5.14	97.13	111.00
11	CA	912	A	N1-C6-N6	5.14	121.68	118.60
11	CA	1720	G	C4-N9-C1'	5.14	133.18	126.50
11	DA	887	U	C6-N1-C1'	-5.14	114.01	121.20
11	BA	1149	C	C6-N1-C2	-5.13	118.25	120.30
11	BA	1486	U	P-O3'-C3'	5.13	125.86	119.70
11	CA	214	U	P-O3'-C3'	5.13	125.86	119.70
11	DA	892	G	N3-C4-C5	5.13	131.17	128.60
11	BA	1585	U	C5-C4-O4	5.13	128.98	125.90
11	DA	1223	U	C3'-C2'-C1'	5.13	105.60	101.50
11	AA	1514	G	O4'-C1'-N9	5.12	112.30	108.20

Continued on next page...

Continued from previous page...

Mol	Chain	Res	Type	Atoms	Z	Observed(°)	Ideal(°)
11	AA	341	G	C4-N9-C1'	5.12	133.16	126.50
11	BA	1303	A	OP2-P-O3'	5.12	116.47	105.20
11	DA	378	A	C8-N9-C4	-5.12	103.75	105.80
11	AA	413	C	P-O3'-C3'	5.12	125.84	119.70
11	AA	793	G	C4-N9-C1'	-5.12	119.85	126.50
11	BA	229	A	C4-N9-C1'	5.12	135.51	126.30
11	BA	666	A	C8-N9-C4	-5.12	103.75	105.80
11	AA	364	G	C6-C5-N7	-5.12	127.33	130.40
11	BA	1402	C	C3'-C2'-C1'	5.12	105.59	101.50
11	CA	1228	A	P-O3'-C3'	5.12	125.84	119.70
11	DA	890	U	P-O3'-C3'	5.12	125.84	119.70
11	BA	374	G	C4-C5-N7	5.11	112.84	110.80
11	BA	1431	A	P-O3'-C3'	5.11	125.83	119.70
11	CA	1318	C	P-O3'-C3'	5.11	125.83	119.70
11	CA	1662	C	C2-N1-C1'	5.11	124.42	118.80
11	DA	1122	G	P-O3'-C3'	5.11	125.83	119.70
11	CA	1369	A	C2-N3-C4	5.11	113.16	110.60
20	BJ	70	CYS	CA-CB-SG	-5.11	104.81	114.00
11	CA	762	U	N3-C2-O2	-5.10	118.63	122.20
11	CA	1149	C	C2-N1-C1'	5.10	124.41	118.80
11	AA	1223	U	C3'-C2'-C1'	5.10	105.58	101.50
11	AA	1149	C	C6-N1-C2	-5.10	118.26	120.30
11	DA	451	G	C4-N9-C1'	5.10	133.13	126.50
11	DA	1509	U	P-O3'-C3'	5.10	125.82	119.70
11	CA	1557	U	P-O3'-C3'	5.10	125.81	119.70
11	BA	1557	U	P-O3'-C3'	5.09	125.81	119.70
11	DA	265	C	C2-N1-C1'	5.09	124.40	118.80
11	BA	1171	G	N3-C4-C5	-5.09	126.06	128.60
11	DA	1149	C	C2-N1-C1'	5.09	124.40	118.80
11	DA	1406	G	P-O3'-C3'	5.09	125.81	119.70
11	CA	1528	A	O4'-C1'-N9	5.09	112.27	108.20
11	DA	83	C	C2-N1-C1'	5.09	124.40	118.80
11	BA	840	A	P-O3'-C3'	5.09	125.81	119.70
11	AA	1582	G	N1-C6-O6	5.08	122.95	119.90
11	CA	270	U	C6-N1-C1'	-5.08	114.08	121.20
11	DA	422	G	N7-C8-N9	5.08	115.64	113.10
11	BA	1223	U	C3'-C2'-C1'	5.08	105.57	101.50
11	BA	559	C	C2-N3-C4	5.08	122.44	119.90
11	CA	347	G	C4-N9-C1'	5.08	133.10	126.50
11	CA	1402	C	C3'-C2'-C1'	5.08	105.56	101.50
11	BA	1225	U	C6-N1-C1'	-5.07	114.10	121.20
11	DA	1463	U	N1-C2-O2	5.07	126.35	122.80

Continued on next page...

Continued from previous page...

Mol	Chain	Res	Type	Atoms	Z	Observed(°)	Ideal(°)
11	BA	229	A	C4-C5-C6	5.07	119.53	117.00
11	DA	886	U	C5-C6-N1	5.07	125.23	122.70
11	DA	1225	U	C6-N1-C1'	-5.07	114.10	121.20
11	AA	1278	C	OP1-P-O3'	5.07	116.35	105.20
11	BA	1369	A	C2-N3-C4	5.07	113.13	110.60
11	BA	2	A	C4-C5-C6	5.06	119.53	117.00
11	CA	1508	G	C2-N3-C4	5.06	114.43	111.90
11	AA	1529	U	C5-C6-N1	5.06	125.23	122.70
11	CA	152	U	C6-N1-C2	-5.06	117.96	121.00
11	DA	1256	C	P-O3'-C3'	5.06	125.77	119.70
11	AA	1429	G	C2-N3-C4	5.05	114.43	111.90
11	AA	1054	U	C2-N1-C1'	5.05	123.76	117.70
11	BA	169	G	C4-N9-C1'	5.05	133.07	126.50
11	CA	892	G	C4-N9-C1'	-5.05	119.93	126.50
11	BA	229	A	N3-C4-C5	-5.05	123.27	126.80
11	BA	1720	G	C4-N9-C1'	5.05	133.06	126.50
11	CA	341	G	C4-N9-C1'	5.05	133.06	126.50
11	DA	666	A	C8-N9-C4	-5.05	103.78	105.80
11	BA	393	C	C4-C5-C6	-5.04	114.88	117.40
11	AA	1528	A	O4'-C1'-N9	5.04	112.23	108.20
11	BA	1514	G	O4'-C1'-N9	5.04	112.23	108.20
11	DA	1009	U	O4'-C1'-N1	5.04	112.23	108.20
11	CA	34	U	C2-N1-C1'	5.04	123.75	117.70
11	DA	214	U	P-O3'-C3'	5.04	125.75	119.70
11	DA	1529	U	C5-C6-N1	5.04	125.22	122.70
11	BA	1463	U	N3-C2-O2	-5.04	118.67	122.20
11	CA	2	A	C4-C5-C6	5.04	119.52	117.00
11	CA	1352	A	O4'-C1'-N9	5.04	112.23	108.20
11	CA	3	C	OP1-P-O3'	5.04	116.28	105.20
11	BA	793	G	N3-C4-C5	5.03	131.12	128.60
11	DA	1463	U	N3-C2-O2	-5.03	118.68	122.20
11	AA	1662	C	C2-N1-C1'	5.03	124.33	118.80
11	BA	350	A	O4'-C1'-N9	-5.03	104.18	108.20
11	CA	99	A	P-O3'-C3'	5.03	125.73	119.70
11	DA	1054	U	C2-N1-C1'	5.02	123.72	117.70
11	DA	1296	G	N9-C4-C5	5.02	107.41	105.40
11	BA	3	C	OP1-P-O3'	5.02	116.24	105.20
11	CA	1529	U	N3-C2-O2	-5.02	118.69	122.20
11	CA	350	A	O4'-C1'-N9	-5.01	104.19	108.20
11	CA	1122	G	P-O3'-C3'	5.01	125.72	119.70
11	AA	666	A	C8-N9-C4	-5.01	103.80	105.80
11	AA	860	U	C2-N1-C1'	5.01	123.71	117.70

Continued on next page...

Continued from previous page...

Mol	Chain	Res	Type	Atoms	Z	Observed(°)	Ideal(°)
11	BA	1172	G	P-O3'-C3'	5.01	125.71	119.70
11	DA	1122	G	N9-C1'-C2'	-5.01	106.49	112.00
11	DA	1508	G	C2-N3-C4	5.01	114.40	111.90
11	AA	890	U	P-O3'-C3'	5.01	125.71	119.70
11	DA	1479	G	C4-N9-C1'	5.01	133.01	126.50
11	BA	1352	A	O4'-C1'-N9	5.00	112.20	108.20
11	DA	1402	C	C3'-C2'-C1'	5.00	105.50	101.50
11	AA	1479	G	C4-N9-C1'	5.00	133.00	126.50
11	BA	445	U	C6-N1-C1'	-5.00	114.20	121.20
11	BA	860	U	C2-N1-C1'	5.00	123.70	117.70
11	CA	777	U	C5-C6-N1	5.00	125.20	122.70

There are no chirality outliers.

All (62) planarity outliers are listed below:

Mol	Chain	Res	Type	Group
4	A3	131	LEU	Peptide
5	A4	71	THR	Peptide
7	A6	65	THR	Peptide
9	A8	99	ASN	Peptide
17	AG	73	PHE	Peptide
18	AH	58	SER	Peptide
18	AH	66	ILE	Peptide
20	AJ	72	GLU	Peptide
21	AK	137	THR	Peptide
25	AO	15	GLY	Peptide
29	AS	133	HIS	Peptide
31	AU	51	ASP	Peptide
31	AU	66	ASN	Peptide
33	AW	242	SER	Peptide
4	B3	131	LEU	Peptide
5	B4	238	TYR	Peptide
5	B4	71	THR	Peptide
7	B6	65	THR	Peptide
9	B8	99	ASN	Peptide
17	BG	73	PHE	Peptide
18	BH	58	SER	Peptide
18	BH	66	ILE	Peptide
20	BJ	72	GLU	Peptide
21	BK	137	THR	Peptide
25	BO	15	GLY	Peptide
29	BS	133	HIS	Peptide

Continued on next page...

Continued from previous page...

Mol	Chain	Res	Type	Group
31	BU	51	ASP	Peptide
31	BU	66	ASN	Peptide
33	BW	242	SER	Peptide
4	C3	131	LEU	Peptide
5	C4	238	TYR	Peptide
5	C4	71	THR	Peptide
7	C6	65	THR	Peptide
9	C8	99	ASN	Peptide
17	CG	73	PHE	Peptide
18	CH	58	SER	Peptide
18	CH	66	ILE	Peptide
20	CJ	72	GLU	Peptide
21	CK	137	THR	Peptide
24	CN	54	TYR	Peptide
25	CO	15	GLY	Peptide
29	CS	133	HIS	Peptide
31	CU	51	ASP	Peptide
31	CU	66	ASN	Peptide
33	CW	242	SER	Peptide
4	D3	131	LEU	Peptide
5	D4	238	TYR	Peptide
5	D4	71	THR	Peptide
7	D6	65	THR	Peptide
9	D8	99	ASN	Peptide
17	DG	73	PHE	Peptide
18	DH	58	SER	Peptide
18	DH	66	ILE	Peptide
20	DJ	72	GLU	Peptide
21	DK	137	THR	Peptide
25	DO	15	GLY	Peptide
29	DS	105	LYS	Peptide
29	DS	133	HIS	Peptide
31	DU	51	ASP	Peptide
31	DU	66	ASN	Peptide
32	DV	70	SER	Mainchain
33	DW	242	SER	Peptide

5.2 Too-close contacts [i](#)

In the following table, the Non-H and H(model) columns list the number of non-hydrogen atoms and hydrogen atoms in the chain respectively. The H(added) column lists the number of hydrogen atoms added and optimized by MolProbity. The Clashes column lists the number of clashes within

the asymmetric unit, whereas Symm-Clashes lists symmetry-related clashes.

Mol	Chain	Non-H	H(model)	H(added)	Clashes	Symm-Clashes
1	A0	817	0	829	24	0
1	B0	817	0	829	48	0
1	C0	817	0	829	33	0
1	D0	817	0	829	29	0
2	A1	511	0	544	24	0
2	B1	511	0	544	18	0
2	C1	511	0	544	23	1
2	D1	511	0	544	22	0
3	A2	1693	0	1795	75	1
3	B2	1693	0	1795	61	0
3	C2	1693	0	1795	65	0
3	D2	1693	0	1795	67	0
4	A3	1629	0	1708	63	0
4	B3	1629	0	1708	63	0
4	C3	1629	0	1708	64	0
4	D3	1629	0	1708	58	0
5	A4	1679	0	1762	60	0
5	B4	1775	0	1851	64	0
5	C4	1775	0	1851	60	0
5	D4	1775	0	1851	68	0
6	A5	812	0	854	46	0
6	B5	812	0	854	41	0
6	C5	812	0	854	40	0
6	D5	812	0	854	39	0
7	A6	632	0	646	28	0
7	B6	632	0	646	31	1
7	C6	632	0	646	29	0
7	D6	632	0	646	33	0
8	A7	833	0	844	37	0
8	B7	833	0	844	28	0
8	C7	833	0	844	36	0
8	D7	833	0	844	47	0
9	A8	615	0	660	25	0
9	B8	615	0	660	27	1
9	C8	615	0	660	20	0
9	D8	615	0	660	36	0
10	A9	751	0	807	55	0
10	B9	751	0	809	76	0
10	C9	751	0	809	41	0
10	D9	751	0	809	56	0
11	AA	36629	0	18413	1084	0
11	BA	36629	0	18413	1119	3

Continued on next page...

Continued from previous page...

Mol	Chain	Non-H	H(model)	H(added)	Clashes	Symm-Clashes
11	CA	36629	0	18413	1052	2
11	DA	36629	0	18413	1110	1
12	AB	1619	0	1623	70	0
12	BB	1619	0	1623	75	0
12	CB	1619	0	1623	66	0
12	DB	1619	0	1623	61	0
13	AC	1811	0	1907	64	0
13	BC	1811	0	1907	68	0
13	CC	1811	0	1907	78	0
13	DC	1811	0	1907	84	0
14	AD	1478	0	1569	74	0
14	BD	1478	0	1569	72	0
14	CD	1478	0	1569	65	0
14	DD	1478	0	1569	64	0
15	AE	1818	0	1853	76	0
15	BE	1818	0	1853	75	0
15	CE	1818	0	1853	80	0
15	DE	1818	0	1853	78	0
16	AF	736	0	722	16	0
16	BF	736	0	722	13	0
16	CF	736	0	722	14	0
16	DF	736	0	722	12	0
17	AG	1520	0	1572	58	0
17	BG	1520	0	1572	57	0
17	CG	1520	0	1572	52	0
17	DG	1520	0	1572	54	0
18	AH	1040	0	1096	42	0
18	BH	1040	0	1096	42	0
18	CH	1040	0	1096	49	0
18	DH	1040	0	1096	43	0
19	AI	1135	0	1204	46	0
19	BI	1135	0	1204	48	0
19	CI	1135	0	1204	47	0
19	DI	1135	0	1204	50	0
20	AJ	859	0	921	36	0
20	BJ	859	0	921	41	0
20	CJ	859	0	921	39	0
20	DJ	859	0	921	39	0
21	AK	1063	0	1088	62	0
21	BK	1063	0	1088	59	0
21	CK	1063	0	1088	57	0
21	DK	1063	0	1088	61	0

Continued on next page...

Continued from previous page...

Mol	Chain	Non-H	H(model)	H(added)	Clashes	Symm-Clashes
22	AL	1086	0	1156	46	0
22	BL	1086	0	1156	42	0
22	CL	1086	0	1156	48	0
22	DL	1086	0	1156	44	0
23	AM	1231	0	1276	57	0
23	BM	1231	0	1276	60	0
23	CM	1231	0	1276	55	0
23	DM	1231	0	1276	78	0
24	AN	454	0	453	32	0
24	BN	454	0	453	30	0
24	CN	454	0	453	27	0
24	DN	454	0	453	32	0
25	AO	1229	0	1338	47	0
25	BO	1229	0	1338	49	0
25	CO	1229	0	1338	48	0
25	DO	1229	0	1338	50	0
26	AP	1197	0	1285	45	0
26	BP	1197	0	1285	51	0
26	CP	1197	0	1285	41	1
26	DP	1197	0	1285	44	0
27	AQ	1267	0	1342	60	0
27	BQ	1267	0	1342	60	0
27	CQ	1267	0	1342	55	0
27	DQ	1267	0	1342	56	0
28	AR	2682	0	2629	104	0
28	BR	2682	0	2629	103	0
28	CR	2682	0	2629	116	0
28	DR	2682	0	2629	100	0
29	AS	1010	0	1059	42	0
29	BS	1010	0	1059	40	0
29	CS	1010	0	1059	39	0
29	DS	1010	0	1059	39	0
30	AT	1242	0	1290	52	0
30	BT	1242	0	1290	57	0
30	CT	1242	0	1290	50	0
30	DT	1242	0	1290	53	1
31	AU	952	0	993	50	0
31	BU	952	0	993	42	0
31	CU	952	0	993	37	0
31	DU	952	0	993	48	0
32	AV	968	0	1031	41	0
32	BV	968	0	1031	44	0

Continued on next page...

Continued from previous page...

Mol	Chain	Non-H	H(model)	H(added)	Clashes	Symm-Clashes
32	CV	968	0	1031	44	0
32	DV	968	0	1031	42	0
33	AW	2079	0	2151	85	0
33	BW	2079	0	2151	91	0
33	CW	2079	0	2151	87	0
33	DW	2079	0	2151	86	0
34	AX	599	0	651	19	0
34	BX	599	0	651	22	0
34	CX	599	0	651	21	0
34	DX	599	0	651	18	0
35	AY	1826	0	1954	72	0
35	BY	1826	0	1954	80	0
35	CY	1826	0	1954	67	0
35	DY	1826	0	1954	80	0
36	AZ	747	0	758	31	0
36	BZ	747	0	758	33	0
36	CZ	747	0	758	33	0
36	DZ	747	0	758	28	0
37	A5	1	0	0	0	0
37	A6	1	0	0	0	0
37	A9	1	0	0	0	0
37	AN	1	0	0	0	0
37	B5	1	0	0	0	0
37	B6	1	0	0	0	0
37	B9	1	0	0	0	0
37	BN	1	0	0	0	0
37	C5	1	0	0	0	0
37	C6	1	0	0	0	0
37	C9	1	0	0	0	0
37	CN	1	0	0	0	0
37	D5	1	0	0	0	0
37	D6	1	0	0	0	0
37	D9	1	0	0	0	0
37	DN	1	0	0	0	0
38	AA	79	0	0	0	0
38	BA	79	0	0	0	0
38	CA	79	0	0	0	0
38	DA	79	0	0	0	0
39	AA	474	0	0	51	0
39	BA	474	0	0	48	0
39	C2	2	0	0	0	0
39	C4	2	0	0	0	0

Continued on next page...

Continued from previous page...

Mol	Chain	Non-H	H(model)	H(added)	Clashes	Symm-Clashes
39	C5	3	0	0	1	0
39	CA	467	0	0	47	0
39	DA	474	0	0	54	0
All	All	315512	0	247405	9487	6

The all-atom clashscore is defined as the number of clashes found per 1000 atoms (including hydrogen atoms). The all-atom clashscore for this structure is 17.

All (9487) close contacts within the same asymmetric unit are listed below, sorted by their clash magnitude.

Atom-1	Atom-2	Interatomic distance (Å)	Clash overlap (Å)
10:B9:87:LYS:NZ	11:BA:1187:C:OP2	1.62	1.32
11:DA:1377:A:OP2	17:DG:54:LYS:NZ	1.65	1.29
11:BA:1377:A:OP2	17:BG:54:LYS:NZ	1.67	1.25
11:DA:1214:A:OP1	29:DS:64:LYS:NZ	1.71	1.23
9:D8:81:ARG:NH2	11:DA:1505:C:OP2	1.73	1.20
15:CE:141:ARG:NH1	36:CZ:25:ASP:OD2	1.76	1.17
15:BE:141:ARG:NH1	36:BZ:25:ASP:OD2	1.75	1.17
10:C9:87:LYS:NZ	11:CA:1187:C:OP2	1.77	1.17
15:DE:141:ARG:NH1	36:DZ:25:ASP:OD2	1.76	1.15
36:DZ:45:SER:O	36:DZ:74:ARG:NH1	1.81	1.14
36:AZ:45:SER:O	36:AZ:74:ARG:NH1	1.81	1.13
11:CA:1214:A:OP1	29:CS:64:LYS:NZ	1.80	1.12
36:BZ:45:SER:O	36:BZ:74:ARG:NH1	1.83	1.11
36:CZ:45:SER:O	36:CZ:74:ARG:NH1	1.83	1.10
15:AE:141:ARG:NH1	36:AZ:25:ASP:OD2	1.84	1.10
11:CA:1266:G:O6	39:CA:2240:HOH:O	1.71	1.09
3:A2:145:ARG:NH1	11:AA:183:G:O6	1.86	1.08
11:DA:1400:G:OP2	39:DA:8216:HOH:O	1.74	1.05
2:A1:68:ARG:HH12	6:A5:101:ILE:HD11	1.16	1.04
10:A9:156:LYS:NZ	7:D6:58:SER:O	1.91	1.02
11:AA:391:A:O2'	11:AA:392:A:OP2	1.80	1.00
11:CA:1580:U:H5''	19:CI:74:SER:HB2	1.43	1.00
11:AA:1400:G:OP2	39:AA:2388:HOH:O	1.79	0.99
13:BC:196:GLU:HG3	13:BC:203:PHE:HB3	1.44	0.99
13:CC:196:GLU:HG3	13:CC:203:PHE:HB3	1.44	0.99
11:CA:676:C:O2'	11:CA:677:G:OP2	1.80	0.99
11:AA:229:A:O2'	11:AA:230:A:OP2	1.80	0.98
11:BA:1200:G:O6	31:CU:91:LYS:NZ	1.94	0.98
11:BA:391:A:O2'	11:BA:392:A:OP2	1.81	0.98
11:BA:1214:A:OP1	29:BS:64:LYS:NZ	1.95	0.98

Continued on next page...

Continued from previous page...

Atom-1	Atom-2	Interatomic distance (Å)	Clash overlap (Å)
11:DA:391:A:O2'	11:DA:392:A:OP2	1.80	0.98
11:CA:391:A:O2'	11:CA:392:A:OP2	1.80	0.98
6:D5:8:ALA:HB1	11:DA:1744:U:H5'	1.44	0.98
11:AA:416:C:O2'	11:AA:417:A:OP2	1.81	0.97
11:DA:416:C:O2'	11:DA:417:A:OP2	1.82	0.97
13:AC:196:GLU:HG3	13:AC:203:PHE:HB3	1.45	0.97
11:CA:416:C:O2'	11:CA:417:A:OP2	1.81	0.97
11:CA:1400:G:OP2	39:CA:2236:HOH:O	1.83	0.96
13:DC:196:GLU:HG3	13:DC:203:PHE:HB3	1.44	0.96
11:DA:1213:G:H4'	29:DS:83:THR:HA	1.47	0.96
13:DC:9:ASN:HB3	13:DC:12:LYS:HB3	1.46	0.96
11:DA:873:G:H1	11:DA:895:U:H3	1.13	0.96
11:CA:873:G:H1	11:CA:895:U:H3	1.13	0.96
11:DA:1318:C:OP1	20:DJ:51:LYS:NZ	1.98	0.96
11:DA:1580:U:H5''	19:DI:74:SER:HB2	1.46	0.96
11:BA:416:C:O2'	11:BA:417:A:OP2	1.82	0.96
11:BA:873:G:H1	11:BA:895:U:H3	1.12	0.96
11:CA:797:A:H61	11:CA:835:U:H3	1.14	0.96
11:AA:647:U:O2'	11:AA:649:U:OP2	1.83	0.95
11:CA:273:A:O2'	11:CA:274:C:OP2	1.84	0.95
11:CA:947:C:OP2	25:CO:7:LYS:NZ	2.00	0.95
11:AA:873:G:H1	11:AA:895:U:H3	1.12	0.95
11:AA:654:U:H1'	11:AA:656:G:H21	1.28	0.95
11:AA:1226:U:OP1	31:AU:34:ARG:NH1	2.00	0.95
10:D9:73:LYS:NZ	11:DA:1157:U:OP1	1.98	0.95
10:D9:87:LYS:NZ	11:DA:1187:C:OP2	2.00	0.95
11:CA:647:U:O2'	11:CA:649:U:OP2	1.83	0.95
28:CR:118:GLN:N	28:CR:139:GLU:OE2	1.99	0.94
28:CR:23:TRP:HB2	28:CR:47:ARG:HG3	1.48	0.94
11:DA:273:A:O2'	11:DA:274:C:OP2	1.84	0.94
11:DA:1166:A:OP2	20:DJ:73:GLY:HA3	1.67	0.94
28:DR:118:GLN:N	28:DR:139:GLU:OE2	2.00	0.94
11:AA:500:U:OP2	34:AX:28:ARG:NH2	2.01	0.94
11:BA:1226:U:OP1	31:BU:34:ARG:NH1	2.01	0.94
11:DA:947:C:OP2	25:DO:7:LYS:NZ	2.00	0.94
11:AA:273:A:O2'	11:AA:274:C:OP2	1.86	0.94
11:AA:1580:U:H5''	19:AI:74:SER:HB2	1.49	0.94
19:CI:71:VAL:HG21	19:CI:83:ILE:HG12	1.50	0.94
11:DA:797:A:H61	11:DA:835:U:H3	1.13	0.94
11:AA:4:C:O2'	14:AD:17:ARG:NH2	2.01	0.94
8:A7:6:LYS:NZ	31:AU:27:LYS:HZ1	1.64	0.93

Continued on next page...

Continued from previous page...

Atom-1	Atom-2	Interatomic distance (Å)	Clash overlap (Å)
13:CC:9:ASN:HB3	13:CC:12:LYS:HB3	1.49	0.93
8:D7:6:LYS:HZ1	31:DU:27:LYS:NZ	1.65	0.93
15:AE:80:GLU:OE2	15:AE:187:LYS:NZ	2.01	0.93
15:DE:80:GLU:OE2	15:DE:187:LYS:NZ	1.99	0.93
19:BI:71:VAL:HG21	19:BI:83:ILE:HG12	1.51	0.93
11:AA:1486:U:O2'	11:AA:1487:A:OP2	1.86	0.93
36:AZ:40:PHE:HB2	36:AZ:43:ASP:HB2	1.51	0.93
36:DZ:40:PHE:HB2	36:DZ:43:ASP:HB2	1.50	0.93
19:AI:71:VAL:HG21	19:AI:83:ILE:HG12	1.51	0.93
6:B5:8:ALA:HB1	11:BA:1744:U:H5'	1.50	0.93
11:DA:81:A:OP2	39:DA:7767:HOH:O	1.85	0.93
28:DR:23:TRP:HB2	28:DR:47:ARG:HG3	1.50	0.93
11:DA:1486:U:O2'	11:DA:1487:A:OP2	1.85	0.93
28:AR:23:TRP:HB2	28:AR:47:ARG:HG3	1.49	0.92
28:BR:118:GLN:N	28:BR:139:GLU:OE2	2.01	0.92
11:AA:1214:A:OP1	29:AS:64:LYS:NZ	2.02	0.92
28:AR:118:GLN:N	28:AR:139:GLU:OE2	2.01	0.92
11:CA:1452:G:O6	30:CT:11:LYS:NZ	2.02	0.92
11:DA:229:A:O2'	11:DA:230:A:OP2	1.86	0.92
15:BE:80:GLU:OE2	15:BE:187:LYS:NZ	2.02	0.92
36:CZ:40:PHE:HB2	36:CZ:43:ASP:HB2	1.52	0.92
12:AB:152:TYR:HA	36:AZ:74:ARG:HG2	1.51	0.92
11:BA:1486:U:O2'	11:BA:1487:A:OP2	1.87	0.92
11:CA:500:U:OP1	34:CX:28:ARG:NH2	2.01	0.92
13:BC:9:ASN:HB3	13:BC:12:LYS:HB3	1.51	0.92
13:AC:9:ASN:HB3	13:AC:12:LYS:HB3	1.49	0.92
28:BR:23:TRP:HB2	28:BR:47:ARG:HG3	1.51	0.92
19:DI:71:VAL:HG21	19:DI:83:ILE:HG12	1.51	0.92
11:AA:1166:A:OP2	20:AJ:73:GLY:HA3	1.70	0.91
6:C5:62:GLU:HB2	6:C5:65:GLY:HA3	1.52	0.91
15:CE:80:GLU:OE2	15:CE:187:LYS:NZ	2.01	0.91
11:BA:273:A:O2'	11:BA:274:C:OP2	1.85	0.91
11:BA:1450:G:OP1	30:BT:60:ARG:NH1	2.02	0.91
11:BA:1580:U:H5''	19:BI:74:SER:HB2	1.48	0.91
11:CA:1226:U:OP1	31:CU:34:ARG:NH1	2.02	0.91
6:A5:62:GLU:HB2	6:A5:65:GLY:HA3	1.53	0.91
11:CA:4:C:O2'	14:CD:17:ARG:NH2	2.02	0.91
11:DA:1494:U:O2'	11:DA:1495:U:OP1	1.87	0.91
11:BA:508:A:OP2	39:BA:6162:HOH:O	1.87	0.91
28:BR:93:SER:HG	28:BR:103:TRP:HE1	1.15	0.91
36:BZ:40:PHE:HB2	36:BZ:43:ASP:HB2	1.52	0.91

Continued on next page...

Continued from previous page...

Atom-1	Atom-2	Interatomic distance (Å)	Clash overlap (Å)
6:D5:62:GLU:HB2	6:D5:65:GLY:HA3	1.53	0.91
11:CA:1486:U:O2'	11:CA:1487:A:OP2	1.89	0.90
11:DA:604:G:O2'	11:DA:605:U:OP2	1.88	0.90
11:BA:63:U:H5'	11:BA:64:U:OP2	1.71	0.90
6:C5:7:ASN:ND2	11:CA:1750:A:OP1	2.04	0.90
11:BA:1012:C:HO2'	18:BH:2:VAL:N	1.69	0.90
10:A9:73:LYS:NZ	11:AA:1159:U:OP1	2.04	0.90
2:B1:21:ARG:NH1	11:BA:1591:C:O2	2.05	0.90
11:AA:797:A:H61	11:AA:835:U:H3	1.13	0.90
6:B5:7:ASN:ND2	11:BA:1750:A:OP1	2.03	0.90
11:BA:469:A:H2'	11:BA:470:G:H8	1.37	0.90
28:CR:178:ASN:HD22	23:DM:110:ARG:HH11	1.18	0.90
11:AA:63:U:H5'	11:AA:64:U:OP2	1.72	0.90
11:BA:1608:C:H4'	11:BA:1609:C:H5''	1.54	0.90
6:A5:7:ASN:ND2	11:AA:1750:A:OP1	2.04	0.89
11:DA:1311:C:O2'	11:DA:1313:G:N7	2.05	0.89
11:DA:63:U:H5'	11:DA:64:U:OP2	1.73	0.89
11:AA:797:A:N6	11:AA:835:U:H3	1.70	0.89
11:BA:1506:G:O2'	11:BA:1507:U:OP2	1.91	0.89
11:CA:229:A:O2'	11:CA:230:A:OP2	1.90	0.89
11:BA:947:C:OP2	25:BO:7:LYS:NZ	2.05	0.89
11:DA:989:G:N7	39:DA:7205:HOH:O	2.06	0.89
8:A7:6:LYS:HZ1	31:AU:27:LYS:HZ1	0.90	0.89
11:BA:797:A:N6	11:BA:835:U:H3	1.70	0.89
6:A5:42:ARG:HH22	21:AK:107:GLN:HG3	1.38	0.89
11:CA:797:A:N6	11:CA:835:U:H3	1.71	0.89
11:CA:11:A:OP1	39:CA:2006:HOH:O	1.89	0.88
6:D5:7:ASN:ND2	11:DA:1750:A:OP1	2.06	0.88
11:DA:797:A:N6	11:DA:835:U:H3	1.71	0.88
11:BA:1318:C:OP1	20:BJ:51:LYS:NZ	2.06	0.88
11:DA:1428:C:OP1	39:DA:8116:HOH:O	1.92	0.88
6:A5:45:VAL:HG13	6:A5:49:SER:HB3	1.56	0.88
6:B5:62:GLU:HB2	6:B5:65:GLY:HA3	1.53	0.88
11:AA:1032:U:H3	11:AA:1035:A:H62	1.22	0.88
5:C4:222:LYS:NZ	11:CA:864:U:OP2	2.07	0.88
3:A2:153:ARG:NH1	11:AA:189:C:O2	2.07	0.88
11:AA:604:G:O2'	11:AA:605:U:OP2	1.90	0.88
11:CA:1608:C:H4'	11:CA:1609:C:H5''	1.56	0.88
6:D5:45:VAL:HG13	6:D5:49:SER:HB3	1.54	0.88
11:DA:108:A:O2'	27:DQ:66:ARG:NH1	2.07	0.88
6:B5:45:VAL:HG13	6:B5:49:SER:HB3	1.55	0.88

Continued on next page...

Continued from previous page...

Atom-1	Atom-2	Interatomic distance (Å)	Clash overlap (Å)
6:C5:8:ALA:HB1	11:CA:1744:U:H5'	1.54	0.88
11:DA:1608:C:H4'	11:DA:1609:C:H5''	1.57	0.87
15:DE:155:ILE:HD11	15:DE:197:ILE:HD11	1.55	0.87
11:AA:947:C:OP2	25:AO:7:LYS:NZ	2.07	0.87
15:BE:155:ILE:HD11	15:BE:197:ILE:HD11	1.56	0.87
11:AA:559:C:OP1	11:AA:559:C:H4'	1.74	0.87
11:CA:1311:C:O2'	11:CA:1313:G:N7	2.06	0.87
11:BA:1185:C:N4	39:BA:6569:HOH:O	2.08	0.87
6:C5:45:VAL:HG13	6:C5:49:SER:HB3	1.57	0.87
11:DA:469:A:H2'	11:DA:470:G:H8	1.38	0.87
11:CA:211:U:H4'	11:CA:212:A:OP1	1.75	0.87
11:CA:1263:G:N2	11:CA:1296:G:H22	1.72	0.87
11:CA:63:U:H5'	11:CA:64:U:OP2	1.74	0.87
11:BA:1032:U:H3	11:BA:1035:A:H62	1.23	0.87
28:BR:282:ASN:H	28:BR:290:PRO:HG2	1.40	0.87
9:A8:81:ARG:NH2	11:AA:1505:C:OP2	2.08	0.87
11:BA:1319:U:OP1	20:BJ:20:ARG:NH2	2.08	0.87
11:CA:108:A:O2'	27:CQ:66:ARG:NH1	2.08	0.86
11:AA:1452:G:O6	30:AT:11:LYS:NZ	2.07	0.86
11:BA:559:C:H4'	11:BA:559:C:OP1	1.75	0.86
11:BA:789:A:OP1	39:BA:6170:HOH:O	1.93	0.86
10:D9:103:LEU:HG	31:DU:58:LEU:HD23	1.57	0.86
11:CA:1420:U:OP2	39:CA:2269:HOH:O	1.93	0.86
11:AA:1311:C:O2'	11:AA:1313:G:N7	2.07	0.86
11:AA:1399:G:OP1	39:AA:2388:HOH:O	1.92	0.86
11:AA:1450:G:OP1	30:AT:60:ARG:NH1	2.08	0.86
11:AA:1608:C:H4'	11:AA:1609:C:H5''	1.55	0.86
11:DA:676:C:O2'	11:DA:677:G:OP2	1.91	0.86
11:DA:1486:U:O2'	13:DC:9:ASN:HA	1.75	0.86
12:DB:152:TYR:HA	36:DZ:74:ARG:HG2	1.55	0.86
11:DA:654:U:H1'	11:DA:656:G:H21	1.40	0.86
11:DA:789:A:OP1	39:DA:7828:HOH:O	1.93	0.86
11:DA:1506:G:O2'	11:DA:1507:U:OP2	1.94	0.86
11:AA:1012:C:HO2'	18:AH:2:VAL:N	1.73	0.86
11:CA:1506:G:O2'	11:CA:1507:U:OP2	1.92	0.86
15:CE:155:ILE:HD11	15:CE:197:ILE:HD11	1.54	0.86
11:BA:413:C:OP1	35:BY:87:ARG:NH2	2.09	0.86
11:BA:797:A:H61	11:BA:835:U:H3	1.14	0.86
6:D5:97:ARG:O	11:DA:1750:A:O2'	1.94	0.86
10:A9:88:HIS:CD2	11:AA:1219:U:H5''	2.10	0.86
11:AA:673:A:H2'	11:AA:675:A:H62	1.41	0.86

Continued on next page...

Continued from previous page...

Atom-1	Atom-2	Interatomic distance (Å)	Clash overlap (Å)
33:AW:108:LYS:HB2	33:AW:110:ARG:HE	1.41	0.86
11:CA:1012:C:HO2'	18:CH:2:VAL:N	1.73	0.86
11:DA:1032:U:H3	11:DA:1035:A:H62	1.23	0.86
11:DA:1450:G:OP1	30:DT:60:ARG:NH1	2.08	0.86
28:DR:47:ARG:O	28:DR:49:LYS:N	2.09	0.86
28:DR:93:SER:HG	28:DR:103:TRP:HE1	1.22	0.86
11:AA:211:U:H4'	11:AA:212:A:OP1	1.74	0.86
12:BB:77:TYR:HD1	12:BB:164:THR:HG23	1.41	0.86
11:CA:1494:U:O2'	11:CA:1495:U:OP1	1.93	0.86
33:CW:108:LYS:HB2	33:CW:110:ARG:HE	1.40	0.86
23:BM:136:GLN:HE21	23:BM:136:GLN:H	1.24	0.85
9:D8:43:VAL:HG21	23:DM:25:LYS:HB2	1.57	0.85
11:DA:4:C:O2'	14:DD:17:ARG:NH2	2.07	0.85
12:DB:77:TYR:HD1	12:DB:164:THR:HG23	1.40	0.85
11:AA:1494:U:O2'	11:AA:1495:U:OP1	1.93	0.85
11:BA:1311:C:O2'	11:BA:1313:G:N7	2.09	0.85
11:CA:604:G:O2'	11:CA:605:U:OP2	1.92	0.85
11:BA:265:C:OP1	35:BY:180:GLN:NE2	2.07	0.85
11:BA:1399:G:OP1	39:BA:6592:HOH:O	1.95	0.85
11:BA:1452:G:O6	30:BT:11:LYS:NZ	2.09	0.85
28:BR:47:ARG:O	28:BR:49:LYS:N	2.09	0.85
11:BA:229:A:H1'	11:BA:230:A:C8	2.09	0.85
28:CR:282:ASN:H	28:CR:290:PRO:HG2	1.41	0.85
11:AA:1263:G:N2	11:AA:1296:G:H22	1.74	0.85
11:BA:604:G:O2'	11:BA:605:U:OP2	1.93	0.85
11:BA:1263:G:N2	11:BA:1296:G:H22	1.74	0.85
12:CB:77:TYR:HD1	12:CB:164:THR:HG23	1.39	0.85
6:C5:87:ARG:NH1	11:CA:1126:C:OP1	2.10	0.85
11:DA:1263:G:N2	11:DA:1296:G:H22	1.74	0.85
11:DA:1452:G:O6	30:DT:11:LYS:NZ	2.09	0.85
11:AA:121:U:H4'	33:AW:150:ARG:NH1	1.91	0.85
11:AA:1001:A:O2'	11:AA:1002:U:OP2	1.94	0.85
28:AR:47:ARG:O	28:AR:49:LYS:N	2.08	0.85
28:AR:282:ASN:H	28:AR:290:PRO:HG2	1.42	0.85
11:BA:1166:A:OP2	20:BJ:73:GLY:HA3	1.77	0.85
11:DA:559:C:OP1	11:DA:559:C:H4'	1.76	0.85
11:BA:1473:G:OP2	30:BT:102:LYS:NZ	2.09	0.85
14:CD:106:GLU:HA	14:CD:111:THR:HG21	1.59	0.85
28:DR:282:ASN:H	28:DR:290:PRO:HG2	1.41	0.85
15:AE:155:ILE:HD11	15:AE:197:ILE:HD11	1.57	0.85
11:BA:227:G:H4'	11:BA:227:G:OP1	1.76	0.85

Continued on next page...

Continued from previous page...

Atom-1	Atom-2	Interatomic distance (Å)	Clash overlap (Å)
11:CA:10:G:O6	11:CA:1117:U:N3	2.10	0.85
11:CA:559:C:OP1	11:CA:559:C:H4'	1.76	0.85
11:AA:1185:C:N4	39:AA:2382:HOH:O	2.10	0.84
28:CR:47:ARG:O	28:CR:49:LYS:N	2.09	0.84
11:CA:1032:U:H3	11:CA:1035:A:H62	1.23	0.84
11:DA:467:A:OP2	14:DD:126:ARG:NH2	2.10	0.84
11:AA:1506:G:O2'	11:AA:1507:U:OP2	1.94	0.84
11:BA:755:G:H5''	14:BD:7:ASN:HB2	1.58	0.84
11:DA:1226:U:OP1	31:DU:34:ARG:NH1	2.11	0.84
14:DD:62:LEU:HD11	14:DD:68:ARG:NH1	1.92	0.84
11:DA:1001:A:O2'	11:DA:1002:U:OP2	1.96	0.84
11:AA:1189:A:N6	24:AN:3:ASN:OD1	2.10	0.84
11:BA:211:U:H4'	11:BA:212:A:OP1	1.76	0.84
11:CA:654:U:H1'	11:CA:656:G:H21	1.42	0.84
11:CA:1001:A:O2'	11:CA:1002:U:OP2	1.96	0.84
14:CD:62:LEU:HD11	14:CD:68:ARG:NH1	1.91	0.84
10:D9:132:HIS:CD2	10:D9:143:ILE:HB	2.13	0.84
11:DA:413:C:OP1	35:DY:87:ARG:NH2	2.08	0.84
33:DW:108:LYS:HB2	33:DW:110:ARG:HE	1.41	0.84
11:BA:608:C:OP1	39:BA:6373:HOH:O	1.95	0.84
10:C9:95:LEU:HD11	31:CU:29:LEU:HD12	1.60	0.84
14:AD:106:GLU:HA	14:AD:111:THR:HG21	1.60	0.84
33:AW:200:ILE:HG12	33:AW:210:CYS:HB2	1.60	0.84
23:BM:126:ARG:NH1	29:BS:128:TYR:OH	2.10	0.84
11:DA:1505:C:H4'	11:DA:1511:A:N6	1.93	0.84
3:B2:145:ARG:NH1	11:BA:183:G:O6	2.11	0.84
12:BB:201:LYS:NZ	32:BV:82:LEU:HD22	1.93	0.84
14:BD:106:GLU:HA	14:BD:111:THR:HG21	1.59	0.83
14:BD:62:LEU:HD11	14:BD:68:ARG:NH1	1.93	0.83
11:CA:391:A:HO2'	11:CA:392:A:P	2.01	0.83
11:CA:1166:A:OP2	20:CJ:73:GLY:HA3	1.79	0.83
33:BW:108:LYS:HB2	33:BW:110:ARG:HE	1.41	0.83
6:C5:97:ARG:O	11:CA:1750:A:O2'	1.95	0.83
11:CA:81:A:OP2	39:CA:2023:HOH:O	1.94	0.83
22:CL:7:ARG:HH11	22:CL:7:ARG:HG3	1.43	0.83
11:BA:1494:U:O2'	11:BA:1495:U:OP1	1.94	0.83
11:DA:770:G:H2'	11:DA:771:A:C8	2.13	0.83
11:BA:209:G:H5'	11:BA:210:A:H5'	1.60	0.83
9:D8:44:PHE:HE2	23:DM:8:GLU:HG3	1.42	0.83
35:BY:167:THR:HG22	35:BY:169:LYS:H	1.44	0.83
11:CA:1164:C:O3'	19:CI:142:LYS:NZ	2.10	0.83

Continued on next page...

Continued from previous page...

Atom-1	Atom-2	Interatomic distance (Å)	Clash overlap (Å)
11:DA:986:G:OP1	39:DA:7879:HOH:O	1.95	0.83
11:DA:1185:C:N4	39:DA:8148:HOH:O	2.11	0.83
2:B1:7:THR:HG23	2:B1:33:SER:HB2	1.60	0.83
11:DA:894:U:H3	21:DK:55:ARG:HH22	1.27	0.83
33:BW:200:ILE:HG12	33:BW:210:CYS:HB2	1.61	0.83
11:AA:246:U:OP1	27:AQ:33:TYR:OH	1.96	0.83
11:BA:1556:G:N2	11:BA:1583:A:OP2	2.12	0.83
39:C5:2002:HOH:O	11:CA:920:G:OP2	1.95	0.83
28:CR:255:GLY:H	28:CR:279:LYS:NZ	1.76	0.83
14:DD:106:GLU:HA	14:DD:111:THR:HG21	1.60	0.83
5:A4:222:LYS:NZ	11:AA:864:U:OP2	2.10	0.82
11:BA:406:U:O2	11:BA:409:G:N2	2.11	0.82
35:CY:167:THR:HG22	35:CY:169:LYS:H	1.44	0.82
8:D7:6:LYS:HZ1	31:DU:27:LYS:HZ1	1.25	0.82
6:B5:42:ARG:HH22	21:BK:107:GLN:HG3	1.42	0.82
12:BB:152:TYR:HA	36:BZ:74:ARG:HG2	1.62	0.82
23:DM:136:GLN:HE21	23:DM:136:GLN:H	1.26	0.82
2:A1:7:THR:HG23	2:A1:33:SER:HB2	1.61	0.82
11:BA:220:A:H3'	11:BA:221:A:H8	1.45	0.82
10:A9:156:LYS:HB3	7:D6:60:ILE:HD11	1.60	0.82
11:AA:1473:G:OP2	30:AT:102:LYS:NZ	2.11	0.82
11:BA:469:A:N6	39:BA:6084:HOH:O	2.12	0.82
11:CA:378:A:H8	11:CA:378:A:OP2	1.62	0.82
11:DA:1399:G:OP1	39:DA:8216:HOH:O	1.97	0.82
11:AA:406:U:O2	11:AA:409:G:N2	2.12	0.82
11:AA:770:G:H2'	11:AA:771:A:C8	2.14	0.82
12:AB:77:TYR:HD1	12:AB:164:THR:HG23	1.43	0.82
11:AA:755:G:H5''	14:AD:7:ASN:HB2	1.61	0.82
11:BA:108:A:O2'	27:BQ:66:ARG:NH1	2.11	0.82
11:BA:482:A:H5'	11:BA:483:C:OP2	1.79	0.82
11:CA:353:G:OP1	39:CA:2061:HOH:O	1.97	0.82
11:CA:1318:C:OP1	20:CJ:51:LYS:NZ	2.12	0.82
11:CA:1556:G:N2	11:CA:1583:A:OP2	2.13	0.82
24:DN:39:ARG:HG2	24:DN:39:ARG:HH11	1.45	0.82
11:CA:406:U:O2	11:CA:409:G:N2	2.12	0.82
11:CA:232:G:O2'	11:CA:233:U:OP1	1.96	0.82
33:CW:200:ILE:HG12	33:CW:210:CYS:HB2	1.60	0.82
23:AM:136:GLN:H	23:AM:136:GLN:HE21	1.26	0.82
35:AY:167:THR:HG22	35:AY:169:LYS:H	1.44	0.82
28:BR:255:GLY:H	28:BR:279:LYS:NZ	1.78	0.82
2:C1:7:THR:HG23	2:C1:33:SER:HB2	1.61	0.82

Continued on next page...

Continued from previous page...

Atom-1	Atom-2	Interatomic distance (Å)	Clash overlap (Å)
11:CA:770:G:H2'	11:CA:771:A:C8	2.14	0.82
14:CD:53:ARG:NH2	15:CE:175:ARG:O	2.13	0.82
6:B5:97:ARG:O	11:BA:1750:A:O2'	1.97	0.81
12:CB:152:TYR:HA	36:CZ:74:ARG:HG2	1.60	0.81
11:CA:679:U:H3	11:CA:722:A:H61	1.26	0.81
11:DA:391:A:HO2'	11:DA:392:A:P	2.03	0.81
35:DY:167:THR:HG22	35:DY:169:LYS:H	1.44	0.81
11:AA:615:A:H5'	11:AA:616:A:OP2	1.81	0.81
11:BA:770:G:H2'	11:BA:771:A:C8	2.15	0.81
11:CA:1265:U:O4	39:CA:2238:HOH:O	1.99	0.81
2:D1:7:THR:HG23	2:D1:33:SER:HB2	1.61	0.81
28:DR:255:GLY:H	28:DR:279:LYS:NZ	1.78	0.81
14:AD:62:LEU:HD11	14:AD:68:ARG:NH1	1.94	0.81
11:BA:378:A:H8	11:BA:378:A:OP2	1.62	0.81
28:DR:297:GLU:HG3	28:DR:310:PRO:HD3	1.63	0.81
11:AA:1123:G:H4'	11:AA:1124:A:OP2	1.80	0.81
11:BA:81:A:OP2	39:BA:6142:HOH:O	1.97	0.81
23:CM:136:GLN:HE21	23:CM:136:GLN:H	1.25	0.81
3:D2:140:ASN:H	3:D2:140:ASN:HD22	1.29	0.81
3:A2:175:CYS:HB3	3:A2:191:LEU:HD21	1.60	0.81
11:AA:378:A:OP2	11:AA:378:A:H8	1.64	0.81
11:AA:413:C:OP1	35:AY:87:ARG:NH2	2.13	0.81
11:AA:629:A:OP1	39:AA:2136:HOH:O	1.99	0.81
13:AC:146:LYS:HD2	13:AC:151:LYS:HZ2	1.46	0.81
4:B3:113:ARG:NH2	11:BA:633:U:OP1	2.14	0.81
11:CA:121:U:H4'	33:CW:150:ARG:NH1	1.95	0.81
11:CA:1123:G:H4'	11:CA:1124:A:OP2	1.79	0.81
11:DA:1505:C:H4'	11:DA:1511:A:H61	1.44	0.81
3:C2:175:CYS:HB3	3:C2:191:LEU:HD21	1.60	0.81
35:CY:137:ARG:NH1	35:CY:181:ARG:HE	1.79	0.81
17:AG:58:LYS:HE2	17:AG:66:ARG:HH21	1.46	0.81
24:AN:39:ARG:HG2	24:AN:39:ARG:HH11	1.44	0.81
11:DA:920:G:OP2	39:DA:7043:HOH:O	1.98	0.81
33:DW:200:ILE:HG12	33:DW:210:CYS:HB2	1.62	0.81
11:CA:222:U:O2	11:CA:814:A:N6	2.13	0.81
30:CT:29:ALA:HB1	30:CT:31:LYS:HG3	1.62	0.81
3:D2:175:CYS:HB3	3:D2:191:LEU:HD21	1.60	0.81
11:DA:378:A:OP2	11:DA:378:A:H8	1.63	0.81
11:AA:1508:G:O2'	11:AA:1509:U:OP2	1.99	0.80
11:BA:515:U:O4	39:BA:6061:HOH:O	1.99	0.80
11:BA:963:G:N7	39:BA:6228:HOH:O	2.13	0.80

Continued on next page...

Continued from previous page...

Atom-1	Atom-2	Interatomic distance (Å)	Clash overlap (Å)
11:BA:1479:G:H3'	11:BA:1480:U:H6	1.46	0.80
24:BN:39:ARG:HH11	24:BN:39:ARG:HG2	1.44	0.80
3:C2:140:ASN:H	3:C2:140:ASN:HD22	1.29	0.80
20:CJ:41:ARG:NH1	20:CJ:104:PHE:HB3	1.97	0.80
11:DA:393:C:O2'	11:DA:394:G:H5'	1.80	0.80
11:AA:1449:G:OP1	30:AT:43:THR:OG1	1.98	0.80
35:AY:137:ARG:NH1	35:AY:181:ARG:HE	1.80	0.80
6:D5:42:ARG:HH22	21:DK:107:GLN:HG3	1.46	0.80
11:AA:1556:G:N2	11:AA:1583:A:OP2	2.15	0.80
11:BA:1123:G:H4'	11:BA:1124:A:OP2	1.79	0.80
17:CG:58:LYS:HE2	17:CG:66:ARG:HH21	1.47	0.80
11:DA:846:G:OP1	25:DO:123:ARG:NH1	2.14	0.80
11:AA:608:C:OP1	39:AA:2132:HOH:O	1.98	0.80
11:CA:1479:G:H3'	11:CA:1480:U:H6	1.46	0.80
20:CJ:41:ARG:HH12	20:CJ:104:PHE:HB3	1.46	0.80
11:DA:1123:G:H4'	11:DA:1124:A:OP2	1.80	0.80
28:AR:297:GLU:HG3	28:AR:310:PRO:HD3	1.63	0.80
3:A2:140:ASN:H	3:A2:140:ASN:HD22	1.30	0.80
11:CA:1647:U:H3	11:CA:1678:U:H3	1.29	0.80
11:DA:11:A:OP1	39:DA:7094:HOH:O	1.98	0.80
11:DA:211:U:H4'	11:DA:212:A:OP1	1.78	0.80
20:DJ:41:ARG:HH12	20:DJ:104:PHE:HB3	1.46	0.80
22:DL:7:ARG:HG3	22:DL:7:ARG:HH11	1.47	0.80
11:AA:1647:U:H3	11:AA:1678:U:H3	1.30	0.80
14:BD:38:ASN:HD21	14:BD:40:ARG:NH1	1.80	0.80
1:D0:22:LYS:HB2	10:D9:74:LYS:NZ	1.97	0.80
3:D2:2:GLY:N	11:DA:384:C:OP1	2.15	0.80
11:DA:406:U:O2	11:DA:409:G:N2	2.14	0.80
11:DA:615:A:H5'	11:DA:616:A:OP2	1.82	0.80
11:AA:392:A:H1'	33:AW:3:ARG:NH1	1.97	0.80
3:B2:175:CYS:HB3	3:B2:191:LEU:HD21	1.61	0.80
11:BA:920:G:OP2	39:BA:6012:HOH:O	2.00	0.80
11:CA:789:A:OP1	39:CA:2148:HOH:O	1.98	0.80
11:CA:1508:G:O2'	11:CA:1509:U:OP2	1.99	0.80
1:A0:103:LYS:NZ	1:A0:110:GLU:O	2.15	0.80
6:A5:8:ALA:HB1	11:AA:1744:U:H5'	1.62	0.80
11:BA:654:U:H1'	11:BA:656:G:H21	1.46	0.80
20:BJ:41:ARG:HH12	20:BJ:104:PHE:HB3	1.46	0.80
11:DA:613:A:OP1	39:DA:7988:HOH:O	2.00	0.80
11:BA:1001:A:O2'	11:BA:1002:U:OP2	1.99	0.80
11:BA:1263:G:H22	11:BA:1296:G:H1	1.29	0.80

Continued on next page...

Continued from previous page...

Atom-1	Atom-2	Interatomic distance (Å)	Clash overlap (Å)
11:BA:1400:G:OP2	39:BA:6592:HOH:O	1.99	0.80
14:CD:38:ASN:HD21	14:CD:40:ARG:NH1	1.79	0.80
11:BA:469:A:H2'	11:BA:470:G:C8	2.18	0.79
11:BA:1486:U:O2'	13:BC:9:ASN:HA	1.81	0.79
11:BA:1508:G:O2'	11:BA:1509:U:OP2	2.00	0.79
11:CA:1263:G:H22	11:CA:1296:G:H1	1.30	0.79
11:DA:1473:G:OP2	30:DT:102:LYS:NZ	2.14	0.79
11:DA:1479:G:H3'	11:DA:1480:U:H6	1.46	0.79
28:AR:94:SER:HB3	28:AR:124:VAL:HG22	1.63	0.79
1:B0:103:LYS:NZ	1:B0:110:GLU:O	2.15	0.79
11:BA:1428:C:OP1	39:BA:6555:HOH:O	1.99	0.79
11:BA:1647:U:H3	11:BA:1678:U:H3	1.29	0.79
20:BJ:41:ARG:NH1	20:BJ:104:PHE:HB3	1.96	0.79
28:BR:94:SER:HB3	28:BR:124:VAL:HG22	1.64	0.79
11:CA:1450:G:OP1	30:CT:60:ARG:NH1	2.14	0.79
33:CW:35:PRO:HD2	33:CW:85:PRO:HG2	1.64	0.79
3:D2:22:ARG:HD2	3:D2:25:ARG:HE	1.47	0.79
5:D4:222:LYS:NZ	11:DA:864:U:OP2	2.15	0.79
22:AL:7:ARG:HH11	22:AL:7:ARG:HG3	1.46	0.79
33:AW:35:PRO:HD2	33:AW:85:PRO:HG2	1.64	0.79
11:BA:615:A:H5'	11:BA:616:A:OP2	1.81	0.79
11:BA:1708:A:H5'	22:BL:62:GLN:HG3	1.62	0.79
24:CN:39:ARG:HG2	24:CN:39:ARG:HH11	1.45	0.79
11:DA:1263:G:H22	11:DA:1296:G:H1	1.30	0.79
20:DJ:41:ARG:NH1	20:DJ:104:PHE:HB3	1.96	0.79
33:DW:35:PRO:HD2	33:DW:85:PRO:HG2	1.65	0.79
20:AJ:41:ARG:NH1	20:AJ:104:PHE:HB3	1.96	0.79
3:B2:140:ASN:HD22	3:B2:140:ASN:H	1.30	0.79
10:B9:73:LYS:NZ	11:BA:1159:U:OP1	2.16	0.79
1:D0:103:LYS:NZ	1:D0:110:GLU:O	2.16	0.79
10:A9:95:LEU:HD11	31:AU:29:LEU:HD12	1.64	0.79
30:BT:29:ALA:HB1	30:BT:31:LYS:HG3	1.64	0.79
11:CA:649:U:H2'	11:CA:650:C:O4'	1.83	0.79
11:CA:1399:G:OP1	39:CA:2236:HOH:O	2.01	0.79
32:DV:17:ILE:HG22	32:DV:71:LEU:HD21	1.65	0.79
11:AA:353:G:OP1	39:AA:2064:HOH:O	1.99	0.79
20:AJ:41:ARG:HH12	20:AJ:104:PHE:HB3	1.46	0.79
28:AR:255:GLY:H	28:AR:279:LYS:NZ	1.78	0.79
11:AA:1299:C:OP1	13:AC:159:TYR:OH	1.99	0.79
11:BA:70:U:OP2	35:BY:171:LYS:NZ	2.16	0.79
1:B0:22:LYS:NZ	10:B9:76:LYS:HG2	1.98	0.79

Continued on next page...

Continued from previous page...

Atom-1	Atom-2	Interatomic distance (Å)	Clash overlap (Å)
3:B2:2:GLY:N	11:BA:384:C:OP1	2.15	0.79
6:A5:97:ARG:O	11:AA:1750:A:O2'	2.00	0.79
11:AA:219:C:H5'	11:AA:220:A:OP2	1.83	0.79
11:AA:393:C:O2'	11:AA:394:G:H5'	1.83	0.79
30:AT:29:ALA:HB1	30:AT:31:LYS:HG3	1.64	0.79
11:BA:760:G:N7	26:BP:9:LYS:NZ	2.30	0.79
35:BY:137:ARG:NH1	35:BY:181:ARG:HE	1.81	0.79
11:DA:1428:C:O2'	11:DA:1429:G:OP1	2.00	0.79
35:DY:137:ARG:NH1	35:DY:181:ARG:HE	1.81	0.79
1:B0:22:LYS:HG3	10:B9:74:LYS:HD3	1.65	0.78
29:CS:83:THR:HG23	29:CS:85:TYR:H	1.48	0.78
11:AA:1428:C:OP1	39:AA:2377:HOH:O	2.00	0.78
10:A9:128:HIS:HD1	11:AA:1222:U:HO2'	1.30	0.78
11:AA:1479:G:H3'	11:AA:1480:U:H6	1.46	0.78
11:BA:608:C:OP1	39:BA:6374:HOH:O	2.01	0.78
11:CA:70:U:OP2	35:CY:171:LYS:NZ	2.16	0.78
10:D9:92:HIS:CE1	11:DA:1201:G:OP2	2.36	0.78
11:DA:608:C:OP1	39:DA:7253:HOH:O	2.01	0.78
11:DA:1508:G:O2'	11:DA:1509:U:OP2	2.00	0.78
28:DR:94:SER:HB3	28:DR:124:VAL:HG22	1.64	0.78
11:AA:81:A:OP2	39:AA:2023:HOH:O	2.00	0.78
11:AA:508:A:OP2	39:AA:2017:HOH:O	2.00	0.78
11:BA:121:U:H4'	33:BW:150:ARG:NH1	1.97	0.78
28:CR:94:SER:HB3	28:CR:124:VAL:HG22	1.64	0.78
11:DA:209:G:H4'	11:DA:210:A:H5'	1.66	0.78
11:DA:755:G:H5''	14:DD:7:ASN:HB2	1.66	0.78
11:CA:608:C:OP1	39:CA:2130:HOH:O	2.00	0.78
9:D8:47:LYS:HB2	23:DM:6:GLU:HA	1.65	0.78
21:AK:34:MET:SD	21:AK:98:ARG:NH1	2.56	0.78
3:B2:22:ARG:HD2	3:B2:25:ARG:HE	1.47	0.78
11:DA:1556:G:N2	11:DA:1583:A:OP2	2.14	0.78
28:AR:93:SER:HG	28:AR:103:TRP:HE1	1.28	0.78
3:C2:153:ARG:NH1	11:CA:189:C:O2	2.17	0.78
11:AA:11:A:OP1	39:AA:2007:HOH:O	2.02	0.78
11:BA:393:C:O2'	11:BA:394:G:H5'	1.84	0.78
6:C5:42:ARG:HH22	21:CK:107:GLN:HG3	1.49	0.78
11:CA:615:A:H5'	11:CA:616:A:OP2	1.83	0.78
11:CA:846:G:H1	11:CA:938:U:H3	1.32	0.78
12:CB:62:ALA:O	36:CZ:64:LYS:NZ	2.17	0.78
23:CM:126:ARG:NH1	29:CS:128:TYR:OH	2.16	0.78
11:DA:1211:U:O2	11:DA:1218:C:N4	2.17	0.78

Continued on next page...

Continued from previous page...

Atom-1	Atom-2	Interatomic distance (Å)	Clash overlap (Å)
29:AS:83:THR:HG23	29:AS:85:TYR:H	1.48	0.78
28:BR:297:GLU:HG3	28:BR:310:PRO:HD3	1.64	0.78
17:CG:70:THR:HB	17:CG:150:ILE:HD12	1.65	0.78
28:CR:297:GLU:HG3	28:CR:310:PRO:HD3	1.64	0.78
8:D7:6:LYS:NZ	31:DU:27:LYS:NZ	2.32	0.78
11:DA:1647:U:H3	11:DA:1678:U:H3	1.30	0.78
23:DM:89:ILE:O	23:DM:97:ASN:ND2	2.17	0.78
11:AA:70:U:OP2	35:AY:171:LYS:NZ	2.15	0.78
29:DS:83:THR:HG23	29:DS:85:TYR:H	1.49	0.78
14:AD:38:ASN:HD21	14:AD:40:ARG:NH1	1.81	0.77
12:AB:80:ARG:NH2	32:AV:83:ASP:OD1	2.16	0.77
11:BA:232:G:O2'	11:BA:233:U:OP1	2.02	0.77
11:BA:894:U:H3	21:BK:55:ARG:HH22	1.31	0.77
29:BS:83:THR:HG23	29:BS:85:TYR:H	1.47	0.77
3:C2:22:ARG:HD2	3:C2:25:ARG:HE	1.48	0.77
11:DA:215:A:N6	11:DA:811:U:O4	2.18	0.77
21:DK:34:MET:SD	21:DK:98:ARG:NH1	2.58	0.77
30:DT:29:ALA:HB1	30:DT:31:LYS:HG3	1.64	0.77
11:AA:1277:U:OP1	39:AA:2392:HOH:O	2.00	0.77
11:CA:393:C:O2'	11:CA:394:G:H5'	1.83	0.77
11:DA:121:U:H4'	33:DW:150:ARG:NH1	1.98	0.77
11:DA:265:C:OP1	35:DY:180:GLN:NE2	2.16	0.77
11:DA:269:G:O6	11:DA:273:A:N6	2.18	0.77
11:BA:1211:U:O2	11:BA:1218:C:N4	2.18	0.77
33:BW:35:PRO:HD2	33:BW:85:PRO:HG2	1.65	0.77
9:C8:62:LYS:HG2	9:C8:111:VAL:HG21	1.67	0.77
11:CA:904:A:OP1	11:CA:994:C:O2'	2.00	0.77
26:AP:90:ARG:NH1	26:AP:98:LYS:HB2	1.99	0.77
28:AR:46:SER:OG	28:AR:48:ASP:OD1	2.02	0.77
11:BA:3:C:O2'	11:BA:4:C:OP1	2.02	0.77
11:CA:755:G:H5''	14:CD:7:ASN:HB2	1.65	0.77
14:DD:38:ASN:HD21	14:DD:40:ARG:NH1	1.82	0.77
11:CA:1449:G:OP1	30:CT:43:THR:OG1	2.02	0.77
23:CM:89:ILE:O	23:CM:97:ASN:ND2	2.18	0.77
28:CR:46:SER:OG	28:CR:48:ASP:OD1	2.02	0.77
1:D0:22:LYS:HB2	10:D9:74:LYS:HZ1	1.50	0.77
11:DA:3:C:O2'	11:DA:4:C:OP1	2.02	0.77
17:DG:58:LYS:HE2	17:DG:66:ARG:HH21	1.49	0.77
11:AA:613:A:OP1	39:AA:2366:HOH:O	2.02	0.77
23:AM:94:ASP:OD2	23:AM:98:TYR:OH	2.02	0.77
1:B0:22:LYS:N	10:B9:74:LYS:HZ3	1.82	0.77

Continued on next page...

Continued from previous page...

Atom-1	Atom-2	Interatomic distance (Å)	Clash overlap (Å)
17:BG:58:LYS:HE2	17:BG:66:ARG:HH21	1.49	0.77
11:CA:1419:G:OP1	39:CA:2270:HOH:O	2.02	0.77
19:CI:66:ASP:OD1	19:CI:66:ASP:N	2.17	0.77
17:DG:70:THR:HB	17:DG:150:ILE:HD12	1.66	0.77
3:A2:22:ARG:HD2	3:A2:25:ARG:HE	1.48	0.77
11:AA:1720:G:O2'	11:AA:1721:G:OP2	2.02	0.77
12:BB:62:ALA:O	36:BZ:64:LYS:NZ	2.18	0.77
14:BD:80:MET:HG2	14:BD:86:LEU:HD22	1.67	0.77
22:BL:7:ARG:HH11	22:BL:7:ARG:HG3	1.48	0.77
26:BP:90:ARG:NH1	26:BP:98:LYS:HB2	2.00	0.77
33:BW:224:LEU:HD23	33:BW:227:ILE:HD12	1.67	0.77
11:CA:613:A:OP1	39:CA:2139:HOH:O	2.02	0.77
11:CA:1185:C:N4	39:CA:2230:HOH:O	2.16	0.77
31:BU:4:GLN:HB2	31:BU:9:ASN:HD21	1.50	0.77
13:DC:35:ALA:HB2	13:DC:60:GLN:HB3	1.67	0.77
11:BA:221:A:N1	11:BA:814:A:N6	2.33	0.77
11:BA:1245:G:O2'	11:BA:1246:C:OP2	2.03	0.77
1:C0:103:LYS:NZ	1:C0:110:GLU:O	2.17	0.77
11:BA:245:A:H4'	11:BA:246:U:OP1	1.83	0.76
11:BA:1189:A:N6	24:BN:3:ASN:OD1	2.18	0.76
11:BA:1720:G:O2'	11:BA:1721:G:OP2	2.02	0.76
11:CA:1319:U:OP1	20:CJ:20:ARG:NH2	2.17	0.76
11:DA:1399:G:H21	20:DJ:72:GLU:HG2	1.50	0.76
11:BA:211:U:H3	11:BA:238:G:H22	1.32	0.76
11:BA:1171:G:OP2	24:BN:40:ARG:NH2	2.18	0.76
11:CA:894:U:H3	21:CK:55:ARG:HH22	1.33	0.76
3:D2:145:ARG:NH1	11:DA:183:G:O6	2.18	0.76
11:DA:1269:G:H5'	11:DA:1270:U:OP2	1.85	0.76
23:DM:94:ASP:OD2	23:DM:98:TYR:OH	2.02	0.76
11:AA:1486:U:O2'	13:AC:9:ASN:HA	1.85	0.76
11:BA:511:A:H2'	11:BA:512:C:H5''	1.67	0.76
27:BQ:66:ARG:HH21	27:BQ:128:ARG:HA	1.50	0.76
7:D6:5:LEU:H	18:DH:24:GLN:NE2	1.81	0.76
10:D9:92:HIS:HE1	11:DA:1201:G:OP2	1.69	0.76
14:DD:80:MET:HG2	14:DD:86:LEU:HD22	1.67	0.76
11:AA:3:C:O2'	11:AA:4:C:OP1	2.04	0.76
11:AA:789:A:OP1	39:AA:2142:HOH:O	2.03	0.76
27:AQ:66:ARG:HH21	27:AQ:128:ARG:HA	1.49	0.76
11:BA:109:U:OP1	39:BA:6145:HOH:O	2.03	0.76
11:BA:470:G:H1	11:BA:503:A:H61	1.33	0.76
11:CA:269:G:O6	11:CA:273:A:N6	2.18	0.76

Continued on next page...

Continued from previous page...

Atom-1	Atom-2	Interatomic distance (Å)	Clash overlap (Å)
26:DP:90:ARG:NH1	26:DP:98:LYS:HB2	2.00	0.76
32:DV:43:SER:HB2	32:DV:46:LEU:HB2	1.67	0.76
10:B9:112:GLN:O	11:CA:534:A:N6	2.19	0.76
27:BQ:2:ASP:HA	27:BQ:51:THR:HG21	1.68	0.76
29:BS:86:ARG:HB3	29:BS:122:ALA:HB2	1.67	0.76
11:CA:222:U:H3	11:CA:235:A:H61	1.28	0.76
11:CA:1211:U:O2	11:CA:1218:C:N4	2.18	0.76
11:CA:1531:G:N7	39:CA:2289:HOH:O	2.18	0.76
31:CU:4:GLN:HB2	31:CU:9:ASN:HD21	1.51	0.76
11:AA:1211:U:O2	11:AA:1218:C:N4	2.18	0.76
11:BA:531:A:N3	39:BA:6082:HOH:O	2.18	0.76
11:BA:846:G:OP1	25:BO:123:ARG:NH1	2.19	0.76
11:CA:1299:C:OP1	13:CC:159:TYR:OH	2.03	0.76
28:CR:240:TRP:HE3	28:CR:245:LEU:HD22	1.51	0.76
11:DA:892:G:HO2'	11:DA:893:A:H8	1.31	0.76
11:AA:1143:A:H2'	11:AA:1144:A:C8	2.21	0.76
19:BI:31:LEU:HD13	19:BI:38:ILE:HD11	1.68	0.76
33:CW:125:LEU:HD12	33:CW:238:ILE:HD11	1.67	0.76
6:A5:56:LYS:HG3	21:AK:120:ALA:HB1	1.68	0.76
11:AA:846:G:H1	11:AA:938:U:H3	1.33	0.76
11:BA:1269:G:H5'	11:BA:1270:U:OP2	1.86	0.76
11:CA:1171:G:OP2	24:CN:40:ARG:NH2	2.19	0.76
11:CA:1269:G:H5'	11:CA:1270:U:OP2	1.85	0.76
26:CP:90:ARG:NH1	26:CP:98:LYS:HB2	1.99	0.76
33:DW:224:LEU:HD23	33:DW:227:ILE:HD12	1.67	0.76
9:A8:62:LYS:HG2	9:A8:111:VAL:HG21	1.68	0.76
11:AA:232:G:O2'	11:AA:233:U:OP1	2.03	0.76
11:AA:392:A:H1'	33:AW:3:ARG:HH11	1.51	0.76
11:AA:1444:U:OP1	17:AG:164:ILE:HG13	1.85	0.76
23:AM:89:ILE:O	23:AM:97:ASN:ND2	2.19	0.76
25:AO:86:LEU:HD12	25:AO:87:PRO:HD2	1.67	0.76
14:CD:80:MET:HG2	14:CD:86:LEU:HD22	1.68	0.76
17:CG:66:ARG:HH11	17:CG:66:ARG:HG3	1.51	0.76
11:AA:265:C:OP1	35:AY:180:GLN:NE2	2.19	0.76
11:BA:1186:G:H1	11:BA:1420:U:H3	1.34	0.76
1:C0:101:ASN:HD21	10:C9:77:LYS:NZ	1.84	0.76
11:CA:392:A:H1'	33:CW:3:ARG:NH1	2.01	0.76
10:D9:94:LYS:HA	11:DA:1201:G:OP2	1.86	0.76
19:AI:31:LEU:HD13	19:AI:38:ILE:HD11	1.68	0.75
19:AI:66:ASP:N	19:AI:66:ASP:OD1	2.17	0.75
28:DR:46:SER:OG	28:DR:48:ASP:OD1	2.02	0.75

Continued on next page...

Continued from previous page...

Atom-1	Atom-2	Interatomic distance (Å)	Clash overlap (Å)
17:AG:70:THR:HB	17:AG:150:ILE:HD12	1.68	0.75
31:AU:4:GLN:HB2	31:AU:9:ASN:HD21	1.49	0.75
3:B2:89:VAL:HG21	3:B2:102:LYS:HA	1.69	0.75
13:BC:35:ALA:HB2	13:BC:60:GLN:HB3	1.67	0.75
28:BR:46:SER:OG	28:BR:48:ASP:OD1	2.03	0.75
3:C2:31:ARG:NH2	11:CA:324:A:OP1	2.19	0.75
23:CM:94:ASP:OD2	23:CM:98:TYR:OH	2.03	0.75
11:DA:511:A:H2'	11:DA:512:C:H5''	1.67	0.75
11:DA:846:G:H1	11:DA:938:U:H3	1.33	0.75
28:AR:240:TRP:HE3	28:AR:245:LEU:HD22	1.52	0.75
11:CA:3:C:O2'	11:CA:4:C:OP1	2.03	0.75
11:DA:1441:C:O2	11:DA:1543:C:O2'	2.05	0.75
27:DQ:66:ARG:HH21	27:DQ:128:ARG:HA	1.50	0.75
33:AW:224:LEU:HD23	33:AW:227:ILE:HD12	1.68	0.75
33:BW:125:LEU:HD12	33:BW:238:ILE:HD11	1.68	0.75
11:CA:511:A:H2'	11:CA:512:C:H5''	1.67	0.75
15:CE:82:LEU:HD12	15:CE:212:LEU:HD21	1.69	0.75
27:CQ:66:ARG:HH21	27:CQ:128:ARG:HA	1.49	0.75
11:DA:172:U:H4'	11:DA:173:A:OP1	1.85	0.75
15:DE:82:LEU:HD12	15:DE:212:LEU:HD21	1.68	0.75
31:DU:4:GLN:HB2	31:DU:9:ASN:HD21	1.49	0.75
2:A1:62:ARG:HH11	6:A5:48:SER:HB3	1.52	0.75
11:AA:511:A:H2'	11:AA:512:C:H5''	1.67	0.75
10:B9:127:LYS:NZ	11:CA:534:A:N1	2.35	0.75
11:CA:846:G:OP1	25:CO:123:ARG:NH1	2.19	0.75
28:CR:178:ASN:HD22	23:DM:110:ARG:NH1	1.84	0.75
11:DA:1462:U:H4'	11:DA:1463:U:OP1	1.87	0.75
3:A2:89:VAL:HG21	3:A2:102:LYS:HA	1.69	0.75
11:AA:121:U:H4'	33:AW:150:ARG:HH12	1.50	0.75
23:AM:48:LYS:HD3	30:AT:39:GLN:HG2	1.68	0.75
3:C2:89:VAL:HG21	3:C2:102:LYS:HA	1.69	0.75
11:CA:1200:G:OP2	31:CU:28:GLY:HA2	1.87	0.75
32:CV:43:SER:HB2	32:CV:46:LEU:HB2	1.68	0.75
11:DA:469:A:H2'	11:DA:470:G:C8	2.22	0.75
3:A2:2:GLY:N	11:AA:384:C:OP1	2.20	0.75
11:BA:237:U:H1'	11:BA:238:G:OP1	1.86	0.75
11:BA:754:A:H4'	14:BD:9:SER:HB3	1.68	0.75
11:BA:1462:U:H4'	11:BA:1463:U:OP1	1.86	0.75
20:BJ:51:LYS:HB3	20:BJ:90:ASP:HB2	1.68	0.75
14:DD:5:TYR:HB3	33:DW:22:LYS:HE2	1.67	0.75
19:DI:31:LEU:HD13	19:DI:38:ILE:HD11	1.67	0.75

Continued on next page...

Continued from previous page...

Atom-1	Atom-2	Interatomic distance (Å)	Clash overlap (Å)
11:BA:229:A:O2'	11:BA:230:A:OP2	2.05	0.75
11:BA:1164:C:O3'	19:BI:142:LYS:NZ	2.20	0.75
27:CQ:2:ASP:HA	27:CQ:51:THR:HG21	1.69	0.75
20:DJ:51:LYS:HB3	20:DJ:90:ASP:HB2	1.68	0.75
27:DQ:77:THR:O	27:DQ:77:THR:OG1	2.04	0.75
33:DW:125:LEU:HD12	33:DW:238:ILE:HD11	1.69	0.75
11:AA:269:G:O6	11:AA:273:A:N6	2.19	0.75
13:AC:35:ALA:HB2	13:AC:60:GLN:HB3	1.67	0.75
27:AQ:2:ASP:HA	27:AQ:51:THR:HG21	1.69	0.75
10:B9:95:LEU:HD11	31:BU:29:LEU:HD12	1.67	0.75
11:BA:1143:A:H2'	11:BA:1144:A:C8	2.22	0.75
19:CI:31:LEU:HD13	19:CI:38:ILE:HD11	1.69	0.75
11:DA:245:A:H4'	11:DA:246:U:OP1	1.87	0.75
11:DA:589:G:OP2	39:DA:7366:HOH:O	2.04	0.75
11:DA:1245:G:O2'	11:DA:1246:C:OP2	2.05	0.75
6:A5:37:LYS:NZ	11:AA:911:A:OP2	2.20	0.74
10:B9:73:LYS:NZ	11:BA:1157:U:OP1	2.19	0.74
11:CA:1189:A:N6	24:CN:3:ASN:OD1	2.20	0.74
11:DA:69:A:H3'	35:DY:173:ARG:HH22	1.52	0.74
29:DS:86:ARG:HB3	29:DS:122:ALA:HB2	1.68	0.74
11:AA:327:G:H2'	11:AA:328:G:H5''	1.70	0.74
14:AD:5:TYR:HB3	33:AW:22:LYS:HE2	1.69	0.74
11:CA:1143:A:H2'	11:CA:1144:A:C8	2.21	0.74
11:DA:1319:U:OP1	20:DJ:20:ARG:NH2	2.14	0.74
11:AA:1399:G:H21	20:AJ:72:GLU:HG2	1.52	0.74
27:AQ:77:THR:O	27:AQ:77:THR:OG1	2.05	0.74
32:AV:43:SER:HB2	32:AV:46:LEU:HB2	1.69	0.74
11:BA:219:C:H5'	11:BA:220:A:OP2	1.87	0.74
11:BA:269:G:O6	11:BA:273:A:N6	2.19	0.74
11:AA:1269:G:H5'	11:AA:1270:U:OP2	1.87	0.74
20:AJ:51:LYS:HB3	20:AJ:90:ASP:HB2	1.69	0.74
15:BE:82:LEU:HD12	15:BE:212:LEU:HD21	1.69	0.74
28:BR:240:TRP:HE3	28:BR:245:LEU:HD22	1.52	0.74
29:CS:86:ARG:HB3	29:CS:122:ALA:HB2	1.69	0.74
11:DA:1012:C:HO2'	18:DH:2:VAL:N	1.85	0.74
29:AS:86:ARG:HB3	29:AS:122:ALA:HB2	1.68	0.74
11:BA:846:G:H1	11:BA:938:U:H3	1.33	0.74
27:DQ:2:ASP:HA	27:DQ:51:THR:HG21	1.68	0.74
11:BA:11:A:OP1	39:BA:6039:HOH:O	2.05	0.74
11:CA:1186:G:H1	11:CA:1420:U:H3	1.35	0.74
20:CJ:51:LYS:HB3	20:CJ:90:ASP:HB2	1.68	0.74

Continued on next page...

Continued from previous page...

Atom-1	Atom-2	Interatomic distance (Å)	Clash overlap (Å)
11:AA:234:G:O2'	11:AA:235:A:O4'	2.06	0.74
11:AA:846:G:OP1	25:AO:123:ARG:NH1	2.21	0.74
11:BA:765:A:C6	26:BP:19:ARG:NH1	2.55	0.74
23:BM:89:ILE:O	23:BM:97:ASN:ND2	2.21	0.74
23:BM:94:ASP:OD2	23:BM:98:TYR:OH	2.03	0.74
11:CA:172:U:H4'	11:CA:173:A:OP1	1.86	0.74
11:CA:608:C:OP1	39:CA:2132:HOH:O	2.05	0.74
11:CA:1362:U:OP1	32:CV:59:LYS:NZ	2.20	0.74
13:CC:35:ALA:HB2	13:CC:60:GLN:HB3	1.68	0.74
13:CC:146:LYS:HD2	13:CC:151:LYS:HZ1	1.53	0.74
19:DI:66:ASP:N	19:DI:66:ASP:OD1	2.17	0.74
1:B0:62:GLY:N	11:BA:560:C:OP1	2.20	0.74
11:BA:676:C:O2'	11:BA:677:G:OP2	2.06	0.74
17:BG:66:ARG:HH11	17:BG:66:ARG:HG3	1.53	0.74
25:BO:86:LEU:HD12	25:BO:87:PRO:HD2	1.69	0.74
4:D3:113:ARG:NH2	11:DA:633:U:OP1	2.21	0.74
11:DA:1535:A:OP1	30:DT:87:LYS:NZ	2.21	0.74
28:DR:240:TRP:HE3	28:DR:245:LEU:HD22	1.51	0.74
4:A3:115:ARG:NH1	11:AA:632:U:C4	2.56	0.74
11:AA:108:A:O2'	27:AQ:66:ARG:NH1	2.19	0.74
11:AA:1186:G:H1	11:AA:1420:U:H3	1.35	0.74
15:AE:82:LEU:HD12	15:AE:212:LEU:HD21	1.70	0.74
11:BA:1176:A:N3	24:BN:9:HIS:NE2	2.33	0.74
10:C9:88:HIS:CD2	11:CA:1219:U:H5''	2.22	0.74
13:CC:228:ARG:HG3	28:CR:245:LEU:H	1.53	0.74
3:D2:89:VAL:HG21	3:D2:102:LYS:HA	1.70	0.74
8:D7:6:LYS:NZ	31:DU:27:LYS:HZ1	1.86	0.74
11:AA:1661:G:H4'	11:AA:1662:C:H5''	1.70	0.74
9:B8:81:ARG:NH2	11:BA:1505:C:OP2	2.20	0.74
11:DA:1155:A:N3	11:DA:1182:G:O2'	2.17	0.74
11:AA:1318:C:OP1	20:AJ:51:LYS:NZ	2.21	0.73
11:CA:629:A:OP1	39:CA:2141:HOH:O	2.04	0.73
21:CK:34:MET:SD	21:CK:98:ARG:NH1	2.61	0.73
8:A7:6:LYS:HZ1	31:AU:27:LYS:NZ	1.78	0.73
11:CA:589:G:OP2	39:CA:2120:HOH:O	2.05	0.73
6:D5:2:PRO:HD3	11:DA:1115:A:OP1	1.88	0.73
21:BK:34:MET:SD	21:BK:98:ARG:NH1	2.61	0.73
32:BV:43:SER:HB2	32:BV:46:LEU:HB2	1.69	0.73
11:DA:840:A:OP2	25:DO:66:ARG:NH2	2.22	0.73
11:DA:948:A:H3'	11:DA:949:A:H5''	1.69	0.73
11:BA:1661:G:H4'	11:BA:1662:C:H5''	1.70	0.73

Continued on next page...

Continued from previous page...

Atom-1	Atom-2	Interatomic distance (Å)	Clash overlap (Å)
11:CA:847:A:H61	11:CA:936:U:H3	1.37	0.73
11:CA:1154:U:O2'	11:CA:1156:A:N7	2.19	0.73
27:CQ:77:THR:O	27:CQ:77:THR:OG1	2.03	0.73
9:D8:62:LYS:HG2	9:D8:111:VAL:HG21	1.69	0.73
11:DA:1154:U:O2'	11:DA:1156:A:N7	2.17	0.73
11:DA:1518:G:OP2	23:DM:134:ARG:NH1	2.21	0.73
25:DO:86:LEU:HD12	25:DO:87:PRO:HD2	1.69	0.73
11:AA:1168:A:O2'	11:AA:1169:C:OP2	2.06	0.73
11:AA:1263:G:H22	11:AA:1296:G:H1	1.35	0.73
11:DA:508:A:OP2	39:DA:7814:HOH:O	2.04	0.73
11:DA:608:C:OP1	39:DA:7252:HOH:O	2.06	0.73
11:DA:1186:G:H1	11:DA:1420:U:H3	1.35	0.73
11:DA:1274:U:O4	39:DA:7943:HOH:O	2.07	0.73
4:A3:113:ARG:NH2	11:AA:633:U:OP1	2.22	0.73
13:AC:175:VAL:HG22	13:AC:188:LYS:HG2	1.69	0.73
29:AS:78:PRO:HG2	29:AS:98:ILE:HG12	1.71	0.73
5:B4:222:LYS:NZ	11:BA:864:U:OP2	2.19	0.73
17:BG:70:THR:HB	17:BG:150:ILE:HD12	1.69	0.73
28:BR:255:GLY:H	28:BR:279:LYS:HZ2	1.34	0.73
3:C2:10:LYS:HD2	11:CA:329:A:H5''	1.70	0.73
11:CA:531:A:N3	39:CA:2089:HOH:O	2.21	0.73
11:DA:246:U:OP1	27:DQ:33:TYR:OH	2.05	0.73
11:BA:194:G:O6	39:BA:6378:HOH:O	2.04	0.73
8:D7:6:LYS:NZ	31:DU:20:ASN:HD21	1.86	0.73
11:AA:1495:U:H4'	11:AA:1496:A:OP1	1.89	0.73
11:BA:1154:U:O2'	11:BA:1156:A:N7	2.18	0.73
11:CA:1428:C:OP1	39:CA:2225:HOH:O	2.05	0.73
17:DG:66:ARG:HH11	17:DG:66:ARG:HG3	1.53	0.73
23:DM:86:LEU:HD22	23:DM:99:GLN:HG3	1.70	0.73
6:A5:42:ARG:NH2	21:AK:107:GLN:HG3	2.04	0.73
11:AA:92:G:OP1	33:AW:10:LYS:NZ	2.22	0.73
11:AA:649:U:H2'	11:AA:650:C:O4'	1.88	0.73
11:CA:1462:U:H4'	11:CA:1463:U:OP1	1.88	0.73
11:DA:470:G:H1	11:DA:503:A:H61	1.36	0.73
11:DA:1143:A:H2'	11:DA:1144:A:C8	2.23	0.73
11:DA:1335:A:N3	30:DT:5:GLN:NE2	2.36	0.73
11:AA:948:A:H3'	11:AA:949:A:H5''	1.70	0.73
33:AW:125:LEU:HD12	33:AW:238:ILE:HD11	1.71	0.73
27:BQ:32:ARG:NH1	27:BQ:50:GLY:O	2.22	0.73
11:AA:1368:A:H3'	11:AA:1369:A:H5'	1.71	0.72
6:C5:2:PRO:HD3	11:CA:1115:A:OP1	1.89	0.72

Continued on next page...

Continued from previous page...

Atom-1	Atom-2	Interatomic distance (Å)	Clash overlap (Å)
2:D1:24:ILE:HD11	17:DG:121:THR:HB	1.69	0.72
11:AA:1462:U:H4'	11:AA:1463:U:OP1	1.87	0.72
11:CA:121:U:H4'	33:CW:150:ARG:HH12	1.53	0.72
5:D4:90:VAL:CG1	5:D4:226:ARG:HH12	2.02	0.72
11:DA:1005:A:OP2	39:DA:7044:HOH:O	2.06	0.72
11:AA:1164:C:O3'	19:AI:142:LYS:NZ	2.19	0.72
12:AB:62:ALA:O	36:AZ:64:LYS:NZ	2.21	0.72
6:C5:37:LYS:NZ	11:CA:911:A:OP2	2.22	0.72
10:D9:80:TYR:HB2	11:DA:1416:G:O6	1.89	0.72
11:DA:1495:U:H4'	11:DA:1496:A:OP1	1.88	0.72
3:A2:31:ARG:NH2	11:AA:324:A:OP1	2.22	0.72
4:A3:192:PHE:CG	7:A6:21:ARG:NH1	2.58	0.72
11:AA:760:G:N7	26:AP:9:LYS:NZ	2.34	0.72
11:AA:1428:C:O2'	11:AA:1429:G:OP1	2.06	0.72
11:BA:1266:G:O6	39:BA:6215:HOH:O	2.06	0.72
11:BA:1449:G:OP1	30:BT:43:THR:OG1	2.05	0.72
5:C4:90:VAL:CG1	5:C4:226:ARG:HH12	2.02	0.72
11:CA:413:C:OP1	35:CY:87:ARG:NH2	2.21	0.72
11:CA:617:A:H4'	11:CA:618:G:OP2	1.89	0.72
11:CA:1560:G:H1	11:CA:1580:U:H3	1.37	0.72
25:CO:86:LEU:HD12	25:CO:87:PRO:HD2	1.70	0.72
11:DA:70:U:OP2	35:DY:171:LYS:NZ	2.22	0.72
11:DA:660:U:H2'	11:DA:661:G:O4'	1.89	0.72
11:DA:1661:G:H4'	11:DA:1662:C:H5''	1.70	0.72
11:AA:1531:G:N7	39:AA:2427:HOH:O	2.22	0.72
11:DA:765:A:C6	26:DP:19:ARG:NH1	2.57	0.72
7:A6:34:LYS:NZ	7:A6:78:LYS:HE3	2.04	0.72
11:AA:608:C:OP1	39:AA:2135:HOH:O	2.06	0.72
5:B4:90:VAL:CG1	5:B4:226:ARG:HH12	2.02	0.72
19:BI:66:ASP:OD1	19:BI:66:ASP:N	2.17	0.72
11:AA:81:A:OP2	39:AA:2025:HOH:O	2.07	0.72
11:AA:793:G:H5''	11:AA:794:A:OP2	1.89	0.72
11:AA:847:A:H61	11:AA:936:U:H3	1.36	0.72
11:AA:1245:G:O2'	11:AA:1246:C:OP2	2.06	0.72
11:AA:1360:U:O2'	11:AA:1361:A:OP2	2.06	0.72
11:BA:948:A:H3'	11:BA:949:A:H5''	1.72	0.72
29:BS:78:PRO:HG2	29:BS:98:ILE:HG12	1.71	0.72
11:CA:229:A:H1'	11:CA:230:A:C8	2.24	0.72
27:CQ:32:ARG:NH1	27:CQ:50:GLY:O	2.22	0.72
9:D8:46:GLU:HG3	23:DM:8:GLU:HB2	1.70	0.72
14:AD:80:MET:HG2	14:AD:86:LEU:HD22	1.71	0.72

Continued on next page...

Continued from previous page...

Atom-1	Atom-2	Interatomic distance (Å)	Clash overlap (Å)
3:B2:10:LYS:HD2	11:BA:329:A:H5''	1.71	0.72
11:CA:1661:G:H4'	11:CA:1662:C:H5''	1.70	0.72
33:CW:224:LEU:HD23	33:CW:227:ILE:HD12	1.69	0.72
22:DL:78:ASN:HB3	22:DL:80:LYS:H	1.55	0.72
11:AA:531:A:N3	39:AA:2093:HOH:O	2.23	0.72
9:B8:62:LYS:HG2	9:B8:111:VAL:HG21	1.71	0.72
11:BA:10:G:O6	11:BA:1117:U:N3	2.17	0.72
11:BA:1560:G:H1	11:BA:1580:U:H3	1.38	0.72
11:CA:1444:U:OP1	17:CG:164:ILE:HG13	1.89	0.72
11:DA:847:A:H61	11:DA:936:U:H3	1.38	0.72
12:DB:63:VAL:HG21	12:DB:69:VAL:HG23	1.72	0.72
11:DA:327:G:H2'	11:DA:328:G:H5''	1.72	0.72
2:A1:43:ARG:NH2	2:A1:59:GLU:O	2.23	0.71
11:AA:894:U:H3	21:AK:55:ARG:HH22	1.34	0.71
17:AG:66:ARG:HH11	17:AG:66:ARG:HG3	1.52	0.71
21:BK:128:ARG:HH11	21:BK:128:ARG:CG	2.04	0.71
12:CB:80:ARG:NH2	32:CV:83:ASP:OD1	2.22	0.71
5:A4:90:VAL:CG1	5:A4:226:ARG:HH12	2.03	0.71
11:AA:969:A:OP2	39:AA:2175:HOH:O	2.06	0.71
11:BA:531:A:N3	39:BA:6084:HOH:O	2.23	0.71
11:BA:617:A:H4'	11:BA:618:G:OP2	1.88	0.71
22:BL:78:ASN:HB3	22:BL:80:LYS:H	1.56	0.71
3:C2:145:ARG:NH1	11:CA:183:G:O6	2.23	0.71
10:C9:73:LYS:NZ	11:CA:1157:U:OP1	2.22	0.71
11:CA:11:A:N3	11:CA:1272:A:O2'	2.23	0.71
12:AB:63:VAL:HG21	12:AB:69:VAL:HG23	1.72	0.71
11:CA:1368:A:H3'	11:CA:1369:A:H5'	1.71	0.71
11:CA:1469:U:OP1	30:CT:78:THR:OG1	2.07	0.71
11:CA:1473:G:OP2	30:CT:102:LYS:NZ	2.23	0.71
11:DA:649:U:H2'	11:DA:650:C:O4'	1.91	0.71
11:DA:1720:G:O2'	11:DA:1721:G:OP2	2.04	0.71
11:AA:1518:G:OP2	23:AM:134:ARG:NH1	2.23	0.71
2:C1:43:ARG:NH2	2:C1:59:GLU:O	2.23	0.71
3:C2:12:ARG:NH1	11:CA:101:A:OP1	2.22	0.71
11:CA:948:A:H3'	11:CA:949:A:H5''	1.71	0.71
11:CA:1256:C:H4'	11:CA:1257:U:OP1	1.87	0.71
11:DA:1165:A:H4'	11:DA:1166:A:OP2	1.90	0.71
11:DA:1368:A:H3'	11:DA:1369:A:H5'	1.71	0.71
2:B1:43:ARG:NH2	2:B1:59:GLU:O	2.23	0.71
11:BA:4:C:O2'	14:BD:17:ARG:NH2	2.23	0.71
11:BA:613:A:OP1	39:BA:6237:HOH:O	2.08	0.71

Continued on next page...

Continued from previous page...

Atom-1	Atom-2	Interatomic distance (Å)	Clash overlap (Å)
11:BA:1368:A:H3'	11:BA:1369:A:H5'	1.71	0.71
11:BA:1444:U:OP1	17:BG:164:ILE:HG13	1.91	0.71
13:CC:98:GLY:HA2	13:CC:104:GLN:HE21	1.54	0.71
6:A5:87:ARG:NH1	11:AA:1126:C:OP1	2.24	0.71
11:AA:589:G:OP2	39:AA:2123:HOH:O	2.09	0.71
11:AA:1420:U:OP2	39:AA:2409:HOH:O	2.07	0.71
11:BA:1399:G:H21	20:BJ:72:GLU:HG2	1.55	0.71
3:C2:149:LYS:O	3:C2:153:ARG:HG2	1.90	0.71
11:DA:209:G:O2'	11:DA:210:A:OP2	2.07	0.71
11:DA:1651:G:O2'	11:DA:1652:A:OP2	2.06	0.71
21:AK:128:ARG:HH11	21:AK:128:ARG:CG	2.02	0.71
1:B0:21:THR:HA	10:B9:74:LYS:HG2	1.72	0.71
13:BC:175:VAL:HG22	13:BC:188:LYS:HG2	1.73	0.71
11:DA:353:G:OP1	39:DA:7605:HOH:O	2.08	0.71
3:A2:149:LYS:O	3:A2:153:ARG:HG2	1.91	0.71
11:AA:469:A:H2'	11:AA:470:G:H8	1.55	0.71
14:CD:132:ARG:HD3	14:CD:140:LEU:HD21	1.73	0.71
22:CL:7:ARG:HG3	22:CL:7:ARG:NH1	2.05	0.71
6:D5:37:LYS:NZ	11:DA:911:A:OP2	2.23	0.71
21:DK:128:ARG:CG	21:DK:128:ARG:HH11	2.02	0.71
11:AA:1560:G:H1	11:AA:1580:U:H3	1.37	0.71
11:AA:1651:G:O2'	11:AA:1652:A:OP2	2.09	0.71
23:AM:86:LEU:HD22	23:AM:99:GLN:HG3	1.72	0.71
11:BA:92:G:OP1	33:BW:10:LYS:NZ	2.24	0.71
11:CA:754:A:O2'	14:CD:9:SER:OG	2.08	0.71
3:D2:10:LYS:HD2	11:DA:329:A:H5''	1.71	0.71
3:D2:149:LYS:O	3:D2:153:ARG:HG2	1.91	0.71
16:DF:78:ARG:NH1	16:DF:100:GLY:HA3	2.06	0.71
10:A9:88:HIS:HD2	11:AA:1219:U:H5''	1.55	0.71
11:AA:556:G:N7	39:AA:2110:HOH:O	2.22	0.71
11:AA:1710:G:O6	39:AA:2224:HOH:O	2.07	0.71
11:BA:1153:U:H3	11:BA:1157:U:H5	1.39	0.71
7:C6:34:LYS:NZ	7:C6:78:LYS:HE3	2.06	0.71
21:CK:128:ARG:HH11	21:CK:128:ARG:CG	2.02	0.71
11:DA:121:U:H4'	33:DW:150:ARG:HH12	1.56	0.71
6:B5:56:LYS:HG3	21:BK:120:ALA:HB1	1.72	0.70
11:BA:327:G:H2'	11:BA:328:G:H5''	1.72	0.70
11:CA:1479:G:N7	39:CA:2282:HOH:O	2.23	0.70
22:CL:78:ASN:HB3	22:CL:80:LYS:H	1.56	0.70
23:CM:86:LEU:HD22	23:CM:99:GLN:HG3	1.71	0.70
2:D1:43:ARG:NH2	2:D1:59:GLU:O	2.23	0.70

Continued on next page...

Continued from previous page...

Atom-1	Atom-2	Interatomic distance (Å)	Clash overlap (Å)
11:DA:1360:U:O2'	11:DA:1361:A:OP2	2.08	0.70
13:DC:98:GLY:HA2	13:DC:104:GLN:HE21	1.55	0.70
1:B0:22:LYS:HZ3	10:B9:76:LYS:HG2	1.56	0.70
7:B6:34:LYS:NZ	7:B6:78:LYS:HE3	2.05	0.70
11:AA:273:A:HO2'	11:AA:274:C:P	2.13	0.70
27:AQ:32:ARG:NH1	27:AQ:50:GLY:O	2.23	0.70
5:B4:220:LYS:NZ	11:BA:864:U:OP1	2.24	0.70
6:B5:37:LYS:NZ	11:BA:911:A:OP2	2.24	0.70
11:BA:1469:U:OP1	30:BT:78:THR:OG1	2.08	0.70
11:BA:1495:U:H4'	11:BA:1496:A:OP1	1.91	0.70
14:BD:5:TYR:HB3	33:BW:22:LYS:HE2	1.73	0.70
16:BF:78:ARG:NH1	16:BF:100:GLY:HA3	2.07	0.70
23:CM:48:LYS:HD3	30:CT:39:GLN:HG2	1.71	0.70
11:DA:904:A:OP1	11:DA:994:C:O2'	2.04	0.70
11:DA:1168:A:O2'	11:DA:1169:C:OP2	2.10	0.70
11:AA:378:A:H5''	11:AA:380:G:OP2	1.92	0.70
11:AA:920:G:OP2	39:AA:2343:HOH:O	2.08	0.70
11:AA:1153:U:H3	11:AA:1157:U:H5	1.39	0.70
23:AM:126:ARG:NH1	29:AS:128:TYR:OH	2.25	0.70
14:DD:132:ARG:HD3	14:DD:140:LEU:HD21	1.73	0.70
27:DQ:32:ARG:NH1	27:DQ:50:GLY:O	2.24	0.70
11:AA:125:U:H4'	11:AA:125:U:OP1	1.90	0.70
4:B3:144:ARG:O	18:BH:42:GLN:NE2	2.24	0.70
11:DA:1171:G:OP2	24:DN:40:ARG:NH2	2.24	0.70
29:DS:78:PRO:HG2	29:DS:98:ILE:HG12	1.72	0.70
6:A5:2:PRO:HD3	11:AA:1115:A:OP1	1.91	0.70
11:AA:1171:G:OP2	24:AN:40:ARG:NH2	2.24	0.70
12:BB:63:VAL:HG21	12:BB:69:VAL:HG23	1.72	0.70
11:DA:232:G:O2'	11:DA:233:U:OP1	2.06	0.70
11:DA:498:C:H4'	11:DA:499:A:OP1	1.89	0.70
8:B7:29:GLU:OE2	24:BN:7:ARG:NH1	2.23	0.70
11:BA:125:U:OP1	11:BA:125:U:H4'	1.91	0.70
9:C8:63:VAL:HG22	17:CG:97:LEU:HB3	1.74	0.70
11:CA:235:A:O2'	11:CA:814:A:H5''	1.92	0.70
11:CA:1486:U:O2'	13:CC:9:ASN:HA	1.89	0.70
12:CB:63:VAL:HG21	12:CB:69:VAL:HG23	1.72	0.70
33:CW:102:ARG:HB2	33:CW:116:LEU:HD11	1.74	0.70
28:DR:15:GLY:HA3	28:DR:65:PHE:HB2	1.73	0.70
3:A2:10:LYS:HD2	11:AA:329:A:H5''	1.74	0.70
11:BA:444:A:O2'	11:BA:445:U:OP1	2.08	0.70
11:BA:1009:U:H4'	11:BA:1010:A:OP2	1.91	0.70

Continued on next page...

Continued from previous page...

Atom-1	Atom-2	Interatomic distance (Å)	Clash overlap (Å)
11:BA:1674:A:H4'	35:BY:81:HIS:CE1	2.27	0.70
33:BW:194:VAL:HB	33:BW:245:GLY:HA3	1.73	0.70
8:C7:52:ARG:NH2	11:CA:1192:C:OP1	2.24	0.70
11:CA:234:G:O2'	11:CA:235:A:O5'	2.10	0.70
11:CA:1495:U:H4'	11:CA:1496:A:OP1	1.90	0.70
11:DA:1153:U:H3	11:DA:1157:U:H5	1.39	0.70
11:DA:1560:G:H1	11:DA:1580:U:H3	1.38	0.70
13:DC:10:LYS:NZ	20:DJ:113:GLU:OE2	2.25	0.70
15:DE:231:TRP:CE2	18:DH:68:ARG:HG2	2.27	0.70
11:AA:391:A:H4'	11:AA:392:A:H5''	1.73	0.70
13:AC:98:GLY:HA2	13:AC:104:GLN:HE21	1.56	0.70
11:BA:1531:G:N7	39:BA:6602:HOH:O	2.24	0.70
14:BD:132:ARG:HD3	14:BD:140:LEU:HD21	1.73	0.70
19:CI:130:LYS:HE3	19:CI:136:ALA:O	1.91	0.70
28:CR:15:GLY:HA3	28:CR:65:PHE:HB2	1.74	0.70
15:BE:49:PHE:HD1	36:BZ:41:SER:HB2	1.57	0.70
27:BQ:77:THR:OG1	27:BQ:77:THR:O	2.06	0.70
11:CA:963:G:N7	39:CA:2176:HOH:O	2.24	0.70
11:AA:1188:A:H2	11:AA:1417:A:H62	1.40	0.69
15:AE:49:PHE:HD1	36:AZ:41:SER:HB2	1.56	0.69
4:B3:145:LEU:HA	18:BH:42:GLN:HE21	1.56	0.69
11:BA:353:G:OP1	39:BA:6070:HOH:O	2.10	0.69
31:CU:120:ILE:HG22	31:CU:124:LEU:HD21	1.74	0.69
28:DR:21:SER:HB2	28:DR:48:ASP:HB2	1.74	0.69
7:A6:18:LYS:HA	7:A6:21:ARG:HE	1.57	0.69
11:AA:986:G:OP1	39:AA:2155:HOH:O	2.09	0.69
15:BE:116:TRP:H	15:BE:132:HIS:HD2	1.40	0.69
33:BW:102:ARG:HB2	33:BW:116:LEU:HD11	1.74	0.69
11:DA:1176:A:OP1	11:DA:1427:C:N4	2.26	0.69
11:DA:1531:G:N7	39:DA:8229:HOH:O	2.25	0.69
11:AA:229:A:H1'	11:AA:230:A:C8	2.26	0.69
14:AD:132:ARG:HD3	14:AD:140:LEU:HD21	1.73	0.69
11:BA:100:A:O2'	39:BA:6405:HOH:O	2.10	0.69
23:BM:86:LEU:HD22	23:BM:99:GLN:HG3	1.73	0.69
14:CD:5:TYR:HB3	33:CW:22:LYS:HE2	1.74	0.69
11:DA:573:A:N1	13:DC:148:GLN:HG2	2.07	0.69
19:AI:130:LYS:HE3	19:AI:136:ALA:O	1.91	0.69
4:C3:192:PHE:CG	7:C6:21:ARG:NH1	2.61	0.69
11:AA:243:G:O2'	27:AQ:38:GLY:O	2.09	0.69
3:B2:149:LYS:O	3:B2:153:ARG:HG2	1.92	0.69
11:BA:649:U:H2'	11:BA:650:C:O4'	1.93	0.69

Continued on next page...

Continued from previous page...

Atom-1	Atom-2	Interatomic distance (Å)	Clash overlap (Å)
11:BA:1360:U:O2'	11:BA:1361:A:OP2	2.10	0.69
7:C6:18:LYS:HA	7:C6:21:ARG:HE	1.58	0.69
29:CS:78:PRO:HG2	29:CS:98:ILE:HG12	1.74	0.69
11:DA:444:A:O2'	11:DA:445:U:OP1	2.11	0.69
5:A4:159:THR:HG23	5:A4:161:TYR:CD2	2.27	0.69
11:AA:1154:U:O2'	11:AA:1156:A:N7	2.20	0.69
11:AA:1168:A:H4'	11:AA:1169:C:H5''	1.74	0.69
11:AA:1172:G:H4'	11:AA:1173:G:O5'	1.92	0.69
15:AE:116:TRP:H	15:AE:132:HIS:HD2	1.40	0.69
1:B0:22:LYS:H	10:B9:74:LYS:HG2	1.58	0.69
4:B3:196:LYS:HE2	7:B6:77:PHE:HZ	1.58	0.69
6:B5:2:PRO:HD3	11:BA:1115:A:OP1	1.92	0.69
13:BC:98:GLY:HA2	13:BC:104:GLN:HE21	1.56	0.69
11:CA:273:A:HO2'	11:CA:274:C:P	2.14	0.69
11:CA:378:A:H5''	11:CA:380:G:OP2	1.92	0.69
11:CA:444:A:O2'	11:CA:445:U:OP1	2.09	0.69
11:DA:1708:A:N6	39:DA:7701:HOH:O	2.26	0.69
6:B5:87:ARG:HH11	11:BA:1126:C:H5'	1.55	0.69
11:BA:1419:G:OP1	39:BA:6517:HOH:O	2.11	0.69
28:BR:21:SER:HB2	28:BR:48:ASP:HB2	1.75	0.69
11:CA:543:A:H4'	11:CA:544:G:OP1	1.91	0.69
15:CE:116:TRP:H	15:CE:132:HIS:HD2	1.41	0.69
11:DA:391:A:H4'	11:DA:392:A:H5''	1.72	0.69
11:AA:233:U:H2'	11:AA:234:G:C8	2.27	0.69
11:AA:1165:A:H4'	11:AA:1166:A:OP2	1.92	0.69
22:AL:7:ARG:HG3	22:AL:7:ARG:NH1	2.07	0.69
27:AQ:107:PRO:HG3	27:AQ:133:THR:HB	1.75	0.69
31:AU:120:ILE:HG22	31:AU:124:LEU:HD21	1.75	0.69
10:B9:127:LYS:NZ	11:CA:534:A:C2	2.60	0.69
11:BA:347:G:OP2	39:BA:6400:HOH:O	2.10	0.69
11:BA:1651:G:O2'	11:BA:1652:A:OP2	2.09	0.69
13:BC:146:LYS:HD2	13:BC:151:LYS:HZ2	1.57	0.69
3:C2:2:GLY:N	11:CA:384:C:OP1	2.25	0.69
11:CA:221:A:H3'	11:CA:222:U:H4'	1.75	0.69
11:CA:487:C:H3'	11:CA:488:G:C8	2.28	0.69
16:CF:78:ARG:NH1	16:CF:100:GLY:HA3	2.08	0.69
3:D2:31:ARG:NH2	11:DA:324:A:OP1	2.26	0.69
11:DA:228:C:H1'	11:DA:229:A:H5''	1.73	0.69
13:DC:175:VAL:HG22	13:DC:188:LYS:HG2	1.73	0.69
23:DM:40:ARG:NH2	30:DT:48:GLU:OE1	2.23	0.69
33:DW:194:VAL:HB	33:DW:245:GLY:HA3	1.73	0.69

Continued on next page...

Continued from previous page...

Atom-1	Atom-2	Interatomic distance (Å)	Clash overlap (Å)
4:B3:115:ARG:NH1	11:BA:632:U:C4	2.61	0.69
11:BA:754:A:O2'	14:BD:9:SER:OG	2.08	0.69
11:BA:1168:A:H4'	11:BA:1169:C:H5''	1.75	0.69
11:BA:1428:C:O2'	11:BA:1429:G:OP1	2.11	0.69
11:BA:1556:G:H3'	19:BI:125:ARG:O	1.92	0.69
11:BA:1711:U:O4	39:BA:6114:HOH:O	2.09	0.69
11:CA:1651:G:O2'	11:CA:1652:A:OP2	2.10	0.69
15:CE:49:PHE:HD1	36:CZ:41:SER:HB2	1.58	0.69
19:CI:18:ALA:HA	19:CI:73:GLY:HA3	1.75	0.69
1:A0:62:GLY:N	11:AA:560:C:OP1	2.22	0.69
33:AW:102:ARG:HB2	33:AW:116:LEU:HD11	1.75	0.69
1:B0:40:MET:HE2	1:B0:46:LEU:HB3	1.74	0.69
11:BA:1518:G:OP2	23:BM:134:ARG:NH1	2.26	0.69
13:DC:226:GLU:HB2	28:DR:207:TYR:HA	1.73	0.69
3:A2:150:ARG:NH2	11:AA:181:G:OP1	2.23	0.68
10:A9:95:LEU:HD13	11:AA:1200:G:H4'	1.75	0.68
11:AA:754:A:H4'	14:AD:9:SER:HB3	1.75	0.68
5:B4:159:THR:HG23	5:B4:161:TYR:CD2	2.28	0.68
11:BA:589:G:OP2	39:BA:6418:HOH:O	2.09	0.68
31:BU:120:ILE:HG22	31:BU:124:LEU:HD21	1.74	0.68
13:CC:175:VAL:HG22	13:CC:188:LYS:HG2	1.73	0.68
28:CR:21:SER:HB2	28:CR:48:ASP:HB2	1.75	0.68
11:BA:1480:U:O2'	11:BA:1481:A:O5'	2.11	0.68
7:C6:65:THR:O	7:C6:67:GLY:N	2.26	0.68
11:CA:125:U:H4'	11:CA:125:U:OP1	1.91	0.68
11:CA:1009:U:H4'	11:CA:1010:A:OP2	1.93	0.68
11:CA:1518:G:OP2	23:CM:134:ARG:NH1	2.26	0.68
11:CA:1621:G:H2'	11:CA:1622:U:O4'	1.93	0.68
5:D4:220:LYS:NZ	11:DA:864:U:OP1	2.26	0.68
10:D9:92:HIS:NE2	11:DA:1201:G:N7	2.41	0.68
19:DI:56:LEU:HD23	19:DI:111:LEU:HD23	1.76	0.68
6:A5:32:LYS:NZ	11:AA:910:U:O2	2.25	0.68
11:AA:1736:C:H2'	11:AA:1737:C:H6	1.58	0.68
33:AW:194:VAL:HB	33:AW:245:GLY:HA3	1.75	0.68
11:BA:1165:A:H4'	11:BA:1166:A:OP2	1.94	0.68
11:BA:1621:G:H2'	11:BA:1622:U:O4'	1.93	0.68
9:C8:63:VAL:HG13	17:CG:97:LEU:HD12	1.74	0.68
11:CA:1505:C:H4'	11:CA:1511:A:H61	1.58	0.68
33:CW:194:VAL:HB	33:CW:245:GLY:HA3	1.74	0.68
33:CW:239:GLU:CD	33:CW:239:GLU:H	1.97	0.68
7:D6:65:THR:O	7:D6:67:GLY:N	2.27	0.68

Continued on next page...

Continued from previous page...

Atom-1	Atom-2	Interatomic distance (Å)	Clash overlap (Å)
11:DA:647:U:O2'	11:DA:649:U:OP2	2.05	0.68
6:A5:11:SER:HB2	11:AA:912:A:H5'	1.76	0.68
24:AN:39:ARG:HG2	24:AN:39:ARG:NH1	2.09	0.68
11:BA:222:U:H1'	11:BA:814:A:H61	1.57	0.68
19:BI:130:LYS:HE3	19:BI:136:ALA:O	1.93	0.68
1:C0:40:MET:HE2	1:C0:46:LEU:HB3	1.75	0.68
11:CA:469:A:H2'	11:CA:470:G:H8	1.55	0.68
11:CA:1176:A:OP1	11:CA:1427:C:N4	2.27	0.68
11:DA:982:U:H4'	11:DA:983:A:OP2	1.93	0.68
11:BA:543:A:H4'	11:BA:544:G:OP1	1.92	0.68
5:C4:159:THR:HG23	5:C4:161:TYR:CD2	2.28	0.68
11:CA:391:A:H4'	11:CA:392:A:H5''	1.75	0.68
11:DA:125:U:OP1	11:DA:125:U:H4'	1.92	0.68
11:DA:487:C:H3'	11:DA:488:G:C8	2.29	0.68
33:DW:102:ARG:HB2	33:DW:116:LEU:HD11	1.75	0.68
3:B2:153:ARG:NH1	11:BA:189:C:O2	2.26	0.68
21:BK:36:THR:HG22	21:BK:38:ASN:H	1.59	0.68
32:BV:16:LEU:HD13	32:BV:35:LEU:HG	1.76	0.68
11:CA:1168:A:H4'	11:CA:1169:C:H5''	1.76	0.68
7:D6:34:LYS:NZ	7:D6:78:LYS:HE3	2.08	0.68
11:DA:10:G:O6	11:DA:1117:U:N3	2.18	0.68
3:A2:146:HIS:ND1	11:AA:181:G:H2'	2.08	0.68
11:AA:184:U:H5'	11:AA:185:C:OP2	1.94	0.68
11:AA:238:G:O2'	11:AA:239:A:OP1	2.10	0.68
11:AA:904:A:OP1	11:AA:994:C:O2'	2.06	0.68
28:AR:57:TYR:HD1	28:AR:66:GLY:HA2	1.58	0.68
33:AW:239:GLU:H	33:AW:239:GLU:CD	1.97	0.68
11:BA:1137:A:H2'	11:BA:1138:A:C8	2.29	0.68
11:CA:230:A:H2'	11:CA:231:U:H5'	1.76	0.68
11:CA:327:G:H2'	11:CA:328:G:H5''	1.76	0.68
11:CA:1153:U:H3	11:CA:1157:U:H5	1.39	0.68
28:CR:57:TYR:HD1	28:CR:66:GLY:HA2	1.59	0.68
10:D9:108:LYS:HA	31:DU:65:LYS:HE2	1.74	0.68
11:DA:92:G:OP1	33:DW:10:LYS:NZ	2.26	0.68
11:DA:234:G:O2'	11:DA:235:A:O4'	2.11	0.68
11:DA:1446:A:O2'	11:DA:1512:G:OP1	2.11	0.68
11:BA:490:U:H2'	11:BA:491:U:C6	2.29	0.68
28:BR:57:TYR:HD1	28:BR:66:GLY:HA2	1.58	0.68
31:BU:52:GLN:O	31:BU:55:TYR:HD1	1.77	0.68
3:C2:51:ILE:HD11	3:C2:68:LEU:HD21	1.76	0.68
11:CA:233:U:H2'	11:CA:234:G:C8	2.29	0.68

Continued on next page...

Continued from previous page...

Atom-1	Atom-2	Interatomic distance (Å)	Clash overlap (Å)
11:CA:1165:A:H4'	11:CA:1166:A:OP2	1.94	0.68
11:CA:1505:C:H4'	11:CA:1511:A:N6	2.09	0.68
11:DA:392:A:H1'	33:DW:3:ARG:NH1	2.07	0.68
11:DA:1213:G:H1'	29:DS:84:HIS:CG	2.28	0.68
19:AI:56:LEU:HD23	19:AI:111:LEU:HD23	1.76	0.68
11:BA:1661:G:O2'	11:BA:1662:C:OP2	2.10	0.68
11:CA:1360:U:O2'	11:CA:1361:A:OP2	2.09	0.68
11:DA:378:A:H5''	11:DA:380:G:OP2	1.93	0.68
11:DA:1168:A:H4'	11:DA:1169:C:H5''	1.75	0.68
11:DA:1621:G:H2'	11:DA:1622:U:O4'	1.93	0.68
7:A6:45:PHE:CG	25:AO:57:ARG:HD3	2.29	0.68
11:AA:1621:G:H2'	11:AA:1622:U:O4'	1.93	0.68
11:BA:1188:A:H2	11:BA:1417:A:H62	1.41	0.68
11:CA:190:G:H2'	11:CA:191:A:H8	1.59	0.68
15:DE:49:PHE:HD1	36:DZ:41:SER:HB2	1.58	0.68
31:DU:52:GLN:O	31:DU:55:TYR:HD1	1.77	0.68
28:AR:15:GLY:HA3	28:AR:65:PHE:HB2	1.73	0.67
28:AR:233:LYS:NZ	32:AV:24:LEU:O	2.25	0.67
15:BE:116:TRP:H	15:BE:132:HIS:CD2	2.12	0.67
28:BR:15:GLY:HA3	28:BR:65:PHE:HB2	1.74	0.67
33:BW:239:GLU:CD	33:BW:239:GLU:H	1.97	0.67
11:CA:793:G:H5''	11:CA:794:A:OP2	1.94	0.67
11:CA:1168:A:O2'	11:CA:1169:C:OP2	2.12	0.67
11:CA:1736:C:H2'	11:CA:1737:C:H6	1.59	0.67
11:DA:235:A:O2'	11:DA:814:A:H5'	1.94	0.67
11:DA:1449:G:OP2	30:DT:47:ARG:NH1	2.28	0.67
19:DI:130:LYS:HE3	19:DI:136:ALA:O	1.94	0.67
22:DL:7:ARG:HG3	22:DL:7:ARG:NH1	2.08	0.67
7:A6:65:THR:O	7:A6:67:GLY:N	2.27	0.67
16:AF:78:ARG:NH1	16:AF:100:GLY:HA3	2.08	0.67
28:AR:21:SER:HB2	28:AR:48:ASP:HB2	1.74	0.67
32:AV:16:LEU:HD13	32:AV:35:LEU:HG	1.75	0.67
11:BA:1035:A:H2'	11:BA:1035:A:N3	2.08	0.67
11:BA:1168:A:O2'	11:BA:1169:C:OP2	2.11	0.67
11:CA:1188:A:H2	11:CA:1417:A:H62	1.41	0.67
11:CA:1661:G:O2'	11:CA:1662:C:OP2	2.10	0.67
12:CB:77:TYR:CD1	12:CB:164:THR:HG23	2.28	0.67
27:CQ:107:PRO:HG3	27:CQ:133:THR:HB	1.76	0.67
7:D6:18:LYS:HA	7:D6:21:ARG:HE	1.59	0.67
11:DA:75:C:O2'	35:DY:178:LYS:HE2	1.94	0.67
11:AA:658:C:H2'	11:AA:659:G:C8	2.29	0.67

Continued on next page...

Continued from previous page...

Atom-1	Atom-2	Interatomic distance (Å)	Clash overlap (Å)
22:AL:78:ASN:HB3	22:AL:80:LYS:H	1.57	0.67
36:AZ:57:ASN:HB2	36:AZ:59:GLN:HG2	1.76	0.67
9:B8:95:LYS:HG2	9:B8:105:TYR:CE1	2.29	0.67
10:B9:100:PHE:HD1	10:B9:113:GLN:HG3	1.60	0.67
11:BA:847:A:H61	11:BA:936:U:H3	1.40	0.67
11:CA:1045:G:H2'	11:CA:1046:G:H5''	1.77	0.67
4:D3:34:LYS:O	4:D3:38:GLU:HG2	1.95	0.67
11:DA:543:A:H4'	11:DA:544:G:OP1	1.93	0.67
11:AA:1035:A:H2'	11:AA:1035:A:N3	2.10	0.67
11:BA:190:G:H2'	11:BA:191:A:H8	1.60	0.67
11:BA:1005:A:OP2	39:BA:6013:HOH:O	2.12	0.67
4:C3:140:ARG:HD3	18:CH:53:ILE:HG23	1.76	0.67
11:CA:1257:U:H4'	11:CA:1258:U:O5'	1.94	0.67
11:CA:1480:U:O2'	11:CA:1481:A:O5'	2.12	0.67
1:D0:22:LYS:CB	10:D9:74:LYS:HZ1	2.07	0.67
11:DA:1744:U:H4'	11:DA:1745:G:OP1	1.94	0.67
12:DB:77:TYR:CD1	12:DB:164:THR:HG23	2.28	0.67
31:DU:120:ILE:HG22	31:DU:124:LEU:HD21	1.75	0.67
4:A3:140:ARG:HD3	18:AH:53:ILE:HG23	1.77	0.67
11:AA:1257:U:H4'	11:AA:1258:U:O5'	1.93	0.67
31:AU:52:GLN:O	31:AU:55:TYR:HD1	1.76	0.67
11:BA:969:A:OP2	39:BA:6319:HOH:O	2.11	0.67
11:CA:392:A:H1'	33:CW:3:ARG:HH11	1.59	0.67
11:CA:1137:A:H2'	11:CA:1138:A:C8	2.29	0.67
15:CE:41:LYS:HB3	15:CE:244:PHE:CE2	2.30	0.67
31:CU:52:GLN:O	31:CU:55:TYR:HD1	1.77	0.67
9:D8:44:PHE:CE2	23:DM:8:GLU:HG3	2.26	0.67
11:DA:1137:A:H2'	11:DA:1138:A:C8	2.29	0.67
11:DA:1736:C:H2'	11:DA:1737:C:H6	1.59	0.67
27:DQ:107:PRO:HG3	27:DQ:133:THR:HB	1.76	0.67
28:AR:260:GLN:HG3	28:AR:314:SER:HA	1.77	0.67
32:AV:32:LYS:HD2	32:AV:47:ARG:HH21	1.59	0.67
11:CA:498:C:H4'	11:CA:499:A:OP1	1.93	0.67
11:CA:1720:G:O2'	11:CA:1721:G:OP2	2.09	0.67
19:CI:30:LEU:HG	19:CI:66:ASP:HB3	1.76	0.67
3:D2:82:ARG:NH1	11:DA:254:A:OP1	2.28	0.67
11:AA:986:G:OP1	39:AA:2179:HOH:O	2.12	0.67
11:AA:1137:A:H2'	11:AA:1138:A:C8	2.29	0.67
6:B5:32:LYS:NZ	11:BA:910:U:O2	2.28	0.67
7:B6:47:ASN:OD1	7:B6:47:ASN:N	2.28	0.67
11:BA:1744:U:H4'	11:BA:1745:G:OP1	1.94	0.67

Continued on next page...

Continued from previous page...

Atom-1	Atom-2	Interatomic distance (Å)	Clash overlap (Å)
4:C3:34:LYS:O	4:C3:38:GLU:HG2	1.95	0.67
11:CA:1024:G:H2'	11:CA:1025:G:H5''	1.77	0.67
7:D6:47:ASN:OD1	7:D6:47:ASN:N	2.28	0.67
9:D8:43:VAL:HG12	23:DM:57:ARG:HG3	1.77	0.67
15:DE:116:TRP:H	15:DE:132:HIS:CD2	2.13	0.67
28:DR:57:TYR:HD1	28:DR:66:GLY:HA2	1.58	0.67
1:A0:40:MET:HE2	1:A0:46:LEU:HB3	1.75	0.67
9:A8:95:LYS:HG2	9:A8:105:TYR:CE1	2.30	0.67
10:A9:75:LYS:HD3	11:AA:1418:C:C6	2.30	0.67
11:AA:543:A:H4'	11:AA:544:G:OP1	1.94	0.67
11:AA:642:G:N2	11:AA:667:C:O2	2.28	0.67
11:AA:866:U:H3	11:AA:902:G:H22	1.42	0.67
11:AA:1744:U:H4'	11:AA:1745:G:OP1	1.94	0.67
11:CA:986:G:OP1	39:CA:2160:HOH:O	2.12	0.67
11:CA:1399:G:H21	20:CJ:72:GLU:HG2	1.59	0.67
11:DA:969:A:OP2	39:DA:7204:HOH:O	2.12	0.67
11:AA:10:G:O6	11:AA:1117:U:N3	2.17	0.67
39:AA:2355:HOH:O	26:AP:90:ARG:NH2	2.26	0.67
5:D4:63:ILE:HG22	5:D4:91:ILE:HD12	1.77	0.67
15:DE:116:TRP:H	15:DE:132:HIS:HD2	1.41	0.67
33:DW:239:GLU:H	33:DW:239:GLU:CD	1.98	0.67
11:AA:1176:A:OP1	11:AA:1427:C:N4	2.27	0.67
11:AA:1480:U:O2'	11:AA:1481:A:O5'	2.12	0.67
11:AA:1661:G:O2'	11:AA:1662:C:OP2	2.09	0.67
15:AE:162:LYS:HB3	15:AE:167:ARG:HH11	1.60	0.67
11:BA:391:A:H4'	11:BA:392:A:H5''	1.74	0.67
11:BA:1449:G:OP2	30:BT:47:ARG:NH1	2.28	0.67
11:BA:1736:C:H2'	11:BA:1737:C:H6	1.60	0.67
5:C4:63:ILE:HG22	5:C4:91:ILE:HD12	1.77	0.67
19:CI:56:LEU:HD23	19:CI:111:LEU:HD23	1.76	0.67
11:DA:617:A:H4'	11:DA:618:G:OP2	1.94	0.67
11:DA:1009:U:H4'	11:DA:1010:A:OP2	1.94	0.67
11:DA:1045:G:H2'	11:DA:1046:G:H5''	1.76	0.67
11:DA:1576:U:OP1	19:DI:132:GLY:N	2.27	0.67
11:DA:1661:G:O2'	11:DA:1662:C:OP2	2.10	0.67
19:DI:18:ALA:HA	19:DI:73:GLY:HA3	1.77	0.67
19:DI:30:LEU:HG	19:DI:66:ASP:HB3	1.77	0.67
14:AD:146:PHE:HZ	14:AD:149:ARG:HE	1.43	0.66
15:AE:116:TRP:H	15:AE:132:HIS:CD2	2.12	0.66
11:BA:231:U:H2'	11:BA:232:G:O4'	1.95	0.66
11:BA:866:U:H3	11:BA:902:G:H22	1.42	0.66

Continued on next page...

Continued from previous page...

Atom-1	Atom-2	Interatomic distance (Å)	Clash overlap (Å)
11:BA:1369:A:H3'	11:BA:1369:A:N3	2.11	0.66
19:BI:56:LEU:HD23	19:BI:111:LEU:HD23	1.76	0.66
32:BV:32:LYS:HD2	32:BV:47:ARG:HH21	1.61	0.66
36:CZ:57:ASN:HB2	36:CZ:59:GLN:HG2	1.76	0.66
11:DA:573:A:N6	13:DC:147:GLN:OE1	2.28	0.66
11:BA:184:U:H5'	11:BA:185:C:OP2	1.95	0.66
11:BA:954:G:N1	11:BA:1001:A:O2'	2.26	0.66
22:BL:7:ARG:HG3	22:BL:7:ARG:NH1	2.09	0.66
9:C8:95:LYS:HG2	9:C8:105:TYR:CE1	2.30	0.66
11:CA:184:U:H5'	11:CA:185:C:OP2	1.95	0.66
11:CA:1621:G:O6	39:CA:2304:HOH:O	2.12	0.66
15:CE:116:TRP:H	15:CE:132:HIS:CD2	2.12	0.66
3:D2:51:ILE:HD11	3:D2:68:LEU:HD21	1.77	0.66
11:DA:273:A:HO2'	11:DA:274:C:P	2.16	0.66
11:DA:1188:A:H2	11:DA:1417:A:H62	1.41	0.66
11:AA:75:C:O2'	35:AY:178:LYS:HE2	1.95	0.66
11:CA:989:G:N7	39:CA:2179:HOH:O	2.28	0.66
11:AA:487:C:H3'	11:AA:488:G:C8	2.30	0.66
19:BI:30:LEU:HG	19:BI:66:ASP:HB3	1.77	0.66
27:BQ:107:PRO:HG3	27:BQ:133:THR:HB	1.78	0.66
2:C1:61:GLU:O	6:C5:51:ARG:NH1	2.29	0.66
9:C8:73:LEU:HB2	9:C8:75:VAL:HG23	1.78	0.66
11:CA:1369:A:H3'	11:CA:1369:A:N3	2.11	0.66
33:CW:126:LEU:HB3	33:CW:143:THR:HG21	1.77	0.66
11:DA:190:G:H2'	11:DA:191:A:H8	1.60	0.66
11:AA:444:A:O2'	11:AA:445:U:OP1	2.13	0.66
17:AG:101:ARG:NH2	17:AG:176:GLU:OE1	2.28	0.66
19:AI:18:ALA:HA	19:AI:73:GLY:HA3	1.78	0.66
21:AK:26:ASN:HA	21:AK:91:ASN:ND2	2.11	0.66
22:AL:52:VAL:HG23	22:AL:99:ASP:H	1.61	0.66
11:BA:133:A:H4'	11:BA:134:C:H5'	1.78	0.66
11:BA:230:A:H2'	11:BA:231:U:H5'	1.76	0.66
11:CA:537:A:OP1	11:CA:538:A:OP2	2.14	0.66
28:CR:260:GLN:HG3	28:CR:314:SER:HA	1.78	0.66
10:D9:92:HIS:CE1	11:DA:1201:G:C8	2.84	0.66
11:DA:901:A:N7	39:DA:7559:HOH:O	2.28	0.66
11:AA:171:U:H4'	11:AA:172:U:OP2	1.96	0.66
11:AA:982:U:H4'	11:AA:983:A:OP2	1.94	0.66
11:AA:1009:U:H4'	11:AA:1010:A:OP2	1.96	0.66
7:B6:18:LYS:HA	7:B6:21:ARG:HE	1.60	0.66
9:B8:73:LEU:HB2	9:B8:75:VAL:HG23	1.78	0.66

Continued on next page...

Continued from previous page...

Atom-1	Atom-2	Interatomic distance (Å)	Clash overlap (Å)
11:BA:71:U:O2'	11:BA:72:G:OP1	2.12	0.66
3:D2:150:ARG:NH2	11:DA:181:G:OP1	2.25	0.66
11:DA:573:A:N1	13:DC:147:GLN:OE1	2.28	0.66
36:DZ:57:ASN:HB2	36:DZ:59:GLN:HG2	1.76	0.66
11:AA:1005:A:OP2	39:AA:2188:HOH:O	2.13	0.66
15:AE:41:LYS:HB3	15:AE:244:PHE:CE2	2.31	0.66
4:B3:34:LYS:O	4:B3:38:GLU:HG2	1.96	0.66
3:D2:153:ARG:NH1	11:DA:189:C:O2	2.28	0.66
5:D4:159:THR:HG23	5:D4:161:TYR:CD2	2.30	0.66
11:DA:311:U:H5'	11:DA:312:C:H5'	1.78	0.66
28:DR:255:GLY:H	28:DR:279:LYS:HZ2	1.43	0.66
1:A0:38:ILE:HD11	1:A0:49:PHE:HB2	1.78	0.66
4:A3:34:LYS:O	4:A3:38:GLU:HG2	1.95	0.66
12:BB:201:LYS:HZ3	32:BV:82:LEU:HD22	1.58	0.66
4:C3:113:ARG:NH2	11:CA:633:U:OP1	2.28	0.66
11:CA:754:A:H4'	14:CD:9:SER:HB3	1.78	0.66
17:CG:66:ARG:HG3	17:CG:66:ARG:NH1	2.11	0.66
11:DA:392:A:H1'	33:DW:3:ARG:HH11	1.61	0.66
27:DQ:4:GLN:NE2	27:DQ:10:GLN:O	2.29	0.66
32:DV:32:LYS:HD2	32:DV:47:ARG:HH21	1.59	0.66
11:AA:1711:U:O4	39:AA:2223:HOH:O	2.10	0.66
11:BA:210:A:OP2	11:BA:210:A:C8	2.48	0.66
11:BA:220:A:H5'	11:BA:221:A:OP2	1.96	0.66
11:BA:1024:G:H2'	11:BA:1025:G:H5''	1.77	0.66
11:BA:1176:A:OP1	11:BA:1427:C:N4	2.29	0.66
20:BJ:41:ARG:HH21	20:BJ:103:ASN:HB3	1.61	0.66
33:BW:11:ARG:NH1	33:BW:20:LEU:HB3	2.10	0.66
11:CA:377:G:O2'	11:CA:378:A:H5'	1.96	0.66
4:D3:109:LYS:H	4:D3:109:LYS:HE2	1.61	0.66
8:D7:6:LYS:HZ1	31:DU:20:ASN:HD21	1.42	0.66
9:D8:43:VAL:HA	9:D8:79:LEU:HD11	1.76	0.66
11:DA:184:U:H5'	11:DA:185:C:OP2	1.96	0.66
11:DA:1035:A:H2'	11:DA:1035:A:N3	2.10	0.66
11:DA:1173:G:O5'	39:DA:8020:HOH:O	2.13	0.66
14:DD:146:PHE:HZ	14:DD:149:ARG:HE	1.44	0.66
11:AA:887:U:H4'	11:AA:887:U:OP1	1.96	0.66
19:AI:30:LEU:HG	19:AI:66:ASP:HB3	1.77	0.66
22:AL:69:LYS:HB3	22:AL:92:LEU:HD22	1.76	0.66
14:BD:153:GLU:HA	14:BD:156:ILE:HD11	1.77	0.66
6:C5:99:PRO:HD2	6:C5:100:PRO:HD3	1.78	0.66
7:C6:5:LEU:H	18:CH:24:GLN:NE2	1.93	0.66

Continued on next page...

Continued from previous page...

Atom-1	Atom-2	Interatomic distance (Å)	Clash overlap (Å)
11:CA:74:A:H5''	35:CY:162:ARG:HH22	1.60	0.66
6:D5:32:LYS:NZ	11:DA:910:U:O2	2.29	0.66
11:DA:1449:G:OP1	30:DT:43:THR:OG1	2.08	0.66
11:AA:500:U:P	34:AX:28:ARG:HH21	2.18	0.65
27:AQ:4:GLN:NE2	27:AQ:10:GLN:O	2.28	0.65
15:BE:158:LYS:HG2	15:BE:171:VAL:HG22	1.78	0.65
23:BM:46:ILE:HG12	23:BM:72:LEU:HD12	1.77	0.65
24:BN:23:CYS:HB3	24:BN:41:CYS:SG	2.36	0.65
11:CA:92:G:OP1	33:CW:10:LYS:NZ	2.29	0.65
11:CA:302:U:OP2	22:CL:20:LYS:HE3	1.96	0.65
11:CA:1292:U:H3'	12:CB:98:ARG:HH12	1.62	0.65
33:CW:11:ARG:NH1	33:CW:20:LEU:HB3	2.10	0.65
11:DA:244:A:H5'	27:DQ:38:GLY:HA3	1.76	0.65
11:DA:866:U:H3	11:DA:902:G:H22	1.43	0.65
11:DA:1480:U:O2'	11:DA:1481:A:O5'	2.12	0.65
17:DG:66:ARG:HG3	17:DG:66:ARG:NH1	2.11	0.65
4:A3:110:SER:OG	11:AA:794:A:OP1	2.15	0.65
11:AA:190:G:H2'	11:AA:191:A:H8	1.61	0.65
32:AV:89:SER:OG	32:AV:90:ILE:N	2.28	0.65
11:BA:230:A:N6	11:BA:231:U:O2	2.30	0.65
11:BA:1299:C:OP1	13:BC:159:TYR:OH	2.10	0.65
36:BZ:57:ASN:HB2	36:BZ:59:GLN:HG2	1.76	0.65
11:CA:982:U:H4'	11:CA:983:A:OP2	1.95	0.65
26:DP:18:ARG:HE	26:DP:20:GLN:HE21	1.44	0.65
3:A2:146:HIS:HD1	11:AA:181:G:H2'	1.61	0.65
33:AW:36:HIS:CG	33:AW:87:GLY:HA3	2.31	0.65
10:B9:128:HIS:HE2	10:B9:133:TYR:HB3	1.60	0.65
17:BG:101:ARG:NH2	17:BG:176:GLU:OE1	2.30	0.65
11:CA:220:A:H3'	11:CA:221:A:H8	1.60	0.65
11:CA:238:G:O2'	11:CA:239:A:OP1	2.12	0.65
11:CA:514:G:H4'	26:CP:34:SER:HB3	1.78	0.65
13:CC:157:GLN:HE21	13:CC:158:GLY:H	1.44	0.65
23:CM:46:ILE:HG12	23:CM:72:LEU:HD12	1.78	0.65
26:CP:18:ARG:HE	26:CP:20:GLN:HE21	1.44	0.65
11:DA:1024:G:H2'	11:DA:1025:G:H5''	1.78	0.65
11:DA:1213:G:C4'	29:DS:83:THR:HA	2.25	0.65
28:DR:260:GLN:HG3	28:DR:314:SER:HA	1.76	0.65
33:DW:11:ARG:NH1	33:DW:20:LEU:HB3	2.11	0.65
33:AW:193:ARG:HD3	33:AW:247:ARG:HB2	1.78	0.65
11:BA:887:U:OP1	11:BA:887:U:H4'	1.96	0.65
11:BA:982:U:H4'	11:BA:983:A:OP2	1.96	0.65

Continued on next page...

Continued from previous page...

Atom-1	Atom-2	Interatomic distance (Å)	Clash overlap (Å)
11:BA:1045:G:H2'	11:BA:1046:G:H5''	1.78	0.65
12:BB:201:LYS:HZ1	32:BV:82:LEU:HD22	1.61	0.65
33:BW:193:ARG:HD3	33:BW:247:ARG:HB2	1.78	0.65
35:BY:89:SER:OG	35:BY:90:GLY:N	2.28	0.65
3:A2:51:ILE:HD11	3:A2:68:LEU:HD21	1.78	0.65
11:AA:1024:G:H2'	11:AA:1025:G:H5''	1.79	0.65
11:AA:1369:A:H3'	11:AA:1369:A:N3	2.11	0.65
6:B5:42:ARG:NH2	21:BK:107:GLN:HG3	2.09	0.65
11:CA:5:U:OP2	15:CE:205:THR:HG22	1.97	0.65
11:CA:677:G:N2	11:CA:725:A:H1'	2.10	0.65
14:CD:146:PHE:HZ	14:CD:149:ARG:HE	1.44	0.65
7:D6:68:LYS:HB3	11:DA:1027:U:OP1	1.97	0.65
9:D8:95:LYS:HG2	9:D8:105:TYR:CE1	2.31	0.65
11:DA:377:G:O2'	11:DA:378:A:H5'	1.96	0.65
11:DA:1281:G:H2'	11:DA:1372:A:C2	2.31	0.65
11:DA:1479:G:N7	39:DA:8084:HOH:O	2.29	0.65
23:DM:48:LYS:HD3	30:DT:39:GLN:HG2	1.78	0.65
1:A0:43:ASN:HB3	1:A0:45:ARG:NH1	2.12	0.65
3:A2:146:HIS:CE1	11:AA:181:G:H2'	2.32	0.65
4:B3:196:LYS:HE2	7:B6:77:PHE:CZ	2.31	0.65
12:BB:128:GLN:HE21	12:BB:132:GLU:HG3	1.62	0.65
1:C0:38:ILE:HD11	1:C0:49:PHE:HB2	1.79	0.65
7:C6:47:ASN:N	7:C6:47:ASN:OD1	2.29	0.65
11:CA:1744:U:H4'	11:CA:1745:G:OP1	1.95	0.65
17:CG:101:ARG:NH2	17:CG:176:GLU:OE1	2.30	0.65
1:D0:38:ILE:HD11	1:D0:49:PHE:HB2	1.79	0.65
11:DA:231:U:H5'	11:DA:232:G:OP2	1.96	0.65
11:DA:1257:U:H4'	11:DA:1258:U:O5'	1.96	0.65
11:DA:1514:G:O2'	11:DA:1541:A:N6	2.30	0.65
24:DN:39:ARG:HG2	24:DN:39:ARG:NH1	2.08	0.65
33:DW:193:ARG:HD3	33:DW:247:ARG:HB2	1.79	0.65
9:A8:43:VAL:HA	9:A8:79:LEU:HD11	1.78	0.65
17:AG:66:ARG:HG3	17:AG:66:ARG:NH1	2.12	0.65
11:BA:996:U:H5'	11:BA:997:A:OP2	1.96	0.65
6:C5:56:LYS:HG3	21:CK:120:ALA:HB1	1.79	0.65
1:D0:40:MET:HE2	1:D0:46:LEU:HB3	1.77	0.65
11:DA:760:G:N7	26:DP:9:LYS:NZ	2.44	0.65
11:DA:1320:A:H5'	11:DA:1321:G:OP2	1.97	0.65
32:DV:16:LEU:HD13	32:DV:35:LEU:HG	1.78	0.65
5:A4:63:ILE:HG22	5:A4:91:ILE:HD12	1.78	0.65
11:AA:617:A:H4'	11:AA:618:G:OP2	1.95	0.65

Continued on next page...

Continued from previous page...

Atom-1	Atom-2	Interatomic distance (Å)	Clash overlap (Å)
11:AA:1200:G:N7	31:AU:76:ARG:NH1	2.45	0.65
3:B2:51:ILE:HD11	3:B2:68:LEU:HD21	1.77	0.65
11:BA:100:A:H61	11:BA:299:C:H5''	1.62	0.65
11:BA:378:A:H5''	11:BA:380:G:OP2	1.95	0.65
11:BA:1168:A:H4'	11:BA:1169:C:C5'	2.27	0.65
11:BA:1200:G:OP2	31:BU:28:GLY:HA2	1.97	0.65
11:BA:1444:U:H5''	17:BG:164:ILE:HD11	1.77	0.65
11:CA:1035:A:N3	11:CA:1035:A:H2'	2.10	0.65
11:DA:813:U:OP1	11:DA:813:U:H4'	1.97	0.65
11:AA:235:A:H4'	11:AA:236:U:OP2	1.97	0.65
11:AA:1168:A:H4'	11:AA:1169:C:C5'	2.27	0.65
23:AM:46:ILE:HG12	23:AM:72:LEU:HD12	1.78	0.65
24:AN:23:CYS:HB3	24:AN:41:CYS:SG	2.36	0.65
33:AW:11:ARG:NH1	33:AW:20:LEU:HB3	2.12	0.65
27:CQ:12:GLN:HE21	27:CQ:60:THR:HG23	1.62	0.65
33:CW:193:ARG:HD3	33:CW:247:ARG:HB2	1.79	0.65
11:DA:100:A:H61	11:DA:299:C:H5''	1.62	0.65
22:DL:69:LYS:HB3	22:DL:92:LEU:HD22	1.77	0.65
11:AA:1045:G:H2'	11:AA:1046:G:H5''	1.78	0.65
11:BA:645:C:H2'	11:BA:646:A:C8	2.31	0.65
11:BA:813:U:H4'	11:BA:813:U:OP1	1.97	0.65
6:C5:32:LYS:NZ	11:CA:910:U:O2	2.29	0.65
11:CA:311:U:H5'	11:CA:312:C:H5'	1.78	0.65
27:CQ:104:ARG:HH11	27:CQ:104:ARG:HG2	1.61	0.65
11:DA:171:U:H4'	11:DA:172:U:OP2	1.97	0.65
11:DA:535:A:O2'	11:DA:536:C:O5'	2.14	0.65
11:DA:1444:U:OP1	17:DG:164:ILE:HG13	1.97	0.65
11:AA:963:G:N7	39:AA:2171:HOH:O	2.29	0.64
27:AQ:12:GLN:HE21	27:AQ:60:THR:HG23	1.62	0.64
27:AQ:79:MET:HG3	27:AQ:82:THR:HB	1.79	0.64
11:BA:270:U:H4'	11:BA:271:U:OP2	1.97	0.64
11:BA:840:A:OP2	25:BO:66:ARG:NH2	2.30	0.64
15:BE:41:LYS:HB3	15:BE:244:PHE:CE2	2.33	0.64
33:BW:126:LEU:HB3	33:BW:143:THR:HG21	1.79	0.64
11:CA:866:U:H3	11:CA:902:G:H22	1.44	0.64
11:CA:969:A:OP2	39:CA:2180:HOH:O	2.13	0.64
11:CA:1472:U:OP2	30:CT:105:ARG:NH2	2.30	0.64
11:DA:891:G:H4'	11:DA:892:G:OP2	1.97	0.64
27:DQ:12:GLN:HE21	27:DQ:60:THR:HG23	1.62	0.64
4:A3:109:LYS:HE2	4:A3:109:LYS:H	1.62	0.64
5:A4:220:LYS:NZ	11:AA:864:U:OP1	2.30	0.64

Continued on next page...

Continued from previous page...

Atom-1	Atom-2	Interatomic distance (Å)	Clash overlap (Å)
11:AA:765:A:C6	26:AP:19:ARG:NH1	2.65	0.64
11:AA:879:G:N2	21:AK:68:GLU:OE1	2.30	0.64
11:AA:1092:U:H4'	11:AA:1093:A:OP2	1.97	0.64
11:AA:1320:A:H5'	11:AA:1321:G:OP2	1.97	0.64
7:B6:65:THR:O	7:B6:67:GLY:N	2.30	0.64
11:BA:74:A:H5''	35:BY:162:ARG:HH22	1.62	0.64
15:BE:145:TRP:H	15:BE:153:HIS:HE1	1.46	0.64
22:BL:52:VAL:HG23	22:BL:99:ASP:H	1.62	0.64
27:BQ:4:GLN:NE2	27:BQ:10:GLN:O	2.30	0.64
27:BQ:12:GLN:HE21	27:BQ:60:THR:HG23	1.62	0.64
9:C8:43:VAL:HA	9:C8:79:LEU:HD11	1.80	0.64
11:CA:660:U:H2'	11:CA:661:G:O4'	1.97	0.64
6:D5:99:PRO:HD2	6:D5:100:PRO:HD3	1.79	0.64
11:DA:5:U:OP2	15:DE:205:THR:HG22	1.98	0.64
11:DA:666:A:H2'	11:DA:667:C:O4'	1.96	0.64
11:DA:1288:C:OP2	32:DV:7:LYS:HE3	1.97	0.64
11:DA:1369:A:H3'	11:DA:1369:A:N3	2.11	0.64
13:DC:146:LYS:HD2	13:DC:151:LYS:HZ2	1.62	0.64
16:DF:22:ARG:HB2	16:DF:34:THR:HB	1.80	0.64
17:DG:101:ARG:NH2	17:DG:176:GLU:OE1	2.30	0.64
22:DL:52:VAL:HG23	22:DL:99:ASP:H	1.62	0.64
11:AA:840:A:H62	25:AO:72:LYS:NZ	1.95	0.64
11:BA:1257:U:H4'	11:BA:1258:U:O5'	1.97	0.64
32:CV:32:LYS:HD2	32:CV:47:ARG:HH21	1.61	0.64
11:DA:1357:G:OP1	32:DV:32:LYS:NZ	2.30	0.64
15:DE:41:LYS:HB3	15:DE:244:PHE:CE2	2.32	0.64
23:DM:46:ILE:HG12	23:DM:72:LEU:HD12	1.78	0.64
6:A5:99:PRO:HD2	6:A5:100:PRO:HD3	1.79	0.64
11:AA:377:G:O2'	11:AA:378:A:H5'	1.97	0.64
11:AA:1172:G:H4'	11:AA:1173:G:C5'	2.28	0.64
13:AC:226:GLU:HB2	28:AR:207:TYR:HA	1.79	0.64
22:BL:69:LYS:HB3	22:BL:92:LEU:HD22	1.78	0.64
4:C3:109:LYS:H	4:C3:109:LYS:HE2	1.63	0.64
11:CA:1514:G:O2'	11:CA:1541:A:N6	2.30	0.64
16:CF:22:ARG:HB2	16:CF:34:THR:HB	1.79	0.64
21:DK:36:THR:HG22	21:DK:38:ASN:H	1.62	0.64
7:A6:47:ASN:N	7:A6:47:ASN:OD1	2.31	0.64
9:A8:99:ASN:HD22	17:AG:90:ASN:HD21	1.46	0.64
11:AA:633:U:H4'	11:AA:634:C:H5''	1.78	0.64
11:AA:1137:A:H2'	11:AA:1138:A:H8	1.63	0.64
11:AA:1419:G:OP1	39:AA:2410:HOH:O	2.14	0.64

Continued on next page...

Continued from previous page...

Atom-1	Atom-2	Interatomic distance (Å)	Clash overlap (Å)
13:AC:157:GLN:HE21	13:AC:158:GLY:H	1.46	0.64
33:AW:126:LEU:HB3	33:AW:143:THR:HG21	1.79	0.64
33:AW:130:ALA:HA	33:AW:158:ILE:HD11	1.80	0.64
11:BA:69:A:H3'	35:BY:173:ARG:HH22	1.62	0.64
12:BB:77:TYR:CD1	12:BB:164:THR:HG23	2.29	0.64
19:BI:18:ALA:HA	19:BI:73:GLY:HA3	1.78	0.64
11:CA:2:A:O2'	11:CA:3:C:OP1	2.13	0.64
11:CA:379:A:OP1	11:CA:415:G:O2'	2.16	0.64
21:CK:36:THR:HG22	21:CK:38:ASN:H	1.62	0.64
22:CL:69:LYS:HB3	22:CL:92:LEU:HD22	1.79	0.64
11:DA:1168:A:H4'	11:DA:1169:C:C5'	2.27	0.64
14:DD:53:ARG:NH2	15:DE:175:ARG:O	2.31	0.64
11:AA:234:G:H2'	11:AA:235:A:C8	2.32	0.64
11:AA:302:U:OP2	22:AL:20:LYS:HE3	1.98	0.64
11:AA:1708:A:N6	39:AA:2233:HOH:O	2.29	0.64
1:B0:43:ASN:HB3	1:B0:45:ARG:NH1	2.12	0.64
11:BA:1320:A:H5'	11:BA:1321:G:OP2	1.98	0.64
15:BE:162:LYS:HB3	15:BE:167:ARG:HH11	1.62	0.64
4:C3:145:LEU:HA	18:CH:42:GLN:HE21	1.63	0.64
11:CA:171:U:H4'	11:CA:172:U:OP2	1.96	0.64
11:CA:813:U:H4'	11:CA:813:U:OP1	1.97	0.64
11:CA:1245:G:O2'	11:CA:1246:C:OP2	2.14	0.64
9:D8:73:LEU:HB2	9:D8:75:VAL:HG23	1.78	0.64
11:DA:883:A:H5'	21:DK:66:ARG:HB3	1.79	0.64
11:DA:887:U:H4'	11:DA:887:U:OP1	1.96	0.64
11:AA:654:U:H1'	11:AA:656:G:N2	2.08	0.64
3:B2:97:GLU:O	3:B2:101:THR:OG1	2.15	0.64
4:B3:109:LYS:H	4:B3:109:LYS:HE2	1.63	0.64
5:B4:63:ILE:HG22	5:B4:91:ILE:HD12	1.80	0.64
6:B5:99:PRO:HD2	6:B5:100:PRO:HD3	1.78	0.64
11:CA:1434:C:H2'	11:CA:1435:G:H5''	1.79	0.64
11:DA:473:A:H2'	11:DA:474:G:H8	1.63	0.64
11:DA:1092:U:H4'	11:DA:1093:A:OP2	1.97	0.64
27:DQ:104:ARG:HG2	27:DQ:104:ARG:HH11	1.62	0.64
1:A0:43:ASN:HA	11:AA:1708:A:O2'	1.98	0.64
11:AA:535:A:O2'	11:AA:536:C:O5'	2.15	0.64
14:AD:154:LYS:NZ	11:BA:473:A:O3'	2.22	0.64
11:BA:377:G:O2'	11:BA:378:A:H5'	1.98	0.64
11:BA:535:A:O2'	11:BA:536:C:O5'	2.16	0.64
13:BC:226:GLU:HB2	28:BR:207:TYR:HA	1.79	0.64
21:BK:26:ASN:HA	21:BK:91:ASN:ND2	2.13	0.64

Continued on next page...

Continued from previous page...

Atom-1	Atom-2	Interatomic distance (Å)	Clash overlap (Å)
11:CA:89:A:H4'	11:CA:90:U:OP2	1.97	0.64
22:CL:52:VAL:HG23	22:CL:99:ASP:H	1.63	0.64
10:D9:132:HIS:HB2	10:D9:141:LEU:HB2	1.79	0.64
11:DA:149:U:OP1	35:DY:107:ARG:HG2	1.98	0.64
11:DA:209:G:C4'	11:DA:210:A:H5'	2.28	0.64
11:DA:477:G:H2'	11:DA:478:G:O4'	1.97	0.64
9:A8:73:LEU:HB2	9:A8:75:VAL:HG23	1.79	0.64
11:AA:133:A:H4'	11:AA:134:C:H5'	1.79	0.64
11:AA:885:A:N3	11:AA:975:G:O2'	2.27	0.64
26:AP:18:ARG:HE	26:AP:20:GLN:HE21	1.45	0.64
5:B4:148:LYS:HZ3	5:B4:152:GLY:C	2.00	0.64
16:BF:22:ARG:HB2	16:BF:34:THR:HB	1.80	0.64
11:CA:270:U:H4'	11:CA:271:U:OP2	1.98	0.64
3:D2:97:GLU:O	3:D2:101:THR:OG1	2.14	0.64
11:DA:754:A:H4'	14:DD:9:SER:HB3	1.78	0.64
11:DA:840:A:H62	25:DO:72:LYS:NZ	1.96	0.64
33:DW:126:LEU:HB3	33:DW:143:THR:HG21	1.78	0.64
11:AA:1002:U:H2'	11:AA:1003:A:H5''	1.80	0.64
11:BA:1092:U:H4'	11:BA:1093:A:OP2	1.98	0.64
20:BJ:69:PRO:O	24:BN:40:ARG:NH1	2.30	0.64
23:BM:29:PRO:HA	23:BM:32:LEU:HD12	1.80	0.64
11:DA:219:C:H5'	11:DA:220:A:OP2	1.97	0.64
11:DA:999:C:N4	39:DA:7716:HOH:O	2.31	0.64
33:DW:36:HIS:CG	33:DW:87:GLY:HA3	2.33	0.64
35:DY:89:SER:OG	35:DY:90:GLY:N	2.30	0.64
11:AA:100:A:OP2	11:AA:299:C:N4	2.31	0.63
11:AA:813:U:OP1	11:AA:813:U:H4'	1.97	0.63
11:AA:1071:U:OP1	18:AH:71:LYS:NZ	2.32	0.63
11:BA:633:U:H4'	11:BA:634:C:H5''	1.80	0.63
11:BA:634:C:H6	11:BA:634:C:H5'	1.64	0.63
13:BC:157:GLN:HE21	13:BC:158:GLY:H	1.46	0.63
27:BQ:104:ARG:HG2	27:BQ:104:ARG:HH11	1.63	0.63
11:CA:508:A:OP2	39:CA:2017:HOH:O	2.14	0.63
11:CA:1365:U:H4'	11:CA:1366:G:OP2	1.98	0.63
11:CA:1428:C:O2'	11:CA:1429:G:OP1	2.12	0.63
11:DA:133:A:H4'	11:DA:134:C:H5'	1.79	0.63
11:DA:533:G:N2	39:DA:7640:HOH:O	2.29	0.63
11:DA:834:A:O2'	11:DA:835:U:H4'	1.98	0.63
11:DA:1282:U:O3'	11:DA:1373:G:O2'	2.17	0.63
3:A2:82:ARG:NH1	11:AA:254:A:OP1	2.31	0.63
11:AA:16:G:H2'	11:AA:17:C:C6	2.33	0.63

Continued on next page...

Continued from previous page...

Atom-1	Atom-2	Interatomic distance (Å)	Clash overlap (Å)
19:AI:54:ILE:HG22	19:AI:55:LEU:HD23	1.79	0.63
9:B8:43:VAL:HA	9:B8:79:LEU:HD11	1.79	0.63
11:BA:1172:G:H4'	11:BA:1173:G:O5'	1.97	0.63
11:CA:75:C:O2'	35:CY:178:LYS:HE2	1.99	0.63
11:CA:469:A:H5''	34:CX:35:SER:OG	1.98	0.63
11:CA:1263:G:N2	11:CA:1296:G:N2	2.45	0.63
14:CD:153:GLU:HA	14:CD:156:ILE:HD11	1.79	0.63
11:DA:1263:G:N2	11:DA:1296:G:N2	2.46	0.63
11:DA:1362:U:OP1	32:DV:59:LYS:NZ	2.24	0.63
11:DA:1568:C:OP2	24:DN:18:LYS:NZ	2.31	0.63
13:DC:157:GLN:HE21	13:DC:158:GLY:H	1.46	0.63
3:A2:97:GLU:O	3:A2:101:THR:OG1	2.15	0.63
11:AA:227:G:OP1	11:AA:227:G:H4'	1.98	0.63
11:AA:981:A:H2'	11:AA:983:A:N7	2.13	0.63
11:AA:1514:G:O2'	11:AA:1541:A:N6	2.31	0.63
11:BA:490:U:OP2	11:BA:490:U:H6	1.81	0.63
11:BA:1515:A:N1	23:BM:151:VAL:HG21	2.13	0.63
14:BD:146:PHE:HZ	14:BD:149:ARG:HE	1.44	0.63
28:BR:260:GLN:HG3	28:BR:314:SER:HA	1.81	0.63
10:C9:128:HIS:HE2	10:C9:133:TYR:HB3	1.61	0.63
11:CA:100:A:H61	11:CA:299:C:H5''	1.64	0.63
20:CJ:41:ARG:HH21	20:CJ:103:ASN:HB3	1.63	0.63
32:CV:16:LEU:HD13	32:CV:35:LEU:HG	1.80	0.63
11:DA:1147:U:OP2	23:DM:137:HIS:CE1	2.52	0.63
21:AK:36:THR:HG22	21:AK:38:ASN:H	1.62	0.63
11:BA:533:G:N2	39:BA:6083:HOH:O	2.30	0.63
11:BA:1137:A:H2'	11:BA:1138:A:H8	1.64	0.63
11:BA:1434:C:H2'	11:BA:1435:G:H5''	1.80	0.63
11:CA:1320:A:H5'	11:CA:1321:G:OP2	1.98	0.63
33:CW:36:HIS:CG	33:CW:87:GLY:HA3	2.34	0.63
1:D0:43:ASN:HB3	1:D0:45:ARG:NH1	2.14	0.63
10:A9:129:TYR:HB3	10:A9:152:LEU:HD13	1.79	0.63
11:BA:891:G:H4'	11:BA:892:G:OP2	1.99	0.63
1:C0:43:ASN:HB3	1:C0:45:ARG:NH1	2.13	0.63
4:C3:115:ARG:NH1	11:CA:632:U:C4	2.66	0.63
10:C9:121:PRO:HB2	31:CU:38:ALA:HA	1.79	0.63
11:CA:840:A:H62	25:CO:72:LYS:NZ	1.95	0.63
11:CA:1137:A:H2'	11:CA:1138:A:H8	1.63	0.63
1:B0:38:ILE:HD11	1:B0:49:PHE:HB2	1.80	0.63
5:B4:67:VAL:HG21	11:BA:898:U:H4'	1.80	0.63
11:BA:75:C:O2'	35:BY:178:LYS:HE2	1.98	0.63

Continued on next page...

Continued from previous page...

Atom-1	Atom-2	Interatomic distance (Å)	Clash overlap (Å)
11:BA:121:U:H4'	33:BW:150:ARG:HH12	1.62	0.63
5:C4:220:LYS:NZ	11:CA:864:U:OP1	2.32	0.63
11:CA:840:A:OP2	25:CO:66:ARG:NH2	2.32	0.63
13:CC:10:LYS:NZ	20:CJ:113:GLU:OE2	2.31	0.63
27:CQ:4:GLN:NE2	27:CQ:10:GLN:O	2.31	0.63
11:AA:1059:A:N3	11:AA:1115:A:O2'	2.30	0.63
16:AF:22:ARG:HB2	16:AF:34:THR:HB	1.81	0.63
11:CA:100:A:OP2	11:CA:299:C:N4	2.31	0.63
11:CA:887:U:OP1	11:CA:887:U:H4'	1.97	0.63
11:CA:1722:U:H5'	21:CK:151:LEU:HD12	1.81	0.63
19:CI:54:ILE:HG22	19:CI:55:LEU:HD23	1.80	0.63
33:CW:97:THR:HB	33:CW:99:GLN:HG2	1.80	0.63
11:DA:11:A:H2'	11:DA:12:U:H5'	1.80	0.63
11:AA:270:U:H4'	11:AA:271:U:OP2	1.98	0.63
27:AQ:104:ARG:HG2	27:AQ:104:ARG:HH11	1.64	0.63
7:B6:42:GLN:NE2	7:B6:55:GLU:H	1.97	0.63
11:BA:171:U:H4'	11:BA:172:U:OP2	1.97	0.63
11:CA:133:A:H4'	11:CA:134:C:H5'	1.79	0.63
35:CY:89:SER:OG	35:CY:90:GLY:N	2.30	0.63
11:DA:1213:G:H22	11:DA:1423:U:H4'	1.63	0.63
19:DI:54:ILE:HG22	19:DI:55:LEU:HD23	1.79	0.63
15:BE:231:TRP:CE2	18:BH:68:ARG:HG2	2.34	0.63
3:C2:27:PHE:CE1	11:CA:292:G:H4'	2.34	0.63
3:C2:82:ARG:NH1	11:CA:254:A:OP1	2.32	0.63
11:CA:253:A:H5'	11:CA:254:A:OP2	1.99	0.63
11:CA:901:A:N7	39:CA:2161:HOH:O	2.30	0.63
15:CE:162:LYS:HB3	15:CE:167:ARG:HH11	1.64	0.63
9:D8:81:ARG:HA	9:D8:84:MET:HG3	1.81	0.63
11:AA:60:C:O2	11:AA:266:G:O2'	2.13	0.62
11:AA:479:G:H8	11:AA:479:G:OP2	1.81	0.62
11:AA:493:U:O4	14:BD:169:GLU:N	2.31	0.62
11:AA:1217:G:O2'	11:AA:1218:C:OP2	2.17	0.62
4:B3:103:LYS:HA	4:B3:113:ARG:NH1	2.14	0.62
11:BA:981:A:H2'	11:BA:983:A:C8	2.34	0.62
4:C3:144:ARG:O	18:CH:42:GLN:NE2	2.32	0.62
21:CK:26:ASN:HA	21:CK:91:ASN:ND2	2.13	0.62
11:DA:10:G:OP1	11:DA:1605:A:H2'	1.99	0.62
11:DA:16:G:H2'	11:DA:17:C:C6	2.34	0.62
8:A7:52:ARG:NH2	11:AA:1192:C:OP1	2.32	0.62
11:AA:213:U:H4'	11:AA:214:U:H5'	1.80	0.62
29:AS:39:ALA:HA	29:AS:42:PHE:HD2	1.64	0.62

Continued on next page...

Continued from previous page...

Atom-1	Atom-2	Interatomic distance (Å)	Clash overlap (Å)
36:AZ:47:VAL:HB	36:AZ:74:ARG:CZ	2.30	0.62
7:B6:45:PHE:CG	25:BO:57:ARG:HD3	2.34	0.62
28:BR:161:HIS:HB2	28:BR:193:ASP:OD2	2.00	0.62
29:BS:39:ALA:HA	29:BS:42:PHE:HD2	1.63	0.62
10:C9:102:LYS:NZ	10:C9:112:GLN:HB3	2.14	0.62
11:CA:834:A:O2'	11:CA:835:U:H4'	1.98	0.62
11:CA:1002:U:H2'	11:CA:1003:A:H5''	1.81	0.62
11:CA:1367:C:H2'	11:CA:1368:A:O4'	2.00	0.62
12:CB:128:GLN:HE21	12:CB:132:GLU:HG3	1.63	0.62
6:D5:56:LYS:HG3	21:DK:120:ALA:HB1	1.82	0.62
11:DA:1122:G:H1'	11:DA:1718:A:C4	2.33	0.62
11:DA:1355:G:H21	28:DR:76:ASN:HD21	1.47	0.62
29:DS:39:ALA:HA	29:DS:42:PHE:HD2	1.64	0.62
11:AA:311:U:H5'	11:AA:312:C:H5'	1.81	0.62
11:AA:1469:U:OP1	30:AT:78:THR:OG1	2.12	0.62
11:AA:1486:U:HO2'	11:AA:1487:A:P	2.22	0.62
35:AY:89:SER:OG	35:AY:90:GLY:N	2.30	0.62
11:BA:100:A:OP2	11:BA:299:C:N4	2.30	0.62
11:BA:981:A:H2'	11:BA:983:A:N7	2.15	0.62
19:BI:54:ILE:HG22	19:BI:55:LEU:HD23	1.79	0.62
24:BN:39:ARG:HG2	24:BN:39:ARG:NH1	2.10	0.62
33:BW:210:CYS:HB3	33:BW:227:ILE:HD11	1.81	0.62
11:CA:1176:A:N3	24:CN:9:HIS:NE2	2.38	0.62
11:CA:1708:A:N6	39:CA:2311:HOH:O	2.32	0.62
15:DE:162:LYS:HB3	15:DE:167:ARG:HH11	1.63	0.62
20:DJ:41:ARG:HH21	20:DJ:103:ASN:HB3	1.63	0.62
4:A3:197:LYS:N	11:AA:1029:G:OP1	2.33	0.62
11:AA:11:A:H2'	11:AA:12:U:H5'	1.81	0.62
11:AA:379:A:OP1	11:AA:415:G:O2'	2.17	0.62
11:AA:1223:U:O2'	11:AA:1224:C:O4'	2.17	0.62
20:AJ:41:ARG:HH21	20:AJ:103:ASN:HB3	1.62	0.62
19:BI:31:LEU:HD11	19:BI:54:ILE:HD11	1.82	0.62
33:BW:97:THR:HB	33:BW:99:GLN:HG2	1.81	0.62
7:C6:34:LYS:HZ3	7:C6:78:LYS:HE3	1.63	0.62
11:CA:11:A:H2'	11:CA:12:U:H5'	1.81	0.62
11:CA:209:G:H4'	11:CA:210:A:H5'	1.80	0.62
11:CA:654:U:H1'	11:CA:656:G:N2	2.14	0.62
11:CA:1223:U:O2'	11:CA:1224:C:O4'	2.17	0.62
11:CA:1415:A:H4'	11:CA:1416:G:H5'	1.81	0.62
22:CL:34:LEU:O	22:CL:36:SER:N	2.33	0.62
11:DA:1200:G:OP2	31:DU:28:GLY:HA2	1.98	0.62

Continued on next page...

Continued from previous page...

Atom-1	Atom-2	Interatomic distance (Å)	Clash overlap (Å)
11:DA:1722:U:H5'	21:DK:151:LEU:HD12	1.80	0.62
13:DC:216:HIS:O	32:DV:20:TYR:OH	2.18	0.62
33:DW:130:ALA:HA	33:DW:158:ILE:HD11	1.80	0.62
11:AA:666:A:H2'	11:AA:667:C:O4'	1.98	0.62
13:AC:141:ILE:HG12	13:AC:187:VAL:HG12	1.82	0.62
11:BA:213:U:H4'	11:BA:214:U:H5'	1.81	0.62
11:BA:234:G:O2'	11:BA:235:A:O5'	2.17	0.62
11:BA:1188:A:O2'	11:BA:1189:A:H3'	1.99	0.62
25:BO:133:LEU:HA	27:BQ:147:ILE:HG21	1.80	0.62
26:BP:18:ARG:HE	26:BP:20:GLN:HE21	1.46	0.62
36:BZ:47:VAL:HB	36:BZ:74:ARG:CZ	2.30	0.62
8:C7:29:GLU:OE2	24:CN:7:ARG:NH1	2.32	0.62
11:CA:1556:G:H3'	19:CI:125:ARG:O	1.98	0.62
28:CR:161:HIS:HB2	28:CR:193:ASP:OD2	1.99	0.62
36:CZ:47:VAL:HB	36:CZ:74:ARG:CZ	2.28	0.62
7:D6:47:ASN:HB3	7:D6:67:GLY:HA2	1.81	0.62
11:DA:75:C:H5'	35:DY:176:CYS:HB2	1.81	0.62
11:DA:257:G:H5''	11:DA:258:A:OP1	2.00	0.62
21:DK:26:ASN:HA	21:DK:91:ASN:ND2	2.14	0.62
22:DL:13:ARG:NH2	27:DQ:101:LYS:O	2.32	0.62
11:AA:5:U:OP2	15:AE:205:THR:HG22	1.99	0.62
4:B3:140:ARG:HD3	18:BH:53:ILE:HG23	1.80	0.62
7:B6:45:PHE:CD2	25:BO:57:ARG:HD3	2.35	0.62
11:BA:17:C:O2'	11:BA:1110:A:N1	2.27	0.62
11:BA:840:A:H62	25:BO:72:LYS:NZ	1.98	0.62
11:BA:1223:U:O2'	11:BA:1224:C:O4'	2.18	0.62
17:BG:66:ARG:HG3	17:BG:66:ARG:NH1	2.13	0.62
28:BR:140:ARG:NH1	28:BR:162:SER:HA	2.15	0.62
6:C5:34:LYS:NZ	11:CA:1746:G:N7	2.38	0.62
11:CA:760:G:N7	26:CP:9:LYS:NZ	2.45	0.62
11:CA:891:G:H4'	11:CA:892:G:OP2	1.99	0.62
3:D2:140:ASN:H	3:D2:140:ASN:ND2	1.98	0.62
11:DA:553:A:C2	13:DC:181:LYS:NZ	2.66	0.62
11:DA:605:U:OP2	22:DL:5:LYS:NZ	2.30	0.62
11:DA:1137:A:H2'	11:DA:1138:A:H8	1.64	0.62
2:A1:68:ARG:NH1	6:A5:101:ILE:HD11	2.01	0.62
7:A6:5:LEU:H	18:AH:24:GLN:NE2	1.97	0.62
7:B6:5:LEU:H	18:BH:24:GLN:NE2	1.97	0.62
11:BA:822:U:H5'	11:BA:823:U:OP2	2.00	0.62
11:BA:1372:A:OP2	32:BV:56:HIS:HE1	1.81	0.62
9:C8:81:ARG:HA	9:C8:84:MET:HG3	1.81	0.62

Continued on next page...

Continued from previous page...

Atom-1	Atom-2	Interatomic distance (Å)	Clash overlap (Å)
11:CA:673:A:H2'	11:CA:675:A:H62	1.63	0.62
11:CA:1168:A:H4'	11:CA:1169:C:C5'	2.28	0.62
13:CC:141:ILE:HG12	13:CC:187:VAL:HG12	1.82	0.62
11:DA:1434:C:H2'	11:DA:1435:G:H5''	1.81	0.62
11:DA:1515:A:N1	23:DM:151:VAL:HG21	2.14	0.62
14:DD:153:GLU:HA	14:DD:156:ILE:HD11	1.81	0.62
15:DE:91:THR:HG22	15:DE:92:GLN:HG2	1.82	0.62
15:DE:132:HIS:CE1	15:DE:136:ASN:HD21	2.18	0.62
23:DM:29:PRO:HA	23:DM:32:LEU:HD12	1.82	0.62
4:A3:103:LYS:HA	4:A3:113:ARG:NH1	2.14	0.62
11:AA:891:G:H4'	11:AA:892:G:OP2	2.00	0.62
15:AE:145:TRP:H	15:AE:153:HIS:HE1	1.48	0.62
15:AE:231:TRP:CE2	18:AH:68:ARG:HG2	2.34	0.62
4:B3:103:LYS:HD2	11:BA:633:U:H3'	1.82	0.62
5:B4:46:GLY:HA3	21:BK:47:LEU:HD12	1.82	0.62
11:BA:311:U:H5'	11:BA:312:C:H5'	1.81	0.62
11:BA:1355:G:H21	28:BR:76:ASN:HD21	1.48	0.62
11:BA:1649:U:H3	11:BA:1676:A:H61	1.48	0.62
25:BO:96:LYS:HG2	25:BO:120:VAL:HG11	1.82	0.62
33:CW:130:ALA:HA	33:CW:158:ILE:HD11	1.81	0.62
33:CW:189:ASN:OD1	33:CW:189:ASN:N	2.33	0.62
1:D0:62:GLY:N	11:DA:560:C:OP1	2.31	0.62
5:D4:46:GLY:HA3	21:DK:47:LEU:HD12	1.82	0.62
27:DQ:79:MET:HG3	27:DQ:82:THR:HB	1.82	0.62
31:DU:50:CYS:HB2	31:DU:76:ARG:HD3	1.82	0.62
11:AA:1556:G:H3'	19:AI:125:ARG:O	1.99	0.62
12:AB:80:ARG:HH12	32:AV:82:LEU:HB2	1.64	0.62
31:AU:50:CYS:HB2	31:AU:76:ARG:HD3	1.82	0.62
11:BA:2:A:O2'	11:BA:3:C:OP1	2.17	0.62
11:BA:1037:G:H2'	11:BA:1038:U:H5''	1.82	0.62
11:BA:1514:G:O2'	11:BA:1541:A:N6	2.32	0.62
11:CA:666:A:H2'	11:CA:667:C:O4'	2.00	0.62
15:CE:91:THR:HG22	15:CE:92:GLN:HG2	1.82	0.62
15:CE:132:HIS:CE1	15:CE:136:ASN:HD21	2.17	0.62
11:DA:302:U:OP2	22:DL:20:LYS:HE3	1.99	0.62
11:DA:379:A:OP1	11:DA:415:G:O2'	2.18	0.62
11:DA:1164:C:O3'	19:DI:142:LYS:NZ	2.32	0.62
11:DA:1223:U:O2'	11:DA:1224:C:O4'	2.17	0.62
11:AA:676:C:O2'	11:AA:677:G:OP2	2.18	0.62
14:AD:153:GLU:HA	14:AD:156:ILE:HD11	1.81	0.62
33:AW:97:THR:HB	33:AW:99:GLN:HG2	1.81	0.62

Continued on next page...

Continued from previous page...

Atom-1	Atom-2	Interatomic distance (Å)	Clash overlap (Å)
11:BA:495:C:H2'	11:BA:496:G:O4'	2.00	0.62
11:BA:834:A:O2'	11:BA:835:U:H4'	1.99	0.62
11:BA:1367:C:H2'	11:BA:1368:A:O4'	2.00	0.62
15:BE:84:ILE:HD11	15:BE:126:ILE:HD11	1.82	0.62
1:C0:64:LEU:HD11	1:C0:92:LEU:HA	1.82	0.62
11:CA:822:U:H5'	11:CA:823:U:OP2	2.00	0.62
2:D1:50:ARG:HH21	17:DG:56:PHE:HB3	1.65	0.62
9:D8:47:LYS:CB	23:DM:6:GLU:HA	2.29	0.62
11:DA:981:A:H2'	11:DA:983:A:C8	2.35	0.62
12:DB:128:GLN:HE21	12:DB:132:GLU:HG3	1.63	0.62
5:A4:67:VAL:HG21	11:AA:898:U:H4'	1.81	0.61
7:A6:9:ILE:HB	7:A6:12:GLU:HG3	1.82	0.61
11:AA:1362:U:OP1	32:AV:59:LYS:NZ	2.25	0.61
11:AA:1736:C:H2'	11:AA:1737:C:C6	2.35	0.61
6:B5:34:LYS:NZ	11:BA:1746:G:N7	2.36	0.61
7:B6:47:ASN:HB3	7:B6:67:GLY:HA2	1.82	0.61
9:B8:81:ARG:HA	9:B8:84:MET:HG3	1.82	0.61
10:B9:100:PHE:CD1	10:B9:113:GLN:HG3	2.34	0.61
11:BA:879:G:N2	21:BK:68:GLU:OE1	2.32	0.61
5:C4:46:GLY:HA3	21:CK:47:LEU:HD12	1.82	0.61
11:CA:678:U:H5'	11:CA:679:U:OP2	2.00	0.61
11:CA:981:A:H2'	11:CA:983:A:C8	2.35	0.61
11:CA:1001:A:HO2'	11:CA:1002:U:P	2.23	0.61
4:D3:144:ARG:O	18:DH:42:GLN:NE2	2.32	0.61
8:D7:6:LYS:HZ1	31:DU:27:LYS:HZ3	1.46	0.61
24:DN:23:CYS:HB3	24:DN:41:CYS:SG	2.39	0.61
28:DR:161:HIS:HB2	28:DR:193:ASP:OD2	1.99	0.61
11:AA:785:G:N3	18:AH:107:THR:HG21	2.15	0.61
11:AA:822:U:H5'	11:AA:823:U:OP2	2.01	0.61
11:AA:1367:C:H2'	11:AA:1368:A:O4'	2.01	0.61
11:AA:1479:G:H3'	11:AA:1480:U:C6	2.33	0.61
26:AP:90:ARG:HH12	26:AP:98:LYS:HB2	1.65	0.61
33:AW:193:ARG:HD2	33:AW:220:PHE:CZ	2.36	0.61
11:BA:444:A:HO2'	11:BA:445:U:P	2.23	0.61
33:BW:130:ALA:HA	33:BW:158:ILE:HD11	1.81	0.61
4:C3:103:LYS:HA	4:C3:113:ARG:NH1	2.15	0.61
11:CA:71:U:O2'	11:CA:72:G:OP1	2.13	0.61
11:CA:1092:U:H4'	11:CA:1093:A:OP2	1.99	0.61
14:CD:129:ILE:HG22	14:CD:134:ILE:HG12	1.81	0.61
3:D2:24:LYS:O	11:DA:391:A:H8	1.83	0.61
10:D9:80:TYR:HE2	10:D9:83:LYS:HZ3	1.46	0.61

Continued on next page...

Continued from previous page...

Atom-1	Atom-2	Interatomic distance (Å)	Clash overlap (Å)
11:DA:233:U:H2'	11:DA:234:G:C8	2.36	0.61
5:A4:46:GLY:HA3	21:AK:47:LEU:HD12	1.81	0.61
11:AA:996:U:H5'	11:AA:997:A:OP2	2.00	0.61
13:AC:28:PHE:O	13:AC:32:LEU:HB2	2.01	0.61
11:BA:273:A:HO2'	11:BA:274:C:P	2.19	0.61
27:BQ:86:ARG:HE	27:BQ:103:HIS:HD2	1.47	0.61
28:BR:274:THR:HG22	28:BR:277:GLY:H	1.64	0.61
28:BR:282:ASN:N	28:BR:290:PRO:HG2	2.15	0.61
3:C2:97:GLU:O	3:C2:101:THR:OG1	2.17	0.61
29:CS:39:ALA:HA	29:CS:42:PHE:HD2	1.64	0.61
11:DA:270:U:H4'	11:DA:271:U:OP2	1.99	0.61
11:DA:1365:U:H4'	11:DA:1366:G:OP2	2.00	0.61
11:AA:257:G:H5''	11:AA:258:A:OP1	2.00	0.61
11:AA:834:A:O2'	11:AA:835:U:H4'	1.99	0.61
11:AA:1434:C:H2'	11:AA:1435:G:H5''	1.81	0.61
11:BA:11:A:H2'	11:BA:12:U:H5'	1.83	0.61
11:BA:1263:G:H21	11:BA:1296:G:H22	1.48	0.61
13:BC:141:ILE:HG12	13:BC:187:VAL:HG12	1.81	0.61
14:BD:149:ARG:HG3	14:BD:152:SER:HB2	1.82	0.61
3:C2:143:LYS:HA	3:C2:148:GLN:HE21	1.65	0.61
11:CA:535:A:O2'	11:CA:536:C:O5'	2.16	0.61
24:CN:23:CYS:HB3	24:CN:41:CYS:SG	2.39	0.61
34:CX:63:HIS:HD2	34:CX:69:LYS:HE2	1.66	0.61
11:DA:642:G:N2	11:DA:667:C:O2	2.33	0.61
11:DA:996:U:H5'	11:DA:997:A:OP2	2.00	0.61
11:DA:1037:G:H2'	11:DA:1038:U:H5''	1.82	0.61
33:DW:210:CYS:HB3	33:DW:227:ILE:HD11	1.81	0.61
36:DZ:47:VAL:HB	36:DZ:74:ARG:CZ	2.30	0.61
7:A6:34:LYS:HZ1	7:A6:78:LYS:HE3	1.63	0.61
11:AA:100:A:H61	11:AA:299:C:H5''	1.65	0.61
11:AA:236:U:O2'	11:AA:237:U:OP1	2.16	0.61
15:AE:143:GLY:N	15:AE:154:THR:O	2.33	0.61
3:B2:12:ARG:NH1	11:BA:101:A:OP1	2.34	0.61
11:BA:765:A:C5	26:BP:19:ARG:NH1	2.68	0.61
33:BW:36:HIS:CG	33:BW:87:GLY:HA3	2.35	0.61
11:CA:239:A:P	11:CA:239:A:H3'	2.40	0.61
13:CC:98:GLY:HA2	13:CC:104:GLN:NE2	2.16	0.61
23:CM:136:GLN:H	23:CM:136:GLN:NE2	1.96	0.61
27:CQ:66:ARG:NH2	27:CQ:128:ARG:HA	2.15	0.61
5:D4:67:VAL:HG21	11:DA:898:U:H4'	1.81	0.61
11:DA:473:A:H2'	11:DA:474:G:C8	2.35	0.61

Continued on next page...

Continued from previous page...

Atom-1	Atom-2	Interatomic distance (Å)	Clash overlap (Å)
11:DA:986:G:OP1	39:DA:7877:HOH:O	2.16	0.61
13:DC:141:ILE:HG12	13:DC:187:VAL:HG12	1.81	0.61
23:DM:122:HIS:HE1	29:DS:128:TYR:OH	1.83	0.61
7:A6:47:ASN:HB3	7:A6:67:GLY:HA2	1.81	0.61
23:AM:136:GLN:H	23:AM:136:GLN:NE2	1.98	0.61
11:BA:144:C:O4'	35:BY:132:LYS:NZ	2.34	0.61
11:BA:238:G:O2'	11:BA:239:A:OP1	2.19	0.61
11:BA:302:U:OP2	22:BL:20:LYS:HE3	2.00	0.61
11:CA:658:C:H2'	11:CA:659:G:C8	2.35	0.61
11:CA:1071:U:OP1	18:CH:71:LYS:NZ	2.33	0.61
18:CH:101:ASN:HB3	18:CH:112:THR:HG23	1.83	0.61
8:D7:65:TYR:HB3	13:DC:75:PHE:CE1	2.36	0.61
11:DA:1337:C:O2'	30:DT:11:LYS:HG3	2.00	0.61
11:AA:537:A:OP1	11:AA:538:A:OP2	2.18	0.61
11:AA:1368:A:H3'	11:AA:1369:A:C5'	2.31	0.61
11:AA:1415:A:H4'	11:AA:1416:G:H5'	1.82	0.61
3:B2:82:ARG:NH1	11:BA:254:A:OP1	2.34	0.61
5:B4:109:THR:HG22	21:BK:130:GLU:HG3	1.81	0.61
9:B8:95:LYS:HG2	9:B8:105:TYR:HE1	1.65	0.61
11:BA:392:A:H1'	33:BW:3:ARG:NH1	2.15	0.61
15:BE:91:THR:HG22	15:BE:92:GLN:HG2	1.81	0.61
11:CA:257:G:H5''	11:CA:258:A:OP1	2.01	0.61
11:CA:1368:A:H3'	11:CA:1369:A:C5'	2.31	0.61
11:CA:1736:C:H2'	11:CA:1737:C:C6	2.36	0.61
32:CV:6:THR:OG1	32:CV:7:LYS:N	2.34	0.61
4:D3:103:LYS:HA	4:D3:113:ARG:NH1	2.14	0.61
11:DA:1071:U:OP1	18:DH:71:LYS:NZ	2.33	0.61
17:DG:71:LEU:HG	17:DG:150:ILE:HD13	1.83	0.61
11:AA:981:A:H2'	11:AA:983:A:C8	2.34	0.61
12:AB:128:GLN:HE21	12:AB:132:GLU:HG3	1.64	0.61
22:AL:34:LEU:O	22:AL:36:SER:N	2.33	0.61
10:B9:75:LYS:HD3	11:BA:1418:C:C6	2.36	0.61
11:BA:1415:A:H4'	11:BA:1416:G:H5'	1.82	0.61
15:BE:228:PRO:HA	15:BE:231:TRP:NE1	2.15	0.61
23:BM:136:GLN:H	23:BM:136:GLN:NE2	1.95	0.61
11:CA:506:U:H2'	11:CA:507:G:C8	2.36	0.61
11:CA:892:G:HO2'	11:CA:893:A:H8	1.49	0.61
11:CA:1515:A:N1	23:CM:151:VAL:HG21	2.16	0.61
13:CC:228:ARG:HG3	28:CR:245:LEU:N	2.15	0.61
5:D4:90:VAL:HG12	5:D4:226:ARG:HH12	1.66	0.61
6:D5:42:ARG:NH2	21:DK:107:GLN:HG3	2.14	0.61

Continued on next page...

Continued from previous page...

Atom-1	Atom-2	Interatomic distance (Å)	Clash overlap (Å)
11:DA:2:A:O2'	11:DA:3:C:OP1	2.18	0.61
11:DA:981:A:H2'	11:DA:983:A:N7	2.16	0.61
28:DR:282:ASN:N	28:DR:290:PRO:HG2	2.15	0.61
11:AA:1277:U:H4'	11:AA:1278:C:OP2	2.01	0.61
11:AA:1444:U:H5''	17:AG:164:ILE:HD11	1.81	0.61
28:AR:161:HIS:HB2	28:AR:193:ASP:OD2	2.01	0.61
3:B2:204:GLN:HE21	3:B2:208:LYS:HE3	1.66	0.61
11:BA:1752:U:O2'	11:BA:1753:A:O5'	2.18	0.61
15:BE:132:HIS:CE1	15:BE:136:ASN:HD21	2.19	0.61
11:CA:328:G:H4'	11:CA:329:A:O5'	2.01	0.61
21:CK:44:VAL:HG23	21:CK:53:LEU:HB2	1.82	0.61
3:D2:143:LYS:HA	3:D2:148:GLN:HE21	1.66	0.61
4:D3:115:ARG:NH1	11:DA:632:U:C4	2.69	0.61
11:DA:144:C:O4'	35:DY:132:LYS:NZ	2.34	0.61
11:DA:1217:G:O2'	11:DA:1218:C:OP2	2.16	0.61
11:DA:1736:C:H2'	11:DA:1737:C:C6	2.36	0.61
11:AA:209:G:C8	11:AA:209:G:H5''	2.36	0.61
11:AA:533:G:N2	39:AA:2092:HOH:O	2.34	0.61
17:AG:71:LEU:HG	17:AG:150:ILE:HD13	1.82	0.61
11:BA:1002:U:H2'	11:BA:1003:A:H5''	1.81	0.61
11:BA:1147:U:O4	23:BM:140:THR:HG21	2.00	0.61
27:BQ:48:ILE:HG22	27:BQ:49:GLU:HG3	1.82	0.61
27:BQ:66:ARG:NH2	27:BQ:128:ARG:HA	2.16	0.61
33:BW:189:ASN:N	33:BW:189:ASN:OD1	2.34	0.61
11:CA:1282:U:O4	39:CA:2257:HOH:O	2.10	0.61
11:CA:1479:G:H3'	11:CA:1480:U:C6	2.34	0.61
1:D0:43:ASN:O	1:D0:43:ASN:ND2	2.27	0.61
5:D4:49:LEU:HD23	21:DK:51:GLU:HB3	1.83	0.61
11:DA:680:U:O2'	11:DA:681:G:OP1	2.18	0.61
11:DA:1299:C:H5''	13:DC:160:MET:O	2.01	0.61
13:DC:28:PHE:O	13:DC:32:LEU:HB2	2.01	0.61
19:DI:31:LEU:HD11	19:DI:54:ILE:HD11	1.82	0.61
23:DM:35:ILE:HD12	23:DM:38:ILE:HD12	1.83	0.61
11:AA:209:G:H4'	11:AA:210:A:H5'	1.83	0.60
23:AM:29:PRO:HA	23:AM:32:LEU:HD12	1.82	0.60
11:BA:75:C:H5'	35:BY:176:CYS:HB2	1.83	0.60
11:BA:222:U:H1'	11:BA:814:A:N6	2.15	0.60
3:C2:52:ARG:HB2	3:C2:64:ARG:HB2	1.83	0.60
11:CA:1649:U:H3	11:CA:1676:A:H61	1.48	0.60
5:D4:210:ILE:O	11:DA:1036:U:O2'	2.12	0.60
11:DA:550:G:OP1	34:DX:59:SER:OG	2.13	0.60

Continued on next page...

Continued from previous page...

Atom-1	Atom-2	Interatomic distance (Å)	Clash overlap (Å)
5:A4:49:LEU:HD23	21:AK:51:GLU:HB3	1.82	0.60
10:A9:95:LEU:N	11:AA:1201:G:OP2	2.34	0.60
11:AA:71:U:O2'	11:AA:72:G:OP1	2.13	0.60
11:AA:235:A:O2'	11:AA:814:A:OP2	2.16	0.60
11:AA:989:G:N7	39:AA:2183:HOH:O	2.30	0.60
11:AA:1216:A:H2'	11:AA:1218:C:H5'	1.83	0.60
12:AB:23:ILE:HA	12:AB:42:HIS:HD2	1.66	0.60
7:C6:42:GLN:NE2	7:C6:55:GLU:H	1.99	0.60
31:CU:36:ILE:HG12	31:CU:68:ILE:HD12	1.83	0.60
7:D6:9:ILE:HB	7:D6:12:GLU:HG3	1.83	0.60
11:DA:8:U:O2	11:DA:1111:A:H3'	2.00	0.60
11:DA:673:A:H2'	11:DA:675:A:H62	1.66	0.60
11:DA:1011:C:H4'	25:DO:7:LYS:HG2	1.84	0.60
11:DA:1368:A:H3'	11:DA:1369:A:C5'	2.31	0.60
11:DA:1710:G:O6	39:DA:7703:HOH:O	2.13	0.60
3:A2:143:LYS:HA	3:A2:148:GLN:HE21	1.65	0.60
7:A6:18:LYS:HE2	7:A6:19:PHE:CE1	2.36	0.60
11:AA:975:G:H5'	11:AA:976:A:OP2	2.01	0.60
4:B3:117:ARG:NH1	11:BA:834:A:C5	2.70	0.60
7:B6:9:ILE:HB	7:B6:12:GLU:HG3	1.83	0.60
11:BA:506:U:H2'	11:BA:507:G:C8	2.37	0.60
11:BA:1028:G:O6	39:BA:6055:HOH:O	2.15	0.60
11:BA:1505:C:H4'	11:BA:1511:A:N6	2.17	0.60
5:C4:148:LYS:HZ3	5:C4:152:GLY:C	2.04	0.60
11:CA:468:U:H2'	34:CX:32:LYS:HB2	1.84	0.60
27:CQ:79:MET:HG3	27:CQ:82:THR:HB	1.83	0.60
31:CU:50:CYS:SG	31:CU:51:ASP:N	2.75	0.60
11:DA:822:U:H5'	11:DA:823:U:OP2	2.00	0.60
11:DA:1515:A:N6	11:DA:1540:G:H1'	2.17	0.60
33:DW:193:ARG:HD2	33:DW:220:PHE:CZ	2.36	0.60
11:AA:2:A:O2'	11:AA:3:C:OP1	2.20	0.60
26:AP:48:VAL:HG12	26:AP:49:ASP:H	1.66	0.60
9:B8:99:ASN:HD22	17:BG:90:ASN:HD21	1.50	0.60
11:BA:1373:G:OP1	32:BV:4:VAL:HA	2.02	0.60
12:BB:23:ILE:HA	12:BB:42:HIS:HD2	1.66	0.60
5:C4:90:VAL:HG12	5:C4:226:ARG:HH12	1.67	0.60
11:CA:1216:A:H2'	11:CA:1218:C:H5'	1.84	0.60
28:CR:140:ARG:NH1	28:CR:162:SER:HA	2.16	0.60
33:CW:193:ARG:HD2	33:CW:220:PHE:CZ	2.37	0.60
7:D6:42:GLN:NE2	7:D6:55:GLU:H	1.99	0.60
11:DA:506:U:H2'	11:DA:507:G:C8	2.36	0.60

Continued on next page...

Continued from previous page...

Atom-1	Atom-2	Interatomic distance (Å)	Clash overlap (Å)
11:DA:975:G:H5'	11:DA:976:A:OP2	2.01	0.60
11:DA:1277:U:H4'	11:DA:1278:C:OP2	2.00	0.60
14:DD:129:ILE:HG22	14:DD:134:ILE:HG12	1.83	0.60
15:DE:145:TRP:H	15:DE:153:HIS:HE1	1.48	0.60
27:DQ:66:ARG:NH2	27:DQ:128:ARG:HA	2.16	0.60
28:DR:140:ARG:NH1	28:DR:162:SER:HA	2.16	0.60
31:DU:36:ILE:HG12	31:DU:68:ILE:HD12	1.82	0.60
32:DV:70:SER:HA	32:DV:75:GLU:OE2	2.01	0.60
33:DW:97:THR:HB	33:DW:99:GLN:HG2	1.81	0.60
11:AA:230:A:H2'	11:AA:231:U:H5'	1.83	0.60
11:AA:1365:U:H4'	11:AA:1366:G:OP2	2.00	0.60
11:AA:1649:U:H3	11:AA:1676:A:H61	1.50	0.60
25:AO:35:VAL:HG21	25:AO:68:LEU:HD23	1.83	0.60
28:AR:255:GLY:H	28:AR:279:LYS:HZ2	1.47	0.60
3:B2:31:ARG:NH2	11:BA:324:A:OP1	2.34	0.60
3:B2:143:LYS:HA	3:B2:148:GLN:HE21	1.67	0.60
11:BA:16:G:H2'	11:BA:17:C:C6	2.36	0.60
4:C3:16:GLU:HG2	4:C3:45:VAL:HB	1.83	0.60
11:CA:1506:G:H4'	11:CA:1508:G:O6	2.02	0.60
19:CI:31:LEU:HD11	19:CI:54:ILE:HD11	1.82	0.60
4:D3:110:SER:OG	11:DA:794:A:OP1	2.18	0.60
11:DA:60:C:O2	11:DA:266:G:O2'	2.14	0.60
25:DO:35:VAL:HG21	25:DO:68:LEU:HD23	1.84	0.60
28:DR:274:THR:HG22	28:DR:277:GLY:H	1.65	0.60
4:A3:65:VAL:HG21	4:A3:73:LEU:HD22	1.84	0.60
11:AA:220:A:H5'	11:AA:221:A:OP2	2.01	0.60
11:AA:1263:G:H22	11:AA:1296:G:N2	2.00	0.60
11:BA:257:G:H5''	11:BA:258:A:OP1	2.01	0.60
11:BA:392:A:H1'	33:BW:3:ARG:HH11	1.67	0.60
11:BA:1277:U:H4'	11:BA:1278:C:OP2	2.01	0.60
14:BD:129:ILE:HG22	14:BD:134:ILE:HG12	1.84	0.60
27:BQ:146:ILE:HD12	27:BQ:153:GLN:HG2	1.84	0.60
33:BW:155:GLU:HG3	35:BY:219:TRP:HZ2	1.67	0.60
11:CA:469:A:N6	39:CA:2089:HOH:O	2.34	0.60
11:CA:605:U:OP2	22:CL:5:LYS:NZ	2.34	0.60
1:D0:64:LEU:HD11	1:D0:92:LEU:HA	1.83	0.60
11:DA:71:U:O2'	11:DA:72:G:OP1	2.12	0.60
11:DA:622:G:H5'	25:DO:122:SER:OG	2.02	0.60
11:DA:1556:G:O2'	11:DA:1557:U:OP2	2.20	0.60
9:A8:81:ARG:HA	9:A8:84:MET:HG3	1.83	0.60
11:AA:232:G:HO2'	11:AA:233:U:P	2.24	0.60

Continued on next page...

Continued from previous page...

Atom-1	Atom-2	Interatomic distance (Å)	Clash overlap (Å)
11:AA:1001:A:HO2'	11:AA:1002:U:P	2.24	0.60
30:AT:139:GLU:O	30:AT:142:ARG:HG3	2.02	0.60
33:AW:89:MET:HE1	33:AW:102:ARG:HD3	1.83	0.60
11:BA:168:U:H2'	11:BA:169:G:C8	2.37	0.60
11:BA:491:U:H2'	11:BA:492:C:C1'	2.32	0.60
11:BA:904:A:OP1	11:BA:994:C:O2'	2.10	0.60
11:BA:1263:G:N2	11:BA:1296:G:N2	2.46	0.60
11:BA:1368:A:H3'	11:BA:1369:A:C5'	2.31	0.60
21:BK:44:VAL:HG23	21:BK:53:LEU:HB2	1.83	0.60
7:C6:45:PHE:CG	25:CO:57:ARG:HD3	2.36	0.60
11:CA:16:G:H2'	11:CA:17:C:C6	2.37	0.60
11:CA:1216:A:H5'	11:CA:1217:G:OP2	2.01	0.60
31:CU:50:CYS:HB2	31:CU:76:ARG:HD3	1.83	0.60
9:D8:95:LYS:HG2	9:D8:105:TYR:HE1	1.67	0.60
11:DA:845:G:H5''	25:DO:4:MET:HE2	1.84	0.60
11:DA:1372:A:OP2	32:DV:56:HIS:HE1	1.84	0.60
16:DF:78:ARG:HH12	16:DF:100:GLY:HA3	1.66	0.60
26:DP:90:ARG:HH12	26:DP:98:LYS:HB2	1.66	0.60
9:A8:95:LYS:HG2	9:A8:105:TYR:HE1	1.66	0.60
11:AA:559:C:O2'	11:AA:560:C:H5''	2.02	0.60
15:AE:91:THR:HG22	15:AE:92:GLN:HG2	1.82	0.60
22:AL:55:LYS:HG2	22:AL:92:LEU:HD11	1.83	0.60
25:AO:96:LYS:HG2	25:AO:120:VAL:HG11	1.83	0.60
8:C7:12:ILE:HD11	8:C7:37:VAL:HG11	1.84	0.60
11:CA:209:G:O2'	11:CA:210:A:OP2	2.17	0.60
11:CA:772:A:O2'	33:CW:108:LYS:NZ	2.33	0.60
33:CW:210:CYS:HB3	33:CW:227:ILE:HD11	1.81	0.60
4:D3:16:GLU:HG2	4:D3:45:VAL:HB	1.84	0.60
11:DA:1216:A:H2'	11:DA:1218:C:H5'	1.84	0.60
11:AA:506:U:H2'	11:AA:507:G:C8	2.37	0.60
15:AE:132:HIS:CE1	15:AE:136:ASN:HD21	2.19	0.60
21:AK:128:ARG:HH11	21:AK:128:ARG:HG2	1.67	0.60
28:AR:274:THR:HG22	28:AR:277:GLY:H	1.66	0.60
31:AU:36:ILE:HG12	31:AU:68:ILE:HD12	1.82	0.60
11:BA:1171:G:H5''	24:BN:39:ARG:NH1	2.16	0.60
11:BA:1216:A:H2'	11:BA:1218:C:H5'	1.83	0.60
11:BA:1555:A:H5'	19:BI:137:ARG:HH12	1.67	0.60
6:C5:11:SER:HB2	11:CA:912:A:H5'	1.84	0.60
11:CA:220:A:H5'	11:CA:221:A:OP2	2.02	0.60
11:CA:531:A:H1'	39:CA:2089:HOH:O	2.01	0.60
11:CA:845:G:H5''	25:CO:4:MET:HE2	1.84	0.60

Continued on next page...

Continued from previous page...

Atom-1	Atom-2	Interatomic distance (Å)	Clash overlap (Å)
11:CA:1037:G:H2'	11:CA:1038:U:H5''	1.82	0.60
22:CL:37:ARG:HG3	22:CL:44:GLY:HA2	1.84	0.60
11:DA:1415:A:H4'	11:DA:1416:G:H5'	1.82	0.60
11:DA:1752:U:O2'	11:DA:1753:A:O5'	2.19	0.60
12:DB:23:ILE:HA	12:DB:42:HIS:HD2	1.67	0.60
21:DK:128:ARG:HH11	21:DK:128:ARG:HG2	1.65	0.60
7:A6:45:PHE:CD2	25:AO:57:ARG:HD3	2.36	0.60
11:AA:209:G:H5''	11:AA:209:G:H8	1.67	0.60
11:AA:486:A:H2'	11:AA:487:C:C4	2.36	0.60
19:AI:31:LEU:HD11	19:AI:54:ILE:HD11	1.84	0.60
34:AX:63:HIS:HD2	34:AX:69:LYS:HE2	1.66	0.60
11:BA:379:A:OP1	11:BA:415:G:O2'	2.19	0.60
11:BA:1365:U:H4'	11:BA:1366:G:OP2	2.01	0.60
34:BX:63:HIS:HD2	34:BX:69:LYS:HE2	1.67	0.60
7:C6:9:ILE:HB	7:C6:12:GLU:HG3	1.84	0.60
11:CA:646:A:H2'	11:CA:647:U:O4'	2.02	0.60
11:CA:1263:G:H22	11:CA:1296:G:N2	2.00	0.60
11:CA:1444:U:H5''	17:CG:164:ILE:HD11	1.83	0.60
11:CA:1515:A:N6	11:CA:1540:G:H1'	2.16	0.60
12:CB:23:ILE:HA	12:CB:42:HIS:HD2	1.65	0.60
16:CF:57:CYS:SG	16:CF:77:HIS:NE2	2.75	0.60
23:CM:29:PRO:HA	23:CM:32:LEU:HD12	1.83	0.60
28:CR:255:GLY:H	28:CR:279:LYS:HZ1	1.50	0.60
4:D3:192:PHE:CG	7:D6:21:ARG:NH1	2.70	0.60
11:DA:168:U:H2'	11:DA:169:G:C8	2.37	0.60
11:DA:662:U:H2'	11:DA:663:G:C8	2.37	0.60
11:DA:1281:G:H2'	11:DA:1372:A:H2	1.66	0.60
11:DA:1359:C:O2'	32:DV:52:GLY:HA3	2.02	0.60
11:AA:1515:A:N6	11:AA:1540:G:H1'	2.17	0.59
3:B2:149:LYS:HE3	3:B2:150:ARG:HH11	1.67	0.59
4:B3:16:GLU:HG2	4:B3:45:VAL:HB	1.84	0.59
11:BA:149:U:OP1	35:BY:107:ARG:HG2	2.01	0.59
11:BA:1217:G:O2'	11:BA:1218:C:OP2	2.20	0.59
35:BY:64:LYS:HB2	35:BY:97:VAL:HG11	1.84	0.59
13:DC:228:ARG:HG3	28:DR:245:LEU:H	1.68	0.59
33:DW:89:MET:HE1	33:DW:102:ARG:HD3	1.84	0.59
33:DW:189:ASN:N	33:DW:189:ASN:OD1	2.34	0.59
8:A7:12:ILE:HD11	8:A7:37:VAL:HG11	1.84	0.59
13:AC:98:GLY:HA2	13:AC:104:GLN:NE2	2.17	0.59
3:B2:149:LYS:HE3	3:B2:150:ARG:NH1	2.17	0.59
11:BA:328:G:H4'	11:BA:329:A:O5'	2.02	0.59

Continued on next page...

Continued from previous page...

Atom-1	Atom-2	Interatomic distance (Å)	Clash overlap (Å)
11:BA:537:A:OP1	11:BA:538:A:OP2	2.20	0.59
11:BA:1288:C:OP2	32:BV:7:LYS:HE3	2.02	0.59
11:BA:1737:C:H2'	11:BA:1738:U:C6	2.37	0.59
27:BQ:79:MET:HG3	27:BQ:82:THR:HB	1.83	0.59
33:BW:89:MET:HE1	33:BW:102:ARG:HD3	1.83	0.59
14:CD:149:ARG:HG3	14:CD:152:SER:HB2	1.84	0.59
15:CE:145:TRP:H	15:CE:153:HIS:HE1	1.48	0.59
21:CK:128:ARG:HH11	21:CK:128:ARG:HG2	1.66	0.59
21:CK:147:ARG:HH11	21:CK:150:ARG:NH2	1.99	0.59
30:CT:139:GLU:O	30:CT:142:ARG:HG3	2.02	0.59
1:D0:22:LYS:HD2	10:D9:74:LYS:HZ2	1.67	0.59
5:D4:148:LYS:HZ3	5:D4:152:GLY:C	2.05	0.59
11:DA:250:A:H4'	33:DW:137:GLN:HE21	1.67	0.59
11:DA:328:G:H4'	11:DA:329:A:O5'	2.02	0.59
14:DD:149:ARG:HG3	14:DD:152:SER:HB2	1.83	0.59
18:DH:105:THR:HG22	18:DH:110:ILE:HG12	1.83	0.59
27:DQ:86:ARG:HE	27:DQ:103:HIS:HD2	1.50	0.59
34:DX:63:HIS:HD2	34:DX:69:LYS:HE2	1.66	0.59
11:AA:209:G:C5'	11:AA:210:A:H5'	2.32	0.59
11:AA:312:C:H4'	11:AA:313:G:OP1	2.01	0.59
35:AY:29:ASP:OD1	35:AY:70:ARG:NH2	2.36	0.59
11:BA:318:U:O2'	27:BQ:6:GLN:HG2	2.02	0.59
11:BA:1515:A:N6	11:BA:1540:G:H1'	2.17	0.59
11:BA:1587:U:C4	17:BG:55:LYS:HA	2.37	0.59
22:BL:13:ARG:NH2	27:BQ:101:LYS:O	2.36	0.59
3:C2:149:LYS:HE3	3:C2:150:ARG:HH11	1.67	0.59
7:C6:18:LYS:HE2	7:C6:19:PHE:CE1	2.37	0.59
22:CL:102:LEU:HB3	22:CL:125:CYS:HB2	1.83	0.59
8:D7:12:ILE:HD11	8:D7:37:VAL:HG11	1.84	0.59
11:DA:749:G:H4'	11:DA:750:U:OP1	2.01	0.59
11:DA:1002:U:H2'	11:DA:1003:A:H5''	1.82	0.59
11:DA:1591:C:H2'	11:DA:1592:C:H6	1.67	0.59
28:DR:275:ASP:HA	28:DR:311:GLN:HB3	1.84	0.59
4:A3:152:ARG:HB2	4:A3:183:THR:HB	1.84	0.59
5:A4:109:THR:HG22	21:AK:130:GLU:HG3	1.83	0.59
11:AA:1171:G:H5''	24:AN:39:ARG:NH1	2.17	0.59
23:AM:119:ILE:HG23	29:AS:124:PHE:HE2	1.66	0.59
28:AR:275:ASP:HA	28:AR:311:GLN:HB3	1.83	0.59
33:AW:210:CYS:HB3	33:AW:227:ILE:HD11	1.82	0.59
2:B1:6:THR:HG21	2:B1:56:GLU:OE2	2.03	0.59
5:B4:90:VAL:HG12	5:B4:226:ARG:HH12	1.66	0.59

Continued on next page...

Continued from previous page...

Atom-1	Atom-2	Interatomic distance (Å)	Clash overlap (Å)
10:B9:88:HIS:CD2	11:BA:1219:U:H5''	2.37	0.59
1:C0:101:ASN:HD21	10:C9:77:LYS:HZ2	1.48	0.59
7:C6:47:ASN:HB3	7:C6:67:GLY:HA2	1.82	0.59
27:CQ:17:LEU:HD22	27:CQ:29:ALA:HA	1.85	0.59
27:CQ:86:ARG:HE	27:CQ:103:HIS:HD2	1.49	0.59
3:D2:204:GLN:HE21	3:D2:208:LYS:HE3	1.67	0.59
11:DA:469:A:N6	39:DA:7637:HOH:O	2.34	0.59
11:DA:1419:G:OP1	39:DA:8037:HOH:O	2.17	0.59
11:DA:1649:U:H3	11:DA:1676:A:H61	1.49	0.59
22:DL:34:LEU:O	22:DL:36:SER:N	2.36	0.59
6:A5:97:ARG:O	6:A5:99:PRO:HD3	2.03	0.59
11:AA:845:G:H5''	25:AO:4:MET:HE2	1.84	0.59
11:AA:1216:A:H5'	11:AA:1217:G:OP2	2.02	0.59
11:AA:1263:G:N2	11:AA:1296:G:N2	2.47	0.59
14:AD:149:ARG:HG3	14:AD:152:SER:HB2	1.83	0.59
28:AR:140:ARG:NH1	28:AR:162:SER:HA	2.17	0.59
10:B9:86:THR:O	11:BA:1219:U:H5'	2.03	0.59
11:BA:1276:G:H5'	11:BA:1294:A:OP2	2.03	0.59
11:BA:1469:U:H5'	30:BT:75:GLY:HA3	1.85	0.59
23:BM:102:SER:OG	23:BM:103:ASN:N	2.35	0.59
3:C2:204:GLN:HE21	3:C2:208:LYS:HE3	1.66	0.59
9:C8:95:LYS:HG2	9:C8:105:TYR:HE1	1.65	0.59
11:CA:559:C:O2'	11:CA:560:C:H5''	2.03	0.59
13:CC:28:PHE:O	13:CC:32:LEU:HB2	2.02	0.59
15:CE:84:ILE:HD11	15:CE:126:ILE:HD11	1.83	0.59
25:CO:96:LYS:HG2	25:CO:120:VAL:HG11	1.83	0.59
27:CQ:48:ILE:HG22	27:CQ:49:GLU:HG3	1.83	0.59
28:CR:282:ASN:N	28:CR:290:PRO:HG2	2.15	0.59
2:D1:21:ARG:HA	11:DA:1591:C:C2	2.38	0.59
3:D2:149:LYS:HE3	3:D2:150:ARG:NH1	2.17	0.59
11:DA:1263:G:H22	11:DA:1296:G:N2	2.00	0.59
11:DA:1367:C:H2'	11:DA:1368:A:O4'	2.01	0.59
13:DC:105:VAL:HG22	13:DC:189:VAL:HB	1.83	0.59
22:DL:37:ARG:HG3	22:DL:44:GLY:HA2	1.83	0.59
11:AA:1002:U:C2'	11:AA:1003:A:H5''	2.33	0.59
11:AA:1505:C:H4'	11:AA:1511:A:N6	2.17	0.59
11:AA:1515:A:N1	23:AM:151:VAL:HG21	2.18	0.59
17:AG:73:PHE:HB2	17:AG:154:ARG:NH2	2.18	0.59
11:BA:1736:C:H2'	11:BA:1737:C:C6	2.37	0.59
21:BK:128:ARG:HH11	21:BK:128:ARG:HG2	1.67	0.59
11:CA:996:U:H5'	11:CA:997:A:OP2	2.02	0.59

Continued on next page...

Continued from previous page...

Atom-1	Atom-2	Interatomic distance (Å)	Clash overlap (Å)
11:CA:1288:C:O2'	11:CA:1372:A:O2'	2.14	0.59
25:CO:35:VAL:HG21	25:CO:68:LEU:HD23	1.84	0.59
3:D2:52:ARG:HB2	3:D2:64:ARG:HB2	1.85	0.59
11:DA:59:C:N4	11:DA:62:G:OP2	2.35	0.59
11:DA:585:A:OP2	34:DX:44:ARG:NH2	2.33	0.59
11:DA:1538:U:H5'	23:DM:39:GLY:N	2.18	0.59
17:DG:73:PHE:HB2	17:DG:154:ARG:NH2	2.17	0.59
22:DL:55:LYS:HG2	22:DL:92:LEU:HD11	1.85	0.59
4:A3:16:GLU:HG2	4:A3:45:VAL:HB	1.83	0.59
11:AA:857:G:O2'	25:AO:107:ASN:HB3	2.02	0.59
11:AA:1108:U:OP1	11:AA:1621:G:O2'	2.20	0.59
14:AD:53:ARG:NH2	15:AE:175:ARG:O	2.35	0.59
21:AK:147:ARG:HH11	21:AK:150:ARG:NH2	2.00	0.59
11:BA:5:U:OP2	15:BE:205:THR:HG22	2.02	0.59
11:BA:89:A:H4'	11:BA:90:U:OP2	2.01	0.59
31:BU:50:CYS:HB2	31:BU:76:ARG:HD3	1.82	0.59
4:C3:110:SER:OG	11:CA:794:A:OP1	2.21	0.59
4:C3:123:TYR:CG	4:C3:178:THR:HG23	2.38	0.59
5:C4:57:ARG:NH1	11:CA:873:G:OP1	2.36	0.59
11:CA:1752:U:O2'	11:CA:1753:A:O5'	2.19	0.59
26:CP:48:VAL:HG12	26:CP:49:ASP:H	1.67	0.59
2:D1:6:THR:HG21	2:D1:56:GLU:OE2	2.03	0.59
4:D3:117:ARG:NH1	11:DA:834:A:C5	2.71	0.59
7:D6:18:LYS:HE2	7:D6:19:PHE:CE1	2.38	0.59
11:DA:243:G:O2'	27:DQ:38:GLY:O	2.20	0.59
11:DA:1556:G:H3'	19:DI:125:ARG:O	2.02	0.59
23:DM:136:GLN:H	23:DM:136:GLN:NE2	1.97	0.59
25:DO:96:LYS:HG2	25:DO:120:VAL:HG11	1.83	0.59
25:DO:101:ARG:HH12	25:DO:145:ALA:CB	2.16	0.59
31:DU:50:CYS:SG	31:DU:51:ASP:N	2.76	0.59
32:DV:6:THR:OG1	32:DV:7:LYS:N	2.36	0.59
11:AA:213:U:H4'	11:AA:214:U:C5'	2.33	0.59
17:AG:68:ILE:HD13	17:AG:85:ILE:HG12	1.84	0.59
27:AQ:146:ILE:HD12	27:AQ:153:GLN:HG2	1.84	0.59
11:BA:633:U:H6	11:BA:633:U:H5''	1.68	0.59
22:BL:55:LYS:HG2	22:BL:92:LEU:HD11	1.85	0.59
25:BO:35:VAL:HG21	25:BO:68:LEU:HD23	1.85	0.59
2:C1:6:THR:HG21	2:C1:56:GLU:OE2	2.03	0.59
11:CA:60:C:O2	11:CA:266:G:O2'	2.18	0.59
11:CA:658:C:H2'	11:CA:659:G:H8	1.67	0.59
24:CN:39:ARG:HG2	24:CN:39:ARG:NH1	2.09	0.59

Continued on next page...

Continued from previous page...

Atom-1	Atom-2	Interatomic distance (Å)	Clash overlap (Å)
35:DY:64:LYS:HB2	35:DY:97:VAL:HG11	1.84	0.59
3:A2:149:LYS:HE3	3:A2:150:ARG:NH1	2.18	0.59
5:A4:148:LYS:HZ3	5:A4:152:GLY:C	2.06	0.59
11:AA:74:A:H5''	35:AY:162:ARG:HH22	1.68	0.59
11:AA:1505:C:H4'	11:AA:1511:A:H61	1.68	0.59
13:AC:10:LYS:NZ	20:AJ:113:GLU:OE2	2.35	0.59
23:AM:90:ASN:HD21	29:AS:14:ARG:HD2	1.66	0.59
1:B0:64:LEU:HD11	1:B0:92:LEU:HA	1.84	0.59
6:B5:17:HIS:HE1	11:BA:1742:G:OP1	1.86	0.59
11:BA:59:C:H5'	11:BA:447:C:N4	2.18	0.59
11:BA:490:U:OP2	11:BA:490:U:C6	2.56	0.59
15:BE:213:LYS:O	15:BE:217:TYR:HD1	1.85	0.59
22:BL:34:LEU:O	22:BL:36:SER:N	2.36	0.59
31:BU:36:ILE:HG12	31:BU:68:ILE:HD12	1.82	0.59
11:CA:219:C:H5'	11:CA:220:A:OP2	2.03	0.59
11:CA:680:U:O2'	11:CA:681:G:OP1	2.15	0.59
22:CL:55:LYS:HG2	22:CL:92:LEU:HD11	1.85	0.59
4:D3:65:VAL:HG21	4:D3:73:LEU:HD22	1.83	0.59
11:DA:559:C:O2'	11:DA:560:C:H5''	2.03	0.59
11:DA:1145:C:OP2	23:DM:142:GLY:N	2.32	0.59
21:DK:44:VAL:HG23	21:DK:53:LEU:HB2	1.83	0.59
27:DQ:17:LEU:HD22	27:DQ:29:ALA:HA	1.85	0.59
7:A6:68:LYS:HB3	11:AA:1027:U:OP1	2.03	0.59
11:AA:493:U:H4'	11:AA:494:A:O5'	2.02	0.59
11:AA:495:C:H2'	11:AA:496:G:O4'	2.03	0.59
27:AQ:17:LEU:HD22	27:AQ:29:ALA:HA	1.84	0.59
27:AQ:96:TYR:O	27:AQ:98:ARG:HG2	2.03	0.59
31:AU:50:CYS:SG	31:AU:51:ASP:N	2.76	0.59
4:B3:123:TYR:CG	4:B3:178:THR:HG23	2.38	0.59
11:BA:1720:G:C8	11:BA:1720:G:H5''	2.38	0.59
22:BL:31:LYS:O	22:BL:36:SER:HB2	2.03	0.59
3:C2:148:GLN:NE2	11:CA:187:U:O4	2.34	0.59
9:C8:81:ARG:NH2	11:CA:1505:C:OP2	2.34	0.59
11:CA:168:U:H2'	11:CA:169:G:C8	2.38	0.59
11:CA:209:G:H5'	11:CA:210:A:H5'	1.84	0.59
11:CA:1537:C:OP1	23:CM:41:ARG:NH1	2.36	0.59
12:CB:75:ARG:O	12:CB:79:GLN:HG2	2.03	0.59
11:DA:661:G:H3'	11:DA:662:U:H6	1.67	0.59
11:DA:1188:A:H4'	11:DA:1189:A:OP1	2.03	0.59
3:A2:204:GLN:HE21	3:A2:208:LYS:HE3	1.67	0.58
7:A6:42:GLN:NE2	7:A6:55:GLU:H	2.00	0.58

Continued on next page...

Continued from previous page...

Atom-1	Atom-2	Interatomic distance (Å)	Clash overlap (Å)
8:A7:9:LYS:HG3	8:A7:45:LEU:HD21	1.85	0.58
11:AA:328:G:H4'	11:AA:329:A:O5'	2.03	0.58
11:AA:1037:G:H2'	11:AA:1038:U:H5''	1.84	0.58
11:AA:1245:G:HO2'	11:AA:1246:C:P	2.26	0.58
11:AA:1591:C:H2'	11:AA:1592:C:H6	1.68	0.58
11:AA:1737:C:H2'	11:AA:1738:U:C6	2.38	0.58
15:AE:84:ILE:HD11	15:AE:126:ILE:HD11	1.85	0.58
18:AH:30:VAL:HG21	18:AH:61:VAL:HG23	1.85	0.58
27:AQ:66:ARG:NH2	27:AQ:128:ARG:HA	2.15	0.58
27:AQ:85:ILE:HG22	27:AQ:106:ILE:HB	1.83	0.58
27:AQ:86:ARG:HE	27:AQ:103:HIS:HD2	1.48	0.58
28:AR:81:ASP:N	28:AR:94:SER:OG	2.36	0.58
33:AW:249:THR:HG22	33:AW:251:LEU:H	1.68	0.58
3:B2:140:ASN:H	3:B2:140:ASN:ND2	1.99	0.58
6:B5:97:ARG:O	6:B5:99:PRO:HD3	2.02	0.58
7:B6:18:LYS:HE2	7:B6:19:PHE:CE1	2.38	0.58
11:BA:1071:U:OP1	18:BH:71:LYS:NZ	2.36	0.58
13:BC:98:GLY:HA2	13:BC:104:GLN:NE2	2.17	0.58
14:BD:62:LEU:HD11	14:BD:68:ARG:HH12	1.68	0.58
18:BH:105:THR:HG22	18:BH:110:ILE:HG12	1.85	0.58
33:BW:193:ARG:HD2	33:BW:220:PHE:CZ	2.38	0.58
11:CA:785:G:N3	18:CH:107:THR:HG21	2.18	0.58
11:CA:1289:C:O2'	11:CA:1371:A:H1'	2.03	0.58
28:CR:178:ASN:ND2	23:DM:110:ARG:HH11	1.97	0.58
3:D2:149:LYS:HE3	3:D2:150:ARG:HH11	1.67	0.58
11:DA:1216:A:H5'	11:DA:1217:G:OP2	2.01	0.58
1:A0:64:LEU:HD11	1:A0:92:LEU:HA	1.83	0.58
2:A1:6:THR:HG21	2:A1:56:GLU:OE2	2.02	0.58
6:A5:44:MET:HE2	21:AK:97:LEU:HD12	1.84	0.58
11:AA:89:A:H4'	11:AA:90:U:OP2	2.03	0.58
13:AC:105:VAL:HG22	13:AC:189:VAL:HB	1.84	0.58
31:AU:69:LYS:HB3	31:AU:124:LEU:HB3	1.86	0.58
11:BA:209:G:C5'	11:BA:210:A:H5'	2.32	0.58
11:BA:1059:A:N3	11:BA:1115:A:O2'	2.33	0.58
13:BC:28:PHE:O	13:BC:32:LEU:HB2	2.01	0.58
4:C3:152:ARG:HB2	4:C3:183:THR:HB	1.85	0.58
11:CA:771:A:P	33:CW:110:ARG:HH22	2.25	0.58
11:CA:975:G:H5'	11:CA:976:A:OP2	2.03	0.58
11:CA:1002:U:C2'	11:CA:1003:A:H5''	2.33	0.58
28:CR:47:ARG:C	28:CR:49:LYS:H	2.06	0.58
33:CW:212:VAL:HB	33:CW:220:PHE:HB2	1.85	0.58

Continued on next page...

Continued from previous page...

Atom-1	Atom-2	Interatomic distance (Å)	Clash overlap (Å)
5:D4:57:ARG:NH1	11:DA:873:G:OP1	2.36	0.58
8:D7:9:LYS:HG3	8:D7:45:LEU:HD21	1.85	0.58
9:D8:46:GLU:CG	23:DM:8:GLU:HB2	2.33	0.58
11:DA:89:A:H4'	11:DA:90:U:OP2	2.03	0.58
11:DA:912:A:O2'	11:DA:913:U:OP2	2.21	0.58
11:DA:1166:A:P	20:DJ:73:GLY:HA3	2.42	0.58
13:DC:98:GLY:HA2	13:DC:104:GLN:NE2	2.17	0.58
13:DC:147:GLN:OE1	13:DC:147:GLN:HA	2.02	0.58
22:DL:102:LEU:HB3	22:DL:125:CYS:HB2	1.85	0.58
26:DP:48:VAL:HG12	26:DP:49:ASP:H	1.67	0.58
4:A3:5:LYS:NZ	4:A3:37:LEU:O	2.35	0.58
5:A4:172:ARG:O	5:A4:176:THR:OG1	2.19	0.58
11:AA:1256:C:H4'	11:AA:1257:U:OP1	2.02	0.58
11:AA:1286:U:O2'	11:AA:1287:U:OP2	2.17	0.58
11:AA:1506:G:H4'	11:AA:1508:G:O6	2.03	0.58
11:AA:1752:U:O2'	11:AA:1753:A:O5'	2.19	0.58
15:AE:174:PRO:O	15:AE:177:THR:OG1	2.21	0.58
2:B1:65:ARG:NH1	17:BG:125:THR:HG21	2.19	0.58
11:BA:561:A:H1'	34:BX:14:VAL:HB	1.84	0.58
11:BA:1362:U:OP1	32:BV:59:LYS:NZ	2.28	0.58
13:BC:10:LYS:NZ	20:BJ:113:GLU:OE2	2.35	0.58
14:BD:127:VAL:O	14:BD:131:GLN:HG2	2.03	0.58
28:BR:47:ARG:C	28:BR:49:LYS:H	2.06	0.58
1:C0:43:ASN:O	1:C0:43:ASN:ND2	2.31	0.58
4:C3:109:LYS:NZ	11:CA:725:A:O3'	2.36	0.58
11:CA:209:G:C4'	11:CA:210:A:H5'	2.34	0.58
11:CA:912:A:O2'	11:CA:913:U:OP2	2.22	0.58
11:CA:981:A:H2'	11:CA:983:A:N7	2.18	0.58
13:CC:105:VAL:HG22	13:CC:189:VAL:HB	1.84	0.58
14:CD:127:VAL:O	14:CD:131:GLN:HG2	2.03	0.58
15:CE:228:PRO:HA	15:CE:231:TRP:NE1	2.18	0.58
4:D3:123:TYR:CG	4:D3:178:THR:HG23	2.38	0.58
4:D3:145:LEU:HA	18:DH:42:GLN:HE21	1.67	0.58
11:DA:561:A:H1'	34:DX:14:VAL:HB	1.85	0.58
11:DA:879:G:N2	21:DK:68:GLU:OE1	2.35	0.58
12:DB:75:ARG:O	12:DB:79:GLN:HG2	2.03	0.58
15:DE:108:SER:O	15:DE:193:GLY:HA3	2.03	0.58
27:DQ:48:ILE:HG22	27:DQ:49:GLU:HG3	1.85	0.58
2:A1:62:ARG:NH1	6:A5:48:SER:HB3	2.19	0.58
3:A2:52:ARG:HB2	3:A2:64:ARG:HB2	1.84	0.58
11:AA:1263:G:H22	11:AA:1296:G:H22	1.50	0.58

Continued on next page...

Continued from previous page...

Atom-1	Atom-2	Interatomic distance (Å)	Clash overlap (Å)
11:AA:1263:G:H21	11:AA:1296:G:H22	1.51	0.58
11:AA:1292:U:H3'	12:AB:98:ARG:HH12	1.68	0.58
22:AL:37:ARG:HG3	22:AL:44:GLY:HA2	1.85	0.58
1:B0:43:ASN:O	1:B0:43:ASN:ND2	2.31	0.58
4:B3:103:LYS:HA	4:B3:113:ARG:HH12	1.69	0.58
11:BA:1263:G:H22	11:BA:1296:G:N2	2.02	0.58
32:BV:6:THR:OG1	32:BV:7:LYS:N	2.37	0.58
10:C9:88:HIS:HD2	11:CA:1219:U:H5''	1.67	0.58
11:CA:59:C:N4	11:CA:62:G:OP2	2.34	0.58
15:CE:231:TRP:CE2	18:CH:68:ARG:HG2	2.39	0.58
27:CQ:96:TYR:O	27:CQ:98:ARG:HG2	2.02	0.58
23:DM:36:ARG:HH12	23:DM:152:ARG:HG2	1.69	0.58
11:AA:425:A:H5''	11:AA:426:G:OP2	2.04	0.58
11:AA:482:A:H5'	11:AA:483:C:OP2	2.02	0.58
11:AA:1171:G:N3	11:AA:1171:G:H2'	2.17	0.58
14:AD:127:VAL:O	14:AD:131:GLN:HG2	2.02	0.58
16:AF:78:ARG:HH12	16:AF:100:GLY:HA3	1.67	0.58
18:AH:105:THR:HG22	18:AH:110:ILE:HG12	1.86	0.58
9:B8:47:LYS:HB2	23:BM:6:GLU:HA	1.85	0.58
11:BA:559:C:O2'	11:BA:560:C:H5''	2.04	0.58
11:BA:1172:G:H4'	11:BA:1173:G:C5'	2.33	0.58
11:BA:1406:G:H4'	11:BA:1407:A:O5'	2.03	0.58
11:BA:1568:C:OP2	24:BN:18:LYS:NZ	2.37	0.58
18:BH:30:VAL:HG21	18:BH:61:VAL:HG23	1.86	0.58
33:BW:52:LEU:HD21	33:BW:113:LEU:HD12	1.85	0.58
6:C5:97:ARG:O	6:C5:99:PRO:HD3	2.02	0.58
11:CA:239:A:C8	11:CA:239:A:OP2	2.56	0.58
11:CA:469:A:H2'	11:CA:470:G:C8	2.37	0.58
11:CA:1289:C:O2'	11:CA:1371:A:N3	2.36	0.58
28:CR:81:ASP:N	28:CR:94:SER:OG	2.36	0.58
28:CR:94:SER:HA	28:CR:100:LEU:HD12	1.85	0.58
33:CW:52:LEU:HD21	33:CW:113:LEU:HD12	1.84	0.58
11:DA:1171:G:H2'	11:DA:1171:G:N3	2.17	0.58
21:DK:147:ARG:HH11	21:DK:150:ARG:NH2	2.01	0.58
26:DP:16:LEU:HD21	33:DW:64:ILE:HG12	1.85	0.58
11:AA:469:A:N6	39:AA:2093:HOH:O	2.37	0.58
11:AA:770:G:H2'	11:AA:771:A:H8	1.68	0.58
11:AA:892:G:HO2'	11:AA:893:A:H8	1.51	0.58
11:AA:1452:G:H1'	30:AT:71:LYS:HE2	1.85	0.58
12:AB:54:LYS:HB2	36:AZ:95:ILE:HD13	1.86	0.58
27:AQ:48:ILE:HG22	27:AQ:49:GLU:HG3	1.84	0.58

Continued on next page...

Continued from previous page...

Atom-1	Atom-2	Interatomic distance (Å)	Clash overlap (Å)
10:B9:101:TYR:HE1	31:BU:33:LEU:HD21	1.68	0.58
11:BA:605:U:OP2	22:BL:5:LYS:NZ	2.32	0.58
11:BA:754:A:H4'	14:BD:9:SER:CB	2.32	0.58
16:BF:57:CYS:SG	16:BF:77:HIS:NE2	2.77	0.58
7:C6:45:PHE:CD2	25:CO:57:ARG:HD3	2.39	0.58
11:CA:1171:G:H2'	11:CA:1171:G:N3	2.18	0.58
11:CA:1347:U:O2'	11:CA:1348:U:OP2	2.22	0.58
11:CA:1737:C:H2'	11:CA:1738:U:C6	2.39	0.58
17:CG:68:ILE:HD13	17:CG:85:ILE:HG12	1.86	0.58
11:DA:1479:G:H3'	11:DA:1480:U:C6	2.34	0.58
16:DF:57:CYS:SG	16:DF:77:HIS:NE2	2.76	0.58
31:DU:69:LYS:HB3	31:DU:124:LEU:HB3	1.86	0.58
1:A0:43:ASN:HB3	1:A0:45:ARG:HH12	1.68	0.58
3:A2:149:LYS:HE3	3:A2:150:ARG:HH11	1.69	0.58
5:A4:90:VAL:HG12	5:A4:226:ARG:HH12	1.68	0.58
3:B2:24:LYS:O	11:BA:391:A:H8	1.85	0.58
5:B4:172:ARG:O	5:B4:176:THR:OG1	2.19	0.58
11:BA:975:G:H5'	11:BA:976:A:OP2	2.03	0.58
14:BD:59:LEU:HA	14:BD:62:LEU:HD12	1.84	0.58
27:BQ:85:ILE:HG22	27:BQ:106:ILE:HB	1.86	0.58
1:C0:18:GLU:N	10:C9:74:LYS:HE2	2.18	0.58
5:C4:49:LEU:HD23	21:CK:51:GLU:HB3	1.86	0.58
11:CA:666:A:H5''	18:CH:43:LYS:NZ	2.18	0.58
11:CA:771:A:H5''	11:CA:772:A:O5'	2.03	0.58
17:CG:71:LEU:HG	17:CG:150:ILE:HD13	1.85	0.58
11:DA:1017:C:OP1	11:DA:1017:C:H4'	2.04	0.58
11:DA:1353:G:OP1	20:DJ:87:ARG:NH2	2.37	0.58
12:AB:75:ARG:O	12:AB:79:GLN:HG2	2.03	0.58
33:AW:52:LEU:HD21	33:AW:113:LEU:HD12	1.86	0.58
33:AW:254:ARG:NH1	33:AW:260:TYR:CG	2.71	0.58
11:BA:59:C:N4	11:BA:62:G:OP2	2.37	0.58
11:BA:1057:G:N7	39:BA:6209:HOH:O	2.32	0.58
26:BP:48:VAL:HG12	26:BP:49:ASP:H	1.68	0.58
31:BU:69:LYS:HB3	31:BU:124:LEU:HB3	1.86	0.58
11:CA:1171:G:H5''	24:CN:39:ARG:NH1	2.19	0.58
11:CA:1463:U:O2'	11:CA:1464:U:O5'	2.22	0.58
15:CE:213:LYS:O	15:CE:217:TYR:HD1	1.87	0.58
23:CM:102:SER:OG	23:CM:103:ASN:N	2.36	0.58
28:CR:274:THR:HG22	28:CR:277:GLY:H	1.67	0.58
31:CU:20:ASN:HD21	31:CU:27:LYS:HZ3	1.52	0.58
6:D5:4:LYS:NZ	11:DA:1747:A:OP2	2.35	0.58

Continued on next page...

Continued from previous page...

Atom-1	Atom-2	Interatomic distance (Å)	Clash overlap (Å)
6:D5:97:ARG:O	6:D5:99:PRO:HD3	2.03	0.58
8:D7:29:GLU:OE2	24:DN:7:ARG:NH1	2.36	0.58
11:DA:311:U:H4'	11:DA:312:C:O4'	2.04	0.58
23:AM:40:ARG:NH2	30:AT:48:GLU:OE1	2.33	0.58
6:B5:11:SER:HB2	11:BA:912:A:H5'	1.86	0.58
8:B7:12:ILE:HD11	8:B7:37:VAL:HG11	1.84	0.58
11:BA:76:A:H4'	11:BA:77:G:OP2	2.03	0.58
11:BA:206:U:H5''	27:BQ:16:PHE:CG	2.38	0.58
11:BA:1480:U:HO2'	11:BA:1481:A:H8	1.50	0.58
11:BA:1531:G:C4	23:BM:134:ARG:HD2	2.39	0.58
30:BT:139:GLU:O	30:BT:142:ARG:HG3	2.04	0.58
32:BV:46:LEU:HD22	32:BV:50:ILE:HD11	1.86	0.58
3:C2:149:LYS:HE3	3:C2:150:ARG:NH1	2.18	0.58
11:CA:1449:G:OP2	30:CT:47:ARG:NH1	2.37	0.58
14:CD:62:LEU:HD11	14:CD:68:ARG:HH12	1.67	0.58
17:CG:73:PHE:HB2	17:CG:154:ARG:NH2	2.19	0.58
23:CM:36:ARG:HH12	23:CM:152:ARG:HG2	1.69	0.58
26:CP:90:ARG:HH12	26:CP:98:LYS:HB2	1.66	0.58
33:CW:47:LEU:HD11	33:CW:113:LEU:HD21	1.86	0.58
34:CX:63:HIS:CD2	34:CX:69:LYS:HE2	2.39	0.58
4:D3:152:ARG:HB2	4:D3:183:THR:HB	1.86	0.58
11:DA:1347:U:O2'	11:DA:1348:U:OP2	2.20	0.58
11:DA:1444:U:H5''	17:DG:164:ILE:HD11	1.85	0.58
11:DA:1506:G:H4'	11:DA:1508:G:O6	2.04	0.58
14:DD:59:LEU:HA	14:DD:62:LEU:HD12	1.84	0.58
28:DR:47:ARG:NH1	32:DV:27:ASP:OD2	2.34	0.58
11:AA:168:U:H2'	11:AA:169:G:C8	2.38	0.58
11:AA:1275:U:O4	39:AA:2214:HOH:O	2.17	0.58
11:AA:1296:G:N7	39:AA:2398:HOH:O	2.32	0.58
2:B1:45:VAL:HG11	2:B1:55:LEU:HD21	1.86	0.58
11:BA:253:A:H5'	11:BA:254:A:OP2	2.04	0.58
11:BA:1069:U:H4'	11:BA:1070:U:H5''	1.85	0.58
4:C3:5:LYS:NZ	4:C3:37:LEU:O	2.37	0.58
9:C8:96:VAL:HB	9:C8:104:VAL:HG12	1.86	0.58
11:CA:3:C:N4	14:CD:16:ARG:HB2	2.19	0.58
15:CE:108:SER:O	15:CE:193:GLY:HA3	2.04	0.58
18:DH:101:ASN:HB3	18:DH:112:THR:HG23	1.84	0.58
33:DW:212:VAL:HB	33:DW:220:PHE:HB2	1.86	0.58
11:AA:1443:A:H4'	11:AA:1444:U:H5'	1.86	0.57
11:AA:1479:G:N7	39:AA:2421:HOH:O	2.32	0.57
23:AM:35:ILE:HD12	23:AM:38:ILE:HD12	1.86	0.57

Continued on next page...

Continued from previous page...

Atom-1	Atom-2	Interatomic distance (Å)	Clash overlap (Å)
25:AO:101:ARG:HH12	25:AO:145:ALA:CB	2.17	0.57
1:B0:22:LYS:NZ	10:B9:76:LYS:CG	2.66	0.57
4:B3:65:VAL:HG21	4:B3:73:LEU:HD22	1.86	0.57
11:BA:1301:A:P	13:BC:163:THR:HG21	2.43	0.57
11:BA:1420:U:OP2	39:BA:6518:HOH:O	2.17	0.57
11:BA:1591:C:H2'	11:BA:1592:C:H6	1.68	0.57
26:BP:90:ARG:HH12	26:BP:98:LYS:HB2	1.67	0.57
3:C2:140:ASN:H	3:C2:140:ASN:ND2	1.98	0.57
6:C5:42:ARG:NH2	21:CK:107:GLN:HG3	2.16	0.57
11:CA:231:U:O5'	11:CA:231:U:H6	1.87	0.57
11:CA:265:C:OP1	35:CY:180:GLN:NE2	2.37	0.57
11:CA:1277:U:H4'	11:CA:1278:C:OP2	2.03	0.57
11:CA:1568:C:OP2	24:CN:18:LYS:NZ	2.37	0.57
4:D3:103:LYS:HA	4:D3:113:ARG:HH12	1.69	0.57
11:DA:958:G:H4'	11:DA:1729:A:H4'	1.85	0.57
11:DA:1263:G:H21	11:DA:1296:G:H22	1.48	0.57
19:DI:112:MET:HG3	19:DI:119:LEU:HD13	1.86	0.57
28:DR:81:ASP:N	28:DR:94:SER:OG	2.37	0.57
32:DV:78:ARG:O	32:DV:82:LEU:HG	2.04	0.57
3:A2:140:ASN:H	3:A2:140:ASN:ND2	1.99	0.57
9:A8:96:VAL:HB	9:A8:104:VAL:HG12	1.86	0.57
11:AA:840:A:OP2	25:AO:66:ARG:NH2	2.37	0.57
12:AB:77:TYR:CD1	12:AB:164:THR:HG23	2.31	0.57
19:AI:46:LEU:O	19:AI:49:LYS:HB2	2.04	0.57
11:BA:3:C:HO2'	11:BA:4:C:P	2.26	0.57
11:BA:1506:G:H4'	11:BA:1508:G:O6	2.03	0.57
23:BM:35:ILE:HD12	23:BM:38:ILE:HD12	1.86	0.57
11:CA:1172:G:H4'	11:CA:1173:G:O5'	2.02	0.57
30:CT:132:ILE:HD12	30:CT:137:MET:HB2	1.86	0.57
3:D2:12:ARG:NH1	11:DA:101:A:OP1	2.33	0.57
11:DA:1752:U:O2'	11:DA:1753:A:H3'	2.03	0.57
14:DD:62:LEU:HD11	14:DD:68:ARG:HH12	1.67	0.57
30:DT:139:GLU:O	30:DT:142:ARG:HG3	2.03	0.57
11:AA:331:U:H2'	11:AA:332:A:C8	2.40	0.57
14:AD:59:LEU:HA	14:AD:62:LEU:HD12	1.84	0.57
22:AL:17:ARG:HH11	22:AL:20:LYS:HG2	1.68	0.57
23:AM:102:SER:OG	23:AM:103:ASN:N	2.35	0.57
32:AV:46:LEU:HD22	32:AV:50:ILE:HD11	1.86	0.57
33:AW:47:LEU:HD11	33:AW:113:LEU:HD11	1.86	0.57
35:AY:64:LYS:HB2	35:AY:97:VAL:HG11	1.85	0.57
11:BA:986:G:OP1	39:BA:6187:HOH:O	2.17	0.57

Continued on next page...

Continued from previous page...

Atom-1	Atom-2	Interatomic distance (Å)	Clash overlap (Å)
11:BA:1479:G:H3'	11:BA:1480:U:C6	2.34	0.57
13:BC:105:VAL:HG22	13:BC:189:VAL:HB	1.84	0.57
21:BK:147:ARG:HH11	21:BK:150:ARG:NH2	2.02	0.57
33:BW:212:VAL:HB	33:BW:220:PHE:HB2	1.86	0.57
5:C4:172:ARG:O	5:C4:176:THR:OG1	2.18	0.57
11:CA:470:G:H5'	34:CX:34:ARG:NH2	2.19	0.57
11:CA:1051:G:O6	39:CA:2202:HOH:O	2.14	0.57
28:CR:275:ASP:HA	28:CR:311:GLN:HB3	1.86	0.57
35:CY:64:LYS:HB2	35:CY:97:VAL:HG11	1.85	0.57
4:D3:5:LYS:NZ	4:D3:37:LEU:O	2.37	0.57
10:D9:132:HIS:NE2	10:D9:143:ILE:HB	2.18	0.57
11:DA:100:A:OP2	11:DA:299:C:N4	2.30	0.57
11:DA:221:A:H61	11:DA:815:U:H3	1.52	0.57
11:DA:409:G:O2'	11:DA:410:G:O5'	2.21	0.57
11:DA:1002:U:C2'	11:DA:1003:A:H5''	2.33	0.57
11:DA:1213:G:N2	11:DA:1423:U:H4'	2.19	0.57
11:DA:1452:G:H1'	30:DT:71:LYS:HE2	1.85	0.57
15:DE:143:GLY:N	15:DE:154:THR:O	2.33	0.57
26:DP:13:ASN:ND2	33:DW:54:TYR:O	2.37	0.57
34:DX:53:ASP:OD1	34:DX:53:ASP:N	2.37	0.57
11:AA:1406:G:H4'	11:AA:1407:A:O5'	2.04	0.57
1:B0:22:LYS:HZ3	10:B9:76:LYS:CG	2.17	0.57
9:B8:70:VAL:HG11	17:BG:161:MET:SD	2.44	0.57
11:BA:487:C:H3'	11:BA:488:G:C8	2.40	0.57
11:BA:1439:U:H4'	30:BT:91:ASN:HA	1.87	0.57
15:BE:108:SER:O	15:BE:193:GLY:HA3	2.04	0.57
25:BO:101:ARG:HH12	25:BO:145:ALA:CB	2.17	0.57
26:BP:55:VAL:HG13	26:BP:58:PHE:CE1	2.40	0.57
11:CA:573:A:OP1	13:CC:148:GLN:NE2	2.37	0.57
11:CA:1263:G:H22	11:CA:1296:G:H22	1.52	0.57
28:CR:255:GLY:H	28:CR:279:LYS:HZ2	1.50	0.57
11:DA:878:A:OP1	21:DK:57:THR:HB	2.05	0.57
11:DA:1145:C:H5''	23:DM:132:LYS:NZ	2.19	0.57
11:AA:561:A:H1'	34:AX:14:VAL:HB	1.86	0.57
11:AA:1007:U:HO2'	11:AA:1009:U:H5	1.49	0.57
14:AD:62:LEU:HD11	14:AD:68:ARG:HH12	1.67	0.57
14:AD:129:ILE:HG22	14:AD:134:ILE:HG12	1.85	0.57
11:BA:1505:C:H4'	11:BA:1511:A:H61	1.69	0.57
11:CA:1591:C:H2'	11:CA:1592:C:H6	1.69	0.57
27:CQ:146:ILE:HD12	27:CQ:153:GLN:HG2	1.84	0.57
28:CR:93:SER:HG	28:CR:103:TRP:HE1	1.50	0.57

Continued on next page...

Continued from previous page...

Atom-1	Atom-2	Interatomic distance (Å)	Clash overlap (Å)
11:DA:1290:G:OP1	32:DV:67:ARG:HG2	2.04	0.57
28:DR:94:SER:HA	28:DR:100:LEU:HD12	1.86	0.57
34:DX:63:HIS:CD2	34:DX:69:LYS:HE2	2.40	0.57
11:AA:1660:A:H5'	11:AA:1661:G:OP2	2.05	0.57
21:AK:44:VAL:HG23	21:AK:53:LEU:HB2	1.85	0.57
22:AL:102:LEU:HB3	22:AL:125:CYS:HB2	1.87	0.57
10:B9:75:LYS:NZ	11:BA:1418:C:OP1	2.34	0.57
17:BG:71:LEU:HG	17:BG:150:ILE:HD13	1.86	0.57
27:BQ:17:LEU:HD22	27:BQ:29:ALA:HA	1.85	0.57
4:C3:65:VAL:HG21	4:C3:73:LEU:HD22	1.86	0.57
11:CA:1406:G:H4'	11:CA:1407:A:O5'	2.05	0.57
25:CO:101:ARG:HH12	25:CO:145:ALA:CB	2.17	0.57
11:DA:1171:G:H5''	24:DN:39:ARG:NH1	2.20	0.57
11:DA:1419:G:OP1	39:DA:8040:HOH:O	2.17	0.57
14:DD:127:VAL:O	14:DD:131:GLN:HG2	2.05	0.57
27:DQ:146:ILE:HD12	27:DQ:153:GLN:HG2	1.84	0.57
2:A1:65:ARG:NH1	17:AG:125:THR:HG21	2.18	0.57
4:A3:103:LYS:HA	4:A3:113:ARG:HH12	1.70	0.57
11:AA:311:U:H4'	11:AA:312:C:O4'	2.05	0.57
11:AA:1032:U:H3	11:AA:1035:A:N6	1.98	0.57
11:AA:1373:G:OP1	32:AV:4:VAL:HA	2.04	0.57
12:AB:106:ASN:O	12:AB:109:THR:HG22	2.04	0.57
15:AE:158:LYS:HG2	15:AE:171:VAL:HG22	1.87	0.57
23:AM:87:ASN:OD1	23:AM:99:GLN:NE2	2.37	0.57
7:B6:34:LYS:HZ3	7:B6:78:LYS:HE3	1.66	0.57
11:BA:654:U:H1'	11:BA:656:G:N2	2.16	0.57
11:BA:749:G:H4'	11:BA:750:U:OP1	2.03	0.57
11:BA:1171:G:H2'	11:BA:1171:G:N3	2.18	0.57
11:BA:1172:G:N2	39:BA:6549:HOH:O	2.31	0.57
16:BF:78:ARG:HH12	16:BF:100:GLY:HA3	1.67	0.57
22:BL:37:ARG:HG3	22:BL:44:GLY:HA2	1.85	0.57
28:BR:275:ASP:HA	28:BR:311:GLN:HB3	1.85	0.57
34:BX:63:HIS:CD2	34:BX:69:LYS:HE2	2.40	0.57
11:CA:1550:U:H4'	19:CI:145:ARG:NH2	2.19	0.57
19:CI:112:MET:HG3	19:CI:119:LEU:HD13	1.86	0.57
30:CT:112:GLU:OE2	30:CT:119:LYS:HE3	2.05	0.57
34:CX:53:ASP:N	34:CX:53:ASP:OD1	2.37	0.57
5:D4:172:ARG:O	5:D4:176:THR:OG1	2.17	0.57
11:DA:515:U:O2'	26:DP:58:PHE:O	2.19	0.57
11:DA:1406:G:H4'	11:DA:1407:A:O5'	2.04	0.57
30:DT:112:GLU:OE2	30:DT:119:LYS:HE3	2.05	0.57

Continued on next page...

Continued from previous page...

Atom-1	Atom-2	Interatomic distance (Å)	Clash overlap (Å)
35:DY:184:THR:HB	35:DY:185:PRO:HD2	1.87	0.57
4:A3:123:TYR:CG	4:A3:178:THR:HG23	2.40	0.57
7:A6:33:VAL:HG21	7:A6:44:ILE:HD12	1.86	0.57
11:AA:233:U:H2'	11:AA:234:G:N9	2.19	0.57
11:AA:411:U:OP1	35:AY:96:SER:OG	2.20	0.57
1:B0:43:ASN:HB3	1:B0:45:ARG:HH12	1.69	0.57
11:BA:1216:A:H5'	11:BA:1217:G:OP2	2.04	0.57
12:BB:75:ARG:O	12:BB:79:GLN:HG2	2.04	0.57
28:BR:233:LYS:NZ	32:BV:24:LEU:O	2.29	0.57
3:C2:22:ARG:NH2	11:CA:293:U:OP1	2.33	0.57
5:C4:200:THR:HG23	5:C4:216:ILE:HB	1.87	0.57
5:C4:210:ILE:O	11:CA:1036:U:O2'	2.17	0.57
11:CA:425:A:H5''	11:CA:426:G:OP2	2.05	0.57
11:CA:464:G:H5''	14:CD:11:THR:HG23	1.87	0.57
14:CD:59:LEU:HA	14:CD:62:LEU:HD12	1.85	0.57
14:CD:62:LEU:HD11	14:CD:68:ARG:HH11	1.69	0.57
2:D1:45:VAL:HG11	2:D1:55:LEU:HD21	1.86	0.57
11:DA:785:G:N3	18:DH:107:THR:HG21	2.20	0.57
11:DA:1121:C:H4'	11:DA:1608:C:OP2	2.05	0.57
11:DA:1189:A:N6	24:DN:3:ASN:OD1	2.38	0.57
25:DO:95:LYS:HB2	25:DO:153:GLN:NE2	2.20	0.57
29:DS:127:THR:HG22	29:DS:128:TYR:HD2	1.70	0.57
4:A3:117:ARG:NH1	11:AA:834:A:C5	2.73	0.57
5:A4:35:ARG:O	5:A4:101:THR:OG1	2.22	0.57
11:AA:628:G:H4'	18:AH:4:VAL:HG13	1.87	0.57
11:AA:1247:A:H3'	11:AA:1248:U:H5''	1.87	0.57
11:AA:1501:C:OP2	17:AG:86:LYS:NZ	2.36	0.57
15:AE:108:SER:O	15:AE:193:GLY:HA3	2.04	0.57
21:AK:101:GLY:HA3	21:AK:134:PRO:HG2	1.87	0.57
26:AP:131:THR:HG23	26:AP:134:SER:H	1.70	0.57
28:AR:282:ASN:N	28:AR:290:PRO:HG2	2.16	0.57
4:B3:145:LEU:HA	18:BH:42:GLN:NE2	2.18	0.57
8:B7:16:LEU:O	8:B7:20:GLY:N	2.37	0.57
11:BA:1370:U:OP2	11:BA:1370:U:H2'	2.05	0.57
17:BG:68:ILE:HD13	17:BG:85:ILE:HG12	1.87	0.57
19:BI:112:MET:HG3	19:BI:119:LEU:HD13	1.87	0.57
31:BU:50:CYS:SG	31:BU:51:ASP:N	2.77	0.57
2:C1:45:VAL:HG11	2:C1:55:LEU:HD21	1.86	0.57
8:C7:9:LYS:HG3	8:C7:45:LEU:HD21	1.85	0.57
11:CA:311:U:H4'	11:CA:312:C:O4'	2.04	0.57
11:CA:409:G:O2'	11:CA:410:G:O5'	2.22	0.57

Continued on next page...

Continued from previous page...

Atom-1	Atom-2	Interatomic distance (Å)	Clash overlap (Å)
11:CA:1708:A:H5'	22:CL:62:GLN:HG3	1.87	0.57
15:CE:103:VAL:HG11	15:CE:130:ILE:HA	1.87	0.57
21:CK:101:GLY:HA3	21:CK:134:PRO:HG2	1.87	0.57
29:CS:25:ALA:HB1	29:CS:93:GLU:OE2	2.05	0.57
6:D5:40:THR:HB	6:D5:71:VAL:HB	1.87	0.57
11:DA:1463:U:O2'	11:DA:1464:U:O5'	2.21	0.57
15:DE:84:ILE:HD11	15:DE:126:ILE:HD11	1.87	0.57
18:DH:30:VAL:HG21	18:DH:61:VAL:HG23	1.86	0.57
22:DL:130:SER:HB2	22:DL:133:ALA:H	1.70	0.57
11:AA:253:A:H5'	11:AA:254:A:OP2	2.05	0.57
11:AA:1445:G:H2'	11:AA:1446:A:C8	2.40	0.57
32:AV:58:MET:O	32:AV:62:GLN:HG2	2.05	0.57
11:BA:64:U:H3'	35:BY:178:LYS:NZ	2.20	0.57
11:BA:770:G:H2'	11:BA:771:A:H8	1.70	0.57
11:BA:1722:U:H5'	21:BK:151:LEU:HD12	1.86	0.57
15:BE:143:GLY:N	15:BE:154:THR:O	2.36	0.57
28:BR:94:SER:HA	28:BR:100:LEU:HD12	1.86	0.57
29:BS:25:ALA:HB1	29:BS:93:GLU:OE2	2.05	0.57
33:BW:106:ASP:OD2	33:BW:110:ARG:HD2	2.05	0.57
27:CQ:85:ILE:HG22	27:CQ:106:ILE:HB	1.85	0.57
33:CW:106:ASP:OD2	33:CW:110:ARG:HD2	2.05	0.57
11:DA:1370:U:OP2	11:DA:1370:U:H2'	2.05	0.57
12:DB:106:ASN:O	12:DB:109:THR:HG22	2.05	0.57
22:DL:17:ARG:HH11	22:DL:20:LYS:HG2	1.70	0.57
3:A2:51:ILE:HD13	3:A2:65:ALA:HA	1.87	0.56
11:AA:1708:A:H5'	22:AL:62:GLN:HG3	1.85	0.56
15:AE:45:LEU:HG	15:AE:49:PHE:CE2	2.40	0.56
16:AF:57:CYS:SG	16:AF:77:HIS:NE2	2.78	0.56
26:AP:55:VAL:HG13	26:AP:58:PHE:CE1	2.39	0.56
32:AV:6:THR:OG1	32:AV:7:LYS:N	2.36	0.56
33:AW:47:LEU:HD11	33:AW:113:LEU:HD21	1.87	0.56
34:AX:63:HIS:CD2	34:AX:69:LYS:HE2	2.40	0.56
11:BA:409:G:O2'	11:BA:410:G:O5'	2.22	0.56
11:BA:604:G:HO2'	11:BA:605:U:P	2.20	0.56
11:BA:1660:A:H5'	11:BA:1661:G:OP2	2.05	0.56
15:BE:174:PRO:O	15:BE:177:THR:OG1	2.20	0.56
22:BL:102:LEU:HB3	22:BL:125:CYS:HB2	1.86	0.56
6:C5:44:MET:HE2	21:CK:97:LEU:HD12	1.86	0.56
10:C9:73:LYS:NZ	11:CA:1159:U:OP1	2.25	0.56
11:CA:1720:G:C8	11:CA:1720:G:H5''	2.39	0.56
23:CM:35:ILE:HD12	23:CM:38:ILE:HD12	1.86	0.56

Continued on next page...

Continued from previous page...

Atom-1	Atom-2	Interatomic distance (Å)	Clash overlap (Å)
27:CQ:37:ILE:HD11	27:CQ:59:PHE:CE1	2.40	0.56
15:DE:36:LEU:HD13	15:DE:248:LEU:HD21	1.87	0.56
17:DG:68:ILE:HD13	17:DG:85:ILE:HG12	1.86	0.56
27:DQ:85:ILE:HG22	27:DQ:106:ILE:HB	1.87	0.56
33:DW:106:ASP:OD2	33:DW:110:ARG:HD2	2.04	0.56
3:A2:141:LYS:HG3	11:AA:182:U:H3	1.69	0.56
11:AA:99:A:H2'	39:AA:2033:HOH:O	2.03	0.56
11:AA:409:G:O2'	11:AA:410:G:O5'	2.24	0.56
11:AA:444:A:H5'	11:AA:445:U:C5	2.40	0.56
23:AM:36:ARG:HH12	23:AM:152:ARG:HG2	1.70	0.56
28:AR:94:SER:HA	28:AR:100:LEU:HD12	1.86	0.56
30:AT:119:LYS:HD3	30:AT:128:PHE:HB3	1.87	0.56
4:B3:152:ARG:HB2	4:B3:183:THR:HB	1.87	0.56
6:B5:44:MET:HE2	21:BK:97:LEU:HD12	1.86	0.56
11:BA:60:C:O2	11:BA:266:G:O2'	2.13	0.56
11:BA:647:U:O2'	11:BA:649:U:OP2	2.04	0.56
11:BA:1042:G:H5'	11:BA:1043:U:OP2	2.05	0.56
30:BT:112:GLU:OE2	30:BT:119:LYS:HE3	2.05	0.56
6:C5:4:LYS:NZ	11:CA:1747:A:OP2	2.38	0.56
11:CA:331:U:H2'	11:CA:332:A:C8	2.40	0.56
33:CW:88:LEU:HG	33:CW:89:MET:HG2	1.87	0.56
7:D6:5:LEU:H	18:DH:24:GLN:HE22	1.50	0.56
11:DA:1247:A:H3'	11:DA:1248:U:H5''	1.87	0.56
33:DW:47:LEU:HD11	33:DW:113:LEU:HD21	1.86	0.56
11:AA:912:A:O2'	11:AA:913:U:OP2	2.23	0.56
11:AA:984:C:H5''	11:AA:985:C:OP2	2.05	0.56
11:AA:1463:U:O2'	11:AA:1464:U:O5'	2.21	0.56
39:AA:2474:HOH:O	30:AT:93:ARG:NH1	2.21	0.56
14:AD:154:LYS:HZ3	11:BA:474:G:P	2.27	0.56
22:AL:13:ARG:NH2	27:AQ:101:LYS:O	2.38	0.56
28:AR:171:SER:OG	28:AR:186:TYR:O	2.18	0.56
33:AW:106:ASP:OD2	33:AW:110:ARG:HD2	2.04	0.56
35:AY:58:LYS:HG2	35:AY:105:ASP:O	2.05	0.56
35:AY:184:THR:HB	35:AY:185:PRO:HD2	1.87	0.56
6:B5:40:THR:HB	6:B5:71:VAL:HB	1.87	0.56
8:B7:52:ARG:NH2	11:BA:1192:C:OP1	2.38	0.56
9:B8:81:ARG:NH1	11:BA:1506:G:N7	2.51	0.56
11:BA:172:U:H4'	11:BA:173:A:OP1	2.03	0.56
11:BA:211:U:H3	11:BA:238:G:N2	2.00	0.56
11:BA:311:U:H4'	11:BA:312:C:O4'	2.04	0.56
11:BA:532:G:C8	39:BA:6083:HOH:O	2.53	0.56

Continued on next page...

Continued from previous page...

Atom-1	Atom-2	Interatomic distance (Å)	Clash overlap (Å)
11:BA:1002:U:C2'	11:BA:1003:A:H5''	2.35	0.56
11:BA:1173:G:O5'	39:BA:6511:HOH:O	2.18	0.56
11:BA:1752:U:O2'	11:BA:1753:A:H3'	2.06	0.56
14:BD:80:MET:HG3	14:BD:85:LEU:HB2	1.87	0.56
19:BI:46:LEU:O	19:BI:49:LYS:HB2	2.05	0.56
23:BM:119:ILE:HG23	29:BS:124:PHE:HE2	1.70	0.56
26:BP:131:THR:HG23	26:BP:134:SER:H	1.70	0.56
35:BY:184:THR:HB	35:BY:185:PRO:HD2	1.87	0.56
11:CA:1277:U:OP1	39:CA:2254:HOH:O	2.17	0.56
11:CA:1362:U:P	32:CV:59:LYS:HZ1	2.27	0.56
11:CA:1551:U:H4'	19:CI:142:LYS:O	2.06	0.56
12:CB:106:ASN:O	12:CB:109:THR:HG22	2.06	0.56
16:CF:78:ARG:HH12	16:CF:100:GLY:HA3	1.68	0.56
17:CG:44:VAL:HG12	17:CG:46:HIS:H	1.69	0.56
19:CI:33:VAL:HA	19:CI:69:ILE:O	2.05	0.56
20:CJ:69:PRO:O	24:CN:40:ARG:NH1	2.39	0.56
31:CU:47:ALA:HB1	31:CU:76:ARG:HG2	1.87	0.56
33:CW:108:LYS:HD2	33:CW:110:ARG:HH21	1.70	0.56
35:CY:29:ASP:OD1	35:CY:70:ARG:NH2	2.38	0.56
1:D0:43:ASN:HB3	1:D0:45:ARG:HH12	1.70	0.56
11:DA:312:C:H4'	11:DA:313:G:OP1	2.05	0.56
11:DA:331:U:H2'	11:DA:332:A:C8	2.40	0.56
11:DA:425:A:H5''	11:DA:426:G:OP2	2.05	0.56
11:DA:1069:U:H4'	11:DA:1070:U:H5''	1.87	0.56
11:DA:1276:G:H5'	11:DA:1294:A:OP2	2.06	0.56
22:DL:31:LYS:O	22:DL:36:SER:HB2	2.05	0.56
23:DM:87:ASN:OD1	23:DM:99:GLN:NE2	2.36	0.56
29:DS:25:ALA:HB1	29:DS:93:GLU:OE2	2.05	0.56
10:A9:132:HIS:HB2	10:A9:141:LEU:HB2	1.87	0.56
11:AA:231:U:H2'	11:AA:232:G:O4'	2.06	0.56
11:AA:493:U:C5	14:BD:168:ARG:HG3	2.40	0.56
11:AA:677:G:N2	11:AA:725:A:H1'	2.21	0.56
11:AA:754:A:H4'	14:AD:9:SER:CB	2.35	0.56
11:AA:1188:A:O2'	11:AA:1189:A:H3'	2.05	0.56
11:AA:1720:G:H5''	11:AA:1720:G:C8	2.40	0.56
18:AH:101:ASN:HB3	18:AH:112:THR:HG23	1.86	0.56
35:AY:64:LYS:NZ	35:AY:82:SER:H	2.03	0.56
35:AY:162:ARG:NH1	35:AY:176:CYS:SG	2.78	0.56
3:B2:52:ARG:HB2	3:B2:64:ARG:HB2	1.87	0.56
4:B3:5:LYS:NZ	4:B3:37:LEU:O	2.37	0.56
5:B4:90:VAL:HG11	5:B4:226:ARG:HH12	1.70	0.56

Continued on next page...

Continued from previous page...

Atom-1	Atom-2	Interatomic distance (Å)	Clash overlap (Å)
11:BA:268:G:H2'	11:BA:269:G:O4'	2.04	0.56
11:BA:771:A:P	33:BW:110:ARG:HH22	2.27	0.56
18:BH:101:ASN:HB3	18:BH:112:THR:HG23	1.87	0.56
29:BS:127:THR:HG22	29:BS:128:TYR:HD2	1.71	0.56
33:BW:47:LEU:HD11	33:BW:113:LEU:HD21	1.87	0.56
11:CA:64:U:H3'	35:CY:178:LYS:NZ	2.20	0.56
11:CA:128:A:H2'	11:CA:129:G:O4'	2.06	0.56
11:CA:136:U:P	35:CY:139:ASN:HD21	2.29	0.56
11:CA:516:G:OP2	26:CP:35:LYS:HE2	2.06	0.56
11:CA:1538:U:H5'	23:CM:39:GLY:N	2.19	0.56
11:CA:1752:U:O2'	11:CA:1753:A:H3'	2.04	0.56
26:CP:131:THR:HG23	26:CP:134:SER:H	1.70	0.56
2:D1:21:ARG:HH21	17:DG:122:ARG:NH1	2.02	0.56
4:D3:140:ARG:HD3	18:DH:53:ILE:HG23	1.86	0.56
11:DA:128:A:H2'	11:DA:129:G:O4'	2.06	0.56
11:DA:1720:G:H5''	11:DA:1720:G:C8	2.40	0.56
15:DE:103:VAL:HG11	15:DE:130:ILE:HA	1.86	0.56
18:DH:106:THR:HG21	18:DH:121:THR:HB	1.86	0.56
11:BA:229:A:C4	11:BA:229:A:OP1	2.59	0.56
11:BA:519:A:OP1	26:BP:91:LYS:NZ	2.25	0.56
7:C6:68:LYS:HB3	11:CA:1027:U:OP1	2.06	0.56
11:CA:749:G:H4'	11:CA:750:U:OP1	2.04	0.56
11:CA:1069:U:H4'	11:CA:1070:U:H5''	1.86	0.56
11:CA:1137:A:OP1	17:CG:147:TYR:OH	2.20	0.56
11:CA:1373:G:OP1	32:CV:4:VAL:HA	2.06	0.56
12:CB:64:GLN:NE2	15:CE:246:GLU:HG2	2.20	0.56
12:CB:123:PRO:HD3	12:CB:143:LEU:O	2.06	0.56
14:CD:80:MET:HG3	14:CD:85:LEU:HB2	1.87	0.56
23:CM:87:ASN:OD1	23:CM:99:GLN:NE2	2.38	0.56
28:CR:102:LEU:O	28:CR:111:TYR:N	2.32	0.56
32:CV:46:LEU:HD22	32:CV:50:ILE:HD11	1.86	0.56
36:CZ:32:CYS:HA	36:CZ:68:VAL:HG12	1.88	0.56
11:DA:253:A:H5'	11:DA:254:A:OP2	2.05	0.56
12:DB:62:ALA:O	36:DZ:64:LYS:NZ	2.37	0.56
23:DM:102:SER:OG	23:DM:103:ASN:N	2.36	0.56
33:DW:130:ALA:H	33:DW:142:VAL:HG12	1.71	0.56
5:A4:90:VAL:HG11	5:A4:226:ARG:HH12	1.71	0.56
5:A4:200:THR:HG23	5:A4:216:ILE:HB	1.87	0.56
11:AA:14:C:O5'	15:AE:165:SER:HB3	2.06	0.56
12:AB:60:ILE:HG23	12:AB:69:VAL:HG21	1.88	0.56
14:AD:159:ALA:O	14:AD:165:GLY:HA3	2.06	0.56

Continued on next page...

Continued from previous page...

Atom-1	Atom-2	Interatomic distance (Å)	Clash overlap (Å)
15:AE:36:LEU:HD13	15:AE:248:LEU:HD21	1.86	0.56
19:AI:112:MET:HG3	19:AI:119:LEU:HD13	1.88	0.56
22:AL:130:SER:HB2	22:AL:133:ALA:H	1.70	0.56
33:AW:189:ASN:N	33:AW:189:ASN:OD1	2.37	0.56
11:BA:469:A:OP2	34:BX:29:LYS:NZ	2.32	0.56
11:BA:1263:G:H22	11:BA:1296:G:H22	1.54	0.56
15:BE:141:ARG:HB3	15:BE:222:THR:HG22	1.88	0.56
22:BL:73:VAL:HB	22:BL:82:ILE:HG22	1.85	0.56
33:BW:130:ALA:H	33:BW:142:VAL:HG12	1.70	0.56
35:BY:64:LYS:NZ	35:BY:82:SER:H	2.03	0.56
6:C5:40:THR:HB	6:C5:71:VAL:HB	1.87	0.56
11:CA:1033:A:H4'	11:CA:1034:A:OP2	2.04	0.56
11:CA:1263:G:H21	11:CA:1296:G:H22	1.47	0.56
11:CA:1586:A:H5'	11:CA:1587:U:OP2	2.06	0.56
18:CH:105:THR:HG22	18:CH:110:ILE:HG12	1.85	0.56
22:CL:130:SER:HB2	22:CL:133:ALA:H	1.70	0.56
25:CO:95:LYS:HB2	25:CO:153:GLN:NE2	2.21	0.56
5:D4:200:THR:HG23	5:D4:216:ILE:HB	1.88	0.56
10:D9:72:LYS:NZ	11:DA:1243:G:OP1	2.25	0.56
11:DA:1445:G:H2'	11:DA:1446:A:C8	2.41	0.56
11:DA:1562:G:N7	39:DA:8102:HOH:O	2.33	0.56
11:DA:1659:C:H5'	11:DA:1660:A:OP2	2.06	0.56
13:DC:228:ARG:NH1	28:DR:242:ILE:O	2.39	0.56
21:DK:56:VAL:HG11	21:DK:77:ALA:HA	1.88	0.56
26:DP:55:VAL:HG13	26:DP:58:PHE:CE1	2.41	0.56
33:DW:47:LEU:HD11	33:DW:113:LEU:HD11	1.88	0.56
11:AA:749:G:H4'	11:AA:750:U:OP1	2.05	0.56
11:AA:1538:U:H5'	23:AM:39:GLY:N	2.19	0.56
25:AO:5:GLN:NE2	25:AO:123:ARG:HE	2.04	0.56
4:B3:109:LYS:HZ3	11:BA:726:U:P	2.27	0.56
8:B7:9:LYS:HG3	8:B7:45:LEU:HD21	1.86	0.56
11:BA:128:A:H2'	11:BA:129:G:O4'	2.06	0.56
23:BM:48:LYS:HD3	30:BT:39:GLN:HG2	1.87	0.56
11:CA:1288:C:OP1	32:CV:7:LYS:N	2.38	0.56
11:CA:1443:A:H4'	11:CA:1444:U:H5'	1.88	0.56
11:CA:1660:A:H5'	11:CA:1661:G:OP2	2.05	0.56
22:CL:7:ARG:HH11	22:CL:7:ARG:CG	2.18	0.56
31:CU:69:LYS:HB3	31:CU:124:LEU:HB3	1.86	0.56
11:DA:864:U:O2	21:DK:137:THR:N	2.29	0.56
11:DA:1514:G:C5'	30:DT:90:GLY:HA2	2.35	0.56
11:DA:1737:C:H2'	11:DA:1738:U:C6	2.40	0.56

Continued on next page...

Continued from previous page...

Atom-1	Atom-2	Interatomic distance (Å)	Clash overlap (Å)
11:DA:1744:U:H6	11:DA:1744:U:H5''	1.70	0.56
35:DY:29:ASP:OD1	35:DY:70:ARG:NH2	2.38	0.56
3:A2:12:ARG:NH1	11:AA:101:A:OP1	2.36	0.56
9:A8:70:VAL:HG11	17:AG:161:MET:SD	2.46	0.56
10:A9:129:TYR:CD2	10:A9:152:LEU:HD22	2.40	0.56
11:AA:487:C:H3'	11:AA:488:G:N7	2.21	0.56
11:AA:1342:U:H4'	11:AA:1343:G:OP1	2.06	0.56
11:AA:1449:G:OP2	30:AT:47:ARG:NH1	2.39	0.56
15:AE:228:PRO:HA	15:AE:231:TRP:NE1	2.21	0.56
30:AT:112:GLU:OE2	30:AT:119:LYS:HE3	2.06	0.56
33:AW:130:ALA:H	33:AW:142:VAL:HG12	1.69	0.56
11:BA:845:G:H5''	25:BO:4:MET:HE2	1.87	0.56
11:BA:1450:G:P	30:BT:60:ARG:NH1	2.78	0.56
15:BE:36:LEU:HD13	15:BE:248:LEU:HD21	1.88	0.56
19:BI:12:PHE:HD1	19:BI:12:PHE:H	1.54	0.56
23:BM:36:ARG:HH12	23:BM:152:ARG:HG2	1.70	0.56
33:BW:249:THR:HG22	33:BW:251:LEU:H	1.71	0.56
35:BY:29:ASP:OD1	35:BY:70:ARG:NH2	2.38	0.56
1:C0:43:ASN:HB3	1:C0:45:ARG:HH12	1.71	0.56
21:CK:56:VAL:HG11	21:CK:77:ALA:HA	1.88	0.56
22:CL:17:ARG:HH11	22:CL:20:LYS:HG2	1.70	0.56
5:D4:106:LEU:HB2	5:D4:221:VAL:HB	1.88	0.56
11:DA:74:A:H5''	35:DY:162:ARG:HH22	1.71	0.56
11:DA:793:G:H5''	11:DA:794:A:OP2	2.06	0.56
11:DA:1205:G:OP1	24:DN:2:PRO:HG3	2.06	0.56
14:DD:62:LEU:HD11	14:DD:68:ARG:HH11	1.69	0.56
33:DW:108:LYS:HD2	33:DW:110:ARG:HH21	1.70	0.56
35:DY:198:LYS:HA	35:DY:201:ARG:HD2	1.87	0.56
2:A1:45:VAL:HG11	2:A1:55:LEU:HD21	1.86	0.56
11:AA:1752:U:O2'	11:AA:1753:A:H3'	2.05	0.56
5:B4:238:TYR:O	5:B4:240:HIS:N	2.39	0.56
7:B6:18:LYS:HZ2	11:BA:936:U:H5'	1.71	0.56
10:B9:108:LYS:HA	31:BU:65:LYS:HE2	1.88	0.56
39:BA:6548:HOH:O	30:BT:93:ARG:NH1	2.14	0.56
15:BE:45:LEU:HG	15:BE:49:PHE:CE2	2.40	0.56
18:BH:80:ASP:HA	18:BH:123:GLY:O	2.06	0.56
25:BO:101:ARG:HG3	25:BO:101:ARG:HH11	1.71	0.56
11:CA:765:A:C6	26:CP:19:ARG:NH1	2.73	0.56
11:CA:1164:C:OP2	11:CA:1165:A:O2'	2.16	0.56
11:CA:1585:U:OP1	17:CG:143:ASN:ND2	2.39	0.56
11:CA:1659:C:H5'	11:CA:1660:A:OP2	2.06	0.56

Continued on next page...

Continued from previous page...

Atom-1	Atom-2	Interatomic distance (Å)	Clash overlap (Å)
15:CE:141:ARG:NH1	15:CE:230:PHE:CZ	2.74	0.56
14:DD:80:MET:HG3	14:DD:85:LEU:HB2	1.87	0.56
26:DP:76:ASN:OD1	26:DP:77:GLN:N	2.39	0.56
28:DR:47:ARG:C	28:DR:49:LYS:H	2.06	0.56
31:DU:47:ALA:HB1	31:DU:76:ARG:HG2	1.88	0.56
11:AA:144:C:O4'	35:AY:132:LYS:NZ	2.39	0.56
15:AE:103:VAL:HG11	15:AE:130:ILE:HA	1.88	0.56
35:AY:198:LYS:HA	35:AY:201:ARG:HD2	1.88	0.56
13:BC:34:ASP:HB3	13:BC:60:GLN:HE22	1.71	0.56
22:BL:130:SER:HB2	22:BL:133:ALA:H	1.71	0.56
33:BW:108:LYS:HD2	33:BW:110:ARG:HH21	1.70	0.56
3:C2:51:ILE:HD13	3:C2:65:ALA:HA	1.87	0.56
12:CB:64:GLN:HE22	15:CE:246:GLU:HG2	1.70	0.56
18:CH:30:VAL:HG21	18:CH:61:VAL:HG23	1.86	0.56
26:CP:55:VAL:HG13	26:CP:58:PHE:CE1	2.41	0.56
33:CW:249:THR:HG22	33:CW:251:LEU:H	1.71	0.56
5:D4:35:ARG:O	5:D4:101:THR:OG1	2.24	0.56
11:DA:229:A:H1'	11:DA:230:A:C8	2.40	0.56
15:DE:213:LYS:O	15:DE:217:TYR:HD1	1.89	0.56
17:DG:44:VAL:HG12	17:DG:46:HIS:H	1.70	0.56
11:AA:550:G:OP1	34:AX:59:SER:OG	2.15	0.55
17:AG:45:PRO:HB2	17:AG:68:ILE:HD12	1.88	0.55
23:AM:28:THR:HG23	23:AM:58:ALA:HA	1.89	0.55
29:AS:127:THR:HG22	29:AS:128:TYR:HD2	1.71	0.55
34:AX:53:ASP:OD1	34:AX:53:ASP:N	2.37	0.55
5:B4:35:ARG:O	5:B4:101:THR:OG1	2.23	0.55
11:BA:239:A:C8	11:BA:239:A:OP2	2.59	0.55
11:BA:312:C:H4'	11:BA:313:G:OP1	2.05	0.55
11:BA:1051:G:O6	39:BA:6096:HOH:O	2.18	0.55
11:BA:1659:C:H5'	11:BA:1660:A:OP2	2.06	0.55
15:BE:103:VAL:HG11	15:BE:130:ILE:HA	1.88	0.55
25:BO:5:GLN:NE2	25:BO:123:ARG:HE	2.04	0.55
27:BQ:96:TYR:O	27:BQ:98:ARG:HG2	2.07	0.55
31:BU:47:ALA:HB1	31:BU:76:ARG:HG2	1.88	0.55
1:C0:62:GLY:N	11:CA:560:C:OP1	2.31	0.55
3:C2:25:ARG:O	3:C2:28:GLU:HG2	2.06	0.55
4:C3:197:LYS:N	11:CA:1029:G:OP1	2.38	0.55
6:C5:75:TYR:HB3	6:C5:80:ALA:HB2	1.89	0.55
11:CA:62:G:H4'	11:CA:164:U:C5	2.41	0.55
11:CA:1395:A:H5''	11:CA:1396:A:OP2	2.06	0.55
15:CE:143:GLY:N	15:CE:154:THR:O	2.35	0.55

Continued on next page...

Continued from previous page...

Atom-1	Atom-2	Interatomic distance (Å)	Clash overlap (Å)
29:CS:127:THR:HG22	29:CS:128:TYR:HD2	1.69	0.55
35:CY:162:ARG:NH1	35:CY:176:CYS:SG	2.79	0.55
11:DA:573:A:O2'	11:DA:574:A:OP1	2.22	0.55
11:DA:1001:A:HO2'	11:DA:1002:U:P	2.25	0.55
11:DA:1526:G:H5'	11:DA:1527:A:OP2	2.06	0.55
28:DR:102:LEU:O	28:DR:111:TYR:N	2.32	0.55
28:DR:171:SER:OG	28:DR:186:TYR:O	2.19	0.55
11:AA:209:G:C4'	11:AA:210:A:H5'	2.34	0.55
26:AP:13:ASN:HD22	26:AP:20:GLN:NE2	2.04	0.55
5:B4:128:VAL:HG22	5:B4:175:ASN:ND2	2.21	0.55
11:BA:771:A:H5''	11:BA:772:A:O5'	2.06	0.55
11:BA:1454:A:H4'	19:BI:73:GLY:O	2.06	0.55
22:BL:17:ARG:HH11	22:BL:20:LYS:HG2	1.70	0.55
28:BR:81:ASP:N	28:BR:94:SER:OG	2.38	0.55
33:BW:254:ARG:NH1	33:BW:260:TYR:CG	2.74	0.55
5:C4:35:ARG:O	5:C4:101:THR:OG1	2.25	0.55
30:CT:89:ARG:NH1	30:CT:92:LEU:HB3	2.22	0.55
30:CT:119:LYS:HD3	30:CT:128:PHE:HB3	1.88	0.55
32:CV:58:MET:O	32:CV:62:GLN:HG2	2.06	0.55
33:CW:89:MET:HE1	33:CW:102:ARG:HD3	1.88	0.55
33:CW:130:ALA:H	33:CW:142:VAL:HG12	1.71	0.55
7:D6:5:LEU:HD12	18:DH:24:GLN:HG3	1.88	0.55
9:D8:96:VAL:HB	9:D8:104:VAL:HG12	1.86	0.55
11:DA:1033:A:H4'	11:DA:1034:A:OP2	2.05	0.55
11:DA:1164:C:OP2	11:DA:1165:A:O2'	2.17	0.55
11:DA:1452:G:O4'	11:DA:1452:G:OP2	2.24	0.55
11:DA:1660:A:H5'	11:DA:1661:G:OP2	2.05	0.55
12:DB:123:PRO:HD3	12:DB:143:LEU:O	2.07	0.55
14:DD:105:MET:HE2	14:DD:108:ARG:HD2	1.88	0.55
14:DD:120:ASN:H	14:DD:124:HIS:CD2	2.24	0.55
33:DW:249:THR:HG22	33:DW:251:LEU:H	1.71	0.55
2:A1:24:ILE:HD11	17:AG:121:THR:HB	1.88	0.55
5:A4:148:LYS:HZ2	5:A4:158:SER:HB3	1.70	0.55
11:AA:470:G:H5'	34:AX:34:ARG:NH2	2.20	0.55
11:AA:1319:U:O2	11:AA:1488:A:H2'	2.07	0.55
18:AH:106:THR:HG21	18:AH:121:THR:HB	1.87	0.55
28:AR:102:LEU:O	28:AR:111:TYR:N	2.32	0.55
30:AT:89:ARG:NH1	30:AT:92:LEU:HB3	2.21	0.55
10:B9:80:TYR:HE2	10:B9:83:LYS:NZ	2.05	0.55
11:BA:984:C:H5''	11:BA:985:C:OP2	2.05	0.55
11:BA:1712:C:O2	11:BA:1733:G:N2	2.28	0.55

Continued on next page...

Continued from previous page...

Atom-1	Atom-2	Interatomic distance (Å)	Clash overlap (Å)
11:CA:312:C:H4'	11:CA:313:G:OP1	2.03	0.55
11:CA:534:A:H3'	11:CA:534:A:N3	2.22	0.55
11:CA:679:U:H4'	11:CA:680:U:OP1	2.06	0.55
11:CA:912:A:HO2'	11:CA:913:U:P	2.30	0.55
13:DC:34:ASP:HB3	13:DC:60:GLN:HE22	1.71	0.55
13:DC:146:LYS:HG2	13:DC:147:GLN:HB2	1.88	0.55
17:DG:45:PRO:HB2	17:DG:68:ILE:HD12	1.88	0.55
26:DP:14:PRO:HG3	33:DW:97:THR:HG23	1.87	0.55
10:A9:88:HIS:CE1	11:AA:1220:C:OP2	2.59	0.55
22:AL:31:LYS:O	22:AL:36:SER:HB2	2.06	0.55
29:AS:25:ALA:HB1	29:AS:93:GLU:OE2	2.05	0.55
35:AY:137:ARG:HG2	35:AY:181:ARG:HG3	1.87	0.55
11:BA:14:C:O5'	15:BE:165:SER:HB3	2.06	0.55
11:BA:1751:U:H4'	11:BA:1752:U:OP1	2.06	0.55
17:BG:73:PHE:HB2	17:BG:154:ARG:NH2	2.21	0.55
31:BU:20:ASN:HD21	31:BU:27:LYS:HZ3	1.53	0.55
8:C7:16:LEU:O	8:C7:20:GLY:N	2.38	0.55
11:CA:879:G:N2	21:CK:68:GLU:OE1	2.37	0.55
14:CD:77:LEU:HD13	14:CD:91:ARG:O	2.06	0.55
18:CH:68:ARG:NH2	36:CZ:8:GLN:HG3	2.22	0.55
6:D5:75:TYR:HB3	6:D5:80:ALA:HB2	1.89	0.55
7:D6:33:VAL:HG21	7:D6:44:ILE:HD12	1.87	0.55
10:D9:108:LYS:HG2	31:DU:65:LYS:NZ	2.21	0.55
11:DA:628:G:H4'	18:DH:4:VAL:HG13	1.87	0.55
11:DA:765:A:C5	26:DP:19:ARG:NH1	2.74	0.55
11:DA:986:G:H5''	39:DA:7879:HOH:O	2.07	0.55
11:DA:1383:G:O2'	11:DA:1384:U:OP2	2.22	0.55
28:DR:51:VAL:HB	28:DR:72:LEU:HB2	1.89	0.55
5:A4:49:LEU:O	21:AK:51:GLU:HG3	2.06	0.55
11:AA:76:A:H4'	11:AA:77:G:OP2	2.07	0.55
11:AA:1751:U:H4'	11:AA:1752:U:OP1	2.06	0.55
7:B6:18:LYS:NZ	11:BA:936:U:H5'	2.22	0.55
9:B8:96:VAL:HB	9:B8:104:VAL:HG12	1.87	0.55
11:BA:1001:A:HO2'	11:BA:1002:U:P	2.26	0.55
11:BA:1452:G:H8	11:BA:1452:G:H5''	1.70	0.55
14:BD:77:LEU:HD13	14:BD:91:ARG:O	2.07	0.55
15:BE:45:LEU:HG	15:BE:49:PHE:HE2	1.70	0.55
33:BW:47:LEU:HD11	33:BW:113:LEU:HD11	1.89	0.55
33:BW:88:LEU:HG	33:BW:89:MET:HG2	1.88	0.55
5:C4:90:VAL:HG11	5:C4:226:ARG:HH12	1.71	0.55
5:C4:238:TYR:O	5:C4:240:HIS:N	2.40	0.55

Continued on next page...

Continued from previous page...

Atom-1	Atom-2	Interatomic distance (Å)	Clash overlap (Å)
11:CA:59:C:H5'	11:CA:447:C:N4	2.21	0.55
11:CA:209:G:C5'	11:CA:210:A:H5'	2.37	0.55
11:CA:1360:U:H5''	32:CV:3:ARG:NH1	2.21	0.55
13:CC:34:ASP:HB3	13:CC:60:GLN:NE2	2.22	0.55
35:CY:184:THR:HB	35:CY:185:PRO:HD2	1.89	0.55
11:DA:211:U:H3	11:DA:238:G:N2	2.04	0.55
11:DA:1358:A:H4'	11:DA:1359:C:O5'	2.07	0.55
11:DA:1373:G:OP1	32:DV:4:VAL:HA	2.07	0.55
27:DQ:37:ILE:HD11	27:DQ:59:PHE:CE1	2.42	0.55
30:DT:132:ILE:HD12	30:DT:137:MET:HB2	1.89	0.55
11:AA:1370:U:H2'	11:AA:1370:U:OP2	2.06	0.55
11:AA:1507:U:C6	17:AG:161:MET:HG2	2.42	0.55
11:BA:1032:U:H3	11:BA:1035:A:N6	1.98	0.55
11:CA:268:G:H2'	11:CA:269:G:O4'	2.07	0.55
11:CA:1445:G:H2'	11:CA:1446:A:C8	2.42	0.55
11:DA:661:G:H3'	11:DA:662:U:C6	2.41	0.55
11:DA:1342:U:H4'	11:DA:1343:G:OP1	2.07	0.55
18:DH:68:ARG:NH2	36:DZ:8:GLN:HG3	2.21	0.55
18:DH:80:ASP:HA	18:DH:123:GLY:O	2.07	0.55
30:DT:119:LYS:HD3	30:DT:128:PHE:HB3	1.88	0.55
8:A7:29:GLU:OE2	24:AN:7:ARG:NH1	2.40	0.55
14:AD:80:MET:HG3	14:AD:85:LEU:HB2	1.88	0.55
16:AF:51:TRP:HE3	16:AF:73:LEU:HD21	1.72	0.55
27:AQ:88:ASP:HB3	27:AQ:154:PHE:CE2	2.42	0.55
28:AR:51:VAL:HB	28:AR:72:LEU:HB2	1.89	0.55
31:AU:47:ALA:HB1	31:AU:76:ARG:HG2	1.87	0.55
3:B2:51:ILE:HD13	3:B2:65:ALA:HA	1.89	0.55
7:B6:33:VAL:HG21	7:B6:44:ILE:HD12	1.88	0.55
11:BA:331:U:H2'	11:BA:332:A:C8	2.41	0.55
11:BA:1428:C:OP1	39:BA:6550:HOH:O	2.18	0.55
11:BA:1564:A:H2'	11:BA:1565:A:C8	2.42	0.55
17:BG:45:PRO:HB2	17:BG:68:ILE:HD12	1.89	0.55
19:BI:33:VAL:HA	19:BI:69:ILE:O	2.07	0.55
27:BQ:37:ILE:HD11	27:BQ:59:PHE:CE1	2.41	0.55
30:BT:124:ALA:O	30:BT:127:LYS:HE2	2.06	0.55
2:C1:65:ARG:NH1	17:CG:125:THR:HG21	2.22	0.55
5:C4:106:LEU:HB2	5:C4:221:VAL:HB	1.89	0.55
11:CA:1247:A:H3'	11:CA:1248:U:H5''	1.88	0.55
15:CE:158:LYS:HG2	15:CE:171:VAL:HG22	1.88	0.55
18:CH:106:THR:HG21	18:CH:121:THR:HB	1.88	0.55
23:CM:119:ILE:HG23	29:CS:124:PHE:HE2	1.72	0.55

Continued on next page...

Continued from previous page...

Atom-1	Atom-2	Interatomic distance (Å)	Clash overlap (Å)
11:DA:268:G:H2'	11:DA:269:G:O4'	2.07	0.55
11:DA:738:A:O2'	11:DA:739:A:OP1	2.24	0.55
11:DA:1395:A:H5''	11:DA:1396:A:OP2	2.07	0.55
27:DQ:96:TYR:O	27:DQ:98:ARG:HG2	2.06	0.55
11:AA:128:A:H2'	11:AA:129:G:O4'	2.06	0.55
17:AG:68:ILE:HA	17:AG:71:LEU:HD12	1.89	0.55
23:AM:90:ASN:OD1	29:AS:14:ARG:NH1	2.40	0.55
25:AO:101:ARG:HH11	25:AO:101:ARG:HG3	1.72	0.55
30:AT:132:ILE:HD12	30:AT:137:MET:HB2	1.89	0.55
11:BA:466:A:H4'	14:BD:130:ARG:NH1	2.22	0.55
11:BA:676:C:HO2'	11:BA:677:G:P	2.30	0.55
11:BA:1123:G:H3'	11:BA:1721:G:H21	1.71	0.55
11:BA:1538:U:H5'	23:BM:39:GLY:N	2.22	0.55
26:BP:14:PRO:HG3	33:BW:97:THR:HG23	1.88	0.55
30:BT:89:ARG:NH1	30:BT:92:LEU:HB3	2.22	0.55
11:CA:680:U:HO2'	11:CA:681:G:P	2.28	0.55
11:CA:1147:U:O4	23:CM:140:THR:HG21	2.06	0.55
11:CA:1355:G:H21	28:CR:76:ASN:HD21	1.54	0.55
15:CE:45:LEU:HG	15:CE:49:PHE:CE2	2.42	0.55
36:CZ:41:SER:OG	36:CZ:42:ASN:N	2.40	0.55
5:D4:109:THR:HG22	21:DK:130:GLU:HG3	1.89	0.55
7:D6:65:THR:HB	7:D6:68:LYS:HG3	1.89	0.55
11:DA:1223:U:O2'	11:DA:1224:C:O5'	2.25	0.55
11:DA:1751:U:H4'	11:DA:1752:U:OP1	2.06	0.55
13:DC:34:ASP:HB3	13:DC:60:GLN:NE2	2.22	0.55
14:DD:159:ALA:O	14:DD:165:GLY:HA3	2.06	0.55
5:A4:95:ASP:O	5:A4:98:ASN:ND2	2.39	0.55
10:A9:94:LYS:HB2	11:AA:1201:G:OP1	2.07	0.55
11:AA:1489:U:H5'	11:AA:1490:C:H5	1.72	0.55
11:AA:1556:G:O2'	11:AA:1557:U:OP2	2.25	0.55
33:AW:212:VAL:HB	33:AW:220:PHE:HB2	1.88	0.55
36:AZ:41:SER:OG	36:AZ:42:ASN:N	2.39	0.55
6:B5:75:TYR:HB3	6:B5:80:ALA:HB2	1.89	0.55
11:BA:1551:U:H2'	11:BA:1552:U:C6	2.42	0.55
12:BB:123:PRO:HD3	12:BB:143:LEU:O	2.07	0.55
21:BK:82:VAL:HG11	21:BK:122:SER:HB3	1.89	0.55
23:BM:87:ASN:OD1	23:BM:99:GLN:NE2	2.39	0.55
25:BO:95:LYS:HB2	25:BO:153:GLN:NE2	2.22	0.55
10:C9:80:TYR:HE2	10:C9:83:LYS:NZ	2.05	0.55
11:CA:61:A:H5''	11:CA:62:G:OP1	2.07	0.55
11:CA:882:G:H2'	11:CA:883:A:O4'	2.07	0.55

Continued on next page...

Continued from previous page...

Atom-1	Atom-2	Interatomic distance (Å)	Clash overlap (Å)
11:CA:1564:A:H2'	11:CA:1565:A:C8	2.42	0.55
15:CE:45:LEU:HG	15:CE:49:PHE:HE2	1.72	0.55
15:CE:141:ARG:HB2	15:CE:223:TYR:CD1	2.42	0.55
35:CY:58:LYS:HG2	35:CY:105:ASP:O	2.07	0.55
11:DA:76:A:H4'	11:DA:77:G:OP2	2.06	0.55
11:DA:654:U:H1'	11:DA:656:G:N2	2.17	0.55
11:DA:771:A:P	33:DW:110:ARG:HH22	2.29	0.55
11:DA:1123:G:H3'	11:DA:1721:G:H21	1.72	0.55
15:DE:228:PRO:HA	15:DE:231:TRP:NE1	2.21	0.55
8:A7:61:TRP:CE2	24:AN:22:VAL:HG22	2.42	0.55
10:A9:103:LEU:HD12	31:AU:57:LYS:HB3	1.88	0.55
11:AA:268:G:H2'	11:AA:269:G:O4'	2.06	0.55
11:AA:658:C:H2'	11:AA:659:G:H8	1.71	0.55
18:AH:68:ARG:NH2	36:AZ:8:GLN:HG3	2.22	0.55
33:AW:108:LYS:HD2	33:AW:110:ARG:HH21	1.71	0.55
11:BA:765:A:N3	26:BP:19:ARG:HD3	2.22	0.55
11:BA:1286:U:O2'	11:BA:1287:U:OP2	2.20	0.55
11:BA:1342:U:H4'	11:BA:1343:G:OP1	2.07	0.55
11:BA:1556:G:O2'	11:BA:1557:U:OP2	2.24	0.55
12:BB:106:ASN:O	12:BB:109:THR:HG22	2.07	0.55
23:BM:28:THR:HG23	23:BM:58:ALA:HA	1.89	0.55
28:BR:51:VAL:HB	28:BR:72:LEU:HB2	1.89	0.55
8:C7:13:TYR:HD1	8:C7:76:LEU:HD22	1.72	0.55
9:C8:99:ASN:HD22	17:CG:90:ASN:HD21	1.54	0.55
11:CA:29:G:H2'	11:CA:30:C:C6	2.42	0.55
11:CA:1017:C:H4'	11:CA:1017:C:OP1	2.06	0.55
11:CA:1172:G:H4'	11:CA:1173:G:C5'	2.37	0.55
33:CW:129:THR:HB	33:CW:142:VAL:HG12	1.89	0.55
5:D4:238:TYR:O	5:D4:240:HIS:N	2.39	0.55
11:DA:1190:G:C4	11:DA:1415:A:C6	2.95	0.55
11:DA:1206:A:OP2	11:DA:1217:G:O2'	2.25	0.55
13:DC:146:LYS:HB2	13:DC:151:LYS:HZ2	1.72	0.55
14:DD:77:LEU:HD13	14:DD:91:ARG:O	2.07	0.55
19:DI:33:VAL:HA	19:DI:69:ILE:O	2.05	0.55
21:DK:82:VAL:HG11	21:DK:122:SER:HB3	1.88	0.55
35:DY:64:LYS:NZ	35:DY:82:SER:H	2.04	0.55
3:A2:56:VAL:HG13	11:AA:324:A:H5'	1.89	0.54
4:A3:145:LEU:HA	18:AH:42:GLN:HE21	1.72	0.54
11:AA:1200:G:OP1	31:AU:101:SER:N	2.40	0.54
11:AA:1358:A:H4'	11:AA:1359:C:O5'	2.06	0.54
13:AC:34:ASP:HB3	13:AC:60:GLN:NE2	2.22	0.54

Continued on next page...

Continued from previous page...

Atom-1	Atom-2	Interatomic distance (Å)	Clash overlap (Å)
15:AE:45:LEU:HG	15:AE:49:PHE:HE2	1.71	0.54
17:AG:44:VAL:HG12	17:AG:46:HIS:H	1.71	0.54
28:AR:47:ARG:C	28:AR:49:LYS:H	2.07	0.54
11:BA:437:A:OP1	39:BA:6460:HOH:O	2.18	0.54
14:BD:159:ALA:O	14:BD:165:GLY:HA3	2.07	0.54
35:BY:189:LEU:O	35:BY:193:VAL:HG23	2.07	0.54
3:C2:150:ARG:NH2	11:CA:181:G:OP1	2.35	0.54
5:C4:37:PRO:HG3	5:C4:101:THR:O	2.07	0.54
7:C6:33:VAL:HG21	7:C6:44:ILE:HD12	1.88	0.54
10:C9:88:HIS:NE2	11:CA:1220:C:OP2	2.39	0.54
11:CA:76:A:H4'	11:CA:77:G:OP2	2.07	0.54
11:CA:984:C:H5''	11:CA:985:C:OP2	2.06	0.54
11:CA:1370:U:H2'	11:CA:1370:U:OP2	2.07	0.54
22:CL:31:LYS:O	22:CL:36:SER:HB2	2.07	0.54
22:CL:73:VAL:HB	22:CL:82:ILE:HG22	1.87	0.54
28:CR:72:LEU:HB3	28:CR:103:TRP:CZ3	2.42	0.54
35:CY:198:LYS:HA	35:CY:201:ARG:HD2	1.88	0.54
11:DA:70:U:OP2	35:DY:173:ARG:NH2	2.40	0.54
11:DA:1019:G:H2'	11:DA:1020:G:C8	2.42	0.54
11:DA:1123:G:H3'	11:DA:1721:G:N2	2.22	0.54
19:DI:46:LEU:O	19:DI:49:LYS:HB2	2.06	0.54
21:DK:101:GLY:HA3	21:DK:134:PRO:HG2	1.89	0.54
36:DZ:32:CYS:HA	36:DZ:68:VAL:HG12	1.89	0.54
10:A9:80:TYR:HE2	10:A9:83:LYS:NZ	2.05	0.54
11:AA:1329:G:H21	30:AT:137:MET:HE1	1.72	0.54
20:AJ:79:ARG:HG2	24:AN:55:ARG:HB3	1.88	0.54
1:B0:61:CYS:HB3	1:B0:64:LEU:H	1.72	0.54
5:B4:200:THR:HG23	5:B4:216:ILE:HB	1.88	0.54
11:BA:1551:U:H4'	19:BI:142:LYS:O	2.07	0.54
18:BH:106:THR:HG21	18:BH:121:THR:HB	1.90	0.54
33:BW:155:GLU:HG3	35:BY:219:TRP:CZ2	2.41	0.54
11:CA:213:U:H4'	11:CA:214:U:H5'	1.90	0.54
3:D2:51:ILE:HD13	3:D2:65:ALA:HA	1.88	0.54
7:D6:34:LYS:HZ3	7:D6:78:LYS:HE3	1.69	0.54
7:D6:66:GLY:O	11:DA:1026:C:H4'	2.07	0.54
10:D9:143:ILE:HG12	10:D9:144:ASP:H	1.71	0.54
11:DA:1146:C:OP1	23:DM:136:GLN:HB2	2.07	0.54
11:DA:1564:A:H2'	11:DA:1565:A:C8	2.41	0.54
25:DO:5:GLN:NE2	25:DO:123:ARG:HE	2.06	0.54
15:AE:141:ARG:HB2	15:AE:223:TYR:CD1	2.42	0.54
21:AK:82:VAL:HG11	21:AK:122:SER:HB3	1.89	0.54

Continued on next page...

Continued from previous page...

Atom-1	Atom-2	Interatomic distance (Å)	Clash overlap (Å)
5:B4:140:VAL:HG12	5:B4:221:VAL:HG22	1.90	0.54
8:B7:13:TYR:HD1	8:B7:76:LEU:HD22	1.72	0.54
11:BA:1033:A:H4'	11:BA:1034:A:OP2	2.08	0.54
11:BA:1452:G:H1'	30:BT:71:LYS:HE2	1.88	0.54
12:BB:46:ILE:HG13	32:BV:105:MET:HE1	1.89	0.54
13:BC:34:ASP:HB3	13:BC:60:GLN:NE2	2.22	0.54
6:C5:87:ARG:NH1	11:CA:1126:C:P	2.80	0.54
11:CA:90:U:O2'	33:CW:8:HIS:HD2	1.90	0.54
13:CC:146:LYS:HG2	13:CC:147:GLN:HB2	1.89	0.54
15:CE:36:LEU:HD13	15:CE:248:LEU:HD21	1.89	0.54
15:CE:185:PRO:HD3	15:CE:211:PHE:CE2	2.42	0.54
21:CK:82:VAL:HG11	21:CK:122:SER:HB3	1.89	0.54
25:CO:5:GLN:NE2	25:CO:123:ARG:HE	2.05	0.54
28:CR:74:GLY:HA3	28:CR:101:ARG:NH1	2.22	0.54
35:CY:137:ARG:HG2	35:CY:181:ARG:HG3	1.89	0.54
15:DE:158:LYS:HG2	15:DE:171:VAL:HG22	1.88	0.54
32:DV:46:LEU:HD22	32:DV:50:ILE:HD11	1.89	0.54
11:AA:59:C:N4	11:AA:62:G:OP2	2.36	0.54
11:AA:61:A:H5''	11:AA:62:G:OP1	2.08	0.54
11:AA:190:G:H2'	11:AA:191:A:C8	2.42	0.54
11:AA:1262:U:H2'	11:AA:1263:G:C8	2.42	0.54
11:BA:378:A:OP2	11:BA:378:A:C8	2.53	0.54
11:BA:660:U:H2'	11:BA:661:G:O4'	2.07	0.54
11:BA:1223:U:O2'	11:BA:1224:C:O5'	2.26	0.54
25:BO:148:ALA:HA	25:BO:151:LEU:HD12	1.90	0.54
11:CA:1551:U:H2'	11:CA:1552:U:C6	2.42	0.54
14:CD:120:ASN:H	14:CD:124:HIS:CD2	2.25	0.54
19:CI:46:LEU:O	19:CI:49:LYS:HB2	2.06	0.54
26:CP:13:ASN:HD22	26:CP:20:GLN:NE2	2.06	0.54
26:CP:76:ASN:OD1	26:CP:77:GLN:N	2.40	0.54
33:CW:254:ARG:NH1	33:CW:260:TYR:CG	2.75	0.54
5:D4:148:LYS:HZ2	5:D4:158:SER:HB3	1.71	0.54
11:DA:840:A:O2'	11:DA:841:A:O5'	2.26	0.54
26:DP:131:THR:HG23	26:DP:134:SER:H	1.71	0.54
28:DR:74:GLY:HA3	28:DR:101:ARG:NH1	2.22	0.54
10:A9:88:HIS:CD2	11:AA:1219:U:OP2	2.61	0.54
10:A9:106:ASN:HB3	10:A9:108:LYS:HG3	1.90	0.54
35:AY:98:ARG:HD2	35:AY:99:GLY:H	1.71	0.54
3:B2:25:ARG:O	3:B2:28:GLU:HG2	2.07	0.54
11:BA:1419:G:OP1	39:BA:6514:HOH:O	2.17	0.54
17:BG:117:ARG:O	17:BG:136:VAL:N	2.38	0.54

Continued on next page...

Continued from previous page...

Atom-1	Atom-2	Interatomic distance (Å)	Clash overlap (Å)
35:BY:58:LYS:HG2	35:BY:105:ASP:O	2.07	0.54
35:BY:198:LYS:HA	35:BY:201:ARG:HD2	1.89	0.54
9:C8:45:ILE:O	23:CM:4:VAL:HA	2.08	0.54
10:C9:106:ASN:HB3	10:C9:108:LYS:HG3	1.90	0.54
11:CA:1370:U:H4'	11:CA:1371:A:H5'	1.90	0.54
11:CA:1454:A:H4'	19:CI:73:GLY:O	2.07	0.54
11:CA:1538:U:H5'	23:CM:39:GLY:H	1.73	0.54
17:CG:83:LEU:O	17:CG:87:VAL:HG23	2.06	0.54
28:CR:51:VAL:HB	28:CR:72:LEU:HB2	1.90	0.54
32:CV:24:LEU:HD13	32:CV:58:MET:HE1	1.90	0.54
35:CY:7:TYR:HB2	35:CY:113:ILE:HB	1.89	0.54
11:DA:234:G:H2'	11:DA:235:A:C8	2.42	0.54
13:DC:146:LYS:HD2	13:DC:151:LYS:NZ	2.23	0.54
6:A5:81:ILE:HD11	11:AA:1748:U:H5'	1.90	0.54
8:A7:16:LEU:O	8:A7:20:GLY:N	2.39	0.54
11:AA:866:U:O2	11:AA:966:A:O2'	2.26	0.54
11:AA:1200:G:OP2	31:AU:28:GLY:HA2	2.07	0.54
11:AA:1450:G:P	30:AT:60:ARG:NH1	2.80	0.54
11:AA:1551:U:H4'	19:AI:142:LYS:O	2.07	0.54
13:AC:34:ASP:HB3	13:AC:60:GLN:HE22	1.72	0.54
14:AD:71:PHE:CE1	33:AW:254:ARG:HD3	2.42	0.54
25:AO:101:ARG:HG3	25:AO:101:ARG:NH1	2.22	0.54
12:BB:60:ILE:HG23	12:BB:69:VAL:HG21	1.89	0.54
26:BP:76:ASN:OD1	26:BP:77:GLN:N	2.41	0.54
1:C0:101:ASN:ND2	10:C9:77:LYS:NZ	2.55	0.54
4:C3:103:LYS:HA	4:C3:113:ARG:HH12	1.70	0.54
11:CA:45:A:N1	11:CA:424:A:O2'	2.36	0.54
11:CA:332:A:H2'	11:CA:333:C:C6	2.43	0.54
11:CA:885:A:N3	11:CA:975:G:O2'	2.34	0.54
11:CA:1452:G:O4'	11:CA:1452:G:OP2	2.26	0.54
14:CD:159:ALA:O	14:CD:165:GLY:HA3	2.06	0.54
17:CG:45:PRO:HB2	17:CG:68:ILE:HD12	1.88	0.54
7:D6:63:LYS:HD3	7:D6:72:GLN:NE2	2.23	0.54
9:D8:40:ASN:HB2	23:DM:25:LYS:NZ	2.22	0.54
12:DB:134:SER:HB2	12:DB:152:TYR:CD2	2.42	0.54
14:DD:120:ASN:H	14:DD:124:HIS:HD2	1.55	0.54
17:DG:68:ILE:HA	17:DG:71:LEU:HD12	1.90	0.54
11:AA:149:U:OP1	35:AY:107:ARG:HG2	2.07	0.54
11:AA:318:U:O2'	27:AQ:6:GLN:HG2	2.07	0.54
11:AA:1395:A:H5''	11:AA:1396:A:OP2	2.07	0.54
11:AA:1526:G:H5'	11:AA:1527:A:OP2	2.08	0.54

Continued on next page...

Continued from previous page...

Atom-1	Atom-2	Interatomic distance (Å)	Clash overlap (Å)
39:AA:2353:HOH:O	26:AP:86:ASN:HB2	2.08	0.54
2:B1:24:ILE:HD11	17:BG:121:THR:HB	1.90	0.54
11:BA:231:U:H2'	11:BA:232:G:C4'	2.38	0.54
11:BA:726:U:H5''	11:BA:727:U:OP2	2.07	0.54
11:BA:1019:G:H2'	11:BA:1020:G:C8	2.43	0.54
11:BA:1228:A:C8	11:BA:1228:A:H5''	2.43	0.54
12:BB:25:LEU:HD22	12:BB:33:ILE:HD13	1.90	0.54
14:BD:120:ASN:H	14:BD:124:HIS:CD2	2.25	0.54
27:BQ:88:ASP:HB3	27:BQ:154:PHE:CE2	2.43	0.54
31:BU:75:LYS:O	31:BU:78:SER:OG	2.25	0.54
11:CA:1428:C:HO2'	11:CA:1429:G:P	2.30	0.54
11:CA:1555:A:H5'	19:CI:137:ARG:HH12	1.72	0.54
11:CA:1751:U:H4'	11:CA:1752:U:OP1	2.08	0.54
25:CO:148:ALA:HA	25:CO:151:LEU:HD12	1.89	0.54
8:D7:3:HIS:CE1	11:DA:1229:U:C4	2.96	0.54
11:DA:1172:G:H4'	11:DA:1173:G:C5'	2.37	0.54
15:DE:158:LYS:HG3	18:DH:95:PRO:O	2.07	0.54
26:DP:13:ASN:HD22	26:DP:20:GLN:NE2	2.06	0.54
33:DW:52:LEU:HD21	33:DW:113:LEU:HD12	1.88	0.54
11:AA:1370:U:H4'	11:AA:1371:A:H5'	1.90	0.54
11:AA:1555:A:H5'	19:AI:137:ARG:HH12	1.72	0.54
13:AC:146:LYS:HG2	13:AC:147:GLN:HB2	1.89	0.54
19:AI:33:VAL:HA	19:AI:69:ILE:O	2.08	0.54
11:BA:190:G:H2'	11:BA:191:A:C8	2.41	0.54
11:BA:469:A:H2	11:BA:505:A:C2	2.25	0.54
11:BA:1445:G:H2'	11:BA:1446:A:C8	2.42	0.54
14:BD:49:LEU:O	14:BD:53:ARG:HG3	2.08	0.54
33:BW:129:THR:HB	33:BW:142:VAL:HG12	1.89	0.54
5:C4:148:LYS:HZ2	5:C4:158:SER:HB3	1.72	0.54
11:CA:771:A:H4'	11:CA:772:A:OP2	2.08	0.54
11:CA:1212:U:H1'	11:CA:1216:A:H62	1.73	0.54
11:CA:1302:G:N2	32:CV:8:THR:OG1	2.38	0.54
11:CA:1531:G:C4	23:CM:134:ARG:HD2	2.43	0.54
11:CA:1556:G:O2'	11:CA:1557:U:OP2	2.25	0.54
14:CD:71:PHE:CE1	33:CW:254:ARG:HD3	2.42	0.54
20:CJ:41:ARG:HB3	20:CJ:101:ILE:HG23	1.90	0.54
10:D9:80:TYR:HE2	10:D9:83:LYS:NZ	2.05	0.54
11:DA:754:A:O2'	14:DD:9:SER:OG	2.17	0.54
11:DA:1517:A:OP1	23:DM:133:VAL:N	2.39	0.54
11:DA:1551:U:H2'	11:DA:1552:U:C6	2.43	0.54
12:DB:60:ILE:HG23	12:DB:69:VAL:HG21	1.89	0.54

Continued on next page...

Continued from previous page...

Atom-1	Atom-2	Interatomic distance (Å)	Clash overlap (Å)
6:A5:75:TYR:HB3	6:A5:80:ALA:HB2	1.88	0.54
11:AA:1347:U:O2'	11:AA:1348:U:OP2	2.23	0.54
13:AC:201:LYS:HB2	13:AC:203:PHE:HD2	1.72	0.54
15:AE:213:LYS:O	15:AE:217:TYR:HD1	1.91	0.54
21:AK:43:HIS:CD2	21:AK:55:ARG:HG3	2.43	0.54
28:AR:193:ASP:OD1	28:AR:193:ASP:N	2.37	0.54
32:AV:24:LEU:HD13	32:AV:58:MET:HE1	1.90	0.54
10:B9:94:LYS:HB2	11:BA:1201:G:OP1	2.08	0.54
11:BA:468:U:H5''	11:BA:469:A:O4'	2.07	0.54
11:BA:479:G:H2'	11:BA:480:A:C8	2.43	0.54
11:BA:649:U:O4'	11:BA:661:G:N2	2.41	0.54
11:BA:762:U:H5	26:BP:6:ARG:CZ	2.21	0.54
11:BA:883:A:H5'	21:BK:66:ARG:HB3	1.89	0.54
15:BE:180:VAL:O	15:BE:199:THR:HB	2.08	0.54
17:BG:44:VAL:HG12	17:BG:46:HIS:H	1.73	0.54
21:BK:101:GLY:HA3	21:BK:134:PRO:HG2	1.90	0.54
30:BT:119:LYS:HD3	30:BT:128:PHE:HB3	1.90	0.54
11:CA:622:G:H5'	25:CO:122:SER:OG	2.08	0.54
5:D4:90:VAL:HG11	5:D4:226:ARG:HH12	1.71	0.54
9:D8:43:VAL:CG2	23:DM:25:LYS:HB2	2.34	0.54
11:DA:229:A:HO2'	11:DA:230:A:P	2.22	0.54
11:DA:882:G:H2'	11:DA:883:A:O4'	2.08	0.54
11:DA:1083:G:O2'	11:DA:1705:A:H5''	2.08	0.54
15:DE:45:LEU:HG	15:DE:49:PHE:HE2	1.73	0.54
35:DY:58:LYS:HG2	35:DY:105:ASP:O	2.08	0.54
3:A2:105:VAL:O	3:A2:108:SER:HB2	2.08	0.54
11:AA:1069:U:H4'	11:AA:1070:U:H5''	1.90	0.54
11:AA:1355:G:H21	28:AR:76:ASN:HD21	1.55	0.54
11:AA:1531:G:C4	23:AM:134:ARG:HD2	2.43	0.54
11:AA:1551:U:H2'	11:AA:1552:U:C6	2.43	0.54
12:AB:29:MET:CE	12:AB:144:CYS:HB3	2.38	0.54
12:AB:46:ILE:HG13	32:AV:105:MET:HE1	1.90	0.54
18:AH:80:ASP:HA	18:AH:123:GLY:O	2.08	0.54
20:AJ:78:ASP:OD1	24:AN:53:LYS:HD2	2.08	0.54
5:B4:49:LEU:HD23	21:BK:51:GLU:HB3	1.89	0.54
11:BA:29:G:H2'	11:BA:30:C:C6	2.43	0.54
11:BA:470:G:H5'	34:BX:34:ARG:NH2	2.23	0.54
11:CA:332:A:H2'	11:CA:333:C:H6	1.73	0.54
11:CA:1019:G:H2'	11:CA:1020:G:C8	2.43	0.54
12:CB:29:MET:CE	12:CB:144:CYS:HB3	2.38	0.54
26:CP:53:VAL:HG22	26:CP:73:VAL:HG22	1.90	0.54

Continued on next page...

Continued from previous page...

Atom-1	Atom-2	Interatomic distance (Å)	Clash overlap (Å)
4:D3:101:GLU:HB2	4:D3:113:ARG:HG3	1.90	0.54
11:DA:29:G:H2'	11:DA:30:C:C6	2.43	0.54
11:DA:232:G:O2'	11:DA:233:U:H5'	2.07	0.54
11:DA:318:U:O2'	27:DQ:6:GLN:HG2	2.08	0.54
11:DA:364:G:OP1	27:DQ:95:LYS:HA	2.07	0.54
11:DA:534:A:H3'	11:DA:534:A:N3	2.23	0.54
11:DA:1121:C:C4'	11:DA:1608:C:OP2	2.56	0.54
13:DC:201:LYS:HB2	13:DC:203:PHE:HD2	1.73	0.54
26:DP:79:TYR:O	26:DP:83:TYR:HD1	1.91	0.54
3:A2:146:HIS:CE1	11:AA:181:G:C8	2.96	0.53
11:AA:29:G:H2'	11:AA:30:C:C6	2.42	0.53
11:AA:1647:U:H2'	11:AA:1648:C:H6	1.73	0.53
20:AJ:41:ARG:HB3	20:AJ:101:ILE:HG23	1.90	0.53
22:AL:73:VAL:HB	22:AL:82:ILE:HG22	1.89	0.53
26:AP:55:VAL:HG13	26:AP:58:PHE:HE1	1.74	0.53
2:B1:65:ARG:HH11	17:BG:125:THR:HG21	1.73	0.53
8:B7:65:TYR:HB3	13:BC:75:PHE:CE1	2.43	0.53
11:BA:1715:A:H1'	11:BA:1736:C:H5'	1.90	0.53
15:BE:145:TRP:H	15:BE:153:HIS:CE1	2.25	0.53
3:C2:177:THR:HG21	11:CA:205:A:OP1	2.08	0.53
5:C4:140:VAL:HG12	5:C4:221:VAL:HG22	1.90	0.53
11:CA:986:G:OP1	39:CA:2185:HOH:O	2.18	0.53
15:CE:180:VAL:O	15:CE:199:THR:HB	2.08	0.53
23:CM:28:THR:HG23	23:CM:58:ALA:HA	1.90	0.53
28:CR:233:LYS:NZ	32:CV:24:LEU:O	2.34	0.53
31:CU:75:LYS:O	31:CU:78:SER:OG	2.26	0.53
8:D7:13:TYR:HD1	8:D7:76:LEU:HD22	1.72	0.53
11:DA:1212:U:H1'	11:DA:1216:A:H62	1.73	0.53
15:DE:45:LEU:HG	15:DE:49:PHE:CE2	2.43	0.53
25:DO:101:ARG:HG3	25:DO:101:ARG:NH1	2.23	0.53
35:DY:137:ARG:HG2	35:DY:181:ARG:HG3	1.89	0.53
4:A3:115:ARG:HG2	4:A3:121:TYR:CE2	2.44	0.53
6:A5:45:VAL:HA	21:AK:113:GLN:HG3	1.89	0.53
11:AA:738:A:O2'	11:AA:739:A:OP1	2.25	0.53
11:AA:1147:U:O4	23:AM:140:THR:HG21	2.08	0.53
11:AA:1659:C:H5'	11:AA:1660:A:OP2	2.07	0.53
27:AQ:37:ILE:HD11	27:AQ:59:PHE:CE1	2.42	0.53
5:B4:50:VAL:HG21	5:B4:63:ILE:HG12	1.89	0.53
11:BA:235:A:H4'	11:BA:236:U:OP2	2.07	0.53
11:BA:1186:G:H5'	11:BA:1216:A:C2	2.43	0.53
11:BA:1204:U:H2'	11:BA:1205:G:O4'	2.08	0.53

Continued on next page...

Continued from previous page...

Atom-1	Atom-2	Interatomic distance (Å)	Clash overlap (Å)
11:BA:1538:U:OP1	23:BM:42:PHE:HB2	2.08	0.53
15:BE:158:LYS:HG3	18:BH:95:PRO:O	2.08	0.53
5:C4:38:ILE:HB	5:C4:237:LEU:O	2.09	0.53
11:CA:840:A:O2'	11:CA:841:A:O5'	2.27	0.53
11:CA:1526:G:H5'	11:CA:1527:A:OP2	2.08	0.53
13:CC:146:LYS:HD2	13:CC:151:LYS:NZ	2.22	0.53
23:CM:96:LYS:HB2	23:CM:98:TYR:CZ	2.43	0.53
35:CY:98:ARG:HD2	35:CY:99:GLY:H	1.73	0.53
5:D4:170:ILE:HD13	5:D4:213:LEU:HD11	1.90	0.53
6:D5:17:HIS:HE1	11:DA:1742:G:OP1	1.91	0.53
11:DA:75:C:H1'	35:DY:178:LYS:HG2	1.90	0.53
11:DA:135:A:N6	35:DY:191:LYS:HB2	2.23	0.53
11:DA:172:U:C4'	11:DA:173:A:OP1	2.57	0.53
11:DA:1042:G:H5'	11:DA:1043:U:OP2	2.08	0.53
11:DA:1283:U:O3'	32:DV:2:GLY:HA2	2.07	0.53
20:DJ:41:ARG:HB3	20:DJ:101:ILE:HG23	1.91	0.53
30:DT:124:ALA:O	30:DT:127:LYS:HE2	2.07	0.53
11:AA:463:A:HO2'	14:AD:9:SER:HG	1.56	0.53
11:AA:934:U:OP1	11:AA:1044:C:O2'	2.23	0.53
11:AA:1019:G:H2'	11:AA:1020:G:C8	2.43	0.53
11:AA:1212:U:H1'	11:AA:1216:A:H62	1.73	0.53
11:AA:1372:A:OP2	32:AV:56:HIS:HE1	1.91	0.53
14:AD:120:ASN:H	14:AD:124:HIS:CD2	2.26	0.53
15:AE:144:TYR:CD2	15:AE:148:LYS:HB3	2.43	0.53
1:B0:22:LYS:HG3	10:B9:74:LYS:CD	2.37	0.53
10:B9:106:ASN:HB3	10:B9:108:LYS:HG3	1.90	0.53
11:BA:738:A:O2'	11:BA:739:A:OP1	2.26	0.53
11:BA:1122:G:H1'	11:BA:1718:A:C4	2.44	0.53
11:BA:1212:U:H1'	11:BA:1216:A:H62	1.73	0.53
11:BA:1247:A:H3'	11:BA:1248:U:H5''	1.89	0.53
11:BA:1262:U:H2'	11:BA:1263:G:C8	2.43	0.53
11:BA:1647:U:H2'	11:BA:1648:C:H6	1.73	0.53
14:BD:120:ASN:H	14:BD:124:HIS:HD2	1.55	0.53
28:BR:74:GLY:HA3	28:BR:101:ARG:NH1	2.23	0.53
35:BY:137:ARG:HG2	35:BY:181:ARG:HG3	1.90	0.53
11:CA:14:C:O5'	15:CE:165:SER:HB3	2.08	0.53
11:CA:40:A:H3'	11:CA:430:A:H62	1.73	0.53
12:CB:60:ILE:HG23	12:CB:69:VAL:HG21	1.91	0.53
25:CO:97:ALA:O	25:CO:101:ARG:HG2	2.08	0.53
8:D7:6:LYS:NZ	31:DU:20:ASN:ND2	2.55	0.53
11:DA:190:G:H2'	11:DA:191:A:C8	2.41	0.53

Continued on next page...

Continued from previous page...

Atom-1	Atom-2	Interatomic distance (Å)	Clash overlap (Å)
11:DA:234:G:HO2'	11:DA:235:A:C1'	2.20	0.53
11:DA:533:G:N2	39:DA:7636:HOH:O	2.41	0.53
11:DA:839:U:H3'	11:DA:840:A:O4'	2.09	0.53
25:DO:95:LYS:HB2	25:DO:153:GLN:HE21	1.73	0.53
36:DZ:41:SER:OG	36:DZ:42:ASN:N	2.39	0.53
5:A4:72:LEU:O	5:A4:79:SER:OG	2.26	0.53
11:AA:466:A:H4'	14:AD:130:ARG:NH1	2.24	0.53
11:AA:1564:A:H2'	11:AA:1565:A:C8	2.43	0.53
35:AY:7:TYR:HB2	35:AY:113:ILE:HB	1.90	0.53
11:BA:61:A:H5''	11:BA:62:G:OP1	2.07	0.53
11:BA:220:A:H3'	11:BA:221:A:C8	2.36	0.53
11:BA:677:G:N2	11:BA:725:A:H1'	2.23	0.53
11:BA:1358:A:H4'	11:BA:1359:C:O5'	2.07	0.53
13:BC:226:GLU:HB2	28:BR:208:THR:H	1.73	0.53
25:BO:101:ARG:HG3	25:BO:101:ARG:NH1	2.22	0.53
2:C1:24:ILE:HD11	17:CG:121:THR:HB	1.89	0.53
11:CA:17:C:O2'	11:CA:1110:A:N1	2.37	0.53
11:CA:1011:C:H4'	25:CO:7:LYS:HG2	1.91	0.53
11:CA:1228:A:H5''	11:CA:1228:A:C8	2.44	0.53
11:CA:1342:U:H4'	11:CA:1343:G:OP1	2.08	0.53
14:CD:120:ASN:H	14:CD:124:HIS:HD2	1.55	0.53
34:CX:53:ASP:HB2	34:CX:56:LYS:HB2	1.91	0.53
35:CY:64:LYS:NZ	35:CY:82:SER:H	2.05	0.53
1:D0:58:GLY:HA2	1:D0:88:CYS:O	2.08	0.53
2:D1:12:MET:SD	2:D1:30:VAL:HG23	2.49	0.53
6:D5:81:ILE:HD11	11:DA:1748:U:H5'	1.91	0.53
13:DC:165:GLN:N	13:DC:166:PRO:HD2	2.24	0.53
15:DE:180:VAL:O	15:DE:199:THR:HB	2.09	0.53
34:DX:53:ASP:HB2	34:DX:56:LYS:HB2	1.91	0.53
11:AA:534:A:H3'	11:AA:534:A:N3	2.23	0.53
11:AA:771:A:P	33:AW:110:ARG:HH22	2.31	0.53
11:AA:840:A:H8	25:AO:66:ARG:HH22	1.54	0.53
11:AA:1288:C:OP1	32:AV:7:LYS:N	2.40	0.53
21:AK:56:VAL:HG11	21:AK:77:ALA:HA	1.90	0.53
25:AO:95:LYS:HB2	25:AO:153:GLN:NE2	2.23	0.53
10:B9:75:LYS:HZ1	11:BA:1418:C:P	2.32	0.53
11:BA:493:U:H4'	11:BA:494:A:OP2	2.05	0.53
11:BA:1443:A:H4'	11:BA:1444:U:H5'	1.89	0.53
30:BT:132:ILE:HD12	30:BT:137:MET:HB2	1.89	0.53
5:C4:95:ASP:O	5:C4:98:ASN:ND2	2.40	0.53
11:CA:1007:U:O2'	11:CA:1009:U:C5	2.61	0.53

Continued on next page...

Continued from previous page...

Atom-1	Atom-2	Interatomic distance (Å)	Clash overlap (Å)
11:CA:1206:A:OP2	11:CA:1217:G:O2'	2.26	0.53
28:CR:297:GLU:OE1	28:CR:297:GLU:N	2.38	0.53
33:CW:47:LEU:HD11	33:CW:113:LEU:HD11	1.91	0.53
9:D8:99:ASN:HD22	17:DG:90:ASN:HD21	1.55	0.53
10:D9:103:LEU:HD22	10:D9:109:VAL:HA	1.90	0.53
11:DA:478:G:C2'	11:DA:494:A:H61	2.21	0.53
25:DO:101:ARG:HG3	25:DO:101:ARG:HH11	1.73	0.53
7:B6:63:LYS:HD3	7:B6:72:GLN:NE2	2.24	0.53
11:BA:229:A:H1'	11:BA:230:A:N7	2.22	0.53
11:BA:515:U:O2'	26:BP:58:PHE:O	2.25	0.53
11:BA:892:G:HO2'	11:BA:893:A:H8	1.53	0.53
11:BA:1370:U:H4'	11:BA:1371:A:H5'	1.91	0.53
11:BA:1395:A:H5''	11:BA:1396:A:OP2	2.08	0.53
11:BA:1452:G:OP2	11:BA:1452:G:O4'	2.26	0.53
11:BA:1471:C:P	30:BT:130:ARG:HH22	2.30	0.53
12:BB:165:GLU:HG3	12:BB:199:TYR:CE2	2.44	0.53
13:BC:146:LYS:HD2	13:BC:151:LYS:NZ	2.24	0.53
13:BC:201:LYS:HB2	13:BC:203:PHE:HD2	1.73	0.53
23:BM:40:ARG:NH2	30:BT:48:GLU:OE1	2.37	0.53
30:BT:18:PHE:HZ	30:BT:140:LEU:HD22	1.74	0.53
3:C2:105:VAL:O	3:C2:108:SER:HB2	2.09	0.53
6:C5:81:ILE:HD11	11:CA:1748:U:H5'	1.90	0.53
11:CA:232:G:HO2'	11:CA:233:U:P	2.28	0.53
11:CA:1276:G:H5'	11:CA:1294:A:OP2	2.09	0.53
11:CA:1358:A:H4'	11:CA:1359:C:O5'	2.07	0.53
11:CA:1538:U:OP1	23:CM:42:PHE:HB2	2.08	0.53
13:CC:34:ASP:HB3	13:CC:60:GLN:HE22	1.71	0.53
26:CP:79:TYR:O	26:CP:83:TYR:HD1	1.92	0.53
11:DA:1370:U:H4'	11:DA:1371:A:H5'	1.90	0.53
11:DA:1514:G:H5'	30:DT:90:GLY:HA2	1.90	0.53
19:DI:12:PHE:HD1	19:DI:12:PHE:H	1.56	0.53
25:DO:97:ALA:O	25:DO:101:ARG:HG2	2.09	0.53
28:DR:72:LEU:HB3	28:DR:103:TRP:CZ3	2.44	0.53
3:A2:25:ARG:O	3:A2:28:GLU:HG2	2.09	0.53
10:A9:101:TYR:CE1	31:AU:33:LEU:HD11	2.44	0.53
11:AA:486:A:H5''	11:AA:487:C:OP2	2.09	0.53
11:AA:1204:U:H2'	11:AA:1205:G:O4'	2.09	0.53
11:AA:1442:A:H62	11:AA:1510:U:H3	1.57	0.53
15:AE:141:ARG:NH1	15:AE:230:PHE:CZ	2.76	0.53
20:AJ:67:LYS:HA	24:AN:43:ARG:NE	2.23	0.53
28:AR:190:VAL:HG13	28:AR:216:VAL:HB	1.91	0.53

Continued on next page...

Continued from previous page...

Atom-1	Atom-2	Interatomic distance (Å)	Clash overlap (Å)
11:BA:912:A:O2'	11:BA:913:U:OP2	2.26	0.53
11:BA:1246:C:OP2	11:BA:1399:G:OP2	2.27	0.53
11:BA:1427:C:H2'	39:BA:6555:HOH:O	2.09	0.53
15:BE:31:THR:HB	15:BE:34:GLY:H	1.74	0.53
15:BE:141:ARG:NH1	15:BE:230:PHE:CZ	2.76	0.53
28:BR:72:LEU:HB3	28:BR:103:TRP:CZ3	2.44	0.53
8:C7:35:THR:HB	8:C7:37:VAL:HG23	1.91	0.53
11:CA:190:G:H2'	11:CA:191:A:C8	2.40	0.53
11:CA:210:A:OP2	11:CA:210:A:C8	2.62	0.53
11:CA:573:A:O2'	11:CA:574:A:OP1	2.24	0.53
11:CA:1278:C:H4'	11:CA:1279:U:OP1	2.08	0.53
9:D8:43:VAL:HG21	23:DM:25:LYS:CB	2.36	0.53
11:DA:1252:C:H2'	11:DA:1253:G:H8	1.74	0.53
11:DA:1712:C:O2	11:DA:1733:G:N2	2.29	0.53
11:AA:62:G:H4'	11:AA:164:U:C5	2.44	0.53
11:AA:661:G:H3'	11:AA:662:U:C6	2.43	0.53
11:AA:954:G:N1	11:AA:1001:A:O2'	2.39	0.53
11:AA:1017:C:OP1	11:AA:1017:C:H4'	2.09	0.53
11:AA:1042:G:H5'	11:AA:1043:U:OP2	2.09	0.53
11:AA:1301:A:P	13:AC:163:THR:HG21	2.48	0.53
11:AA:1452:G:H5''	11:AA:1452:G:H8	1.73	0.53
12:AB:123:PRO:HD3	12:AB:143:LEU:O	2.08	0.53
15:AE:141:ARG:HB3	15:AE:222:THR:HG22	1.90	0.53
25:AO:148:ALA:HA	25:AO:151:LEU:HD12	1.90	0.53
27:AQ:126:GLN:HG2	27:AQ:127:CYS:H	1.74	0.53
28:AR:255:GLY:H	28:AR:279:LYS:HZ1	1.56	0.53
30:AT:124:ALA:O	30:AT:127:LYS:HE2	2.09	0.53
33:AW:88:LEU:HG	33:AW:89:MET:HG2	1.91	0.53
5:B4:119:LYS:HG3	11:BA:909:C:H5'	1.89	0.53
26:BP:55:VAL:HG13	26:BP:58:PHE:HE1	1.73	0.53
28:BR:161:HIS:HB3	28:BR:197:LYS:HE2	1.91	0.53
4:C3:63:ILE:HD11	4:C3:94:PHE:CZ	2.44	0.53
5:C4:170:ILE:HD13	5:C4:213:LEU:HD11	1.90	0.53
7:C6:63:LYS:HD3	7:C6:72:GLN:NE2	2.24	0.53
11:CA:1383:G:O2'	11:CA:1384:U:OP2	2.24	0.53
13:CC:201:LYS:HB2	13:CC:203:PHE:HD2	1.73	0.53
15:CE:81:VAL:HG21	15:CE:126:ILE:HD13	1.91	0.53
26:CP:13:ASN:ND2	33:CW:54:TYR:O	2.41	0.53
28:CR:190:VAL:HG13	28:CR:216:VAL:HB	1.91	0.53
11:DA:1051:G:O6	39:DA:7667:HOH:O	2.16	0.53
6:A5:40:THR:HB	6:A5:71:VAL:HB	1.90	0.53

Continued on next page...

Continued from previous page...

Atom-1	Atom-2	Interatomic distance (Å)	Clash overlap (Å)
11:AA:515:U:O2'	26:AP:58:PHE:O	2.27	0.53
11:AA:1049:C:O2'	11:AA:1050:C:H5'	2.09	0.53
11:AA:1168:A:HO2'	11:AA:1169:C:P	2.30	0.53
19:AI:12:PHE:HD1	19:AI:12:PHE:H	1.55	0.53
26:AP:51:ARG:NH1	26:AP:146:PHE:HE1	2.07	0.53
26:AP:53:VAL:HG22	26:AP:73:VAL:HG22	1.91	0.53
6:B5:81:ILE:HD11	11:BA:1748:U:H5'	1.90	0.53
11:BA:934:U:OP1	11:BA:1044:C:O2'	2.24	0.53
16:BF:51:TRP:HE3	16:BF:73:LEU:HD21	1.74	0.53
31:BU:61:ALA:O	31:BU:65:LYS:HB2	2.09	0.53
33:BW:206:SER:HB2	33:BW:207:PHE:CD2	2.44	0.53
11:CA:1223:U:O2'	11:CA:1224:C:O5'	2.27	0.53
13:CC:44:ARG:HG3	13:CC:49:THR:HG22	1.91	0.53
27:CQ:88:ASP:HB3	27:CQ:154:PHE:CE2	2.43	0.53
35:CY:189:LEU:O	35:CY:193:VAL:HG23	2.09	0.53
3:D2:25:ARG:O	3:D2:28:GLU:HG2	2.08	0.53
6:D5:44:MET:HE2	21:DK:97:LEU:HD12	1.91	0.53
11:DA:1204:U:H2'	11:DA:1205:G:O4'	2.09	0.53
11:DA:1443:A:H4'	11:DA:1444:U:H5'	1.89	0.53
11:DA:1647:U:H2'	11:DA:1648:C:H6	1.73	0.53
32:DV:58:MET:O	32:DV:62:GLN:HG2	2.08	0.53
33:DW:254:ARG:NH1	33:DW:260:TYR:CG	2.76	0.53
2:A1:54:VAL:HB	17:AG:28:CYS:HA	1.91	0.53
8:A7:13:TYR:HD1	8:A7:76:LEU:HD22	1.73	0.53
11:AA:614:A:H2'	11:AA:615:A:C8	2.44	0.53
11:AA:673:A:H2'	11:AA:675:A:N6	2.17	0.53
11:AA:1647:U:H2'	11:AA:1648:C:C6	2.44	0.53
13:AC:45:THR:HG22	13:AC:47:THR:H	1.74	0.53
14:AD:64:PRO:HA	14:AD:69:ARG:NH1	2.24	0.53
15:AE:31:THR:HB	15:AE:34:GLY:H	1.73	0.53
22:AL:127:LYS:HE2	22:AL:141:LYS:HE3	1.91	0.53
31:AU:8:LEU:HD11	31:AU:123:ALA:HB2	1.91	0.53
5:B4:110:ARG:HG3	21:BK:131:ASP:O	2.09	0.53
9:B8:47:LYS:CB	23:BM:6:GLU:HA	2.39	0.53
11:BA:882:G:H2'	11:BA:883:A:O4'	2.09	0.53
11:BA:1507:U:C6	17:BG:161:MET:HG2	2.43	0.53
11:BA:1558:A:OP1	19:BI:137:ARG:HB2	2.09	0.53
15:BE:185:PRO:HD3	15:BE:211:PHE:CE2	2.44	0.53
20:BJ:67:LYS:HA	24:BN:43:ARG:NE	2.24	0.53
26:BP:13:ASN:HD22	26:BP:20:GLN:NE2	2.07	0.53
10:C9:88:HIS:CD2	11:CA:1220:C:OP2	2.62	0.53

Continued on next page...

Continued from previous page...

Atom-1	Atom-2	Interatomic distance (Å)	Clash overlap (Å)
11:CA:1042:G:H5'	11:CA:1043:U:OP2	2.09	0.53
28:CR:178:ASN:N	23:DM:110:ARG:HH12	2.07	0.53
34:CX:34:ARG:NH1	34:CX:34:ARG:HB3	2.24	0.53
1:D0:61:CYS:HB3	1:D0:64:LEU:H	1.74	0.53
11:DA:416:C:O2'	11:DA:417:A:P	2.66	0.53
11:DA:494:A:C2	34:DX:48:HIS:HB3	2.43	0.53
11:DA:680:U:HO2'	11:DA:681:G:P	2.32	0.53
11:DA:770:G:H2'	11:DA:771:A:H8	1.67	0.53
11:DA:1399:G:N2	20:DJ:72:GLU:HG2	2.23	0.53
11:DA:1558:A:OP1	19:DI:137:ARG:HB2	2.09	0.53
13:DC:45:THR:HG22	13:DC:47:THR:H	1.74	0.53
15:DE:145:TRP:H	15:DE:153:HIS:CE1	2.27	0.53
15:DE:174:PRO:O	15:DE:177:THR:OG1	2.23	0.53
21:DK:139:SER:OG	21:DK:140:THR:O	2.20	0.53
35:DY:162:ARG:NH1	35:DY:176:CYS:SG	2.82	0.53
7:A6:63:LYS:HD3	7:A6:72:GLN:NE2	2.24	0.52
11:AA:533:G:N2	39:AA:2091:HOH:O	2.41	0.52
11:AA:771:A:H5''	11:AA:772:A:O5'	2.08	0.52
11:AA:878:A:O2'	11:AA:894:U:H1'	2.09	0.52
11:AA:1270:U:O2'	15:AE:210:ASN:ND2	2.42	0.52
1:B0:22:LYS:HE3	10:B9:74:LYS:HD3	1.91	0.52
4:B3:101:GLU:HB2	4:B3:113:ARG:HG3	1.91	0.52
6:B5:30:VAL:HG21	6:B5:76:CYS:HA	1.91	0.52
11:BA:45:A:N1	11:BA:424:A:O2'	2.36	0.52
11:BA:622:G:H5'	25:BO:122:SER:OG	2.09	0.52
11:BA:1653:C:H5'	35:BY:65:GLN:NE2	2.24	0.52
35:BY:162:ARG:NH1	35:BY:176:CYS:SG	2.82	0.52
3:C2:40:THR:HG21	3:C2:86:ILE:O	2.09	0.52
7:C6:5:LEU:H	18:CH:24:GLN:HE22	1.56	0.52
7:C6:65:THR:HB	7:C6:68:LYS:HG3	1.91	0.52
11:CA:227:G:OP1	11:CA:227:G:H4'	2.09	0.52
11:CA:477:G:H2'	11:CA:478:G:O4'	2.08	0.52
11:CA:1171:G:C5'	24:CN:39:ARG:HH12	2.22	0.52
11:CA:1204:U:H2'	11:CA:1205:G:O4'	2.09	0.52
11:CA:1555:A:C5'	19:CI:137:ARG:HH12	2.22	0.52
15:CE:145:TRP:H	15:CE:153:HIS:CE1	2.27	0.52
28:CR:33:GLN:HE21	28:CR:88:ASN:HD22	1.57	0.52
5:D4:37:PRO:HG3	5:D4:101:THR:O	2.10	0.52
11:DA:573:A:C6	13:DC:147:GLN:OE1	2.62	0.52
11:DA:1278:C:H4'	11:DA:1279:U:OP1	2.09	0.52
17:DG:117:ARG:O	17:DG:136:VAL:N	2.38	0.52

Continued on next page...

Continued from previous page...

Atom-1	Atom-2	Interatomic distance (Å)	Clash overlap (Å)
22:DL:73:VAL:HB	22:DL:82:ILE:HG22	1.89	0.52
27:DQ:88:ASP:HB3	27:DQ:154:PHE:CE2	2.43	0.52
31:DU:75:LYS:O	31:DU:78:SER:OG	2.26	0.52
33:DW:88:LEU:HG	33:DW:89:MET:HG2	1.90	0.52
11:AA:553:A:N6	13:AC:115:ASP:OD2	2.42	0.52
11:AA:839:U:O2'	18:AH:56:HIS:O	2.28	0.52
15:AE:145:TRP:H	15:AE:153:HIS:CE1	2.28	0.52
17:AG:117:ARG:O	17:AG:136:VAL:N	2.37	0.52
18:AH:55:ASP:OD1	18:AH:59:LYS:HA	2.09	0.52
28:AR:77:HIS:H	28:AR:97:ASP:HB3	1.74	0.52
1:B0:97:ASP:O	1:B0:101:ASN:ND2	2.43	0.52
8:B7:35:THR:HB	8:B7:37:VAL:HG23	1.91	0.52
11:BA:104:A:H2'	11:BA:105:G:C8	2.44	0.52
11:BA:163:A:H5'	11:BA:164:U:OP2	2.09	0.52
11:BA:234:G:O2'	11:BA:235:A:O4'	2.27	0.52
11:BA:958:G:H4'	11:BA:1729:A:H4'	1.91	0.52
11:BA:1246:C:O2'	11:BA:1247:A:OP2	2.24	0.52
11:BA:1469:U:C5'	30:BT:75:GLY:HA3	2.38	0.52
11:BA:1535:A:C2'	11:BA:1536:U:H5'	2.39	0.52
11:BA:1653:C:H4'	35:BY:65:GLN:OE1	2.09	0.52
12:BB:29:MET:CE	12:BB:144:CYS:HB3	2.39	0.52
15:BE:81:VAL:HG21	15:BE:126:ILE:HD13	1.90	0.52
15:BE:141:ARG:HB3	15:BE:222:THR:CG2	2.38	0.52
17:BG:67:LEU:HD12	17:BG:150:ILE:HD11	1.91	0.52
1:C0:97:ASP:O	1:C0:101:ASN:ND2	2.42	0.52
11:CA:1007:U:O2'	11:CA:1009:U:H5	1.92	0.52
11:CA:1452:G:H1'	30:CT:71:LYS:HE2	1.92	0.52
3:D2:27:PHE:CE1	11:DA:292:G:H4'	2.45	0.52
5:D4:50:VAL:HG21	5:D4:63:ILE:HG12	1.92	0.52
11:DA:1199:G:O6	11:DA:1228:A:H2'	2.10	0.52
11:DA:1469:U:OP1	30:DT:78:THR:OG1	2.12	0.52
25:DO:148:ALA:HA	25:DO:151:LEU:HD12	1.90	0.52
28:DR:190:VAL:HG13	28:DR:216:VAL:HB	1.91	0.52
35:DY:98:ARG:HD2	35:DY:99:GLY:H	1.73	0.52
11:AA:1164:C:OP2	11:AA:1165:A:O2'	2.15	0.52
11:AA:1345:A:O2'	19:AI:3:GLN:OE1	2.27	0.52
11:AA:1439:U:H4'	30:AT:91:ASN:HA	1.92	0.52
13:AC:136:GLY:HA3	13:AC:159:TYR:O	2.10	0.52
26:AP:14:PRO:HG3	33:AW:97:THR:HG23	1.91	0.52
28:AR:72:LEU:HB3	28:AR:103:TRP:CZ3	2.44	0.52
28:AR:297:GLU:OE1	28:AR:297:GLU:N	2.38	0.52

Continued on next page...

Continued from previous page...

Atom-1	Atom-2	Interatomic distance (Å)	Clash overlap (Å)
1:B0:22:LYS:HZ3	10:B9:76:LYS:CA	2.23	0.52
3:B2:150:ARG:NH2	11:BA:181:G:OP1	2.33	0.52
9:B8:99:ASN:HD22	17:BG:90:ASN:ND2	2.07	0.52
11:BA:2:A:HO2'	11:BA:3:C:P	2.32	0.52
11:BA:484:U:H2'	11:BA:485:U:O3'	2.10	0.52
11:BA:628:G:H4'	18:BH:4:VAL:HG13	1.91	0.52
11:BA:729:U:H1'	27:BQ:157:PHE:C	2.29	0.52
11:BA:839:U:H3'	11:BA:840:A:O4'	2.10	0.52
14:BD:62:LEU:HD11	14:BD:68:ARG:HH11	1.70	0.52
20:BJ:41:ARG:HB3	20:BJ:101:ILE:HG23	1.90	0.52
21:BK:43:HIS:CD2	21:BK:55:ARG:HG3	2.44	0.52
23:BM:27:ILE:HG22	23:BM:29:PRO:HD2	1.92	0.52
13:CC:165:GLN:N	13:CC:166:PRO:HD2	2.24	0.52
16:CF:51:TRP:HE3	16:CF:73:LEU:HD21	1.74	0.52
28:CR:77:HIS:H	28:CR:97:ASP:HB3	1.75	0.52
30:CT:124:ALA:O	30:CT:127:LYS:HE2	2.08	0.52
30:CT:135:GLU:CD	11:DA:891:G:H1	2.12	0.52
31:CU:8:LEU:HD11	31:CU:123:ALA:HB2	1.92	0.52
15:DE:141:ARG:HB3	15:DE:222:THR:HG22	1.92	0.52
15:DE:185:PRO:HD3	15:DE:211:PHE:CE2	2.44	0.52
4:A3:109:LYS:NZ	11:AA:725:A:O3'	2.42	0.52
11:AA:1276:G:H5'	11:AA:1294:A:OP2	2.10	0.52
11:AA:1535:A:OP1	30:AT:87:LYS:NZ	2.41	0.52
11:AA:1537:C:OP1	23:AM:41:ARG:NH1	2.42	0.52
5:B4:72:LEU:O	5:B4:79:SER:OG	2.27	0.52
11:BA:332:A:H2'	11:BA:333:C:H6	1.75	0.52
11:BA:530:G:N7	14:BD:171:ARG:HD2	2.24	0.52
11:BA:1514:G:H2'	11:BA:1540:G:N2	2.24	0.52
11:BA:1744:U:H5''	11:BA:1744:U:H6	1.74	0.52
19:BI:99:VAL:HG12	19:BI:100:ASP:H	1.75	0.52
20:BJ:55:ARG:HE	20:BJ:87:ARG:NH1	2.07	0.52
21:BK:56:VAL:HG11	21:BK:77:ALA:HA	1.90	0.52
26:BP:79:TYR:O	26:BP:83:TYR:HD1	1.92	0.52
11:CA:75:C:H5'	35:CY:176:CYS:HB2	1.92	0.52
11:CA:89:A:C6	11:CA:389:G:C6	2.98	0.52
11:CA:878:A:OP1	21:CK:57:THR:HB	2.10	0.52
11:CA:1262:U:H2'	11:CA:1263:G:C8	2.44	0.52
11:CA:1744:U:H6	11:CA:1744:U:H5''	1.74	0.52
25:CO:25:PRO:HG3	25:CO:63:PRO:HG3	1.92	0.52
26:CP:55:VAL:HG13	26:CP:58:PHE:HE1	1.75	0.52
11:DA:738:A:H4'	11:DA:739:A:OP2	2.09	0.52

Continued on next page...

Continued from previous page...

Atom-1	Atom-2	Interatomic distance (Å)	Clash overlap (Å)
11:DA:886:U:H6	11:DA:886:U:H5''	1.75	0.52
11:DA:1428:C:OP1	39:DA:8119:HOH:O	2.19	0.52
11:DA:1441:C:H4'	11:DA:1512:G:N2	2.25	0.52
15:DE:31:THR:HB	15:DE:34:GLY:H	1.73	0.52
22:DL:127:LYS:HE2	22:DL:141:LYS:HE3	1.91	0.52
11:AA:64:U:H3'	35:AY:178:LYS:NZ	2.24	0.52
11:AA:1228:A:H5''	11:AA:1228:A:C8	2.44	0.52
12:AB:35:HIS:NE2	32:AV:104:GLU:OE1	2.42	0.52
21:AK:142:ARG:HG3	21:AK:143:GLU:N	2.25	0.52
28:AR:74:GLY:HA3	28:AR:101:ARG:NH1	2.24	0.52
28:AR:161:HIS:HB3	28:AR:197:LYS:HE2	1.91	0.52
5:B4:49:LEU:O	21:BK:51:GLU:HG3	2.09	0.52
10:B9:109:VAL:HG11	31:BU:62:LEU:HD21	1.91	0.52
11:BA:473:A:H2'	11:BA:474:G:C8	2.44	0.52
13:BC:146:LYS:HG2	13:BC:147:GLN:HB2	1.91	0.52
22:BL:127:LYS:HE2	22:BL:141:LYS:HE3	1.91	0.52
35:BY:7:TYR:HB2	35:BY:113:ILE:HB	1.91	0.52
2:C1:54:VAL:HB	17:CG:28:CYS:HA	1.92	0.52
8:C7:13:TYR:HE1	8:C7:49:LEU:HD21	1.74	0.52
11:CA:100:A:H4'	11:CA:101:A:O5'	2.10	0.52
11:CA:222:U:C2	11:CA:814:A:N6	2.78	0.52
11:CA:1032:U:H3	11:CA:1035:A:N6	1.99	0.52
17:CG:68:ILE:HA	17:CG:71:LEU:HD12	1.91	0.52
22:CL:127:LYS:HE2	22:CL:141:LYS:HE3	1.91	0.52
25:CO:101:ARG:HH11	25:CO:101:ARG:HG3	1.74	0.52
27:CQ:126:GLN:HG2	27:CQ:127:CYS:H	1.74	0.52
29:CS:38:LEU:HG	29:CS:42:PHE:HE2	1.74	0.52
11:DA:100:A:H4'	11:DA:101:A:O5'	2.10	0.52
11:DA:762:U:H5	26:DP:6:ARG:CZ	2.23	0.52
26:DP:55:VAL:HG13	26:DP:58:PHE:HE1	1.75	0.52
3:A2:27:PHE:CE1	11:AA:292:G:H4'	2.44	0.52
5:A4:140:VAL:HG12	5:A4:221:VAL:HG22	1.91	0.52
10:A9:94:LYS:HB2	11:AA:1201:G:P	2.49	0.52
11:AA:464:G:H5''	14:AD:11:THR:HG23	1.91	0.52
11:AA:634:C:H5'	11:AA:634:C:H6	1.74	0.52
11:AA:1452:G:O4'	11:AA:1452:G:OP2	2.28	0.52
11:AA:1514:G:C5'	30:AT:90:GLY:HA2	2.39	0.52
4:B3:24:VAL:O	4:B3:27:GLN:HG2	2.10	0.52
5:B4:159:THR:HG23	5:B4:161:TYR:HD2	1.75	0.52
7:B6:68:LYS:HB3	11:BA:1027:U:OP1	2.09	0.52
11:BA:573:A:N6	13:BC:182:GLN:HG3	2.24	0.52

Continued on next page...

Continued from previous page...

Atom-1	Atom-2	Interatomic distance (Å)	Clash overlap (Å)
13:BC:44:ARG:HG3	13:BC:49:THR:HG22	1.92	0.52
13:BC:165:GLN:N	13:BC:166:PRO:HD2	2.25	0.52
26:BP:51:ARG:NH1	26:BP:146:PHE:HE1	2.08	0.52
28:BR:190:VAL:HG13	28:BR:216:VAL:HB	1.91	0.52
32:BV:24:LEU:HD13	32:BV:58:MET:HE1	1.91	0.52
11:CA:1188:A:O2'	11:CA:1189:A:H3'	2.09	0.52
11:CA:1199:G:O6	11:CA:1228:A:H2'	2.09	0.52
21:CK:139:SER:OG	21:CK:140:THR:O	2.19	0.52
26:CP:51:ARG:NH1	26:CP:146:PHE:HE1	2.08	0.52
2:D1:21:ARG:NH2	17:DG:122:ARG:NH1	2.57	0.52
5:D4:119:LYS:HG3	11:DA:909:C:H5'	1.91	0.52
10:D9:88:HIS:NE2	11:DA:1220:C:OP2	2.42	0.52
11:DA:947:C:H5'	11:DA:1076:U:H1'	1.90	0.52
11:DA:1201:G:C6	11:DA:1227:G:C6	2.98	0.52
11:DA:1647:U:H2'	11:DA:1648:C:C6	2.44	0.52
15:DE:170:LEU:HD22	15:DE:197:ILE:HD13	1.91	0.52
18:DH:55:ASP:OD1	18:DH:59:LYS:HA	2.09	0.52
20:DJ:55:ARG:HE	20:DJ:87:ARG:NH1	2.07	0.52
23:DM:96:LYS:HB2	23:DM:98:TYR:CZ	2.45	0.52
1:A0:43:ASN:O	1:A0:43:ASN:ND2	2.31	0.52
3:A2:40:THR:HG21	3:A2:86:ILE:O	2.10	0.52
11:AA:839:U:H3'	11:AA:840:A:O4'	2.09	0.52
11:AA:1535:A:C2'	11:AA:1536:U:H5'	2.40	0.52
14:AD:77:LEU:HD13	14:AD:91:ARG:O	2.09	0.52
23:AM:96:LYS:HB2	23:AM:98:TYR:CZ	2.44	0.52
29:AS:38:LEU:HG	29:AS:42:PHE:HE2	1.75	0.52
5:B4:75:LEU:O	5:B4:79:SER:HB2	2.10	0.52
5:B4:170:ILE:HD13	5:B4:213:LEU:HD11	1.92	0.52
11:BA:28:U:H2'	11:BA:29:G:C8	2.45	0.52
11:BA:534:A:H3'	11:BA:534:A:N3	2.24	0.52
11:BA:1721:G:C8	11:BA:1721:G:H3'	2.45	0.52
28:BR:92:ILE:HG21	28:BR:126:PHE:CE1	2.45	0.52
31:BU:8:LEU:HD11	31:BU:123:ALA:HB2	1.92	0.52
36:BZ:32:CYS:HA	36:BZ:68:VAL:HG12	1.92	0.52
1:C0:19:ASN:HB2	10:C9:74:LYS:HZ1	1.75	0.52
11:CA:282:A:H2'	11:CA:283:A:H8	1.75	0.52
11:CA:679:U:H2'	11:CA:680:U:H6	1.74	0.52
21:CK:91:ASN:OD1	21:CK:91:ASN:N	2.43	0.52
11:DA:242:U:C2	11:DA:244:A:OP2	2.63	0.52
11:DA:878:A:O2'	11:DA:894:U:H1'	2.10	0.52
11:DA:1372:A:OP1	32:DV:60:ARG:NH1	2.43	0.52

Continued on next page...

Continued from previous page...

Atom-1	Atom-2	Interatomic distance (Å)	Clash overlap (Å)
12:DB:29:MET:CE	12:DB:144:CYS:HB3	2.38	0.52
15:DE:141:ARG:HB2	15:DE:223:TYR:CD1	2.45	0.52
28:DR:92:ILE:HG21	28:DR:126:PHE:CE1	2.44	0.52
29:DS:38:LEU:HG	29:DS:42:PHE:HE2	1.75	0.52
31:DU:8:LEU:HD11	31:DU:123:ALA:HB2	1.92	0.52
11:AA:40:A:H3'	11:AA:430:A:H62	1.74	0.52
11:AA:1744:U:H6	11:AA:1744:U:H5''	1.75	0.52
13:AC:44:ARG:HG3	13:AC:49:THR:HG22	1.92	0.52
14:AD:105:MET:HE2	14:AD:108:ARG:HD2	1.92	0.52
36:AZ:32:CYS:HA	36:AZ:68:VAL:HG12	1.92	0.52
5:B4:95:ASP:O	5:B4:98:ASN:ND2	2.40	0.52
11:BA:332:A:H2'	11:BA:333:C:C6	2.45	0.52
11:BA:1647:U:H2'	11:BA:1648:C:C6	2.45	0.52
14:BD:71:PHE:CE1	33:BW:254:ARG:HD3	2.44	0.52
18:BH:55:ASP:OD1	18:BH:59:LYS:HA	2.09	0.52
30:BT:4:ASN:HB2	30:BT:152:ARG:NH1	2.25	0.52
35:BY:76:LEU:HB2	35:BY:94:ARG:NH1	2.25	0.52
36:BZ:41:SER:OG	36:BZ:42:ASN:N	2.41	0.52
4:C3:115:ARG:HG2	4:C3:121:TYR:CE2	2.44	0.52
5:C4:67:VAL:HG21	11:CA:898:U:H4'	1.91	0.52
5:C4:109:THR:HG22	21:CK:130:GLU:HG3	1.92	0.52
11:CA:28:U:H2'	11:CA:29:G:C8	2.45	0.52
11:CA:144:C:O4'	35:CY:132:LYS:NZ	2.42	0.52
11:CA:661:G:H3'	11:CA:662:U:C6	2.45	0.52
11:CA:1507:U:C6	17:CG:161:MET:HG2	2.45	0.52
11:CA:1555:A:H5'	19:CI:137:ARG:NH1	2.24	0.52
12:CB:134:SER:HB2	12:CB:152:TYR:CD2	2.44	0.52
25:CO:101:ARG:HG3	25:CO:101:ARG:NH1	2.24	0.52
32:CV:65:PRO:HA	32:CV:78:ARG:HH12	1.75	0.52
10:D9:121:PRO:HB2	31:DU:38:ALA:HA	1.92	0.52
11:DA:464:G:H5''	14:DD:11:THR:HG23	1.92	0.52
11:DA:665:A:H2'	11:DA:666:A:C8	2.44	0.52
11:DA:912:A:HO2'	11:DA:913:U:P	2.32	0.52
11:DA:1450:G:P	30:DT:60:ARG:NH1	2.83	0.52
11:DA:1480:U:O2'	11:DA:1481:A:H8	1.93	0.52
11:DA:1535:A:C2'	11:DA:1536:U:H5'	2.40	0.52
12:DB:50:TRP:O	12:DB:54:LYS:HG3	2.10	0.52
13:DC:101:ALA:O	13:DC:105:VAL:HG23	2.10	0.52
13:DC:146:LYS:CB	13:DC:151:LYS:HZ2	2.23	0.52
22:DL:7:ARG:HH11	22:DL:7:ARG:CG	2.21	0.52
33:DW:129:THR:HB	33:DW:142:VAL:HG12	1.91	0.52

Continued on next page...

Continued from previous page...

Atom-1	Atom-2	Interatomic distance (Å)	Clash overlap (Å)
3:A2:24:LYS:O	11:AA:391:A:H8	1.92	0.52
4:A3:144:ARG:O	18:AH:42:GLN:NE2	2.43	0.52
5:A4:75:LEU:O	5:A4:79:SER:HB2	2.10	0.52
11:AA:282:A:H2'	11:AA:283:A:H8	1.75	0.52
11:AA:622:G:H5'	25:AO:122:SER:OG	2.10	0.52
11:AA:1746:G:H4'	11:AA:1747:A:OP1	2.10	0.52
12:AB:165:GLU:HG3	12:AB:199:TYR:CE2	2.45	0.52
19:AI:99:VAL:HG12	19:AI:100:ASP:H	1.73	0.52
20:AJ:22:THR:HG22	20:AJ:88:ILE:HG12	1.92	0.52
25:AO:25:PRO:HG3	25:AO:63:PRO:HG3	1.91	0.52
27:AQ:56:LYS:O	27:AQ:63:LEU:HD22	2.09	0.52
28:AR:155:SER:OG	28:AR:160:ASN:ND2	2.42	0.52
1:B0:24:GLU:HA	10:B9:77:LYS:NZ	2.25	0.52
11:BA:81:A:OP2	39:BA:6140:HOH:O	2.19	0.52
11:BA:477:G:H2'	11:BA:478:G:O4'	2.09	0.52
11:BA:878:A:O2'	11:BA:894:U:H1'	2.10	0.52
11:BA:1278:C:H4'	11:BA:1279:U:OP1	2.09	0.52
11:BA:1475:G:H2'	11:BA:1476:A:C8	2.45	0.52
12:BB:134:SER:HB2	12:BB:152:TYR:CD2	2.45	0.52
23:BM:96:LYS:HB2	23:BM:98:TYR:CZ	2.45	0.52
34:BX:7:THR:HG22	34:BX:8:LEU:O	2.10	0.52
1:C0:58:GLY:HA2	1:C0:88:CYS:O	2.09	0.52
10:C9:133:TYR:HA	10:C9:139:LEU:O	2.10	0.52
11:CA:104:A:H2'	11:CA:105:G:C8	2.44	0.52
11:CA:1480:U:O2'	11:CA:1481:A:H8	1.93	0.52
11:CA:1500:C:H5''	17:CG:86:LYS:HE3	1.91	0.52
15:CE:144:TYR:CD2	15:CE:148:LYS:HB3	2.45	0.52
17:CG:67:LEU:HD12	17:CG:150:ILE:HD11	1.92	0.52
3:D2:40:THR:HG21	3:D2:86:ILE:O	2.10	0.52
11:DA:1118:U:O2'	15:DE:90:GLN:O	2.17	0.52
11:DA:1508:G:HO2'	11:DA:1509:U:P	2.28	0.52
14:DD:71:PHE:CE1	33:DW:254:ARG:HD3	2.45	0.52
1:A0:61:CYS:HB3	1:A0:64:LEU:H	1.74	0.52
5:A4:106:LEU:HB2	5:A4:221:VAL:HB	1.92	0.52
9:A8:99:ASN:HD22	17:AG:90:ASN:ND2	2.07	0.52
11:AA:1223:U:O2'	11:AA:1224:C:O5'	2.27	0.52
12:AB:134:SER:HB2	12:AB:152:TYR:CD2	2.45	0.52
15:AE:35:ARG:NH1	15:AE:248:LEU:O	2.41	0.52
28:AR:334:ARG:HB3	28:AR:336:PHE:CE2	2.45	0.52
31:AU:61:ALA:O	31:AU:65:LYS:HB2	2.09	0.52
33:AW:129:THR:HB	33:AW:142:VAL:HG12	1.91	0.52

Continued on next page...

Continued from previous page...

Atom-1	Atom-2	Interatomic distance (Å)	Clash overlap (Å)
9:B8:51:GLU:HA	9:B8:54:ILE:HB	1.92	0.52
11:BA:483:C:O2	11:BA:488:G:N1	2.37	0.52
11:BA:1372:A:OP1	32:BV:60:ARG:NH1	2.43	0.52
11:BA:1526:G:H5'	11:BA:1527:A:OP2	2.09	0.52
29:BS:38:LEU:HG	29:BS:42:PHE:HE2	1.75	0.52
32:BV:58:MET:O	32:BV:62:GLN:HG2	2.09	0.52
33:BW:124:LYS:HB2	33:BW:166:LEU:HD11	1.92	0.52
34:BX:53:ASP:N	34:BX:53:ASP:OD1	2.38	0.52
35:BY:98:ARG:HD2	35:BY:99:GLY:H	1.73	0.52
36:BZ:46:SER:HA	36:BZ:74:ARG:HH22	1.74	0.52
4:C3:101:GLU:HB2	4:C3:113:ARG:HG3	1.92	0.52
11:CA:1345:A:O2'	19:CI:3:GLN:OE1	2.27	0.52
18:CH:80:ASP:HA	18:CH:123:GLY:O	2.10	0.52
30:CT:4:ASN:HB2	30:CT:152:ARG:NH1	2.24	0.52
31:CU:61:ALA:O	31:CU:65:LYS:HB2	2.09	0.52
3:D2:25:ARG:NH2	11:DA:377:G:OP2	2.42	0.52
11:DA:537:A:OP1	11:DA:538:A:OP2	2.28	0.52
11:DA:1427:C:H2'	39:DA:8116:HOH:O	2.09	0.52
11:DA:1452:G:H8	11:DA:1452:G:H5''	1.75	0.52
11:DA:1721:G:C8	11:DA:1721:G:H3'	2.44	0.52
12:DB:56:ALA:O	12:DB:60:ILE:HG13	2.10	0.52
12:DB:121:THR:O	12:DB:143:LEU:HB2	2.10	0.52
13:DC:44:ARG:HG3	13:DC:49:THR:HG22	1.92	0.52
13:DC:136:GLY:HA3	13:DC:159:TYR:O	2.10	0.52
30:DT:89:ARG:NH1	30:DT:92:LEU:HB3	2.24	0.52
33:DW:206:SER:HB2	33:DW:207:PHE:CD2	2.45	0.52
35:DY:71:GLY:H	35:DY:98:ARG:CZ	2.23	0.52
8:A7:35:THR:HB	8:A7:37:VAL:HG23	1.91	0.51
11:AA:1033:A:H4'	11:AA:1034:A:OP2	2.09	0.51
11:AA:1143:A:H2'	11:AA:1144:A:H8	1.75	0.51
15:AE:180:VAL:O	15:AE:199:THR:HB	2.09	0.51
15:AE:185:PRO:HD3	15:AE:211:PHE:CE2	2.44	0.51
23:AM:119:ILE:HD11	29:AS:115:ASP:HB3	1.93	0.51
5:B4:106:LEU:HB2	5:B4:221:VAL:HB	1.92	0.51
8:B7:75:TYR:CZ	8:B7:79:LYS:HE3	2.44	0.51
11:BA:633:U:H6	11:BA:633:U:C5'	2.23	0.51
11:BA:1442:A:H62	11:BA:1510:U:H3	1.58	0.51
11:BA:1537:C:OP1	23:BM:41:ARG:NH1	2.42	0.51
25:BO:25:PRO:HG3	25:BO:63:PRO:HG3	1.92	0.51
25:BO:95:LYS:HB2	25:BO:153:GLN:HE21	1.76	0.51
35:BY:32:MET:HE1	35:BY:63:MET:HB2	1.92	0.51

Continued on next page...

Continued from previous page...

Atom-1	Atom-2	Interatomic distance (Å)	Clash overlap (Å)
8:C7:65:TYR:HB3	13:CC:75:PHE:CE1	2.44	0.51
11:CA:839:U:H3'	11:CA:840:A:O4'	2.09	0.51
11:CA:958:G:H4'	11:CA:1729:A:H4'	1.92	0.51
11:CA:1311:C:H4'	11:CA:1312:U:OP2	2.10	0.51
15:CE:158:LYS:HG3	18:CH:95:PRO:O	2.11	0.51
11:DA:641:G:N2	11:DA:668:U:O2	2.43	0.51
11:DA:984:C:H5''	11:DA:985:C:OP2	2.09	0.51
11:DA:1286:U:O2'	11:DA:1287:U:OP2	2.18	0.51
23:DM:28:THR:HG23	23:DM:58:ALA:HA	1.91	0.51
29:DS:46:THR:HG23	29:DS:89:ILE:HD13	1.91	0.51
31:DU:61:ALA:O	31:DU:65:LYS:HB2	2.09	0.51
35:DY:7:TYR:HB2	35:DY:113:ILE:HB	1.91	0.51
35:DY:189:LEU:O	35:DY:193:VAL:HG23	2.09	0.51
11:AA:104:A:H2'	11:AA:105:G:C8	2.45	0.51
11:AA:882:G:H2'	11:AA:883:A:O4'	2.10	0.51
11:AA:1278:C:H4'	11:AA:1279:U:OP1	2.10	0.51
11:AA:1454:A:H4'	19:AI:73:GLY:O	2.10	0.51
11:AA:1500:C:H5''	17:AG:86:LYS:HE3	1.91	0.51
13:AC:42:VAL:HG22	13:AC:51:ILE:HG12	1.92	0.51
15:AE:184:ILE:H	15:AE:184:ILE:HD12	1.74	0.51
17:AG:67:LEU:HD12	17:AG:150:ILE:HD11	1.91	0.51
26:AP:76:ASN:OD1	26:AP:77:GLN:N	2.43	0.51
33:AW:51:ARG:HD3	33:AW:51:ARG:N	2.26	0.51
36:AZ:73:VAL:HG13	36:AZ:78:GLU:HB2	1.92	0.51
11:BA:614:A:H2'	11:BA:615:A:C8	2.45	0.51
11:BA:1293:A:H4'	11:BA:1294:A:O5'	2.11	0.51
12:BB:12:ARG:CZ	32:BV:93:ILE:HD11	2.40	0.51
12:BB:64:GLN:NE2	15:BE:246:GLU:HG2	2.24	0.51
22:BL:7:ARG:HH11	22:BL:7:ARG:CG	2.20	0.51
26:BP:77:GLN:HE22	26:BP:142:HIS:HE1	1.58	0.51
2:C1:12:MET:SD	2:C1:30:VAL:HG23	2.50	0.51
4:C3:50:ILE:O	4:C3:50:ILE:HG13	2.09	0.51
5:C4:128:VAL:HG22	5:C4:175:ASN:ND2	2.25	0.51
6:C5:30:VAL:HG21	6:C5:76:CYS:HA	1.92	0.51
7:C6:38:CYS:HB3	7:C6:57:CYS:HB3	1.92	0.51
11:CA:318:U:H2'	11:CA:319:A:C8	2.45	0.51
11:CA:533:G:N2	39:CA:2088:HOH:O	2.42	0.51
11:CA:840:A:H8	25:CO:66:ARG:HH22	1.57	0.51
11:CA:976:A:N6	11:CA:982:U:OP2	2.44	0.51
11:CA:1442:A:H62	11:CA:1510:U:H3	1.56	0.51
11:CA:1647:U:H2'	11:CA:1648:C:H6	1.74	0.51

Continued on next page...

Continued from previous page...

Atom-1	Atom-2	Interatomic distance (Å)	Clash overlap (Å)
11:CA:1663:A:H3'	11:CA:1664:A:C8	2.46	0.51
15:CE:31:THR:HB	15:CE:34:GLY:H	1.74	0.51
28:CR:92:ILE:HG21	28:CR:126:PHE:CE1	2.45	0.51
28:CR:190:VAL:HB	28:CR:219:LEU:HD13	1.93	0.51
30:CT:18:PHE:HZ	30:CT:140:LEU:HD22	1.74	0.51
35:CY:71:GLY:H	35:CY:98:ARG:CZ	2.23	0.51
5:D4:95:ASP:O	5:D4:98:ASN:ND2	2.40	0.51
11:DA:282:A:H2'	11:DA:283:A:H8	1.76	0.51
11:DA:1032:U:H3	11:DA:1035:A:N6	1.99	0.51
11:DA:1442:A:H62	11:DA:1510:U:H3	1.57	0.51
11:DA:1569:A:C5	24:DN:13:TYR:HE2	2.29	0.51
13:DC:42:VAL:HG22	13:DC:51:ILE:HG12	1.92	0.51
15:DE:219:LEU:O	15:DE:222:THR:OG1	2.25	0.51
16:DF:51:TRP:HE3	16:DF:73:LEU:HD21	1.74	0.51
29:DS:39:ALA:O	29:DS:47:ARG:HG2	2.10	0.51
5:A4:50:VAL:HG21	5:A4:63:ILE:HG12	1.92	0.51
10:A9:129:TYR:HB2	10:A9:152:LEU:HB2	1.90	0.51
11:AA:3:C:N4	14:AD:16:ARG:HB2	2.24	0.51
11:AA:316:G:OP1	27:AQ:133:THR:OG1	2.28	0.51
11:AA:369:A:OP2	11:AA:370:U:OP2	2.29	0.51
11:AA:928:C:O2'	25:AO:103:HIS:HD2	1.92	0.51
11:AA:1045:G:C2'	11:AA:1046:G:H5''	2.40	0.51
11:AA:1293:A:H4'	11:AA:1294:A:O5'	2.11	0.51
11:AA:1377:A:OP2	17:AG:54:LYS:NZ	2.44	0.51
11:AA:1399:G:N2	20:AJ:72:GLU:HG2	2.23	0.51
13:AC:165:GLN:N	13:AC:166:PRO:HD2	2.24	0.51
14:AD:120:ASN:H	14:AD:124:HIS:HD2	1.56	0.51
23:AM:90:ASN:ND2	29:AS:14:ARG:HD2	2.26	0.51
28:AR:33:GLN:HE21	28:AR:88:ASN:HD22	1.57	0.51
31:AU:75:LYS:O	31:AU:78:SER:OG	2.26	0.51
11:BA:576:U:H6	11:BA:576:U:H5'	1.75	0.51
11:BA:1168:A:HO2'	11:BA:1169:C:P	2.31	0.51
13:BC:136:GLY:HA3	13:BC:159:TYR:O	2.10	0.51
20:BJ:41:ARG:NH2	20:BJ:103:ASN:HB3	2.24	0.51
21:BK:91:ASN:N	21:BK:91:ASN:OD1	2.44	0.51
21:BK:142:ARG:HG3	21:BK:143:GLU:N	2.25	0.51
31:BU:86:PHE:HB2	31:BU:94:ILE:HG23	1.92	0.51
11:CA:69:A:H3'	35:CY:173:ARG:HH22	1.75	0.51
11:CA:614:A:H2'	11:CA:615:A:C8	2.46	0.51
11:CA:1293:A:H4'	11:CA:1294:A:O5'	2.11	0.51
11:CA:1474:G:H8	11:CA:1474:G:OP1	1.94	0.51

Continued on next page...

Continued from previous page...

Atom-1	Atom-2	Interatomic distance (Å)	Clash overlap (Å)
11:CA:1647:U:H2'	11:CA:1648:C:C6	2.45	0.51
19:CI:12:PHE:HD1	19:CI:12:PHE:H	1.57	0.51
32:CV:65:PRO:CA	32:CV:78:ARG:HH12	2.23	0.51
11:DA:61:A:H5''	11:DA:62:G:OP1	2.09	0.51
11:DA:148:C:H5'	35:DY:108:VAL:HG21	1.92	0.51
11:DA:531:A:N3	39:DA:7637:HOH:O	2.35	0.51
11:DA:559:C:H5''	11:DA:571:G:H1'	1.93	0.51
11:DA:1439:U:H4'	30:DT:91:ASN:HA	1.92	0.51
22:DL:51:LEU:O	22:DL:73:VAL:HA	2.10	0.51
36:DZ:32:CYS:HB2	36:DZ:70:CYS:HB3	1.93	0.51
36:DZ:73:VAL:HG13	36:DZ:78:GLU:HB2	1.93	0.51
8:A7:13:TYR:HE1	8:A7:49:LEU:HD21	1.75	0.51
11:AA:1007:U:O2'	11:AA:1009:U:H5	1.93	0.51
11:AA:1469:U:H5'	11:AA:1470:C:OP2	2.11	0.51
23:AM:27:ILE:HG22	23:AM:29:PRO:HD2	1.92	0.51
30:AT:4:ASN:HB2	30:AT:152:ARG:NH1	2.25	0.51
6:B5:82:HIS:ND1	11:BA:1719:A:N1	2.57	0.51
11:BA:425:A:H5''	11:BA:426:G:OP2	2.10	0.51
14:BD:64:PRO:HA	14:BD:69:ARG:NH1	2.25	0.51
8:C7:9:LYS:HG2	8:C7:13:TYR:HE2	1.76	0.51
11:CA:883:A:H5'	21:CK:66:ARG:HB3	1.91	0.51
11:CA:1535:A:OP1	30:CT:87:LYS:NZ	2.41	0.51
13:CC:136:GLY:HA3	13:CC:159:TYR:O	2.11	0.51
15:CE:170:LEU:HD22	15:CE:197:ILE:HD13	1.92	0.51
4:D3:63:ILE:HD11	4:D3:94:PHE:CZ	2.44	0.51
5:D4:75:LEU:O	5:D4:79:SER:HB2	2.11	0.51
6:D5:10:ARG:HH12	11:DA:1743:A:P	2.34	0.51
11:DA:1213:G:H1'	29:DS:84:HIS:ND1	2.25	0.51
11:DA:1663:A:H3'	11:DA:1664:A:C8	2.45	0.51
15:DE:141:ARG:NH1	15:DE:230:PHE:CZ	2.79	0.51
26:DP:51:ARG:NH1	26:DP:146:PHE:HE1	2.08	0.51
28:DR:33:GLN:HE21	28:DR:88:ASN:HD22	1.57	0.51
28:DR:155:SER:OG	28:DR:160:ASN:ND2	2.43	0.51
28:DR:161:HIS:HB3	28:DR:197:LYS:HE2	1.93	0.51
4:A3:63:ILE:HD11	4:A3:94:PHE:CZ	2.45	0.51
4:A3:162:PHE:HD1	4:A3:163:LEU:HD23	1.75	0.51
5:A4:170:ILE:HD13	5:A4:213:LEU:HD11	1.91	0.51
11:AA:1319:U:OP1	20:AJ:20:ARG:NH2	2.33	0.51
12:AB:121:THR:O	12:AB:143:LEU:HB2	2.11	0.51
28:AR:92:ILE:HG21	28:AR:126:PHE:CE1	2.45	0.51
36:AZ:46:SER:HA	36:AZ:74:ARG:HH22	1.75	0.51

Continued on next page...

Continued from previous page...

Atom-1	Atom-2	Interatomic distance (Å)	Clash overlap (Å)
11:BA:1164:C:OP2	11:BA:1165:A:O2'	2.17	0.51
11:BA:1166:A:P	20:BJ:73:GLY:HA3	2.50	0.51
12:BB:50:TRP:O	12:BB:54:LYS:HG3	2.10	0.51
27:BQ:70:ILE:HG23	27:BQ:87:ARG:HD2	1.93	0.51
34:BX:53:ASP:HB2	34:BX:56:LYS:HB2	1.91	0.51
4:C3:68:GLN:NE2	11:CA:835:U:OP2	2.44	0.51
11:CA:227:G:N2	11:CA:229:A:H8	2.09	0.51
11:CA:1246:C:OP2	11:CA:1399:G:OP2	2.28	0.51
11:CA:1514:G:H2'	11:CA:1540:G:N2	2.25	0.51
18:CH:41:MET:HB2	18:CH:47:ILE:HD13	1.93	0.51
11:DA:1171:G:H5''	24:DN:39:ARG:HH12	1.76	0.51
15:DE:49:PHE:CD1	15:DE:139:PRO:HD3	2.46	0.51
20:DJ:41:ARG:NH2	20:DJ:103:ASN:HB3	2.26	0.51
26:DP:53:VAL:HG22	26:DP:73:VAL:HG22	1.93	0.51
27:DQ:126:GLN:HG2	27:DQ:127:CYS:H	1.75	0.51
1:A0:58:GLY:HA2	1:A0:88:CYS:O	2.11	0.51
11:AA:378:A:OP2	11:AA:378:A:C8	2.55	0.51
11:AA:1246:C:O2'	11:AA:1247:A:OP2	2.27	0.51
11:AA:1252:C:H2'	11:AA:1253:G:H8	1.75	0.51
11:AA:1421:G:O2'	24:AN:6:TRP:HA	2.10	0.51
11:AA:1514:G:H2'	11:AA:1540:G:N2	2.26	0.51
31:AU:86:PHE:HB2	31:AU:94:ILE:HG23	1.93	0.51
34:AX:53:ASP:HB2	34:AX:56:LYS:HB2	1.92	0.51
1:B0:58:GLY:HA2	1:B0:88:CYS:O	2.10	0.51
3:B2:22:ARG:HB3	11:BA:376:A:H5''	1.92	0.51
10:B9:157:LYS:NZ	22:CL:137:GLY:O	2.36	0.51
11:BA:100:A:H4'	11:BA:101:A:O5'	2.11	0.51
11:BA:230:A:N6	11:BA:231:U:C2	2.78	0.51
11:BA:512:C:H4'	11:BA:512:C:OP1	2.11	0.51
11:BA:633:U:C4'	11:BA:634:C:H5''	2.41	0.51
11:BA:666:A:H5''	18:BH:43:LYS:NZ	2.25	0.51
11:BA:785:G:N3	18:BH:107:THR:HG21	2.26	0.51
11:BA:840:A:HO2'	11:BA:841:A:P	2.32	0.51
11:BA:1311:C:H4'	11:BA:1312:U:OP2	2.11	0.51
31:BU:116:GLU:O	31:BU:120:ILE:HG13	2.11	0.51
3:C2:56:VAL:HG13	11:CA:324:A:H5'	1.93	0.51
11:CA:640:A:H2'	11:CA:641:G:C8	2.46	0.51
12:CB:165:GLU:HG3	12:CB:199:TYR:CE2	2.45	0.51
13:CC:85:ASP:N	13:CC:85:ASP:OD1	2.44	0.51
28:CR:178:ASN:HB2	23:DM:110:ARG:NH1	2.26	0.51
32:CV:89:SER:C	32:CV:91:ILE:H	2.13	0.51

Continued on next page...

Continued from previous page...

Atom-1	Atom-2	Interatomic distance (Å)	Clash overlap (Å)
33:CW:51:ARG:N	33:CW:51:ARG:HD3	2.26	0.51
1:D0:97:ASP:O	1:D0:101:ASN:ND2	2.43	0.51
11:DA:213:U:H4'	11:DA:214:U:H5'	1.92	0.51
11:DA:530:G:N7	14:DD:171:ARG:HD2	2.26	0.51
11:DA:1228:A:C8	11:DA:1228:A:H5''	2.45	0.51
12:DB:161:ASN:O	12:DB:167:ILE:HD11	2.10	0.51
27:DQ:70:ILE:HG23	27:DQ:87:ARG:HD2	1.92	0.51
28:DR:77:HIS:H	28:DR:97:ASP:HB3	1.74	0.51
33:DW:51:ARG:HD3	33:DW:51:ARG:N	2.25	0.51
11:AA:90:U:O2'	33:AW:8:HIS:HD2	1.93	0.51
11:AA:469:A:H2'	11:AA:470:G:C8	2.41	0.51
11:AA:1176:A:N3	24:AN:9:HIS:NE2	2.47	0.51
15:AE:141:ARG:HB3	15:AE:222:THR:CG2	2.41	0.51
20:AJ:41:ARG:NH2	20:AJ:103:ASN:HB3	2.25	0.51
28:AR:114:PHE:CE2	28:AR:149:GLY:HA2	2.46	0.51
4:B3:50:ILE:O	4:B3:50:ILE:HG13	2.10	0.51
11:BA:376:A:H2'	11:BA:377:G:C8	2.45	0.51
11:BA:878:A:OP1	21:BK:57:THR:HB	2.10	0.51
11:BA:1472:U:OP2	30:BT:105:ARG:NH2	2.44	0.51
14:BD:135:LYS:HG3	14:BD:159:ALA:HA	1.93	0.51
15:BE:144:TYR:CD2	15:BE:148:LYS:HB3	2.46	0.51
28:BR:33:GLN:HE21	28:BR:88:ASN:HD22	1.57	0.51
29:BS:39:ALA:O	29:BS:47:ARG:HG2	2.11	0.51
7:C6:53:ILE:HG23	7:C6:58:SER:HA	1.93	0.51
11:CA:507:G:HO2'	11:CA:508:A:P	2.33	0.51
11:CA:515:U:OP1	26:CP:35:LYS:HD2	2.11	0.51
11:CA:857:G:O2'	25:CO:107:ASN:HB3	2.09	0.51
11:CA:886:U:H6	11:CA:886:U:H5''	1.76	0.51
11:CA:1469:U:H5'	11:CA:1470:C:OP2	2.11	0.51
39:CA:2377:HOH:O	26:CP:90:ARG:NH2	2.42	0.51
13:CC:45:THR:HG22	13:CC:47:THR:H	1.75	0.51
15:CE:35:ARG:NH1	15:CE:248:LEU:O	2.40	0.51
19:CI:99:VAL:HG12	19:CI:100:ASP:H	1.76	0.51
22:CL:9:ILE:HA	27:CQ:98:ARG:HB3	1.91	0.51
29:CS:39:ALA:O	29:CS:47:ARG:HG2	2.10	0.51
3:D2:10:LYS:CD	11:DA:329:A:H5''	2.39	0.51
4:D3:115:ARG:HG2	4:D3:121:TYR:CE2	2.45	0.51
6:D5:30:VAL:HG21	6:D5:76:CYS:HA	1.92	0.51
11:DA:332:A:H2'	11:DA:333:C:C6	2.46	0.51
11:DA:754:A:H4'	14:DD:9:SER:CB	2.40	0.51
11:DA:1311:C:H4'	11:DA:1312:U:OP2	2.10	0.51

Continued on next page...

Continued from previous page...

Atom-1	Atom-2	Interatomic distance (Å)	Clash overlap (Å)
12:DB:32:TYR:OH	36:DZ:80:HIS:HD2	1.93	0.51
15:DE:55:ILE:HG23	15:DE:60:ILE:HD12	1.91	0.51
30:DT:4:ASN:HB2	30:DT:152:ARG:NH1	2.25	0.51
31:DU:86:PHE:HB2	31:DU:94:ILE:HG23	1.92	0.51
5:A4:132:THR:OG1	5:A4:136:TYR:HB2	2.11	0.51
11:AA:206:U:H5''	27:AQ:16:PHE:CG	2.46	0.51
11:AA:622:G:N1	11:AA:948:A:OP2	2.42	0.51
11:AA:738:A:H4'	11:AA:739:A:OP2	2.11	0.51
11:AA:1153:U:H1'	29:AS:131:THR:HG23	1.92	0.51
11:AA:1663:A:H3'	11:AA:1664:A:C8	2.46	0.51
11:BA:318:U:H2'	11:BA:319:A:C8	2.45	0.51
11:BA:416:C:O2'	11:BA:417:A:P	2.68	0.51
11:BA:886:U:H5''	11:BA:886:U:H6	1.76	0.51
11:BA:1171:G:C5'	24:BN:39:ARG:HH12	2.23	0.51
11:BA:1252:C:H2'	11:BA:1253:G:H8	1.76	0.51
11:BA:1359:C:O2'	32:BV:52:GLY:HA3	2.11	0.51
15:BE:52:SER:HB3	36:BZ:40:PHE:O	2.10	0.51
28:BR:114:PHE:CE2	28:BR:149:GLY:HA2	2.45	0.51
11:CA:149:U:OP1	35:CY:107:ARG:HG2	2.10	0.51
11:CA:163:A:H5'	11:CA:164:U:OP2	2.11	0.51
11:CA:1504:U:C2'	11:CA:1505:C:H5'	2.40	0.51
14:CD:49:LEU:O	14:CD:53:ARG:HG3	2.09	0.51
18:CH:55:ASP:OD1	18:CH:59:LYS:HA	2.11	0.51
28:CR:334:ARG:HB3	28:CR:336:PHE:CE2	2.46	0.51
35:CY:216:LEU:HB3	35:CY:220:LYS:HE3	1.92	0.51
5:D4:128:VAL:HG13	5:D4:175:ASN:OD1	2.11	0.51
5:D4:140:VAL:HG12	5:D4:221:VAL:HG22	1.93	0.51
7:D6:53:ILE:HG23	7:D6:58:SER:HA	1.93	0.51
8:D7:3:HIS:CD2	11:DA:1229:U:C2	2.99	0.51
8:D7:47:ARG:HD3	11:DA:1191:A:O2'	2.10	0.51
10:D9:128:HIS:HE1	11:DA:1223:U:H1'	1.75	0.51
11:DA:376:A:H2'	11:DA:377:G:C8	2.46	0.51
11:DA:622:G:N1	11:DA:948:A:OP2	2.40	0.51
11:DA:934:U:OP1	11:DA:1044:C:O2'	2.28	0.51
11:DA:1213:G:C4	29:DS:84:HIS:CD2	2.99	0.51
11:DA:1313:G:O2'	28:DR:74:GLY:O	2.22	0.51
11:DA:1326:C:H5'	11:DA:1327:U:OP2	2.11	0.51
14:DD:49:LEU:O	14:DD:53:ARG:HG3	2.11	0.51
24:DN:39:ARG:HG3	24:DN:40:ARG:N	2.26	0.51
25:DO:25:PRO:HG3	25:DO:63:PRO:HG3	1.92	0.51
28:DR:23:TRP:O	28:DR:46:SER:HB2	2.11	0.51

Continued on next page...

Continued from previous page...

Atom-1	Atom-2	Interatomic distance (Å)	Clash overlap (Å)
31:DU:116:GLU:O	31:DU:120:ILE:HG13	2.11	0.51
7:A6:53:ILE:HG23	7:A6:58:SER:HA	1.93	0.51
8:A7:75:TYR:CZ	8:A7:79:LYS:HE3	2.46	0.51
11:AA:886:U:H6	11:AA:886:U:H5''	1.75	0.51
11:AA:976:A:N6	11:AA:982:U:OP2	2.44	0.51
11:AA:1011:C:H4'	25:AO:7:LYS:HG2	1.92	0.51
11:AA:1166:A:P	20:AJ:73:GLY:HA3	2.50	0.51
11:AA:1199:G:O6	11:AA:1228:A:H2'	2.10	0.51
11:AA:1383:G:O2'	11:AA:1384:U:OP2	2.24	0.51
12:AB:161:ASN:O	12:AB:167:ILE:HD11	2.11	0.51
35:AY:189:LEU:O	35:AY:193:VAL:HG23	2.11	0.51
1:B0:97:ASP:HA	1:B0:100:ARG:HG2	1.93	0.51
11:BA:282:A:H2'	11:BA:283:A:H8	1.76	0.51
11:BA:371:U:H5	14:BD:4:THR:O	1.94	0.51
11:BA:1474:G:H8	11:BA:1474:G:OP1	1.93	0.51
11:BA:1500:C:H5''	17:BG:86:LYS:HE3	1.92	0.51
11:BA:1663:A:H3'	11:BA:1664:A:C8	2.46	0.51
16:BF:58:ASN:HB3	16:BF:74:ASN:ND2	2.26	0.51
26:BP:53:VAL:HG22	26:BP:73:VAL:HG22	1.92	0.51
35:BY:216:LEU:HB3	35:BY:220:LYS:HE3	1.92	0.51
11:CA:3:C:HO2'	11:CA:4:C:P	2.30	0.51
11:CA:494:A:C2	34:CX:48:HIS:HB3	2.45	0.51
11:CA:1217:G:O2'	11:CA:1218:C:OP2	2.19	0.51
20:CJ:32:GLU:OE2	20:CJ:55:ARG:NH2	2.44	0.51
28:CR:155:SER:OG	28:CR:160:ASN:ND2	2.43	0.51
29:CS:46:THR:HG23	29:CS:89:ILE:HD13	1.92	0.51
36:CZ:47:VAL:HB	36:CZ:74:ARG:NH1	2.26	0.51
1:D0:60:ILE:HD11	1:D0:70:ILE:HD11	1.93	0.51
3:D2:179:ARG:HG3	3:D2:179:ARG:NH1	2.26	0.51
4:D3:162:PHE:HD1	4:D3:163:LEU:HD23	1.76	0.51
11:DA:894:U:N3	21:DK:55:ARG:NH2	2.58	0.51
11:DA:1172:G:H4'	11:DA:1173:G:O5'	2.11	0.51
11:DA:1469:U:C5'	30:DT:75:GLY:HA3	2.41	0.51
11:DA:1568:C:P	24:DN:18:LYS:NZ	2.84	0.51
11:DA:1751:U:O2'	11:DA:1753:A:N6	2.44	0.51
19:DI:99:VAL:HG12	19:DI:100:ASP:H	1.75	0.51
2:A1:12:MET:SD	2:A1:30:VAL:HG23	2.51	0.51
7:A6:65:THR:HB	7:A6:68:LYS:HG3	1.91	0.51
10:A9:81:THR:HG21	11:AA:1184:G:OP1	2.11	0.51
10:A9:86:THR:O	11:AA:1219:U:H5'	2.11	0.51
11:AA:332:A:H2'	11:AA:333:C:C6	2.46	0.51

Continued on next page...

Continued from previous page...

Atom-1	Atom-2	Interatomic distance (Å)	Clash overlap (Å)
11:AA:371:U:H5	14:AD:4:THR:O	1.94	0.51
11:AA:1504:U:C2'	11:AA:1505:C:H5'	2.41	0.51
11:AA:1507:U:C5	17:AG:161:MET:HG2	2.46	0.51
25:AO:129:ARG:O	25:AO:133:LEU:HG	2.10	0.51
28:AR:190:VAL:HB	28:AR:219:LEU:HD13	1.93	0.51
29:AS:90:VAL:HB	29:AS:117:ILE:HA	1.93	0.51
11:BA:498:C:H4'	11:BA:499:A:OP1	2.11	0.51
11:BA:947:C:H5'	11:BA:1076:U:H1'	1.92	0.51
11:BA:1347:U:O2'	11:BA:1348:U:OP2	2.21	0.51
17:BG:83:LEU:O	17:BG:87:VAL:HG23	2.11	0.51
17:BG:168:LEU:O	17:BG:172:ILE:HG13	2.10	0.51
19:BI:79:GLN:O	19:BI:83:ILE:HG13	2.11	0.51
23:BM:119:ILE:HD11	29:BS:115:ASP:HB3	1.94	0.51
27:BQ:56:LYS:O	27:BQ:63:LEU:HD22	2.10	0.51
28:BR:23:TRP:O	28:BR:46:SER:HB2	2.12	0.51
4:C3:190:LYS:HD3	7:C6:10:TYR:HD1	1.76	0.51
11:CA:1005:A:OP2	39:CA:2192:HOH:O	2.19	0.51
23:CM:40:ARG:NH2	30:CT:48:GLU:OE1	2.41	0.51
28:CR:161:HIS:HB3	28:CR:197:LYS:HE2	1.92	0.51
36:CZ:32:CYS:HB2	36:CZ:70:CYS:HB3	1.93	0.51
3:D2:24:LYS:NZ	11:DA:1683:A:OP1	2.44	0.51
8:D7:16:LEU:O	8:D7:20:GLY:N	2.37	0.51
8:D7:35:THR:HB	8:D7:37:VAL:HG23	1.92	0.51
11:DA:560:C:OP2	22:DL:65:SER:HB3	2.10	0.51
11:DA:658:C:H2'	11:DA:659:G:C8	2.46	0.51
11:DA:1045:G:C2'	11:DA:1046:G:H5''	2.40	0.51
11:DA:1262:U:H2'	11:DA:1263:G:C8	2.45	0.51
28:DR:114:PHE:CE2	28:DR:149:GLY:HA2	2.47	0.51
29:DS:90:VAL:HB	29:DS:117:ILE:HA	1.93	0.51
4:A3:24:VAL:O	4:A3:27:GLN:HG2	2.10	0.50
4:A3:190:LYS:HB3	7:A6:10:TYR:CE1	2.45	0.50
11:AA:947:C:H5'	11:AA:1076:U:H1'	1.93	0.50
12:AB:116:ARG:HD3	15:AE:242:GLU:OE2	2.10	0.50
12:AB:147:ASP:OD2	12:AB:162:ARG:NH2	2.44	0.50
5:B4:37:PRO:HG3	5:B4:101:THR:O	2.11	0.50
11:BA:488:G:H2'	11:BA:489:U:H6	1.76	0.50
13:BC:146:LYS:HB2	13:BC:151:LYS:HZ2	1.76	0.50
15:BE:141:ARG:HB2	15:BE:223:TYR:CD1	2.45	0.50
17:BG:68:ILE:HA	17:BG:71:LEU:HD12	1.92	0.50
24:BN:39:ARG:HG3	24:BN:40:ARG:N	2.26	0.50
28:BR:334:ARG:HB3	28:BR:336:PHE:CE2	2.46	0.50

Continued on next page...

Continued from previous page...

Atom-1	Atom-2	Interatomic distance (Å)	Clash overlap (Å)
30:BT:38:THR:O	30:BT:56:TRP:HH2	1.95	0.50
36:BZ:73:VAL:HG13	36:BZ:78:GLU:HB2	1.93	0.50
4:C3:162:PHE:HD1	4:C3:163:LEU:HD23	1.76	0.50
11:CA:1201:G:C6	11:CA:1227:G:C6	2.99	0.50
11:CA:1236:G:H4'	11:CA:1237:G:OP1	2.12	0.50
11:CA:1252:C:H2'	11:CA:1253:G:H8	1.76	0.50
11:CA:1452:G:H5''	11:CA:1452:G:H8	1.75	0.50
12:CB:23:ILE:HA	12:CB:42:HIS:CD2	2.46	0.50
15:CE:219:LEU:O	15:CE:222:THR:OG1	2.27	0.50
4:D3:24:VAL:O	4:D3:27:GLN:HG2	2.11	0.50
4:D3:190:LYS:HD3	7:D6:10:TYR:HD1	1.76	0.50
11:DA:28:U:H2'	11:DA:29:G:C8	2.46	0.50
11:DA:233:U:H2'	11:DA:234:G:N9	2.26	0.50
11:DA:248:A:H2'	11:DA:249:A:O4'	2.11	0.50
11:DA:371:U:H5	14:DD:4:THR:O	1.94	0.50
11:DA:491:U:H2'	11:DA:492:C:O4'	2.11	0.50
11:DA:1514:G:H2'	11:DA:1540:G:N2	2.26	0.50
28:DR:111:TYR:CD2	28:DR:112:LYS:HG2	2.46	0.50
11:AA:1253:G:H1'	20:AJ:72:GLU:HG3	1.92	0.50
11:AA:1555:A:H5'	19:AI:137:ARG:NH1	2.27	0.50
13:AC:101:ALA:O	13:AC:105:VAL:HG23	2.11	0.50
23:AM:119:ILE:HG23	29:AS:124:PHE:CE2	2.47	0.50
28:AR:20:HIS:HE1	28:AR:50:THR:HG22	1.77	0.50
8:B7:9:LYS:HG2	8:B7:13:TYR:HE2	1.77	0.50
10:B9:102:LYS:HD3	10:B9:112:GLN:HB2	1.93	0.50
11:BA:573:A:O2'	11:BA:574:A:OP1	2.23	0.50
13:BC:101:ALA:O	13:BC:105:VAL:HG23	2.11	0.50
1:C0:61:CYS:HB3	1:C0:64:LEU:H	1.75	0.50
4:C3:145:LEU:HA	18:CH:42:GLN:NE2	2.25	0.50
11:CA:2:A:HO2'	11:CA:3:C:P	2.32	0.50
11:CA:559:C:H5''	11:CA:571:G:H1'	1.93	0.50
11:CA:1535:A:C2'	11:CA:1536:U:H5'	2.40	0.50
13:CC:42:VAL:HG22	13:CC:51:ILE:HG12	1.92	0.50
5:D4:45:PHE:HE2	5:D4:68:VAL:HG11	1.76	0.50
11:DA:163:A:H5'	11:DA:164:U:OP2	2.11	0.50
11:DA:776:A:H5''	11:DA:777:U:O5'	2.11	0.50
11:DA:1263:G:N2	11:DA:1296:G:H1	2.05	0.50
15:DE:184:ILE:H	15:DE:184:ILE:HD12	1.75	0.50
26:DP:77:GLN:HE22	26:DP:142:HIS:HE1	1.59	0.50
8:A7:6:LYS:NZ	31:AU:27:LYS:NZ	2.49	0.50
11:AA:100:A:H4'	11:AA:101:A:O5'	2.11	0.50

Continued on next page...

Continued from previous page...

Atom-1	Atom-2	Interatomic distance (Å)	Clash overlap (Å)
11:AA:776:A:H5''	11:AA:777:U:O5'	2.11	0.50
11:AA:1480:U:O2'	11:AA:1481:A:H8	1.94	0.50
12:AB:44:ILE:HG21	12:AB:158:PRO:HB2	1.93	0.50
12:AB:181:LEU:HA	36:AZ:58:GLY:O	2.12	0.50
13:AC:137:CYS:SG	13:AC:138:GLU:N	2.84	0.50
15:AE:37:VAL:HG21	15:AE:60:ILE:HG23	1.94	0.50
34:AX:34:ARG:HB3	34:AX:34:ARG:NH1	2.27	0.50
11:BA:550:G:OP1	34:BX:59:SER:OG	2.11	0.50
11:BA:1108:U:OP1	11:BA:1621:G:O2'	2.29	0.50
11:BA:1199:G:O6	11:BA:1228:A:H2'	2.10	0.50
11:BA:1326:C:H5'	11:BA:1327:U:OP2	2.12	0.50
12:BB:12:ARG:NH2	32:BV:93:ILE:HD11	2.26	0.50
20:BJ:32:GLU:OE2	20:BJ:55:ARG:NH2	2.44	0.50
20:BJ:78:ASP:OD1	24:BN:53:LYS:HD2	2.11	0.50
28:BR:77:HIS:H	28:BR:97:ASP:HB3	1.75	0.50
3:C2:179:ARG:NH1	3:C2:179:ARG:HG3	2.26	0.50
4:C3:111:GLN:NE2	11:CA:800:A:O4'	2.44	0.50
11:CA:222:U:H3	11:CA:235:A:N6	2.05	0.50
11:CA:1045:G:C2'	11:CA:1046:G:H5''	2.40	0.50
11:CA:1153:U:N3	11:CA:1157:U:H5	2.08	0.50
11:CA:1246:C:O2'	11:CA:1247:A:OP2	2.26	0.50
11:CA:1372:A:OP1	32:CV:60:ARG:NH1	2.44	0.50
11:CA:1607:A:H5''	11:CA:1608:C:OP1	2.11	0.50
12:CB:44:ILE:HG21	12:CB:158:PRO:HB2	1.93	0.50
20:CJ:55:ARG:HE	20:CJ:87:ARG:NH1	2.07	0.50
22:CL:13:ARG:NH2	27:CQ:101:LYS:O	2.44	0.50
22:CL:77:LYS:HG3	22:CL:78:ASN:N	2.27	0.50
35:CY:76:LEU:HB2	35:CY:94:ARG:NH1	2.25	0.50
8:D7:13:TYR:HE1	8:D7:49:LEU:HD21	1.75	0.50
9:D8:60:VAL:HA	9:D8:72:LYS:HG3	1.93	0.50
11:DA:11:A:C2'	11:DA:12:U:H5'	2.41	0.50
11:DA:62:G:H4'	11:DA:164:U:C5	2.47	0.50
11:DA:64:U:H3'	35:DY:178:LYS:NZ	2.25	0.50
12:DB:165:GLU:HG3	12:DB:199:TYR:CE2	2.46	0.50
30:DT:18:PHE:HZ	30:DT:140:LEU:HD22	1.76	0.50
33:DW:124:LYS:HB2	33:DW:166:LEU:HD11	1.92	0.50
34:DX:34:ARG:HB3	34:DX:34:ARG:NH1	2.26	0.50
5:A4:159:THR:HG23	5:A4:161:TYR:HD2	1.73	0.50
11:AA:13:C:O2'	11:AA:1270:U:N3	2.32	0.50
11:AA:28:U:H2'	11:AA:29:G:C8	2.46	0.50
11:AA:1538:U:H5'	23:AM:39:GLY:H	1.77	0.50

Continued on next page...

Continued from previous page...

Atom-1	Atom-2	Interatomic distance (Å)	Clash overlap (Å)
33:AW:124:LYS:HB2	33:AW:166:LEU:HD11	1.93	0.50
10:B9:101:TYR:CE1	31:BU:33:LEU:HD11	2.46	0.50
11:BA:1045:G:C2'	11:BA:1046:G:H5''	2.41	0.50
12:BB:152:TYR:CZ	36:BZ:75:SER:HB2	2.46	0.50
14:BD:105:MET:HE2	14:BD:108:ARG:HD2	1.92	0.50
16:BF:58:ASN:HB3	16:BF:74:ASN:HD21	1.77	0.50
17:BG:21:GLU:OE1	17:BG:102:ASN:ND2	2.45	0.50
20:BJ:22:THR:HG22	20:BJ:88:ILE:HG12	1.92	0.50
26:BP:52:ASN:HA	26:BP:80:LEU:HD23	1.94	0.50
10:C9:88:HIS:CE1	11:CA:1220:C:OP2	2.64	0.50
11:CA:220:A:H3'	11:CA:221:A:C8	2.44	0.50
11:CA:490:U:H2'	11:CA:491:U:C6	2.47	0.50
11:CA:1143:A:H2'	11:CA:1144:A:H8	1.75	0.50
11:CA:1501:C:OP2	17:CG:86:LYS:NZ	2.45	0.50
11:CA:1751:U:O2'	11:CA:1753:A:N6	2.44	0.50
12:CB:29:MET:HE3	12:CB:144:CYS:HB3	1.93	0.50
34:CX:7:THR:HG22	34:CX:8:LEU:O	2.12	0.50
5:D4:123:LEU:HD11	5:D4:143:LEU:HD11	1.94	0.50
8:D7:11:ARG:HE	8:D7:35:THR:HG22	1.76	0.50
8:D7:75:TYR:CZ	8:D7:79:LYS:HE3	2.45	0.50
11:DA:235:A:H4'	11:DA:236:U:OP2	2.11	0.50
11:DA:1474:G:H8	11:DA:1474:G:OP1	1.95	0.50
15:DE:144:TYR:CD2	15:DE:148:LYS:HB3	2.46	0.50
28:DR:334:ARG:HB3	28:DR:336:PHE:CE2	2.46	0.50
30:DT:38:THR:O	30:DT:56:TRP:HH2	1.93	0.50
4:A3:190:LYS:HD3	7:A6:10:TYR:HD1	1.75	0.50
8:A7:9:LYS:HG2	8:A7:13:TYR:HE2	1.76	0.50
11:AA:1281:G:H5'	11:AA:1282:U:OP2	2.12	0.50
11:AA:1722:U:H5'	21:AK:151:LEU:HD12	1.92	0.50
12:AB:186:SER:HB3	12:AB:189:GLU:HB3	1.93	0.50
24:AN:39:ARG:HG3	24:AN:40:ARG:N	2.26	0.50
29:AS:42:PHE:CD1	29:AS:46:THR:HG21	2.46	0.50
31:AU:108:TYR:HB3	31:AU:112:ILE:HD12	1.93	0.50
35:AY:2:LYS:HB3	35:AY:108:VAL:HG22	1.94	0.50
35:AY:216:LEU:HB3	35:AY:220:LYS:HE3	1.92	0.50
3:B2:25:ARG:NH2	11:BA:377:G:OP2	2.44	0.50
5:B4:140:VAL:HG21	5:B4:178:ILE:HG21	1.94	0.50
7:B6:65:THR:HB	7:B6:68:LYS:HG3	1.93	0.50
11:BA:227:G:H21	11:BA:229:A:H8	1.58	0.50
11:BA:622:G:N1	11:BA:948:A:OP2	2.42	0.50
11:BA:879:G:C6	11:BA:880:G:C6	3.00	0.50

Continued on next page...

Continued from previous page...

Atom-1	Atom-2	Interatomic distance (Å)	Clash overlap (Å)
11:BA:1083:G:O2'	11:BA:1705:A:H5''	2.11	0.50
11:BA:1504:U:C2'	11:BA:1505:C:H5'	2.41	0.50
11:BA:1505:C:H5''	23:BM:27:ILE:HD12	1.93	0.50
11:BA:1663:A:H5'	11:BA:1664:A:OP2	2.12	0.50
33:BW:11:ARG:HH12	33:BW:20:LEU:HB3	1.76	0.50
5:C4:232:THR:HG22	5:C4:236:GLU:OE2	2.11	0.50
11:CA:93:C:O2	11:CA:417:A:O2'	2.26	0.50
11:CA:214:U:OP2	11:CA:214:U:C6	2.64	0.50
11:CA:738:A:O2'	11:CA:739:A:OP1	2.28	0.50
11:CA:1505:C:H5''	23:CM:27:ILE:HD12	1.94	0.50
14:CD:105:MET:HE2	14:CD:108:ARG:HD2	1.93	0.50
23:CM:90:ASN:HD21	29:CS:14:ARG:HD2	1.76	0.50
26:CP:77:GLN:HE22	26:CP:142:HIS:HE1	1.59	0.50
28:CR:20:HIS:HE1	28:CR:50:THR:HG22	1.77	0.50
5:D4:31:TRP:CZ2	21:DK:17:GLY:HA2	2.46	0.50
5:D4:132:THR:OG1	5:D4:136:TYR:HB2	2.11	0.50
11:DA:973:A:H2'	11:DA:974:C:O4'	2.12	0.50
14:DD:135:LYS:HG3	14:DD:159:ALA:HA	1.93	0.50
18:DH:41:MET:HB2	18:DH:47:ILE:HD13	1.93	0.50
21:DK:43:HIS:CD2	21:DK:55:ARG:HG3	2.46	0.50
10:A9:88:HIS:CD2	11:AA:1220:C:OP2	2.64	0.50
11:AA:1311:C:H4'	11:AA:1312:U:OP2	2.10	0.50
13:AC:98:GLY:HA3	13:AC:132:ASP:OD2	2.12	0.50
17:AG:83:LEU:O	17:AG:87:VAL:HG23	2.11	0.50
19:AI:74:SER:OG	19:AI:75:GLY:N	2.44	0.50
22:AL:17:ARG:NH1	22:AL:20:LYS:HE2	2.27	0.50
26:AP:79:TYR:O	26:AP:83:TYR:HD1	1.94	0.50
27:AQ:70:ILE:HG23	27:AQ:87:ARG:HD2	1.93	0.50
29:AS:39:ALA:O	29:AS:47:ARG:HG2	2.11	0.50
2:B1:12:MET:SD	2:B1:30:VAL:HG23	2.52	0.50
10:B9:87:LYS:NZ	11:BA:1187:C:P	2.77	0.50
11:BA:1384:U:H2'	11:BA:1387:A:OP1	2.12	0.50
11:BA:1463:U:O2'	11:BA:1464:U:O5'	2.22	0.50
12:BB:161:ASN:O	12:BB:167:ILE:HD11	2.11	0.50
28:BR:111:TYR:CD2	28:BR:112:LYS:HG2	2.47	0.50
29:BS:42:PHE:CD1	29:BS:46:THR:HG21	2.46	0.50
29:BS:46:THR:O	29:BS:50:VAL:HG23	2.11	0.50
1:C0:43:ASN:HA	11:CA:1708:A:O2'	2.12	0.50
4:C3:24:VAL:O	4:C3:27:GLN:HG2	2.11	0.50
5:C4:50:VAL:HG21	5:C4:63:ILE:HG12	1.94	0.50
11:CA:328:G:H5''	11:CA:329:A:N7	2.27	0.50

Continued on next page...

Continued from previous page...

Atom-1	Atom-2	Interatomic distance (Å)	Clash overlap (Å)
11:CA:1212:U:H2'	11:CA:1214:A:OP2	2.11	0.50
11:CA:1752:U:HO2'	11:CA:1753:A:P	2.34	0.50
12:CB:177:GLU:O	12:CB:181:LEU:HG	2.12	0.50
13:CC:101:ALA:O	13:CC:105:VAL:HG23	2.12	0.50
14:CD:37:LYS:HG3	14:CD:38:ASN:HB3	1.94	0.50
15:CE:37:VAL:HG21	15:CE:60:ILE:HG23	1.92	0.50
15:CE:184:ILE:H	15:CE:184:ILE:HD12	1.77	0.50
16:CF:58:ASN:HB3	16:CF:74:ASN:ND2	2.26	0.50
35:CY:2:LYS:HB3	35:CY:108:VAL:HG22	1.94	0.50
10:D9:104:GLU:OE2	10:D9:106:ASN:HB3	2.12	0.50
11:DA:14:C:O5'	15:DE:165:SER:HB3	2.10	0.50
11:DA:332:A:H2'	11:DA:333:C:H6	1.77	0.50
11:DA:840:A:H8	25:DO:66:ARG:HH22	1.58	0.50
11:DA:976:A:N6	11:DA:982:U:OP2	2.45	0.50
11:DA:1330:U:O3'	30:DT:138:THR:HG23	2.12	0.50
11:DA:1665:U:H2'	11:DA:1666:G:O4'	2.11	0.50
13:DC:136:GLY:HA2	13:DC:158:GLY:HA3	1.94	0.50
15:DE:37:VAL:HG21	15:DE:60:ILE:HG23	1.93	0.50
15:DE:141:ARG:HB3	15:DE:222:THR:CG2	2.42	0.50
26:DP:52:ASN:HA	26:DP:80:LEU:HD23	1.94	0.50
35:DY:76:LEU:HB2	35:DY:94:ARG:NH1	2.25	0.50
10:A9:88:HIS:NE2	11:AA:1220:C:OP2	2.45	0.50
11:AA:446:U:O4'	33:AW:66:ASN:ND2	2.41	0.50
11:AA:576:U:H5'	11:AA:576:U:H6	1.76	0.50
11:AA:754:A:O2'	14:AD:9:SER:OG	2.16	0.50
11:AA:1236:G:H4'	11:AA:1237:G:OP1	2.12	0.50
11:AA:1253:G:O3'	20:AJ:74:SER:HB2	2.12	0.50
11:AA:1360:U:H5''	32:AV:3:ARG:NH1	2.25	0.50
11:AA:1550:U:H4'	19:AI:145:ARG:NH2	2.27	0.50
11:AA:1621:G:P	22:AL:72:ARG:HH21	2.35	0.50
11:AA:1665:U:H2'	11:AA:1666:G:O4'	2.11	0.50
17:AG:21:GLU:OE1	17:AG:102:ASN:ND2	2.44	0.50
26:AP:52:ASN:HA	26:AP:80:LEU:HD23	1.94	0.50
29:AS:46:THR:HG23	29:AS:89:ILE:HD13	1.92	0.50
6:B5:87:ARG:NH1	11:BA:1126:C:OP1	2.44	0.50
11:BA:10:G:OP1	11:BA:1605:A:H2'	2.12	0.50
11:BA:464:G:H5''	14:BD:11:THR:HG23	1.94	0.50
11:BA:1360:U:H5''	32:BV:3:ARG:NH1	2.26	0.50
12:BB:44:ILE:HG21	12:BB:158:PRO:HB2	1.93	0.50
13:BC:45:THR:HG22	13:BC:47:THR:H	1.76	0.50
13:BC:136:GLY:HA2	13:BC:158:GLY:HA3	1.93	0.50

Continued on next page...

Continued from previous page...

Atom-1	Atom-2	Interatomic distance (Å)	Clash overlap (Å)
25:BO:129:ARG:O	25:BO:133:LEU:HG	2.12	0.50
26:BP:13:ASN:ND2	33:BW:54:TYR:O	2.43	0.50
29:BS:46:THR:HG23	29:BS:89:ILE:HD13	1.93	0.50
1:C0:97:ASP:HA	1:C0:100:ARG:HG2	1.94	0.50
5:C4:75:LEU:O	5:C4:79:SER:HB2	2.11	0.50
10:C9:81:THR:HG21	11:CA:1184:G:OP1	2.12	0.50
11:CA:246:U:OP1	27:CQ:33:TYR:OH	2.29	0.50
11:CA:1450:G:P	30:CT:60:ARG:NH1	2.84	0.50
27:CQ:70:ILE:HG23	27:CQ:87:ARG:HD2	1.93	0.50
28:CR:114:PHE:CE2	28:CR:149:GLY:HA2	2.46	0.50
30:CT:38:THR:O	30:CT:56:TRP:HH2	1.95	0.50
4:D3:50:ILE:HG13	4:D3:50:ILE:O	2.11	0.50
9:D8:78:SER:OG	23:DM:57:ARG:NH2	2.44	0.50
11:DA:1173:G:OP1	39:DA:8021:HOH:O	2.19	0.50
11:DA:1469:U:H5'	30:DT:75:GLY:HA3	1.93	0.50
11:DA:1504:U:C2'	11:DA:1505:C:H5'	2.41	0.50
11:DA:1663:A:H5'	11:DA:1664:A:OP2	2.12	0.50
12:DB:44:ILE:HG21	12:DB:158:PRO:HB2	1.92	0.50
12:DB:114:GLU:OE1	15:DE:32:LYS:HG3	2.12	0.50
14:DD:80:MET:HB3	14:DD:86:LEU:HB2	1.94	0.50
3:A2:179:ARG:HG3	3:A2:179:ARG:NH1	2.27	0.50
7:A6:38:CYS:HB3	7:A6:57:CYS:HB3	1.94	0.50
11:AA:3:C:HO2'	11:AA:4:C:P	2.30	0.50
11:AA:519:A:OP1	26:AP:91:LYS:NZ	2.24	0.50
11:AA:879:G:C6	11:AA:880:G:C6	3.00	0.50
15:AE:81:VAL:HG21	15:AE:126:ILE:HD13	1.94	0.50
20:AJ:55:ARG:HE	20:AJ:87:ARG:NH1	2.08	0.50
23:AM:36:ARG:HH2	23:AM:152:ARG:HD3	1.77	0.50
25:AO:97:ALA:O	25:AO:101:ARG:HG2	2.11	0.50
28:AR:161:HIS:H	28:AR:161:HIS:CD2	2.30	0.50
35:AY:76:LEU:HB2	35:AY:94:ARG:NH1	2.26	0.50
3:B2:179:ARG:HG3	3:B2:179:ARG:NH1	2.26	0.50
7:B6:53:ILE:HG23	7:B6:58:SER:HA	1.93	0.50
28:BR:155:SER:OG	28:BR:160:ASN:ND2	2.45	0.50
5:C4:128:VAL:HG13	5:C4:175:ASN:OD1	2.11	0.50
6:C5:45:VAL:HG12	6:C5:50:LYS:HG3	1.94	0.50
11:CA:369:A:OP2	11:CA:370:U:OP2	2.29	0.50
11:CA:1286:U:O2'	11:CA:1287:U:OP2	2.22	0.50
11:CA:1661:G:N3	11:CA:1661:G:H2'	2.27	0.50
20:CJ:79:ARG:HG2	24:CN:55:ARG:HB3	1.94	0.50
21:CK:43:HIS:CD2	21:CK:55:ARG:HG3	2.47	0.50

Continued on next page...

Continued from previous page...

Atom-1	Atom-2	Interatomic distance (Å)	Clash overlap (Å)
28:CR:161:HIS:H	28:CR:161:HIS:CD2	2.30	0.50
31:CU:86:PHE:HB2	31:CU:94:ILE:HG23	1.94	0.50
33:CW:11:ARG:HH12	33:CW:20:LEU:HB3	1.75	0.50
1:D0:97:ASP:HA	1:D0:100:ARG:HG2	1.94	0.50
6:D5:97:ARG:C	6:D5:99:PRO:HD3	2.32	0.50
11:DA:413:C:C4	35:DY:87:ARG:HD3	2.47	0.50
11:DA:765:A:N3	26:DP:19:ARG:HD3	2.27	0.50
11:DA:1721:G:H4'	11:DA:1722:U:O5'	2.12	0.50
15:DE:35:ARG:NH1	15:DE:248:LEU:O	2.41	0.50
15:DE:150:ALA:H	15:DE:175:ARG:HH22	1.60	0.50
17:DG:83:LEU:O	17:DG:87:VAL:HG23	2.11	0.50
21:DK:142:ARG:HG3	21:DK:143:GLU:N	2.27	0.50
36:DZ:46:SER:HA	36:DZ:74:ARG:HH22	1.77	0.50
1:A0:97:ASP:O	1:A0:101:ASN:ND2	2.45	0.50
11:AA:894:U:C4	21:AK:55:ARG:NH2	2.80	0.50
12:AB:50:TRP:O	12:AB:54:LYS:HG3	2.11	0.50
13:AC:85:ASP:N	13:AC:85:ASP:OD1	2.43	0.50
31:AU:55:TYR:CG	31:AU:56:VAL:N	2.80	0.50
36:AZ:32:CYS:HB2	36:AZ:70:CYS:HB3	1.94	0.50
3:B2:27:PHE:CE1	11:BA:292:G:H4'	2.46	0.50
5:B4:100:LYS:HD3	5:B4:238:TYR:CE2	2.46	0.50
6:B5:45:VAL:HG12	6:B5:50:LYS:HG3	1.94	0.50
8:B7:13:TYR:HE1	8:B7:49:LEU:HD21	1.75	0.50
10:B9:80:TYR:HE2	10:B9:83:LYS:HZ3	1.60	0.50
11:BA:244:A:H8	11:BA:244:A:O5'	1.95	0.50
11:BA:887:U:C6	11:BA:887:U:H5''	2.47	0.50
11:BA:894:U:C4	21:BK:55:ARG:NH2	2.80	0.50
11:BA:973:A:H2'	11:BA:974:C:O4'	2.12	0.50
11:BA:1000:U:H4'	11:BA:1097:A:N6	2.27	0.50
11:BA:1355:G:H21	28:BR:76:ASN:ND2	2.10	0.50
11:BA:1399:G:N2	20:BJ:72:GLU:HG2	2.25	0.50
11:BA:1426:G:OP1	29:BS:127:THR:HG21	2.12	0.50
11:BA:1555:A:H5'	19:BI:137:ARG:NH1	2.25	0.50
11:BA:1665:U:H2'	11:BA:1666:G:O4'	2.11	0.50
12:BB:186:SER:HB3	12:BB:189:GLU:HB3	1.92	0.50
15:BE:55:ILE:HG23	15:BE:60:ILE:HD12	1.93	0.50
18:BH:41:MET:HB2	18:BH:47:ILE:HD13	1.94	0.50
27:BQ:126:GLN:HG2	27:BQ:127:CYS:H	1.76	0.50
35:BY:71:GLY:H	35:BY:98:ARG:CZ	2.24	0.50
11:CA:376:A:H2'	11:CA:377:G:C8	2.47	0.50
11:CA:653:U:H3	11:CA:656:G:N2	2.10	0.50

Continued on next page...

Continued from previous page...

Atom-1	Atom-2	Interatomic distance (Å)	Clash overlap (Å)
11:CA:1665:U:H2'	11:CA:1666:G:O4'	2.11	0.50
14:CD:80:MET:HB3	14:CD:86:LEU:HB2	1.93	0.50
15:CE:150:ALA:H	15:CE:175:ARG:HH22	1.60	0.50
26:CP:52:ASN:HA	26:CP:80:LEU:HD23	1.94	0.50
28:CR:184:ALA:HB3	28:CR:206:ARG:NH1	2.26	0.50
31:CU:116:GLU:O	31:CU:120:ILE:HG13	2.12	0.50
2:D1:24:ILE:HD13	17:DG:134:VAL:HG21	1.94	0.50
11:DA:318:U:H2'	11:DA:319:A:C8	2.46	0.50
11:DA:468:U:H5''	11:DA:469:A:O4'	2.11	0.50
11:DA:531:A:H5''	11:DA:536:C:H41	1.77	0.50
11:DA:928:C:O2'	25:DO:103:HIS:HD2	1.94	0.50
11:DA:1147:U:OP2	23:DM:137:HIS:NE2	2.44	0.50
11:DA:1715:A:H1'	11:DA:1736:C:H5'	1.94	0.50
15:DE:145:TRP:O	18:DH:98:GLN:NE2	2.44	0.50
28:DR:161:HIS:H	28:DR:161:HIS:CD2	2.30	0.50
8:A7:51:ASP:OD2	11:AA:1191:A:N3	2.45	0.49
11:AA:376:A:H2'	11:AA:377:G:C8	2.48	0.49
11:AA:656:G:H2'	11:AA:657:U:C6	2.47	0.49
20:AJ:32:GLU:OE2	20:AJ:55:ARG:NH2	2.44	0.49
22:AL:77:LYS:HG3	22:AL:78:ASN:N	2.27	0.49
28:AR:23:TRP:O	28:AR:46:SER:HB2	2.12	0.49
28:AR:111:TYR:CD2	28:AR:112:LYS:HG2	2.47	0.49
30:AT:46:ALA:HB1	30:AT:87:LYS:HB3	1.94	0.49
35:AY:71:GLY:H	35:AY:98:ARG:CZ	2.24	0.49
2:B1:58:MET:HB2	2:B1:59:GLU:OE2	2.12	0.49
11:BA:15:U:H2'	11:BA:16:G:O4'	2.12	0.49
11:BA:1236:G:H4'	11:BA:1237:G:OP1	2.10	0.49
11:BA:1260:G:N3	11:BA:1393:A:C2	2.80	0.49
11:BA:1480:U:O2'	11:BA:1481:A:H8	1.93	0.49
22:BL:68:ARG:HG3	22:BL:116:ILE:HG12	1.93	0.49
11:CA:2:A:C2	11:CA:361:A:H1'	2.46	0.49
11:CA:1117:U:O2'	11:CA:1273:U:H4'	2.12	0.49
11:CA:1263:G:N2	11:CA:1296:G:H1	2.06	0.49
11:CA:1507:U:C5	17:CG:161:MET:HG2	2.46	0.49
31:CU:108:TYR:HB3	31:CU:112:ILE:HD12	1.95	0.49
8:D7:67:TYR:HB3	13:DC:75:PHE:CZ	2.47	0.49
12:DB:64:GLN:HE22	15:DE:246:GLU:HG2	1.77	0.49
18:DH:10:CYS:HA	18:DH:27:LEU:HD11	1.94	0.49
23:DM:27:ILE:HG22	23:DM:29:PRO:HD2	1.94	0.49
29:DS:42:PHE:CD1	29:DS:46:THR:HG21	2.47	0.49
11:AA:771:A:H4'	11:AA:772:A:OP2	2.12	0.49

Continued on next page...

Continued from previous page...

Atom-1	Atom-2	Interatomic distance (Å)	Clash overlap (Å)
11:AA:1008:A:H4'	11:AA:1009:U:OP2	2.12	0.49
11:AA:1568:C:OP2	24:AN:18:LYS:NZ	2.45	0.49
13:AC:136:GLY:HA2	13:AC:158:GLY:HA3	1.94	0.49
15:AE:58:PRO:HG3	15:AE:131:THR:HG23	1.93	0.49
16:AF:58:ASN:HB3	16:AF:74:ASN:ND2	2.27	0.49
25:AO:102:LYS:O	25:AO:105:GLU:HG2	2.12	0.49
30:AT:38:THR:O	30:AT:56:TRP:HH2	1.94	0.49
32:AV:25:THR:HG22	32:AV:27:ASP:H	1.77	0.49
3:B2:40:THR:HG21	3:B2:86:ILE:O	2.11	0.49
8:B7:11:ARG:HE	8:B7:35:THR:HG22	1.76	0.49
11:BA:229:A:C4	11:BA:230:A:C6	3.00	0.49
11:BA:1011:C:H4'	25:BO:7:LYS:HG2	1.94	0.49
11:BA:1661:G:H2'	11:BA:1661:G:N3	2.27	0.49
12:BB:23:ILE:HA	12:BB:42:HIS:CD2	2.47	0.49
15:BE:170:LEU:HD22	15:BE:197:ILE:HD13	1.94	0.49
11:CA:75:C:H1'	35:CY:178:LYS:HG2	1.94	0.49
11:CA:318:U:O2'	27:CQ:6:GLN:HG2	2.12	0.49
11:CA:416:C:O2'	11:CA:417:A:P	2.69	0.49
11:CA:561:A:OP1	34:CX:9:ALA:HA	2.13	0.49
11:CA:754:A:H4'	14:CD:9:SER:CB	2.42	0.49
11:CA:1171:G:C5'	24:CN:39:ARG:NH1	2.75	0.49
13:CC:136:GLY:HA2	13:CC:158:GLY:HA3	1.94	0.49
20:CJ:41:ARG:NH2	20:CJ:103:ASN:HB3	2.26	0.49
23:CM:119:ILE:HD11	29:CS:115:ASP:HB3	1.93	0.49
26:CP:18:ARG:HH21	26:CP:20:GLN:NE2	2.11	0.49
5:D4:232:THR:HG22	5:D4:236:GLU:OE2	2.12	0.49
7:D6:38:CYS:HB3	7:D6:57:CYS:HB3	1.93	0.49
10:D9:133:TYR:HA	10:D9:139:LEU:O	2.12	0.49
11:DA:104:A:H2'	11:DA:105:G:C8	2.46	0.49
11:DA:331:U:H2'	11:DA:332:A:H8	1.76	0.49
11:DA:1185:C:O2'	11:DA:1216:A:C2	2.64	0.49
11:DA:1253:G:H1'	20:DJ:72:GLU:HG3	1.94	0.49
11:DA:1319:U:O2	11:DA:1488:A:H2'	2.12	0.49
11:DA:1661:G:H2'	11:DA:1661:G:N3	2.27	0.49
17:DG:21:GLU:OE1	17:DG:102:ASN:ND2	2.45	0.49
25:DO:129:ARG:O	25:DO:133:LEU:HG	2.11	0.49
11:AA:416:C:O2'	11:AA:417:A:P	2.69	0.49
11:AA:1201:G:C6	11:AA:1227:G:C6	3.00	0.49
11:AA:1555:A:C5'	19:AI:137:ARG:HH12	2.25	0.49
13:AC:146:LYS:HD2	13:AC:151:LYS:NZ	2.23	0.49
35:AY:142:LYS:HE3	35:AY:156:ILE:HD11	1.95	0.49

Continued on next page...

Continued from previous page...

Atom-1	Atom-2	Interatomic distance (Å)	Clash overlap (Å)
5:B4:132:THR:OG1	5:B4:136:TYR:HB2	2.12	0.49
6:B5:97:ARG:C	6:B5:99:PRO:HD3	2.33	0.49
12:BB:145:ASP:O	12:BB:148:SER:OG	2.27	0.49
22:BL:51:LEU:O	22:BL:73:VAL:HA	2.13	0.49
25:BO:4:MET:SD	25:BO:126:ARG:NH1	2.86	0.49
32:BV:25:THR:HG22	32:BV:27:ASP:H	1.78	0.49
34:BX:34:ARG:NH1	34:BX:34:ARG:HB3	2.27	0.49
3:C2:56:VAL:HG22	11:CA:324:A:P	2.52	0.49
5:C4:45:PHE:HE2	5:C4:68:VAL:HG11	1.77	0.49
11:CA:331:U:H2'	11:CA:332:A:H8	1.76	0.49
11:CA:421:G:H2'	11:CA:422:G:H5''	1.94	0.49
11:CA:726:U:H5''	11:CA:727:U:OP2	2.12	0.49
11:CA:947:C:H5'	11:CA:1076:U:H1'	1.93	0.49
11:CA:1663:A:H5'	11:CA:1664:A:OP2	2.12	0.49
12:CB:121:THR:O	12:CB:143:LEU:HB2	2.11	0.49
15:CE:141:ARG:HB3	15:CE:222:THR:HG22	1.94	0.49
28:CR:141:GLU:HA	28:CR:160:ASN:HD21	1.77	0.49
2:D1:9:ALA:HB1	2:D1:29:VAL:HG11	1.95	0.49
2:D1:11:ILE:HG12	2:D1:27:VAL:HG11	1.94	0.49
11:DA:295:U:OP1	27:DQ:135:ARG:HD3	2.13	0.49
11:DA:673:A:H2'	11:DA:675:A:N6	2.27	0.49
12:DB:147:ASP:OD2	12:DB:162:ARG:NH2	2.45	0.49
14:DD:37:LYS:HG3	14:DD:38:ASN:HB3	1.94	0.49
25:DO:101:ARG:HH12	25:DO:145:ALA:HA	1.77	0.49
26:DP:18:ARG:HH21	26:DP:20:GLN:NE2	2.11	0.49
28:DR:141:GLU:HA	28:DR:160:ASN:HD21	1.78	0.49
31:DU:35:THR:HG22	31:DU:41:ALA:HB2	1.94	0.49
4:A3:50:ILE:HG13	4:A3:50:ILE:O	2.11	0.49
8:A7:11:ARG:HE	8:A7:35:THR:HG22	1.77	0.49
10:A9:133:TYR:HA	10:A9:139:LEU:O	2.13	0.49
11:AA:1212:U:H2'	11:AA:1214:A:OP2	2.12	0.49
14:AD:135:LYS:HG3	14:AD:159:ALA:HA	1.95	0.49
19:AI:8:LEU:HD11	19:AI:23:SER:HB3	1.94	0.49
28:AR:330:ASP:OD2	28:AR:334:ARG:NH2	2.46	0.49
31:AU:55:TYR:CE2	31:AU:56:VAL:HG23	2.48	0.49
31:AU:116:GLU:O	31:AU:120:ILE:HG13	2.11	0.49
34:AX:7:THR:HG22	34:AX:8:LEU:O	2.13	0.49
11:BA:75:C:H1'	35:BY:178:LYS:HG2	1.95	0.49
11:BA:1201:G:C6	11:BA:1227:G:C6	3.00	0.49
11:BA:1751:U:O2'	11:BA:1753:A:N6	2.45	0.49
23:BM:36:ARG:HH22	23:BM:152:ARG:HD3	1.77	0.49

Continued on next page...

Continued from previous page...

Atom-1	Atom-2	Interatomic distance (Å)	Clash overlap (Å)
4:C3:116:SER:HB2	4:C3:117:ARG:HD3	1.95	0.49
5:C4:132:THR:OG1	5:C4:136:TYR:HB2	2.13	0.49
10:C9:80:TYR:HE2	10:C9:83:LYS:HZ3	1.58	0.49
11:CA:219:C:H3'	11:CA:220:A:H5''	1.94	0.49
11:CA:316:G:OP1	27:CQ:133:THR:OG1	2.29	0.49
11:CA:377:G:H2'	11:CA:378:A:C8	2.47	0.49
11:CA:1329:G:H21	30:CT:137:MET:HE1	1.77	0.49
11:CA:1494:U:HO2'	11:CA:1495:U:P	2.29	0.49
14:CD:64:PRO:HA	14:CD:69:ARG:NH1	2.27	0.49
17:CG:21:GLU:OE1	17:CG:102:ASN:ND2	2.45	0.49
19:CI:8:LEU:HD11	19:CI:23:SER:HB3	1.95	0.49
21:CK:142:ARG:HG3	21:CK:143:GLU:N	2.28	0.49
31:CU:83:LEU:HD11	31:CU:103:LEU:HD21	1.94	0.49
1:D0:22:LYS:CG	10:D9:74:LYS:HZ1	2.24	0.49
11:DA:59:C:H5'	11:DA:447:C:N4	2.28	0.49
11:DA:1281:G:H5'	11:DA:1282:U:OP2	2.12	0.49
12:DB:186:SER:HB3	12:DB:189:GLU:HB3	1.93	0.49
35:DY:2:LYS:HB3	35:DY:108:VAL:HG22	1.95	0.49
1:A0:97:ASP:HA	1:A0:100:ARG:HG2	1.94	0.49
3:A2:195:GLU:HG2	27:AQ:9:TYR:CD2	2.47	0.49
11:AA:210:A:C8	11:AA:210:A:OP2	2.65	0.49
11:AA:573:A:O2'	11:AA:574:A:OP1	2.23	0.49
11:AA:1462:U:OP1	11:AA:1464:U:H5	1.96	0.49
13:AC:226:GLU:HB2	28:AR:208:THR:H	1.77	0.49
14:AD:37:LYS:HG3	14:AD:38:ASN:HB3	1.94	0.49
18:AH:10:CYS:HA	18:AH:27:LEU:HD11	1.94	0.49
29:AS:101:VAL:HB	29:AS:125:ALA:HB2	1.94	0.49
30:AT:18:PHE:HZ	30:AT:140:LEU:HD22	1.76	0.49
5:B4:128:VAL:HG13	5:B4:175:ASN:OD1	2.12	0.49
10:B9:133:TYR:HA	10:B9:139:LEU:O	2.12	0.49
11:BA:229:A:HO2'	11:BA:230:A:P	2.30	0.49
11:BA:559:C:H5''	11:BA:571:G:H1'	1.93	0.49
11:BA:1507:U:C5	17:BG:161:MET:HG2	2.48	0.49
12:BB:54:LYS:HB2	36:BZ:95:ILE:HD13	1.95	0.49
21:BK:139:SER:OG	21:BK:140:THR:O	2.20	0.49
28:BR:141:GLU:HA	28:BR:160:ASN:HD21	1.77	0.49
29:BS:90:VAL:HB	29:BS:117:ILE:HA	1.94	0.49
35:BY:151:ASP:OD2	35:BY:155:LEU:HD12	2.12	0.49
8:C7:11:ARG:HE	8:C7:35:THR:HG22	1.76	0.49
11:CA:628:G:H4'	18:CH:4:VAL:HG13	1.93	0.49
23:CM:27:ILE:HG22	23:CM:29:PRO:HD2	1.93	0.49

Continued on next page...

Continued from previous page...

Atom-1	Atom-2	Interatomic distance (Å)	Clash overlap (Å)
32:CV:89:SER:HB3	32:CV:91:ILE:H	1.76	0.49
4:D3:62:LEU:HD11	4:D3:95:THR:OG1	2.12	0.49
8:D7:9:LYS:HG2	8:D7:13:TYR:HE2	1.77	0.49
11:DA:206:U:H5''	27:DQ:16:PHE:CG	2.47	0.49
11:DA:420:A:N3	11:DA:432:U:O2'	2.37	0.49
11:DA:557:U:H4'	34:DX:17:GLN:OE1	2.12	0.49
11:DA:884:A:OP2	21:DK:66:ARG:N	2.46	0.49
11:DA:887:U:C6	11:DA:887:U:H5''	2.47	0.49
11:DA:954:G:N1	11:DA:1001:A:O2'	2.43	0.49
39:DA:7476:HOH:O	26:DP:90:ARG:NH2	2.38	0.49
15:DE:81:VAL:HG21	15:DE:126:ILE:HD13	1.95	0.49
16:DF:58:ASN:HB3	16:DF:74:ASN:ND2	2.28	0.49
18:DH:111:LEU:HB3	18:DH:115:GLU:HB2	1.94	0.49
5:A4:123:LEU:HD11	5:A4:143:LEU:HD11	1.95	0.49
6:A5:45:VAL:HG12	6:A5:50:LYS:HG3	1.95	0.49
6:A5:97:ARG:C	6:A5:99:PRO:HD3	2.32	0.49
11:AA:163:A:H5'	11:AA:164:U:OP2	2.12	0.49
11:AA:181:G:H5'	11:AA:181:G:H8	1.76	0.49
11:AA:840:A:O2'	11:AA:841:A:O5'	2.27	0.49
11:AA:1289:C:O2'	11:AA:1371:A:H1'	2.12	0.49
11:AA:1360:U:HO2'	11:AA:1361:A:P	2.31	0.49
31:AU:35:THR:HG22	31:AU:41:ALA:HB2	1.94	0.49
33:AW:31:PRO:HG2	33:AW:38:LEU:HG	1.94	0.49
1:B0:33:GLU:HG2	1:B0:52:ASP:HB2	1.94	0.49
2:B1:9:ALA:HB1	2:B1:29:VAL:HG11	1.94	0.49
4:B3:162:PHE:HD1	4:B3:163:LEU:HD23	1.76	0.49
5:B4:45:PHE:HE2	5:B4:68:VAL:HG11	1.77	0.49
10:B9:128:HIS:ND1	11:BA:1222:U:O2'	2.32	0.49
11:BA:516:G:OP2	26:BP:35:LYS:HE2	2.13	0.49
11:BA:1007:U:O2'	11:BA:1009:U:C5	2.64	0.49
11:BA:1049:C:O2'	11:BA:1050:C:H5'	2.12	0.49
11:BA:1171:G:H5''	24:BN:39:ARG:HH12	1.75	0.49
12:BB:64:GLN:HE22	15:BE:246:GLU:HG2	1.77	0.49
16:BF:66:GLU:HG3	16:BF:66:GLU:O	2.12	0.49
31:BU:35:THR:HG22	31:BU:41:ALA:HB2	1.95	0.49
33:BW:51:ARG:HD3	33:BW:51:ARG:N	2.26	0.49
9:C8:99:ASN:HD22	17:CG:90:ASN:ND2	2.11	0.49
11:CA:238:G:H1'	11:CA:239:A:OP2	2.13	0.49
11:DA:238:G:O2'	11:DA:239:A:P	2.70	0.49
11:DA:292:G:H2'	11:DA:293:U:O4'	2.12	0.49
11:DA:316:G:OP1	27:DQ:133:THR:OG1	2.30	0.49

Continued on next page...

Continued from previous page...

Atom-1	Atom-2	Interatomic distance (Å)	Clash overlap (Å)
11:DA:873:G:O2'	21:DK:51:GLU:HA	2.12	0.49
11:DA:1569:A:C8	24:DN:13:TYR:HD2	2.31	0.49
19:DI:8:LEU:HD11	19:DI:23:SER:HB3	1.94	0.49
23:DM:36:ARG:HH22	23:DM:152:ARG:HD3	1.77	0.49
27:DQ:56:LYS:O	27:DQ:63:LEU:HD22	2.12	0.49
31:DU:20:ASN:HD21	31:DU:27:LYS:HZ3	1.59	0.49
5:A4:69:GLU:OE1	5:A4:88:LYS:HG2	2.12	0.49
9:A8:60:VAL:HA	9:A8:72:LYS:HG3	1.95	0.49
11:AA:299:C:OP2	27:AQ:102:ARG:NH1	2.37	0.49
11:AA:377:G:H2'	11:AA:378:A:C8	2.47	0.49
11:AA:559:C:H5''	11:AA:571:G:H1'	1.93	0.49
11:AA:879:G:H22	21:AK:68:GLU:CD	2.15	0.49
15:AE:49:PHE:CD1	15:AE:139:PRO:HD3	2.48	0.49
25:AO:95:LYS:HB2	25:AO:153:GLN:HE21	1.77	0.49
26:AP:13:ASN:ND2	33:AW:54:TYR:O	2.41	0.49
33:AW:206:SER:HB2	33:AW:207:PHE:CD2	2.48	0.49
2:B1:11:ILE:HG12	2:B1:27:VAL:HG11	1.94	0.49
10:B9:102:LYS:NZ	10:B9:112:GLN:HB3	2.28	0.49
11:BA:1421:G:O2'	24:BN:6:TRP:HA	2.13	0.49
12:BB:187:LYS:HD3	36:BZ:57:ASN:HA	1.95	0.49
29:BS:101:VAL:HB	29:BS:125:ALA:HB2	1.95	0.49
2:C1:58:MET:HB2	2:C1:59:GLU:OE2	2.12	0.49
5:C4:123:LEU:HD11	5:C4:143:LEU:HD11	1.94	0.49
11:CA:270:U:H5'	11:CA:271:U:C6	2.48	0.49
21:CK:39:ASP:OD1	21:CK:40:THR:N	2.40	0.49
23:CM:36:ARG:HH22	23:CM:152:ARG:HD3	1.77	0.49
35:CY:70:ARG:HB2	35:CY:101:ILE:HB	1.95	0.49
36:CZ:46:SER:HA	36:CZ:74:ARG:HH22	1.77	0.49
11:DA:15:U:H2'	11:DA:16:G:O4'	2.11	0.49
11:DA:421:G:H2'	11:DA:422:G:H5''	1.95	0.49
11:DA:1406:G:O2'	11:DA:1407:A:OP2	2.30	0.49
11:DA:1469:U:H5'	11:DA:1470:C:OP2	2.13	0.49
11:DA:1527:A:H5''	11:DA:1528:A:OP2	2.13	0.49
22:DL:77:LYS:HG3	22:DL:78:ASN:N	2.27	0.49
28:DR:330:ASP:OD2	28:DR:334:ARG:NH2	2.46	0.49
29:DS:46:THR:O	29:DS:50:VAL:HG23	2.12	0.49
35:DY:216:LEU:HB3	35:DY:220:LYS:HE3	1.94	0.49
11:AA:69:A:H3'	35:AY:173:ARG:HH22	1.78	0.49
11:AA:214:U:O2'	11:AA:215:A:O5'	2.28	0.49
11:AA:1527:A:H5''	11:AA:1528:A:OP2	2.13	0.49
29:AS:74:ALA:HB3	29:AS:76:GLU:OE2	2.13	0.49

Continued on next page...

Continued from previous page...

Atom-1	Atom-2	Interatomic distance (Å)	Clash overlap (Å)
4:B3:15:ILE:O	4:B3:19:VAL:HG23	2.13	0.49
4:B3:63:ILE:HD11	4:B3:94:PHE:CZ	2.47	0.49
5:B4:111:ASP:N	5:B4:111:ASP:OD1	2.46	0.49
5:B4:127:ARG:CZ	11:BA:862:A:H1'	2.41	0.49
5:B4:232:THR:HG22	5:B4:236:GLU:OE2	2.12	0.49
7:B6:38:CYS:HB3	7:B6:57:CYS:HB3	1.94	0.49
11:BA:338:G:OP1	27:BQ:84:ILE:HD11	2.12	0.49
11:BA:421:G:H2'	11:BA:422:G:H5''	1.95	0.49
11:BA:1153:U:N3	11:BA:1157:U:H5	2.07	0.49
11:BA:1171:G:C5'	24:BN:39:ARG:NH1	2.76	0.49
11:BA:1500:C:P	17:BG:86:LYS:HZ2	2.35	0.49
14:BD:90:GLU:HB3	14:BD:95:TYR:CD2	2.48	0.49
15:BE:65:TYR:CD2	15:BE:77:LEU:HB2	2.48	0.49
36:BZ:32:CYS:HB2	36:BZ:70:CYS:HB3	1.94	0.49
6:C5:97:ARG:C	6:C5:99:PRO:HD3	2.32	0.49
8:C7:75:TYR:CZ	8:C7:79:LYS:HE3	2.47	0.49
10:C9:102:LYS:HZ2	10:C9:112:GLN:HB3	1.76	0.49
11:CA:1462:U:OP1	11:CA:1464:U:H5	1.95	0.49
14:CD:135:LYS:HG3	14:CD:159:ALA:HA	1.94	0.49
20:CJ:67:LYS:HA	24:CN:43:ARG:NE	2.28	0.49
28:CR:23:TRP:O	28:CR:46:SER:HB2	2.12	0.49
33:CW:124:LYS:HB2	33:CW:166:LEU:HD11	1.93	0.49
33:CW:206:SER:HB2	33:CW:207:PHE:CD2	2.47	0.49
2:D1:58:MET:HB2	2:D1:59:GLU:OE2	2.13	0.49
11:DA:235:A:OP2	11:DA:236:U:H5	1.96	0.49
11:DA:377:G:H2'	11:DA:378:A:C8	2.47	0.49
11:DA:656:G:H2'	11:DA:657:U:C6	2.48	0.49
11:DA:1262:U:OP1	15:DE:96:ARG:NH1	2.45	0.49
11:DA:1531:G:C4	23:DM:134:ARG:HD2	2.47	0.49
14:DD:64:PRO:HA	14:DD:69:ARG:NH1	2.27	0.49
28:DR:190:VAL:HB	28:DR:219:LEU:HD13	1.93	0.49
31:DU:55:TYR:CG	31:DU:56:VAL:N	2.80	0.49
31:DU:83:LEU:HD11	31:DU:103:LEU:HD21	1.94	0.49
36:DZ:47:VAL:HB	36:DZ:74:ARG:NH1	2.27	0.49
3:A2:196:LEU:HD23	3:A2:196:LEU:HA	1.63	0.49
11:AA:479:G:OP2	11:AA:479:G:C8	2.64	0.49
11:AA:660:U:H2'	11:AA:661:G:O4'	2.12	0.49
11:AA:772:A:O2'	33:AW:108:LYS:NZ	2.43	0.49
11:AA:1174:A:OP1	11:AA:1175:A:OP2	2.31	0.49
11:AA:1474:G:H8	11:AA:1474:G:OP1	1.96	0.49
11:AA:1475:G:H2'	11:AA:1476:A:C8	2.48	0.49

Continued on next page...

Continued from previous page...

Atom-1	Atom-2	Interatomic distance (Å)	Clash overlap (Å)
11:AA:1661:G:N3	11:AA:1661:G:H2'	2.27	0.49
12:AB:12:ARG:HD3	12:AB:172:TRP:HZ3	1.78	0.49
15:AE:170:LEU:HD22	15:AE:197:ILE:HD13	1.94	0.49
22:AL:51:LEU:O	22:AL:73:VAL:HA	2.12	0.49
28:AR:114:PHE:CD2	28:AR:149:GLY:HA2	2.48	0.49
31:AU:83:LEU:HD11	31:AU:103:LEU:HD21	1.94	0.49
11:BA:493:U:C4'	11:BA:494:A:OP2	2.61	0.49
11:BA:636:G:H2'	11:BA:637:U:C6	2.47	0.49
11:BA:1250:G:H2'	11:BA:1251:C:O4'	2.13	0.49
11:BA:1357:G:OP1	32:BV:32:LYS:NZ	2.45	0.49
12:BB:12:ARG:NE	32:BV:93:ILE:HD11	2.28	0.49
12:BB:177:GLU:O	12:BB:181:LEU:HG	2.13	0.49
31:BU:55:TYR:CE2	31:BU:56:VAL:HG23	2.48	0.49
11:CA:292:G:H2'	11:CA:293:U:O4'	2.12	0.49
11:CA:1426:G:OP1	29:CS:127:THR:HG21	2.13	0.49
11:CA:1480:U:HO2'	11:CA:1481:A:P	2.36	0.49
12:CB:196:ASP:OD2	32:CV:89:SER:HA	2.12	0.49
15:CE:46:ASP:HA	15:CE:49:PHE:HD2	1.77	0.49
15:CE:174:PRO:O	15:CE:177:THR:OG1	2.22	0.49
21:CK:147:ARG:NH1	21:CK:150:ARG:NH2	2.60	0.49
22:CL:51:LEU:O	22:CL:73:VAL:HA	2.13	0.49
24:CN:39:ARG:HG3	24:CN:40:ARG:N	2.27	0.49
27:CQ:65:ILE:CD1	27:CQ:139:LEU:HD21	2.43	0.49
28:CR:111:TYR:CD2	28:CR:112:LYS:HG2	2.47	0.49
11:DA:1153:U:N3	11:DA:1157:U:H5	2.07	0.49
11:DA:1161:A:H5'	11:DA:1401:U:OP1	2.13	0.49
11:DA:1293:A:H4'	11:DA:1294:A:O5'	2.13	0.49
13:DC:24:LEU:HD22	13:DC:28:PHE:HE1	1.77	0.49
19:DI:57:LEU:HD23	19:DI:110:GLN:HG2	1.95	0.49
20:DJ:22:THR:HG22	20:DJ:88:ILE:HG12	1.93	0.49
21:DK:39:ASP:OD1	21:DK:40:THR:N	2.43	0.49
23:DM:15:HIS:NE2	23:DM:66:CYS:SG	2.86	0.49
25:DO:4:MET:SD	25:DO:126:ARG:NH1	2.85	0.49
5:A4:140:VAL:HG21	5:A4:178:ILE:HG21	1.94	0.49
6:A5:30:VAL:HG21	6:A5:76:CYS:HA	1.95	0.49
11:AA:331:U:H2'	11:AA:332:A:H8	1.76	0.49
11:AA:765:A:C5	26:AP:19:ARG:NH1	2.81	0.49
11:AA:931:A:P	25:AO:96:LYS:NZ	2.86	0.49
11:AA:1752:U:HO2'	11:AA:1753:A:P	2.36	0.49
13:AC:24:LEU:HD22	13:AC:28:PHE:HE1	1.77	0.49
27:AQ:70:ILE:HD13	27:AQ:106:ILE:HD13	1.95	0.49

Continued on next page...

Continued from previous page...

Atom-1	Atom-2	Interatomic distance (Å)	Clash overlap (Å)
35:AY:151:ASP:OD2	35:AY:155:LEU:HD12	2.13	0.49
1:B0:22:LYS:HG3	10:B9:74:LYS:NZ	2.28	0.49
3:B2:10:LYS:CD	11:BA:329:A:H5''	2.42	0.49
10:B9:102:LYS:HZ2	10:B9:112:GLN:HB3	1.78	0.49
10:B9:106:ASN:HD22	10:B9:108:LYS:HE2	1.78	0.49
11:BA:69:A:H2'	11:BA:70:U:H5''	1.95	0.49
11:BA:136:U:P	35:BY:139:ASN:HD21	2.36	0.49
11:BA:160:C:O2'	35:BY:132:LYS:O	2.31	0.49
11:BA:1313:G:H22	11:BA:1354:A:H2	1.61	0.49
11:BA:1430:C:OP2	23:BM:126:ARG:NH2	2.40	0.49
11:BA:1509:U:OP2	11:BA:1509:U:C4'	2.61	0.49
12:BB:12:ARG:HD3	12:BB:172:TRP:HZ3	1.77	0.49
13:BC:24:LEU:HD22	13:BC:28:PHE:HE1	1.78	0.49
25:BO:101:ARG:HH12	25:BO:145:ALA:HA	1.78	0.49
28:BR:20:HIS:HE1	28:BR:50:THR:HG22	1.77	0.49
35:BY:2:LYS:HB3	35:BY:108:VAL:HG22	1.95	0.49
35:BY:70:ARG:HB2	35:BY:101:ILE:HB	1.95	0.49
2:C1:9:ALA:HB1	2:C1:29:VAL:HG11	1.95	0.49
3:C2:21:HIS:HE1	11:CA:101:A:O2'	1.96	0.49
5:C4:111:ASP:OD1	5:C4:111:ASP:N	2.46	0.49
10:C9:72:LYS:HD3	11:CA:1160:G:H5'	1.94	0.49
11:CA:427:A:H5''	22:CL:49:LYS:HG3	1.95	0.49
11:CA:550:G:O5'	34:CX:61:ASN:HB3	2.13	0.49
11:CA:1326:C:H5'	11:CA:1327:U:OP2	2.12	0.49
11:CA:1573:G:OP2	30:CT:93:ARG:HD2	2.12	0.49
19:CI:57:LEU:HD23	19:CI:110:GLN:HG2	1.95	0.49
29:CS:74:ALA:HB3	29:CS:76:GLU:OE2	2.13	0.49
29:CS:90:VAL:HB	29:CS:117:ILE:HA	1.94	0.49
6:D5:45:VAL:HG12	6:D5:50:LYS:HG3	1.94	0.49
11:DA:1123:G:H2'	11:DA:1721:G:N3	2.28	0.49
11:DA:1475:G:H2'	11:DA:1476:A:C8	2.48	0.49
11:DA:1506:G:HO2'	11:DA:1507:U:P	2.26	0.49
12:DB:23:ILE:HA	12:DB:42:HIS:CD2	2.47	0.49
17:DG:67:LEU:HD12	17:DG:150:ILE:HD11	1.95	0.49
17:DG:157:ALA:HB2	17:DG:167:THR:OG1	2.13	0.49
27:DQ:70:ILE:HD13	27:DQ:106:ILE:HD13	1.95	0.49
35:DY:151:ASP:OD2	35:DY:155:LEU:HD12	2.12	0.49
1:A0:33:GLU:HG2	1:A0:52:ASP:HB2	1.95	0.48
6:A5:17:HIS:HE1	11:AA:1742:G:OP1	1.95	0.48
11:AA:15:U:H2'	11:AA:16:G:O4'	2.13	0.48
11:AA:75:C:H1'	35:AY:178:LYS:HG2	1.95	0.48

Continued on next page...

Continued from previous page...

Atom-1	Atom-2	Interatomic distance (Å)	Clash overlap (Å)
11:AA:605:U:OP2	22:AL:5:LYS:NZ	2.37	0.48
11:AA:1027:U:H2'	11:AA:1028:G:C8	2.48	0.48
16:AF:17:THR:O	16:AF:95:ASN:HB3	2.13	0.48
33:AW:160:ASP:CG	33:AW:176:HIS:HB3	2.32	0.48
33:AW:202:LYS:HG2	33:AW:208:ASP:OD2	2.13	0.48
36:AZ:47:VAL:HB	36:AZ:74:ARG:NH1	2.28	0.48
7:B6:5:LEU:H	18:BH:24:GLN:HE22	1.61	0.48
11:BA:40:A:H3'	11:BA:430:A:H62	1.78	0.48
11:BA:666:A:H2'	11:BA:667:C:O4'	2.13	0.48
11:BA:976:A:N6	11:BA:982:U:OP2	2.45	0.48
11:BA:1010:A:H2'	11:BA:1011:C:C6	2.48	0.48
11:BA:1212:U:H2'	11:BA:1214:A:OP2	2.13	0.48
11:BA:1464:U:OP2	11:BA:1465:C:H5	1.96	0.48
11:BA:1513:G:H2'	11:BA:1514:G:H1'	1.94	0.48
13:BC:85:ASP:OD1	13:BC:85:ASP:N	2.45	0.48
14:BD:80:MET:HB3	14:BD:86:LEU:HB2	1.95	0.48
28:BR:330:ASP:OD2	28:BR:334:ARG:NH2	2.46	0.48
29:BS:74:ALA:HB3	29:BS:76:GLU:OE2	2.13	0.48
32:BV:35:LEU:HD13	32:BV:47:ARG:HG3	1.94	0.48
3:C2:36:THR:HB	3:C2:65:ALA:O	2.13	0.48
3:C2:179:ARG:HG3	3:C2:179:ARG:HH11	1.78	0.48
6:C5:75:TYR:CB	6:C5:80:ALA:HB2	2.43	0.48
8:C7:61:TRP:CE2	24:CN:22:VAL:HG22	2.48	0.48
11:CA:227:G:N2	11:CA:229:A:O2'	2.45	0.48
11:CA:295:U:OP1	27:CQ:135:ARG:HD3	2.13	0.48
11:CA:645:C:H2'	11:CA:646:A:C8	2.47	0.48
11:CA:750:U:H3'	11:CA:752:C:OP2	2.13	0.48
11:CA:928:C:O2'	25:CO:103:HIS:HD2	1.95	0.48
11:CA:973:A:H2'	11:CA:974:C:O4'	2.13	0.48
11:CA:1176:A:H5'	11:CA:1176:A:C8	2.48	0.48
11:CA:1550:U:H4'	19:CI:145:ARG:HH21	1.76	0.48
15:CE:55:ILE:HG23	15:CE:60:ILE:HD12	1.93	0.48
15:CE:57:GLU:HG3	15:CE:59:GLU:HG2	1.95	0.48
25:CO:95:LYS:HB2	25:CO:153:GLN:HE21	1.74	0.48
25:CO:101:ARG:HH12	25:CO:145:ALA:HA	1.77	0.48
25:CO:129:ARG:O	25:CO:133:LEU:HG	2.12	0.48
28:CR:193:ASP:OD1	28:CR:193:ASP:N	2.37	0.48
29:CS:46:THR:O	29:CS:50:VAL:HG23	2.13	0.48
29:CS:101:VAL:HB	29:CS:125:ALA:HB2	1.95	0.48
36:CZ:73:VAL:HG13	36:CZ:78:GLU:HB2	1.95	0.48
9:D8:66:VAL:HG11	11:DA:1506:G:C6	2.48	0.48

Continued on next page...

Continued from previous page...

Atom-1	Atom-2	Interatomic distance (Å)	Clash overlap (Å)
10:D9:137:CYS:SG	10:D9:139:LEU:HB2	2.53	0.48
11:DA:69:A:H2'	11:DA:70:U:H5''	1.95	0.48
11:DA:270:U:H5'	11:DA:271:U:C6	2.48	0.48
11:DA:283:A:H2'	11:DA:284:U:H6	1.78	0.48
11:DA:614:A:H2'	11:DA:615:A:C8	2.47	0.48
11:DA:840:A:H62	25:DO:72:LYS:HZ1	1.60	0.48
11:DA:1250:G:H2'	11:DA:1251:C:O4'	2.13	0.48
12:DB:25:LEU:HD22	12:DB:33:ILE:HD13	1.94	0.48
12:DB:177:GLU:O	12:DB:181:LEU:HG	2.13	0.48
19:DI:9:VAL:HG23	19:DI:98:TYR:HE2	1.78	0.48
19:DI:74:SER:OG	19:DI:75:GLY:N	2.45	0.48
28:DR:297:GLU:OE1	28:DR:297:GLU:N	2.38	0.48
11:AA:1171:G:C5'	24:AN:39:ARG:HH12	2.25	0.48
11:AA:1663:A:H5'	11:AA:1664:A:OP2	2.12	0.48
11:AA:1751:U:O2'	11:AA:1753:A:N6	2.46	0.48
12:AB:23:ILE:HA	12:AB:42:HIS:CD2	2.47	0.48
21:AK:147:ARG:NH1	21:AK:150:ARG:NH2	2.60	0.48
28:AR:141:GLU:HA	28:AR:160:ASN:HD21	1.78	0.48
3:B2:177:THR:HG21	11:BA:205:A:OP1	2.13	0.48
10:B9:131:ARG:NH2	11:BA:1208:A:N3	2.62	0.48
11:BA:377:G:H2'	11:BA:378:A:C8	2.48	0.48
11:BA:681:G:H1	11:BA:720:U:H3	1.61	0.48
11:BA:738:A:H4'	11:BA:739:A:OP2	2.12	0.48
11:BA:750:U:H3'	11:BA:752:C:OP2	2.13	0.48
15:BE:150:ALA:H	15:BE:175:ARG:HH22	1.61	0.48
18:BH:68:ARG:NH2	36:BZ:8:GLN:HG3	2.27	0.48
26:BP:107:GLU:O	26:BP:110:ARG:HB2	2.13	0.48
31:BU:55:TYR:CG	31:BU:56:VAL:N	2.81	0.48
3:C2:24:LYS:O	11:CA:391:A:H8	1.96	0.48
4:C3:192:PHE:HE2	7:C6:25:ALA:HB3	1.76	0.48
9:C8:60:VAL:HA	9:C8:72:LYS:HG3	1.95	0.48
11:CA:1509:U:OP2	11:CA:1509:U:C4'	2.61	0.48
15:CE:65:TYR:CD2	15:CE:77:LEU:HB2	2.48	0.48
25:CO:102:LYS:O	25:CO:105:GLU:HG2	2.13	0.48
28:CR:184:ALA:HB2	23:DM:16:ARG:CD	2.43	0.48
31:CU:35:THR:HG22	31:CU:41:ALA:HB2	1.95	0.48
11:DA:40:A:H3'	11:DA:430:A:H62	1.78	0.48
11:DA:237:U:H1'	11:DA:238:G:OP1	2.13	0.48
11:DA:771:A:H5''	11:DA:772:A:O5'	2.11	0.48
11:DA:1462:U:OP1	11:DA:1464:U:H5	1.96	0.48
11:DA:1569:A:C8	24:DN:13:TYR:CD2	3.00	0.48

Continued on next page...

Continued from previous page...

Atom-1	Atom-2	Interatomic distance (Å)	Clash overlap (Å)
15:DE:65:TYR:CD2	15:DE:77:LEU:HB2	2.48	0.48
16:DF:17:THR:O	16:DF:95:ASN:HB3	2.14	0.48
20:DJ:32:GLU:OE1	20:DJ:55:ARG:NH2	2.45	0.48
27:DQ:65:ILE:CD1	27:DQ:139:LEU:HD21	2.42	0.48
28:DR:240:TRP:HB3	28:DR:245:LEU:HD21	1.95	0.48
5:A4:128:VAL:HG22	5:A4:175:ASN:ND2	2.28	0.48
10:A9:73:LYS:NZ	11:AA:1157:U:OP1	2.46	0.48
11:AA:270:U:H5'	11:AA:271:U:C6	2.48	0.48
11:AA:413:C:C4	35:AY:87:ARG:HD3	2.48	0.48
11:AA:512:C:OP1	11:AA:512:C:H4'	2.11	0.48
11:AA:603:U:H4'	11:AA:604:G:O5'	2.12	0.48
11:AA:875:C:OP2	11:AA:875:C:H6	1.96	0.48
11:AA:1740:C:H2'	11:AA:1741:A:C8	2.48	0.48
12:AB:25:LEU:HD22	12:AB:33:ILE:HD13	1.94	0.48
13:AC:217:PRO:HA	13:AC:218:PRO:HD3	1.67	0.48
30:AT:68:VAL:HG11	30:AT:117:ILE:HG21	1.96	0.48
33:AW:11:ARG:HH12	33:AW:20:LEU:HB3	1.77	0.48
11:BA:1137:A:OP1	17:BG:147:TYR:OH	2.23	0.48
11:BA:1462:U:OP1	11:BA:1464:U:H5	1.96	0.48
11:BA:1568:C:P	24:BN:18:LYS:HZ1	2.36	0.48
15:BE:46:ASP:HA	15:BE:49:PHE:HD2	1.77	0.48
22:BL:35:GLY:HA2	22:BL:38:TRP:HD1	1.78	0.48
1:C0:33:GLU:HG2	1:C0:52:ASP:HB2	1.95	0.48
2:C1:21:ARG:NH1	11:CA:1591:C:O2	2.45	0.48
10:C9:106:ASN:HD22	10:C9:108:LYS:HE2	1.78	0.48
11:CA:557:U:H4'	34:CX:17:GLN:OE1	2.14	0.48
11:CA:776:A:H5''	11:CA:777:U:O5'	2.14	0.48
11:CA:1166:A:P	20:CJ:73:GLY:HA3	2.52	0.48
11:CA:1469:U:H5'	30:CT:75:GLY:HA3	1.95	0.48
13:CC:24:LEU:HD22	13:CC:28:PHE:HE1	1.78	0.48
13:CC:98:GLY:HA3	13:CC:132:ASP:OD2	2.13	0.48
16:CF:17:THR:O	16:CF:95:ASN:HB3	2.13	0.48
31:CU:55:TYR:CG	31:CU:56:VAL:N	2.80	0.48
35:CY:151:ASP:OD2	35:CY:155:LEU:HD12	2.12	0.48
1:D0:22:LYS:HD2	10:D9:74:LYS:NZ	2.28	0.48
3:D2:105:VAL:O	3:D2:108:SER:HB2	2.12	0.48
6:D5:75:TYR:CB	6:D5:80:ALA:HB2	2.44	0.48
9:D8:51:GLU:HA	9:D8:54:ILE:HB	1.95	0.48
11:DA:576:U:H5'	11:DA:576:U:H6	1.77	0.48
11:DA:1008:A:H4'	11:DA:1009:U:OP2	2.13	0.48
12:DB:145:ASP:O	12:DB:148:SER:OG	2.28	0.48

Continued on next page...

Continued from previous page...

Atom-1	Atom-2	Interatomic distance (Å)	Clash overlap (Å)
23:DM:82:PRO:HD3	30:DT:40:TRP:CE2	2.48	0.48
31:DU:55:TYR:CE2	31:DU:56:VAL:HG23	2.48	0.48
34:DX:7:THR:HG22	34:DX:8:LEU:O	2.13	0.48
1:A0:60:ILE:HD11	1:A0:70:ILE:HD11	1.95	0.48
2:A1:65:ARG:HH11	17:AG:125:THR:HG21	1.78	0.48
11:AA:11:A:C2'	11:AA:12:U:H5'	2.42	0.48
11:AA:332:A:H2'	11:AA:333:C:H6	1.77	0.48
11:AA:1171:G:C5'	24:AN:39:ARG:NH1	2.76	0.48
12:AB:114:GLU:OE1	15:AE:32:LYS:HG3	2.12	0.48
20:AJ:63:ILE:HG22	20:AJ:65:VAL:HG23	1.94	0.48
20:AJ:69:PRO:O	24:AN:40:ARG:NH1	2.47	0.48
26:AP:77:GLN:HE22	26:AP:142:HIS:HE1	1.60	0.48
11:BA:11:A:C2'	11:BA:12:U:H5'	2.44	0.48
11:BA:62:G:H4'	11:BA:164:U:C5	2.47	0.48
11:BA:772:A:O2'	33:BW:108:LYS:NZ	2.44	0.48
11:BA:1535:A:OP1	30:BT:87:LYS:NZ	2.46	0.48
13:BC:42:VAL:HG22	13:BC:51:ILE:HG12	1.94	0.48
36:BZ:47:VAL:HB	36:BZ:74:ARG:NH1	2.28	0.48
3:C2:22:ARG:HB3	11:CA:376:A:H5''	1.96	0.48
4:C3:194:THR:HB	11:CA:1027:U:O3'	2.13	0.48
5:C4:159:THR:HG23	5:C4:161:TYR:HD2	1.75	0.48
11:CA:680:U:H2'	11:CA:681:G:H8	1.79	0.48
12:CB:187:LYS:HD3	36:CZ:57:ASN:HA	1.94	0.48
15:CE:141:ARG:HB3	15:CE:222:THR:CG2	2.43	0.48
4:D3:45:VAL:HG13	4:D3:63:ILE:HG22	1.95	0.48
5:D4:140:VAL:HG21	5:D4:178:ILE:HG21	1.95	0.48
11:DA:487:C:H3'	11:DA:488:G:N7	2.28	0.48
11:DA:726:U:H5''	11:DA:727:U:OP2	2.13	0.48
11:DA:1213:G:H1'	29:DS:84:HIS:CB	2.43	0.48
11:DA:1440:A:H4'	11:DA:1513:G:H4'	1.94	0.48
13:DC:82:TYR:CD2	13:DC:87:ILE:HD11	2.48	0.48
18:DH:52:VAL:HG22	18:DH:61:VAL:HG22	1.96	0.48
21:DK:91:ASN:N	21:DK:91:ASN:OD1	2.47	0.48
28:DR:255:GLY:H	28:DR:279:LYS:HZ1	1.59	0.48
32:DV:18:GLU:HA	32:DV:71:LEU:HD23	1.94	0.48
6:A5:46:ASP:H	21:AK:113:GLN:CD	2.16	0.48
8:A7:65:TYR:HB3	13:AC:75:PHE:CE1	2.49	0.48
11:AA:2:A:HO2'	11:AA:3:C:P	2.35	0.48
11:AA:235:A:O2'	11:AA:814:A:H5'	2.13	0.48
11:AA:488:G:C8	11:AA:488:G:OP2	2.67	0.48
11:AA:1153:U:N3	11:AA:1157:U:H5	2.07	0.48

Continued on next page...

Continued from previous page...

Atom-1	Atom-2	Interatomic distance (Å)	Clash overlap (Å)
13:AC:121:ALA:O	13:AC:125:ILE:HD12	2.13	0.48
14:AD:62:LEU:HD11	14:AD:68:ARG:HH11	1.72	0.48
14:AD:90:GLU:HB3	14:AD:95:TYR:CD2	2.47	0.48
17:AG:168:LEU:O	17:AG:172:ILE:HG13	2.13	0.48
26:AP:18:ARG:HH21	26:AP:20:GLN:NE2	2.12	0.48
35:AY:32:MET:HE1	35:AY:63:MET:HB2	1.94	0.48
1:B0:60:ILE:HA	1:B0:90:ILE:HB	1.96	0.48
9:B8:63:VAL:HG22	17:BG:97:LEU:HB3	1.96	0.48
11:BA:57:U:O2'	11:BA:443:A:N3	2.42	0.48
11:BA:603:U:H4'	11:BA:604:G:O5'	2.14	0.48
11:BA:1008:A:H4'	11:BA:1009:U:OP2	2.13	0.48
12:BB:121:THR:O	12:BB:143:LEU:HB2	2.14	0.48
14:BD:86:LEU:HD12	14:BD:86:LEU:HA	1.65	0.48
28:BR:190:VAL:HB	28:BR:219:LEU:HD13	1.94	0.48
31:BU:108:TYR:HB3	31:BU:112:ILE:HD12	1.94	0.48
33:BW:202:LYS:HG2	33:BW:208:ASP:OD2	2.13	0.48
3:C2:185:ARG:NH2	11:CA:202:U:O2	2.46	0.48
5:C4:72:LEU:O	5:C4:79:SER:OG	2.28	0.48
11:CA:338:G:OP1	27:CQ:84:ILE:HD11	2.12	0.48
11:CA:444:A:H5'	11:CA:445:U:C5	2.48	0.48
11:CA:512:C:OP1	11:CA:512:C:H4'	2.12	0.48
11:CA:537:A:O2'	34:CX:32:LYS:HE3	2.12	0.48
11:CA:875:C:OP2	11:CA:875:C:H6	1.96	0.48
11:CA:887:U:H5''	11:CA:887:U:C6	2.48	0.48
11:CA:1049:C:O2'	11:CA:1050:C:H5'	2.13	0.48
11:CA:1399:G:N2	20:CJ:72:GLU:HG2	2.26	0.48
14:CD:110:GLN:OE1	14:CD:126:ARG:HD2	2.14	0.48
16:CF:58:ASN:HB3	16:CF:74:ASN:HD21	1.77	0.48
19:CI:12:PHE:HE2	19:CI:14:ARG:HH12	1.62	0.48
28:CR:114:PHE:CD2	28:CR:149:GLY:HA2	2.48	0.48
10:D9:109:VAL:HG21	31:DU:62:LEU:HD23	1.96	0.48
11:DA:531:A:H1'	39:DA:7637:HOH:O	2.11	0.48
11:DA:1384:U:H2'	11:DA:1387:A:OP1	2.13	0.48
11:DA:1464:U:OP2	11:DA:1465:C:H5	1.97	0.48
11:DA:1514:G:H5'	30:DT:90:GLY:CA	2.44	0.48
25:DO:43:ALA:HB1	25:DO:82:CYS:SG	2.54	0.48
26:DP:15:LEU:HD21	33:DW:94:ILE:CG2	2.44	0.48
27:DQ:12:GLN:NE2	27:DQ:60:THR:HG23	2.27	0.48
29:DS:74:ALA:HB3	29:DS:76:GLU:OE2	2.14	0.48
4:A3:143:ALA:O	18:AH:49:GLU:HG3	2.14	0.48
11:AA:887:U:C6	11:AA:887:U:H5''	2.48	0.48

Continued on next page...

Continued from previous page...

Atom-1	Atom-2	Interatomic distance (Å)	Clash overlap (Å)
11:AA:912:A:HO2'	11:AA:913:U:P	2.37	0.48
11:AA:1051:G:O6	39:AA:2198:HOH:O	2.17	0.48
11:AA:1199:G:OP2	31:AU:98:LYS:HD2	2.12	0.48
11:AA:1508:G:HO2'	11:AA:1509:U:P	2.33	0.48
16:AF:58:ASN:HB3	16:AF:74:ASN:HD21	1.78	0.48
35:AY:129:LEU:HG	35:AY:130:PRO:HD2	1.96	0.48
5:B4:149:THR:O	5:B4:151:ALA:N	2.46	0.48
11:BA:721:A:H5''	11:BA:722:A:OP2	2.13	0.48
11:BA:1538:U:H5'	23:BM:39:GLY:H	1.78	0.48
11:BA:1585:U:OP1	17:BG:143:ASN:ND2	2.47	0.48
15:BE:35:ARG:NH1	15:BE:248:LEU:O	2.42	0.48
18:BH:18:GLU:OE2	18:BH:67:GLY:HA2	2.12	0.48
22:BL:77:LYS:HG3	22:BL:78:ASN:N	2.29	0.48
25:BO:97:ALA:O	25:BO:101:ARG:HG2	2.13	0.48
27:BQ:68:LYS:HB2	27:BQ:126:GLN:OE1	2.13	0.48
11:CA:313:G:O4'	11:CA:314:A:H8	1.97	0.48
11:CA:770:G:H2'	11:CA:771:A:H8	1.69	0.48
11:CA:878:A:O2'	11:CA:894:U:H1'	2.13	0.48
11:CA:1008:A:H4'	11:CA:1009:U:OP2	2.14	0.48
11:CA:1319:U:O2	11:CA:1488:A:H2'	2.14	0.48
11:CA:1721:G:C8	11:CA:1721:G:H3'	2.48	0.48
20:CJ:22:THR:HG22	20:CJ:88:ILE:HG12	1.94	0.48
26:CP:107:GLU:O	26:CP:110:ARG:HB2	2.14	0.48
27:CQ:37:ILE:HD11	27:CQ:59:PHE:HE1	1.79	0.48
27:CQ:56:LYS:O	27:CQ:63:LEU:HD22	2.13	0.48
29:CS:42:PHE:CD1	29:CS:46:THR:HG21	2.48	0.48
4:D3:109:LYS:H	4:D3:109:LYS:CE	2.27	0.48
5:D4:46:GLY:HA3	21:DK:47:LEU:CD1	2.44	0.48
11:DA:451:G:OP1	26:DP:102:ARG:NH2	2.47	0.48
11:DA:1183:A:H1'	29:DS:105:LYS:HA	1.96	0.48
11:DA:1236:G:H4'	11:DA:1237:G:OP1	2.12	0.48
16:DF:58:ASN:HB3	16:DF:74:ASN:HD21	1.78	0.48
16:DF:78:ARG:NH1	16:DF:100:GLY:CA	2.76	0.48
31:DU:108:TYR:HB3	31:DU:112:ILE:HD12	1.94	0.48
33:DW:202:LYS:HG2	33:DW:208:ASP:OD2	2.13	0.48
35:DY:70:ARG:HB2	35:DY:101:ILE:HB	1.95	0.48
2:A1:9:ALA:HB1	2:A1:29:VAL:HG11	1.94	0.48
3:A2:179:ARG:HG3	3:A2:179:ARG:HH11	1.78	0.48
9:A8:43:VAL:HG21	23:AM:25:LYS:HB2	1.94	0.48
11:AA:75:C:H5'	35:AY:176:CYS:HB2	1.95	0.48
11:AA:482:A:H5'	26:BP:37:LYS:NZ	2.29	0.48

Continued on next page...

Continued from previous page...

Atom-1	Atom-2	Interatomic distance (Å)	Clash overlap (Å)
11:AA:482:A:C5'	26:BP:37:LYS:NZ	2.76	0.48
11:AA:662:U:H2'	11:AA:663:G:O4'	2.14	0.48
11:AA:1469:U:H5'	30:AT:75:GLY:HA3	1.95	0.48
11:AA:1692:C:N4	39:AA:2228:HOH:O	2.46	0.48
15:AE:234:PRO:HB3	36:AZ:13:MET:HE2	1.96	0.48
23:AM:89:ILE:HA	23:AM:89:ILE:HD13	1.79	0.48
23:AM:92:PHE:O	29:AS:14:ARG:N	2.35	0.48
25:AO:43:ALA:HB1	25:AO:82:CYS:SG	2.54	0.48
3:B2:50:ARG:NH1	11:BA:1649:U:OP2	2.39	0.48
5:B4:69:GLU:OE1	5:B4:88:LYS:HG2	2.14	0.48
9:B8:60:VAL:HA	9:B8:72:LYS:HG3	1.95	0.48
11:BA:560:C:OP2	22:BL:65:SER:HB3	2.13	0.48
11:BA:1007:U:O2'	11:BA:1009:U:H5	1.96	0.48
11:BA:1740:C:H2'	11:BA:1741:A:C8	2.48	0.48
12:BB:169:MET:HG3	12:BB:195:VAL:HG11	1.95	0.48
12:BB:201:LYS:HD2	32:BV:84:TYR:HE2	1.78	0.48
17:BG:49:GLY:HA3	17:BG:51:TYR:CE2	2.49	0.48
11:CA:69:A:H2'	11:CA:70:U:H5''	1.95	0.48
11:CA:485:U:H2'	11:CA:486:A:H5'	1.95	0.48
11:CA:986:G:H5''	39:CA:2160:HOH:O	2.14	0.48
11:CA:1250:G:H2'	11:CA:1251:C:O4'	2.13	0.48
11:CA:1475:G:H2'	11:CA:1476:A:C8	2.48	0.48
11:CA:1621:G:OP1	22:CL:72:ARG:NH2	2.37	0.48
15:CE:107:ASP:OD1	15:CE:111:HIS:HB2	2.14	0.48
30:CT:68:VAL:HG11	30:CT:117:ILE:HG21	1.96	0.48
33:CW:162:LEU:HD13	33:CW:171:ILE:HG21	1.94	0.48
11:DA:1287:U:OP1	11:DA:1300:G:N2	2.47	0.48
11:DA:1329:G:H21	30:DT:137:MET:HE1	1.78	0.48
11:DA:1464:U:OP2	11:DA:1465:C:C5	2.67	0.48
17:DG:168:LEU:O	17:DG:172:ILE:HG13	2.14	0.48
28:DR:186:TYR:HB2	28:DR:198:VAL:HG13	1.96	0.48
4:A3:45:VAL:HG13	4:A3:63:ILE:HG22	1.95	0.48
4:A3:115:ARG:NH1	11:AA:632:U:N3	2.61	0.48
10:A9:72:LYS:HD3	11:AA:1160:G:H5'	1.96	0.48
11:AA:69:A:H2'	11:AA:70:U:H5''	1.94	0.48
11:AA:498:C:H4'	11:AA:499:A:OP1	2.14	0.48
14:AD:90:GLU:HB3	14:AD:95:TYR:CG	2.49	0.48
18:AH:41:MET:HB2	18:AH:47:ILE:HD13	1.96	0.48
28:AR:186:TYR:HB2	28:AR:198:VAL:HG13	1.96	0.48
9:B8:43:VAL:HG21	23:BM:25:LYS:HB2	1.95	0.48
11:BA:762:U:H5	26:BP:6:ARG:NH1	2.12	0.48

Continued on next page...

Continued from previous page...

Atom-1	Atom-2	Interatomic distance (Å)	Clash overlap (Å)
11:BA:1337:C:O2'	30:BT:11:LYS:HG3	2.14	0.48
11:BA:1469:U:H5'	11:BA:1470:C:OP2	2.13	0.48
13:BC:146:LYS:CB	13:BC:151:LYS:HZ2	2.27	0.48
19:BI:8:LEU:HD11	19:BI:23:SER:HB3	1.94	0.48
21:BK:39:ASP:OD1	21:BK:40:THR:N	2.41	0.48
27:BQ:65:ILE:CD1	27:BQ:139:LEU:HD21	2.43	0.48
29:BS:119:LYS:H	29:BS:119:LYS:HG2	1.39	0.48
4:C3:190:LYS:HB3	7:C6:10:TYR:CE1	2.48	0.48
27:CQ:63:LEU:HD21	27:CQ:127:CYS:SG	2.54	0.48
33:CW:107:THR:HG21	33:CW:247:ARG:HA	1.95	0.48
4:D3:197:LYS:N	11:DA:1029:G:OP1	2.46	0.48
11:DA:1246:C:OP2	11:DA:1399:G:OP2	2.31	0.48
11:DA:1404:G:C8	24:DN:40:ARG:HD2	2.49	0.48
11:DA:1538:U:H5'	23:DM:39:GLY:H	1.78	0.48
11:DA:1695:U:H2'	11:DA:1696:U:O4'	2.14	0.48
28:DR:24:VAL:O	28:DR:313:THR:HB	2.14	0.48
30:DT:46:ALA:HB1	30:DT:87:LYS:HB3	1.96	0.48
4:A3:108:HIS:CE1	11:AA:801:C:H5'	2.49	0.48
11:AA:214:U:H5'	11:AA:214:U:H6	1.79	0.48
11:AA:645:C:H2'	11:AA:646:A:C8	2.48	0.48
11:AA:1171:G:H5''	24:AN:39:ARG:HH12	1.78	0.48
11:AA:1721:G:C8	11:AA:1721:G:H3'	2.49	0.48
19:AI:9:VAL:HG23	19:AI:98:TYR:HE2	1.79	0.48
24:AN:34:GLU:O	24:AN:34:GLU:HG3	2.14	0.48
3:B2:105:VAL:O	3:B2:108:SER:HB2	2.13	0.48
3:B2:179:ARG:HG3	3:B2:179:ARG:HH11	1.79	0.48
5:B4:148:LYS:HZ2	5:B4:158:SER:HB3	1.79	0.48
11:BA:2:A:C2	11:BA:361:A:H1'	2.49	0.48
11:BA:210:A:OP2	11:BA:210:A:H8	1.94	0.48
11:BA:771:A:H4'	11:BA:772:A:OP2	2.13	0.48
11:BA:1464:U:OP2	11:BA:1465:C:C5	2.67	0.48
13:BC:98:GLY:HA3	13:BC:132:ASP:OD2	2.14	0.48
18:BH:112:THR:HB	18:BH:115:GLU:HG3	1.95	0.48
25:BO:102:LYS:O	25:BO:105:GLU:HG2	2.14	0.48
28:BR:114:PHE:CD2	28:BR:149:GLY:HA2	2.48	0.48
28:BR:163:ASP:HB3	28:BR:164:TRP:H	1.60	0.48
5:C4:69:GLU:OE1	5:C4:88:LYS:HG2	2.14	0.48
10:C9:130:ASP:OD1	10:C9:130:ASP:N	2.46	0.48
11:CA:137:G:H2'	11:CA:138:G:C8	2.49	0.48
11:CA:283:A:H2'	11:CA:284:U:H6	1.78	0.48
11:CA:1245:G:HO2'	11:CA:1246:C:P	2.36	0.48

Continued on next page...

Continued from previous page...

Atom-1	Atom-2	Interatomic distance (Å)	Clash overlap (Å)
11:CA:1313:G:H22	11:CA:1354:A:H2	1.61	0.48
12:CB:56:ALA:O	12:CB:60:ILE:HG13	2.14	0.48
24:CN:34:GLU:HG3	24:CN:34:GLU:O	2.13	0.48
28:CR:186:TYR:HB2	28:CR:198:VAL:HG13	1.96	0.48
29:CS:36:ASP:N	29:CS:36:ASP:OD1	2.47	0.48
5:D4:128:VAL:HG22	5:D4:175:ASN:ND2	2.29	0.48
8:D7:47:ARG:HH11	8:D7:47:ARG:HG3	1.78	0.48
11:DA:1454:A:H4'	19:DI:73:GLY:O	2.13	0.48
11:DA:1740:C:H2'	11:DA:1741:A:C8	2.49	0.48
13:DC:15:VAL:HG11	24:DN:35:MET:HB3	1.95	0.48
13:DC:215:ILE:HG13	32:DV:15:SER:HB3	1.95	0.48
28:DR:92:ILE:HD11	28:DR:124:VAL:HB	1.95	0.48
28:DR:176:SER:HB2	28:DR:179:LYS:HG2	1.96	0.48
5:A4:37:PRO:HG3	5:A4:101:THR:O	2.13	0.48
10:A9:106:ASN:HD22	10:A9:108:LYS:HE2	1.78	0.48
11:AA:655:C:OP2	11:AA:655:C:O4'	2.31	0.48
11:AA:726:U:H5''	11:AA:727:U:OP2	2.14	0.48
11:AA:973:A:H2'	11:AA:974:C:O4'	2.12	0.48
15:AE:55:ILE:HG23	15:AE:60:ILE:HD12	1.94	0.48
15:AE:65:TYR:CD2	15:AE:77:LEU:HB2	2.49	0.48
28:AR:86:GLN:HB3	28:AR:130:ASN:HD21	1.79	0.48
29:AS:46:THR:O	29:AS:50:VAL:HG23	2.13	0.48
33:AW:36:HIS:CD2	33:AW:87:GLY:HA3	2.48	0.48
11:BA:238:G:O2'	11:BA:239:A:P	2.72	0.48
11:BA:531:A:H5''	11:BA:536:C:H41	1.79	0.48
11:BA:1246:C:O2'	11:BA:1247:A:P	2.72	0.48
11:BA:1506:G:O2'	11:BA:1507:U:P	2.71	0.48
19:BI:57:LEU:HD23	19:BI:110:GLN:HG2	1.96	0.48
28:BR:86:GLN:HB3	28:BR:130:ASN:HD21	1.79	0.48
28:BR:161:HIS:H	28:BR:161:HIS:CD2	2.31	0.48
36:BZ:30:ARG:O	36:BZ:39:ILE:HG12	2.14	0.48
11:CA:603:U:H4'	11:CA:604:G:O5'	2.13	0.48
11:CA:1098:A:H5''	11:CA:1099:G:OP2	2.14	0.48
11:CA:1740:C:H2'	11:CA:1741:A:C8	2.49	0.48
12:CB:201:LYS:NZ	32:CV:82:LEU:HD22	2.29	0.48
17:CG:157:ALA:HB2	17:CG:167:THR:OG1	2.14	0.48
20:CJ:42:ALA:HB1	20:CJ:48:VAL:HG11	1.96	0.48
25:CO:43:ALA:HB1	25:CO:82:CYS:SG	2.54	0.48
26:CP:18:ARG:NE	26:CP:20:GLN:HE21	2.12	0.48
3:D2:179:ARG:HG3	3:D2:179:ARG:HH11	1.79	0.48
10:D9:92:HIS:NE2	11:DA:1201:G:C5	2.82	0.48

Continued on next page...

Continued from previous page...

Atom-1	Atom-2	Interatomic distance (Å)	Clash overlap (Å)
11:DA:137:G:H2'	11:DA:138:G:C8	2.49	0.48
11:DA:211:U:H3	11:DA:238:G:H22	1.61	0.48
11:DA:629:A:OP1	39:DA:7830:HOH:O	2.18	0.48
11:DA:650:C:H2'	11:DA:651:G:O4'	2.13	0.48
11:DA:679:U:H4'	11:DA:680:U:OP1	2.14	0.48
11:DA:1451:C:H4'	11:DA:1452:G:OP1	2.14	0.48
15:DE:46:ASP:HA	15:DE:49:PHE:HD2	1.79	0.48
32:DV:25:THR:HG22	32:DV:27:ASP:H	1.79	0.48
6:A5:75:TYR:CB	6:A5:80:ALA:HB2	2.44	0.47
11:AA:896:U:H2'	11:AA:897:A:H8	1.79	0.47
19:AI:129:LYS:HE3	19:AI:133:GLY:O	2.14	0.47
23:AM:66:CYS:HA	23:AM:69:ILE:HD12	1.96	0.47
28:AR:240:TRP:HB3	28:AR:245:LEU:HD21	1.96	0.47
35:AY:70:ARG:HB2	35:AY:101:ILE:HB	1.96	0.47
35:AY:98:ARG:HD2	35:AY:99:GLY:N	2.29	0.47
4:B3:174:TYR:CE2	4:B3:180:ARG:HB2	2.49	0.47
5:B4:38:ILE:HA	5:B4:240:HIS:NE2	2.29	0.47
11:BA:331:U:H2'	11:BA:332:A:H8	1.78	0.47
11:BA:1256:C:H4'	11:BA:1257:U:OP1	2.13	0.47
11:BA:1406:G:O2'	11:BA:1407:A:OP2	2.31	0.47
18:BH:111:LEU:HB3	18:BH:115:GLU:HB2	1.96	0.47
19:BI:9:VAL:HG23	19:BI:98:TYR:HE2	1.79	0.47
1:C0:60:ILE:HA	1:C0:90:ILE:HB	1.96	0.47
5:C4:140:VAL:HG21	5:C4:178:ILE:HG21	1.95	0.47
6:C5:82:HIS:ND1	11:CA:1719:A:N1	2.61	0.47
9:C8:41:HIS:HB3	9:C8:76:ASN:N	2.29	0.47
10:C9:101:TYR:OH	31:CU:37:GLU:HG3	2.13	0.47
11:CA:2:A:H1'	11:CA:3:C:OP2	2.14	0.47
11:CA:221:A:C6	11:CA:222:U:H1'	2.49	0.47
11:CA:231:U:H5''	11:CA:232:G:OP2	2.14	0.47
11:CA:738:A:H4'	11:CA:739:A:OP2	2.14	0.47
12:CB:12:ARG:HD3	12:CB:172:TRP:HZ3	1.78	0.47
12:CB:186:SER:HB3	12:CB:189:GLU:HB3	1.95	0.47
13:CC:121:ALA:O	13:CC:125:ILE:HD12	2.14	0.47
19:CI:26:PRO:HA	19:CI:65:LEU:HD23	1.96	0.47
23:CM:45:ILE:O	23:CM:49:VAL:HG23	2.14	0.47
23:CM:122:HIS:HE1	29:CS:128:TYR:OH	1.97	0.47
4:D3:190:LYS:HB3	7:D6:10:TYR:CE1	2.48	0.47
5:D4:86:LYS:HB2	5:D4:107:ASP:HB3	1.95	0.47
11:DA:466:A:H4'	14:DD:130:ARG:NH1	2.28	0.47
11:DA:512:C:H4'	11:DA:512:C:OP1	2.13	0.47

Continued on next page...

Continued from previous page...

Atom-1	Atom-2	Interatomic distance (Å)	Clash overlap (Å)
11:DA:894:U:C4	21:DK:55:ARG:NH2	2.82	0.47
11:DA:1122:G:H1'	11:DA:1718:A:N3	2.28	0.47
11:DA:1246:C:O2'	11:DA:1247:A:P	2.72	0.47
12:DB:169:MET:HG3	12:DB:195:VAL:HG11	1.94	0.47
14:DD:81:PHE:CE1	14:DD:88:GLU:HA	2.49	0.47
32:DV:35:LEU:HD13	32:DV:47:ARG:HG3	1.96	0.47
11:AA:1200:G:C8	31:AU:76:ARG:NH1	2.82	0.47
11:AA:1326:C:H5'	11:AA:1327:U:OP2	2.12	0.47
13:AC:146:LYS:CD	13:AC:151:LYS:HZ2	2.22	0.47
16:AF:66:GLU:HG3	16:AF:66:GLU:O	2.13	0.47
18:AH:111:LEU:HB3	18:AH:115:GLU:HB2	1.95	0.47
21:AK:91:ASN:OD1	21:AK:91:ASN:N	2.46	0.47
4:B3:65:VAL:HG13	4:B3:69:SER:HB2	1.96	0.47
5:B4:31:TRP:CZ2	21:BK:17:GLY:HA2	2.49	0.47
5:B4:148:LYS:HE2	5:B4:152:GLY:H	1.79	0.47
8:B7:52:ARG:HB2	8:B7:54:PHE:CE2	2.49	0.47
11:BA:135:A:N6	35:BY:191:LYS:HB2	2.29	0.47
11:BA:407:A:H5'	11:BA:408:C:H5	1.79	0.47
11:BA:467:A:H5'	11:BA:467:A:H8	1.78	0.47
11:BA:840:A:O2'	11:BA:841:A:O5'	2.27	0.47
11:BA:1124:A:H4'	11:BA:1719:A:C5	2.49	0.47
11:BA:1176:A:H5'	11:BA:1176:A:C8	2.49	0.47
11:BA:1447:C:H5''	30:BT:48:GLU:OE2	2.14	0.47
13:BC:105:VAL:HG21	13:BC:174:ALA:HB3	1.97	0.47
14:BD:149:ARG:CG	14:BD:152:SER:HB2	2.43	0.47
15:BE:184:ILE:H	15:BE:184:ILE:HD12	1.78	0.47
17:BG:66:ARG:NH2	17:BG:143:ASN:HD21	2.12	0.47
18:BH:12:LYS:HB2	18:BH:12:LYS:HE3	1.47	0.47
28:BR:140:ARG:HH11	28:BR:162:SER:HA	1.79	0.47
1:C0:60:ILE:HD11	1:C0:70:ILE:HD11	1.96	0.47
11:CA:4:C:OP2	15:CE:201:SER:OG	2.30	0.47
11:CA:576:U:H6	11:CA:576:U:H5'	1.78	0.47
11:CA:879:G:C6	11:CA:880:G:C6	3.02	0.47
12:CB:147:ASP:OD2	12:CB:162:ARG:NH2	2.45	0.47
20:CJ:22:THR:OG1	20:CJ:113:GLU:HB2	2.14	0.47
32:CV:35:LEU:HD13	32:CV:47:ARG:HG3	1.97	0.47
35:CY:142:LYS:HE3	35:CY:156:ILE:HD11	1.96	0.47
11:DA:879:G:H22	21:DK:68:GLU:CD	2.17	0.47
11:DA:1480:U:HO2'	11:DA:1481:A:P	2.37	0.47
11:DA:1513:G:H2'	11:DA:1514:G:H1'	1.96	0.47
13:DC:85:ASP:N	13:DC:85:ASP:OD1	2.45	0.47

Continued on next page...

Continued from previous page...

Atom-1	Atom-2	Interatomic distance (Å)	Clash overlap (Å)
13:DC:178:VAL:HG23	13:DC:185:MET:HB3	1.96	0.47
13:DC:193:LEU:HB3	13:DC:204:GLY:HA2	1.96	0.47
29:DS:101:VAL:HB	29:DS:125:ALA:HB2	1.95	0.47
29:DS:119:LYS:H	29:DS:119:LYS:HG2	1.39	0.47
36:DZ:9:ARG:HH22	36:DZ:33:ASP:HA	1.80	0.47
4:A3:36:SER:O	4:A3:40:ILE:HG13	2.14	0.47
8:A7:17:LEU:HD12	8:A7:89:PRO:HG3	1.94	0.47
11:AA:1357:G:OP1	32:AV:32:LYS:NZ	2.44	0.47
14:AD:149:ARG:CG	14:AD:152:SER:HB2	2.43	0.47
17:AG:107:PHE:HD1	17:AG:172:ILE:HD13	1.78	0.47
5:B4:86:LYS:HB2	5:B4:107:ASP:HB3	1.96	0.47
9:B8:46:GLU:CG	23:BM:8:GLU:HB2	2.44	0.47
10:B9:104:GLU:HG2	10:B9:105:ASN:H	1.80	0.47
11:BA:137:G:H2'	11:BA:138:G:C8	2.49	0.47
11:BA:977:U:H2'	11:BA:978:C:O4'	2.13	0.47
11:BA:1473:G:P	30:BT:102:LYS:NZ	2.86	0.47
12:BB:147:ASP:OD2	12:BB:162:ARG:NH2	2.47	0.47
15:BE:37:VAL:HG21	15:BE:60:ILE:HG23	1.95	0.47
16:BF:17:THR:O	16:BF:95:ASN:HB3	2.14	0.47
25:BO:43:ALA:HB1	25:BO:82:CYS:SG	2.54	0.47
26:BP:18:ARG:HH21	26:BP:20:GLN:NE2	2.12	0.47
33:BW:160:ASP:CG	33:BW:176:HIS:HB3	2.34	0.47
5:C4:86:LYS:HB2	5:C4:107:ASP:HB3	1.96	0.47
11:CA:15:U:H2'	11:CA:16:G:O4'	2.13	0.47
11:CA:466:A:H4'	14:CD:130:ARG:NH1	2.28	0.47
11:CA:575:U:H5''	11:CA:576:U:OP2	2.13	0.47
11:CA:1513:G:H2'	11:CA:1514:G:H1'	1.96	0.47
14:CD:37:LYS:HG3	14:CD:38:ASN:CB	2.45	0.47
20:CJ:54:VAL:HB	20:CJ:88:ILE:HB	1.96	0.47
28:CR:330:ASP:OD2	28:CR:334:ARG:NH2	2.46	0.47
3:D2:67:ARG:O	3:D2:68:LEU:HD23	2.14	0.47
5:D4:100:LYS:HD3	5:D4:238:TYR:CE2	2.48	0.47
11:DA:494:A:H4'	11:DA:494:A:OP1	2.11	0.47
17:DG:106:VAL:HG12	17:DG:172:ILE:HG22	1.96	0.47
20:DJ:63:ILE:HG22	20:DJ:65:VAL:HG23	1.96	0.47
28:DR:98:LYS:HG2	28:DR:119:SER:O	2.14	0.47
1:A0:60:ILE:HA	1:A0:90:ILE:HB	1.96	0.47
2:A1:58:MET:HB2	2:A1:59:GLU:OE2	2.15	0.47
3:A2:22:ARG:HB3	11:AA:376:A:H5''	1.97	0.47
5:A4:149:THR:O	5:A4:151:ALA:N	2.47	0.47
11:AA:136:U:P	35:AY:139:ASN:HD21	2.36	0.47

Continued on next page...

Continued from previous page...

Atom-1	Atom-2	Interatomic distance (Å)	Clash overlap (Å)
11:AA:338:G:OP1	27:AQ:84:ILE:HD11	2.15	0.47
11:AA:931:A:P	25:AO:96:LYS:HZ2	2.36	0.47
11:AA:1287:U:OP1	11:AA:1300:G:N2	2.47	0.47
11:AA:1359:C:O2'	32:AV:52:GLY:HA3	2.15	0.47
11:AA:1513:G:H2'	11:AA:1514:G:H1'	1.95	0.47
14:AD:32:GLY:HA3	34:AX:41:TYR:CD1	2.48	0.47
15:AE:227:THR:HB	15:AE:228:PRO:HD2	1.96	0.47
18:AH:18:GLU:OE2	18:AH:67:GLY:HA2	2.14	0.47
23:AM:15:HIS:NE2	23:AM:66:CYS:SG	2.87	0.47
25:AO:101:ARG:HH12	25:AO:145:ALA:HA	1.78	0.47
11:BA:89:A:C6	11:BA:389:G:C6	3.02	0.47
11:BA:283:A:H2'	11:BA:284:U:H6	1.79	0.47
11:BA:444:A:H5'	11:BA:445:U:C5	2.49	0.47
11:BA:896:U:H2'	11:BA:897:A:H8	1.80	0.47
11:BA:1383:G:O2'	11:BA:1384:U:OP2	2.25	0.47
13:BC:121:ALA:O	13:BC:125:ILE:HD12	2.15	0.47
15:BE:45:LEU:HD12	15:BE:48:ILE:HD12	1.96	0.47
19:BI:26:PRO:HA	19:BI:65:LEU:HD23	1.96	0.47
21:BK:147:ARG:NH1	21:BK:150:ARG:NH2	2.61	0.47
26:BP:15:LEU:HD12	33:BW:54:TYR:HB3	1.97	0.47
33:BW:31:PRO:HG2	33:BW:38:LEU:HG	1.97	0.47
3:C2:21:HIS:CE1	11:CA:101:A:O2'	2.68	0.47
10:C9:128:HIS:HB2	10:C9:131:ARG:HG3	1.97	0.47
11:CA:235:A:HO2'	11:CA:814:A:H5'	1.79	0.47
11:CA:238:G:O2'	11:CA:239:A:P	2.71	0.47
11:CA:1171:G:H5''	24:CN:39:ARG:HH12	1.78	0.47
11:CA:1664:A:C5	11:CA:1665:U:H1'	2.49	0.47
12:CB:54:LYS:HB2	36:CZ:95:ILE:HD13	1.95	0.47
12:CB:161:ASN:O	12:CB:167:ILE:HD11	2.13	0.47
17:CG:117:ARG:O	17:CG:136:VAL:N	2.38	0.47
17:CG:168:LEU:O	17:CG:172:ILE:HG13	2.14	0.47
19:CI:9:VAL:HG23	19:CI:98:TYR:HE2	1.79	0.47
19:CI:74:SER:OG	19:CI:75:GLY:N	2.46	0.47
21:CK:76:GLN:O	21:CK:79:ILE:HG13	2.14	0.47
22:CL:35:GLY:HA2	22:CL:38:TRP:HD1	1.78	0.47
27:CQ:68:LYS:HB2	27:CQ:126:GLN:OE1	2.15	0.47
33:CW:160:ASP:CG	33:CW:176:HIS:HB3	2.35	0.47
5:D4:149:THR:O	5:D4:151:ALA:N	2.47	0.47
10:D9:143:ILE:HG23	10:D9:144:ASP:N	2.29	0.47
11:DA:90:U:O2'	33:DW:8:HIS:HD2	1.97	0.47
11:DA:1007:U:O2'	11:DA:1009:U:H5	1.98	0.47

Continued on next page...

Continued from previous page...

Atom-1	Atom-2	Interatomic distance (Å)	Clash overlap (Å)
12:DB:12:ARG:HD3	12:DB:172:TRP:HZ3	1.78	0.47
12:DB:53:ILE:HG23	12:DB:174:ILE:HG13	1.96	0.47
14:DD:90:GLU:HB3	14:DD:95:TYR:CD2	2.49	0.47
15:DE:45:LEU:HD12	15:DE:48:ILE:HD12	1.96	0.47
25:DO:102:LYS:O	25:DO:105:GLU:HG2	2.15	0.47
4:A3:65:VAL:HG13	4:A3:69:SER:HB2	1.97	0.47
9:A8:41:HIS:HB3	9:A8:76:ASN:N	2.29	0.47
11:AA:282:A:H2'	11:AA:283:A:C8	2.49	0.47
11:AA:283:A:H2'	11:AA:284:U:H6	1.78	0.47
11:AA:292:G:H2'	11:AA:293:U:O4'	2.15	0.47
11:AA:507:G:HO2'	11:AA:508:A:P	2.36	0.47
11:AA:1176:A:H5'	11:AA:1176:A:C8	2.50	0.47
11:AA:1246:C:OP2	11:AA:1399:G:OP2	2.31	0.47
11:AA:1250:G:H2'	11:AA:1251:C:O4'	2.14	0.47
12:AB:152:TYR:CZ	36:AZ:75:SER:HB2	2.49	0.47
17:AG:106:VAL:HG12	17:AG:172:ILE:HG22	1.97	0.47
20:AJ:37:GLU:O	20:AJ:41:ARG:HB2	2.15	0.47
23:AM:45:ILE:O	23:AM:49:VAL:HG23	2.14	0.47
1:B0:60:ILE:HD11	1:B0:70:ILE:HD11	1.97	0.47
3:B2:36:THR:HB	3:B2:65:ALA:O	2.14	0.47
6:B5:99:PRO:CD	6:B5:100:PRO:HD3	2.44	0.47
11:BA:229:A:C5	11:BA:230:A:N6	2.83	0.47
11:BA:1281:G:H5'	11:BA:1282:U:OP2	2.14	0.47
12:BB:56:ALA:O	12:BB:60:ILE:HG13	2.14	0.47
15:BE:107:ASP:OD1	15:BE:111:HIS:HB2	2.14	0.47
18:BH:10:CYS:HA	18:BH:27:LEU:HD11	1.95	0.47
25:BO:18:LEU:HD23	25:BO:18:LEU:HA	1.66	0.47
27:BQ:39:LEU:HD23	27:BQ:39:LEU:HA	1.66	0.47
30:BT:99:CYS:SG	30:BT:100:HIS:N	2.88	0.47
31:BU:83:LEU:HD11	31:BU:103:LEU:HD21	1.96	0.47
3:C2:67:ARG:O	3:C2:68:LEU:HD23	2.14	0.47
6:C5:17:HIS:HE1	11:CA:1742:G:OP1	1.96	0.47
11:CA:227:G:H21	11:CA:229:A:H8	1.61	0.47
11:CA:531:A:H5''	11:CA:536:C:H41	1.79	0.47
11:CA:679:U:H3	11:CA:722:A:N6	2.04	0.47
11:CA:1168:A:HO2'	11:CA:1169:C:P	2.36	0.47
11:CA:1575:U:H2'	11:CA:1576:U:C6	2.50	0.47
13:CC:178:VAL:HG23	13:CC:185:MET:HB3	1.96	0.47
14:CD:38:ASN:ND2	14:CD:40:ARG:NH1	2.57	0.47
16:CF:66:GLU:O	16:CF:66:GLU:HG3	2.14	0.47
19:CI:62:PHE:CE2	19:CI:91:ILE:HD11	2.50	0.47

Continued on next page...

Continued from previous page...

Atom-1	Atom-2	Interatomic distance (Å)	Clash overlap (Å)
25:CO:4:MET:SD	25:CO:126:ARG:NH1	2.87	0.47
31:CU:55:TYR:CE2	31:CU:56:VAL:HG23	2.48	0.47
32:CV:25:THR:HG22	32:CV:27:ASP:H	1.79	0.47
1:D0:33:GLU:HG2	1:D0:52:ASP:HB2	1.95	0.47
11:DA:181:G:H5'	11:DA:181:G:H8	1.79	0.47
11:DA:1176:A:C8	11:DA:1176:A:H5'	2.50	0.47
11:DA:1212:U:H2'	11:DA:1214:A:OP2	2.12	0.47
22:DL:35:GLY:HA2	22:DL:38:TRP:HD1	1.79	0.47
28:DR:20:HIS:HE1	28:DR:50:THR:HG22	1.78	0.47
33:DW:107:THR:HG21	33:DW:247:ARG:HA	1.96	0.47
35:DY:32:MET:HE1	35:DY:63:MET:HB2	1.97	0.47
6:A5:99:PRO:CD	6:A5:100:PRO:HD3	2.44	0.47
11:AA:1358:A:HO2'	11:AA:1382:A:H2	1.62	0.47
11:AA:1494:U:O2'	11:AA:1495:U:P	2.72	0.47
15:AE:150:ALA:H	15:AE:175:ARG:HH22	1.60	0.47
19:AI:57:LEU:HD23	19:AI:110:GLN:HG2	1.97	0.47
27:AQ:65:ILE:CD1	27:AQ:139:LEU:HD21	2.44	0.47
29:AS:36:ASP:N	29:AS:36:ASP:OD1	2.47	0.47
30:AT:108:LEU:HB3	30:AT:130:ARG:HD2	1.96	0.47
33:AW:194:VAL:HG21	33:AW:240:LEU:HD13	1.97	0.47
4:B3:62:LEU:HD11	4:B3:95:THR:OG1	2.14	0.47
7:B6:34:LYS:HZ1	7:B6:78:LYS:HE3	1.78	0.47
7:B6:65:THR:HG23	11:BA:850:G:O2'	2.14	0.47
11:BA:181:G:H5'	11:BA:181:G:H8	1.80	0.47
11:BA:270:U:H5'	11:BA:271:U:C6	2.49	0.47
11:BA:606:U:OP2	22:BL:5:LYS:NZ	2.47	0.47
11:BA:729:U:H1'	27:BQ:157:PHE:O	2.15	0.47
16:BF:78:ARG:NH1	16:BF:100:GLY:CA	2.77	0.47
28:BR:102:LEU:O	28:BR:111:TYR:N	2.32	0.47
28:BR:186:TYR:HB2	28:BR:198:VAL:HG13	1.96	0.47
28:BR:297:GLU:OE1	28:BR:297:GLU:N	2.38	0.47
3:C2:111:GLU:OE2	3:C2:171:ARG:NH2	2.47	0.47
6:C5:99:PRO:CD	6:C5:100:PRO:HD3	2.44	0.47
11:CA:530:G:N7	14:CD:171:ARG:HD2	2.29	0.47
11:CA:1027:U:H2'	11:CA:1028:G:C8	2.49	0.47
11:CA:1173:G:O5'	39:CA:2223:HOH:O	2.21	0.47
11:CA:1287:U:OP1	11:CA:1300:G:N2	2.47	0.47
39:CA:2376:HOH:O	26:CP:86:ASN:HB2	2.14	0.47
28:CR:235:LYS:HE2	28:CR:256:SER:H	1.80	0.47
7:D6:34:LYS:HZ1	7:D6:78:LYS:HE3	1.80	0.47
8:D7:17:LEU:HD12	8:D7:89:PRO:HG3	1.96	0.47

Continued on next page...

Continued from previous page...

Atom-1	Atom-2	Interatomic distance (Å)	Clash overlap (Å)
11:DA:338:G:OP1	27:DQ:84:ILE:HD11	2.14	0.47
11:DA:444:A:H5'	11:DA:445:U:C5	2.50	0.47
11:DA:892:G:O2'	11:DA:893:A:C8	2.66	0.47
11:DA:1007:U:O2'	11:DA:1009:U:C5	2.67	0.47
11:DA:1509:U:OP2	11:DA:1509:U:C4'	2.62	0.47
14:DD:37:LYS:HG3	14:DD:38:ASN:CB	2.45	0.47
21:DK:147:ARG:NH1	21:DK:150:ARG:NH2	2.61	0.47
23:DM:66:CYS:HA	23:DM:69:ILE:HD12	1.96	0.47
23:DM:69:ILE:O	23:DM:73:ILE:HG12	2.15	0.47
24:DN:34:GLU:HG3	24:DN:34:GLU:O	2.14	0.47
28:DR:299:ILE:HD12	28:DR:330:ASP:HB2	1.96	0.47
30:DT:68:VAL:HG11	30:DT:117:ILE:HG21	1.96	0.47
32:DV:24:LEU:HD13	32:DV:58:MET:HE1	1.96	0.47
3:A2:78:GLU:OE2	27:AQ:20:LYS:HE2	2.14	0.47
3:A2:146:HIS:HE1	11:AA:181:G:C4	2.33	0.47
4:A3:101:GLU:HB2	4:A3:113:ARG:HG3	1.95	0.47
6:A5:82:HIS:ND1	11:AA:1719:A:N1	2.57	0.47
8:A7:48:SER:HB2	11:AA:1192:C:OP1	2.14	0.47
9:A8:51:GLU:HA	9:A8:54:ILE:HB	1.96	0.47
11:AA:137:G:H2'	11:AA:138:G:C8	2.50	0.47
11:AA:295:U:OP1	27:AQ:135:ARG:HD3	2.15	0.47
11:AA:416:C:HO2'	11:AA:417:A:P	2.38	0.47
11:AA:1431:A:H3'	11:AA:1431:A:H8	1.80	0.47
11:AA:1501:C:P	17:AG:86:LYS:HE2	2.55	0.47
14:AD:80:MET:HB3	14:AD:86:LEU:HB2	1.95	0.47
14:AD:81:PHE:CE1	14:AD:88:GLU:HA	2.49	0.47
20:AJ:54:VAL:HB	20:AJ:88:ILE:HB	1.97	0.47
23:AM:89:ILE:HG22	23:AM:90:ASN:N	2.30	0.47
23:AM:122:HIS:HE1	29:AS:128:TYR:OH	1.98	0.47
28:AR:235:LYS:HE2	28:AR:256:SER:H	1.79	0.47
32:AV:106:LEU:O	32:AV:110:GLY:N	2.48	0.47
4:B3:36:SER:O	4:B3:40:ILE:HG13	2.14	0.47
6:B5:75:TYR:CB	6:B5:80:ALA:HB2	2.45	0.47
10:B9:94:LYS:HA	11:BA:1201:G:OP2	2.14	0.47
10:B9:128:HIS:HB2	10:B9:131:ARG:HG3	1.96	0.47
11:BA:282:A:H2'	11:BA:283:A:C8	2.50	0.47
11:BA:292:G:H2'	11:BA:293:U:O4'	2.14	0.47
11:BA:1098:A:H5''	11:BA:1099:G:OP2	2.14	0.47
11:BA:1292:U:O2	11:BA:1294:A:H5'	2.15	0.47
11:BA:1488:A:O2'	11:BA:1489:U:O5'	2.32	0.47
11:BA:1531:G:C8	23:BM:134:ARG:HB3	2.49	0.47

Continued on next page...

Continued from previous page...

Atom-1	Atom-2	Interatomic distance (Å)	Clash overlap (Å)
11:BA:1568:C:P	24:BN:18:LYS:NZ	2.88	0.47
11:BA:1575:U:H2'	11:BA:1576:U:C6	2.50	0.47
11:BA:1721:G:H4'	11:BA:1722:U:H5''	1.97	0.47
13:BC:193:LEU:HB3	13:BC:204:GLY:HA2	1.97	0.47
14:BD:81:PHE:CE1	14:BD:88:GLU:HA	2.48	0.47
20:BJ:63:ILE:HG22	20:BJ:65:VAL:HG23	1.97	0.47
21:BK:21:VAL:HG12	21:BK:22:GLY:H	1.79	0.47
28:BR:15:GLY:CA	28:BR:65:PHE:HB2	2.44	0.47
28:BR:176:SER:HB2	28:BR:179:LYS:HG2	1.96	0.47
35:BY:116:LYS:NZ	35:BY:125:THR:OG1	2.47	0.47
7:C6:29:TYR:H	7:C6:46:SER:HB3	1.80	0.47
8:C7:17:LEU:HD12	8:C7:89:PRO:HG3	1.96	0.47
11:CA:1272:A:H5''	11:CA:1273:U:OP2	2.15	0.47
11:CA:1527:A:H5''	11:CA:1528:A:OP2	2.14	0.47
12:CB:169:MET:HG3	12:CB:195:VAL:HG11	1.96	0.47
13:CC:146:LYS:HB2	13:CC:151:LYS:HZ1	1.80	0.47
14:CD:81:PHE:CE1	14:CD:88:GLU:HA	2.50	0.47
15:CE:234:PRO:HB3	36:CZ:13:MET:HE2	1.97	0.47
18:CH:52:VAL:HG22	18:CH:61:VAL:HG22	1.97	0.47
23:CM:66:CYS:HA	23:CM:69:ILE:HD12	1.97	0.47
27:CQ:12:GLN:NE2	27:CQ:60:THR:HG23	2.28	0.47
27:CQ:58:PRO:HA	27:CQ:63:LEU:HB3	1.96	0.47
29:CS:119:LYS:H	29:CS:119:LYS:HG2	1.40	0.47
35:CY:213:GLU:O	35:CY:216:LEU:HB2	2.14	0.47
7:D6:45:PHE:CG	25:DO:57:ARG:HD3	2.50	0.47
11:DA:282:A:H2'	11:DA:283:A:C8	2.49	0.47
11:DA:398:A:O2'	11:DA:1642:A:N3	2.39	0.47
11:DA:416:C:HO2'	11:DA:417:A:P	2.37	0.47
11:DA:677:G:N2	11:DA:725:A:H1'	2.29	0.47
11:DA:896:U:H2'	11:DA:897:A:H8	1.79	0.47
11:DA:1166:A:OP2	20:DJ:73:GLY:CA	2.52	0.47
11:DA:1190:G:C5	11:DA:1415:A:C2	3.02	0.47
11:DA:1246:C:O2'	11:DA:1247:A:OP2	2.26	0.47
11:DA:1423:U:O2'	29:DS:84:HIS:HD2	1.98	0.47
11:DA:1605:A:H4'	11:DA:1606:C:O5'	2.15	0.47
11:DA:1664:A:C5	11:DA:1665:U:H1'	2.50	0.47
13:DC:98:GLY:HA3	13:DC:132:ASP:OD2	2.14	0.47
13:DC:118:VAL:HG21	13:DC:145:LEU:HD21	1.97	0.47
13:DC:228:ARG:H	13:DC:228:ARG:HG2	1.47	0.47
14:DD:90:GLU:HB3	14:DD:95:TYR:CG	2.50	0.47
15:DE:58:PRO:HG3	15:DE:131:THR:HG23	1.97	0.47

Continued on next page...

Continued from previous page...

Atom-1	Atom-2	Interatomic distance (Å)	Clash overlap (Å)
15:DE:231:TRP:HB3	18:DH:68:ARG:NH2	2.30	0.47
17:DG:107:PHE:HD1	17:DG:172:ILE:HD13	1.80	0.47
21:DK:21:VAL:HG12	21:DK:22:GLY:H	1.80	0.47
27:DQ:63:LEU:HD21	27:DQ:127:CYS:SG	2.55	0.47
28:DR:114:PHE:CD2	28:DR:149:GLY:HA2	2.49	0.47
33:DW:162:LEU:HD13	33:DW:171:ILE:HG21	1.97	0.47
35:DY:213:GLU:O	35:DY:216:LEU:HB2	2.14	0.47
3:A2:25:ARG:NH2	11:AA:377:G:OP2	2.48	0.47
3:A2:36:THR:HB	3:A2:65:ALA:O	2.15	0.47
11:AA:59:C:H5'	11:AA:447:C:N4	2.30	0.47
11:AA:327:G:C4	11:AA:329:A:C8	3.03	0.47
11:AA:1083:G:O2'	11:AA:1705:A:H5''	2.14	0.47
11:AA:1351:U:H1'	11:AA:1488:A:N6	2.29	0.47
13:AC:35:ALA:HB1	13:AC:57:LYS:HB2	1.96	0.47
14:AD:37:LYS:HG3	14:AD:38:ASN:CB	2.45	0.47
19:AI:111:LEU:HD22	19:AI:118:LEU:HD12	1.96	0.47
21:AK:21:VAL:HG12	21:AK:22:GLY:H	1.79	0.47
21:AK:128:ARG:HH11	21:AK:128:ARG:HG3	1.79	0.47
23:AM:88:ARG:HD2	23:AM:88:ARG:HA	1.57	0.47
28:AR:176:SER:HB2	28:AR:179:LYS:HG2	1.96	0.47
28:AR:235:LYS:HG3	28:AR:256:SER:O	2.15	0.47
3:B2:67:ARG:O	3:B2:68:LEU:HD23	2.15	0.47
6:B5:4:LYS:NZ	11:BA:1747:A:OP2	2.41	0.47
7:B6:29:TYR:H	7:B6:46:SER:HB3	1.79	0.47
11:BA:413:C:C4	35:BY:87:ARG:HD3	2.49	0.47
11:BA:892:G:O2'	11:BA:893:A:C8	2.68	0.47
11:BA:1568:C:O2'	11:BA:1570:U:H5	1.98	0.47
12:BB:47:GLU:HB2	32:BV:109:LEU:HD13	1.97	0.47
14:BD:37:LYS:HG3	14:BD:38:ASN:HB3	1.97	0.47
22:BL:106:LEU:HD23	22:BL:122:LYS:HE2	1.97	0.47
23:BM:24:GLY:HA2	23:BM:58:ALA:HB3	1.97	0.47
27:BQ:70:ILE:HD13	27:BQ:106:ILE:HD13	1.95	0.47
2:C1:11:ILE:HG12	2:C1:27:VAL:HG11	1.97	0.47
4:C3:45:VAL:HG13	4:C3:63:ILE:HG22	1.97	0.47
4:C3:62:LEU:HD11	4:C3:95:THR:OG1	2.15	0.47
7:C6:5:LEU:HD12	18:CH:24:GLN:HG3	1.97	0.47
8:C7:52:ARG:HB2	8:C7:54:PHE:CE2	2.50	0.47
9:C8:51:GLU:HA	9:C8:54:ILE:HB	1.96	0.47
11:CA:480:A:H2'	11:CA:481:A:O4'	2.15	0.47
11:CA:676:C:O2'	11:CA:677:G:P	2.73	0.47
11:CA:892:G:O2'	11:CA:893:A:C8	2.68	0.47

Continued on next page...

Continued from previous page...

Atom-1	Atom-2	Interatomic distance (Å)	Clash overlap (Å)
11:CA:1353:G:OP1	20:CJ:87:ARG:NH2	2.47	0.47
11:CA:1401:U:H4'	20:CJ:70:CYS:SG	2.55	0.47
14:CD:90:GLU:HB3	14:CD:95:TYR:CD2	2.49	0.47
21:CK:21:VAL:HG12	21:CK:22:GLY:H	1.80	0.47
22:CL:106:LEU:HD23	22:CL:122:LYS:HE2	1.97	0.47
28:CR:92:ILE:HD11	28:CR:124:VAL:HB	1.96	0.47
28:CR:178:ASN:ND2	23:DM:110:ARG:NH1	2.58	0.47
28:CR:240:TRP:HB3	28:CR:245:LEU:HD21	1.96	0.47
32:CV:106:LEU:O	32:CV:110:GLY:N	2.47	0.47
5:D4:122:THR:N	5:D4:146:THR:OG1	2.39	0.47
7:D6:29:TYR:H	7:D6:46:SER:HB3	1.79	0.47
10:D9:92:HIS:CE1	11:DA:1201:G:N7	2.83	0.47
11:DA:762:U:H5	26:DP:6:ARG:NH1	2.12	0.47
19:DI:12:PHE:HE2	19:DI:14:ARG:HH12	1.61	0.47
28:DR:86:GLN:HB3	28:DR:130:ASN:HD21	1.79	0.47
33:DW:194:VAL:HG21	33:DW:240:LEU:HD13	1.97	0.47
8:A7:52:ARG:HB2	8:A7:54:PHE:CE2	2.50	0.47
11:AA:626:U:OP1	27:AQ:101:LYS:HE3	2.15	0.47
11:AA:665:A:H4'	11:AA:666:A:OP1	2.15	0.47
11:AA:762:U:H5	26:AP:6:ARG:CZ	2.27	0.47
11:AA:1472:U:OP2	30:AT:105:ARG:NH2	2.48	0.47
11:AA:1538:U:OP1	23:AM:42:PHE:HB2	2.14	0.47
19:AI:62:PHE:CE2	19:AI:91:ILE:HD11	2.50	0.47
21:AK:39:ASP:OD1	21:AK:40:THR:N	2.40	0.47
26:AP:107:GLU:O	26:AP:110:ARG:HB2	2.15	0.47
27:AQ:68:LYS:O	27:AQ:126:GLN:N	2.47	0.47
36:AZ:74:ARG:HA	36:AZ:79:ALA:HB2	1.97	0.47
11:BA:327:G:C4	11:BA:329:A:C8	3.03	0.47
11:BA:854:G:H1'	11:BA:922:A:O4'	2.15	0.47
35:BY:98:ARG:HD2	35:BY:99:GLY:N	2.30	0.47
11:CA:5:U:P	15:CE:205:THR:HG22	2.54	0.47
11:CA:11:A:C2'	11:CA:12:U:H5'	2.43	0.47
11:CA:237:U:OP2	11:CA:237:U:C6	2.67	0.47
11:CA:282:A:H2'	11:CA:283:A:C8	2.49	0.47
11:CA:854:G:H1'	11:CA:922:A:O4'	2.15	0.47
11:CA:1371:A:H2'	11:CA:1372:A:C8	2.50	0.47
11:CA:1621:G:P	22:CL:72:ARG:HH21	2.37	0.47
11:CA:1695:U:H2'	11:CA:1696:U:O4'	2.15	0.47
12:CB:50:TRP:O	12:CB:54:LYS:HG3	2.13	0.47
13:CC:137:CYS:SG	13:CC:138:GLU:N	2.88	0.47
23:CM:111:GLU:O	23:CM:115:ARG:HG2	2.15	0.47

Continued on next page...

Continued from previous page...

Atom-1	Atom-2	Interatomic distance (Å)	Clash overlap (Å)
28:CR:176:SER:HB2	28:CR:179:LYS:HG2	1.96	0.47
3:D2:78:GLU:OE2	27:DQ:20:LYS:HE2	2.15	0.47
8:D7:47:ARG:HH11	8:D7:47:ARG:CG	2.28	0.47
9:D8:41:HIS:HB3	9:D8:76:ASN:N	2.30	0.47
11:DA:470:G:N2	11:DA:503:A:N1	2.55	0.47
11:DA:550:G:O5'	34:DX:61:ASN:HB3	2.14	0.47
11:DA:620:U:HO2'	25:DO:115:TYR:HH	1.62	0.47
11:DA:1049:C:O2'	11:DA:1050:C:H5'	2.14	0.47
11:DA:1313:G:H22	11:DA:1354:A:H2	1.61	0.47
12:DB:29:MET:HE3	12:DB:144:CYS:HB3	1.97	0.47
14:DD:149:ARG:CG	14:DD:152:SER:HB2	2.44	0.47
22:DL:68:ARG:HG3	22:DL:116:ILE:HG12	1.97	0.47
24:DN:16:ASP:CG	24:DN:26:ARG:NH1	2.68	0.47
26:DP:107:GLU:O	26:DP:110:ARG:HB2	2.15	0.47
35:DY:7:TYR:HA	35:DY:8:PRO:HD3	1.60	0.47
4:A3:171:THR:O	4:A3:175:LYS:HB2	2.15	0.47
11:AA:907:A:C8	21:AK:137:THR:O	2.68	0.47
11:AA:1621:G:OP1	22:AL:72:ARG:NH2	2.45	0.47
11:AA:1695:U:H2'	11:AA:1696:U:O4'	2.15	0.47
13:AC:118:VAL:HG21	13:AC:145:LEU:HD21	1.97	0.47
22:AL:106:LEU:HD23	22:AL:122:LYS:HE2	1.96	0.47
27:AQ:73:LEU:O	27:AQ:85:ILE:HA	2.15	0.47
3:B2:195:GLU:HG2	27:BQ:9:TYR:CD2	2.50	0.47
10:B9:88:HIS:CD2	11:BA:1220:C:OP2	2.68	0.47
11:BA:328:G:H5''	11:BA:329:A:N7	2.30	0.47
11:BA:1153:U:H1'	29:BS:131:THR:HG23	1.97	0.47
11:BA:1174:A:OP1	11:BA:1175:A:OP2	2.32	0.47
11:BA:1371:A:H2'	11:BA:1372:A:C8	2.50	0.47
11:BA:1472:U:H5	30:BT:105:ARG:NH2	2.13	0.47
11:BA:1555:A:C5'	19:BI:137:ARG:HH12	2.28	0.47
20:BJ:79:ARG:HG2	24:BN:55:ARG:HB3	1.97	0.47
23:BM:84:TRP:CZ3	23:BM:85:LEU:HG	2.50	0.47
25:BO:121:GLU:OE2	25:BO:143:TYR:HE2	1.98	0.47
31:BU:50:CYS:HB3	31:BU:55:TYR:CZ	2.50	0.47
33:BW:107:THR:HG21	33:BW:247:ARG:HA	1.96	0.47
11:CA:476:U:H2'	11:CA:477:G:H8	1.80	0.47
11:CA:482:A:H5'	11:CA:483:C:OP2	2.14	0.47
11:CA:1518:G:H2'	11:CA:1519:U:H5''	1.97	0.47
12:CB:29:MET:HE1	12:CB:150:LEU:HD21	1.97	0.47
13:CC:105:VAL:HG21	13:CC:174:ALA:HB3	1.97	0.47
20:CJ:63:ILE:HG22	20:CJ:65:VAL:HG23	1.96	0.47

Continued on next page...

Continued from previous page...

Atom-1	Atom-2	Interatomic distance (Å)	Clash overlap (Å)
33:CW:31:PRO:HG2	33:CW:38:LEU:HG	1.97	0.47
35:CY:7:TYR:HA	35:CY:8:PRO:HD3	1.59	0.47
6:D5:11:SER:HB2	11:DA:912:A:H5'	1.97	0.47
8:D7:47:ARG:HG3	8:D7:47:ARG:NH1	2.29	0.47
10:D9:88:HIS:CE1	11:DA:1217:G:N2	2.83	0.47
11:DA:603:U:H4'	11:DA:604:G:O5'	2.15	0.47
13:DC:121:ALA:O	13:DC:125:ILE:HD12	2.14	0.47
19:DI:79:GLN:O	19:DI:83:ILE:HG13	2.15	0.47
20:DJ:42:ALA:HB1	20:DJ:48:VAL:HG11	1.97	0.47
22:DL:17:ARG:NH1	22:DL:20:LYS:HE2	2.30	0.47
24:DN:16:ASP:CG	24:DN:26:ARG:HH12	2.19	0.47
11:AA:479:G:H2'	11:AA:480:A:O4'	2.14	0.46
11:AA:606:U:OP2	22:AL:5:LYS:NZ	2.48	0.46
11:AA:840:A:HO2'	11:AA:841:A:P	2.38	0.46
11:AA:1371:A:H2'	11:AA:1372:A:C8	2.50	0.46
13:AC:105:VAL:HG21	13:AC:174:ALA:HB3	1.96	0.46
13:AC:193:LEU:HB3	13:AC:204:GLY:HA2	1.97	0.46
17:AG:51:TYR:CG	17:AG:61:CYS:HB2	2.50	0.46
21:AK:105:THR:HG22	21:AK:107:GLN:H	1.80	0.46
22:AL:129:ILE:H	22:AL:129:ILE:HG13	1.57	0.46
8:B7:77:LYS:HA	8:B7:84:ALA:HB3	1.97	0.46
11:BA:1027:U:H2'	11:BA:1028:G:C8	2.50	0.46
11:BA:1518:G:H2'	11:BA:1519:U:H5''	1.97	0.46
11:BA:1664:A:C5	11:BA:1665:U:H1'	2.50	0.46
15:BE:227:THR:HB	15:BE:228:PRO:HD2	1.97	0.46
19:BI:111:LEU:HD22	19:BI:118:LEU:HD12	1.97	0.46
21:BK:54:VAL:HG11	21:BK:81:VAL:HA	1.98	0.46
23:BM:119:ILE:HG23	29:BS:124:PHE:CE2	2.49	0.46
24:BN:34:GLU:HG3	24:BN:34:GLU:O	2.14	0.46
35:BY:129:LEU:HG	35:BY:130:PRO:HD2	1.96	0.46
4:C3:15:ILE:O	4:C3:19:VAL:HG23	2.15	0.46
11:CA:328:G:H5'	11:CA:330:C:H41	1.79	0.46
11:CA:486:A:H5''	11:CA:487:C:OP2	2.15	0.46
11:CA:653:U:N3	11:CA:656:G:N2	2.63	0.46
11:CA:840:A:H62	25:CO:72:LYS:HZ1	1.63	0.46
11:CA:1439:U:H4'	30:CT:91:ASN:HA	1.96	0.46
12:CB:25:LEU:HD22	12:CB:33:ILE:HD13	1.96	0.46
15:CE:52:SER:HB3	36:CZ:40:PHE:O	2.15	0.46
19:CI:54:ILE:HA	19:CI:62:PHE:CE1	2.50	0.46
19:CI:129:LYS:HE3	19:CI:133:GLY:O	2.15	0.46
27:CQ:70:ILE:HD13	27:CQ:106:ILE:HD13	1.97	0.46

Continued on next page...

Continued from previous page...

Atom-1	Atom-2	Interatomic distance (Å)	Clash overlap (Å)
28:CR:184:ALA:H	28:CR:206:ARG:HH22	1.63	0.46
32:CV:65:PRO:N	32:CV:78:ARG:HH12	2.13	0.46
11:DA:750:U:H3'	11:DA:752:C:OP2	2.15	0.46
13:DC:77:GLN:HG3	13:DC:87:ILE:HD12	1.97	0.46
16:DF:66:GLU:HG3	16:DF:66:GLU:O	2.14	0.46
17:DG:49:GLY:HA3	17:DG:51:TYR:CE2	2.51	0.46
22:DL:78:ASN:ND2	22:DL:80:LYS:HE2	2.31	0.46
30:DT:108:LEU:HB3	30:DT:130:ARG:HD2	1.98	0.46
35:DY:129:LEU:HG	35:DY:130:PRO:HD2	1.96	0.46
11:AA:4:C:OP2	15:AE:201:SER:OG	2.33	0.46
11:AA:447:C:H5'	11:AA:448:A:N7	2.31	0.46
11:AA:1472:U:H5	30:AT:105:ARG:NH2	2.13	0.46
12:AB:177:GLU:O	12:AB:181:LEU:HG	2.14	0.46
15:AE:45:LEU:HD12	15:AE:48:ILE:HD12	1.96	0.46
15:AE:46:ASP:HA	15:AE:49:PHE:HD2	1.80	0.46
32:AV:27:ASP:HB3	32:AV:30:PHE:HD2	1.80	0.46
33:AW:36:HIS:CE1	33:AW:87:GLY:HA3	2.50	0.46
33:AW:107:THR:HG21	33:AW:247:ARG:HA	1.96	0.46
8:B7:17:LEU:HD12	8:B7:89:PRO:HG3	1.96	0.46
9:B8:41:HIS:HB3	9:B8:76:ASN:N	2.30	0.46
11:BA:15:U:O5'	11:BA:15:U:H6	1.99	0.46
11:BA:477:G:H4'	34:BX:73:ALA:O	2.14	0.46
11:BA:557:U:H4'	34:BX:17:GLN:OE1	2.16	0.46
11:BA:1145:C:C2'	11:BA:1146:C:H5'	2.45	0.46
11:BA:1263:G:N2	11:BA:1296:G:H1	2.05	0.46
11:BA:1494:U:O2'	11:BA:1495:U:P	2.72	0.46
13:BC:118:VAL:HG21	13:BC:145:LEU:HD21	1.97	0.46
14:BD:110:GLN:OE1	14:BD:126:ARG:HD2	2.15	0.46
17:BG:35:CYS:HB3	17:BG:63:ILE:HD11	1.97	0.46
23:BM:89:ILE:HG22	23:BM:90:ASN:N	2.30	0.46
24:BN:40:ARG:H	24:BN:40:ARG:HG2	1.36	0.46
1:C0:25:LEU:H	1:C0:25:LEU:HG	1.53	0.46
2:C1:21:ARG:HG3	11:CA:1134:C:H4'	1.96	0.46
4:C3:65:VAL:HG13	4:C3:69:SER:HB2	1.96	0.46
5:C4:149:THR:O	5:C4:151:ALA:N	2.48	0.46
8:C7:47:ARG:HH11	8:C7:47:ARG:HG3	1.81	0.46
9:C8:51:GLU:H	9:C8:51:GLU:HG3	1.61	0.46
11:CA:213:U:H4'	11:CA:214:U:C5'	2.46	0.46
11:CA:371:U:H5	14:CD:4:THR:O	1.98	0.46
13:CC:193:LEU:HB3	13:CC:204:GLY:HA2	1.96	0.46
27:CQ:104:ARG:HG2	27:CQ:104:ARG:NH1	2.30	0.46

Continued on next page...

Continued from previous page...

Atom-1	Atom-2	Interatomic distance (Å)	Clash overlap (Å)
28:CR:15:GLY:CA	28:CR:65:PHE:HB2	2.44	0.46
33:CW:202:LYS:HG2	33:CW:208:ASP:OD2	2.14	0.46
35:CY:32:MET:HE1	35:CY:63:MET:HB2	1.97	0.46
3:D2:195:GLU:HG2	27:DQ:9:TYR:CD2	2.50	0.46
5:D4:49:LEU:O	21:DK:51:GLU:HG3	2.15	0.46
8:D7:52:ARG:HB2	8:D7:54:PHE:CE2	2.50	0.46
11:DA:270:U:H5'	11:DA:271:U:H6	1.80	0.46
11:DA:327:G:C4	11:DA:329:A:C8	3.03	0.46
11:DA:328:G:H5''	11:DA:329:A:N7	2.30	0.46
11:DA:573:A:N1	13:DC:147:GLN:CD	2.68	0.46
11:DA:955:A:H2'	11:DA:956:A:O4'	2.15	0.46
11:DA:977:U:H2'	11:DA:978:C:O4'	2.14	0.46
11:DA:1171:G:C5'	24:DN:39:ARG:HH12	2.27	0.46
11:DA:1535:A:H4'	30:DT:45:VAL:HG11	1.95	0.46
12:DB:35:HIS:NE2	32:DV:104:GLU:OE1	2.48	0.46
13:DC:215:ILE:HG13	32:DV:15:SER:CB	2.46	0.46
14:DD:110:GLN:OE1	14:DD:126:ARG:HD2	2.16	0.46
25:DO:65:VAL:HG21	25:DO:73:ILE:HD11	1.97	0.46
32:DV:27:ASP:HB3	32:DV:30:PHE:HD2	1.80	0.46
32:DV:106:LEU:O	32:DV:110:GLY:N	2.47	0.46
33:DW:160:ASP:CG	33:DW:176:HIS:HB3	2.35	0.46
5:A4:128:VAL:HG13	5:A4:175:ASN:OD1	2.15	0.46
7:A6:18:LYS:NZ	11:AA:936:U:H5'	2.31	0.46
8:A7:47:ARG:HH11	8:A7:47:ARG:CG	2.29	0.46
9:A8:81:ARG:NH1	11:AA:1506:G:N7	2.62	0.46
11:AA:215:A:OP2	11:AA:812:U:H1'	2.15	0.46
11:AA:530:G:N7	14:AD:171:ARG:HD2	2.30	0.46
11:AA:893:A:C5	11:AA:894:U:C4	3.03	0.46
11:AA:1010:A:H2'	11:AA:1011:C:C6	2.50	0.46
11:AA:1025:G:H5''	11:AA:1025:G:H8	1.80	0.46
11:AA:1272:A:H5''	11:AA:1273:U:OP2	2.15	0.46
13:AC:35:ALA:HA	13:AC:57:LYS:HD2	1.98	0.46
15:AE:78:MET:O	15:AE:105:VAL:HA	2.15	0.46
18:AH:52:VAL:HG22	18:AH:61:VAL:HG22	1.97	0.46
19:AI:79:GLN:O	19:AI:83:ILE:HG13	2.15	0.46
28:AR:92:ILE:HD11	28:AR:124:VAL:HB	1.96	0.46
28:AR:313:THR:N	28:AR:327:GLY:O	2.49	0.46
4:B3:116:SER:HB2	4:B3:117:ARG:HD3	1.96	0.46
5:B4:127:ARG:NH2	11:BA:862:A:H1'	2.30	0.46
11:BA:70:U:OP2	35:BY:173:ARG:NH2	2.48	0.46
11:BA:313:G:O4'	11:BA:314:A:H8	1.99	0.46

Continued on next page...

Continued from previous page...

Atom-1	Atom-2	Interatomic distance (Å)	Clash overlap (Å)
11:BA:524:C:P	39:BA:6159:HOH:O	2.73	0.46
11:BA:937:U:H5'	25:BO:17:ALA:O	2.16	0.46
11:BA:955:A:H2'	11:BA:956:A:O4'	2.15	0.46
11:BA:1695:U:H2'	11:BA:1696:U:O4'	2.15	0.46
13:BC:82:TYR:CD2	13:BC:87:ILE:HD11	2.50	0.46
13:BC:178:VAL:HG23	13:BC:185:MET:HB3	1.97	0.46
14:BD:38:ASN:ND2	14:BD:40:ARG:NH1	2.58	0.46
15:BE:49:PHE:CD1	15:BE:139:PRO:HD3	2.50	0.46
20:BJ:80:PHE:CD2	24:BN:42:PHE:HE2	2.33	0.46
23:BM:90:ASN:OD1	29:BS:14:ARG:NH1	2.48	0.46
28:BR:235:LYS:HE2	28:BR:256:SER:H	1.80	0.46
3:C2:10:LYS:CD	11:CA:329:A:H5''	2.44	0.46
4:C3:192:PHE:CE2	7:C6:25:ALA:HB3	2.50	0.46
11:CA:99:A:H2'	39:CA:2033:HOH:O	2.15	0.46
11:CA:407:A:H5'	11:CA:408:C:H5	1.79	0.46
11:CA:1064:A:O2'	11:CA:1065:A:H3'	2.15	0.46
11:CA:1494:U:O2'	11:CA:1495:U:P	2.73	0.46
15:CE:45:LEU:HD12	15:CE:48:ILE:HD12	1.96	0.46
15:CE:49:PHE:CD1	15:CE:139:PRO:HD3	2.51	0.46
18:CH:10:CYS:HA	18:CH:27:LEU:HD11	1.96	0.46
20:CJ:37:GLU:O	20:CJ:41:ARG:HB2	2.15	0.46
23:CM:88:ARG:HD2	23:CM:88:ARG:HA	1.56	0.46
35:CY:98:ARG:HD2	35:CY:99:GLY:N	2.29	0.46
11:DA:854:G:H1'	11:DA:922:A:O4'	2.16	0.46
11:DA:1027:U:H2'	11:DA:1028:G:C8	2.50	0.46
11:DA:1306:U:H2'	11:DA:1307:U:C6	2.51	0.46
19:DI:62:PHE:CE2	19:DI:91:ILE:HD11	2.50	0.46
4:A3:116:SER:HB2	4:A3:117:ARG:HD3	1.97	0.46
6:A5:42:ARG:NH1	6:A5:71:VAL:HG21	2.29	0.46
10:A9:133:TYR:CE1	11:AA:1207:C:H1'	2.50	0.46
11:AA:238:G:O2'	11:AA:239:A:P	2.73	0.46
11:AA:407:A:H5'	11:AA:408:C:H5	1.80	0.46
11:AA:1064:A:O2'	11:AA:1065:A:H3'	2.15	0.46
11:AA:1241:U:H4'	11:AA:1242:G:O5'	2.15	0.46
11:AA:1288:C:OP2	32:AV:7:LYS:HE3	2.16	0.46
11:AA:1464:U:OP2	11:AA:1465:C:H5	1.99	0.46
11:AA:1509:U:OP2	11:AA:1509:U:C4'	2.62	0.46
14:AD:49:LEU:O	14:AD:53:ARG:HG3	2.14	0.46
15:AE:158:LYS:HG3	18:AH:95:PRO:O	2.15	0.46
17:AG:119:ASP:OD1	17:AG:120:SER:N	2.49	0.46
17:AG:157:ALA:HB2	17:AG:167:THR:OG1	2.15	0.46

Continued on next page...

Continued from previous page...

Atom-1	Atom-2	Interatomic distance (Å)	Clash overlap (Å)
21:AK:76:GLN:O	21:AK:79:ILE:HG13	2.16	0.46
32:AV:35:LEU:HD13	32:AV:47:ARG:HG3	1.97	0.46
36:AZ:9:ARG:HH22	36:AZ:33:ASP:HA	1.81	0.46
1:B0:22:LYS:HG3	10:B9:74:LYS:HZ3	1.80	0.46
3:B2:111:GLU:OE2	3:B2:171:ARG:NH2	2.48	0.46
4:B3:45:VAL:HG13	4:B3:63:ILE:HG22	1.97	0.46
4:B3:115:ARG:HG2	4:B3:121:TYR:CE2	2.50	0.46
11:BA:63:U:H3'	11:BA:64:U:H5''	1.97	0.46
11:BA:135:A:H2'	35:BY:183:ILE:HD11	1.96	0.46
11:BA:728:U:H5'	11:BA:729:U:OP2	2.16	0.46
12:BB:53:ILE:HG23	12:BB:174:ILE:HG13	1.97	0.46
13:BC:68:LYS:HE3	13:BC:68:LYS:HB2	1.64	0.46
25:BO:88:GLU:HG3	25:BO:89:ASP:H	1.81	0.46
27:BQ:12:GLN:NE2	27:BQ:60:THR:HG23	2.29	0.46
28:BR:24:VAL:O	28:BR:313:THR:HB	2.15	0.46
30:BT:68:VAL:HG11	30:BT:117:ILE:HG21	1.96	0.46
35:BY:32:MET:HE2	35:BY:54:GLY:HA2	1.97	0.46
36:BZ:74:ARG:HA	36:BZ:79:ALA:HB2	1.97	0.46
11:CA:1431:A:H3'	11:CA:1431:A:H8	1.81	0.46
14:CD:149:ARG:CG	14:CD:152:SER:HB2	2.45	0.46
15:CE:78:MET:O	15:CE:105:VAL:HA	2.16	0.46
24:CN:16:ASP:CG	24:CN:26:ARG:NH1	2.69	0.46
28:CR:86:GLN:HB3	28:CR:130:ASN:HD21	1.80	0.46
32:CV:61:ILE:HD13	32:CV:71:LEU:HD11	1.97	0.46
2:D1:65:ARG:NH1	17:DG:125:THR:HG21	2.30	0.46
4:D3:36:SER:O	4:D3:40:ILE:HG13	2.14	0.46
4:D3:145:LEU:HA	18:DH:42:GLN:NE2	2.28	0.46
11:DA:621:C:H4'	25:DO:119:LEU:HD22	1.96	0.46
11:DA:1463:U:H1'	11:DA:1464:U:OP1	2.16	0.46
14:DD:6:ILE:HD13	33:DW:23:LEU:HD11	1.97	0.46
17:DG:24:ILE:HG13	17:DG:30:GLN:HA	1.97	0.46
20:DJ:37:GLU:O	20:DJ:41:ARG:HB2	2.15	0.46
29:DS:113:LYS:O	29:DS:116:MET:HG2	2.15	0.46
5:A4:45:PHE:HE2	5:A4:68:VAL:HG11	1.79	0.46
5:A4:148:LYS:HE2	5:A4:152:GLY:H	1.80	0.46
8:A7:47:ARG:HH11	8:A7:47:ARG:HG3	1.80	0.46
10:A9:128:HIS:NE2	10:A9:133:TYR:HB3	2.31	0.46
11:AA:491:U:H5''	11:AA:492:C:OP2	2.15	0.46
11:AA:531:A:H5''	11:AA:536:C:H41	1.79	0.46
11:AA:1263:G:N2	11:AA:1296:G:H1	2.09	0.46
11:AA:1496:A:N1	11:AA:1579:G:N2	2.62	0.46

Continued on next page...

Continued from previous page...

Atom-1	Atom-2	Interatomic distance (Å)	Clash overlap (Å)
15:AE:52:SER:HB3	36:AZ:40:PHE:O	2.16	0.46
22:AL:35:GLY:HA2	22:AL:38:TRP:HD1	1.79	0.46
11:BA:143:C:OP1	26:BP:118:LYS:HB2	2.15	0.46
11:BA:879:G:H22	21:BK:68:GLU:CD	2.17	0.46
11:BA:1010:A:H2'	11:BA:1011:C:H6	1.80	0.46
11:BA:1186:G:H5'	11:BA:1216:A:N3	2.31	0.46
11:BA:1253:G:O3'	20:BJ:74:SER:HB2	2.15	0.46
11:BA:1272:A:H5''	11:BA:1273:U:OP2	2.14	0.46
11:BA:1605:A:H4'	11:BA:1606:C:O5'	2.15	0.46
14:BD:20:GLU:HG3	14:BD:23:ARG:HB3	1.98	0.46
23:BM:92:PHE:CE1	29:BS:13:PHE:HD1	2.34	0.46
28:BR:135:SER:HG	28:BR:145:TRP:HE1	1.61	0.46
5:C4:49:LEU:O	21:CK:51:GLU:HG3	2.15	0.46
11:CA:12:U:O2'	11:CA:1271:G:O2'	2.20	0.46
11:CA:57:U:O2'	11:CA:443:A:N3	2.42	0.46
12:CB:64:GLN:OE1	15:CE:245:SER:HB3	2.16	0.46
13:CC:82:TYR:CD2	13:CC:87:ILE:HD11	2.49	0.46
14:CD:129:ILE:O	14:CD:142:ASN:HA	2.15	0.46
16:CF:78:ARG:NH1	16:CF:100:GLY:CA	2.78	0.46
17:CG:106:VAL:HG12	17:CG:172:ILE:HG22	1.98	0.46
36:CZ:30:ARG:O	36:CZ:39:ILE:HG12	2.16	0.46
2:D1:54:VAL:HB	17:DG:28:CYS:HA	1.97	0.46
3:D2:36:THR:HB	3:D2:65:ALA:O	2.16	0.46
5:D4:69:GLU:OE1	5:D4:88:LYS:HG2	2.16	0.46
10:D9:128:HIS:HB2	10:D9:131:ARG:HG3	1.96	0.46
10:D9:128:HIS:NE2	10:D9:133:TYR:HB3	2.30	0.46
11:DA:369:A:OP2	11:DA:370:U:OP2	2.33	0.46
11:DA:1010:A:H2'	11:DA:1011:C:C6	2.50	0.46
11:DA:1064:A:O2'	11:DA:1065:A:H3'	2.15	0.46
11:DA:1555:A:H5'	19:DI:137:ARG:HH12	1.80	0.46
17:DG:37:THR:O	17:DG:41:GLN:HG2	2.16	0.46
23:DM:111:GLU:O	23:DM:115:ARG:HG2	2.16	0.46
35:DY:48:TYR:OH	35:DY:116:LYS:HE3	2.15	0.46
4:A3:179:THR:HG21	11:AA:636:G:H1'	1.96	0.46
8:A7:77:LYS:HA	8:A7:84:ALA:HB3	1.97	0.46
10:A9:123:ILE:HD13	10:A9:136:LYS:HD2	1.98	0.46
10:A9:128:HIS:HB2	10:A9:131:ARG:HG3	1.97	0.46
11:AA:313:G:O4'	11:AA:314:A:H8	1.99	0.46
11:AA:557:U:H4'	34:AX:17:GLN:OE1	2.15	0.46
11:AA:1387:A:H2'	11:AA:1388:A:C8	2.50	0.46
12:AB:145:ASP:HB3	12:AB:147:ASP:OD1	2.16	0.46

Continued on next page...

Continued from previous page...

Atom-1	Atom-2	Interatomic distance (Å)	Clash overlap (Å)
14:AD:20:GLU:HG3	14:AD:23:ARG:HB3	1.97	0.46
15:AE:49:PHE:CD1	36:AZ:41:SER:HB2	2.45	0.46
19:AI:26:PRO:HA	19:AI:65:LEU:HD23	1.96	0.46
28:AR:22:ASP:HB3	28:AR:47:ARG:HB2	1.98	0.46
8:B7:47:ARG:HH11	8:B7:47:ARG:CG	2.29	0.46
9:B8:99:ASN:O	9:B8:102:GLN:N	2.28	0.46
10:B9:88:HIS:HD2	11:BA:1219:U:H5''	1.79	0.46
11:BA:363:G:H5''	18:BH:88:LYS:HE2	1.98	0.46
13:BC:77:GLN:HG3	13:BC:87:ILE:HD12	1.97	0.46
20:BJ:42:ALA:HB1	20:BJ:48:VAL:HG11	1.97	0.46
23:BM:66:CYS:HA	23:BM:69:ILE:HD12	1.96	0.46
27:BQ:58:PRO:HA	27:BQ:63:LEU:HB3	1.97	0.46
28:BR:98:LYS:HG2	28:BR:119:SER:O	2.16	0.46
28:BR:240:TRP:HB3	28:BR:245:LEU:HD21	1.96	0.46
31:BU:29:LEU:O	31:BU:33:LEU:HB2	2.15	0.46
4:C3:36:SER:O	4:C3:40:ILE:HG13	2.14	0.46
6:C5:42:ARG:NH1	6:C5:71:VAL:HG21	2.31	0.46
11:CA:378:A:OP2	11:CA:378:A:C8	2.54	0.46
11:CA:622:G:N1	11:CA:948:A:OP2	2.45	0.46
11:CA:893:A:C5	11:CA:894:U:C4	3.04	0.46
11:CA:1010:A:H2'	11:CA:1011:C:C6	2.51	0.46
11:CA:1451:C:H4'	11:CA:1452:G:OP1	2.15	0.46
13:CC:196:GLU:HA	13:CC:197:PRO:HD3	1.65	0.46
20:CJ:48:VAL:HG22	20:CJ:93:CYS:SG	2.55	0.46
22:CL:17:ARG:NH1	22:CL:20:LYS:HE2	2.30	0.46
29:CS:13:PHE:CD2	29:CS:117:ILE:HD11	2.51	0.46
36:CZ:74:ARG:HA	36:CZ:79:ALA:HB2	1.97	0.46
3:D2:177:THR:HG21	11:DA:205:A:OP1	2.15	0.46
6:D5:99:PRO:CD	6:D5:100:PRO:HD3	2.45	0.46
8:D7:77:LYS:HA	8:D7:84:ALA:HB3	1.97	0.46
10:D9:99:ALA:O	10:D9:113:GLN:NE2	2.48	0.46
11:DA:407:A:H5'	11:DA:408:C:H5	1.80	0.46
11:DA:875:C:H6	11:DA:875:C:OP2	1.98	0.46
11:DA:1183:A:H1'	29:DS:104:GLY:O	2.15	0.46
11:DA:1371:A:H2'	11:DA:1372:A:C8	2.50	0.46
11:DA:1494:U:O2'	11:DA:1495:U:P	2.73	0.46
14:DD:71:PHE:HE1	33:DW:254:ARG:HD3	1.80	0.46
29:DS:36:ASP:OD1	29:DS:36:ASP:N	2.47	0.46
31:DU:50:CYS:HB3	31:DU:55:TYR:CZ	2.51	0.46
32:DV:70:SER:O	32:DV:71:LEU:C	2.53	0.46
4:A3:133:PRO:HG3	4:A3:162:PHE:CE1	2.51	0.46

Continued on next page...

Continued from previous page...

Atom-1	Atom-2	Interatomic distance (Å)	Clash overlap (Å)
5:A4:85:ARG:HH12	5:A4:108:ILE:HD11	1.80	0.46
11:AA:391:A:C4'	11:AA:392:A:H5''	2.45	0.46
11:AA:451:G:OP1	26:AP:102:ARG:NH2	2.48	0.46
11:AA:1053:A:C4	11:AA:1063:A:N6	2.83	0.46
26:AP:81:LEU:HD12	26:AP:81:LEU:HA	1.83	0.46
29:AS:13:PHE:CD2	29:AS:117:ILE:HD11	2.50	0.46
29:AS:113:LYS:O	29:AS:116:MET:HG2	2.16	0.46
1:B0:70:ILE:HG13	11:BA:1709:A:N1	2.31	0.46
3:B2:94:THR:HG23	11:BA:319:A:C2	2.51	0.46
8:B7:90:LYS:O	13:BC:70:LYS:HD3	2.15	0.46
11:BA:151:A:H5'	11:BA:152:U:P	2.56	0.46
11:BA:213:U:H4'	11:BA:214:U:C5'	2.45	0.46
11:BA:250:A:H4'	33:BW:137:GLN:HE21	1.80	0.46
11:BA:1017:C:H4'	11:BA:1017:C:OP1	2.16	0.46
11:BA:1428:C:HO2'	11:BA:1429:G:P	2.37	0.46
11:BA:1513:G:H1'	11:BA:1542:A:H61	1.81	0.46
17:BG:51:TYR:CG	17:BG:61:CYS:HB2	2.50	0.46
18:BH:28:ARG:HB2	18:BH:60:LYS:HG2	1.98	0.46
19:BI:129:LYS:HE3	19:BI:133:GLY:O	2.15	0.46
35:BY:213:GLU:O	35:BY:216:LEU:HB2	2.16	0.46
2:C1:54:VAL:HB	17:CG:28:CYS:CA	2.46	0.46
8:C7:47:ARG:HG3	8:C7:47:ARG:NH1	2.31	0.46
11:CA:444:A:HO2'	11:CA:445:U:P	2.36	0.46
11:CA:468:U:H3'	11:CA:469:A:H5'	1.97	0.46
11:CA:641:G:N2	11:CA:668:U:O2	2.48	0.46
11:CA:1464:U:OP2	11:CA:1465:C:C5	2.69	0.46
11:CA:1489:U:H5'	11:CA:1490:C:H5	1.80	0.46
18:CH:111:LEU:HB3	18:CH:115:GLU:HB2	1.98	0.46
23:CM:89:ILE:HG22	23:CM:90:ASN:N	2.31	0.46
31:CU:87:THR:HB	31:CU:96:LYS:HB2	1.98	0.46
32:CV:27:ASP:HB3	32:CV:30:PHE:HD2	1.81	0.46
33:CW:194:VAL:HG21	33:CW:240:LEU:HD13	1.98	0.46
5:D4:148:LYS:HE2	5:D4:152:GLY:H	1.80	0.46
6:D5:42:ARG:NH1	6:D5:71:VAL:HG21	2.31	0.46
8:D7:12:ILE:HD12	8:D7:45:LEU:HD12	1.98	0.46
11:DA:33:G:C5	11:DA:467:A:N6	2.83	0.46
11:DA:151:A:H5'	11:DA:152:U:P	2.55	0.46
11:DA:249:A:H4'	33:DW:134:GLY:O	2.16	0.46
11:DA:313:G:O4'	11:DA:314:A:H8	1.98	0.46
11:DA:911:A:N6	39:DA:7031:HOH:O	2.35	0.46
11:DA:1488:A:H5''	20:DJ:59:LYS:NZ	2.31	0.46

Continued on next page...

Continued from previous page...

Atom-1	Atom-2	Interatomic distance (Å)	Clash overlap (Å)
12:DB:69:VAL:O	12:DB:91:CYS:HB2	2.16	0.46
14:DD:129:ILE:O	14:DD:142:ASN:HA	2.15	0.46
15:DE:78:MET:O	15:DE:105:VAL:HA	2.16	0.46
19:DI:111:LEU:HD22	19:DI:118:LEU:HD12	1.97	0.46
19:DI:129:LYS:HE3	19:DI:133:GLY:O	2.16	0.46
22:DL:68:ARG:NH2	22:DL:115:ASP:OD2	2.38	0.46
25:DO:83:ALA:HA	25:DO:84:PRO:HD2	1.78	0.46
27:DQ:37:ILE:HD11	27:DQ:59:PHE:HE1	1.80	0.46
28:DR:235:LYS:HE2	28:DR:256:SER:H	1.81	0.46
29:DS:13:PHE:CD2	29:DS:117:ILE:HD11	2.51	0.46
2:A1:11:ILE:HG12	2:A1:27:VAL:HG11	1.98	0.46
11:AA:421:G:H2'	11:AA:422:G:H5''	1.97	0.46
11:AA:598:A:N3	14:AD:16:ARG:NH1	2.64	0.46
11:AA:624:A:H5'	27:AQ:152:LYS:HE2	1.97	0.46
11:AA:892:G:O2'	11:AA:893:A:C8	2.68	0.46
11:AA:1664:A:C5	11:AA:1665:U:H1'	2.50	0.46
12:AB:128:GLN:NE2	12:AB:132:GLU:HG3	2.31	0.46
18:AH:112:THR:HB	18:AH:115:GLU:HG3	1.98	0.46
20:AJ:42:ALA:HB1	20:AJ:48:VAL:HG11	1.97	0.46
24:AN:16:ASP:CG	24:AN:26:ARG:HH12	2.20	0.46
28:AR:47:ARG:HA	28:AR:78:PHE:HB3	1.98	0.46
1:B0:70:ILE:HG13	11:BA:1709:A:C2	2.50	0.46
10:B9:75:LYS:HD3	11:BA:1418:C:H6	1.80	0.46
10:B9:130:ASP:OD1	10:B9:130:ASP:N	2.47	0.46
11:BA:2:A:H1'	11:BA:3:C:OP2	2.16	0.46
11:BA:232:G:HO2'	11:BA:233:U:P	2.36	0.46
11:BA:478:G:C2'	11:BA:494:A:H61	2.29	0.46
11:BA:893:A:C5	11:BA:894:U:C4	3.04	0.46
11:BA:1053:A:C4	11:BA:1063:A:N6	2.83	0.46
11:BA:1241:U:H4'	11:BA:1242:G:O5'	2.16	0.46
14:BD:90:GLU:HB3	14:BD:95:TYR:CG	2.49	0.46
28:BR:299:ILE:HD12	28:BR:330:ASP:HB2	1.96	0.46
30:BT:46:ALA:HB1	30:BT:87:LYS:HB3	1.97	0.46
5:C4:148:LYS:HE2	5:C4:152:GLY:H	1.81	0.46
11:CA:227:G:HO2'	11:CA:229:A:H62	1.58	0.46
11:CA:1281:G:H5'	11:CA:1282:U:OP2	2.15	0.46
13:CC:77:GLN:HG3	13:CC:87:ILE:HD12	1.98	0.46
14:CD:90:GLU:HB3	14:CD:95:TYR:CG	2.50	0.46
17:CG:66:ARG:NH2	17:CG:143:ASN:HD21	2.14	0.46
19:CI:79:GLN:O	19:CI:83:ILE:HG13	2.15	0.46
28:CR:178:ASN:CA	23:DM:110:ARG:HH12	2.29	0.46

Continued on next page...

Continued from previous page...

Atom-1	Atom-2	Interatomic distance (Å)	Clash overlap (Å)
29:CS:127:THR:HG22	29:CS:128:TYR:CD2	2.50	0.46
30:CT:108:LEU:HB3	30:CT:130:ARG:HD2	1.97	0.46
33:CW:155:GLU:HG3	35:CY:219:TRP:HZ2	1.81	0.46
33:CW:212:VAL:O	33:CW:219:ALA:HA	2.16	0.46
1:D0:60:ILE:HA	1:D0:90:ILE:HB	1.97	0.46
4:D3:65:VAL:HG13	4:D3:69:SER:HB2	1.96	0.46
4:D3:171:THR:O	4:D3:175:LYS:HB2	2.15	0.46
5:D4:127:ARG:CZ	11:DA:862:A:H1'	2.46	0.46
9:D8:99:ASN:O	9:D8:102:GLN:N	2.27	0.46
11:DA:1000:U:H4'	11:DA:1097:A:N6	2.30	0.46
11:DA:1214:A:H4'	29:DS:85:TYR:OH	2.16	0.46
13:DC:105:VAL:HG21	13:DC:174:ALA:HB3	1.97	0.46
15:DE:107:ASP:OD1	15:DE:111:HIS:HB2	2.15	0.46
17:DG:188:LYS:HD3	17:DG:188:LYS:HA	1.66	0.46
31:DU:29:LEU:O	31:DU:33:LEU:HB2	2.16	0.46
36:DZ:74:ARG:HA	36:DZ:79:ALA:HB2	1.97	0.46
4:A3:165:GLU:H	4:A3:165:GLU:CD	2.19	0.46
5:A4:46:GLY:HA3	21:AK:47:LEU:CD1	2.46	0.46
11:AA:318:U:H2'	11:AA:319:A:C8	2.51	0.46
11:AA:750:U:H3'	11:AA:752:C:OP2	2.15	0.46
11:AA:878:A:OP1	21:AK:57:THR:HB	2.15	0.46
11:AA:933:A:H2'	11:AA:934:U:O4'	2.16	0.46
11:AA:958:G:H4'	11:AA:1729:A:H4'	1.97	0.46
11:AA:1456:A:H2'	11:AA:1457:A:O4'	2.16	0.46
11:AA:1469:U:C5'	30:AT:75:GLY:HA3	2.46	0.46
11:AA:1506:G:O2'	11:AA:1507:U:P	2.73	0.46
12:AB:145:ASP:O	12:AB:148:SER:OG	2.27	0.46
12:AB:148:SER:HA	12:AB:149:PRO:HD3	1.75	0.46
20:AJ:48:VAL:HG22	20:AJ:93:CYS:SG	2.55	0.46
22:AL:17:ARG:CZ	22:AL:20:LYS:HE2	2.45	0.46
23:AM:69:ILE:O	23:AM:73:ILE:HG12	2.16	0.46
23:AM:84:TRP:CZ3	23:AM:85:LEU:HG	2.51	0.46
28:AR:105:LEU:HD23	28:AR:105:LEU:HA	1.76	0.46
35:AY:49:VAL:HB	35:AY:115:LYS:H	1.81	0.46
3:B2:10:LYS:HE2	11:BA:314:A:OP2	2.16	0.46
3:B2:194:LYS:HA	3:B2:194:LYS:HD3	1.76	0.46
10:B9:116:CYS:O	10:B9:120:GLY:N	2.49	0.46
11:BA:507:G:O2'	11:BA:508:A:OP1	2.31	0.46
11:BA:661:G:H3'	11:BA:662:U:C6	2.49	0.46
17:BG:157:ALA:HB2	17:BG:167:THR:OG1	2.16	0.46
18:BH:52:VAL:HG22	18:BH:61:VAL:HG22	1.97	0.46

Continued on next page...

Continued from previous page...

Atom-1	Atom-2	Interatomic distance (Å)	Clash overlap (Å)
23:BM:90:ASN:HD21	29:BS:14:ARG:HD2	1.80	0.46
28:BR:92:ILE:HD11	28:BR:124:VAL:HB	1.97	0.46
28:BR:245:LEU:HA	28:BR:245:LEU:HD23	1.57	0.46
29:BS:113:LYS:O	29:BS:116:MET:HG2	2.15	0.46
29:BS:127:THR:HG22	29:BS:128:TYR:CD2	2.51	0.46
35:BY:142:LYS:HE3	35:BY:156:ILE:HD11	1.98	0.46
2:C1:65:ARG:HH11	17:CG:125:THR:HG21	1.80	0.46
8:C7:77:LYS:HA	8:C7:84:ALA:HB3	1.98	0.46
11:CA:160:C:O2'	35:CY:132:LYS:O	2.34	0.46
11:CA:416:C:HO2'	11:CA:417:A:P	2.36	0.46
11:CA:507:G:O2'	11:CA:508:A:OP1	2.30	0.46
11:CA:879:G:H5''	11:CA:880:G:OP2	2.16	0.46
11:CA:955:A:H2'	11:CA:956:A:O4'	2.16	0.46
11:CA:1464:U:OP2	11:CA:1465:C:H5	1.99	0.46
11:CA:1506:G:O2'	11:CA:1507:U:P	2.73	0.46
14:CD:56:ALA:O	14:CD:60:LEU:HG	2.15	0.46
15:CE:58:PRO:HG3	15:CE:131:THR:HG23	1.98	0.46
28:CR:245:LEU:HD23	28:CR:245:LEU:HA	1.56	0.46
35:CY:129:LEU:HG	35:CY:130:PRO:HD2	1.96	0.46
36:CZ:9:ARG:HH22	36:CZ:33:ASP:HA	1.81	0.46
4:D3:15:ILE:O	4:D3:19:VAL:HG23	2.16	0.46
10:D9:128:HIS:CE1	11:DA:1223:U:H1'	2.51	0.46
11:DA:16:G:H1'	11:DA:1111:A:H61	1.81	0.46
11:DA:675:A:H4'	11:DA:676:C:OP1	2.14	0.46
11:DA:1472:U:OP2	30:DT:105:ARG:NH2	2.49	0.46
18:DH:112:THR:HB	18:DH:115:GLU:HG3	1.98	0.46
19:DI:14:ARG:HD3	19:DI:125:ARG:HH22	1.81	0.46
20:DJ:22:THR:OG1	20:DJ:113:GLU:HB2	2.15	0.46
23:DM:88:ARG:HA	23:DM:88:ARG:HD2	1.54	0.46
27:DQ:68:LYS:HB2	27:DQ:126:GLN:OE1	2.16	0.46
3:A2:195:GLU:HG2	27:AQ:9:TYR:CE2	2.51	0.46
4:A3:62:LEU:HD11	4:A3:95:THR:OG1	2.16	0.46
5:A4:111:ASP:OD1	5:A4:111:ASP:N	2.49	0.46
11:AA:250:A:H4'	33:AW:137:GLN:HE21	1.81	0.46
11:AA:482:A:O5'	26:BP:37:LYS:NZ	2.49	0.46
11:AA:854:G:H1'	11:AA:922:A:O4'	2.15	0.46
11:AA:1513:G:H1'	11:AA:1542:A:H61	1.81	0.46
11:AA:1517:A:OP1	23:AM:133:VAL:N	2.45	0.46
12:AB:53:ILE:HG23	12:AB:174:ILE:HG13	1.96	0.46
22:AL:75:LEU:HD11	22:AL:82:ILE:HD12	1.97	0.46
24:AN:16:ASP:CG	24:AN:26:ARG:NH1	2.69	0.46

Continued on next page...

Continued from previous page...

Atom-1	Atom-2	Interatomic distance (Å)	Clash overlap (Å)
27:AQ:63:LEU:HD21	27:AQ:127:CYS:SG	2.56	0.46
1:B0:22:LYS:N	10:B9:74:LYS:NZ	2.58	0.46
10:B9:101:TYR:CE1	31:BU:33:LEU:HD21	2.50	0.46
11:BA:1456:A:H2'	11:BA:1457:A:O4'	2.16	0.46
12:BB:165:GLU:HG3	12:BB:199:TYR:HE2	1.80	0.46
13:BC:216:HIS:HA	13:BC:217:PRO:HD2	1.81	0.46
14:BD:56:ALA:O	14:BD:60:LEU:HG	2.16	0.46
18:BH:81:VAL:HG21	18:BH:125:ILE:HB	1.98	0.46
32:BV:106:LEU:O	32:BV:110:GLY:N	2.48	0.46
10:C9:104:GLU:HG2	10:C9:105:ASN:H	1.80	0.46
11:CA:172:U:C4'	11:CA:173:A:OP1	2.62	0.46
11:CA:270:U:H5'	11:CA:271:U:H6	1.81	0.46
11:CA:840:A:HO2'	11:CA:841:A:P	2.39	0.46
11:CA:934:U:OP1	11:CA:1044:C:O2'	2.29	0.46
11:CA:1430:C:OP2	23:CM:126:ARG:NH2	2.46	0.46
11:CA:1463:U:H1'	11:CA:1464:U:OP1	2.16	0.46
11:CA:1662:C:H5'	11:CA:1662:C:C6	2.51	0.46
12:CB:35:HIS:NE2	32:CV:104:GLU:OE1	2.48	0.46
22:CL:68:ARG:NH2	22:CL:115:ASP:OD2	2.37	0.46
23:CM:15:HIS:NE2	23:CM:66:CYS:SG	2.89	0.46
23:CM:90:ASN:OD1	29:CS:14:ARG:NH1	2.49	0.46
4:D3:117:ARG:HD2	11:DA:834:A:C6	2.51	0.46
11:DA:1147:U:O4	23:DM:140:THR:HG21	2.16	0.46
11:DA:1431:A:H8	11:DA:1431:A:H3'	1.81	0.46
20:DJ:54:VAL:HB	20:DJ:88:ILE:HB	1.97	0.46
21:DK:75:MET:HG2	21:DK:118:ALA:HB2	1.98	0.46
35:DY:98:ARG:HD2	35:DY:99:GLY:N	2.30	0.46
5:A4:139:ARG:CZ	11:AA:862:A:H5'	2.46	0.45
11:AA:214:U:OP2	11:AA:214:U:C6	2.69	0.45
11:AA:1145:C:C2'	11:AA:1146:C:H5'	2.47	0.45
11:AA:1428:C:HO2'	11:AA:1429:G:P	2.38	0.45
11:AA:1489:U:H5'	11:AA:1490:C:C5	2.50	0.45
12:AB:69:VAL:O	12:AB:91:CYS:HB2	2.16	0.45
12:AB:169:MET:HG3	12:AB:195:VAL:HG11	1.97	0.45
13:AC:178:VAL:HG23	13:AC:185:MET:HB3	1.98	0.45
15:AE:102:PHE:CD1	15:AE:116:TRP:HB3	2.51	0.45
19:AI:95:HIS:HA	19:AI:99:VAL:HG23	1.98	0.45
19:AI:100:ASP:OD2	19:AI:102:ASN:HB3	2.16	0.45
26:AP:27:HIS:HE1	26:AP:67:SER:OG	1.99	0.45
31:AU:87:THR:HB	31:AU:96:LYS:HB2	1.98	0.45
6:B5:87:ARG:HH11	11:BA:1126:C:C5'	2.25	0.45

Continued on next page...

Continued from previous page...

Atom-1	Atom-2	Interatomic distance (Å)	Clash overlap (Å)
13:BC:137:CYS:SG	13:BC:138:GLU:N	2.89	0.45
19:BI:95:HIS:HA	19:BI:99:VAL:HG23	1.97	0.45
27:BQ:63:LEU:HD21	27:BQ:127:CYS:SG	2.56	0.45
35:BY:49:VAL:HB	35:BY:115:LYS:H	1.81	0.45
11:CA:343:C:O2'	11:CA:344:A:OP2	2.25	0.45
11:CA:631:C:OP1	18:CH:32:LYS:N	2.49	0.45
11:CA:1387:A:H2'	11:CA:1388:A:C8	2.52	0.45
12:CB:76:ILE:HD12	12:CB:200:HIS:CD2	2.51	0.45
17:CG:24:ILE:HG13	17:CG:30:GLN:HA	1.97	0.45
17:CG:51:TYR:CG	17:CG:61:CYS:HB2	2.51	0.45
19:CI:100:ASP:OD2	19:CI:102:ASN:HB3	2.16	0.45
19:CI:111:LEU:HD22	19:CI:118:LEU:HD12	1.98	0.45
21:CK:75:MET:HG2	21:CK:118:ALA:HB2	1.97	0.45
25:CO:127:LEU:HD22	25:CO:127:LEU:HA	1.84	0.45
30:CT:155:LYS:H	30:CT:155:LYS:HG2	1.49	0.45
5:D4:72:LEU:O	5:D4:79:SER:OG	2.30	0.45
5:D4:159:THR:HG23	5:D4:161:TYR:HD2	1.77	0.45
6:D5:28:ARG:HG3	21:DK:147:ARG:HA	1.98	0.45
10:D9:126:ALA:HB2	11:DA:1224:C:O4'	2.15	0.45
11:DA:63:U:H3'	11:DA:64:U:H5''	1.98	0.45
11:DA:122:A:C8	35:DY:201:ARG:HD3	2.52	0.45
11:DA:493:U:C4'	11:DA:494:A:OP2	2.63	0.45
11:DA:561:A:OP2	22:DL:66:ALA:HB1	2.15	0.45
11:DA:1025:G:H5''	11:DA:1025:G:H8	1.81	0.45
11:DA:1168:A:HO2'	11:DA:1169:C:P	2.36	0.45
11:DA:1301:A:OP2	13:DC:163:THR:HG21	2.15	0.45
11:DA:1736:C:O2'	11:DA:1737:C:H5'	2.16	0.45
12:DB:76:ILE:HD12	12:DB:200:HIS:CD2	2.51	0.45
12:DB:128:GLN:NE2	12:DB:132:GLU:HG3	2.31	0.45
26:DP:27:HIS:HE1	26:DP:67:SER:OG	1.99	0.45
33:DW:11:ARG:HH12	33:DW:20:LEU:HB3	1.77	0.45
3:A2:111:GLU:OE2	3:A2:171:ARG:NH2	2.48	0.45
5:A4:67:VAL:CG2	11:AA:898:U:H4'	2.45	0.45
5:A4:110:ARG:HG3	21:AK:131:ASP:O	2.15	0.45
10:A9:116:CYS:O	10:A9:120:GLY:N	2.49	0.45
10:A9:137:CYS:SG	10:A9:139:LEU:HB2	2.56	0.45
11:AA:1172:G:N2	39:AA:2376:HOH:O	2.43	0.45
12:AB:76:ILE:HD12	12:AB:200:HIS:CD2	2.51	0.45
14:AD:56:ALA:O	14:AD:60:LEU:HG	2.16	0.45
17:AG:66:ARG:NH2	17:AG:143:ASN:HD21	2.13	0.45
19:AI:54:ILE:HA	19:AI:62:PHE:CE1	2.51	0.45

Continued on next page...

Continued from previous page...

Atom-1	Atom-2	Interatomic distance (Å)	Clash overlap (Å)
25:AO:4:MET:SD	25:AO:126:ARG:NH1	2.90	0.45
36:AZ:30:ARG:O	36:AZ:39:ILE:HG12	2.17	0.45
5:B4:123:LEU:HD11	5:B4:143:LEU:HD11	1.97	0.45
6:B5:10:ARG:HH12	11:BA:1743:A:P	2.39	0.45
6:B5:87:ARG:NH1	11:BA:1126:C:C5'	2.80	0.45
11:BA:470:G:N2	11:BA:503:A:N1	2.48	0.45
11:BA:533:G:N2	39:BA:6087:HOH:O	2.48	0.45
11:BA:809:A:O2'	27:BQ:49:GLU:OE2	2.31	0.45
11:BA:1163:U:H2'	11:BA:1164:C:C6	2.51	0.45
11:BA:1463:U:H1'	11:BA:1464:U:OP1	2.17	0.45
11:BA:1486:U:O2'	11:BA:1487:A:P	2.74	0.45
11:BA:1501:C:P	17:BG:86:LYS:HE2	2.56	0.45
12:BB:29:MET:CE	12:BB:150:LEU:HD21	2.47	0.45
13:BC:35:ALA:HA	13:BC:57:LYS:HD2	1.98	0.45
15:BE:181:ALA:HA	15:BE:199:THR:HG21	1.98	0.45
17:BG:24:ILE:HG13	17:BG:30:GLN:HA	1.99	0.45
19:BI:62:PHE:CE2	19:BI:91:ILE:HD11	2.51	0.45
23:BM:111:GLU:O	23:BM:115:ARG:HG2	2.17	0.45
25:BO:101:ARG:HH12	25:BO:145:ALA:CA	2.29	0.45
30:BT:8:PHE:HB2	30:BT:145:THR:HA	1.98	0.45
36:BZ:9:ARG:HH22	36:BZ:33:ASP:HA	1.80	0.45
1:C0:19:ASN:HB2	10:C9:74:LYS:NZ	2.31	0.45
2:C1:62:ARG:NH1	6:C5:48:SER:HB3	2.32	0.45
10:C9:137:CYS:SG	10:C9:139:LEU:HB2	2.57	0.45
11:CA:151:A:H5'	11:CA:152:U:P	2.56	0.45
11:CA:491:U:H2'	11:CA:492:C:O4'	2.15	0.45
11:CA:1083:G:O2'	11:CA:1705:A:H5''	2.16	0.45
11:CA:1736:C:O2'	11:CA:1737:C:H5'	2.15	0.45
12:CB:121:THR:HG23	12:CB:143:LEU:HD12	1.98	0.45
12:CB:164:THR:CG2	12:CB:200:HIS:HB3	2.46	0.45
18:CH:81:VAL:HG21	18:CH:125:ILE:HB	1.97	0.45
21:CK:103:VAL:HG11	21:CK:142:ARG:HA	1.97	0.45
30:CT:46:ALA:HB1	30:CT:87:LYS:HB3	1.97	0.45
3:D2:56:VAL:HG13	11:DA:324:A:H5'	1.98	0.45
11:DA:110:A:C6	11:DA:245:A:C5	3.04	0.45
11:DA:1053:A:C4	11:DA:1063:A:N6	2.85	0.45
12:DB:26:ASN:ND2	12:DB:149:PRO:HA	2.31	0.45
12:DB:71:VAL:HG11	12:DB:82:ALA:HB1	1.98	0.45
19:DI:26:PRO:HA	19:DI:65:LEU:HD23	1.98	0.45
27:DQ:58:PRO:HA	27:DQ:63:LEU:HB3	1.97	0.45
27:DQ:104:ARG:HG2	27:DQ:104:ARG:NH1	2.30	0.45

Continued on next page...

Continued from previous page...

Atom-1	Atom-2	Interatomic distance (Å)	Clash overlap (Å)
5:A4:86:LYS:HB2	5:A4:107:ASP:HB3	1.98	0.45
8:A7:9:LYS:HA	8:A7:45:LEU:HD11	1.99	0.45
10:A9:156:LYS:HD3	7:D6:60:ILE:HG13	1.97	0.45
11:AA:151:A:H5'	11:AA:152:U:P	2.56	0.45
11:AA:227:G:H2'	11:AA:229:A:N7	2.31	0.45
11:AA:1306:U:H2'	11:AA:1307:U:C6	2.51	0.45
11:AA:1508:G:N3	11:AA:1508:G:H2'	2.31	0.45
13:AC:82:TYR:CD2	13:AC:87:ILE:HD11	2.50	0.45
18:AH:81:VAL:HG21	18:AH:125:ILE:HB	1.99	0.45
20:AJ:22:THR:OG1	20:AJ:113:GLU:HB2	2.16	0.45
22:AL:9:ILE:HA	27:AQ:98:ARG:HB3	1.96	0.45
23:AM:111:GLU:O	23:AM:115:ARG:HG2	2.15	0.45
28:AR:135:SER:HG	28:AR:145:TRP:HE1	1.63	0.45
7:B6:18:LYS:HZ2	11:BA:936:U:C5'	2.30	0.45
11:BA:226:A:H3'	11:BA:227:G:C4'	2.46	0.45
11:BA:776:A:H5''	11:BA:777:U:O5'	2.16	0.45
11:BA:866:U:O2	11:BA:966:A:O2'	2.35	0.45
11:BA:1155:A:C4	29:BS:105:LYS:HB2	2.52	0.45
11:BA:1306:U:H2'	11:BA:1307:U:C6	2.51	0.45
12:BB:194:MET:CE	32:BV:89:SER:HB2	2.47	0.45
17:BG:106:VAL:HG12	17:BG:172:ILE:HG22	1.97	0.45
24:BN:16:ASP:CG	24:BN:26:ARG:NH1	2.69	0.45
29:BS:13:PHE:CD2	29:BS:117:ILE:HD11	2.52	0.45
30:BT:108:LEU:HB3	30:BT:130:ARG:HD2	1.99	0.45
11:CA:243:G:C4'	33:CW:204:GLN:HE21	2.30	0.45
11:CA:762:U:O2	11:CA:762:U:H2'	2.16	0.45
11:CA:1246:C:O2'	11:CA:1247:A:P	2.74	0.45
11:CA:1372:A:OP2	32:CV:56:HIS:HE1	2.00	0.45
11:CA:1469:U:C5'	30:CT:75:GLY:HA3	2.46	0.45
19:CI:95:HIS:HA	19:CI:99:VAL:HG23	1.98	0.45
20:CJ:23:LEU:HD22	20:CJ:112:ILE:HG12	1.98	0.45
25:CO:121:GLU:OE2	25:CO:143:TYR:HE2	2.00	0.45
29:CS:34:ILE:HD13	29:CS:50:VAL:HG21	1.98	0.45
31:CU:50:CYS:HB3	31:CU:55:TYR:CZ	2.51	0.45
33:CW:126:LEU:HB3	33:CW:143:THR:CG2	2.44	0.45
1:D0:25:LEU:H	1:D0:25:LEU:HG	1.51	0.45
5:D4:110:ARG:HG3	21:DK:131:ASP:O	2.16	0.45
5:D4:181:GLU:HG2	5:D4:199:TYR:CE1	2.51	0.45
10:D9:111:LEU:CD1	10:D9:124:PHE:HE2	2.30	0.45
11:DA:2:A:H1'	11:DA:3:C:OP2	2.17	0.45
11:DA:143:C:OP1	26:DP:118:LYS:HB2	2.17	0.45

Continued on next page...

Continued from previous page...

Atom-1	Atom-2	Interatomic distance (Å)	Clash overlap (Å)
11:DA:249:A:H4'	33:DW:133:ILE:HG22	1.98	0.45
11:DA:638:U:H2'	11:DA:639:C:C6	2.52	0.45
11:DA:1420:U:OP2	39:DA:8036:HOH:O	2.21	0.45
11:DA:1455:A:H4'	19:DI:17:ASN:ND2	2.32	0.45
12:DB:28:GLN:HB3	12:DB:150:LEU:HD12	1.99	0.45
14:DD:20:GLU:HG3	14:DD:23:ARG:HB3	1.97	0.45
19:DI:54:ILE:HA	19:DI:62:PHE:CE1	2.51	0.45
19:DI:57:LEU:CD2	19:DI:110:GLN:HG2	2.47	0.45
28:DR:22:ASP:HB3	28:DR:47:ARG:HB2	1.98	0.45
2:A1:17:LYS:HE2	11:AA:1588:G:O2'	2.17	0.45
3:A2:89:VAL:CG2	3:A2:102:LYS:HA	2.45	0.45
8:A7:70:LYS:HG2	8:A7:92:PHE:HE2	1.81	0.45
11:AA:328:G:H5''	11:AA:329:A:N7	2.31	0.45
11:AA:535:A:H8	11:AA:535:A:OP2	2.00	0.45
11:AA:605:U:OP1	22:AL:19:ARG:NH2	2.49	0.45
11:AA:641:G:H2'	11:AA:642:G:O4'	2.17	0.45
11:AA:1463:U:H1'	11:AA:1464:U:OP1	2.15	0.45
12:AB:45:ASN:OD1	32:AV:109:LEU:HD11	2.16	0.45
13:AC:68:LYS:HB2	13:AC:68:LYS:HE3	1.64	0.45
22:AL:7:ARG:HH11	22:AL:7:ARG:CG	2.20	0.45
25:AO:101:ARG:HH12	25:AO:145:ALA:HB1	1.81	0.45
26:AP:18:ARG:NE	26:AP:20:GLN:HE21	2.14	0.45
27:AQ:68:LYS:HB2	27:AQ:126:GLN:OE1	2.17	0.45
32:AV:53:PHE:CE2	32:AV:57:LEU:HD11	2.51	0.45
35:AY:116:LYS:NZ	35:AY:125:THR:OG1	2.48	0.45
6:B5:42:ARG:NH1	6:B5:71:VAL:HG21	2.31	0.45
11:BA:912:A:HO2'	11:BA:913:U:P	2.38	0.45
11:BA:1054:U:H4'	11:BA:1055:G:O5'	2.15	0.45
11:BA:1662:C:C6	11:BA:1662:C:H5'	2.52	0.45
11:BA:1721:G:H4'	11:BA:1722:U:O5'	2.17	0.45
12:BB:45:ASN:OD1	32:BV:109:LEU:HD11	2.16	0.45
14:BD:129:ILE:O	14:BD:142:ASN:HA	2.15	0.45
20:BJ:37:GLU:O	20:BJ:41:ARG:HB2	2.17	0.45
23:BM:69:ILE:O	23:BM:73:ILE:HG12	2.16	0.45
27:BQ:68:LYS:O	27:BQ:126:GLN:N	2.48	0.45
11:CA:89:A:H1'	33:CW:3:ARG:O	2.16	0.45
11:CA:931:A:P	25:CO:96:LYS:NZ	2.89	0.45
11:CA:1059:A:N3	11:CA:1115:A:O2'	2.44	0.45
11:CA:1605:A:H4'	11:CA:1606:C:O5'	2.16	0.45
12:CB:26:ASN:ND2	12:CB:149:PRO:HA	2.31	0.45
12:CB:58:ARG:CZ	36:CZ:54:VAL:HG21	2.46	0.45

Continued on next page...

Continued from previous page...

Atom-1	Atom-2	Interatomic distance (Å)	Clash overlap (Å)
28:CR:22:ASP:HB3	28:CR:47:ARG:HB2	1.98	0.45
28:CR:140:ARG:HH11	28:CR:162:SER:HA	1.81	0.45
29:CS:113:LYS:O	29:CS:116:MET:HG2	2.15	0.45
9:D8:70:VAL:HG11	17:DG:161:MET:SD	2.56	0.45
11:DA:575:U:H5''	11:DA:576:U:OP2	2.15	0.45
11:DA:1292:U:O2	11:DA:1294:A:H5'	2.17	0.45
11:DA:1513:G:H1'	11:DA:1542:A:H61	1.81	0.45
21:DK:119:LEU:HD12	21:DK:119:LEU:HA	1.86	0.45
34:DX:59:SER:HA	34:DX:60:PRO:HD3	1.78	0.45
2:A1:61:GLU:O	6:A5:51:ARG:CZ	2.65	0.45
3:A2:10:LYS:CD	11:AA:329:A:H5''	2.43	0.45
3:A2:185:ARG:NH2	11:AA:202:U:O2	2.50	0.45
10:A9:128:HIS:ND1	11:AA:1222:U:O2'	2.31	0.45
11:AA:267:A:H2'	11:AA:268:G:C8	2.51	0.45
11:AA:516:G:OP2	26:AP:35:LYS:HE2	2.14	0.45
11:AA:1406:G:O2'	11:AA:1407:A:OP2	2.32	0.45
11:AA:1691:C:N4	39:AA:2230:HOH:O	2.30	0.45
13:AC:221:ILE:HG22	13:AC:222:THR:H	1.82	0.45
13:AC:228:ARG:H	13:AC:228:ARG:HG2	1.48	0.45
21:AK:54:VAL:HG11	21:AK:81:VAL:HA	1.99	0.45
21:AK:139:SER:OG	21:AK:140:THR:O	2.23	0.45
23:AM:24:GLY:HA2	23:AM:58:ALA:HB3	1.99	0.45
24:AN:33:TYR:O	24:AN:34:GLU:HB3	2.16	0.45
28:AR:299:ILE:HD12	28:AR:330:ASP:HB2	1.98	0.45
8:B7:6:LYS:HZ1	31:BU:27:LYS:NZ	2.14	0.45
10:B9:137:CYS:SG	10:B9:139:LEU:HB2	2.57	0.45
11:BA:234:G:O2'	11:BA:235:A:P	2.74	0.45
11:BA:447:C:H5'	11:BA:448:A:N7	2.32	0.45
11:BA:802:U:H2'	11:BA:803:A:C8	2.52	0.45
11:BA:872:A:H3'	11:BA:873:G:H5''	1.98	0.45
11:BA:933:A:H2'	11:BA:934:U:O4'	2.15	0.45
11:BA:1451:C:H4'	11:BA:1452:G:OP1	2.17	0.45
11:BA:1514:G:O2'	11:BA:1515:A:C8	2.68	0.45
11:BA:1736:C:O2'	11:BA:1737:C:H5'	2.17	0.45
12:BB:76:ILE:HD12	12:BB:200:HIS:CD2	2.51	0.45
12:BB:128:GLN:NE2	12:BB:132:GLU:HG3	2.30	0.45
17:BG:178:ASN:HA	17:BG:186:ILE:HD12	1.99	0.45
22:BL:17:ARG:NH1	22:BL:20:LYS:HE2	2.31	0.45
27:BQ:73:LEU:O	27:BQ:85:ILE:HA	2.17	0.45
28:BR:140:ARG:HG2	28:BR:163:ASP:O	2.17	0.45
4:C3:133:PRO:HG3	4:C3:162:PHE:CE1	2.52	0.45

Continued on next page...

Continued from previous page...

Atom-1	Atom-2	Interatomic distance (Å)	Clash overlap (Å)
11:CA:3:C:O2'	15:CE:182:ALA:N	2.49	0.45
11:CA:673:A:H2'	11:CA:675:A:N6	2.28	0.45
11:CA:1406:G:O2'	11:CA:1407:A:OP2	2.33	0.45
11:CA:1715:A:H1'	11:CA:1736:C:H5'	1.98	0.45
12:CB:12:ARG:HD3	12:CB:172:TRP:CZ3	2.52	0.45
18:CH:28:ARG:HB2	18:CH:60:LYS:HG2	1.98	0.45
18:CH:112:THR:HB	18:CH:115:GLU:HG3	1.99	0.45
22:CL:17:ARG:CZ	22:CL:20:LYS:HE2	2.46	0.45
24:CN:16:ASP:CG	24:CN:26:ARG:HH12	2.19	0.45
28:CR:235:LYS:HG3	28:CR:256:SER:O	2.16	0.45
8:D7:70:LYS:HG2	8:D7:92:PHE:HE2	1.81	0.45
10:D9:123:ILE:HD13	10:D9:136:LYS:HD2	1.98	0.45
11:DA:328:G:H5'	11:DA:330:C:H41	1.81	0.45
11:DA:535:A:OP2	11:DA:535:A:H8	1.98	0.45
11:DA:893:A:C5	11:DA:894:U:C4	3.04	0.45
11:DA:1240:G:N7	39:DA:8007:HOH:O	2.36	0.45
11:DA:1387:A:H2'	11:DA:1388:A:C8	2.51	0.45
11:DA:1662:C:C6	11:DA:1662:C:H5'	2.52	0.45
18:DH:8:ALA:HA	18:DH:74:VAL:HG21	1.97	0.45
21:DK:76:GLN:O	21:DK:79:ILE:HG13	2.16	0.45
8:A7:47:ARG:HG3	8:A7:47:ARG:NH1	2.30	0.45
11:AA:668:U:H2'	11:AA:669:G:O4'	2.16	0.45
11:AA:802:U:H2'	11:AA:803:A:C8	2.52	0.45
11:AA:977:U:H2'	11:AA:978:C:O4'	2.15	0.45
11:AA:1461:A:H4'	13:AC:6:ARG:HE	1.81	0.45
11:AA:1480:U:HO2'	11:AA:1481:A:P	2.39	0.45
12:AB:56:ALA:O	12:AB:60:ILE:HG13	2.16	0.45
12:AB:196:ASP:HA	12:AB:199:TYR:CD1	2.52	0.45
21:AK:135:ILE:HD13	21:AK:135:ILE:HA	1.86	0.45
25:AO:121:GLU:OE2	25:AO:143:TYR:HE2	1.99	0.45
28:AR:24:VAL:O	28:AR:313:THR:HB	2.17	0.45
30:AT:145:THR:HG22	30:AT:149:ILE:HD11	1.98	0.45
8:B7:12:ILE:HD12	8:B7:45:LEU:HD12	1.99	0.45
11:BA:90:U:OP1	33:BW:3:ARG:HB2	2.17	0.45
11:BA:575:U:H5''	11:BA:576:U:OP2	2.16	0.45
11:BA:719:G:C8	11:BA:719:G:OP2	2.70	0.45
11:BA:762:U:O2	11:BA:762:U:H2'	2.17	0.45
11:BA:1226:U:C2'	11:BA:1227:G:H5'	2.47	0.45
12:BB:26:ASN:ND2	12:BB:149:PRO:HA	2.31	0.45
12:BB:71:VAL:HG11	12:BB:82:ALA:HB1	1.99	0.45
12:BB:145:ASP:HB3	12:BB:147:ASP:OD1	2.17	0.45

Continued on next page...

Continued from previous page...

Atom-1	Atom-2	Interatomic distance (Å)	Clash overlap (Å)
19:BI:54:ILE:HA	19:BI:62:PHE:CE1	2.51	0.45
28:BR:193:ASP:OD1	28:BR:193:ASP:N	2.40	0.45
32:BV:27:ASP:HB3	32:BV:30:PHE:HD2	1.80	0.45
33:BW:162:LEU:HD13	33:BW:171:ILE:HG21	1.97	0.45
33:BW:193:ARG:NH1	33:BW:220:PHE:HE1	2.15	0.45
33:BW:194:VAL:HG21	33:BW:240:LEU:HD13	1.97	0.45
1:C0:101:ASN:HD21	10:C9:77:LYS:HZ1	1.60	0.45
3:C2:50:ARG:HB3	3:C2:67:ARG:HG3	1.97	0.45
4:C3:174:TYR:CE2	4:C3:180:ARG:HB2	2.51	0.45
8:C7:47:ARG:HH11	8:C7:47:ARG:CG	2.29	0.45
11:CA:55:U:H4'	11:CA:56:G:O5'	2.17	0.45
11:CA:234:G:O2'	11:CA:235:A:O4'	2.34	0.45
11:CA:451:G:OP1	26:CP:102:ARG:NH2	2.50	0.45
11:CA:977:U:H2'	11:CA:978:C:O4'	2.16	0.45
11:CA:1306:U:H2'	11:CA:1307:U:C6	2.51	0.45
11:CA:1573:G:H22	30:CT:91:ASN:ND2	2.14	0.45
12:CB:145:ASP:HB3	12:CB:147:ASP:OD1	2.17	0.45
13:CC:146:LYS:CB	13:CC:151:LYS:HZ1	2.30	0.45
17:CG:178:ASN:HA	17:CG:186:ILE:HD12	1.99	0.45
21:CK:105:THR:HG22	21:CK:107:GLN:H	1.82	0.45
33:CW:185:ILE:HD12	33:CW:193:ARG:HB2	1.99	0.45
4:D3:174:TYR:CE2	4:D3:180:ARG:HB2	2.51	0.45
10:D9:116:CYS:O	10:D9:120:GLY:N	2.49	0.45
11:DA:3:C:N4	14:DD:16:ARG:HB2	2.32	0.45
11:DA:382:A:H4'	11:DA:1684:A:H5'	1.99	0.45
11:DA:447:C:H5'	11:DA:448:A:N7	2.31	0.45
11:DA:553:A:H2	13:DC:181:LYS:NZ	2.10	0.45
11:DA:676:C:HO2'	11:DA:677:G:P	2.36	0.45
11:DA:879:G:C6	11:DA:880:G:C6	3.04	0.45
11:DA:982:U:C4'	11:DA:983:A:OP2	2.63	0.45
11:DA:1145:C:OP1	23:DM:132:LYS:NZ	2.28	0.45
11:DA:1241:U:H4'	11:DA:1242:G:O5'	2.17	0.45
11:DA:1518:G:H2'	11:DA:1519:U:H5''	1.97	0.45
11:DA:1575:U:H2'	11:DA:1576:U:C6	2.50	0.45
18:DH:28:ARG:HB2	18:DH:60:LYS:HG2	1.99	0.45
21:DK:103:VAL:HG11	21:DK:142:ARG:HA	1.98	0.45
23:DM:24:GLY:HA2	23:DM:58:ALA:HB3	1.97	0.45
30:DT:145:THR:HG22	30:DT:149:ILE:HD11	1.98	0.45
33:DW:31:PRO:HG2	33:DW:38:LEU:HG	1.98	0.45
33:DW:114:LYS:HA	33:DW:114:LYS:HD2	1.73	0.45
33:DW:143:THR:OG1	33:DW:147:ARG:HB2	2.17	0.45

Continued on next page...

Continued from previous page...

Atom-1	Atom-2	Interatomic distance (Å)	Clash overlap (Å)
3:A2:94:THR:HG23	11:AA:319:A:C2	2.52	0.45
4:A3:174:TYR:CE2	4:A3:180:ARG:HB2	2.51	0.45
5:A4:74:ASP:OD1	5:A4:74:ASP:N	2.50	0.45
6:A5:28:ARG:HG3	21:AK:147:ARG:HA	1.97	0.45
7:A6:29:TYR:H	7:A6:46:SER:HB3	1.81	0.45
9:A8:63:VAL:HG22	17:AG:97:LEU:HB3	1.99	0.45
11:AA:558:G:N1	11:AA:574:A:OP2	2.46	0.45
11:AA:1355:G:H21	28:AR:76:ASN:ND2	2.14	0.45
11:AA:1527:A:OP2	29:AS:52:ARG:NH1	2.50	0.45
12:AB:12:ARG:HD3	12:AB:172:TRP:CZ3	2.52	0.45
12:AB:71:VAL:HG11	12:AB:82:ALA:HB1	1.97	0.45
14:AD:118:LEU:HD12	14:AD:118:LEU:HA	1.82	0.45
22:AL:68:ARG:HG3	22:AL:116:ILE:HG12	1.99	0.45
23:AM:87:ASN:HB2	23:AM:100:MET:HG3	1.98	0.45
27:AQ:12:GLN:NE2	27:AQ:60:THR:HG23	2.28	0.45
27:AQ:58:PRO:HA	27:AQ:63:LEU:HB3	1.99	0.45
33:AW:126:LEU:HB3	33:AW:143:THR:CG2	2.47	0.45
36:AZ:47:VAL:N	36:AZ:74:ARG:HH22	2.15	0.45
36:AZ:71:GLY:O	36:AZ:75:SER:HB3	2.16	0.45
4:B3:161:ASP:OD1	4:B3:161:ASP:N	2.42	0.45
5:B4:72:LEU:HD12	5:B4:85:ARG:HB3	1.99	0.45
10:B9:123:ILE:HD13	10:B9:136:LYS:HD2	1.98	0.45
11:BA:500:U:H2'	11:BA:501:U:H6	1.81	0.45
11:BA:875:C:OP2	11:BA:875:C:H6	1.99	0.45
11:BA:1154:U:H5''	29:BS:129:LYS:HD3	1.99	0.45
11:BA:1431:A:H8	11:BA:1431:A:H3'	1.81	0.45
20:BJ:22:THR:OG1	20:BJ:113:GLU:HB2	2.16	0.45
21:BK:103:VAL:HG11	21:BK:142:ARG:HA	1.98	0.45
23:BM:89:ILE:HD13	23:BM:89:ILE:HA	1.80	0.45
26:BP:16:LEU:HD21	33:BW:64:ILE:HG12	1.98	0.45
35:BY:48:TYR:OH	35:BY:116:LYS:HE3	2.17	0.45
4:C3:109:LYS:H	4:C3:109:LYS:CE	2.29	0.45
11:CA:363:G:H5''	18:CH:88:LYS:HE2	1.99	0.45
11:CA:447:C:H5'	11:CA:448:A:N7	2.31	0.45
11:CA:593:A:H2'	11:CA:594:U:C6	2.52	0.45
11:CA:665:A:O3'	11:CA:666:A:H8	1.98	0.45
11:CA:728:U:H5'	11:CA:729:U:OP2	2.17	0.45
11:CA:1241:U:H4'	11:CA:1242:G:O5'	2.16	0.45
11:CA:1513:G:H1'	11:CA:1542:A:H61	1.81	0.45
11:CA:1568:C:O2'	11:CA:1570:U:H5	2.00	0.45
15:CE:141:ARG:HB2	15:CE:223:TYR:CE1	2.52	0.45

Continued on next page...

Continued from previous page...

Atom-1	Atom-2	Interatomic distance (Å)	Clash overlap (Å)
25:CO:101:ARG:HH12	25:CO:145:ALA:CA	2.29	0.45
33:CW:143:THR:OG1	33:CW:147:ARG:HB2	2.17	0.45
35:CY:14:LYS:HD2	35:CY:123:GLY:HA3	1.99	0.45
35:CY:84:PHE:CZ	35:CY:91:PHE:HD1	2.35	0.45
36:CZ:17:ILE:HG22	36:CZ:21:LYS:HA	1.99	0.45
4:D3:63:ILE:HG12	4:D3:93:PHE:O	2.17	0.45
11:DA:17:C:H2'	11:DA:18:C:C6	2.51	0.45
11:DA:486:A:H5''	11:DA:487:C:OP2	2.16	0.45
11:DA:840:A:HO2'	11:DA:841:A:P	2.40	0.45
11:DA:872:A:H3'	11:DA:873:G:H5''	1.98	0.45
11:DA:1163:U:H2'	11:DA:1164:C:C6	2.52	0.45
11:DA:1288:C:P	32:DV:7:LYS:HE3	2.57	0.45
15:DE:205:THR:HG23	15:DE:211:PHE:CE2	2.52	0.45
18:DH:18:GLU:OE2	18:DH:67:GLY:HA2	2.16	0.45
19:DI:15:LYS:HG3	19:DI:78:SER:HB3	1.99	0.45
19:DI:143:ALA:HA	19:DI:145:ARG:NH1	2.32	0.45
25:DO:88:GLU:HG3	25:DO:89:ASP:H	1.82	0.45
28:DR:161:HIS:H	28:DR:161:HIS:HD2	1.65	0.45
28:DR:235:LYS:HG3	28:DR:256:SER:O	2.17	0.45
33:DW:36:HIS:CD2	33:DW:87:GLY:HA3	2.51	0.45
3:A2:56:VAL:HG22	11:AA:324:A:P	2.57	0.45
6:A5:15:ARG:NH2	11:AA:913:U:C5	2.85	0.45
11:AA:63:U:H3'	11:AA:64:U:H5''	1.98	0.45
11:AA:83:C:H5'	11:AA:84:U:OP2	2.16	0.45
11:AA:593:A:H2'	11:AA:594:U:C6	2.52	0.45
11:AA:672:C:H2'	11:AA:673:A:O4'	2.17	0.45
11:AA:1031:A:H2	11:AA:1037:G:H22	1.63	0.45
11:AA:1464:U:OP2	11:AA:1465:C:C5	2.69	0.45
11:AA:1518:G:H2'	11:AA:1519:U:H5''	1.98	0.45
11:AA:1662:C:C6	11:AA:1662:C:H5'	2.52	0.45
12:AB:28:GLN:HB3	12:AB:150:LEU:HD12	1.98	0.45
12:AB:165:GLU:HG3	12:AB:199:TYR:HE2	1.82	0.45
14:AD:32:GLY:HA3	34:AX:41:TYR:CE1	2.52	0.45
14:AD:129:ILE:O	14:AD:142:ASN:HA	2.16	0.45
16:AF:78:ARG:NH1	16:AF:100:GLY:CA	2.78	0.45
18:AH:8:ALA:HA	18:AH:74:VAL:HG21	1.97	0.45
30:AT:155:LYS:H	30:AT:155:LYS:HG2	1.48	0.45
33:AW:193:ARG:NH1	33:AW:220:PHE:HE1	2.15	0.45
35:AY:64:LYS:HZ1	35:AY:82:SER:H	1.63	0.45
2:B1:54:VAL:HB	17:BG:28:CYS:HA	1.98	0.45
3:B2:94:THR:HG23	11:BA:319:A:H2	1.82	0.45

Continued on next page...

Continued from previous page...

Atom-1	Atom-2	Interatomic distance (Å)	Clash overlap (Å)
8:B7:3:HIS:CE1	11:BA:1204:U:O4'	2.70	0.45
8:B7:70:LYS:HG2	8:B7:92:PHE:HE2	1.82	0.45
11:BA:226:A:H3'	11:BA:227:G:O4'	2.16	0.45
11:BA:289:U:H2'	11:BA:290:A:O4'	2.17	0.45
11:BA:514:G:H4'	26:BP:34:SER:HB3	1.99	0.45
11:BA:1123:G:C6	11:BA:1721:G:C6	3.05	0.45
11:BA:1463:U:HO2'	11:BA:1464:U:P	2.40	0.45
12:BB:196:ASP:HA	12:BB:199:TYR:CD1	2.52	0.45
15:BE:102:PHE:CD1	15:BE:116:TRP:HB3	2.51	0.45
28:BR:235:LYS:HG3	28:BR:256:SER:O	2.16	0.45
31:BU:87:THR:HB	31:BU:96:LYS:HB2	1.98	0.45
3:C2:94:THR:HG23	11:CA:319:A:C2	2.52	0.45
5:C4:85:ARG:HH12	5:C4:108:ILE:HD11	1.80	0.45
8:C7:70:LYS:HG2	8:C7:92:PHE:HE2	1.82	0.45
11:CA:250:A:H4'	33:CW:137:GLN:HE21	1.81	0.45
11:CA:535:A:H8	11:CA:535:A:OP2	1.99	0.45
11:CA:1076:U:H5''	22:CL:14:LYS:HE2	1.98	0.45
11:CA:1199:G:N2	31:CU:27:LYS:HG3	2.32	0.45
13:CC:118:VAL:HG21	13:CC:145:LEU:HD21	1.98	0.45
15:CE:102:PHE:CD1	15:CE:116:TRP:HB3	2.51	0.45
18:CH:8:ALA:HA	18:CH:74:VAL:HG21	1.99	0.45
18:CH:18:GLU:OE2	18:CH:67:GLY:HA2	2.15	0.45
9:D8:40:ASN:HB2	23:DM:25:LYS:HZ3	1.81	0.45
10:D9:100:PHE:HB3	10:D9:124:PHE:CZ	2.51	0.45
11:DA:515:U:OP1	26:DP:35:LYS:HD2	2.15	0.45
11:DA:516:G:OP2	26:DP:35:LYS:HE2	2.16	0.45
11:DA:593:A:H2'	11:DA:594:U:C6	2.52	0.45
11:DA:937:U:O2	25:DO:63:PRO:HB2	2.17	0.45
11:DA:1025:G:H2'	11:DA:1026:C:O4'	2.17	0.45
11:DA:1444:U:O2'	17:DG:77:ASN:OD1	2.35	0.45
11:DA:1508:G:N3	11:DA:1508:G:H2'	2.32	0.45
11:DA:1721:G:H4'	11:DA:1722:U:C5'	2.47	0.45
15:DE:57:GLU:HG3	15:DE:59:GLU:HG2	1.99	0.45
24:DN:33:TYR:O	24:DN:34:GLU:HB3	2.17	0.45
28:DR:184:ALA:H	28:DR:206:ARG:HH22	1.65	0.45
28:DR:313:THR:N	28:DR:327:GLY:O	2.50	0.45
30:DT:105:ARG:H	30:DT:105:ARG:HG2	1.59	0.45
31:DU:87:THR:HB	31:DU:96:LYS:HB2	1.97	0.45
33:DW:36:HIS:CE1	33:DW:87:GLY:HA3	2.51	0.45
35:DY:64:LYS:HZ1	35:DY:82:SER:H	1.63	0.45
4:A3:5:LYS:HD3	4:A3:5:LYS:HA	1.70	0.45

Continued on next page...

Continued from previous page...

Atom-1	Atom-2	Interatomic distance (Å)	Clash overlap (Å)
11:AA:20:G:H5''	11:AA:565:G:C4	2.52	0.45
11:AA:409:G:O2'	11:AA:410:G:O4'	2.35	0.45
11:AA:531:A:H1'	39:AA:2093:HOH:O	2.16	0.45
11:AA:955:A:H2'	11:AA:956:A:O4'	2.17	0.45
11:AA:1098:A:H5''	11:AA:1099:G:OP2	2.17	0.45
11:AA:1246:C:O2'	11:AA:1247:A:P	2.75	0.45
11:AA:1575:U:H2'	11:AA:1576:U:C6	2.52	0.45
13:AC:77:GLN:HG3	13:AC:87:ILE:HD12	1.98	0.45
14:AD:110:GLN:OE1	14:AD:126:ARG:HD2	2.16	0.45
28:AR:184:ALA:H	28:AR:206:ARG:HH22	1.65	0.45
31:AU:29:LEU:O	31:AU:33:LEU:HB2	2.16	0.45
33:AW:36:HIS:ND1	33:AW:87:GLY:HA3	2.32	0.45
35:AY:7:TYR:HA	35:AY:8:PRO:HD3	1.59	0.45
35:AY:198:LYS:O	35:AY:201:ARG:HB2	2.17	0.45
36:AZ:17:ILE:HG22	36:AZ:21:LYS:HA	1.99	0.45
1:B0:22:LYS:CA	10:B9:74:LYS:HZ3	2.30	0.45
4:B3:109:LYS:NZ	11:BA:725:A:O3'	2.50	0.45
5:B4:216:ILE:H	5:B4:216:ILE:HG13	1.57	0.45
6:B5:45:VAL:HA	21:BK:113:GLN:HG3	1.99	0.45
11:BA:229:A:C5	11:BA:230:A:C6	3.05	0.45
11:BA:809:A:O2'	27:BQ:45:LYS:NZ	2.23	0.45
11:BA:1025:G:H2'	11:BA:1026:C:O4'	2.16	0.45
11:BA:1084:A:O2'	11:BA:1704:C:O2'	2.26	0.45
11:BA:1429:G:H5''	23:BM:138:THR:OG1	2.17	0.45
14:BD:12:TYR:HA	14:BD:47:MET:HG3	1.98	0.45
15:BE:57:GLU:HG3	15:BE:59:GLU:HG2	1.99	0.45
19:BI:122:ASP:HA	19:BI:123:PRO:HD3	1.75	0.45
21:BK:75:MET:HG2	21:BK:118:ALA:HB2	1.98	0.45
22:BL:82:ILE:HD11	22:BL:121:PHE:CE1	2.52	0.45
25:BO:65:VAL:HG21	25:BO:73:ILE:HD11	1.99	0.45
27:BQ:37:ILE:HD11	27:BQ:59:PHE:HE1	1.80	0.45
28:BR:22:ASP:HB3	28:BR:47:ARG:HB2	1.98	0.45
28:BR:47:ARG:HA	28:BR:78:PHE:HB3	1.98	0.45
28:BR:127:SER:OG	28:BR:132:GLN:HB2	2.17	0.45
35:BY:182:LEU:O	35:BY:187:ARG:HD2	2.17	0.45
36:BZ:17:ILE:HG22	36:BZ:21:LYS:HA	1.99	0.45
11:CA:112:U:O2'	11:CA:324:A:N3	2.39	0.45
11:CA:289:U:H2'	11:CA:290:A:O4'	2.17	0.45
11:CA:982:U:C4'	11:CA:983:A:OP2	2.64	0.45
11:CA:1025:G:H5''	11:CA:1025:G:H8	1.82	0.45
11:CA:1390:G:H2'	11:CA:1391:C:O4'	2.16	0.45

Continued on next page...

Continued from previous page...

Atom-1	Atom-2	Interatomic distance (Å)	Clash overlap (Å)
11:CA:1480:U:O2'	11:CA:1481:A:C8	2.70	0.45
13:CC:15:VAL:HG11	24:CN:35:MET:HB3	1.99	0.45
13:CC:226:GLU:HB2	28:CR:208:THR:H	1.81	0.45
17:CG:107:PHE:HD1	17:CG:172:ILE:HD13	1.82	0.45
17:CG:188:LYS:HD3	17:CG:188:LYS:HA	1.67	0.45
28:CR:178:ASN:CB	23:DM:110:ARG:NH1	2.80	0.45
36:CZ:71:GLY:O	36:CZ:75:SER:HB3	2.17	0.45
3:D2:194:LYS:HA	3:D2:194:LYS:HD3	1.75	0.45
4:D3:127:LEU:HB2	4:D3:174:TYR:CE1	2.51	0.45
8:D7:67:TYR:HB3	13:DC:75:PHE:HZ	1.81	0.45
10:D9:102:LYS:HG2	10:D9:103:LEU:N	2.31	0.45
11:DA:297:U:O4	39:DA:7336:HOH:O	2.21	0.45
11:DA:372:C:O2'	11:DA:739:A:N1	2.46	0.45
11:DA:378:A:OP2	11:DA:378:A:C8	2.55	0.45
11:DA:630:A:OP2	39:DA:7827:HOH:O	2.20	0.45
19:DI:29:GLY:HA2	19:DI:65:LEU:O	2.17	0.45
21:DK:105:THR:HG22	21:DK:107:GLN:H	1.82	0.45
4:A3:109:LYS:H	4:A3:109:LYS:CE	2.29	0.45
9:A8:47:LYS:HB2	23:AM:6:GLU:HA	1.99	0.45
10:A9:104:GLU:HG2	10:A9:105:ASN:H	1.80	0.45
11:AA:57:U:O2'	11:AA:443:A:N3	2.47	0.45
11:AA:517:U:O2'	11:AA:519:A:N7	2.40	0.45
11:AA:1313:G:H22	11:AA:1354:A:H2	1.64	0.45
11:AA:1431:A:H3'	11:AA:1431:A:C8	2.52	0.45
11:AA:1440:A:H4'	11:AA:1513:G:H4'	1.99	0.45
11:AA:1463:U:HO2'	11:AA:1464:U:P	2.39	0.45
11:AA:1586:A:C5'	11:AA:1587:U:OP2	2.65	0.45
12:AB:29:MET:HE3	12:AB:144:CYS:HB3	1.99	0.45
26:AP:127:LYS:HG2	26:AP:129:GLY:H	1.82	0.45
29:AS:34:ILE:HD13	29:AS:50:VAL:HG21	1.99	0.45
35:AY:152:ASP:HA	35:AY:153:PRO:HD2	1.84	0.45
4:B3:117:ARG:HD2	11:BA:834:A:C6	2.51	0.45
4:B3:171:THR:O	4:B3:175:LYS:HB2	2.16	0.45
11:BA:17:C:H2'	11:BA:18:C:C6	2.52	0.45
12:BB:148:SER:HA	12:BB:149:PRO:HD3	1.75	0.45
17:BG:24:ILE:HD13	17:BG:24:ILE:H	1.82	0.45
20:BJ:23:LEU:HD22	20:BJ:112:ILE:HG12	1.99	0.45
28:BR:238:LEU:HD12	28:BR:238:LEU:HA	1.89	0.45
29:BS:36:ASP:OD1	29:BS:36:ASP:N	2.47	0.45
8:C7:67:TYR:HB3	13:CC:75:PHE:HZ	1.82	0.45
8:C7:95:SER:OG	13:CC:70:LYS:HE3	2.16	0.45

Continued on next page...

Continued from previous page...

Atom-1	Atom-2	Interatomic distance (Å)	Clash overlap (Å)
11:CA:1025:G:H2'	11:CA:1026:C:O4'	2.17	0.45
11:CA:1440:A:H4'	11:CA:1513:G:H4'	1.98	0.45
11:CA:1486:U:HO2'	11:CA:1487:A:P	2.36	0.45
11:CA:1586:A:H3'	11:CA:1587:U:H6	1.82	0.45
12:CB:53:ILE:HG23	12:CB:174:ILE:HG13	1.98	0.45
17:CG:35:CYS:HB3	17:CG:63:ILE:HD11	1.98	0.45
19:CI:143:ALA:HA	19:CI:145:ARG:NH1	2.32	0.45
25:CO:147:THR:O	25:CO:151:LEU:HG	2.17	0.45
28:CR:147:ILE:H	28:CR:147:ILE:HG12	1.58	0.45
35:CY:49:VAL:HB	35:CY:115:LYS:H	1.81	0.45
3:D2:38:LEU:HD21	3:D2:104:LEU:HD21	1.99	0.45
4:D3:70:TYR:OH	4:D3:129:ASP:OD1	2.32	0.45
4:D3:165:GLU:H	4:D3:165:GLU:CD	2.17	0.45
8:D7:22:PHE:HE1	8:D7:24:LEU:HG	1.82	0.45
11:DA:162:A:OP1	35:DY:137:ARG:HB2	2.16	0.45
11:DA:238:G:O2'	11:DA:238:G:N3	2.46	0.45
11:DA:1145:C:OP2	23:DM:141:SER:HB2	2.16	0.45
11:DA:1437:G:P	19:DI:141:GLN:HG2	2.57	0.45
11:DA:1486:U:O2'	11:DA:1487:A:P	2.74	0.45
11:DA:1568:C:P	24:DN:18:LYS:HZ1	2.40	0.45
12:DB:12:ARG:HD3	12:DB:172:TRP:CZ3	2.52	0.45
13:DC:221:ILE:HG22	13:DC:222:THR:H	1.82	0.45
20:DJ:16:LYS:HD3	20:DJ:16:LYS:HA	1.83	0.45
25:DO:101:ARG:HH12	25:DO:145:ALA:HB1	1.80	0.45
27:DQ:39:LEU:HD23	27:DQ:39:LEU:HA	1.66	0.45
33:DW:249:THR:HB	33:DW:252:GLU:HG3	1.98	0.45
3:A2:10:LYS:HE2	11:AA:314:A:OP2	2.17	0.44
7:A6:5:LEU:H	18:AH:24:GLN:HE22	1.61	0.44
10:A9:101:TYR:HE1	31:AU:33:LEU:HD21	1.82	0.44
11:AA:122:A:C8	35:AY:201:ARG:HD3	2.52	0.44
11:AA:597:U:H2'	11:AA:598:A:C8	2.53	0.44
11:AA:1729:A:H2'	11:AA:1730:G:C8	2.52	0.44
12:AB:29:MET:CE	12:AB:150:LEU:HD21	2.47	0.44
17:AG:188:LYS:HA	17:AG:188:LYS:HD3	1.67	0.44
19:AI:15:LYS:HG3	19:AI:78:SER:HB3	2.00	0.44
21:AK:75:MET:HG2	21:AK:118:ALA:HB2	1.98	0.44
28:AR:161:HIS:H	28:AR:161:HIS:HD2	1.65	0.44
29:AS:65:VAL:HG12	29:AS:69:LYS:HD2	1.99	0.44
35:AY:14:LYS:HD2	35:AY:123:GLY:HA3	1.99	0.44
4:B3:174:TYR:CZ	4:B3:178:THR:HG21	2.52	0.44
8:B7:9:LYS:HA	8:B7:45:LEU:HD11	1.98	0.44

Continued on next page...

Continued from previous page...

Atom-1	Atom-2	Interatomic distance (Å)	Clash overlap (Å)
11:BA:3:C:O2'	15:BE:182:ALA:N	2.50	0.44
11:BA:233:U:H2'	11:BA:234:G:C8	2.52	0.44
11:BA:246:U:OP1	27:BQ:33:TYR:OH	2.35	0.44
11:BA:1031:A:H2	11:BA:1037:G:H22	1.65	0.44
11:BA:1471:C:P	30:BT:130:ARG:NH2	2.90	0.44
14:BD:37:LYS:HG3	14:BD:38:ASN:CB	2.47	0.44
15:BE:234:PRO:HB3	36:BZ:13:MET:HE2	1.99	0.44
19:BI:15:LYS:HG3	19:BI:78:SER:HB3	1.99	0.44
22:BL:17:ARG:CZ	22:BL:20:LYS:HE2	2.47	0.44
23:BM:45:ILE:O	23:BM:49:VAL:HG23	2.16	0.44
33:BW:129:THR:HB	33:BW:142:VAL:CG1	2.47	0.44
9:C8:99:ASN:O	9:C8:102:GLN:N	2.27	0.44
10:C9:72:LYS:HB3	11:CA:1160:G:OP1	2.16	0.44
11:CA:985:C:H2'	11:CA:986:G:H8	1.82	0.44
17:CG:49:GLY:HA3	17:CG:51:TYR:CE2	2.52	0.44
19:CI:14:ARG:HD3	19:CI:125:ARG:HH22	1.81	0.44
23:CM:87:ASN:HB2	23:CM:100:MET:HG3	1.98	0.44
28:CR:24:VAL:O	28:CR:313:THR:HB	2.17	0.44
33:CW:249:THR:HB	33:CW:252:GLU:HG3	1.97	0.44
3:D2:22:ARG:HB3	11:DA:376:A:H5''	1.98	0.44
4:D3:123:TYR:O	4:D3:126:LEU:HB3	2.17	0.44
11:DA:3:C:HO2'	11:DA:4:C:P	2.36	0.44
11:DA:209:G:C5'	11:DA:210:A:H5'	2.47	0.44
11:DA:211:U:H1'	11:DA:212:A:O5'	2.16	0.44
11:DA:391:A:C4'	11:DA:392:A:H5''	2.45	0.44
11:DA:1010:A:H2'	11:DA:1011:C:H6	1.83	0.44
11:DA:1319:U:C4	20:DJ:88:ILE:HD11	2.52	0.44
11:DA:1471:C:P	30:DT:130:ARG:HH22	2.40	0.44
11:DA:1520:U:H1'	23:DM:89:ILE:HG13	1.99	0.44
11:DA:1568:C:O2'	11:DA:1570:U:H5	2.00	0.44
12:DB:196:ASP:HA	12:DB:199:TYR:CD1	2.52	0.44
17:DG:66:ARG:NH2	17:DG:143:ASN:HD21	2.15	0.44
18:DH:57:ARG:H	18:DH:57:ARG:HG2	1.54	0.44
20:DJ:48:VAL:HG22	20:DJ:93:CYS:SG	2.57	0.44
21:DK:128:ARG:CG	21:DK:128:ARG:NH1	2.70	0.44
22:DL:106:LEU:HD23	22:DL:122:LYS:HE2	1.98	0.44
23:DM:45:ILE:O	23:DM:49:VAL:HG23	2.17	0.44
23:DM:89:ILE:HG22	23:DM:90:ASN:N	2.31	0.44
28:DR:140:ARG:HH11	28:DR:162:SER:HA	1.81	0.44
33:DW:126:LEU:HB3	33:DW:143:THR:CG2	2.45	0.44
35:DY:38:GLY:N	35:DY:48:TYR:O	2.47	0.44

Continued on next page...

Continued from previous page...

Atom-1	Atom-2	Interatomic distance (Å)	Clash overlap (Å)
11:AA:7:G:H4'	11:AA:567:C:H4'	2.00	0.44
11:AA:270:U:H5'	11:AA:271:U:H6	1.81	0.44
11:AA:561:A:OP1	34:AX:9:ALA:HA	2.17	0.44
11:AA:722:A:H5''	11:AA:723:A:OP2	2.18	0.44
11:AA:1025:G:H2'	11:AA:1026:C:O4'	2.17	0.44
12:AB:26:ASN:ND2	12:AB:149:PRO:HA	2.32	0.44
14:AD:54:LYS:HA	14:AD:54:LYS:HD3	1.87	0.44
15:AE:107:ASP:OD1	15:AE:111:HIS:HB2	2.18	0.44
17:AG:35:CYS:HB3	17:AG:63:ILE:HD11	1.98	0.44
27:AQ:37:ILE:HD11	27:AQ:59:PHE:HE1	1.82	0.44
28:AR:17:LEU:HB2	28:AR:333:ILE:HB	1.99	0.44
35:AY:213:GLU:O	35:AY:216:LEU:HB2	2.17	0.44
4:B3:109:LYS:NZ	11:BA:726:U:P	2.90	0.44
10:B9:88:HIS:NE2	11:BA:1220:C:OP2	2.50	0.44
11:BA:420:A:N3	11:BA:432:U:O2'	2.41	0.44
11:BA:507:G:HO2'	11:BA:508:A:P	2.39	0.44
12:BB:12:ARG:HD3	12:BB:172:TRP:CZ3	2.52	0.44
15:BE:219:LEU:O	15:BE:222:THR:OG1	2.27	0.44
17:BG:37:THR:O	17:BG:41:GLN:HG2	2.17	0.44
17:BG:107:PHE:HD1	17:BG:172:ILE:HD13	1.81	0.44
17:BG:119:ASP:OD1	17:BG:120:SER:N	2.49	0.44
19:BI:74:SER:OG	19:BI:75:GLY:N	2.49	0.44
21:BK:82:VAL:HG13	21:BK:124:MET:HE2	1.99	0.44
28:BR:161:HIS:HB3	28:BR:197:LYS:CE	2.47	0.44
4:C3:143:ALA:O	18:CH:49:GLU:HG3	2.17	0.44
7:C6:18:LYS:NZ	11:CA:936:U:H5'	2.32	0.44
10:C9:116:CYS:O	10:C9:120:GLY:N	2.49	0.44
11:CA:17:C:H2'	11:CA:18:C:C6	2.52	0.44
11:CA:181:G:H8	11:CA:181:G:H5'	1.80	0.44
11:CA:243:G:O2'	27:CQ:38:GLY:HA3	2.18	0.44
11:CA:1253:G:O3'	20:CJ:74:SER:HB2	2.17	0.44
11:CA:1321:G:O2'	11:CA:1349:C:N3	2.45	0.44
11:CA:1488:A:O2'	11:CA:1489:U:O5'	2.34	0.44
11:CA:1520:U:H1'	23:CM:89:ILE:HG13	1.99	0.44
13:CC:146:LYS:CD	13:CC:151:LYS:HZ1	2.27	0.44
14:CD:20:GLU:HG3	14:CD:23:ARG:HB3	1.98	0.44
14:CD:75:ALA:O	14:CD:79:ARG:HB2	2.17	0.44
21:CK:54:VAL:HG11	21:CK:81:VAL:HA	1.99	0.44
23:CM:15:HIS:HB3	23:CM:22:ILE:HB	2.00	0.44
23:CM:89:ILE:HA	23:CM:89:ILE:HD13	1.79	0.44
28:CR:194:GLY:HA2	28:CR:216:VAL:HG23	1.99	0.44

Continued on next page...

Continued from previous page...

Atom-1	Atom-2	Interatomic distance (Å)	Clash overlap (Å)
29:CS:65:VAL:HG12	29:CS:69:LYS:HD2	2.00	0.44
35:CY:48:TYR:OH	35:CY:116:LYS:HE3	2.18	0.44
11:DA:507:G:HO2'	11:DA:508:A:P	2.40	0.44
11:DA:1226:U:C2'	11:DA:1227:G:H5'	2.47	0.44
11:DA:1456:A:H2'	11:DA:1457:A:O4'	2.17	0.44
11:DA:1488:A:O2'	11:DA:1489:U:O5'	2.31	0.44
11:DA:1578:C:OP2	19:DI:128:PRO:HA	2.17	0.44
15:DE:102:PHE:CD1	15:DE:116:TRP:HB3	2.52	0.44
18:DH:81:VAL:HG21	18:DH:125:ILE:HB	1.98	0.44
18:DH:113:HIS:O	18:DH:116:CYS:HB2	2.17	0.44
21:DK:54:VAL:HG11	21:DK:81:VAL:HA	1.98	0.44
24:DN:30:ILE:HB	24:DN:37:THR:O	2.17	0.44
28:DR:17:LEU:HB2	28:DR:333:ILE:HB	1.99	0.44
29:DS:77:LYS:HD3	29:DS:77:LYS:HA	1.82	0.44
30:DT:8:PHE:HB2	30:DT:145:THR:HA	1.99	0.44
35:DY:14:LYS:HD2	35:DY:123:GLY:HA3	2.00	0.44
3:A2:67:ARG:O	3:A2:68:LEU:HD23	2.18	0.44
4:A3:13:THR:O	4:A3:17:GLU:HG3	2.17	0.44
8:A7:12:ILE:HD12	8:A7:45:LEU:HD12	1.98	0.44
11:AA:135:A:N6	35:AY:191:LYS:HB2	2.31	0.44
11:AA:1163:U:H2'	11:AA:1164:C:C6	2.53	0.44
11:AA:1322:U:H2'	11:AA:1323:C:O4'	2.17	0.44
11:AA:1527:A:P	29:AS:52:ARG:HH11	2.40	0.44
15:AE:141:ARG:HB2	15:AE:223:TYR:CE1	2.52	0.44
18:AH:28:ARG:HB2	18:AH:60:LYS:HG2	1.98	0.44
19:AI:143:ALA:HA	19:AI:145:ARG:NH1	2.32	0.44
28:AR:161:HIS:HB3	28:AR:197:LYS:CE	2.47	0.44
30:AT:101:GLY:O	30:AT:105:ARG:HG2	2.18	0.44
31:AU:34:ARG:HG2	31:AU:35:THR:N	2.32	0.44
33:AW:162:LEU:HD13	33:AW:171:ILE:HG21	1.98	0.44
8:B7:47:ARG:HG3	8:B7:47:ARG:NH1	2.31	0.44
11:BA:535:A:OP2	11:BA:535:A:H8	2.00	0.44
13:BC:35:ALA:HB1	13:BC:57:LYS:HB2	1.98	0.44
14:BD:32:GLY:HA3	34:BX:41:TYR:CD1	2.52	0.44
20:BJ:54:VAL:HB	20:BJ:88:ILE:HB	1.98	0.44
24:BN:33:TYR:O	24:BN:34:GLU:HB3	2.18	0.44
28:BR:308:LYS:O	28:BR:309:ASN:HB2	2.18	0.44
4:C3:165:GLU:H	4:C3:165:GLU:CD	2.19	0.44
8:C7:22:PHE:HE1	8:C7:24:LEU:HG	1.82	0.44
11:CA:15:U:O5'	11:CA:15:U:H6	2.01	0.44
11:CA:561:A:H1'	34:CX:14:VAL:HB	1.99	0.44

Continued on next page...

Continued from previous page...

Atom-1	Atom-2	Interatomic distance (Å)	Clash overlap (Å)
11:CA:1031:A:H2	11:CA:1037:G:H22	1.64	0.44
11:CA:1292:U:O2	11:CA:1294:A:H5'	2.16	0.44
11:CA:1322:U:H2'	11:CA:1323:C:O4'	2.18	0.44
11:CA:1531:G:C8	23:CM:134:ARG:HB3	2.52	0.44
12:CB:3:THR:OG1	36:CZ:97:GLU:HG3	2.17	0.44
12:CB:28:GLN:HB3	12:CB:150:LEU:HD12	1.99	0.44
13:CC:10:LYS:HA	13:CC:10:LYS:HD3	1.75	0.44
13:CC:35:ALA:HA	13:CC:57:LYS:HD2	1.99	0.44
13:CC:227:ILE:HG21	28:CR:246:THR:HA	2.00	0.44
27:CQ:73:LEU:O	27:CQ:85:ILE:HA	2.16	0.44
30:CT:64:LEU:O	30:CT:68:VAL:HG23	2.18	0.44
30:CT:124:ALA:C	30:CT:127:LYS:HE2	2.37	0.44
11:DA:99:A:H2'	39:DA:7320:HOH:O	2.18	0.44
11:DA:209:G:H5''	11:DA:209:G:H8	1.82	0.44
11:DA:1054:U:H4'	11:DA:1055:G:O5'	2.15	0.44
11:DA:1186:G:OP1	11:DA:1218:C:O2'	2.21	0.44
11:DA:1324:U:OP1	19:DI:25:ARG:NH1	2.50	0.44
13:DC:10:LYS:HD3	13:DC:10:LYS:HA	1.74	0.44
13:DC:68:LYS:HB2	13:DC:68:LYS:HE3	1.64	0.44
13:DC:209:ILE:HG22	13:DC:211:ASP:H	1.83	0.44
15:DE:49:PHE:CE1	15:DE:139:PRO:HD3	2.52	0.44
22:DL:9:ILE:HA	27:DQ:98:ARG:HB3	1.99	0.44
1:A0:83:PHE:HD2	1:A0:84:GLN:HG3	1.83	0.44
11:AA:2:A:H1'	11:AA:3:C:OP2	2.17	0.44
11:AA:648:U:O2'	14:BD:89:GLN:HG3	2.18	0.44
11:AA:665:A:O3'	11:AA:666:A:C8	2.69	0.44
11:AA:872:A:H3'	11:AA:873:G:H5''	1.98	0.44
11:AA:928:C:O2'	25:AO:103:HIS:CD2	2.70	0.44
12:AB:32:TYR:OH	36:AZ:80:HIS:HD2	2.00	0.44
15:AE:205:THR:HG23	15:AE:211:PHE:CE2	2.53	0.44
17:AG:178:ASN:HA	17:AG:186:ILE:HD12	2.00	0.44
21:AK:103:VAL:HG11	21:AK:142:ARG:HA	1.97	0.44
25:AO:101:ARG:HH12	25:AO:145:ALA:CA	2.30	0.44
28:AR:245:LEU:HA	28:AR:245:LEU:HD23	1.56	0.44
31:AU:34:ARG:NH2	31:AU:106:ARG:HH22	2.16	0.44
32:AV:78:ARG:O	32:AV:82:LEU:HG	2.18	0.44
33:AW:114:LYS:HD2	33:AW:114:LYS:HA	1.74	0.44
3:B2:50:ARG:HB3	3:B2:67:ARG:HG3	1.99	0.44
4:B3:13:THR:O	4:B3:17:GLU:HG3	2.17	0.44
4:B3:109:LYS:H	4:B3:109:LYS:CE	2.29	0.44
4:B3:192:PHE:CG	7:B6:21:ARG:NH1	2.86	0.44

Continued on next page...

Continued from previous page...

Atom-1	Atom-2	Interatomic distance (Å)	Clash overlap (Å)
11:BA:316:G:OP1	27:BQ:133:THR:OG1	2.33	0.44
11:BA:931:A:P	25:BO:96:LYS:NZ	2.91	0.44
11:BA:1329:G:H21	30:BT:137:MET:HE1	1.82	0.44
11:BA:1752:U:O2'	11:BA:1753:A:P	2.75	0.44
19:BI:143:ALA:HA	19:BI:145:ARG:NH1	2.33	0.44
28:BR:206:ARG:HG2	28:BR:207:TYR:CD1	2.52	0.44
29:BS:34:ILE:HD13	29:BS:50:VAL:HG21	1.99	0.44
4:C3:171:THR:O	4:C3:175:LYS:HB2	2.16	0.44
5:C4:46:GLY:HA3	21:CK:47:LEU:CD1	2.46	0.44
11:CA:327:G:C4	11:CA:329:A:C8	3.05	0.44
11:CA:534:A:OP1	11:CA:534:A:C5	2.71	0.44
11:CA:615:A:H1'	11:CA:1079:G:O4'	2.18	0.44
11:CA:1113:G:C2'	11:CA:1114:G:H5'	2.47	0.44
11:CA:1431:A:H3'	11:CA:1431:A:C8	2.53	0.44
11:CA:1496:A:N1	11:CA:1579:G:N2	2.64	0.44
12:CB:128:GLN:NE2	12:CB:132:GLU:HG3	2.31	0.44
19:CI:57:LEU:CD2	19:CI:110:GLN:HG2	2.47	0.44
25:CO:65:VAL:HG21	25:CO:73:ILE:HD11	1.98	0.44
25:CO:83:ALA:HA	25:CO:84:PRO:HD2	1.79	0.44
26:CP:27:HIS:HE1	26:CP:67:SER:OG	2.01	0.44
28:CR:127:SER:OG	28:CR:132:GLN:HB2	2.18	0.44
28:CR:299:ILE:HD12	28:CR:330:ASP:HB2	1.97	0.44
30:CT:145:THR:HG22	30:CT:149:ILE:HD11	1.98	0.44
31:CU:34:ARG:HG2	31:CU:35:THR:N	2.32	0.44
35:CY:20:ASP:HB3	35:CY:23:LYS:H	1.83	0.44
35:CY:78:SER:OG	35:CY:79:GLU:N	2.50	0.44
4:D3:133:PRO:HG3	4:D3:162:PHE:CE1	2.53	0.44
5:D4:36:ALA:O	5:D4:240:HIS:HE1	2.00	0.44
11:DA:92:G:H5'	11:DA:452:A:O2'	2.17	0.44
11:DA:234:G:O2'	11:DA:235:A:P	2.76	0.44
11:DA:267:A:H2'	11:DA:268:G:C8	2.53	0.44
11:DA:381:G:O2'	11:DA:1684:A:H5''	2.17	0.44
20:DJ:27:ASN:OD1	20:DJ:28:LEU:N	2.50	0.44
21:DK:30:VAL:HG23	21:DK:47:LEU:HD23	2.00	0.44
35:DY:20:ASP:HB3	35:DY:23:LYS:H	1.83	0.44
1:A0:74:ASP:N	1:A0:74:ASP:OD1	2.51	0.44
3:A2:38:LEU:HD21	3:A2:104:LEU:HD21	2.00	0.44
3:A2:50:ARG:HB3	3:A2:67:ARG:HG3	1.99	0.44
4:A3:123:TYR:O	4:A3:126:LEU:HB3	2.18	0.44
10:A9:75:LYS:HD3	11:AA:1418:C:H6	1.81	0.44
11:AA:13:C:H4'	11:AA:1270:U:O2	2.18	0.44

Continued on next page...

Continued from previous page...

Atom-1	Atom-2	Interatomic distance (Å)	Clash overlap (Å)
12:AB:197:LEU:HD23	12:AB:197:LEU:HA	1.83	0.44
14:AD:71:PHE:HE1	33:AW:254:ARG:HD3	1.83	0.44
17:AG:49:GLY:HA3	17:AG:51:TYR:CE2	2.52	0.44
18:AH:12:LYS:HE3	18:AH:12:LYS:HB2	1.49	0.44
23:AM:15:HIS:HB3	23:AM:22:ILE:HB	2.00	0.44
28:AR:15:GLY:CA	28:AR:65:PHE:HB2	2.44	0.44
35:AY:48:TYR:OH	35:AY:116:LYS:HE3	2.17	0.44
4:B3:123:TYR:O	4:B3:126:LEU:HB3	2.17	0.44
11:BA:230:A:N7	11:BA:231:U:C6	2.85	0.44
11:BA:1025:G:H5''	11:BA:1025:G:H8	1.81	0.44
12:BB:28:GLN:HB3	12:BB:150:LEU:HD12	1.99	0.44
21:BK:76:GLN:O	21:BK:79:ILE:HG13	2.17	0.44
29:BS:72:CYS:SG	29:BS:78:PRO:HA	2.58	0.44
33:BW:212:VAL:O	33:BW:219:ALA:HA	2.17	0.44
8:C7:13:TYR:CE1	8:C7:49:LEU:HD21	2.52	0.44
11:CA:426:G:OP1	22:CL:77:LYS:HA	2.18	0.44
11:CA:911:A:N6	39:CA:2166:HOH:O	2.40	0.44
11:CA:1108:U:OP1	11:CA:1621:G:O2'	2.34	0.44
11:CA:1359:C:O2'	32:CV:52:GLY:HA3	2.17	0.44
11:CA:1508:G:H2'	11:CA:1508:G:N3	2.33	0.44
12:CB:64:GLN:HE22	15:CE:246:GLU:CG	2.31	0.44
25:CO:88:GLU:HG3	25:CO:89:ASP:H	1.82	0.44
3:D2:50:ARG:HB3	3:D2:67:ARG:HG3	1.99	0.44
5:D4:85:ARG:HH12	5:D4:108:ILE:HD11	1.82	0.44
10:D9:88:HIS:CE1	11:DA:1217:G:H21	2.35	0.44
11:DA:214:U:OP2	11:DA:214:U:C6	2.70	0.44
11:DA:507:G:O2'	11:DA:508:A:OP1	2.33	0.44
11:DA:762:U:O2	11:DA:762:U:H2'	2.17	0.44
11:DA:857:G:O2'	25:DO:107:ASN:HB3	2.17	0.44
11:DA:1272:A:H5''	11:DA:1273:U:OP2	2.16	0.44
11:DA:1721:G:H3'	11:DA:1721:G:H8	1.82	0.44
13:DC:14:PHE:CE1	20:DJ:111:GLU:HG3	2.53	0.44
17:DG:26:ASP:HA	17:DG:27:PRO:HD2	1.87	0.44
25:DO:101:ARG:HH12	25:DO:145:ALA:CA	2.29	0.44
29:DS:127:THR:HG22	29:DS:128:TYR:CD2	2.51	0.44
8:A7:67:TYR:HB3	13:AC:75:PHE:HZ	1.82	0.44
10:A9:95:LEU:HD11	31:AU:29:LEU:CD1	2.44	0.44
11:AA:45:A:N1	11:AA:424:A:O2'	2.34	0.44
11:AA:391:A:HO2'	11:AA:392:A:P	2.37	0.44
11:AA:679:U:H2'	11:AA:680:U:O4'	2.17	0.44
11:AA:1390:G:H2'	11:AA:1391:C:O4'	2.17	0.44

Continued on next page...

Continued from previous page...

Atom-1	Atom-2	Interatomic distance (Å)	Clash overlap (Å)
11:AA:1488:A:O2'	11:AA:1489:U:O5'	2.32	0.44
11:AA:1612:C:O5'	11:AA:1612:C:H6	2.01	0.44
11:AA:1724:U:H6	11:AA:1724:U:H5''	1.82	0.44
14:AD:64:PRO:HA	14:AD:69:ARG:HH11	1.81	0.44
14:AD:75:ALA:O	14:AD:79:ARG:HB2	2.18	0.44
17:AG:24:ILE:HG13	17:AG:30:GLN:HA	1.97	0.44
17:AG:193:GLU:O	17:AG:197:LYS:HG3	2.17	0.44
25:AO:4:MET:O	25:AO:5:GLN:HG2	2.18	0.44
35:AY:137:ARG:CG	35:AY:181:ARG:HG3	2.47	0.44
5:B4:46:GLY:HA3	21:BK:47:LEU:CD1	2.46	0.44
5:B4:57:ARG:NH1	11:BA:873:G:OP1	2.51	0.44
8:B7:47:ARG:HH11	8:B7:47:ARG:HG3	1.81	0.44
11:BA:210:A:O2'	11:BA:239:A:H2	2.00	0.44
11:BA:374:G:H8	11:BA:374:G:H5''	1.83	0.44
11:BA:1489:U:H5'	11:BA:1490:C:H5	1.83	0.44
11:BA:1527:A:H5''	11:BA:1528:A:OP2	2.17	0.44
12:BB:69:VAL:O	12:BB:91:CYS:HB2	2.17	0.44
13:BC:10:LYS:HD3	13:BC:10:LYS:HA	1.75	0.44
22:BL:68:ARG:NH2	22:BL:115:ASP:OD2	2.38	0.44
23:BM:87:ASN:HB2	23:BM:100:MET:HG3	2.00	0.44
26:BP:105:PHE:CZ	26:BP:127:LYS:HE2	2.52	0.44
30:BT:155:LYS:H	30:BT:155:LYS:HG2	1.48	0.44
33:BW:249:THR:HB	33:BW:252:GLU:HG3	1.98	0.44
4:C3:102:SER:HA	11:CA:633:U:C4	2.53	0.44
11:CA:243:G:O2'	27:CQ:38:GLY:O	2.29	0.44
11:CA:469:A:C2'	11:CA:470:G:H8	2.25	0.44
11:CA:802:U:H2'	11:CA:803:A:C8	2.52	0.44
11:CA:907:A:C8	21:CK:137:THR:O	2.70	0.44
11:CA:1199:G:H21	31:CU:27:LYS:HG3	1.81	0.44
11:CA:1674:A:H4'	35:CY:81:HIS:CE1	2.52	0.44
12:CB:69:VAL:O	12:CB:91:CYS:HB2	2.17	0.44
28:CR:98:LYS:HG2	28:CR:119:SER:O	2.17	0.44
28:CR:161:HIS:HB3	28:CR:197:LYS:CE	2.48	0.44
3:D2:94:THR:HG23	11:DA:319:A:C2	2.52	0.44
8:D7:61:TRP:CE2	24:DN:22:VAL:HG22	2.53	0.44
9:D8:41:HIS:HD2	11:DA:1507:U:OP1	2.01	0.44
11:DA:411:U:OP1	35:DY:96:SER:OG	2.18	0.44
11:DA:597:U:H2'	11:DA:598:A:C8	2.52	0.44
11:DA:1506:G:O2'	11:DA:1507:U:P	2.73	0.44
22:DL:17:ARG:CZ	22:DL:20:LYS:HE2	2.48	0.44
30:DT:34:ILE:HD11	30:DT:58:TYR:OH	2.18	0.44

Continued on next page...

Continued from previous page...

Atom-1	Atom-2	Interatomic distance (Å)	Clash overlap (Å)
30:DT:76:ILE:O	30:DT:80:LYS:HG3	2.18	0.44
36:DZ:30:ARG:O	36:DZ:39:ILE:HG12	2.18	0.44
6:A5:15:ARG:HD3	11:AA:914:G:O6	2.17	0.44
11:AA:478:G:C2'	11:AA:494:A:H61	2.29	0.44
11:AA:482:A:H5'	26:BP:37:LYS:HZ1	1.82	0.44
11:AA:654:U:O4	14:BD:115:LYS:NZ	2.45	0.44
11:AA:1226:U:C2'	11:AA:1227:G:H5'	2.47	0.44
11:AA:1292:U:C6	12:AB:98:ARG:NH1	2.86	0.44
11:AA:1596:C:H2'	11:AA:1597:G:O4'	2.18	0.44
19:AI:14:ARG:HD3	19:AI:125:ARG:HH22	1.83	0.44
25:AO:88:GLU:HG3	25:AO:89:ASP:H	1.82	0.44
28:AR:194:GLY:HA2	28:AR:216:VAL:HG23	2.00	0.44
31:AU:50:CYS:HB3	31:AU:55:TYR:CZ	2.52	0.44
35:AY:20:ASP:HB3	35:AY:23:LYS:H	1.83	0.44
5:B4:181:GLU:HG2	5:B4:199:TYR:CE1	2.52	0.44
9:B8:63:VAL:HG13	17:BG:97:LEU:HD12	1.98	0.44
11:BA:550:G:O5'	34:BX:61:ASN:HB3	2.17	0.44
11:BA:593:A:H2'	11:BA:594:U:C6	2.52	0.44
11:BA:863:G:H2'	11:BA:864:U:C6	2.53	0.44
11:BA:1360:U:OP2	32:BV:49:LYS:HE2	2.18	0.44
14:BD:64:PRO:HA	14:BD:69:ARG:HH11	1.83	0.44
15:BE:205:THR:HG23	15:BE:211:PHE:CE2	2.53	0.44
19:BI:57:LEU:CD2	19:BI:110:GLN:HG2	2.48	0.44
21:BK:44:VAL:HG22	21:BK:54:VAL:HB	1.99	0.44
21:BK:105:THR:HG22	21:BK:107:GLN:H	1.82	0.44
25:BO:4:MET:O	25:BO:5:GLN:HG2	2.18	0.44
35:BY:64:LYS:HZ1	35:BY:82:SER:H	1.66	0.44
3:C2:73:PHE:CZ	3:C2:112:ILE:HD11	2.52	0.44
8:C7:9:LYS:HA	8:C7:45:LEU:HD11	2.00	0.44
11:CA:63:U:H3'	11:CA:64:U:H5''	1.98	0.44
11:CA:267:A:H2'	11:CA:268:G:C8	2.53	0.44
11:CA:872:A:H3'	11:CA:873:G:H5''	1.99	0.44
11:CA:896:U:H2'	11:CA:897:A:H8	1.83	0.44
11:CA:1135:A:H8	11:CA:1135:A:O5'	2.00	0.44
12:CB:196:ASP:HA	12:CB:199:TYR:CD1	2.52	0.44
13:CC:216:HIS:O	32:CV:20:TYR:OH	2.30	0.44
31:CU:29:LEU:O	31:CU:33:LEU:HB2	2.17	0.44
35:CY:180:GLN:O	35:CY:181:ARG:HB2	2.18	0.44
36:CZ:47:VAL:N	36:CZ:74:ARG:HH22	2.15	0.44
1:D0:74:ASP:OD1	1:D0:74:ASP:N	2.51	0.44
3:D2:111:GLU:OE2	3:D2:171:ARG:NH2	2.51	0.44

Continued on next page...

Continued from previous page...

Atom-1	Atom-2	Interatomic distance (Å)	Clash overlap (Å)
3:D2:185:ARG:NH2	11:DA:202:U:O2	2.50	0.44
4:D3:120:THR:OG1	11:DA:633:U:OP2	2.25	0.44
6:D5:5:ARG:NH2	11:DA:1748:U:OP2	2.38	0.44
11:DA:15:U:O5'	11:DA:15:U:H6	2.00	0.44
11:DA:93:C:O2	11:DA:417:A:O2'	2.35	0.44
11:DA:289:U:H2'	11:DA:290:A:O4'	2.18	0.44
11:DA:728:U:H5'	11:DA:729:U:OP2	2.18	0.44
11:DA:772:A:O2'	33:DW:108:LYS:NZ	2.45	0.44
11:DA:1145:C:C2'	11:DA:1146:C:H5'	2.48	0.44
11:DA:1269:G:N2	11:DA:1272:A:OP2	2.51	0.44
11:DA:1437:G:H2'	11:DA:1438:U:C6	2.53	0.44
26:DP:105:PHE:CZ	26:DP:127:LYS:HE2	2.53	0.44
33:DW:193:ARG:NH1	33:DW:220:PHE:HE1	2.16	0.44
33:DW:212:VAL:O	33:DW:219:ALA:HA	2.18	0.44
35:DY:116:LYS:NZ	35:DY:125:THR:OG1	2.48	0.44
4:A3:15:ILE:O	4:A3:19:VAL:HG23	2.16	0.44
11:AA:63:U:C3'	11:AA:64:U:H5''	2.48	0.44
11:AA:894:U:N3	21:AK:55:ARG:NH2	2.63	0.44
11:AA:909:C:H5''	11:AA:910:U:H2'	2.00	0.44
11:AA:1426:G:OP1	29:AS:127:THR:HG21	2.18	0.44
12:AB:47:GLU:HB2	32:AV:109:LEU:HD13	1.99	0.44
12:AB:192:GLU:H	12:AB:192:GLU:CD	2.20	0.44
13:AC:209:ILE:HG22	13:AC:211:ASP:H	1.83	0.44
14:AD:110:GLN:NE2	14:AD:126:ARG:HB2	2.33	0.44
18:AH:85:ASP:O	18:AH:88:LYS:HB2	2.18	0.44
21:AK:128:ARG:CG	21:AK:128:ARG:NH1	2.70	0.44
28:AR:308:LYS:O	28:AR:309:ASN:HB2	2.18	0.44
29:AS:127:THR:HG22	29:AS:128:TYR:CD2	2.52	0.44
33:AW:12:ILE:H	33:AW:12:ILE:HG12	1.63	0.44
33:AW:143:THR:OG1	33:AW:147:ARG:HB2	2.18	0.44
35:AY:84:PHE:CZ	35:AY:91:PHE:HD1	2.36	0.44
4:B3:174:TYR:CD2	4:B3:180:ARG:HB2	2.53	0.44
9:B8:73:LEU:HB2	9:B8:75:VAL:CG2	2.48	0.44
11:BA:90:U:O2'	33:BW:8:HIS:HD2	2.00	0.44
11:BA:409:G:O2'	11:BA:410:G:O4'	2.34	0.44
11:BA:451:G:OP1	26:BP:102:ARG:NH2	2.51	0.44
11:BA:1387:A:H2'	11:BA:1388:A:C8	2.53	0.44
11:BA:1508:G:H2'	11:BA:1508:G:N3	2.33	0.44
11:BA:1721:G:H4'	11:BA:1722:U:C5'	2.47	0.44
15:BE:78:MET:O	15:BE:105:VAL:HA	2.18	0.44
27:BQ:66:ARG:H	27:BQ:66:ARG:HG2	1.61	0.44

Continued on next page...

Continued from previous page...

Atom-1	Atom-2	Interatomic distance (Å)	Clash overlap (Å)
30:BT:76:ILE:HA	30:BT:79:LEU:HD12	2.00	0.44
33:BW:114:LYS:HA	33:BW:114:LYS:HD2	1.74	0.44
35:BY:14:LYS:HD2	35:BY:123:GLY:HA3	2.00	0.44
35:BY:84:PHE:CZ	35:BY:91:PHE:HD1	2.36	0.44
10:C9:123:ILE:HD13	10:C9:136:LYS:HD2	1.99	0.44
11:CA:229:A:HO2'	11:CA:230:A:P	2.29	0.44
11:CA:315:U:O3'	27:CQ:133:THR:OG1	2.35	0.44
11:CA:342:U:H4'	11:CA:343:C:OP2	2.18	0.44
11:CA:1154:U:H5''	29:CS:129:LYS:HD3	2.00	0.44
11:CA:1163:U:H2'	11:CA:1164:C:C6	2.52	0.44
11:CA:1242:G:N2	11:CA:1412:C:H1'	2.33	0.44
11:CA:1404:G:C8	24:CN:40:ARG:HD2	2.53	0.44
11:CA:1427:C:H2'	39:CA:2225:HOH:O	2.17	0.44
11:CA:1462:U:C4'	11:CA:1463:U:OP1	2.64	0.44
13:CC:228:ARG:CG	28:CR:245:LEU:H	2.27	0.44
17:CG:193:GLU:O	17:CG:197:LYS:HG3	2.17	0.44
33:CW:88:LEU:HD11	33:CW:104:LEU:HD23	1.99	0.44
5:D4:73:ALA:HB2	21:DK:128:ARG:HH12	1.82	0.44
11:DA:1156:A:H2	11:DA:1425:G:N3	2.16	0.44
11:DA:1322:U:H2'	11:DA:1323:C:O4'	2.17	0.44
11:DA:1431:A:H3'	11:DA:1431:A:C8	2.53	0.44
11:DA:1509:U:OP2	11:DA:1509:U:H4'	2.18	0.44
11:DA:1596:C:H2'	11:DA:1597:G:O4'	2.18	0.44
12:DB:145:ASP:HB3	12:DB:147:ASP:OD1	2.18	0.44
13:DC:35:ALA:HA	13:DC:57:LYS:HD2	1.99	0.44
14:DD:56:ALA:O	14:DD:60:LEU:HG	2.18	0.44
29:DS:72:CYS:SG	29:DS:78:PRO:HA	2.57	0.44
33:DW:36:HIS:ND1	33:DW:87:GLY:HA3	2.33	0.44
35:DY:75:LEU:O	35:DY:94:ARG:HA	2.18	0.44
8:A7:22:PHE:HE1	8:A7:24:LEU:HG	1.82	0.44
11:AA:585:A:OP2	34:AX:44:ARG:NH2	2.38	0.44
11:AA:1054:U:H4'	11:AA:1055:G:O5'	2.16	0.44
11:AA:1113:G:C2'	11:AA:1114:G:H5'	2.48	0.44
11:AA:1151:G:H21	11:AA:1431:A:H62	1.66	0.44
11:AA:1353:G:OP1	20:AJ:87:ARG:NH2	2.50	0.44
11:AA:1361:A:H2'	11:AA:1362:U:C6	2.53	0.44
14:AD:154:LYS:NZ	11:BA:474:G:P	2.91	0.44
23:AM:92:PHE:CE1	29:AS:13:PHE:HD1	2.36	0.44
27:AQ:104:ARG:HG2	27:AQ:104:ARG:NH1	2.32	0.44
1:B0:83:PHE:HD2	1:B0:84:GLN:HG3	1.83	0.44
5:B4:170:ILE:HG13	5:B4:210:ILE:HG21	1.99	0.44

Continued on next page...

Continued from previous page...

Atom-1	Atom-2	Interatomic distance (Å)	Clash overlap (Å)
11:BA:55:U:H4'	11:BA:56:G:O5'	2.18	0.44
11:BA:83:C:H5'	11:BA:84:U:OP2	2.18	0.44
11:BA:665:A:O3'	11:BA:666:A:H8	2.00	0.44
11:BA:1135:A:C6	11:BA:1136:G:C5	3.06	0.44
11:BA:1431:A:H3'	11:BA:1431:A:C8	2.53	0.44
11:BA:1501:C:OP2	17:BG:86:LYS:NZ	2.41	0.44
11:BA:1530:U:H4'	23:BM:135:GLY:HA3	2.00	0.44
12:BB:48:GLU:O	12:BB:52:LYS:HG2	2.18	0.44
13:BC:209:ILE:HG22	13:BC:211:ASP:H	1.83	0.44
19:BI:100:ASP:OD2	19:BI:102:ASN:HB3	2.18	0.44
21:BK:45:THR:HG22	21:BK:52:THR:HA	2.00	0.44
25:BO:101:ARG:HH12	25:BO:145:ALA:HB1	1.81	0.44
28:BR:161:HIS:H	28:BR:161:HIS:HD2	1.66	0.44
28:BR:184:ALA:H	28:BR:206:ARG:HH22	1.65	0.44
31:BU:34:ARG:NH2	31:BU:106:ARG:HH22	2.15	0.44
33:BW:143:THR:OG1	33:BW:147:ARG:HB2	2.17	0.44
1:C0:84:GLN:NE2	22:CL:57:GLY:H	2.15	0.44
4:C3:70:TYR:OH	4:C3:129:ASP:OD1	2.33	0.44
5:C4:181:GLU:HG2	5:C4:199:TYR:CE1	2.53	0.44
11:CA:303:A:C2	11:CA:305:C:C2	3.06	0.44
11:CA:661:G:H3'	11:CA:662:U:H6	1.83	0.44
11:CA:665:A:O3'	11:CA:666:A:C8	2.71	0.44
11:CA:1712:C:O2	11:CA:1733:G:N2	2.37	0.44
12:CB:71:VAL:HG11	12:CB:82:ALA:HB1	1.99	0.44
14:CD:12:TYR:HA	14:CD:47:MET:HG3	2.00	0.44
15:CE:181:ALA:HA	15:CE:199:THR:HG21	2.00	0.44
17:CG:119:ASP:OD1	17:CG:120:SER:N	2.51	0.44
20:CJ:97:ASP:OD1	20:CJ:97:ASP:N	2.51	0.44
21:CK:34:MET:HB3	21:CK:41:PHE:HB2	2.00	0.44
21:CK:135:ILE:HD13	21:CK:135:ILE:HA	1.89	0.44
27:CQ:68:LYS:O	27:CQ:126:GLN:N	2.47	0.44
30:CT:76:ILE:O	30:CT:80:LYS:HG3	2.18	0.44
32:CV:98:ILE:HD11	32:CV:117:LEU:HD22	2.00	0.44
35:CY:137:ARG:CG	35:CY:181:ARG:HG3	2.48	0.44
3:D2:195:GLU:HG2	27:DQ:9:TYR:CE2	2.53	0.44
6:D5:99:PRO:HG2	11:DA:1750:A:C8	2.53	0.44
8:D7:3:HIS:CE1	11:DA:1229:U:N3	2.86	0.44
11:DA:479:G:H2'	11:DA:480:A:O4'	2.18	0.44
11:DA:514:G:H4'	26:DP:34:SER:HB3	2.00	0.44
11:DA:985:C:H2'	11:DA:986:G:H8	1.83	0.44
11:DA:1463:U:HO2'	11:DA:1464:U:P	2.39	0.44

Continued on next page...

Continued from previous page...

Atom-1	Atom-2	Interatomic distance (Å)	Clash overlap (Å)
11:DA:1472:U:H5	30:DT:105:ARG:NH2	2.16	0.44
12:DB:3:THR:OG1	36:DZ:97:GLU:HG3	2.18	0.44
12:DB:165:GLU:HG3	12:DB:199:TYR:HE2	1.82	0.44
13:DC:226:GLU:HB2	28:DR:208:THR:H	1.82	0.44
14:DD:109:LEU:HD23	14:DD:129:ILE:HD12	1.99	0.44
17:DG:51:TYR:CG	17:DG:61:CYS:HB2	2.52	0.44
25:DO:147:THR:O	25:DO:151:LEU:HG	2.17	0.44
28:DR:15:GLY:CA	28:DR:65:PHE:HB2	2.43	0.44
29:DS:65:VAL:HG12	29:DS:69:LYS:HD2	2.00	0.44
36:DZ:17:ILE:HG22	36:DZ:21:LYS:HA	1.99	0.44
3:A2:64:ARG:HD3	3:A2:64:ARG:HA	1.83	0.43
11:AA:58:G:C2	11:AA:444:A:C4	3.05	0.43
11:AA:507:G:O2'	11:AA:508:A:OP1	2.32	0.43
11:AA:986:G:H5''	39:AA:2155:HOH:O	2.18	0.43
11:AA:1158:U:OP1	11:AA:1427:C:O2'	2.25	0.43
11:AA:1289:C:H2'	11:AA:1290:G:O4'	2.18	0.43
1:B0:65:LYS:HA	11:BA:1709:A:H62	1.82	0.43
3:B2:196:LEU:HD23	3:B2:196:LEU:HA	1.65	0.43
4:B3:80:LEU:HD12	4:B3:80:LEU:HA	1.85	0.43
11:BA:237:U:C1'	11:BA:238:G:OP1	2.63	0.43
11:BA:646:A:H2'	11:BA:647:U:O4'	2.17	0.43
11:BA:658:C:H2'	11:BA:659:G:H8	1.83	0.43
11:BA:1550:U:H4'	19:BI:145:ARG:NH2	2.32	0.43
11:BA:1576:U:OP1	19:BI:132:GLY:N	2.47	0.43
11:BA:1720:G:H5''	11:BA:1720:G:H8	1.83	0.43
11:BA:1724:U:H6	11:BA:1724:U:H5''	1.83	0.43
13:BC:14:PHE:HE1	20:BJ:111:GLU:HG3	1.83	0.43
26:BP:74:TYR:HB2	26:BP:80:LEU:HB2	1.99	0.43
28:BR:17:LEU:HB2	28:BR:333:ILE:HB	2.00	0.43
33:BW:88:LEU:HD11	33:BW:104:LEU:HD23	2.00	0.43
35:BY:121:ILE:HD12	35:BY:124:LEU:HD11	2.00	0.43
35:BY:216:LEU:O	35:BY:220:LYS:HG3	2.18	0.43
2:C1:35:LYS:HD3	2:C1:35:LYS:HA	1.79	0.43
6:C5:99:PRO:HG2	11:CA:1750:A:C8	2.52	0.43
8:C7:12:ILE:HD12	8:C7:45:LEU:HD12	1.99	0.43
11:CA:136:U:O4	35:CY:181:ARG:NH2	2.51	0.43
11:CA:150:A:H1'	11:CA:407:A:N7	2.33	0.43
11:CA:391:A:C4'	11:CA:392:A:H5''	2.47	0.43
11:CA:1054:U:H4'	11:CA:1055:G:O5'	2.16	0.43
11:CA:1509:U:OP2	11:CA:1509:U:H4'	2.17	0.43
13:CC:221:ILE:HG22	13:CC:222:THR:H	1.83	0.43

Continued on next page...

Continued from previous page...

Atom-1	Atom-2	Interatomic distance (Å)	Clash overlap (Å)
18:CH:62:VAL:HG12	36:CZ:1:MET:HE1	2.00	0.43
18:CH:113:HIS:O	18:CH:116:CYS:HB2	2.18	0.43
28:CR:141:GLU:HA	28:CR:160:ASN:ND2	2.33	0.43
35:CY:116:LYS:NZ	35:CY:125:THR:OG1	2.47	0.43
4:D3:116:SER:HB2	4:D3:117:ARG:HD3	2.00	0.43
5:D4:106:LEU:HD23	5:D4:106:LEU:HA	1.87	0.43
8:D7:9:LYS:HA	8:D7:45:LEU:HD11	1.99	0.43
10:D9:128:HIS:HD1	11:DA:1222:U:HO2'	1.62	0.43
11:DA:392:A:O2'	11:DA:393:C:H4'	2.18	0.43
11:DA:486:A:H2'	11:DA:487:C:C4	2.53	0.43
11:DA:672:C:H2'	11:DA:673:A:O4'	2.18	0.43
11:DA:1275:U:O4	39:DA:7939:HOH:O	2.21	0.43
11:DA:1501:C:OP2	17:DG:86:LYS:NZ	2.45	0.43
11:DA:1569:A:C5	24:DN:13:TYR:CE2	3.06	0.43
12:DB:164:THR:CG2	12:DB:200:HIS:HB3	2.47	0.43
17:DG:119:ASP:OD1	17:DG:120:SER:N	2.50	0.43
18:DH:106:THR:CG2	18:DH:121:THR:HB	2.48	0.43
23:DM:87:ASN:HB2	23:DM:100:MET:HG3	2.00	0.43
30:DT:76:ILE:HA	30:DT:79:LEU:HD12	2.00	0.43
32:DV:53:PHE:CE2	32:DV:57:LEU:HD11	2.53	0.43
35:DY:84:PHE:CZ	35:DY:91:PHE:HD1	2.36	0.43
4:A3:70:TYR:O	4:A3:74:LEU:HG	2.18	0.43
4:A3:174:TYR:CZ	4:A3:178:THR:HG21	2.52	0.43
8:A7:13:TYR:CE1	8:A7:49:LEU:HD21	2.53	0.43
11:AA:289:U:H2'	11:AA:290:A:O4'	2.18	0.43
11:AA:534:A:OP1	11:AA:534:A:C5	2.71	0.43
11:AA:611:U:H2'	11:AA:612:U:C6	2.53	0.43
11:AA:762:U:H5	26:AP:6:ARG:NH1	2.16	0.43
11:AA:762:U:O2	11:AA:762:U:H2'	2.17	0.43
11:AA:764:U:H4'	11:AA:765:A:OP1	2.17	0.43
11:AA:933:A:H4'	11:AA:1045:G:O2'	2.18	0.43
11:AA:1010:A:H2'	11:AA:1011:C:H6	1.83	0.43
11:AA:1118:U:O2'	15:AE:90:GLN:O	2.32	0.43
11:AA:1310:C:H1'	11:AA:1381:A:C4	2.53	0.43
11:AA:1372:A:OP1	32:AV:60:ARG:NH1	2.50	0.43
11:AA:1480:U:O2'	11:AA:1481:A:C8	2.71	0.43
11:AA:1509:U:OP2	11:AA:1509:U:H4'	2.19	0.43
19:AI:12:PHE:HE2	19:AI:14:ARG:HH12	1.65	0.43
25:AO:65:VAL:HG21	25:AO:73:ILE:HD11	1.99	0.43
32:AV:19:HIS:HB2	32:AV:20:TYR:CD1	2.53	0.43
4:B3:113:ARG:HA	4:B3:114:PRO:HD3	1.81	0.43

Continued on next page...

Continued from previous page...

Atom-1	Atom-2	Interatomic distance (Å)	Clash overlap (Å)
10:B9:87:LYS:HD3	11:BA:1219:U:OP1	2.17	0.43
11:BA:840:A:H8	25:BO:66:ARG:HH22	1.64	0.43
14:BD:149:ARG:HB2	14:BD:152:SER:H	1.83	0.43
18:BH:35:LEU:HD21	18:BH:61:VAL:HG21	2.00	0.43
24:BN:16:ASP:CG	24:BN:26:ARG:HH12	2.20	0.43
30:BT:145:THR:HG22	30:BT:149:ILE:HD11	2.00	0.43
31:BU:34:ARG:HH21	31:BU:106:ARG:HH22	1.66	0.43
31:BU:34:ARG:HG2	31:BU:35:THR:N	2.33	0.43
35:BY:20:ASP:HB3	35:BY:23:LYS:H	1.82	0.43
35:BY:198:LYS:O	35:BY:201:ARG:HB2	2.18	0.43
4:C3:13:THR:O	4:C3:17:GLU:HG3	2.17	0.43
4:C3:30:HIS:HA	4:C3:31:PRO:HD2	1.89	0.43
11:CA:117:U:H1'	33:CW:33:GLN:HB2	1.99	0.43
11:CA:504:A:H5'	14:CD:173:LYS:HB2	2.00	0.43
11:CA:593:A:H2'	11:CA:594:U:H6	1.83	0.43
11:CA:894:U:N3	21:CK:55:ARG:NH2	2.63	0.43
11:CA:909:C:H5''	11:CA:910:U:H2'	2.00	0.43
11:CA:1456:A:H2'	11:CA:1457:A:O4'	2.17	0.43
11:CA:1677:A:OP2	11:CA:1677:A:H8	2.00	0.43
13:CC:157:GLN:NE2	13:CC:158:GLY:H	2.14	0.43
17:CG:44:VAL:HA	17:CG:45:PRO:HD2	1.78	0.43
20:CJ:78:ASP:OD1	24:CN:53:LYS:HD2	2.18	0.43
28:CR:163:ASP:HB3	28:CR:164:TRP:H	1.61	0.43
31:CU:34:ARG:NH2	31:CU:106:ARG:HH22	2.15	0.43
35:CY:38:GLY:N	35:CY:48:TYR:O	2.47	0.43
4:D3:174:TYR:CZ	4:D3:178:THR:HG21	2.53	0.43
5:D4:119:LYS:HE2	11:DA:910:U:H5''	2.00	0.43
8:D7:4:VAL:N	11:DA:1229:U:H1'	2.33	0.43
10:D9:131:ARG:HE	11:DA:1207:C:H42	1.64	0.43
11:DA:662:U:H2'	11:DA:663:G:O4'	2.17	0.43
11:DA:762:U:C5	26:DP:6:ARG:NH1	2.86	0.43
11:DA:1180:A:OP2	39:DA:8039:HOH:O	2.21	0.43
11:DA:1480:U:O2'	11:DA:1481:A:C8	2.70	0.43
11:DA:1591:C:H2'	11:DA:1592:C:C6	2.51	0.43
13:DC:14:PHE:HE1	20:DJ:111:GLU:HG3	1.83	0.43
17:DG:193:GLU:O	17:DG:197:LYS:HG3	2.18	0.43
25:DO:121:GLU:OE2	25:DO:143:TYR:HE2	2.01	0.43
28:DR:117:HIS:HD2	28:DR:139:GLU:CD	2.22	0.43
30:DT:64:LEU:O	30:DT:68:VAL:HG23	2.18	0.43
30:DT:101:GLY:O	30:DT:105:ARG:HG2	2.19	0.43
5:A4:170:ILE:HG13	5:A4:210:ILE:HG21	2.00	0.43

Continued on next page...

Continued from previous page...

Atom-1	Atom-2	Interatomic distance (Å)	Clash overlap (Å)
11:AA:470:G:H1	11:AA:503:A:H61	1.66	0.43
11:AA:478:G:H2'	11:AA:479:G:C8	2.53	0.43
11:AA:772:A:C2	14:AD:71:PHE:HE2	2.36	0.43
11:AA:1006:C:H4'	11:AA:1007:U:H5'	2.00	0.43
11:AA:1207:C:H5'	11:AA:1208:A:OP2	2.18	0.43
11:AA:1360:U:OP2	32:AV:49:LYS:HE2	2.18	0.43
11:AA:1459:G:H2'	11:AA:1487:A:H61	1.83	0.43
11:AA:1605:A:H4'	11:AA:1606:C:O5'	2.17	0.43
11:AA:1736:C:O2'	11:AA:1737:C:H5'	2.17	0.43
18:AH:83:LEU:HD23	18:AH:83:LEU:HA	1.79	0.43
20:AJ:97:ASP:OD1	20:AJ:97:ASP:N	2.52	0.43
21:AK:82:VAL:HG13	21:AK:124:MET:HE2	1.99	0.43
30:AT:8:PHE:HB2	30:AT:145:THR:HA	1.99	0.43
30:AT:76:ILE:O	30:AT:80:LYS:HG3	2.17	0.43
1:B0:111:ASN:OD1	1:B0:111:ASN:N	2.46	0.43
4:B3:115:ARG:NH1	11:BA:631:C:N3	2.67	0.43
4:B3:133:PRO:HG3	4:B3:162:PHE:CE1	2.54	0.43
5:B4:74:ASP:N	5:B4:74:ASP:OD1	2.51	0.43
8:B7:22:PHE:HE1	8:B7:24:LEU:HG	1.83	0.43
10:B9:111:LEU:HD22	10:B9:124:PHE:CE2	2.54	0.43
10:B9:128:HIS:CD2	10:B9:131:ARG:HG3	2.54	0.43
11:BA:148:C:H5'	35:BY:108:VAL:HG21	2.00	0.43
11:BA:489:U:H2'	11:BA:490:U:C6	2.53	0.43
11:BA:1235:G:C2	11:BA:1236:G:H1'	2.54	0.43
11:BA:1253:G:H1'	20:BJ:72:GLU:HG3	2.01	0.43
11:BA:1514:G:C5'	30:BT:90:GLY:HA2	2.48	0.43
24:BN:39:ARG:HH11	24:BN:39:ARG:CG	2.22	0.43
35:BY:75:LEU:O	35:BY:94:ARG:HA	2.19	0.43
35:BY:180:GLN:O	35:BY:181:ARG:HB2	2.18	0.43
11:CA:245:A:H4'	11:CA:246:U:OP1	2.18	0.43
11:CA:313:G:OP2	11:CA:313:G:H2'	2.18	0.43
11:CA:668:U:H2'	11:CA:669:G:O4'	2.18	0.43
11:CA:894:U:C4	21:CK:55:ARG:NH2	2.85	0.43
11:CA:1119:G:C6	11:CA:1120:A:C6	3.06	0.43
11:CA:1226:U:C2'	11:CA:1227:G:H5'	2.48	0.43
11:CA:1362:U:H2'	11:CA:1363:U:C6	2.54	0.43
11:CA:1596:C:H2'	11:CA:1597:G:O4'	2.18	0.43
18:CH:85:ASP:O	18:CH:88:LYS:HB2	2.18	0.43
28:CR:313:THR:N	28:CR:327:GLY:O	2.51	0.43
33:CW:129:THR:HB	33:CW:142:VAL:CG1	2.47	0.43
4:D3:5:LYS:HD3	4:D3:5:LYS:HA	1.70	0.43

Continued on next page...

Continued from previous page...

Atom-1	Atom-2	Interatomic distance (Å)	Clash overlap (Å)
6:D5:71:VAL:HG11	6:D5:73:LEU:HD13	2.00	0.43
11:DA:2:A:HO2'	11:DA:3:C:P	2.39	0.43
11:DA:227:G:N2	11:DA:229:A:H8	2.16	0.43
11:DA:653:U:OP2	11:DA:653:U:H6	2.01	0.43
11:DA:802:U:H2'	11:DA:803:A:C8	2.52	0.43
11:DA:1207:C:H5'	11:DA:1208:A:OP2	2.18	0.43
11:DA:1488:A:OP1	20:DJ:86:LYS:NZ	2.36	0.43
11:DA:1708:A:H5'	22:DL:62:GLN:HG3	2.00	0.43
11:DA:1721:G:H4'	11:DA:1722:U:H5''	2.00	0.43
16:DF:78:ARG:HH12	16:DF:100:GLY:CA	2.31	0.43
21:DK:150:ARG:HH11	21:DK:150:ARG:CG	2.32	0.43
28:DR:47:ARG:HA	28:DR:78:PHE:HB3	2.00	0.43
36:DZ:47:VAL:N	36:DZ:74:ARG:HH22	2.16	0.43
4:A3:63:ILE:HG12	4:A3:93:PHE:O	2.18	0.43
6:A5:4:LYS:NZ	11:AA:1747:A:OP2	2.47	0.43
11:AA:482:A:C5'	26:BP:37:LYS:HZ1	2.30	0.43
11:AA:575:U:H5''	11:AA:576:U:OP2	2.18	0.43
11:AA:763:U:OP1	11:AA:763:U:C5	2.72	0.43
11:AA:1443:A:H4'	11:AA:1444:U:C5'	2.49	0.43
11:AA:1558:A:OP1	19:AI:137:ARG:HB2	2.19	0.43
17:AG:37:THR:O	17:AG:41:GLN:HG2	2.19	0.43
22:AL:53:THR:N	22:AL:72:ARG:O	2.51	0.43
27:AQ:63:LEU:HD12	27:AQ:63:LEU:HA	1.87	0.43
28:AR:77:HIS:HB3	28:AR:96:TRP:HB2	2.01	0.43
28:AR:98:LYS:HG2	28:AR:119:SER:O	2.18	0.43
28:AR:140:ARG:HG2	28:AR:163:ASP:O	2.17	0.43
28:AR:206:ARG:HG2	28:AR:207:TYR:CD1	2.53	0.43
4:B3:132:LEU:HD23	4:B3:132:LEU:HA	1.83	0.43
5:B4:110:ARG:NH2	21:BK:135:ILE:HB	2.34	0.43
5:B4:122:THR:N	5:B4:146:THR:OG1	2.41	0.43
11:BA:885:A:N3	11:BA:975:G:O2'	2.35	0.43
11:BA:1301:A:OP2	13:BC:163:THR:HG21	2.18	0.43
11:BA:1455:A:H4'	19:BI:17:ASN:ND2	2.33	0.43
11:BA:1488:A:H5''	20:BJ:59:LYS:NZ	2.33	0.43
11:BA:1508:G:HO2'	11:BA:1509:U:P	2.38	0.43
13:BC:108:MET:HE1	13:BC:139:ILE:HG21	2.00	0.43
13:BC:221:ILE:HG22	13:BC:222:THR:H	1.82	0.43
15:BE:162:LYS:CB	15:BE:167:ARG:HH11	2.30	0.43
19:BI:12:PHE:HE2	19:BI:14:ARG:HH12	1.65	0.43
30:BT:34:ILE:HD11	30:BT:58:TYR:OH	2.18	0.43
33:BW:128:VAL:HB	33:BW:159:GLY:H	1.83	0.43

Continued on next page...

Continued from previous page...

Atom-1	Atom-2	Interatomic distance (Å)	Clash overlap (Å)
3:C2:56:VAL:HG13	3:C2:57:ARG:N	2.34	0.43
3:C2:124:HIS:HE1	3:C2:153:ARG:CZ	2.30	0.43
4:C3:127:LEU:HB2	4:C3:174:TYR:CE1	2.52	0.43
11:CA:879:G:H22	21:CK:68:GLU:CD	2.22	0.43
11:CA:1165:A:P	19:CI:142:LYS:NZ	2.91	0.43
11:CA:1461:A:H4'	13:CC:6:ARG:HE	1.82	0.43
39:CA:2449:HOH:O	30:CT:93:ARG:NH1	2.28	0.43
13:CC:35:ALA:HB1	13:CC:57:LYS:HB2	2.01	0.43
26:CP:74:TYR:CE1	26:CP:84:GLU:OE2	2.72	0.43
28:CR:17:LEU:HB2	28:CR:333:ILE:HB	2.00	0.43
28:CR:184:ALA:HB3	28:CR:206:ARG:CZ	2.48	0.43
28:CR:206:ARG:HG2	28:CR:207:TYR:CD2	2.54	0.43
31:CU:34:ARG:HH21	31:CU:106:ARG:HH22	1.67	0.43
3:D2:56:VAL:HG13	3:D2:57:ARG:N	2.34	0.43
10:D9:109:VAL:HG11	31:DU:62:LEU:HD21	2.00	0.43
10:D9:128:HIS:CD2	10:D9:131:ARG:HG3	2.54	0.43
11:DA:470:G:H1	11:DA:503:A:N6	2.09	0.43
11:DA:517:U:O2'	11:DA:519:A:N7	2.38	0.43
11:DA:605:U:OP1	22:DL:19:ARG:NH2	2.51	0.43
11:DA:933:A:H2'	11:DA:934:U:O4'	2.18	0.43
11:DA:1171:G:C5'	24:DN:39:ARG:NH1	2.81	0.43
13:DC:137:CYS:SG	13:DC:138:GLU:N	2.91	0.43
14:DD:75:ALA:O	14:DD:79:ARG:HB2	2.19	0.43
17:DG:178:ASN:HA	17:DG:186:ILE:HD12	2.00	0.43
27:DQ:73:LEU:O	27:DQ:85:ILE:HA	2.18	0.43
28:DR:100:LEU:HB3	28:DR:114:PHE:HD1	1.83	0.43
35:DY:49:VAL:HB	35:DY:115:LYS:H	1.82	0.43
3:A2:94:THR:HG23	11:AA:319:A:H2	1.84	0.43
7:A6:9:ILE:H	7:A6:9:ILE:HG13	1.51	0.43
11:AA:55:U:H4'	11:AA:56:G:O5'	2.18	0.43
11:AA:611:U:H2'	11:AA:612:U:H6	1.82	0.43
11:AA:787:A:N3	18:AH:105:THR:HB	2.34	0.43
11:AA:1142:G:H21	11:AA:1543:C:H4'	1.83	0.43
11:AA:1144:A:H2'	11:AA:1145:C:O4'	2.18	0.43
11:AA:1292:U:O2	11:AA:1294:A:H5'	2.18	0.43
11:AA:1295:C:H5'	12:AB:100:THR:HG23	2.00	0.43
11:AA:1445:G:H2'	11:AA:1446:A:H8	1.82	0.43
11:AA:1471:C:P	30:AT:130:ARG:HH22	2.41	0.43
26:AP:15:LEU:HD12	33:AW:54:TYR:HB3	2.00	0.43
26:AP:74:TYR:CE1	26:AP:84:GLU:OE2	2.72	0.43
28:AR:141:GLU:HA	28:AR:160:ASN:ND2	2.34	0.43

Continued on next page...

Continued from previous page...

Atom-1	Atom-2	Interatomic distance (Å)	Clash overlap (Å)
30:AT:34:ILE:HD11	30:AT:58:TYR:OH	2.18	0.43
31:AU:34:ARG:HH21	31:AU:106:ARG:HH22	1.66	0.43
33:AW:47:LEU:HD21	33:AW:92:VAL:HG11	2.01	0.43
33:AW:193:ARG:NH1	33:AW:220:PHE:CE1	2.86	0.43
3:B2:84:THR:OG1	3:B2:85:LYS:N	2.51	0.43
3:B2:124:HIS:HE1	3:B2:153:ARG:CZ	2.32	0.43
11:BA:392:A:O2'	11:BA:393:C:H4'	2.17	0.43
11:BA:597:U:H2'	11:BA:598:A:C8	2.53	0.43
11:BA:763:U:OP1	11:BA:763:U:C5	2.71	0.43
11:BA:1113:G:C2'	11:BA:1114:G:H5'	2.49	0.43
11:BA:1269:G:H5''	11:BA:1269:G:H8	1.84	0.43
11:BA:1752:U:HO2'	11:BA:1753:A:P	2.40	0.43
14:BD:110:GLN:NE2	14:BD:126:ARG:HB2	2.33	0.43
25:BO:11:LYS:H	25:BO:11:LYS:HG3	1.63	0.43
28:BR:117:HIS:HD2	28:BR:139:GLU:CD	2.22	0.43
28:BR:141:GLU:HA	28:BR:160:ASN:ND2	2.33	0.43
30:BT:124:ALA:C	30:BT:127:LYS:HE2	2.38	0.43
35:BY:78:SER:OG	35:BY:79:GLU:N	2.52	0.43
4:C3:63:ILE:HG12	4:C3:93:PHE:O	2.19	0.43
11:CA:63:U:C3'	11:CA:64:U:H5''	2.48	0.43
11:CA:138:G:N2	11:CA:166:C:O2	2.52	0.43
11:CA:621:C:H4'	25:CO:119:LEU:HD22	1.99	0.43
11:CA:1006:C:H4'	11:CA:1007:U:H5'	2.00	0.43
11:CA:1288:C:OP2	32:CV:7:LYS:HE3	2.18	0.43
15:CE:205:THR:HG23	15:CE:211:PHE:CE2	2.54	0.43
18:CH:12:LYS:HB2	18:CH:12:LYS:HE3	1.51	0.43
23:CM:69:ILE:O	23:CM:73:ILE:HG12	2.18	0.43
24:CN:33:TYR:O	24:CN:34:GLU:HB3	2.18	0.43
29:CS:72:CYS:SG	29:CS:78:PRO:HA	2.58	0.43
35:CY:216:LEU:O	35:CY:220:LYS:HG3	2.18	0.43
3:D2:196:LEU:HD23	3:D2:196:LEU:HA	1.64	0.43
8:D7:16:LEU:HD23	8:D7:16:LEU:HA	1.86	0.43
10:D9:127:LYS:HE2	10:D9:132:HIS:HE1	1.83	0.43
11:DA:68:U:OP1	35:DY:167:THR:HG23	2.19	0.43
11:DA:493:U:O2	11:DA:493:U:O2'	2.25	0.43
11:DA:558:G:N1	11:DA:574:A:OP2	2.47	0.43
11:DA:763:U:OP1	11:DA:763:U:C5	2.72	0.43
11:DA:763:U:H4'	11:DA:764:U:OP2	2.19	0.43
11:DA:771:A:H4'	11:DA:772:A:OP2	2.19	0.43
11:DA:1540:G:H5'	23:DM:153:LYS:HB2	2.01	0.43
12:DB:64:GLN:NE2	15:DE:246:GLU:HG2	2.32	0.43

Continued on next page...

Continued from previous page...

Atom-1	Atom-2	Interatomic distance (Å)	Clash overlap (Å)
13:DC:196:GLU:HA	13:DC:197:PRO:HD3	1.66	0.43
19:DI:95:HIS:HA	19:DI:99:VAL:HG23	2.00	0.43
21:DK:44:VAL:HG22	21:DK:54:VAL:HB	2.00	0.43
24:DN:16:ASP:OD1	24:DN:26:ARG:NH1	2.52	0.43
28:DR:105:LEU:HD23	28:DR:105:LEU:HA	1.76	0.43
28:DR:163:ASP:HB3	28:DR:164:TRP:H	1.61	0.43
33:DW:126:LEU:HD13	33:DW:143:THR:HG21	2.00	0.43
35:DY:216:LEU:O	35:DY:220:LYS:HG3	2.19	0.43
3:A2:148:GLN:NE2	11:AA:187:U:O4	2.51	0.43
10:A9:109:VAL:HB	31:AU:65:LYS:HG2	2.00	0.43
11:AA:52:G:H2'	11:AA:53:C:O4'	2.18	0.43
11:AA:474:G:H2'	11:AA:475:C:H6	1.84	0.43
11:AA:794:A:H1'	11:AA:797:A:H2	1.83	0.43
11:AA:949:A:C5'	11:AA:949:A:H8	2.32	0.43
11:AA:1269:G:H5''	11:AA:1269:G:H8	1.83	0.43
14:AD:12:TYR:HA	14:AD:47:MET:HG3	2.01	0.43
14:AD:38:ASN:ND2	14:AD:40:ARG:NH1	2.59	0.43
22:AL:54:GLU:OE1	22:AL:72:ARG:NH1	2.52	0.43
22:AL:78:ASN:ND2	22:AL:80:LYS:HE2	2.34	0.43
29:AS:72:CYS:SG	29:AS:78:PRO:HA	2.58	0.43
29:AS:77:LYS:HA	29:AS:77:LYS:HD3	1.81	0.43
30:AT:64:LEU:O	30:AT:68:VAL:HG23	2.19	0.43
1:B0:74:ASP:OD1	1:B0:74:ASP:N	2.52	0.43
1:B0:95:LEU:O	1:B0:99:VAL:HG23	2.18	0.43
2:B1:59:GLU:OE2	17:BG:200:ARG:NH2	2.51	0.43
4:B3:70:TYR:O	4:B3:74:LEU:HG	2.18	0.43
5:B4:69:GLU:OE2	5:B4:86:LYS:HE2	2.19	0.43
5:B4:73:ALA:HB2	21:BK:128:ARG:HH12	1.83	0.43
11:BA:34:U:O2'	11:BA:508:A:H5'	2.18	0.43
11:BA:209:G:H5''	11:BA:209:G:C8	2.53	0.43
11:BA:267:A:H2'	11:BA:268:G:C8	2.53	0.43
11:BA:506:U:H5'	14:BD:133:HIS:NE2	2.33	0.43
11:BA:661:G:H3'	11:BA:662:U:H6	1.84	0.43
11:BA:907:A:C8	21:BK:137:THR:O	2.71	0.43
11:BA:985:C:H2'	11:BA:986:G:H8	1.83	0.43
11:BA:1390:G:H2'	11:BA:1391:C:O4'	2.18	0.43
11:BA:1394:U:H2'	11:BA:1395:A:O4'	2.19	0.43
11:BA:1509:U:OP2	11:BA:1509:U:H4'	2.18	0.43
11:BA:1729:A:H2'	11:BA:1730:G:C8	2.53	0.43
12:BB:103:THR:HA	12:BB:109:THR:HG21	2.01	0.43
20:BJ:48:VAL:HG22	20:BJ:93:CYS:SG	2.58	0.43

Continued on next page...

Continued from previous page...

Atom-1	Atom-2	Interatomic distance (Å)	Clash overlap (Å)
25:BO:147:THR:O	25:BO:151:LEU:HG	2.19	0.43
26:BP:127:LYS:HG2	26:BP:129:GLY:H	1.84	0.43
27:BQ:111:SER:HA	27:BQ:112:PRO:HD3	1.90	0.43
35:BY:141:ILE:O	35:BY:145:PHE:HB2	2.19	0.43
2:C1:59:GLU:OE2	17:CG:200:ARG:NH2	2.52	0.43
3:C2:203:LEU:HD12	3:C2:203:LEU:HA	1.85	0.43
8:C7:55:LEU:HD23	8:C7:55:LEU:HA	1.85	0.43
8:C7:88:ILE:HA	8:C7:89:PRO:HD3	1.90	0.43
11:CA:39:A:H61	11:CA:459:G:H1'	1.84	0.43
11:CA:1010:A:H2'	11:CA:1011:C:H6	1.83	0.43
11:CA:1053:A:C4	11:CA:1063:A:N6	2.87	0.43
11:CA:1289:C:H2'	11:CA:1290:G:O4'	2.19	0.43
11:CA:1360:U:OP2	32:CV:49:LYS:HE2	2.19	0.43
18:CH:126:LEU:HD23	18:CH:126:LEU:HA	1.86	0.43
21:CK:44:VAL:HG22	21:CK:54:VAL:HB	2.00	0.43
21:CK:128:ARG:CG	21:CK:128:ARG:NH1	2.70	0.43
28:CR:117:HIS:HD2	28:CR:139:GLU:CD	2.22	0.43
28:CR:297:GLU:HA	28:CR:298:PRO:HD2	1.89	0.43
30:CT:76:ILE:HA	30:CT:79:LEU:HD12	1.99	0.43
33:CW:36:HIS:CD2	33:CW:87:GLY:HA3	2.52	0.43
35:CY:198:LYS:O	35:CY:201:ARG:HB2	2.19	0.43
3:D2:73:PHE:CZ	3:D2:112:ILE:HD11	2.53	0.43
8:D7:99:PHE:O	13:DC:90:TRP:HE3	2.02	0.43
11:DA:534:A:OP1	11:DA:534:A:C5	2.72	0.43
11:DA:885:A:N3	11:DA:975:G:O2'	2.41	0.43
11:DA:1752:U:HO2'	11:DA:1753:A:P	2.40	0.43
15:DE:224:ARG:HD2	36:DZ:40:PHE:HZ	1.83	0.43
19:DI:100:ASP:OD2	19:DI:102:ASN:HB3	2.17	0.43
23:DM:84:TRP:CZ3	23:DM:85:LEU:HG	2.54	0.43
28:DR:127:SER:OG	28:DR:132:GLN:HB2	2.18	0.43
28:DR:141:GLU:HA	28:DR:160:ASN:ND2	2.34	0.43
28:DR:206:ARG:HG2	28:DR:207:TYR:CD1	2.54	0.43
35:DY:142:LYS:HE3	35:DY:156:ILE:HD11	2.00	0.43
5:A4:181:GLU:HG2	5:A4:199:TYR:CE1	2.54	0.43
8:A7:16:LEU:HD23	8:A7:16:LEU:HA	1.86	0.43
10:A9:98:LEU:HD21	31:AU:29:LEU:CD1	2.49	0.43
10:A9:101:TYR:HB2	31:AU:58:LEU:HD22	2.00	0.43
11:AA:1266:G:C2	11:AA:1267:G:C8	3.07	0.43
11:AA:1514:G:H5'	30:AT:90:GLY:CA	2.49	0.43
11:AA:1661:G:C2'	11:AA:1662:C:OP2	2.66	0.43
19:AI:57:LEU:CD2	19:AI:110:GLN:HG2	2.49	0.43

Continued on next page...

Continued from previous page...

Atom-1	Atom-2	Interatomic distance (Å)	Clash overlap (Å)
22:AL:10:ARG:HH21	27:AQ:90:LEU:HD11	1.83	0.43
26:AP:74:TYR:HB2	26:AP:80:LEU:HB2	2.00	0.43
28:AR:100:LEU:HB3	28:AR:114:PHE:HD1	1.84	0.43
28:AR:140:ARG:HH11	28:AR:162:SER:HA	1.82	0.43
30:AT:99:CYS:SG	30:AT:100:HIS:N	2.92	0.43
33:AW:249:THR:HB	33:AW:252:GLU:HG3	1.99	0.43
35:AY:176:CYS:HA	35:AY:177:PRO:HD3	1.88	0.43
5:B4:67:VAL:CG2	11:BA:898:U:H4'	2.49	0.43
6:B5:5:ARG:NH2	11:BA:1748:U:OP2	2.39	0.43
7:B6:18:LYS:NZ	11:BA:936:U:OP2	2.52	0.43
11:BA:1494:U:O2'	11:BA:1495:U:H5'	2.19	0.43
18:BH:113:HIS:O	18:BH:116:CYS:HB2	2.19	0.43
22:BL:78:ASN:ND2	22:BL:80:LYS:HE2	2.34	0.43
23:BM:62:THR:HB	23:BM:65:GLN:HG3	2.01	0.43
26:BP:27:HIS:HE1	26:BP:67:SER:OG	2.01	0.43
27:BQ:32:ARG:HH12	27:BQ:51:THR:C	2.22	0.43
29:BS:121:LEU:HD23	29:BS:121:LEU:HA	1.89	0.43
3:C2:98:LEU:HA	3:C2:98:LEU:HD23	1.85	0.43
5:C4:139:ARG:CZ	11:CA:862:A:H5'	2.49	0.43
10:C9:88:HIS:CD2	11:CA:1219:U:OP2	2.72	0.43
11:CA:949:A:C5'	11:CA:949:A:H8	2.31	0.43
11:CA:1145:C:C2'	11:CA:1146:C:H5'	2.48	0.43
11:CA:1174:A:OP1	11:CA:1175:A:OP2	2.36	0.43
11:CA:1207:C:H5'	11:CA:1208:A:OP2	2.19	0.43
11:CA:1486:U:O2'	11:CA:1487:A:P	2.76	0.43
12:CB:165:GLU:HG3	12:CB:199:TYR:HE2	1.82	0.43
13:CC:228:ARG:NH1	28:CR:242:ILE:O	2.52	0.43
25:CO:101:ARG:HH12	25:CO:145:ALA:HB1	1.81	0.43
28:CR:308:LYS:O	28:CR:309:ASN:HB2	2.19	0.43
30:CT:18:PHE:CZ	30:CT:140:LEU:HD22	2.54	0.43
34:CX:59:SER:HA	34:CX:60:PRO:HD3	1.80	0.43
1:D0:83:PHE:HD2	1:D0:84:GLN:HG3	1.83	0.43
5:D4:69:GLU:OE2	5:D4:86:LYS:HE2	2.19	0.43
11:DA:3:C:O2'	15:DE:182:ALA:N	2.51	0.43
11:DA:4:C:OP2	15:DE:201:SER:OG	2.35	0.43
11:DA:39:A:H61	11:DA:459:G:H1'	1.84	0.43
11:DA:65:C:H5'	35:DY:177:PRO:HA	2.01	0.43
11:DA:931:A:P	25:DO:96:LYS:NZ	2.92	0.43
11:DA:1300:G:O4'	11:DA:1393:A:H1'	2.19	0.43
11:DA:1379:G:H2'	11:DA:1380:G:O4'	2.19	0.43
22:DL:75:LEU:HD11	22:DL:82:ILE:HD12	1.99	0.43

Continued on next page...

Continued from previous page...

Atom-1	Atom-2	Interatomic distance (Å)	Clash overlap (Å)
28:DR:194:GLY:HA2	28:DR:216:VAL:HG23	2.00	0.43
33:DW:116:LEU:HB3	33:DW:120:GLU:HB2	2.01	0.43
35:DY:32:MET:HE2	35:DY:32:MET:HB2	1.80	0.43
35:DY:141:ILE:O	35:DY:145:PHE:HB2	2.17	0.43
35:DY:198:LYS:O	35:DY:201:ARG:HB2	2.19	0.43
4:A3:24:VAL:HA	4:A3:27:GLN:NE2	2.34	0.43
4:A3:145:LEU:HA	18:AH:42:GLN:NE2	2.34	0.43
6:A5:71:VAL:HG11	6:A5:73:LEU:HD13	2.00	0.43
11:AA:39:A:H61	11:AA:459:G:H1'	1.84	0.43
11:AA:160:C:O2'	35:AY:132:LYS:O	2.36	0.43
11:AA:313:G:OP2	11:AA:313:G:H2'	2.18	0.43
11:AA:392:A:O2'	11:AA:393:C:H4'	2.19	0.43
11:AA:863:G:H2'	11:AA:864:U:C6	2.53	0.43
11:AA:947:C:H4'	11:AA:1076:U:O2'	2.18	0.43
11:AA:1379:G:H2'	11:AA:1380:G:O4'	2.19	0.43
11:AA:1404:G:C8	24:AN:40:ARG:HD2	2.54	0.43
11:AA:1752:U:O2'	11:AA:1753:A:P	2.77	0.43
19:AI:29:GLY:HA2	19:AI:65:LEU:O	2.17	0.43
20:AJ:94:ASN:ND2	20:AJ:97:ASP:OD2	2.52	0.43
26:AP:16:LEU:HD21	33:AW:64:ILE:HG12	2.00	0.43
28:AR:147:ILE:H	28:AR:147:ILE:HG12	1.56	0.43
30:AT:93:ARG:H	30:AT:93:ARG:HG3	1.46	0.43
35:AY:32:MET:HE2	35:AY:54:GLY:HA2	2.01	0.43
35:AY:78:SER:OG	35:AY:79:GLU:N	2.51	0.43
3:B2:148:GLN:NE2	11:BA:187:U:O4	2.46	0.43
4:B3:24:VAL:HA	4:B3:27:GLN:NE2	2.33	0.43
9:B8:46:GLU:HG3	23:BM:8:GLU:HB2	2.01	0.43
11:BA:63:U:C3'	11:BA:64:U:H5''	2.47	0.43
11:BA:242:U:C2	11:BA:244:A:OP2	2.71	0.43
11:BA:243:G:O2'	27:BQ:38:GLY:O	2.34	0.43
11:BA:978:C:O2'	11:BA:980:G:N7	2.47	0.43
11:BA:1200:G:C6	31:CU:91:LYS:NZ	2.73	0.43
11:BA:1316:A:H2'	11:BA:1317:A:C8	2.54	0.43
11:BA:1362:U:H2'	11:BA:1363:U:C6	2.54	0.43
11:BA:1494:U:HO2'	11:BA:1495:U:P	2.33	0.43
19:BI:14:ARG:HD3	19:BI:125:ARG:HH22	1.84	0.43
22:BL:106:LEU:HD13	22:BL:113:VAL:HG22	2.01	0.43
23:BM:63:GLU:O	23:BM:67:ASN:ND2	2.52	0.43
28:BR:93:SER:OG	28:BR:101:ARG:HB2	2.19	0.43
28:BR:313:THR:N	28:BR:327:GLY:O	2.51	0.43
30:BT:130:ARG:H	30:BT:130:ARG:HG2	1.65	0.43

Continued on next page...

Continued from previous page...

Atom-1	Atom-2	Interatomic distance (Å)	Clash overlap (Å)
35:BY:32:MET:CE	35:BY:54:GLY:HA2	2.48	0.43
36:BZ:93:TYR:CG	36:BZ:94:PRO:HA	2.54	0.43
3:C2:21:HIS:CD2	11:CA:98:U:H1'	2.54	0.43
5:C4:122:THR:N	5:C4:146:THR:OG1	2.40	0.43
11:CA:392:A:O2'	11:CA:393:C:H4'	2.18	0.43
11:CA:637:U:H2'	11:CA:638:U:C6	2.53	0.43
11:CA:933:A:H2'	11:CA:934:U:O4'	2.18	0.43
11:CA:1183:A:H1'	29:CS:104:GLY:O	2.19	0.43
12:CB:29:MET:CE	12:CB:150:LEU:HD21	2.49	0.43
15:CE:227:THR:HB	15:CE:228:PRO:HD2	1.99	0.43
21:CK:30:VAL:HG23	21:CK:47:LEU:HD23	2.01	0.43
22:CL:8:GLY:H	27:CQ:98:ARG:NH1	2.17	0.43
27:CQ:15:VAL:HG21	27:CQ:33:TYR:HB2	2.01	0.43
29:CS:76:GLU:O	29:CS:77:LYS:HB2	2.19	0.43
32:CV:53:PHE:O	32:CV:56:HIS:HB3	2.18	0.43
33:CW:36:HIS:CE1	33:CW:87:GLY:HA3	2.54	0.43
33:CW:193:ARG:NH1	33:CW:220:PHE:HE1	2.16	0.43
35:CY:182:LEU:O	35:CY:187:ARG:HD2	2.18	0.43
1:D0:95:LEU:O	1:D0:99:VAL:HG23	2.18	0.43
5:D4:170:ILE:HG13	5:D4:210:ILE:HG21	2.01	0.43
6:D5:15:ARG:HD3	11:DA:914:G:O6	2.19	0.43
9:D8:98:LYS:HG3	11:DA:1502:A:OP1	2.18	0.43
11:DA:250:A:H4'	33:DW:137:GLN:NE2	2.32	0.43
11:DA:606:U:OP2	22:DL:5:LYS:NZ	2.52	0.43
11:DA:794:A:H1'	11:DA:797:A:H2	1.83	0.43
11:DA:909:C:H5''	11:DA:910:U:H2'	2.00	0.43
11:DA:1174:A:OP1	11:DA:1175:A:OP2	2.36	0.43
11:DA:1191:A:C6	11:DA:1237:G:H1'	2.54	0.43
11:DA:1232:U:H2'	11:DA:1233:U:O4'	2.19	0.43
11:DA:1423:U:OP1	24:DN:9:HIS:ND1	2.51	0.43
11:DA:1721:G:C8	11:DA:1721:G:C3'	3.02	0.43
18:DH:85:ASP:O	18:DH:88:LYS:HB2	2.18	0.43
20:DJ:97:ASP:OD1	20:DJ:97:ASP:N	2.51	0.43
22:DL:6:PRO:HG3	22:DL:14:LYS:HE3	2.01	0.43
23:DM:15:HIS:HB3	23:DM:22:ILE:HB	2.01	0.43
23:DM:63:GLU:O	23:DM:67:ASN:ND2	2.52	0.43
28:DR:43:ILE:HG22	28:DR:82:LEU:HD13	2.01	0.43
1:A0:95:LEU:O	1:A0:99:VAL:HG23	2.18	0.43
3:A2:146:HIS:HA	3:A2:149:LYS:HG2	2.01	0.43
5:A4:40:PHE:N	5:A4:40:PHE:CD1	2.87	0.43
9:A8:46:GLU:O	9:A8:50:VAL:HG23	2.19	0.43

Continued on next page...

Continued from previous page...

Atom-1	Atom-2	Interatomic distance (Å)	Clash overlap (Å)
11:AA:413:C:H4'	11:AA:414:G:OP2	2.19	0.43
11:AA:606:U:H4'	11:AA:1072:G:O6	2.18	0.43
11:AA:1500:C:P	17:AG:86:LYS:HZ2	2.41	0.43
11:AA:1568:C:O2'	11:AA:1570:U:H5	2.00	0.43
17:AG:24:ILE:H	17:AG:24:ILE:HD13	1.84	0.43
20:AJ:23:LEU:HD22	20:AJ:112:ILE:HG12	2.00	0.43
35:AY:121:ILE:HD12	35:AY:124:LEU:HD11	2.01	0.43
1:B0:24:GLU:HA	10:B9:77:LYS:HZ3	1.84	0.43
4:B3:68:GLN:NE2	11:BA:835:U:OP2	2.49	0.43
11:BA:223:C:N4	11:BA:234:G:H1	2.17	0.43
11:BA:772:A:C2	14:BD:71:PHE:HE2	2.37	0.43
11:BA:884:A:OP2	21:BK:66:ARG:N	2.52	0.43
12:BB:181:LEU:HA	36:BZ:58:GLY:O	2.19	0.43
15:BE:58:PRO:HG3	15:BE:131:THR:HG23	2.00	0.43
26:BP:18:ARG:NE	26:BP:20:GLN:HE21	2.14	0.43
33:BW:185:ILE:HD12	33:BW:193:ARG:HB2	2.01	0.43
33:BW:193:ARG:NH1	33:BW:220:PHE:CE1	2.86	0.43
35:BY:193:VAL:O	35:BY:196:ALA:HB3	2.19	0.43
6:C5:47:PRO:O	6:C5:50:LYS:HB2	2.19	0.43
10:C9:86:THR:O	11:CA:1219:U:H5'	2.19	0.43
11:CA:52:G:H2'	11:CA:53:C:O4'	2.18	0.43
11:CA:135:A:H2'	35:CY:183:ILE:HD11	2.01	0.43
11:CA:299:C:OP2	27:CQ:102:ARG:NH1	2.37	0.43
11:CA:374:G:H5''	11:CA:374:G:H8	1.84	0.43
11:CA:763:U:H4'	11:CA:764:U:OP2	2.18	0.43
11:CA:1269:G:H8	11:CA:1269:G:H5''	1.84	0.43
11:CA:1361:A:H2'	11:CA:1362:U:C6	2.54	0.43
11:CA:1544:G:H2'	11:CA:1544:G:N3	2.34	0.43
11:CA:1660:A:H61	11:CA:1665:U:H3	1.67	0.43
11:CA:1746:G:H4'	11:CA:1747:A:OP1	2.19	0.43
14:CD:149:ARG:HB2	14:CD:152:SER:H	1.83	0.43
15:CE:142:LYS:HD2	15:CE:152:ALA:O	2.18	0.43
21:CK:82:VAL:HG13	21:CK:124:MET:HE2	1.99	0.43
22:CL:78:ASN:ND2	22:CL:80:LYS:HE2	2.34	0.43
26:CP:15:LEU:HD23	33:CW:96:LYS:HG3	2.00	0.43
28:CR:47:ARG:HA	28:CR:78:PHE:HB3	1.99	0.43
31:CU:121:GLU:HA	31:CU:124:LEU:HG	2.01	0.43
32:CV:19:HIS:HB2	32:CV:20:TYR:CD1	2.54	0.43
33:CW:47:LEU:HD21	33:CW:92:VAL:HG11	2.01	0.43
35:CY:75:LEU:O	35:CY:94:ARG:HA	2.19	0.43
3:D2:89:VAL:CG2	3:D2:102:LYS:HA	2.45	0.43

Continued on next page...

Continued from previous page...

Atom-1	Atom-2	Interatomic distance (Å)	Clash overlap (Å)
5:D4:111:ASP:N	5:D4:111:ASP:OD1	2.48	0.43
11:DA:863:G:H2'	11:DA:864:U:C6	2.54	0.43
11:DA:1031:A:H2	11:DA:1037:G:H22	1.64	0.43
11:DA:1538:U:OP1	23:DM:42:PHE:HB2	2.18	0.43
12:DB:65:HIS:HA	12:DB:66:PRO:HD3	1.79	0.43
17:DG:35:CYS:HB3	17:DG:63:ILE:HD11	1.99	0.43
21:DK:82:VAL:HG13	21:DK:124:MET:HE2	2.01	0.43
26:DP:74:TYR:HB2	26:DP:80:LEU:HB2	2.01	0.43
30:DT:124:ALA:C	30:DT:127:LYS:HE2	2.39	0.43
33:DW:185:ILE:HD12	33:DW:193:ARG:HB2	2.01	0.43
3:A2:178:SER:O	3:A2:180:PRO:HD3	2.18	0.43
4:A3:146:ASP:OD1	4:A3:148:THR:OG1	2.37	0.43
4:A3:192:PHE:CB	7:A6:21:ARG:HH12	2.32	0.43
11:AA:493:U:H1'	11:AA:494:A:OP2	2.19	0.43
11:AA:728:U:H5'	11:AA:729:U:OP2	2.19	0.43
11:AA:1514:G:H5'	30:AT:90:GLY:HA2	2.01	0.43
12:AB:164:THR:CG2	12:AB:200:HIS:HB3	2.49	0.43
15:AE:57:GLU:HG3	15:AE:59:GLU:HG2	2.00	0.43
20:AJ:87:ARG:HA	20:AJ:87:ARG:HD3	1.82	0.43
33:AW:88:LEU:HD11	33:AW:104:LEU:HD23	2.00	0.43
35:AY:32:MET:CE	35:AY:54:GLY:HA2	2.49	0.43
35:AY:216:LEU:O	35:AY:220:LYS:HG3	2.19	0.43
6:B5:28:ARG:HG3	21:BK:147:ARG:HA	2.01	0.43
6:B5:71:VAL:HG11	6:B5:73:LEU:HD13	1.99	0.43
10:B9:103:LEU:HG	31:BU:58:LEU:HD23	2.00	0.43
11:BA:138:G:N2	11:BA:166:C:O2	2.52	0.43
11:BA:303:A:C2	11:BA:305:C:C2	3.06	0.43
11:BA:616:A:H4'	11:BA:617:A:O5'	2.19	0.43
11:BA:763:U:H4'	11:BA:764:U:OP2	2.18	0.43
11:BA:1346:C:HO2'	11:BA:1347:U:P	2.41	0.43
11:BA:1379:G:H2'	11:BA:1380:G:O4'	2.19	0.43
11:BA:1437:G:H2'	11:BA:1438:U:C6	2.54	0.43
23:BM:88:ARG:HA	23:BM:88:ARG:HD2	1.57	0.43
28:BR:100:LEU:HB3	28:BR:114:PHE:HD1	1.83	0.43
28:BR:105:LEU:HA	28:BR:105:LEU:HD23	1.77	0.43
28:BR:194:GLY:HA2	28:BR:216:VAL:HG23	2.00	0.43
28:BR:309:ASN:HD22	28:BR:309:ASN:HA	1.71	0.43
30:BT:18:PHE:CZ	30:BT:140:LEU:HD22	2.53	0.43
33:BW:23:LEU:HD12	33:BW:23:LEU:HA	1.86	0.43
33:BW:116:LEU:HB3	33:BW:120:GLU:HB2	2.01	0.43
36:BZ:28:LEU:HA	36:BZ:29:PRO:HD2	1.85	0.43

Continued on next page...

Continued from previous page...

Atom-1	Atom-2	Interatomic distance (Å)	Clash overlap (Å)
1:C0:83:PHE:HD2	1:C0:84:GLN:HG3	1.83	0.43
8:C7:16:LEU:HD23	8:C7:16:LEU:HA	1.86	0.43
11:CA:585:A:OP2	34:CX:44:ARG:NH2	2.45	0.43
11:CA:1729:A:H2'	11:CA:1730:G:C8	2.54	0.43
13:CC:45:THR:HB	13:CC:48:LYS:H	1.84	0.43
14:CD:71:PHE:CE2	33:CW:250:ILE:HG21	2.54	0.43
14:CD:110:GLN:NE2	14:CD:126:ARG:HB2	2.33	0.43
22:CL:106:LEU:HD13	22:CL:113:VAL:HG22	2.00	0.43
26:CP:105:PHE:CZ	26:CP:127:LYS:HE2	2.54	0.43
29:CS:79:VAL:HA	29:CS:80:PRO:HD3	1.88	0.43
1:D0:63:ARG:NH1	11:DA:559:C:OP2	2.52	0.43
4:D3:24:VAL:HA	4:D3:27:GLN:NE2	2.34	0.43
11:DA:52:G:H2'	11:DA:53:C:O4'	2.19	0.43
11:DA:303:A:C2	11:DA:305:C:C2	3.06	0.43
11:DA:1256:C:H4'	11:DA:1257:U:OP1	2.17	0.43
11:DA:1385:U:H5''	32:DV:3:ARG:NE	2.33	0.43
11:DA:1537:C:OP1	23:DM:41:ARG:NH1	2.48	0.43
11:DA:1724:U:H6	11:DA:1724:U:H5''	1.84	0.43
39:DA:8103:HOH:O	30:DT:93:ARG:NH1	2.46	0.43
12:DB:29:MET:CE	12:DB:150:LEU:HD21	2.49	0.43
12:DB:103:THR:HA	12:DB:109:THR:HG21	2.01	0.43
13:DC:35:ALA:HB1	13:DC:57:LYS:HB2	2.00	0.43
18:DH:35:LEU:HD21	18:DH:61:VAL:HG21	2.01	0.43
27:DQ:110:ILE:HD13	27:DQ:138:ALA:CB	2.49	0.43
31:DU:34:ARG:HG2	31:DU:35:THR:N	2.32	0.43
32:DV:53:PHE:O	32:DV:57:LEU:HG	2.19	0.43
35:DY:137:ARG:CG	35:DY:181:ARG:HG3	2.49	0.43
2:A1:21:ARG:NH1	11:AA:1591:C:O2	2.52	0.42
4:A3:30:HIS:HA	4:A3:31:PRO:HD2	1.89	0.42
11:AA:117:U:H1'	33:AW:33:GLN:HB2	2.01	0.42
11:AA:593:A:H2'	11:AA:594:U:H6	1.84	0.42
11:AA:1362:U:H2'	11:AA:1363:U:C6	2.54	0.42
13:AC:157:GLN:NE2	13:AC:158:GLY:H	2.15	0.42
13:AC:164:GLY:O	13:AC:167:LYS:HB3	2.19	0.42
15:AE:243:THR:HB	15:AE:244:PHE:HD1	1.84	0.42
16:AF:78:ARG:HH12	16:AF:100:GLY:CA	2.32	0.42
21:AK:30:VAL:HG23	21:AK:47:LEU:HD23	2.00	0.42
25:AO:147:THR:O	25:AO:151:LEU:HG	2.18	0.42
1:B0:22:LYS:HZ3	10:B9:76:LYS:HA	1.84	0.42
1:B0:43:ASN:HA	11:BA:1708:A:H1'	2.01	0.42
3:B2:64:ARG:NH2	11:BA:323:U:OP1	2.43	0.42

Continued on next page...

Continued from previous page...

Atom-1	Atom-2	Interatomic distance (Å)	Clash overlap (Å)
5:B4:85:ARG:HH12	5:B4:108:ILE:HD11	1.84	0.42
11:BA:125:U:H6	11:BA:125:U:H5''	1.84	0.42
11:BA:219:C:O2	11:BA:817:G:N1	2.45	0.42
11:BA:270:U:H4'	11:BA:270:U:OP1	2.19	0.42
11:BA:380:G:H2'	11:BA:381:G:O4'	2.19	0.42
11:BA:534:A:C5	11:BA:534:A:OP1	2.72	0.42
11:BA:933:A:H4'	11:BA:1045:G:O2'	2.18	0.42
11:BA:1006:C:H4'	11:BA:1007:U:H5'	2.01	0.42
11:BA:1124:A:H4'	11:BA:1719:A:N7	2.34	0.42
11:BA:1199:G:H21	31:BU:27:LYS:HG3	1.83	0.42
11:BA:1443:A:H4'	11:BA:1444:U:C5'	2.49	0.42
11:BA:1596:C:H2'	11:BA:1597:G:O4'	2.19	0.42
12:BB:114:GLU:OE1	15:BE:32:LYS:HG3	2.19	0.42
14:BD:32:GLY:HA3	34:BX:41:TYR:CE1	2.53	0.42
14:BD:40:ARG:HA	14:BD:43:TRP:HB2	2.01	0.42
17:BG:188:LYS:HA	17:BG:188:LYS:HD3	1.67	0.42
18:BH:8:ALA:HA	18:BH:74:VAL:HG21	2.00	0.42
25:BO:71:GLN:NE2	25:BO:79:LYS:NZ	2.67	0.42
31:BU:62:LEU:HD23	31:BU:62:LEU:HA	1.92	0.42
33:BW:126:LEU:HB3	33:BW:143:THR:CG2	2.46	0.42
1:C0:95:LEU:O	1:C0:99:VAL:HG23	2.19	0.42
11:CA:125:U:H6	11:CA:125:U:H5''	1.84	0.42
11:CA:466:A:H5'	14:CD:144:PRO:HD2	2.00	0.42
11:CA:516:G:OP2	26:CP:35:LYS:CE	2.67	0.42
11:CA:932:G:H2'	11:CA:933:A:C8	2.54	0.42
11:CA:1379:G:H2'	11:CA:1380:G:O4'	2.18	0.42
14:CD:32:GLY:HA3	34:CX:41:TYR:CD1	2.54	0.42
17:CG:110:ALA:HB1	17:CG:175:ALA:HB3	2.01	0.42
18:CH:106:THR:CG2	18:CH:121:THR:HB	2.49	0.42
20:CJ:87:ARG:HA	20:CJ:87:ARG:HD3	1.82	0.42
23:CM:84:TRP:CZ3	23:CM:85:LEU:HG	2.54	0.42
25:CO:11:LYS:H	25:CO:11:LYS:HG3	1.65	0.42
26:CP:74:TYR:HB2	26:CP:80:LEU:HB2	2.01	0.42
27:CQ:39:LEU:HD23	27:CQ:39:LEU:HA	1.66	0.42
28:CR:140:ARG:HG2	28:CR:163:ASP:O	2.19	0.42
33:CW:116:LEU:HB3	33:CW:120:GLU:HB2	2.01	0.42
33:CW:176:HIS:CD2	33:CW:178:GLU:OE2	2.71	0.42
35:CY:152:ASP:HA	35:CY:153:PRO:HD2	1.85	0.42
4:D3:106:LYS:HE2	11:DA:793:G:H22	1.84	0.42
5:D4:45:PHE:CE2	5:D4:68:VAL:HG11	2.54	0.42
11:DA:70:U:H5'	35:DY:173:ARG:HH12	1.84	0.42

Continued on next page...

Continued from previous page...

Atom-1	Atom-2	Interatomic distance (Å)	Clash overlap (Å)
11:DA:146:A:H1'	35:DY:13:GLN:OE1	2.19	0.42
11:DA:655:C:OP2	11:DA:655:C:O4'	2.37	0.42
11:DA:1357:G:O2'	11:DA:1381:A:N6	2.52	0.42
11:DA:1544:G:H2'	11:DA:1544:G:N3	2.34	0.42
12:DB:29:MET:HE1	12:DB:150:LEU:HD21	2.01	0.42
15:DE:52:SER:HB3	36:DZ:40:PHE:O	2.19	0.42
21:DK:135:ILE:HD13	21:DK:135:ILE:HA	1.90	0.42
23:DM:62:THR:HB	23:DM:65:GLN:HG3	2.01	0.42
27:DQ:63:LEU:HD12	27:DQ:63:LEU:HA	1.88	0.42
28:DR:308:LYS:O	28:DR:309:ASN:HB2	2.19	0.42
34:DX:35:SER:O	34:DX:38:ARG:HB3	2.19	0.42
35:DY:121:ILE:HD12	35:DY:124:LEU:HD11	2.00	0.42
36:DZ:71:GLY:O	36:DZ:75:SER:HB3	2.17	0.42
3:A2:73:PHE:CZ	3:A2:112:ILE:HD11	2.54	0.42
11:AA:39:A:H2'	11:AA:40:A:O4'	2.19	0.42
11:AA:422:G:H5''	11:AA:422:G:H8	1.85	0.42
11:AA:477:G:C2	11:AA:478:G:H1'	2.54	0.42
11:AA:550:G:O5'	34:AX:61:ASN:HB3	2.18	0.42
11:AA:615:A:H1'	11:AA:1079:G:O4'	2.19	0.42
11:AA:982:U:C4'	11:AA:983:A:OP2	2.64	0.42
11:AA:1076:U:H5''	22:AL:14:LYS:HE2	2.01	0.42
11:AA:1544:G:H2'	11:AA:1544:G:N3	2.34	0.42
12:AB:65:HIS:CD2	12:AB:67:GLU:HB2	2.55	0.42
14:AD:109:LEU:HD23	14:AD:129:ILE:HD12	2.01	0.42
10:B9:128:HIS:NE2	10:B9:133:TYR:HB3	2.31	0.42
11:BA:209:G:H4'	11:BA:210:A:O4'	2.19	0.42
11:BA:295:U:OP1	27:BQ:135:ARG:HD3	2.18	0.42
11:BA:909:C:H5''	11:BA:910:U:H2'	2.01	0.42
11:BA:949:A:C5'	11:BA:949:A:H8	2.33	0.42
11:BA:1462:U:C4'	11:BA:1463:U:OP1	2.62	0.42
11:BA:1513:G:H2'	11:BA:1514:G:C1'	2.48	0.42
11:BA:1660:A:H61	11:BA:1665:U:H3	1.67	0.42
12:BB:159:CYS:HB3	12:BB:170:ILE:CD1	2.49	0.42
15:BE:145:TRP:O	18:BH:98:GLN:NE2	2.48	0.42
28:BR:77:HIS:HB3	28:BR:96:TRP:HB2	2.01	0.42
29:BS:76:GLU:O	29:BS:77:LYS:HB2	2.19	0.42
33:BW:42:LEU:O	33:BW:86:THR:OG1	2.33	0.42
35:BY:185:PRO:HG2	35:BY:186:GLU:HG2	2.02	0.42
3:C2:64:ARG:HH22	11:CA:323:U:P	2.42	0.42
4:C3:174:TYR:CZ	4:C3:178:THR:HG21	2.54	0.42
6:C5:69:LEU:HD12	6:C5:69:LEU:HA	1.84	0.42

Continued on next page...

Continued from previous page...

Atom-1	Atom-2	Interatomic distance (Å)	Clash overlap (Å)
10:C9:128:HIS:NE2	10:C9:133:TYR:HB3	2.31	0.42
11:CA:83:C:H5'	11:CA:84:U:OP2	2.17	0.42
11:CA:585:A:H2'	11:CA:586:A:C8	2.54	0.42
11:CA:680:U:H2'	11:CA:681:G:C8	2.54	0.42
11:CA:1012:C:O2'	18:CH:2:VAL:N	2.46	0.42
11:CA:1144:A:H2'	11:CA:1145:C:O4'	2.19	0.42
11:CA:1356:G:H5'	11:CA:1357:G:OP2	2.20	0.42
11:CA:1752:U:O2'	11:CA:1753:A:P	2.77	0.42
19:CI:42:ASN:HB3	19:CI:43:PRO:HD3	2.00	0.42
20:CJ:27:ASN:OD1	20:CJ:28:LEU:N	2.51	0.42
22:CL:75:LEU:HD11	22:CL:82:ILE:HD12	2.00	0.42
25:CO:59:GLN:H	25:CO:59:GLN:HG2	1.58	0.42
27:CQ:32:ARG:HH12	27:CQ:51:THR:C	2.22	0.42
28:CR:133:ILE:HB	28:CR:145:TRP:HB2	2.01	0.42
2:D1:35:LYS:HD3	2:D1:35:LYS:HA	1.80	0.42
6:D5:45:VAL:HA	21:DK:113:GLN:HG3	2.01	0.42
11:DA:83:C:H5'	11:DA:84:U:OP2	2.18	0.42
11:DA:117:U:H1'	33:DW:33:GLN:HB2	2.00	0.42
11:DA:1443:A:H5'	11:DA:1445:G:O4'	2.19	0.42
13:DC:164:GLY:O	13:DC:167:LYS:HB3	2.19	0.42
31:DU:34:ARG:NH2	31:DU:106:ARG:HH22	2.16	0.42
3:A2:22:ARG:NH2	11:AA:293:U:OP1	2.45	0.42
8:A7:55:LEU:HD23	8:A7:55:LEU:HA	1.86	0.42
11:AA:234:G:HO2'	11:AA:235:A:C1'	2.31	0.42
11:AA:270:U:H4'	11:AA:270:U:OP1	2.19	0.42
11:AA:764:U:C5	11:AA:766:G:C2	3.07	0.42
11:AA:1479:G:H5'	11:AA:1480:U:OP2	2.19	0.42
11:AA:1513:G:H2'	11:AA:1514:G:C1'	2.49	0.42
13:AC:10:LYS:HD3	13:AC:10:LYS:HA	1.75	0.42
18:AH:106:THR:CG2	18:AH:121:THR:HB	2.47	0.42
27:AQ:110:ILE:HD13	27:AQ:138:ALA:CB	2.49	0.42
28:AR:127:SER:OG	28:AR:132:GLN:HB2	2.18	0.42
28:AR:297:GLU:HG3	28:AR:310:PRO:CD	2.44	0.42
35:AY:182:LEU:O	35:AY:187:ARG:HD2	2.18	0.42
4:B3:5:LYS:HD3	4:B3:5:LYS:HA	1.70	0.42
4:B3:7:HIS:HE1	11:BA:833:A:OP1	2.03	0.42
4:B3:15:ILE:HD12	4:B3:15:ILE:HA	1.90	0.42
4:B3:30:HIS:HA	4:B3:31:PRO:HD2	1.90	0.42
11:BA:137:G:OP2	35:BY:139:ASN:ND2	2.53	0.42
11:BA:493:U:H4'	11:BA:494:A:O5'	2.15	0.42
11:BA:669:G:C6	11:BA:670:G:N7	2.87	0.42

Continued on next page...

Continued from previous page...

Atom-1	Atom-2	Interatomic distance (Å)	Clash overlap (Å)
11:BA:1143:A:H2'	11:BA:1144:A:H8	1.76	0.42
11:BA:1232:U:H2'	11:BA:1233:U:O4'	2.19	0.42
11:BA:1443:A:H5'	11:BA:1445:G:O4'	2.19	0.42
11:BA:1466:C:H5'	11:BA:1467:U:OP2	2.20	0.42
11:BA:1621:G:P	22:BL:72:ARG:HH21	2.42	0.42
12:BB:58:ARG:CZ	36:BZ:54:VAL:HG21	2.50	0.42
12:BB:65:HIS:HA	12:BB:66:PRO:HD3	1.79	0.42
12:BB:121:THR:HG23	12:BB:143:LEU:HD12	2.01	0.42
13:BC:45:THR:HB	13:BC:48:LYS:H	1.84	0.42
14:BD:75:ALA:O	14:BD:79:ARG:HB2	2.18	0.42
19:BI:42:ASN:HB3	19:BI:43:PRO:HD3	2.02	0.42
28:BR:226:LYS:O	28:BR:242:ILE:HG13	2.19	0.42
28:BR:297:GLU:OE2	28:BR:307:GLY:HA3	2.19	0.42
29:BS:65:VAL:HG12	29:BS:69:LYS:HD2	2.00	0.42
33:BW:36:HIS:CD2	33:BW:87:GLY:HA3	2.54	0.42
4:C3:24:VAL:HA	4:C3:27:GLN:NE2	2.35	0.42
4:C3:115:ARG:NH1	11:CA:631:C:N3	2.67	0.42
11:CA:606:U:H4'	11:CA:1072:G:O6	2.19	0.42
11:CA:983:A:H2'	11:CA:984:C:C6	2.55	0.42
11:CA:1591:C:H2'	11:CA:1592:C:C6	2.52	0.42
11:CA:1650:G:C6	11:CA:1651:G:N1	2.87	0.42
11:CA:1661:G:C2'	11:CA:1662:C:OP2	2.67	0.42
13:CC:228:ARG:HG2	28:CR:245:LEU:HB2	2.01	0.42
23:CM:24:GLY:HA2	23:CM:58:ALA:HB3	2.01	0.42
11:DA:55:U:H4'	11:DA:56:G:O5'	2.19	0.42
11:DA:63:U:C3'	11:DA:64:U:H5''	2.48	0.42
11:DA:221:A:N6	11:DA:815:U:H3	2.17	0.42
11:DA:232:G:HO2'	11:DA:233:U:P	2.35	0.42
11:DA:446:U:O4'	33:DW:66:ASN:ND2	2.49	0.42
11:DA:479:G:N1	11:DA:492:C:O2	2.51	0.42
11:DA:949:A:C5'	11:DA:949:A:H8	2.32	0.42
11:DA:1390:G:H2'	11:DA:1391:C:O4'	2.18	0.42
11:DA:1434:C:C2'	11:DA:1435:G:H5''	2.48	0.42
11:DA:1661:G:C2'	11:DA:1662:C:OP2	2.67	0.42
17:DG:39:LYS:HG2	19:DI:113:GLN:O	2.19	0.42
21:DK:34:MET:HB3	21:DK:41:PHE:HB2	2.00	0.42
27:DQ:68:LYS:O	27:DQ:126:GLN:N	2.49	0.42
28:DR:100:LEU:HB3	28:DR:114:PHE:CD1	2.54	0.42
3:A2:64:ARG:HH22	11:AA:323:U:P	2.41	0.42
5:A4:88:LYS:O	5:A4:89:LEU:HD23	2.19	0.42
5:A4:127:ARG:NH2	11:AA:923:U:O2	2.52	0.42

Continued on next page...

Continued from previous page...

Atom-1	Atom-2	Interatomic distance (Å)	Clash overlap (Å)
10:A9:109:VAL:HG11	31:AU:62:LEU:HD21	2.02	0.42
11:AA:138:G:N2	11:AA:166:C:O2	2.52	0.42
11:AA:474:G:H2'	11:AA:475:C:C6	2.55	0.42
11:AA:763:U:H4'	11:AA:764:U:OP2	2.18	0.42
11:AA:896:U:H2'	11:AA:897:A:C8	2.55	0.42
11:AA:1451:C:H4'	11:AA:1452:G:OP1	2.19	0.42
11:AA:1494:U:O2'	11:AA:1495:U:H5'	2.20	0.42
16:AF:42:PHE:HE2	16:AF:90:ILE:HG23	1.84	0.42
17:AG:71:LEU:HG	17:AG:150:ILE:CD1	2.49	0.42
18:AH:113:HIS:O	18:AH:116:CYS:HB2	2.20	0.42
21:AK:18:PRO:HA	21:AK:19:PRO:HD3	1.85	0.42
23:AM:63:GLU:O	23:AM:67:ASN:ND2	2.53	0.42
28:AR:43:ILE:HG22	28:AR:82:LEU:HD13	2.02	0.42
28:AR:117:HIS:HD2	28:AR:139:GLU:CD	2.23	0.42
2:B1:17:LYS:HE2	11:BA:1588:G:O2'	2.19	0.42
3:B2:89:VAL:CG2	3:B2:102:LYS:HA	2.44	0.42
4:B3:70:TYR:OH	4:B3:129:ASP:OD1	2.35	0.42
11:BA:112:U:H2'	11:BA:113:U:C6	2.55	0.42
11:BA:209:G:C4'	11:BA:210:A:H5'	2.49	0.42
11:BA:236:U:O2'	11:BA:237:U:OP1	2.32	0.42
11:BA:427:A:H5''	22:BL:49:LYS:HG3	2.02	0.42
11:BA:794:A:H1'	11:BA:797:A:H2	1.84	0.42
11:BA:879:G:H5''	11:BA:880:G:OP2	2.19	0.42
11:BA:947:C:H4'	11:BA:1076:U:O2'	2.19	0.42
11:BA:982:U:C4'	11:BA:983:A:OP2	2.65	0.42
11:BA:1434:C:C2'	11:BA:1435:G:H5''	2.47	0.42
11:BA:1574:C:H2'	11:BA:1575:U:C6	2.55	0.42
18:BH:106:THR:CG2	18:BH:121:THR:HB	2.49	0.42
20:BJ:61:LEU:HD13	24:BN:33:TYR:CE1	2.55	0.42
20:BJ:97:ASP:OD1	20:BJ:97:ASP:N	2.52	0.42
21:BK:34:MET:HB3	21:BK:41:PHE:HB2	2.01	0.42
27:BQ:110:ILE:HD13	27:BQ:138:ALA:CB	2.49	0.42
32:BV:19:HIS:HB2	32:BV:20:TYR:CD1	2.55	0.42
32:BV:53:PHE:CE2	32:BV:57:LEU:HD11	2.54	0.42
35:BY:137:ARG:CG	35:BY:181:ARG:HG3	2.49	0.42
3:C2:94:THR:HG23	11:CA:319:A:H2	1.84	0.42
3:C2:146:HIS:HA	3:C2:149:LYS:HE2	2.02	0.42
4:C3:192:PHE:CD1	7:C6:21:ARG:NH1	2.86	0.42
11:CA:177:U:H2'	11:CA:178:U:C6	2.54	0.42
11:CA:473:A:C6	11:CA:474:G:C6	3.07	0.42
11:CA:560:C:H4'	34:CX:8:LEU:HG	2.02	0.42

Continued on next page...

Continued from previous page...

Atom-1	Atom-2	Interatomic distance (Å)	Clash overlap (Å)
11:CA:1060:A:C5	11:CA:1061:U:H1'	2.54	0.42
11:CA:1514:G:C5'	30:CT:90:GLY:HA2	2.49	0.42
12:CB:148:SER:HA	12:CB:149:PRO:HD3	1.76	0.42
13:CC:109:ASN:ND2	13:CC:178:VAL:HG12	2.34	0.42
13:CC:228:ARG:HG2	13:CC:228:ARG:H	1.44	0.42
14:CD:142:ASN:ND2	26:CP:62:TYR:OH	2.52	0.42
24:CN:30:ILE:HB	24:CN:37:THR:O	2.19	0.42
26:CP:16:LEU:HD21	33:CW:64:ILE:HG12	2.01	0.42
27:CQ:110:ILE:HD13	27:CQ:138:ALA:CB	2.49	0.42
30:CT:99:CYS:SG	30:CT:100:HIS:N	2.92	0.42
9:D8:46:GLU:O	9:D8:50:VAL:HG23	2.19	0.42
11:DA:1121:C:H5'	11:DA:1608:C:OP2	2.20	0.42
11:DA:1144:A:H2'	11:DA:1145:C:O4'	2.19	0.42
11:DA:1269:G:H5''	11:DA:1269:G:H8	1.85	0.42
11:DA:1307:U:H5'	20:DJ:83:ARG:HH22	1.84	0.42
11:DA:1445:G:H2'	11:DA:1446:A:H8	1.83	0.42
13:DC:157:GLN:NE2	13:DC:158:GLY:H	2.16	0.42
14:DD:86:LEU:HD12	14:DD:86:LEU:HA	1.65	0.42
14:DD:149:ARG:HB2	14:DD:152:SER:H	1.84	0.42
21:DK:150:ARG:NH1	21:DK:150:ARG:HG2	2.34	0.42
27:DQ:32:ARG:HH12	27:DQ:51:THR:C	2.22	0.42
28:DR:140:ARG:HG2	28:DR:163:ASP:O	2.18	0.42
2:A1:61:GLU:O	6:A5:51:ARG:NH1	2.53	0.42
8:A7:72:GLY:O	8:A7:76:LEU:HG	2.19	0.42
10:A9:128:HIS:CD2	10:A9:131:ARG:HG3	2.54	0.42
11:AA:27:A:H2'	11:AA:28:U:O4'	2.19	0.42
11:AA:177:U:H2'	11:AA:178:U:C6	2.53	0.42
11:AA:328:G:H5'	11:AA:330:C:H41	1.84	0.42
11:AA:680:U:H3	11:AA:721:A:H61	1.66	0.42
11:AA:1232:U:H2'	11:AA:1233:U:O4'	2.20	0.42
11:AA:1362:U:P	32:AV:59:LYS:HZ1	2.38	0.42
11:AA:1660:A:H61	11:AA:1665:U:H3	1.67	0.42
11:AA:1752:U:H4'	11:AA:1753:A:N7	2.35	0.42
12:AB:121:THR:HG23	12:AB:143:LEU:HD12	2.01	0.42
13:AC:45:THR:HB	13:AC:48:LYS:H	1.84	0.42
14:AD:149:ARG:HB2	14:AD:152:SER:H	1.82	0.42
28:AR:20:HIS:CE1	28:AR:50:THR:HG22	2.54	0.42
30:AT:76:ILE:HA	30:AT:79:LEU:HD12	2.01	0.42
33:AW:129:THR:HB	33:AW:142:VAL:CG1	2.49	0.42
35:AY:193:VAL:O	35:AY:196:ALA:HB3	2.20	0.42
1:B0:43:ASN:HA	11:BA:1708:A:O2'	2.18	0.42

Continued on next page...

Continued from previous page...

Atom-1	Atom-2	Interatomic distance (Å)	Clash overlap (Å)
11:BA:270:U:H5'	11:BA:271:U:H6	1.83	0.42
11:BA:369:A:OP2	11:BA:370:U:OP2	2.38	0.42
11:BA:585:A:OP2	34:BX:44:ARG:NH2	2.39	0.42
11:BA:679:U:H4'	11:BA:680:U:OP1	2.19	0.42
11:BA:873:G:O2'	21:BK:51:GLU:HA	2.20	0.42
11:BA:903:G:N3	11:BA:966:A:H1'	2.35	0.42
11:BA:1151:G:H21	11:BA:1431:A:H62	1.65	0.42
11:BA:1292:U:H3'	12:BB:98:ARG:HH12	1.83	0.42
13:BC:228:ARG:H	13:BC:228:ARG:HG2	1.47	0.42
14:BD:54:LYS:HA	14:BD:54:LYS:HD3	1.86	0.42
17:BG:18:ASN:HB3	17:BG:21:GLU:CD	2.40	0.42
28:BR:62:ASN:HB3	28:BR:63:GLY:H	1.62	0.42
28:BR:133:ILE:HB	28:BR:145:TRP:HB2	2.01	0.42
28:BR:184:ALA:HB3	28:BR:206:ARG:NH1	2.35	0.42
32:BV:32:LYS:HB2	32:BV:47:ARG:HE	1.84	0.42
3:C2:10:LYS:HE2	11:CA:314:A:OP2	2.19	0.42
11:CA:135:A:N1	35:CY:187:ARG:HB3	2.35	0.42
11:CA:158:G:N3	35:CY:13:GLN:NE2	2.67	0.42
11:CA:228:C:O2'	11:CA:229:A:H5''	2.18	0.42
11:CA:517:U:O2'	11:CA:519:A:N7	2.39	0.42
11:CA:533:G:N2	39:CA:2090:HOH:O	2.49	0.42
11:CA:731:C:H4'	18:CH:80:ASP:OD2	2.19	0.42
11:CA:764:U:C5	11:CA:766:G:C2	3.08	0.42
11:CA:933:A:H4'	11:CA:1045:G:O2'	2.19	0.42
11:CA:1151:G:H21	11:CA:1431:A:H62	1.66	0.42
11:CA:1174:A:C2'	11:CA:1175:A:H5'	2.49	0.42
11:CA:1434:C:C2'	11:CA:1435:G:H5''	2.47	0.42
11:CA:1443:A:H5'	11:CA:1445:G:O4'	2.19	0.42
30:CT:8:PHE:HB2	30:CT:145:THR:HA	2.00	0.42
30:CT:34:ILE:HD11	30:CT:58:TYR:OH	2.19	0.42
32:CV:53:PHE:CE2	32:CV:57:LEU:HD11	2.54	0.42
2:D1:54:VAL:HB	17:DG:28:CYS:HB3	2.02	0.42
3:D2:64:ARG:HA	3:D2:64:ARG:HD3	1.79	0.42
3:D2:146:HIS:HA	3:D2:149:LYS:HE2	2.02	0.42
8:D7:81:GLY:HA3	31:DU:17:LYS:HE2	2.01	0.42
11:DA:125:U:H6	11:DA:125:U:H5''	1.85	0.42
11:DA:283:A:H2'	11:DA:284:U:C6	2.54	0.42
11:DA:313:G:H2'	11:DA:313:G:OP2	2.20	0.42
11:DA:1098:A:H5''	11:DA:1099:G:OP2	2.20	0.42
15:DE:227:THR:HB	15:DE:228:PRO:HD2	1.99	0.42
20:DJ:94:ASN:ND2	20:DJ:97:ASP:OD2	2.53	0.42

Continued on next page...

Continued from previous page...

Atom-1	Atom-2	Interatomic distance (Å)	Clash overlap (Å)
28:DR:184:ALA:HB3	28:DR:206:ARG:NH1	2.35	0.42
33:DW:222:THR:CG2	33:DW:226:ASN:HB2	2.50	0.42
35:DY:193:VAL:O	35:DY:196:ALA:HB3	2.20	0.42
2:A1:21:ARG:HG3	11:AA:1134:C:H4'	2.00	0.42
5:A4:69:GLU:OE2	5:A4:86:LYS:HE2	2.20	0.42
10:A9:103:LEU:HG	31:AU:58:LEU:HD23	2.01	0.42
11:AA:12:U:H2'	11:AA:13:C:C6	2.54	0.42
11:AA:514:G:H4'	26:AP:34:SER:HB3	2.01	0.42
11:AA:1119:G:C6	11:AA:1120:A:C6	3.07	0.42
11:AA:1443:A:H5'	11:AA:1445:G:O4'	2.20	0.42
11:AA:1651:G:C5	11:AA:1673:A:N6	2.88	0.42
12:AB:48:GLU:O	12:AB:52:LYS:HG2	2.19	0.42
24:AN:39:ARG:HH11	24:AN:39:ARG:CG	2.21	0.42
25:AO:96:LYS:HE3	25:AO:96:LYS:HB2	1.81	0.42
31:AU:49:ASP:OD1	31:AU:75:LYS:HA	2.20	0.42
31:AU:121:GLU:HA	31:AU:124:LEU:HG	2.01	0.42
33:AW:160:ASP:OD1	33:AW:176:HIS:HB3	2.19	0.42
2:B1:35:LYS:HA	2:B1:35:LYS:HD3	1.79	0.42
3:B2:73:PHE:CZ	3:B2:112:ILE:HD11	2.55	0.42
3:B2:146:HIS:HA	3:B2:149:LYS:HE2	2.01	0.42
6:B5:99:PRO:HG2	11:BA:1750:A:C8	2.54	0.42
11:BA:39:A:H61	11:BA:459:G:H1'	1.84	0.42
11:BA:221:A:H2'	11:BA:221:A:N3	2.34	0.42
11:BA:328:G:H5'	11:BA:330:C:H41	1.84	0.42
11:BA:762:U:C5	26:BP:6:ARG:NH1	2.87	0.42
11:BA:896:U:H2'	11:BA:897:A:C8	2.55	0.42
11:BA:1207:C:H5'	11:BA:1208:A:OP2	2.18	0.42
11:BA:1661:G:C2'	11:BA:1662:C:OP2	2.67	0.42
11:BA:1721:G:H3'	11:BA:1721:G:H8	1.83	0.42
12:BB:79:GLN:NE2	12:BB:95:SER:O	2.52	0.42
24:BN:16:ASP:OD1	24:BN:26:ARG:NH1	2.52	0.42
28:BR:297:GLU:HA	28:BR:298:PRO:HD2	1.89	0.42
29:BS:79:VAL:HA	29:BS:80:PRO:HD3	1.87	0.42
31:BU:121:GLU:HA	31:BU:124:LEU:HG	2.01	0.42
35:BY:7:TYR:HA	35:BY:8:PRO:HD3	1.59	0.42
3:C2:196:LEU:HD23	3:C2:196:LEU:HA	1.65	0.42
4:C3:70:TYR:O	4:C3:74:LEU:HG	2.19	0.42
5:C4:72:LEU:HD12	5:C4:85:ARG:HB3	2.00	0.42
11:CA:223:C:H42	11:CA:235:A:H2	1.66	0.42
11:CA:238:G:HO2'	11:CA:239:A:P	2.38	0.42
11:CA:384:C:H41	11:CA:391:A:H1'	1.84	0.42

Continued on next page...

Continued from previous page...

Atom-1	Atom-2	Interatomic distance (Å)	Clash overlap (Å)
11:CA:479:G:H2'	11:CA:480:A:O4'	2.19	0.42
11:CA:535:A:HO2'	11:CA:536:C:P	2.42	0.42
11:CA:662:U:H2'	11:CA:663:G:O4'	2.19	0.42
11:CA:1153:U:H1'	29:CS:131:THR:HG23	2.01	0.42
11:CA:1358:A:C5	11:CA:1382:A:C6	3.07	0.42
12:CB:79:GLN:NE2	12:CB:95:SER:O	2.52	0.42
13:CC:68:LYS:HB2	13:CC:68:LYS:HE3	1.66	0.42
13:CC:164:GLY:O	13:CC:167:LYS:HB3	2.20	0.42
18:CH:80:ASP:OD1	18:CH:124:LYS:HE3	2.20	0.42
22:CL:8:GLY:O	27:CQ:98:ARG:HD3	2.19	0.42
28:CR:240:TRP:CE3	28:CR:245:LEU:HD22	2.42	0.42
33:CW:36:HIS:ND1	33:CW:87:GLY:HA3	2.34	0.42
5:D4:127:ARG:NH2	11:DA:862:A:H1'	2.33	0.42
5:D4:216:ILE:H	5:D4:216:ILE:HG13	1.58	0.42
8:D7:13:TYR:CE1	8:D7:49:LEU:HD21	2.54	0.42
11:DA:933:A:H4'	11:DA:1045:G:O2'	2.19	0.42
11:DA:970:A:O2'	11:DA:1738:U:O2	2.38	0.42
11:DA:1060:A:C5	11:DA:1061:U:H1'	2.55	0.42
11:DA:1143:A:H2'	11:DA:1144:A:H8	1.77	0.42
11:DA:1394:U:H2'	11:DA:1395:A:O4'	2.19	0.42
14:DD:163:PRO:O	14:DD:164:LEU:HB2	2.20	0.42
15:DE:141:ARG:HB2	15:DE:223:TYR:CE1	2.55	0.42
18:DH:108:TYR:CE2	18:DH:121:THR:HG21	2.55	0.42
22:DL:78:ASN:HD21	22:DL:80:LYS:HE2	1.84	0.42
28:DR:161:HIS:HB3	28:DR:197:LYS:CE	2.48	0.42
28:DR:297:GLU:HA	28:DR:298:PRO:HD2	1.89	0.42
33:DW:47:LEU:HD21	33:DW:92:VAL:HG11	2.02	0.42
6:A5:69:LEU:HA	6:A5:69:LEU:HD12	1.83	0.42
11:AA:112:U:H2'	11:AA:113:U:C6	2.54	0.42
11:AA:238:G:H1'	11:AA:239:A:OP2	2.20	0.42
11:AA:384:C:H41	11:AA:391:A:H1'	1.84	0.42
11:AA:879:G:H5''	11:AA:880:G:OP2	2.20	0.42
11:AA:1223:U:H4'	11:AA:1224:C:OP1	2.20	0.42
11:AA:1296:G:N3	11:AA:1296:G:H2'	2.35	0.42
15:AE:49:PHE:CE1	15:AE:139:PRO:HD3	2.55	0.42
17:AG:150:ILE:O	17:AG:153:CYS:HB2	2.18	0.42
21:AK:44:VAL:HG22	21:AK:54:VAL:HB	2.02	0.42
5:B4:155:SER:H	5:B4:158:SER:HB2	1.84	0.42
10:B9:133:TYR:CE1	11:BA:1207:C:H1'	2.55	0.42
11:BA:27:A:H2'	11:BA:28:U:O4'	2.20	0.42
11:BA:621:C:H4'	25:BO:119:LEU:HD22	2.02	0.42

Continued on next page...

Continued from previous page...

Atom-1	Atom-2	Interatomic distance (Å)	Clash overlap (Å)
11:BA:1004:A:N3	11:BA:1743:A:H1'	2.34	0.42
11:BA:1508:G:O2'	11:BA:1509:U:P	2.78	0.42
11:BA:1520:U:H1'	23:BM:89:ILE:HG13	2.02	0.42
22:BL:131:LEU:HD23	22:BL:131:LEU:HA	1.76	0.42
23:BM:15:HIS:HB3	23:BM:22:ILE:HB	2.01	0.42
23:BM:15:HIS:NE2	23:BM:66:CYS:SG	2.92	0.42
23:BM:122:HIS:HE1	29:BS:128:TYR:OH	2.02	0.42
28:BR:100:LEU:HB3	28:BR:114:PHE:CD1	2.54	0.42
28:BR:276:GLN:O	28:BR:294:ILE:HG23	2.20	0.42
30:BT:64:LEU:O	30:BT:68:VAL:HG23	2.20	0.42
1:C0:41:LEU:HA	1:C0:41:LEU:HD23	1.79	0.42
4:C3:123:TYR:O	4:C3:126:LEU:HB3	2.19	0.42
5:C4:24:ASP:HA	5:C4:25:PRO:HD2	1.74	0.42
10:C9:128:HIS:CD2	10:C9:131:ARG:HG3	2.54	0.42
11:CA:12:U:H2'	11:CA:13:C:C6	2.54	0.42
11:CA:631:C:OP1	18:CH:32:LYS:HG3	2.20	0.42
11:CA:812:U:H3'	11:CA:813:U:H5''	2.01	0.42
11:CA:1573:G:N2	30:CT:91:ASN:HB2	2.35	0.42
14:CD:71:PHE:CD1	33:CW:254:ARG:HD3	2.55	0.42
15:CE:57:GLU:HG3	15:CE:59:GLU:CG	2.50	0.42
18:CH:57:ARG:H	18:CH:57:ARG:HG2	1.52	0.42
4:D3:70:TYR:O	4:D3:74:LEU:HG	2.19	0.42
8:D7:6:LYS:HZ3	31:DU:20:ASN:ND2	2.16	0.42
8:D7:13:TYR:CD1	8:D7:76:LEU:HD22	2.54	0.42
11:DA:33:G:C4	11:DA:467:A:C6	3.08	0.42
11:DA:69:A:H3'	35:DY:173:ARG:NH2	2.28	0.42
11:DA:135:A:H61	35:DY:191:LYS:HB2	1.84	0.42
11:DA:615:A:H1'	11:DA:1079:G:O4'	2.19	0.42
11:DA:983:A:H2'	11:DA:984:C:C6	2.55	0.42
11:DA:1113:G:C2'	11:DA:1114:G:H5'	2.49	0.42
11:DA:1362:U:H2'	11:DA:1363:U:C6	2.55	0.42
11:DA:1462:U:C4'	11:DA:1463:U:OP1	2.63	0.42
13:DC:112:LEU:HD23	13:DC:112:LEU:HA	1.90	0.42
14:DD:110:GLN:NE2	14:DD:126:ARG:HB2	2.35	0.42
17:DG:18:ASN:HB3	17:DG:21:GLU:CD	2.40	0.42
18:DH:12:LYS:HB2	18:DH:12:LYS:HE3	1.47	0.42
20:DJ:23:LEU:HD22	20:DJ:112:ILE:HG12	2.00	0.42
32:DV:98:ILE:HD11	32:DV:117:LEU:HD22	2.02	0.42
33:DW:88:LEU:HD11	33:DW:104:LEU:HD23	2.00	0.42
33:DW:141:ILE:HG22	33:DW:149:ILE:HB	2.02	0.42
4:A3:127:LEU:HB2	4:A3:174:TYR:CE1	2.55	0.42

Continued on next page...

Continued from previous page...

Atom-1	Atom-2	Interatomic distance (Å)	Clash overlap (Å)
11:AA:200:U:H2'	11:AA:201:A:O4'	2.20	0.42
11:AA:1520:U:O2'	23:AM:89:ILE:HG21	2.20	0.42
14:AD:131:GLN:O	14:AD:132:ARG:HB2	2.19	0.42
15:AE:85:THR:O	15:AE:99:PHE:HA	2.20	0.42
17:AG:26:ASP:HA	17:AG:27:PRO:HD2	1.88	0.42
22:AL:34:LEU:H	22:AL:34:LEU:HG	1.61	0.42
23:AM:62:THR:HB	23:AM:65:GLN:HG3	2.01	0.42
25:AO:133:LEU:HA	27:AQ:147:ILE:HG21	2.01	0.42
35:AY:75:LEU:O	35:AY:94:ARG:HA	2.20	0.42
1:B0:92:LEU:HG	1:B0:93:LYS:N	2.35	0.42
4:B3:115:ARG:NH1	11:BA:632:U:N3	2.68	0.42
6:B5:47:PRO:O	6:B5:50:LYS:HB2	2.20	0.42
11:BA:52:G:H2'	11:BA:53:C:O4'	2.19	0.42
11:BA:206:U:H5''	27:BQ:16:PHE:CD2	2.54	0.42
11:BA:364:G:OP1	27:BQ:95:LYS:HA	2.20	0.42
11:BA:413:C:H5'	35:BY:87:ARG:HH12	1.84	0.42
11:BA:517:U:O2'	11:BA:519:A:N7	2.39	0.42
11:BA:538:A:H2'	34:BX:32:LYS:HD2	2.01	0.42
11:BA:593:A:H2'	11:BA:594:U:H6	1.84	0.42
11:BA:812:U:H3'	11:BA:813:U:H5''	2.02	0.42
11:BA:1064:A:O2'	11:BA:1065:A:H3'	2.19	0.42
11:BA:1119:G:C6	11:BA:1120:A:C6	3.07	0.42
11:BA:1466:C:C2	11:BA:1485:G:N2	2.88	0.42
11:BA:1472:U:H5	30:BT:105:ARG:CZ	2.33	0.42
11:BA:1561:U:H2'	11:BA:1562:G:C8	2.54	0.42
12:BB:12:ARG:HB3	12:BB:169:MET:SD	2.59	0.42
15:BE:36:LEU:HD12	15:BE:36:LEU:HA	1.92	0.42
19:BI:29:GLY:HA2	19:BI:65:LEU:O	2.20	0.42
25:BO:83:ALA:HA	25:BO:84:PRO:HD2	1.77	0.42
25:BO:88:GLU:HG3	25:BO:89:ASP:N	2.35	0.42
26:BP:74:TYR:CE1	26:BP:84:GLU:OE2	2.72	0.42
28:BR:122:TYR:HE2	28:BR:138:ALA:HB2	1.85	0.42
28:BR:148:LEU:HD23	28:BR:148:LEU:HA	1.87	0.42
7:C6:34:LYS:HZ1	7:C6:78:LYS:HE3	1.82	0.42
11:CA:506:U:H5'	14:CD:133:HIS:NE2	2.35	0.42
11:CA:597:U:H2'	11:CA:598:A:C8	2.54	0.42
11:CA:611:U:H2'	11:CA:612:U:H6	1.85	0.42
11:CA:886:U:O2	11:CA:987:U:H1'	2.20	0.42
11:CA:1246:C:HO2'	11:CA:1247:A:P	2.42	0.42
11:CA:1360:U:HO2'	11:CA:1361:A:P	2.38	0.42
11:CA:1362:U:P	32:CV:59:LYS:NZ	2.89	0.42

Continued on next page...

Continued from previous page...

Atom-1	Atom-2	Interatomic distance (Å)	Clash overlap (Å)
11:CA:1446:A:O2'	11:CA:1512:G:OP1	2.37	0.42
11:CA:1466:C:H5'	11:CA:1467:U:OP2	2.20	0.42
11:CA:1517:A:OP1	23:CM:133:VAL:N	2.48	0.42
11:CA:1724:U:H5''	11:CA:1724:U:H6	1.84	0.42
11:CA:1742:G:N7	21:CK:146:ARG:NH2	2.67	0.42
14:CD:163:PRO:O	14:CD:164:LEU:HB2	2.20	0.42
15:CE:101:GLY:O	15:CE:116:TRP:HA	2.20	0.42
19:CI:29:GLY:HA2	19:CI:65:LEU:O	2.18	0.42
26:CP:110:ARG:O	26:CP:114:ARG:HD2	2.19	0.42
28:CR:161:HIS:H	28:CR:161:HIS:HD2	1.65	0.42
29:CS:121:LEU:HD23	29:CS:121:LEU:HA	1.87	0.42
30:CT:101:GLY:O	30:CT:105:ARG:HG2	2.20	0.42
35:CY:32:MET:CE	35:CY:54:GLY:HA2	2.49	0.42
4:D3:13:THR:O	4:D3:17:GLU:HG3	2.20	0.42
4:D3:174:TYR:CD2	4:D3:180:ARG:HB2	2.55	0.42
5:D4:72:LEU:HD12	5:D4:85:ARG:HB3	2.02	0.42
7:D6:45:PHE:CD2	25:DO:57:ARG:HD3	2.55	0.42
11:DA:374:G:H8	11:DA:374:G:H5''	1.85	0.42
11:DA:633:U:H3	11:DA:675:A:C4'	2.32	0.42
11:DA:896:U:H2'	11:DA:897:A:C8	2.55	0.42
11:DA:1479:G:H5'	11:DA:1480:U:OP2	2.20	0.42
11:DA:1488:A:H1'	11:DA:1489:U:OP1	2.20	0.42
11:DA:1535:A:O3'	30:DT:45:VAL:HG12	2.19	0.42
11:DA:1660:A:H61	11:DA:1665:U:H3	1.67	0.42
13:DC:45:THR:HB	13:DC:48:LYS:H	1.84	0.42
13:DC:217:PRO:HA	13:DC:218:PRO:HD3	1.66	0.42
15:DE:101:GLY:O	15:DE:116:TRP:HA	2.20	0.42
17:DG:71:LEU:HG	17:DG:150:ILE:CD1	2.49	0.42
28:DR:133:ILE:HB	28:DR:145:TRP:HB2	2.00	0.42
29:DS:34:ILE:HD13	29:DS:50:VAL:HG21	2.01	0.42
32:DV:32:LYS:HB2	32:DV:47:ARG:HE	1.85	0.42
33:DW:129:THR:HB	33:DW:142:VAL:CG1	2.49	0.42
35:DY:32:MET:CE	35:DY:54:GLY:HA2	2.49	0.42
3:A2:84:THR:OG1	3:A2:85:LYS:N	2.53	0.42
6:A5:47:PRO:O	6:A5:50:LYS:HB2	2.20	0.42
9:A8:43:VAL:HG12	23:AM:57:ARG:HG3	2.02	0.42
11:AA:283:A:H2'	11:AA:284:U:C6	2.54	0.42
11:AA:1242:G:N2	11:AA:1412:C:H1'	2.35	0.42
11:AA:1466:C:H5'	11:AA:1467:U:OP2	2.20	0.42
11:AA:1488:A:H5''	20:AJ:59:LYS:NZ	2.34	0.42
11:AA:1558:A:H3'	11:AA:1559:A:H8	1.84	0.42

Continued on next page...

Continued from previous page...

Atom-1	Atom-2	Interatomic distance (Å)	Clash overlap (Å)
11:AA:1585:U:H2'	11:AA:1586:A:H8	1.84	0.42
13:AC:225:LYS:HE2	28:AR:210:LYS:HB3	2.02	0.42
14:AD:163:PRO:O	14:AD:164:LEU:HB2	2.20	0.42
15:AE:219:LEU:HD12	15:AE:219:LEU:HA	1.85	0.42
17:AG:44:VAL:HA	17:AG:45:PRO:HD2	1.77	0.42
24:AN:16:ASP:OD1	24:AN:26:ARG:NH1	2.52	0.42
28:AR:226:LYS:O	28:AR:242:ILE:HG13	2.20	0.42
29:AS:33:LEU:HD11	29:AS:59:ALA:HA	2.02	0.42
30:AT:89:ARG:HH11	30:AT:92:LEU:HB3	1.84	0.42
32:AV:53:PHE:O	32:AV:57:LEU:HG	2.20	0.42
32:AV:98:ILE:HD11	32:AV:117:LEU:HD22	2.02	0.42
33:AW:116:LEU:HB3	33:AW:120:GLU:HB2	2.01	0.42
10:B9:95:LEU:HD12	10:B9:95:LEU:HA	1.73	0.42
11:BA:92:G:H5'	11:BA:452:A:O2'	2.20	0.42
11:BA:413:C:H4'	11:BA:414:G:OP2	2.20	0.42
11:BA:611:U:H2'	11:BA:612:U:H6	1.85	0.42
11:BA:764:U:C5	11:BA:766:G:C2	3.07	0.42
11:BA:936:U:C5	25:BO:15:GLY:O	2.72	0.42
11:BA:1144:A:H2'	11:BA:1145:C:O4'	2.20	0.42
11:BA:1199:G:N2	31:BU:27:LYS:HG3	2.34	0.42
11:BA:1361:A:H2'	11:BA:1362:U:C6	2.54	0.42
14:BD:116:LEU:HD23	14:BD:116:LEU:HA	1.89	0.42
21:BK:150:ARG:CG	21:BK:150:ARG:HH11	2.33	0.42
22:BL:9:ILE:HA	27:BQ:98:ARG:HB3	2.01	0.42
32:BV:28:PHE:CE2	32:BV:32:LYS:HD3	2.55	0.42
32:BV:98:ILE:HG22	32:BV:99:ASP:O	2.20	0.42
35:BY:38:GLY:N	35:BY:48:TYR:O	2.46	0.42
35:BY:152:ASP:HA	35:BY:153:PRO:HD2	1.84	0.42
36:BZ:47:VAL:N	36:BZ:74:ARG:HH22	2.18	0.42
5:C4:170:ILE:HG13	5:C4:210:ILE:HG21	2.02	0.42
11:CA:639:C:H2'	11:CA:640:A:O4'	2.20	0.42
11:CA:772:A:C2	14:CD:71:PHE:HE2	2.38	0.42
11:CA:1191:A:C6	11:CA:1237:G:H1'	2.55	0.42
11:CA:1508:G:O2'	11:CA:1509:U:P	2.78	0.42
12:CB:48:GLU:O	12:CB:52:LYS:HG2	2.18	0.42
15:CE:243:THR:HB	15:CE:244:PHE:HD1	1.85	0.42
20:CJ:16:LYS:HD3	20:CJ:16:LYS:HA	1.84	0.42
22:CL:6:PRO:HG3	22:CL:14:LYS:HE3	2.01	0.42
28:CR:77:HIS:HB3	28:CR:96:TRP:HB2	2.01	0.42
28:CR:100:LEU:HB2	28:CR:114:PHE:HB2	2.02	0.42
30:CT:125:THR:HB	30:CT:126:LYS:H	1.64	0.42

Continued on next page...

Continued from previous page...

Atom-1	Atom-2	Interatomic distance (Å)	Clash overlap (Å)
32:CV:28:PHE:CE2	32:CV:32:LYS:HD3	2.55	0.42
33:CW:42:LEU:O	33:CW:86:THR:OG1	2.31	0.42
35:CY:121:ILE:HD12	35:CY:124:LEU:HD11	2.01	0.42
2:D1:20:SER:O	11:DA:1591:C:C6	2.72	0.42
3:D2:84:THR:OG1	3:D2:85:LYS:N	2.52	0.42
6:D5:47:PRO:O	6:D5:50:LYS:HB2	2.19	0.42
7:D6:22:LEU:HD23	7:D6:22:LEU:HA	1.84	0.42
10:D9:95:LEU:HD13	31:DU:52:GLN:HB2	2.02	0.42
11:DA:138:G:N2	11:DA:166:C:O2	2.53	0.42
11:DA:947:C:H4'	11:DA:1076:U:O2'	2.19	0.42
11:DA:1447:C:H5''	30:DT:48:GLU:OE2	2.20	0.42
11:DA:1752:U:O2'	11:DA:1753:A:P	2.77	0.42
12:DB:159:CYS:HB3	12:DB:170:ILE:CD1	2.50	0.42
12:DB:192:GLU:H	12:DB:192:GLU:CD	2.21	0.42
19:DI:122:ASP:HA	19:DI:123:PRO:HD3	1.76	0.42
27:DQ:15:VAL:HG21	27:DQ:33:TYR:HB2	2.02	0.42
28:DR:100:LEU:HB2	28:DR:114:PHE:HB2	2.01	0.42
32:DV:28:PHE:CE2	32:DV:32:LYS:HD3	2.54	0.42
3:A2:56:VAL:HG13	3:A2:57:ARG:N	2.34	0.42
5:A4:72:LEU:HD12	5:A4:85:ARG:HB3	2.00	0.42
10:A9:129:TYR:CB	10:A9:152:LEU:HB2	2.49	0.42
11:AA:315:U:O3'	27:AQ:133:THR:OG1	2.37	0.42
11:AA:440:C:H2'	11:AA:441:C:C6	2.55	0.42
11:AA:453:G:H4'	33:AW:26:ILE:HG13	2.01	0.42
11:AA:477:G:H2'	11:AA:478:G:O4'	2.20	0.42
11:AA:657:U:H2'	11:AA:658:C:C6	2.55	0.42
11:AA:985:C:H2'	11:AA:986:G:H8	1.83	0.42
11:AA:1060:A:C5	11:AA:1061:U:H1'	2.55	0.42
11:AA:1191:A:C6	11:AA:1237:G:H1'	2.54	0.42
11:AA:1423:U:OP1	24:AN:9:HIS:ND1	2.53	0.42
14:AD:99:LEU:HD23	14:AD:99:LEU:HA	1.85	0.42
15:AE:181:ALA:HA	15:AE:199:THR:HG21	2.02	0.42
19:AI:102:ASN:HB2	28:AR:67:ILE:HG23	2.01	0.42
24:AN:30:ILE:HB	24:AN:37:THR:O	2.20	0.42
28:AR:133:ILE:HB	28:AR:145:TRP:HB2	2.01	0.42
28:AR:283:LEU:HB2	28:AR:284:MET:HE2	2.02	0.42
30:AT:124:ALA:C	30:AT:127:LYS:HE2	2.40	0.42
33:AW:126:LEU:HD13	33:AW:143:THR:HG21	2.02	0.42
1:B0:84:GLN:NE2	22:BL:57:GLY:H	2.17	0.42
7:B6:42:GLN:HE22	7:B6:55:GLU:H	1.68	0.42
8:B7:13:TYR:CE1	8:B7:49:LEU:HD21	2.54	0.42

Continued on next page...

Continued from previous page...

Atom-1	Atom-2	Interatomic distance (Å)	Clash overlap (Å)
9:B8:46:GLU:O	9:B8:50:VAL:HG23	2.20	0.42
11:BA:191:A:H2'	11:BA:192:C:C6	2.55	0.42
11:BA:246:U:H5	27:BQ:33:TYR:CZ	2.38	0.42
11:BA:488:G:C8	11:BA:488:G:OP2	2.73	0.42
11:BA:537:A:O2'	34:BX:32:LYS:HE3	2.20	0.42
11:BA:587:U:O4	34:BX:37:LYS:HE2	2.19	0.42
11:BA:1113:G:N3	11:BA:1113:G:H2'	2.35	0.42
11:BA:1287:U:OP1	11:BA:1300:G:N2	2.53	0.42
11:BA:1345:A:O2'	19:BI:3:GLN:OE1	2.35	0.42
11:BA:1529:U:C2'	11:BA:1530:U:OP1	2.68	0.42
12:BB:29:MET:HE3	12:BB:144:CYS:HB3	2.01	0.42
12:BB:164:THR:CG2	12:BB:200:HIS:HB3	2.49	0.42
20:BJ:90:ASP:O	20:BJ:91:LEU:HD23	2.19	0.42
33:BW:36:HIS:ND1	33:BW:87:GLY:HA3	2.35	0.42
33:BW:176:HIS:CD2	33:BW:178:GLU:OE2	2.73	0.42
1:C0:74:ASP:N	1:C0:74:ASP:OD1	2.52	0.42
3:C2:84:THR:OG1	3:C2:85:LYS:N	2.53	0.42
11:CA:794:A:H1'	11:CA:797:A:H2	1.85	0.42
11:CA:1232:U:H2'	11:CA:1233:U:O4'	2.20	0.42
11:CA:1408:U:O2'	13:CC:184:ILE:HG12	2.19	0.42
11:CA:1437:G:H2'	11:CA:1438:U:C6	2.55	0.42
11:CA:1727:G:H2'	11:CA:1728:U:O4'	2.20	0.42
12:CB:65:HIS:HA	12:CB:66:PRO:HD3	1.79	0.42
19:CI:15:LYS:HG3	19:CI:78:SER:HB3	2.02	0.42
26:CP:119:ALA:O	26:CP:123:LEU:HG	2.19	0.42
26:CP:124:LEU:HD23	26:CP:124:LEU:HA	1.86	0.42
26:CP:127:LYS:HG2	26:CP:129:GLY:H	1.83	0.42
29:CS:90:VAL:HG23	29:CS:119:LYS:O	2.20	0.42
30:CT:10:VAL:HB	30:CT:69:TYR:CE2	2.55	0.42
33:CW:222:THR:CG2	33:CW:226:ASN:HB2	2.50	0.42
3:D2:5:ARG:NH2	11:DA:323:U:O2'	2.53	0.42
3:D2:10:LYS:HZ2	11:DA:328:G:HO2'	1.57	0.42
3:D2:185:ARG:NH2	11:DA:256:U:H1'	2.34	0.42
10:D9:95:LEU:HG	11:DA:1200:G:C1'	2.49	0.42
11:DA:593:A:H2'	11:DA:594:U:H6	1.84	0.42
11:DA:665:A:H4'	11:DA:666:A:OP1	2.19	0.42
11:DA:1060:A:H4'	11:DA:1116:A:H5'	2.02	0.42
11:DA:1223:U:H4'	11:DA:1224:C:OP1	2.20	0.42
11:DA:1358:A:C5	11:DA:1382:A:C6	3.07	0.42
11:DA:1651:G:C5	11:DA:1673:A:N6	2.88	0.42
17:DG:110:ALA:HB1	17:DG:175:ALA:HB3	2.01	0.42

Continued on next page...

Continued from previous page...

Atom-1	Atom-2	Interatomic distance (Å)	Clash overlap (Å)
19:DI:131:CYS:SG	20:DJ:77:TRP:HD1	2.42	0.42
23:DM:119:ILE:HG22	23:DM:121:SER:N	2.35	0.42
25:DO:127:LEU:HD22	25:DO:127:LEU:HA	1.84	0.42
3:A2:21:HIS:HE1	11:AA:101:A:O2'	2.03	0.41
4:A3:174:TYR:CD2	4:A3:180:ARG:HB2	2.54	0.41
6:A5:99:PRO:HG2	11:AA:1750:A:C8	2.55	0.41
7:A6:34:LYS:HZ3	7:A6:78:LYS:HE3	1.79	0.41
11:AA:70:U:OP2	35:AY:173:ARG:NH2	2.53	0.41
11:AA:82:A:H2'	11:AA:83:C:C6	2.55	0.41
11:AA:89:A:H1'	33:AW:3:ARG:O	2.20	0.41
11:AA:125:U:H6	11:AA:125:U:H5''	1.85	0.41
11:AA:153:U:OP2	26:AP:114:ARG:HG2	2.20	0.41
11:AA:342:U:H4'	11:AA:343:C:OP2	2.20	0.41
11:AA:1132:A:H2'	11:AA:1133:C:C6	2.55	0.41
11:AA:1361:A:H2'	11:AA:1362:U:H6	1.85	0.41
11:AA:1394:U:H2'	11:AA:1395:A:O4'	2.19	0.41
11:AA:1615:U:O2	16:AF:56:SER:HB3	2.20	0.41
12:AB:79:GLN:NE2	12:AB:95:SER:O	2.51	0.41
13:AC:118:VAL:HG21	13:AC:145:LEU:HD11	2.01	0.41
13:AC:162:CYS:O	13:AC:167:LYS:HB2	2.19	0.41
14:AD:116:LEU:HD23	14:AD:116:LEU:HA	1.91	0.41
15:AE:143:GLY:N	15:AE:156:PRO:HD3	2.35	0.41
18:AH:35:LEU:HD21	18:AH:61:VAL:HG21	2.01	0.41
20:AJ:30:SER:HB3	20:AJ:107:ASP:HB2	2.01	0.41
35:AY:180:GLN:O	35:AY:181:ARG:HB2	2.19	0.41
3:B2:22:ARG:NH2	11:BA:293:U:OP1	2.45	0.41
4:B3:127:LEU:HB2	4:B3:174:TYR:CE1	2.55	0.41
11:BA:239:A:P	11:BA:239:A:H3'	2.60	0.41
11:BA:585:A:H2'	11:BA:586:A:C8	2.55	0.41
11:BA:665:A:O3'	11:BA:666:A:C8	2.73	0.41
11:BA:719:G:H8	11:BA:719:G:O5'	2.03	0.41
11:BA:1060:A:C5	11:BA:1061:U:H1'	2.55	0.41
11:BA:1497:A:O3'	30:BT:86:ASN:ND2	2.53	0.41
11:BA:1708:A:N6	39:BA:6367:HOH:O	2.53	0.41
11:BA:1727:G:H2'	11:BA:1728:U:O4'	2.20	0.41
14:BD:6:ILE:HD13	33:BW:23:LEU:HD11	2.01	0.41
27:BQ:57:CYS:HA	27:BQ:58:PRO:HD3	1.84	0.41
28:BR:20:HIS:CE1	28:BR:50:THR:HG22	2.54	0.41
29:BS:33:LEU:HD11	29:BS:59:ALA:HA	2.02	0.41
33:BW:51:ARG:HD2	33:BW:51:ARG:HA	1.93	0.41
2:C1:18:THR:O	2:C1:24:ILE:HB	2.20	0.41

Continued on next page...

Continued from previous page...

Atom-1	Atom-2	Interatomic distance (Å)	Clash overlap (Å)
4:C3:174:TYR:CD2	4:C3:180:ARG:HB2	2.55	0.41
5:C4:69:GLU:OE2	5:C4:86:LYS:HE2	2.19	0.41
11:CA:477:G:C2	11:CA:478:G:H1'	2.55	0.41
11:CA:494:A:H2'	11:CA:495:C:O4'	2.19	0.41
11:CA:884:A:OP2	21:CK:66:ARG:N	2.52	0.41
11:CA:1176:A:H5'	11:CA:1176:A:H8	1.85	0.41
12:CB:103:THR:HA	12:CB:109:THR:HG21	2.02	0.41
25:CO:4:MET:O	25:CO:5:GLN:HG2	2.20	0.41
1:D0:79:GLY:HA3	1:D0:91:LEU:HD13	2.02	0.41
3:D2:203:LEU:HD12	3:D2:203:LEU:HA	1.86	0.41
4:D3:132:LEU:HD23	4:D3:132:LEU:HA	1.83	0.41
7:D6:5:LEU:HG	18:DH:24:GLN:HE21	1.85	0.41
10:D9:94:LYS:HG2	10:D9:95:LEU:HB2	2.02	0.41
11:DA:191:A:H2'	11:DA:192:C:C6	2.55	0.41
11:DA:753:C:H2'	11:DA:754:A:H8	1.85	0.41
11:DA:1466:C:H5'	11:DA:1467:U:OP2	2.20	0.41
11:DA:1494:U:HO2'	11:DA:1495:U:P	2.36	0.41
11:DA:1513:G:H2'	11:DA:1514:G:C1'	2.50	0.41
11:DA:1729:A:H2'	11:DA:1730:G:C8	2.55	0.41
11:DA:1746:G:H4'	11:DA:1747:A:OP1	2.20	0.41
15:DE:162:LYS:CB	15:DE:167:ARG:HH11	2.31	0.41
15:DE:181:ALA:HA	15:DE:199:THR:HG21	2.02	0.41
17:DG:44:VAL:CG2	19:DI:48:ALA:HB3	2.50	0.41
22:DL:129:ILE:H	22:DL:129:ILE:HG13	1.57	0.41
27:DQ:93:VAL:HG23	27:DQ:98:ARG:O	2.20	0.41
28:DR:122:TYR:HE2	28:DR:138:ALA:HB2	1.85	0.41
28:DR:243:LEU:HD23	28:DR:243:LEU:HA	1.81	0.41
10:A9:101:TYR:CE2	31:AU:62:LEU:HD21	2.54	0.41
11:AA:17:C:H2'	11:AA:18:C:C6	2.54	0.41
11:AA:150:A:H1'	11:AA:407:A:N7	2.35	0.41
11:AA:191:A:H2'	11:AA:192:C:C6	2.55	0.41
11:AA:225:C:H2'	11:AA:226:A:C8	2.55	0.41
11:AA:374:G:H5''	11:AA:374:G:H8	1.85	0.41
11:AA:380:G:H2'	11:AA:381:G:O4'	2.20	0.41
11:AA:749:G:O5'	11:AA:749:G:H8	2.03	0.41
11:AA:894:U:H5''	11:AA:895:U:OP2	2.20	0.41
11:AA:1316:A:H2'	11:AA:1317:A:C8	2.55	0.41
11:AA:1636:C:H2'	11:AA:1637:U:C6	2.54	0.41
12:AB:12:ARG:HB3	12:AB:169:MET:SD	2.60	0.41
16:AF:42:PHE:CE2	16:AF:90:ILE:HD12	2.54	0.41
17:AG:83:LEU:HD12	17:AG:83:LEU:HA	1.91	0.41

Continued on next page...

Continued from previous page...

Atom-1	Atom-2	Interatomic distance (Å)	Clash overlap (Å)
29:AS:76:GLU:O	29:AS:77:LYS:HB2	2.19	0.41
33:AW:31:PRO:HD2	33:AW:38:LEU:HD11	2.02	0.41
1:B0:25:LEU:H	1:B0:25:LEU:HG	1.52	0.41
11:BA:164:U:H6	11:BA:264:U:HO2'	1.65	0.41
11:BA:238:G:H1'	11:BA:239:A:OP2	2.20	0.41
11:BA:636:G:H2'	11:BA:637:U:H6	1.85	0.41
11:BA:841:A:O2'	11:BA:843:A:OP1	2.36	0.41
11:BA:1142:G:C2	11:BA:1143:A:C8	3.07	0.41
13:BC:109:ASN:ND2	13:BC:178:VAL:HG12	2.35	0.41
14:BD:14:THR:HA	14:BD:15:PRO:HD2	1.67	0.41
14:BD:163:PRO:O	14:BD:164:LEU:HB2	2.19	0.41
18:BH:57:ARG:H	18:BH:57:ARG:HG2	1.56	0.41
21:BK:30:VAL:HG23	21:BK:47:LEU:HD23	2.01	0.41
25:BO:127:LEU:HD22	25:BO:127:LEU:HA	1.86	0.41
30:BT:101:GLY:O	30:BT:105:ARG:HG2	2.20	0.41
30:BT:105:ARG:HG2	30:BT:105:ARG:H	1.57	0.41
32:BV:98:ILE:HD11	32:BV:117:LEU:HD22	2.03	0.41
34:BX:53:ASP:HA	34:BX:54:PRO:HD2	1.93	0.41
5:C4:34:PHE:CZ	5:C4:48:THR:HB	2.55	0.41
11:CA:112:U:H2'	11:CA:113:U:C6	2.55	0.41
11:CA:283:A:H2'	11:CA:284:U:C6	2.55	0.41
11:CA:679:U:H2'	11:CA:680:U:C6	2.53	0.41
11:CA:1235:G:C2	11:CA:1236:G:H1'	2.55	0.41
11:CA:1561:U:H2'	11:CA:1562:G:C8	2.55	0.41
11:CA:1721:G:H3'	11:CA:1721:G:H8	1.85	0.41
14:CD:86:LEU:HD12	14:CD:86:LEU:HA	1.63	0.41
14:CD:142:ASN:HB3	26:CP:62:TYR:HE2	1.84	0.41
15:CE:143:GLY:N	15:CE:156:PRO:HD3	2.35	0.41
20:CJ:94:ASN:ND2	20:CJ:97:ASP:OD2	2.53	0.41
21:CK:45:THR:HG22	21:CK:52:THR:HA	2.02	0.41
22:CL:54:GLU:OE1	22:CL:72:ARG:NH1	2.52	0.41
28:CR:100:LEU:HB3	28:CR:114:PHE:HD1	1.84	0.41
28:CR:297:GLU:OE2	28:CR:307:GLY:HA3	2.20	0.41
33:CW:23:LEU:HD12	33:CW:23:LEU:HA	1.85	0.41
35:CY:193:VAL:O	35:CY:196:ALA:HB3	2.20	0.41
5:D4:84:TRP:HB2	5:D4:112:ARG:CG	2.50	0.41
6:D5:34:LYS:NZ	11:DA:1746:G:N7	2.43	0.41
11:DA:39:A:H2'	11:DA:40:A:O4'	2.20	0.41
11:DA:206:U:H5''	27:DQ:16:PHE:CD2	2.55	0.41
11:DA:1147:U:O4'	11:DA:1168:A:N6	2.52	0.41
11:DA:1443:A:H4'	11:DA:1444:U:C5'	2.50	0.41

Continued on next page...

Continued from previous page...

Atom-1	Atom-2	Interatomic distance (Å)	Clash overlap (Å)
14:DD:12:TYR:HA	14:DD:47:MET:HG3	2.01	0.41
19:DI:42:ASN:HB3	19:DI:43:PRO:HD3	2.02	0.41
21:DK:74:ALA:HB1	21:DK:115:ALA:HB2	2.02	0.41
28:DR:77:HIS:HB3	28:DR:96:TRP:HB2	2.01	0.41
29:DS:76:GLU:O	29:DS:77:LYS:HB2	2.19	0.41
31:DU:121:GLU:HA	31:DU:124:LEU:HG	2.01	0.41
33:DW:193:ARG:NH1	33:DW:220:PHE:CE1	2.88	0.41
36:DZ:28:LEU:HA	36:DZ:29:PRO:HD2	1.88	0.41
1:A0:56:ARG:NH1	1:A0:85:ASP:OD2	2.53	0.41
1:A0:92:LEU:HG	1:A0:93:LYS:N	2.35	0.41
3:A2:194:LYS:HD3	3:A2:194:LYS:HA	1.76	0.41
5:A4:31:TRP:HE1	21:AK:17:GLY:C	2.23	0.41
10:A9:156:LYS:HD3	7:D6:60:ILE:CG1	2.50	0.41
11:AA:93:C:O2	11:AA:417:A:O2'	2.35	0.41
11:AA:103:C:H2'	11:AA:104:A:C8	2.55	0.41
11:AA:537:A:O2'	34:AX:32:LYS:HE3	2.21	0.41
11:AA:654:U:O2	11:AA:656:G:N2	2.52	0.41
11:AA:1554:U:N3	11:AA:1586:A:C4	2.88	0.41
11:AA:1650:G:C6	11:AA:1651:G:N1	2.89	0.41
11:AA:1713:G:OP2	16:AF:30:LYS:HD2	2.21	0.41
11:AA:1742:G:N7	21:AK:146:ARG:NH2	2.68	0.41
18:AH:36:LYS:O	18:AH:40:ILE:HG13	2.20	0.41
22:AL:82:ILE:HD11	22:AL:121:PHE:CE1	2.55	0.41
25:AO:18:LEU:HD23	25:AO:18:LEU:HA	1.69	0.41
27:AQ:66:ARG:H	27:AQ:66:ARG:HG2	1.64	0.41
33:AW:254:ARG:NH1	33:AW:260:TYR:CD2	2.88	0.41
3:B2:98:LEU:HD23	3:B2:98:LEU:HA	1.86	0.41
4:B3:63:ILE:HG12	4:B3:93:PHE:O	2.20	0.41
4:B3:166:LYS:O	4:B3:170:ILE:HG13	2.20	0.41
8:B7:61:TRP:CE2	24:BN:22:VAL:HG22	2.55	0.41
10:B9:112:GLN:C	11:CA:534:A:N6	2.73	0.41
11:BA:82:A:H2'	11:BA:83:C:C6	2.54	0.41
11:BA:894:U:N3	21:BK:55:ARG:NH2	2.60	0.41
11:BA:1223:U:H4'	11:BA:1224:C:OP1	2.20	0.41
11:BA:1242:G:N2	11:BA:1412:C:H1'	2.35	0.41
11:BA:1342:U:H2'	11:BA:1343:G:C8	2.56	0.41
11:BA:1408:U:O2'	13:BC:184:ILE:HG12	2.20	0.41
11:BA:1431:A:H2'	11:BA:1432:C:O4'	2.20	0.41
11:BA:1721:G:C8	11:BA:1721:G:C3'	3.03	0.41
13:BC:6:ARG:HD3	13:BC:6:ARG:HA	1.87	0.41
16:BF:78:ARG:HH12	16:BF:100:GLY:CA	2.31	0.41

Continued on next page...

Continued from previous page...

Atom-1	Atom-2	Interatomic distance (Å)	Clash overlap (Å)
21:BK:128:ARG:HH11	21:BK:128:ARG:HG3	1.82	0.41
21:BK:150:ARG:NH1	21:BK:150:ARG:HG2	2.35	0.41
2:C1:29:VAL:O	2:C1:40:GLN:HA	2.21	0.41
3:C2:38:LEU:HD21	3:C2:104:LEU:HD21	2.02	0.41
5:C4:45:PHE:CE2	5:C4:68:VAL:HG11	2.54	0.41
5:C4:80:ASN:HB3	6:C5:61:ASN:CB	2.50	0.41
6:C5:71:VAL:HG11	6:C5:73:LEU:HD13	2.01	0.41
8:C7:74:GLU:OE1	8:C7:77:LYS:NZ	2.29	0.41
10:C9:102:LYS:HD3	10:C9:112:GLN:HB2	2.02	0.41
11:CA:39:A:H2'	11:CA:40:A:O4'	2.20	0.41
11:CA:179:C:H2'	11:CA:180:C:H6	1.85	0.41
11:CA:764:U:H4'	11:CA:765:A:OP1	2.19	0.41
11:CA:1317:A:OP1	20:CJ:51:LYS:HG3	2.20	0.41
11:CA:1431:A:H2'	11:CA:1432:C:O4'	2.20	0.41
11:CA:1520:U:O2'	23:CM:89:ILE:HG21	2.20	0.41
11:CA:1558:A:H3'	11:CA:1559:A:H8	1.85	0.41
11:CA:1644:C:P	35:CY:94:ARG:HH22	2.44	0.41
13:CC:108:MET:HE1	13:CC:139:ILE:HG21	2.01	0.41
13:CC:213:VAL:HG13	32:CV:41:VAL:HG22	2.03	0.41
14:CD:131:GLN:O	14:CD:132:ARG:HB2	2.20	0.41
20:CJ:30:SER:HB3	20:CJ:107:ASP:HB2	2.02	0.41
22:CL:82:ILE:HD11	22:CL:121:PHE:CE1	2.55	0.41
27:CQ:93:VAL:HG23	27:CQ:98:ARG:O	2.21	0.41
28:CR:226:LYS:O	28:CR:242:ILE:HG13	2.20	0.41
30:CT:27:LYS:HG2	30:CT:58:TYR:CE2	2.55	0.41
31:CU:49:ASP:OD1	31:CU:75:LYS:HA	2.21	0.41
33:CW:114:LYS:HA	33:CW:114:LYS:HD2	1.75	0.41
9:D8:51:GLU:H	9:D8:51:GLU:HG3	1.61	0.41
11:DA:112:U:H2'	11:DA:113:U:C6	2.55	0.41
11:DA:179:C:H2'	11:DA:180:C:H6	1.85	0.41
11:DA:230:A:H3'	11:DA:231:U:H5''	2.01	0.41
11:DA:764:U:C5	11:DA:766:G:C2	3.08	0.41
11:DA:812:U:H3'	11:DA:813:U:H5''	2.02	0.41
11:DA:845:G:OP1	25:DO:3:ARG:HD2	2.20	0.41
11:DA:1208:A:N6	11:DA:1217:G:O6	2.52	0.41
11:DA:1235:G:C2	11:DA:1236:G:H1'	2.55	0.41
11:DA:1316:A:H2'	11:DA:1317:A:C8	2.55	0.41
11:DA:1651:G:C2'	11:DA:1652:A:OP2	2.68	0.41
11:DA:1742:G:N7	21:DK:146:ARG:NH2	2.68	0.41
12:DB:48:GLU:O	12:DB:52:LYS:HG2	2.20	0.41
17:DG:24:ILE:H	17:DG:24:ILE:HD13	1.85	0.41

Continued on next page...

Continued from previous page...

Atom-1	Atom-2	Interatomic distance (Å)	Clash overlap (Å)
22:DL:106:LEU:HD23	22:DL:106:LEU:HA	1.86	0.41
28:DR:226:LYS:O	28:DR:242:ILE:HG13	2.20	0.41
32:DV:19:HIS:HB2	32:DV:20:TYR:CD1	2.54	0.41
33:DW:88:LEU:HD22	33:DW:186:GLN:HB3	2.02	0.41
35:DY:182:LEU:O	35:DY:187:ARG:HD2	2.19	0.41
1:A0:79:GLY:HA3	1:A0:91:LEU:HD13	2.02	0.41
3:A2:98:LEU:HD23	3:A2:98:LEU:HA	1.87	0.41
4:A3:95:THR:HG22	4:A3:96:ALA:H	1.85	0.41
4:A3:178:THR:O	4:A3:179:THR:OG1	2.36	0.41
11:AA:143:C:OP1	26:AP:118:LYS:HB2	2.21	0.41
11:AA:1135:A:C6	11:AA:1136:G:C5	3.08	0.41
11:AA:1167:C:H5''	11:AA:1169:C:C6	2.56	0.41
15:AE:162:LYS:CB	15:AE:167:ARG:HH11	2.29	0.41
23:AM:134:ARG:HB2	23:AM:136:GLN:HE22	1.85	0.41
27:AQ:118:GLU:HG2	27:AQ:150:VAL:HG21	2.03	0.41
28:AR:94:SER:HB3	28:AR:124:VAL:CG2	2.44	0.41
28:AR:163:ASP:HB3	28:AR:164:TRP:H	1.61	0.41
28:AR:184:ALA:HB3	28:AR:206:ARG:NH1	2.36	0.41
33:AW:51:ARG:HD2	33:AW:51:ARG:HA	1.92	0.41
1:B0:79:GLY:HA3	1:B0:91:LEU:HD13	2.02	0.41
3:B2:21:HIS:ND1	3:B2:21:HIS:N	2.68	0.41
10:B9:84:LYS:NZ	11:BA:1416:G:OP2	2.53	0.41
11:BA:8:U:O2	11:BA:1111:A:H3'	2.20	0.41
11:BA:103:C:H2'	11:BA:104:A:C8	2.54	0.41
11:BA:177:U:H2'	11:BA:178:U:C6	2.54	0.41
11:BA:611:U:H2'	11:BA:612:U:C6	2.56	0.41
11:BA:1496:A:O3'	30:BT:96:HIS:ND1	2.53	0.41
11:BA:1544:G:N3	11:BA:1544:G:H2'	2.35	0.41
15:BE:57:GLU:HG3	15:BE:59:GLU:CG	2.50	0.41
35:BY:20:ASP:HB2	35:BY:23:LYS:HB2	2.02	0.41
2:C1:17:LYS:HE2	11:CA:1588:G:O2'	2.19	0.41
3:C2:86:ILE:HG22	3:C2:112:ILE:CD1	2.50	0.41
3:C2:195:GLU:HG2	27:CQ:9:TYR:CD2	2.55	0.41
6:C5:28:ARG:HG3	21:CK:147:ARG:HA	2.03	0.41
11:CA:931:A:P	25:CO:96:LYS:HZ2	2.44	0.41
11:CA:937:U:H5'	25:CO:17:ALA:O	2.20	0.41
11:CA:1059:A:C6	11:CA:1060:A:C6	3.09	0.41
11:CA:1529:U:C2'	11:CA:1530:U:OP1	2.68	0.41
11:CA:1752:U:H4'	11:CA:1753:A:N7	2.35	0.41
12:CB:192:GLU:H	12:CB:192:GLU:CD	2.21	0.41
5:D4:74:ASP:N	5:D4:74:ASP:OD1	2.54	0.41

Continued on next page...

Continued from previous page...

Atom-1	Atom-2	Interatomic distance (Å)	Clash overlap (Å)
6:D5:82:HIS:HA	11:DA:1719:A:N6	2.36	0.41
11:DA:34:U:O2'	11:DA:508:A:H5'	2.20	0.41
11:DA:177:U:H2'	11:DA:178:U:C6	2.55	0.41
11:DA:343:C:O2'	11:DA:344:A:OP2	2.30	0.41
11:DA:875:C:N4	11:DA:892:G:C4	2.88	0.41
11:DA:1295:C:H5'	12:DB:100:THR:HG23	2.03	0.41
23:DM:100:MET:HE1	23:DM:108:LYS:HG3	2.02	0.41
28:DR:297:GLU:OE2	28:DR:307:GLY:HA3	2.20	0.41
30:DT:99:CYS:SG	30:DT:100:HIS:N	2.92	0.41
35:DY:185:PRO:HG2	35:DY:186:GLU:HG2	2.01	0.41
3:A2:5:ARG:NH1	11:AA:327:G:O6	2.52	0.41
3:A2:204:GLN:O	3:A2:208:LYS:N	2.53	0.41
11:AA:243:G:C6	11:AA:244:A:C6	3.08	0.41
11:AA:303:A:C2	11:AA:305:C:C2	3.08	0.41
11:AA:564:A:HO2'	11:AA:566:C:H5	1.67	0.41
11:AA:812:U:H3'	11:AA:813:U:H5''	2.03	0.41
11:AA:911:A:N6	39:AA:2161:HOH:O	2.37	0.41
12:AB:127:PHE:CG	12:AB:128:GLN:N	2.89	0.41
14:AD:149:ARG:H	14:AD:149:ARG:HG2	1.44	0.41
18:AH:11:LEU:O	18:AH:15:VAL:HG23	2.20	0.41
21:AK:150:ARG:HH11	21:AK:150:ARG:CG	2.34	0.41
24:AN:40:ARG:H	24:AN:40:ARG:HG2	1.36	0.41
28:AR:77:HIS:CD2	28:AR:96:TRP:HB2	2.55	0.41
32:AV:28:PHE:CE2	32:AV:32:LYS:HD3	2.56	0.41
36:AZ:45:SER:O	36:AZ:74:ARG:CZ	2.62	0.41
1:B0:22:LYS:HZ1	10:B9:76:LYS:HG2	1.82	0.41
1:B0:56:ARG:NH1	1:B0:85:ASP:OD2	2.54	0.41
3:B2:51:ILE:HA	3:B2:64:ARG:O	2.21	0.41
3:B2:56:VAL:HG13	3:B2:57:ARG:N	2.35	0.41
11:BA:162:A:OP1	35:BY:137:ARG:HB2	2.20	0.41
11:BA:179:C:H2'	11:BA:180:C:H6	1.85	0.41
11:BA:318:U:C1'	27:BQ:6:GLN:HE21	2.33	0.41
11:BA:384:C:H41	11:BA:391:A:H1'	1.85	0.41
11:BA:391:A:C4'	11:BA:392:A:H5''	2.47	0.41
11:BA:471:C:H4'	14:BD:120:ASN:HD22	1.85	0.41
11:BA:606:U:H4'	11:BA:1072:G:O6	2.20	0.41
11:BA:857:G:O2'	25:BO:107:ASN:HB3	2.19	0.41
11:BA:968:C:H5''	39:BA:6347:HOH:O	2.19	0.41
11:BA:1149:C:H6	11:BA:1149:C:H5''	1.84	0.41
11:BA:1322:U:H2'	11:BA:1323:C:O4'	2.20	0.41
11:BA:1373:G:H5'	32:BV:4:VAL:HA	2.01	0.41

Continued on next page...

Continued from previous page...

Atom-1	Atom-2	Interatomic distance (Å)	Clash overlap (Å)
11:BA:1450:G:P	30:BT:60:ARG:HH12	2.42	0.41
11:BA:1612:C:H6	11:BA:1612:C:O5'	2.03	0.41
12:BB:201:LYS:HD2	32:BV:84:TYR:CE2	2.55	0.41
13:BC:118:VAL:HG21	13:BC:145:LEU:HD11	2.03	0.41
14:BD:118:LEU:HD12	14:BD:118:LEU:HA	1.81	0.41
15:BE:85:THR:O	15:BE:99:PHE:HA	2.20	0.41
17:BG:150:ILE:HA	17:BG:153:CYS:SG	2.61	0.41
18:BH:83:LEU:HA	18:BH:83:LEU:HD23	1.79	0.41
19:BI:102:ASN:HB2	28:BR:67:ILE:HG23	2.03	0.41
20:BJ:64:THR:HA	20:BJ:78:ASP:O	2.20	0.41
27:BQ:139:LEU:HD23	27:BQ:139:LEU:HA	1.74	0.41
28:BR:240:TRP:CE3	28:BR:245:LEU:HD22	2.43	0.41
32:BV:53:PHE:O	32:BV:57:LEU:HG	2.20	0.41
1:C0:79:GLY:HA3	1:C0:91:LEU:HD13	2.03	0.41
3:C2:64:ARG:NH2	11:CA:323:U:OP1	2.39	0.41
4:C3:5:LYS:HA	4:C3:5:LYS:HD3	1.69	0.41
9:C8:91:LYS:HG2	9:C8:91:LYS:O	2.21	0.41
10:C9:101:TYR:CE2	31:CU:62:LEU:HD21	2.56	0.41
11:CA:2:A:OP1	15:CE:180:VAL:HG11	2.20	0.41
11:CA:214:U:O2'	11:CA:215:A:H5'	2.19	0.41
11:CA:237:U:C4'	11:CA:238:G:OP1	2.69	0.41
11:CA:270:U:H4'	11:CA:270:U:OP1	2.19	0.41
11:CA:763:U:C5	11:CA:763:U:OP1	2.73	0.41
11:CA:1301:A:P	13:CC:163:THR:HG21	2.61	0.41
11:CA:1316:A:H2'	11:CA:1317:A:C8	2.55	0.41
11:CA:1443:A:H4'	11:CA:1444:U:C5'	2.50	0.41
13:CC:209:ILE:HG22	13:CC:211:ASP:H	1.85	0.41
14:CD:118:LEU:HD12	14:CD:118:LEU:HA	1.84	0.41
17:CG:18:ASN:HB3	17:CG:21:GLU:CD	2.41	0.41
18:CH:11:LEU:O	18:CH:15:VAL:HG23	2.20	0.41
18:CH:35:LEU:HD21	18:CH:61:VAL:HG21	2.01	0.41
28:CR:122:TYR:HE2	28:CR:138:ALA:HB2	1.85	0.41
2:D1:54:VAL:HB	17:DG:28:CYS:CA	2.50	0.41
11:DA:89:A:C6	11:DA:389:G:C6	3.09	0.41
11:DA:1151:G:H21	11:DA:1431:A:H62	1.68	0.41
11:DA:1289:C:H2'	11:DA:1290:G:O4'	2.21	0.41
11:DA:1551:U:H4'	19:DI:142:LYS:O	2.20	0.41
16:DF:42:PHE:HE2	16:DF:90:ILE:HG23	1.86	0.41
18:DH:36:LYS:O	18:DH:40:ILE:HG13	2.21	0.41
23:DM:89:ILE:HA	23:DM:89:ILE:HD13	1.79	0.41
26:DP:74:TYR:CE1	26:DP:84:GLU:OE2	2.73	0.41

Continued on next page...

Continued from previous page...

Atom-1	Atom-2	Interatomic distance (Å)	Clash overlap (Å)
33:DW:12:ILE:H	33:DW:12:ILE:HG12	1.70	0.41
33:DW:176:HIS:CD2	33:DW:178:GLU:OE2	2.73	0.41
5:A4:34:PHE:CZ	5:A4:48:THR:HB	2.56	0.41
5:A4:146:THR:HG21	5:A4:160:CYS:O	2.21	0.41
9:A8:63:VAL:HG13	17:AG:97:LEU:HD12	2.03	0.41
11:AA:616:A:H4'	11:AA:617:A:O5'	2.20	0.41
11:AA:883:A:H5'	21:AK:66:ARG:HB3	2.03	0.41
11:AA:912:A:O2'	11:AA:913:U:P	2.79	0.41
11:AA:1335:A:N3	30:AT:5:GLN:NE2	2.69	0.41
11:AA:1568:C:P	24:AN:18:LYS:NZ	2.94	0.41
11:AA:1586:A:H5'	11:AA:1587:U:OP2	2.20	0.41
26:AP:74:TYR:CD1	26:AP:80:LEU:HD13	2.55	0.41
33:AW:117:SER:HB3	33:AW:120:GLU:OE2	2.20	0.41
9:B8:76:ASN:OD1	11:BA:1506:G:H3'	2.20	0.41
11:BA:65:C:C5	35:BY:177:PRO:HB3	2.56	0.41
11:BA:200:U:H2'	11:BA:201:A:O4'	2.20	0.41
11:BA:322:G:H2'	11:BA:323:U:C6	2.55	0.41
11:BA:422:G:H5''	11:BA:422:G:H8	1.85	0.41
11:BA:615:A:H1'	11:BA:1079:G:O4'	2.19	0.41
11:BA:1353:G:OP1	20:BJ:87:ARG:NH2	2.54	0.41
11:BA:1558:A:H3'	11:BA:1559:A:H8	1.85	0.41
11:BA:1661:G:C4'	11:BA:1662:C:H5''	2.46	0.41
14:BD:109:LEU:HB2	14:BD:146:PHE:HB3	2.02	0.41
14:BD:109:LEU:HD23	14:BD:129:ILE:HD12	2.03	0.41
16:BF:42:PHE:HE2	16:BF:90:ILE:HG23	1.86	0.41
22:BL:54:GLU:OE1	22:BL:72:ARG:NH1	2.52	0.41
25:BO:151:LEU:O	25:BO:152:VAL:HB	2.21	0.41
28:BR:39:SER:HA	28:BR:40:PRO:HD3	1.78	0.41
30:BT:25:HIS:CE1	30:BT:142:ARG:HH22	2.39	0.41
33:BW:222:THR:HG21	33:BW:226:ASN:HB2	2.02	0.41
8:C7:40:LEU:HD21	11:CA:1189:A:N3	2.36	0.41
8:C7:67:TYR:HB3	13:CC:75:PHE:CZ	2.56	0.41
11:CA:1208:A:N6	11:CA:1217:G:O6	2.54	0.41
11:CA:1361:A:H2'	11:CA:1362:U:H6	1.85	0.41
11:CA:1394:U:H2'	11:CA:1395:A:O4'	2.19	0.41
11:CA:1721:G:H4'	11:CA:1722:U:H5''	2.03	0.41
21:CK:119:LEU:HD12	21:CK:119:LEU:HA	1.86	0.41
28:CR:95:SER:HB3	28:CR:97:ASP:OD1	2.20	0.41
28:CR:200:ASN:OD1	28:CR:206:ARG:HD2	2.21	0.41
29:CS:54:ILE:HG12	29:CS:55:SER:H	1.86	0.41
33:CW:160:ASP:OD1	33:CW:176:HIS:HB3	2.21	0.41

Continued on next page...

Continued from previous page...

Atom-1	Atom-2	Interatomic distance (Å)	Clash overlap (Å)
4:D3:166:LYS:O	4:D3:170:ILE:HG13	2.20	0.41
5:D4:34:PHE:CZ	5:D4:48:THR:HB	2.56	0.41
11:DA:136:U:P	35:DY:139:ASN:HD21	2.44	0.41
11:DA:611:U:H2'	11:DA:612:U:H6	1.85	0.41
11:DA:1108:U:OP1	11:DA:1621:G:O2'	2.30	0.41
11:DA:1174:A:C2'	11:DA:1175:A:H5'	2.50	0.41
11:DA:1357:G:OP1	28:DR:77:HIS:HE1	2.04	0.41
11:DA:1361:A:H2'	11:DA:1362:U:C6	2.55	0.41
11:DA:1650:G:C6	11:DA:1651:G:N1	2.88	0.41
11:DA:1752:U:H4'	11:DA:1753:A:N7	2.35	0.41
13:DC:228:ARG:HG3	28:DR:245:LEU:N	2.34	0.41
18:DH:126:LEU:HA	18:DH:126:LEU:HD23	1.85	0.41
26:DP:127:LYS:HG2	26:DP:129:GLY:H	1.84	0.41
28:DR:276:GLN:O	28:DR:294:ILE:HG23	2.20	0.41
30:DT:18:PHE:CZ	30:DT:140:LEU:HD22	2.54	0.41
32:DV:30:PHE:O	32:DV:34:ILE:HG13	2.20	0.41
35:DY:180:GLN:O	35:DY:181:ARG:HB2	2.20	0.41
5:A4:119:LYS:HG3	11:AA:909:C:H5'	2.01	0.41
8:A7:67:TYR:HB3	13:AC:75:PHE:CZ	2.56	0.41
11:AA:64:U:O2'	11:AA:65:C:O5'	2.34	0.41
11:AA:364:G:OP1	27:AQ:95:LYS:HA	2.20	0.41
11:AA:494:A:H3'	11:AA:495:C:C6	2.55	0.41
11:AA:550:G:H21	34:AX:64:ALA:CB	2.34	0.41
11:AA:575:U:H3'	11:AA:575:U:O2	2.20	0.41
11:AA:1301:A:OP2	13:AC:163:THR:HG21	2.20	0.41
11:AA:1437:G:H2'	11:AA:1438:U:C6	2.55	0.41
11:AA:1508:G:O2'	11:AA:1509:U:P	2.79	0.41
14:AD:155:SER:O	14:AD:155:SER:OG	2.37	0.41
17:AG:110:ALA:HB1	17:AG:175:ALA:HB3	2.02	0.41
22:AL:8:GLY:O	27:AQ:98:ARG:HD3	2.21	0.41
26:AP:105:PHE:CZ	26:AP:127:LYS:HE2	2.55	0.41
26:AP:119:ALA:O	26:AP:123:LEU:HG	2.20	0.41
30:AT:10:VAL:HB	30:AT:69:TYR:CE2	2.56	0.41
9:B8:69:VAL:HG13	9:B8:73:LEU:HD12	2.03	0.41
11:BA:416:C:H4'	11:BA:418:G:OP1	2.21	0.41
11:BA:1269:G:N2	11:BA:1272:A:OP2	2.52	0.41
15:BE:155:ILE:HG21	15:BE:155:ILE:HD13	1.85	0.41
33:BW:36:HIS:CE1	33:BW:87:GLY:HA3	2.55	0.41
33:BW:88:LEU:HD22	33:BW:186:GLN:HB3	2.02	0.41
3:C2:194:LYS:HA	3:C2:194:LYS:HD3	1.75	0.41
6:C5:99:PRO:HG2	11:CA:1750:A:H8	1.85	0.41

Continued on next page...

Continued from previous page...

Atom-1	Atom-2	Interatomic distance (Å)	Clash overlap (Å)
11:CA:225:C:H2'	11:CA:226:A:C8	2.56	0.41
11:CA:440:C:H2'	11:CA:441:C:C6	2.56	0.41
11:CA:611:U:H2'	11:CA:612:U:C6	2.56	0.41
11:CA:763:U:OP1	11:CA:763:U:C6	2.74	0.41
11:CA:1113:G:N3	11:CA:1113:G:H2'	2.36	0.41
11:CA:1263:G:P	11:CA:1263:G:H8	2.43	0.41
11:CA:1568:C:P	24:CN:18:LYS:NZ	2.93	0.41
14:CD:85:LEU:HA	14:CD:85:LEU:HD23	1.86	0.41
15:CE:224:ARG:HD2	36:CZ:40:PHE:HZ	1.86	0.41
22:CL:106:LEU:HD21	22:CL:122:LYS:HB3	2.03	0.41
22:CL:129:ILE:H	22:CL:129:ILE:HG13	1.57	0.41
25:CO:62:ILE:HA	25:CO:63:PRO:HD2	1.94	0.41
33:CW:126:LEU:HD13	33:CW:143:THR:HG21	2.02	0.41
33:CW:193:ARG:NH1	33:CW:220:PHE:CE1	2.88	0.41
33:CW:222:THR:HG21	33:CW:226:ASN:HB2	2.02	0.41
3:D2:124:HIS:HE1	3:D2:153:ARG:CZ	2.33	0.41
4:D3:19:VAL:O	4:D3:23:LEU:HG	2.21	0.41
5:D4:38:ILE:HA	5:D4:240:HIS:NE2	2.36	0.41
6:D5:49:SER:OG	21:DK:117:ARG:HB2	2.21	0.41
11:DA:46:A:H4'	11:DA:47:C:C5'	2.51	0.41
11:DA:103:C:H5''	11:DA:374:G:H2'	2.01	0.41
11:DA:380:G:H2'	11:DA:381:G:O4'	2.21	0.41
11:DA:879:G:H5''	11:DA:880:G:OP2	2.21	0.41
11:DA:1006:C:H4'	11:DA:1007:U:H5'	2.02	0.41
11:DA:1301:A:P	13:DC:163:THR:HG21	2.61	0.41
11:DA:1476:A:C2	11:DA:1522:U:O4'	2.74	0.41
11:DA:1488:A:HO2'	11:DA:1489:U:P	2.43	0.41
39:DA:7876:HOH:O	21:DK:149:ARG:HD2	2.20	0.41
13:DC:109:ASN:ND2	13:DC:178:VAL:HG12	2.35	0.41
14:DD:64:PRO:HA	14:DD:69:ARG:HH11	1.84	0.41
21:DK:45:THR:HG22	21:DK:52:THR:HA	2.03	0.41
22:DL:106:LEU:HD13	22:DL:113:VAL:HG22	2.01	0.41
22:DL:106:LEU:HD21	22:DL:122:LYS:HB3	2.03	0.41
26:DP:81:LEU:HD12	26:DP:81:LEU:HA	1.82	0.41
29:DS:33:LEU:HD11	29:DS:59:ALA:HA	2.03	0.41
35:DY:41:LEU:HD23	35:DY:41:LEU:HA	1.88	0.41
36:DZ:93:TYR:CG	36:DZ:94:PRO:HA	2.56	0.41
5:A4:57:ARG:NH1	11:AA:873:G:OP1	2.53	0.41
8:A7:95:SER:O	13:AC:65:GLU:OE2	2.39	0.41
10:A9:75:LYS:NZ	11:AA:1418:C:OP1	2.47	0.41
11:AA:15:U:O5'	11:AA:15:U:H6	2.03	0.41

Continued on next page...

Continued from previous page...

Atom-1	Atom-2	Interatomic distance (Å)	Clash overlap (Å)
11:AA:46:A:H4'	11:AA:47:C:C5'	2.51	0.41
11:AA:55:U:H5''	11:AA:394:G:H22	1.85	0.41
11:AA:84:U:O4	39:AA:2027:HOH:O	2.21	0.41
11:AA:179:C:H2'	11:AA:180:C:H6	1.86	0.41
11:AA:413:C:N4	35:AY:87:ARG:HD3	2.36	0.41
11:AA:535:A:O2'	11:AA:536:C:H3'	2.21	0.41
11:AA:763:U:OP1	11:AA:763:U:C6	2.74	0.41
11:AA:866:U:O2'	11:AA:967:U:H4'	2.20	0.41
11:AA:1231:C:H2'	11:AA:1232:U:C6	2.56	0.41
11:AA:1488:A:H1'	11:AA:1489:U:OP1	2.21	0.41
13:AC:15:VAL:HG11	24:AN:35:MET:HB3	2.02	0.41
14:AD:22:GLU:HG3	14:AD:23:ARG:N	2.35	0.41
23:AM:119:ILE:HG22	23:AM:121:SER:N	2.36	0.41
25:AO:83:ALA:HA	25:AO:84:PRO:HD2	1.79	0.41
26:AP:101:THR:HG23	26:AP:105:PHE:CE1	2.56	0.41
28:AR:297:GLU:OE2	28:AR:307:GLY:HA3	2.20	0.41
32:AV:53:PHE:O	32:AV:56:HIS:HB3	2.21	0.41
32:AV:113:ASN:HD22	32:AV:113:ASN:HA	1.69	0.41
33:AW:212:VAL:O	33:AW:219:ALA:HA	2.20	0.41
35:AY:61:PHE:CD2	35:AY:72:ARG:HD3	2.55	0.41
2:B1:54:VAL:HB	17:BG:28:CYS:CA	2.50	0.41
3:B2:56:VAL:HG21	3:B2:62:LYS:HD3	2.02	0.41
5:B4:88:LYS:O	5:B4:89:LEU:HD23	2.21	0.41
11:BA:342:U:H4'	11:BA:343:C:OP2	2.20	0.41
11:BA:928:C:O2'	25:BO:103:HIS:HD2	2.03	0.41
11:BA:1059:A:C6	11:BA:1060:A:C6	3.09	0.41
11:BA:1188:A:H8	11:BA:1188:A:O5'	2.03	0.41
11:BA:1373:G:OP1	32:BV:5:ARG:N	2.46	0.41
11:BA:1479:G:H5'	11:BA:1480:U:OP2	2.21	0.41
11:BA:1496:A:H2'	11:BA:1497:A:C8	2.56	0.41
12:BB:64:GLN:HE22	15:BE:246:GLU:CG	2.33	0.41
18:BH:85:ASP:O	18:BH:88:LYS:HB2	2.21	0.41
18:BH:108:TYR:CE2	18:BH:121:THR:HG21	2.56	0.41
20:BJ:94:ASN:ND2	20:BJ:97:ASP:OD2	2.53	0.41
26:BP:32:THR:OG1	26:BP:60:THR:OG1	2.20	0.41
31:BU:25:ILE:HG12	31:BU:26:SER:H	1.86	0.41
33:BW:132:ALA:HB3	33:BW:140:TYR:CE1	2.56	0.41
33:BW:222:THR:CG2	33:BW:226:ASN:HB2	2.50	0.41
36:BZ:71:GLY:O	36:BZ:75:SER:HB3	2.21	0.41
1:C0:56:ARG:HD3	1:C0:85:ASP:O	2.21	0.41
8:C7:54:PHE:HB3	8:C7:72:GLY:HA2	2.02	0.41

Continued on next page...

Continued from previous page...

Atom-1	Atom-2	Interatomic distance (Å)	Clash overlap (Å)
11:CA:380:G:H2'	11:CA:381:G:O4'	2.21	0.41
11:CA:654:U:O2'	11:CA:656:G:H1'	2.21	0.41
11:CA:890:U:H5''	11:CA:892:G:C1'	2.51	0.41
11:CA:995:U:H2'	11:CA:996:U:C6	2.56	0.41
11:CA:1479:G:H5'	11:CA:1480:U:OP2	2.21	0.41
16:CF:61:ILE:HD13	16:CF:71:ILE:HG12	2.03	0.41
16:CF:78:ARG:HH12	16:CF:100:GLY:CA	2.32	0.41
17:CG:37:THR:O	17:CG:41:GLN:HG2	2.21	0.41
24:CN:16:ASP:OD1	24:CN:26:ARG:NH1	2.53	0.41
27:CQ:68:LYS:HB2	27:CQ:126:GLN:HB2	2.03	0.41
32:CV:98:ILE:HG22	32:CV:99:ASP:O	2.20	0.41
33:CW:88:LEU:HD22	33:CW:186:GLN:HB3	2.03	0.41
36:CZ:51:ILE:HD13	36:CZ:87:LEU:HD11	2.03	0.41
5:D4:103:PHE:HZ	5:D4:106:LEU:HG	1.86	0.41
11:DA:239:A:P	11:DA:239:A:H3'	2.60	0.41
11:DA:413:C:H4'	11:DA:414:G:OP2	2.19	0.41
11:DA:1138:A:H2'	11:DA:1139:G:O4'	2.21	0.41
14:DD:40:ARG:HA	14:DD:43:TRP:HB2	2.02	0.41
14:DD:109:LEU:HB2	14:DD:146:PHE:HB3	2.02	0.41
15:DE:85:THR:O	15:DE:99:PHE:HA	2.21	0.41
15:DE:142:LYS:HD2	15:DE:152:ALA:O	2.21	0.41
18:DH:11:LEU:O	18:DH:15:VAL:HG23	2.21	0.41
1:A0:84:GLN:NE2	22:AL:57:GLY:H	2.19	0.41
1:A0:111:ASN:OD1	1:A0:111:ASN:N	2.47	0.41
4:A3:113:ARG:HA	4:A3:114:PRO:HD3	1.81	0.41
5:A4:103:PHE:HZ	5:A4:106:LEU:HG	1.86	0.41
6:A5:99:PRO:HG2	11:AA:1750:A:H8	1.86	0.41
10:A9:80:TYR:HE2	10:A9:83:LYS:HZ3	1.67	0.41
11:AA:185:C:H5''	11:AA:186:C:OP2	2.20	0.41
11:AA:351:A:H2'	11:AA:352:C:H4'	2.03	0.41
11:AA:535:A:HO2'	11:AA:536:C:P	2.42	0.41
11:AA:890:U:H5''	11:AA:892:G:C1'	2.51	0.41
11:AA:954:G:C6	11:AA:1001:A:C4	3.09	0.41
11:AA:1113:G:H2'	11:AA:1114:G:H5'	2.02	0.41
11:AA:1138:A:H2'	11:AA:1139:G:O4'	2.20	0.41
11:AA:1149:C:H6	11:AA:1149:C:H5''	1.85	0.41
11:AA:1175:A:C3'	11:AA:1176:A:H5''	2.51	0.41
11:AA:1561:U:H2'	11:AA:1562:G:C8	2.56	0.41
11:AA:1585:U:OP1	17:AG:143:ASN:ND2	2.54	0.41
11:AA:1712:C:H2'	11:AA:1713:G:O4'	2.21	0.41
12:AB:104:LEU:HB2	12:AB:132:GLU:HB3	2.03	0.41

Continued on next page...

Continued from previous page...

Atom-1	Atom-2	Interatomic distance (Å)	Clash overlap (Å)
13:AC:178:VAL:HG21	13:AC:185:MET:HE2	2.03	0.41
15:AE:28:GLN:HA	15:AE:29:PRO:HD3	1.86	0.41
15:AE:142:LYS:HD2	15:AE:152:ALA:O	2.20	0.41
15:AE:162:LYS:HB3	15:AE:167:ARG:NH1	2.32	0.41
17:AG:18:ASN:HB3	17:AG:21:GLU:CD	2.40	0.41
19:AI:42:ASN:HB3	19:AI:43:PRO:HD3	2.03	0.41
21:AK:34:MET:HB3	21:AK:41:PHE:HB2	2.02	0.41
27:AQ:139:LEU:HD23	27:AQ:139:LEU:HA	1.76	0.41
28:AR:62:ASN:HB3	28:AR:63:GLY:H	1.63	0.41
28:AR:93:SER:OG	28:AR:101:ARG:HB2	2.21	0.41
28:AR:95:SER:HB3	28:AR:97:ASP:OD1	2.21	0.41
29:AS:54:ILE:HG12	29:AS:55:SER:H	1.86	0.41
29:AS:119:LYS:H	29:AS:119:LYS:HG2	1.38	0.41
31:AU:25:ILE:HG12	31:AU:26:SER:H	1.86	0.41
35:AY:32:MET:HE2	35:AY:32:MET:HB2	1.85	0.41
2:B1:9:ALA:HB1	2:B1:29:VAL:CG1	2.51	0.41
3:B2:38:LEU:HD21	3:B2:104:LEU:HD21	2.03	0.41
3:B2:185:ARG:NH2	11:BA:256:U:H1'	2.36	0.41
8:B7:54:PHE:HB3	8:B7:72:GLY:HA2	2.03	0.41
10:B9:87:LYS:HZ3	11:BA:1187:C:P	2.27	0.41
10:B9:113:GLN:HB2	10:B9:124:PHE:HD2	1.86	0.41
11:BA:18:C:H5'	11:BA:1110:A:N6	2.36	0.41
11:BA:39:A:H2'	11:BA:40:A:O4'	2.20	0.41
11:BA:46:A:H4'	11:BA:47:C:C5'	2.51	0.41
11:BA:122:A:C8	35:BY:201:ARG:HD3	2.56	0.41
11:BA:230:A:C8	11:BA:230:A:H3'	2.56	0.41
11:BA:482:A:H2	11:BA:489:U:O2	2.04	0.41
11:BA:515:U:OP1	26:BP:35:LYS:HD2	2.21	0.41
11:BA:595:A:H2'	11:BA:596:U:O4'	2.21	0.41
11:BA:763:U:OP1	11:BA:763:U:C6	2.73	0.41
11:BA:890:U:H5''	11:BA:892:G:O4'	2.21	0.41
11:BA:894:U:O4	21:BK:55:ARG:NH2	2.54	0.41
11:BA:983:A:H2'	11:BA:984:C:C6	2.56	0.41
11:BA:1231:C:H2'	11:BA:1232:U:C6	2.56	0.41
11:BA:1266:G:C2	11:BA:1267:G:C8	3.09	0.41
11:BA:1288:C:P	32:BV:7:LYS:HE3	2.61	0.41
11:BA:1295:C:H2'	11:BA:1296:G:O4'	2.20	0.41
11:BA:1296:G:N3	11:BA:1296:G:H2'	2.36	0.41
11:BA:1358:A:C5	11:BA:1382:A:C6	3.09	0.41
11:BA:1591:C:H2'	11:BA:1592:C:C6	2.51	0.41
11:BA:1650:G:C6	11:BA:1651:G:N1	2.88	0.41

Continued on next page...

Continued from previous page...

Atom-1	Atom-2	Interatomic distance (Å)	Clash overlap (Å)
12:BB:71:VAL:HG21	12:BB:85:PHE:CD1	2.56	0.41
13:BC:164:GLY:O	13:BC:167:LYS:HB3	2.21	0.41
13:BC:178:VAL:HG21	13:BC:185:MET:HE2	2.03	0.41
15:BE:142:LYS:HD2	15:BE:152:ALA:O	2.21	0.41
15:BE:243:THR:HB	15:BE:244:PHE:HD1	1.86	0.41
18:BH:11:LEU:HD22	18:BH:11:LEU:HA	1.94	0.41
18:BH:14:LEU:HD23	18:BH:72:CYS:SG	2.61	0.41
20:BJ:87:ARG:HA	20:BJ:87:ARG:HD3	1.84	0.41
23:BM:87:ASN:OD1	23:BM:87:ASN:N	2.54	0.41
25:BO:62:ILE:HA	25:BO:63:PRO:HD2	1.94	0.41
26:BP:124:LEU:HD23	26:BP:124:LEU:HA	1.86	0.41
28:BR:43:ILE:HG22	28:BR:82:LEU:HD13	2.03	0.41
28:BR:100:LEU:HB2	28:BR:114:PHE:HB2	2.02	0.41
30:BT:76:ILE:O	30:BT:80:LYS:HG3	2.21	0.41
33:BW:125:LEU:HD23	33:BW:125:LEU:HA	1.85	0.41
34:BX:26:LYS:HA	34:BX:27:PRO:HD2	1.91	0.41
1:C0:92:LEU:HG	1:C0:93:LYS:N	2.35	0.41
3:C2:21:HIS:ND1	3:C2:21:HIS:N	2.69	0.41
4:C3:108:HIS:CE1	11:CA:801:C:H5'	2.56	0.41
4:C3:132:LEU:HD23	4:C3:132:LEU:HA	1.84	0.41
5:C4:74:ASP:N	5:C4:74:ASP:OD1	2.54	0.41
11:CA:27:A:H2'	11:CA:28:U:O4'	2.21	0.41
11:CA:82:A:H2'	11:CA:83:C:C6	2.55	0.41
11:CA:103:C:H2'	11:CA:104:A:C8	2.56	0.41
11:CA:191:A:H2'	11:CA:192:C:C6	2.56	0.41
11:CA:381:G:O2'	11:CA:1684:A:H5''	2.20	0.41
11:CA:422:G:H5''	11:CA:422:G:H8	1.85	0.41
11:CA:575:U:H3'	11:CA:575:U:O2	2.20	0.41
11:CA:658:C:O2'	11:CA:659:G:H5'	2.21	0.41
11:CA:676:C:H5'	39:CA:2145:HOH:O	2.21	0.41
11:CA:999:C:N4	39:CA:2174:HOH:O	2.52	0.41
11:CA:1132:A:H2'	11:CA:1133:C:C6	2.56	0.41
11:CA:1135:A:C6	11:CA:1136:G:C5	3.09	0.41
11:CA:1149:C:H6	11:CA:1149:C:H5''	1.85	0.41
11:CA:1175:A:C3'	11:CA:1176:A:H5''	2.51	0.41
11:CA:1231:C:H2'	11:CA:1232:U:C6	2.56	0.41
11:CA:1494:U:O2'	11:CA:1495:U:H5'	2.20	0.41
13:CC:32:LEU:HA	13:CC:32:LEU:HD23	1.79	0.41
15:CE:239:LEU:H	15:CE:239:LEU:HG	1.71	0.41
16:CF:42:PHE:HE2	16:CF:90:ILE:HG23	1.86	0.41
16:CF:55:LEU:HB3	16:CF:77:HIS:CE1	2.56	0.41

Continued on next page...

Continued from previous page...

Atom-1	Atom-2	Interatomic distance (Å)	Clash overlap (Å)
18:CH:108:TYR:CE2	18:CH:121:THR:HG21	2.56	0.41
21:CK:74:ALA:HB1	21:CK:115:ALA:HB2	2.02	0.41
23:CM:62:THR:HB	23:CM:65:GLN:HG3	2.01	0.41
25:CO:18:LEU:HD23	25:CO:18:LEU:HA	1.69	0.41
28:CR:276:GLN:O	28:CR:294:ILE:HG23	2.20	0.41
29:CS:33:LEU:HD11	29:CS:59:ALA:HA	2.02	0.41
32:CV:84:TYR:O	32:CV:86:PRO:HD3	2.20	0.41
36:CZ:28:LEU:HA	36:CZ:29:PRO:HD2	1.86	0.41
36:CZ:93:TYR:CG	36:CZ:94:PRO:HA	2.56	0.41
1:D0:92:LEU:HG	1:D0:93:LYS:N	2.35	0.41
2:D1:18:THR:O	2:D1:24:ILE:HB	2.21	0.41
3:D2:204:GLN:O	3:D2:208:LYS:N	2.54	0.41
4:D3:178:THR:O	4:D3:179:THR:OG1	2.37	0.41
5:D4:80:ASN:HB3	6:D5:61:ASN:CB	2.51	0.41
5:D4:123:LEU:HD13	5:D4:145:PHE:CZ	2.56	0.41
8:D7:54:PHE:HB3	8:D7:72:GLY:HA2	2.03	0.41
9:D8:69:VAL:HG13	9:D8:73:LEU:HD12	2.03	0.41
10:D9:104:GLU:CD	10:D9:108:LYS:HB2	2.41	0.41
11:DA:137:G:OP2	35:DY:139:ASN:ND2	2.54	0.41
11:DA:410:G:OP1	35:DY:72:ARG:NH1	2.53	0.41
11:DA:440:C:H2'	11:DA:441:C:C6	2.56	0.41
11:DA:444:A:HO2'	11:DA:445:U:P	2.41	0.41
11:DA:477:G:C2	11:DA:478:G:H1'	2.56	0.41
11:DA:500:U:OP2	34:DX:28:ARG:NH2	2.49	0.41
11:DA:538:A:H2'	34:DX:32:LYS:HD2	2.02	0.41
11:DA:763:U:OP1	11:DA:763:U:C6	2.74	0.41
11:DA:840:A:H5'	25:DO:18:LEU:HD12	2.02	0.41
11:DA:1132:A:H2'	11:DA:1133:C:C6	2.56	0.41
11:DA:1159:U:H2'	11:DA:1160:G:H8	1.85	0.41
11:DA:1176:A:H5'	11:DA:1176:A:H8	1.86	0.41
11:DA:1500:C:H5''	17:DG:86:LYS:HE3	2.01	0.41
12:DB:11:LYS:HD2	32:DV:93:ILE:HG23	2.02	0.41
12:DB:46:ILE:HG13	32:DV:105:MET:HE2	2.03	0.41
12:DB:116:ARG:HD3	15:DE:242:GLU:OE2	2.21	0.41
12:DB:121:THR:HG23	12:DB:143:LEU:HD12	2.02	0.41
13:DC:47:THR:HB	13:DC:48:LYS:HG3	2.03	0.41
14:DD:112:ARG:HA	14:DD:112:ARG:HD3	1.35	0.41
15:DE:243:THR:HB	15:DE:244:PHE:HD1	1.85	0.41
22:DL:54:GLU:OE1	22:DL:72:ARG:NH1	2.53	0.41
25:DO:4:MET:O	25:DO:5:GLN:HG2	2.20	0.41
25:DO:71:GLN:NE2	25:DO:79:LYS:NZ	2.69	0.41

Continued on next page...

Continued from previous page...

Atom-1	Atom-2	Interatomic distance (Å)	Clash overlap (Å)
25:DO:88:GLU:HG3	25:DO:89:ASP:N	2.36	0.41
27:DQ:118:GLU:HG2	27:DQ:150:VAL:HG21	2.03	0.41
31:DU:34:ARG:HH21	31:DU:106:ARG:HH22	1.67	0.41
33:DW:105:TYR:CD1	33:DW:191:ILE:HD11	2.56	0.41
3:A2:146:HIS:HE1	11:AA:181:G:C8	2.37	0.41
4:A3:70:TYR:OH	4:A3:129:ASP:OD1	2.35	0.41
11:AA:80:A:H5'	39:AA:2023:HOH:O	2.21	0.41
11:AA:92:G:H5'	11:AA:452:A:O2'	2.21	0.41
11:AA:1568:C:P	24:AN:18:LYS:HZ1	2.44	0.41
11:AA:1727:G:H2'	11:AA:1728:U:O4'	2.20	0.41
12:AB:159:CYS:HB3	12:AB:170:ILE:CD1	2.51	0.41
15:AE:219:LEU:O	15:AE:222:THR:OG1	2.28	0.41
20:AJ:27:ASN:OD1	20:AJ:28:LEU:N	2.54	0.41
21:AK:45:THR:HG22	21:AK:52:THR:HA	2.03	0.41
22:AL:8:GLY:H	27:AQ:98:ARG:HH11	1.68	0.41
25:AO:71:GLN:NE2	25:AO:79:LYS:NZ	2.68	0.41
26:AP:110:ARG:O	26:AP:114:ARG:HD2	2.21	0.41
28:AR:240:TRP:CE3	28:AR:245:LEU:HD22	2.43	0.41
33:AW:95:GLU:OE1	33:AW:95:GLU:HA	2.20	0.41
35:AY:20:ASP:HB2	35:AY:23:LYS:HB2	2.03	0.41
6:B5:46:ASP:H	21:BK:113:GLN:CD	2.24	0.41
11:BA:677:G:C6	11:BA:725:A:C2	3.09	0.41
11:BA:764:U:H4'	11:BA:765:A:OP1	2.20	0.41
11:BA:1463:U:OP1	11:BA:1463:U:H3'	2.21	0.41
11:BA:1486:U:HO2'	11:BA:1487:A:P	2.41	0.41
15:BE:101:GLY:O	15:BE:116:TRP:HA	2.20	0.41
31:BU:29:LEU:HD11	31:BU:55:TYR:HB2	2.03	0.41
36:BZ:40:PHE:HB3	36:BZ:42:ASN:N	2.35	0.41
2:C1:54:VAL:O	17:CG:138:PRO:HG3	2.21	0.41
4:C3:84:LEU:HD23	4:C3:84:LEU:HA	1.97	0.41
4:C3:194:THR:HG21	11:CA:1027:U:H4'	2.03	0.41
6:C5:49:SER:OG	21:CK:117:ARG:HB2	2.20	0.41
11:CA:200:U:H2'	11:CA:201:A:O4'	2.20	0.41
11:CA:1138:A:H2'	11:CA:1139:G:O4'	2.20	0.41
11:CA:1159:U:H2'	11:CA:1160:G:H8	1.85	0.41
12:CB:104:LEU:HD23	12:CB:104:LEU:HA	1.89	0.41
12:CB:196:ASP:OD1	32:CV:89:SER:O	2.39	0.41
15:CE:162:LYS:CB	15:CE:167:ARG:HH11	2.33	0.41
17:CG:164:ILE:HG13	17:CG:164:ILE:H	1.63	0.41
18:CH:14:LEU:HD23	18:CH:72:CYS:SG	2.61	0.41
21:CK:150:ARG:HH11	21:CK:150:ARG:CG	2.34	0.41

Continued on next page...

Continued from previous page...

Atom-1	Atom-2	Interatomic distance (Å)	Clash overlap (Å)
22:CL:8:GLY:H	27:CQ:98:ARG:HH11	1.68	0.41
28:CR:100:LEU:HB3	28:CR:114:PHE:CD1	2.56	0.41
2:D1:29:VAL:O	2:D1:40:GLN:HA	2.21	0.41
8:D7:72:GLY:O	8:D7:76:LEU:HG	2.21	0.41
11:DA:155:U:OP1	35:DY:83:CYS:O	2.38	0.41
11:DA:537:A:O2'	34:DX:32:LYS:HE3	2.21	0.41
11:DA:575:U:H3'	11:DA:575:U:O2	2.21	0.41
11:DA:598:A:H3'	11:DA:599:A:H5''	2.03	0.41
11:DA:912:A:H8	11:DA:912:A:H2'	1.70	0.41
11:DA:1158:U:O2'	11:DA:1181:C:H5'	2.20	0.41
11:DA:1231:C:H2'	11:DA:1232:U:C6	2.56	0.41
11:DA:1404:G:H1'	24:DN:40:ARG:HG3	2.03	0.41
11:DA:1431:A:H2'	11:DA:1432:C:O4'	2.21	0.41
11:DA:1476:A:N1	11:DA:1521:C:O2'	2.48	0.41
11:DA:1561:U:H2'	11:DA:1562:G:C8	2.56	0.41
11:DA:1692:C:N4	39:DA:7960:HOH:O	2.54	0.41
12:DB:71:VAL:HG21	12:DB:85:PHE:CD1	2.57	0.41
22:DL:82:ILE:HD11	22:DL:121:PHE:CE1	2.56	0.41
23:DM:127:HIS:NE2	23:DM:133:VAL:HG21	2.36	0.41
33:DW:132:ALA:HB3	33:DW:140:TYR:CE1	2.56	0.41
33:DW:222:THR:HG21	33:DW:226:ASN:HB2	2.02	0.41
3:A2:124:HIS:HE1	3:A2:153:ARG:CZ	2.33	0.40
3:A2:145:ARG:NH1	11:AA:183:G:C6	2.80	0.40
4:A3:80:LEU:HD12	4:A3:80:LEU:HA	1.86	0.40
6:A5:34:LYS:NZ	11:AA:1746:G:N7	2.44	0.40
6:A5:66:ILE:HG12	21:AK:129:ILE:HD12	2.03	0.40
9:A8:73:LEU:HB2	9:A8:75:VAL:CG2	2.50	0.40
11:AA:148:C:H5'	35:AY:108:VAL:HG21	2.03	0.40
11:AA:158:G:N3	35:AY:13:GLN:NE2	2.70	0.40
11:AA:678:U:C2'	11:AA:679:U:H5'	2.51	0.40
11:AA:731:C:H4'	18:AH:80:ASP:OD2	2.21	0.40
11:AA:841:A:O2'	11:AA:843:A:OP1	2.38	0.40
11:AA:861:U:H3	11:AA:923:U:H3	1.70	0.40
11:AA:983:A:H2'	11:AA:984:C:C6	2.56	0.40
11:AA:1113:G:C2	11:AA:1114:G:C8	3.09	0.40
11:AA:1208:A:N6	11:AA:1217:G:O6	2.53	0.40
11:AA:1235:G:C2	11:AA:1236:G:H1'	2.56	0.40
11:AA:1383:G:O2'	11:AA:1384:U:P	2.79	0.40
11:AA:1570:U:H2'	11:AA:1571:C:H5'	2.02	0.40
14:AD:112:ARG:HD3	14:AD:112:ARG:HA	1.33	0.40
18:AH:108:TYR:CE2	18:AH:121:THR:HG21	2.56	0.40

Continued on next page...

Continued from previous page...

Atom-1	Atom-2	Interatomic distance (Å)	Clash overlap (Å)
19:AI:33:VAL:HG22	19:AI:69:ILE:HB	2.03	0.40
27:AQ:32:ARG:HH12	27:AQ:51:THR:C	2.24	0.40
28:AR:100:LEU:HB3	28:AR:114:PHE:CD1	2.55	0.40
33:AW:141:ILE:HG22	33:AW:149:ILE:HB	2.03	0.40
7:B6:22:LEU:HD23	7:B6:22:LEU:HA	1.86	0.40
11:BA:4:C:OP2	15:BE:201:SER:OG	2.39	0.40
11:BA:163:A:OP1	35:BY:137:ARG:HG3	2.20	0.40
11:BA:313:G:H2'	11:BA:313:G:OP2	2.21	0.40
11:BA:550:G:C5'	34:BX:61:ASN:HB3	2.51	0.40
11:BA:793:G:H8	11:BA:793:G:OP2	2.04	0.40
11:BA:1488:A:H1'	11:BA:1489:U:OP1	2.21	0.40
11:BA:1651:G:C2'	11:BA:1652:A:OP2	2.69	0.40
22:BL:129:ILE:H	22:BL:129:ILE:HG13	1.58	0.40
26:BP:101:THR:HG23	26:BP:105:PHE:CE1	2.57	0.40
27:BQ:63:LEU:HA	27:BQ:63:LEU:HD12	1.88	0.40
27:BQ:118:GLU:HG2	27:BQ:150:VAL:HG21	2.03	0.40
30:BT:89:ARG:HB2	30:BT:92:LEU:HB2	2.04	0.40
33:BW:47:LEU:HD21	33:BW:92:VAL:HG11	2.02	0.40
33:BW:105:TYR:CD1	33:BW:191:ILE:HD11	2.56	0.40
36:BZ:22:GLU:H	36:BZ:22:GLU:HG2	1.69	0.40
3:C2:51:ILE:HA	3:C2:64:ARG:O	2.21	0.40
5:C4:103:PHE:HZ	5:C4:106:LEU:HG	1.87	0.40
11:CA:249:A:H4'	33:CW:134:GLY:O	2.21	0.40
11:CA:535:A:H62	34:CX:29:LYS:HD3	1.86	0.40
11:CA:738:A:HO2'	11:CA:739:A:P	2.43	0.40
11:CA:947:C:H4'	11:CA:1076:U:O2'	2.20	0.40
11:CA:954:G:N1	11:CA:1001:A:O2'	2.46	0.40
11:CA:1079:G:HO2'	11:CA:1080:G:P	2.45	0.40
11:CA:1188:A:H8	11:CA:1188:A:O5'	2.03	0.40
11:CA:1712:C:H2'	11:CA:1713:G:O4'	2.21	0.40
13:CC:162:CYS:O	13:CC:167:LYS:HB2	2.22	0.40
23:CM:134:ARG:HB2	23:CM:136:GLN:HE22	1.86	0.40
27:CQ:111:SER:HA	27:CQ:112:PRO:HD3	1.89	0.40
28:CR:192:TRP:HA	28:CR:215:ASN:HB2	2.03	0.40
36:CZ:40:PHE:HB3	36:CZ:42:ASN:N	2.35	0.40
3:D2:22:ARG:NH2	11:DA:293:U:OP1	2.47	0.40
4:D3:109:LYS:HZ3	11:DA:726:U:P	2.44	0.40
6:D5:82:HIS:ND1	11:DA:1719:A:N1	2.68	0.40
9:D8:60:VAL:O	9:D8:72:LYS:HE3	2.20	0.40
11:DA:912:A:O2'	11:DA:913:U:P	2.79	0.40
11:DA:1058:A:C2	11:DA:1114:G:N3	2.89	0.40

Continued on next page...

Continued from previous page...

Atom-1	Atom-2	Interatomic distance (Å)	Clash overlap (Å)
11:DA:1416:G:O2'	11:DA:1417:A:OP1	2.33	0.40
11:DA:1661:G:C4'	11:DA:1662:C:H5''	2.46	0.40
11:DA:1712:C:H2'	11:DA:1713:G:O4'	2.21	0.40
13:DC:32:LEU:HD23	13:DC:32:LEU:HA	1.77	0.40
14:DD:101:ILE:H	14:DD:101:ILE:HG13	1.77	0.40
14:DD:118:LEU:HD12	14:DD:118:LEU:HA	1.86	0.40
20:DJ:64:THR:HA	20:DJ:78:ASP:O	2.21	0.40
26:DP:18:ARG:NE	26:DP:20:GLN:HE21	2.13	0.40
28:DR:93:SER:OG	28:DR:101:ARG:HB2	2.22	0.40
2:A1:54:VAL:HB	17:AG:28:CYS:CA	2.51	0.40
3:A2:146:HIS:HE1	11:AA:181:G:N9	2.19	0.40
3:A2:177:THR:HG21	11:AA:205:A:OP1	2.21	0.40
4:A3:192:PHE:CD1	7:A6:21:ARG:NH1	2.90	0.40
10:A9:75:LYS:HD3	11:AA:1418:C:C5	2.55	0.40
10:A9:152:LEU:HD21	7:D6:58:SER:HB3	2.03	0.40
11:AA:5:U:P	15:AE:205:THR:HG22	2.62	0.40
11:AA:10:G:OP1	11:AA:1605:A:H2'	2.20	0.40
11:AA:416:C:H4'	11:AA:418:G:OP1	2.21	0.40
11:AA:476:U:H2'	11:AA:477:G:H8	1.85	0.40
11:AA:919:A:O2'	11:AA:955:A:H5'	2.21	0.40
11:AA:1287:U:O2	32:AV:4:VAL:HG11	2.21	0.40
11:AA:1370:U:H4'	11:AA:1371:A:C5'	2.52	0.40
11:AA:1473:G:P	30:AT:102:LYS:NZ	2.94	0.40
16:AF:42:PHE:CE2	16:AF:90:ILE:HG23	2.56	0.40
22:AL:106:LEU:HD21	22:AL:122:LYS:HB3	2.03	0.40
22:AL:134:LEU:HD23	22:AL:134:LEU:HA	1.90	0.40
28:AR:122:TYR:HE2	28:AR:138:ALA:HB2	1.86	0.40
32:AV:32:LYS:HB2	32:AV:47:ARG:HE	1.86	0.40
33:AW:105:TYR:CD1	33:AW:191:ILE:HD11	2.56	0.40
35:AY:185:PRO:HG2	35:AY:186:GLU:HG2	2.03	0.40
3:B2:185:ARG:NH2	11:BA:202:U:O2	2.54	0.40
4:B3:19:VAL:O	4:B3:23:LEU:HG	2.21	0.40
11:BA:213:U:C4'	11:BA:214:U:OP2	2.70	0.40
11:BA:351:A:H2'	11:BA:352:C:H4'	2.03	0.40
11:BA:573:A:C6	13:BC:182:GLN:HG3	2.57	0.40
11:BA:749:G:H2'	14:BD:149:ARG:HH12	1.87	0.40
11:BA:875:C:N4	11:BA:892:G:C4	2.90	0.40
11:BA:1208:A:N6	11:BA:1217:G:O6	2.54	0.40
13:BC:228:ARG:HD3	28:BR:207:TYR:CZ	2.56	0.40
17:BG:193:GLU:O	17:BG:197:LYS:HG3	2.21	0.40
18:BH:80:ASP:OD1	18:BH:124:LYS:HE3	2.22	0.40

Continued on next page...

Continued from previous page...

Atom-1	Atom-2	Interatomic distance (Å)	Clash overlap (Å)
20:BJ:27:ASN:OD1	20:BJ:28:LEU:N	2.54	0.40
32:BV:30:PHE:O	32:BV:34:ILE:HG13	2.21	0.40
8:C7:72:GLY:O	8:C7:76:LEU:HG	2.20	0.40
11:CA:94:U:H2'	11:CA:95:C:C6	2.56	0.40
11:CA:125:U:OP1	11:CA:125:U:C4'	2.67	0.40
11:CA:1447:C:H5''	30:CT:48:GLU:OE2	2.21	0.40
12:CB:20:GLN:NE2	12:CB:41:ILE:HD13	2.37	0.40
15:CE:211:PHE:HD1	15:CE:211:PHE:HA	1.78	0.40
23:CM:63:GLU:O	23:CM:67:ASN:ND2	2.54	0.40
28:CR:43:ILE:HG22	28:CR:82:LEU:HD13	2.02	0.40
33:CW:141:ILE:HG22	33:CW:149:ILE:HB	2.02	0.40
35:CY:61:PHE:CD2	35:CY:72:ARG:HD3	2.56	0.40
35:CY:141:ILE:O	35:CY:145:PHE:HB2	2.20	0.40
3:D2:51:ILE:HA	3:D2:64:ARG:O	2.22	0.40
4:D3:73:LEU:HD21	4:D3:94:PHE:HB3	2.02	0.40
8:D7:9:LYS:HG3	8:D7:45:LEU:CD2	2.51	0.40
11:DA:360:U:H5''	11:DA:361:A:OP2	2.20	0.40
11:DA:508:A:H5'	39:DA:7814:HOH:O	2.21	0.40
11:DA:611:U:H2'	11:DA:612:U:C6	2.55	0.40
11:DA:638:U:H2'	11:DA:639:C:H6	1.86	0.40
11:DA:1213:G:H4'	29:DS:82:LYS:O	2.21	0.40
11:DA:1495:U:C4'	11:DA:1496:A:OP1	2.65	0.40
11:DA:1569:A:C4	24:DN:13:TYR:CE2	3.09	0.40
11:DA:1601:G:H5''	11:DA:1747:A:OP2	2.20	0.40
13:DC:118:VAL:HG21	13:DC:145:LEU:HD11	2.02	0.40
14:DD:38:ASN:ND2	14:DD:40:ARG:NH1	2.60	0.40
26:DP:77:GLN:O	26:DP:81:LEU:HB2	2.21	0.40
26:DP:124:LEU:HD23	26:DP:124:LEU:HA	1.87	0.40
27:DQ:65:ILE:HD12	27:DQ:139:LEU:HD21	2.03	0.40
31:DU:49:ASP:OD1	31:DU:75:LYS:HA	2.21	0.40
33:DW:95:GLU:HA	33:DW:95:GLU:OE1	2.22	0.40
36:DZ:40:PHE:HB3	36:DZ:42:ASN:N	2.36	0.40
2:A1:9:ALA:HB1	2:A1:29:VAL:CG1	2.51	0.40
2:A1:54:VAL:O	17:AG:138:PRO:HG3	2.20	0.40
3:A2:203:LEU:HD12	3:A2:203:LEU:HA	1.86	0.40
11:AA:151:A:H5'	11:AA:152:U:OP2	2.21	0.40
11:AA:198:C:H4'	11:AA:199:G:OP1	2.21	0.40
11:AA:912:A:H8	11:AA:912:A:H2'	1.72	0.40
11:AA:995:U:H2'	11:AA:996:U:C6	2.56	0.40
11:AA:1463:U:OP1	11:AA:1463:U:H3'	2.22	0.40
12:AB:103:THR:HA	12:AB:109:THR:HG21	2.03	0.40

Continued on next page...

Continued from previous page...

Atom-1	Atom-2	Interatomic distance (Å)	Clash overlap (Å)
14:AD:86:LEU:HD12	14:AD:86:LEU:HA	1.62	0.40
25:AO:101:ARG:NH1	25:AO:145:ALA:CB	2.85	0.40
25:AO:151:LEU:O	25:AO:152:VAL:HB	2.20	0.40
30:AT:18:PHE:CZ	30:AT:140:LEU:HD22	2.55	0.40
35:AY:141:ILE:O	35:AY:145:PHE:HB2	2.21	0.40
5:B4:103:PHE:HZ	5:B4:106:LEU:HG	1.86	0.40
5:B4:106:LEU:HD23	5:B4:106:LEU:HA	1.84	0.40
11:BA:535:A:P	11:BA:535:A:H2'	2.61	0.40
11:BA:1132:A:H2'	11:BA:1133:C:C6	2.57	0.40
11:BA:1442:A:O2'	17:BG:76:ARG:NH1	2.54	0.40
12:BB:104:LEU:HA	12:BB:104:LEU:HD23	1.89	0.40
13:BC:162:CYS:O	13:BC:167:LYS:HB2	2.20	0.40
16:BF:42:PHE:CE2	16:BF:90:ILE:HD12	2.57	0.40
20:BJ:16:LYS:HD3	20:BJ:16:LYS:HA	1.84	0.40
21:BK:74:ALA:HB1	21:BK:115:ALA:HB2	2.02	0.40
22:BL:53:THR:N	22:BL:72:ARG:O	2.51	0.40
22:BL:71:VAL:HG11	22:BL:95:LEU:HD13	2.03	0.40
22:BL:75:LEU:HD11	22:BL:82:ILE:HD12	2.04	0.40
26:BP:15:LEU:HD21	33:BW:94:ILE:CG2	2.51	0.40
28:BR:192:TRP:HA	28:BR:215:ASN:HB2	2.03	0.40
33:BW:160:ASP:OD1	33:BW:176:HIS:HB3	2.21	0.40
33:BW:239:GLU:CD	33:BW:239:GLU:N	2.71	0.40
35:BY:176:CYS:HA	35:BY:177:PRO:HD3	1.87	0.40
5:C4:31:TRP:CZ2	21:CK:17:GLY:HA2	2.56	0.40
5:C4:42:SER:HB2	5:C4:240:HIS:ND1	2.36	0.40
8:C7:5:LEU:H	8:C7:5:LEU:HG	1.76	0.40
8:C7:9:LYS:HG3	8:C7:45:LEU:CD2	2.51	0.40
9:C8:46:GLU:O	9:C8:50:VAL:HG23	2.20	0.40
11:CA:5:U:O2'	11:CA:546:G:O3'	2.39	0.40
11:CA:137:G:OP2	35:CY:139:ASN:ND2	2.55	0.40
11:CA:351:A:H2'	11:CA:352:C:H4'	2.04	0.40
11:CA:446:U:O4'	33:CW:66:ASN:ND2	2.48	0.40
11:CA:453:G:H4'	33:CW:26:ILE:HG13	2.04	0.40
11:CA:866:U:O2	11:CA:966:A:O2'	2.35	0.40
12:CB:71:VAL:HG21	12:CB:85:PHE:CD1	2.57	0.40
13:CC:118:VAL:HG21	13:CC:145:LEU:HD11	2.03	0.40
15:CE:99:PHE:O	15:CE:118:VAL:HA	2.22	0.40
21:CK:128:ARG:HH11	21:CK:128:ARG:HG3	1.80	0.40
23:CM:119:ILE:HG22	23:CM:121:SER:N	2.37	0.40
25:CO:88:GLU:HG3	25:CO:89:ASP:N	2.37	0.40
26:CP:143:LEU:HD12	26:CP:143:LEU:HA	1.83	0.40

Continued on next page...

Continued from previous page...

Atom-1	Atom-2	Interatomic distance (Å)	Clash overlap (Å)
28:CR:20:HIS:CE1	28:CR:50:THR:HG22	2.55	0.40
28:CR:32:SER:OG	28:CR:37:GLU:O	2.39	0.40
28:CR:77:HIS:CD2	28:CR:96:TRP:HB2	2.55	0.40
33:CW:117:SER:HB3	33:CW:120:GLU:OE2	2.20	0.40
3:D2:72:ASN:ND2	11:DA:255:C:O4'	2.54	0.40
4:D3:151:TYR:HB2	4:D3:181:GLU:O	2.21	0.40
9:D8:91:LYS:O	9:D8:108:ILE:HG13	2.21	0.40
11:DA:27:A:H2'	11:DA:28:U:O4'	2.21	0.40
11:DA:65:C:N3	35:DY:133:LEU:HA	2.36	0.40
11:DA:225:C:H2'	11:DA:226:A:C8	2.56	0.40
11:DA:413:C:H5'	35:DY:87:ARG:HH12	1.85	0.40
11:DA:506:U:H5'	14:DD:133:HIS:NE2	2.35	0.40
11:DA:550:G:C5'	34:DX:61:ASN:HB3	2.52	0.40
11:DA:847:A:H5'	25:DO:92:PHE:CG	2.56	0.40
11:DA:932:G:H2'	11:DA:933:A:C8	2.55	0.40
11:DA:1059:A:C6	11:DA:1060:A:C6	3.09	0.40
11:DA:1175:A:C3'	11:DA:1176:A:H5''	2.51	0.40
11:DA:1296:G:N3	11:DA:1296:G:H2'	2.36	0.40
11:DA:1529:U:C2'	11:DA:1530:U:OP1	2.69	0.40
11:DA:1727:G:H2'	11:DA:1728:U:O4'	2.21	0.40
15:DE:143:GLY:N	15:DE:156:PRO:HD3	2.35	0.40
17:DG:123:ILE:HD12	17:DG:132:GLN:HG2	2.03	0.40
18:DH:83:LEU:HD23	18:DH:83:LEU:HA	1.81	0.40
22:DL:98:ASN:HD22	22:DL:98:ASN:HA	1.71	0.40
23:DM:30:ILE:HG22	23:DM:40:ARG:HG2	2.04	0.40
23:DM:116:LEU:HB3	23:DM:124:GLY:HA3	2.03	0.40
27:DQ:70:ILE:HD11	27:DQ:136:PHE:CZ	2.56	0.40
28:DR:42:LEU:HD23	28:DR:42:LEU:HA	1.89	0.40
28:DR:212:HIS:CE1	28:DR:230:THR:HG22	2.57	0.40
31:DU:62:LEU:HD23	31:DU:62:LEU:HA	1.95	0.40
3:A2:146:HIS:HB2	11:AA:182:U:O2'	2.21	0.40
4:A3:142:ARG:NH1	4:A3:152:ARG:NH1	2.70	0.40
5:A4:73:ALA:HB2	21:AK:128:ARG:HH12	1.86	0.40
5:A4:110:ARG:NH2	21:AK:135:ILE:HB	2.37	0.40
5:A4:127:ARG:CZ	11:AA:862:A:H1'	2.52	0.40
5:A4:210:ILE:O	11:AA:1036:U:O2'	2.26	0.40
9:A8:51:GLU:H	9:A8:51:GLU:HG3	1.59	0.40
11:AA:873:G:O2'	21:AK:51:GLU:HA	2.22	0.40
11:AA:894:U:O4	21:AK:55:ARG:NH2	2.54	0.40
11:AA:1154:U:H5''	29:AS:129:LYS:HD3	2.04	0.40
11:AA:1159:U:H2'	11:AA:1160:G:H8	1.86	0.40

Continued on next page...

Continued from previous page...

Atom-1	Atom-2	Interatomic distance (Å)	Clash overlap (Å)
11:AA:1295:C:H5'	12:AB:100:THR:CG2	2.51	0.40
11:AA:1479:G:H8	11:AA:1479:G:H5''	1.86	0.40
11:AA:1520:U:H1'	23:AM:89:ILE:HG13	2.03	0.40
14:AD:40:ARG:HA	14:AD:43:TRP:HB2	2.02	0.40
25:AO:62:ILE:HA	25:AO:63:PRO:HD2	1.93	0.40
27:AQ:68:LYS:HB2	27:AQ:126:GLN:HB2	2.02	0.40
31:AU:29:LEU:HD11	31:AU:55:TYR:HB2	2.04	0.40
33:AW:23:LEU:HA	33:AW:23:LEU:HD12	1.84	0.40
36:AZ:69:LEU:HD23	36:AZ:69:LEU:HA	1.91	0.40
3:B2:64:ARG:HA	3:B2:64:ARG:HD3	1.81	0.40
4:B3:146:ASP:OD1	4:B3:148:THR:OG1	2.39	0.40
5:B4:34:PHE:CZ	5:B4:48:THR:HB	2.56	0.40
6:B5:15:ARG:HD3	11:BA:914:G:O6	2.22	0.40
10:B9:113:GLN:HB2	10:B9:124:PHE:CD2	2.57	0.40
11:BA:81:A:O3'	26:BP:117:GLY:HA2	2.21	0.40
11:BA:117:U:H1'	33:BW:33:GLN:HB2	2.04	0.40
11:BA:283:A:H2'	11:BA:284:U:C6	2.56	0.40
11:BA:491:U:H2'	11:BA:492:C:O4'	2.21	0.40
11:BA:598:A:H3'	11:BA:599:A:H5''	2.03	0.40
11:BA:726:U:O5'	11:BA:726:U:H6	2.04	0.40
11:BA:995:U:H2'	11:BA:996:U:C6	2.56	0.40
11:BA:1119:G:N3	11:BA:1607:A:H2	2.19	0.40
11:BA:1752:U:H4'	11:BA:1753:A:N7	2.35	0.40
12:BB:32:TYR:OH	36:BZ:80:HIS:HD2	2.03	0.40
12:BB:65:HIS:CD2	12:BB:67:GLU:HB2	2.56	0.40
13:BC:47:THR:HB	13:BC:48:LYS:HG3	2.04	0.40
14:BD:85:LEU:HD21	14:BD:104:LEU:HD13	2.04	0.40
14:BD:85:LEU:HA	14:BD:85:LEU:HD23	1.86	0.40
15:BE:228:PRO:HA	15:BE:231:TRP:CD1	2.57	0.40
23:BM:119:ILE:HG22	23:BM:121:SER:N	2.35	0.40
29:BS:90:VAL:HG23	29:BS:119:LYS:O	2.20	0.40
33:BW:21:ASN:OD1	33:BW:24:GLY:HA3	2.21	0.40
33:BW:78:VAL:O	33:BW:79:ARG:HD3	2.22	0.40
33:BW:114:LYS:HD3	33:BW:241:PRO:HA	2.03	0.40
35:BY:48:TYR:HE1	35:BY:119:ALA:HB3	1.87	0.40
3:C2:23:LYS:HG3	11:CA:377:G:OP1	2.20	0.40
4:C3:115:ARG:NH1	11:CA:632:U:N3	2.69	0.40
4:C3:146:ASP:OD1	4:C3:148:THR:OG1	2.39	0.40
5:C4:36:ALA:HA	5:C4:37:PRO:HD3	1.87	0.40
5:C4:110:ARG:HG3	21:CK:131:ASP:O	2.20	0.40
11:CA:229:A:H1'	11:CA:230:A:N9	2.35	0.40

Continued on next page...

Continued from previous page...

Atom-1	Atom-2	Interatomic distance (Å)	Clash overlap (Å)
11:CA:479:G:N1	11:CA:492:C:O2	2.54	0.40
11:CA:787:A:H2'	11:CA:788:U:O4'	2.22	0.40
11:CA:808:C:H2'	11:CA:809:A:O4'	2.22	0.40
11:CA:890:U:H5''	11:CA:892:G:O4'	2.22	0.40
11:CA:1355:G:H21	28:CR:76:ASN:ND2	2.17	0.40
11:CA:1513:G:H2'	11:CA:1514:G:C1'	2.51	0.40
11:CA:1558:A:OP1	19:CI:137:ARG:HB2	2.21	0.40
12:CB:159:CYS:HB3	12:CB:170:ILE:CD1	2.52	0.40
13:CC:15:VAL:O	13:CC:19:VAL:HG23	2.22	0.40
13:CC:112:LEU:HD23	13:CC:112:LEU:HA	1.88	0.40
15:CE:36:LEU:HD12	15:CE:36:LEU:HA	1.89	0.40
19:CI:122:ASP:HA	19:CI:123:PRO:HD3	1.75	0.40
20:CJ:90:ASP:O	20:CJ:91:LEU:HD23	2.21	0.40
22:CL:68:ARG:HG3	22:CL:116:ILE:HG12	2.04	0.40
22:CL:131:LEU:HD23	22:CL:131:LEU:HA	1.78	0.40
22:CL:134:LEU:HA	22:CL:134:LEU:HD23	1.90	0.40
3:D2:17:ARG:NH2	11:DA:1635:U:H4'	2.36	0.40
3:D2:21:HIS:ND1	3:D2:21:HIS:N	2.69	0.40
3:D2:86:ILE:HG22	3:D2:112:ILE:CD1	2.52	0.40
8:D7:58:ILE:HD13	13:DC:31:SER:HB2	2.02	0.40
9:D8:78:SER:HA	9:D8:81:ARG:CZ	2.51	0.40
11:DA:270:U:H4'	11:DA:270:U:OP1	2.20	0.40
11:DA:633:U:H3	11:DA:675:A:H4'	1.85	0.40
11:DA:1054:U:H6	11:DA:1054:U:H2'	1.64	0.40
11:DA:1113:G:C2	11:DA:1114:G:C8	3.09	0.40
11:DA:1167:C:H5''	11:DA:1169:C:C6	2.56	0.40
11:DA:1342:U:H2'	11:DA:1343:G:C8	2.56	0.40
11:DA:1351:U:H1'	11:DA:1488:A:N6	2.36	0.40
11:DA:1437:G:OP2	19:DI:141:GLN:HG3	2.21	0.40
13:DC:113:LEU:HD23	13:DC:113:LEU:HA	1.88	0.40
15:DE:99:PHE:O	15:DE:118:VAL:HA	2.21	0.40
22:DL:134:LEU:HD23	22:DL:134:LEU:HA	1.89	0.40
29:DS:49:ARG:O	29:DS:49:ARG:HG3	2.22	0.40
35:DY:61:PHE:CD2	35:DY:72:ARG:HD3	2.56	0.40
35:DY:61:PHE:CE1	35:DY:96:SER:HB2	2.57	0.40
4:A3:117:ARG:HD3	4:A3:117:ARG:N	2.37	0.40
8:A7:40:LEU:HD23	8:A7:40:LEU:HA	1.89	0.40
9:A8:41:HIS:HD2	11:AA:1507:U:OP1	2.05	0.40
9:A8:69:VAL:HG13	9:A8:73:LEU:HD12	2.03	0.40
11:AA:360:U:H5''	11:AA:361:A:OP2	2.22	0.40
11:AA:585:A:H2'	11:AA:586:A:C8	2.56	0.40

Continued on next page...

Continued from previous page...

Atom-1	Atom-2	Interatomic distance (Å)	Clash overlap (Å)
11:AA:662:U:OP2	11:AA:662:U:H6	2.05	0.40
11:AA:777:U:O2	11:AA:777:U:H2'	2.21	0.40
11:AA:1431:A:H2'	11:AA:1432:C:O4'	2.21	0.40
11:AA:1558:A:H1'	11:AA:1583:A:N6	2.36	0.40
11:AA:1573:G:H22	30:AT:91:ASN:ND2	2.19	0.40
11:AA:1587:U:H5''	11:AA:1588:G:O5'	2.21	0.40
39:AA:2326:HOH:O	21:AK:149:ARG:HD2	2.21	0.40
12:AB:131:LYS:O	12:AB:134:SER:HB3	2.22	0.40
18:AH:31:SER:OG	18:AH:33:VAL:N	2.54	0.40
22:AL:106:LEU:HD13	22:AL:113:VAL:HG22	2.04	0.40
28:AR:276:GLN:O	28:AR:294:ILE:HG23	2.22	0.40
31:AU:52:GLN:O	31:AU:55:TYR:CD1	2.66	0.40
32:AV:30:PHE:O	32:AV:34:ILE:HG13	2.21	0.40
33:AW:239:GLU:CD	33:AW:239:GLU:N	2.71	0.40
36:AZ:93:TYR:CG	36:AZ:94:PRO:HA	2.55	0.40
10:B9:72:LYS:HD3	11:BA:1160:G:H5'	2.02	0.40
11:BA:210:A:O2'	11:BA:239:A:C2	2.75	0.40
11:BA:376:A:H2'	11:BA:377:G:H8	1.86	0.40
11:BA:530:G:H5''	11:BA:531:A:OP1	2.22	0.40
11:BA:575:U:H3'	11:BA:575:U:O2	2.20	0.40
11:BA:758:A:C6	11:BA:770:G:C4	3.10	0.40
11:BA:861:U:H3	11:BA:923:U:H3	1.70	0.40
11:BA:890:U:H5''	11:BA:892:G:C1'	2.51	0.40
11:BA:1113:G:H2'	11:BA:1114:G:H5'	2.02	0.40
11:BA:1176:A:H5'	11:BA:1176:A:H8	1.86	0.40
11:BA:1249:G:H5'	13:BC:142:SER:HB2	2.03	0.40
11:BA:1677:A:H8	11:BA:1677:A:OP2	2.04	0.40
15:BE:49:PHE:CE1	15:BE:139:PRO:HD3	2.57	0.40
17:BG:123:ILE:HD12	17:BG:132:GLN:HG2	2.04	0.40
26:BP:74:TYR:CD1	26:BP:80:LEU:HD13	2.57	0.40
27:BQ:15:VAL:HG21	27:BQ:33:TYR:HB2	2.04	0.40
30:BT:135:GLU:H	30:BT:135:GLU:HG2	1.40	0.40
31:BU:49:ASP:OD1	31:BU:75:LYS:HA	2.21	0.40
1:C0:60:ILE:HG22	1:C0:65:LYS:HG3	2.03	0.40
3:C2:56:VAL:HG21	3:C2:62:LYS:HD3	2.04	0.40
11:CA:634:C:H2'	11:CA:635:U:H5'	2.04	0.40
11:CA:1147:U:O4'	11:CA:1168:A:N6	2.55	0.40
11:CA:1554:U:N3	11:CA:1586:A:C4	2.90	0.40
13:CC:14:PHE:HE1	20:CJ:111:GLU:HG3	1.85	0.40
13:CC:226:GLU:HB2	28:CR:207:TYR:HA	2.03	0.40
15:CE:85:THR:O	15:CE:99:PHE:HA	2.22	0.40

Continued on next page...

Continued from previous page...

Atom-1	Atom-2	Interatomic distance (Å)	Clash overlap (Å)
18:CH:13:ASP:OD1	18:CH:13:ASP:N	2.55	0.40
23:CM:96:LYS:HD2	23:CM:98:TYR:OH	2.22	0.40
26:CP:101:THR:HG23	26:CP:105:PHE:CE1	2.57	0.40
27:CQ:118:GLU:HG2	27:CQ:150:VAL:HG21	2.04	0.40
28:CR:212:HIS:CE1	28:CR:230:THR:HG22	2.56	0.40
1:D0:64:LEU:HD12	1:D0:90:ILE:HG22	2.04	0.40
3:D2:51:ILE:HB	11:DA:258:A:N6	2.37	0.40
3:D2:56:VAL:HG22	11:DA:324:A:P	2.62	0.40
5:D4:90:VAL:HG11	5:D4:226:ARG:NH1	2.37	0.40
11:DA:384:C:H41	11:DA:391:A:H1'	1.86	0.40
11:DA:493:U:H4'	11:DA:494:A:OP2	2.19	0.40
11:DA:676:C:O2'	11:DA:677:G:P	2.79	0.40
11:DA:753:C:H2'	11:DA:754:A:C8	2.57	0.40
11:DA:808:C:H2'	11:DA:809:A:O4'	2.21	0.40
11:DA:1509:U:H6	11:DA:1509:U:H2'	1.57	0.40
11:DA:1720:G:HO2'	11:DA:1721:G:P	2.36	0.40
12:DB:79:GLN:NE2	12:DB:95:SER:O	2.52	0.40
12:DB:104:LEU:HD23	12:DB:104:LEU:HA	1.88	0.40
13:DC:25:HIS:CD2	24:DN:48:HIS:CE1	3.10	0.40
20:DJ:47:GLN:HG2	20:DJ:48:VAL:HG23	2.04	0.40
25:DO:18:LEU:HA	25:DO:18:LEU:HD23	1.72	0.40
25:DO:151:LEU:O	25:DO:152:VAL:HB	2.22	0.40
26:DP:119:ALA:O	26:DP:123:LEU:HG	2.21	0.40
28:DR:77:HIS:CD2	28:DR:96:TRP:HB2	2.57	0.40
31:DU:43:PHE:CE1	31:DU:124:LEU:HD22	2.57	0.40
32:DV:98:ILE:HG22	32:DV:99:ASP:O	2.20	0.40
35:DY:59:ASP:HB2	35:DY:61:PHE:CD2	2.57	0.40

All (6) symmetry-related close contacts are listed below. The label for Atom-2 includes the symmetry operator and encoded unit-cell translations to be applied.

Atom-1	Atom-2	Interatomic distance (Å)	Clash overlap (Å)
9:B8:47:LYS:NZ	11:BA:270:U:O2[2_556]	1.96	0.24
7:B6:32:ASP:OD2	2:C1:35:LYS:NZ[1_556]	1.99	0.21
11:CA:891:G:OP2	30:DT:122:ASN:ND2[1_455]	2.07	0.13
3:A2:133:LYS:NZ	11:BA:1730:G:OP1[1_655]	2.10	0.10
11:BA:229:A:OP2	26:CP:146:PHE:N[2_546]	2.19	0.01
11:CA:1679:A:OP1	11:DA:1638:G:O2'[2_555]	2.19	0.01

5.3 Torsion angles

5.3.1 Protein backbone

In the following table, the Percentiles column shows the percent Ramachandran outliers of the chain as a percentile score with respect to all X-ray entries followed by that with respect to entries of similar resolution.

The Analysed column shows the number of residues for which the backbone conformation was analysed, and the total number of residues.

Mol	Chain	Analysed	Favoured	Allowed	Outliers	Percentiles	
1	A0	97/211 (46%)	92 (95%)	5 (5%)	0	100	100
1	B0	97/211 (46%)	92 (95%)	5 (5%)	0	100	100
1	C0	97/211 (46%)	92 (95%)	5 (5%)	0	100	100
1	D0	97/211 (46%)	91 (94%)	6 (6%)	0	100	100
2	A1	64/68 (94%)	62 (97%)	2 (3%)	0	100	100
2	B1	64/68 (94%)	62 (97%)	2 (3%)	0	100	100
2	C1	64/68 (94%)	62 (97%)	2 (3%)	0	100	100
2	D1	64/68 (94%)	62 (97%)	2 (3%)	0	100	100
3	A2	205/208 (99%)	197 (96%)	8 (4%)	0	100	100
3	B2	205/208 (99%)	195 (95%)	10 (5%)	0	100	100
3	C2	205/208 (99%)	195 (95%)	10 (5%)	0	100	100
3	D2	205/208 (99%)	195 (95%)	10 (5%)	0	100	100
4	A3	194/197 (98%)	187 (96%)	7 (4%)	0	100	100
4	B3	194/197 (98%)	187 (96%)	7 (4%)	0	100	100
4	C3	194/197 (98%)	188 (97%)	6 (3%)	0	100	100
4	D3	194/197 (98%)	187 (96%)	7 (4%)	0	100	100
5	A4	207/265 (78%)	191 (92%)	14 (7%)	2 (1%)	15	51
5	B4	219/265 (83%)	202 (92%)	14 (6%)	3 (1%)	11	45
5	C4	219/265 (83%)	203 (93%)	13 (6%)	3 (1%)	11	45
5	D4	219/265 (83%)	203 (93%)	13 (6%)	3 (1%)	11	45
6	A5	98/119 (82%)	98 (100%)	0	0	100	100
6	B5	98/119 (82%)	98 (100%)	0	0	100	100
6	C5	98/119 (82%)	97 (99%)	1 (1%)	0	100	100
6	D5	98/119 (82%)	98 (100%)	0	0	100	100
7	A6	78/81 (96%)	71 (91%)	6 (8%)	1 (1%)	12	47

Continued on next page...

Continued from previous page...

Mol	Chain	Analysed	Favoured	Allowed	Outliers	Percentiles	
7	B6	78/81 (96%)	70 (90%)	7 (9%)	1 (1%)	12	47
7	C6	78/81 (96%)	71 (91%)	6 (8%)	1 (1%)	12	47
7	D6	78/81 (96%)	71 (91%)	6 (8%)	1 (1%)	12	47
8	A7	99/162 (61%)	94 (95%)	5 (5%)	0	100	100
8	B7	99/162 (61%)	96 (97%)	3 (3%)	0	100	100
8	C7	99/162 (61%)	95 (96%)	4 (4%)	0	100	100
8	D7	99/162 (61%)	95 (96%)	4 (4%)	0	100	100
9	A8	77/143 (54%)	74 (96%)	3 (4%)	0	100	100
9	B8	77/143 (54%)	73 (95%)	4 (5%)	0	100	100
9	C8	77/143 (54%)	73 (95%)	4 (5%)	0	100	100
9	D8	77/143 (54%)	73 (95%)	4 (5%)	0	100	100
10	A9	91/189 (48%)	90 (99%)	1 (1%)	0	100	100
10	B9	91/189 (48%)	89 (98%)	2 (2%)	0	100	100
10	C9	91/189 (48%)	89 (98%)	2 (2%)	0	100	100
10	D9	91/189 (48%)	89 (98%)	1 (1%)	1 (1%)	14	50
12	AB	199/241 (83%)	197 (99%)	2 (1%)	0	100	100
12	BB	199/241 (83%)	197 (99%)	2 (1%)	0	100	100
12	CB	199/241 (83%)	197 (99%)	2 (1%)	0	100	100
12	DB	199/241 (83%)	197 (99%)	2 (1%)	0	100	100
13	AC	226/243 (93%)	213 (94%)	13 (6%)	0	100	100
13	BC	226/243 (93%)	214 (95%)	12 (5%)	0	100	100
13	CC	226/243 (93%)	214 (95%)	12 (5%)	0	100	100
13	DC	226/243 (93%)	214 (95%)	12 (5%)	0	100	100
14	AD	178/181 (98%)	174 (98%)	4 (2%)	0	100	100
14	BD	178/181 (98%)	174 (98%)	4 (2%)	0	100	100
14	CD	178/181 (98%)	175 (98%)	3 (2%)	0	100	100
14	DD	178/181 (98%)	174 (98%)	4 (2%)	0	100	100
15	AE	227/296 (77%)	211 (93%)	15 (7%)	1 (0%)	34	69
15	BE	227/296 (77%)	212 (93%)	14 (6%)	1 (0%)	34	69
15	CE	227/296 (77%)	211 (93%)	15 (7%)	1 (0%)	34	69
15	DE	227/296 (77%)	212 (93%)	14 (6%)	1 (0%)	34	69

Continued on next page...

Continued from previous page...

Mol	Chain	Analysed	Favoured	Allowed	Outliers	Percentiles	
16	AF	87/101 (86%)	82 (94%)	5 (6%)	0	100	100
16	BF	87/101 (86%)	82 (94%)	5 (6%)	0	100	100
16	CF	87/101 (86%)	82 (94%)	5 (6%)	0	100	100
16	DF	87/101 (86%)	82 (94%)	5 (6%)	0	100	100
17	AG	190/200 (95%)	178 (94%)	11 (6%)	1 (0%)	29	66
17	BG	190/200 (95%)	178 (94%)	12 (6%)	0	100	100
17	CG	190/200 (95%)	179 (94%)	9 (5%)	2 (1%)	14	50
17	DG	190/200 (95%)	178 (94%)	10 (5%)	2 (1%)	14	50
18	AH	127/130 (98%)	112 (88%)	14 (11%)	1 (1%)	19	56
18	BH	127/130 (98%)	111 (87%)	15 (12%)	1 (1%)	19	56
18	CH	127/130 (98%)	112 (88%)	14 (11%)	1 (1%)	19	56
18	DH	127/130 (98%)	112 (88%)	14 (11%)	1 (1%)	19	56
19	AI	141/145 (97%)	132 (94%)	9 (6%)	0	100	100
19	BI	141/145 (97%)	131 (93%)	10 (7%)	0	100	100
19	CI	141/145 (97%)	132 (94%)	9 (6%)	0	100	100
19	DI	141/145 (97%)	132 (94%)	9 (6%)	0	100	100
20	AJ	106/120 (88%)	104 (98%)	2 (2%)	0	100	100
20	BJ	106/120 (88%)	105 (99%)	1 (1%)	0	100	100
20	CJ	106/120 (88%)	104 (98%)	2 (2%)	0	100	100
20	DJ	106/120 (88%)	104 (98%)	2 (2%)	0	100	100
21	AK	138/151 (91%)	133 (96%)	5 (4%)	0	100	100
21	BK	138/151 (91%)	134 (97%)	4 (3%)	0	100	100
21	CK	138/151 (91%)	133 (96%)	5 (4%)	0	100	100
21	DK	138/151 (91%)	133 (96%)	5 (4%)	0	100	100
22	AL	138/142 (97%)	126 (91%)	10 (7%)	2 (1%)	11	45
22	BL	138/142 (97%)	126 (91%)	10 (7%)	2 (1%)	11	45
22	CL	138/142 (97%)	127 (92%)	9 (6%)	2 (1%)	11	45
22	DL	138/142 (97%)	125 (91%)	11 (8%)	2 (1%)	11	45
23	AM	151/155 (97%)	138 (91%)	11 (7%)	2 (1%)	12	47
23	BM	151/155 (97%)	139 (92%)	10 (7%)	2 (1%)	12	47
23	CM	151/155 (97%)	138 (91%)	11 (7%)	2 (1%)	12	47

Continued on next page...

Continued from previous page...

Mol	Chain	Analysed	Favoured	Allowed	Outliers	Percentiles	
23	DM	151/155 (97%)	138 (91%)	11 (7%)	2 (1%)	12	47
24	AN	52/55 (94%)	49 (94%)	3 (6%)	0	100	100
24	BN	52/55 (94%)	50 (96%)	2 (4%)	0	100	100
24	CN	52/55 (94%)	49 (94%)	3 (6%)	0	100	100
24	DN	52/55 (94%)	49 (94%)	3 (6%)	0	100	100
25	AO	150/153 (98%)	140 (93%)	9 (6%)	1 (1%)	22	59
25	BO	150/153 (98%)	140 (93%)	9 (6%)	1 (1%)	22	59
25	CO	150/153 (98%)	140 (93%)	9 (6%)	1 (1%)	22	59
25	DO	150/153 (98%)	140 (93%)	9 (6%)	1 (1%)	22	59
26	AP	146/149 (98%)	135 (92%)	11 (8%)	0	100	100
26	BP	146/149 (98%)	136 (93%)	10 (7%)	0	100	100
26	CP	146/149 (98%)	135 (92%)	11 (8%)	0	100	100
26	DP	146/149 (98%)	135 (92%)	11 (8%)	0	100	100
27	AQ	154/157 (98%)	148 (96%)	6 (4%)	0	100	100
27	BQ	154/157 (98%)	149 (97%)	5 (3%)	0	100	100
27	CQ	154/157 (98%)	150 (97%)	4 (3%)	0	100	100
27	DQ	154/157 (98%)	149 (97%)	5 (3%)	0	100	100
28	AR	336/343 (98%)	309 (92%)	25 (7%)	2 (1%)	25	62
28	BR	336/343 (98%)	308 (92%)	26 (8%)	2 (1%)	25	62
28	CR	336/343 (98%)	308 (92%)	26 (8%)	2 (1%)	25	62
28	DR	336/343 (98%)	307 (91%)	27 (8%)	2 (1%)	25	62
29	AS	126/144 (88%)	122 (97%)	3 (2%)	1 (1%)	19	56
29	BS	126/144 (88%)	122 (97%)	3 (2%)	1 (1%)	19	56
29	CS	126/144 (88%)	122 (97%)	3 (2%)	1 (1%)	19	56
29	DS	126/144 (88%)	122 (97%)	3 (2%)	1 (1%)	19	56
30	AT	152/155 (98%)	145 (95%)	7 (5%)	0	100	100
30	BT	152/155 (98%)	144 (95%)	8 (5%)	0	100	100
30	CT	152/155 (98%)	145 (95%)	7 (5%)	0	100	100
30	DT	152/155 (98%)	144 (95%)	8 (5%)	0	100	100
31	AU	122/126 (97%)	112 (92%)	10 (8%)	0	100	100
31	BU	122/126 (97%)	113 (93%)	9 (7%)	0	100	100

Continued on next page...

Continued from previous page...

Mol	Chain	Analysed	Favoured	Allowed	Outliers	Percentiles	
31	CU	122/126 (97%)	112 (92%)	10 (8%)	0	100	100
31	DU	122/126 (97%)	112 (92%)	10 (8%)	0	100	100
32	AV	117/130 (90%)	115 (98%)	2 (2%)	0	100	100
32	BV	117/130 (90%)	116 (99%)	1 (1%)	0	100	100
32	CV	117/130 (90%)	114 (97%)	2 (2%)	1 (1%)	17	54
32	DV	117/130 (90%)	115 (98%)	1 (1%)	1 (1%)	17	54
33	AW	257/259 (99%)	246 (96%)	11 (4%)	0	100	100
33	BW	257/259 (99%)	248 (96%)	9 (4%)	0	100	100
33	CW	257/259 (99%)	247 (96%)	10 (4%)	0	100	100
33	DW	257/259 (99%)	247 (96%)	10 (4%)	0	100	100
34	AX	72/80 (90%)	68 (94%)	4 (6%)	0	100	100
34	BX	72/80 (90%)	68 (94%)	4 (6%)	0	100	100
34	CX	72/80 (90%)	68 (94%)	4 (6%)	0	100	100
34	DX	72/80 (90%)	68 (94%)	4 (6%)	0	100	100
35	AY	226/293 (77%)	214 (95%)	11 (5%)	1 (0%)	34	69
35	BY	226/293 (77%)	214 (95%)	10 (4%)	2 (1%)	17	54
35	CY	226/293 (77%)	214 (95%)	11 (5%)	1 (0%)	34	69
35	DY	226/293 (77%)	215 (95%)	10 (4%)	1 (0%)	34	69
36	AZ	95/97 (98%)	93 (98%)	2 (2%)	0	100	100
36	BZ	95/97 (98%)	93 (98%)	2 (2%)	0	100	100
36	CZ	95/97 (98%)	93 (98%)	2 (2%)	0	100	100
36	DZ	95/97 (98%)	93 (98%)	2 (2%)	0	100	100
All	All	20528/23556 (87%)	19447 (95%)	1013 (5%)	68 (0%)	41	74

All (68) Ramachandran outliers are listed below:

Mol	Chain	Res	Type
22	AL	3	VAL
25	AO	152	VAL
28	AR	48	ASP
22	BL	3	VAL
25	BO	152	VAL
28	BR	48	ASP
22	CL	3	VAL

Continued on next page...

Continued from previous page...

Mol	Chain	Res	Type
25	CO	152	VAL
28	CR	48	ASP
32	CV	90	ILE
22	DL	3	VAL
25	DO	152	VAL
28	DR	48	ASP
7	A6	66	GLY
22	AL	35	GLY
5	B4	239	SER
7	B6	66	GLY
22	BL	35	GLY
5	C4	239	SER
7	C6	66	GLY
22	CL	35	GLY
5	D4	239	SER
7	D6	66	GLY
22	DL	35	GLY
32	DV	71	LEU
5	A4	150	SER
18	AH	59	LYS
5	B4	150	SER
18	BH	59	LYS
35	BY	89	SER
5	C4	150	SER
18	CH	59	LYS
35	CY	89	SER
5	D4	150	SER
18	DH	59	LYS
29	AS	54	ILE
35	AY	89	SER
29	BS	54	ILE
29	CS	54	ILE
29	DS	54	ILE
35	DY	89	SER
17	CG	51	TYR
17	DG	51	TYR
17	DG	158	PHE
17	AG	158	PHE
17	CG	158	PHE
5	A4	23	ILE
15	AE	57	GLU
28	AR	180	VAL

Continued on next page...

Continued from previous page...

Mol	Chain	Res	Type
5	B4	23	ILE
15	BE	57	GLU
28	BR	180	VAL
5	C4	23	ILE
15	CE	57	GLU
28	CR	180	VAL
5	D4	23	ILE
28	DR	180	VAL
15	DE	57	GLU
23	AM	81	ILE
23	AM	150	VAL
23	BM	81	ILE
23	BM	150	VAL
35	BY	69	VAL
23	CM	81	ILE
23	CM	150	VAL
10	D9	143	ILE
23	DM	81	ILE
23	DM	150	VAL

5.3.2 Protein sidechains [i](#)

In the following table, the Percentiles column shows the percent sidechain outliers of the chain as a percentile score with respect to all X-ray entries followed by that with respect to entries of similar resolution.

The Analysed column shows the number of residues for which the sidechain conformation was analysed, and the total number of residues.

Mol	Chain	Analysed	Rotameric	Outliers	Percentiles	
1	A0	90/192 (47%)	82 (91%)	8 (9%)	9	37
1	B0	90/192 (47%)	82 (91%)	8 (9%)	9	37
1	C0	90/192 (47%)	82 (91%)	8 (9%)	9	37
1	D0	90/192 (47%)	83 (92%)	7 (8%)	12	42
2	A1	55/57 (96%)	46 (84%)	9 (16%)	2	15
2	B1	55/57 (96%)	45 (82%)	10 (18%)	1	11
2	C1	55/57 (96%)	45 (82%)	10 (18%)	1	11
2	D1	55/57 (96%)	44 (80%)	11 (20%)	1	8
3	A2	184/185 (100%)	157 (85%)	27 (15%)	3	18

Continued on next page...

Continued from previous page...

Mol	Chain	Analysed	Rotameric	Outliers	Percentiles	
3	B2	184/185 (100%)	157 (85%)	27 (15%)	3	18
3	C2	184/185 (100%)	157 (85%)	27 (15%)	3	18
3	D2	184/185 (100%)	158 (86%)	26 (14%)	3	20
4	A3	182/183 (100%)	153 (84%)	29 (16%)	2	16
4	B3	182/183 (100%)	154 (85%)	28 (15%)	2	17
4	C3	182/183 (100%)	154 (85%)	28 (15%)	2	17
4	D3	182/183 (100%)	153 (84%)	29 (16%)	2	16
5	A4	187/225 (83%)	157 (84%)	30 (16%)	2	15
5	B4	197/225 (88%)	167 (85%)	30 (15%)	3	17
5	C4	197/225 (88%)	166 (84%)	31 (16%)	2	16
5	D4	197/225 (88%)	167 (85%)	30 (15%)	3	17
6	A5	90/107 (84%)	76 (84%)	14 (16%)	2	17
6	B5	90/107 (84%)	76 (84%)	14 (16%)	2	17
6	C5	90/107 (84%)	76 (84%)	14 (16%)	2	17
6	D5	90/107 (84%)	76 (84%)	14 (16%)	2	17
7	A6	71/72 (99%)	60 (84%)	11 (16%)	2	17
7	B6	71/72 (99%)	60 (84%)	11 (16%)	2	17
7	C6	71/72 (99%)	60 (84%)	11 (16%)	2	17
7	D6	71/72 (99%)	60 (84%)	11 (16%)	2	17
8	A7	91/136 (67%)	83 (91%)	8 (9%)	10	38
8	B7	91/136 (67%)	83 (91%)	8 (9%)	10	38
8	C7	91/136 (67%)	83 (91%)	8 (9%)	10	38
8	D7	91/136 (67%)	83 (91%)	8 (9%)	10	38
9	A8	70/109 (64%)	59 (84%)	11 (16%)	2	16
9	B8	70/109 (64%)	59 (84%)	11 (16%)	2	16
9	C8	70/109 (64%)	59 (84%)	11 (16%)	2	16
9	D8	70/109 (64%)	59 (84%)	11 (16%)	2	16
10	A9	81/156 (52%)	75 (93%)	6 (7%)	13	44
10	B9	81/156 (52%)	76 (94%)	5 (6%)	18	49
10	C9	81/156 (52%)	75 (93%)	6 (7%)	13	44
10	D9	81/156 (52%)	72 (89%)	9 (11%)	6	28

Continued on next page...

Continued from previous page...

Mol	Chain	Analysed	Rotameric	Outliers	Percentiles	
12	AB	180/211 (85%)	164 (91%)	16 (9%)	9	37
12	BB	180/211 (85%)	164 (91%)	16 (9%)	9	37
12	CB	180/211 (85%)	164 (91%)	16 (9%)	9	37
12	DB	180/211 (85%)	164 (91%)	16 (9%)	9	37
13	AC	196/210 (93%)	178 (91%)	18 (9%)	9	36
13	BC	196/210 (93%)	179 (91%)	17 (9%)	10	38
13	CC	196/210 (93%)	179 (91%)	17 (9%)	10	38
13	DC	196/210 (93%)	178 (91%)	18 (9%)	9	36
14	AD	161/162 (99%)	129 (80%)	32 (20%)	1	8
14	BD	161/162 (99%)	128 (80%)	33 (20%)	1	7
14	CD	161/162 (99%)	129 (80%)	32 (20%)	1	8
14	DD	161/162 (99%)	128 (80%)	33 (20%)	1	7
15	AE	193/250 (77%)	169 (88%)	24 (12%)	4	24
15	BE	193/250 (77%)	169 (88%)	24 (12%)	4	24
15	CE	193/250 (77%)	169 (88%)	24 (12%)	4	24
15	DE	193/250 (77%)	168 (87%)	25 (13%)	4	22
16	AF	80/92 (87%)	76 (95%)	4 (5%)	24	55
16	BF	80/92 (87%)	76 (95%)	4 (5%)	24	55
16	CF	80/92 (87%)	76 (95%)	4 (5%)	24	55
16	DF	80/92 (87%)	76 (95%)	4 (5%)	24	55
17	AG	163/169 (96%)	145 (89%)	18 (11%)	6	29
17	BG	163/169 (96%)	145 (89%)	18 (11%)	6	29
17	CG	163/169 (96%)	144 (88%)	19 (12%)	5	26
17	DG	163/169 (96%)	145 (89%)	18 (11%)	6	29
18	AH	116/117 (99%)	97 (84%)	19 (16%)	2	15
18	BH	116/117 (99%)	97 (84%)	19 (16%)	2	15
18	CH	116/117 (99%)	97 (84%)	19 (16%)	2	15
18	DH	116/117 (99%)	97 (84%)	19 (16%)	2	15
19	AI	120/122 (98%)	105 (88%)	15 (12%)	4	23
19	BI	120/122 (98%)	105 (88%)	15 (12%)	4	23
19	CI	120/122 (98%)	105 (88%)	15 (12%)	4	23

Continued on next page...

Continued from previous page...

Mol	Chain	Analysed	Rotameric	Outliers	Percentiles	
19	DI	120/122 (98%)	105 (88%)	15 (12%)	4	23
20	AJ	101/111 (91%)	91 (90%)	10 (10%)	8	32
20	BJ	101/111 (91%)	91 (90%)	10 (10%)	8	32
20	CJ	101/111 (91%)	91 (90%)	10 (10%)	8	32
20	DJ	101/111 (91%)	91 (90%)	10 (10%)	8	32
21	AK	112/121 (93%)	97 (87%)	15 (13%)	4	21
21	BK	112/121 (93%)	98 (88%)	14 (12%)	4	23
21	CK	112/121 (93%)	98 (88%)	14 (12%)	4	23
21	DK	112/121 (93%)	97 (87%)	15 (13%)	4	21
22	AL	112/114 (98%)	96 (86%)	16 (14%)	3	19
22	BL	112/114 (98%)	96 (86%)	16 (14%)	3	19
22	CL	112/114 (98%)	96 (86%)	16 (14%)	3	19
22	DL	112/114 (98%)	96 (86%)	16 (14%)	3	19
23	AM	133/135 (98%)	120 (90%)	13 (10%)	8	33
23	BM	133/135 (98%)	120 (90%)	13 (10%)	8	33
23	CM	133/135 (98%)	120 (90%)	13 (10%)	8	33
23	DM	133/135 (98%)	120 (90%)	13 (10%)	8	33
24	AN	48/49 (98%)	42 (88%)	6 (12%)	4	23
24	BN	48/49 (98%)	42 (88%)	6 (12%)	4	23
24	CN	48/49 (98%)	42 (88%)	6 (12%)	4	23
24	DN	48/49 (98%)	41 (85%)	7 (15%)	3	18
25	AO	135/136 (99%)	118 (87%)	17 (13%)	4	23
25	BO	135/136 (99%)	118 (87%)	17 (13%)	4	23
25	CO	135/136 (99%)	118 (87%)	17 (13%)	4	23
25	DO	135/136 (99%)	118 (87%)	17 (13%)	4	23
26	AP	133/134 (99%)	117 (88%)	16 (12%)	5	25
26	BP	133/134 (99%)	116 (87%)	17 (13%)	4	23
26	CP	133/134 (99%)	116 (87%)	17 (13%)	4	23
26	DP	133/134 (99%)	117 (88%)	16 (12%)	5	25
27	AQ	140/141 (99%)	122 (87%)	18 (13%)	4	22
27	BQ	140/141 (99%)	122 (87%)	18 (13%)	4	22

Continued on next page...

Continued from previous page...

Mol	Chain	Analysed	Rotameric	Outliers	Percentiles	
27	CQ	140/141 (99%)	122 (87%)	18 (13%)	4	22
27	DQ	140/141 (99%)	122 (87%)	18 (13%)	4	22
28	AR	291/295 (99%)	264 (91%)	27 (9%)	9	35
28	BR	291/295 (99%)	265 (91%)	26 (9%)	9	37
28	CR	291/295 (99%)	264 (91%)	27 (9%)	9	35
28	DR	291/295 (99%)	264 (91%)	27 (9%)	9	35
29	AS	108/117 (92%)	97 (90%)	11 (10%)	7	31
29	BS	108/117 (92%)	97 (90%)	11 (10%)	7	31
29	CS	108/117 (92%)	97 (90%)	11 (10%)	7	31
29	DS	108/117 (92%)	97 (90%)	11 (10%)	7	31
30	AT	133/134 (99%)	119 (90%)	14 (10%)	7	30
30	BT	133/134 (99%)	119 (90%)	14 (10%)	7	30
30	CT	133/134 (99%)	120 (90%)	13 (10%)	8	33
30	DT	133/134 (99%)	120 (90%)	13 (10%)	8	33
31	AU	103/104 (99%)	93 (90%)	10 (10%)	8	33
31	BU	103/104 (99%)	93 (90%)	10 (10%)	8	33
31	CU	103/104 (99%)	93 (90%)	10 (10%)	8	33
31	DU	103/104 (99%)	93 (90%)	10 (10%)	8	33
32	AV	107/115 (93%)	97 (91%)	10 (9%)	9	35
32	BV	107/115 (93%)	97 (91%)	10 (9%)	9	35
32	CV	107/115 (93%)	98 (92%)	9 (8%)	11	40
32	DV	107/115 (93%)	98 (92%)	9 (8%)	11	40
33	AW	226/226 (100%)	194 (86%)	32 (14%)	3	20
33	BW	226/226 (100%)	194 (86%)	32 (14%)	3	20
33	CW	226/226 (100%)	194 (86%)	32 (14%)	3	20
33	DW	226/226 (100%)	194 (86%)	32 (14%)	3	20
34	AX	61/67 (91%)	54 (88%)	7 (12%)	5	27
34	BX	61/67 (91%)	54 (88%)	7 (12%)	5	27
34	CX	61/67 (91%)	55 (90%)	6 (10%)	8	33
34	DX	61/67 (91%)	54 (88%)	7 (12%)	5	27
35	AY	197/244 (81%)	177 (90%)	20 (10%)	7	31

Continued on next page...

Continued from previous page...

Mol	Chain	Analysed	Rotameric	Outliers	Percentiles	
35	BY	197/244 (81%)	178 (90%)	19 (10%)	8	34
35	CY	197/244 (81%)	177 (90%)	20 (10%)	7	31
35	DY	197/244 (81%)	177 (90%)	20 (10%)	7	31
36	AZ	82/82 (100%)	74 (90%)	8 (10%)	8	33
36	BZ	82/82 (100%)	73 (89%)	9 (11%)	6	29
36	CZ	82/82 (100%)	75 (92%)	7 (8%)	10	40
36	DZ	82/82 (100%)	74 (90%)	8 (10%)	8	33
All	All	18158/20320 (89%)	15963 (88%)	2195 (12%)	5	24

All (2195) residues with a non-rotameric sidechain are listed below:

Mol	Chain	Res	Type
1	A0	25	LEU
1	A0	43	ASN
1	A0	46	LEU
1	A0	61	CYS
1	A0	76	VAL
1	A0	83	PHE
1	A0	91	LEU
1	A0	97	ASP
2	A1	6	THR
2	A1	10	ARG
2	A1	18	THR
2	A1	27	VAL
2	A1	32	ILE
2	A1	36	GLU
2	A1	41	LEU
2	A1	45	VAL
2	A1	49	CYS
3	A2	18	MET
3	A2	21	HIS
3	A2	34	SER
3	A2	36	THR
3	A2	49	ARG
3	A2	56	VAL
3	A2	64	ARG
3	A2	67	ARG
3	A2	74	SER
3	A2	84	THR
3	A2	86	ILE

Continued on next page...

Continued from previous page...

Mol	Chain	Res	Type
3	A2	89	VAL
3	A2	101	THR
3	A2	103	THR
3	A2	108	SER
3	A2	136	THR
3	A2	137	VAL
3	A2	140	ASN
3	A2	144	SER
3	A2	167	PHE
3	A2	173	LEU
3	A2	175	CYS
3	A2	176	ILE
3	A2	177	THR
3	A2	179	ARG
3	A2	183	SER
3	A2	203	LEU
4	A3	3	LEU
4	A3	7	HIS
4	A3	9	LYS
4	A3	13	THR
4	A3	39	SER
4	A3	41	ILE
4	A3	52	LYS
4	A3	54	ASN
4	A3	63	ILE
4	A3	88	LEU
4	A3	92	VAL
4	A3	101	GLU
4	A3	102	SER
4	A3	109	LYS
4	A3	113	ARG
4	A3	115	ARG
4	A3	116	SER
4	A3	117	ARG
4	A3	132	LEU
4	A3	139	LYS
4	A3	142	ARG
4	A3	148	THR
4	A3	152	ARG
4	A3	153	ILE
4	A3	161	ASP
4	A3	175	LYS

Continued on next page...

Continued from previous page...

Mol	Chain	Res	Type
4	A3	178	THR
4	A3	179	THR
4	A3	196	LYS
5	A4	28	ARG
5	A4	44	SER
5	A4	48	THR
5	A4	50	VAL
5	A4	53	SER
5	A4	63	ILE
5	A4	70	SER
5	A4	71	THR
5	A4	74	ASP
5	A4	80	ASN
5	A4	84	TRP
5	A4	91	ILE
5	A4	92	ASP
5	A4	98	ASN
5	A4	109	THR
5	A4	110	ARG
5	A4	111	ASP
5	A4	115	SER
5	A4	120	TRP
5	A4	127	ARG
5	A4	130	CYS
5	A4	132	THR
5	A4	146	THR
5	A4	155	SER
5	A4	157	THR
5	A4	159	THR
5	A4	207	THR
5	A4	217	THR
5	A4	218	ILE
5	A4	228	LYS
6	A5	10	ARG
6	A5	18	THR
6	A5	21	VAL
6	A5	23	CYS
6	A5	30	VAL
6	A5	33	ASP
6	A5	37	LYS
6	A5	44	MET
6	A5	49	SER

Continued on next page...

Continued from previous page...

Mol	Chain	Res	Type
6	A5	69	LEU
6	A5	89	ARG
6	A5	90	CYS
6	A5	92	GLU
6	A5	95	ARG
7	A6	9	ILE
7	A6	23	ILE
7	A6	31	MET
7	A6	43	MET
7	A6	47	ASN
7	A6	54	CYS
7	A6	58	SER
7	A6	62	CYS
7	A6	63	LYS
7	A6	77	PHE
7	A6	79	ILE
8	A7	9	LYS
8	A7	16	LEU
8	A7	24	LEU
8	A7	35	THR
8	A7	40	LEU
8	A7	47	ARG
8	A7	50	LYS
8	A7	64	THR
9	A8	37	ASP
9	A8	39	VAL
9	A8	51	GLU
9	A8	67	SER
9	A8	68	THR
9	A8	75	VAL
9	A8	76	ASN
9	A8	78	SER
9	A8	84	MET
9	A8	94	GLU
9	A8	115	LYS
10	A9	74	LYS
10	A9	79	SER
10	A9	86	THR
10	A9	93	THR
10	A9	143	ILE
10	A9	144	ASP
12	AB	16	SER

Continued on next page...

Continued from previous page...

Mol	Chain	Res	Type
12	AB	17	ASN
12	AB	23	ILE
12	AB	38	VAL
12	AB	54	LYS
12	AB	55	LEU
12	AB	63	VAL
12	AB	89	THR
12	AB	105	THR
12	AB	110	LEU
12	AB	134	SER
12	AB	136	VAL
12	AB	159	CYS
12	AB	164	THR
12	AB	169	MET
12	AB	194	MET
13	AC	8	ILE
13	AC	12	LYS
13	AC	29	SER
13	AC	47	THR
13	AC	64	VAL
13	AC	79	ARG
13	AC	85	ASP
13	AC	105	VAL
13	AC	109	ASN
13	AC	137	CYS
13	AC	142	SER
13	AC	147	GLN
13	AC	162	CYS
13	AC	163	THR
13	AC	171	ILE
13	AC	201	LYS
13	AC	203	PHE
13	AC	221	ILE
14	AD	3	LYS
14	AD	6	ILE
14	AD	8	THR
14	AD	9	SER
14	AD	16	ARG
14	AD	28	MET
14	AD	44	ARG
14	AD	47	MET
14	AD	57	ARG

Continued on next page...

Continued from previous page...

Mol	Chain	Res	Type
14	AD	63	ASP
14	AD	68	ARG
14	AD	69	ARG
14	AD	79	ARG
14	AD	80	MET
14	AD	86	LEU
14	AD	99	LEU
14	AD	100	THR
14	AD	104	LEU
14	AD	105	MET
14	AD	107	ARG
14	AD	108	ARG
14	AD	112	ARG
14	AD	121	SER
14	AD	127	VAL
14	AD	129	ILE
14	AD	142	ASN
14	AD	147	MET
14	AD	149	ARG
14	AD	150	THR
14	AD	160	SER
14	AD	164	LEU
14	AD	171	ARG
15	AE	36	LEU
15	AE	43	SER
15	AE	44	SER
15	AE	46	ASP
15	AE	52	SER
15	AE	57	GLU
15	AE	83	GLN
15	AE	109	ASN
15	AE	157	GLN
15	AE	159	ILE
15	AE	160	THR
15	AE	162	LYS
15	AE	165	SER
15	AE	168	ILE
15	AE	175	ARG
15	AE	194	VAL
15	AE	197	ILE
15	AE	199	THR
15	AE	205	THR

Continued on next page...

Continued from previous page...

Mol	Chain	Res	Type
15	AE	208	ARG
15	AE	211	PHE
15	AE	219	LEU
15	AE	222	THR
15	AE	235	GLU
16	AF	49	LYS
16	AF	60	THR
16	AF	65	ASP
16	AF	66	GLU
17	AG	24	ILE
17	AG	28	CYS
17	AG	42	VAL
17	AG	53	VAL
17	AG	63	ILE
17	AG	66	ARG
17	AG	89	LYS
17	AG	99	THR
17	AG	101	ARG
17	AG	104	LEU
17	AG	120	SER
17	AG	121	THR
17	AG	135	ASP
17	AG	139	MET
17	AG	156	SER
17	AG	160	SER
17	AG	162	ARG
17	AG	164	ILE
18	AH	3	LYS
18	AH	11	LEU
18	AH	12	LYS
18	AH	27	LEU
18	AH	28	ARG
18	AH	30	VAL
18	AH	31	SER
18	AH	44	ASN
18	AH	47	ILE
18	AH	57	ARG
18	AH	65	LEU
18	AH	66	ILE
18	AH	70	ASN
18	AH	97	ARG
18	AH	101	ASN

Continued on next page...

Continued from previous page...

Mol	Chain	Res	Type
18	AH	103	VAL
18	AH	106	THR
18	AH	107	THR
18	AH	121	THR
19	AI	7	GLN
19	AI	12	PHE
19	AI	15	LYS
19	AI	23	SER
19	AI	30	LEU
19	AI	33	VAL
19	AI	36	SER
19	AI	46	LEU
19	AI	66	ASP
19	AI	72	ARG
19	AI	78	SER
19	AI	87	LEU
19	AI	89	LYS
19	AI	126	MET
19	AI	142	LYS
20	AJ	24	THR
20	AJ	31	VAL
20	AJ	45	THR
20	AJ	51	LYS
20	AJ	68	SER
20	AJ	74	SER
20	AJ	76	THR
20	AJ	94	ASN
20	AJ	97	ASP
20	AJ	115	THR
21	AK	14	ILE
21	AK	21	VAL
21	AK	40	THR
21	AK	55	ARG
21	AK	57	THR
21	AK	62	VAL
21	AK	75	MET
21	AK	91	ASN
21	AK	97	LEU
21	AK	107	GLN
21	AK	122	SER
21	AK	128	ARG
21	AK	138	ASP

Continued on next page...

Continued from previous page...

Mol	Chain	Res	Type
21	AK	139	SER
21	AK	150	ARG
22	AL	3	VAL
22	AL	7	ARG
22	AL	9	ILE
22	AL	10	ARG
22	AL	19	ARG
22	AL	34	LEU
22	AL	36	SER
22	AL	40	ASN
22	AL	52	VAL
22	AL	53	THR
22	AL	76	ARG
22	AL	80	LYS
22	AL	101	VAL
22	AL	109	GLN
22	AL	129	ILE
22	AL	130	SER
23	AM	15	HIS
23	AM	28	THR
23	AM	72	LEU
23	AM	87	ASN
23	AM	88	ARG
23	AM	94	ASP
23	AM	98	TYR
23	AM	99	GLN
23	AM	100	MET
23	AM	115	ARG
23	AM	123	ARG
23	AM	136	GLN
23	AM	138	THR
24	AN	3	ASN
24	AN	32	LYS
24	AN	39	ARG
24	AN	40	ARG
24	AN	43	ARG
24	AN	49	ILE
25	AO	3	ARG
25	AO	7	LYS
25	AO	9	LYS
25	AO	11	LYS
25	AO	13	ILE

Continued on next page...

Continued from previous page...

Mol	Chain	Res	Type
25	AO	14	SER
25	AO	26	LYS
25	AO	34	THR
25	AO	48	THR
25	AO	59	GLN
25	AO	66	ARG
25	AO	93	LEU
25	AO	104	LEU
25	AO	109	LYS
25	AO	118	ILE
25	AO	126	ARG
25	AO	127	LEU
26	AP	2	THR
26	AP	7	THR
26	AP	10	ILE
26	AP	21	LEU
26	AP	24	ASP
26	AP	51	ARG
26	AP	54	VAL
26	AP	77	GLN
26	AP	80	LEU
26	AP	88	ARG
26	AP	95	LEU
26	AP	102	ARG
26	AP	108	LEU
26	AP	110	ARG
26	AP	115	THR
26	AP	122	LYS
27	AQ	6	GLN
27	AQ	12	GLN
27	AQ	32	ARG
27	AQ	37	ILE
27	AQ	51	THR
27	AQ	61	SER
27	AQ	64	SER
27	AQ	77	THR
27	AQ	84	ILE
27	AQ	87	ARG
27	AQ	93	VAL
27	AQ	98	ARG
27	AQ	103	HIS
27	AQ	115	SER

Continued on next page...

Continued from previous page...

Mol	Chain	Res	Type
27	AQ	117	LYS
27	AQ	128	ARG
27	AQ	133	THR
27	AQ	135	ARG
28	AR	20	HIS
28	AR	32	SER
28	AR	42	LEU
28	AR	48	ASP
28	AR	50	THR
28	AR	67	ILE
28	AR	76	ASN
28	AR	80	SER
28	AR	88	ASN
28	AR	106	ARG
28	AR	107	THR
28	AR	113	ARG
28	AR	117	HIS
28	AR	124	VAL
28	AR	126	PHE
28	AR	147	ILE
28	AR	161	HIS
28	AR	178	ASN
28	AR	189	SER
28	AR	190	VAL
28	AR	208	THR
28	AR	219	LEU
28	AR	238	LEU
28	AR	246	THR
28	AR	264	ASN
28	AR	274	THR
28	AR	313	THR
29	AS	11	PHE
29	AS	12	THR
29	AS	28	SER
29	AS	36	ASP
29	AS	49	ARG
29	AS	66	ARG
29	AS	83	THR
29	AS	84	HIS
29	AS	88	MET
29	AS	119	LYS
29	AS	127	THR

Continued on next page...

Continued from previous page...

Mol	Chain	Res	Type
30	AT	9	THR
30	AT	45	VAL
30	AT	56	TRP
30	AT	60	ARG
30	AT	76	ILE
30	AT	77	SER
30	AT	89	ARG
30	AT	93	ARG
30	AT	105	ARG
30	AT	117	ILE
30	AT	130	ARG
30	AT	135	GLU
30	AT	143	ILE
30	AT	155	LYS
31	AU	3	ASP
31	AU	20	ASN
31	AU	29	LEU
31	AU	34	ARG
31	AU	50	CYS
31	AU	51	ASP
31	AU	56	VAL
31	AU	71	VAL
31	AU	78	SER
31	AU	100	CYS
32	AV	6	THR
32	AV	8	THR
32	AV	35	LEU
32	AV	37	GLU
32	AV	44	LYS
32	AV	46	LEU
32	AV	60	ARG
32	AV	83	ASP
32	AV	105	MET
32	AV	119	SER
33	AW	11	ARG
33	AW	19	MET
33	AW	38	LEU
33	AW	41	SER
33	AW	42	LEU
33	AW	45	SER
33	AW	51	ARG
33	AW	82	LYS

Continued on next page...

Continued from previous page...

Mol	Chain	Res	Type
33	AW	97	THR
33	AW	107	THR
33	AW	110	ARG
33	AW	115	SER
33	AW	122	LYS
33	AW	141	ILE
33	AW	142	VAL
33	AW	143	THR
33	AW	176	HIS
33	AW	183	CYS
33	AW	186	GLN
33	AW	189	ASN
33	AW	210	CYS
33	AW	214	ASP
33	AW	218	ASN
33	AW	229	VAL
33	AW	230	LEU
33	AW	232	GLN
33	AW	236	SER
33	AW	238	ILE
33	AW	242	SER
33	AW	247	ARG
33	AW	253	GLU
33	AW	256	ARG
34	AX	4	MET
34	AX	5	HIS
34	AX	8	LEU
34	AX	35	SER
34	AX	53	ASP
34	AX	59	SER
34	AX	62	TRP
35	AY	1	MET
35	AY	6	SER
35	AY	7	TYR
35	AY	10	THR
35	AY	16	ILE
35	AY	32	MET
35	AY	43	ASP
35	AY	51	LYS
35	AY	78	SER
35	AY	97	VAL
35	AY	98	ARG

Continued on next page...

Continued from previous page...

Mol	Chain	Res	Type
35	AY	106	MET
35	AY	118	VAL
35	AY	120	GLU
35	AY	137	ARG
35	AY	145	PHE
35	AY	155	LEU
35	AY	181	ARG
35	AY	186	GLU
35	AY	206	ASN
36	AZ	14	THR
36	AZ	17	ILE
36	AZ	22	GLU
36	AZ	25	ASP
36	AZ	31	LYS
36	AZ	47	VAL
36	AZ	61	THR
36	AZ	75	SER
1	B0	25	LEU
1	B0	43	ASN
1	B0	46	LEU
1	B0	61	CYS
1	B0	76	VAL
1	B0	83	PHE
1	B0	91	LEU
1	B0	97	ASP
2	B1	6	THR
2	B1	10	ARG
2	B1	18	THR
2	B1	27	VAL
2	B1	32	ILE
2	B1	36	GLU
2	B1	41	LEU
2	B1	45	VAL
2	B1	49	CYS
2	B1	55	LEU
3	B2	18	MET
3	B2	21	HIS
3	B2	34	SER
3	B2	36	THR
3	B2	49	ARG
3	B2	56	VAL
3	B2	64	ARG

Continued on next page...

Continued from previous page...

Mol	Chain	Res	Type
3	B2	67	ARG
3	B2	74	SER
3	B2	84	THR
3	B2	86	ILE
3	B2	89	VAL
3	B2	101	THR
3	B2	103	THR
3	B2	108	SER
3	B2	136	THR
3	B2	137	VAL
3	B2	140	ASN
3	B2	144	SER
3	B2	167	PHE
3	B2	173	LEU
3	B2	175	CYS
3	B2	176	ILE
3	B2	177	THR
3	B2	179	ARG
3	B2	183	SER
3	B2	203	LEU
4	B3	3	LEU
4	B3	7	HIS
4	B3	9	LYS
4	B3	13	THR
4	B3	39	SER
4	B3	41	ILE
4	B3	52	LYS
4	B3	54	ASN
4	B3	63	ILE
4	B3	88	LEU
4	B3	92	VAL
4	B3	101	GLU
4	B3	102	SER
4	B3	109	LYS
4	B3	113	ARG
4	B3	115	ARG
4	B3	116	SER
4	B3	117	ARG
4	B3	132	LEU
4	B3	142	ARG
4	B3	148	THR
4	B3	152	ARG

Continued on next page...

Continued from previous page...

Mol	Chain	Res	Type
4	B3	153	ILE
4	B3	161	ASP
4	B3	175	LYS
4	B3	178	THR
4	B3	179	THR
4	B3	196	LYS
5	B4	28	ARG
5	B4	44	SER
5	B4	48	THR
5	B4	50	VAL
5	B4	53	SER
5	B4	63	ILE
5	B4	70	SER
5	B4	71	THR
5	B4	74	ASP
5	B4	80	ASN
5	B4	84	TRP
5	B4	91	ILE
5	B4	92	ASP
5	B4	98	ASN
5	B4	109	THR
5	B4	110	ARG
5	B4	111	ASP
5	B4	115	SER
5	B4	120	TRP
5	B4	127	ARG
5	B4	130	CYS
5	B4	132	THR
5	B4	146	THR
5	B4	155	SER
5	B4	157	THR
5	B4	159	THR
5	B4	207	THR
5	B4	217	THR
5	B4	218	ILE
5	B4	230	ASP
6	B5	10	ARG
6	B5	18	THR
6	B5	21	VAL
6	B5	23	CYS
6	B5	30	VAL
6	B5	33	ASP

Continued on next page...

Continued from previous page...

Mol	Chain	Res	Type
6	B5	37	LYS
6	B5	44	MET
6	B5	49	SER
6	B5	69	LEU
6	B5	89	ARG
6	B5	90	CYS
6	B5	92	GLU
6	B5	95	ARG
7	B6	9	ILE
7	B6	23	ILE
7	B6	31	MET
7	B6	43	MET
7	B6	47	ASN
7	B6	54	CYS
7	B6	58	SER
7	B6	62	CYS
7	B6	63	LYS
7	B6	77	PHE
7	B6	79	ILE
8	B7	9	LYS
8	B7	16	LEU
8	B7	24	LEU
8	B7	35	THR
8	B7	40	LEU
8	B7	47	ARG
8	B7	50	LYS
8	B7	64	THR
9	B8	37	ASP
9	B8	39	VAL
9	B8	51	GLU
9	B8	67	SER
9	B8	68	THR
9	B8	75	VAL
9	B8	76	ASN
9	B8	78	SER
9	B8	84	MET
9	B8	94	GLU
9	B8	115	LYS
10	B9	74	LYS
10	B9	79	SER
10	B9	86	THR
10	B9	93	THR

Continued on next page...

Continued from previous page...

Mol	Chain	Res	Type
10	B9	144	ASP
12	BB	16	SER
12	BB	17	ASN
12	BB	23	ILE
12	BB	38	VAL
12	BB	54	LYS
12	BB	55	LEU
12	BB	63	VAL
12	BB	89	THR
12	BB	105	THR
12	BB	110	LEU
12	BB	134	SER
12	BB	136	VAL
12	BB	159	CYS
12	BB	164	THR
12	BB	169	MET
12	BB	194	MET
13	BC	8	ILE
13	BC	12	LYS
13	BC	29	SER
13	BC	47	THR
13	BC	64	VAL
13	BC	79	ARG
13	BC	85	ASP
13	BC	105	VAL
13	BC	109	ASN
13	BC	137	CYS
13	BC	147	GLN
13	BC	162	CYS
13	BC	163	THR
13	BC	171	ILE
13	BC	201	LYS
13	BC	203	PHE
13	BC	221	ILE
14	BD	3	LYS
14	BD	6	ILE
14	BD	8	THR
14	BD	9	SER
14	BD	16	ARG
14	BD	28	MET
14	BD	44	ARG
14	BD	47	MET

Continued on next page...

Continued from previous page...

Mol	Chain	Res	Type
14	BD	57	ARG
14	BD	63	ASP
14	BD	68	ARG
14	BD	69	ARG
14	BD	79	ARG
14	BD	80	MET
14	BD	86	LEU
14	BD	91	ARG
14	BD	99	LEU
14	BD	100	THR
14	BD	104	LEU
14	BD	105	MET
14	BD	107	ARG
14	BD	108	ARG
14	BD	112	ARG
14	BD	121	SER
14	BD	127	VAL
14	BD	129	ILE
14	BD	142	ASN
14	BD	147	MET
14	BD	149	ARG
14	BD	150	THR
14	BD	160	SER
14	BD	164	LEU
14	BD	171	ARG
15	BE	36	LEU
15	BE	43	SER
15	BE	44	SER
15	BE	52	SER
15	BE	56	LYS
15	BE	57	GLU
15	BE	83	GLN
15	BE	109	ASN
15	BE	157	GLN
15	BE	159	ILE
15	BE	160	THR
15	BE	162	LYS
15	BE	165	SER
15	BE	168	ILE
15	BE	175	ARG
15	BE	194	VAL
15	BE	197	ILE

Continued on next page...

Continued from previous page...

Mol	Chain	Res	Type
15	BE	199	THR
15	BE	205	THR
15	BE	208	ARG
15	BE	211	PHE
15	BE	219	LEU
15	BE	222	THR
15	BE	235	GLU
16	BF	49	LYS
16	BF	60	THR
16	BF	65	ASP
16	BF	66	GLU
17	BG	24	ILE
17	BG	28	CYS
17	BG	42	VAL
17	BG	53	VAL
17	BG	63	ILE
17	BG	66	ARG
17	BG	89	LYS
17	BG	99	THR
17	BG	101	ARG
17	BG	104	LEU
17	BG	120	SER
17	BG	121	THR
17	BG	135	ASP
17	BG	139	MET
17	BG	156	SER
17	BG	160	SER
17	BG	162	ARG
17	BG	164	ILE
18	BH	3	LYS
18	BH	11	LEU
18	BH	12	LYS
18	BH	27	LEU
18	BH	28	ARG
18	BH	30	VAL
18	BH	31	SER
18	BH	44	ASN
18	BH	47	ILE
18	BH	57	ARG
18	BH	65	LEU
18	BH	66	ILE
18	BH	70	ASN

Continued on next page...

Continued from previous page...

Mol	Chain	Res	Type
18	BH	97	ARG
18	BH	101	ASN
18	BH	103	VAL
18	BH	106	THR
18	BH	107	THR
18	BH	121	THR
19	BI	7	GLN
19	BI	12	PHE
19	BI	15	LYS
19	BI	23	SER
19	BI	30	LEU
19	BI	33	VAL
19	BI	36	SER
19	BI	46	LEU
19	BI	66	ASP
19	BI	72	ARG
19	BI	78	SER
19	BI	87	LEU
19	BI	89	LYS
19	BI	126	MET
19	BI	142	LYS
20	BJ	24	THR
20	BJ	31	VAL
20	BJ	45	THR
20	BJ	51	LYS
20	BJ	68	SER
20	BJ	74	SER
20	BJ	76	THR
20	BJ	94	ASN
20	BJ	97	ASP
20	BJ	115	THR
21	BK	14	ILE
21	BK	21	VAL
21	BK	40	THR
21	BK	55	ARG
21	BK	57	THR
21	BK	75	MET
21	BK	91	ASN
21	BK	97	LEU
21	BK	107	GLN
21	BK	122	SER
21	BK	128	ARG

Continued on next page...

Continued from previous page...

Mol	Chain	Res	Type
21	BK	138	ASP
21	BK	139	SER
21	BK	150	ARG
22	BL	3	VAL
22	BL	7	ARG
22	BL	9	ILE
22	BL	10	ARG
22	BL	19	ARG
22	BL	34	LEU
22	BL	36	SER
22	BL	40	ASN
22	BL	52	VAL
22	BL	53	THR
22	BL	76	ARG
22	BL	80	LYS
22	BL	101	VAL
22	BL	109	GLN
22	BL	129	ILE
22	BL	130	SER
23	BM	15	HIS
23	BM	28	THR
23	BM	72	LEU
23	BM	87	ASN
23	BM	88	ARG
23	BM	94	ASP
23	BM	98	TYR
23	BM	99	GLN
23	BM	100	MET
23	BM	115	ARG
23	BM	123	ARG
23	BM	136	GLN
23	BM	138	THR
24	BN	3	ASN
24	BN	32	LYS
24	BN	39	ARG
24	BN	40	ARG
24	BN	43	ARG
24	BN	49	ILE
25	BO	3	ARG
25	BO	7	LYS
25	BO	9	LYS
25	BO	11	LYS

Continued on next page...

Continued from previous page...

Mol	Chain	Res	Type
25	BO	13	ILE
25	BO	14	SER
25	BO	26	LYS
25	BO	34	THR
25	BO	48	THR
25	BO	59	GLN
25	BO	66	ARG
25	BO	93	LEU
25	BO	104	LEU
25	BO	109	LYS
25	BO	118	ILE
25	BO	126	ARG
25	BO	127	LEU
26	BP	2	THR
26	BP	7	THR
26	BP	10	ILE
26	BP	21	LEU
26	BP	24	ASP
26	BP	51	ARG
26	BP	54	VAL
26	BP	77	GLN
26	BP	80	LEU
26	BP	88	ARG
26	BP	95	LEU
26	BP	102	ARG
26	BP	108	LEU
26	BP	110	ARG
26	BP	115	THR
26	BP	122	LYS
26	BP	131	THR
27	BQ	6	GLN
27	BQ	12	GLN
27	BQ	32	ARG
27	BQ	37	ILE
27	BQ	51	THR
27	BQ	61	SER
27	BQ	64	SER
27	BQ	77	THR
27	BQ	84	ILE
27	BQ	87	ARG
27	BQ	93	VAL
27	BQ	98	ARG

Continued on next page...

Continued from previous page...

Mol	Chain	Res	Type
27	BQ	103	HIS
27	BQ	115	SER
27	BQ	117	LYS
27	BQ	128	ARG
27	BQ	133	THR
27	BQ	135	ARG
28	BR	20	HIS
28	BR	32	SER
28	BR	42	LEU
28	BR	48	ASP
28	BR	50	THR
28	BR	67	ILE
28	BR	76	ASN
28	BR	80	SER
28	BR	88	ASN
28	BR	106	ARG
28	BR	107	THR
28	BR	113	ARG
28	BR	117	HIS
28	BR	124	VAL
28	BR	126	PHE
28	BR	147	ILE
28	BR	161	HIS
28	BR	189	SER
28	BR	190	VAL
28	BR	208	THR
28	BR	219	LEU
28	BR	238	LEU
28	BR	246	THR
28	BR	264	ASN
28	BR	274	THR
28	BR	313	THR
29	BS	11	PHE
29	BS	12	THR
29	BS	28	SER
29	BS	36	ASP
29	BS	49	ARG
29	BS	66	ARG
29	BS	83	THR
29	BS	84	HIS
29	BS	88	MET
29	BS	119	LYS

Continued on next page...

Continued from previous page...

Mol	Chain	Res	Type
29	BS	127	THR
30	BT	9	THR
30	BT	45	VAL
30	BT	56	TRP
30	BT	60	ARG
30	BT	76	ILE
30	BT	77	SER
30	BT	89	ARG
30	BT	93	ARG
30	BT	105	ARG
30	BT	117	ILE
30	BT	130	ARG
30	BT	135	GLU
30	BT	143	ILE
30	BT	155	LYS
31	BU	3	ASP
31	BU	20	ASN
31	BU	29	LEU
31	BU	34	ARG
31	BU	50	CYS
31	BU	51	ASP
31	BU	56	VAL
31	BU	71	VAL
31	BU	78	SER
31	BU	100	CYS
32	BV	6	THR
32	BV	8	THR
32	BV	35	LEU
32	BV	37	GLU
32	BV	44	LYS
32	BV	46	LEU
32	BV	60	ARG
32	BV	85	VAL
32	BV	105	MET
32	BV	119	SER
33	BW	11	ARG
33	BW	19	MET
33	BW	38	LEU
33	BW	41	SER
33	BW	42	LEU
33	BW	45	SER
33	BW	51	ARG

Continued on next page...

Continued from previous page...

Mol	Chain	Res	Type
33	BW	82	LYS
33	BW	97	THR
33	BW	107	THR
33	BW	110	ARG
33	BW	115	SER
33	BW	122	LYS
33	BW	141	ILE
33	BW	142	VAL
33	BW	143	THR
33	BW	176	HIS
33	BW	183	CYS
33	BW	186	GLN
33	BW	189	ASN
33	BW	210	CYS
33	BW	214	ASP
33	BW	218	ASN
33	BW	229	VAL
33	BW	230	LEU
33	BW	232	GLN
33	BW	236	SER
33	BW	238	ILE
33	BW	242	SER
33	BW	247	ARG
33	BW	253	GLU
33	BW	256	ARG
34	BX	4	MET
34	BX	5	HIS
34	BX	8	LEU
34	BX	35	SER
34	BX	53	ASP
34	BX	59	SER
34	BX	62	TRP
35	BY	1	MET
35	BY	6	SER
35	BY	7	TYR
35	BY	10	THR
35	BY	16	ILE
35	BY	32	MET
35	BY	43	ASP
35	BY	51	LYS
35	BY	78	SER
35	BY	97	VAL

Continued on next page...

Continued from previous page...

Mol	Chain	Res	Type
35	BY	98	ARG
35	BY	106	MET
35	BY	118	VAL
35	BY	120	GLU
35	BY	137	ARG
35	BY	145	PHE
35	BY	155	LEU
35	BY	186	GLU
35	BY	206	ASN
36	BZ	14	THR
36	BZ	17	ILE
36	BZ	22	GLU
36	BZ	25	ASP
36	BZ	31	LYS
36	BZ	41	SER
36	BZ	47	VAL
36	BZ	61	THR
36	BZ	75	SER
1	C0	25	LEU
1	C0	43	ASN
1	C0	46	LEU
1	C0	61	CYS
1	C0	76	VAL
1	C0	83	PHE
1	C0	91	LEU
1	C0	97	ASP
2	C1	6	THR
2	C1	10	ARG
2	C1	18	THR
2	C1	27	VAL
2	C1	32	ILE
2	C1	36	GLU
2	C1	41	LEU
2	C1	45	VAL
2	C1	49	CYS
2	C1	58	MET
3	C2	18	MET
3	C2	21	HIS
3	C2	34	SER
3	C2	36	THR
3	C2	49	ARG
3	C2	56	VAL

Continued on next page...

Continued from previous page...

Mol	Chain	Res	Type
3	C2	64	ARG
3	C2	67	ARG
3	C2	74	SER
3	C2	84	THR
3	C2	86	ILE
3	C2	89	VAL
3	C2	101	THR
3	C2	103	THR
3	C2	108	SER
3	C2	136	THR
3	C2	137	VAL
3	C2	140	ASN
3	C2	144	SER
3	C2	167	PHE
3	C2	173	LEU
3	C2	175	CYS
3	C2	176	ILE
3	C2	177	THR
3	C2	179	ARG
3	C2	183	SER
3	C2	203	LEU
4	C3	3	LEU
4	C3	7	HIS
4	C3	9	LYS
4	C3	13	THR
4	C3	39	SER
4	C3	41	ILE
4	C3	52	LYS
4	C3	54	ASN
4	C3	63	ILE
4	C3	88	LEU
4	C3	92	VAL
4	C3	101	GLU
4	C3	102	SER
4	C3	109	LYS
4	C3	113	ARG
4	C3	115	ARG
4	C3	116	SER
4	C3	117	ARG
4	C3	132	LEU
4	C3	142	ARG
4	C3	148	THR

Continued on next page...

Continued from previous page...

Mol	Chain	Res	Type
4	C3	152	ARG
4	C3	153	ILE
4	C3	161	ASP
4	C3	175	LYS
4	C3	178	THR
4	C3	179	THR
4	C3	196	LYS
5	C4	28	ARG
5	C4	44	SER
5	C4	48	THR
5	C4	50	VAL
5	C4	53	SER
5	C4	63	ILE
5	C4	70	SER
5	C4	71	THR
5	C4	74	ASP
5	C4	80	ASN
5	C4	84	TRP
5	C4	91	ILE
5	C4	92	ASP
5	C4	98	ASN
5	C4	109	THR
5	C4	110	ARG
5	C4	111	ASP
5	C4	115	SER
5	C4	120	TRP
5	C4	127	ARG
5	C4	130	CYS
5	C4	131	LYS
5	C4	132	THR
5	C4	146	THR
5	C4	155	SER
5	C4	157	THR
5	C4	159	THR
5	C4	207	THR
5	C4	217	THR
5	C4	218	ILE
5	C4	230	ASP
6	C5	10	ARG
6	C5	18	THR
6	C5	21	VAL
6	C5	23	CYS

Continued on next page...

Continued from previous page...

Mol	Chain	Res	Type
6	C5	30	VAL
6	C5	33	ASP
6	C5	37	LYS
6	C5	44	MET
6	C5	49	SER
6	C5	69	LEU
6	C5	89	ARG
6	C5	90	CYS
6	C5	92	GLU
6	C5	95	ARG
7	C6	9	ILE
7	C6	23	ILE
7	C6	31	MET
7	C6	43	MET
7	C6	47	ASN
7	C6	54	CYS
7	C6	58	SER
7	C6	62	CYS
7	C6	63	LYS
7	C6	77	PHE
7	C6	79	ILE
8	C7	9	LYS
8	C7	16	LEU
8	C7	24	LEU
8	C7	35	THR
8	C7	40	LEU
8	C7	47	ARG
8	C7	50	LYS
8	C7	64	THR
9	C8	37	ASP
9	C8	39	VAL
9	C8	51	GLU
9	C8	67	SER
9	C8	68	THR
9	C8	75	VAL
9	C8	76	ASN
9	C8	78	SER
9	C8	84	MET
9	C8	94	GLU
9	C8	115	LYS
10	C9	74	LYS
10	C9	79	SER

Continued on next page...

Continued from previous page...

Mol	Chain	Res	Type
10	C9	86	THR
10	C9	93	THR
10	C9	142	LYS
10	C9	143	ILE
12	CB	16	SER
12	CB	17	ASN
12	CB	23	ILE
12	CB	38	VAL
12	CB	54	LYS
12	CB	55	LEU
12	CB	63	VAL
12	CB	89	THR
12	CB	105	THR
12	CB	110	LEU
12	CB	134	SER
12	CB	136	VAL
12	CB	159	CYS
12	CB	164	THR
12	CB	169	MET
12	CB	194	MET
13	CC	12	LYS
13	CC	29	SER
13	CC	47	THR
13	CC	64	VAL
13	CC	79	ARG
13	CC	85	ASP
13	CC	105	VAL
13	CC	109	ASN
13	CC	137	CYS
13	CC	142	SER
13	CC	147	GLN
13	CC	162	CYS
13	CC	163	THR
13	CC	171	ILE
13	CC	201	LYS
13	CC	203	PHE
13	CC	221	ILE
14	CD	3	LYS
14	CD	6	ILE
14	CD	8	THR
14	CD	9	SER
14	CD	16	ARG

Continued on next page...

Continued from previous page...

Mol	Chain	Res	Type
14	CD	28	MET
14	CD	44	ARG
14	CD	47	MET
14	CD	57	ARG
14	CD	63	ASP
14	CD	68	ARG
14	CD	69	ARG
14	CD	79	ARG
14	CD	80	MET
14	CD	86	LEU
14	CD	99	LEU
14	CD	100	THR
14	CD	104	LEU
14	CD	105	MET
14	CD	107	ARG
14	CD	108	ARG
14	CD	112	ARG
14	CD	121	SER
14	CD	127	VAL
14	CD	129	ILE
14	CD	142	ASN
14	CD	147	MET
14	CD	149	ARG
14	CD	150	THR
14	CD	160	SER
14	CD	164	LEU
14	CD	171	ARG
15	CE	36	LEU
15	CE	43	SER
15	CE	44	SER
15	CE	52	SER
15	CE	56	LYS
15	CE	57	GLU
15	CE	83	GLN
15	CE	109	ASN
15	CE	157	GLN
15	CE	159	ILE
15	CE	160	THR
15	CE	162	LYS
15	CE	165	SER
15	CE	168	ILE
15	CE	175	ARG

Continued on next page...

Continued from previous page...

Mol	Chain	Res	Type
15	CE	194	VAL
15	CE	197	ILE
15	CE	199	THR
15	CE	205	THR
15	CE	208	ARG
15	CE	211	PHE
15	CE	219	LEU
15	CE	222	THR
15	CE	235	GLU
16	CF	49	LYS
16	CF	60	THR
16	CF	65	ASP
16	CF	66	GLU
17	CG	24	ILE
17	CG	28	CYS
17	CG	42	VAL
17	CG	53	VAL
17	CG	63	ILE
17	CG	66	ARG
17	CG	89	LYS
17	CG	92	PHE
17	CG	99	THR
17	CG	101	ARG
17	CG	104	LEU
17	CG	120	SER
17	CG	121	THR
17	CG	135	ASP
17	CG	139	MET
17	CG	156	SER
17	CG	160	SER
17	CG	162	ARG
17	CG	164	ILE
18	CH	3	LYS
18	CH	11	LEU
18	CH	12	LYS
18	CH	27	LEU
18	CH	28	ARG
18	CH	30	VAL
18	CH	31	SER
18	CH	44	ASN
18	CH	47	ILE
18	CH	57	ARG

Continued on next page...

Continued from previous page...

Mol	Chain	Res	Type
18	CH	65	LEU
18	CH	66	ILE
18	CH	70	ASN
18	CH	97	ARG
18	CH	101	ASN
18	CH	103	VAL
18	CH	106	THR
18	CH	107	THR
18	CH	121	THR
19	CI	7	GLN
19	CI	12	PHE
19	CI	15	LYS
19	CI	23	SER
19	CI	30	LEU
19	CI	33	VAL
19	CI	36	SER
19	CI	46	LEU
19	CI	66	ASP
19	CI	72	ARG
19	CI	78	SER
19	CI	87	LEU
19	CI	89	LYS
19	CI	126	MET
19	CI	142	LYS
20	CJ	24	THR
20	CJ	31	VAL
20	CJ	45	THR
20	CJ	51	LYS
20	CJ	68	SER
20	CJ	74	SER
20	CJ	76	THR
20	CJ	94	ASN
20	CJ	97	ASP
20	CJ	115	THR
21	CK	14	ILE
21	CK	21	VAL
21	CK	40	THR
21	CK	55	ARG
21	CK	57	THR
21	CK	75	MET
21	CK	91	ASN
21	CK	97	LEU

Continued on next page...

Continued from previous page...

Mol	Chain	Res	Type
21	CK	107	GLN
21	CK	122	SER
21	CK	128	ARG
21	CK	138	ASP
21	CK	139	SER
21	CK	150	ARG
22	CL	3	VAL
22	CL	7	ARG
22	CL	9	ILE
22	CL	10	ARG
22	CL	19	ARG
22	CL	34	LEU
22	CL	36	SER
22	CL	40	ASN
22	CL	52	VAL
22	CL	53	THR
22	CL	76	ARG
22	CL	80	LYS
22	CL	101	VAL
22	CL	109	GLN
22	CL	129	ILE
22	CL	130	SER
23	CM	15	HIS
23	CM	28	THR
23	CM	72	LEU
23	CM	87	ASN
23	CM	88	ARG
23	CM	94	ASP
23	CM	98	TYR
23	CM	99	GLN
23	CM	100	MET
23	CM	115	ARG
23	CM	123	ARG
23	CM	136	GLN
23	CM	138	THR
24	CN	3	ASN
24	CN	32	LYS
24	CN	39	ARG
24	CN	40	ARG
24	CN	43	ARG
24	CN	49	ILE
25	CO	3	ARG

Continued on next page...

Continued from previous page...

Mol	Chain	Res	Type
25	CO	7	LYS
25	CO	9	LYS
25	CO	11	LYS
25	CO	13	ILE
25	CO	14	SER
25	CO	26	LYS
25	CO	34	THR
25	CO	48	THR
25	CO	59	GLN
25	CO	66	ARG
25	CO	93	LEU
25	CO	104	LEU
25	CO	109	LYS
25	CO	118	ILE
25	CO	126	ARG
25	CO	127	LEU
26	CP	2	THR
26	CP	7	THR
26	CP	10	ILE
26	CP	21	LEU
26	CP	24	ASP
26	CP	51	ARG
26	CP	54	VAL
26	CP	77	GLN
26	CP	80	LEU
26	CP	88	ARG
26	CP	95	LEU
26	CP	102	ARG
26	CP	108	LEU
26	CP	110	ARG
26	CP	115	THR
26	CP	122	LYS
26	CP	144	LYS
27	CQ	6	GLN
27	CQ	12	GLN
27	CQ	32	ARG
27	CQ	37	ILE
27	CQ	51	THR
27	CQ	61	SER
27	CQ	64	SER
27	CQ	77	THR
27	CQ	84	ILE

Continued on next page...

Continued from previous page...

Mol	Chain	Res	Type
27	CQ	87	ARG
27	CQ	93	VAL
27	CQ	98	ARG
27	CQ	103	HIS
27	CQ	115	SER
27	CQ	117	LYS
27	CQ	128	ARG
27	CQ	133	THR
27	CQ	135	ARG
28	CR	20	HIS
28	CR	32	SER
28	CR	42	LEU
28	CR	48	ASP
28	CR	50	THR
28	CR	67	ILE
28	CR	73	THR
28	CR	76	ASN
28	CR	80	SER
28	CR	88	ASN
28	CR	106	ARG
28	CR	107	THR
28	CR	113	ARG
28	CR	117	HIS
28	CR	124	VAL
28	CR	126	PHE
28	CR	147	ILE
28	CR	161	HIS
28	CR	189	SER
28	CR	190	VAL
28	CR	208	THR
28	CR	219	LEU
28	CR	238	LEU
28	CR	246	THR
28	CR	264	ASN
28	CR	274	THR
28	CR	313	THR
29	CS	11	PHE
29	CS	12	THR
29	CS	28	SER
29	CS	36	ASP
29	CS	49	ARG
29	CS	66	ARG

Continued on next page...

Continued from previous page...

Mol	Chain	Res	Type
29	CS	83	THR
29	CS	84	HIS
29	CS	88	MET
29	CS	119	LYS
29	CS	127	THR
30	CT	9	THR
30	CT	45	VAL
30	CT	56	TRP
30	CT	60	ARG
30	CT	76	ILE
30	CT	77	SER
30	CT	89	ARG
30	CT	93	ARG
30	CT	105	ARG
30	CT	117	ILE
30	CT	130	ARG
30	CT	135	GLU
30	CT	155	LYS
31	CU	3	ASP
31	CU	20	ASN
31	CU	29	LEU
31	CU	34	ARG
31	CU	50	CYS
31	CU	51	ASP
31	CU	56	VAL
31	CU	71	VAL
31	CU	78	SER
31	CU	100	CYS
32	CV	6	THR
32	CV	8	THR
32	CV	35	LEU
32	CV	37	GLU
32	CV	44	LYS
32	CV	46	LEU
32	CV	60	ARG
32	CV	105	MET
32	CV	119	SER
33	CW	11	ARG
33	CW	19	MET
33	CW	38	LEU
33	CW	41	SER
33	CW	42	LEU

Continued on next page...

Continued from previous page...

Mol	Chain	Res	Type
33	CW	45	SER
33	CW	51	ARG
33	CW	82	LYS
33	CW	97	THR
33	CW	107	THR
33	CW	110	ARG
33	CW	115	SER
33	CW	122	LYS
33	CW	141	ILE
33	CW	142	VAL
33	CW	143	THR
33	CW	176	HIS
33	CW	183	CYS
33	CW	186	GLN
33	CW	189	ASN
33	CW	210	CYS
33	CW	214	ASP
33	CW	218	ASN
33	CW	229	VAL
33	CW	230	LEU
33	CW	232	GLN
33	CW	236	SER
33	CW	238	ILE
33	CW	242	SER
33	CW	247	ARG
33	CW	253	GLU
33	CW	256	ARG
34	CX	4	MET
34	CX	5	HIS
34	CX	8	LEU
34	CX	53	ASP
34	CX	59	SER
34	CX	62	TRP
35	CY	1	MET
35	CY	6	SER
35	CY	7	TYR
35	CY	10	THR
35	CY	16	ILE
35	CY	32	MET
35	CY	43	ASP
35	CY	51	LYS
35	CY	78	SER

Continued on next page...

Continued from previous page...

Mol	Chain	Res	Type
35	CY	97	VAL
35	CY	98	ARG
35	CY	106	MET
35	CY	118	VAL
35	CY	120	GLU
35	CY	137	ARG
35	CY	145	PHE
35	CY	155	LEU
35	CY	181	ARG
35	CY	186	GLU
35	CY	206	ASN
36	CZ	14	THR
36	CZ	17	ILE
36	CZ	25	ASP
36	CZ	31	LYS
36	CZ	47	VAL
36	CZ	61	THR
36	CZ	75	SER
1	D0	25	LEU
1	D0	43	ASN
1	D0	46	LEU
1	D0	61	CYS
1	D0	76	VAL
1	D0	91	LEU
1	D0	97	ASP
2	D1	6	THR
2	D1	10	ARG
2	D1	18	THR
2	D1	27	VAL
2	D1	32	ILE
2	D1	36	GLU
2	D1	41	LEU
2	D1	45	VAL
2	D1	49	CYS
2	D1	55	LEU
2	D1	58	MET
3	D2	18	MET
3	D2	21	HIS
3	D2	34	SER
3	D2	36	THR
3	D2	49	ARG
3	D2	56	VAL

Continued on next page...

Continued from previous page...

Mol	Chain	Res	Type
3	D2	67	ARG
3	D2	74	SER
3	D2	84	THR
3	D2	86	ILE
3	D2	89	VAL
3	D2	101	THR
3	D2	103	THR
3	D2	108	SER
3	D2	136	THR
3	D2	137	VAL
3	D2	140	ASN
3	D2	144	SER
3	D2	167	PHE
3	D2	173	LEU
3	D2	175	CYS
3	D2	176	ILE
3	D2	177	THR
3	D2	179	ARG
3	D2	183	SER
3	D2	203	LEU
4	D3	3	LEU
4	D3	7	HIS
4	D3	9	LYS
4	D3	13	THR
4	D3	39	SER
4	D3	41	ILE
4	D3	52	LYS
4	D3	54	ASN
4	D3	63	ILE
4	D3	88	LEU
4	D3	92	VAL
4	D3	101	GLU
4	D3	102	SER
4	D3	109	LYS
4	D3	113	ARG
4	D3	115	ARG
4	D3	116	SER
4	D3	117	ARG
4	D3	132	LEU
4	D3	139	LYS
4	D3	142	ARG
4	D3	148	THR

Continued on next page...

Continued from previous page...

Mol	Chain	Res	Type
4	D3	152	ARG
4	D3	153	ILE
4	D3	161	ASP
4	D3	175	LYS
4	D3	178	THR
4	D3	179	THR
4	D3	196	LYS
5	D4	28	ARG
5	D4	44	SER
5	D4	48	THR
5	D4	50	VAL
5	D4	53	SER
5	D4	63	ILE
5	D4	70	SER
5	D4	71	THR
5	D4	74	ASP
5	D4	80	ASN
5	D4	84	TRP
5	D4	91	ILE
5	D4	92	ASP
5	D4	98	ASN
5	D4	109	THR
5	D4	110	ARG
5	D4	111	ASP
5	D4	115	SER
5	D4	120	TRP
5	D4	127	ARG
5	D4	130	CYS
5	D4	132	THR
5	D4	146	THR
5	D4	155	SER
5	D4	157	THR
5	D4	159	THR
5	D4	207	THR
5	D4	217	THR
5	D4	218	ILE
5	D4	230	ASP
6	D5	10	ARG
6	D5	18	THR
6	D5	21	VAL
6	D5	23	CYS
6	D5	30	VAL

Continued on next page...

Continued from previous page...

Mol	Chain	Res	Type
6	D5	33	ASP
6	D5	37	LYS
6	D5	44	MET
6	D5	49	SER
6	D5	69	LEU
6	D5	89	ARG
6	D5	90	CYS
6	D5	92	GLU
6	D5	95	ARG
7	D6	9	ILE
7	D6	23	ILE
7	D6	31	MET
7	D6	43	MET
7	D6	47	ASN
7	D6	54	CYS
7	D6	58	SER
7	D6	62	CYS
7	D6	63	LYS
7	D6	77	PHE
7	D6	79	ILE
8	D7	9	LYS
8	D7	16	LEU
8	D7	24	LEU
8	D7	35	THR
8	D7	40	LEU
8	D7	47	ARG
8	D7	50	LYS
8	D7	64	THR
9	D8	37	ASP
9	D8	39	VAL
9	D8	51	GLU
9	D8	67	SER
9	D8	68	THR
9	D8	75	VAL
9	D8	76	ASN
9	D8	78	SER
9	D8	84	MET
9	D8	94	GLU
9	D8	115	LYS
10	D9	74	LYS
10	D9	79	SER
10	D9	86	THR

Continued on next page...

Continued from previous page...

Mol	Chain	Res	Type
10	D9	93	THR
10	D9	95	LEU
10	D9	98	LEU
10	D9	103	LEU
10	D9	143	ILE
10	D9	144	ASP
12	DB	16	SER
12	DB	17	ASN
12	DB	23	ILE
12	DB	38	VAL
12	DB	54	LYS
12	DB	55	LEU
12	DB	63	VAL
12	DB	89	THR
12	DB	105	THR
12	DB	110	LEU
12	DB	134	SER
12	DB	136	VAL
12	DB	159	CYS
12	DB	164	THR
12	DB	169	MET
12	DB	194	MET
13	DC	8	ILE
13	DC	12	LYS
13	DC	29	SER
13	DC	47	THR
13	DC	64	VAL
13	DC	79	ARG
13	DC	85	ASP
13	DC	105	VAL
13	DC	109	ASN
13	DC	137	CYS
13	DC	142	SER
13	DC	147	GLN
13	DC	162	CYS
13	DC	163	THR
13	DC	171	ILE
13	DC	201	LYS
13	DC	203	PHE
13	DC	221	ILE
14	DD	3	LYS
14	DD	6	ILE

Continued on next page...

Continued from previous page...

Mol	Chain	Res	Type
14	DD	8	THR
14	DD	9	SER
14	DD	16	ARG
14	DD	28	MET
14	DD	44	ARG
14	DD	47	MET
14	DD	57	ARG
14	DD	63	ASP
14	DD	68	ARG
14	DD	69	ARG
14	DD	79	ARG
14	DD	80	MET
14	DD	86	LEU
14	DD	91	ARG
14	DD	99	LEU
14	DD	100	THR
14	DD	104	LEU
14	DD	105	MET
14	DD	107	ARG
14	DD	108	ARG
14	DD	112	ARG
14	DD	121	SER
14	DD	127	VAL
14	DD	129	ILE
14	DD	142	ASN
14	DD	147	MET
14	DD	149	ARG
14	DD	150	THR
14	DD	160	SER
14	DD	164	LEU
14	DD	171	ARG
15	DE	36	LEU
15	DE	43	SER
15	DE	44	SER
15	DE	46	ASP
15	DE	52	SER
15	DE	56	LYS
15	DE	57	GLU
15	DE	83	GLN
15	DE	109	ASN
15	DE	157	GLN
15	DE	159	ILE

Continued on next page...

Continued from previous page...

Mol	Chain	Res	Type
15	DE	160	THR
15	DE	162	LYS
15	DE	165	SER
15	DE	168	ILE
15	DE	175	ARG
15	DE	194	VAL
15	DE	197	ILE
15	DE	199	THR
15	DE	205	THR
15	DE	208	ARG
15	DE	211	PHE
15	DE	219	LEU
15	DE	222	THR
15	DE	235	GLU
16	DF	49	LYS
16	DF	60	THR
16	DF	65	ASP
16	DF	66	GLU
17	DG	24	ILE
17	DG	28	CYS
17	DG	42	VAL
17	DG	53	VAL
17	DG	63	ILE
17	DG	66	ARG
17	DG	89	LYS
17	DG	99	THR
17	DG	101	ARG
17	DG	104	LEU
17	DG	120	SER
17	DG	121	THR
17	DG	135	ASP
17	DG	139	MET
17	DG	156	SER
17	DG	160	SER
17	DG	162	ARG
17	DG	164	ILE
18	DH	3	LYS
18	DH	11	LEU
18	DH	12	LYS
18	DH	27	LEU
18	DH	28	ARG
18	DH	30	VAL

Continued on next page...

Continued from previous page...

Mol	Chain	Res	Type
18	DH	31	SER
18	DH	44	ASN
18	DH	47	ILE
18	DH	57	ARG
18	DH	65	LEU
18	DH	66	ILE
18	DH	70	ASN
18	DH	97	ARG
18	DH	101	ASN
18	DH	103	VAL
18	DH	106	THR
18	DH	107	THR
18	DH	121	THR
19	DI	7	GLN
19	DI	12	PHE
19	DI	15	LYS
19	DI	23	SER
19	DI	30	LEU
19	DI	33	VAL
19	DI	36	SER
19	DI	46	LEU
19	DI	66	ASP
19	DI	72	ARG
19	DI	78	SER
19	DI	87	LEU
19	DI	89	LYS
19	DI	126	MET
19	DI	142	LYS
20	DJ	24	THR
20	DJ	31	VAL
20	DJ	45	THR
20	DJ	51	LYS
20	DJ	68	SER
20	DJ	74	SER
20	DJ	76	THR
20	DJ	94	ASN
20	DJ	97	ASP
20	DJ	115	THR
21	DK	14	ILE
21	DK	21	VAL
21	DK	40	THR
21	DK	55	ARG

Continued on next page...

Continued from previous page...

Mol	Chain	Res	Type
21	DK	57	THR
21	DK	62	VAL
21	DK	75	MET
21	DK	91	ASN
21	DK	97	LEU
21	DK	107	GLN
21	DK	122	SER
21	DK	128	ARG
21	DK	138	ASP
21	DK	139	SER
21	DK	150	ARG
22	DL	3	VAL
22	DL	7	ARG
22	DL	9	ILE
22	DL	10	ARG
22	DL	19	ARG
22	DL	34	LEU
22	DL	36	SER
22	DL	40	ASN
22	DL	52	VAL
22	DL	53	THR
22	DL	76	ARG
22	DL	80	LYS
22	DL	101	VAL
22	DL	109	GLN
22	DL	129	ILE
22	DL	130	SER
23	DM	15	HIS
23	DM	28	THR
23	DM	72	LEU
23	DM	87	ASN
23	DM	88	ARG
23	DM	94	ASP
23	DM	98	TYR
23	DM	99	GLN
23	DM	100	MET
23	DM	115	ARG
23	DM	123	ARG
23	DM	136	GLN
23	DM	138	THR
24	DN	2	PRO
24	DN	3	ASN

Continued on next page...

Continued from previous page...

Mol	Chain	Res	Type
24	DN	32	LYS
24	DN	39	ARG
24	DN	40	ARG
24	DN	43	ARG
24	DN	49	ILE
25	DO	3	ARG
25	DO	7	LYS
25	DO	9	LYS
25	DO	11	LYS
25	DO	13	ILE
25	DO	14	SER
25	DO	26	LYS
25	DO	34	THR
25	DO	48	THR
25	DO	59	GLN
25	DO	66	ARG
25	DO	93	LEU
25	DO	104	LEU
25	DO	109	LYS
25	DO	118	ILE
25	DO	126	ARG
25	DO	127	LEU
26	DP	2	THR
26	DP	7	THR
26	DP	10	ILE
26	DP	21	LEU
26	DP	24	ASP
26	DP	51	ARG
26	DP	54	VAL
26	DP	77	GLN
26	DP	80	LEU
26	DP	88	ARG
26	DP	95	LEU
26	DP	102	ARG
26	DP	108	LEU
26	DP	110	ARG
26	DP	115	THR
26	DP	122	LYS
27	DQ	6	GLN
27	DQ	12	GLN
27	DQ	32	ARG
27	DQ	37	ILE

Continued on next page...

Continued from previous page...

Mol	Chain	Res	Type
27	DQ	51	THR
27	DQ	61	SER
27	DQ	64	SER
27	DQ	77	THR
27	DQ	84	ILE
27	DQ	87	ARG
27	DQ	93	VAL
27	DQ	98	ARG
27	DQ	103	HIS
27	DQ	115	SER
27	DQ	117	LYS
27	DQ	128	ARG
27	DQ	133	THR
27	DQ	135	ARG
28	DR	20	HIS
28	DR	32	SER
28	DR	42	LEU
28	DR	48	ASP
28	DR	50	THR
28	DR	67	ILE
28	DR	73	THR
28	DR	76	ASN
28	DR	80	SER
28	DR	88	ASN
28	DR	106	ARG
28	DR	107	THR
28	DR	113	ARG
28	DR	117	HIS
28	DR	124	VAL
28	DR	126	PHE
28	DR	147	ILE
28	DR	161	HIS
28	DR	189	SER
28	DR	190	VAL
28	DR	208	THR
28	DR	219	LEU
28	DR	238	LEU
28	DR	246	THR
28	DR	264	ASN
28	DR	274	THR
28	DR	313	THR
29	DS	11	PHE

Continued on next page...

Continued from previous page...

Mol	Chain	Res	Type
29	DS	12	THR
29	DS	28	SER
29	DS	36	ASP
29	DS	49	ARG
29	DS	66	ARG
29	DS	83	THR
29	DS	84	HIS
29	DS	88	MET
29	DS	119	LYS
29	DS	127	THR
30	DT	9	THR
30	DT	45	VAL
30	DT	56	TRP
30	DT	60	ARG
30	DT	76	ILE
30	DT	77	SER
30	DT	89	ARG
30	DT	93	ARG
30	DT	105	ARG
30	DT	117	ILE
30	DT	130	ARG
30	DT	135	GLU
30	DT	155	LYS
31	DU	3	ASP
31	DU	20	ASN
31	DU	29	LEU
31	DU	34	ARG
31	DU	50	CYS
31	DU	51	ASP
31	DU	56	VAL
31	DU	71	VAL
31	DU	78	SER
31	DU	100	CYS
32	DV	6	THR
32	DV	8	THR
32	DV	35	LEU
32	DV	37	GLU
32	DV	44	LYS
32	DV	46	LEU
32	DV	60	ARG
32	DV	105	MET
32	DV	119	SER

Continued on next page...

Continued from previous page...

Mol	Chain	Res	Type
33	DW	11	ARG
33	DW	19	MET
33	DW	38	LEU
33	DW	41	SER
33	DW	42	LEU
33	DW	45	SER
33	DW	51	ARG
33	DW	82	LYS
33	DW	97	THR
33	DW	107	THR
33	DW	110	ARG
33	DW	115	SER
33	DW	122	LYS
33	DW	141	ILE
33	DW	142	VAL
33	DW	143	THR
33	DW	176	HIS
33	DW	183	CYS
33	DW	186	GLN
33	DW	189	ASN
33	DW	210	CYS
33	DW	214	ASP
33	DW	218	ASN
33	DW	229	VAL
33	DW	230	LEU
33	DW	232	GLN
33	DW	236	SER
33	DW	238	ILE
33	DW	242	SER
33	DW	247	ARG
33	DW	253	GLU
33	DW	256	ARG
34	DX	4	MET
34	DX	5	HIS
34	DX	8	LEU
34	DX	35	SER
34	DX	53	ASP
34	DX	59	SER
34	DX	62	TRP
35	DY	1	MET
35	DY	6	SER
35	DY	7	TYR

Continued on next page...

Continued from previous page...

Mol	Chain	Res	Type
35	DY	10	THR
35	DY	16	ILE
35	DY	32	MET
35	DY	43	ASP
35	DY	51	LYS
35	DY	78	SER
35	DY	97	VAL
35	DY	98	ARG
35	DY	106	MET
35	DY	118	VAL
35	DY	120	GLU
35	DY	137	ARG
35	DY	145	PHE
35	DY	155	LEU
35	DY	181	ARG
35	DY	186	GLU
35	DY	206	ASN
36	DZ	14	THR
36	DZ	17	ILE
36	DZ	22	GLU
36	DZ	25	ASP
36	DZ	31	LYS
36	DZ	47	VAL
36	DZ	61	THR
36	DZ	75	SER

Sometimes sidechains can be flipped to improve hydrogen bonding and reduce clashes. All (397) such sidechains are listed below:

Mol	Chain	Res	Type
1	A0	84	GLN
1	A0	101	ASN
3	A2	21	HIS
3	A2	124	HIS
3	A2	140	ASN
3	A2	146	HIS
3	A2	157	GLN
3	A2	182	GLN
3	A2	204	GLN
4	A3	7	HIS
4	A3	30	HIS
4	A3	108	HIS
5	A4	78	ASN

Continued on next page...

Continued from previous page...

Mol	Chain	Res	Type
6	A5	17	HIS
7	A6	42	GLN
8	A7	32	HIS
9	A8	41	HIS
9	A8	99	ASN
10	A9	88	HIS
10	A9	106	ASN
10	A9	132	HIS
12	AB	20	GLN
12	AB	42	HIS
12	AB	128	GLN
12	AB	137	ASN
12	AB	200	HIS
13	AC	69	HIS
13	AC	74	GLN
13	AC	109	ASN
13	AC	157	GLN
13	AC	168	ASN
14	AD	38	ASN
14	AD	120	ASN
15	AE	75	HIS
15	AE	109	ASN
15	AE	132	HIS
15	AE	157	GLN
15	AE	210	ASN
15	AE	237	ASN
16	AF	74	ASN
16	AF	99	HIS
17	AG	90	ASN
17	AG	143	ASN
17	AG	174	ASN
17	AG	199	ASN
18	AH	24	GLN
19	AI	17	ASN
20	AJ	94	ASN
21	AK	43	HIS
22	AL	47	HIS
22	AL	98	ASN
23	AM	21	ASN
23	AM	67	ASN
23	AM	122	HIS
23	AM	136	GLN

Continued on next page...

Continued from previous page...

Mol	Chain	Res	Type
24	AN	48	HIS
25	AO	5	GLN
25	AO	71	GLN
25	AO	103	HIS
25	AO	134	ASN
25	AO	144	ASN
26	AP	20	GLN
26	AP	27	HIS
26	AP	77	GLN
27	AQ	6	GLN
27	AQ	103	HIS
28	AR	10	GLN
28	AR	33	GLN
28	AR	76	ASN
28	AR	77	HIS
28	AR	117	HIS
28	AR	130	ASN
28	AR	146	ASN
28	AR	160	ASN
28	AR	161	HIS
28	AR	212	HIS
28	AR	309	ASN
30	AT	3	ASN
31	AU	9	ASN
31	AU	20	ASN
31	AU	54	ASN
31	AU	85	HIS
32	AV	29	HIS
32	AV	48	ASN
32	AV	56	HIS
32	AV	113	ASN
33	AW	8	HIS
33	AW	36	HIS
33	AW	53	ASN
33	AW	176	HIS
33	AW	199	HIS
34	AX	63	HIS
35	AY	112	GLN
35	AY	139	ASN
35	AY	206	ASN
36	AZ	8	GLN
36	AZ	57	ASN

Continued on next page...

Continued from previous page...

Mol	Chain	Res	Type
36	AZ	80	HIS
1	B0	84	GLN
1	B0	101	ASN
3	B2	21	HIS
3	B2	124	HIS
3	B2	140	ASN
3	B2	146	HIS
3	B2	157	GLN
3	B2	182	GLN
3	B2	204	GLN
4	B3	7	HIS
4	B3	30	HIS
5	B4	78	ASN
6	B5	17	HIS
7	B6	42	GLN
8	B7	32	HIS
9	B8	41	HIS
9	B8	99	ASN
10	B9	92	HIS
10	B9	106	ASN
10	B9	132	HIS
12	BB	20	GLN
12	BB	42	HIS
12	BB	128	GLN
12	BB	137	ASN
12	BB	200	HIS
13	BC	69	HIS
13	BC	74	GLN
13	BC	109	ASN
13	BC	157	GLN
13	BC	168	ASN
13	BC	182	GLN
14	BD	38	ASN
14	BD	120	ASN
15	BE	75	HIS
15	BE	109	ASN
15	BE	132	HIS
15	BE	202	GLN
15	BE	210	ASN
15	BE	237	ASN
16	BF	74	ASN
17	BG	90	ASN

Continued on next page...

Continued from previous page...

Mol	Chain	Res	Type
17	BG	143	ASN
17	BG	174	ASN
17	BG	199	ASN
18	BH	24	GLN
19	BI	17	ASN
19	BI	79	GLN
19	BI	102	ASN
20	BJ	94	ASN
21	BK	43	HIS
22	BL	47	HIS
22	BL	78	ASN
22	BL	98	ASN
23	BM	67	ASN
23	BM	97	ASN
23	BM	122	HIS
23	BM	136	GLN
24	BN	48	HIS
25	BO	5	GLN
25	BO	71	GLN
25	BO	103	HIS
25	BO	134	ASN
25	BO	144	ASN
26	BP	20	GLN
26	BP	27	HIS
26	BP	77	GLN
27	BQ	6	GLN
27	BQ	103	HIS
28	BR	10	GLN
28	BR	33	GLN
28	BR	76	ASN
28	BR	77	HIS
28	BR	117	HIS
28	BR	130	ASN
28	BR	146	ASN
28	BR	160	ASN
28	BR	161	HIS
28	BR	212	HIS
28	BR	309	ASN
29	BS	84	HIS
30	BT	3	ASN
30	BT	30	ASN
31	BU	9	ASN

Continued on next page...

Continued from previous page...

Mol	Chain	Res	Type
31	BU	20	ASN
31	BU	54	ASN
31	BU	85	HIS
32	BV	48	ASN
32	BV	56	HIS
32	BV	113	ASN
33	BW	8	HIS
33	BW	36	HIS
33	BW	53	ASN
33	BW	176	HIS
33	BW	199	HIS
34	BX	48	HIS
34	BX	63	HIS
35	BY	112	GLN
35	BY	139	ASN
35	BY	206	ASN
36	BZ	8	GLN
36	BZ	57	ASN
36	BZ	80	HIS
1	C0	84	GLN
1	C0	101	ASN
3	C2	21	HIS
3	C2	124	HIS
3	C2	140	ASN
3	C2	157	GLN
3	C2	182	GLN
3	C2	204	GLN
4	C3	7	HIS
4	C3	30	HIS
4	C3	108	HIS
4	C3	111	GLN
5	C4	78	ASN
6	C5	17	HIS
7	C6	42	GLN
8	C7	32	HIS
9	C8	99	ASN
10	C9	88	HIS
10	C9	106	ASN
10	C9	132	HIS
12	CB	20	GLN
12	CB	42	HIS
12	CB	128	GLN

Continued on next page...

Continued from previous page...

Mol	Chain	Res	Type
12	CB	137	ASN
12	CB	200	HIS
13	CC	69	HIS
13	CC	109	ASN
13	CC	157	GLN
13	CC	168	ASN
14	CD	38	ASN
14	CD	142	ASN
15	CE	75	HIS
15	CE	109	ASN
15	CE	132	HIS
15	CE	202	GLN
15	CE	210	ASN
15	CE	237	ASN
16	CF	74	ASN
17	CG	90	ASN
17	CG	143	ASN
17	CG	174	ASN
17	CG	199	ASN
18	CH	24	GLN
18	CH	56	HIS
19	CI	79	GLN
19	CI	102	ASN
20	CJ	94	ASN
21	CK	43	HIS
22	CL	47	HIS
22	CL	98	ASN
23	CM	21	ASN
23	CM	67	ASN
23	CM	122	HIS
23	CM	136	GLN
24	CN	48	HIS
25	CO	5	GLN
25	CO	71	GLN
25	CO	103	HIS
25	CO	134	ASN
25	CO	144	ASN
26	CP	20	GLN
26	CP	27	HIS
26	CP	77	GLN
27	CQ	6	GLN
27	CQ	103	HIS

Continued on next page...

Continued from previous page...

Mol	Chain	Res	Type
28	CR	10	GLN
28	CR	33	GLN
28	CR	76	ASN
28	CR	77	HIS
28	CR	117	HIS
28	CR	130	ASN
28	CR	146	ASN
28	CR	160	ASN
28	CR	161	HIS
28	CR	178	ASN
28	CR	212	HIS
28	CR	309	ASN
29	CS	84	HIS
30	CT	3	ASN
30	CT	30	ASN
31	CU	9	ASN
31	CU	20	ASN
31	CU	54	ASN
31	CU	85	HIS
32	CV	29	HIS
32	CV	48	ASN
32	CV	56	HIS
32	CV	113	ASN
33	CW	8	HIS
33	CW	36	HIS
33	CW	53	ASN
33	CW	176	HIS
33	CW	199	HIS
33	CW	204	GLN
34	CX	63	HIS
35	CY	112	GLN
35	CY	139	ASN
35	CY	206	ASN
36	CZ	8	GLN
36	CZ	57	ASN
36	CZ	80	HIS
1	D0	84	GLN
1	D0	101	ASN
3	D2	21	HIS
3	D2	124	HIS
3	D2	140	ASN
3	D2	146	HIS

Continued on next page...

Continued from previous page...

Mol	Chain	Res	Type
3	D2	157	GLN
3	D2	182	GLN
3	D2	204	GLN
4	D3	7	HIS
4	D3	30	HIS
4	D3	108	HIS
5	D4	78	ASN
6	D5	17	HIS
7	D6	42	GLN
8	D7	32	HIS
9	D8	41	HIS
9	D8	99	ASN
10	D9	106	ASN
12	DB	20	GLN
12	DB	42	HIS
12	DB	128	GLN
12	DB	137	ASN
12	DB	200	HIS
13	DC	69	HIS
13	DC	74	GLN
13	DC	109	ASN
13	DC	157	GLN
13	DC	168	ASN
14	DD	38	ASN
15	DE	75	HIS
15	DE	109	ASN
15	DE	132	HIS
15	DE	202	GLN
15	DE	210	ASN
15	DE	237	ASN
16	DF	74	ASN
16	DF	99	HIS
17	DG	52	GLN
17	DG	143	ASN
17	DG	174	ASN
17	DG	199	ASN
18	DH	24	GLN
19	DI	17	ASN
19	DI	79	GLN
20	DJ	94	ASN
21	DK	43	HIS
22	DL	47	HIS

Continued on next page...

Continued from previous page...

Mol	Chain	Res	Type
22	DL	78	ASN
22	DL	98	ASN
23	DM	67	ASN
23	DM	122	HIS
23	DM	136	GLN
24	DN	48	HIS
25	DO	5	GLN
25	DO	71	GLN
25	DO	103	HIS
25	DO	134	ASN
25	DO	144	ASN
26	DP	20	GLN
26	DP	27	HIS
26	DP	77	GLN
27	DQ	6	GLN
27	DQ	103	HIS
28	DR	10	GLN
28	DR	33	GLN
28	DR	76	ASN
28	DR	77	HIS
28	DR	117	HIS
28	DR	130	ASN
28	DR	146	ASN
28	DR	160	ASN
28	DR	161	HIS
28	DR	212	HIS
28	DR	309	ASN
29	DS	84	HIS
30	DT	3	ASN
30	DT	30	ASN
31	DU	9	ASN
31	DU	20	ASN
31	DU	54	ASN
32	DV	48	ASN
32	DV	56	HIS
32	DV	113	ASN
33	DW	8	HIS
33	DW	36	HIS
33	DW	53	ASN
33	DW	176	HIS
33	DW	199	HIS
34	DX	63	HIS

Continued on next page...

Continued from previous page...

Mol	Chain	Res	Type
35	DY	112	GLN
35	DY	139	ASN
35	DY	206	ASN
36	DZ	8	GLN
36	DZ	57	ASN
36	DZ	80	HIS

5.3.3 RNA [i](#)

Mol	Chain	Analysed	Backbone Outliers	Pucker Outliers
11	AA	1716/1753 (97%)	647 (37%)	149 (8%)
11	BA	1716/1753 (97%)	652 (37%)	148 (8%)
11	CA	1716/1753 (97%)	649 (37%)	149 (8%)
11	DA	1716/1753 (97%)	647 (37%)	149 (8%)
All	All	6864/7012 (97%)	2595 (37%)	595 (8%)

All (2595) RNA backbone outliers are listed below:

Mol	Chain	Res	Type
11	AA	2	A
11	AA	3	C
11	AA	4	C
11	AA	8	U
11	AA	11	A
11	AA	12	U
11	AA	13	C
11	AA	14	C
11	AA	17	C
11	AA	22	U
11	AA	26	U
11	AA	33	G
11	AA	37	U
11	AA	40	A
11	AA	41	U
11	AA	44	U
11	AA	45	A
11	AA	46	A
11	AA	55	U
11	AA	58	G
11	AA	59	C
11	AA	60	C

Continued on next page...

Continued from previous page...

Mol	Chain	Res	Type
11	AA	62	G
11	AA	64	U
11	AA	65	C
11	AA	66	A
11	AA	71	U
11	AA	72	G
11	AA	73	A
11	AA	74	A
11	AA	75	C
11	AA	76	A
11	AA	77	G
11	AA	80	A
11	AA	83	C
11	AA	85	G
11	AA	99	A
11	AA	100	A
11	AA	101	A
11	AA	106	U
11	AA	107	U
11	AA	110	A
11	AA	112	U
11	AA	122	A
11	AA	123	A
11	AA	124	U
11	AA	125	U
11	AA	126	A
11	AA	132	U
11	AA	134	C
11	AA	135	A
11	AA	147	G
11	AA	149	U
11	AA	152	U
11	AA	153	U
11	AA	155	U
11	AA	157	G
11	AA	160	C
11	AA	161	U
11	AA	163	A
11	AA	164	U
11	AA	165	A
11	AA	168	U
11	AA	169	G

Continued on next page...

Continued from previous page...

Mol	Chain	Res	Type
11	AA	171	U
11	AA	172	U
11	AA	173	A
11	AA	174	A
11	AA	181	G
11	AA	182	U
11	AA	185	C
11	AA	186	C
11	AA	188	G
11	AA	196	A
11	AA	199	G
11	AA	208	A
11	AA	209	G
11	AA	210	A
11	AA	211	U
11	AA	212	A
11	AA	213	U
11	AA	214	U
11	AA	215	A
11	AA	217	A
11	AA	218	C
11	AA	219	C
11	AA	220	A
11	AA	222	U
11	AA	223	C
11	AA	226	A
11	AA	227	G
11	AA	228	C
11	AA	229	A
11	AA	230	A
11	AA	231	U
11	AA	232	G
11	AA	233	U
11	AA	234	G
11	AA	235	A
11	AA	237	U
11	AA	238	G
11	AA	239	A
11	AA	240	G
11	AA	242	U
11	AA	245	A
11	AA	246	U

Continued on next page...

Continued from previous page...

Mol	Chain	Res	Type
11	AA	254	A
11	AA	258	A
11	AA	262	G
11	AA	264	U
11	AA	265	C
11	AA	266	G
11	AA	269	G
11	AA	270	U
11	AA	271	U
11	AA	272	U
11	AA	273	A
11	AA	274	C
11	AA	278	G
11	AA	303	A
11	AA	304	U
11	AA	305	C
11	AA	306	A
11	AA	307	G
11	AA	311	U
11	AA	312	C
11	AA	313	G
11	AA	314	A
11	AA	319	A
11	AA	320	G
11	AA	324	A
11	AA	329	A
11	AA	341	G
11	AA	342	U
11	AA	343	C
11	AA	344	A
11	AA	350	A
11	AA	351	A
11	AA	352	C
11	AA	354	G
11	AA	359	U
11	AA	360	U
11	AA	364	G
11	AA	368	G
11	AA	369	A
11	AA	371	U
11	AA	374	G
11	AA	378	A

Continued on next page...

Continued from previous page...

Mol	Chain	Res	Type
11	AA	379	A
11	AA	381	G
11	AA	388	A
11	AA	391	A
11	AA	392	A
11	AA	393	C
11	AA	394	G
11	AA	402	C
11	AA	405	C
11	AA	407	A
11	AA	409	G
11	AA	410	G
11	AA	413	C
11	AA	414	G
11	AA	415	G
11	AA	416	C
11	AA	417	A
11	AA	418	G
11	AA	422	G
11	AA	426	G
11	AA	428	A
11	AA	429	A
11	AA	431	U
11	AA	436	C
11	AA	437	A
11	AA	440	C
11	AA	444	A
11	AA	445	U
11	AA	447	C
11	AA	448	A
11	AA	452	A
11	AA	453	G
11	AA	460	A
11	AA	461	C
11	AA	466	A
11	AA	467	A
11	AA	469	A
11	AA	479	G
11	AA	481	A
11	AA	482	A
11	AA	483	C
11	AA	485	U

Continued on next page...

Continued from previous page...

Mol	Chain	Res	Type
11	AA	487	C
11	AA	488	G
11	AA	491	U
11	AA	492	C
11	AA	493	U
11	AA	494	A
11	AA	496	G
11	AA	499	A
11	AA	500	U
11	AA	503	A
11	AA	504	A
11	AA	508	A
11	AA	511	A
11	AA	512	C
11	AA	518	A
11	AA	527	A
11	AA	529	C
11	AA	530	G
11	AA	531	A
11	AA	532	G
11	AA	533	G
11	AA	534	A
11	AA	535	A
11	AA	536	C
11	AA	538	A
11	AA	540	U
11	AA	541	G
11	AA	542	G
11	AA	544	G
11	AA	548	A
11	AA	550	G
11	AA	551	U
11	AA	552	C
11	AA	553	A
11	AA	554	U
11	AA	559	C
11	AA	560	C
11	AA	570	G
11	AA	571	G
11	AA	572	U
11	AA	573	A
11	AA	574	A

Continued on next page...

Continued from previous page...

Mol	Chain	Res	Type
11	AA	575	U
11	AA	577	C
11	AA	578	C
11	AA	586	A
11	AA	588	A
11	AA	598	A
11	AA	599	A
11	AA	605	U
11	AA	608	C
11	AA	613	A
11	AA	614	A
11	AA	615	A
11	AA	616	A
11	AA	617	A
11	AA	618	G
11	AA	628	G
11	AA	629	A
11	AA	633	U
11	AA	634	C
11	AA	635	U
11	AA	642	G
11	AA	648	U
11	AA	650	C
11	AA	651	G
11	AA	653	U
11	AA	655	C
11	AA	656	G
11	AA	657	U
11	AA	659	G
11	AA	661	G
11	AA	662	U
11	AA	666	A
11	AA	667	C
11	AA	668	U
11	AA	670	G
11	AA	671	A
11	AA	674	U
11	AA	676	C
11	AA	677	G
11	AA	678	U
11	AA	679	U
11	AA	680	U

Continued on next page...

Continued from previous page...

Mol	Chain	Res	Type
11	AA	681	G
11	AA	682	C
11	AA	722	A
11	AA	724	C
11	AA	727	U
11	AA	728	U
11	AA	729	U
11	AA	739	A
11	AA	743	U
11	AA	749	G
11	AA	750	U
11	AA	751	U
11	AA	758	A
11	AA	759	G
11	AA	762	U
11	AA	764	U
11	AA	765	A
11	AA	766	G
11	AA	772	A
11	AA	777	U
11	AA	781	C
11	AA	785	G
11	AA	786	A
11	AA	792	G
11	AA	793	G
11	AA	794	A
11	AA	795	A
11	AA	797	A
11	AA	798	G
11	AA	799	G
11	AA	800	A
11	AA	805	G
11	AA	808	C
11	AA	811	U
11	AA	812	U
11	AA	813	U
11	AA	814	A
11	AA	815	U
11	AA	817	G
11	AA	819	U
11	AA	820	U
11	AA	821	C

Continued on next page...

Continued from previous page...

Mol	Chain	Res	Type
11	AA	822	U
11	AA	823	U
11	AA	825	G
11	AA	834	A
11	AA	835	U
11	AA	840	A
11	AA	841	A
11	AA	842	U
11	AA	843	A
11	AA	846	G
11	AA	849	A
11	AA	850	G
11	AA	859	A
11	AA	860	U
11	AA	861	U
11	AA	862	A
11	AA	864	U
11	AA	873	G
11	AA	875	C
11	AA	876	A
11	AA	877	G
11	AA	882	G
11	AA	883	A
11	AA	884	A
11	AA	886	U
11	AA	887	U
11	AA	888	C
11	AA	889	U
11	AA	890	U
11	AA	891	G
11	AA	892	G
11	AA	894	U
11	AA	895	U
11	AA	903	G
11	AA	906	U
11	AA	911	A
11	AA	913	U
11	AA	920	G
11	AA	936	U
11	AA	937	U
11	AA	938	U
11	AA	941	A

Continued on next page...

Continued from previous page...

Mol	Chain	Res	Type
11	AA	942	U
11	AA	944	A
11	AA	948	A
11	AA	949	A
11	AA	953	C
11	AA	962	G
11	AA	966	A
11	AA	968	C
11	AA	970	A
11	AA	971	A
11	AA	974	C
11	AA	975	G
11	AA	976	A
11	AA	981	A
11	AA	983	A
11	AA	996	U
11	AA	997	A
11	AA	998	A
11	AA	999	C
11	AA	1002	U
11	AA	1003	A
11	AA	1004	A
11	AA	1006	C
11	AA	1007	U
11	AA	1008	A
11	AA	1014	A
11	AA	1017	C
11	AA	1020	G
11	AA	1025	G
11	AA	1028	G
11	AA	1035	A
11	AA	1036	U
11	AA	1038	U
11	AA	1046	G
11	AA	1055	G
11	AA	1063	A
11	AA	1064	A
11	AA	1069	U
11	AA	1072	G
11	AA	1076	U
11	AA	1080	G
11	AA	1081	G

Continued on next page...

Continued from previous page...

Mol	Chain	Res	Type
11	AA	1083	G
11	AA	1092	U
11	AA	1093	A
11	AA	1099	G
11	AA	1111	A
11	AA	1114	G
11	AA	1122	G
11	AA	1123	G
11	AA	1124	A
11	AA	1128	G
11	AA	1131	C
11	AA	1132	A
11	AA	1136	G
11	AA	1137	A
11	AA	1139	G
11	AA	1140	U
11	AA	1142	G
11	AA	1146	C
11	AA	1147	U
11	AA	1149	C
11	AA	1155	A
11	AA	1157	U
11	AA	1162	C
11	AA	1165	A
11	AA	1166	A
11	AA	1168	A
11	AA	1169	C
11	AA	1171	G
11	AA	1172	G
11	AA	1173	G
11	AA	1174	A
11	AA	1175	A
11	AA	1176	A
11	AA	1181	C
11	AA	1189	A
11	AA	1198	A
11	AA	1199	G
11	AA	1200	G
11	AA	1201	G
11	AA	1202	A
11	AA	1203	U
11	AA	1210	A

Continued on next page...

Continued from previous page...

Mol	Chain	Res	Type
11	AA	1213	G
11	AA	1215	G
11	AA	1216	A
11	AA	1217	G
11	AA	1218	C
11	AA	1219	U
11	AA	1220	C
11	AA	1223	U
11	AA	1224	C
11	AA	1227	G
11	AA	1228	A
11	AA	1229	U
11	AA	1232	U
11	AA	1233	U
11	AA	1235	G
11	AA	1236	G
11	AA	1237	G
11	AA	1242	G
11	AA	1245	G
11	AA	1246	C
11	AA	1247	A
11	AA	1248	U
11	AA	1249	G
11	AA	1256	C
11	AA	1257	U
11	AA	1258	U
11	AA	1264	G
11	AA	1266	G
11	AA	1269	G
11	AA	1270	U
11	AA	1273	U
11	AA	1278	C
11	AA	1279	U
11	AA	1281	G
11	AA	1286	U
11	AA	1287	U
11	AA	1288	C
11	AA	1290	G
11	AA	1293	A
11	AA	1296	G
11	AA	1297	A
11	AA	1311	C

Continued on next page...

Continued from previous page...

Mol	Chain	Res	Type
11	AA	1316	A
11	AA	1318	C
11	AA	1319	U
11	AA	1320	A
11	AA	1321	G
11	AA	1327	U
11	AA	1331	A
11	AA	1333	A
11	AA	1334	U
11	AA	1339	G
11	AA	1343	G
11	AA	1344	U
11	AA	1345	A
11	AA	1347	U
11	AA	1348	U
11	AA	1349	C
11	AA	1351	U
11	AA	1358	A
11	AA	1359	C
11	AA	1360	U
11	AA	1365	U
11	AA	1366	G
11	AA	1368	A
11	AA	1369	A
11	AA	1370	U
11	AA	1371	A
11	AA	1372	A
11	AA	1373	G
11	AA	1381	A
11	AA	1383	G
11	AA	1384	U
11	AA	1385	U
11	AA	1386	U
11	AA	1395	A
11	AA	1396	A
11	AA	1397	C
11	AA	1398	A
11	AA	1399	G
11	AA	1400	G
11	AA	1402	C
11	AA	1403	U
11	AA	1404	G

Continued on next page...

Continued from previous page...

Mol	Chain	Res	Type
11	AA	1406	G
11	AA	1407	A
11	AA	1408	U
11	AA	1415	A
11	AA	1416	G
11	AA	1417	A
11	AA	1419	G
11	AA	1421	G
11	AA	1424	C
11	AA	1425	G
11	AA	1428	C
11	AA	1429	G
11	AA	1430	C
11	AA	1431	A
11	AA	1432	C
11	AA	1435	G
11	AA	1437	G
11	AA	1442	A
11	AA	1444	U
11	AA	1445	G
11	AA	1448	U
11	AA	1449	G
11	AA	1452	G
11	AA	1453	C
11	AA	1458	A
11	AA	1461	A
11	AA	1462	U
11	AA	1463	U
11	AA	1464	U
11	AA	1466	C
11	AA	1467	U
11	AA	1469	U
11	AA	1477	A
11	AA	1478	G
11	AA	1479	G
11	AA	1480	U
11	AA	1481	A
11	AA	1487	A
11	AA	1488	A
11	AA	1489	U
11	AA	1492	U
11	AA	1493	A

Continued on next page...

Continued from previous page...

Mol	Chain	Res	Type
11	AA	1494	U
11	AA	1495	U
11	AA	1496	A
11	AA	1498	U
11	AA	1505	C
11	AA	1506	G
11	AA	1507	U
11	AA	1508	G
11	AA	1509	U
11	AA	1510	U
11	AA	1511	A
11	AA	1512	G
11	AA	1514	G
11	AA	1519	U
11	AA	1526	G
11	AA	1528	A
11	AA	1529	U
11	AA	1530	U
11	AA	1531	G
11	AA	1532	U
11	AA	1533	G
11	AA	1536	U
11	AA	1538	U
11	AA	1539	U
11	AA	1540	G
11	AA	1545	A
11	AA	1547	G
11	AA	1549	A
11	AA	1556	G
11	AA	1557	U
11	AA	1558	A
11	AA	1562	G
11	AA	1572	A
11	AA	1573	G
11	AA	1579	G
11	AA	1583	A
11	AA	1590	C
11	AA	1597	G
11	AA	1603	A
11	AA	1604	C
11	AA	1606	C
11	AA	1607	A

Continued on next page...

Continued from previous page...

Mol	Chain	Res	Type
11	AA	1608	C
11	AA	1609	C
11	AA	1610	G
11	AA	1623	A
11	AA	1627	A
11	AA	1635	U
11	AA	1652	A
11	AA	1659	C
11	AA	1660	A
11	AA	1661	G
11	AA	1662	C
11	AA	1663	A
11	AA	1666	G
11	AA	1668	U
11	AA	1681	G
11	AA	1685	A
11	AA	1710	G
11	AA	1714	U
11	AA	1717	C
11	AA	1718	A
11	AA	1719	A
11	AA	1720	G
11	AA	1721	G
11	AA	1722	U
11	AA	1724	U
11	AA	1731	G
11	AA	1733	G
11	AA	1735	A
11	AA	1736	C
11	AA	1745	G
11	AA	1746	G
11	AA	1747	A
11	AA	1748	U
11	AA	1749	C
11	AA	1750	A
11	AA	1752	U
11	AA	1753	A
11	BA	2	A
11	BA	3	C
11	BA	4	C
11	BA	8	U
11	BA	11	A

Continued on next page...

Continued from previous page...

Mol	Chain	Res	Type
11	BA	12	U
11	BA	13	C
11	BA	14	C
11	BA	17	C
11	BA	22	U
11	BA	26	U
11	BA	33	G
11	BA	37	U
11	BA	40	A
11	BA	41	U
11	BA	44	U
11	BA	46	A
11	BA	55	U
11	BA	58	G
11	BA	59	C
11	BA	60	C
11	BA	62	G
11	BA	64	U
11	BA	65	C
11	BA	66	A
11	BA	71	U
11	BA	72	G
11	BA	73	A
11	BA	74	A
11	BA	75	C
11	BA	76	A
11	BA	77	G
11	BA	80	A
11	BA	83	C
11	BA	85	G
11	BA	99	A
11	BA	100	A
11	BA	101	A
11	BA	106	U
11	BA	107	U
11	BA	110	A
11	BA	112	U
11	BA	122	A
11	BA	123	A
11	BA	124	U
11	BA	125	U
11	BA	126	A

Continued on next page...

Continued from previous page...

Mol	Chain	Res	Type
11	BA	132	U
11	BA	134	C
11	BA	135	A
11	BA	147	G
11	BA	149	U
11	BA	152	U
11	BA	153	U
11	BA	155	U
11	BA	157	G
11	BA	160	C
11	BA	161	U
11	BA	163	A
11	BA	164	U
11	BA	165	A
11	BA	168	U
11	BA	169	G
11	BA	171	U
11	BA	172	U
11	BA	173	A
11	BA	174	A
11	BA	181	G
11	BA	182	U
11	BA	185	C
11	BA	186	C
11	BA	188	G
11	BA	196	A
11	BA	199	G
11	BA	208	A
11	BA	210	A
11	BA	211	U
11	BA	212	A
11	BA	213	U
11	BA	214	U
11	BA	215	A
11	BA	216	G
11	BA	217	A
11	BA	218	C
11	BA	219	C
11	BA	220	A
11	BA	222	U
11	BA	223	C
11	BA	226	A

Continued on next page...

Continued from previous page...

Mol	Chain	Res	Type
11	BA	227	G
11	BA	228	C
11	BA	229	A
11	BA	230	A
11	BA	231	U
11	BA	232	G
11	BA	233	U
11	BA	234	G
11	BA	235	A
11	BA	237	U
11	BA	238	G
11	BA	239	A
11	BA	240	G
11	BA	242	U
11	BA	243	G
11	BA	246	U
11	BA	247	C
11	BA	254	A
11	BA	258	A
11	BA	262	G
11	BA	264	U
11	BA	265	C
11	BA	266	G
11	BA	269	G
11	BA	270	U
11	BA	271	U
11	BA	272	U
11	BA	273	A
11	BA	274	C
11	BA	278	G
11	BA	303	A
11	BA	304	U
11	BA	305	C
11	BA	306	A
11	BA	307	G
11	BA	311	U
11	BA	312	C
11	BA	313	G
11	BA	314	A
11	BA	319	A
11	BA	320	G
11	BA	324	A

Continued on next page...

Continued from previous page...

Mol	Chain	Res	Type
11	BA	329	A
11	BA	341	G
11	BA	342	U
11	BA	343	C
11	BA	344	A
11	BA	350	A
11	BA	351	A
11	BA	352	C
11	BA	354	G
11	BA	359	U
11	BA	360	U
11	BA	364	G
11	BA	368	G
11	BA	369	A
11	BA	371	U
11	BA	374	G
11	BA	378	A
11	BA	379	A
11	BA	380	G
11	BA	381	G
11	BA	388	A
11	BA	391	A
11	BA	392	A
11	BA	393	C
11	BA	394	G
11	BA	402	C
11	BA	405	C
11	BA	407	A
11	BA	409	G
11	BA	410	G
11	BA	413	C
11	BA	414	G
11	BA	415	G
11	BA	416	C
11	BA	417	A
11	BA	418	G
11	BA	422	G
11	BA	426	G
11	BA	428	A
11	BA	429	A
11	BA	431	U
11	BA	436	C

Continued on next page...

Continued from previous page...

Mol	Chain	Res	Type
11	BA	437	A
11	BA	440	C
11	BA	444	A
11	BA	445	U
11	BA	447	C
11	BA	448	A
11	BA	452	A
11	BA	453	G
11	BA	460	A
11	BA	461	C
11	BA	466	A
11	BA	467	A
11	BA	468	U
11	BA	469	A
11	BA	471	C
11	BA	474	G
11	BA	478	G
11	BA	479	G
11	BA	481	A
11	BA	482	A
11	BA	483	C
11	BA	485	U
11	BA	487	C
11	BA	488	G
11	BA	490	U
11	BA	492	C
11	BA	493	U
11	BA	494	A
11	BA	496	G
11	BA	498	C
11	BA	499	A
11	BA	500	U
11	BA	503	A
11	BA	504	A
11	BA	508	A
11	BA	511	A
11	BA	512	C
11	BA	518	A
11	BA	527	A
11	BA	529	C
11	BA	530	G
11	BA	531	A

Continued on next page...

Continued from previous page...

Mol	Chain	Res	Type
11	BA	532	G
11	BA	533	G
11	BA	534	A
11	BA	535	A
11	BA	536	C
11	BA	538	A
11	BA	540	U
11	BA	541	G
11	BA	542	G
11	BA	544	G
11	BA	548	A
11	BA	550	G
11	BA	551	U
11	BA	552	C
11	BA	553	A
11	BA	554	U
11	BA	559	C
11	BA	560	C
11	BA	570	G
11	BA	571	G
11	BA	572	U
11	BA	573	A
11	BA	574	A
11	BA	575	U
11	BA	577	C
11	BA	578	C
11	BA	586	A
11	BA	588	A
11	BA	598	A
11	BA	599	A
11	BA	605	U
11	BA	608	C
11	BA	613	A
11	BA	614	A
11	BA	615	A
11	BA	616	A
11	BA	617	A
11	BA	618	G
11	BA	628	G
11	BA	629	A
11	BA	633	U
11	BA	634	C

Continued on next page...

Continued from previous page...

Mol	Chain	Res	Type
11	BA	635	U
11	BA	642	G
11	BA	646	A
11	BA	647	U
11	BA	648	U
11	BA	650	C
11	BA	651	G
11	BA	653	U
11	BA	655	C
11	BA	656	G
11	BA	657	U
11	BA	661	G
11	BA	662	U
11	BA	665	A
11	BA	666	A
11	BA	670	G
11	BA	673	A
11	BA	674	U
11	BA	676	C
11	BA	677	G
11	BA	680	U
11	BA	681	G
11	BA	682	C
11	BA	720	U
11	BA	721	A
11	BA	722	A
11	BA	727	U
11	BA	728	U
11	BA	729	U
11	BA	739	A
11	BA	743	U
11	BA	749	G
11	BA	750	U
11	BA	751	U
11	BA	758	A
11	BA	759	G
11	BA	762	U
11	BA	764	U
11	BA	765	A
11	BA	766	G
11	BA	772	A
11	BA	777	U

Continued on next page...

Continued from previous page...

Mol	Chain	Res	Type
11	BA	781	C
11	BA	785	G
11	BA	786	A
11	BA	792	G
11	BA	794	A
11	BA	795	A
11	BA	797	A
11	BA	798	G
11	BA	799	G
11	BA	800	A
11	BA	805	G
11	BA	808	C
11	BA	811	U
11	BA	812	U
11	BA	813	U
11	BA	814	A
11	BA	815	U
11	BA	817	G
11	BA	819	U
11	BA	820	U
11	BA	821	C
11	BA	822	U
11	BA	823	U
11	BA	825	G
11	BA	834	A
11	BA	835	U
11	BA	840	A
11	BA	841	A
11	BA	842	U
11	BA	843	A
11	BA	846	G
11	BA	849	A
11	BA	850	G
11	BA	859	A
11	BA	860	U
11	BA	862	A
11	BA	864	U
11	BA	873	G
11	BA	875	C
11	BA	876	A
11	BA	877	G
11	BA	882	G

Continued on next page...

Continued from previous page...

Mol	Chain	Res	Type
11	BA	883	A
11	BA	884	A
11	BA	886	U
11	BA	887	U
11	BA	888	C
11	BA	889	U
11	BA	890	U
11	BA	891	G
11	BA	892	G
11	BA	894	U
11	BA	895	U
11	BA	903	G
11	BA	906	U
11	BA	907	A
11	BA	911	A
11	BA	913	U
11	BA	920	G
11	BA	936	U
11	BA	937	U
11	BA	938	U
11	BA	941	A
11	BA	942	U
11	BA	944	A
11	BA	948	A
11	BA	949	A
11	BA	953	C
11	BA	962	G
11	BA	966	A
11	BA	968	C
11	BA	970	A
11	BA	971	A
11	BA	974	C
11	BA	975	G
11	BA	976	A
11	BA	981	A
11	BA	983	A
11	BA	996	U
11	BA	997	A
11	BA	998	A
11	BA	999	C
11	BA	1002	U
11	BA	1003	A

Continued on next page...

Continued from previous page...

Mol	Chain	Res	Type
11	BA	1004	A
11	BA	1006	C
11	BA	1007	U
11	BA	1008	A
11	BA	1014	A
11	BA	1017	C
11	BA	1020	G
11	BA	1025	G
11	BA	1028	G
11	BA	1035	A
11	BA	1036	U
11	BA	1038	U
11	BA	1046	G
11	BA	1055	G
11	BA	1063	A
11	BA	1064	A
11	BA	1069	U
11	BA	1072	G
11	BA	1076	U
11	BA	1080	G
11	BA	1081	G
11	BA	1083	G
11	BA	1092	U
11	BA	1093	A
11	BA	1099	G
11	BA	1111	A
11	BA	1114	G
11	BA	1122	G
11	BA	1123	G
11	BA	1124	A
11	BA	1131	C
11	BA	1136	G
11	BA	1137	A
11	BA	1139	G
11	BA	1140	U
11	BA	1142	G
11	BA	1146	C
11	BA	1147	U
11	BA	1149	C
11	BA	1155	A
11	BA	1157	U
11	BA	1162	C

Continued on next page...

Continued from previous page...

Mol	Chain	Res	Type
11	BA	1165	A
11	BA	1166	A
11	BA	1168	A
11	BA	1169	C
11	BA	1171	G
11	BA	1172	G
11	BA	1173	G
11	BA	1174	A
11	BA	1175	A
11	BA	1176	A
11	BA	1181	C
11	BA	1189	A
11	BA	1198	A
11	BA	1199	G
11	BA	1200	G
11	BA	1201	G
11	BA	1202	A
11	BA	1203	U
11	BA	1210	A
11	BA	1213	G
11	BA	1215	G
11	BA	1216	A
11	BA	1217	G
11	BA	1218	C
11	BA	1219	U
11	BA	1220	C
11	BA	1223	U
11	BA	1224	C
11	BA	1227	G
11	BA	1228	A
11	BA	1229	U
11	BA	1232	U
11	BA	1233	U
11	BA	1235	G
11	BA	1236	G
11	BA	1237	G
11	BA	1242	G
11	BA	1245	G
11	BA	1246	C
11	BA	1247	A
11	BA	1248	U
11	BA	1249	G

Continued on next page...

Continued from previous page...

Mol	Chain	Res	Type
11	BA	1256	C
11	BA	1257	U
11	BA	1258	U
11	BA	1264	G
11	BA	1266	G
11	BA	1269	G
11	BA	1270	U
11	BA	1273	U
11	BA	1278	C
11	BA	1279	U
11	BA	1281	G
11	BA	1286	U
11	BA	1287	U
11	BA	1288	C
11	BA	1290	G
11	BA	1293	A
11	BA	1296	G
11	BA	1297	A
11	BA	1311	C
11	BA	1316	A
11	BA	1317	A
11	BA	1318	C
11	BA	1319	U
11	BA	1320	A
11	BA	1321	G
11	BA	1327	U
11	BA	1331	A
11	BA	1333	A
11	BA	1334	U
11	BA	1339	G
11	BA	1343	G
11	BA	1344	U
11	BA	1345	A
11	BA	1347	U
11	BA	1348	U
11	BA	1349	C
11	BA	1351	U
11	BA	1358	A
11	BA	1359	C
11	BA	1360	U
11	BA	1365	U
11	BA	1366	G

Continued on next page...

Continued from previous page...

Mol	Chain	Res	Type
11	BA	1368	A
11	BA	1369	A
11	BA	1370	U
11	BA	1371	A
11	BA	1372	A
11	BA	1373	G
11	BA	1381	A
11	BA	1383	G
11	BA	1384	U
11	BA	1385	U
11	BA	1386	U
11	BA	1395	A
11	BA	1396	A
11	BA	1397	C
11	BA	1398	A
11	BA	1399	G
11	BA	1400	G
11	BA	1402	C
11	BA	1403	U
11	BA	1404	G
11	BA	1406	G
11	BA	1407	A
11	BA	1408	U
11	BA	1415	A
11	BA	1416	G
11	BA	1417	A
11	BA	1419	G
11	BA	1421	G
11	BA	1424	C
11	BA	1425	G
11	BA	1428	C
11	BA	1429	G
11	BA	1430	C
11	BA	1431	A
11	BA	1432	C
11	BA	1435	G
11	BA	1437	G
11	BA	1442	A
11	BA	1444	U
11	BA	1445	G
11	BA	1448	U
11	BA	1449	G

Continued on next page...

Continued from previous page...

Mol	Chain	Res	Type
11	BA	1452	G
11	BA	1453	C
11	BA	1458	A
11	BA	1459	G
11	BA	1461	A
11	BA	1462	U
11	BA	1463	U
11	BA	1464	U
11	BA	1466	C
11	BA	1467	U
11	BA	1469	U
11	BA	1477	A
11	BA	1478	G
11	BA	1479	G
11	BA	1480	U
11	BA	1481	A
11	BA	1487	A
11	BA	1488	A
11	BA	1489	U
11	BA	1492	U
11	BA	1493	A
11	BA	1494	U
11	BA	1495	U
11	BA	1496	A
11	BA	1498	U
11	BA	1505	C
11	BA	1506	G
11	BA	1507	U
11	BA	1508	G
11	BA	1509	U
11	BA	1510	U
11	BA	1511	A
11	BA	1512	G
11	BA	1514	G
11	BA	1519	U
11	BA	1526	G
11	BA	1528	A
11	BA	1529	U
11	BA	1530	U
11	BA	1531	G
11	BA	1532	U
11	BA	1533	G

Continued on next page...

Continued from previous page...

Mol	Chain	Res	Type
11	BA	1536	U
11	BA	1538	U
11	BA	1539	U
11	BA	1540	G
11	BA	1545	A
11	BA	1547	G
11	BA	1549	A
11	BA	1556	G
11	BA	1557	U
11	BA	1558	A
11	BA	1562	G
11	BA	1572	A
11	BA	1573	G
11	BA	1579	G
11	BA	1583	A
11	BA	1590	C
11	BA	1597	G
11	BA	1603	A
11	BA	1604	C
11	BA	1606	C
11	BA	1607	A
11	BA	1608	C
11	BA	1609	C
11	BA	1610	G
11	BA	1623	A
11	BA	1627	A
11	BA	1635	U
11	BA	1649	U
11	BA	1652	A
11	BA	1659	C
11	BA	1660	A
11	BA	1661	G
11	BA	1662	C
11	BA	1663	A
11	BA	1666	G
11	BA	1668	U
11	BA	1681	G
11	BA	1685	A
11	BA	1710	G
11	BA	1714	U
11	BA	1717	C
11	BA	1718	A

Continued on next page...

Continued from previous page...

Mol	Chain	Res	Type
11	BA	1719	A
11	BA	1720	G
11	BA	1721	G
11	BA	1722	U
11	BA	1724	U
11	BA	1731	G
11	BA	1733	G
11	BA	1735	A
11	BA	1736	C
11	BA	1737	C
11	BA	1745	G
11	BA	1746	G
11	BA	1747	A
11	BA	1749	C
11	BA	1750	A
11	BA	1752	U
11	BA	1753	A
11	CA	2	A
11	CA	3	C
11	CA	4	C
11	CA	8	U
11	CA	11	A
11	CA	12	U
11	CA	13	C
11	CA	14	C
11	CA	17	C
11	CA	22	U
11	CA	26	U
11	CA	33	G
11	CA	37	U
11	CA	40	A
11	CA	41	U
11	CA	44	U
11	CA	46	A
11	CA	55	U
11	CA	58	G
11	CA	59	C
11	CA	60	C
11	CA	62	G
11	CA	64	U
11	CA	65	C
11	CA	66	A

Continued on next page...

Continued from previous page...

Mol	Chain	Res	Type
11	CA	71	U
11	CA	72	G
11	CA	73	A
11	CA	74	A
11	CA	75	C
11	CA	76	A
11	CA	77	G
11	CA	80	A
11	CA	83	C
11	CA	85	G
11	CA	99	A
11	CA	100	A
11	CA	101	A
11	CA	106	U
11	CA	107	U
11	CA	110	A
11	CA	112	U
11	CA	122	A
11	CA	123	A
11	CA	124	U
11	CA	125	U
11	CA	126	A
11	CA	132	U
11	CA	134	C
11	CA	135	A
11	CA	147	G
11	CA	149	U
11	CA	152	U
11	CA	153	U
11	CA	155	U
11	CA	157	G
11	CA	160	C
11	CA	161	U
11	CA	163	A
11	CA	164	U
11	CA	165	A
11	CA	168	U
11	CA	169	G
11	CA	171	U
11	CA	172	U
11	CA	173	A
11	CA	174	A

Continued on next page...

Continued from previous page...

Mol	Chain	Res	Type
11	CA	181	G
11	CA	182	U
11	CA	185	C
11	CA	186	C
11	CA	188	G
11	CA	196	A
11	CA	199	G
11	CA	208	A
11	CA	210	A
11	CA	211	U
11	CA	212	A
11	CA	213	U
11	CA	214	U
11	CA	215	A
11	CA	216	G
11	CA	217	A
11	CA	218	C
11	CA	219	C
11	CA	220	A
11	CA	222	U
11	CA	223	C
11	CA	226	A
11	CA	227	G
11	CA	228	C
11	CA	229	A
11	CA	230	A
11	CA	232	G
11	CA	233	U
11	CA	234	G
11	CA	235	A
11	CA	237	U
11	CA	238	G
11	CA	239	A
11	CA	240	G
11	CA	244	A
11	CA	245	A
11	CA	246	U
11	CA	247	C
11	CA	254	A
11	CA	258	A
11	CA	262	G
11	CA	264	U

Continued on next page...

Continued from previous page...

Mol	Chain	Res	Type
11	CA	265	C
11	CA	266	G
11	CA	269	G
11	CA	270	U
11	CA	271	U
11	CA	272	U
11	CA	273	A
11	CA	274	C
11	CA	278	G
11	CA	303	A
11	CA	304	U
11	CA	305	C
11	CA	306	A
11	CA	307	G
11	CA	311	U
11	CA	312	C
11	CA	313	G
11	CA	314	A
11	CA	319	A
11	CA	320	G
11	CA	324	A
11	CA	328	G
11	CA	329	A
11	CA	341	G
11	CA	342	U
11	CA	343	C
11	CA	344	A
11	CA	350	A
11	CA	351	A
11	CA	352	C
11	CA	354	G
11	CA	359	U
11	CA	360	U
11	CA	364	G
11	CA	368	G
11	CA	369	A
11	CA	371	U
11	CA	374	G
11	CA	378	A
11	CA	379	A
11	CA	381	G
11	CA	388	A

Continued on next page...

Continued from previous page...

Mol	Chain	Res	Type
11	CA	391	A
11	CA	392	A
11	CA	393	C
11	CA	394	G
11	CA	402	C
11	CA	405	C
11	CA	407	A
11	CA	409	G
11	CA	410	G
11	CA	413	C
11	CA	414	G
11	CA	415	G
11	CA	416	C
11	CA	417	A
11	CA	418	G
11	CA	422	G
11	CA	426	G
11	CA	428	A
11	CA	429	A
11	CA	431	U
11	CA	436	C
11	CA	437	A
11	CA	440	C
11	CA	444	A
11	CA	445	U
11	CA	447	C
11	CA	448	A
11	CA	452	A
11	CA	453	G
11	CA	460	A
11	CA	461	C
11	CA	466	A
11	CA	467	A
11	CA	471	C
11	CA	473	A
11	CA	479	G
11	CA	482	A
11	CA	483	C
11	CA	485	U
11	CA	487	C
11	CA	488	G
11	CA	492	C

Continued on next page...

Continued from previous page...

Mol	Chain	Res	Type
11	CA	493	U
11	CA	494	A
11	CA	496	G
11	CA	499	A
11	CA	500	U
11	CA	503	A
11	CA	504	A
11	CA	508	A
11	CA	511	A
11	CA	512	C
11	CA	518	A
11	CA	527	A
11	CA	529	C
11	CA	530	G
11	CA	531	A
11	CA	532	G
11	CA	533	G
11	CA	534	A
11	CA	535	A
11	CA	536	C
11	CA	538	A
11	CA	540	U
11	CA	541	G
11	CA	542	G
11	CA	544	G
11	CA	548	A
11	CA	550	G
11	CA	551	U
11	CA	552	C
11	CA	553	A
11	CA	554	U
11	CA	559	C
11	CA	560	C
11	CA	570	G
11	CA	571	G
11	CA	572	U
11	CA	573	A
11	CA	574	A
11	CA	575	U
11	CA	577	C
11	CA	578	C
11	CA	586	A

Continued on next page...

Continued from previous page...

Mol	Chain	Res	Type
11	CA	588	A
11	CA	598	A
11	CA	599	A
11	CA	605	U
11	CA	608	C
11	CA	613	A
11	CA	614	A
11	CA	615	A
11	CA	616	A
11	CA	617	A
11	CA	618	G
11	CA	619	C
11	CA	628	G
11	CA	629	A
11	CA	633	U
11	CA	634	C
11	CA	635	U
11	CA	642	G
11	CA	645	C
11	CA	647	U
11	CA	648	U
11	CA	650	C
11	CA	651	G
11	CA	655	C
11	CA	656	G
11	CA	657	U
11	CA	659	G
11	CA	661	G
11	CA	662	U
11	CA	665	A
11	CA	666	A
11	CA	668	U
11	CA	670	G
11	CA	673	A
11	CA	674	U
11	CA	676	C
11	CA	677	G
11	CA	678	U
11	CA	679	U
11	CA	680	U
11	CA	681	G
11	CA	682	C

Continued on next page...

Continued from previous page...

Mol	Chain	Res	Type
11	CA	727	U
11	CA	728	U
11	CA	729	U
11	CA	739	A
11	CA	743	U
11	CA	749	G
11	CA	750	U
11	CA	751	U
11	CA	758	A
11	CA	759	G
11	CA	762	U
11	CA	764	U
11	CA	765	A
11	CA	766	G
11	CA	772	A
11	CA	777	U
11	CA	781	C
11	CA	785	G
11	CA	786	A
11	CA	792	G
11	CA	793	G
11	CA	794	A
11	CA	795	A
11	CA	797	A
11	CA	798	G
11	CA	799	G
11	CA	800	A
11	CA	805	G
11	CA	808	C
11	CA	811	U
11	CA	812	U
11	CA	813	U
11	CA	814	A
11	CA	815	U
11	CA	817	G
11	CA	819	U
11	CA	820	U
11	CA	821	C
11	CA	822	U
11	CA	823	U
11	CA	825	G
11	CA	834	A

Continued on next page...

Continued from previous page...

Mol	Chain	Res	Type
11	CA	835	U
11	CA	840	A
11	CA	841	A
11	CA	842	U
11	CA	843	A
11	CA	846	G
11	CA	849	A
11	CA	850	G
11	CA	859	A
11	CA	860	U
11	CA	862	A
11	CA	864	U
11	CA	873	G
11	CA	875	C
11	CA	876	A
11	CA	877	G
11	CA	882	G
11	CA	883	A
11	CA	884	A
11	CA	886	U
11	CA	887	U
11	CA	888	C
11	CA	889	U
11	CA	890	U
11	CA	891	G
11	CA	892	G
11	CA	894	U
11	CA	895	U
11	CA	903	G
11	CA	906	U
11	CA	911	A
11	CA	913	U
11	CA	920	G
11	CA	936	U
11	CA	937	U
11	CA	938	U
11	CA	941	A
11	CA	942	U
11	CA	944	A
11	CA	948	A
11	CA	949	A
11	CA	953	C

Continued on next page...

Continued from previous page...

Mol	Chain	Res	Type
11	CA	962	G
11	CA	966	A
11	CA	968	C
11	CA	970	A
11	CA	971	A
11	CA	974	C
11	CA	975	G
11	CA	976	A
11	CA	981	A
11	CA	983	A
11	CA	996	U
11	CA	997	A
11	CA	998	A
11	CA	999	C
11	CA	1002	U
11	CA	1003	A
11	CA	1004	A
11	CA	1006	C
11	CA	1007	U
11	CA	1008	A
11	CA	1014	A
11	CA	1017	C
11	CA	1020	G
11	CA	1025	G
11	CA	1028	G
11	CA	1035	A
11	CA	1036	U
11	CA	1038	U
11	CA	1046	G
11	CA	1055	G
11	CA	1063	A
11	CA	1064	A
11	CA	1069	U
11	CA	1072	G
11	CA	1076	U
11	CA	1080	G
11	CA	1081	G
11	CA	1083	G
11	CA	1092	U
11	CA	1093	A
11	CA	1099	G
11	CA	1111	A

Continued on next page...

Continued from previous page...

Mol	Chain	Res	Type
11	CA	1114	G
11	CA	1122	G
11	CA	1123	G
11	CA	1124	A
11	CA	1131	C
11	CA	1132	A
11	CA	1136	G
11	CA	1137	A
11	CA	1139	G
11	CA	1140	U
11	CA	1142	G
11	CA	1146	C
11	CA	1147	U
11	CA	1149	C
11	CA	1155	A
11	CA	1157	U
11	CA	1162	C
11	CA	1165	A
11	CA	1166	A
11	CA	1168	A
11	CA	1169	C
11	CA	1171	G
11	CA	1172	G
11	CA	1173	G
11	CA	1174	A
11	CA	1175	A
11	CA	1176	A
11	CA	1181	C
11	CA	1189	A
11	CA	1198	A
11	CA	1199	G
11	CA	1200	G
11	CA	1201	G
11	CA	1202	A
11	CA	1203	U
11	CA	1210	A
11	CA	1213	G
11	CA	1215	G
11	CA	1216	A
11	CA	1217	G
11	CA	1218	C
11	CA	1219	U

Continued on next page...

Continued from previous page...

Mol	Chain	Res	Type
11	CA	1220	C
11	CA	1223	U
11	CA	1224	C
11	CA	1227	G
11	CA	1228	A
11	CA	1229	U
11	CA	1232	U
11	CA	1233	U
11	CA	1235	G
11	CA	1236	G
11	CA	1237	G
11	CA	1242	G
11	CA	1245	G
11	CA	1246	C
11	CA	1247	A
11	CA	1248	U
11	CA	1249	G
11	CA	1256	C
11	CA	1257	U
11	CA	1258	U
11	CA	1264	G
11	CA	1266	G
11	CA	1269	G
11	CA	1270	U
11	CA	1273	U
11	CA	1278	C
11	CA	1279	U
11	CA	1281	G
11	CA	1286	U
11	CA	1287	U
11	CA	1288	C
11	CA	1290	G
11	CA	1293	A
11	CA	1296	G
11	CA	1297	A
11	CA	1304	C
11	CA	1311	C
11	CA	1316	A
11	CA	1318	C
11	CA	1319	U
11	CA	1320	A
11	CA	1321	G

Continued on next page...

Continued from previous page...

Mol	Chain	Res	Type
11	CA	1327	U
11	CA	1331	A
11	CA	1333	A
11	CA	1334	U
11	CA	1339	G
11	CA	1343	G
11	CA	1344	U
11	CA	1345	A
11	CA	1347	U
11	CA	1348	U
11	CA	1349	C
11	CA	1351	U
11	CA	1358	A
11	CA	1359	C
11	CA	1360	U
11	CA	1365	U
11	CA	1366	G
11	CA	1368	A
11	CA	1369	A
11	CA	1370	U
11	CA	1371	A
11	CA	1372	A
11	CA	1373	G
11	CA	1381	A
11	CA	1383	G
11	CA	1384	U
11	CA	1385	U
11	CA	1386	U
11	CA	1392	A
11	CA	1395	A
11	CA	1396	A
11	CA	1397	C
11	CA	1398	A
11	CA	1399	G
11	CA	1400	G
11	CA	1402	C
11	CA	1403	U
11	CA	1404	G
11	CA	1406	G
11	CA	1407	A
11	CA	1408	U
11	CA	1415	A

Continued on next page...

Continued from previous page...

Mol	Chain	Res	Type
11	CA	1416	G
11	CA	1417	A
11	CA	1419	G
11	CA	1421	G
11	CA	1424	C
11	CA	1425	G
11	CA	1428	C
11	CA	1429	G
11	CA	1430	C
11	CA	1431	A
11	CA	1432	C
11	CA	1435	G
11	CA	1437	G
11	CA	1442	A
11	CA	1444	U
11	CA	1445	G
11	CA	1448	U
11	CA	1449	G
11	CA	1452	G
11	CA	1453	C
11	CA	1458	A
11	CA	1461	A
11	CA	1462	U
11	CA	1463	U
11	CA	1464	U
11	CA	1466	C
11	CA	1467	U
11	CA	1469	U
11	CA	1477	A
11	CA	1478	G
11	CA	1479	G
11	CA	1480	U
11	CA	1481	A
11	CA	1487	A
11	CA	1488	A
11	CA	1489	U
11	CA	1492	U
11	CA	1493	A
11	CA	1494	U
11	CA	1495	U
11	CA	1496	A
11	CA	1498	U

Continued on next page...

Continued from previous page...

Mol	Chain	Res	Type
11	CA	1505	C
11	CA	1506	G
11	CA	1507	U
11	CA	1508	G
11	CA	1509	U
11	CA	1510	U
11	CA	1511	A
11	CA	1512	G
11	CA	1514	G
11	CA	1519	U
11	CA	1526	G
11	CA	1528	A
11	CA	1529	U
11	CA	1530	U
11	CA	1531	G
11	CA	1532	U
11	CA	1533	G
11	CA	1536	U
11	CA	1538	U
11	CA	1539	U
11	CA	1540	G
11	CA	1545	A
11	CA	1547	G
11	CA	1549	A
11	CA	1556	G
11	CA	1557	U
11	CA	1558	A
11	CA	1562	G
11	CA	1572	A
11	CA	1573	G
11	CA	1579	G
11	CA	1583	A
11	CA	1590	C
11	CA	1591	C
11	CA	1597	G
11	CA	1603	A
11	CA	1604	C
11	CA	1606	C
11	CA	1607	A
11	CA	1608	C
11	CA	1609	C
11	CA	1610	G

Continued on next page...

Continued from previous page...

Mol	Chain	Res	Type
11	CA	1623	A
11	CA	1627	A
11	CA	1635	U
11	CA	1649	U
11	CA	1652	A
11	CA	1659	C
11	CA	1660	A
11	CA	1661	G
11	CA	1662	C
11	CA	1663	A
11	CA	1666	G
11	CA	1668	U
11	CA	1681	G
11	CA	1685	A
11	CA	1710	G
11	CA	1714	U
11	CA	1717	C
11	CA	1718	A
11	CA	1719	A
11	CA	1720	G
11	CA	1721	G
11	CA	1722	U
11	CA	1724	U
11	CA	1731	G
11	CA	1733	G
11	CA	1735	A
11	CA	1736	C
11	CA	1737	C
11	CA	1745	G
11	CA	1746	G
11	CA	1747	A
11	CA	1748	U
11	CA	1749	C
11	CA	1750	A
11	CA	1752	U
11	CA	1753	A
11	DA	2	A
11	DA	3	C
11	DA	4	C
11	DA	8	U
11	DA	11	A
11	DA	12	U

Continued on next page...

Continued from previous page...

Mol	Chain	Res	Type
11	DA	13	C
11	DA	14	C
11	DA	17	C
11	DA	22	U
11	DA	26	U
11	DA	33	G
11	DA	37	U
11	DA	40	A
11	DA	41	U
11	DA	44	U
11	DA	45	A
11	DA	46	A
11	DA	55	U
11	DA	58	G
11	DA	59	C
11	DA	60	C
11	DA	62	G
11	DA	64	U
11	DA	65	C
11	DA	66	A
11	DA	71	U
11	DA	72	G
11	DA	73	A
11	DA	74	A
11	DA	75	C
11	DA	76	A
11	DA	77	G
11	DA	80	A
11	DA	83	C
11	DA	85	G
11	DA	99	A
11	DA	100	A
11	DA	101	A
11	DA	106	U
11	DA	107	U
11	DA	110	A
11	DA	112	U
11	DA	122	A
11	DA	123	A
11	DA	124	U
11	DA	125	U
11	DA	126	A

Continued on next page...

Continued from previous page...

Mol	Chain	Res	Type
11	DA	132	U
11	DA	134	C
11	DA	135	A
11	DA	147	G
11	DA	149	U
11	DA	152	U
11	DA	153	U
11	DA	155	U
11	DA	157	G
11	DA	160	C
11	DA	161	U
11	DA	163	A
11	DA	164	U
11	DA	165	A
11	DA	168	U
11	DA	169	G
11	DA	171	U
11	DA	172	U
11	DA	173	A
11	DA	174	A
11	DA	181	G
11	DA	182	U
11	DA	185	C
11	DA	186	C
11	DA	188	G
11	DA	196	A
11	DA	199	G
11	DA	208	A
11	DA	209	G
11	DA	210	A
11	DA	211	U
11	DA	212	A
11	DA	213	U
11	DA	214	U
11	DA	215	A
11	DA	216	G
11	DA	217	A
11	DA	218	C
11	DA	219	C
11	DA	220	A
11	DA	222	U
11	DA	223	C

Continued on next page...

Continued from previous page...

Mol	Chain	Res	Type
11	DA	226	A
11	DA	227	G
11	DA	229	A
11	DA	230	A
11	DA	231	U
11	DA	232	G
11	DA	233	U
11	DA	234	G
11	DA	235	A
11	DA	237	U
11	DA	238	G
11	DA	239	A
11	DA	240	G
11	DA	246	U
11	DA	247	C
11	DA	254	A
11	DA	258	A
11	DA	262	G
11	DA	264	U
11	DA	265	C
11	DA	266	G
11	DA	269	G
11	DA	270	U
11	DA	271	U
11	DA	272	U
11	DA	273	A
11	DA	274	C
11	DA	278	G
11	DA	303	A
11	DA	304	U
11	DA	305	C
11	DA	306	A
11	DA	307	G
11	DA	311	U
11	DA	312	C
11	DA	313	G
11	DA	314	A
11	DA	319	A
11	DA	320	G
11	DA	324	A
11	DA	329	A
11	DA	341	G

Continued on next page...

Continued from previous page...

Mol	Chain	Res	Type
11	DA	342	U
11	DA	343	C
11	DA	344	A
11	DA	350	A
11	DA	351	A
11	DA	352	C
11	DA	354	G
11	DA	359	U
11	DA	360	U
11	DA	364	G
11	DA	368	G
11	DA	369	A
11	DA	374	G
11	DA	378	A
11	DA	379	A
11	DA	381	G
11	DA	388	A
11	DA	391	A
11	DA	392	A
11	DA	393	C
11	DA	394	G
11	DA	402	C
11	DA	405	C
11	DA	407	A
11	DA	409	G
11	DA	410	G
11	DA	413	C
11	DA	414	G
11	DA	415	G
11	DA	416	C
11	DA	417	A
11	DA	418	G
11	DA	422	G
11	DA	426	G
11	DA	428	A
11	DA	429	A
11	DA	431	U
11	DA	436	C
11	DA	437	A
11	DA	440	C
11	DA	444	A
11	DA	445	U

Continued on next page...

Continued from previous page...

Mol	Chain	Res	Type
11	DA	447	C
11	DA	448	A
11	DA	452	A
11	DA	453	G
11	DA	460	A
11	DA	461	C
11	DA	466	A
11	DA	467	A
11	DA	469	A
11	DA	476	U
11	DA	479	G
11	DA	481	A
11	DA	482	A
11	DA	483	C
11	DA	485	U
11	DA	487	C
11	DA	488	G
11	DA	492	C
11	DA	493	U
11	DA	494	A
11	DA	496	G
11	DA	499	A
11	DA	500	U
11	DA	503	A
11	DA	504	A
11	DA	508	A
11	DA	511	A
11	DA	512	C
11	DA	518	A
11	DA	527	A
11	DA	529	C
11	DA	530	G
11	DA	531	A
11	DA	532	G
11	DA	533	G
11	DA	534	A
11	DA	535	A
11	DA	536	C
11	DA	538	A
11	DA	540	U
11	DA	541	G
11	DA	542	G

Continued on next page...

Continued from previous page...

Mol	Chain	Res	Type
11	DA	544	G
11	DA	548	A
11	DA	550	G
11	DA	551	U
11	DA	552	C
11	DA	553	A
11	DA	554	U
11	DA	559	C
11	DA	560	C
11	DA	570	G
11	DA	571	G
11	DA	572	U
11	DA	573	A
11	DA	574	A
11	DA	575	U
11	DA	577	C
11	DA	578	C
11	DA	586	A
11	DA	588	A
11	DA	598	A
11	DA	599	A
11	DA	605	U
11	DA	608	C
11	DA	613	A
11	DA	614	A
11	DA	615	A
11	DA	616	A
11	DA	617	A
11	DA	618	G
11	DA	619	C
11	DA	628	G
11	DA	629	A
11	DA	633	U
11	DA	634	C
11	DA	635	U
11	DA	642	G
11	DA	648	U
11	DA	649	U
11	DA	650	C
11	DA	653	U
11	DA	655	C
11	DA	656	G

Continued on next page...

Continued from previous page...

Mol	Chain	Res	Type
11	DA	657	U
11	DA	661	G
11	DA	662	U
11	DA	665	A
11	DA	666	A
11	DA	670	G
11	DA	673	A
11	DA	674	U
11	DA	676	C
11	DA	677	G
11	DA	678	U
11	DA	680	U
11	DA	681	G
11	DA	682	C
11	DA	721	A
11	DA	722	A
11	DA	727	U
11	DA	728	U
11	DA	729	U
11	DA	739	A
11	DA	743	U
11	DA	749	G
11	DA	750	U
11	DA	751	U
11	DA	758	A
11	DA	759	G
11	DA	762	U
11	DA	764	U
11	DA	765	A
11	DA	766	G
11	DA	772	A
11	DA	777	U
11	DA	781	C
11	DA	785	G
11	DA	786	A
11	DA	792	G
11	DA	794	A
11	DA	795	A
11	DA	797	A
11	DA	798	G
11	DA	799	G
11	DA	800	A

Continued on next page...

Continued from previous page...

Mol	Chain	Res	Type
11	DA	805	G
11	DA	808	C
11	DA	811	U
11	DA	812	U
11	DA	813	U
11	DA	814	A
11	DA	815	U
11	DA	817	G
11	DA	819	U
11	DA	820	U
11	DA	821	C
11	DA	822	U
11	DA	823	U
11	DA	825	G
11	DA	834	A
11	DA	835	U
11	DA	840	A
11	DA	841	A
11	DA	842	U
11	DA	843	A
11	DA	846	G
11	DA	849	A
11	DA	850	G
11	DA	859	A
11	DA	860	U
11	DA	861	U
11	DA	862	A
11	DA	864	U
11	DA	873	G
11	DA	875	C
11	DA	876	A
11	DA	877	G
11	DA	882	G
11	DA	883	A
11	DA	884	A
11	DA	886	U
11	DA	887	U
11	DA	888	C
11	DA	889	U
11	DA	890	U
11	DA	891	G
11	DA	892	G

Continued on next page...

Continued from previous page...

Mol	Chain	Res	Type
11	DA	894	U
11	DA	895	U
11	DA	903	G
11	DA	906	U
11	DA	907	A
11	DA	911	A
11	DA	913	U
11	DA	920	G
11	DA	936	U
11	DA	937	U
11	DA	938	U
11	DA	941	A
11	DA	942	U
11	DA	944	A
11	DA	948	A
11	DA	949	A
11	DA	953	C
11	DA	962	G
11	DA	966	A
11	DA	968	C
11	DA	970	A
11	DA	971	A
11	DA	974	C
11	DA	975	G
11	DA	976	A
11	DA	981	A
11	DA	983	A
11	DA	996	U
11	DA	997	A
11	DA	998	A
11	DA	999	C
11	DA	1002	U
11	DA	1003	A
11	DA	1004	A
11	DA	1006	C
11	DA	1007	U
11	DA	1008	A
11	DA	1014	A
11	DA	1017	C
11	DA	1020	G
11	DA	1025	G
11	DA	1028	G

Continued on next page...

Continued from previous page...

Mol	Chain	Res	Type
11	DA	1035	A
11	DA	1036	U
11	DA	1038	U
11	DA	1042	G
11	DA	1046	G
11	DA	1055	G
11	DA	1063	A
11	DA	1064	A
11	DA	1069	U
11	DA	1072	G
11	DA	1076	U
11	DA	1080	G
11	DA	1081	G
11	DA	1083	G
11	DA	1092	U
11	DA	1093	A
11	DA	1099	G
11	DA	1111	A
11	DA	1114	G
11	DA	1122	G
11	DA	1123	G
11	DA	1124	A
11	DA	1131	C
11	DA	1136	G
11	DA	1137	A
11	DA	1139	G
11	DA	1140	U
11	DA	1142	G
11	DA	1146	C
11	DA	1147	U
11	DA	1149	C
11	DA	1155	A
11	DA	1157	U
11	DA	1162	C
11	DA	1165	A
11	DA	1166	A
11	DA	1168	A
11	DA	1169	C
11	DA	1171	G
11	DA	1172	G
11	DA	1173	G
11	DA	1174	A

Continued on next page...

Continued from previous page...

Mol	Chain	Res	Type
11	DA	1175	A
11	DA	1176	A
11	DA	1181	C
11	DA	1189	A
11	DA	1198	A
11	DA	1199	G
11	DA	1200	G
11	DA	1201	G
11	DA	1202	A
11	DA	1203	U
11	DA	1205	G
11	DA	1210	A
11	DA	1213	G
11	DA	1215	G
11	DA	1216	A
11	DA	1217	G
11	DA	1218	C
11	DA	1219	U
11	DA	1220	C
11	DA	1223	U
11	DA	1224	C
11	DA	1227	G
11	DA	1228	A
11	DA	1229	U
11	DA	1232	U
11	DA	1233	U
11	DA	1235	G
11	DA	1236	G
11	DA	1237	G
11	DA	1242	G
11	DA	1245	G
11	DA	1246	C
11	DA	1247	A
11	DA	1248	U
11	DA	1249	G
11	DA	1256	C
11	DA	1257	U
11	DA	1258	U
11	DA	1264	G
11	DA	1266	G
11	DA	1269	G
11	DA	1270	U

Continued on next page...

Continued from previous page...

Mol	Chain	Res	Type
11	DA	1273	U
11	DA	1278	C
11	DA	1279	U
11	DA	1281	G
11	DA	1286	U
11	DA	1287	U
11	DA	1288	C
11	DA	1290	G
11	DA	1293	A
11	DA	1296	G
11	DA	1297	A
11	DA	1311	C
11	DA	1316	A
11	DA	1318	C
11	DA	1319	U
11	DA	1320	A
11	DA	1321	G
11	DA	1327	U
11	DA	1331	A
11	DA	1333	A
11	DA	1334	U
11	DA	1339	G
11	DA	1343	G
11	DA	1344	U
11	DA	1345	A
11	DA	1347	U
11	DA	1348	U
11	DA	1349	C
11	DA	1351	U
11	DA	1358	A
11	DA	1359	C
11	DA	1360	U
11	DA	1365	U
11	DA	1366	G
11	DA	1368	A
11	DA	1369	A
11	DA	1370	U
11	DA	1371	A
11	DA	1372	A
11	DA	1373	G
11	DA	1381	A
11	DA	1383	G

Continued on next page...

Continued from previous page...

Mol	Chain	Res	Type
11	DA	1384	U
11	DA	1385	U
11	DA	1386	U
11	DA	1395	A
11	DA	1396	A
11	DA	1397	C
11	DA	1398	A
11	DA	1399	G
11	DA	1400	G
11	DA	1402	C
11	DA	1403	U
11	DA	1404	G
11	DA	1406	G
11	DA	1407	A
11	DA	1408	U
11	DA	1415	A
11	DA	1416	G
11	DA	1417	A
11	DA	1419	G
11	DA	1421	G
11	DA	1424	C
11	DA	1425	G
11	DA	1428	C
11	DA	1429	G
11	DA	1430	C
11	DA	1431	A
11	DA	1432	C
11	DA	1435	G
11	DA	1437	G
11	DA	1442	A
11	DA	1444	U
11	DA	1445	G
11	DA	1448	U
11	DA	1449	G
11	DA	1452	G
11	DA	1453	C
11	DA	1458	A
11	DA	1459	G
11	DA	1461	A
11	DA	1462	U
11	DA	1463	U
11	DA	1464	U

Continued on next page...

Continued from previous page...

Mol	Chain	Res	Type
11	DA	1466	C
11	DA	1467	U
11	DA	1469	U
11	DA	1477	A
11	DA	1478	G
11	DA	1479	G
11	DA	1480	U
11	DA	1481	A
11	DA	1487	A
11	DA	1488	A
11	DA	1489	U
11	DA	1492	U
11	DA	1493	A
11	DA	1494	U
11	DA	1495	U
11	DA	1496	A
11	DA	1498	U
11	DA	1505	C
11	DA	1506	G
11	DA	1507	U
11	DA	1508	G
11	DA	1509	U
11	DA	1510	U
11	DA	1511	A
11	DA	1512	G
11	DA	1514	G
11	DA	1519	U
11	DA	1526	G
11	DA	1528	A
11	DA	1529	U
11	DA	1530	U
11	DA	1531	G
11	DA	1532	U
11	DA	1533	G
11	DA	1536	U
11	DA	1538	U
11	DA	1539	U
11	DA	1540	G
11	DA	1545	A
11	DA	1546	G
11	DA	1547	G
11	DA	1549	A

Continued on next page...

Continued from previous page...

Mol	Chain	Res	Type
11	DA	1556	G
11	DA	1557	U
11	DA	1558	A
11	DA	1562	G
11	DA	1572	A
11	DA	1573	G
11	DA	1579	G
11	DA	1583	A
11	DA	1587	U
11	DA	1590	C
11	DA	1597	G
11	DA	1603	A
11	DA	1604	C
11	DA	1606	C
11	DA	1607	A
11	DA	1609	C
11	DA	1610	G
11	DA	1623	A
11	DA	1627	A
11	DA	1635	U
11	DA	1649	U
11	DA	1652	A
11	DA	1659	C
11	DA	1660	A
11	DA	1661	G
11	DA	1662	C
11	DA	1663	A
11	DA	1666	G
11	DA	1668	U
11	DA	1681	G
11	DA	1685	A
11	DA	1710	G
11	DA	1714	U
11	DA	1717	C
11	DA	1718	A
11	DA	1719	A
11	DA	1720	G
11	DA	1721	G
11	DA	1722	U
11	DA	1724	U
11	DA	1731	G
11	DA	1733	G

Continued on next page...

Continued from previous page...

Mol	Chain	Res	Type
11	DA	1735	A
11	DA	1736	C
11	DA	1737	C
11	DA	1745	G
11	DA	1746	G
11	DA	1747	A
11	DA	1748	U
11	DA	1749	C
11	DA	1750	A
11	DA	1752	U
11	DA	1753	A

All (595) RNA pucker outliers are listed below:

Mol	Chain	Res	Type
11	AA	1	A
11	AA	2	A
11	AA	3	C
11	AA	61	A
11	AA	64	U
11	AA	65	C
11	AA	71	U
11	AA	99	A
11	AA	100	A
11	AA	163	A
11	AA	168	U
11	AA	171	U
11	AA	172	U
11	AA	181	G
11	AA	198	C
11	AA	209	G
11	AA	210	A
11	AA	211	U
11	AA	213	U
11	AA	214	U
11	AA	229	A
11	AA	232	G
11	AA	234	G
11	AA	237	U
11	AA	238	G
11	AA	239	A
11	AA	245	A

Continued on next page...

Continued from previous page...

Mol	Chain	Res	Type
11	AA	257	G
11	AA	271	U
11	AA	272	U
11	AA	273	A
11	AA	312	C
11	AA	328	G
11	AA	341	G
11	AA	343	C
11	AA	378	A
11	AA	380	G
11	AA	391	A
11	AA	393	C
11	AA	409	G
11	AA	413	C
11	AA	414	G
11	AA	416	C
11	AA	427	A
11	AA	444	A
11	AA	451	G
11	AA	486	A
11	AA	493	U
11	AA	498	C
11	AA	499	A
11	AA	507	G
11	AA	534	A
11	AA	536	C
11	AA	543	A
11	AA	550	G
11	AA	572	U
11	AA	573	A
11	AA	604	G
11	AA	615	A
11	AA	632	U
11	AA	633	U
11	AA	665	A
11	AA	676	C
11	AA	679	U
11	AA	680	U
11	AA	738	A
11	AA	763	U
11	AA	764	U
11	AA	771	A

Continued on next page...

Continued from previous page...

Mol	Chain	Res	Type
11	AA	794	A
11	AA	798	G
11	AA	814	A
11	AA	833	A
11	AA	834	A
11	AA	840	A
11	AA	882	G
11	AA	890	U
11	AA	912	A
11	AA	941	A
11	AA	982	U
11	AA	1001	A
11	AA	1002	U
11	AA	1054	U
11	AA	1071	U
11	AA	1079	G
11	AA	1080	G
11	AA	1092	U
11	AA	1122	G
11	AA	1123	G
11	AA	1146	C
11	AA	1168	A
11	AA	1172	G
11	AA	1175	A
11	AA	1188	A
11	AA	1199	G
11	AA	1201	G
11	AA	1217	G
11	AA	1223	U
11	AA	1228	A
11	AA	1231	C
11	AA	1236	G
11	AA	1241	U
11	AA	1245	G
11	AA	1246	C
11	AA	1256	C
11	AA	1257	U
11	AA	1277	U
11	AA	1278	C
11	AA	1286	U
11	AA	1318	C
11	AA	1342	U

Continued on next page...

Continued from previous page...

Mol	Chain	Res	Type
11	AA	1346	C
11	AA	1347	U
11	AA	1365	U
11	AA	1371	A
11	AA	1383	G
11	AA	1397	C
11	AA	1402	C
11	AA	1403	U
11	AA	1406	G
11	AA	1428	C
11	AA	1429	G
11	AA	1431	A
11	AA	1443	A
11	AA	1444	U
11	AA	1451	C
11	AA	1452	G
11	AA	1462	U
11	AA	1463	U
11	AA	1480	U
11	AA	1486	U
11	AA	1488	A
11	AA	1494	U
11	AA	1495	U
11	AA	1506	G
11	AA	1509	U
11	AA	1529	U
11	AA	1556	G
11	AA	1557	U
11	AA	1572	A
11	AA	1605	A
11	AA	1651	G
11	AA	1661	G
11	AA	1662	C
11	AA	1720	G
11	AA	1721	G
11	AA	1744	U
11	AA	1749	C
11	AA	1752	U
11	BA	1	A
11	BA	2	A
11	BA	3	C
11	BA	61	A

Continued on next page...

Continued from previous page...

Mol	Chain	Res	Type
11	BA	64	U
11	BA	65	C
11	BA	71	U
11	BA	99	A
11	BA	100	A
11	BA	163	A
11	BA	168	U
11	BA	171	U
11	BA	172	U
11	BA	181	G
11	BA	198	C
11	BA	209	G
11	BA	210	A
11	BA	211	U
11	BA	213	U
11	BA	214	U
11	BA	229	A
11	BA	232	G
11	BA	234	G
11	BA	237	U
11	BA	238	G
11	BA	245	A
11	BA	257	G
11	BA	271	U
11	BA	272	U
11	BA	273	A
11	BA	312	C
11	BA	328	G
11	BA	341	G
11	BA	343	C
11	BA	378	A
11	BA	380	G
11	BA	391	A
11	BA	393	C
11	BA	409	G
11	BA	413	C
11	BA	414	G
11	BA	416	C
11	BA	427	A
11	BA	444	A
11	BA	451	G
11	BA	486	A

Continued on next page...

Continued from previous page...

Mol	Chain	Res	Type
11	BA	492	C
11	BA	493	U
11	BA	498	C
11	BA	499	A
11	BA	507	G
11	BA	534	A
11	BA	536	C
11	BA	543	A
11	BA	550	G
11	BA	572	U
11	BA	573	A
11	BA	604	G
11	BA	615	A
11	BA	632	U
11	BA	633	U
11	BA	665	A
11	BA	675	A
11	BA	676	C
11	BA	679	U
11	BA	680	U
11	BA	738	A
11	BA	763	U
11	BA	764	U
11	BA	771	A
11	BA	794	A
11	BA	798	G
11	BA	814	A
11	BA	833	A
11	BA	834	A
11	BA	840	A
11	BA	882	G
11	BA	890	U
11	BA	912	A
11	BA	941	A
11	BA	982	U
11	BA	1001	A
11	BA	1002	U
11	BA	1054	U
11	BA	1079	G
11	BA	1080	G
11	BA	1092	U
11	BA	1122	G

Continued on next page...

Continued from previous page...

Mol	Chain	Res	Type
11	BA	1123	G
11	BA	1146	C
11	BA	1168	A
11	BA	1172	G
11	BA	1175	A
11	BA	1188	A
11	BA	1199	G
11	BA	1201	G
11	BA	1217	G
11	BA	1223	U
11	BA	1228	A
11	BA	1231	C
11	BA	1236	G
11	BA	1241	U
11	BA	1245	G
11	BA	1246	C
11	BA	1256	C
11	BA	1257	U
11	BA	1277	U
11	BA	1278	C
11	BA	1286	U
11	BA	1318	C
11	BA	1342	U
11	BA	1346	C
11	BA	1347	U
11	BA	1365	U
11	BA	1371	A
11	BA	1383	G
11	BA	1397	C
11	BA	1402	C
11	BA	1403	U
11	BA	1406	G
11	BA	1428	C
11	BA	1429	G
11	BA	1431	A
11	BA	1443	A
11	BA	1444	U
11	BA	1451	C
11	BA	1452	G
11	BA	1462	U
11	BA	1463	U
11	BA	1480	U

Continued on next page...

Continued from previous page...

Mol	Chain	Res	Type
11	BA	1486	U
11	BA	1488	A
11	BA	1494	U
11	BA	1495	U
11	BA	1506	G
11	BA	1509	U
11	BA	1529	U
11	BA	1556	G
11	BA	1557	U
11	BA	1605	A
11	BA	1651	G
11	BA	1661	G
11	BA	1662	C
11	BA	1720	G
11	BA	1721	G
11	BA	1744	U
11	BA	1749	C
11	BA	1752	U
11	CA	1	A
11	CA	2	A
11	CA	3	C
11	CA	61	A
11	CA	64	U
11	CA	65	C
11	CA	71	U
11	CA	99	A
11	CA	100	A
11	CA	163	A
11	CA	168	U
11	CA	171	U
11	CA	172	U
11	CA	181	G
11	CA	198	C
11	CA	209	G
11	CA	210	A
11	CA	211	U
11	CA	213	U
11	CA	214	U
11	CA	229	A
11	CA	232	G
11	CA	234	G
11	CA	237	U

Continued on next page...

Continued from previous page...

Mol	Chain	Res	Type
11	CA	238	G
11	CA	239	A
11	CA	245	A
11	CA	257	G
11	CA	271	U
11	CA	272	U
11	CA	273	A
11	CA	312	C
11	CA	328	G
11	CA	341	G
11	CA	343	C
11	CA	378	A
11	CA	380	G
11	CA	391	A
11	CA	393	C
11	CA	409	G
11	CA	413	C
11	CA	414	G
11	CA	416	C
11	CA	427	A
11	CA	444	A
11	CA	451	G
11	CA	486	A
11	CA	492	C
11	CA	493	U
11	CA	498	C
11	CA	499	A
11	CA	507	G
11	CA	534	A
11	CA	536	C
11	CA	543	A
11	CA	550	G
11	CA	572	U
11	CA	573	A
11	CA	604	G
11	CA	615	A
11	CA	632	U
11	CA	633	U
11	CA	665	A
11	CA	676	C
11	CA	679	U
11	CA	680	U

Continued on next page...

Continued from previous page...

Mol	Chain	Res	Type
11	CA	738	A
11	CA	763	U
11	CA	764	U
11	CA	771	A
11	CA	794	A
11	CA	798	G
11	CA	814	A
11	CA	833	A
11	CA	834	A
11	CA	840	A
11	CA	882	G
11	CA	890	U
11	CA	912	A
11	CA	941	A
11	CA	982	U
11	CA	1001	A
11	CA	1002	U
11	CA	1054	U
11	CA	1071	U
11	CA	1079	G
11	CA	1080	G
11	CA	1092	U
11	CA	1122	G
11	CA	1123	G
11	CA	1146	C
11	CA	1168	A
11	CA	1172	G
11	CA	1175	A
11	CA	1188	A
11	CA	1199	G
11	CA	1201	G
11	CA	1217	G
11	CA	1223	U
11	CA	1228	A
11	CA	1231	C
11	CA	1236	G
11	CA	1241	U
11	CA	1245	G
11	CA	1246	C
11	CA	1256	C
11	CA	1257	U
11	CA	1277	U

Continued on next page...

Continued from previous page...

Mol	Chain	Res	Type
11	CA	1278	C
11	CA	1286	U
11	CA	1318	C
11	CA	1342	U
11	CA	1346	C
11	CA	1347	U
11	CA	1365	U
11	CA	1371	A
11	CA	1383	G
11	CA	1397	C
11	CA	1402	C
11	CA	1403	U
11	CA	1406	G
11	CA	1428	C
11	CA	1429	G
11	CA	1431	A
11	CA	1443	A
11	CA	1444	U
11	CA	1451	C
11	CA	1452	G
11	CA	1462	U
11	CA	1463	U
11	CA	1480	U
11	CA	1486	U
11	CA	1488	A
11	CA	1494	U
11	CA	1495	U
11	CA	1506	G
11	CA	1509	U
11	CA	1529	U
11	CA	1556	G
11	CA	1557	U
11	CA	1605	A
11	CA	1651	G
11	CA	1661	G
11	CA	1662	C
11	CA	1720	G
11	CA	1721	G
11	CA	1744	U
11	CA	1749	C
11	CA	1752	U
11	DA	1	A

Continued on next page...

Continued from previous page...

Mol	Chain	Res	Type
11	DA	2	A
11	DA	3	C
11	DA	61	A
11	DA	64	U
11	DA	65	C
11	DA	71	U
11	DA	99	A
11	DA	100	A
11	DA	163	A
11	DA	168	U
11	DA	171	U
11	DA	172	U
11	DA	181	G
11	DA	198	C
11	DA	209	G
11	DA	211	U
11	DA	213	U
11	DA	214	U
11	DA	229	A
11	DA	232	G
11	DA	234	G
11	DA	237	U
11	DA	238	G
11	DA	239	A
11	DA	245	A
11	DA	257	G
11	DA	271	U
11	DA	272	U
11	DA	273	A
11	DA	312	C
11	DA	328	G
11	DA	341	G
11	DA	343	C
11	DA	378	A
11	DA	380	G
11	DA	391	A
11	DA	393	C
11	DA	409	G
11	DA	413	C
11	DA	414	G
11	DA	427	A
11	DA	444	A

Continued on next page...

Continued from previous page...

Mol	Chain	Res	Type
11	DA	451	G
11	DA	486	A
11	DA	492	C
11	DA	493	U
11	DA	498	C
11	DA	499	A
11	DA	507	G
11	DA	534	A
11	DA	536	C
11	DA	543	A
11	DA	550	G
11	DA	572	U
11	DA	573	A
11	DA	604	G
11	DA	615	A
11	DA	632	U
11	DA	665	A
11	DA	675	A
11	DA	676	C
11	DA	679	U
11	DA	680	U
11	DA	738	A
11	DA	763	U
11	DA	764	U
11	DA	771	A
11	DA	794	A
11	DA	798	G
11	DA	814	A
11	DA	833	A
11	DA	834	A
11	DA	840	A
11	DA	882	G
11	DA	890	U
11	DA	912	A
11	DA	941	A
11	DA	982	U
11	DA	1001	A
11	DA	1002	U
11	DA	1054	U
11	DA	1071	U
11	DA	1079	G
11	DA	1080	G

Continued on next page...

Continued from previous page...

Mol	Chain	Res	Type
11	DA	1092	U
11	DA	1110	A
11	DA	1122	G
11	DA	1123	G
11	DA	1146	C
11	DA	1168	A
11	DA	1172	G
11	DA	1175	A
11	DA	1188	A
11	DA	1199	G
11	DA	1201	G
11	DA	1217	G
11	DA	1223	U
11	DA	1228	A
11	DA	1231	C
11	DA	1236	G
11	DA	1241	U
11	DA	1245	G
11	DA	1246	C
11	DA	1256	C
11	DA	1257	U
11	DA	1277	U
11	DA	1278	C
11	DA	1286	U
11	DA	1318	C
11	DA	1342	U
11	DA	1346	C
11	DA	1347	U
11	DA	1365	U
11	DA	1371	A
11	DA	1383	G
11	DA	1397	C
11	DA	1402	C
11	DA	1403	U
11	DA	1406	G
11	DA	1428	C
11	DA	1429	G
11	DA	1431	A
11	DA	1443	A
11	DA	1444	U
11	DA	1451	C
11	DA	1452	G

Continued on next page...

Continued from previous page...

Mol	Chain	Res	Type
11	DA	1462	U
11	DA	1463	U
11	DA	1480	U
11	DA	1486	U
11	DA	1488	A
11	DA	1494	U
11	DA	1495	U
11	DA	1506	G
11	DA	1509	U
11	DA	1529	U
11	DA	1556	G
11	DA	1557	U
11	DA	1586	A
11	DA	1605	A
11	DA	1651	G
11	DA	1661	G
11	DA	1662	C
11	DA	1720	G
11	DA	1721	G
11	DA	1744	U
11	DA	1749	C
11	DA	1752	U

5.4 Non-standard residues in protein, DNA, RNA chains [\(i\)](#)

There are no non-standard protein/DNA/RNA residues in this entry.

5.5 Carbohydrates [\(i\)](#)

There are no monosaccharides in this entry.

5.6 Ligand geometry [\(i\)](#)

Of 332 ligands modelled in this entry, 332 are monoatomic - leaving 0 for Mogul analysis.

There are no bond length outliers.

There are no bond angle outliers.

There are no chirality outliers.

There are no torsion outliers.

There are no ring outliers.

No monomer is involved in short contacts.

5.7 Other polymers

There are no such residues in this entry.

5.8 Polymer linkage issues

There are no chain breaks in this entry.

6 Fit of model and data

6.1 Protein, DNA and RNA chains

EDS failed to run properly - this section is therefore empty.

6.2 Non-standard residues in protein, DNA, RNA chains

EDS failed to run properly - this section is therefore empty.

6.3 Carbohydrates

EDS failed to run properly - this section is therefore empty.

6.4 Ligands

EDS failed to run properly - this section is therefore empty.

6.5 Other polymers

EDS failed to run properly - this section is therefore empty.