



Full wwPDB EM Validation Report ⓘ

Jun 21, 2023 – 05:28 pm BST

PDB ID : 8BX8
EMDB ID : EMD-16312
Title : In situ outer dynein arm from *Chlamydomonas reinhardtii* in the post-power stroke state
Authors : Zimmermann, N.E.L.; Noga, A.; Obbineni, J.M.; Ishikawa, T.
Deposited on : 2022-12-08
Resolution : 30.30 Å(reported)

This is a Full wwPDB EM Validation Report for a publicly released PDB entry.

We welcome your comments at validation@mail.wwpdb.org

A user guide is available at

<https://www.wwpdb.org/validation/2017/EMValidationReportHelp>

with specific help available everywhere you see the ⓘ symbol.

The types of validation reports are described at

<http://www.wwpdb.org/validation/2017/FAQs#types>.

The following versions of software and data (see [references ⓘ](#)) were used in the production of this report:

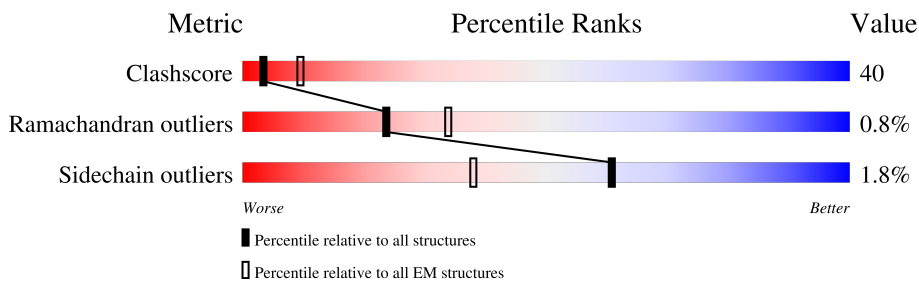
EMDB validation analysis : 0.0.1.dev50
Mogul : 1.8.4, CSD as541be (2020)
MolProbity : 4.02b-467
buster-report : 1.1.7 (2018)
Percentile statistics : 20191225.v01 (using entries in the PDB archive December 25th 2019)
MapQ : 1.9.9
Ideal geometry (proteins) : Engh & Huber (2001)
Ideal geometry (DNA, RNA) : Parkinson et al. (1996)
Validation Pipeline (wwPDB-VP) : 2.33

1 Overall quality at a glance

The following experimental techniques were used to determine the structure:
ELECTRON MICROSCOPY

The reported resolution of this entry is 30.30 Å.

Percentile scores (ranging between 0-100) for global validation metrics of the entry are shown in the following graphic. The table shows the number of entries on which the scores are based.





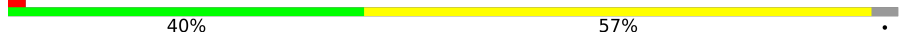



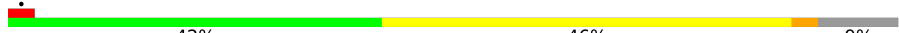



Metric	Whole archive (#Entries)	EM structures (#Entries)
Clashscore	158937	4297
Ramachandran outliers	154571	4023
Sidechain outliers	154315	3826

The table below summarises the geometric issues observed across the polymeric chains and their fit to the map. The red, orange, yellow and green segments of the bar indicate the fraction of residues that contain outliers for ≥ 3 , 2, 1 and 0 types of geometric quality criteria respectively. A grey segment represents the fraction of residues that are not modelled. The numeric value for each fraction is indicated below the corresponding segment, with a dot representing fractions $\leq 5\%$. The upper red bar (where present) indicates the fraction of residues that have poor fit to the EM map (all-atom inclusion $< 40\%$). The numeric value is given above the bar.

Mol	Chain	Length	Quality of chain
1	A	4620	16% (red), 72% (green), 23% (yellow), 5% (grey)
2	B	4595	13% (red), 72% (green), 25% (yellow), 5% (grey)
3	C	4168	18% (red), 77% (green), 16% (yellow), 5% (grey)
4	D	657	8% (red), 38% (green), 49% (yellow), 12% (grey)
5	E	670	7% (red), 37% (green), 45% (yellow), 17% (grey)
6	F	133	18% (red), 47% (green), 48% (yellow), 5% (grey)
7	G	159	30% (red), 51% (green), 35% (yellow), 7% (orange), 5% (grey)
8	H	92	37% (green), 62% (yellow), 5% (grey)

Continued on next page...

Continued from previous page...

Mol	Chain	Length	Quality of chain
9	I	110	
10	J	95	
11	K	93	
12	L	111	
13	M	87	
14	N	117	
15	O	132	
16	P	122	
17	Q	202	
18	R	160	

The following table lists non-polymeric compounds, carbohydrate monomers and non-standard residues in protein, DNA, RNA chains that are outliers for geometric or electron-density-fit criteria:

Mol	Type	Chain	Res	Chirality	Geometry	Clashes	Electron density
19	ADP	A	4701	-	-	X	-
19	ADP	A	4703	-	-	X	-
19	ADP	B	5405	-	-	X	-
19	ADP	C	4305	-	-	X	-
20	ATP	A	4702	-	-	X	-
20	ATP	B	5403	-	-	X	-
21	MG	A	4705	-	-	X	-

2 Entry composition [i](#)

There are 21 unique types of molecules in this entry. The entry contains 119530 atoms, of which 156 are hydrogens and 0 are deuteriums.

In the tables below, the AltConf column contains the number of residues with at least one atom in alternate conformation and the Trace column contains the number of residues modelled with at most 2 atoms.

- Molecule 1 is a protein called Dynein heavy chain, outer arm protein.

Mol	Chain	Residues	Atoms					AltConf	Trace
			Total	C	N	O	S		
1	A	4453	33975	21575	5801	6441	158	0	0

There is a discrepancy between the modelled and reference sequences:

Chain	Residue	Modelled	Actual	Comment	Reference
A	4488	LYS	GLY	conflict	UNP Q22A67

- Molecule 2 is a protein called Outer arm dynein beta heavy chain.

Mol	Chain	Residues	Atoms					AltConf	Trace
			Total	C	N	O	S		
2	B	4519	34713	22055	5945	6563	150	0	0

- Molecule 3 is a protein called Dynein-1-alpha heavy chain, flagellar inner arm I1 complex protein, putative.

Mol	Chain	Residues	Atoms					AltConf	Trace
			Total	C	N	O	S		
3	C	3947	30427	19395	5159	5724	149	0	0

- Molecule 4 is a protein called Dynein intermediate chain 2.

Mol	Chain	Residues	Atoms					AltConf	Trace
			Total	C	N	O	S		
4	D	579	4680	2975	791	883	31	0	0

- Molecule 5 is a protein called Flagellar outer dynein arm intermediate protein, putative.

Mol	Chain	Residues	Atoms					AltConf	Trace
			Total	C	N	O	S		
5	E	555	4440	2798	762	858	22	0	0

- Molecule 6 is a protein called Dynein light chain roadblock-type 2 protein.

Mol	Chain	Residues	Atoms					AltConf	Trace
			Total	C	N	O	S		
6	F	128	996	625	176	193	2	0	0

- Molecule 7 is a protein called Dynein light chain roadblock-type 2 protein.

Mol	Chain	Residues	Atoms					AltConf	Trace
			Total	C	N	O	S		
7	G	151	1024	636	184	203	1	0	0

- Molecule 8 is a protein called Dynein light chain.

Mol	Chain	Residues	Atoms					AltConf	Trace
			Total	C	N	O	S		
8	H	91	750	483	124	139	4	0	0

- Molecule 9 is a protein called Dynein light chain.

Mol	Chain	Residues	Atoms					AltConf	Trace
			Total	C	N	O	S		
9	I	106	827	526	134	161	6	0	0

- Molecule 10 is a protein called Dynein light chain.

Mol	Chain	Residues	Atoms					AltConf	Trace
			Total	C	N	O	S		
10	J	95	807	527	135	140	5	0	0

- Molecule 11 is a protein called Dynein light chain.

Mol	Chain	Residues	Atoms					AltConf	Trace
			Total	C	N	O	S		
11	K	90	754	489	124	137	4	0	0

- Molecule 12 is a protein called Dynein light chain.

Mol	Chain	Residues	Atoms					AltConf	Trace
			Total	C	N	O	S		
12	L	111	855	555	145	152	3	0	0

- Molecule 13 is a protein called Dynein light chain.

Mol	Chain	Residues	Atoms					AltConf	Trace
13	M	87	Total	C	N	O	S	0	0
			735	477	123	130	5		

- Molecule 14 is a protein called Dynein light chain tctex-type 1 protein.

Mol	Chain	Residues	Atoms					AltConf	Trace
14	N	114	Total	C	N	O	S	0	0
			852	542	142	165	3		

- Molecule 15 is a protein called Dynein light chain 2A.

Mol	Chain	Residues	Atoms					AltConf	Trace
15	O	120	Total	C	N	O	S	0	0
			994	639	173	179	3		

- Molecule 16 is a protein called Thioredoxin.

Mol	Chain	Residues	Atoms				AltConf	Trace
16	P	109	Total	C	N	O	0	0
			541	323	109	109		

- Molecule 17 is a protein called Dynein light chain 1.

Mol	Chain	Residues	Atoms				AltConf	Trace
17	Q	191	Total	C	N	O	0	0
			1001	607	202	192		

- Molecule 18 is a protein called Dynein light chain 4A.

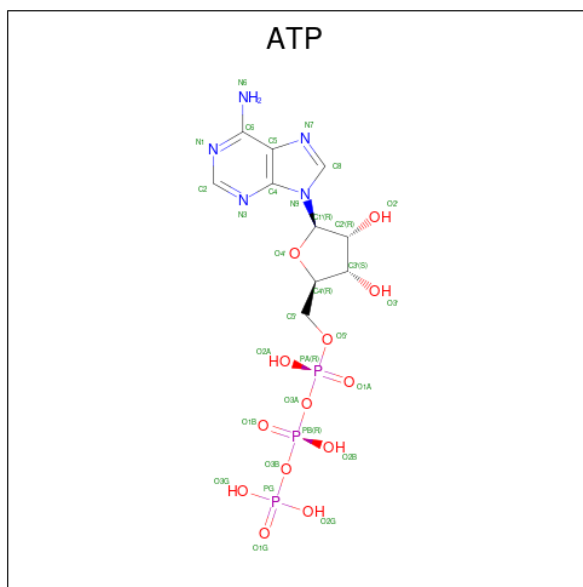
Mol	Chain	Residues	Atoms					AltConf	Trace
18	R	150	Total	C	H	N	O	0	0
			895	439	156	150	150		

- Molecule 19 is ADENOSINE-5'-DIPHOSPHATE (three-letter code: ADP) (formula: C₁₀H₁₅N₅O₁₀P₂).



Mol	Chain	Residues	Atoms					AltConf
			Total	C	N	O	P	
19	A	1	Total	C	N	O	P	0
			27	10	5	10	2	
19	A	1	Total	C	N	O	P	0
			27	10	5	10	2	
19	B	1	Total	C	N	O	P	0
			27	10	5	10	2	
19	B	1	Total	C	N	O	P	0
			27	10	5	10	2	
19	C	1	Total	C	N	O	P	0
			27	10	5	10	2	
19	C	1	Total	C	N	O	P	0
			27	10	5	10	2	

- Molecule 20 is ADENOSINE-5'-TRIPHOSPHATE (three-letter code: ATP) (formula: $C_{10}H_{16}N_5O_{13}P_3$).



Mol	Chain	Residues	Atoms					AltConf
			Total	C	N	O	P	
20	A	1	Total	C	N	O	P	0
			31	10	5	13	3	
20	B	1	Total	C	N	O	P	0
			31	10	5	13	3	
20	C	1	Total	C	N	O	P	0
			31	10	5	13	3	

- Molecule 21 is MAGNESIUM ION (three-letter code: MG) (formula: Mg).


Mol	Chain	Residues	Atoms		AltConf
			Total	Mg	
21	A	3	Total	Mg	0
			3	3	
21	B	3	Total	Mg	0
			3	3	
21	C	3	Total	Mg	0
			3	3	

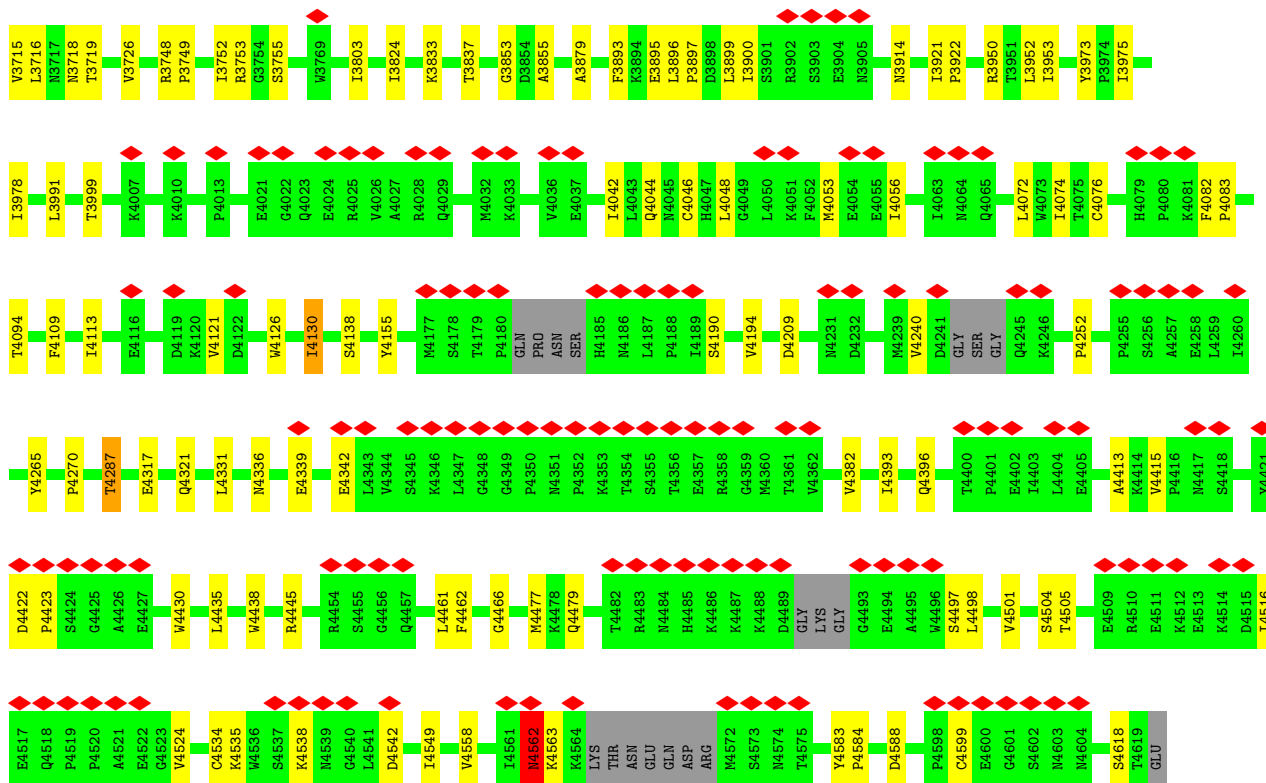
3 Residue-property plots i

These plots are drawn for all protein, RNA, DNA and oligosaccharide chains in the entry. The first graphic for a chain summarises the proportions of the various outlier classes displayed in the second graphic. The second graphic shows the sequence view annotated by issues in geometry and atom inclusion in map density. Residues are color-coded according to the number of geometric quality criteria for which they contain at least one outlier: green = 0, yellow = 1, orange = 2 and red = 3 or more. A red diamond above a residue indicates a poor fit to the EM map for this residue (all-atom inclusion < 40%). Stretches of 2 or more consecutive residues without any outlier are shown as a green connector. Residues present in the sample, but not in the model, are shown in grey.

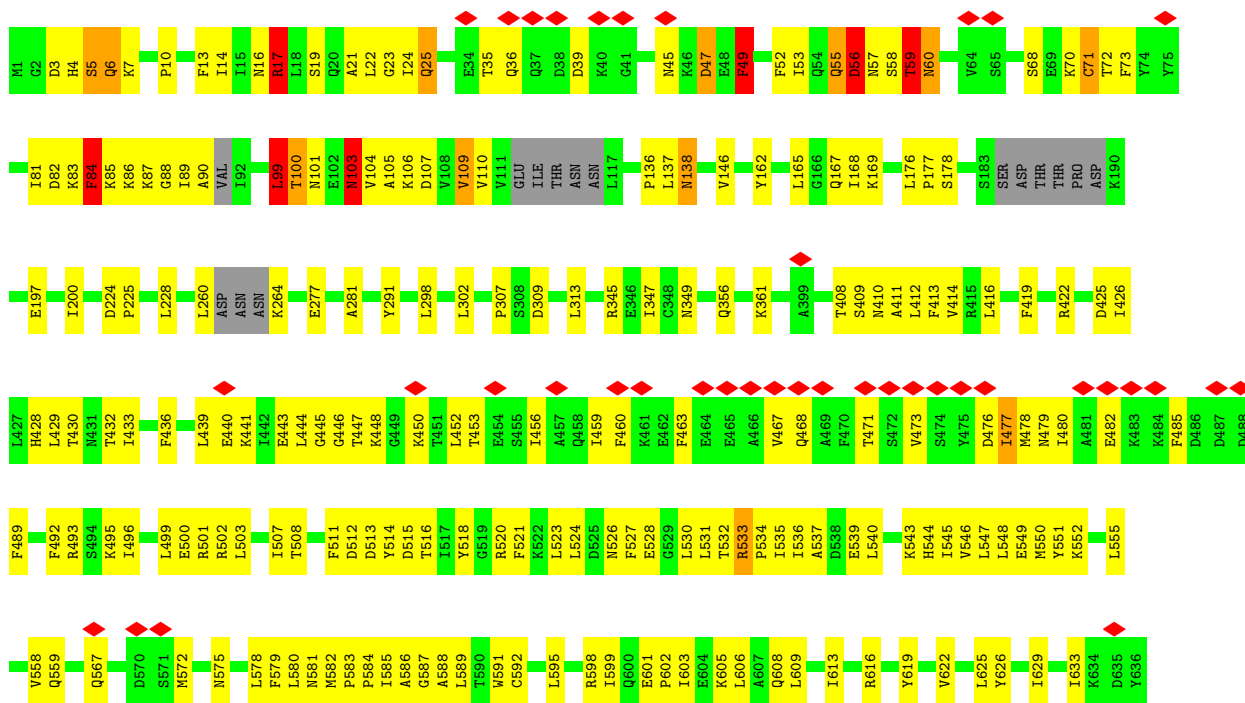
- Molecule 1: Dynein heavy chain, outer arm protein

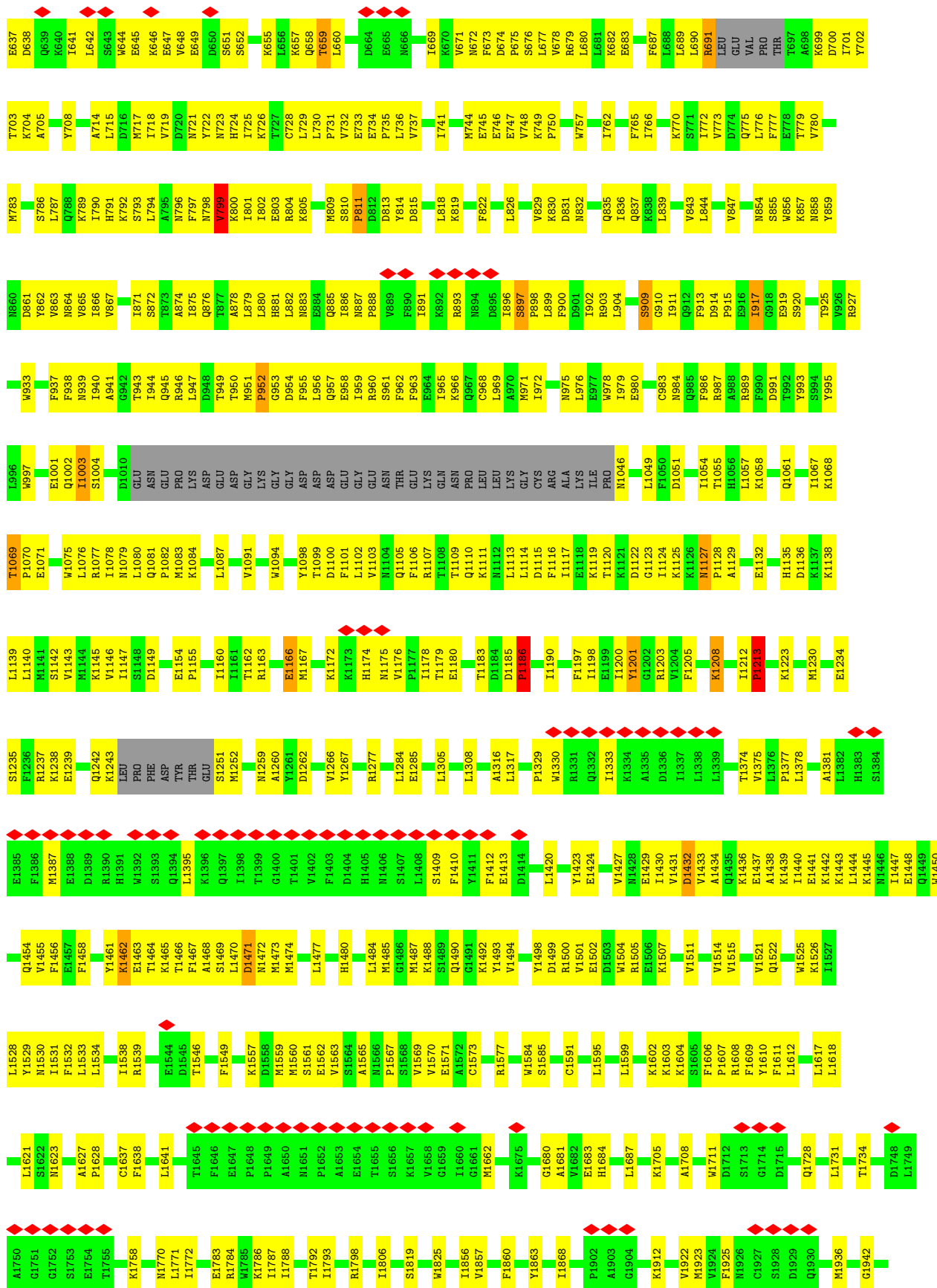


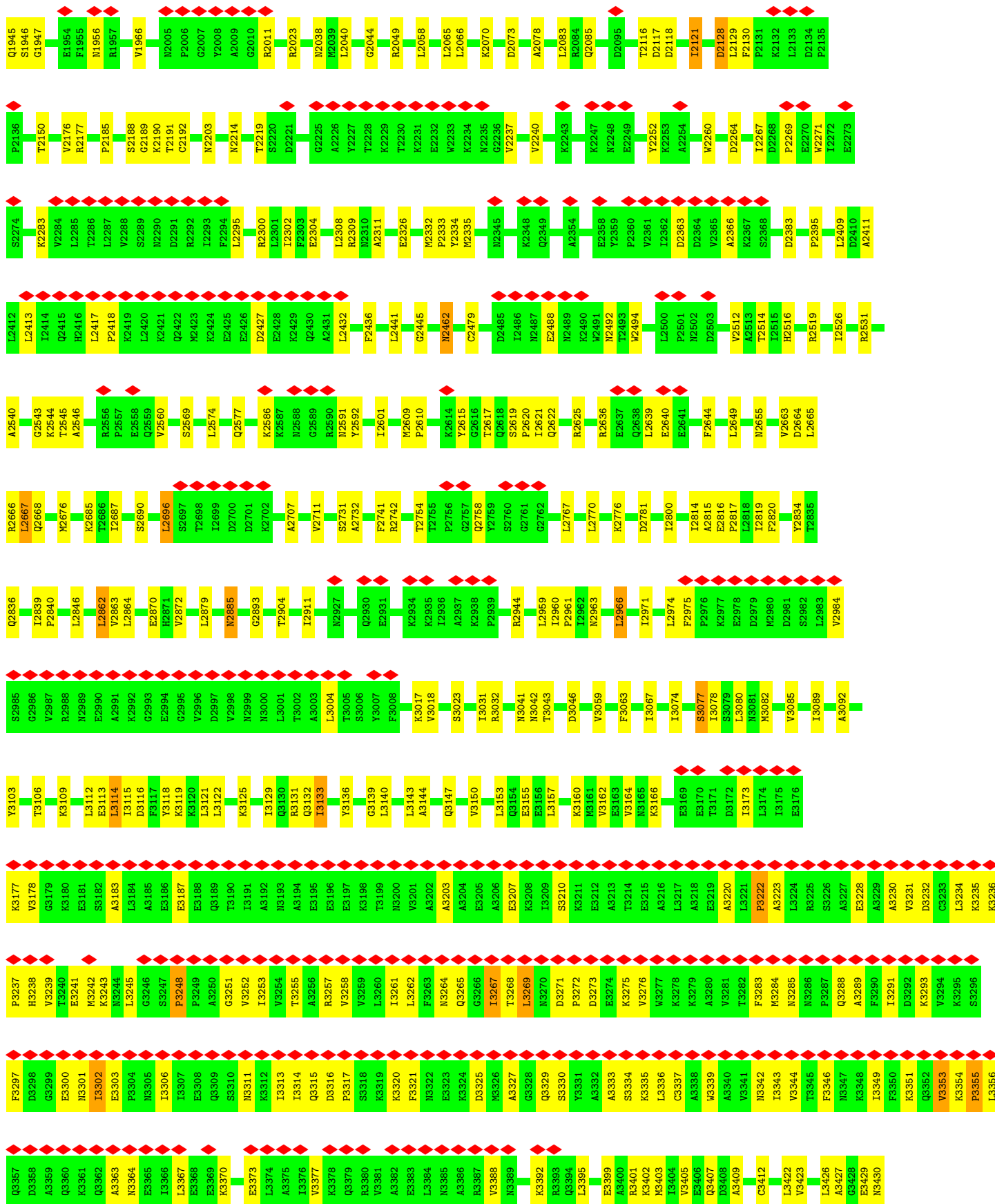





• Molecule 2: Outer arm dynein beta heavy chain

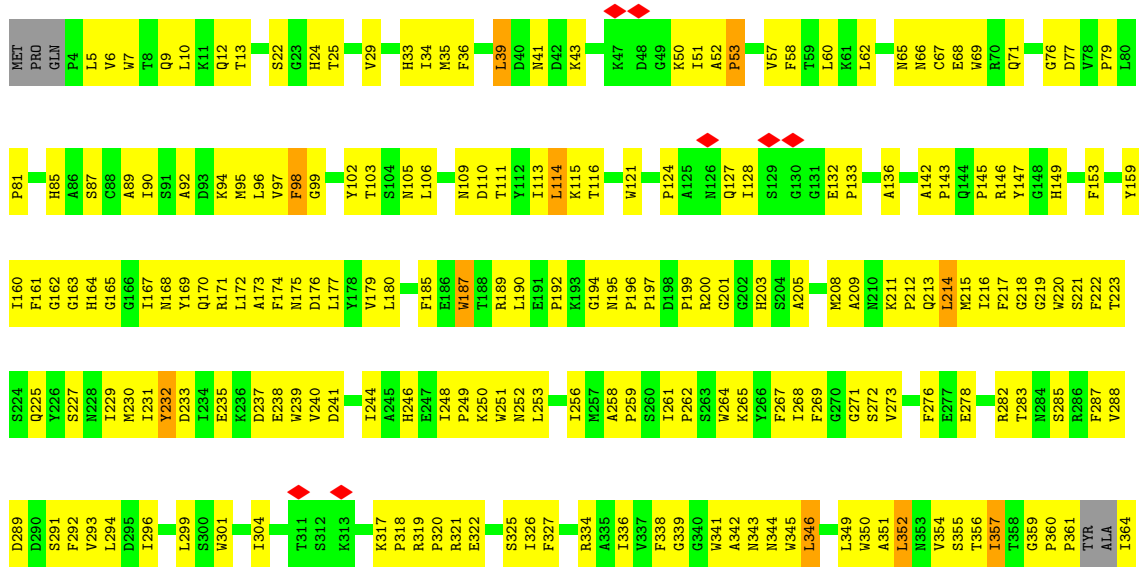
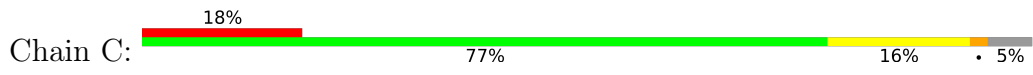





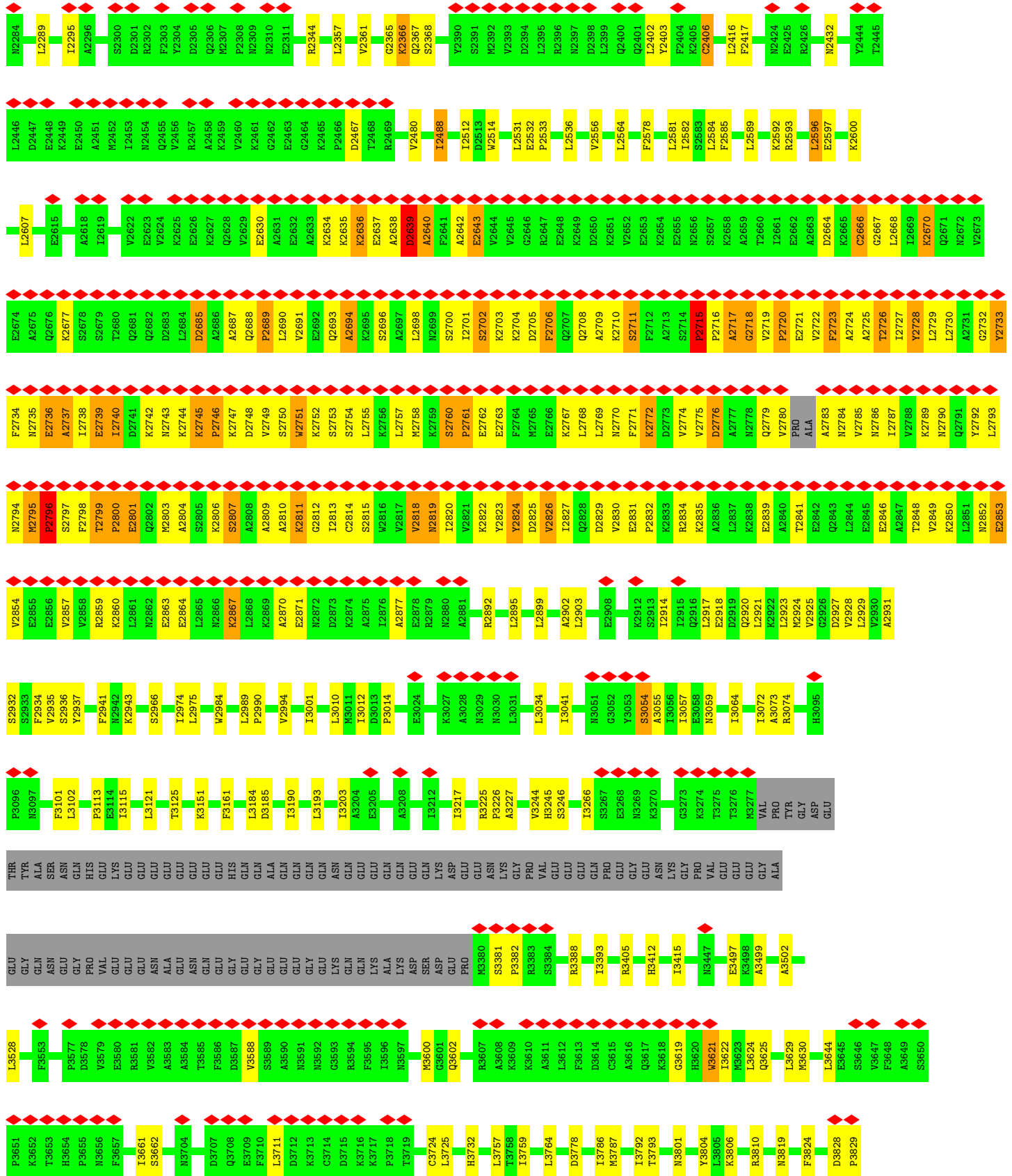


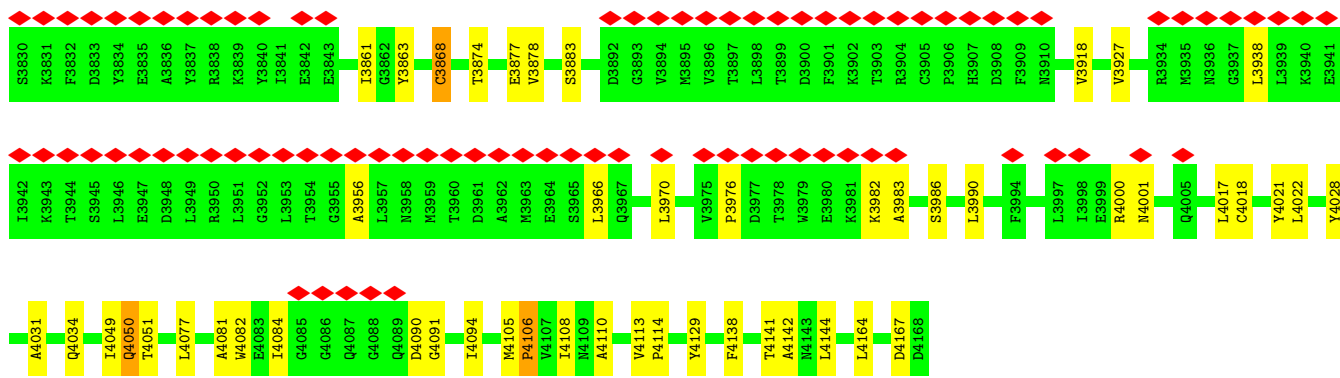


• Molecule 3: Dynein-1-alpha heavy chain, flagellar inner arm I1 complex protein, putative





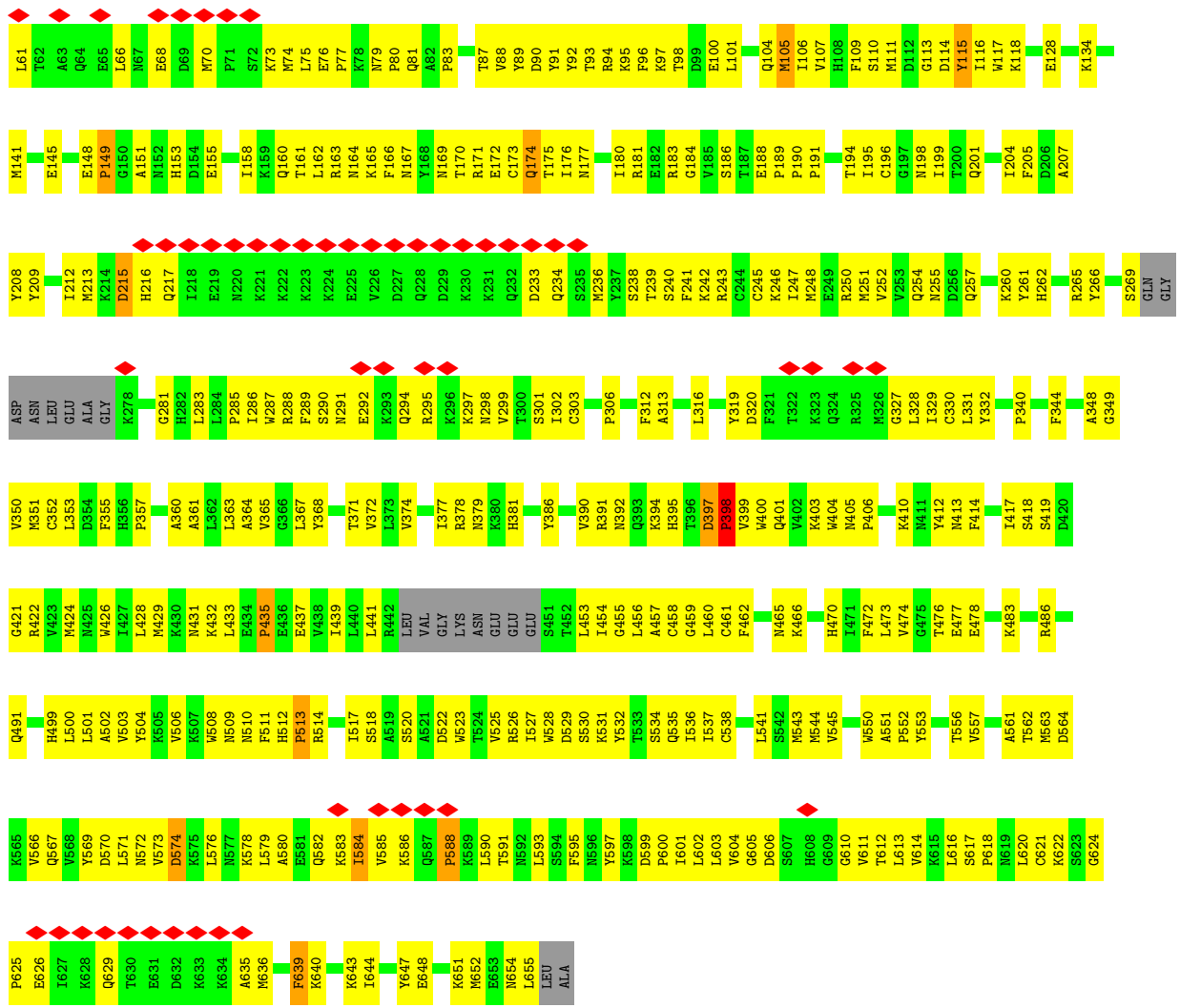




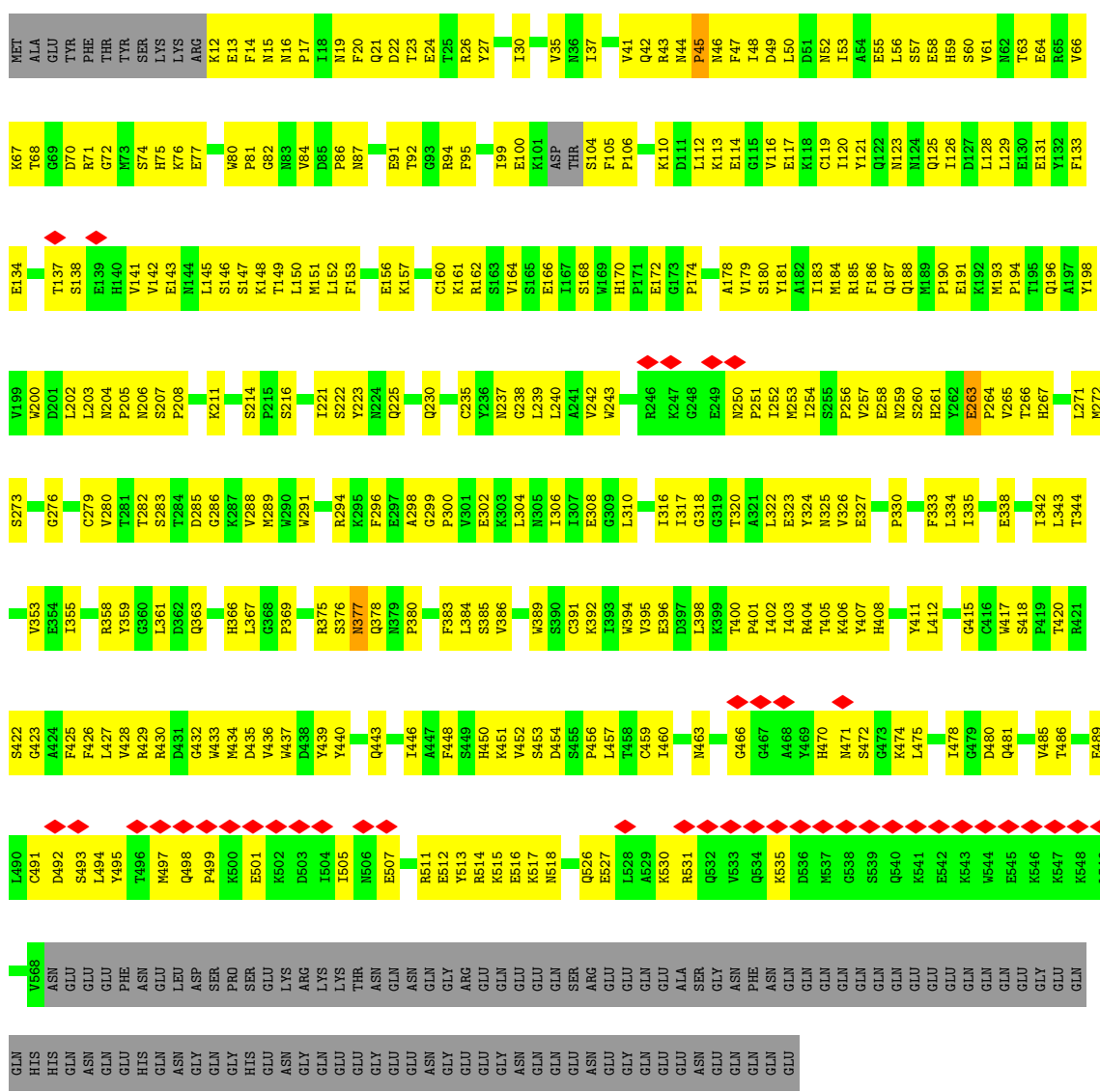
• Molecule 4: Dynein intermediate chain 2



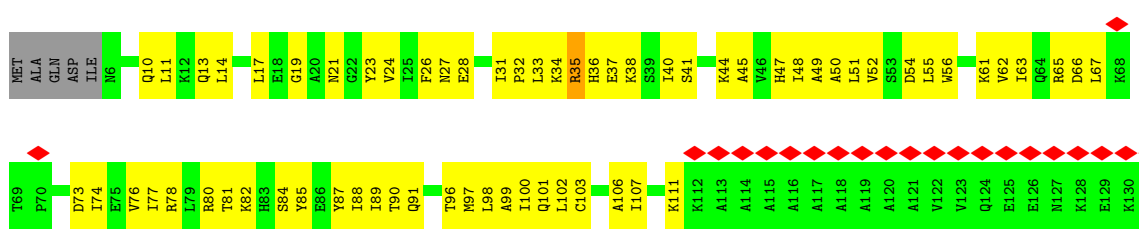
MET	PRO	PRO	LYS	THR	THR	LYS	VAL	VAL	ALA	SER	ARG	LYS	THR	VAL	MET	PRO	ILE	SER	ARG	ALA	GLN	ILE	ARG	ARG	ASP	LYS	ASP	SER	ASN	THR	GLN	ASN	ASN	MET	ASN	ASP	ASP	GLY	GLU	MET	GLU	GLU	ILE	ASP	GLN	GLN	ARG	GLU	GLY	MET	LYS	ASN	GLN	TYR	GLU	GLN
-----	-----	-----	-----	-----	-----	-----	-----	-----	-----	-----	-----	-----	-----	-----	-----	-----	-----	-----	-----	-----	-----	-----	-----	-----	-----	-----	-----	-----	-----	-----	-----	-----	-----	-----	-----	-----	-----	-----	-----	-----	-----	-----	-----	-----	-----	-----	-----	-----	-----	-----	-----	-----	-----	-----	-----	-----



• Molecule 5: Flagellar outer dynein arm intermediate protein, putative

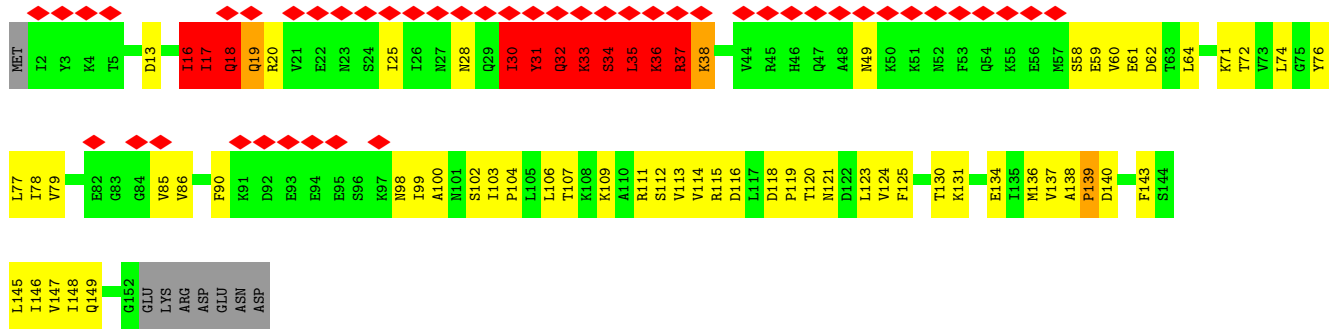


• Molecule 6: Dynein light chain roadblock-type 2 protein

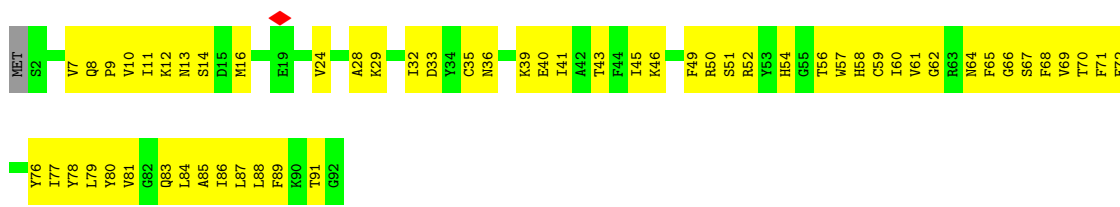


• Molecule 7: Dynein light chain roadblock-type 2 protein

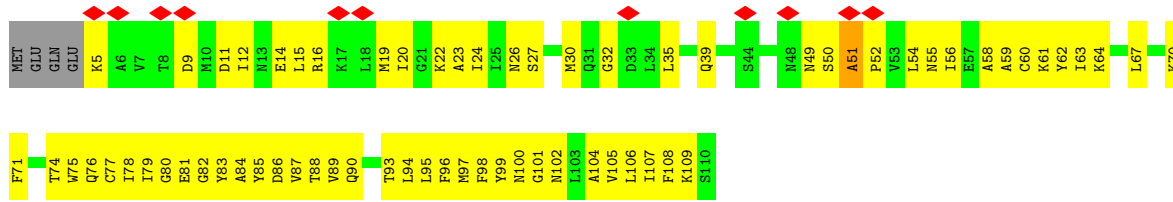




• Molecule 8: Dynein light chain



• Molecule 9: Dynein light chain



• Molecule 10: Dynein light chain

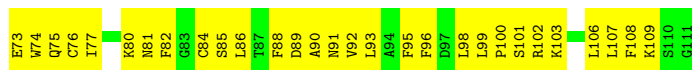


• Molecule 11: Dynein light chain





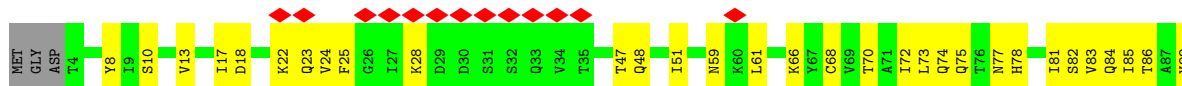
- Molecule 12: Dynein light chain



- Molecule 13: Dynein light chain



- Molecule 14: Dynein light chain tctex-type 1 protein




- Molecule 15: Dynein light chain 2A

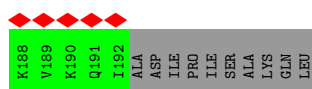
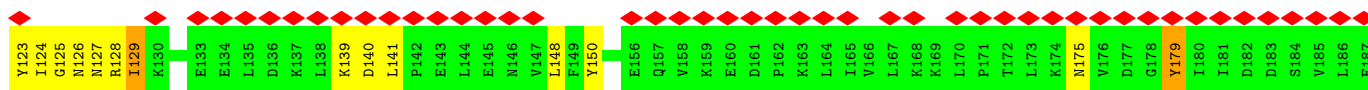
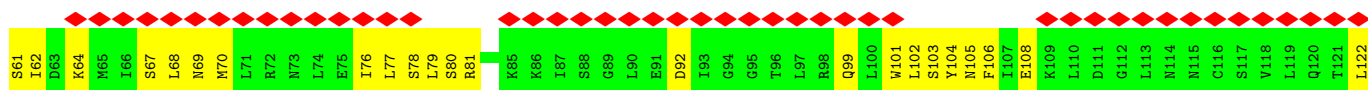


- Molecule 16: Thioredoxin

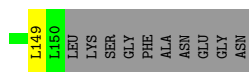
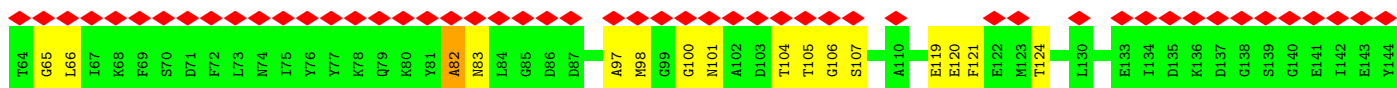
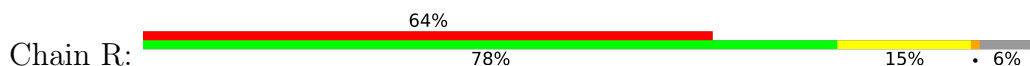




• Molecule 17: Dynein light chain 1



• Molecule 18: Dynein light chain 4A



4 Experimental information

Property	Value	Source
EM reconstruction method	SUBTOMOGRAM AVERAGING	Depositor
Imposed symmetry	POINT, C1	Depositor
Number of subtomograms used	2131	Depositor
Resolution determination method	FSC 0.143 CUT-OFF	Depositor
CTF correction method	PHASE FLIPPING ONLY	Depositor
Microscope	FEI TITAN KRIOS	Depositor
Voltage (kV)	300	Depositor
Electron dose ($e^-/\text{\AA}^2$)	80.0	Depositor
Minimum defocus (nm)	3000	Depositor
Maximum defocus (nm)	4000	Depositor
Magnification	Not provided	
Image detector	GATAN K2 QUANTUM (4k x 4k)	Depositor
Maximum map value	1.222	Depositor
Minimum map value	-0.797	Depositor
Average map value	0.014	Depositor
Map value standard deviation	0.196	Depositor
Recommended contour level	0.14	Depositor
Map size (\AA)	628.26, 628.26, 628.26	wwPDB
Map dimensions	74, 74, 74	wwPDB
Map angles ($^\circ$)	90.0, 90.0, 90.0	wwPDB
Pixel spacing (\AA)	8.49, 8.49, 8.49	Depositor

5 Model quality i

5.1 Standard geometry i

Bond lengths and bond angles in the following residue types are not validated in this section: ADP, ATP, MG

The Z score for a bond length (or angle) is the number of standard deviations the observed value is removed from the expected value. A bond length (or angle) with $|Z| > 5$ is considered an outlier worth inspection. RMSZ is the root-mean-square of all Z scores of the bond lengths (or angles).

Mol	Chain	Bond lengths		Bond angles	
		RMSZ	# Z >5	RMSZ	# Z >5
1	A	0.72	7/34544 (0.0%)	0.81	24/46728 (0.1%)
2	B	0.72	7/35318 (0.0%)	0.82	37/47792 (0.1%)
3	C	0.88	63/31033 (0.2%)	0.89	52/42007 (0.1%)
4	D	0.63	1/4789 (0.0%)	0.74	6/6477 (0.1%)
5	E	0.61	0/4540	0.64	0/6136
6	F	0.57	0/1008	0.58	0/1355
7	G	0.63	0/1030	0.98	11/1403 (0.8%)
8	H	0.63	0/767	0.61	0/1031
9	I	0.66	0/838	0.59	0/1131
10	J	0.61	0/832	0.65	0/1119
11	K	0.62	0/776	0.60	0/1038
12	L	0.61	0/872	0.61	0/1176
13	M	0.62	0/752	0.61	0/1006
14	N	0.66	0/864	0.67	0/1175
15	O	0.64	0/1012	0.64	0/1358
16	P	1.92	3/538 (0.6%)	1.60	15/746 (2.0%)
17	Q	0.34	0/1004	0.59	1/1385 (0.1%)
18	R	0.83	1/738 (0.1%)	0.95	2/1025 (0.2%)
All	All	0.76	82/121255 (0.1%)	0.82	148/164088 (0.1%)

Chiral center outliers are detected by calculating the chiral volume of a chiral center and verifying if the center is modelled as a planar moiety or with the opposite hand. A planarity outlier is detected by checking planarity of atoms in a peptide group, atoms in a mainchain group or atoms of a sidechain that are expected to be planar.

Mol	Chain	#Chirality outliers	#Planarity outliers
1	A	0	4
2	B	0	11
3	C	0	2
4	D	0	1
7	G	0	12

Continued on next page...

Continued from previous page...

Mol	Chain	#Chirality outliers	#Planarity outliers
16	P	0	2
All	All	0	32

All (82) bond length outliers are listed below:

Mol	Chain	Res	Type	Atoms	Z	Observed(Å)	Ideal(Å)
1	A	1067	PRO	N-CD	51.23	2.19	1.47
2	B	59	THR	C-N	-39.10	0.44	1.34
16	P	62	LYS	C-N	-30.49	0.64	1.34
16	P	15	SER	C-N	20.55	1.81	1.34
1	A	1649	ALA	C-N	-17.39	0.94	1.34
2	B	799	VAL	C-N	16.47	1.72	1.34
18	R	82	ALA	C-N	16.37	1.71	1.34
2	B	56	ASP	C-N	-16.24	0.96	1.34
1	A	943	THR	C-N	15.58	1.69	1.34
1	A	3351	PRO	N-CA	14.07	1.71	1.47
3	C	2643	GLU	CD-OE1	-13.26	1.11	1.25
2	B	55	GLN	C-N	11.63	1.60	1.34
3	C	2643	GLU	CD-OE2	11.59	1.38	1.25
3	C	2643	GLU	CG-CD	11.52	1.69	1.51
16	P	61	GLU	C-N	11.48	1.60	1.34
2	B	17	ARG	N-CA	11.44	1.69	1.46
3	C	2800	PRO	N-CD	10.20	1.62	1.47
1	A	1171	ILE	C-N	9.61	1.56	1.34
1	A	620	PRO	N-CD	-9.21	1.34	1.47
3	C	2685	ASP	C-O	8.90	1.40	1.23
3	C	2715	PRO	N-CD	-8.89	1.35	1.47
3	C	2636	LYS	C-O	-8.88	1.06	1.23
3	C	2696	SER	CB-OG	-7.82	1.32	1.42
3	C	2689	PRO	N-CD	-7.82	1.36	1.47
3	C	2746	PRO	N-CD	7.68	1.58	1.47
3	C	2716	PRO	N-CD	-7.34	1.37	1.47
3	C	2807	SER	CB-OG	-7.01	1.33	1.42
3	C	2711	SER	CA-CB	-6.83	1.42	1.52
2	B	49	PHE	C-N	-6.73	1.18	1.34
3	C	2762	GLU	CD-OE2	-6.51	1.18	1.25
3	C	2824	TYR	CG-CD1	-6.50	1.30	1.39
3	C	2688	GLN	C-N	6.33	1.46	1.34
3	C	2824	TYR	CE2-CZ	-6.27	1.30	1.38
2	B	99	LEU	C-N	-6.22	1.19	1.34
1	A	3350	LYS	C-N	6.21	1.46	1.34
3	C	2818	VAL	N-CA	6.10	1.58	1.46

Continued on next page...

Continued from previous page...

Mol	Chain	Res	Type	Atoms	Z	Observed(Å)	Ideal(Å)
3	C	2740	ILE	N-CA	6.05	1.58	1.46
3	C	2728	TYR	CG-CD2	-6.01	1.31	1.39
3	C	2867	LYS	C-O	5.91	1.34	1.23
3	C	2694	ALA	CA-CB	-5.89	1.40	1.52
3	C	442	ILE	C-N	5.87	1.47	1.34
3	C	2806	LYS	N-CA	5.86	1.58	1.46
3	C	2750	SER	CA-CB	5.84	1.61	1.52
3	C	2739	GLU	CD-OE2	5.79	1.32	1.25
3	C	2720	PRO	N-CD	-5.78	1.39	1.47
3	C	2772	LYS	N-CA	5.78	1.57	1.46
3	C	2760	SER	CB-OG	5.76	1.49	1.42
3	C	2870	ALA	C-O	5.76	1.34	1.23
3	C	2829	ASP	N-CA	5.75	1.57	1.46
3	C	2639	ASP	CA-C	-5.74	1.38	1.52
3	C	2718	GLY	CA-C	-5.70	1.42	1.51
3	C	364	ILE	C-N	-5.68	1.21	1.34
3	C	2753	SER	CA-CB	-5.66	1.44	1.52
3	C	2706	PHE	N-CA	5.65	1.57	1.46
3	C	2753	SER	CB-OG	5.64	1.49	1.42
3	C	2728	TYR	CE1-CZ	-5.64	1.31	1.38
3	C	2702	SER	CB-OG	-5.61	1.34	1.42
3	C	2733	TYR	N-CA	5.61	1.57	1.46
3	C	2811	LYS	N-CA	5.59	1.57	1.46
3	C	2761	PRO	CA-CB	-5.55	1.42	1.53
3	C	2751	TRP	NE1-CE2	5.54	1.44	1.37
3	C	2812	GLY	CA-C	-5.53	1.43	1.51
3	C	2783	ALA	CA-CB	-5.51	1.40	1.52
3	C	2822	LYS	N-CA	5.50	1.57	1.46
3	C	2732	GLY	CA-C	5.48	1.60	1.51
4	D	105	MET	C-N	5.43	1.46	1.34
3	C	2863	GLU	C-O	5.40	1.33	1.23
3	C	2797	SER	CA-CB	5.33	1.60	1.52
3	C	2783	ALA	N-CA	5.29	1.56	1.46
3	C	2745	LYS	CA-CB	-5.23	1.42	1.53
3	C	2702	SER	N-CA	5.19	1.56	1.46
3	C	2762	GLU	CB-CG	-5.16	1.42	1.52
3	C	2877	ALA	C-O	5.14	1.33	1.23
3	C	2801	GLU	CG-CD	5.13	1.59	1.51
3	C	2799	THR	CB-OG1	-5.12	1.33	1.43
3	C	2706	PHE	CB-CG	5.10	1.60	1.51
3	C	2818	VAL	CA-CB	-5.08	1.44	1.54
3	C	2824	TYR	C-O	-5.07	1.13	1.23

Continued on next page...

Continued from previous page...

Mol	Chain	Res	Type	Atoms	Z	Observed(Å)	Ideal(Å)
3	C	2826	VAL	CB-CG2	-5.06	1.42	1.52
3	C	2752	LYS	N-CA	5.04	1.56	1.46
3	C	2825	ASP	N-CA	5.01	1.56	1.46
3	C	2736	GLU	CG-CD	5.01	1.59	1.51

All (148) bond angle outliers are listed below:

Mol	Chain	Res	Type	Atoms	Z	Observed(°)	Ideal(°)
1	A	1171	ILE	CA-C-N	-49.33	8.66	117.20
1	A	1171	ILE	C-N-CA	-46.87	4.53	121.70
2	B	59	THR	O-C-N	-39.36	59.73	122.70
2	B	49	PHE	O-C-N	-27.91	78.05	122.70
3	C	467	THR	N-CA-CB	23.78	155.48	110.30
2	B	49	PHE	CA-C-N	20.78	162.92	117.20
4	D	105	MET	O-C-N	-20.32	90.20	122.70
16	P	62	LYS	O-C-N	-18.92	92.43	122.70
18	R	82	ALA	C-N-CA	-17.94	76.85	121.70
2	B	49	PHE	C-N-CA	16.81	163.72	121.70
2	B	3222	PRO	CA-N-CD	-16.40	88.54	111.50
3	C	2639	ASP	CA-C-O	-15.88	86.75	120.10
2	B	1213	PRO	CA-N-CD	-15.78	89.40	111.50
2	B	137	LEU	N-CA-C	15.48	152.81	111.00
4	D	105	MET	CA-C-N	15.41	151.10	117.20
2	B	1186	PRO	CA-N-CD	-13.54	92.54	111.50
3	C	467	THR	CB-CA-C	-13.18	76.02	111.60
18	R	82	ALA	CA-C-N	-13.11	88.36	117.20
1	A	3203	PRO	CA-N-CD	-12.89	93.45	111.50
1	A	1172	THR	O-C-N	-12.87	102.11	122.70
2	B	59	THR	C-N-CA	-12.86	89.55	121.70
2	B	3355	PRO	CA-N-CD	-12.83	93.53	111.50
2	B	55	GLN	O-C-N	12.26	142.31	122.70
3	C	2746	PRO	CA-N-CD	-11.99	94.71	111.50
2	B	138	ASN	N-CA-CB	11.93	132.07	110.60
2	B	103	ASN	O-C-N	11.54	141.16	122.70
16	P	56	SER	N-CA-CB	11.51	127.77	110.50
2	B	799	VAL	O-C-N	11.43	141.00	122.70
3	C	2643	GLU	CG-CD-OE2	10.90	140.10	118.30
16	P	15	SER	C-N-CA	-10.77	94.78	121.70
3	C	2796	PRO	CA-N-CD	-10.57	96.70	111.50
2	B	137	LEU	CB-CA-C	-10.47	90.31	110.20
3	C	442	ILE	CB-CA-C	-10.07	91.46	111.60
2	B	799	VAL	CA-C-N	-10.06	95.08	117.20

Continued on next page...

Continued from previous page...

Mol	Chain	Res	Type	Atoms	Z	Observed(°)	Ideal(°)
3	C	2639	ASP	CB-CA-C	10.01	130.42	110.40
1	A	1172	THR	CA-C-N	9.89	138.96	117.20
16	P	57	ILE	CB-CA-C	-9.81	91.97	111.60
2	B	55	GLN	CA-C-N	-9.81	95.62	117.20
3	C	2639	ASP	O-C-N	9.61	138.07	122.70
2	B	59	THR	CA-C-N	-9.60	96.08	117.20
3	C	2643	GLU	CG-CD-OE1	-9.55	99.20	118.30
4	D	398	PRO	CA-N-CD	-9.49	98.21	111.50
3	C	53	PRO	CA-N-CD	-9.40	98.34	111.50
3	C	2824	TYR	CB-CG-CD2	9.29	126.58	121.00
3	C	2800	PRO	CA-N-CD	-9.04	98.84	111.50
1	A	3250	PRO	CA-N-CD	-8.97	98.94	111.50
16	P	57	ILE	N-CA-CB	8.93	131.34	110.80
3	C	442	ILE	N-CA-CB	8.79	131.02	110.80
2	B	16	ASN	C-N-CA	8.76	143.60	121.70
3	C	2728	TYR	CB-CG-CD2	-8.74	115.76	121.00
1	A	3351	PRO	CA-N-CD	-8.62	99.44	111.50
3	C	364	ILE	O-C-N	-8.36	109.32	122.70
2	B	103	ASN	CA-C-N	-8.18	99.21	117.20
7	G	35	LEU	O-C-N	-8.14	109.68	122.70
7	G	17	ILE	O-C-N	-8.12	109.70	122.70
7	G	36	LYS	O-C-N	-8.12	109.70	122.70
7	G	16	ILE	O-C-N	-8.11	109.73	122.70
3	C	2639	ASP	N-CA-C	-8.10	89.13	111.00
7	G	18	GLN	O-C-N	-8.10	109.74	122.70
7	G	32	GLN	O-C-N	-8.10	109.74	122.70
7	G	37	ARG	O-C-N	-8.10	109.74	122.70
7	G	30	ILE	O-C-N	-8.09	109.76	122.70
7	G	33	LYS	O-C-N	-8.07	109.78	122.70
7	G	31	TYR	O-C-N	-8.06	109.80	122.70
7	G	34	SER	O-C-N	-8.03	109.86	122.70
2	B	799	VAL	C-N-CA	-7.90	101.96	121.70
3	C	2832	PRO	CA-N-CD	-7.87	100.49	111.50
2	B	73	PHE	N-CA-C	-7.81	89.92	111.00
1	A	1171	ILE	O-C-N	-7.74	110.31	122.70
1	A	1067	PRO	N-CD-CG	-7.70	91.66	103.20
1	A	326	PRO	N-CA-CB	7.41	112.19	103.30
4	D	105	MET	C-N-CA	7.39	140.18	121.70
1	A	121	GLY	O-C-N	-7.34	110.95	122.70
2	B	71	CYS	CB-CA-C	7.19	124.78	110.40
16	P	56	SER	CB-CA-C	-7.10	96.60	110.10
2	B	55	GLN	C-N-CA	-6.92	104.40	121.70

Continued on next page...

Continued from previous page...

Mol	Chain	Res	Type	Atoms	Z	Observed(°)	Ideal(°)
1	A	1268	ARG	CB-CA-C	6.90	124.21	110.40
3	C	2824	TYR	CG-CD2-CE2	6.86	126.79	121.30
1	A	1067	PRO	CA-N-CD	-6.68	102.14	111.50
16	P	60	PHE	CB-CA-C	-6.63	97.14	110.40
2	B	72	THR	N-CA-CB	6.58	122.80	110.30
3	C	442	ILE	C-N-CA	-6.55	105.31	121.70
16	P	61	GLU	CA-C-N	-6.48	102.94	117.20
3	C	2728	TYR	CG-CD2-CE2	-6.48	116.12	121.30
3	C	2859	ARG	NE-CZ-NH2	-6.42	117.09	120.30
2	B	84	PHE	O-C-N	6.40	132.93	122.70
16	P	62	LYS	CA-C-N	-6.36	103.20	117.20
16	P	62	LYS	CB-CA-C	-6.14	98.12	110.40
3	C	2728	TYR	CB-CG-CD1	6.12	124.67	121.00
3	C	2705	ASP	CB-CG-OD1	-6.08	112.83	118.30
3	C	2824	TYR	CD1-CE1-CZ	6.08	125.27	119.80
2	B	99	LEU	CA-C-N	-6.03	103.93	117.20
3	C	2728	TYR	CD1-CE1-CZ	-5.90	114.49	119.80
2	B	84	PHE	C-N-CA	5.88	136.41	121.70
2	B	71	CYS	N-CA-CB	5.87	121.16	110.60
16	P	62	LYS	C-N-CA	-5.84	107.10	121.70
2	B	84	PHE	CA-C-N	-5.80	104.45	117.20
3	C	2829	ASP	CB-CG-OD2	-5.77	113.11	118.30
3	C	466	LEU	CB-CA-C	-5.75	99.27	110.20
3	C	465	LEU	N-CA-CB	5.73	121.86	110.40
3	C	470	LEU	N-CA-CB	5.72	121.85	110.40
3	C	2737	ALA	N-CA-CB	-5.68	102.15	110.10
2	B	103	ASN	C-N-CA	-5.67	107.52	121.70
16	P	60	PHE	N-CA-CB	5.64	120.76	110.60
3	C	2751	TRP	CD1-CG-CD2	5.62	110.80	106.30
1	A	340	PRO	N-CA-CB	5.57	109.98	103.30
2	B	99	LEU	O-C-N	5.57	131.61	122.70
16	P	61	GLU	O-C-N	5.54	131.57	122.70
3	C	464	GLY	O-C-N	-5.54	113.83	122.70
3	C	2640	ALA	N-CA-CB	5.53	117.84	110.10
3	C	2726	THR	CA-CB-CG2	5.50	120.11	112.40
1	A	1528	GLY	N-CA-C	5.50	126.84	113.10
3	C	2853	GLU	N-CA-C	-5.47	96.22	111.00
3	C	2751	TRP	CE2-CD2-CG	-5.44	102.95	107.30
3	C	364	ILE	C-N-CA	5.43	135.28	121.70
3	C	2776	ASP	O-C-N	5.42	131.38	122.70
4	D	574	ASP	CB-CG-OD2	5.38	123.14	118.30
3	C	2640	ALA	N-CA-C	5.35	125.45	111.00

Continued on next page...

Continued from previous page...

Mol	Chain	Res	Type	Atoms	Z	Observed(°)	Ideal(°)
3	C	465	LEU	CB-CA-C	-5.32	100.09	110.20
4	D	215	ASP	CB-CG-OD2	5.32	123.09	118.30
1	A	1426	GLN	O-C-N	5.30	131.19	122.70
1	A	1067	PRO	N-CA-CB	5.30	109.66	103.30
3	C	466	LEU	N-CA-CB	5.30	120.99	110.40
3	C	470	LEU	CB-CA-C	-5.29	100.15	110.20
16	P	62	LYS	N-CA-CB	5.27	120.09	110.60
1	A	283	PRO	N-CA-CB	5.26	109.61	103.30
2	B	1471	ASP	CB-CG-OD2	5.26	123.03	118.30
16	P	61	GLU	CB-CA-C	-5.25	99.90	110.40
3	C	364	ILE	CA-C-N	5.24	128.73	117.20
3	C	2636	LYS	O-C-N	-5.24	114.32	122.70
2	B	1432	ASP	CB-CG-OD2	5.21	122.99	118.30
1	A	846	ASP	CB-CG-OD2	5.20	122.98	118.30
2	B	3232	ASP	CB-CG-OD2	5.19	122.97	118.30
3	C	2819	ASN	O-C-N	5.18	130.99	122.70
3	C	2815	SER	O-C-N	5.18	130.99	122.70
3	C	2688	GLN	O-C-N	5.17	130.92	121.10
1	A	940	ASP	CB-CG-OD2	5.17	122.95	118.30
3	C	2723	PHE	CB-CG-CD2	-5.16	117.19	120.80
3	C	2720	PRO	N-CA-CB	5.14	109.47	103.30
1	A	3219	ASP	CB-CG-OD2	5.13	122.92	118.30
1	A	3283	ASP	CB-CG-OD2	5.13	122.91	118.30
2	B	831	ASP	CB-CG-OD2	5.10	122.89	118.30
3	C	2769	LEU	O-C-N	5.10	130.87	122.70
1	A	3231	ASP	CB-CG-OD2	5.08	122.87	118.30
1	A	1043	PRO	N-CA-C	5.04	125.19	112.10
3	C	2717	ALA	N-CA-CB	5.03	117.14	110.10
17	Q	179	TYR	CA-C-O	5.02	130.63	120.10
2	B	109	VAL	CA-C-N	-5.01	106.17	117.20

There are no chirality outliers.

All (32) planarity outliers are listed below:

Mol	Chain	Res	Type	Group
1	A	1171	ILE	Mainchain,Peptide
1	A	121	GLY	Mainchain
1	A	1649	ALA	Mainchain
2	B	109	VAL	Mainchain
2	B	1166	GLU	Mainchain
2	B	1462	LYS	Peptide
2	B	25	GLN	Peptide

Continued on next page...

Continued from previous page...

Mol	Chain	Res	Type	Group
2	B	49	PHE	Mainchain,Peptide
2	B	56	ASP	Mainchain
2	B	59	THR	Mainchain
2	B	84	PHE	Mainchain
2	B	909	SER	Mainchain
2	B	99	LEU	Mainchain
3	C	2639	ASP	Mainchain
3	C	464	GLY	Mainchain
4	D	233	ASP	Peptide
7	G	16	ILE	Mainchain
7	G	17	ILE	Mainchain
7	G	18	GLN	Mainchain
7	G	28	ASN	Peptide
7	G	30	ILE	Mainchain
7	G	31	TYR	Mainchain
7	G	32	GLN	Mainchain
7	G	33	LYS	Mainchain
7	G	34	SER	Mainchain
7	G	35	LEU	Mainchain
7	G	36	LYS	Mainchain
7	G	37	ARG	Mainchain
16	P	62	LYS	Mainchain
16	P	70	ASP	Peptide

5.2 Too-close contacts [i](#)

In the following table, the Non-H and H(model) columns list the number of non-hydrogen atoms and hydrogen atoms in the chain respectively. The H(added) column lists the number of hydrogen atoms added and optimized by MolProbity. The Clashes column lists the number of clashes within the asymmetric unit, whereas Symm-Clashes lists symmetry-related clashes.

Mol	Chain	Non-H	H(model)	H(added)	Clashes	Symm-Clashes
1	A	33975	0	32349	2867	0
2	B	34713	0	33234	2520	0
3	C	30427	0	29349	1401	0
4	D	4680	0	4509	1322	0
5	E	4440	0	4304	1005	0
6	F	996	0	1019	262	0
7	G	1024	0	883	185	0
8	H	750	0	734	218	0
9	I	827	0	826	292	0
10	J	807	0	772	261	0

Continued on next page...

Continued from previous page...

Mol	Chain	Non-H	H(model)	H(added)	Clashes	Symm-Clashes
11	K	754	0	715	127	0
12	L	855	0	854	214	0
13	M	735	0	735	235	0
14	N	852	0	796	199	0
15	O	994	0	1017	307	0
16	P	541	0	217	55	0
17	Q	1001	0	490	284	0
18	R	739	156	339	37	0
19	A	54	0	23	33	0
19	B	54	0	24	19	0
19	C	54	0	22	33	0
20	A	31	0	12	10	0
20	B	31	0	12	44	0
20	C	31	0	12	1	0
21	A	3	0	0	2	0
21	B	3	0	0	0	0
21	C	3	0	0	0	0
All	All	119374	156	113247	9374	0

The all-atom clashscore is defined as the number of clashes found per 1000 atoms (including hydrogen atoms). The all-atom clashscore for this structure is 40.

All (9374) close contacts within the same asymmetric unit are listed below, sorted by their clash magnitude.

Atom-1	Atom-2	Interatomic distance (Å)	Clash overlap (Å)
10:J:86:CYS:SG	11:K:61:VAL:HG22	1.24	1.74
2:B:1474:MET:SD	2:B:1515:VAL:HG11	1.32	1.66
1:A:935:VAL:HG22	1:A:944:LEU:CD2	1.23	1.65
1:A:3232:ILE:HG12	1:A:3316:TRP:CZ3	1.14	1.65
2:B:582:MET:HE1	2:B:587:GLY:CA	1.26	1.65
3:C:196:PRO:HA	3:C:239:TRP:CZ2	1.23	1.64
2:B:544:HIS:CE1	2:B:609:LEU:HD12	1.32	1.64
1:A:1445:PHE:CE2	1:A:1564:CYS:HB3	1.14	1.63
2:B:939:ASN:CA	3:C:283:THR:CG2	1.76	1.63
2:B:939:ASN:HA	3:C:283:THR:CG2	1.27	1.63
3:C:2740:ILE:HG21	3:C:2744:LYS:CB	1.21	1.63
1:A:3235:TYR:CE2	1:A:3269:LEU:HD13	1.25	1.63
14:N:25:PHE:CE1	14:N:103:ILE:HG21	1.17	1.63
1:A:3121:LEU:HD21	1:A:3429:TRP:CB	1.16	1.62
2:B:864:ASN:HB2	2:B:947:LEU:CD2	1.15	1.62
2:B:436:PHE:CE1	2:B:499:LEU:CD2	1.77	1.62

Continued on next page...

Continued from previous page...

Atom-1	Atom-2	Interatomic distance (Å)	Clash overlap (Å)
2:B:952:PRO:CD	3:C:223:THR:HA	1.28	1.62
2:B:1238:LYS:CE	2:B:1308:LEU:HA	1.22	1.62
2:B:3118:TYR:CE2	2:B:3452:LEU:HA	1.26	1.61
4:D:207:ALA:CB	9:I:24:ILE:HD11	1.30	1.61
2:B:1447:ILE:CG2	2:B:1504:TRP:HE1	0.97	1.61
4:D:177:ASN:HD21	13:M:60:ASN:CB	1.02	1.61
4:D:170:THR:CG2	13:M:66:ILE:CG1	1.74	1.61
4:D:251:MET:CB	7:G:136:MET:HE1	1.13	1.61
2:B:429:LEU:HD12	2:B:489:PHE:CE2	1.32	1.60
2:B:864:ASN:CB	2:B:947:LEU:HG	1.31	1.60
3:C:2745:LYS:HD2	3:C:2749:VAL:CG2	1.19	1.60
2:B:801:ILE:HD12	2:B:878:ALA:CA	1.26	1.60
2:B:58:SER:HA	2:B:83:LYS:CB	1.27	1.60
5:E:20:PHE:CZ	15:O:80:LYS:HG3	1.10	1.60
5:E:20:PHE:CE2	15:O:80:LYS:HE3	1.36	1.60
1:A:1525:PHE:HB2	1:A:1541:PHE:CD2	1.36	1.60
2:B:956:LEU:HD23	3:C:285:SER:CB	1.16	1.60
1:A:1205:GLN:NE2	4:D:166:PHE:CE2	1.68	1.59
2:B:555:LEU:CD2	2:B:625:LEU:CD2	1.79	1.59
2:B:744:MET:SD	2:B:772:ILE:HG13	1.40	1.59
1:A:3290:LEU:HD22	1:A:3335:TRP:CZ2	1.09	1.59
2:B:963:PHE:CZ	3:C:39:LEU:CD2	1.78	1.59
1:A:597:VAL:HG13	4:D:502:ALA:CB	1.20	1.59
1:A:793:GLN:HB3	5:E:451:LYS:CB	1.20	1.58
1:A:3257:VAL:HG21	1:A:3266:VAL:CG1	1.16	1.58
4:D:172:GLU:CB	13:M:64:HIS:HB3	1.26	1.58
3:C:2745:LYS:CD	3:C:2749:VAL:HG21	1.24	1.58
2:B:669:ILE:CB	2:B:719:VAL:HG11	1.22	1.58
6:F:48:ILE:HD11	6:F:98:LEU:CD2	1.12	1.58
2:B:864:ASN:CA	2:B:947:LEU:HG	1.32	1.57
2:B:956:LEU:CD2	3:C:285:SER:HB3	1.28	1.57
2:B:1329:PRO:HA	2:B:1412:PHE:CB	1.20	1.57
1:A:891:PHE:CE1	1:A:972:TRP:CE3	1.88	1.57
3:C:2726:THR:HA	3:C:2729:LEU:CD1	1.14	1.57
6:F:48:ILE:CD1	6:F:98:LEU:HD23	1.26	1.57
1:A:2839:LEU:HD12	19:A:4703:ADP:C2	1.07	1.56
1:A:3232:ILE:CG1	1:A:3316:TRP:CZ3	1.79	1.56
2:B:669:ILE:HB	2:B:719:VAL:CG1	1.33	1.56
2:B:1058:LYS:CG	2:B:1166:GLU:HB3	1.29	1.56
2:B:429:LEU:CD1	2:B:489:PHE:CE2	1.88	1.56
2:B:966:LYS:HD2	3:C:345:TRP:CD2	1.34	1.56

Continued on next page...

Continued from previous page...

Atom-1	Atom-2	Interatomic distance (Å)	Clash overlap (Å)
2:B:1511:VAL:CB	2:B:1570:VAL:HG21	1.17	1.56
14:N:72:ILE:HG23	15:O:97:ILE:CG1	1.33	1.56
2:B:3:ASP:CB	2:B:7:LYS:CA	1.78	1.56
2:B:10:PRO:HA	2:B:25:GLN:CA	1.35	1.56
2:B:3:ASP:CB	2:B:7:LYS:HA	1.19	1.56
2:B:864:ASN:CB	2:B:947:LEU:CG	1.81	1.56
3:C:2740:ILE:CG2	3:C:2744:LYS:HB2	1.27	1.56
5:E:117:GLU:HG3	6:F:17:LEU:CD1	1.17	1.56
1:A:3245:LYS:NZ	17:Q:148:LEU:CB	1.68	1.55
4:D:251:MET:HB3	7:G:136:MET:CE	1.15	1.55
1:A:1146:GLN:CG	13:M:9:ALA:CB	1.75	1.55
5:E:117:GLU:CG	6:F:17:LEU:HD11	1.32	1.55
2:B:444:LEU:CA	5:E:515:LYS:HG3	1.35	1.55
1:A:785:HIS:CE1	4:D:391:ARG:NH2	1.69	1.54
3:C:2711:SER:HB3	3:C:2751:TRP:CZ2	1.35	1.54
5:E:16:ASN:CB	15:O:132:GLU:HG3	1.28	1.54
2:B:582:MET:CE	2:B:587:GLY:HA2	1.11	1.54
2:B:1488:LYS:CB	2:B:1501:VAL:HG11	1.35	1.54
14:N:25:PHE:CE1	14:N:103:ILE:CG2	1.85	1.54
2:B:444:LEU:HA	5:E:515:LYS:CG	1.32	1.54
2:B:409:SER:CB	2:B:413:PHE:CD1	1.89	1.53
2:B:3153:LEU:HD13	2:B:3707:LEU:CD1	1.33	1.53
5:E:61:VAL:CG2	10:J:106:LEU:HD22	1.32	1.53
2:B:17:ARG:N	2:B:17:ARG:CA	1.69	1.53
1:A:3249:ILE:CG1	1:A:3273:TYR:HA	1.32	1.53
2:B:954:ASP:HB2	3:C:220:TRP:CZ2	1.37	1.53
2:B:3446:SER:CB	2:B:3489:THR:HG23	1.35	1.53
4:D:395:HIS:NE2	4:D:399:VAL:CG1	1.69	1.53
4:D:569:TYR:CZ	4:D:578:LYS:HG2	1.43	1.52
5:E:20:PHE:CZ	15:O:80:LYS:CG	1.88	1.52
8:H:66:GLY:HA3	9:I:56:ILE:CG2	1.07	1.52
1:A:3232:ILE:HG12	1:A:3316:TRP:CE3	1.45	1.52
2:B:10:PRO:CB	2:B:25:GLN:HA	1.32	1.52
6:F:11:LEU:HD22	6:F:23:TYR:CE1	1.02	1.52
2:B:952:PRO:HG3	3:C:223:THR:CB	1.38	1.52
2:B:3118:TYR:HE2	2:B:3452:LEU:CA	1.23	1.51
6:F:91:GLN:HG2	6:F:96:THR:CG2	1.35	1.51
1:A:3235:TYR:CE2	1:A:3269:LEU:CD1	1.90	1.51
2:B:2334:TYR:N	20:B:5403:ATP:H2	1.07	1.51
2:B:3153:LEU:CD1	2:B:3707:LEU:HD11	1.07	1.51
1:A:2839:LEU:CD1	19:A:4703:ADP:N1	1.71	1.51

Continued on next page...

Continued from previous page...

Atom-1	Atom-2	Interatomic distance (Å)	Clash overlap (Å)
2:B:1395:LEU:CB	2:B:1430:ILE:HD13	1.03	1.51
2:B:1456:PHE:CZ	2:B:1563:VAL:CG1	1.92	1.51
2:B:10:PRO:CA	2:B:25:GLN:CA	1.85	1.51
6:F:14:LEU:CD2	6:F:23:TYR:HB3	1.39	1.51
1:A:156:VAL:H	2:B:168:ILE:CA	1.19	1.50
2:B:501:ARG:NH2	4:D:491:GLN:CG	1.68	1.50
3:C:60:LEU:HD21	3:C:69:TRP:CZ3	1.47	1.50
6:F:11:LEU:CD2	6:F:23:TYR:CE1	1.94	1.50
2:B:969:LEU:CD1	3:C:343:ASN:CB	1.85	1.50
1:A:1009:THR:HB	1:A:1074:MET:SD	1.52	1.50
1:A:3232:ILE:CD1	1:A:3316:TRP:HZ3	1.24	1.50
2:B:1456:PHE:CE1	2:B:1563:VAL:HG12	1.47	1.50
3:C:2738:ILE:CA	3:C:2746:PRO:HG3	1.36	1.50
4:D:297:LYS:NZ	4:D:328:LEU:HB2	1.22	1.50
5:E:20:PHE:CD2	15:O:80:LYS:CE	1.91	1.50
17:Q:68:LEU:C	17:Q:92:ASP:CB	1.79	1.49
1:A:3290:LEU:CD2	1:A:3335:TRP:CZ2	1.91	1.49
5:E:310:LEU:CG	5:E:358:ARG:NH2	1.71	1.49
1:A:580:LEU:CD2	1:A:640:SER:HB3	1.41	1.49
2:B:669:ILE:CD1	2:B:719:VAL:CG1	1.84	1.49
1:A:3103:TYR:CE2	1:A:3444:VAL:HG22	1.47	1.48
2:B:349:ASN:CA	2:B:416:LEU:HD21	1.43	1.48
3:C:2721:GLU:HB2	3:C:2803:MET:CE	1.36	1.48
2:B:555:LEU:HD23	2:B:625:LEU:CD2	1.38	1.48
3:C:2701:ILE:HD11	3:C:2704:LYS:CD	1.03	1.48
8:H:66:GLY:CA	9:I:56:ILE:HG21	1.40	1.48
2:B:939:ASN:C	3:C:283:THR:CG2	1.78	1.48
3:C:196:PRO:CA	3:C:239:TRP:HZ2	1.24	1.48
5:E:20:PHE:CD2	15:O:80:LYS:HE3	0.95	1.47
1:A:3251:ILE:N	17:Q:62:ILE:CB	1.72	1.47
1:A:2839:LEU:HD11	19:A:4703:ADP:C6	1.47	1.47
6:F:56:TRP:CE2	6:F:91:GLN:OE1	1.67	1.47
1:A:3121:LEU:CD2	1:A:3429:TRP:HB3	1.00	1.47
2:B:669:ILE:HD12	2:B:719:VAL:CG1	1.36	1.47
18:R:120:GLU:CB	18:R:124:THR:CB	1.93	1.47
1:A:3446:ASN:ND2	1:A:3488:LEU:HD13	1.27	1.47
4:D:172:GLU:HB3	13:M:64:HIS:CB	1.43	1.47
1:A:598:ARG:NH1	4:D:504:TYR:CB	1.78	1.46
1:A:1445:PHE:CE2	1:A:1564:CYS:CB	1.95	1.46
1:A:3257:VAL:CG2	1:A:3266:VAL:CG1	1.90	1.46
2:B:1607:PRO:CG	2:B:1946:SER:HB3	1.38	1.46

Continued on next page...

Continued from previous page...

Atom-1	Atom-2	Interatomic distance (Å)	Clash overlap (Å)
3:C:2738:ILE:HA	3:C:2746:PRO:CG	1.38	1.46
2:B:3264:ASN:HB2	2:B:3306:ILE:CD1	1.43	1.46
6:F:14:LEU:HD23	6:F:23:TYR:CD2	1.51	1.46
2:B:963:PHE:CZ	3:C:39:LEU:HD22	0.93	1.46
2:B:1511:VAL:HA	2:B:1570:VAL:CG2	1.42	1.46
1:A:697:ARG:NH1	4:D:458:CYS:CB	1.77	1.45
1:A:704:ARG:HH11	4:D:456:LEU:C	1.14	1.45
3:C:165:GLY:O	3:C:174:PHE:CZ	1.65	1.45
4:D:115:TYR:OH	14:N:78:HIS:CD2	1.70	1.45
5:E:16:ASN:HB2	15:O:132:GLU:CA	1.40	1.45
1:A:3257:VAL:CB	1:A:3266:VAL:HG13	1.41	1.45
2:B:10:PRO:CA	2:B:25:GLN:HA	0.97	1.45
5:E:164:VAL:HG22	5:E:181:TYR:CE1	1.51	1.45
8:H:66:GLY:CA	9:I:56:ILE:CG2	1.91	1.45
2:B:939:ASN:CA	3:C:283:THR:HG21	1.34	1.45
5:E:100:GLU:HB3	5:E:105:PHE:CD2	1.49	1.45
7:G:119:PRO:HD2	9:I:12:ILE:CD1	1.47	1.44
1:A:3106:LYS:HG2	1:A:3443:LEU:CD1	1.46	1.44
4:D:294:GLN:NE2	4:D:297:LYS:HE2	1.12	1.44
8:H:51:SER:HB2	18:R:32:LYS:CB	1.44	1.44
1:A:597:VAL:CG1	4:D:502:ALA:CB	1.94	1.44
1:A:943:THR:C	1:A:944:LEU:N	1.69	1.44
1:A:1030:SER:O	1:A:1092:TRP:CH2	1.70	1.44
2:B:1511:VAL:CA	2:B:1570:VAL:HG21	1.48	1.44
8:H:54:HIS:CE1	18:R:62:LYS:HA	1.49	1.44
1:A:3304:GLU:HB2	17:Q:78:SER:N	1.17	1.44
3:C:2709:ALA:HA	3:C:2758:MET:SD	1.58	1.44
1:A:3257:VAL:CG1	1:A:3266:VAL:HG13	1.48	1.43
2:B:544:HIS:HE1	2:B:609:LEU:CD1	1.27	1.43
3:C:2701:ILE:HD11	3:C:2704:LYS:CE	1.46	1.43
2:B:669:ILE:CB	2:B:719:VAL:CG1	1.87	1.43
2:B:3178:VAL:CG1	2:B:3395:LEU:HD21	1.47	1.43
5:E:20:PHE:CE2	15:O:80:LYS:HG3	1.51	1.43
1:A:2839:LEU:HD12	19:A:4703:ADP:N1	1.17	1.43
1:A:3106:LYS:CG	1:A:3443:LEU:HD21	1.47	1.43
2:B:349:ASN:CB	2:B:416:LEU:HD21	1.46	1.43
2:B:952:PRO:CG	3:C:223:THR:C	1.78	1.43
7:G:120:THR:CG2	9:I:12:ILE:HG23	1.45	1.43
2:B:798:ASN:HB3	2:B:874:ALA:CB	1.47	1.42
6:F:56:TRP:CD1	6:F:91:GLN:NE2	1.80	1.42
2:B:1474:MET:CE	2:B:1515:VAL:HG11	1.47	1.42

Continued on next page...

Continued from previous page...

Atom-1	Atom-2	Interatomic distance (Å)	Clash overlap (Å)
2:B:799:VAL:C	2:B:800:LYS:N	1.71	1.42
2:B:903:ARG:CB	2:B:914:ASP:OD2	1.68	1.42
2:B:1447:ILE:HG21	2:B:1504:TRP:NE1	1.25	1.42
1:A:2839:LEU:CD1	19:A:4703:ADP:C2	1.95	1.42
2:B:682:LYS:NZ	5:E:186:PHE:CD1	1.71	1.42
2:B:1395:LEU:CB	2:B:1430:ILE:CD1	1.95	1.42
4:D:552:PRO:HD2	4:D:595:PHE:CD2	1.53	1.42
1:A:755:HIS:CE1	1:A:869:TYR:CD2	2.08	1.42
1:A:3251:ILE:HD12	17:Q:64:LYS:N	1.33	1.42
1:A:3308:PRO:HD3	17:Q:56:SER:C	1.07	1.42
5:E:20:PHE:CE2	15:O:80:LYS:CE	2.01	1.42
1:A:1012:LYS:CE	1:A:1071:ILE:HB	1.47	1.41
18:R:82:ALA:C	18:R:83:ASN:N	1.71	1.41
1:A:160:GLU:HA	2:B:167:GLN:CB	1.50	1.41
1:A:906:LEU:HD13	1:A:998:VAL:CG1	0.94	1.41
1:A:1146:GLN:NE2	13:M:9:ALA:HB1	1.28	1.41
1:A:3257:VAL:CG2	1:A:3266:VAL:HG13	1.46	1.41
2:B:1058:LYS:HG3	2:B:1166:GLU:CB	1.49	1.41
2:B:1485:MET:CB	2:B:1505:ARG:NE	1.81	1.41
3:C:2726:THR:CA	3:C:2729:LEU:HD12	1.50	1.41
1:A:697:ARG:NH1	4:D:458:CYS:HB3	1.26	1.41
2:B:1329:PRO:CA	2:B:1412:PHE:CB	1.99	1.41
1:A:857:ARG:NH2	5:E:207:SER:HA	1.17	1.40
2:B:444:LEU:HD23	5:E:515:LYS:CE	1.50	1.40
1:A:785:HIS:HE1	4:D:391:ARG:NH2	0.91	1.40
1:A:1020:PHE:CZ	1:A:1069:TYR:CE1	2.09	1.40
5:E:492:ASP:HA	5:E:495:TYR:CE2	1.54	1.40
1:A:1513:LYS:CE	1:A:1578:ASN:HD21	1.31	1.40
1:A:3304:GLU:CB	17:Q:78:SER:H	1.34	1.40
14:N:25:PHE:CZ	14:N:103:ILE:HG21	1.54	1.40
16:P:11:THR:O	16:P:67:LEU:CB	1.67	1.40
3:C:2701:ILE:CD1	3:C:2704:LYS:CD	1.99	1.39
10:J:77:HIS:ND1	11:K:70:VAL:CG2	1.85	1.39
1:A:797:ASN:OD1	5:E:450:HIS:CE1	1.76	1.39
3:C:2792:TYR:O	3:C:2796:PRO:CG	1.66	1.39
10:J:38:GLU:CD	15:O:29:PHE:CE2	1.93	1.39
1:A:1235:PRO:C	1:A:1252:PHE:CB	1.89	1.39
10:J:61:ALA:HB2	10:J:80:PHE:CE2	1.56	1.39
1:A:612:HIS:CE1	4:D:522:ASP:OD2	1.74	1.39
1:A:906:LEU:CD1	1:A:998:VAL:HG11	0.92	1.39
1:A:1146:GLN:CG	13:M:9:ALA:HB1	1.34	1.39

Continued on next page...

Continued from previous page...

Atom-1	Atom-2	Interatomic distance (Å)	Clash overlap (Å)
2:B:952:PRO:CB	3:C:223:THR:HA	1.52	1.39
2:B:2333:PRO:HB2	20:B:5403:ATP:N1	1.33	1.39
2:B:3150:VAL:HG12	2:B:3423:VAL:CG2	1.51	1.39
2:B:444:LEU:HD23	5:E:515:LYS:NZ	1.33	1.39
2:B:659:THR:HG22	2:B:757:TRP:CD1	1.58	1.39
2:B:3446:SER:HB2	2:B:3489:THR:CG2	1.48	1.39
6:F:56:TRP:CZ2	6:F:91:GLN:OE1	1.73	1.39
1:A:1234:GLY:C	1:A:1252:PHE:CB	1.91	1.38
1:A:972:TRP:CZ3	1:A:985:PHE:CZ	2.12	1.38
14:N:72:ILE:CG2	15:O:97:ILE:HD11	1.53	1.38
1:A:1513:LYS:CD	1:A:1578:ASN:HD21	1.35	1.38
1:A:1525:PHE:CB	1:A:1541:PHE:HD2	1.32	1.38
1:A:3121:LEU:CD2	1:A:3429:TRP:CB	1.76	1.38
2:B:1447:ILE:CG2	2:B:1504:TRP:NE1	1.70	1.38
2:B:1456:PHE:CD2	2:B:1569:VAL:HG13	1.57	1.38
5:E:395:VAL:CG2	5:E:402:ILE:CD1	1.99	1.38
1:A:576:TYR:CE1	1:A:620:PRO:O	1.75	1.38
1:A:598:ARG:NH1	4:D:504:TYR:HB3	1.05	1.38
1:A:612:HIS:O	4:D:500:LEU:CD2	1.70	1.38
1:A:1146:GLN:CD	13:M:9:ALA:HB1	1.02	1.38
2:B:3:ASP:C	2:B:7:LYS:CB	1.91	1.38
2:B:501:ARG:CZ	4:D:491:GLN:HG3	1.54	1.37
2:B:1467:PHE:CB	2:B:1470:LEU:HD11	1.52	1.37
4:D:90:ASP:OD2	13:M:32:LYS:HG3	1.20	1.37
1:A:3251:ILE:CG1	17:Q:64:LYS:O	1.72	1.37
2:B:3:ASP:CB	2:B:7:LYS:CB	2.03	1.37
2:B:3:ASP:O	2:B:7:LYS:CB	1.71	1.37
2:B:963:PHE:CE1	3:C:39:LEU:HD13	1.57	1.37
1:A:850:SER:OG	5:E:203:LEU:CD2	1.74	1.36
1:A:3351:PRO:N	1:A:3351:PRO:CA	1.71	1.36
1:A:1012:LYS:HE2	1:A:1071:ILE:CB	1.54	1.36
2:B:952:PRO:HG2	3:C:223:THR:N	1.07	1.36
2:B:963:PHE:CE2	3:C:39:LEU:HD22	1.60	1.36
2:B:966:LYS:CA	3:C:343:ASN:O	1.72	1.36
2:B:3264:ASN:CB	2:B:3306:ILE:HD11	1.55	1.36
2:B:952:PRO:CB	3:C:223:THR:O	1.73	1.36
2:B:1456:PHE:CZ	2:B:1563:VAL:HG12	1.55	1.36
2:B:1511:VAL:CA	2:B:1570:VAL:CG2	1.98	1.36
1:A:1633:ALA:CB	1:A:1839:LEU:O	1.74	1.36
1:A:3106:LYS:HG3	1:A:3443:LEU:CD2	1.53	1.36
3:C:265:LYS:HE2	3:C:356:THR:CG2	1.55	1.36

Continued on next page...

Continued from previous page...

Atom-1	Atom-2	Interatomic distance (Å)	Clash overlap (Å)
3:C:2720:PRO:HB2	3:C:2798:PHE:CE2	1.58	1.36
4:D:177:ASN:ND2	13:M:60:ASN:HB2	1.04	1.36
1:A:723:PHE:HE1	1:A:772:TRP:NE1	1.18	1.35
1:A:1146:GLN:CD	13:M:9:ALA:CB	1.86	1.35
2:B:81:ILE:O	2:B:110:VAL:HA	1.22	1.35
2:B:669:ILE:CD1	2:B:719:VAL:HG13	0.89	1.35
2:B:1058:LYS:CE	2:B:1166:GLU:O	1.70	1.35
2:B:3228:GLU:HG3	2:B:3346:PHE:CE1	1.58	1.35
1:A:737:TYR:CE1	1:A:759:LEU:HD23	1.62	1.35
1:A:1012:LYS:NZ	1:A:1072:GLY:H	0.89	1.35
2:B:956:LEU:CD2	3:C:285:SER:CB	1.88	1.35
3:C:132:GLU:CD	3:C:133:PRO:HD2	1.44	1.35
3:C:2701:ILE:CD1	3:C:2704:LYS:HD2	1.56	1.35
1:A:1012:LYS:NZ	1:A:1072:GLY:N	1.67	1.35
1:A:704:ARG:NH1	4:D:456:LEU:CA	1.89	1.35
4:D:75:LEU:HB2	15:O:102:LEU:CD1	1.54	1.35
5:E:100:GLU:CB	5:E:105:PHE:HD2	1.39	1.35
2:B:969:LEU:HD13	3:C:343:ASN:CB	1.42	1.35
2:B:433:ILE:HG23	2:B:463:PHE:CZ	1.61	1.34
2:B:857:LYS:CB	3:C:170:GLN:H	1.38	1.34
2:B:963:PHE:CE1	3:C:39:LEU:O	1.78	1.34
1:A:3304:GLU:CB	17:Q:78:SER:N	1.88	1.34
1:A:3308:PRO:CD	17:Q:56:SER:C	1.93	1.34
2:B:10:PRO:HA	2:B:25:GLN:C	1.47	1.34
1:A:403:ALA:HB2	1:A:471:ASN:CB	1.55	1.34
2:B:669:ILE:CG1	2:B:719:VAL:CG1	2.06	1.34
2:B:1223:LYS:NZ	2:B:1277:ARG:CB	1.91	1.34
1:A:1205:GLN:CD	4:D:166:PHE:CD2	1.98	1.34
1:A:817:VAL:C	1:A:818:LEU:HD13	1.45	1.33
1:A:861:ASP:CG	5:E:152:LEU:CB	1.75	1.33
1:A:1632:ASP:HB2	1:A:1892:PHE:CD1	1.62	1.33
1:A:3443:LEU:CD1	1:A:3493:PHE:HZ	1.40	1.33
2:B:1511:VAL:HG22	2:B:1570:VAL:CB	1.55	1.33
14:N:72:ILE:CG2	15:O:97:ILE:CD1	2.04	1.33
2:B:3301:ASN:ND2	2:B:3351:LYS:HZ2	1.23	1.33
3:C:2745:LYS:CE	3:C:2749:VAL:HG11	1.57	1.33
1:A:659:TRP:CZ2	1:A:702:LEU:HD11	1.63	1.33
1:A:1157:GLN:CG	1:A:1180:ARG:HH21	1.38	1.33
4:D:91:TYR:CE2	13:M:80:LEU:HB2	1.61	1.33
1:A:93:VAL:CB	1:A:125:PRO:CB	2.07	1.33
1:A:3231:ASP:OD2	1:A:3258:PHE:CD2	1.82	1.33

Continued on next page...

Continued from previous page...

Atom-1	Atom-2	Interatomic distance (Å)	Clash overlap (Å)
3:C:2727:ILE:O	3:C:2730:LEU:HD11	1.24	1.33
10:J:86:CYS:SG	11:K:61:VAL:CG2	2.15	1.33
1:A:686:VAL:CG2	1:A:731:LEU:HD23	1.57	1.33
1:A:1157:GLN:HG2	1:A:1180:ARG:NH2	1.01	1.33
2:B:969:LEU:CD1	3:C:343:ASN:HB2	1.50	1.33
10:J:38:GLU:OE1	15:O:29:PHE:CD2	1.78	1.33
16:P:15:SER:C	16:P:16:GLU:N	1.81	1.33
1:A:857:ARG:NH1	5:E:200:TRP:HE1	0.83	1.32
1:A:972:TRP:CZ3	1:A:985:PHE:HZ	1.42	1.32
4:D:172:GLU:OE1	12:L:55:LEU:HD12	1.23	1.32
6:F:91:GLN:CG	6:F:96:THR:HG22	1.57	1.32
1:A:891:PHE:CD1	1:A:972:TRP:CE3	2.15	1.32
1:A:970:TYR:O	1:A:983:ALA:HB1	1.18	1.32
2:B:669:ILE:CG1	2:B:719:VAL:HG13	1.57	1.32
2:B:864:ASN:CB	2:B:947:LEU:CD2	1.98	1.32
1:A:3251:ILE:CA	17:Q:62:ILE:CB	2.08	1.32
3:C:2793:LEU:O	3:C:2796:PRO:CD	1.77	1.32
5:E:395:VAL:HG23	5:E:402:ILE:CD1	1.55	1.32
10:J:61:ALA:HB2	10:J:80:PHE:CZ	1.64	1.32
1:A:40:LEU:CB	1:A:41:LEU:N	1.92	1.32
4:D:174:GLN:HA	13:M:62:GLY:CA	1.58	1.32
5:E:310:LEU:HG	5:E:358:ARG:NH2	1.35	1.32
1:A:704:ARG:NH1	4:D:456:LEU:C	1.82	1.31
2:B:444:LEU:HD11	2:B:527:PHE:CE1	1.62	1.31
4:D:266:TYR:OH	5:E:121:TYR:HB3	1.29	1.31
6:F:56:TRP:CE2	6:F:91:GLN:CD	1.99	1.31
17:Q:69:ASN:N	17:Q:92:ASP:CB	1.91	1.31
1:A:801:ILE:CG2	1:A:862:LEU:HD21	1.59	1.31
1:A:1051:GLN:NE2	1:A:1096:TYR:OH	1.63	1.31
1:A:3304:GLU:HB3	17:Q:55:LEU:O	1.25	1.31
2:B:2333:PRO:CB	20:B:5403:ATP:N1	1.90	1.31
3:C:2723:PHE:CE1	3:C:2749:VAL:CG1	2.14	1.31
4:D:107:VAL:HG23	15:O:97:ILE:O	1.29	1.31
5:E:16:ASN:CB	15:O:132:GLU:CG	2.07	1.31
2:B:555:LEU:CD2	2:B:625:LEU:HD22	0.84	1.31
4:D:174:GLN:CA	13:M:62:GLY:HA2	1.58	1.31
1:A:857:ARG:NH1	5:E:200:TRP:NE1	1.67	1.31
1:A:3235:TYR:CZ	1:A:3269:LEU:HD13	1.65	1.31
2:B:801:ILE:CD1	2:B:878:ALA:CA	2.06	1.31
2:B:3139:GLY:HA3	2:B:3433:TRP:CH2	1.44	1.31
1:A:1020:PHE:HZ	1:A:1069:TYR:CE1	1.47	1.30

Continued on next page...

Continued from previous page...

Atom-1	Atom-2	Interatomic distance (Å)	Clash overlap (Å)
1:A:3304:GLU:CB	17:Q:55:LEU:O	1.79	1.30
2:B:1488:LYS:CB	2:B:1501:VAL:CG1	2.09	1.30
8:H:12:LYS:HG2	8:H:80:TYR:CE2	1.64	1.30
6:F:11:LEU:HD22	6:F:23:TYR:CZ	1.64	1.30
1:A:793:GLN:CB	5:E:451:LYS:HB2	1.62	1.30
1:A:1638:THR:HG21	1:A:1655:GLN:NE2	1.43	1.30
2:B:954:ASP:CB	3:C:220:TRP:HZ2	1.45	1.30
4:D:170:THR:CG2	13:M:66:ILE:HG12	0.82	1.30
4:D:208:TYR:CE1	9:I:100:ASN:HB3	1.64	1.30
4:D:367:LEU:CG	4:D:371:THR:OG1	1.80	1.30
5:E:20:PHE:CE1	14:N:89:GLN:OE1	1.83	1.30
5:E:71:ARG:NH1	8:H:71:PHE:HZ	1.26	1.30
8:H:60:ILE:HG12	9:I:85:TYR:CB	1.60	1.30
1:A:598:ARG:HH12	4:D:504:TYR:CB	1.39	1.30
1:A:600:MET:HE2	1:A:697:ARG:NH1	1.45	1.30
1:A:601:PRO:CG	1:A:698:GLU:HG3	1.58	1.30
2:B:857:LYS:HB3	3:C:170:GLN:N	1.16	1.30
18:R:82:ALA:C	18:R:83:ASN:CA	2.00	1.30
1:A:156:VAL:N	2:B:168:ILE:HA	1.46	1.30
4:D:569:TYR:CE2	4:D:578:LYS:HG2	1.66	1.30
5:E:20:PHE:HE1	14:N:89:GLN:OE1	0.95	1.30
2:B:857:LYS:CB	3:C:170:GLN:N	1.94	1.29
5:E:20:PHE:CE2	15:O:80:LYS:CD	2.14	1.29
14:N:85:ILE:CG2	14:N:98:ILE:CD1	2.09	1.29
1:A:409:LEU:CB	1:A:464:PHE:CB	2.09	1.29
2:B:669:ILE:CG2	2:B:719:VAL:HG11	1.62	1.29
2:B:952:PRO:CB	3:C:223:THR:CA	2.07	1.29
2:B:1467:PHE:CE2	2:B:1560:MET:SD	2.26	1.29
2:B:1492:LYS:CE	2:B:3606:GLN:OE1	1.80	1.29
4:D:163:ARG:NH2	12:L:71:ASP:O	1.63	1.29
4:D:517:ILE:CD1	4:D:527:ILE:HG23	1.61	1.29
2:B:409:SER:HB2	2:B:413:PHE:CD1	1.56	1.29
2:B:582:MET:CE	2:B:587:GLY:CA	1.86	1.29
10:J:32:CYS:CB	10:J:96:ILE:HG12	1.60	1.29
2:B:2334:TYR:N	20:B:5403:ATP:C2	1.99	1.29
1:A:3298:ILE:O	1:A:3343:HIS:CE1	1.83	1.29
2:B:1223:LYS:HZ1	2:B:1277:ARG:CB	1.46	1.29
2:B:2333:PRO:C	20:B:5403:ATP:H2	1.36	1.29
8:H:65:PHE:HA	9:I:80:GLY:CA	1.61	1.29
2:B:659:THR:HG22	2:B:757:TRP:NE1	1.48	1.28
2:B:2666:ARG:HD2	20:B:5403:ATP:O1G	1.12	1.28

Continued on next page...

Continued from previous page...

Atom-1	Atom-2	Interatomic distance (Å)	Clash overlap (Å)
3:C:2734:PHE:CE2	3:C:2767:LYS:HG3	1.65	1.28
5:E:259:ASN:ND2	5:E:299:GLY:HA3	1.46	1.28
14:N:89:GLN:NE2	14:N:94:ASP:OD2	1.66	1.28
2:B:952:PRO:CG	3:C:223:THR:CB	1.97	1.28
4:D:207:ALA:CB	9:I:24:ILE:CD1	2.08	1.28
1:A:935:VAL:CG2	1:A:944:LEU:HD22	1.61	1.28
2:B:444:LEU:HD23	2:B:526:ASN:ND2	1.48	1.28
2:B:1511:VAL:CG1	2:B:1570:VAL:HG21	1.61	1.28
2:B:801:ILE:HD13	2:B:937:PHE:CE1	1.66	1.28
2:B:1238:LYS:CE	2:B:1308:LEU:CA	2.12	1.28
3:C:535:GLU:CB	3:C:701:ASN:CB	2.12	1.28
4:D:170:THR:HG21	13:M:66:ILE:CG1	1.41	1.28
4:D:294:GLN:HE21	4:D:297:LYS:CE	1.45	1.28
1:A:634:ILE:CG2	1:A:638:TYR:CZ	2.16	1.28
1:A:3251:ILE:HG13	17:Q:64:LYS:O	1.16	1.28
2:B:500:GLU:OE1	2:B:535:ILE:CD1	1.80	1.28
2:B:744:MET:SD	2:B:772:ILE:CG1	2.19	1.28
2:B:1467:PHE:HB3	2:B:1470:LEU:CD1	1.62	1.28
3:C:2727:ILE:O	3:C:2730:LEU:CD1	1.80	1.28
4:D:367:LEU:CD1	4:D:371:THR:OG1	1.82	1.28
5:E:46:ASN:O	12:L:88:PHE:CD1	1.86	1.28
9:I:26:ASN:HB2	9:I:98:PHE:CE2	1.68	1.28
1:A:1020:PHE:HA	1:A:1023:PHE:CE2	1.68	1.27
1:A:1114:GLN:O	1:A:1118:LEU:CD2	1.83	1.27
1:A:1638:THR:CG2	1:A:1655:GLN:HE21	1.46	1.27
2:B:501:ARG:HH12	4:D:491:GLN:CD	1.33	1.27
3:C:196:PRO:CA	3:C:239:TRP:CZ2	2.04	1.27
4:D:196:CYS:SG	9:I:86:ASP:OD1	1.91	1.27
5:E:70:ASP:OD2	9:I:64:LYS:HE3	1.33	1.27
1:A:723:PHE:CE1	1:A:772:TRP:NE1	2.01	1.27
1:A:793:GLN:CB	5:E:451:LYS:CB	2.12	1.27
1:A:817:VAL:O	1:A:818:LEU:CD1	1.82	1.27
1:A:3251:ILE:C	17:Q:62:ILE:CB	2.03	1.27
6:F:50:ALA:CA	8:H:83:GLN:HG3	1.63	1.27
14:N:85:ILE:CG2	14:N:98:ILE:HD11	1.63	1.27
14:N:85:ILE:CB	14:N:98:ILE:HD11	1.65	1.27
1:A:599:ASN:CG	4:D:398:PRO:HG2	1.54	1.27
1:A:1126:VAL:HA	1:A:1131:SER:OG	1.29	1.27
1:A:1487:VAL:HG23	1:A:1490:PHE:CE1	1.68	1.27
1:A:3235:TYR:CZ	1:A:3269:LEU:CD1	2.17	1.27
2:B:467:VAL:HG12	2:B:471:THR:OG1	1.29	1.27

Continued on next page...

Continued from previous page...

Atom-1	Atom-2	Interatomic distance (Å)	Clash overlap (Å)
10:J:74:PRO:HG3	12:L:102:ARG:CD	1.65	1.27
1:A:634:ILE:HG22	1:A:638:TYR:CZ	1.69	1.27
1:A:1235:PRO:N	1:A:1252:PHE:CB	1.96	1.27
1:A:3307:GLU:OE2	17:Q:56:SER:N	1.65	1.27
4:D:255:ASN:ND2	7:G:134:GLU:OE1	1.67	1.27
1:A:598:ARG:O	4:D:460:LEU:CD2	1.83	1.27
1:A:3251:ILE:HD12	17:Q:64:LYS:CA	1.64	1.27
1:A:3307:GLU:HG2	17:Q:30:LYS:CA	1.61	1.27
2:B:1004:SER:OG	2:B:1094:TRP:HH2	1.16	1.27
1:A:3232:ILE:CG1	1:A:3316:TRP:HZ3	1.20	1.26
1:A:3270:LYS:CE	17:Q:57:LEU:O	1.81	1.26
1:A:3300:GLU:HB3	17:Q:76:ILE:CB	1.65	1.26
5:E:395:VAL:CG2	5:E:402:ILE:HD11	1.57	1.26
1:A:601:PRO:HG2	1:A:698:GLU:CG	1.61	1.26
1:A:850:SER:CB	5:E:204:ASN:HB3	1.65	1.26
1:A:3290:LEU:HD22	1:A:3335:TRP:CE2	1.69	1.26
2:B:3238:HIS:CE1	2:B:3335:LYS:HG3	1.69	1.26
2:B:3271:ASP:OD1	2:B:3272:PRO:HD2	1.24	1.26
4:D:80:PRO:HG3	15:O:103:TRP:NE1	1.49	1.26
1:A:3257:VAL:HG11	1:A:3266:VAL:CB	1.65	1.26
2:B:429:LEU:HG	2:B:489:PHE:CZ	1.71	1.26
2:B:1456:PHE:CD1	2:B:1467:PHE:CE1	2.22	1.26
3:C:143:PRO:HD3	3:C:187:TRP:CD1	1.71	1.26
3:C:2726:THR:CA	3:C:2729:LEU:CD1	2.08	1.26
4:D:552:PRO:HD2	4:D:595:PHE:CE2	1.71	1.26
1:A:156:VAL:N	2:B:168:ILE:CA	1.98	1.26
1:A:3270:LYS:HE2	17:Q:57:LEU:O	1.25	1.26
1:A:3306:LEU:O	1:A:3306:LEU:HD13	1.10	1.26
4:D:75:LEU:CB	15:O:102:LEU:HD11	1.66	1.26
4:D:552:PRO:CD	4:D:595:PHE:CD2	2.17	1.26
18:R:97:ALA:CB	18:R:101:ASN:O	1.84	1.26
1:A:801:ILE:CA	5:E:149:THR:HB	1.63	1.26
1:A:3232:ILE:CD1	1:A:3316:TRP:CZ3	2.06	1.26
1:A:3443:LEU:HD12	1:A:3493:PHE:CZ	1.71	1.26
2:B:58:SER:CA	2:B:83:LYS:CB	2.10	1.26
2:B:1456:PHE:CD1	2:B:1467:PHE:HE1	1.52	1.26
4:D:90:ASP:CG	13:M:32:LYS:HG3	1.55	1.26
8:H:51:SER:CB	18:R:32:LYS:CB	2.14	1.26
1:A:3235:TYR:OH	1:A:3269:LEU:HD12	1.28	1.25
1:A:3305:LEU:HD21	17:Q:79:LEU:CB	1.44	1.25
2:B:10:PRO:CB	2:B:25:GLN:CA	2.07	1.25

Continued on next page...

Continued from previous page...

Atom-1	Atom-2	Interatomic distance (Å)	Clash overlap (Å)
2:B:444:LEU:CA	5:E:515:LYS:CG	1.97	1.25
3:C:771:GLU:CB	3:C:838:TRP:HH2	1.48	1.25
1:A:670:LEU:CB	1:A:692:ILE:HD11	1.64	1.25
1:A:755:HIS:CE1	1:A:869:TYR:HD2	1.44	1.25
1:A:1276:GLN:HG2	4:D:153:HIS:CE1	1.70	1.25
1:A:1632:ASP:HB2	1:A:1892:PHE:CE1	1.71	1.25
1:A:3251:ILE:CD1	17:Q:64:LYS:C	2.05	1.25
2:B:1450:TRP:O	2:B:1454:GLN:HG3	1.09	1.25
2:B:2333:PRO:C	20:B:5403:ATP:C2	2.08	1.25
6:F:81:THR:HG21	7:G:114:VAL:CG2	1.67	1.25
2:B:939:ASN:C	3:C:283:THR:HG21	0.89	1.25
2:B:939:ASN:O	3:C:283:THR:HG21	1.15	1.25
3:C:2738:ILE:HD12	3:C:2740:ILE:O	1.31	1.25
14:N:75:GLN:HB3	15:O:93:GLN:CG	1.65	1.25
1:A:800:ASP:C	5:E:149:THR:H	1.40	1.25
2:B:798:ASN:CB	2:B:874:ALA:HB1	1.66	1.25
2:B:1474:MET:SD	2:B:1515:VAL:CG1	2.23	1.25
8:H:52:ARG:HA	18:R:63:ASN:CB	1.65	1.25
1:A:1205:GLN:NE2	4:D:166:PHE:CG	2.03	1.25
5:E:77:GLU:OE2	5:E:87:ASN:ND2	1.67	1.25
1:A:803:GLU:OE2	5:E:148:LYS:HE2	1.37	1.25
1:A:1148:GLU:OE2	12:L:51:LYS:NZ	1.68	1.25
2:B:864:ASN:HB3	2:B:947:LEU:CB	1.64	1.25
3:C:2740:ILE:CG1	3:C:2744:LYS:HB3	1.65	1.25
4:D:398:PRO:CD	4:D:419:SER:HB2	1.66	1.25
1:A:156:VAL:H	2:B:168:ILE:C	1.39	1.24
1:A:1513:LYS:HE2	1:A:1578:ASN:ND2	1.51	1.24
5:E:46:ASN:O	12:L:88:PHE:CG	1.90	1.24
1:A:3347:LYS:O	1:A:3351:PRO:CD	1.83	1.24
2:B:939:ASN:O	3:C:283:THR:CG2	1.77	1.24
3:C:265:LYS:CE	3:C:356:THR:HG22	1.65	1.24
1:A:700:LYS:HA	4:D:454:ILE:O	1.38	1.24
1:A:891:PHE:CE1	1:A:972:TRP:HE3	1.34	1.24
1:A:3307:GLU:CG	17:Q:30:LYS:HA	1.67	1.24
1:A:3347:LYS:O	1:A:3351:PRO:HD2	1.29	1.24
3:C:2720:PRO:CB	3:C:2798:PHE:CE2	2.21	1.24
4:D:174:GLN:CB	13:M:62:GLY:HA3	1.67	1.24
1:A:614:PHE:CD1	1:A:644:LEU:HD22	1.72	1.24
1:A:800:ASP:CA	5:E:148:LYS:HA	1.52	1.24
1:A:870:PRO:O	1:A:871:LEU:HD13	1.35	1.24
2:B:1109:THR:O	2:B:1113:LEU:HG	1.19	1.24

Continued on next page...

Continued from previous page...

Atom-1	Atom-2	Interatomic distance (Å)	Clash overlap (Å)
3:C:60:LEU:CD2	3:C:69:TRP:CZ3	2.18	1.24
4:D:174:GLN:OE1	12:L:49:LEU:HD12	1.33	1.24
1:A:686:VAL:HG21	1:A:731:LEU:CD2	1.66	1.23
1:A:704:ARG:HH11	4:D:457:ALA:N	1.34	1.23
1:A:971:ASN:HA	1:A:985:PHE:CE2	1.72	1.23
1:A:1126:VAL:HB	1:A:1201:TYR:OH	1.09	1.23
1:A:3235:TYR:HE2	1:A:3269:LEU:CD1	1.32	1.23
2:B:794:LEU:HA	2:B:797:PHE:CD2	1.71	1.23
4:D:175:THR:OG1	13:M:61:PHE:N	1.70	1.23
4:D:251:MET:CB	7:G:136:MET:CE	1.81	1.23
10:J:36:ILE:HG12	10:J:72:PHE:CE1	1.72	1.23
1:A:3106:LYS:CG	1:A:3443:LEU:CD2	2.09	1.23
2:B:429:LEU:CD1	2:B:489:PHE:CD2	2.20	1.23
2:B:467:VAL:CG1	2:B:471:THR:OG1	1.87	1.23
2:B:1234:GLU:OE1	2:B:1305:LEU:HA	1.33	1.23
3:C:2738:ILE:CD1	3:C:2740:ILE:O	1.86	1.23
5:E:61:VAL:CG2	10:J:106:LEU:CD2	2.14	1.23
5:E:70:ASP:OD1	8:H:70:THR:OG1	1.56	1.23
2:B:861:ASP:CG	3:C:169:TYR:O	1.75	1.23
2:B:903:ARG:HB3	2:B:914:ASP:CG	1.57	1.23
3:C:2694:ALA:HB2	3:C:2823:TYR:CB	1.66	1.23
4:D:414:PHE:HD2	4:D:426:TRP:CD1	1.55	1.23
5:E:99:ILE:CD1	6:F:31:ILE:HD11	1.69	1.23
1:A:688:PHE:HE1	1:A:693:MET:CG	1.50	1.23
1:A:2839:LEU:CD1	19:A:4703:ADP:C6	2.15	1.23
2:B:733:GLU:OE2	2:B:783:MET:HG3	1.31	1.23
2:B:794:LEU:HA	2:B:797:PHE:CE2	1.72	1.23
2:B:950:THR:OG1	3:C:222:PHE:CB	1.66	1.23
2:B:1238:LYS:HE3	2:B:1308:LEU:CA	1.65	1.23
2:B:3153:LEU:CD1	2:B:3707:LEU:CD1	1.99	1.23
6:F:14:LEU:CD2	6:F:23:TYR:CB	2.16	1.23
1:A:3248:LEU:CD1	17:Q:80:SER:CB	2.15	1.23
1:A:3257:VAL:HG11	1:A:3266:VAL:CG1	1.69	1.23
2:B:966:LYS:HA	3:C:343:ASN:O	1.11	1.23
2:B:1117:ILE:CG1	2:B:1190:ILE:HD11	1.67	1.23
2:B:1511:VAL:CB	2:B:1570:VAL:CG2	2.12	1.23
3:C:2701:ILE:CD1	3:C:2704:LYS:CE	2.14	1.23
3:C:2738:ILE:HG22	3:C:2746:PRO:CD	1.67	1.23
10:J:61:ALA:CB	10:J:80:PHE:CE2	2.20	1.23
1:A:1126:VAL:CB	1:A:1201:TYR:OH	1.88	1.22
1:A:3251:ILE:CD1	17:Q:64:LYS:O	1.85	1.22

Continued on next page...

Continued from previous page...

Atom-1	Atom-2	Interatomic distance (Å)	Clash overlap (Å)
2:B:55:GLN:O	2:B:85:LYS:HA	1.31	1.22
2:B:966:LYS:CB	3:C:344:ASN:HA	1.68	1.22
10:J:26:VAL:CG2	10:J:97:TYR:O	1.87	1.22
14:N:72:ILE:CD1	15:O:97:ILE:HD13	1.68	1.22
1:A:1157:GLN:CG	1:A:1180:ARG:NH2	1.96	1.22
1:A:3251:ILE:HD11	17:Q:64:LYS:C	1.58	1.22
1:A:3305:LEU:HD22	17:Q:79:LEU:C	0.86	1.22
5:E:48:ILE:N	12:L:88:PHE:HE2	1.36	1.22
1:A:1195:GLU:OE1	13:M:12:MET:O	1.57	1.22
1:A:3308:PRO:HD3	17:Q:56:SER:O	1.08	1.22
4:D:294:GLN:NE2	4:D:297:LYS:CE	2.01	1.22
4:D:395:HIS:NE2	4:D:399:VAL:HG12	1.35	1.22
1:A:801:ILE:CB	1:A:862:LEU:HD21	1.70	1.22
1:A:813:VAL:O	1:A:816:VAL:HG12	1.08	1.22
2:B:801:ILE:HD13	2:B:937:PHE:CD1	1.73	1.22
2:B:871:ILE:CG1	2:B:944:ILE:HD11	1.68	1.22
2:B:946:ARG:HA	2:B:955:PHE:CE2	1.75	1.22
5:E:23:THR:CG2	14:N:88:TYR:HD1	1.52	1.22
2:B:429:LEU:HD12	2:B:489:PHE:CD2	1.75	1.22
2:B:1058:LYS:HE2	2:B:1166:GLU:O	1.04	1.22
3:C:2743:ASN:ND2	3:C:2785:VAL:HG12	1.51	1.22
4:D:585:VAL:HG12	4:D:588:PRO:CD	1.69	1.22
1:A:156:VAL:N	2:B:168:ILE:O	1.72	1.21
1:A:935:VAL:CG2	1:A:944:LEU:CD2	2.16	1.21
1:A:3245:LYS:CB	17:Q:124:ILE:N	2.04	1.21
2:B:791:HIS:CE1	2:B:866:ILE:HD13	1.75	1.21
2:B:1492:LYS:HE3	2:B:3606:GLN:CD	1.58	1.21
3:C:2727:ILE:CD1	3:C:2745:LYS:HD3	1.69	1.21
4:D:569:TYR:OH	4:D:578:LYS:HD3	1.40	1.21
1:A:403:ALA:CB	1:A:471:ASN:CB	2.17	1.21
1:A:1012:LYS:HZ3	1:A:1072:GLY:N	1.29	1.21
2:B:57:ASN:HA	2:B:70:LYS:O	1.34	1.21
2:B:3139:GLY:CA	2:B:3433:TRP:CH2	2.19	1.21
14:N:75:GLN:CB	15:O:93:GLN:HG3	1.70	1.21
1:A:577:ALA:CB	1:A:636:ARG:HD3	1.67	1.21
1:A:3255:GLU:CD	17:Q:61:SER:CB	1.87	1.21
2:B:861:ASP:OD2	3:C:171:ARG:CG	1.88	1.21
2:B:1447:ILE:HG22	2:B:1504:TRP:CE2	1.76	1.21
3:C:165:GLY:O	3:C:174:PHE:CE2	1.92	1.21
4:D:208:TYR:CE1	9:I:100:ASN:CB	2.21	1.21
1:A:634:ILE:HG22	1:A:638:TYR:CE2	1.74	1.21

Continued on next page...

Continued from previous page...

Atom-1	Atom-2	Interatomic distance (Å)	Clash overlap (Å)
1:A:857:ARG:NE	5:E:206:ASN:O	1.72	1.21
1:A:3305:LEU:CB	17:Q:80:SER:H	1.54	1.21
2:B:3228:GLU:CG	2:B:3346:PHE:CE1	2.23	1.21
3:C:2793:LEU:C	3:C:2796:PRO:CD	2.10	1.21
5:E:310:LEU:CD2	5:E:358:ARG:NH2	2.04	1.21
1:A:576:TYR:CD1	1:A:620:PRO:O	1.92	1.21
1:A:861:ASP:CG	5:E:152:LEU:HB2	1.42	1.21
2:B:518:TYR:CG	5:E:404:ARG:NH1	2.09	1.21
2:B:2544:LYS:N	19:B:5405:ADP:O2A	1.72	1.21
2:B:3300:GLU:OE2	2:B:3354:LYS:CE	1.87	1.21
4:D:398:PRO:HD2	4:D:419:SER:CB	1.70	1.21
6:F:56:TRP:NE1	6:F:91:GLN:NE2	1.82	1.21
1:A:398:TRP:CB	1:A:490:LYS:CB	2.18	1.20
1:A:1140:GLU:CD	4:D:165:LYS:HE3	1.60	1.20
2:B:443:GLU:OE1	5:E:514:ARG:NH1	1.74	1.20
2:B:733:GLU:OE2	2:B:783:MET:CG	1.87	1.20
3:C:2738:ILE:CG2	3:C:2746:PRO:HD3	1.70	1.20
4:D:512:HIS:CD2	4:D:513:PRO:HD2	1.76	1.20
7:G:119:PRO:HG2	9:I:12:ILE:CG2	1.69	1.20
14:N:72:ILE:CG2	15:O:97:ILE:CG1	2.19	1.20
1:A:598:ARG:HG3	4:D:504:TYR:CD1	1.75	1.20
1:A:1513:LYS:CE	1:A:1578:ASN:ND2	2.02	1.20
1:A:3255:GLU:OE1	1:A:3269:LEU:O	1.54	1.20
1:A:3303:ILE:HD11	1:A:3340:TYR:CE2	1.76	1.20
2:B:58:SER:C	2:B:68:SER:O	1.78	1.20
2:B:952:PRO:CD	3:C:223:THR:CA	1.93	1.20
4:D:90:ASP:OD1	13:M:32:LYS:HA	1.40	1.20
4:D:543:MET:HE3	4:D:563:MET:CE	1.70	1.20
6:F:81:THR:CG2	7:G:114:VAL:HG21	1.71	1.20
1:A:612:HIS:CD2	4:D:500:LEU:O	1.91	1.20
1:A:1051:GLN:CD	1:A:1096:TYR:CZ	2.15	1.20
1:A:3251:ILE:O	17:Q:62:ILE:CB	1.88	1.20
2:B:871:ILE:HG13	2:B:944:ILE:CD1	1.72	1.20
2:B:3228:GLU:CG	2:B:3346:PHE:HE1	1.55	1.20
3:C:99:GLY:HA3	3:C:149:HIS:CE1	1.75	1.20
1:A:700:LYS:HE3	1:A:720:GLU:OE1	1.38	1.20
3:C:2784:ASN:O	3:C:2787:ILE:HG22	1.41	1.20
4:D:172:GLU:CB	13:M:64:HIS:CB	2.09	1.20
4:D:252:VAL:HG13	7:G:149:GLN:NE2	1.54	1.20
5:E:16:ASN:CB	15:O:132:GLU:HA	1.72	1.20
5:E:20:PHE:CE2	15:O:80:LYS:CG	2.12	1.20

Continued on next page...

Continued from previous page...

Atom-1	Atom-2	Interatomic distance (Å)	Clash overlap (Å)
1:A:8:LYS:CB	1:A:109:SER:HA	1.71	1.20
1:A:550:HIS:CB	4:D:655:LEU:C	2.09	1.20
1:A:580:LEU:HD21	1:A:640:SER:CA	1.71	1.20
3:C:2734:PHE:CZ	3:C:2767:LYS:HD2	1.74	1.20
5:E:261:HIS:CE1	5:E:283:SER:HG	1.58	1.20
1:A:612:HIS:HE1	4:D:522:ASP:OD2	0.85	1.19
2:B:436:PHE:CD1	2:B:499:LEU:HD21	1.77	1.19
2:B:467:VAL:O	2:B:471:THR:N	1.75	1.19
2:B:762:ILE:HG22	2:B:766:ILE:HG13	1.24	1.19
6:F:14:LEU:HD23	6:F:23:TYR:CG	1.76	1.19
1:A:659:TRP:CZ2	1:A:702:LEU:CD1	2.25	1.19
1:A:3443:LEU:CD1	1:A:3493:PHE:CZ	2.23	1.19
2:B:3118:TYR:CE2	2:B:3452:LEU:CA	2.05	1.19
2:B:3178:VAL:HG11	2:B:3395:LEU:CD2	1.71	1.19
3:C:261:ILE:CG1	3:C:360:PRO:HB3	1.70	1.19
4:D:172:GLU:CA	13:M:64:HIS:CB	2.20	1.19
5:E:112:LEU:HD21	6:F:97:MET:CG	1.72	1.19
14:N:25:PHE:HE1	14:N:103:ILE:CG2	1.28	1.19
1:A:3301:GLU:O	17:Q:78:SER:HA	1.39	1.19
2:B:1474:MET:CE	2:B:1515:VAL:CG1	2.19	1.19
3:C:2701:ILE:CD1	3:C:2704:LYS:HE3	1.72	1.19
4:D:172:GLU:HA	13:M:64:HIS:CA	1.70	1.19
4:D:367:LEU:HD11	4:D:371:THR:OG1	1.36	1.19
2:B:952:PRO:CB	3:C:223:THR:C	2.07	1.19
2:B:1117:ILE:HG12	2:B:1190:ILE:CD1	1.70	1.19
5:E:61:VAL:HG22	10:J:106:LEU:CD2	1.68	1.19
1:A:704:ARG:HE	4:D:457:ALA:CA	1.55	1.19
2:B:467:VAL:O	2:B:471:THR:OG1	1.58	1.19
2:B:1123:GLY:HA2	2:B:1197:PHE:CZ	1.77	1.19
2:B:1127:ASN:HB3	2:B:1128:PRO:CD	1.73	1.19
3:C:2727:ILE:HD11	3:C:2745:LYS:CG	1.73	1.19
3:C:2792:TYR:O	3:C:2796:PRO:HG3	1.03	1.19
5:E:16:ASN:HB2	15:O:132:GLU:CB	1.73	1.19
2:B:966:LYS:CD	3:C:345:TRP:CD2	2.25	1.18
3:C:2720:PRO:CB	3:C:2798:PHE:HE2	1.52	1.18
1:A:1146:GLN:NE2	13:M:9:ALA:CB	2.04	1.18
1:A:801:ILE:HG21	1:A:862:LEU:CD2	1.73	1.18
1:A:868:LEU:HB3	5:E:454:ASP:HB2	1.24	1.18
1:A:1030:SER:O	1:A:1092:TRP:HH2	0.87	1.18
1:A:3103:TYR:HE2	1:A:3444:VAL:CG2	1.56	1.18
1:A:3230:LEU:O	1:A:3233:ILE:HG22	1.42	1.18

Continued on next page...

Continued from previous page...

Atom-1	Atom-2	Interatomic distance (Å)	Clash overlap (Å)
1:A:3308:PRO:HG3	17:Q:57:LEU:C	1.62	1.18
2:B:445:GLY:HA2	5:E:511:ARG:NH1	1.59	1.18
2:B:575:ASN:N	5:E:481:GLN:HE22	1.39	1.18
1:A:697:ARG:CZ	4:D:458:CYS:HB3	1.74	1.18
1:A:1445:PHE:CD2	1:A:1564:CYS:CB	2.26	1.18
2:B:963:PHE:HE1	3:C:39:LEU:O	0.86	1.18
2:B:966:LYS:HD2	3:C:345:TRP:CE3	1.78	1.18
2:B:3300:GLU:OE2	2:B:3354:LYS:NZ	1.76	1.18
3:C:2721:GLU:CB	3:C:2803:MET:HE1	1.73	1.18
1:A:1513:LYS:HE2	1:A:1578:ASN:CG	1.64	1.18
2:B:60:ASN:HA	2:B:81:ILE:CA	1.73	1.18
2:B:409:SER:HB3	2:B:413:PHE:CD1	1.71	1.18
2:B:861:ASP:CG	3:C:171:ARG:HG3	1.63	1.18
2:B:903:ARG:HB3	2:B:914:ASP:OD2	1.03	1.18
2:B:1110:GLN:O	2:B:1114:LEU:HG	1.04	1.18
1:A:402:PRO:CB	1:A:485:THR:CB	2.21	1.17
1:A:3252:GLN:CG	17:Q:38:ILE:O	1.87	1.17
1:A:3252:GLN:O	1:A:3255:GLU:HG2	1.43	1.17
3:C:2723:PHE:CE1	3:C:2749:VAL:HG12	1.76	1.17
3:C:2745:LYS:HE3	3:C:2749:VAL:CG1	1.72	1.17
14:N:72:ILE:HG23	15:O:97:ILE:CD1	1.65	1.17
16:P:23:TYR:CB	16:P:93:ILE:CB	2.21	1.17
2:B:467:VAL:O	2:B:471:THR:CB	1.92	1.17
3:C:2793:LEU:O	3:C:2796:PRO:HD2	1.04	1.17
2:B:349:ASN:CB	2:B:416:LEU:CD2	2.21	1.17
1:A:747:ILE:HD11	1:A:889:TYR:CZ	1.79	1.17
1:A:972:TRP:CE3	1:A:985:PHE:HZ	1.61	1.17
2:B:436:PHE:CE1	2:B:499:LEU:HD22	1.72	1.17
2:B:858:ASN:ND2	3:C:169:TYR:CZ	2.12	1.17
2:B:3373:GLU:O	2:B:3377:VAL:HG13	1.42	1.17
4:D:212:ILE:HD11	9:I:19:MET:HE3	1.18	1.17
5:E:46:ASN:N	12:L:88:PHE:O	1.75	1.17
14:N:72:ILE:HD13	15:O:97:ILE:HD13	1.26	1.17
1:A:3308:PRO:CD	17:Q:56:SER:O	1.89	1.17
2:B:865:VAL:HG21	3:C:105:ASN:ND2	1.58	1.17
5:E:16:ASN:HB2	15:O:132:GLU:CG	1.71	1.17
5:E:48:ILE:N	12:L:88:PHE:CE2	2.12	1.17
1:A:3349:VAL:O	1:A:3353:ARG:CB	1.93	1.16
1:A:3446:ASN:CG	1:A:3488:LEU:HD13	1.65	1.16
2:B:864:ASN:HB3	2:B:947:LEU:CG	1.49	1.16
2:B:979:ILE:O	2:B:983:CYS:SG	2.01	1.16

Continued on next page...

Continued from previous page...

Atom-1	Atom-2	Interatomic distance (Å)	Clash overlap (Å)
2:B:1607:PRO:CB	2:B:1946:SER:HB3	1.74	1.16
4:D:236:MET:CB	7:G:143:PHE:CE2	2.28	1.16
8:H:46:LYS:HE2	9:I:86:ASP:HB2	1.24	1.16
1:A:598:ARG:HB2	4:D:460:LEU:HD13	1.16	1.16
1:A:704:ARG:HH11	4:D:456:LEU:CA	1.52	1.16
2:B:444:LEU:C	5:E:515:LYS:HG3	1.66	1.16
3:C:760:THR:CB	3:C:827:ILE:HD13	1.75	1.16
3:C:771:GLU:CB	3:C:838:TRP:CH2	2.26	1.16
3:C:2709:ALA:CA	3:C:2758:MET:SD	2.33	1.16
3:C:2792:TYR:O	3:C:2796:PRO:CD	1.93	1.16
4:D:569:TYR:CZ	4:D:578:LYS:CG	2.25	1.16
1:A:580:LEU:HD21	1:A:640:SER:CB	1.75	1.16
1:A:3235:TYR:OH	1:A:3269:LEU:CD1	1.93	1.16
1:A:616:LYS:O	1:A:620:PRO:HD2	1.45	1.16
1:A:1449:ILE:HA	1:A:1459:LEU:CD2	1.73	1.16
2:B:60:ASN:CA	2:B:81:ILE:HA	1.72	1.16
2:B:444:LEU:CD2	5:E:515:LYS:HE2	1.76	1.16
2:B:1058:LYS:CB	2:B:1166:GLU:HB3	1.73	1.16
2:B:3150:VAL:CG1	2:B:3423:VAL:HG23	1.76	1.16
3:C:2727:ILE:HD12	3:C:2745:LYS:HB3	1.24	1.16
4:D:212:ILE:CD1	9:I:19:MET:HE3	1.74	1.16
8:H:51:SER:C	18:R:63:ASN:HA	1.66	1.16
1:A:3311:ASN:ND2	17:Q:30:LYS:O	1.77	1.16
2:B:1110:GLN:O	2:B:1114:LEU:CG	1.92	1.16
4:D:68:GLU:CG	5:E:12:LYS:HA	1.75	1.16
4:D:212:ILE:CD1	9:I:19:MET:CE	2.23	1.16
5:E:57:SER:N	10:J:90:HIS:O	1.77	1.16
5:E:119:CYS:HB3	6:F:88:ILE:HD13	1.22	1.16
8:H:43:THR:HA	9:I:86:ASP:OD2	1.42	1.16
1:A:659:TRP:HZ2	1:A:702:LEU:CD1	1.58	1.15
1:A:755:HIS:ND1	1:A:869:TYR:CD2	2.15	1.15
1:A:801:ILE:HG12	5:E:149:THR:CG2	1.74	1.15
1:A:861:ASP:OD2	5:E:152:LEU:CG	1.91	1.15
1:A:871:LEU:HD23	1:A:875:VAL:CG1	1.76	1.15
2:B:58:SER:O	2:B:68:SER:C	1.82	1.15
2:B:679:ARG:O	2:B:683:GLU:HG3	1.41	1.15
2:B:956:LEU:HD12	2:B:959:ILE:HD11	1.17	1.15
2:B:1485:MET:CB	2:B:1505:ARG:CZ	2.23	1.15
3:C:2593:ARG:HH22	3:C:2597:GLU:CD	1.48	1.15
6:F:11:LEU:HB3	6:F:23:TYR:OH	1.46	1.15
8:H:54:HIS:CE1	18:R:62:LYS:CA	2.16	1.15

Continued on next page...

Continued from previous page...

Atom-1	Atom-2	Interatomic distance (Å)	Clash overlap (Å)
10:J:95:PHE:CZ	10:J:106:LEU:HD11	1.80	1.15
1:A:793:GLN:HB3	5:E:451:LYS:HB3	1.23	1.15
1:A:1009:THR:CB	1:A:1074:MET:SD	2.35	1.15
1:A:3250:PRO:C	17:Q:62:ILE:O	1.83	1.15
2:B:433:ILE:CG2	2:B:463:PHE:HZ	1.58	1.15
2:B:436:PHE:CE1	2:B:499:LEU:HD21	1.55	1.15
5:E:261:HIS:CE1	5:E:283:SER:OG	1.99	1.15
1:A:817:VAL:C	1:A:818:LEU:CD1	2.14	1.15
1:A:906:LEU:HD13	1:A:998:VAL:CB	1.75	1.15
1:A:1012:LYS:HB2	1:A:1071:ILE:CD1	1.75	1.15
1:A:1146:GLN:CG	13:M:9:ALA:HB2	1.72	1.15
2:B:682:LYS:CE	5:E:186:PHE:CE1	2.30	1.15
2:B:949:THR:OG1	3:C:171:ARG:O	1.61	1.15
2:B:1456:PHE:CZ	2:B:1563:VAL:HG13	1.74	1.15
3:C:2723:PHE:HE1	3:C:2749:VAL:CG1	1.55	1.15
4:D:319:TYR:O	4:D:320:ASP:OD1	1.63	1.15
4:D:517:ILE:HG12	4:D:550:TRP:CZ2	1.82	1.15
18:R:97:ALA:HB1	18:R:101:ASN:O	0.99	1.15
1:A:21:LEU:O	1:A:25:ASP:CB	1.94	1.15
1:A:1449:ILE:HA	1:A:1459:LEU:HD23	1.20	1.15
2:B:1559:MET:CE	2:B:1577:ARG:HH21	1.58	1.15
3:C:60:LEU:HD21	3:C:69:TRP:CH2	1.82	1.15
3:C:2743:ASN:HD22	3:C:2785:VAL:CG1	1.60	1.15
8:H:46:LYS:NZ	9:I:86:ASP:O	1.79	1.15
14:N:25:PHE:CZ	14:N:103:ILE:HD13	1.82	1.15
14:N:85:ILE:HB	14:N:98:ILE:HD11	1.24	1.15
1:A:160:GLU:CB	2:B:167:GLN:C	2.15	1.15
1:A:3255:GLU:OE1	17:Q:37:PRO:CB	1.95	1.15
2:B:3:ASP:CA	2:B:7:LYS:CB	2.23	1.15
2:B:3230:ALA:CB	2:B:3342:ASN:CG	2.06	1.15
4:D:261:TYR:HE1	5:E:126:ILE:HD13	1.12	1.15
8:H:65:PHE:HA	9:I:80:GLY:HA2	1.18	1.15
1:A:600:MET:CE	1:A:697:ARG:HH11	1.59	1.14
2:B:801:ILE:HD12	2:B:878:ALA:C	1.68	1.14
2:B:963:PHE:CE2	3:C:39:LEU:CD2	2.22	1.14
2:B:3261:ILE:O	2:B:3306:ILE:HG21	1.46	1.14
3:C:2734:PHE:HE2	3:C:2767:LYS:CG	1.61	1.14
5:E:384:LEU:HD23	5:E:417:TRP:CE2	1.82	1.14
11:K:77:PHE:CZ	11:K:88:LEU:HD11	1.82	1.14
14:N:72:ILE:HG12	15:O:97:ILE:CG2	1.77	1.14
16:P:11:THR:O	16:P:67:LEU:CA	1.94	1.14

Continued on next page...

Continued from previous page...

Atom-1	Atom-2	Interatomic distance (Å)	Clash overlap (Å)
1:A:580:LEU:CD2	1:A:640:SER:CB	2.25	1.14
1:A:1051:GLN:OE1	1:A:1096:TYR:CZ	1.98	1.14
1:A:1205:GLN:CD	4:D:166:PHE:HD2	1.43	1.14
1:A:3304:GLU:CA	17:Q:55:LEU:O	1.94	1.14
2:B:789:LYS:HG2	2:B:839:LEU:HD11	1.18	1.14
3:C:2711:SER:CB	3:C:2751:TRP:CZ2	2.29	1.14
4:D:174:GLN:HB2	13:M:62:GLY:HA3	1.16	1.14
14:N:85:ILE:HG21	14:N:98:ILE:CD1	1.74	1.14
1:A:14:LYS:CB	2:B:19:SER:O	1.94	1.14
1:A:906:LEU:CG	1:A:998:VAL:HG11	1.75	1.14
2:B:655:LYS:NZ	2:B:701:ILE:HG22	1.60	1.14
2:B:861:ASP:OD2	3:C:171:ARG:HG3	1.44	1.14
2:B:1607:PRO:CB	2:B:1946:SER:CB	2.26	1.14
2:B:3302:ILE:HG22	2:B:3303:GLU:H	1.09	1.14
4:D:107:VAL:CG2	15:O:97:ILE:O	1.95	1.14
4:D:360:ALA:HB3	5:E:133:PHE:CZ	1.83	1.14
1:A:599:ASN:N	4:D:400:TRP:CZ2	2.16	1.14
2:B:426:ILE:O	2:B:430:THR:HG23	1.43	1.14
2:B:501:ARG:NH1	4:D:491:GLN:CD	2.01	1.14
4:D:517:ILE:HG12	4:D:550:TRP:CE2	1.83	1.14
5:E:394:TRP:CD1	5:E:401:PRO:HA	1.80	1.14
8:H:51:SER:O	18:R:63:ASN:HA	1.42	1.14
10:J:48:LEU:CD1	10:J:100:ILE:CD1	2.26	1.14
1:A:3446:ASN:ND2	1:A:3488:LEU:CD1	2.11	1.14
3:C:2721:GLU:CB	3:C:2803:MET:CE	2.23	1.14
3:C:176:ASP:OD2	3:C:189:ARG:NH1	1.81	1.13
4:D:170:THR:HG22	13:M:66:ILE:CA	1.77	1.13
5:E:310:LEU:CD1	5:E:358:ARG:NH2	2.09	1.13
10:J:21:PHE:HZ	10:J:37:LEU:HD22	0.99	1.13
1:A:1012:LYS:HD3	1:A:1071:ILE:HD12	1.22	1.13
1:A:1393:TYR:O	1:A:1397:ASP:CB	1.97	1.13
1:A:1633:ALA:O	1:A:1838:PHE:HE2	1.29	1.13
1:A:3249:ILE:CG1	1:A:3273:TYR:CA	2.27	1.13
2:B:87:LYS:O	2:B:103:ASN:CB	1.96	1.13
2:B:531:LEU:CD2	2:B:540:LEU:HD11	1.79	1.13
2:B:1456:PHE:CE2	2:B:1569:VAL:HG13	1.83	1.13
2:B:1511:VAL:HA	2:B:1570:VAL:CG1	1.77	1.13
3:C:2798:PHE:CD1	3:C:2803:MET:SD	2.42	1.13
4:D:92:TYR:CG	13:M:29:LYS:HB3	1.82	1.13
4:D:114:ASP:OD1	5:E:43:ARG:CZ	1.96	1.13
5:E:164:VAL:CG2	5:E:181:TYR:CE1	2.30	1.13

Continued on next page...

Continued from previous page...

Atom-1	Atom-2	Interatomic distance (Å)	Clash overlap (Å)
10:J:21:PHE:CZ	10:J:37:LEU:HD22	1.82	1.13
1:A:891:PHE:HE1	1:A:972:TRP:CE3	1.44	1.13
1:A:899:LEU:HD13	1:A:992:ASP:OD2	1.49	1.13
2:B:966:LYS:HB2	3:C:345:TRP:CZ3	1.81	1.13
5:E:16:ASN:CB	15:O:132:GLU:CA	2.25	1.13
8:H:64:ASN:HB2	9:I:81:GLU:HB3	1.14	1.13
1:A:597:VAL:CG1	4:D:502:ALA:HB2	1.68	1.13
1:A:3245:LYS:HB3	17:Q:123:TYR:C	1.67	1.13
2:B:409:SER:CA	2:B:413:PHE:HD1	1.60	1.13
2:B:801:ILE:CD1	2:B:937:PHE:CE1	2.23	1.13
2:B:904:LEU:HD11	2:B:911:ILE:CG2	1.79	1.13
3:C:2640:ALA:HA	3:C:2643:GLU:HB2	1.18	1.13
3:C:2734:PHE:CE2	3:C:2767:LYS:CG	2.30	1.13
3:C:2734:PHE:CE2	3:C:2767:LYS:CD	2.32	1.13
5:E:117:GLU:HG3	6:F:17:LEU:HD13	1.30	1.13
5:E:266:THR:HG21	5:E:320:THR:HA	1.18	1.13
6:F:62:VAL:HG21	7:G:106:LEU:HD11	1.22	1.13
6:F:91:GLN:CG	6:F:96:THR:CG2	2.21	1.13
8:H:66:GLY:HA3	9:I:56:ILE:HG22	1.29	1.13
2:B:669:ILE:HB	2:B:719:VAL:HG12	1.31	1.13
4:D:115:TYR:OH	14:N:78:HIS:NE2	1.82	1.13
1:A:850:SER:HB2	5:E:204:ASN:CB	1.78	1.12
1:A:1126:VAL:HG21	1:A:1135:VAL:HG23	1.31	1.12
4:D:170:THR:HG22	13:M:66:ILE:CG1	1.56	1.12
9:I:26:ASN:HB2	9:I:98:PHE:CZ	1.83	1.12
1:A:813:VAL:O	1:A:816:VAL:CG1	1.95	1.12
1:A:3309:TYR:HA	17:Q:33:PHE:CB	1.79	1.12
2:B:1612:LEU:HD11	2:B:1637:CYS:SG	1.90	1.12
4:D:111:MET:HE3	15:O:90:ILE:HG21	1.26	1.12
4:D:238:SER:C	4:D:239:THR:N	2.02	1.12
1:A:601:PRO:HB2	1:A:698:GLU:OE1	1.48	1.12
1:A:1051:GLN:CD	1:A:1096:TYR:OH	1.87	1.12
1:A:3245:LYS:CB	17:Q:123:TYR:C	2.18	1.12
1:A:3305:LEU:HB3	17:Q:80:SER:H	0.98	1.12
3:C:2685:ASP:O	3:C:2689:PRO:HD2	1.46	1.12
5:E:99:ILE:HG21	6:F:33:LEU:HD11	1.30	1.12
7:G:119:PRO:HD2	9:I:12:ILE:HD12	1.18	1.12
14:N:72:ILE:CG1	15:O:97:ILE:HD13	1.79	1.12
1:A:704:ARG:HB3	4:D:478:GLU:CD	1.67	1.12
1:A:3121:LEU:HD23	1:A:3429:TRP:CB	1.71	1.12
1:A:3257:VAL:CG1	1:A:3266:VAL:HA	1.80	1.12

Continued on next page...

Continued from previous page...

Atom-1	Atom-2	Interatomic distance (Å)	Clash overlap (Å)
2:B:718:ILE:HD11	2:B:773:VAL:HB	1.26	1.12
2:B:864:ASN:HA	2:B:947:LEU:CG	1.76	1.12
2:B:1058:LYS:CD	2:B:1166:GLU:O	1.97	1.12
2:B:1119:LYS:HB3	2:B:1138:LYS:NZ	1.64	1.12
4:D:105:MET:HE1	14:N:47:THR:C	1.70	1.12
4:D:107:VAL:HG23	15:O:97:ILE:C	1.69	1.12
5:E:23:THR:CG2	14:N:88:TYR:CD1	2.32	1.12
6:F:56:TRP:NE1	6:F:91:GLN:OE1	1.81	1.12
9:I:78:ILE:HD11	9:I:106:LEU:CD2	1.80	1.12
12:L:73:GLU:HB3	13:M:66:ILE:HD12	1.31	1.12
1:A:1504:VAL:HG22	1:A:1565:CYS:HB3	1.26	1.12
2:B:864:ASN:CB	2:B:947:LEU:HD23	1.67	1.12
2:B:871:ILE:HG13	2:B:944:ILE:HD11	1.20	1.12
2:B:969:LEU:CD1	3:C:343:ASN:HB3	1.61	1.12
2:B:3301:ASN:ND2	2:B:3351:LYS:NZ	1.96	1.12
4:D:172:GLU:HG3	12:L:51:LYS:HE2	1.29	1.12
10:J:32:CYS:HB2	10:J:96:ILE:HG12	1.28	1.12
1:A:598:ARG:C	4:D:460:LEU:HD21	1.69	1.11
1:A:804:ASN:HB3	5:E:150:LEU:CD2	1.79	1.11
1:A:857:ARG:NH2	5:E:207:SER:CA	2.11	1.11
1:A:936:GLN:HA	1:A:1081:ILE:HG13	1.20	1.11
1:A:1504:VAL:HG22	1:A:1565:CYS:CB	1.78	1.11
2:B:952:PRO:HB2	3:C:223:THR:O	1.32	1.11
2:B:963:PHE:CD2	3:C:51:ILE:HG21	1.84	1.11
4:D:517:ILE:CG1	4:D:550:TRP:CZ2	2.33	1.11
5:E:71:ARG:NH1	8:H:71:PHE:CZ	2.04	1.11
1:A:617:ILE:HD12	1:A:647:GLN:HE22	1.16	1.11
1:A:761:LEU:HD21	1:A:874:HIS:CE1	1.85	1.11
1:A:1146:GLN:HG3	13:M:9:ALA:CB	1.76	1.11
1:A:3242:VAL:HG13	17:Q:80:SER:CB	1.80	1.11
1:A:3308:PRO:HG3	17:Q:57:LEU:CA	1.80	1.11
2:B:436:PHE:CZ	2:B:499:LEU:HD22	1.84	1.11
2:B:950:THR:OG1	3:C:222:PHE:HB2	1.50	1.11
2:B:1485:MET:CB	2:B:1505:ARG:CD	2.28	1.11
2:B:1531:ILE:HD13	2:B:1595:LEU:HD11	1.33	1.11
2:B:3238:HIS:ND1	2:B:3335:LYS:HG3	1.64	1.11
2:B:3446:SER:CB	2:B:3489:THR:CG2	2.17	1.11
3:C:2585:PHE:CE1	3:C:2929:LEU:HA	1.85	1.11
3:C:2723:PHE:HE1	3:C:2749:VAL:HG12	0.97	1.11
4:D:405:ASN:ND2	4:D:406:PRO:HD2	1.66	1.11
1:A:935:VAL:HG22	1:A:944:LEU:HD21	1.22	1.11

Continued on next page...

Continued from previous page...

Atom-1	Atom-2	Interatomic distance (Å)	Clash overlap (Å)
2:B:409:SER:HB2	2:B:413:PHE:CG	1.85	1.11
2:B:532:THR:HG22	2:B:536:ILE:HG13	1.27	1.11
2:B:555:LEU:CG	2:B:625:LEU:HD22	1.78	1.11
3:C:2727:ILE:HD11	3:C:2745:LYS:HG2	1.23	1.11
4:D:261:TYR:CE1	5:E:126:ILE:HD13	1.86	1.11
10:J:34:ASP:CB	15:O:31:PRO:HG3	1.80	1.11
10:J:38:GLU:OE1	15:O:29:PHE:CE2	1.96	1.11
14:N:72:ILE:HG23	15:O:97:ILE:HG12	1.13	1.11
2:B:3314:ILE:HG12	2:B:3321:PHE:HE2	0.96	1.11
5:E:20:PHE:CG	15:O:80:LYS:HE3	1.84	1.11
14:N:72:ILE:CG2	15:O:97:ILE:HG12	1.78	1.11
1:A:598:ARG:CB	4:D:460:LEU:HD22	1.78	1.11
1:A:909:MET:CE	1:A:955:ILE:HD11	1.81	1.11
2:B:349:ASN:HA	2:B:416:LEU:HD21	1.16	1.11
4:D:195:ILE:HD13	9:I:94:LEU:HD21	1.12	1.11
4:D:248:MET:HE1	7:G:147:VAL:HB	1.29	1.11
10:J:19:LYS:HE3	15:O:19:LEU:HD13	1.18	1.11
12:L:74:TRP:NE1	12:L:109:LYS:HD2	1.65	1.11
12:L:77:ILE:CG1	13:M:65:ILE:HD11	1.80	1.11
1:A:402:PRO:CB	1:A:467:ILE:O	1.97	1.10
1:A:709:ILE:HG22	1:A:710:PRO:HD2	1.13	1.10
1:A:3223:LEU:HD11	1:A:3332:ILE:HG12	1.27	1.10
2:B:598:ARG:HB2	5:E:367:LEU:HD13	1.33	1.10
2:B:3262:LEU:O	2:B:3297:PHE:HZ	1.29	1.10
3:C:2018:GLN:HE21	19:C:4305:ADP:H2'	1.15	1.10
4:D:367:LEU:HG	4:D:371:THR:HG1	1.11	1.10
5:E:117:GLU:OE2	6:F:17:LEU:HD21	1.51	1.10
5:E:239:LEU:HD21	5:E:257:VAL:HG22	1.11	1.10
10:J:32:CYS:SG	10:J:96:ILE:HD11	1.91	1.10
14:N:25:PHE:HE1	14:N:103:ILE:HG23	1.01	1.10
1:A:801:ILE:HG12	5:E:149:THR:HG21	1.22	1.10
1:A:805:ARG:NH2	5:E:152:LEU:HG	1.62	1.10
1:A:3241:LEU:HD13	17:Q:104:TYR:CD1	1.85	1.10
1:A:3245:LYS:HB2	17:Q:124:ILE:N	1.63	1.10
1:A:3273:TYR:OH	1:A:3277:GLY:CA	1.97	1.10
1:A:3305:LEU:CA	17:Q:78:SER:O	1.93	1.10
1:A:3335:TRP:CZ3	1:A:3339:ILE:HD12	1.85	1.10
2:B:436:PHE:CE1	2:B:499:LEU:HD23	1.85	1.10
2:B:762:ILE:CG2	2:B:766:ILE:HG13	1.79	1.10
2:B:1492:LYS:NZ	2:B:3606:GLN:OE1	1.85	1.10
2:B:1511:VAL:CG2	2:B:1570:VAL:HG21	1.81	1.10

Continued on next page...

Continued from previous page...

Atom-1	Atom-2	Interatomic distance (Å)	Clash overlap (Å)
4:D:207:ALA:HB1	9:I:24:ILE:CD1	1.76	1.10
1:A:688:PHE:CE1	1:A:693:MET:SD	2.43	1.10
1:A:3290:LEU:CD2	1:A:3335:TRP:CH2	2.34	1.10
2:B:533:ARG:HB3	2:B:534:PRO:CD	1.79	1.10
2:B:963:PHE:CE1	3:C:39:LEU:C	2.24	1.10
4:D:177:ASN:OD1	13:M:60:ASN:OD1	1.70	1.10
4:D:265:ARG:CG	5:E:125:GLN:HG2	1.80	1.10
8:H:66:GLY:HA3	9:I:56:ILE:HG23	1.20	1.10
12:L:16:LEU:HD12	12:L:17:PRO:CD	1.80	1.10
1:A:577:ALA:HB2	1:A:636:ARG:CD	1.82	1.10
1:A:807:GLU:HG2	1:A:811:LYS:HE3	1.16	1.10
1:A:1540:GLN:O	1:A:1544:ILE:HG13	1.49	1.10
2:B:444:LEU:HD23	5:E:515:LYS:HE2	1.26	1.10
3:C:10:LEU:CD2	3:C:65:ASN:O	1.99	1.10
4:D:595:PHE:CD1	4:D:602:LEU:HD21	1.84	1.10
6:F:50:ALA:CB	8:H:83:GLN:HG3	1.81	1.10
7:G:119:PRO:CD	9:I:12:ILE:CD1	2.29	1.10
16:P:75:VAL:CB	16:P:89:LYS:CB	2.28	1.10
1:A:800:ASP:C	5:E:149:THR:N	2.04	1.10
1:A:891:PHE:CE1	1:A:972:TRP:CZ3	2.38	1.10
2:B:467:VAL:C	2:B:471:THR:OG1	1.89	1.10
2:B:533:ARG:HG2	2:B:534:PRO:HD3	1.34	1.10
2:B:939:ASN:CA	3:C:283:THR:HG22	1.57	1.10
2:B:1142:SER:O	2:B:1146:VAL:HG23	1.50	1.10
2:B:2543:GLY:HA2	19:B:5405:ADP:O1A	1.48	1.10
2:B:3140:LEU:HB2	2:B:3433:TRP:HE3	0.98	1.10
17:Q:39:GLU:O	17:Q:62:ILE:HA	1.51	1.10
1:A:697:ARG:NE	4:D:458:CYS:SG	2.25	1.09
2:B:165:LEU:O	2:B:169:LYS:CB	1.99	1.09
3:C:205:ALA:HB2	3:C:216:ILE:HG22	1.32	1.09
3:C:2740:ILE:HG13	3:C:2744:LYS:HB3	1.10	1.09
4:D:517:ILE:HD12	4:D:527:ILE:HG12	1.33	1.09
5:E:395:VAL:HG23	5:E:402:ILE:HD12	1.31	1.09
7:G:120:THR:CG2	9:I:12:ILE:CG2	2.30	1.09
8:H:67:SER:CB	9:I:78:ILE:HG22	1.81	1.09
1:A:403:ALA:N	1:A:471:ASN:CB	2.15	1.09
1:A:612:HIS:HE1	4:D:522:ASP:CG	1.54	1.09
1:A:1230:TYR:CA	1:A:1256:TYR:HA	1.82	1.09
2:B:1051:ASP:CG	2:B:1162:THR:HG21	1.73	1.09
4:D:111:MET:CE	15:O:90:ILE:CG2	2.30	1.09
10:J:48:LEU:HD11	10:J:100:ILE:HD11	1.32	1.09

Continued on next page...

Continued from previous page...

Atom-1	Atom-2	Interatomic distance (Å)	Clash overlap (Å)
10:J:74:PRO:HG3	12:L:102:ARG:HD3	1.11	1.09
1:A:1020:PHE:CZ	1:A:1069:TYR:CZ	2.39	1.09
1:A:1126:VAL:HG13	1:A:1131:SER:C	1.72	1.09
1:A:1205:GLN:CD	4:D:166:PHE:CE2	2.17	1.09
1:A:3251:ILE:CD1	17:Q:64:LYS:CA	2.27	1.09
1:A:3255:GLU:OE1	17:Q:61:SER:CB	2.00	1.09
2:B:518:TYR:HE1	5:E:407:TYR:CE2	1.71	1.09
2:B:531:LEU:HD22	2:B:540:LEU:HD11	1.29	1.09
3:C:159:TYR:CD1	3:C:179:VAL:HG22	1.87	1.09
4:D:405:ASN:HD22	4:D:406:PRO:HD2	1.10	1.09
1:A:601:PRO:HB2	1:A:698:GLU:CD	1.71	1.09
1:A:1445:PHE:CD2	1:A:1564:CYS:HB3	1.87	1.09
1:A:3236:ILE:HG23	1:A:3333:LEU:HD23	1.17	1.09
1:A:3257:VAL:HG11	1:A:3266:VAL:CA	1.83	1.09
2:B:966:LYS:HB3	3:C:344:ASN:HA	1.10	1.09
2:B:1511:VAL:CG2	2:B:1570:VAL:CB	2.30	1.09
3:C:261:ILE:HG13	3:C:360:PRO:HB3	1.27	1.09
3:C:2735:ASN:HB3	3:C:2757:LEU:HA	1.25	1.09
4:D:170:THR:HG23	13:M:66:ILE:HG12	1.29	1.09
4:D:397:ASP:HB3	4:D:398:PRO:HD3	1.28	1.09
8:H:60:ILE:HG12	9:I:85:TYR:HB2	1.29	1.09
1:A:601:PRO:CB	1:A:698:GLU:HG3	1.81	1.09
1:A:1140:GLU:OE1	4:D:165:LYS:HE3	1.48	1.09
1:A:1633:ALA:O	1:A:1838:PHE:CE2	2.06	1.09
1:A:3442:LYS:HB3	1:A:3485:THR:HG23	1.21	1.09
2:B:555:LEU:HD21	2:B:625:LEU:HD22	1.15	1.09
2:B:899:LEU:HD12	2:B:900:PHE:N	1.66	1.09
2:B:957:GLN:HE22	3:C:322:GLU:CD	1.56	1.09
4:D:265:ARG:HG2	5:E:125:GLN:HG2	1.13	1.09
15:O:30:TYR:OH	15:O:126:VAL:HG12	1.53	1.09
15:O:45:ARG:HB3	15:O:63:LEU:HD13	1.27	1.09
1:A:944:LEU:HD11	1:A:1017:LEU:HD11	1.21	1.08
1:A:1513:LYS:CD	1:A:1578:ASN:ND2	2.15	1.08
1:A:1638:THR:HB	1:A:1655:GLN:CG	1.82	1.08
1:A:3257:VAL:HG21	1:A:3266:VAL:HG11	1.20	1.08
1:A:3304:GLU:HG2	17:Q:55:LEU:N	1.68	1.08
2:B:45:ASN:O	2:B:49:PHE:CB	2.00	1.08
2:B:865:VAL:HG21	3:C:105:ASN:HD21	0.98	1.08
2:B:966:LYS:HG2	3:C:343:ASN:C	1.73	1.08
2:B:969:LEU:HD12	3:C:343:ASN:HB3	1.13	1.08
2:B:1447:ILE:HG22	2:B:1504:TRP:NE1	1.55	1.08

Continued on next page...

Continued from previous page...

Atom-1	Atom-2	Interatomic distance (Å)	Clash overlap (Å)
5:E:112:LEU:HD21	6:F:97:MET:HG2	1.10	1.08
1:A:612:HIS:CG	4:D:500:LEU:O	2.07	1.08
2:B:501:ARG:NH2	4:D:491:GLN:HG3	0.76	1.08
2:B:511:PHE:HE2	2:B:547:LEU:HD21	1.15	1.08
2:B:1511:VAL:HA	2:B:1570:VAL:HG22	1.31	1.08
2:B:1511:VAL:HG13	2:B:1570:VAL:CG2	1.84	1.08
2:B:3150:VAL:HG12	2:B:3423:VAL:HG23	1.13	1.08
3:C:2772:LYS:NZ	3:C:2776:ASP:OD2	1.86	1.08
4:D:170:THR:HG22	13:M:66:ILE:CB	1.82	1.08
18:R:82:ALA:C	18:R:83:ASN:HA	1.72	1.08
1:A:160:GLU:CA	2:B:167:GLN:CB	2.29	1.08
1:A:403:ALA:H	1:A:471:ASN:CB	1.67	1.08
1:A:704:ARG:NH1	4:D:456:LEU:HA	1.64	1.08
1:A:1452:LYS:HA	1:A:1458:MET:N	1.68	1.08
1:A:3244:PHE:HD1	17:Q:104:TYR:OH	1.36	1.08
2:B:864:ASN:HA	2:B:947:LEU:HG	1.12	1.08
2:B:1375:VAL:CA	2:B:1420:LEU:CB	2.31	1.08
4:D:201:GLN:NE2	9:I:102:ASN:HB3	1.67	1.08
5:E:46:ASN:CB	12:L:88:PHE:CE1	2.37	1.08
6:F:56:TRP:CG	6:F:91:GLN:NE2	2.22	1.08
8:H:46:LYS:HE3	9:I:86:ASP:HB3	1.31	1.08
14:N:85:ILE:CG2	14:N:98:ILE:HD12	1.82	1.08
1:A:850:SER:OG	5:E:203:LEU:HD21	1.54	1.08
1:A:1235:PRO:CA	1:A:1252:PHE:CB	2.32	1.08
2:B:429:LEU:CD1	2:B:489:PHE:CZ	2.36	1.08
2:B:3264:ASN:ND2	2:B:3303:GLU:OE1	1.87	1.08
2:B:3314:ILE:HG12	2:B:3321:PHE:CE2	1.89	1.08
4:D:105:MET:SD	14:N:48:GLN:HA	1.93	1.08
4:D:398:PRO:CD	4:D:419:SER:CB	2.26	1.08
5:E:263:GLU:HB3	5:E:264:PRO:HD2	1.33	1.08
1:A:634:ILE:HG21	1:A:638:TYR:OH	1.53	1.08
1:A:1151:MET:HE3	4:D:176:ILE:HG12	1.15	1.08
1:A:1230:TYR:HA	1:A:1256:TYR:HA	1.35	1.08
1:A:3257:VAL:CG1	1:A:3266:VAL:CG1	2.26	1.08
4:D:543:MET:CE	4:D:563:MET:HE2	1.83	1.08
4:D:595:PHE:HD1	4:D:602:LEU:HD21	1.12	1.08
5:E:22:ASP:O	14:N:89:GLN:O	1.69	1.08
5:E:259:ASN:ND2	5:E:299:GLY:CA	2.15	1.08
1:A:597:VAL:HG11	4:D:477:GLU:HA	1.28	1.07
1:A:601:PRO:CB	1:A:698:GLU:CG	2.31	1.07
1:A:2697:ARG:NH1	19:A:4701:ADP:O1B	1.86	1.07

Continued on next page...

Continued from previous page...

Atom-1	Atom-2	Interatomic distance (Å)	Clash overlap (Å)
2:B:429:LEU:CG	2:B:489:PHE:CZ	2.36	1.07
2:B:520:ARG:NH1	2:B:550:MET:HG3	1.67	1.07
2:B:682:LYS:NZ	5:E:186:PHE:CE1	1.96	1.07
3:C:2792:TYR:C	3:C:2796:PRO:HG3	1.75	1.07
4:D:109:PHE:CE2	15:O:121:TYR:CD2	2.42	1.07
5:E:20:PHE:HA	14:N:90:ASP:OD1	1.50	1.07
6:F:50:ALA:HA	8:H:83:GLN:HG3	1.12	1.07
10:J:77:HIS:ND1	11:K:70:VAL:HG21	1.58	1.07
1:A:1444:GLN:HG2	1:A:1560:LYS:HA	1.10	1.07
2:B:725:ILE:HD11	2:B:777:PHE:HA	1.11	1.07
2:B:1051:ASP:CB	2:B:1162:THR:HG21	1.83	1.07
2:B:3118:TYR:HB2	2:B:3455:SER:CB	1.84	1.07
2:B:3140:LEU:HB2	2:B:3433:TRP:CE3	1.88	1.07
4:D:172:GLU:HA	13:M:64:HIS:HA	1.30	1.07
5:E:70:ASP:OD2	9:I:64:LYS:CE	2.02	1.07
1:A:3106:LYS:CG	1:A:3443:LEU:HD11	1.84	1.07
2:B:10:PRO:CB	2:B:25:GLN:CB	2.32	1.07
4:D:91:TYR:CZ	13:M:80:LEU:HD12	1.89	1.07
4:D:106:ILE:HD11	15:O:99:SER:OG	1.52	1.07
4:D:585:VAL:HG12	4:D:588:PRO:HD3	1.33	1.07
14:N:25:PHE:HZ	14:N:103:ILE:HD13	0.96	1.07
1:A:3249:ILE:HG12	1:A:3273:TYR:HA	1.36	1.07
1:A:3305:LEU:HB3	17:Q:80:SER:N	1.69	1.07
2:B:966:LYS:HD2	3:C:345:TRP:CE2	1.89	1.07
2:B:1238:LYS:HE2	2:B:1308:LEU:HA	1.12	1.07
2:B:1573:CYS:O	2:B:1577:ARG:HB3	1.54	1.07
10:J:19:LYS:HE3	15:O:19:LEU:CD1	1.84	1.07
10:J:26:VAL:HG22	10:J:97:TYR:O	1.50	1.07
1:A:550:HIS:CB	4:D:655:LEU:CA	2.33	1.07
1:A:801:ILE:HG12	5:E:149:THR:CB	1.85	1.07
1:A:1012:LYS:HB3	1:A:1071:ILE:HG21	1.36	1.07
1:A:1417:GLU:O	1:A:1421:GLU:N	1.88	1.07
3:C:53:PRO:HG2	3:C:81:PRO:CB	1.84	1.07
3:C:2726:THR:HA	3:C:2729:LEU:CG	1.84	1.07
1:A:850:SER:OG	5:E:203:LEU:HD22	1.49	1.06
1:A:3257:VAL:HG21	1:A:3266:VAL:HG12	1.28	1.06
2:B:349:ASN:HA	2:B:416:LEU:CD2	1.84	1.06
2:B:794:LEU:CA	2:B:797:PHE:CE2	2.36	1.06
3:C:2708:GLN:NE2	3:C:2809:ALA:O	1.87	1.06
4:D:90:ASP:OD2	13:M:32:LYS:CG	2.02	1.06
4:D:207:ALA:HB3	9:I:24:ILE:CD1	1.81	1.06

Continued on next page...

Continued from previous page...

Atom-1	Atom-2	Interatomic distance (Å)	Clash overlap (Å)
12:L:16:LEU:CD1	12:L:17:PRO:HD2	1.84	1.06
1:A:700:LYS:HG2	4:D:455:GLY:HA3	1.12	1.06
1:A:3298:ILE:C	1:A:3343:HIS:HE1	1.59	1.06
2:B:409:SER:O	2:B:413:PHE:HB2	1.52	1.06
2:B:655:LYS:HZ3	2:B:701:ILE:HG22	0.96	1.06
3:C:2800:PRO:HD2	3:C:2801:GLU:H	0.96	1.06
5:E:395:VAL:CG2	5:E:402:ILE:HD12	1.75	1.06
7:G:120:THR:HG23	9:I:12:ILE:HG23	1.36	1.06
11:K:77:PHE:HD1	11:K:90:TYR:HB3	1.07	1.06
1:A:861:ASP:OD2	5:E:152:LEU:CA	2.02	1.06
1:A:3215:ILE:HG21	1:A:3219:ASP:OD2	1.53	1.06
1:A:3222:GLU:HB3	1:A:3328:ALA:HB2	1.38	1.06
1:A:3232:ILE:HD11	1:A:3316:TRP:CZ3	1.90	1.06
1:A:3300:GLU:CB	17:Q:76:ILE:CB	2.33	1.06
2:B:966:LYS:HB2	3:C:345:TRP:CE3	1.90	1.06
2:B:1238:LYS:HE3	2:B:1308:LEU:CB	1.85	1.06
2:B:1450:TRP:O	2:B:1454:GLN:CG	2.02	1.06
2:B:1511:VAL:HG22	2:B:1570:VAL:CG2	1.84	1.06
3:C:2637:GLU:O	3:C:2640:ALA:HB3	1.55	1.06
3:C:2690:LEU:CB	3:C:2826:VAL:HG21	1.84	1.06
4:D:91:TYR:CE2	13:M:80:LEU:CB	2.38	1.06
4:D:148:GLU:HG2	4:D:149:PRO:CD	1.85	1.06
5:E:395:VAL:HG21	5:E:402:ILE:HD11	1.06	1.06
7:G:119:PRO:CD	9:I:12:ILE:HD12	1.86	1.06
1:A:598:ARG:HB2	4:D:460:LEU:CD1	1.85	1.06
1:A:1445:PHE:CD2	1:A:1564:CYS:SG	2.48	1.06
1:A:3304:GLU:HB3	17:Q:78:SER:H	1.13	1.06
2:B:900:PHE:CE1	2:B:933:TRP:HH2	1.72	1.06
4:D:517:ILE:HD11	4:D:527:ILE:HG23	1.32	1.06
8:H:46:LYS:HE2	9:I:86:ASP:CB	1.84	1.06
1:A:706:GLY:H	4:D:453:LEU:HD21	1.20	1.06
1:A:730:LEU:HD21	1:A:781:LEU:HD21	1.37	1.06
1:A:3303:ILE:HD11	1:A:3340:TYR:HE2	0.91	1.06
2:B:952:PRO:HG2	3:C:223:THR:C	1.54	1.06
2:B:1004:SER:OG	2:B:1094:TRP:CH2	2.07	1.06
5:E:16:ASN:CG	15:O:132:GLU:HA	1.75	1.06
5:E:82:GLY:HA2	8:H:12:LYS:NZ	1.69	1.06
1:A:1513:LYS:HE2	1:A:1578:ASN:OD1	1.53	1.05
1:A:3386:ASN:O	1:A:3390:VAL:HG23	1.55	1.05
2:B:444:LEU:CD2	5:E:515:LYS:NZ	2.18	1.05
2:B:946:ARG:CA	2:B:955:PHE:HE2	1.68	1.05

Continued on next page...

Continued from previous page...

Atom-1	Atom-2	Interatomic distance (Å)	Clash overlap (Å)
2:B:1511:VAL:HA	2:B:1570:VAL:CB	1.84	1.05
3:C:2740:ILE:HB	3:C:2744:LYS:O	1.53	1.05
4:D:414:PHE:CD2	4:D:426:TRP:CD1	2.44	1.05
5:E:20:PHE:CE1	14:N:89:GLN:HA	1.91	1.05
5:E:164:VAL:CG2	5:E:181:TYR:HE1	1.66	1.05
1:A:760:ASP:OD2	1:A:764:ARG:CG	2.05	1.05
1:A:847:PHE:CD2	5:E:203:LEU:HD11	1.90	1.05
1:A:1101:HIS:HA	1:A:1163:LEU:CD1	1.85	1.05
1:A:1518:TRP:NE1	1:A:1545:ASP:OD1	1.89	1.05
1:A:3308:PRO:HD3	17:Q:57:LEU:N	1.71	1.05
2:B:436:PHE:HD2	2:B:463:PHE:CE1	1.73	1.05
2:B:501:ARG:CZ	4:D:491:GLN:CG	2.19	1.05
2:B:533:ARG:CB	2:B:534:PRO:HD2	1.86	1.05
2:B:1607:PRO:CG	2:B:1946:SER:CB	2.33	1.05
2:B:3262:LEU:O	2:B:3297:PHE:CZ	2.07	1.05
3:C:2740:ILE:CB	3:C:2744:LYS:HB3	1.86	1.05
4:D:80:PRO:HD2	15:O:103:TRP:CZ2	1.90	1.05
4:D:395:HIS:NE2	4:D:399:VAL:HG11	1.61	1.05
16:P:16:GLU:HA	16:P:74:LEU:CB	1.85	1.05
1:A:601:PRO:HB2	1:A:698:GLU:CG	1.85	1.05
1:A:688:PHE:HE1	1:A:693:MET:SD	1.78	1.05
1:A:801:ILE:HA	5:E:149:THR:HB	1.08	1.05
1:A:1396:PRO:CA	1:A:1400:TYR:CB	2.33	1.05
1:A:3306:LEU:O	1:A:3306:LEU:CD1	2.04	1.05
2:B:511:PHE:HE2	2:B:547:LEU:CD2	1.68	1.05
4:D:195:ILE:HG21	9:I:94:LEU:HD22	1.34	1.05
4:D:285:PRO:HG3	4:D:584:ILE:HG22	1.35	1.05
4:D:297:LYS:NZ	4:D:328:LEU:CB	2.17	1.05
4:D:297:LYS:HE3	4:D:316:LEU:CD2	1.85	1.05
4:D:297:LYS:HE3	4:D:316:LEU:HD23	1.07	1.05
4:D:567:GLN:OE1	4:D:578:LYS:HD3	1.56	1.05
4:D:590:LEU:HD23	4:D:604:VAL:CG1	1.86	1.05
1:A:598:ARG:O	4:D:460:LEU:HD21	0.89	1.05
1:A:817:VAL:O	1:A:818:LEU:HD13	0.89	1.05
1:A:1151:MET:CE	4:D:176:ILE:HG12	1.86	1.05
2:B:409:SER:CB	2:B:413:PHE:HD1	1.45	1.05
3:C:24:HIS:NE2	3:C:325:SER:OG	1.66	1.05
4:D:106:ILE:HG13	15:O:99:SER:O	1.56	1.05
4:D:195:ILE:HD13	9:I:94:LEU:CD2	1.86	1.05
8:H:68:PHE:HB2	9:I:60:CYS:HB3	1.39	1.05
1:A:1505:ASN:O	1:A:1509:ASP:CG	1.95	1.05

Continued on next page...

Continued from previous page...

Atom-1	Atom-2	Interatomic distance (Å)	Clash overlap (Å)
1:A:1623:ILE:HD11	1:A:1680:ILE:HD13	1.32	1.05
1:A:3252:GLN:HG2	17:Q:38:ILE:O	1.57	1.05
1:A:3305:LEU:HD13	17:Q:80:SER:N	1.71	1.05
2:B:1492:LYS:CE	2:B:3606:GLN:CD	2.20	1.05
2:B:1607:PRO:HB3	2:B:1946:SER:OG	1.57	1.05
3:C:2745:LYS:HD2	3:C:2749:VAL:HG22	1.34	1.05
5:E:261:HIS:ND1	5:E:283:SER:OG	1.84	1.05
1:A:801:ILE:HB	1:A:862:LEU:HD21	1.34	1.04
1:A:847:PHE:HD2	5:E:203:LEU:HD11	1.17	1.04
1:A:1445:PHE:HD2	1:A:1564:CYS:SG	1.79	1.04
2:B:345:ARG:CB	2:B:412:LEU:HD11	1.85	1.04
2:B:545:ILE:HD11	2:B:616:ARG:HH11	1.19	1.04
2:B:956:LEU:HD21	3:C:285:SER:HB3	1.07	1.04
4:D:517:ILE:HD13	4:D:527:ILE:HG23	1.32	1.04
8:H:46:LYS:CE	9:I:86:ASP:CB	2.34	1.04
10:J:21:PHE:HZ	10:J:37:LEU:CD2	1.69	1.04
14:N:89:GLN:HG2	14:N:94:ASP:HB2	1.38	1.04
1:A:598:ARG:HB3	4:D:460:LEU:HD22	1.34	1.04
1:A:601:PRO:HG2	1:A:698:GLU:HG3	1.09	1.04
1:A:837:GLN:HE22	1:A:958:ALA:HB1	1.17	1.04
1:A:1146:GLN:HG2	13:M:9:ALA:CB	1.61	1.04
1:A:3215:ILE:CG2	1:A:3219:ASP:OD2	2.04	1.04
2:B:165:LEU:O	2:B:169:LYS:N	1.91	1.04
2:B:789:LYS:HE3	2:B:839:LEU:CD2	1.87	1.04
2:B:1456:PHE:CE1	2:B:1563:VAL:CG1	2.22	1.04
2:B:1492:LYS:HE3	2:B:3606:GLN:NE2	1.72	1.04
4:D:111:MET:HE1	15:O:90:ILE:HB	1.36	1.04
4:D:567:GLN:HB3	4:D:578:LYS:HD2	1.39	1.04
5:E:46:ASN:CG	12:L:88:PHE:CE1	2.30	1.04
5:E:46:ASN:ND2	12:L:25:ASP:OD2	1.90	1.04
5:E:112:LEU:CD2	6:F:97:MET:SD	2.45	1.04
7:G:119:PRO:HD2	9:I:12:ILE:HD13	1.34	1.04
7:G:120:THR:HG22	9:I:12:ILE:HG23	1.09	1.04
9:I:26:ASN:CB	9:I:98:PHE:CE2	2.40	1.04
1:A:700:LYS:HE2	4:D:456:LEU:H	1.21	1.04
1:A:801:ILE:CG2	1:A:862:LEU:CD2	2.31	1.04
1:A:3249:ILE:CD1	17:Q:106:PHE:CZ	2.40	1.04
2:B:444:LEU:CD2	5:E:515:LYS:CE	2.31	1.04
2:B:679:ARG:HB2	5:E:186:PHE:HE2	1.18	1.04
2:B:1106:PHE:CZ	2:B:1160:ILE:HD11	1.92	1.04
2:B:1242:GLN:O	2:B:1252:MET:N	1.88	1.04

Continued on next page...

Continued from previous page...

Atom-1	Atom-2	Interatomic distance (Å)	Clash overlap (Å)
3:C:2727:ILE:CD1	3:C:2745:LYS:CG	2.35	1.04
9:I:51:ALA:HB1	9:I:52:PRO:CD	1.87	1.04
10:J:21:PHE:CZ	10:J:37:LEU:CD2	2.40	1.04
12:L:73:GLU:CB	13:M:66:ILE:HD12	1.87	1.04
1:A:3446:ASN:OD1	1:A:3488:LEU:HD22	1.55	1.04
4:D:526:ARG:HB2	4:D:528:TRP:CH2	1.92	1.04
8:H:58:HIS:CD2	9:I:87:VAL:HG13	1.92	1.04
10:J:86:CYS:HB2	11:K:61:VAL:HG13	1.38	1.04
11:K:77:PHE:CE1	11:K:88:LEU:HD11	1.91	1.04
12:L:74:TRP:CE2	12:L:109:LYS:HD2	1.92	1.04
15:O:22:LEU:HD12	15:O:23:ASN:CG	1.77	1.04
1:A:3248:LEU:HD13	17:Q:81:ARG:N	1.72	1.04
1:A:3270:LYS:HZ2	17:Q:60:ASN:CB	1.69	1.04
3:C:354:VAL:CG1	3:C:357:ILE:HD12	1.88	1.04
4:D:212:ILE:HD13	9:I:19:MET:HE1	1.34	1.04
5:E:61:VAL:HG23	10:J:106:LEU:HD22	1.34	1.04
8:H:66:GLY:N	9:I:79:ILE:O	1.90	1.04
1:A:688:PHE:CE1	1:A:693:MET:CG	2.40	1.03
1:A:1121:LYS:HB3	1:A:1138:THR:HG21	1.05	1.03
1:A:3229:PRO:HB2	1:A:3233:ILE:CG2	1.87	1.03
2:B:429:LEU:HD11	2:B:489:PHE:CE2	1.92	1.03
2:B:794:LEU:O	2:B:797:PHE:CD2	2.11	1.03
2:B:882:LEU:O	2:B:886:ILE:HG22	1.56	1.03
3:C:10:LEU:CD2	3:C:65:ASN:C	2.26	1.03
3:C:205:ALA:CB	3:C:216:ILE:HG22	1.88	1.03
3:C:354:VAL:HG11	3:C:357:ILE:CD1	1.87	1.03
4:D:105:MET:CE	14:N:48:GLN:HA	1.88	1.03
4:D:266:TYR:HH	5:E:121:TYR:HB3	1.21	1.03
4:D:528:TRP:NE1	4:D:535:GLN:HB3	1.72	1.03
5:E:48:ILE:HG12	12:L:88:PHE:HZ	1.19	1.03
1:A:612:HIS:C	4:D:500:LEU:HD21	1.77	1.03
1:A:655:PHE:CE2	1:A:659:TRP:NE1	2.25	1.03
1:A:971:ASN:HA	1:A:985:PHE:HE2	0.91	1.03
1:A:1522:GLU:HG3	1:A:1523:PRO:HD3	1.07	1.03
2:B:963:PHE:HE1	3:C:39:LEU:C	1.58	1.03
2:B:3078:ILE:HD12	2:B:3452:LEU:HD22	1.38	1.03
4:D:195:ILE:HG21	9:I:94:LEU:CD2	1.87	1.03
4:D:528:TRP:CD1	4:D:535:GLN:CA	2.41	1.03
7:G:120:THR:HG23	9:I:12:ILE:CG2	1.87	1.03
16:P:10:THR:HA	16:P:65:ASP:CB	1.86	1.03
1:A:599:ASN:HB3	4:D:419:SER:OG	1.59	1.03

Continued on next page...

Continued from previous page...

Atom-1	Atom-2	Interatomic distance (Å)	Clash overlap (Å)
1:A:709:ILE:CG2	1:A:710:PRO:HD2	1.89	1.03
1:A:1012:LYS:HB2	1:A:1071:ILE:HD13	1.07	1.03
1:A:1052:LEU:HB3	1:A:1166:TYR:CE2	1.93	1.03
2:B:582:MET:HE2	2:B:587:GLY:CA	1.85	1.03
2:B:673:PHE:CE1	2:B:677:LEU:HD13	1.93	1.03
2:B:718:ILE:HD11	2:B:773:VAL:CB	1.88	1.03
2:B:1238:LYS:HE3	2:B:1308:LEU:HA	1.08	1.03
2:B:1456:PHE:HE1	2:B:1563:VAL:HG12	1.20	1.03
2:B:1559:MET:HE3	2:B:1577:ARG:HH21	1.18	1.03
3:C:1983:THR:HB	19:C:4305:ADP:HN62	1.14	1.03
3:C:2727:ILE:HD13	3:C:2745:LYS:CD	1.88	1.03
4:D:111:MET:HB3	15:O:95:LEU:H	1.20	1.03
4:D:148:GLU:HG2	4:D:149:PRO:HD2	1.09	1.03
4:D:251:MET:HB2	7:G:136:MET:CE	1.86	1.03
4:D:584:ILE:HG21	4:D:614:VAL:CG2	1.88	1.03
17:Q:68:LEU:O	17:Q:92:ASP:CB	2.06	1.03
1:A:700:LYS:CE	4:D:456:LEU:H	1.70	1.03
1:A:1067:PRO:CD	1:A:1067:PRO:N	2.19	1.03
1:A:1505:ASN:O	1:A:1509:ASP:OD2	1.74	1.03
1:A:3232:ILE:HD11	1:A:3316:TRP:HZ3	1.20	1.03
2:B:433:ILE:HG23	2:B:463:PHE:HZ	0.92	1.03
2:B:518:TYR:CE1	5:E:407:TYR:HE2	1.77	1.03
2:B:741:ILE:HD13	2:B:776:LEU:HD11	1.38	1.03
2:B:966:LYS:HD3	3:C:345:TRP:N	1.72	1.03
2:B:1058:LYS:CG	2:B:1166:GLU:CB	2.21	1.03
2:B:1511:VAL:CA	2:B:1570:VAL:CG1	2.35	1.03
2:B:1511:VAL:CG2	2:B:1570:VAL:CG2	2.35	1.03
2:B:1559:MET:CG	2:B:1577:ARG:HH22	1.71	1.03
2:B:3150:VAL:CG1	2:B:3423:VAL:CG2	2.33	1.03
4:D:251:MET:CB	7:G:136:MET:HE2	1.85	1.03
5:E:16:ASN:HB2	15:O:132:GLU:HA	1.26	1.03
5:E:492:ASP:CA	5:E:495:TYR:CE2	2.42	1.03
9:I:78:ILE:HD12	9:I:106:LEU:HB3	1.41	1.03
10:J:77:HIS:ND1	11:K:70:VAL:HG22	1.70	1.03
1:A:590:GLN:HB2	1:A:609:TRP:CZ2	1.94	1.03
1:A:670:LEU:HB2	1:A:692:ILE:CD1	1.89	1.03
1:A:1126:VAL:CA	1:A:1131:SER:OG	2.06	1.03
1:A:3249:ILE:HG13	1:A:3273:TYR:HA	1.07	1.03
1:A:3305:LEU:HD22	17:Q:80:SER:N	1.71	1.03
2:B:444:LEU:HD11	2:B:527:PHE:HE1	0.87	1.03
2:B:857:LYS:C	3:C:170:GLN:N	2.12	1.03

Continued on next page...

Continued from previous page...

Atom-1	Atom-2	Interatomic distance (Å)	Clash overlap (Å)
2:B:1051:ASP:HB3	2:B:1162:THR:HG21	1.37	1.03
2:B:1607:PRO:CB	2:B:1946:SER:OG	2.06	1.03
3:C:2727:ILE:CD1	3:C:2745:LYS:CD	2.35	1.03
5:E:22:ASP:HB3	14:N:91:THR:HG23	1.05	1.03
5:E:310:LEU:HD21	5:E:358:ARG:NH2	1.72	1.03
5:E:394:TRP:CD1	5:E:401:PRO:CA	2.42	1.03
7:G:119:PRO:HG2	9:I:12:ILE:HG21	1.06	1.03
15:O:22:LEU:CD1	15:O:23:ASN:CG	2.26	1.03
1:A:597:VAL:HG12	4:D:460:LEU:HD11	1.36	1.02
1:A:3300:GLU:HB2	17:Q:99:GLN:CB	1.88	1.02
2:B:679:ARG:CB	5:E:186:PHE:CE2	2.41	1.02
2:B:3164:VAL:CG1	2:B:3409:ALA:HB2	1.89	1.02
3:C:2694:ALA:CB	3:C:2823:TYR:CB	2.36	1.02
3:C:2725:ALA:O	3:C:2729:LEU:HG	1.59	1.02
4:D:80:PRO:CG	15:O:103:TRP:HE1	1.71	1.02
4:D:518:SER:OG	4:D:528:TRP:CZ3	2.11	1.02
5:E:46:ASN:HB3	12:L:88:PHE:CE1	1.93	1.02
5:E:82:GLY:HA2	8:H:12:LYS:HZ3	0.86	1.02
5:E:492:ASP:HA	5:E:495:TYR:CZ	1.93	1.02
7:G:58:SER:O	7:G:62:ASP:N	1.91	1.02
8:H:76:TYR:HE1	8:H:87:LEU:HD11	1.21	1.02
1:A:38:LYS:HA	1:A:44:PHE:CB	1.90	1.02
1:A:601:PRO:CG	1:A:698:GLU:CG	2.24	1.02
2:B:436:PHE:CD2	2:B:463:PHE:CD1	2.47	1.02
2:B:500:GLU:OE1	2:B:535:ILE:HD12	0.85	1.02
2:B:641:ILE:O	2:B:645:GLU:HG3	1.58	1.02
2:B:966:LYS:CG	3:C:343:ASN:O	2.08	1.02
2:B:966:LYS:O	3:C:344:ASN:HB2	1.58	1.02
2:B:3264:ASN:CB	2:B:3306:ILE:CD1	2.24	1.02
3:C:2711:SER:O	3:C:2751:TRP:HZ2	1.42	1.02
3:C:2892:ARG:HD3	3:C:3184:LEU:CB	1.88	1.02
4:D:236:MET:CB	7:G:143:PHE:HE2	1.70	1.02
5:E:282:THR:HG23	5:E:322:LEU:HD12	1.38	1.02
8:H:46:LYS:CE	9:I:86:ASP:HB3	1.88	1.02
8:H:58:HIS:HD2	9:I:87:VAL:HG13	1.17	1.02
15:O:45:ARG:CB	15:O:63:LEU:HD13	1.89	1.02
1:A:597:VAL:HB	1:A:600:MET:HG3	1.39	1.02
1:A:1136:MET:HG3	4:D:166:PHE:HD1	1.23	1.02
1:A:1151:MET:HE3	4:D:176:ILE:CG1	1.87	1.02
1:A:1151:MET:HE1	4:D:176:ILE:HA	1.38	1.02
1:A:3106:LYS:CG	1:A:3443:LEU:CD1	2.37	1.02

Continued on next page...

Continued from previous page...

Atom-1	Atom-2	Interatomic distance (Å)	Clash overlap (Å)
1:A:3305:LEU:HA	17:Q:78:SER:O	1.24	1.02
2:B:1511:VAL:N	2:B:1570:VAL:HG11	1.74	1.02
2:B:1607:PRO:HG2	2:B:1946:SER:CB	1.90	1.02
3:C:261:ILE:HG13	3:C:360:PRO:CB	1.89	1.02
4:D:528:TRP:CD1	4:D:535:GLN:HA	1.93	1.02
8:H:12:LYS:HG2	8:H:80:TYR:CD2	1.95	1.02
14:N:72:ILE:HG21	15:O:97:ILE:HD11	1.04	1.02
1:A:1121:LYS:CB	1:A:1138:THR:HG21	1.89	1.02
2:B:798:ASN:CB	2:B:874:ALA:CB	2.31	1.02
2:B:829:VAL:HG11	2:B:940:ILE:HG23	1.38	1.02
2:B:1002:GLN:HA	2:B:1094:TRP:CZ2	1.94	1.02
2:B:1123:GLY:HA2	2:B:1197:PHE:CE1	1.94	1.02
2:B:1127:ASN:HB3	2:B:1128:PRO:HD3	1.38	1.02
2:B:3153:LEU:HD13	2:B:3707:LEU:HD12	1.42	1.02
3:C:2745:LYS:CG	3:C:2749:VAL:HG21	1.88	1.02
5:E:446:ILE:HD12	5:E:446:ILE:H	1.23	1.02
10:J:34:ASP:HB2	15:O:31:PRO:CG	1.88	1.02
12:L:77:ILE:HG12	13:M:65:ILE:HD11	1.37	1.02
14:N:70:THR:HG22	15:O:99:SER:CB	1.89	1.02
1:A:726:TYR:HE1	1:A:777:ILE:HG23	1.18	1.02
1:A:732:TYR:CB	4:D:390:VAL:HB	1.90	1.02
1:A:793:GLN:CB	5:E:451:LYS:HB3	1.84	1.02
1:A:1126:VAL:O	1:A:1208:TYR:OH	1.75	1.02
1:A:3449:LEU:HD23	1:A:3488:LEU:HD23	1.40	1.02
2:B:1437:GLU:HG2	2:B:1493:TYR:CB	1.89	1.02
2:B:1511:VAL:HG22	2:B:1570:VAL:HB	1.02	1.02
3:C:2720:PRO:HB3	3:C:2798:PHE:HE2	1.24	1.02
3:C:2740:ILE:CG2	3:C:2744:LYS:CB	2.02	1.02
4:D:170:THR:HG22	13:M:66:ILE:HA	1.39	1.02
16:P:11:THR:O	16:P:67:LEU:HA	1.55	1.02
1:A:1638:THR:HB	1:A:1655:GLN:HG3	1.42	1.01
1:A:3121:LEU:CD2	1:A:3429:TRP:HB2	1.84	1.01
1:A:3235:TYR:HE2	1:A:3269:LEU:HD11	1.19	1.01
2:B:87:LYS:O	2:B:103:ASN:CA	2.07	1.01
2:B:429:LEU:HD11	2:B:489:PHE:CD2	1.90	1.01
2:B:3261:ILE:CG2	2:B:3306:ILE:HG23	1.89	1.01
3:C:2585:PHE:HB2	3:C:2932:SER:CB	1.89	1.01
4:D:173:CYS:O	13:M:63:SER:N	1.91	1.01
4:D:174:GLN:CB	13:M:62:GLY:CA	2.36	1.01
4:D:360:ALA:HB3	5:E:133:PHE:HZ	1.19	1.01
1:A:550:HIS:CB	4:D:654:ASN:O	2.08	1.01

Continued on next page...

Continued from previous page...

Atom-1	Atom-2	Interatomic distance (Å)	Clash overlap (Å)
1:A:580:LEU:HD22	1:A:640:SER:HB3	1.02	1.01
1:A:598:ARG:NH1	4:D:504:TYR:CG	2.27	1.01
1:A:704:ARG:NH1	4:D:455:GLY:O	1.91	1.01
1:A:1444:GLN:HB3	1:A:1559:LYS:O	1.60	1.01
2:B:789:LYS:HB3	2:B:839:LEU:HD13	1.40	1.01
2:B:883:ASN:HA	2:B:886:ILE:CG2	1.90	1.01
2:B:952:PRO:HG3	3:C:223:THR:HB	1.36	1.01
2:B:1456:PHE:HZ	2:B:1563:VAL:HG13	1.04	1.01
2:B:3234:LEU:HD13	2:B:3336:LEU:HD23	1.42	1.01
3:C:2719:VAL:HG13	3:C:2720:PRO:HD3	1.41	1.01
3:C:2721:GLU:HB2	3:C:2803:MET:HE2	1.39	1.01
4:D:75:LEU:HD23	4:D:75:LEU:H	1.24	1.01
1:A:597:VAL:CG1	4:D:502:ALA:HB1	1.73	1.01
1:A:760:ASP:OD2	1:A:764:ARG:HG2	1.61	1.01
1:A:970:TYR:O	1:A:983:ALA:CB	2.09	1.01
2:B:349:ASN:CA	2:B:416:LEU:CD2	2.37	1.01
2:B:444:LEU:CA	5:E:515:LYS:HG2	1.85	1.01
2:B:801:ILE:CD1	2:B:937:PHE:CD1	2.42	1.01
2:B:2666:ARG:CD	20:B:5403:ATP:O1G	2.08	1.01
3:C:60:LEU:CD2	3:C:69:TRP:CH2	2.42	1.01
4:D:177:ASN:ND2	13:M:60:ASN:CB	1.77	1.01
4:D:543:MET:HE3	4:D:563:MET:HE2	1.02	1.01
5:E:35:VAL:O	14:N:78:HIS:ND1	1.92	1.01
5:E:61:VAL:HG22	10:J:106:LEU:HD22	1.20	1.01
6:F:50:ALA:HA	8:H:83:GLN:CG	1.88	1.01
6:F:56:TRP:NE1	6:F:91:GLN:CD	2.03	1.01
8:H:65:PHE:HA	9:I:80:GLY:HA3	1.41	1.01
1:A:597:VAL:CG1	4:D:477:GLU:HG2	1.90	1.01
1:A:700:LYS:HE2	4:D:456:LEU:N	1.76	1.01
1:A:805:ARG:HH12	5:E:152:LEU:HD23	1.25	1.01
1:A:990:ALA:CB	18:R:119:GLU:CB	2.39	1.01
1:A:2164:SER:OG	20:A:4702:ATP:O1B	1.77	1.01
1:A:3250:PRO:HD3	17:Q:106:PHE:CD2	1.95	1.01
2:B:87:LYS:O	2:B:103:ASN:HA	1.59	1.01
2:B:1447:ILE:HG22	2:B:1504:TRP:CZ2	1.95	1.01
2:B:1607:PRO:HG2	2:B:1946:SER:HB3	1.01	1.01
3:C:2721:GLU:OE1	3:C:2814:CYS:HA	1.59	1.01
3:C:2735:ASN:HB3	3:C:2757:LEU:CA	1.89	1.01
4:D:174:GLN:NE2	12:L:51:LYS:H	1.59	1.01
4:D:569:TYR:CE2	4:D:578:LYS:CG	2.42	1.01
8:H:54:HIS:NE2	18:R:62:LYS:HA	1.75	1.01

Continued on next page...

Continued from previous page...

Atom-1	Atom-2	Interatomic distance (Å)	Clash overlap (Å)
1:A:747:ILE:CD1	1:A:889:TYR:CE1	2.44	1.01
1:A:1504:VAL:HG22	1:A:1565:CYS:SG	2.00	1.01
4:D:68:GLU:HG3	5:E:12:LYS:HA	1.40	1.01
4:D:170:THR:HG22	13:M:66:ILE:HG12	1.12	1.01
4:D:552:PRO:CD	4:D:595:PHE:HD2	1.64	1.01
5:E:119:CYS:CB	6:F:88:ILE:HD13	1.91	1.01
6:F:35:ARG:CZ	6:F:41:SER:HB2	1.89	1.01
1:A:95:PHE:O	1:A:124:THR:N	1.93	1.00
1:A:1051:GLN:OE1	1:A:1096:TYR:CE1	2.14	1.00
1:A:1114:GLN:O	1:A:1118:LEU:HD22	1.57	1.00
1:A:1121:LYS:HB3	1:A:1138:THR:CG2	1.91	1.00
1:A:1513:LYS:HD3	1:A:1578:ASN:ND2	1.72	1.00
1:A:1633:ALA:HB2	1:A:1839:LEU:O	1.58	1.00
1:A:3099:TYR:HA	1:A:3451:THR:HG21	1.41	1.00
2:B:532:THR:H	2:B:536:ILE:HD12	1.26	1.00
2:B:533:ARG:HB3	2:B:534:PRO:HD2	1.01	1.00
2:B:861:ASP:CG	3:C:171:ARG:CG	2.28	1.00
4:D:172:GLU:HA	13:M:64:HIS:CB	1.86	1.00
5:E:16:ASN:HB3	15:O:132:GLU:CG	1.80	1.00
12:L:84:CYS:CB	13:M:56:ILE:HG12	1.92	1.00
1:A:597:VAL:HG11	4:D:477:GLU:CA	1.90	1.00
1:A:688:PHE:CE1	1:A:693:MET:HG2	1.95	1.00
1:A:700:LYS:CG	4:D:455:GLY:HA3	1.91	1.00
1:A:3106:LYS:HG2	1:A:3443:LEU:CG	1.91	1.00
2:B:444:LEU:CD1	2:B:527:PHE:HE1	1.74	1.00
2:B:946:ARG:HA	2:B:955:PHE:CZ	1.95	1.00
2:B:3118:TYR:CD2	2:B:3452:LEU:HA	1.97	1.00
2:B:3342:ASN:O	2:B:3346:PHE:CB	2.08	1.00
14:N:86:THR:OG1	15:O:83:VAL:HG13	1.60	1.00
1:A:867:MET:SD	1:A:878:VAL:HG11	2.01	1.00
1:A:3298:ILE:CA	1:A:3343:HIS:HE1	1.74	1.00
1:A:3301:GLU:O	17:Q:78:SER:CA	2.09	1.00
2:B:744:MET:HG3	2:B:776:LEU:HD22	1.43	1.00
2:B:861:ASP:OD2	3:C:169:TYR:O	1.78	1.00
2:B:897:SER:CB	2:B:898:PRO:CD	2.40	1.00
3:C:159:TYR:CD1	3:C:179:VAL:CG2	2.44	1.00
4:D:173:CYS:N	13:M:63:SER:O	1.92	1.00
4:D:174:GLN:HE21	12:L:51:LYS:H	1.04	1.00
5:E:23:THR:HG21	14:N:88:TYR:HD1	1.24	1.00
6:F:56:TRP:CE2	6:F:91:GLN:NE2	2.23	1.00
10:J:61:ALA:CB	10:J:80:PHE:HE2	1.63	1.00

Continued on next page...

Continued from previous page...

Atom-1	Atom-2	Interatomic distance (Å)	Clash overlap (Å)
1:A:1020:PHE:HA	1:A:1023:PHE:HE2	1.25	1.00
1:A:1513:LYS:HD3	1:A:1578:ASN:HD21	1.22	1.00
2:B:1559:MET:HE2	2:B:1577:ARG:HD3	1.42	1.00
4:D:620:LEU:HD12	4:D:620:LEU:O	1.61	1.00
1:A:21:LEU:O	1:A:25:ASP:CA	2.09	1.00
1:A:617:ILE:HD12	1:A:647:GLN:NE2	1.77	1.00
1:A:634:ILE:CG2	1:A:638:TYR:OH	2.07	1.00
1:A:700:LYS:HE2	4:D:455:GLY:CA	1.91	1.00
2:B:52:PHE:C	2:B:53:ILE:N	2.15	1.00
2:B:939:ASN:HD22	3:C:283:THR:HB	1.23	1.00
3:C:2018:GLN:NE2	19:C:4305:ADP:H2'	1.77	1.00
1:A:937:LEU:HD13	1:A:1081:ILE:HG12	1.42	1.00
1:A:3194:ALA:HB1	1:A:3356:VAL:CG2	1.91	1.00
2:B:736:LEU:HD12	2:B:859:TYR:CB	1.90	1.00
2:B:3230:ALA:HB3	2:B:3342:ASN:CG	1.77	1.00
4:D:184:GLY:CA	11:K:69:TYR:HD1	1.75	1.00
4:D:242:LYS:HG2	7:G:60:VAL:CG2	1.91	1.00
17:Q:69:ASN:CA	17:Q:92:ASP:CB	2.40	1.00
1:A:726:TYR:CE1	1:A:777:ILE:HG23	1.95	1.00
1:A:1396:PRO:HA	1:A:1400:TYR:CB	1.90	1.00
1:A:1417:GLU:O	1:A:1421:GLU:HG3	1.61	1.00
1:A:3304:GLU:HB2	17:Q:77:LEU:C	1.82	1.00
2:B:725:ILE:HG21	2:B:776:LEU:HG	1.42	1.00
2:B:1467:PHE:HE2	2:B:1560:MET:SD	1.80	0.99
2:B:3300:GLU:OE2	2:B:3354:LYS:CD	2.10	0.99
3:C:143:PRO:HD3	3:C:187:TRP:NE1	1.77	0.99
4:D:174:GLN:HB3	12:L:51:LYS:HB2	1.44	0.99
1:A:971:ASN:CA	1:A:985:PHE:HE2	1.75	0.99
1:A:1205:GLN:CG	4:D:166:PHE:CE2	2.45	0.99
2:B:3153:LEU:HD12	2:B:3707:LEU:HD11	1.05	0.99
2:B:3445:LYS:HB3	2:B:3487:PRO:HB3	1.44	0.99
3:C:2585:PHE:CD1	3:C:2929:LEU:HA	1.96	0.99
3:C:2800:PRO:HD2	3:C:2801:GLU:N	1.77	0.99
4:D:175:THR:N	13:M:61:PHE:O	1.93	0.99
8:H:89:PHE:HE2	9:I:76:GLN:OE1	1.45	0.99
1:A:577:ALA:HB2	1:A:636:ARG:HD3	0.99	0.99
1:A:1140:GLU:OE1	4:D:165:LYS:CE	2.10	0.99
2:B:679:ARG:CB	5:E:186:PHE:HE2	1.75	0.99
4:D:201:GLN:CD	9:I:102:ASN:HB3	1.80	0.99
4:D:262:HIS:HA	5:E:125:GLN:HE22	1.26	0.99
9:I:78:ILE:HD11	9:I:106:LEU:HD23	1.00	0.99

Continued on next page...

Continued from previous page...

Atom-1	Atom-2	Interatomic distance (Å)	Clash overlap (Å)
2:B:59:THR:O	2:B:82:ASP:N	1.93	0.99
2:B:950:THR:OG1	3:C:222:PHE:HB3	1.57	0.99
2:B:963:PHE:CE1	3:C:39:LEU:CD1	2.44	0.99
2:B:1511:VAL:CG2	2:B:1570:VAL:HB	1.89	0.99
10:J:26:VAL:HG23	10:J:97:TYR:O	1.58	0.99
1:A:1205:GLN:HG2	4:D:166:PHE:CE2	1.97	0.99
1:A:3121:LEU:HD21	1:A:3429:TRP:CA	1.91	0.99
2:B:444:LEU:CD2	2:B:526:ASN:ND2	2.23	0.99
2:B:3140:LEU:CB	2:B:3433:TRP:HE3	1.72	0.99
1:A:121:GLY:H	2:B:106:LYS:HA	1.27	0.99
1:A:3249:ILE:HD12	17:Q:106:PHE:CZ	1.96	0.99
2:B:939:ASN:O	3:C:283:THR:CB	2.09	0.99
3:C:165:GLY:CA	3:C:174:PHE:HE2	1.76	0.99
4:D:571:LEU:HD13	4:D:647:TYR:CE2	1.97	0.99
1:A:1114:GLN:O	1:A:1118:LEU:HD23	1.58	0.99
2:B:679:ARG:HB2	5:E:186:PHE:CE2	1.98	0.99
2:B:897:SER:HB2	2:B:898:PRO:HD2	1.41	0.99
2:B:966:LYS:HG2	3:C:343:ASN:O	1.62	0.99
1:A:972:TRP:HZ3	1:A:985:PHE:CZ	1.61	0.99
1:A:3249:ILE:CD1	1:A:3273:TYR:HA	1.92	0.99
1:A:3306:LEU:CD1	1:A:3310:LEU:HG	1.91	0.99
2:B:963:PHE:CE2	3:C:51:ILE:HG21	1.97	0.99
4:D:105:MET:SD	14:N:48:GLN:CA	2.51	0.99
8:H:76:TYR:CE1	8:H:87:LEU:HD11	1.96	0.99
8:H:89:PHE:CE2	9:I:76:GLN:OE1	2.16	0.99
14:N:84:GLN:NE2	15:O:61:GLU:HB2	1.78	0.99
1:A:598:ARG:CB	4:D:460:LEU:HD13	1.92	0.99
1:A:717:LEU:HD21	4:D:455:GLY:N	1.77	0.99
1:A:891:PHE:CD1	1:A:972:TRP:CZ3	2.51	0.99
1:A:972:TRP:HZ3	1:A:985:PHE:CE1	1.80	0.99
1:A:3124:ILE:HD12	1:A:3429:TRP:CD1	1.98	0.99
2:B:575:ASN:CA	5:E:481:GLN:HE22	1.76	0.99
4:D:89:TYR:CD2	11:K:56:PRO:HG3	1.98	0.99
5:E:14:PHE:CZ	15:O:22:LEU:O	2.16	0.99
6:F:74:ILE:HD12	6:F:77:ILE:HD11	1.44	0.99
1:A:670:LEU:HB2	1:A:692:ILE:HD11	1.00	0.99
1:A:801:ILE:CG1	5:E:149:THR:CB	2.41	0.99
1:A:861:ASP:OD2	5:E:152:LEU:CB	0.69	0.99
3:C:2727:ILE:CD1	3:C:2745:LYS:HB3	1.92	0.99
1:A:616:LYS:O	1:A:620:PRO:CD	2.10	0.98
1:A:935:VAL:HG21	1:A:1017:LEU:HD21	1.45	0.98

Continued on next page...

Continued from previous page...

Atom-1	Atom-2	Interatomic distance (Å)	Clash overlap (Å)
1:A:1031:ILE:HG23	1:A:1034:SER:OG	1.61	0.98
2:B:669:ILE:HD13	2:B:719:VAL:HG13	1.45	0.98
3:C:180:LEU:HD12	3:C:180:LEU:O	1.63	0.98
1:A:804:ASN:HB3	5:E:150:LEU:HD23	1.02	0.98
1:A:1234:GLY:O	1:A:1252:PHE:CB	2.11	0.98
3:C:2727:ILE:HD13	3:C:2745:LYS:HD3	1.00	0.98
4:D:251:MET:HB2	7:G:136:MET:HE2	1.42	0.98
9:I:51:ALA:HB1	9:I:52:PRO:HD3	1.43	0.98
10:J:19:LYS:HB2	10:J:28:TRP:HB2	1.43	0.98
10:J:38:GLU:OE2	15:O:29:PHE:CE2	2.15	0.98
2:B:533:ARG:CB	2:B:534:PRO:CD	2.37	0.98
2:B:3118:TYR:HB2	2:B:3455:SER:HB2	1.39	0.98
1:A:597:VAL:HG11	4:D:477:GLU:HG2	1.43	0.98
1:A:598:ARG:N	4:D:460:LEU:HD11	1.77	0.98
1:A:686:VAL:HG21	1:A:731:LEU:HD23	1.00	0.98
1:A:800:ASP:HA	5:E:148:LYS:HA	0.99	0.98
1:A:1013:VAL:HG13	1:A:1076:LEU:CD1	1.93	0.98
1:A:3245:LYS:HB3	17:Q:124:ILE:CA	1.94	0.98
2:B:532:THR:HG22	2:B:536:ILE:CG1	1.93	0.98
2:B:946:ARG:N	2:B:955:PHE:HE2	1.59	0.98
2:B:966:LYS:HB3	3:C:344:ASN:CA	1.92	0.98
2:B:1223:LYS:HZ3	2:B:1277:ARG:CB	1.69	0.98
2:B:1531:ILE:HG21	2:B:1595:LEU:HD11	1.42	0.98
4:D:91:TYR:HE2	13:M:80:LEU:HB2	1.17	0.98
1:A:1029:GLU:HA	1:A:1088:TRP:CZ2	1.98	0.98
1:A:3042:PHE:CZ	1:A:3100:LYS:HE2	1.98	0.98
4:D:529:ASP:OD2	4:D:532:TYR:CD2	2.16	0.98
4:D:569:TYR:OH	4:D:578:LYS:CD	2.10	0.98
10:J:74:PRO:CG	12:L:102:ARG:HD3	1.93	0.98
1:A:597:VAL:CG2	4:D:502:ALA:HB2	1.93	0.98
2:B:1511:VAL:CA	2:B:1570:VAL:HG11	1.93	0.98
4:D:563:MET:O	4:D:564:ASP:OD1	1.82	0.98
5:E:80:TRP:HE3	5:E:81:PRO:HD2	1.27	0.98
6:F:14:LEU:CD2	6:F:23:TYR:CD2	2.47	0.98
1:A:3110:LEU:HD11	1:A:3443:LEU:HD22	1.43	0.98
1:A:3443:LEU:HD12	1:A:3493:PHE:HZ	0.82	0.98
2:B:436:PHE:CD2	2:B:463:PHE:CE1	2.52	0.98
3:C:354:VAL:HG21	3:C:357:ILE:HG13	1.42	0.98
4:D:517:ILE:CD1	4:D:527:ILE:CG2	2.41	0.98
5:E:14:PHE:HZ	15:O:22:LEU:O	1.43	0.98
5:E:310:LEU:HG	5:E:358:ARG:CZ	1.93	0.98

Continued on next page...

Continued from previous page...

Atom-1	Atom-2	Interatomic distance (Å)	Clash overlap (Å)
7:G:111:ARG:O	7:G:114:VAL:HG12	1.63	0.98
1:A:3257:VAL:HG11	1:A:3266:VAL:HG13	1.27	0.98
16:P:39:TRP:C	16:P:40:SER:N	2.17	0.98
1:A:590:GLN:CB	1:A:609:TRP:CZ2	2.47	0.98
1:A:1424:ASP:O	1:A:1428:LYS:N	1.96	0.98
1:A:2496:GLY:HA2	19:A:4701:ADP:O1B	1.64	0.98
2:B:725:ILE:CD1	2:B:777:PHE:HA	1.92	0.98
3:C:2793:LEU:C	3:C:2796:PRO:HD3	1.80	0.98
16:P:57:ILE:CB	16:P:64:ILE:O	2.12	0.98
1:A:807:GLU:CG	1:A:811:LYS:HE3	1.94	0.98
2:B:969:LEU:HD12	3:C:343:ASN:CB	1.69	0.98
3:C:132:GLU:OE1	3:C:133:PRO:HD2	1.63	0.98
5:E:310:LEU:HD11	5:E:358:ARG:NH2	1.78	0.98
1:A:614:PHE:CD1	1:A:644:LEU:CD2	2.47	0.97
1:A:3298:ILE:C	1:A:3343:HIS:CE1	2.33	0.97
2:B:963:PHE:HZ	3:C:39:LEU:CD2	1.38	0.97
2:B:1507:LYS:HD3	2:B:1571:GLU:OE1	1.64	0.97
5:E:61:VAL:HG21	10:J:106:LEU:HD13	1.44	0.97
6:F:35:ARG:NE	6:F:41:SER:HB2	1.79	0.97
1:A:747:ILE:HD11	1:A:889:TYR:CE1	1.97	0.97
1:A:800:ASP:HA	5:E:148:LYS:CA	1.93	0.97
1:A:857:ARG:HH2	5:E:207:SER:HA	1.21	0.97
1:A:3335:TRP:CH2	1:A:3339:ILE:HD11	1.99	0.97
2:B:598:ARG:HB2	5:E:367:LEU:CD1	1.93	0.97
2:B:946:ARG:CA	2:B:955:PHE:CE2	2.43	0.97
5:E:59:HIS:HD2	10:J:90:HIS:CE1	1.81	0.97
1:A:3106:LYS:HG2	1:A:3443:LEU:HD11	0.98	0.97
3:C:2793:LEU:HA	3:C:2796:PRO:HG2	1.45	0.97
5:E:82:GLY:CA	8:H:12:LYS:HZ3	1.76	0.97
18:R:82:ALA:CA	18:R:83:ASN:N	2.27	0.97
1:A:1028:LYS:O	1:A:1088:TRP:HH2	1.46	0.97
1:A:1445:PHE:HD2	1:A:1564:CYS:HG	1.02	0.97
1:A:3236:ILE:CG2	1:A:3333:LEU:HD23	1.87	0.97
1:A:3335:TRP:CZ3	1:A:3339:ILE:CD1	2.47	0.97
1:A:15:THR:HA	2:B:19:SER:HA	1.44	0.97
2:B:443:GLU:CD	5:E:514:ARG:NH1	2.18	0.97
2:B:1456:PHE:HE1	2:B:1458:PHE:CZ	1.82	0.97
4:D:360:ALA:CB	5:E:133:PHE:HZ	1.77	0.97
4:D:421:GLY:HA3	4:D:441:LEU:HD12	1.45	0.97
1:A:871:LEU:HD23	1:A:875:VAL:HG13	1.46	0.97
1:A:3106:LYS:HG3	1:A:3443:LEU:HD21	1.06	0.97

Continued on next page...

Continued from previous page...

Atom-1	Atom-2	Interatomic distance (Å)	Clash overlap (Å)
2:B:511:PHE:CE2	2:B:547:LEU:HD21	1.99	0.97
2:B:1174:HIS:O	2:B:1178:ILE:HG13	1.65	0.97
3:C:2639:ASP:O	3:C:2642:ALA:HB3	1.63	0.97
8:H:51:SER:O	18:R:63:ASN:CA	2.03	0.97
11:K:77:PHE:CD1	11:K:90:TYR:HB3	1.98	0.97
1:A:659:TRP:HZ2	1:A:702:LEU:HD11	0.93	0.97
1:A:971:ASN:HB3	1:A:983:ALA:HA	1.45	0.97
1:A:1151:MET:SD	4:D:176:ILE:HG13	2.04	0.97
1:A:1205:GLN:NE2	4:D:166:PHE:CD2	0.77	0.97
2:B:595:LEU:HD23	5:E:389:TRP:CZ2	1.98	0.97
2:B:659:THR:CG2	2:B:757:TRP:HE1	1.77	0.97
2:B:789:LYS:HE3	2:B:839:LEU:HD22	1.45	0.97
2:B:897:SER:CB	2:B:898:PRO:HD2	1.95	0.97
2:B:966:LYS:HA	3:C:343:ASN:C	1.85	0.97
3:C:165:GLY:C	3:C:174:PHE:CZ	2.37	0.97
5:E:70:ASP:CG	9:I:64:LYS:CE	2.33	0.97
1:A:612:HIS:HA	4:D:500:LEU:HD11	1.46	0.97
1:A:1139:LEU:C	4:D:169:ASN:HD21	1.68	0.97
2:B:528:GLU:CD	5:E:526:GLN:HE21	1.66	0.97
2:B:1127:ASN:CB	2:B:1128:PRO:CD	2.43	0.97
2:B:3234:LEU:CD1	2:B:3336:LEU:HD23	1.95	0.97
3:C:2734:PHE:HE2	3:C:2767:LYS:CD	1.72	0.97
1:A:803:GLU:HG2	5:E:148:LYS:HD3	1.43	0.97
3:C:2639:ASP:HB2	3:C:2643:GLU:CD	1.84	0.97
3:C:2721:GLU:OE2	3:C:2798:PHE:HE1	1.46	0.97
6:F:56:TRP:CE3	6:F:74:ILE:HD11	2.00	0.97
10:J:38:GLU:CD	15:O:29:PHE:CZ	2.38	0.97
14:N:84:GLN:HG3	15:O:61:GLU:HA	1.42	0.97
2:B:445:GLY:HA2	5:E:511:ARG:CZ	1.93	0.96
2:B:1317:LEU:CA	16:P:61:GLU:HA	1.95	0.96
2:B:1559:MET:HG3	2:B:1577:ARG:HH22	1.28	0.96
7:G:58:SER:C	7:G:59:GLU:N	2.19	0.96
2:B:724:HIS:CD2	2:B:728:CYS:SG	2.57	0.96
4:D:113:GLY:HA3	15:O:92:GLY:O	1.62	0.96
5:E:420:THR:HG21	5:E:472:SER:O	1.63	0.96
9:I:78:ILE:CD1	9:I:106:LEU:HD23	1.94	0.96
1:A:612:HIS:O	4:D:500:LEU:HD21	0.79	0.96
1:A:1433:LEU:CD1	1:A:1490:PHE:CD1	2.47	0.96
1:A:3248:LEU:HD13	17:Q:80:SER:CA	1.96	0.96
2:B:409:SER:HA	2:B:413:PHE:HD1	1.25	0.96
2:B:581:ASN:ND2	5:E:184:MET:CE	2.28	0.96

Continued on next page...

Continued from previous page...

Atom-1	Atom-2	Interatomic distance (Å)	Clash overlap (Å)
3:C:136:ALA:CB	3:C:168:ASN:OD1	2.13	0.96
1:A:50:LEU:O	1:A:102:ALA:HB3	1.65	0.96
2:B:1208:LYS:HA	2:B:1208:LYS:HE3	1.45	0.96
6:F:14:LEU:HD21	6:F:23:TYR:HB3	1.00	0.96
14:N:89:GLN:CG	14:N:94:ASP:HB2	1.95	0.96
1:A:1536:LEU:H	1:A:1536:LEU:HD12	1.27	0.96
1:A:3212:VAL:CG2	1:A:3338:ALA:HB3	1.96	0.96
2:B:794:LEU:CA	2:B:797:PHE:CD2	2.48	0.96
2:B:1456:PHE:CE1	2:B:1467:PHE:CE1	2.52	0.96
2:B:3150:VAL:HG12	2:B:3423:VAL:HG22	1.43	0.96
3:C:2800:PRO:CD	3:C:2801:GLU:H	1.77	0.96
4:D:114:ASP:OD1	5:E:43:ARG:NH1	1.97	0.96
14:N:72:ILE:HD13	15:O:97:ILE:CD1	1.94	0.96
1:A:580:LEU:HD21	1:A:640:SER:HB3	1.31	0.96
1:A:805:ARG:N	5:E:150:LEU:HA	1.64	0.96
1:A:872:ASP:OD1	1:A:873:PRO:HD2	1.64	0.96
1:A:913:VAL:HG11	1:A:1005:SER:HB2	1.47	0.96
1:A:3335:TRP:CH2	1:A:3339:ILE:CD1	2.49	0.96
2:B:861:ASP:HB3	3:C:171:ARG:HD2	1.46	0.96
2:B:963:PHE:CZ	3:C:39:LEU:CG	2.47	0.96
2:B:3264:ASN:HB2	2:B:3306:ILE:HD11	1.10	0.96
3:C:2581:LEU:CD1	3:C:2936:SER:OG	2.13	0.96
5:E:61:VAL:CG1	10:J:95:PHE:HZ	1.77	0.96
8:H:51:SER:OG	18:R:63:ASN:O	1.84	0.96
1:A:21:LEU:O	1:A:25:ASP:N	1.99	0.96
1:A:1012:LYS:CD	1:A:1071:ILE:HD12	1.94	0.96
1:A:1051:GLN:OE1	1:A:1096:TYR:OH	1.79	0.96
1:A:1522:GLU:CG	1:A:1523:PRO:HD3	1.94	0.96
2:B:736:LEU:HA	2:B:855:SER:HB2	1.47	0.96
2:B:963:PHE:CE2	3:C:51:ILE:CG2	2.49	0.96
3:C:2742:LYS:CE	3:C:2785:VAL:HG21	1.95	0.96
5:E:117:GLU:CG	6:F:17:LEU:CD1	2.09	0.96
2:B:798:ASN:HB3	2:B:874:ALA:HB1	0.99	0.96
3:C:2018:GLN:HE21	19:C:4305:ADP:C2'	1.78	0.96
1:A:3446:ASN:CG	1:A:3488:LEU:CD1	2.33	0.96
2:B:673:PHE:CZ	2:B:677:LEU:HB3	2.00	0.96
2:B:3136:TYR:O	2:B:3433:TRP:CZ3	2.19	0.96
2:B:3164:VAL:HG11	2:B:3409:ALA:HB2	1.45	0.96
4:D:208:TYR:CE1	9:I:100:ASN:HB2	1.99	0.96
1:A:40:LEU:CA	1:A:41:LEU:N	2.27	0.95
1:A:909:MET:HE1	1:A:955:ILE:HD11	1.47	0.95

Continued on next page...

Continued from previous page...

Atom-1	Atom-2	Interatomic distance (Å)	Clash overlap (Å)
2:B:1468:ALA:O	2:B:1469:SER:OG	1.82	0.95
3:C:36:PHE:HB3	3:C:57:VAL:HG22	1.47	0.95
6:F:84:SER:HB3	6:F:106:ALA:HB2	1.47	0.95
1:A:597:VAL:HG13	4:D:502:ALA:HB3	1.47	0.95
1:A:1143:ARG:HE	13:M:67:HIS:CE1	1.83	0.95
1:A:3248:LEU:CD1	17:Q:80:SER:CA	2.43	0.95
1:A:3248:LEU:HB3	17:Q:81:ARG:H	1.29	0.95
2:B:579:PHE:CZ	5:E:369:PRO:HG2	2.01	0.95
2:B:1234:GLU:HB2	2:B:1308:LEU:CB	1.94	0.95
3:C:2726:THR:CB	3:C:2729:LEU:HD12	1.96	0.95
5:E:384:LEU:HG	5:E:417:TRP:NE1	1.81	0.95
10:J:48:LEU:HD11	10:J:100:ILE:CD1	1.91	0.95
1:A:697:ARG:HH11	4:D:458:CYS:CB	1.64	0.95
2:B:433:ILE:HA	2:B:463:PHE:CZ	2.01	0.95
2:B:3302:ILE:HG22	2:B:3303:GLU:N	1.80	0.95
3:C:2701:ILE:HD11	3:C:2704:LYS:CG	1.96	0.95
1:A:755:HIS:HE1	1:A:869:TYR:CD2	1.68	0.95
1:A:3106:LYS:HG3	1:A:3443:LEU:HD22	1.45	0.95
2:B:1456:PHE:CE1	2:B:1467:PHE:HE1	1.84	0.95
2:B:3261:ILE:O	2:B:3306:ILE:CG2	2.13	0.95
4:D:199:ILE:HG21	9:I:104:ALA:CB	1.96	0.95
4:D:261:TYR:CE1	5:E:126:ILE:CD1	2.49	0.95
4:D:367:LEU:CG	4:D:371:THR:HG1	1.68	0.95
4:D:567:GLN:CB	4:D:578:LYS:HD2	1.95	0.95
1:A:3249:ILE:HG13	1:A:3273:TYR:CA	1.90	0.95
2:B:1531:ILE:CD1	2:B:1595:LEU:HD11	1.96	0.95
2:B:3118:TYR:CD2	2:B:3455:SER:OG	2.18	0.95
4:D:518:SER:OG	4:D:528:TRP:HZ3	1.47	0.95
5:E:50:LEU:HD13	12:L:95:PHE:CB	1.97	0.95
14:N:85:ILE:HG22	14:N:98:ILE:CD1	1.96	0.95
14:N:85:ILE:HG22	14:N:98:ILE:HD12	1.46	0.95
1:A:688:PHE:HE1	1:A:693:MET:HG2	1.28	0.95
1:A:3235:TYR:HH	1:A:3269:LEU:HD12	1.16	0.95
2:B:891:ILE:HD11	2:B:897:SER:O	1.66	0.95
5:E:70:ASP:CG	9:I:64:LYS:HE2	1.87	0.95
17:Q:43:GLY:CA	17:Q:67:SER:CB	2.45	0.95
1:A:598:ARG:N	4:D:460:LEU:CD1	2.30	0.95
1:A:3230:LEU:O	1:A:3233:ILE:CG2	2.15	0.95
2:B:1456:PHE:CD2	2:B:1569:VAL:CG1	2.48	0.95
3:C:159:TYR:HD1	3:C:179:VAL:CG2	1.80	0.95
5:E:26:ARG:NH2	14:N:96:SER:O	2.00	0.95

Continued on next page...

Continued from previous page...

Atom-1	Atom-2	Interatomic distance (Å)	Clash overlap (Å)
1:A:704:ARG:NH1	4:D:457:ALA:N	2.08	0.95
2:B:419:PHE:HB2	2:B:480:ILE:HD12	1.49	0.95
2:B:729:LEU:HD23	2:B:734:GLU:HG2	1.46	0.95
3:C:2592:LYS:HD2	3:C:2928:VAL:CG2	1.97	0.95
8:H:65:PHE:CB	9:I:80:GLY:HA3	1.96	0.95
10:J:75:TYR:CD1	11:K:92:LYS:NZ	2.34	0.95
1:A:1417:GLU:HA	1:A:1420:THR:OG1	1.67	0.95
1:A:3248:LEU:HD13	17:Q:80:SER:CB	1.92	0.95
2:B:1102:LEU:H	2:B:1163:ARG:HH22	1.13	0.95
3:C:2739:GLU:H	3:C:2746:PRO:HB3	1.27	0.95
6:F:11:LEU:HD22	6:F:23:TYR:CD1	1.99	0.95
1:A:15:THR:CA	2:B:19:SER:HA	1.96	0.95
1:A:697:ARG:NH1	4:D:458:CYS:HB2	1.82	0.95
1:A:785:HIS:CE1	4:D:391:ARG:CZ	2.49	0.95
1:A:1500:THR:HG23	1:A:1566:GLN:HE22	1.31	0.95
2:B:5:SER:CB	2:B:47:ASP:CB	2.44	0.95
2:B:555:LEU:HD21	2:B:625:LEU:CD2	1.69	0.95
4:D:115:TYR:CZ	14:N:78:HIS:CD2	2.54	0.95
4:D:398:PRO:HD2	4:D:419:SER:HB2	0.96	0.95
4:D:512:HIS:CD2	4:D:513:PRO:CD	2.49	0.95
9:I:81:GLU:OE1	9:I:102:ASN:ND2	2.00	0.95
1:A:598:ARG:HG3	4:D:504:TYR:CE1	2.01	0.94
1:A:1513:LYS:HE2	1:A:1578:ASN:HD21	1.16	0.94
1:A:3223:LEU:HD11	1:A:3332:ILE:CG1	1.54	0.94
1:A:3251:ILE:CD1	17:Q:64:LYS:H	1.80	0.94
2:B:1559:MET:CG	2:B:1577:ARG:NH2	2.29	0.94
1:A:3229:PRO:HB2	1:A:3233:ILE:HG21	1.46	0.94
1:A:3257:VAL:HG11	1:A:3266:VAL:HA	1.45	0.94
2:B:794:LEU:CA	2:B:797:PHE:HE2	1.78	0.94
4:D:107:VAL:HA	15:O:98:ALA:HA	1.45	0.94
4:D:297:LYS:HZ3	4:D:328:LEU:CB	1.76	0.94
1:A:1151:MET:CE	4:D:176:ILE:HA	1.98	0.94
1:A:1632:ASP:CB	1:A:1892:PHE:CD1	2.50	0.94
2:B:682:LYS:HE2	5:E:186:PHE:CE1	2.00	0.94
2:B:2191:THR:OG1	20:B:5403:ATP:O1A	1.84	0.94
2:B:2304:GLU:OE1	20:B:5403:ATP:O3G	1.82	0.94
4:D:241:PHE:HZ	7:G:78:ILE:HD12	1.32	0.94
4:D:543:MET:CE	4:D:563:MET:CE	2.41	0.94
12:L:9:GLY:O	12:L:13:GLU:HG3	1.67	0.94
1:A:850:SER:HB2	5:E:204:ASN:HB3	0.95	0.94
1:A:3222:GLU:CB	1:A:3328:ALA:HB2	1.98	0.94

Continued on next page...

Continued from previous page...

Atom-1	Atom-2	Interatomic distance (Å)	Clash overlap (Å)
2:B:555:LEU:HD23	2:B:625:LEU:CG	1.97	0.94
4:D:567:GLN:OE1	4:D:578:LYS:CD	2.15	0.94
5:E:16:ASN:HB2	15:O:132:GLU:C	1.85	0.94
1:A:8:LYS:CB	1:A:109:SER:CA	2.45	0.94
1:A:1136:MET:HG3	4:D:166:PHE:CD1	1.99	0.94
1:A:1276:GLN:CG	4:D:153:HIS:CE1	2.51	0.94
2:B:533:ARG:CG	2:B:534:PRO:HD3	1.96	0.94
2:B:583:PRO:HB3	2:B:683:GLU:HG2	1.49	0.94
3:C:175:ASN:HB2	3:C:199:PRO:HG3	1.50	0.94
3:C:2725:ALA:HA	3:C:2728:TYR:CE2	2.02	0.94
4:D:590:LEU:HD23	4:D:604:VAL:HG11	1.48	0.94
1:A:600:MET:HE2	4:D:458:CYS:HB2	1.50	0.94
1:A:3232:ILE:CG1	1:A:3316:TRP:CE3	2.25	0.94
1:A:3305:LEU:CG	17:Q:80:SER:H	1.79	0.94
1:A:3442:LYS:HB3	1:A:3485:THR:CG2	1.97	0.94
3:C:53:PRO:HG2	3:C:81:PRO:HB2	1.48	0.94
3:C:2746:PRO:HD2	3:C:2747:LYS:H	1.31	0.94
4:D:517:ILE:HD11	4:D:527:ILE:CG2	1.97	0.94
5:E:394:TRP:CE2	5:E:401:PRO:HB3	2.03	0.94
6:F:14:LEU:HD23	6:F:23:TYR:HD2	1.19	0.94
14:N:84:GLN:HB2	15:O:64:VAL:HG21	1.46	0.94
2:B:864:ASN:CA	2:B:947:LEU:CG	2.21	0.94
1:A:737:TYR:HE1	1:A:759:LEU:HD23	0.94	0.94
1:A:1069:TYR:CE1	1:A:1078:THR:HG21	2.02	0.94
1:A:1151:MET:HE1	4:D:176:ILE:CA	1.97	0.94
1:A:1423:ALA:O	1:A:1427:LEU:HG	1.66	0.94
1:A:3297:SER:O	1:A:3343:HIS:ND1	2.01	0.94
1:A:3304:GLU:HG2	17:Q:55:LEU:H	1.28	0.94
2:B:436:PHE:CZ	2:B:499:LEU:CD2	2.45	0.94
2:B:659:THR:CG2	2:B:757:TRP:NE1	2.30	0.94
2:B:1381:ALA:HB1	2:B:1431:VAL:HG21	1.50	0.94
2:B:1456:PHE:CE2	2:B:1569:VAL:CG1	2.50	0.94
2:B:3228:GLU:HG3	2:B:3346:PHE:HE1	0.77	0.94
2:B:3231:VAL:HG23	2:B:3342:ASN:HB3	1.50	0.94
3:C:222:PHE:O	3:C:282:ARG:NH1	2.01	0.94
3:C:2800:PRO:CB	3:C:2818:VAL:HG21	1.98	0.94
4:D:111:MET:CE	15:O:90:ILE:HG21	1.93	0.94
5:E:22:ASP:CB	14:N:91:THR:HG23	1.95	0.94
5:E:46:ASN:CG	12:L:88:PHE:HE1	1.71	0.94
5:E:61:VAL:HG13	10:J:95:PHE:HZ	1.32	0.94
5:E:99:ILE:CG2	6:F:33:LEU:HD11	1.98	0.94

Continued on next page...

Continued from previous page...

Atom-1	Atom-2	Interatomic distance (Å)	Clash overlap (Å)
16:P:23:TYR:HA	16:P:31:ILE:CB	1.98	0.94
1:A:597:VAL:CB	4:D:477:GLU:HG2	1.96	0.94
1:A:766:GLY:HA3	1:A:780:TYR:CE1	2.03	0.94
1:A:1069:TYR:CD1	1:A:1078:THR:HG21	2.02	0.94
2:B:3314:ILE:CG1	2:B:3321:PHE:HE2	1.79	0.94
4:D:172:GLU:CA	13:M:64:HIS:HB3	1.91	0.94
10:J:38:GLU:OE1	15:O:29:PHE:CG	2.21	0.94
1:A:3261:LYS:HG2	1:A:3262:GLU:H	1.33	0.94
2:B:871:ILE:CD1	2:B:944:ILE:HD11	1.98	0.94
2:B:897:SER:HB3	2:B:898:PRO:CD	1.95	0.94
2:B:1531:ILE:CD1	2:B:1618:LEU:HD22	1.98	0.94
7:G:119:PRO:CD	9:I:12:ILE:HD13	1.97	0.94
9:I:81:GLU:OE2	9:I:102:ASN:HB2	1.66	0.94
10:J:25:ARG:O	10:J:99:TYR:N	2.00	0.94
1:A:5:LYS:CB	1:A:48:GLU:CB	2.46	0.93
1:A:590:GLN:HB2	1:A:609:TRP:HZ2	1.30	0.93
2:B:861:ASP:O	2:B:864:ASN:OD1	1.87	0.93
2:B:3300:GLU:OE2	2:B:3354:LYS:HD2	1.64	0.93
5:E:310:LEU:CD1	5:E:358:ARG:CZ	2.46	0.93
1:A:700:LYS:HG2	4:D:455:GLY:CA	1.98	0.93
2:B:1458:PHE:HB3	2:B:1465:LYS:HB3	1.50	0.93
3:C:2592:LYS:HB3	3:C:2924:MET:SD	2.08	0.93
8:H:43:THR:CA	9:I:86:ASP:OD2	2.15	0.93
8:H:65:PHE:CA	9:I:80:GLY:HA3	1.98	0.93
1:A:598:ARG:HG3	4:D:504:TYR:HD1	1.21	0.93
1:A:3121:LEU:CG	1:A:3429:TRP:HB3	1.97	0.93
2:B:864:ASN:HB3	2:B:947:LEU:HB2	1.50	0.93
7:G:118:ASP:OD1	9:I:12:ILE:HD13	1.67	0.93
1:A:3249:ILE:HD12	17:Q:106:PHE:HZ	1.32	0.93
2:B:59:THR:O	2:B:81:ILE:HA	1.69	0.93
3:C:2793:LEU:C	3:C:2796:PRO:HD2	1.83	0.93
8:H:56:THR:HG23	9:I:88:THR:OG1	1.67	0.93
8:H:64:ASN:O	9:I:81:GLU:N	2.00	0.93
1:A:3245:LYS:CB	17:Q:124:ILE:CA	2.46	0.93
2:B:952:PRO:HB2	3:C:223:THR:C	1.78	0.93
2:B:1456:PHE:HZ	2:B:1563:VAL:CG1	1.48	0.93
2:B:3210:SER:HB2	2:B:3364:ASN:OD1	1.67	0.93
3:C:2581:LEU:HD12	3:C:2936:SER:CB	1.98	0.93
3:C:2585:PHE:HE1	3:C:2929:LEU:CA	1.82	0.93
4:D:174:GLN:CA	13:M:62:GLY:CA	2.28	0.93
4:D:184:GLY:CA	11:K:69:TYR:CD1	2.51	0.93

Continued on next page...

Continued from previous page...

Atom-1	Atom-2	Interatomic distance (Å)	Clash overlap (Å)
4:D:212:ILE:HD13	9:I:19:MET:CE	1.90	0.93
5:E:53:ILE:HD13	12:L:81:ASN:ND2	1.67	0.93
10:J:95:PHE:CE2	10:J:106:LEU:HD11	2.02	0.93
1:A:505:THR:O	1:A:509:LYS:CB	2.16	0.93
1:A:1140:GLU:CD	4:D:165:LYS:CE	2.37	0.93
2:B:864:ASN:HB2	2:B:947:LEU:HD21	1.50	0.93
2:B:900:PHE:CE1	2:B:933:TRP:CH2	2.56	0.93
8:H:64:ASN:CB	9:I:81:GLU:HB3	1.98	0.93
1:A:861:ASP:CG	5:E:152:LEU:HB3	1.59	0.93
1:A:1525:PHE:HB2	1:A:1541:PHE:CE2	2.03	0.93
5:E:56:LEU:HA	10:J:91:ASN:HA	1.47	0.93
1:A:1444:GLN:CG	1:A:1560:LYS:HA	1.99	0.93
1:A:3317:PHE:HD1	1:A:3333:LEU:HD22	1.34	0.93
2:B:637:GLU:O	2:B:641:ILE:HG22	1.67	0.93
3:C:2585:PHE:CE1	3:C:2929:LEU:CA	2.52	0.93
3:C:2725:ALA:HA	3:C:2728:TYR:HE2	1.33	0.93
4:D:80:PRO:CG	15:O:103:TRP:NE1	2.31	0.93
4:D:543:MET:SD	4:D:563:MET:HG3	2.09	0.93
1:A:3245:LYS:HZ2	17:Q:148:LEU:CB	1.58	0.93
1:A:3267:LEU:HA	17:Q:35:ILE:O	1.67	0.93
2:B:857:LYS:O	3:C:169:TYR:C	1.98	0.93
3:C:143:PRO:CD	3:C:187:TRP:CD1	2.52	0.93
3:C:2701:ILE:CG1	3:C:2704:LYS:HD2	1.98	0.93
4:D:90:ASP:OD1	13:M:32:LYS:CA	2.15	0.93
5:E:48:ILE:HG12	12:L:88:PHE:CZ	2.02	0.93
14:N:115:MET:HE2	15:O:129:CYS:HB2	1.51	0.93
1:A:1100:LEU:HD21	1:A:1159:MET:HE3	1.48	0.93
1:A:3117:PHE:CD2	1:A:3429:TRP:CZ3	2.57	0.93
2:B:789:LYS:CG	2:B:839:LEU:HD11	1.98	0.93
10:J:26:VAL:CG2	10:J:98:PHE:HB3	1.98	0.93
1:A:596:LEU:CD2	1:A:602:PRO:HA	1.99	0.92
1:A:1020:PHE:HZ	1:A:1069:TYR:CD1	1.86	0.92
1:A:3246:ALA:HB2	17:Q:150:TYR:O	1.69	0.92
1:A:3273:TYR:OH	1:A:3277:GLY:HA3	1.13	0.92
1:A:3307:GLU:OE2	17:Q:55:LEU:HA	1.69	0.92
2:B:409:SER:HB3	2:B:413:PHE:CE1	2.03	0.92
4:D:70:MET:HE1	5:E:13:GLU:HB3	1.50	0.92
1:A:1020:PHE:HZ	1:A:1069:TYR:CZ	1.81	0.92
1:A:1101:HIS:HA	1:A:1163:LEU:HD11	1.48	0.92
1:A:3269:LEU:HD21	1:A:3312:GLN:OE1	1.69	0.92
3:C:2589:LEU:HB2	3:C:2928:VAL:HG11	1.50	0.92

Continued on next page...

Continued from previous page...

Atom-1	Atom-2	Interatomic distance (Å)	Clash overlap (Å)
3:C:2639:ASP:CB	3:C:2643:GLU:HG3	1.99	0.92
4:D:207:ALA:HB3	9:I:24:ILE:HD13	1.50	0.92
7:G:119:PRO:CG	9:I:12:ILE:HG21	1.97	0.92
10:J:36:ILE:HG12	10:J:72:PHE:HE1	1.11	0.92
3:C:2892:ARG:HD3	3:C:3184:LEU:HB3	1.51	0.92
9:I:77:CYS:HB2	9:I:107:ILE:HG22	1.50	0.92
1:A:598:ARG:HH11	4:D:504:TYR:CB	1.72	0.92
1:A:1276:GLN:HE22	4:D:153:HIS:HA	1.34	0.92
1:A:2500:THR:HG1	21:A:4705:MG:MG	0.73	0.92
1:A:3236:ILE:HG23	1:A:3333:LEU:CD2	1.96	0.92
2:B:501:ARG:HH21	4:D:491:GLN:HG3	1.33	0.92
4:D:297:LYS:HZ2	4:D:328:LEU:HB2	1.24	0.92
5:E:100:GLU:HB3	5:E:105:PHE:CE2	2.04	0.92
6:F:11:LEU:HD22	6:F:23:TYR:HE1	1.19	0.92
10:J:32:CYS:CB	10:J:96:ILE:CG1	2.47	0.92
13:M:7:VAL:HG12	13:M:75:PHE:HB3	1.50	0.92
1:A:870:PRO:C	1:A:871:LEU:HD13	1.88	0.92
1:A:3235:TYR:CZ	1:A:3269:LEU:HD12	1.96	0.92
2:B:528:GLU:OE1	5:E:526:GLN:NE2	2.01	0.92
2:B:2333:PRO:HB2	20:B:5403:ATP:C2	2.05	0.92
3:C:10:LEU:HD21	3:C:65:ASN:C	1.88	0.92
3:C:2581:LEU:HD12	3:C:2936:SER:OG	1.69	0.92
3:C:2723:PHE:CE1	3:C:2749:VAL:HG13	2.04	0.92
3:C:2927:ASP:CG	3:C:2974:ILE:HD13	1.89	0.92
5:E:20:PHE:CZ	15:O:80:LYS:HG2	2.04	0.92
5:E:43:ARG:O	12:L:90:ALA:HB2	1.70	0.92
1:A:599:ASN:ND2	4:D:398:PRO:HG2	1.83	0.92
2:B:2333:PRO:HB2	20:B:5403:ATP:C6	2.04	0.92
4:D:111:MET:HE1	15:O:90:ILE:CB	2.00	0.92
9:I:19:MET:HB2	9:I:22:LYS:HG2	1.52	0.92
9:I:81:GLU:CD	9:I:102:ASN:HB2	1.90	0.92
1:A:785:HIS:NE2	4:D:391:ARG:NE	2.17	0.92
1:A:1151:MET:CE	4:D:176:ILE:CA	2.47	0.92
2:B:957:GLN:NE2	3:C:322:GLU:OE1	2.02	0.92
3:C:2734:PHE:HZ	3:C:2767:LYS:HD2	1.28	0.92
4:D:105:MET:CE	14:N:47:THR:C	2.38	0.92
5:E:99:ILE:HD11	6:F:31:ILE:HD11	1.48	0.92
5:E:384:LEU:HD12	5:E:384:LEU:O	1.70	0.92
1:A:14:LYS:C	2:B:19:SER:O	2.08	0.92
1:A:704:ARG:HH12	4:D:456:LEU:CA	1.77	0.92
2:B:952:PRO:CG	3:C:223:THR:N	1.84	0.92

Continued on next page...

Continued from previous page...

Atom-1	Atom-2	Interatomic distance (Å)	Clash overlap (Å)
3:C:2735:ASN:OD1	3:C:2736:GLU:N	2.02	0.92
3:C:2740:ILE:HD12	3:C:2744:LYS:HD3	1.52	0.92
5:E:61:VAL:HG13	10:J:95:PHE:CZ	2.04	0.92
8:H:60:ILE:HG12	9:I:85:TYR:HB3	1.51	0.92
10:J:26:VAL:HG23	10:J:98:PHE:CA	2.00	0.92
14:N:66:LYS:HB2	14:N:115:MET:HB2	1.52	0.92
1:A:3293:PHE:HE1	1:A:3335:TRP:CZ2	1.87	0.92
1:A:3443:LEU:HD13	1:A:3493:PHE:CZ	2.04	0.92
2:B:1467:PHE:HZ	2:B:1563:VAL:HG11	1.34	0.92
8:H:67:SER:CA	9:I:78:ILE:HG22	1.99	0.92
1:A:704:ARG:HH12	4:D:455:GLY:C	1.72	0.92
1:A:1051:GLN:NE2	1:A:1096:TYR:CZ	2.36	0.92
2:B:1237:ARG:HD3	2:B:1260:ALA:HA	1.51	0.92
2:B:3139:GLY:CA	2:B:3433:TRP:HH2	1.68	0.92
3:C:33:HIS:HB2	3:C:60:LEU:HB2	1.52	0.92
1:A:970:TYR:HA	1:A:983:ALA:O	1.68	0.91
1:A:972:TRP:CZ3	1:A:985:PHE:CE1	2.57	0.91
1:A:1147:ALA:HB1	4:D:173:CYS:HA	1.52	0.91
1:A:1511:TRP:HA	1:A:1574:LEU:HD13	1.52	0.91
1:A:3308:PRO:HG3	17:Q:57:LEU:HA	1.47	0.91
2:B:736:LEU:O	2:B:855:SER:OG	1.88	0.91
3:C:136:ALA:HB1	3:C:168:ASN:OD1	1.69	0.91
1:A:737:TYR:CE1	1:A:759:LEU:CD2	2.51	0.91
1:A:760:ASP:O	1:A:764:ARG:HG2	1.70	0.91
1:A:804:ASN:CB	5:E:150:LEU:HD23	1.96	0.91
2:B:861:ASP:CG	3:C:171:ARG:CD	2.38	0.91
3:C:143:PRO:HG3	3:C:187:TRP:CE2	2.05	0.91
18:R:105:THR:O	18:R:107:SER:N	2.02	0.91
1:A:872:ASP:O	1:A:875:VAL:HG12	1.68	0.91
2:B:581:ASN:ND2	5:E:184:MET:HE1	1.85	0.91
2:B:655:LYS:HZ3	2:B:701:ILE:CG2	1.84	0.91
3:C:2742:LYS:HE3	3:C:2785:VAL:HG21	1.52	0.91
4:D:569:TYR:HH	4:D:578:LYS:HD3	1.17	0.91
5:E:46:ASN:CB	12:L:88:PHE:HE1	1.82	0.91
10:J:32:CYS:HB2	10:J:96:ILE:CG1	1.99	0.91
12:L:77:ILE:HG23	13:M:63:SER:HB3	1.48	0.91
12:L:86:LEU:HD12	13:M:54:ASN:HB3	1.49	0.91
1:A:3106:LYS:HG2	1:A:3443:LEU:CD2	1.91	0.91
1:A:3110:LEU:HD12	1:A:3443:LEU:HD23	1.53	0.91
1:A:3307:GLU:CD	17:Q:56:SER:H	1.74	0.91
2:B:1528:LEU:HD21	2:B:1591:CYS:CB	2.00	0.91

Continued on next page...

Continued from previous page...

Atom-1	Atom-2	Interatomic distance (Å)	Clash overlap (Å)
10:J:48:LEU:CD1	10:J:100:ILE:HD11	1.95	0.91
1:A:1444:GLN:HE21	1:A:1560:LYS:HG2	1.33	0.91
2:B:963:PHE:HZ	3:C:39:LEU:HA	1.35	0.91
3:C:261:ILE:HG21	3:C:385:ASP:CB	2.01	0.91
3:C:760:THR:CB	3:C:827:ILE:CD1	2.49	0.91
3:C:2726:THR:HA	3:C:2729:LEU:HD11	1.51	0.91
8:H:16:MET:HE2	8:H:77:ILE:HD12	1.51	0.91
10:J:26:VAL:HG23	10:J:98:PHE:HB3	1.51	0.91
1:A:670:LEU:CA	1:A:692:ILE:HD11	2.00	0.91
1:A:1146:GLN:NE2	13:M:9:ALA:CA	2.34	0.91
1:A:1638:THR:CB	1:A:1655:GLN:CG	2.48	0.91
1:A:1487:VAL:CG2	1:A:1490:PHE:CE1	2.51	0.91
2:B:59:THR:CB	2:B:82:ASP:O	2.19	0.91
2:B:861:ASP:HA	2:B:864:ASN:ND2	1.84	0.91
2:B:966:LYS:CB	3:C:343:ASN:O	2.18	0.91
2:B:2191:THR:OG1	20:B:5403:ATP:PA	2.28	0.91
3:C:2734:PHE:CZ	3:C:2767:LYS:CD	2.50	0.91
4:D:172:GLU:CA	13:M:64:HIS:HB2	1.97	0.91
4:D:248:MET:CE	7:G:147:VAL:HB	2.01	0.91
4:D:266:TYR:OH	5:E:121:TYR:CB	2.19	0.91
4:D:266:TYR:HH	5:E:121:TYR:CB	1.83	0.91
5:E:259:ASN:HD21	5:E:299:GLY:HA3	1.27	0.91
8:H:57:TRP:HZ3	8:H:88:LEU:HD13	1.35	0.91
1:A:670:LEU:CD2	1:A:772:TRP:CD1	2.54	0.91
1:A:1012:LYS:CB	1:A:1071:ILE:HD13	1.98	0.91
1:A:1146:GLN:HG2	13:M:9:ALA:HB3	1.53	0.91
2:B:956:LEU:CD1	2:B:959:ILE:HD11	2.01	0.91
2:B:1004:SER:HG	2:B:1094:TRP:HH2	0.97	0.91
2:B:3261:ILE:HG22	2:B:3306:ILE:HG23	1.52	0.91
4:D:172:GLU:HG3	12:L:51:LYS:CE	2.01	0.91
8:H:65:PHE:CA	9:I:80:GLY:CA	2.48	0.91
1:A:3242:VAL:HG22	17:Q:80:SER:CB	2.01	0.91
2:B:575:ASN:N	5:E:481:GLN:NE2	2.17	0.91
2:B:3162:VAL:O	2:B:3166:LYS:HG3	1.71	0.91
6:F:51:LEU:HD21	7:G:116:ASP:CB	2.01	0.91
9:I:93:THR:HB	9:I:109:LYS:HB3	1.53	0.91
1:A:723:PHE:HD1	1:A:772:TRP:CZ2	1.88	0.91
1:A:805:ARG:NH2	5:E:152:LEU:CG	2.31	0.91
1:A:3252:GLN:HG3	17:Q:38:ILE:O	1.54	0.91
1:A:3257:VAL:CG1	1:A:3266:VAL:CA	2.46	0.91
2:B:575:ASN:H	5:E:481:GLN:HE22	1.15	0.91

Continued on next page...

Continued from previous page...

Atom-1	Atom-2	Interatomic distance (Å)	Clash overlap (Å)
2:B:1395:LEU:CA	2:B:1430:ILE:HD13	2.01	0.91
4:D:70:MET:HE2	5:E:13:GLU:HG2	1.52	0.91
2:B:963:PHE:O	3:C:345:TRP:HZ3	1.37	0.90
3:C:214:LEU:CD1	3:C:232:TYR:O	2.18	0.90
4:D:172:GLU:OE1	12:L:55:LEU:CD1	2.16	0.90
4:D:208:TYR:HE1	9:I:100:ASN:HB3	1.09	0.90
14:N:25:PHE:HZ	14:N:103:ILE:CD1	1.82	0.90
1:A:3110:LEU:HD11	1:A:3443:LEU:CD2	2.01	0.90
1:A:3305:LEU:CD1	17:Q:80:SER:N	2.34	0.90
2:B:952:PRO:HD3	3:C:223:THR:HG22	1.53	0.90
2:B:3251:GLY:HA3	2:B:3329:GLN:OE1	1.71	0.90
4:D:174:GLN:OE1	12:L:49:LEU:CD1	2.19	0.90
5:E:22:ASP:HB3	14:N:91:THR:CG2	1.99	0.90
12:L:76:CYS:HB2	12:L:107:LEU:HD13	1.53	0.90
1:A:604:ALA:N	1:A:698:GLU:OE1	2.03	0.90
1:A:614:PHE:CE1	1:A:644:LEU:HD22	2.05	0.90
1:A:1642:ALA:CB	1:A:1652:GLN:HB2	2.00	0.90
1:A:3236:ILE:HA	1:A:3333:LEU:HD21	1.53	0.90
2:B:725:ILE:HG21	2:B:776:LEU:CG	2.01	0.90
4:D:177:ASN:CG	13:M:60:ASN:HB2	1.91	0.90
4:D:252:VAL:HG13	7:G:149:GLN:HE22	1.35	0.90
5:E:112:LEU:HD22	6:F:97:MET:SD	2.11	0.90
1:A:332:PRO:HA	1:A:380:ARG:CB	2.01	0.90
1:A:612:HIS:CE1	4:D:522:ASP:CG	2.33	0.90
1:A:722:LYS:O	1:A:726:TYR:HD2	1.54	0.90
1:A:801:ILE:HA	5:E:149:THR:CB	1.98	0.90
1:A:3303:ILE:CD1	1:A:3340:TYR:HE2	1.82	0.90
2:B:89:ILE:H	2:B:100:THR:CB	1.84	0.90
2:B:966:LYS:CB	3:C:345:TRP:CE3	2.54	0.90
3:C:268:ILE:HD13	3:C:301:TRP:CZ2	2.07	0.90
3:C:2743:ASN:HD22	3:C:2785:VAL:HG12	0.74	0.90
4:D:105:MET:HE1	14:N:48:GLN:N	1.85	0.90
1:A:1012:LYS:CB	1:A:1071:ILE:HG21	2.00	0.90
1:A:1424:ASP:O	1:A:1428:LYS:HG3	1.72	0.90
1:A:3236:ILE:HG23	1:A:3333:LEU:HA	1.50	0.90
2:B:467:VAL:O	2:B:471:THR:CA	2.20	0.90
2:B:969:LEU:HD11	3:C:343:ASN:HD22	1.37	0.90
2:B:3301:ASN:CB	2:B:3351:LYS:HZ3	1.84	0.90
2:B:3301:ASN:HD22	2:B:3351:LYS:HZ2	1.06	0.90
3:C:2636:LYS:CA	3:C:2643:GLU:OE2	2.19	0.90
3:C:2745:LYS:CE	3:C:2749:VAL:HG21	2.00	0.90

Continued on next page...

Continued from previous page...

Atom-1	Atom-2	Interatomic distance (Å)	Clash overlap (Å)
4:D:75:LEU:HD12	15:O:102:LEU:HD12	1.52	0.90
6:F:56:TRP:CH2	6:F:74:ILE:HG13	2.06	0.90
10:J:77:HIS:HE2	11:K:92:LYS:HG2	1.35	0.90
14:N:72:ILE:HG21	15:O:97:ILE:CD1	1.84	0.90
1:A:597:VAL:CG1	4:D:477:GLU:HA	2.02	0.90
1:A:1540:GLN:O	1:A:1544:ILE:CG1	2.18	0.90
1:A:3249:ILE:HD11	1:A:3274:ASP:H	1.36	0.90
2:B:81:ILE:O	2:B:110:VAL:CA	2.18	0.90
2:B:659:THR:CB	2:B:757:TRP:HE1	1.85	0.90
6:F:21:ASN:HD21	6:F:102:LEU:HD11	1.36	0.90
10:J:34:ASP:HB2	15:O:31:PRO:HG3	0.91	0.90
14:N:72:ILE:HG12	15:O:97:ILE:HG23	1.51	0.90
1:A:3194:ALA:CB	1:A:3356:VAL:HG22	2.01	0.90
1:A:3251:ILE:CD1	17:Q:64:LYS:N	2.30	0.90
3:C:2721:GLU:CB	3:C:2803:MET:HE2	1.96	0.90
5:E:48:ILE:HG13	12:L:23:PHE:CE2	2.07	0.90
5:E:61:VAL:HG21	10:J:106:LEU:HD22	1.51	0.90
6:F:19:GLY:O	6:F:101:GLN:HB2	1.72	0.90
10:J:48:LEU:CD1	10:J:100:ILE:HD12	1.97	0.90
15:O:45:ARG:CB	15:O:63:LEU:CD1	2.49	0.90
1:A:789:LYS:O	5:E:433:TRP:CH2	2.25	0.90
1:A:1030:SER:C	1:A:1092:TRP:HH2	1.75	0.90
1:A:1157:GLN:HG2	1:A:1180:ARG:HH22	1.34	0.90
2:B:532:THR:N	2:B:536:ILE:HD12	1.85	0.90
4:D:212:ILE:HD11	9:I:19:MET:CE	1.93	0.90
10:J:32:CYS:SG	10:J:96:ILE:CD1	2.60	0.90
14:N:72:ILE:CB	15:O:97:ILE:HG12	2.02	0.90
1:A:580:LEU:HD21	1:A:640:SER:HA	1.52	0.90
1:A:1140:GLU:HA	4:D:169:ASN:OD1	1.72	0.90
1:A:1638:THR:HB	1:A:1655:GLN:HG2	1.54	0.90
1:A:3245:LYS:HB3	17:Q:124:ILE:N	1.72	0.90
2:B:59:THR:N	2:B:82:ASP:O	2.04	0.90
2:B:518:TYR:CD2	5:E:404:ARG:NH1	2.36	0.90
2:B:3162:VAL:CG1	2:B:3166:LYS:HE3	2.02	0.90
5:E:50:LEU:HD13	12:L:95:PHE:CG	2.07	0.90
5:E:58:GLU:CB	10:J:89:VAL:HA	2.01	0.90
7:G:120:THR:HG22	9:I:12:ILE:CG2	1.97	0.90
1:A:1027:CYS:SG	1:A:1027:CYS:O	2.29	0.90
1:A:1140:GLU:OE2	4:D:165:LYS:HD2	1.71	0.90
1:A:1151:MET:SD	4:D:176:ILE:CG1	2.59	0.90
1:A:3242:VAL:HA	1:A:3248:LEU:HD11	1.53	0.90

Continued on next page...

Continued from previous page...

Atom-1	Atom-2	Interatomic distance (Å)	Clash overlap (Å)
14:N:70:THR:HG22	15:O:99:SER:HB2	1.50	0.90
17:Q:43:GLY:HA3	17:Q:67:SER:CB	2.02	0.90
2:B:888:PRO:O	2:B:891:ILE:HG22	1.72	0.89
2:B:966:LYS:CA	3:C:344:ASN:HA	2.00	0.89
4:D:585:VAL:CG1	4:D:588:PRO:CD	2.50	0.89
5:E:239:LEU:CD2	5:E:257:VAL:HG22	2.02	0.89
8:H:60:ILE:CG1	9:I:85:TYR:CB	2.50	0.89
1:A:160:GLU:CB	2:B:168:ILE:N	2.34	0.89
1:A:704:ARG:NH2	4:D:455:GLY:O	2.05	0.89
2:B:789:LYS:HG2	2:B:839:LEU:CD1	2.00	0.89
2:B:794:LEU:O	2:B:797:PHE:CE2	2.25	0.89
2:B:858:ASN:ND2	3:C:169:TYR:CE1	2.40	0.89
2:B:3342:ASN:O	2:B:3346:PHE:HB3	1.70	0.89
3:C:2701:ILE:HD11	3:C:2704:LYS:HD2	0.90	0.89
3:C:2719:VAL:CG1	3:C:2720:PRO:HD3	2.02	0.89
4:D:172:GLU:N	13:M:64:HIS:HB2	1.87	0.89
5:E:48:ILE:HG21	12:L:23:PHE:CD2	2.05	0.89
1:A:1012:LYS:HZ1	1:A:1072:GLY:N	1.45	0.89
1:A:1417:GLU:C	1:A:1421:GLU:HG3	1.92	0.89
2:B:1109:THR:O	2:B:1113:LEU:CG	2.15	0.89
3:C:12:GLN:NE2	3:C:349:LEU:CB	2.35	0.89
4:D:285:PRO:CG	4:D:584:ILE:HG22	2.03	0.89
9:I:78:ILE:CD1	9:I:106:LEU:HB3	2.02	0.89
1:A:806:ILE:HD13	1:A:890:TYR:CE2	2.07	0.89
1:A:857:ARG:NE	5:E:206:ASN:C	2.26	0.89
2:B:1116:PHE:HA	2:B:1119:LYS:NZ	1.87	0.89
5:E:59:HIS:NE2	10:J:31:GLU:OE1	2.05	0.89
6:F:81:THR:HG22	7:G:114:VAL:HG21	1.51	0.89
8:H:76:TYR:CE1	8:H:87:LEU:CD1	2.55	0.89
14:N:72:ILE:HG23	15:O:97:ILE:HG13	1.54	0.89
2:B:900:PHE:HE1	2:B:933:TRP:HH2	1.18	0.89
2:B:946:ARG:N	2:B:955:PHE:CE2	2.40	0.89
2:B:952:PRO:HG2	3:C:222:PHE:C	1.92	0.89
2:B:1485:MET:HA	2:B:1505:ARG:HD2	1.54	0.89
4:D:517:ILE:CG1	4:D:550:TRP:CE2	2.53	0.89
5:E:23:THR:HG22	14:N:88:TYR:HA	1.53	0.89
1:A:598:ARG:H	4:D:460:LEU:CD1	1.84	0.89
1:A:1148:GLU:OE2	12:L:51:LYS:CE	2.21	0.89
2:B:963:PHE:O	3:C:345:TRP:CZ3	2.26	0.89
3:C:132:GLU:CD	3:C:133:PRO:CD	2.38	0.89
3:C:2740:ILE:CB	3:C:2744:LYS:CB	2.46	0.89

Continued on next page...

Continued from previous page...

Atom-1	Atom-2	Interatomic distance (Å)	Clash overlap (Å)
4:D:398:PRO:HD3	4:D:419:SER:CB	2.03	0.89
3:C:24:HIS:NE2	3:C:325:SER:CB	2.35	0.89
11:K:55:GLY:HA3	13:M:79:GLU:HG3	1.55	0.89
16:P:16:GLU:CB	16:P:74:LEU:HA	2.01	0.89
1:A:3110:LEU:CD1	1:A:3443:LEU:CD2	2.51	0.89
2:B:1127:ASN:CB	2:B:1128:PRO:HD2	2.01	0.89
2:B:1330:TRP:O	2:B:1409:SER:O	1.90	0.89
2:B:1420:LEU:O	2:B:1424:GLU:HG3	1.73	0.89
2:B:3118:TYR:HE2	2:B:3452:LEU:N	1.71	0.89
3:C:12:GLN:HE21	3:C:349:LEU:HB2	1.38	0.89
3:C:354:VAL:CG2	3:C:357:ILE:HG13	2.03	0.89
4:D:367:LEU:CD2	4:D:371:THR:OG1	2.20	0.89
4:D:398:PRO:HD3	4:D:419:SER:HB3	1.54	0.89
1:A:907:ASN:O	1:A:911:TYR:CD2	2.25	0.89
1:A:1504:VAL:CG2	1:A:1565:CYS:SG	2.61	0.89
1:A:3249:ILE:HD11	1:A:3274:ASP:N	1.88	0.89
1:A:3300:GLU:CA	17:Q:76:ILE:CB	2.51	0.89
1:A:3311:ASN:ND2	17:Q:31:LEU:HA	1.87	0.89
2:B:87:LYS:CB	2:B:104:VAL:H	1.86	0.89
3:C:2636:LYS:HA	3:C:2643:GLU:OE2	1.71	0.89
4:D:92:TYR:CG	13:M:29:LYS:CB	2.56	0.89
4:D:397:ASP:HB3	4:D:398:PRO:CD	2.02	0.89
5:E:60:SER:HB3	10:J:87:GLN:HG3	1.54	0.89
8:H:62:GLY:CA	9:I:83:TYR:HA	2.02	0.89
1:A:732:TYR:HB2	4:D:390:VAL:HB	1.53	0.89
1:A:871:LEU:HD22	1:A:872:ASP:N	1.88	0.89
1:A:3236:ILE:HG22	1:A:3332:ILE:HG22	1.55	0.89
2:B:1374:THR:O	2:B:1424:GLU:OE2	1.91	0.89
4:D:109:PHE:CD2	15:O:121:TYR:CE2	2.61	0.89
4:D:528:TRP:CE2	4:D:535:GLN:HB3	2.08	0.89
6:F:51:LEU:HD21	7:G:116:ASP:HB2	1.54	0.89
1:A:95:PHE:O	1:A:124:THR:CB	2.21	0.88
1:A:857:ARG:CZ	5:E:207:SER:HA	2.03	0.88
1:A:1433:LEU:HD11	1:A:1490:PHE:CE1	2.08	0.88
2:B:903:ARG:HB2	2:B:914:ASP:OD2	1.72	0.88
3:C:180:LEU:HD22	3:C:187:TRP:CZ3	2.08	0.88
4:D:68:GLU:HG3	5:E:12:LYS:CA	2.03	0.88
4:D:564:ASP:CG	4:D:583:LYS:HE2	1.92	0.88
1:A:565:LEU:O	1:A:569:TYR:HD2	1.56	0.88
1:A:797:ASN:N	5:E:450:HIS:NE2	2.21	0.88
1:A:800:ASP:HB2	5:E:147:SER:O	1.72	0.88

Continued on next page...

Continued from previous page...

Atom-1	Atom-2	Interatomic distance (Å)	Clash overlap (Å)
1:A:1444:GLN:NE2	1:A:1560:LYS:HG2	1.87	0.88
1:A:3121:LEU:HD23	1:A:3429:TRP:HB3	1.31	0.88
2:B:10:PRO:C	2:B:25:GLN:HA	1.93	0.88
2:B:1058:LYS:HG3	2:B:1166:GLU:CA	2.01	0.88
2:B:3178:VAL:CG1	2:B:3395:LEU:CD2	2.42	0.88
6:F:87:TYR:HB3	6:F:98:LEU:HD11	1.55	0.88
1:A:470:PHE:CB	1:A:485:THR:CB	2.51	0.88
1:A:1430:ARG:HG2	1:A:1490:PHE:CD2	2.09	0.88
1:A:1633:ALA:HB1	1:A:1839:LEU:O	1.72	0.88
3:C:36:PHE:CB	3:C:57:VAL:HG22	2.03	0.88
3:C:2018:GLN:HG3	19:C:4305:ADP:H2'	1.56	0.88
1:A:614:PHE:CE1	1:A:644:LEU:HB3	2.09	0.88
2:B:56:ASP:O	2:B:71:CYS:CB	2.22	0.88
2:B:1531:ILE:CD1	2:B:1595:LEU:CD1	2.51	0.88
3:C:359:GLY:O	3:C:440:TYR:CB	2.20	0.88
7:G:58:SER:O	7:G:62:ASP:CB	2.21	0.88
1:A:403:ALA:CA	1:A:471:ASN:CB	2.50	0.88
1:A:1525:PHE:CB	1:A:1541:PHE:CD2	2.21	0.88
2:B:897:SER:HB3	2:B:898:PRO:HD3	1.55	0.88
2:B:1559:MET:CE	2:B:1577:ARG:NH2	2.36	0.88
4:D:105:MET:CE	14:N:48:GLN:CA	2.51	0.88
4:D:172:GLU:CD	12:L:55:LEU:HD12	1.92	0.88
5:E:61:VAL:CG1	10:J:95:PHE:CZ	2.56	0.88
5:E:266:THR:OG1	5:E:283:SER:HA	1.74	0.88
1:A:723:PHE:CD1	1:A:772:TRP:CZ2	2.61	0.88
1:A:3257:VAL:CG2	1:A:3266:VAL:HG12	1.90	0.88
2:B:582:MET:CE	2:B:587:GLY:HA3	2.03	0.88
3:C:12:GLN:HE21	3:C:349:LEU:CB	1.87	0.88
3:C:196:PRO:N	3:C:239:TRP:HZ2	1.71	0.88
3:C:2807:SER:OG	3:C:2810:ALA:HB2	1.72	0.88
4:D:105:MET:HE3	14:N:48:GLN:HA	1.53	0.88
4:D:107:VAL:HG21	15:O:96:ARG:HG2	1.55	0.88
4:D:297:LYS:HZ3	4:D:328:LEU:HB2	1.06	0.88
5:E:129:LEU:HD11	6:F:80:ARG:HD3	1.55	0.88
5:E:310:LEU:HD11	5:E:358:ARG:HH12	1.38	0.88
5:E:386:VAL:HG13	5:E:391:CYS:HB3	1.54	0.88
6:F:91:GLN:NE2	6:F:96:THR:HG21	1.89	0.88
9:I:20:ILE:O	9:I:99:TYR:OH	1.92	0.88
1:A:913:VAL:C	1:A:1073:ALA:CB	2.42	0.88
1:A:1638:THR:CB	1:A:1655:GLN:HG3	2.04	0.88
2:B:861:ASP:CB	3:C:171:ARG:HD2	2.03	0.88

Continued on next page...

Continued from previous page...

Atom-1	Atom-2	Interatomic distance (Å)	Clash overlap (Å)
2:B:1602:LYS:NZ	2:B:1683:GLU:OE1	2.03	0.88
4:D:172:GLU:CG	12:L:51:LYS:HE2	2.03	0.88
4:D:207:ALA:C	9:I:24:ILE:HD12	1.94	0.88
5:E:24:GLU:OE2	14:N:91:THR:HG22	1.73	0.88
6:F:91:GLN:HG2	6:F:96:THR:HG22	0.90	0.88
14:N:84:GLN:HE21	15:O:61:GLU:HB2	1.39	0.88
1:A:576:TYR:HE1	1:A:620:PRO:O	1.28	0.88
1:A:598:ARG:C	4:D:460:LEU:CD2	2.36	0.88
1:A:732:TYR:CE1	4:D:391:ARG:HB2	2.06	0.88
1:A:3305:LEU:CD2	17:Q:80:SER:N	2.34	0.88
2:B:429:LEU:CG	2:B:489:PHE:CE2	2.54	0.88
2:B:659:THR:HG22	2:B:757:TRP:HE1	1.27	0.88
3:C:2727:ILE:CD1	3:C:2745:LYS:CB	2.51	0.88
4:D:212:ILE:HD13	9:I:15:LEU:HD22	1.55	0.88
10:J:36:ILE:HG23	10:J:72:PHE:CZ	2.09	0.88
1:A:670:LEU:CB	1:A:692:ILE:CD1	2.48	0.88
1:A:803:GLU:OE2	5:E:148:LYS:CE	2.21	0.88
1:A:942:VAL:HG21	1:A:1021:THR:HG22	1.56	0.88
2:B:762:ILE:HA	2:B:765:PHE:HB3	1.54	0.88
2:B:957:GLN:NE2	3:C:322:GLU:CD	2.26	0.88
3:C:159:TYR:HD1	3:C:179:VAL:HG22	1.36	0.88
3:C:2636:LYS:O	3:C:2643:GLU:OE1	1.90	0.88
4:D:94:ARG:CZ	13:M:78:ASN:ND2	2.35	0.88
4:D:584:ILE:CG2	4:D:614:VAL:CG2	2.52	0.88
5:E:282:THR:CG2	5:E:322:LEU:HD12	2.04	0.88
1:A:604:ALA:HB3	1:A:698:GLU:HG2	1.56	0.88
1:A:686:VAL:CG2	1:A:731:LEU:CD2	2.34	0.88
1:A:797:ASN:HA	5:E:450:HIS:CE1	2.09	0.88
1:A:990:ALA:HB1	18:R:119:GLU:CB	2.04	0.88
2:B:659:THR:CG2	2:B:757:TRP:CD1	2.54	0.88
2:B:1119:LYS:HB3	2:B:1138:LYS:CE	2.04	0.88
2:B:4227:PHE:HB2	2:B:4230:ILE:HD11	1.54	0.88
6:F:91:GLN:CB	6:F:96:THR:HG22	2.03	0.88
1:A:95:PHE:CB	1:A:124:THR:CB	2.51	0.87
1:A:1101:HIS:CA	1:A:1163:LEU:HD11	2.03	0.87
2:B:679:ARG:HA	5:E:186:PHE:CZ	2.09	0.87
2:B:798:ASN:HB3	2:B:874:ALA:HB2	1.53	0.87
3:C:165:GLY:O	3:C:174:PHE:HZ	1.53	0.87
3:C:504:ALA:HB1	3:C:525:LYS:CB	2.04	0.87
5:E:99:ILE:CD1	6:F:31:ILE:CD1	2.51	0.87
5:E:310:LEU:HD11	5:E:358:ARG:NH1	1.88	0.87

Continued on next page...

Continued from previous page...

Atom-1	Atom-2	Interatomic distance (Å)	Clash overlap (Å)
6:F:48:ILE:CD1	6:F:98:LEU:CD2	2.08	0.87
10:J:32:CYS:HB3	10:J:96:ILE:HG12	1.56	0.87
1:A:697:ARG:NH2	4:D:419:SER:OG	2.07	0.87
1:A:944:LEU:CD1	1:A:1013:VAL:HG11	2.04	0.87
1:A:3232:ILE:HG23	1:A:3316:TRP:HE3	1.39	0.87
1:A:3442:LYS:CB	1:A:3485:THR:HG23	2.04	0.87
2:B:436:PHE:HE1	2:B:499:LEU:CD2	1.57	0.87
2:B:829:VAL:HG11	2:B:940:ILE:CG2	2.04	0.87
4:D:80:PRO:CD	15:O:103:TRP:CZ2	2.56	0.87
5:E:46:ASN:O	12:L:88:PHE:CE1	2.27	0.87
5:E:261:HIS:HE1	5:E:283:SER:CB	1.86	0.87
10:J:26:VAL:HG23	10:J:98:PHE:CB	2.04	0.87
10:J:38:GLU:HB2	15:O:29:PHE:CE1	2.08	0.87
14:N:70:THR:HG22	15:O:99:SER:HB3	1.56	0.87
1:A:598:ARG:NH1	4:D:504:TYR:CD1	2.42	0.87
2:B:904:LEU:HD11	2:B:911:ILE:HG23	1.54	0.87
5:E:385:SER:OG	5:E:394:TRP:HZ3	1.55	0.87
1:A:600:MET:HE2	1:A:697:ARG:HH11	0.75	0.87
1:A:1276:GLN:HG2	4:D:153:HIS:HE1	1.39	0.87
2:B:1395:LEU:CA	2:B:1430:ILE:CD1	2.52	0.87
2:B:1528:LEU:HD21	2:B:1591:CYS:HB2	1.53	0.87
3:C:2018:GLN:CG	19:C:4305:ADP:H2'	2.04	0.87
4:D:395:HIS:CE1	4:D:399:VAL:HG12	2.09	0.87
8:H:71:PHE:HB3	8:H:89:PHE:HB2	1.57	0.87
1:A:40:LEU:N	1:A:41:LEU:N	2.23	0.87
1:A:59:VAL:O	1:A:100:ASN:O	1.91	0.87
1:A:1143:ARG:HD2	4:D:169:ASN:OD1	1.74	0.87
2:B:444:LEU:O	5:E:515:LYS:HG3	1.75	0.87
2:B:952:PRO:HD2	3:C:222:PHE:CD1	2.09	0.87
2:B:3264:ASN:HB2	2:B:3306:ILE:HD12	1.53	0.87
3:C:165:GLY:N	3:C:174:PHE:HE2	1.71	0.87
4:D:602:LEU:HD12	4:D:616:LEU:HD21	1.54	0.87
8:H:12:LYS:CG	8:H:80:TYR:CE2	2.56	0.87
8:H:70:THR:OG1	9:I:64:LYS:NZ	2.07	0.87
15:O:30:TYR:N	15:O:31:PRO:HD2	1.89	0.87
1:A:972:TRP:CE3	1:A:985:PHE:CZ	2.51	0.87
1:A:1151:MET:CE	4:D:176:ILE:CG1	2.51	0.87
1:A:1562:ILE:HB	1:A:1563:PRO:HD3	1.55	0.87
1:A:3124:ILE:CD1	1:A:3429:TRP:CD1	2.58	0.87
1:A:3250:PRO:HD3	17:Q:106:PHE:CE2	2.09	0.87
1:A:3308:PRO:CG	17:Q:57:LEU:C	2.43	0.87

Continued on next page...

Continued from previous page...

Atom-1	Atom-2	Interatomic distance (Å)	Clash overlap (Å)
3:C:12:GLN:NE2	3:C:349:LEU:HB3	1.89	0.87
8:H:7:VAL:HG23	8:H:9:PRO:HD3	1.56	0.87
1:A:697:ARG:CZ	4:D:458:CYS:CB	2.44	0.87
1:A:3308:PRO:CD	17:Q:32:ILE:CB	2.50	0.87
2:B:741:ILE:CD1	2:B:776:LEU:HD11	2.05	0.87
2:B:1511:VAL:CG1	2:B:1570:VAL:CG2	2.35	0.87
14:N:116:ALA:O	15:O:131:PHE:CD1	2.28	0.87
16:P:15:SER:C	16:P:16:GLU:CA	2.42	0.87
2:B:409:SER:O	2:B:413:PHE:N	2.06	0.87
2:B:733:GLU:OE2	2:B:783:MET:HG2	1.73	0.87
2:B:952:PRO:CD	3:C:223:THR:N	2.26	0.87
3:C:2792:TYR:O	3:C:2796:PRO:HD3	1.73	0.87
4:D:248:MET:HE1	7:G:147:VAL:CB	2.05	0.87
5:E:16:ASN:HB3	15:O:132:GLU:HG3	0.89	0.87
8:H:60:ILE:HD12	9:I:78:ILE:HG12	1.57	0.87
1:A:704:ARG:HE	4:D:457:ALA:HA	1.40	0.87
1:A:3298:ILE:O	1:A:3343:HIS:NE2	2.08	0.87
2:B:682:LYS:CE	5:E:186:PHE:CD1	2.55	0.87
2:B:954:ASP:CB	3:C:220:TRP:CZ2	2.33	0.87
4:D:584:ILE:CG2	4:D:614:VAL:HG21	2.05	0.87
10:J:36:ILE:CG1	10:J:72:PHE:CE1	2.58	0.87
14:N:72:ILE:HG12	15:O:97:ILE:HD13	1.56	0.87
1:A:709:ILE:HG22	1:A:710:PRO:CD	2.03	0.86
1:A:1417:GLU:HG2	1:A:1421:GLU:CG	2.04	0.86
1:A:3248:LEU:HD13	17:Q:81:ARG:H	1.36	0.86
1:A:3305:LEU:CG	17:Q:80:SER:N	2.32	0.86
2:B:3401:ARG:O	2:B:3405:VAL:HG23	1.75	0.86
3:C:2723:PHE:CZ	3:C:2749:VAL:CG1	2.58	0.86
4:D:201:GLN:OE1	9:I:102:ASN:CB	2.23	0.86
6:F:14:LEU:HD23	6:F:23:TYR:CB	1.90	0.86
14:N:72:ILE:CG1	15:O:97:ILE:CD1	2.52	0.86
1:A:1146:GLN:HE22	13:M:10:THR:N	1.73	0.86
1:A:1424:ASP:HA	1:A:1427:LEU:HB2	1.57	0.86
1:A:1487:VAL:HG23	1:A:1490:PHE:CZ	2.10	0.86
1:A:3124:ILE:HD13	1:A:3425:GLU:HG3	1.56	0.86
2:B:669:ILE:HD12	2:B:719:VAL:CB	2.05	0.86
2:B:3264:ASN:CG	2:B:3306:ILE:HD11	1.95	0.86
2:B:3268:THR:HG22	2:B:3269:LEU:H	1.40	0.86
5:E:42:GLN:HE22	12:L:91:ASN:HD21	1.17	0.86
5:E:391:CYS:SG	5:E:427:LEU:HD11	2.15	0.86
8:H:66:GLY:HA2	9:I:56:ILE:HG21	1.51	0.86

Continued on next page...

Continued from previous page...

Atom-1	Atom-2	Interatomic distance (Å)	Clash overlap (Å)
17:Q:43:GLY:HA2	17:Q:67:SER:CB	2.04	0.86
1:A:800:ASP:O	5:E:149:THR:N	2.08	0.86
1:A:1458:MET:CE	1:A:1518:TRP:CH2	2.58	0.86
2:B:939:ASN:HD22	3:C:283:THR:CB	1.87	0.86
2:B:956:LEU:HD23	3:C:285:SER:HB2	0.87	0.86
2:B:1069:THR:HB	2:B:1070:PRO:HD2	1.56	0.86
3:C:2593:ARG:NH2	3:C:2597:GLU:CD	2.28	0.86
1:A:600:MET:HE2	4:D:458:CYS:CB	2.05	0.86
1:A:1013:VAL:HG12	1:A:1017:LEU:HD11	1.56	0.86
1:A:1028:LYS:O	1:A:1088:TRP:CH2	2.29	0.86
1:A:3236:ILE:HA	1:A:3333:LEU:CD2	2.05	0.86
2:B:444:LEU:HA	5:E:515:LYS:HG2	1.44	0.86
2:B:1127:ASN:HB3	2:B:1128:PRO:HD2	1.57	0.86
1:A:1136:MET:HE2	1:A:1136:MET:HA	1.58	0.86
1:A:3293:PHE:CE1	1:A:3335:TRP:CH2	2.63	0.86
2:B:436:PHE:HE1	2:B:499:LEU:HD23	1.23	0.86
2:B:679:ARG:HB3	5:E:186:PHE:CE2	2.09	0.86
5:E:50:LEU:CD1	12:L:95:PHE:HB2	2.04	0.86
9:I:95:LEU:HD23	9:I:107:ILE:HD11	1.57	0.86
1:A:1044:THR:OG1	1:A:1047:ASN:HB2	1.75	0.86
2:B:3445:LYS:HB3	2:B:3487:PRO:CB	2.05	0.86
4:D:528:TRP:CD1	4:D:535:GLN:N	2.44	0.86
17:Q:24:SER:CB	17:Q:48:THR:O	2.23	0.86
1:A:565:LEU:O	1:A:569:TYR:CD2	2.29	0.86
1:A:723:PHE:HE1	1:A:772:TRP:CE2	1.93	0.86
1:A:1230:TYR:O	1:A:1256:TYR:CB	2.23	0.86
1:A:1459:LEU:O	1:A:1552:MET:SD	2.33	0.86
2:B:162:TYR:CB	2:B:176:LEU:CB	2.53	0.86
2:B:956:LEU:CD2	3:C:285:SER:HB2	1.76	0.86
2:B:1175:ASN:O	2:B:1179:THR:HG23	1.74	0.86
2:B:3143:LEU:HD23	2:B:3698:LEU:CD1	2.06	0.86
3:C:165:GLY:C	3:C:174:PHE:CE2	2.48	0.86
3:C:2596:LEU:HG	3:C:2924:MET:CE	2.06	0.86
3:C:2708:GLN:CD	3:C:2813:ILE:HD11	1.96	0.86
3:C:2745:LYS:CD	3:C:2749:VAL:CG2	2.07	0.86
4:D:523:TRP:HB3	4:D:544:MET:HA	1.57	0.86
5:E:61:VAL:HG22	10:J:106:LEU:HD21	1.56	0.86
7:G:118:ASP:OD1	9:I:12:ILE:CD1	2.22	0.86
1:A:704:ARG:NE	4:D:457:ALA:CA	2.39	0.86
1:A:744:ILE:HD13	1:A:752:LEU:HD23	1.56	0.86
1:A:763:LEU:O	1:A:763:LEU:HD13	1.75	0.86

Continued on next page...

Continued from previous page...

Atom-1	Atom-2	Interatomic distance (Å)	Clash overlap (Å)
1:A:1030:SER:C	1:A:1092:TRP:CH2	2.49	0.86
1:A:1597:LYS:NZ	1:A:1962:ILE:HD11	1.90	0.86
2:B:659:THR:CA	2:B:757:TRP:HE1	1.88	0.86
2:B:861:ASP:OD1	3:C:169:TYR:O	1.94	0.86
2:B:966:LYS:CD	3:C:345:TRP:CE3	2.51	0.86
4:D:175:THR:OG1	13:M:60:ASN:HA	1.76	0.86
5:E:428:VAL:HG12	5:E:434:MET:HG3	1.57	0.86
6:F:91:GLN:HG2	6:F:96:THR:CB	2.04	0.86
1:A:597:VAL:HG12	4:D:460:LEU:CD1	2.05	0.86
1:A:807:GLU:HG2	1:A:811:LYS:CE	2.05	0.86
1:A:854:GLU:CD	5:E:203:LEU:O	2.09	0.86
1:A:891:PHE:CE1	1:A:985:PHE:HZ	1.92	0.86
2:B:503:LEU:O	2:B:507:ILE:HG13	1.75	0.86
2:B:669:ILE:HG21	2:B:719:VAL:HG11	1.58	0.86
2:B:799:VAL:CB	2:B:800:LYS:N	2.38	0.86
2:B:857:LYS:CA	3:C:170:GLN:N	2.38	0.86
3:C:2724:ALA:HB1	3:C:2793:LEU:HD13	1.57	0.86
3:C:2740:ILE:CG2	3:C:2744:LYS:HB3	2.05	0.86
4:D:626:GLU:OE1	4:D:629:GLN:HG2	1.75	0.86
6:F:81:THR:HG21	7:G:114:VAL:HG21	1.29	0.86
14:N:116:ALA:HB3	15:O:131:PHE:CE1	2.11	0.86
17:Q:69:ASN:HA	17:Q:92:ASP:CB	2.02	0.86
1:A:121:GLY:CA	2:B:105:ALA:O	2.24	0.86
1:A:597:VAL:HG13	4:D:502:ALA:HB1	0.87	0.86
1:A:755:HIS:HE1	1:A:869:TYR:HD2	1.02	0.86
1:A:868:LEU:HB3	5:E:454:ASP:CB	2.05	0.86
1:A:3303:ILE:CD1	1:A:3340:TYR:CE2	2.58	0.86
1:A:3421:SER:HB3	1:A:3716:LEU:HG	1.58	0.86
2:B:1139:LEU:HD21	2:B:1198:ILE:CG1	2.06	0.86
2:B:1395:LEU:HA	2:B:1430:ILE:HD11	1.54	0.86
2:B:3255:THR:OG1	2:B:3337:CYS:SG	2.32	0.86
3:C:2734:PHE:CE2	3:C:2767:LYS:HE3	2.11	0.86
3:C:2774:VAL:HG12	3:C:2780:VAL:CG2	2.06	0.86
4:D:414:PHE:HD2	4:D:426:TRP:HD1	1.23	0.86
14:N:89:GLN:HE22	14:N:116:ALA:H	1.23	0.86
1:A:156:VAL:N	2:B:168:ILE:C	2.09	0.85
1:A:612:HIS:ND1	4:D:501:LEU:HG	1.90	0.85
1:A:3305:LEU:CD1	17:Q:102:LEU:HA	2.06	0.85
2:B:511:PHE:CE2	2:B:547:LEU:CD2	2.56	0.85
2:B:1123:GLY:CA	2:B:1197:PHE:CZ	2.59	0.85
2:B:3118:TYR:HD2	2:B:3455:SER:OG	1.57	0.85

Continued on next page...

Continued from previous page...

Atom-1	Atom-2	Interatomic distance (Å)	Clash overlap (Å)
4:D:174:GLN:HB2	13:M:62:GLY:CA	2.01	0.85
4:D:265:ARG:HG2	5:E:125:GLN:CG	2.02	0.85
5:E:395:VAL:HG23	5:E:402:ILE:CG1	2.05	0.85
16:P:39:TRP:CB	16:P:40:SER:N	2.39	0.85
1:A:801:ILE:CG1	5:E:149:THR:HB	2.05	0.85
1:A:801:ILE:HG13	5:E:149:THR:OG1	1.76	0.85
2:B:651:SER:OG	2:B:680:LEU:HD22	1.75	0.85
2:B:679:ARG:HD3	5:E:187:GLN:OE1	1.76	0.85
3:C:99:GLY:HA3	3:C:149:HIS:HE1	1.33	0.85
4:D:269:SER:OG	4:D:617:SER:HA	1.75	0.85
6:F:91:GLN:HG2	6:F:96:THR:HG21	1.55	0.85
10:J:75:TYR:HB3	11:K:92:LYS:HE2	1.57	0.85
1:A:1433:LEU:HD12	1:A:1490:PHE:CD1	2.11	0.85
2:B:595:LEU:CD2	5:E:389:TRP:HZ2	1.89	0.85
2:B:963:PHE:CE2	3:C:39:LEU:HD21	2.11	0.85
2:B:966:LYS:HG3	3:C:341:TRP:NE1	1.89	0.85
2:B:1467:PHE:HB3	2:B:1470:LEU:HD11	0.87	0.85
4:D:195:ILE:CD1	9:I:94:LEU:HD21	2.03	0.85
4:D:367:LEU:HG	4:D:371:THR:OG1	1.60	0.85
6:F:56:TRP:CD2	6:F:91:GLN:NE2	2.44	0.85
1:A:601:PRO:HG2	1:A:698:GLU:HG2	1.58	0.85
2:B:444:LEU:N	5:E:515:LYS:HG2	1.71	0.85
2:B:2190:LYS:HE2	20:B:5403:ATP:O1B	1.76	0.85
3:C:10:LEU:HD22	3:C:65:ASN:O	1.76	0.85
5:E:46:ASN:HB3	12:L:88:PHE:HE1	1.40	0.85
8:H:67:SER:HB2	9:I:78:ILE:CG2	2.05	0.85
1:A:891:PHE:CE1	1:A:985:PHE:CZ	2.64	0.85
1:A:1263:TYR:HE2	1:A:1280:TYR:O	1.60	0.85
1:A:3248:LEU:HD11	17:Q:80:SER:CB	2.06	0.85
2:B:1470:LEU:O	2:B:1474:MET:HG2	1.76	0.85
4:D:595:PHE:CD1	4:D:602:LEU:CD2	2.58	0.85
5:E:16:ASN:CA	15:O:132:GLU:HG3	2.06	0.85
5:E:64:GLU:OE2	10:J:18:TYR:HE2	1.59	0.85
1:A:801:ILE:CD1	1:A:862:LEU:HD23	2.06	0.85
1:A:871:LEU:HD22	1:A:872:ASP:H	1.40	0.85
1:A:1151:MET:HA	4:D:176:ILE:HD11	1.58	0.85
2:B:660:LEU:HD22	2:B:671:VAL:HA	1.57	0.85
2:B:724:HIS:CG	2:B:728:CYS:SG	2.69	0.85
2:B:1511:VAL:HG13	2:B:1570:VAL:HG23	1.58	0.85
3:C:2706:PHE:CD1	3:C:2761:PRO:HG3	2.11	0.85
4:D:70:MET:CE	5:E:13:GLU:HB3	2.07	0.85

Continued on next page...

Continued from previous page...

Atom-1	Atom-2	Interatomic distance (Å)	Clash overlap (Å)
5:E:112:LEU:CD2	6:F:97:MET:HG2	2.01	0.85
6:F:61:LYS:CE	8:H:33:ASP:O	2.24	0.85
8:H:67:SER:CB	9:I:78:ILE:CG2	2.53	0.85
15:O:22:LEU:CD1	15:O:23:ASN:OD1	2.24	0.85
1:A:704:ARG:CZ	4:D:455:GLY:O	2.24	0.85
1:A:709:ILE:CD1	4:D:454:ILE:HG22	2.07	0.85
2:B:603:ILE:HD11	2:B:626:TYR:CE1	2.12	0.85
2:B:658:GLN:CG	2:B:672:ASN:O	2.24	0.85
2:B:1317:LEU:CB	16:P:61:GLU:HA	2.05	0.85
2:B:1531:ILE:HD13	2:B:1618:LEU:HD22	1.57	0.85
4:D:207:ALA:HB1	9:I:24:ILE:HD11	0.85	0.85
5:E:310:LEU:CG	5:E:358:ARG:CZ	2.54	0.85
1:A:3244:PHE:O	17:Q:125:GLY:HA3	1.74	0.85
2:B:500:GLU:CG	2:B:532:THR:HG21	2.07	0.85
2:B:1447:ILE:CD1	2:B:1484:LEU:CB	2.55	0.85
3:C:2721:GLU:HB2	3:C:2803:MET:HE1	0.86	0.85
4:D:207:ALA:CA	9:I:24:ILE:HD11	2.06	0.85
5:E:239:LEU:HD21	5:E:257:VAL:CG2	2.03	0.85
8:H:67:SER:HB2	9:I:78:ILE:HG22	1.57	0.85
1:A:948:LEU:HG	1:A:1010:LYS:HG2	1.58	0.85
1:A:3290:LEU:HD22	1:A:3335:TRP:HZ2	1.29	0.85
1:A:3299:ASN:HB3	1:A:3302:THR:OG1	1.77	0.85
1:A:3446:ASN:HD21	1:A:3488:LEU:HD13	1.37	0.85
2:B:799:VAL:CA	2:B:800:LYS:N	2.40	0.85
2:B:1145:LYS:O	2:B:1149:ASP:HB2	1.75	0.85
2:B:3230:ALA:HB1	2:B:3342:ASN:OD1	1.76	0.85
3:C:2637:GLU:C	3:C:2640:ALA:HB3	1.96	0.85
3:C:2711:SER:HB3	3:C:2751:TRP:HZ2	1.24	0.85
3:C:2807:SER:OG	3:C:2810:ALA:CB	2.24	0.85
4:D:105:MET:SD	14:N:48:GLN:CB	2.64	0.85
4:D:585:VAL:HG12	4:D:588:PRO:HD2	1.57	0.85
5:E:16:ASN:ND2	15:O:132:GLU:HA	1.92	0.85
5:E:46:ASN:O	12:L:88:PHE:CD2	2.29	0.85
5:E:420:THR:HG22	5:E:472:SER:HB2	1.58	0.85
6:F:61:LYS:HE2	8:H:33:ASP:O	1.75	0.85
13:M:12:MET:HG3	13:M:73:ILE:HB	1.58	0.85
1:A:704:ARG:HE	4:D:457:ALA:N	1.75	0.85
1:A:1146:GLN:NE2	13:M:10:THR:N	2.25	0.85
1:A:3212:VAL:HG22	1:A:3338:ALA:HB3	1.58	0.85
2:B:815:ASP:O	2:B:819:LYS:HG3	1.77	0.85
2:B:913:PHE:HE2	2:B:1078:ILE:CD1	1.89	0.85

Continued on next page...

Continued from previous page...

Atom-1	Atom-2	Interatomic distance (Å)	Clash overlap (Å)
2:B:961:SER:O	3:C:345:TRP:HZ2	1.59	0.85
5:E:100:GLU:CB	5:E:105:PHE:CD2	2.28	0.85
5:E:112:LEU:HD21	6:F:97:MET:SD	2.09	0.85
15:O:22:LEU:HD12	15:O:23:ASN:N	1.92	0.85
1:A:935:VAL:HG22	1:A:944:LEU:HD22	0.85	0.84
1:A:3257:VAL:HG11	1:A:3266:VAL:CG2	2.06	0.84
2:B:10:PRO:O	2:B:25:GLN:N	2.10	0.84
2:B:518:TYR:CE1	5:E:407:TYR:CE2	2.60	0.84
2:B:1230:MET:HE2	2:B:1267:TYR:HA	1.56	0.84
2:B:2543:GLY:HA2	19:B:5405:ADP:PA	2.16	0.84
3:C:1983:THR:HG22	19:C:4305:ADP:N1	1.92	0.84
3:C:2213:ARG:NH2	19:C:4305:ADP:O3A	2.10	0.84
3:C:2639:ASP:HB2	3:C:2643:GLU:OE2	1.75	0.84
5:E:110:LYS:HG2	6:F:10:GLN:CD	1.96	0.84
1:A:597:VAL:HG11	4:D:477:GLU:CG	2.07	0.84
1:A:3128:THR:HG22	1:A:3422:LEU:HB3	1.56	0.84
1:A:3240:VAL:HG12	1:A:3244:PHE:CE1	2.12	0.84
2:B:952:PRO:HD2	3:C:223:THR:N	1.92	0.84
2:B:969:LEU:CD1	3:C:343:ASN:HD22	1.90	0.84
2:B:2334:TYR:CA	20:B:5403:ATP:H2	1.90	0.84
12:L:84:CYS:HB2	13:M:56:ILE:HG12	1.57	0.84
1:A:160:GLU:CB	2:B:167:GLN:CB	2.54	0.84
2:B:57:ASN:HA	2:B:71:CYS:CB	2.05	0.84
2:B:799:VAL:HG12	2:B:800:LYS:N	1.93	0.84
2:B:1485:MET:CB	2:B:1505:ARG:HD2	2.05	0.84
2:B:3136:TYR:O	2:B:3433:TRP:CE3	2.30	0.84
4:D:80:PRO:HG3	15:O:103:TRP:HE1	0.76	0.84
5:E:64:GLU:OE2	10:J:18:TYR:CE2	2.30	0.84
1:A:590:GLN:HG3	4:D:523:TRP:HZ3	1.41	0.84
1:A:857:ARG:CZ	5:E:206:ASN:O	2.25	0.84
1:A:1429:ILE:CG2	1:A:1490:PHE:CZ	2.59	0.84
2:B:479:ASN:ND2	2:B:482:GLU:OE2	2.10	0.84
4:D:80:PRO:CG	15:O:103:TRP:CZ2	2.60	0.84
4:D:517:ILE:HG12	4:D:550:TRP:NE1	1.92	0.84
1:A:598:ARG:CB	4:D:460:LEU:CD2	2.55	0.84
1:A:670:LEU:HD23	1:A:772:TRP:CD1	2.13	0.84
1:A:841:ILE:HD13	1:A:961:ALA:HB1	1.59	0.84
1:A:990:ALA:HB2	18:R:119:GLU:CB	2.05	0.84
1:A:3269:LEU:CD2	17:Q:33:PHE:C	2.45	0.84
2:B:744:MET:CE	2:B:772:ILE:HG13	2.07	0.84
2:B:1123:GLY:HA2	2:B:1197:PHE:HZ	1.33	0.84

Continued on next page...

Continued from previous page...

Atom-1	Atom-2	Interatomic distance (Å)	Clash overlap (Å)
3:C:165:GLY:CA	3:C:174:PHE:CE2	2.60	0.84
4:D:617:SER:OG	4:D:618:PRO:HD2	1.75	0.84
5:E:310:LEU:HD11	5:E:358:ARG:CZ	2.08	0.84
8:H:67:SER:HA	9:I:78:ILE:HG22	1.57	0.84
1:A:709:ILE:HD11	4:D:454:ILE:HG22	1.59	0.84
1:A:763:LEU:HD13	1:A:763:LEU:C	1.97	0.84
1:A:1126:VAL:HA	1:A:1131:SER:CB	2.07	0.84
2:B:962:PHE:O	3:C:345:TRP:CH2	2.26	0.84
2:B:1474:MET:HE2	2:B:1515:VAL:CG1	2.08	0.84
3:C:2708:GLN:NE2	3:C:2813:ILE:HG13	1.92	0.84
1:A:797:ASN:ND2	5:E:452:VAL:CA	2.36	0.84
1:A:1013:VAL:HG12	1:A:1017:LEU:CD1	2.07	0.84
1:A:1121:LYS:HD3	1:A:1138:THR:CG2	2.07	0.84
1:A:1146:GLN:HG3	13:M:9:ALA:HB2	1.41	0.84
1:A:1633:ALA:HB3	1:A:1839:LEU:O	1.76	0.84
1:A:3194:ALA:CB	1:A:3356:VAL:CG2	2.54	0.84
2:B:345:ARG:CB	2:B:412:LEU:CD1	2.55	0.84
2:B:429:LEU:HD11	2:B:489:PHE:CG	2.12	0.84
2:B:888:PRO:HA	2:B:891:ILE:HG22	1.60	0.84
2:B:1531:ILE:HD13	2:B:1595:LEU:CD1	2.08	0.84
3:C:2711:SER:O	3:C:2751:TRP:CZ2	2.29	0.84
3:C:2892:ARG:HD3	3:C:3184:LEU:HB2	1.60	0.84
4:D:75:LEU:HB2	15:O:102:LEU:HD11	0.86	0.84
10:J:94:ARG:HB3	10:J:109:GLN:HB3	1.59	0.84
12:L:74:TRP:CD1	12:L:109:LYS:HD2	2.13	0.84
14:N:89:GLN:NE2	14:N:116:ALA:H	1.76	0.84
1:A:597:VAL:CG2	4:D:502:ALA:CB	2.56	0.84
1:A:871:LEU:CD2	1:A:872:ASP:H	1.90	0.84
1:A:1598:LYS:HD3	1:A:1681:GLU:OE2	1.77	0.84
2:B:953:GLY:HA2	3:C:222:PHE:HA	1.59	0.84
2:B:1447:ILE:HG21	2:B:1504:TRP:CD1	2.13	0.84
4:D:207:ALA:C	9:I:24:ILE:CD1	2.46	0.84
4:D:208:TYR:N	9:I:24:ILE:HD12	1.93	0.84
4:D:567:GLN:CD	4:D:578:LYS:HE3	1.97	0.84
1:A:659:TRP:CZ2	1:A:702:LEU:HD12	2.12	0.84
1:A:837:GLN:HE22	1:A:958:ALA:CB	1.88	0.84
2:B:445:GLY:CA	5:E:511:ARG:NH1	2.41	0.84
2:B:520:ARG:HH12	2:B:550:MET:CG	1.91	0.84
2:B:3139:GLY:HA3	2:B:3433:TRP:HH2	0.76	0.84
4:D:111:MET:HE3	15:O:90:ILE:CG2	1.95	0.84
4:D:441:LEU:HD12	4:D:457:ALA:O	1.76	0.84

Continued on next page...

Continued from previous page...

Atom-1	Atom-2	Interatomic distance (Å)	Clash overlap (Å)
8:H:46:LYS:HE3	9:I:86:ASP:CB	2.04	0.84
14:N:75:GLN:H	15:O:93:GLN:HE21	1.23	0.84
1:A:1031:ILE:CG2	1:A:1034:SER:OG	2.25	0.84
2:B:489:PHE:CE1	2:B:493:ARG:HD3	2.13	0.84
4:D:545:VAL:HA	4:D:562:THR:HG22	1.58	0.84
1:A:935:VAL:CG2	1:A:1017:LEU:HD21	2.07	0.83
1:A:3117:PHE:CD2	1:A:3429:TRP:HZ3	1.94	0.83
2:B:429:LEU:HD12	2:B:489:PHE:HE2	1.36	0.83
2:B:2543:GLY:CA	19:B:5405:ADP:O1A	2.25	0.83
4:D:81:GLN:OE1	15:O:110:TYR:CE2	2.31	0.83
1:A:697:ARG:CZ	4:D:458:CYS:SG	2.66	0.83
1:A:702:LEU:O	4:D:453:LEU:CD2	2.25	0.83
1:A:1525:PHE:CG	1:A:1541:PHE:HD2	1.95	0.83
1:A:3308:PRO:CG	17:Q:57:LEU:CA	2.56	0.83
2:B:1058:LYS:HG3	2:B:1166:GLU:HB3	0.84	0.83
2:B:1485:MET:CA	2:B:1505:ARG:HD2	2.08	0.83
4:D:265:ARG:NE	5:E:125:GLN:HA	1.93	0.83
4:D:283:LEU:HB2	4:D:582:GLN:HG3	1.60	0.83
5:E:323:GLU:HB3	5:E:334:LEU:HB3	1.59	0.83
14:N:116:ALA:CB	15:O:131:PHE:CE1	2.62	0.83
1:A:1522:GLU:HG3	1:A:1523:PRO:CD	2.02	0.83
1:A:1585:GLN:NE2	1:A:1585:GLN:O	2.11	0.83
2:B:733:GLU:CD	2:B:783:MET:HG2	1.99	0.83
2:B:2190:LYS:CE	20:B:5403:ATP:O1B	2.25	0.83
1:A:730:LEU:CD2	1:A:781:LEU:HD21	2.08	0.83
1:A:760:ASP:OD2	1:A:764:ARG:HD3	1.79	0.83
1:A:1012:LYS:HB3	1:A:1071:ILE:CG2	2.08	0.83
1:A:3231:ASP:OD2	1:A:3258:PHE:CE2	2.31	0.83
2:B:952:PRO:HB3	3:C:223:THR:O	1.79	0.83
4:D:414:PHE:HB3	4:D:426:TRP:HB2	1.58	0.83
4:D:552:PRO:HD3	4:D:595:PHE:CD2	2.13	0.83
1:A:155:GLY:HA3	2:B:168:ILE:CB	2.09	0.83
1:A:156:VAL:CA	2:B:168:ILE:HA	2.08	0.83
1:A:732:TYR:HB3	4:D:390:VAL:HB	1.61	0.83
2:B:13:PHE:CB	2:B:25:GLN:O	2.26	0.83
2:B:659:THR:HA	2:B:757:TRP:HE1	1.43	0.83
2:B:1123:GLY:CA	2:B:1197:PHE:HZ	1.91	0.83
2:B:3078:ILE:CD1	2:B:3452:LEU:HD22	2.08	0.83
2:B:3230:ALA:HB1	2:B:3342:ASN:CG	1.67	0.83
4:D:105:MET:HE2	14:N:51:ILE:HD12	1.58	0.83
5:E:23:THR:HG21	14:N:88:TYR:CD1	2.07	0.83

Continued on next page...

Continued from previous page...

Atom-1	Atom-2	Interatomic distance (Å)	Clash overlap (Å)
5:E:44:ASN:O	12:L:89:ASP:OD1	1.96	0.83
5:E:61:VAL:HG21	10:J:106:LEU:CD1	2.08	0.83
5:E:261:HIS:CE1	5:E:283:SER:CB	2.61	0.83
14:N:72:ILE:HG12	15:O:97:ILE:HG21	1.60	0.83
1:A:3300:GLU:O	17:Q:76:ILE:CB	2.25	0.83
2:B:1058:LYS:CG	2:B:1166:GLU:O	2.25	0.83
2:B:3228:GLU:HG2	2:B:3346:PHE:CE1	2.12	0.83
2:B:3261:ILE:HG23	2:B:3306:ILE:HG23	1.59	0.83
6:F:35:ARG:NH2	6:F:41:SER:HB2	1.94	0.83
6:F:48:ILE:HD11	6:F:98:LEU:HD22	1.56	0.83
1:A:3110:LEU:CD1	1:A:3443:LEU:HD23	2.08	0.83
2:B:900:PHE:CZ	2:B:933:TRP:CH2	2.66	0.83
3:C:2711:SER:HB3	3:C:2751:TRP:CH2	2.13	0.83
6:F:56:TRP:CZ3	6:F:74:ILE:CD1	2.62	0.83
1:A:1396:PRO:O	1:A:1400:TYR:N	2.11	0.83
3:C:1983:THR:HB	19:C:4305:ADP:N6	1.93	0.83
4:D:105:MET:CE	14:N:48:GLN:N	2.41	0.83
5:E:310:LEU:CD1	5:E:358:ARG:NH1	2.41	0.83
1:A:3300:GLU:C	17:Q:76:ILE:CB	2.47	0.83
2:B:762:ILE:O	2:B:766:ILE:N	2.11	0.83
2:B:939:ASN:ND2	3:C:283:THR:HB	1.93	0.83
2:B:1511:VAL:N	2:B:1570:VAL:CG1	2.41	0.83
5:E:68:THR:HB	8:H:70:THR:CG2	2.08	0.83
8:H:28:ALA:HB1	8:H:86:ILE:HD12	1.60	0.83
8:H:62:GLY:HA3	9:I:83:TYR:HA	1.61	0.83
1:A:597:VAL:HG22	4:D:502:ALA:CB	2.08	0.83
1:A:1445:PHE:CE2	1:A:1564:CYS:HB2	2.11	0.83
2:B:409:SER:HA	2:B:413:PHE:CD1	2.12	0.83
2:B:589:LEU:HD12	2:B:687:PHE:CZ	2.13	0.83
2:B:861:ASP:OD1	3:C:171:ARG:HG3	1.78	0.83
2:B:910:GLY:HA2	2:B:995:TYR:CD1	2.13	0.83
2:B:1051:ASP:HB3	2:B:1162:THR:CG2	2.08	0.83
3:C:2850:LYS:O	3:C:2854:VAL:HG23	1.77	0.83
4:D:115:TYR:CZ	14:N:78:HIS:HD2	1.92	0.83
4:D:297:LYS:CE	4:D:316:LEU:HD23	2.02	0.83
5:E:99:ILE:HD12	6:F:31:ILE:HD11	1.59	0.83
6:F:56:TRP:CZ3	6:F:74:ILE:HG13	2.14	0.83
1:A:505:THR:O	1:A:509:LYS:N	2.10	0.82
1:A:709:ILE:CD1	4:D:454:ILE:CG2	2.57	0.82
1:A:3248:LEU:HD12	17:Q:80:SER:HA	1.59	0.82
3:C:2745:LYS:CE	3:C:2749:VAL:CG1	2.45	0.82

Continued on next page...

Continued from previous page...

Atom-1	Atom-2	Interatomic distance (Å)	Clash overlap (Å)
4:D:265:ARG:CB	5:E:125:GLN:HG2	2.08	0.82
4:D:543:MET:SD	4:D:563:MET:CB	2.67	0.82
4:D:583:LYS:HD3	4:D:586:LYS:HA	1.61	0.82
5:E:53:ILE:HD13	12:L:81:ASN:HD21	1.41	0.82
5:E:117:GLU:CD	6:F:17:LEU:HD11	1.98	0.82
1:A:871:LEU:CD2	1:A:875:VAL:CG1	2.56	0.82
1:A:3245:LYS:HB3	17:Q:123:TYR:O	1.76	0.82
2:B:1492:LYS:HE2	2:B:3606:GLN:OE1	1.79	0.82
2:B:3133:ILE:HG12	2:B:3440:LEU:CD1	2.09	0.82
3:C:2701:ILE:CD1	3:C:2704:LYS:CG	2.57	0.82
4:D:201:GLN:HE22	9:I:102:ASN:N	1.77	0.82
4:D:252:VAL:CG1	7:G:149:GLN:HE22	1.92	0.82
4:D:529:ASP:OD2	4:D:532:TYR:HD2	1.58	0.82
10:J:79:PHE:CD2	11:K:68:ALA:CB	2.62	0.82
1:A:1121:LYS:HD3	1:A:1138:THR:HG22	1.59	0.82
1:A:3273:TYR:HH	1:A:3277:GLY:HA3	1.03	0.82
2:B:165:LEU:O	2:B:169:LYS:CA	2.26	0.82
2:B:544:HIS:CE1	2:B:609:LEU:CD1	2.19	0.82
2:B:579:PHE:CE1	5:E:369:PRO:HG2	2.14	0.82
2:B:658:GLN:HE21	2:B:672:ASN:CG	1.82	0.82
4:D:68:GLU:CG	5:E:12:LYS:CA	2.57	0.82
4:D:92:TYR:CD1	13:M:29:LYS:HB3	2.14	0.82
4:D:367:LEU:HD11	4:D:371:THR:CB	2.09	0.82
5:E:16:ASN:N	15:O:132:GLU:HG2	1.95	0.82
5:E:112:LEU:CD2	6:F:97:MET:CG	2.57	0.82
15:O:22:LEU:HD11	15:O:23:ASN:OD1	1.79	0.82
1:A:723:PHE:CE1	1:A:772:TRP:CE2	2.65	0.82
1:A:1028:LYS:C	1:A:1088:TRP:HH2	1.80	0.82
1:A:3249:ILE:HD13	17:Q:106:PHE:CZ	2.14	0.82
2:B:444:LEU:HA	5:E:515:LYS:HG3	0.84	0.82
2:B:655:LYS:HB2	2:B:677:LEU:HD21	1.62	0.82
2:B:861:ASP:HA	2:B:864:ASN:HD21	1.42	0.82
2:B:864:ASN:HA	2:B:947:LEU:CD1	2.10	0.82
1:A:3247:ARG:HD3	17:Q:128:ARG:HA	1.62	0.82
1:A:3305:LEU:HD11	17:Q:102:LEU:HA	1.61	0.82
2:B:443:GLU:CD	5:E:514:ARG:HH12	1.79	0.82
2:B:3162:VAL:HG13	2:B:3166:LYS:HE3	1.59	0.82
4:D:111:MET:HE1	15:O:90:ILE:CG2	2.08	0.82
4:D:177:ASN:ND2	13:M:60:ASN:HB3	1.95	0.82
4:D:252:VAL:CG1	7:G:149:GLN:NE2	2.40	0.82
5:E:310:LEU:HG	5:E:358:ARG:HH21	1.38	0.82

Continued on next page...

Continued from previous page...

Atom-1	Atom-2	Interatomic distance (Å)	Clash overlap (Å)
1:A:3106:LYS:CB	1:A:3443:LEU:HD21	2.09	0.82
1:A:3194:ALA:HB1	1:A:3356:VAL:HG21	1.61	0.82
2:B:409:SER:O	2:B:413:PHE:CB	2.26	0.82
2:B:533:ARG:CG	2:B:534:PRO:CD	2.57	0.82
3:C:504:ALA:CB	3:C:525:LYS:CB	2.58	0.82
5:E:384:LEU:CD2	5:E:417:TRP:CE2	2.63	0.82
1:A:1101:HIS:HB2	1:A:1163:LEU:HD11	1.62	0.82
1:A:3236:ILE:HG23	1:A:3333:LEU:CA	2.10	0.82
1:A:3307:GLU:OE2	17:Q:55:LEU:CA	2.28	0.82
2:B:3301:ASN:CG	2:B:3351:LYS:NZ	2.32	0.82
3:C:2365:GLY:HA2	19:C:4306:ADP:H3'	1.62	0.82
3:C:2793:LEU:CA	3:C:2796:PRO:HG2	2.10	0.82
5:E:174:PRO:HD3	5:E:466:GLY:HA2	1.62	0.82
5:E:310:LEU:CD2	5:E:358:ARG:HH21	1.88	0.82
8:H:60:ILE:CG1	9:I:85:TYR:HB2	2.08	0.82
14:N:8:TYR:CE1	14:N:13:VAL:HG21	2.15	0.82
1:A:793:GLN:HB3	5:E:451:LYS:HB2	0.82	0.82
1:A:879:LEU:HD12	1:A:882:GLU:OE2	1.79	0.82
1:A:3249:ILE:CD1	1:A:3274:ASP:H	1.92	0.82
2:B:518:TYR:HE1	5:E:407:TYR:HE2	0.93	0.82
2:B:736:LEU:HD12	2:B:859:TYR:HB2	1.59	0.82
3:C:99:GLY:CA	3:C:149:HIS:CE1	2.61	0.82
3:C:360:PRO:HG2	3:C:361:PRO:HD3	1.61	0.82
5:E:420:THR:CG2	5:E:472:SER:HB2	2.09	0.82
1:A:850:SER:CA	5:E:204:ASN:HB3	2.10	0.82
1:A:3236:ILE:CA	1:A:3333:LEU:HD21	2.03	0.82
1:A:3260:LYS:NZ	1:A:3315:ASP:HB3	1.94	0.82
1:A:3270:LYS:NZ	17:Q:60:ASN:CB	2.32	0.82
1:A:3306:LEU:HD13	1:A:3306:LEU:C	2.00	0.82
2:B:682:LYS:NZ	5:E:186:PHE:HD1	1.41	0.82
2:B:888:PRO:HA	2:B:891:ILE:CG2	2.09	0.82
3:C:2734:PHE:CE2	3:C:2767:LYS:CE	2.62	0.82
5:E:432:GLY:HA2	5:E:457:LEU:HD13	1.61	0.82
1:A:801:ILE:HG21	1:A:862:LEU:CG	2.09	0.81
1:A:892:TRP:CZ2	7:G:13:ASP:CB	2.63	0.81
1:A:1020:PHE:CZ	1:A:1069:TYR:CD1	2.64	0.81
1:A:1101:HIS:CB	1:A:1163:LEU:HD11	2.10	0.81
1:A:1151:MET:SD	4:D:176:ILE:N	2.53	0.81
2:B:349:ASN:CB	2:B:416:LEU:CG	2.57	0.81
4:D:208:TYR:OH	9:I:19:MET:HG3	1.79	0.81
6:F:56:TRP:CZ3	6:F:74:ILE:HD11	2.14	0.81

Continued on next page...

Continued from previous page...

Atom-1	Atom-2	Interatomic distance (Å)	Clash overlap (Å)
1:A:861:ASP:OD2	5:E:152:LEU:HB2	1.03	0.81
1:A:1126:VAL:HB	1:A:1201:TYR:HH	1.02	0.81
1:A:3345:LYS:N	1:A:3345:LYS:HE3	1.94	0.81
2:B:864:ASN:HB2	2:B:947:LEU:HD23	0.83	0.81
2:B:1559:MET:CE	2:B:1577:ARG:HD3	2.10	0.81
2:B:3268:THR:HG22	2:B:3269:LEU:HD12	1.61	0.81
10:J:61:ALA:CA	10:J:80:PHE:HE2	1.93	0.81
1:A:5:LYS:CB	1:A:48:GLU:CA	2.57	0.81
1:A:1012:LYS:CB	1:A:1071:ILE:CD1	2.58	0.81
1:A:1126:VAL:HG13	1:A:1131:SER:O	1.81	0.81
1:A:1146:GLN:HE21	13:M:9:ALA:HB1	1.41	0.81
1:A:1263:TYR:CE2	1:A:1280:TYR:O	2.34	0.81
2:B:3271:ASP:OD1	2:B:3272:PRO:CD	2.19	0.81
3:C:132:GLU:OE2	3:C:133:PRO:HD2	1.80	0.81
3:C:2585:PHE:HB2	3:C:2932:SER:HB2	1.62	0.81
3:C:2800:PRO:CG	3:C:2818:VAL:HG21	2.09	0.81
4:D:80:PRO:HB3	15:O:105:VAL:HG13	1.62	0.81
5:E:310:LEU:CG	5:E:358:ARG:HH21	1.88	0.81
5:E:384:LEU:HG	5:E:417:TRP:HE1	1.42	0.81
1:A:1013:VAL:HG13	1:A:1076:LEU:HD13	1.62	0.81
1:A:3245:LYS:HB3	17:Q:124:ILE:HA	1.59	0.81
2:B:679:ARG:CB	5:E:186:PHE:CZ	2.64	0.81
2:B:854:ASN:HD21	3:C:167:ILE:HD13	1.45	0.81
3:C:760:THR:CB	3:C:827:ILE:HG21	2.11	0.81
4:D:196:CYS:SG	9:I:86:ASP:CG	2.59	0.81
4:D:208:TYR:CZ	9:I:100:ASN:HB2	2.16	0.81
5:E:22:ASP:HB2	14:N:91:THR:H	1.46	0.81
5:E:402:ILE:HG22	5:E:403:ILE:HG13	1.61	0.81
1:A:793:GLN:C	5:E:451:LYS:HB3	2.00	0.81
1:A:841:ILE:CD1	1:A:961:ALA:HB1	2.11	0.81
1:A:3236:ILE:CG2	1:A:3333:LEU:CD2	2.47	0.81
2:B:794:LEU:CB	2:B:797:PHE:HE2	1.94	0.81
2:B:1242:GLN:O	2:B:1251:SER:N	2.13	0.81
3:C:261:ILE:CG1	3:C:360:PRO:CB	2.54	0.81
3:C:2730:LEU:HD23	3:C:2738:ILE:HD13	1.63	0.81
4:D:90:ASP:OD1	13:M:32:LYS:HG3	1.79	0.81
8:H:51:SER:OG	18:R:32:LYS:CB	2.27	0.81
1:A:697:ARG:NH1	4:D:458:CYS:SG	2.54	0.81
1:A:857:ARG:HH21	5:E:207:SER:HA	1.44	0.81
1:A:3215:ILE:CG2	1:A:3219:ASP:CG	2.48	0.81
1:A:3308:PRO:HG2	17:Q:58:SER:O	1.80	0.81

Continued on next page...

Continued from previous page...

Atom-1	Atom-2	Interatomic distance (Å)	Clash overlap (Å)
2:B:865:VAL:CG2	3:C:105:ASN:HD21	1.87	0.81
2:B:900:PHE:HE1	2:B:933:TRP:CH2	1.97	0.81
2:B:963:PHE:CZ	3:C:39:LEU:HA	2.16	0.81
2:B:993:TYR:OH	2:B:1067:ILE:CG2	2.28	0.81
3:C:321:ARG:HA	3:C:342:ALA:HB2	1.60	0.81
6:F:26:PHE:CD1	6:F:49:ALA:HB2	2.16	0.81
6:F:78:ARG:HD2	6:F:88:ILE:HG12	1.60	0.81
14:N:72:ILE:HA	15:O:97:ILE:HG12	1.61	0.81
1:A:594:PRO:HB3	1:A:609:TRP:CE3	2.16	0.81
1:A:1140:GLU:OE1	4:D:165:LYS:NZ	2.12	0.81
2:B:963:PHE:CZ	3:C:39:LEU:CD1	2.62	0.81
2:B:1139:LEU:HD21	2:B:1198:ILE:HG12	1.61	0.81
2:B:1559:MET:HG3	2:B:1577:ARG:NH2	1.90	0.81
2:B:1612:LEU:CD1	2:B:1637:CYS:SG	2.68	0.81
2:B:3230:ALA:CB	2:B:3342:ASN:OD1	2.27	0.81
5:E:16:ASN:N	15:O:132:GLU:CG	2.44	0.81
7:G:119:PRO:HG2	9:I:12:ILE:CB	2.09	0.81
2:B:789:LYS:HB3	2:B:839:LEU:CD1	2.10	0.81
2:B:899:LEU:CD1	2:B:900:PHE:HD1	1.93	0.81
2:B:963:PHE:CZ	3:C:39:LEU:HD13	2.16	0.81
2:B:744:MET:HE1	2:B:772:ILE:C	2.01	0.81
2:B:1102:LEU:HA	2:B:1105:GLN:HB2	1.63	0.81
2:B:1528:LEU:CD2	2:B:1591:CYS:HB2	2.10	0.81
3:C:2596:LEU:HG	3:C:2924:MET:HE1	1.61	0.81
4:D:148:GLU:CG	4:D:149:PRO:HD2	2.04	0.81
1:A:614:PHE:CG	1:A:644:LEU:HD22	2.15	0.81
1:A:944:LEU:HD11	1:A:1013:VAL:CG1	2.11	0.81
1:A:970:TYR:C	1:A:983:ALA:HB1	2.00	0.81
1:A:3212:VAL:HG23	1:A:3338:ALA:CB	2.11	0.81
1:A:3252:GLN:O	1:A:3255:GLU:CG	2.26	0.81
1:A:3313:SER:HA	1:A:3317:PHE:HD2	1.46	0.81
2:B:581:ASN:ND2	5:E:184:MET:HE3	1.95	0.81
2:B:3268:THR:HG22	2:B:3269:LEU:CD1	2.10	0.81
4:D:180:ILE:HG21	10:J:75:TYR:CE1	2.15	0.81
8:H:56:THR:CG2	9:I:88:THR:OG1	2.29	0.81
1:A:1234:GLY:HA2	1:A:1253:GLU:N	1.96	0.80
1:A:3248:LEU:HD13	17:Q:80:SER:C	2.01	0.80
1:A:3250:PRO:HD3	17:Q:106:PHE:HD2	1.44	0.80
3:C:354:VAL:HG11	3:C:357:ILE:HD12	0.93	0.80
5:E:48:ILE:HG13	12:L:23:PHE:HE2	1.44	0.80
7:G:58:SER:C	7:G:59:GLU:CA	2.50	0.80

Continued on next page...

Continued from previous page...

Atom-1	Atom-2	Interatomic distance (Å)	Clash overlap (Å)
1:A:1396:PRO:O	1:A:1400:TYR:CB	2.30	0.80
1:A:3251:ILE:CD1	17:Q:64:LYS:HB2	2.11	0.80
2:B:429:LEU:HG	2:B:489:PHE:HZ	1.43	0.80
2:B:448:LYS:HE2	2:B:513:ASP:OD2	1.81	0.80
2:B:858:ASN:CG	3:C:169:TYR:CE1	2.53	0.80
2:B:1378:LEU:CB	2:B:1424:GLU:HG2	2.11	0.80
2:B:1492:LYS:NZ	2:B:3606:GLN:CD	2.32	0.80
3:C:261:ILE:HG12	3:C:360:PRO:HB3	1.62	0.80
3:C:2734:PHE:HE2	3:C:2767:LYS:HG3	1.08	0.80
5:E:145:LEU:HD22	5:E:494:LEU:HG	1.63	0.80
6:F:51:LEU:CD2	7:G:116:ASP:HB2	2.11	0.80
15:O:38:ILE:HG22	15:O:67:LEU:HD11	1.63	0.80
1:A:688:PHE:CZ	1:A:693:MET:SD	2.74	0.80
1:A:760:ASP:OD2	1:A:764:ARG:CD	2.28	0.80
1:A:1429:ILE:HG22	1:A:1490:PHE:CZ	2.16	0.80
1:A:1458:MET:HE1	1:A:1518:TRP:CZ2	2.16	0.80
2:B:1511:VAL:CA	2:B:1570:VAL:HG22	1.95	0.80
4:D:91:TYR:CZ	13:M:80:LEU:CD1	2.63	0.80
4:D:378:ARG:HD3	5:E:137:THR:O	1.81	0.80
4:D:585:VAL:CG1	4:D:588:PRO:HD3	2.11	0.80
2:B:718:ILE:HD13	2:B:770:LYS:HA	1.64	0.80
2:B:913:PHE:HE2	2:B:1078:ILE:HD13	1.44	0.80
2:B:1107:ARG:HH21	2:B:1172:LYS:HE2	1.47	0.80
3:C:29:VAL:HG22	3:C:92:ALA:O	1.82	0.80
3:C:261:ILE:CG2	3:C:385:ASP:CB	2.58	0.80
3:C:2740:ILE:HG13	3:C:2744:LYS:CB	2.03	0.80
4:D:613:LEU:O	4:D:613:LEU:HD12	1.81	0.80
5:E:164:VAL:HG22	5:E:181:TYR:CD1	2.16	0.80
1:A:397:ILE:O	1:A:489:LYS:CB	2.30	0.80
1:A:550:HIS:CB	4:D:655:LEU:HA	2.09	0.80
1:A:700:LYS:CE	4:D:456:LEU:N	2.39	0.80
2:B:1230:MET:HE1	2:B:1267:TYR:N	1.97	0.80
5:E:80:TRP:CE3	5:E:81:PRO:HD2	2.16	0.80
6:F:48:ILE:HD11	6:F:98:LEU:HD21	1.58	0.80
10:J:61:ALA:CB	10:J:80:PHE:CZ	2.56	0.80
1:A:611:ARG:NH2	1:A:705:GLN:HB2	1.96	0.80
1:A:801:ILE:HD12	1:A:862:LEU:HD23	1.64	0.80
1:A:805:ARG:NH1	5:E:149:THR:HG22	1.96	0.80
1:A:3248:LEU:HB3	17:Q:81:ARG:N	1.95	0.80
2:B:444:LEU:HD22	5:E:515:LYS:HE2	1.62	0.80
2:B:966:LYS:O	3:C:344:ASN:CB	2.30	0.80

Continued on next page...

Continued from previous page...

Atom-1	Atom-2	Interatomic distance (Å)	Clash overlap (Å)
3:C:143:PRO:CD	3:C:187:TRP:NE1	2.44	0.80
3:C:771:GLU:CA	3:C:838:TRP:HH2	1.94	0.80
3:C:2636:LYS:O	3:C:2643:GLU:CD	2.18	0.80
4:D:91:TYR:CZ	13:M:80:LEU:HB2	2.16	0.80
4:D:195:ILE:CD1	9:I:94:LEU:CD2	2.59	0.80
1:A:761:LEU:HD21	1:A:874:HIS:HE1	1.41	0.80
1:A:761:LEU:C	1:A:761:LEU:HD13	2.02	0.80
2:B:861:ASP:OD2	3:C:171:ARG:HG2	1.82	0.80
5:E:385:SER:OG	5:E:394:TRP:CZ3	2.30	0.80
5:E:517:LYS:NZ	5:E:517:LYS:HB3	1.96	0.80
6:F:50:ALA:CB	8:H:83:GLN:CG	2.60	0.80
1:A:1012:LYS:NZ	1:A:1072:GLY:CA	2.44	0.80
1:A:1013:VAL:HA	1:A:1016:PHE:HE1	1.45	0.80
2:B:57:ASN:CA	2:B:70:LYS:O	2.25	0.80
2:B:551:TYR:HD2	2:B:622:VAL:HG11	1.43	0.80
2:B:791:HIS:HE1	2:B:866:ILE:HD13	1.42	0.80
2:B:1466:THR:HB	2:B:1522:GLN:OE1	1.82	0.80
3:C:225:GLN:OE1	3:C:225:GLN:N	2.14	0.80
3:C:2720:PRO:C	3:C:2798:PHE:CZ	2.55	0.80
4:D:70:MET:HE2	5:E:13:GLU:CG	2.10	0.80
4:D:105:MET:SD	14:N:48:GLN:HB2	2.22	0.80
4:D:569:TYR:OH	4:D:578:LYS:CG	2.27	0.80
4:D:584:ILE:HG21	4:D:614:VAL:HG21	1.61	0.80
8:H:64:ASN:HB2	9:I:81:GLU:CB	2.05	0.80
1:A:121:GLY:HA3	2:B:105:ALA:O	1.82	0.80
1:A:597:VAL:CB	4:D:502:ALA:CB	2.60	0.80
2:B:58:SER:H	2:B:70:LYS:C	1.85	0.80
2:B:799:VAL:C	2:B:800:LYS:CA	2.49	0.80
2:B:1467:PHE:CZ	2:B:1563:VAL:HG11	2.17	0.80
3:C:2708:GLN:OE1	3:C:2813:ILE:HD11	1.81	0.80
4:D:184:GLY:HA3	11:K:69:TYR:CD1	2.15	0.80
4:D:208:TYR:CE1	9:I:22:LYS:HB2	2.17	0.80
4:D:353:LEU:HG	4:D:363:LEU:HD21	1.64	0.80
4:D:367:LEU:HD12	4:D:368:TYR:O	1.82	0.80
12:L:84:CYS:HB3	13:M:56:ILE:HA	1.62	0.80
1:A:1274:GLY:HA3	4:D:160:GLN:OE1	1.81	0.80
1:A:3229:PRO:HB2	1:A:3233:ILE:HG23	1.62	0.80
2:B:939:ASN:O	3:C:283:THR:OG1	1.98	0.80
2:B:1208:LYS:HE3	2:B:1208:LYS:CA	2.12	0.80
2:B:1573:CYS:HA	2:B:1577:ARG:HD2	1.64	0.80
2:B:3178:VAL:HG11	2:B:3395:LEU:HD21	0.80	0.80

Continued on next page...

Continued from previous page...

Atom-1	Atom-2	Interatomic distance (Å)	Clash overlap (Å)
3:C:2592:LYS:HD2	3:C:2928:VAL:HG22	1.62	0.80
4:D:111:MET:CE	15:O:90:ILE:HB	2.10	0.80
4:D:367:LEU:HD11	4:D:371:THR:CG2	2.11	0.80
4:D:590:LEU:CD2	4:D:604:VAL:HG11	2.12	0.80
1:A:1597:LYS:NZ	1:A:1962:ILE:CD1	2.45	0.79
1:A:3046:PHE:CE2	1:A:3104:ILE:HD11	2.17	0.79
1:A:3307:GLU:HG2	17:Q:30:LYS:HA	0.82	0.79
2:B:555:LEU:HD21	2:B:625:LEU:HD23	1.64	0.79
2:B:762:ILE:HG22	2:B:766:ILE:CG1	2.09	0.79
4:D:177:ASN:HD21	13:M:60:ASN:HB3	1.41	0.79
5:E:288:VAL:HG21	5:E:335:ILE:HD13	1.64	0.79
1:A:597:VAL:HG11	4:D:502:ALA:HB2	1.61	0.79
1:A:937:LEU:CD1	1:A:1081:ILE:HG12	2.12	0.79
2:B:10:PRO:HA	2:B:25:GLN:O	1.81	0.79
3:C:196:PRO:N	3:C:239:TRP:CZ2	2.46	0.79
3:C:2636:LYS:O	3:C:2643:GLU:OE2	1.99	0.79
4:D:364:ALA:HB1	4:D:414:PHE:HE1	1.47	0.79
4:D:528:TRP:NE1	4:D:535:GLN:CB	2.45	0.79
15:O:30:TYR:N	15:O:31:PRO:CD	2.46	0.79
1:A:590:GLN:HG3	4:D:523:TRP:CZ3	2.18	0.79
1:A:3103:TYR:CE2	1:A:3444:VAL:CG2	2.42	0.79
1:A:3251:ILE:CD1	17:Q:64:LYS:CB	2.60	0.79
1:A:3308:PRO:CG	17:Q:57:LEU:HA	2.12	0.79
2:B:520:ARG:NH1	2:B:550:MET:CG	2.43	0.79
2:B:520:ARG:HH12	2:B:550:MET:HG3	1.44	0.79
2:B:961:SER:O	3:C:345:TRP:CZ2	2.35	0.79
2:B:3133:ILE:HG12	2:B:3440:LEU:HD12	1.64	0.79
4:D:113:GLY:CA	15:O:92:GLY:O	2.28	0.79
4:D:297:LYS:HZ1	4:D:328:LEU:HB2	1.44	0.79
4:D:417:ILE:HD12	4:D:474:VAL:HG23	1.64	0.79
6:F:40:ILE:HB	6:F:44:LYS:HB2	1.64	0.79
7:G:64:LEU:HB3	7:G:76:TYR:CE2	2.18	0.79
15:O:30:TYR:OH	15:O:126:VAL:CG1	2.29	0.79
1:A:1205:GLN:CD	4:D:166:PHE:HE2	1.85	0.79
1:A:3298:ILE:HA	1:A:3343:HIS:HE1	1.46	0.79
1:A:3308:PRO:CG	17:Q:58:SER:N	2.45	0.79
2:B:762:ILE:CG2	2:B:766:ILE:CG1	2.61	0.79
2:B:861:ASP:CG	3:C:171:ARG:HD2	2.02	0.79
2:B:1237:ARG:CD	2:B:1260:ALA:HA	2.12	0.79
2:B:1514:VAL:HG11	2:B:1570:VAL:HA	1.63	0.79
5:E:392:LYS:HB2	5:E:394:TRP:CH2	2.17	0.79

Continued on next page...

Continued from previous page...

Atom-1	Atom-2	Interatomic distance (Å)	Clash overlap (Å)
6:F:11:LEU:CD2	6:F:23:TYR:CD1	2.63	0.79
8:H:60:ILE:CD1	9:I:78:ILE:HG12	2.11	0.79
10:J:26:VAL:HG23	10:J:97:TYR:C	2.01	0.79
1:A:601:PRO:CG	1:A:698:GLU:HG2	2.12	0.79
1:A:686:VAL:HG23	1:A:731:LEU:HD23	1.58	0.79
1:A:857:ARG:HH11	5:E:200:TRP:HE1	1.21	0.79
1:A:1642:ALA:HB2	1:A:1652:GLN:HB2	1.61	0.79
1:A:3446:ASN:HA	1:A:3488:LEU:CD2	2.13	0.79
2:B:2333:PRO:HB3	20:B:5403:ATP:N1	1.96	0.79
3:C:2711:SER:HB2	3:C:2755:LEU:HD21	1.65	0.79
5:E:20:PHE:CZ	14:N:89:GLN:HA	2.16	0.79
5:E:263:GLU:HB3	5:E:264:PRO:CD	2.12	0.79
5:E:527:GLU:HA	5:E:530:LYS:HE3	1.63	0.79
7:G:107:THR:HG21	7:G:137:VAL:HG11	1.65	0.79
1:A:751:LEU:HD22	1:A:866:ILE:HD13	1.64	0.79
1:A:1126:VAL:HG21	1:A:1135:VAL:CG2	2.10	0.79
2:B:952:PRO:CD	3:C:223:THR:HG22	2.13	0.79
3:C:99:GLY:HA3	3:C:149:HIS:NE2	1.97	0.79
4:D:265:ARG:CD	5:E:125:GLN:HA	2.12	0.79
4:D:567:GLN:CG	4:D:578:LYS:HD2	2.12	0.79
5:E:59:HIS:CD2	10:J:90:HIS:NE2	2.51	0.79
6:F:26:PHE:CE1	6:F:49:ALA:HA	2.16	0.79
10:J:95:PHE:CZ	10:J:106:LEU:CD1	2.63	0.79
12:L:42:ILE:HD12	12:L:98:LEU:HD12	1.64	0.79
1:A:891:PHE:HD1	1:A:972:TRP:CE3	1.97	0.79
1:A:907:ASN:O	1:A:911:TYR:HD2	1.61	0.79
1:A:3345:LYS:HE3	1:A:3345:LYS:CA	2.12	0.79
2:B:791:HIS:CE1	2:B:866:ILE:CD1	2.64	0.79
4:D:83:PRO:HG3	10:J:92:LYS:HD2	1.64	0.79
5:E:117:GLU:CB	6:F:17:LEU:HD11	2.13	0.79
8:H:61:VAL:O	9:I:84:ALA:N	2.15	0.79
1:A:590:GLN:HB3	1:A:609:TRP:CZ2	2.17	0.79
1:A:704:ARG:HE	4:D:457:ALA:CB	1.94	0.79
1:A:3297:SER:O	1:A:3343:HIS:CE1	2.36	0.79
4:D:386:TYR:CG	4:D:433:LEU:HD11	2.18	0.79
6:F:14:LEU:CD2	6:F:23:TYR:CG	2.53	0.79
1:A:1088:TRP:O	1:A:1092:TRP:HD1	1.66	0.79
2:B:60:ASN:CB	2:B:81:ILE:CB	2.61	0.79
2:B:603:ILE:HD11	2:B:626:TYR:CD1	2.18	0.79
2:B:794:LEU:HD11	2:B:867:VAL:HA	1.63	0.79
2:B:801:ILE:CG1	2:B:878:ALA:CA	2.59	0.79

Continued on next page...

Continued from previous page...

Atom-1	Atom-2	Interatomic distance (Å)	Clash overlap (Å)
2:B:963:PHE:CZ	3:C:39:LEU:CA	2.65	0.79
2:B:1212:ILE:HG22	2:B:1213:PRO:CD	2.13	0.79
2:B:3136:TYR:HE1	2:B:3436:ASN:HD22	1.26	0.79
3:C:2706:PHE:HD1	3:C:2761:PRO:HG3	1.46	0.79
6:F:81:THR:HG21	7:G:114:VAL:HG23	1.61	0.79
15:O:22:LEU:CD1	15:O:23:ASN:ND2	2.45	0.79
18:R:82:ALA:HA	18:R:83:ASN:N	1.98	0.79
1:A:797:ASN:OD1	5:E:450:HIS:ND1	2.16	0.79
1:A:1126:VAL:HG22	1:A:1131:SER:OG	1.83	0.79
1:A:1396:PRO:CB	1:A:1400:TYR:CB	2.62	0.79
1:A:3304:GLU:HA	17:Q:55:LEU:O	1.83	0.79
1:A:3308:PRO:CD	17:Q:57:LEU:N	2.35	0.79
2:B:875:ILE:HG23	2:B:937:PHE:HB3	1.64	0.79
3:C:62:LEU:HD12	3:C:62:LEU:O	1.83	0.79
5:E:43:ARG:O	12:L:90:ALA:CB	2.31	0.79
7:G:58:SER:OG	7:G:62:ASP:HB2	1.82	0.79
1:A:670:LEU:CA	1:A:692:ILE:CD1	2.60	0.78
1:A:723:PHE:HD1	1:A:772:TRP:HZ2	1.29	0.78
1:A:1013:VAL:HA	1:A:1016:PHE:CE1	2.18	0.78
1:A:3311:ASN:HD21	17:Q:31:LEU:HA	1.47	0.78
2:B:595:LEU:CD2	5:E:389:TRP:CZ2	2.66	0.78
2:B:963:PHE:HE2	3:C:51:ILE:CG2	1.92	0.78
2:B:1139:LEU:CD2	2:B:1198:ILE:CG1	2.61	0.78
8:H:88:LEU:O	8:H:88:LEU:HD12	1.82	0.78
1:A:1504:VAL:HG13	1:A:1565:CYS:SG	2.23	0.78
2:B:2333:PRO:C	20:B:5403:ATP:N1	2.34	0.78
5:E:366:HIS:HE1	5:E:394:TRP:HH2	1.32	0.78
12:L:9:GLY:O	12:L:13:GLU:CG	2.31	0.78
12:L:77:ILE:HA	13:M:63:SER:CB	2.13	0.78
14:N:18:ASP:OD1	14:N:101:TYR:OH	2.00	0.78
15:O:30:TYR:H	15:O:31:PRO:CD	1.94	0.78
16:P:63:ARG:CB	16:P:119:PRO:CB	2.61	0.78
1:A:599:ASN:OD1	4:D:398:PRO:HG2	1.83	0.78
1:A:1430:ARG:CG	1:A:1490:PHE:CD2	2.65	0.78
2:B:966:LYS:CB	3:C:344:ASN:CA	2.55	0.78
2:B:1237:ARG:HD3	2:B:1260:ALA:CA	2.13	0.78
3:C:111:THR:HG21	3:C:187:TRP:CZ3	2.19	0.78
4:D:184:GLY:HA2	11:K:69:TYR:HD1	1.48	0.78
4:D:262:HIS:HA	5:E:125:GLN:NE2	1.99	0.78
6:F:50:ALA:HB2	8:H:83:GLN:HG3	1.65	0.78
6:F:84:SER:CB	6:F:106:ALA:HB2	2.13	0.78

Continued on next page...

Continued from previous page...

Atom-1	Atom-2	Interatomic distance (Å)	Clash overlap (Å)
1:A:794:LEU:C	1:A:794:LEU:HD13	2.03	0.78
1:A:1126:VAL:CB	1:A:1131:SER:OG	2.31	0.78
1:A:3248:LEU:CD1	17:Q:81:ARG:H	1.96	0.78
2:B:99:LEU:O	2:B:101:ASN:N	2.17	0.78
2:B:3302:ILE:CG2	2:B:3303:GLU:H	1.95	0.78
2:B:3445:LYS:CB	2:B:3487:PRO:HB3	2.14	0.78
3:C:2701:ILE:HD12	3:C:2704:LYS:HE3	1.64	0.78
3:C:2708:GLN:HE21	3:C:2809:ALA:C	1.86	0.78
3:C:2740:ILE:HG21	3:C:2744:LYS:CG	2.13	0.78
3:C:2745:LYS:CD	3:C:2749:VAL:HG11	2.13	0.78
4:D:360:ALA:CB	5:E:133:PHE:CZ	2.57	0.78
1:A:670:LEU:HD21	1:A:772:TRP:CD1	2.17	0.78
2:B:730:LEU:CD1	2:B:787:LEU:HD12	2.13	0.78
2:B:993:TYR:OH	2:B:1067:ILE:HG23	1.84	0.78
2:B:3139:GLY:HA2	2:B:3695:LEU:HD22	1.65	0.78
4:D:517:ILE:HD12	4:D:527:ILE:CG1	2.12	0.78
4:D:553:TYR:HE1	4:D:595:PHE:CZ	2.02	0.78
1:A:552:PHE:HA	1:A:568:ARG:HH12	1.47	0.78
1:A:751:LEU:CD2	1:A:866:ILE:HD13	2.14	0.78
1:A:935:VAL:CG2	1:A:944:LEU:HD21	2.01	0.78
1:A:1020:PHE:CA	1:A:1023:PHE:CE2	2.60	0.78
1:A:1031:ILE:HA	1:A:1092:TRP:CZ3	2.18	0.78
1:A:1161:SER:O	11:K:15:ASN:HB3	1.84	0.78
2:B:938:PHE:CE2	3:C:343:ASN:ND2	2.51	0.78
2:B:963:PHE:HE2	3:C:51:ILE:HG23	1.47	0.78
2:B:1234:GLU:OE1	2:B:1305:LEU:CA	2.26	0.78
2:B:1238:LYS:NZ	2:B:1308:LEU:HA	1.98	0.78
3:C:165:GLY:N	3:C:174:PHE:CE2	2.50	0.78
3:C:253:LEU:HD12	3:C:253:LEU:O	1.83	0.78
3:C:2708:GLN:CG	3:C:2809:ALA:HB1	2.13	0.78
1:A:598:ARG:H	4:D:460:LEU:HD13	1.48	0.78
1:A:598:ARG:CG	4:D:504:TYR:HD1	1.96	0.78
1:A:857:ARG:CZ	5:E:206:ASN:C	2.52	0.78
1:A:3446:ASN:HA	1:A:3488:LEU:HD21	1.64	0.78
2:B:598:ARG:CB	5:E:367:LEU:HD13	2.12	0.78
2:B:3301:ASN:HB3	2:B:3351:LYS:HZ3	1.48	0.78
3:C:159:TYR:HB3	3:C:177:LEU:HD11	1.66	0.78
3:C:2800:PRO:HB3	3:C:2818:VAL:CG2	2.14	0.78
4:D:241:PHE:CZ	7:G:78:ILE:HD12	2.18	0.78
12:L:86:LEU:HD12	13:M:54:ASN:CB	2.13	0.78
1:A:576:TYR:HD1	1:A:620:PRO:O	1.63	0.78

Continued on next page...

Continued from previous page...

Atom-1	Atom-2	Interatomic distance (Å)	Clash overlap (Å)
1:A:732:TYR:CD1	4:D:391:ARG:CG	2.59	0.78
1:A:1121:LYS:CD	1:A:1138:THR:HG22	2.12	0.78
2:B:888:PRO:O	2:B:891:ILE:CG2	2.32	0.78
3:C:53:PRO:HG2	3:C:81:PRO:HB3	1.65	0.78
4:D:201:GLN:NE2	9:I:102:ASN:CB	2.46	0.78
1:A:597:VAL:HG11	4:D:477:GLU:CB	2.13	0.78
1:A:607:ILE:HD11	1:A:655:PHE:HA	1.66	0.78
1:A:3304:GLU:HA	17:Q:55:LEU:C	2.04	0.78
2:B:676:SER:O	2:B:679:ARG:HG2	1.84	0.78
2:B:679:ARG:O	2:B:683:GLU:CG	2.30	0.78
2:B:736:LEU:HA	2:B:855:SER:CB	2.13	0.78
2:B:963:PHE:HZ	3:C:39:LEU:CA	1.95	0.78
2:B:1081:GLN:HB3	2:B:1082:PRO:HD3	1.66	0.78
3:C:2734:PHE:HE2	3:C:2767:LYS:CE	1.97	0.78
4:D:184:GLY:HA3	11:K:69:TYR:HD1	1.44	0.78
4:D:285:PRO:HG3	4:D:584:ILE:CG2	2.12	0.78
4:D:386:TYR:CD1	4:D:433:LEU:HD11	2.18	0.78
4:D:640:LYS:HE2	4:D:640:LYS:HA	1.66	0.78
5:E:42:GLN:HE22	12:L:91:ASN:ND2	1.82	0.78
5:E:112:LEU:O	5:E:116:VAL:HG23	1.83	0.78
8:H:57:TRP:CZ3	8:H:88:LEU:HD13	2.19	0.78
10:J:19:LYS:HG2	10:J:28:TRP:CE3	2.18	0.78
1:A:737:TYR:CD1	1:A:759:LEU:HD23	2.19	0.78
1:A:936:GLN:HA	1:A:1081:ILE:CG1	2.08	0.78
1:A:1146:GLN:HG2	13:M:9:ALA:HB2	1.47	0.78
1:A:1632:ASP:CB	1:A:1892:PHE:CE1	2.63	0.78
1:A:3257:VAL:CB	1:A:3266:VAL:CG1	2.35	0.78
1:A:3347:LYS:O	1:A:3351:PRO:HD3	1.82	0.78
2:B:1119:LYS:HB3	2:B:1138:LYS:HZ2	1.49	0.78
2:B:1607:PRO:HB2	2:B:1946:SER:OG	1.83	0.78
2:B:2334:TYR:CA	20:B:5403:ATP:C2	2.66	0.78
3:C:1983:THR:CB	19:C:4305:ADP:HN62	1.96	0.78
4:D:351:MET:HE2	4:D:351:MET:HA	1.66	0.78
5:E:23:THR:HG22	14:N:88:TYR:HD1	1.48	0.78
10:J:38:GLU:CG	15:O:29:PHE:CZ	2.67	0.78
1:A:732:TYR:CD2	4:D:391:ARG:NE	2.44	0.77
2:B:2190:LYS:HE3	20:B:5403:ATP:O3G	1.83	0.77
2:B:3119:LYS:NZ	2:B:3119:LYS:HB3	1.99	0.77
2:B:3203:ALA:HB2	2:B:3370:LYS:CB	2.12	0.77
2:B:3301:ASN:CG	2:B:3351:LYS:HZ3	1.86	0.77
4:D:248:MET:CE	7:G:147:VAL:CG2	2.62	0.77

Continued on next page...

Continued from previous page...

Atom-1	Atom-2	Interatomic distance (Å)	Clash overlap (Å)
4:D:299:VAL:HG11	4:D:605:GLY:HA3	1.66	0.77
1:A:971:ASN:HB3	1:A:983:ALA:CA	2.14	0.77
1:A:3249:ILE:HG12	1:A:3273:TYR:CA	2.05	0.77
2:B:679:ARG:HB3	5:E:186:PHE:CZ	2.19	0.77
2:B:1117:ILE:O	2:B:1120:THR:OG1	2.00	0.77
3:C:53:PRO:CG	3:C:81:PRO:CB	2.62	0.77
4:D:426:TRP:CZ3	4:D:435:PRO:HB3	2.19	0.77
6:F:26:PHE:CD1	6:F:49:ALA:CB	2.67	0.77
14:N:116:ALA:C	15:O:131:PHE:HE1	1.86	0.77
2:B:581:ASN:OD1	2:B:581:ASN:O	2.01	0.77
3:C:2784:ASN:O	3:C:2787:ILE:CG2	2.28	0.77
4:D:66:LEU:HD22	4:D:66:LEU:H	1.48	0.77
4:D:517:ILE:CD1	4:D:527:ILE:HG12	2.13	0.77
8:H:66:GLY:N	9:I:56:ILE:HG21	1.99	0.77
14:N:89:GLN:HE21	14:N:94:ASP:CG	1.88	0.77
1:A:700:LYS:HE3	1:A:720:GLU:CD	2.03	0.77
1:A:1101:HIS:CA	1:A:1163:LEU:CD1	2.62	0.77
2:B:969:LEU:CD1	3:C:343:ASN:ND2	2.46	0.77
2:B:1378:LEU:CA	2:B:1424:GLU:HG2	2.13	0.77
2:B:1610:TYR:CD2	2:B:1942:GLY:HA2	2.20	0.77
3:C:354:VAL:HG22	3:C:357:ILE:H	1.49	0.77
1:A:3300:GLU:HB3	17:Q:76:ILE:CA	2.14	0.77
1:A:3305:LEU:HD11	17:Q:102:LEU:CA	2.10	0.77
2:B:1139:LEU:CD2	2:B:1198:ILE:HG12	2.14	0.77
2:B:1456:PHE:CE1	2:B:1458:PHE:CZ	2.70	0.77
3:C:99:GLY:CA	3:C:149:HIS:HE1	1.95	0.77
4:D:81:GLN:OE1	15:O:110:TYR:CZ	2.37	0.77
1:A:332:PRO:CA	1:A:380:ARG:CB	2.62	0.77
1:A:674:LEU:HD12	1:A:675:ILE:HG23	1.65	0.77
1:A:3261:LYS:HG3	1:A:3324:LYS:HE3	1.67	0.77
2:B:794:LEU:HA	2:B:797:PHE:HD2	1.42	0.77
2:B:899:LEU:HD11	2:B:900:PHE:HD1	1.48	0.77
2:B:969:LEU:HD13	3:C:343:ASN:HB2	0.78	0.77
2:B:1474:MET:HE1	2:B:1515:VAL:CG1	2.14	0.77
3:C:208:MET:HB2	3:C:296:ILE:HD13	1.65	0.77
3:C:2636:LYS:C	3:C:2643:GLU:OE2	2.23	0.77
4:D:395:HIS:CD2	4:D:399:VAL:CG1	2.65	0.77
5:E:48:ILE:HB	12:L:88:PHE:CE2	2.20	0.77
5:E:80:TRP:O	8:H:80:TYR:CE1	2.37	0.77
10:J:77:HIS:CG	11:K:70:VAL:CG2	2.67	0.77
1:A:113:GLY:O	1:A:116:ASN:N	2.17	0.77

Continued on next page...

Continued from previous page...

Atom-1	Atom-2	Interatomic distance (Å)	Clash overlap (Å)
1:A:590:GLN:CG	4:D:523:TRP:HZ3	1.97	0.77
1:A:3117:PHE:CD2	1:A:3429:TRP:CE3	2.72	0.77
1:A:3293:PHE:CZ	1:A:3335:TRP:HH2	2.02	0.77
2:B:1058:LYS:HG3	2:B:1166:GLU:C	2.04	0.77
2:B:1139:LEU:HD21	2:B:1198:ILE:CD1	2.13	0.77
2:B:1450:TRP:C	2:B:1454:GLN:HG3	2.05	0.77
2:B:1607:PRO:HB3	2:B:1946:SER:CB	2.06	0.77
2:B:3118:TYR:OH	2:B:3452:LEU:HB2	1.85	0.77
3:C:24:HIS:CD2	3:C:325:SER:HG	1.98	0.77
3:C:2734:PHE:CE2	3:C:2767:LYS:HD2	2.04	0.77
6:F:26:PHE:CE1	6:F:49:ALA:CA	2.67	0.77
1:A:2872:GLY:HA2	19:A:4703:ADP:O1A	1.85	0.77
3:C:379:LYS:HA	3:C:419:GLU:HA	1.66	0.77
3:C:2721:GLU:CG	3:C:2803:MET:HE2	2.14	0.77
3:C:2723:PHE:CZ	3:C:2749:VAL:HG11	2.18	0.77
4:D:238:SER:O	4:D:239:THR:N	2.17	0.77
4:D:595:PHE:HD1	4:D:602:LEU:CD2	1.92	0.77
5:E:259:ASN:HD22	5:E:299:GLY:N	1.81	0.77
1:A:847:PHE:HZ	1:A:851:LYS:NZ	1.82	0.77
1:A:3242:VAL:CG1	17:Q:80:SER:CB	2.61	0.77
2:B:356:GLN:CB	2:B:419:PHE:CE1	2.68	0.77
2:B:555:LEU:CG	2:B:625:LEU:CD2	2.50	0.77
2:B:741:ILE:HG22	2:B:745:GLU:OE2	1.84	0.77
2:B:3261:ILE:HG22	2:B:3306:ILE:CG2	2.13	0.77
8:H:32:ILE:HD11	8:H:81:VAL:HG11	1.67	0.77
14:N:25:PHE:CE1	14:N:103:ILE:HG23	1.86	0.77
1:A:1013:VAL:HG13	1:A:1076:LEU:HD11	1.64	0.77
2:B:501:ARG:NH1	4:D:491:GLN:CG	2.45	0.77
2:B:532:THR:CG2	2:B:536:ILE:HG13	2.13	0.77
2:B:1604:LYS:O	2:B:1945:GLN:OE1	2.02	0.77
2:B:3231:VAL:CG2	2:B:3342:ASN:HB3	2.15	0.77
3:C:85:HIS:H	3:C:85:HIS:CD2	2.02	0.77
10:J:35:ASP:HB2	15:O:32:SER:HB3	1.65	0.77
1:A:872:ASP:OD1	1:A:873:PRO:CD	2.33	0.76
1:A:3099:TYR:CD1	1:A:3447:VAL:HG12	2.21	0.76
1:A:3350:LYS:CB	1:A:3351:PRO:HD3	2.15	0.76
2:B:1160:ILE:HG21	2:B:1180:GLU:OE2	1.85	0.76
2:B:1444:LEU:O	2:B:1448:GLU:HG3	1.85	0.76
3:C:29:VAL:CG1	3:C:95:MET:SD	2.72	0.76
3:C:113:ILE:HD13	3:C:185:PHE:CZ	2.20	0.76
3:C:250:LYS:HG3	3:C:273:VAL:CG1	2.15	0.76

Continued on next page...

Continued from previous page...

Atom-1	Atom-2	Interatomic distance (Å)	Clash overlap (Å)
5:E:261:HIS:HE1	5:E:283:SER:HB3	1.50	0.76
1:A:806:ILE:HD11	1:A:890:TYR:CD2	2.20	0.76
1:A:3236:ILE:HG21	1:A:3333:LEU:N	2.00	0.76
2:B:3164:VAL:HG12	2:B:3409:ALA:HB2	1.67	0.76
3:C:2685:ASP:O	3:C:2689:PRO:CD	2.30	0.76
3:C:2742:LYS:HE2	3:C:2785:VAL:HG21	1.65	0.76
3:C:2754:SER:HA	3:C:2757:LEU:HD12	1.67	0.76
3:C:2774:VAL:HG12	3:C:2780:VAL:HG21	1.68	0.76
4:D:116:ILE:HD11	5:E:43:ARG:NH1	2.00	0.76
4:D:367:LEU:HD21	4:D:371:THR:OG1	1.84	0.76
14:N:85:ILE:HG21	14:N:98:ILE:HD12	1.55	0.76
1:A:971:ASN:CB	1:A:983:ALA:HA	2.15	0.76
2:B:53:ILE:CB	2:B:90:ALA:HB2	2.16	0.76
2:B:578:LEU:H	2:B:578:LEU:HD12	1.48	0.76
2:B:952:PRO:CD	3:C:223:THR:CG2	2.63	0.76
3:C:180:LEU:HD22	3:C:187:TRP:CE3	2.20	0.76
3:C:217:PHE:CE1	3:C:246:HIS:HB2	2.21	0.76
4:D:532:TYR:CE1	4:D:652:MET:HE1	2.21	0.76
1:A:53:ILE:HA	1:A:54:PHE:N	2.00	0.76
1:A:119:ILE:O	2:B:107:ASP:O	2.03	0.76
1:A:397:ILE:CB	1:A:489:LYS:O	2.33	0.76
1:A:797:ASN:OD1	5:E:450:HIS:NE2	2.16	0.76
1:A:933:VAL:HG22	1:A:951:ILE:HD11	1.68	0.76
1:A:1396:PRO:C	1:A:1400:TYR:CB	2.53	0.76
2:B:533:ARG:HG2	2:B:534:PRO:CD	2.13	0.76
3:C:1333:VAL:HG12	3:C:1340:GLN:HE21	1.51	0.76
3:C:2698:LEU:HD23	3:C:2698:LEU:C	2.04	0.76
4:D:236:MET:CB	7:G:143:PHE:CZ	2.68	0.76
5:E:100:GLU:OE1	6:F:34:LYS:NZ	2.15	0.76
14:N:73:LEU:O	15:O:95:LEU:HB2	1.86	0.76
1:A:801:ILE:HB	1:A:862:LEU:CD2	2.15	0.76
2:B:966:LYS:HD2	3:C:345:TRP:CG	2.16	0.76
3:C:2800:PRO:CD	3:C:2801:GLU:N	2.42	0.76
5:E:46:ASN:C	12:L:88:PHE:CE1	2.59	0.76
5:E:391:CYS:SG	5:E:427:LEU:CD1	2.74	0.76
13:M:7:VAL:HG12	13:M:75:PHE:CB	2.16	0.76
1:A:473:LEU:C	1:A:478:LEU:CB	2.54	0.76
1:A:1030:SER:O	1:A:1092:TRP:CZ2	2.38	0.76
1:A:1048:TYR:HD1	1:A:1100:LEU:HD12	1.50	0.76
1:A:1595:LYS:HD2	1:A:1681:GLU:OE1	1.86	0.76
2:B:731:PRO:O	2:B:735:PRO:CD	2.34	0.76

Continued on next page...

Continued from previous page...

Atom-1	Atom-2	Interatomic distance (Å)	Clash overlap (Å)
2:B:963:PHE:HD2	3:C:51:ILE:HG21	1.48	0.76
2:B:1068:LYS:CB	2:B:1084:LYS:HE2	2.15	0.76
2:B:1455:VAL:HG12	2:B:1456:PHE:N	1.99	0.76
2:B:1465:LYS:HD2	2:B:1561:SER:HA	1.68	0.76
3:C:1014:ILE:HD11	3:C:1037:LEU:HD12	1.67	0.76
3:C:2708:GLN:HE22	3:C:2813:ILE:HG13	1.48	0.76
3:C:2793:LEU:CA	3:C:2796:PRO:CG	2.63	0.76
4:D:68:GLU:HG2	5:E:12:LYS:HA	1.66	0.76
5:E:48:ILE:H	12:L:88:PHE:HE2	1.15	0.76
2:B:960:ARG:CD	3:C:287:PHE:HZ	1.88	0.76
2:B:1237:ARG:NH2	2:B:1262:ASP:CB	2.49	0.76
2:B:1329:PRO:CB	2:B:1412:PHE:CB	2.64	0.76
2:B:2333:PRO:CB	20:B:5403:ATP:C6	2.67	0.76
1:A:598:ARG:HB2	4:D:460:LEU:CG	2.16	0.76
1:A:1146:GLN:NE2	13:M:9:ALA:C	2.39	0.76
1:A:1205:GLN:CG	4:D:166:PHE:HE2	1.99	0.76
2:B:444:LEU:HA	5:E:515:LYS:CD	2.13	0.76
3:C:2708:GLN:CD	3:C:2813:ILE:CD1	2.53	0.76
4:D:90:ASP:CG	13:M:32:LYS:CG	2.47	0.76
5:E:261:HIS:HD1	5:E:283:SER:HG	1.12	0.76
1:A:1031:ILE:HA	1:A:1092:TRP:CH2	2.21	0.76
1:A:1276:GLN:NE2	4:D:153:HIS:HA	2.00	0.76
2:B:718:ILE:CD1	2:B:773:VAL:HB	2.12	0.76
2:B:745:GLU:O	2:B:749:LYS:HG3	1.85	0.76
2:B:1467:PHE:CB	2:B:1470:LEU:CD1	2.40	0.76
1:A:763:LEU:HD22	1:A:780:TYR:OH	1.86	0.76
1:A:1140:GLU:OE2	4:D:165:LYS:CD	2.33	0.76
1:A:1458:MET:SD	1:A:1548:TRP:CD1	2.78	0.76
1:A:3110:LEU:CD1	1:A:3443:LEU:HD22	2.14	0.76
2:B:429:LEU:HD11	2:B:489:PHE:CZ	2.13	0.76
2:B:957:GLN:NE2	3:C:322:GLU:OE2	2.19	0.76
2:B:1467:PHE:HB3	2:B:1470:LEU:CG	2.15	0.76
3:C:25:THR:HG21	3:C:87:SER:HB2	1.66	0.76
3:C:2721:GLU:N	3:C:2798:PHE:CZ	2.54	0.76
4:D:80:PRO:CG	15:O:103:TRP:CE2	2.68	0.76
4:D:92:TYR:CD2	13:M:29:LYS:HB2	2.21	0.76
4:D:163:ARG:HD3	12:L:73:GLU:OE2	1.86	0.76
4:D:543:MET:SD	4:D:563:MET:CG	2.74	0.76
5:E:50:LEU:HD21	12:L:23:PHE:CB	2.16	0.76
7:G:114:VAL:HG11	7:G:123:LEU:HG	1.68	0.76
1:A:597:VAL:HB	4:D:477:GLU:HG2	1.65	0.75

Continued on next page...

Continued from previous page...

Atom-1	Atom-2	Interatomic distance (Å)	Clash overlap (Å)
1:A:597:VAL:CB	4:D:502:ALA:HB2	2.16	0.75
1:A:801:ILE:CB	5:E:149:THR:HB	2.16	0.75
1:A:3215:ILE:HG23	1:A:3219:ASP:OD2	1.83	0.75
1:A:3442:LYS:HD2	1:A:3485:THR:CA	2.16	0.75
2:B:410:ASN:O	2:B:414:VAL:HG23	1.87	0.75
2:B:679:ARG:HA	5:E:186:PHE:HZ	1.48	0.75
3:C:265:LYS:CE	3:C:356:THR:CG2	2.42	0.75
3:C:3970:LEU:HD23	3:C:3990:LEU:HD21	1.66	0.75
4:D:105:MET:CE	14:N:51:ILE:HD12	2.16	0.75
4:D:111:MET:CE	15:O:90:ILE:CB	2.62	0.75
4:D:175:THR:OG1	13:M:60:ASN:CA	2.34	0.75
5:E:57:SER:O	10:J:90:HIS:CG	2.39	0.75
12:L:21:ILE:HD13	12:L:96:PHE:HB3	1.68	0.75
1:A:723:PHE:CD1	1:A:772:TRP:HZ2	2.02	0.75
1:A:1230:TYR:O	1:A:1256:TYR:CA	2.33	0.75
1:A:1536:LEU:HD12	1:A:1536:LEU:N	2.01	0.75
1:A:3237:MET:SD	1:A:3332:ILE:HD13	2.26	0.75
1:A:3261:LYS:HG2	1:A:3262:GLU:N	2.01	0.75
2:B:797:PHE:CE1	2:B:871:ILE:HD13	2.22	0.75
2:B:1511:VAL:CG2	2:B:1570:VAL:CG1	2.64	0.75
3:C:2013:GLY:HA2	19:C:4305:ADP:O1A	1.86	0.75
3:C:2639:ASP:CB	3:C:2643:GLU:CG	2.64	0.75
1:A:15:THR:CB	2:B:19:SER:HA	2.16	0.75
1:A:1536:LEU:CD2	2:B:3891:GLU:HG3	2.16	0.75
1:A:3232:ILE:CG2	1:A:3316:TRP:HE3	1.98	0.75
2:B:1139:LEU:HD21	2:B:1198:ILE:HD11	1.68	0.75
2:B:1531:ILE:HD12	2:B:1595:LEU:CD1	2.13	0.75
2:B:3264:ASN:CG	2:B:3303:GLU:OE1	2.24	0.75
4:D:170:THR:CG2	13:M:66:ILE:CB	2.52	0.75
4:D:251:MET:CG	7:G:136:MET:CE	2.63	0.75
5:E:129:LEU:HD11	6:F:80:ARG:CD	2.16	0.75
5:E:259:ASN:ND2	5:E:299:GLY:N	2.34	0.75
6:F:19:GLY:O	6:F:101:GLN:HA	1.86	0.75
12:L:21:ILE:HG21	12:L:24:ASN:HB2	1.68	0.75
14:N:116:ALA:C	15:O:131:PHE:CE1	2.59	0.75
1:A:857:ARG:HG3	5:E:206:ASN:HA	1.67	0.75
1:A:1026:LEU:HD23	1:A:1026:LEU:O	1.86	0.75
1:A:1041:ASN:HA	1:A:1047:ASN:HD21	1.51	0.75
1:A:1429:ILE:CG2	1:A:1490:PHE:HZ	1.98	0.75
1:A:1511:TRP:CA	1:A:1574:LEU:HD13	2.17	0.75
2:B:3067:ILE:HD11	2:B:3119:LYS:HD2	1.68	0.75

Continued on next page...

Continued from previous page...

Atom-1	Atom-2	Interatomic distance (Å)	Clash overlap (Å)
3:C:2698:LEU:CD1	3:C:2772:LYS:HB2	2.15	0.75
4:D:398:PRO:CD	4:D:419:SER:HB3	2.06	0.75
5:E:45:PRO:HA	12:L:89:ASP:HA	1.68	0.75
12:L:16:LEU:HD12	12:L:17:PRO:HD2	0.87	0.75
13:M:14:GLU:OE1	13:M:14:GLU:N	2.20	0.75
2:B:575:ASN:H	5:E:481:GLN:NE2	1.82	0.75
3:C:218:GLY:HA3	3:C:253:LEU:HD21	1.66	0.75
4:D:91:TYR:HB2	13:M:28:VAL:CG1	2.17	0.75
6:F:19:GLY:O	6:F:101:GLN:CA	2.35	0.75
6:F:84:SER:HB3	6:F:106:ALA:CB	2.17	0.75
6:F:84:SER:CB	6:F:106:ALA:CB	2.65	0.75
16:P:16:GLU:CA	16:P:74:LEU:CB	2.64	0.75
1:A:717:LEU:HD21	4:D:454:ILE:C	2.07	0.75
1:A:1458:MET:CE	1:A:1518:TRP:CZ2	2.69	0.75
2:B:422:ARG:NH1	2:B:422:ARG:HB2	2.02	0.75
2:B:725:ILE:HG23	2:B:780:VAL:HG21	1.69	0.75
2:B:3301:ASN:HB3	2:B:3351:LYS:NZ	2.01	0.75
4:D:294:GLN:NE2	4:D:294:GLN:HA	2.02	0.75
5:E:394:TRP:NE1	5:E:401:PRO:HB3	2.00	0.75
1:A:599:ASN:CB	4:D:419:SER:OG	2.34	0.75
2:B:583:PRO:CB	2:B:683:GLU:HG2	2.16	0.75
2:B:603:ILE:CD1	2:B:626:TYR:CZ	2.70	0.75
3:C:2698:LEU:HD23	3:C:2698:LEU:O	1.86	0.75
4:D:351:MET:HA	4:D:351:MET:CE	2.17	0.75
5:E:61:VAL:HG21	10:J:106:LEU:CD2	2.13	0.75
5:E:355:ILE:HD12	5:E:355:ILE:N	2.01	0.75
8:H:12:LYS:HG2	8:H:80:TYR:HE2	1.44	0.75
1:A:1013:VAL:O	1:A:1016:PHE:CD1	2.40	0.75
1:A:1020:PHE:CE1	1:A:1069:TYR:CZ	2.75	0.75
1:A:3120:GLY:HA2	1:A:3696:LEU:HD13	1.67	0.75
2:B:425:ASP:O	2:B:489:PHE:CZ	2.40	0.75
2:B:938:PHE:CD2	2:B:956:LEU:HD11	2.22	0.75
2:B:957:GLN:OE1	3:C:252:ASN:ND2	2.20	0.75
3:C:29:VAL:HG11	3:C:95:MET:SD	2.27	0.75
3:C:163:GLY:HA2	3:C:174:PHE:HD2	1.52	0.75
3:C:2721:GLU:HA	3:C:2798:PHE:CZ	2.21	0.75
7:G:111:ARG:O	7:G:114:VAL:CG1	2.34	0.75
9:I:81:GLU:OE1	9:I:102:ASN:HB2	1.86	0.75
1:A:57:TYR:HA	1:A:103:ASP:HA	1.68	0.75
1:A:3141:GLU:O	1:A:3145:LEU:HG	1.87	0.75
4:D:115:TYR:HH	14:N:78:HIS:CD2	1.96	0.75

Continued on next page...

Continued from previous page...

Atom-1	Atom-2	Interatomic distance (Å)	Clash overlap (Å)
5:E:334:LEU:HD22	5:E:375:ARG:HH21	1.52	0.75
8:H:60:ILE:HG12	9:I:85:TYR:CG	2.21	0.75
1:A:3046:PHE:HE2	1:A:3104:ILE:HD11	1.52	0.74
2:B:1447:ILE:HD11	2:B:1484:LEU:CB	2.18	0.74
2:B:1559:MET:HG2	2:B:1577:ARG:HH22	1.51	0.74
5:E:59:HIS:CD2	10:J:90:HIS:CE1	2.70	0.74
9:I:27:SER:HB2	9:I:96:PHE:HB3	1.69	0.74
1:A:697:ARG:HH11	4:D:458:CYS:HB2	1.46	0.74
1:A:3248:LEU:CB	17:Q:81:ARG:H	1.98	0.74
2:B:858:ASN:ND2	3:C:169:TYR:CE2	2.42	0.74
2:B:938:PHE:O	3:C:283:THR:HG23	1.85	0.74
2:B:1374:THR:O	2:B:1420:LEU:CB	2.35	0.74
3:C:10:LEU:HD23	3:C:65:ASN:C	2.06	0.74
3:C:39:LEU:H	3:C:53:PRO:HA	1.51	0.74
3:C:220:TRP:HB2	3:C:251:TRP:HB2	1.69	0.74
8:H:16:MET:SD	8:H:77:ILE:HB	2.27	0.74
10:J:32:CYS:SG	10:J:96:ILE:CG1	2.75	0.74
1:A:246:TRP:CB	1:A:317:LEU:CB	2.65	0.74
1:A:800:ASP:CB	5:E:147:SER:O	2.34	0.74
1:A:1560:LYS:HB2	1:A:1563:PRO:HG2	1.69	0.74
1:A:3247:ARG:HG2	17:Q:127:ASN:N	2.00	0.74
1:A:3248:LEU:HD12	17:Q:80:SER:CB	2.15	0.74
2:B:871:ILE:HG13	2:B:944:ILE:HD12	1.69	0.74
2:B:881:HIS:NE2	2:B:885:GLN:NE2	2.35	0.74
3:C:2745:LYS:HE3	3:C:2749:VAL:HG11	0.78	0.74
4:D:247:ILE:HD13	5:E:129:LEU:HD22	1.67	0.74
5:E:384:LEU:CG	5:E:417:TRP:NE1	2.50	0.74
1:A:797:ASN:CA	5:E:450:HIS:NE2	2.49	0.74
1:A:1433:LEU:HD11	1:A:1490:PHE:CD1	2.19	0.74
1:A:1634:ILE:HD13	1:A:1656:ILE:CG2	2.17	0.74
2:B:1488:LYS:CB	2:B:1501:VAL:CB	2.65	0.74
3:C:293:VAL:HG21	3:C:304:ILE:HD12	1.70	0.74
5:E:266:THR:CG2	5:E:320:THR:HA	2.09	0.74
5:E:282:THR:HG22	5:E:288:VAL:HG22	1.68	0.74
1:A:797:ASN:HA	5:E:450:HIS:NE2	2.02	0.74
1:A:1487:VAL:HG23	1:A:1490:PHE:HE1	1.51	0.74
1:A:1596:ARG:HG2	1:A:1603:TYR:CE2	2.23	0.74
1:A:1637:VAL:CG1	1:A:1653:ILE:HG23	2.18	0.74
1:A:3042:PHE:CE2	1:A:3100:LYS:HE2	2.22	0.74
2:B:969:LEU:CD1	3:C:343:ASN:CG	2.55	0.74
2:B:1531:ILE:HG21	2:B:1595:LEU:CD1	2.15	0.74

Continued on next page...

Continued from previous page...

Atom-1	Atom-2	Interatomic distance (Å)	Clash overlap (Å)
2:B:1610:TYR:CD2	2:B:1942:GLY:CA	2.70	0.74
3:C:159:TYR:CD1	3:C:179:VAL:HG21	2.23	0.74
3:C:2927:ASP:HB3	3:C:2974:ILE:HG21	1.69	0.74
4:D:501:LEU:HB2	4:D:522:ASP:HB2	1.69	0.74
1:A:935:VAL:HG12	1:A:1081:ILE:HD12	1.69	0.74
1:A:1417:GLU:HG2	1:A:1421:GLU:HG3	1.69	0.74
1:A:1458:MET:CE	1:A:1548:TRP:CD1	2.70	0.74
2:B:963:PHE:CE2	3:C:51:ILE:HG23	2.21	0.74
3:C:214:LEU:HD12	3:C:232:TYR:O	1.86	0.74
4:D:174:GLN:HE22	12:L:50:GLU:N	1.85	0.74
7:G:137:VAL:HG22	7:G:146:ILE:HG12	1.70	0.74
14:N:115:MET:HE2	15:O:129:CYS:CB	2.17	0.74
1:A:597:VAL:CG1	4:D:460:LEU:HD11	2.16	0.74
2:B:1058:LYS:HG3	2:B:1166:GLU:O	1.83	0.74
2:B:3264:ASN:HB2	2:B:3306:ILE:HD13	1.67	0.74
3:C:12:GLN:NE2	3:C:349:LEU:HB2	2.01	0.74
3:C:180:LEU:CD2	3:C:187:TRP:CH2	2.71	0.74
4:D:567:GLN:CD	4:D:578:LYS:CD	2.55	0.74
1:A:789:LYS:O	5:E:433:TRP:CZ2	2.41	0.74
1:A:801:ILE:CA	5:E:149:THR:CB	2.57	0.74
1:A:1638:THR:HG21	1:A:1655:GLN:HE21	0.61	0.74
2:B:410:ASN:O	2:B:414:VAL:CG2	2.35	0.74
3:C:176:ASP:CG	3:C:189:ARG:HH11	1.90	0.74
3:C:180:LEU:CD2	3:C:187:TRP:CZ3	2.70	0.74
3:C:180:LEU:HD23	3:C:187:TRP:CZ2	2.21	0.74
3:C:2600:LYS:NZ	3:C:2914:ILE:O	2.20	0.74
4:D:80:PRO:HG2	15:O:103:TRP:HZ2	1.52	0.74
5:E:355:ILE:HD12	5:E:355:ILE:H	1.53	0.74
7:G:58:SER:O	7:G:62:ASP:HB3	1.88	0.74
1:A:804:ASN:ND2	5:E:489:GLU:HB3	2.03	0.74
1:A:1126:VAL:HA	1:A:1131:SER:HG	1.50	0.74
1:A:1598:LYS:CD	1:A:1681:GLU:OE2	2.35	0.74
1:A:3248:LEU:HD12	17:Q:80:SER:CA	2.16	0.74
2:B:900:PHE:CZ	2:B:933:TRP:HH2	2.03	0.74
2:B:969:LEU:HD11	3:C:343:ASN:ND2	2.03	0.74
1:A:601:PRO:CB	1:A:698:GLU:CD	2.53	0.74
1:A:697:ARG:HH12	4:D:458:CYS:HB3	1.49	0.74
1:A:1007:GLN:HA	1:A:1010:LYS:HE2	1.70	0.74
2:B:589:LEU:CD1	2:B:687:PHE:CZ	2.71	0.74
2:B:1511:VAL:CG2	2:B:1570:VAL:HG11	2.17	0.74
3:C:289:ASP:OD2	3:C:317:LYS:HE3	1.86	0.74

Continued on next page...

Continued from previous page...

Atom-1	Atom-2	Interatomic distance (Å)	Clash overlap (Å)
3:C:2730:LEU:HD21	3:C:2744:LYS:H	1.53	0.74
5:E:110:LYS:O	5:E:114:GLU:HG3	1.88	0.74
1:A:5:LYS:CB	1:A:48:GLU:HA	2.17	0.73
1:A:8:LYS:CB	1:A:109:SER:CB	2.66	0.73
1:A:939:GLY:O	1:A:940:ASP:HB2	1.87	0.73
1:A:3298:ILE:HA	1:A:3343:HIS:CE1	2.23	0.73
3:C:60:LEU:HD21	3:C:69:TRP:HZ3	1.40	0.73
3:C:2639:ASP:HB2	3:C:2643:GLU:CG	2.18	0.73
3:C:2745:LYS:HD2	3:C:2749:VAL:CB	2.16	0.73
3:C:2892:ARG:HB3	3:C:3184:LEU:HB3	1.70	0.73
4:D:94:ARG:NH2	13:M:78:ASN:ND2	2.35	0.73
5:E:55:GLU:OE1	10:J:92:LYS:HD3	1.88	0.73
6:F:62:VAL:CG2	7:G:106:LEU:HD11	2.09	0.73
1:A:805:ARG:NH1	5:E:149:THR:CG2	2.51	0.73
1:A:852:ASN:ND2	1:A:969:LEU:HA	2.03	0.73
1:A:1066:VAL:HB	1:A:1069:TYR:CZ	2.23	0.73
2:B:794:LEU:C	2:B:797:PHE:CD2	2.60	0.73
2:B:956:LEU:HD12	2:B:959:ILE:CD1	2.09	0.73
2:B:3125:LYS:HE2	2:B:3447:MET:HB3	1.70	0.73
4:D:175:THR:OG1	13:M:60:ASN:C	2.27	0.73
5:E:42:GLN:NE2	12:L:91:ASN:HD21	1.86	0.73
5:E:110:LYS:HA	6:F:10:GLN:HG2	1.69	0.73
6:F:56:TRP:HZ2	6:F:91:GLN:OE1	1.65	0.73
14:N:72:ILE:CA	15:O:97:ILE:HG12	2.17	0.73
1:A:700:LYS:HZ3	4:D:456:LEU:HB2	1.53	0.73
1:A:1427:LEU:O	1:A:1431:THR:HG23	1.88	0.73
2:B:949:THR:CB	3:C:171:ARG:O	2.36	0.73
2:B:963:PHE:HB3	3:C:41:ASN:HA	1.67	0.73
3:C:760:THR:CB	3:C:827:ILE:CG2	2.65	0.73
4:D:75:LEU:HD12	15:O:102:LEU:CD1	2.18	0.73
4:D:89:TYR:CE2	11:K:56:PRO:HD3	2.22	0.73
5:E:99:ILE:HD12	6:F:31:ILE:CD1	2.17	0.73
10:J:77:HIS:CE1	11:K:70:VAL:HG22	2.22	0.73
12:L:93:LEU:HD13	12:L:108:PHE:HB3	1.70	0.73
14:N:115:MET:CE	15:O:129:CYS:SG	2.76	0.73
14:N:116:ALA:O	15:O:131:PHE:CE1	2.41	0.73
1:A:598:ARG:CG	4:D:504:TYR:CD1	2.66	0.73
1:A:704:ARG:NE	4:D:457:ALA:HA	2.03	0.73
1:A:1066:VAL:CG1	1:A:1068:THR:O	2.36	0.73
1:A:3250:PRO:HB2	17:Q:62:ILE:O	1.87	0.73
2:B:679:ARG:CA	5:E:186:PHE:HZ	2.01	0.73

Continued on next page...

Continued from previous page...

Atom-1	Atom-2	Interatomic distance (Å)	Clash overlap (Å)
2:B:1109:THR:C	2:B:1113:LEU:HG	2.08	0.73
2:B:1395:LEU:HA	2:B:1430:ILE:CD1	2.16	0.73
3:C:165:GLY:C	3:C:174:PHE:HZ	1.87	0.73
3:C:346:LEU:O	3:C:346:LEU:HD22	1.89	0.73
3:C:2366:LYS:HE2	19:C:4306:ADP:O3B	1.88	0.73
4:D:66:LEU:HD22	4:D:66:LEU:N	2.03	0.73
4:D:294:GLN:CD	4:D:297:LYS:HE2	2.04	0.73
4:D:526:ARG:HB2	4:D:528:TRP:CZ2	2.24	0.73
6:F:28:GLU:N	6:F:28:GLU:OE1	2.18	0.73
1:A:609:TRP:HA	4:D:501:LEU:HD21	1.70	0.73
1:A:801:ILE:CB	1:A:862:LEU:CD2	2.58	0.73
1:A:1433:LEU:HD21	1:A:1481:PHE:HD2	1.53	0.73
2:B:433:ILE:CB	2:B:463:PHE:HZ	2.01	0.73
2:B:531:LEU:HD22	2:B:540:LEU:CD1	2.14	0.73
1:A:1031:ILE:HG22	1:A:1031:ILE:O	1.88	0.73
2:B:446:GLY:HA2	5:E:512:GLU:OE2	1.89	0.73
2:B:864:ASN:HB3	2:B:947:LEU:HG	1.21	0.73
2:B:1080:LEU:HD12	2:B:1080:LEU:N	2.03	0.73
2:B:1444:LEU:HD21	2:B:1501:VAL:HG22	1.69	0.73
3:C:96:LEU:HD12	3:C:96:LEU:O	1.88	0.73
1:A:160:GLU:CB	2:B:167:GLN:O	2.35	0.73
1:A:1634:ILE:HD13	1:A:1656:ILE:HG23	1.71	0.73
1:A:3246:ALA:HB3	17:Q:126:ASN:CB	2.11	0.73
2:B:744:MET:SD	2:B:772:ILE:HG12	2.29	0.73
3:C:2638:ALA:O	3:C:2639:ASP:O	2.05	0.73
4:D:216:HIS:HA	4:D:217:GLN:N	2.04	0.73
5:E:446:ILE:H	5:E:446:ILE:CD1	1.99	0.73
1:A:737:TYR:CD1	1:A:759:LEU:CD2	2.72	0.73
2:B:984:ASN:HA	2:B:987:ARG:HG2	1.71	0.73
2:B:3342:ASN:O	2:B:3346:PHE:N	2.22	0.73
3:C:360:PRO:HG2	3:C:361:PRO:CD	2.18	0.73
4:D:243:ARG:HG3	5:E:131:GLU:OE2	1.88	0.73
5:E:72:GLY:HA3	8:H:68:PHE:CD2	2.23	0.73
6:F:19:GLY:O	6:F:101:GLN:CB	2.37	0.73
10:J:74:PRO:HD3	12:L:102:ARG:CZ	2.18	0.73
1:A:751:LEU:O	1:A:751:LEU:HD23	1.88	0.73
1:A:1482:ASN:HA	1:A:1487:VAL:HG11	1.70	0.73
2:B:603:ILE:HD12	2:B:626:TYR:CZ	2.24	0.73
2:B:1129:ALA:HA	2:B:1132:GLU:CD	2.09	0.73
2:B:1511:VAL:HG23	2:B:1570:VAL:HG11	1.71	0.73
4:D:75:LEU:H	4:D:75:LEU:CD2	1.99	0.73

Continued on next page...

Continued from previous page...

Atom-1	Atom-2	Interatomic distance (Å)	Clash overlap (Å)
5:E:394:TRP:NE1	5:E:401:PRO:CA	2.51	0.73
1:A:797:ASN:CG	5:E:450:HIS:CE1	2.62	0.73
1:A:850:SER:O	5:E:204:ASN:HB2	1.89	0.73
1:A:1429:ILE:HG21	1:A:1490:PHE:HZ	1.52	0.73
1:A:3229:PRO:CB	1:A:3233:ILE:HG21	2.18	0.73
2:B:603:ILE:CD1	2:B:626:TYR:CE1	2.72	0.73
2:B:799:VAL:CG1	2:B:800:LYS:N	2.52	0.73
2:B:871:ILE:CG1	2:B:944:ILE:CD1	2.47	0.73
2:B:1002:GLN:HA	2:B:1094:TRP:CE2	2.23	0.73
2:B:2188:SER:O	20:B:5403:ATP:O3A	2.06	0.73
2:B:3143:LEU:CD2	2:B:3698:LEU:CD1	2.67	0.73
3:C:2721:GLU:OE2	3:C:2798:PHE:CE1	2.38	0.73
4:D:367:LEU:CD1	4:D:368:TYR:O	2.36	0.73
6:F:19:GLY:HA2	6:F:107:ILE:HD11	1.71	0.73
15:O:90:ILE:HD12	15:O:90:ILE:O	1.89	0.73
1:A:1140:GLU:N	4:D:169:ASN:HD21	1.86	0.72
1:A:3251:ILE:HD12	17:Q:64:LYS:H	0.93	0.72
1:A:3251:ILE:C	17:Q:39:GLU:O	2.26	0.72
1:A:3307:GLU:OE2	17:Q:55:LEU:C	2.27	0.72
2:B:3301:ASN:HD21	2:B:3351:LYS:HG2	1.54	0.72
4:D:109:PHE:CE2	15:O:121:TYR:CE2	2.76	0.72
4:D:386:TYR:CE1	5:E:142:VAL:CG1	2.72	0.72
6:F:26:PHE:CE1	6:F:49:ALA:HB2	2.24	0.72
1:A:1012:LYS:HZ1	1:A:1072:GLY:H	0.73	0.72
1:A:1450:TRP:CD1	1:A:1518:TRP:CZ3	2.77	0.72
3:C:2895:LEU:HB3	3:C:3190:ILE:HD13	1.71	0.72
4:D:90:ASP:OD1	13:M:32:LYS:CB	2.38	0.72
8:H:62:GLY:HA3	9:I:82:GLY:O	1.89	0.72
1:A:1126:VAL:CG1	1:A:1201:TYR:OH	2.37	0.72
2:B:356:GLN:CB	2:B:419:PHE:CZ	2.71	0.72
2:B:718:ILE:HD12	2:B:773:VAL:HG11	1.71	0.72
3:C:2715:PRO:HG2	3:C:2719:VAL:HB	1.70	0.72
1:A:594:PRO:HB3	1:A:609:TRP:CZ3	2.24	0.72
2:B:583:PRO:HB2	2:B:586:ALA:HB3	1.71	0.72
2:B:3257:ARG:NH2	2:B:3273:ASP:OD1	2.23	0.72
3:C:214:LEU:H	3:C:214:LEU:HD13	1.54	0.72
9:I:90:GLN:HB2	9:I:93:THR:HG21	1.71	0.72
14:N:75:GLN:HB3	15:O:93:GLN:HG3	0.81	0.72
1:A:597:VAL:HB	1:A:600:MET:CG	2.17	0.72
1:A:1234:GLY:HA2	1:A:1253:GLU:CA	2.19	0.72
1:A:1535:PRO:CB	2:B:3861:ASN:ND2	2.53	0.72

Continued on next page...

Continued from previous page...

Atom-1	Atom-2	Interatomic distance (Å)	Clash overlap (Å)
1:A:3305:LEU:HD13	17:Q:80:SER:CA	2.19	0.72
2:B:886:ILE:HD13	2:B:972:ILE:HG23	1.71	0.72
4:D:429:MET:HB2	4:D:432:LYS:O	1.90	0.72
9:I:24:ILE:HD13	9:I:98:PHE:HE1	1.53	0.72
1:A:796:ILE:C	5:E:450:HIS:NE2	2.42	0.72
1:A:1111:LEU:O	1:A:1115:THR:HG23	1.89	0.72
2:B:521:PHE:CE2	2:B:605:LYS:HB3	2.24	0.72
2:B:1456:PHE:CD1	2:B:1456:PHE:O	2.42	0.72
3:C:2581:LEU:CD1	3:C:2936:SER:CB	2.68	0.72
5:E:117:GLU:HG3	6:F:17:LEU:HD11	0.72	0.72
1:A:1143:ARG:HD2	4:D:169:ASN:CG	2.10	0.72
2:B:655:LYS:HA	2:B:677:LEU:HD11	1.71	0.72
2:B:1607:PRO:HB2	2:B:1946:SER:CB	2.19	0.72
3:C:53:PRO:CG	3:C:81:PRO:HB3	2.20	0.72
4:D:66:LEU:HD11	4:D:73:LYS:HE2	1.72	0.72
4:D:201:GLN:HE22	9:I:102:ASN:HB3	1.53	0.72
5:E:162:ARG:HD3	5:E:194:PRO:HG2	1.72	0.72
10:J:48:LEU:HD12	10:J:100:ILE:CD1	2.18	0.72
13:M:2:ASN:HD21	13:M:77:ILE:HD11	1.53	0.72
1:A:580:LEU:HD22	1:A:640:SER:CB	1.99	0.72
1:A:847:PHE:HZ	1:A:851:LYS:HZ2	1.37	0.72
1:A:1066:VAL:HG12	1:A:1068:THR:O	1.89	0.72
1:A:3106:LYS:HG2	1:A:3443:LEU:HD21	1.56	0.72
2:B:952:PRO:CG	3:C:222:PHE:C	2.52	0.72
2:B:1116:PHE:CA	2:B:1119:LYS:NZ	2.52	0.72
2:B:2192:CYS:SG	20:B:5403:ATP:H8	2.12	0.72
3:C:2581:LEU:CD1	3:C:2937:TYR:CE2	2.73	0.72
3:C:2581:LEU:HD12	3:C:2936:SER:HB2	1.68	0.72
3:C:2800:PRO:HB3	3:C:2818:VAL:HG21	1.72	0.72
4:D:110:SER:CB	15:O:96:ARG:HG3	2.20	0.72
4:D:254:GLN:OE1	5:E:126:ILE:HD11	1.90	0.72
5:E:50:LEU:CD1	12:L:95:PHE:CB	2.64	0.72
1:A:63:ALA:O	1:A:95:PHE:CB	2.37	0.72
1:A:97:ARG:O	1:A:121:GLY:HA2	1.90	0.72
1:A:892:TRP:CH2	7:G:13:ASP:CB	2.72	0.72
1:A:3290:LEU:HD23	1:A:3335:TRP:CZ2	2.17	0.72
2:B:726:LYS:C	2:B:726:LYS:HD3	2.11	0.72
2:B:789:LYS:HE3	2:B:839:LEU:HD21	1.71	0.72
2:B:954:ASP:HB2	3:C:220:TRP:CE2	2.16	0.72
3:C:143:PRO:HG3	3:C:187:TRP:CZ2	2.24	0.72
6:F:11:LEU:CB	6:F:23:TYR:OH	2.34	0.72

Continued on next page...

Continued from previous page...

Atom-1	Atom-2	Interatomic distance (Å)	Clash overlap (Å)
8:H:13:ASN:O	8:H:78:TYR:HB3	1.89	0.72
10:J:87:GLN:OE1	11:K:44:SER:HB3	1.89	0.72
14:N:72:ILE:HG12	15:O:97:ILE:CG1	2.20	0.72
1:A:1609:THR:HG21	1:A:1629:LYS:HE3	1.72	0.72
1:A:3306:LEU:HD13	1:A:3310:LEU:HG	1.71	0.72
2:B:409:SER:C	2:B:413:PHE:HB2	2.09	0.72
2:B:659:THR:HA	2:B:757:TRP:NE1	2.04	0.72
2:B:966:LYS:CB	3:C:345:TRP:CZ3	2.67	0.72
3:C:5:LEU:HD12	3:C:355:SER:H	1.54	0.72
3:C:106:LEU:N	3:C:106:LEU:HD12	2.04	0.72
3:C:200:ARG:HB2	3:C:219:GLY:HA3	1.71	0.72
3:C:256:ILE:HB	3:C:326:ILE:HG23	1.72	0.72
4:D:76:GLU:N	15:O:102:LEU:HD21	2.00	0.72
5:E:15:ASN:C	15:O:132:GLU:HG2	2.10	0.72
11:K:77:PHE:HD1	11:K:90:TYR:CB	1.95	0.72
1:A:871:LEU:CD2	1:A:875:VAL:HG13	2.19	0.71
1:A:1511:TRP:HA	1:A:1574:LEU:CD1	2.19	0.71
1:A:3583:ILE:HG22	1:A:3627:CYS:HA	1.71	0.71
2:B:575:ASN:HB2	5:E:481:GLN:NE2	2.04	0.71
2:B:726:LYS:HD3	2:B:726:LYS:O	1.90	0.71
2:B:797:PHE:CZ	2:B:871:ILE:HD13	2.25	0.71
2:B:3342:ASN:O	2:B:3346:PHE:HB2	1.88	0.71
3:C:233:ASP:OD1	3:C:235:GLU:O	2.08	0.71
4:D:269:SER:HB2	4:D:618:PRO:HD3	1.71	0.71
10:J:52:GLU:OE1	10:J:52:GLU:N	2.18	0.71
11:K:89:LEU:HD12	11:K:89:LEU:O	1.90	0.71
1:A:3244:PHE:C	17:Q:125:GLY:HA3	2.10	0.71
2:B:1051:ASP:OD2	2:B:1162:THR:HG21	1.90	0.71
2:B:1559:MET:HE2	2:B:1577:ARG:HH21	1.53	0.71
2:B:3454:ALA:HB2	2:B:3497:ILE:HG21	1.72	0.71
5:E:20:PHE:HE2	15:O:80:LYS:CD	1.95	0.71
5:E:361:LEU:O	5:E:361:LEU:HD13	1.90	0.71
1:A:3298:ILE:CA	1:A:3343:HIS:CE1	2.67	0.71
2:B:501:ARG:NH2	4:D:491:GLN:CD	2.43	0.71
3:C:217:PHE:CZ	3:C:246:HIS:HB2	2.25	0.71
3:C:244:ILE:HG12	3:C:299:LEU:O	1.90	0.71
3:C:2709:ALA:N	3:C:2758:MET:SD	2.63	0.71
15:O:22:LEU:HD11	15:O:23:ASN:CG	2.10	0.71
1:A:704:ARG:NE	4:D:457:ALA:N	2.38	0.71
2:B:679:ARG:CA	5:E:186:PHE:CZ	2.73	0.71
2:B:960:ARG:HD3	3:C:287:PHE:HZ	1.55	0.71

Continued on next page...

Continued from previous page...

Atom-1	Atom-2	Interatomic distance (Å)	Clash overlap (Å)
2:B:1058:LYS:CB	2:B:1166:GLU:CB	2.59	0.71
2:B:3302:ILE:CG2	2:B:3303:GLU:N	2.53	0.71
3:C:111:THR:HG21	3:C:187:TRP:HZ3	1.54	0.71
3:C:2721:GLU:HA	3:C:2798:PHE:CE1	2.25	0.71
1:A:635:ARG:HA	1:A:638:TYR:CD2	2.25	0.71
1:A:906:LEU:CD1	1:A:998:VAL:HG21	2.21	0.71
1:A:1597:LYS:HZ1	1:A:1962:ILE:CD1	2.03	0.71
1:A:3251:ILE:HG22	17:Q:39:GLU:O	1.78	0.71
2:B:57:ASN:CA	2:B:71:CYS:CB	2.69	0.71
2:B:433:ILE:CA	2:B:463:PHE:CZ	2.74	0.71
2:B:444:LEU:CD1	2:B:527:PHE:CE1	2.56	0.71
2:B:3300:GLU:CD	2:B:3354:LYS:NZ	2.42	0.71
2:B:3301:ASN:HD22	2:B:3351:LYS:NZ	1.74	0.71
4:D:514:ARG:HB2	4:D:530:SER:HB2	1.71	0.71
5:E:75:HIS:CE1	8:H:85:ALA:HB2	2.25	0.71
15:O:30:TYR:H	15:O:31:PRO:HD2	1.53	0.71
1:A:670:LEU:CD2	1:A:772:TRP:HD1	2.02	0.71
1:A:704:ARG:HH12	4:D:456:LEU:N	1.87	0.71
1:A:717:LEU:C	4:D:454:ILE:HD11	2.11	0.71
1:A:841:ILE:O	1:A:845:THR:HG23	1.89	0.71
1:A:852:ASN:HD22	1:A:969:LEU:HA	1.55	0.71
2:B:575:ASN:CA	5:E:481:GLN:NE2	2.52	0.71
2:B:1058:LYS:NZ	2:B:1167:MET:SD	2.60	0.71
2:B:3248:PRO:HB2	2:B:3253:ILE:HD11	1.73	0.71
4:D:106:ILE:CG1	15:O:99:SER:O	2.35	0.71
5:E:19:ASN:O	14:N:90:ASP:OD2	2.09	0.71
1:A:700:LYS:HE2	4:D:455:GLY:C	2.11	0.71
1:A:1151:MET:CE	4:D:176:ILE:N	2.53	0.71
1:A:1426:GLN:CB	1:A:1486:HIS:HB3	2.20	0.71
1:A:3248:LEU:CD1	17:Q:80:SER:HA	2.14	0.71
2:B:545:ILE:HD11	2:B:616:ARG:NH1	2.01	0.71
3:C:196:PRO:CA	3:C:239:TRP:CH2	2.72	0.71
4:D:201:GLN:CD	9:I:102:ASN:CB	2.56	0.71
5:E:251:PRO:HG2	5:E:254:ILE:HD11	1.73	0.71
10:J:19:LYS:CE	15:O:19:LEU:CD1	2.66	0.71
14:N:10:SER:HB2	14:N:97:LEU:HD11	1.73	0.71
16:P:10:THR:CB	16:P:66:ILE:O	2.38	0.71
1:A:891:PHE:CZ	1:A:985:PHE:CZ	2.78	0.71
1:A:1263:TYR:CD2	1:A:1283:LEU:CB	2.73	0.71
1:A:1449:ILE:CA	1:A:1459:LEU:CD2	2.61	0.71
1:A:1504:VAL:CG1	1:A:1565:CYS:SG	2.78	0.71

Continued on next page...

Continued from previous page...

Atom-1	Atom-2	Interatomic distance (Å)	Clash overlap (Å)
2:B:715:LEU:O	2:B:719:VAL:HG23	1.89	0.71
2:B:1058:LYS:HB2	2:B:1166:GLU:HB3	1.68	0.71
2:B:1119:LYS:HB3	2:B:1138:LYS:HZ3	1.53	0.71
3:C:60:LEU:HD23	3:C:69:TRP:CZ3	2.24	0.71
3:C:2365:GLY:HA2	19:C:4306:ADP:C3'	2.21	0.71
4:D:424:MET:SD	4:D:437:GLU:HG2	2.31	0.71
4:D:473:LEU:HD23	4:D:483:LYS:HA	1.71	0.71
5:E:20:PHE:HA	14:N:90:ASP:CG	2.10	0.71
5:E:394:TRP:CD1	5:E:401:PRO:N	2.59	0.71
6:F:21:ASN:ND2	6:F:102:LEU:HD11	2.05	0.71
6:F:81:THR:HB	7:G:121:ASN:OD1	1.89	0.71
1:A:1417:GLU:CA	1:A:1420:THR:OG1	2.38	0.71
2:B:429:LEU:HD13	2:B:492:PHE:HD2	1.56	0.71
2:B:871:ILE:HD11	2:B:944:ILE:HD11	1.71	0.71
2:B:1116:PHE:HA	2:B:1119:LYS:HZ2	1.55	0.71
2:B:1471:ASP:OD1	2:B:1472:ASN:N	2.24	0.71
4:D:80:PRO:HG2	15:O:103:TRP:CZ2	2.24	0.71
4:D:91:TYR:CE1	13:M:80:LEU:HD12	2.25	0.71
4:D:248:MET:HE2	7:G:147:VAL:CG2	2.21	0.71
5:E:384:LEU:HD23	5:E:417:TRP:CZ2	2.26	0.71
8:H:79:LEU:HD12	8:H:79:LEU:O	1.89	0.71
9:I:78:ILE:HD12	9:I:78:ILE:O	1.91	0.71
10:J:48:LEU:HD23	10:J:60:ILE:CD1	2.20	0.71
14:N:72:ILE:HG12	15:O:97:ILE:CD1	2.18	0.71
1:A:600:MET:CE	1:A:697:ARG:NH1	2.33	0.71
1:A:761:LEU:HD13	1:A:761:LEU:O	1.90	0.71
1:A:1234:GLY:HA2	1:A:1253:GLU:HA	1.73	0.71
1:A:3269:LEU:CD2	17:Q:34:GLN:N	2.54	0.71
2:B:3300:GLU:OE2	2:B:3354:LYS:HE3	1.91	0.71
2:B:3446:SER:HA	2:B:3488:ILE:HA	1.72	0.71
5:E:261:HIS:HB3	5:E:289:MET:SD	2.31	0.71
1:A:700:LYS:NZ	4:D:456:LEU:H	1.88	0.70
1:A:944:LEU:HD11	1:A:1013:VAL:HG11	1.69	0.70
1:A:2418:ILE:HG22	1:A:2419:PRO:HD2	1.72	0.70
1:A:2839:LEU:CD1	19:A:4703:ADP:C5	2.74	0.70
2:B:659:THR:HG22	2:B:757:TRP:HD1	1.48	0.70
2:B:1119:LYS:CB	2:B:1138:LYS:NZ	2.50	0.70
4:D:70:MET:CE	5:E:13:GLU:CB	2.68	0.70
4:D:170:THR:HG21	13:M:66:ILE:HG12	0.71	0.70
4:D:260:LYS:HB3	4:D:287:TRP:CZ2	2.25	0.70
4:D:329:ILE:HD11	4:D:350:VAL:HG21	1.73	0.70

Continued on next page...

Continued from previous page...

Atom-1	Atom-2	Interatomic distance (Å)	Clash overlap (Å)
5:E:59:HIS:HD2	10:J:90:HIS:NE2	1.85	0.70
5:E:100:GLU:HA	5:E:105:PHE:CB	2.21	0.70
5:E:272:MET:SD	5:E:326:VAL:HG22	2.30	0.70
6:F:56:TRP:CZ3	6:F:74:ILE:CG1	2.74	0.70
10:J:62:GLU:HG3	11:K:69:TYR:CE2	2.26	0.70
1:A:598:ARG:HB2	4:D:460:LEU:CD2	2.22	0.70
1:A:731:LEU:HB2	4:D:390:VAL:CG2	2.21	0.70
1:A:1146:GLN:HE21	13:M:9:ALA:CB	1.98	0.70
1:A:1199:LYS:N	13:M:70:LYS:HE3	2.06	0.70
2:B:939:ASN:HA	3:C:283:THR:HG22	0.71	0.70
2:B:1467:PHE:CD2	2:B:1560:MET:SD	2.83	0.70
2:B:1511:VAL:HA	2:B:1570:VAL:HG13	1.70	0.70
3:C:2687:ALA:HA	3:C:2826:VAL:HG11	1.72	0.70
4:D:61:LEU:N	14:N:59:ASN:HD21	1.89	0.70
4:D:201:GLN:HE22	9:I:102:ASN:CA	2.03	0.70
4:D:517:ILE:CD1	4:D:550:TRP:CZ2	2.73	0.70
5:E:366:HIS:CE1	5:E:394:TRP:HH2	2.09	0.70
10:J:79:PHE:CG	11:K:68:ALA:CB	2.74	0.70
14:N:86:THR:OG1	15:O:83:VAL:CG1	2.37	0.70
1:A:700:LYS:CE	1:A:720:GLU:OE1	2.30	0.70
1:A:936:GLN:CA	1:A:1081:ILE:HG13	2.11	0.70
1:A:1020:PHE:CE2	1:A:1069:TYR:CE1	2.78	0.70
1:A:1146:GLN:HG3	13:M:9:ALA:HB1	1.48	0.70
1:A:1521:LEU:O	1:A:1541:PHE:CE2	2.45	0.70
1:A:1536:LEU:H	1:A:1536:LEU:CD1	2.02	0.70
1:A:1536:LEU:HD21	2:B:3891:GLU:HG3	1.71	0.70
1:A:3230:LEU:N	1:A:3233:ILE:CG2	2.54	0.70
2:B:729:LEU:HD13	2:B:780:VAL:HG22	1.73	0.70
2:B:888:PRO:C	2:B:891:ILE:HG22	2.11	0.70
3:C:2711:SER:HB3	3:C:2751:TRP:CE2	2.21	0.70
4:D:92:TYR:CD2	13:M:29:LYS:CB	2.74	0.70
4:D:198:ASN:HB3	8:H:39:LYS:HE3	1.72	0.70
5:E:394:TRP:NE1	5:E:401:PRO:CB	2.54	0.70
8:H:28:ALA:HB1	8:H:86:ILE:CD1	2.20	0.70
9:I:51:ALA:CB	9:I:52:PRO:CD	2.62	0.70
15:O:45:ARG:HG3	15:O:63:LEU:CD1	2.20	0.70
1:A:598:ARG:HH11	4:D:504:TYR:CA	2.04	0.70
1:A:726:TYR:CE1	1:A:777:ILE:CG2	2.74	0.70
1:A:806:ILE:CD1	1:A:890:TYR:CD2	2.74	0.70
1:A:818:LEU:HA	1:A:844:LYS:HE3	1.71	0.70
1:A:944:LEU:CD1	1:A:1017:LEU:HD11	2.11	0.70

Continued on next page...

Continued from previous page...

Atom-1	Atom-2	Interatomic distance (Å)	Clash overlap (Å)
1:A:3270:LYS:NZ	17:Q:57:LEU:O	2.24	0.70
1:A:3273:TYR:CD1	1:A:3276:SER:N	2.60	0.70
1:A:3293:PHE:HE1	1:A:3335:TRP:CH2	2.05	0.70
2:B:477:ILE:O	2:B:477:ILE:HG22	1.91	0.70
2:B:904:LEU:HD11	2:B:911:ILE:HG22	1.70	0.70
2:B:1559:MET:HE3	2:B:1577:ARG:NH2	2.00	0.70
2:B:3118:TYR:CE2	2:B:3452:LEU:CB	2.74	0.70
2:B:3234:LEU:CD1	2:B:3336:LEU:CD2	2.69	0.70
2:B:3252:VAL:HG22	2:B:3333:ALA:HB2	1.72	0.70
3:C:222:PHE:C	3:C:282:ARG:HH12	1.95	0.70
3:C:2014:CYS:SG	3:C:2015:GLY:N	2.64	0.70
3:C:2739:GLU:H	3:C:2746:PRO:CB	2.04	0.70
4:D:80:PRO:CG	15:O:103:TRP:HZ2	2.05	0.70
4:D:180:ILE:O	4:D:180:ILE:HD12	1.91	0.70
5:E:26:ARG:O	14:N:85:ILE:HG22	1.90	0.70
5:E:259:ASN:ND2	5:E:298:ALA:C	2.44	0.70
10:J:61:ALA:CA	10:J:80:PHE:CE2	2.69	0.70
1:A:801:ILE:HG21	1:A:862:LEU:HG	1.73	0.70
1:A:1205:GLN:HG2	4:D:166:PHE:HE2	1.53	0.70
1:A:1623:ILE:CD1	1:A:1680:ILE:HD13	2.19	0.70
1:A:3305:LEU:CD1	17:Q:80:SER:H	2.01	0.70
2:B:674:ASP:OD1	2:B:675:PRO:HD2	1.91	0.70
2:B:2540:ALA:O	19:B:5405:ADP:O2B	2.10	0.70
2:B:3231:VAL:O	2:B:3339:TRP:HD1	1.73	0.70
2:B:3301:ASN:CB	2:B:3351:LYS:NZ	2.53	0.70
3:C:2745:LYS:CD	3:C:2749:VAL:CG1	2.69	0.70
3:C:2899:LEU:HG	3:C:3193:LEU:CD1	2.22	0.70
4:D:75:LEU:CB	15:O:102:LEU:CD1	2.45	0.70
4:D:172:GLU:HB3	13:M:64:HIS:CG	2.25	0.70
4:D:535:GLN:N	4:D:535:GLN:OE1	2.24	0.70
6:F:81:THR:C	7:G:124:VAL:HG23	2.11	0.70
11:K:30:LYS:C	11:K:30:LYS:HD3	2.11	0.70
12:L:59:LYS:HB2	12:L:59:LYS:NZ	2.06	0.70
1:A:398:TRP:CB	1:A:490:LYS:CA	2.69	0.70
1:A:702:LEU:O	4:D:453:LEU:HD21	1.90	0.70
1:A:971:ASN:CA	1:A:985:PHE:CE2	2.61	0.70
1:A:1088:TRP:CE2	1:A:1092:TRP:NE1	2.59	0.70
1:A:4056:ILE:HD11	1:A:4072:LEU:HD21	1.72	0.70
2:B:444:LEU:C	5:E:515:LYS:CG	2.46	0.70
2:B:3153:LEU:HD13	2:B:3707:LEU:HD11	0.84	0.70
2:B:3303:GLU:OE1	2:B:3306:ILE:CD1	2.39	0.70

Continued on next page...

Continued from previous page...

Atom-1	Atom-2	Interatomic distance (Å)	Clash overlap (Å)
3:C:360:PRO:CD	3:C:361:PRO:HD2	2.22	0.70
3:C:2899:LEU:HD12	3:C:3190:ILE:HG12	1.73	0.70
5:E:363:GLN:HG2	5:E:363:GLN:O	1.91	0.70
1:A:53:ILE:C	1:A:54:PHE:N	2.45	0.70
1:A:731:LEU:HB2	4:D:390:VAL:HG21	1.73	0.70
1:A:1450:TRP:CZ2	1:A:1519:THR:HG23	2.27	0.70
1:A:1926:PHE:HB3	1:A:1974:ILE:HG23	1.74	0.70
1:A:3306:LEU:HD22	1:A:3309:TYR:HB2	1.73	0.70
2:B:690:LEU:C	2:B:690:LEU:HD12	2.12	0.70
3:C:2589:LEU:CB	3:C:2928:VAL:HG11	2.22	0.70
5:E:20:PHE:HZ	15:O:80:LYS:HG3	0.90	0.70
15:O:71:ILE:HG21	15:O:81:ILE:HG21	1.72	0.70
16:P:10:THR:CB	16:P:66:ILE:H	2.05	0.70
1:A:550:HIS:CB	4:D:654:ASN:C	2.59	0.70
1:A:598:ARG:HB2	4:D:460:LEU:HD22	1.69	0.70
1:A:1449:ILE:CA	1:A:1459:LEU:HD23	2.12	0.70
1:A:1637:VAL:CG1	1:A:1653:ILE:CG2	2.70	0.70
2:B:58:SER:H	2:B:71:CYS:CB	2.05	0.70
2:B:520:ARG:HH11	2:B:550:MET:HG3	1.55	0.70
2:B:528:GLU:CD	5:E:526:GLN:NE2	2.41	0.70
2:B:545:ILE:CD1	2:B:616:ARG:HH11	1.99	0.70
3:C:195:ASN:C	3:C:239:TRP:CZ2	2.65	0.70
4:D:593:LEU:C	4:D:593:LEU:HD12	2.12	0.70
6:F:91:GLN:CG	6:F:96:THR:HG21	2.17	0.70
8:H:11:ILE:HA	8:H:79:LEU:HA	1.72	0.70
8:H:60:ILE:CG1	9:I:85:TYR:HB3	2.19	0.70
13:M:57:VAL:HG22	13:M:82:LEU:HG	1.71	0.70
1:A:1012:LYS:NZ	1:A:1071:ILE:HB	2.05	0.70
1:A:3121:LEU:HD21	1:A:3429:TRP:C	2.12	0.70
1:A:3702:SER:HB3	1:A:3712:LEU:HD11	1.73	0.70
1:A:3709:ASP:HB3	1:A:3712:LEU:HD12	1.74	0.70
2:B:409:SER:CA	2:B:413:PHE:CD1	2.48	0.70
7:G:79:VAL:CG2	7:G:146:ILE:HD12	2.22	0.70
1:A:596:LEU:HD21	1:A:602:PRO:HA	1.72	0.70
1:A:704:ARG:NH1	4:D:456:LEU:N	2.40	0.70
1:A:793:GLN:CA	5:E:451:LYS:HB3	2.21	0.70
1:A:942:VAL:HG21	1:A:1021:THR:CG2	2.21	0.70
1:A:3212:VAL:HG21	1:A:3339:ILE:HG13	1.73	0.70
1:A:3587:VAL:HG11	1:A:3638:LEU:HD13	1.74	0.70
2:B:489:PHE:O	2:B:493:ARG:HG2	1.92	0.70
2:B:1378:LEU:HA	2:B:1424:GLU:HG2	1.73	0.70

Continued on next page...

Continued from previous page...

Atom-1	Atom-2	Interatomic distance (Å)	Clash overlap (Å)
3:C:221:SER:O	3:C:282:ARG:NH2	2.24	0.70
3:C:2720:PRO:HB2	3:C:2798:PHE:CD2	2.23	0.70
3:C:2734:PHE:CZ	3:C:2767:LYS:CG	2.74	0.70
4:D:201:GLN:HE22	9:I:102:ASN:CB	2.03	0.70
5:E:58:GLU:HB3	10:J:89:VAL:HA	1.71	0.70
5:E:61:VAL:HG11	10:J:95:PHE:CZ	2.27	0.70
5:E:100:GLU:CA	5:E:105:PHE:HD2	2.03	0.70
6:F:51:LEU:HB3	7:G:113:VAL:HG13	1.74	0.70
15:O:72:LYS:C	15:O:72:LYS:HD3	2.12	0.70
1:A:747:ILE:CD1	1:A:889:TYR:CZ	2.66	0.69
1:A:1500:THR:HG23	1:A:1566:GLN:NE2	2.07	0.69
2:B:699:LYS:O	2:B:703:THR:HG23	1.92	0.69
2:B:721:ASN:OD1	2:B:777:PHE:HB2	1.92	0.69
2:B:1456:PHE:CG	2:B:1467:PHE:HE1	2.08	0.69
4:D:110:SER:HA	15:O:96:ARG:HG3	1.74	0.69
5:E:20:PHE:CE2	15:O:80:LYS:HD2	2.25	0.69
5:E:145:LEU:HD13	5:E:494:LEU:HD11	1.73	0.69
10:J:19:LYS:HB2	10:J:28:TRP:CB	2.20	0.69
10:J:48:LEU:HD22	10:J:53:ILE:HG13	1.72	0.69
1:A:156:VAL:CB	2:B:168:ILE:CA	2.70	0.69
1:A:398:TRP:HA	1:A:486:ASN:O	1.92	0.69
1:A:785:HIS:HE1	4:D:391:ARG:HH22	1.31	0.69
1:A:1433:LEU:CD1	1:A:1490:PHE:CE1	2.72	0.69
1:A:2872:GLY:CA	19:A:4703:ADP:O1A	2.40	0.69
1:A:3230:LEU:C	1:A:3233:ILE:HG22	2.12	0.69
1:A:3317:PHE:HA	1:A:3333:LEU:HD13	1.74	0.69
2:B:882:LEU:C	2:B:886:ILE:HG22	2.11	0.69
2:B:966:LYS:CD	3:C:345:TRP:CG	2.72	0.69
2:B:1474:MET:HE1	2:B:1515:VAL:HB	1.74	0.69
4:D:89:TYR:CD2	11:K:56:PRO:CG	2.75	0.69
4:D:148:GLU:CG	4:D:149:PRO:CD	2.68	0.69
5:E:272:MET:SD	5:E:326:VAL:CG2	2.80	0.69
5:E:446:ILE:HD12	5:E:446:ILE:N	2.01	0.69
5:E:531:ARG:O	5:E:535:LYS:HG3	1.91	0.69
10:J:61:ALA:HA	10:J:80:PHE:HE2	1.57	0.69
14:N:8:TYR:CZ	14:N:13:VAL:HG21	2.27	0.69
1:A:670:LEU:HA	1:A:692:ILE:CD1	2.23	0.69
1:A:1142:ILE:HD13	1:A:1190:LEU:HD21	1.74	0.69
1:A:3212:VAL:HG23	1:A:3338:ALA:HB3	1.70	0.69
1:A:3215:ILE:HG23	1:A:3219:ASP:CG	2.10	0.69
1:A:3245:LYS:CE	17:Q:148:LEU:CB	2.69	0.69

Continued on next page...

Continued from previous page...

Atom-1	Atom-2	Interatomic distance (Å)	Clash overlap (Å)
1:A:3304:GLU:C	17:Q:55:LEU:O	2.29	0.69
2:B:655:LYS:NZ	2:B:701:ILE:CG2	2.46	0.69
2:B:3301:ASN:ND2	2:B:3351:LYS:HG2	2.06	0.69
3:C:113:ILE:CD1	3:C:185:PHE:CZ	2.75	0.69
3:C:2723:PHE:CZ	3:C:2745:LYS:HE3	2.26	0.69
3:C:2779:GLN:O	3:C:2780:VAL:HG23	1.92	0.69
3:C:2796:PRO:HD2	3:C:2796:PRO:O	1.92	0.69
4:D:61:LEU:N	14:N:59:ASN:ND2	2.40	0.69
1:A:1230:TYR:CB	1:A:1259:LYS:CB	2.70	0.69
1:A:1443:MET:HG3	1:A:1561:VAL:HG21	1.73	0.69
2:B:81:ILE:C	2:B:110:VAL:HA	2.09	0.69
2:B:927:ARG:NH1	2:B:976:LEU:HB3	2.07	0.69
2:B:3067:ILE:HD11	2:B:3119:LYS:CD	2.22	0.69
4:D:111:MET:CE	15:O:90:ILE:HG22	2.22	0.69
4:D:590:LEU:CD2	4:D:604:VAL:CG1	2.69	0.69
1:A:590:GLN:CG	4:D:523:TRP:CZ3	2.75	0.69
1:A:700:LYS:CA	4:D:454:ILE:O	2.31	0.69
1:A:1151:MET:SD	4:D:176:ILE:HG12	2.31	0.69
2:B:673:PHE:CZ	2:B:677:LEU:CB	2.74	0.69
2:B:794:LEU:C	2:B:797:PHE:CE2	2.66	0.69
2:B:963:PHE:CD1	3:C:41:ASN:HA	2.26	0.69
2:B:3433:TRP:CH2	2:B:3695:LEU:HD21	2.27	0.69
3:C:294:LEU:HD23	3:C:294:LEU:C	2.13	0.69
3:C:352:LEU:O	3:C:352:LEU:HD22	1.93	0.69
5:E:113:LYS:HE2	6:F:10:GLN:HA	1.74	0.69
6:F:56:TRP:CH2	6:F:74:ILE:CG1	2.76	0.69
9:I:35:LEU:HD22	9:I:95:LEU:HD13	1.72	0.69
1:A:1511:TRP:CG	1:A:1574:LEU:HD11	2.27	0.69
1:A:1597:LYS:CE	1:A:1962:ILE:HD11	2.23	0.69
2:B:500:GLU:HG2	2:B:532:THR:HG21	1.73	0.69
2:B:939:ASN:HD22	3:C:283:THR:CG2	2.04	0.69
2:B:1477:LEU:HD13	2:B:1511:VAL:HG11	1.73	0.69
3:C:52:ALA:HB1	3:C:53:PRO:HD3	1.75	0.69
7:G:119:PRO:CG	9:I:12:ILE:CD1	2.69	0.69
8:H:79:LEU:HD12	8:H:79:LEU:C	2.13	0.69
10:J:38:GLU:OE2	15:O:29:PHE:HE2	1.71	0.69
10:J:79:PHE:HA	11:K:68:ALA:CB	2.23	0.69
14:N:89:GLN:HG2	14:N:94:ASP:CB	2.20	0.69
1:A:40:LEU:H	1:A:41:LEU:N	1.90	0.69
1:A:819:VAL:HG21	1:A:905:SER:HB2	1.74	0.69
1:A:1151:MET:HE1	4:D:176:ILE:N	2.06	0.69

Continued on next page...

Continued from previous page...

Atom-1	Atom-2	Interatomic distance (Å)	Clash overlap (Å)
1:A:3304:GLU:CG	17:Q:55:LEU:H	2.03	0.69
3:C:192:PRO:HG2	3:C:232:TYR:HE2	1.57	0.69
3:C:2013:GLY:CA	19:C:4305:ADP:O1A	2.41	0.69
4:D:90:ASP:OD1	13:M:32:LYS:CG	2.40	0.69
4:D:201:GLN:OE1	9:I:102:ASN:HB3	1.89	0.69
4:D:441:LEU:CD1	4:D:457:ALA:O	2.40	0.69
5:E:46:ASN:HB3	12:L:88:PHE:CD1	2.28	0.69
5:E:100:GLU:HA	5:E:105:PHE:HB3	1.75	0.69
5:E:378:GLN:HB2	5:E:422:SER:HB3	1.72	0.69
5:E:423:GLY:HA2	5:E:505:ILE:HD12	1.74	0.69
8:H:11:ILE:HG22	8:H:79:LEU:HB3	1.74	0.69
1:A:612:HIS:CG	4:D:501:LEU:HG	2.28	0.69
1:A:730:LEU:CD2	1:A:781:LEU:CD2	2.70	0.69
1:A:801:ILE:HG12	5:E:149:THR:HB	1.69	0.69
1:A:944:LEU:HD21	1:A:1017:LEU:CD2	2.23	0.69
1:A:970:TYR:CA	1:A:983:ALA:O	2.40	0.69
1:A:1444:GLN:HA	1:A:1561:VAL:N	2.06	0.69
1:A:3230:LEU:N	1:A:3233:ILE:HG21	2.07	0.69
1:A:3246:ALA:CB	17:Q:150:TYR:O	2.41	0.69
1:A:3273:TYR:HD1	1:A:3276:SER:N	1.90	0.69
1:A:3702:SER:CB	1:A:3712:LEU:HD11	2.22	0.69
2:B:36:GLN:H	2:B:39:ASP:CB	2.06	0.69
2:B:59:THR:O	2:B:81:ILE:CA	2.36	0.69
2:B:583:PRO:HB3	2:B:683:GLU:CG	2.23	0.69
2:B:762:ILE:HG23	2:B:766:ILE:HG13	1.69	0.69
2:B:966:LYS:CG	3:C:341:TRP:NE1	2.41	0.69
2:B:1439:LYS:O	2:B:1443:LYS:HG3	1.91	0.69
2:B:1447:ILE:HG21	2:B:1504:TRP:HE1	0.53	0.69
2:B:1474:MET:HE1	2:B:1515:VAL:CB	2.22	0.69
2:B:3178:VAL:HG12	2:B:3395:LEU:HD11	1.75	0.69
2:B:3264:ASN:CA	2:B:3306:ILE:HD11	2.23	0.69
2:B:3269:LEU:C	2:B:3269:LEU:HD22	2.13	0.69
2:B:3297:PHE:CE2	2:B:3302:ILE:HD13	2.27	0.69
3:C:136:ALA:HB2	3:C:168:ASN:HA	1.74	0.69
3:C:250:LYS:HG3	3:C:273:VAL:HG12	1.75	0.69
3:C:336:ILE:HD12	3:C:336:ILE:N	2.08	0.69
3:C:2365:GLY:O	19:C:4306:ADP:H5'2	1.92	0.69
4:D:109:PHE:CD2	15:O:121:TYR:CD2	2.80	0.69
4:D:401:GLN:HB3	4:D:417:ILE:CG2	2.23	0.69
4:D:529:ASP:OD2	4:D:532:TYR:CE2	2.45	0.69
5:E:259:ASN:HD22	5:E:298:ALA:C	1.97	0.69

Continued on next page...

Continued from previous page...

Atom-1	Atom-2	Interatomic distance (Å)	Clash overlap (Å)
9:I:81:GLU:OE1	9:I:102:ASN:CG	2.30	0.69
1:A:761:LEU:CD1	1:A:872:ASP:OD2	2.41	0.69
1:A:797:ASN:ND2	5:E:452:VAL:C	2.46	0.69
1:A:3257:VAL:HG11	1:A:3266:VAL:HG22	1.75	0.69
1:A:3257:VAL:HG13	1:A:3266:VAL:HA	1.72	0.69
1:A:3285:ASN:O	1:A:3289:LYS:HG3	1.93	0.69
1:A:3307:GLU:CG	17:Q:30:LYS:CA	2.47	0.69
2:B:789:LYS:CG	2:B:839:LEU:CD1	2.66	0.69
2:B:1116:PHE:HA	2:B:1119:LYS:HZ3	1.57	0.69
2:B:1208:LYS:HA	2:B:1208:LYS:CE	2.20	0.69
3:C:114:LEU:HD13	3:C:114:LEU:C	2.13	0.69
3:C:801:LEU:CB	3:C:824:MET:CE	2.70	0.69
4:D:90:ASP:OD2	13:M:32:LYS:HE3	1.93	0.69
4:D:517:ILE:HD13	4:D:527:ILE:CG2	2.17	0.69
1:A:789:LYS:O	5:E:433:TRP:HH2	1.75	0.69
1:A:850:SER:O	5:E:204:ASN:CB	2.41	0.69
1:A:1163:LEU:C	1:A:1163:LEU:HD23	2.13	0.69
1:A:1487:VAL:HA	1:A:1490:PHE:CZ	2.28	0.69
1:A:1504:VAL:CG2	1:A:1565:CYS:HB3	2.16	0.69
1:A:1544:ILE:HG12	1:A:1580:LYS:HG2	1.75	0.69
1:A:3442:LYS:HD2	1:A:3485:THR:N	2.08	0.69
2:B:963:PHE:CZ	3:C:39:LEU:C	2.67	0.69
2:B:2333:PRO:CA	20:B:5403:ATP:N1	2.55	0.69
2:B:3143:LEU:HD23	2:B:3698:LEU:HD13	1.73	0.69
3:C:2727:ILE:HD11	3:C:2745:LYS:CB	2.20	0.69
3:C:2740:ILE:CG1	3:C:2744:LYS:CB	2.59	0.69
4:D:395:HIS:NE2	4:D:399:VAL:HG13	2.00	0.69
4:D:499:HIS:CD2	4:D:528:TRP:HH2	2.11	0.69
5:E:20:PHE:CA	14:N:90:ASP:OD1	2.35	0.69
5:E:116:VAL:HG11	6:F:99:ALA:HB2	1.74	0.69
9:I:26:ASN:CB	9:I:98:PHE:HE2	2.04	0.69
11:K:39:GLU:N	11:K:39:GLU:OE1	2.24	0.69
12:L:77:ILE:HA	13:M:63:SER:HB2	1.72	0.69
13:M:84:LEU:C	13:M:84:LEU:HD12	2.13	0.69
1:A:1596:ARG:HD3	1:A:1603:TYR:CD1	2.28	0.68
1:A:3244:PHE:O	17:Q:125:GLY:CA	2.41	0.68
2:B:582:MET:HE2	2:B:587:GLY:N	2.08	0.68
2:B:969:LEU:O	2:B:969:LEU:HD23	1.93	0.68
3:C:2726:THR:CA	3:C:2729:LEU:CG	2.61	0.68
3:C:2892:ARG:HG2	3:C:3184:LEU:O	1.93	0.68
4:D:180:ILE:HD12	4:D:180:ILE:C	2.14	0.68

Continued on next page...

Continued from previous page...

Atom-1	Atom-2	Interatomic distance (Å)	Clash overlap (Å)
1:A:943:THR:C	1:A:944:LEU:CA	2.60	0.68
1:A:3236:ILE:CG2	1:A:3333:LEU:N	2.56	0.68
2:B:582:MET:CE	2:B:587:GLY:N	2.56	0.68
2:B:582:MET:O	5:E:186:PHE:HB3	1.93	0.68
2:B:844:LEU:O	2:B:844:LEU:HD23	1.92	0.68
3:C:352:LEU:O	3:C:352:LEU:HD13	1.93	0.68
4:D:201:GLN:OE1	9:I:102:ASN:HA	1.93	0.68
5:E:99:ILE:HD11	6:F:31:ILE:CD1	2.19	0.68
5:E:456:PRO:HD2	5:E:481:GLN:HB3	1.74	0.68
1:A:821:LEU:O	1:A:912:ARG:HD3	1.93	0.68
1:A:933:VAL:CG2	1:A:951:ILE:HD11	2.24	0.68
1:A:1148:GLU:OE2	12:L:51:LYS:HE3	1.91	0.68
1:A:1623:ILE:HD11	1:A:1680:ILE:CD1	2.17	0.68
1:A:3222:GLU:HB3	1:A:3328:ALA:CB	2.17	0.68
1:A:3222:GLU:CB	1:A:3328:ALA:CB	2.69	0.68
1:A:3273:TYR:CG	1:A:3276:SER:HB3	2.28	0.68
3:C:2726:THR:HA	3:C:2729:LEU:HD12	0.69	0.68
4:D:398:PRO:HD2	4:D:398:PRO:O	1.93	0.68
6:F:11:LEU:CD2	6:F:23:TYR:CZ	2.51	0.68
6:F:19:GLY:CA	6:F:107:ILE:HD11	2.23	0.68
6:F:91:GLN:HE21	6:F:96:THR:HG21	1.55	0.68
7:G:77:LEU:HD23	7:G:77:LEU:C	2.14	0.68
8:H:46:LYS:CE	9:I:86:ASP:HB2	2.03	0.68
15:O:19:LEU:HD23	15:O:19:LEU:O	1.94	0.68
1:A:706:GLY:N	4:D:453:LEU:HD21	2.02	0.68
1:A:817:VAL:C	1:A:818:LEU:HD12	2.11	0.68
1:A:1088:TRP:O	1:A:1092:TRP:CD1	2.46	0.68
1:A:3322:ALA:HB2	1:A:3333:LEU:HD12	1.74	0.68
2:B:736:LEU:HD12	2:B:859:TYR:CG	2.28	0.68
2:B:3238:HIS:CE1	2:B:3335:LYS:CG	2.63	0.68
3:C:2830:VAL:HG12	3:C:2834:ARG:NE	2.07	0.68
4:D:174:GLN:HB3	12:L:51:LYS:CB	2.22	0.68
8:H:60:ILE:HA	9:I:85:TYR:HB3	1.75	0.68
12:L:77:ILE:HG23	13:M:63:SER:CB	2.20	0.68
14:N:116:ALA:O	15:O:131:PHE:HD1	1.75	0.68
1:A:819:VAL:CA	1:A:840:TYR:HE2	2.05	0.68
1:A:1100:LEU:HD22	1:A:1163:LEU:HB2	1.74	0.68
1:A:1101:HIS:HA	1:A:1163:LEU:HD12	1.75	0.68
1:A:1517:LEU:HD11	1:A:1582:GLU:HG2	1.74	0.68
1:A:3220:ILE:HG22	1:A:3224:LYS:HE3	1.75	0.68
2:B:555:LEU:HG	2:B:625:LEU:CD2	2.24	0.68

Continued on next page...

Continued from previous page...

Atom-1	Atom-2	Interatomic distance (Å)	Clash overlap (Å)
2:B:783:MET:CE	2:B:847:VAL:CG2	2.71	0.68
2:B:899:LEU:CD1	2:B:900:PHE:N	2.52	0.68
2:B:1374:THR:C	2:B:1420:LEU:CB	2.62	0.68
2:B:2192:CYS:SG	20:B:5403:ATP:C8	2.86	0.68
3:C:10:LEU:HD21	3:C:66:ASN:N	2.08	0.68
3:C:2581:LEU:HD23	3:C:2581:LEU:C	2.14	0.68
3:C:2639:ASP:HB3	3:C:2643:GLU:HG3	1.74	0.68
3:C:2639:ASP:CA	3:C:2643:GLU:HG3	2.24	0.68
4:D:174:GLN:HA	13:M:62:GLY:HA2	0.75	0.68
4:D:251:MET:CG	7:G:136:MET:HE1	2.18	0.68
4:D:353:LEU:HD23	4:D:353:LEU:C	2.13	0.68
4:D:517:ILE:HD11	4:D:550:TRP:CZ2	2.28	0.68
5:E:225:GLN:H	5:E:225:GLN:CD	1.96	0.68
7:G:125:PHE:CZ	7:G:136:MET:HE3	2.28	0.68
13:M:71:LYS:HG3	13:M:86:LYS:HD3	1.74	0.68
1:A:700:LYS:HE2	4:D:455:GLY:HA3	1.75	0.68
1:A:1146:GLN:CD	13:M:9:ALA:HB3	2.08	0.68
2:B:555:LEU:HD23	2:B:625:LEU:HD22	0.68	0.68
2:B:899:LEU:CD1	2:B:900:PHE:CD1	2.77	0.68
2:B:1458:PHE:CE1	2:B:1560:MET:O	2.46	0.68
2:B:1529:TYR:HB2	2:B:1549:PHE:HZ	1.58	0.68
3:C:2725:ALA:O	3:C:2729:LEU:CG	2.40	0.68
5:E:48:ILE:CG1	12:L:88:PHE:CZ	2.77	0.68
6:F:81:THR:CG2	7:G:114:VAL:CG2	2.42	0.68
6:F:81:THR:HG22	7:G:123:LEU:HD23	1.75	0.68
7:G:61:GLU:OE1	7:G:61:GLU:N	2.26	0.68
15:O:30:TYR:HH	15:O:126:VAL:HG12	1.57	0.68
1:A:695:LEU:C	1:A:695:LEU:HD23	2.14	0.68
1:A:1596:ARG:HH21	1:A:1610:LEU:HD23	1.58	0.68
1:A:1639:PHE:CE1	1:A:1653:ILE:HG12	2.28	0.68
2:B:436:PHE:HD2	2:B:463:PHE:CZ	2.11	0.68
2:B:952:PRO:CG	3:C:223:THR:CA	0.70	0.68
3:C:359:GLY:CA	3:C:440:TYR:CB	2.72	0.68
3:C:2800:PRO:CB	3:C:2818:VAL:CG2	2.71	0.68
5:E:24:GLU:OE2	14:N:91:THR:CG2	2.41	0.68
1:A:576:TYR:CE1	1:A:620:PRO:C	2.66	0.68
1:A:604:ALA:HB3	1:A:698:GLU:CG	2.24	0.68
1:A:730:LEU:HD21	1:A:781:LEU:CD2	2.17	0.68
1:A:739:ARG:HH11	1:A:743:LYS:NZ	1.92	0.68
1:A:818:LEU:HB2	1:A:844:LYS:HG3	1.76	0.68
2:B:58:SER:N	2:B:71:CYS:CB	2.56	0.68

Continued on next page...

Continued from previous page...

Atom-1	Atom-2	Interatomic distance (Å)	Clash overlap (Å)
2:B:531:LEU:HD21	2:B:540:LEU:HD11	1.71	0.68
2:B:746:GLU:O	2:B:750:PRO:HD3	1.93	0.68
3:C:113:ILE:HD11	3:C:185:PHE:CE1	2.29	0.68
3:C:834:VAL:HG22	3:C:881:ILE:HD11	1.75	0.68
3:C:2720:PRO:C	3:C:2798:PHE:HZ	1.98	0.68
3:C:2723:PHE:HZ	3:C:2745:LYS:HE3	1.57	0.68
4:D:517:ILE:HG13	4:D:550:TRP:CZ2	2.29	0.68
4:D:590:LEU:HD23	4:D:604:VAL:HG13	1.71	0.68
10:J:37:LEU:C	10:J:37:LEU:HD23	2.14	0.68
11:K:36:TYR:HD2	11:K:41:LYS:HB3	1.58	0.68
16:P:53:LEU:O	16:P:57:ILE:N	2.25	0.68
1:A:785:HIS:NE2	4:D:391:ARG:NH2	2.39	0.68
1:A:1551:ILE:HA	1:A:1554:LYS:HE2	1.76	0.68
1:A:3247:ARG:HA	17:Q:105:ASN:O	1.94	0.68
3:C:2640:ALA:HA	3:C:2643:GLU:CB	2.11	0.68
3:C:2701:ILE:CD1	3:C:2704:LYS:HG3	2.23	0.68
6:F:73:ASP:OD1	6:F:73:ASP:O	2.11	0.68
9:I:24:ILE:HG23	9:I:98:PHE:CD1	2.29	0.68
12:L:28:GLN:HA	12:L:28:GLN:NE2	2.07	0.68
1:A:307:LEU:O	1:A:311:LYS:CB	2.42	0.68
1:A:791:LEU:O	1:A:795:ILE:HG13	1.93	0.68
1:A:1045:LEU:HD13	1:A:1045:LEU:C	2.14	0.68
1:A:1212:LEU:HD23	1:A:1212:LEU:C	2.14	0.68
1:A:1433:LEU:HD21	1:A:1481:PHE:CD2	2.28	0.68
1:A:1458:MET:HE3	1:A:1518:TRP:CH2	2.27	0.68
2:B:783:MET:HE2	2:B:847:VAL:CG2	2.23	0.68
2:B:966:LYS:HG3	3:C:341:TRP:HE1	1.57	0.68
2:B:3271:ASP:CG	2:B:3272:PRO:HD2	2.11	0.68
3:C:346:LEU:H	3:C:346:LEU:HD13	1.59	0.68
3:C:2784:ASN:C	3:C:2787:ILE:HG22	2.14	0.68
4:D:297:LYS:HZ3	4:D:328:LEU:CD1	2.07	0.68
4:D:517:ILE:CD1	4:D:527:ILE:CG1	2.71	0.68
6:F:37:GLU:OE1	6:F:37:GLU:HA	1.94	0.68
6:F:62:VAL:HG21	7:G:106:LEU:CD1	2.12	0.68
1:A:607:ILE:HD13	1:A:655:PHE:HD2	1.59	0.67
1:A:1458:MET:SD	1:A:1548:TRP:HD1	2.16	0.67
1:A:1601:ARG:HE	1:A:1688:GLU:CD	1.92	0.67
1:A:3293:PHE:CE1	1:A:3335:TRP:HH2	2.11	0.67
2:B:408:THR:O	2:B:412:LEU:HB3	1.93	0.67
2:B:741:ILE:HD13	2:B:776:LEU:CD1	2.20	0.67
2:B:938:PHE:HD2	2:B:956:LEU:HD11	1.59	0.67

Continued on next page...

Continued from previous page...

Atom-1	Atom-2	Interatomic distance (Å)	Clash overlap (Å)
2:B:1458:PHE:CD1	2:B:1560:MET:CE	2.78	0.67
2:B:1608:ARG:HG3	2:B:1638:PHE:HE1	1.58	0.67
4:D:567:GLN:CD	4:D:578:LYS:CE	2.62	0.67
15:O:34:ILE:HG23	15:O:71:ILE:HD12	1.76	0.67
1:A:791:LEU:HD11	1:A:795:ILE:HD11	1.77	0.67
1:A:3191:LYS:HE2	1:A:3360:GLU:HG2	1.76	0.67
1:A:3651:GLN:HE22	1:A:3837:THR:HG22	1.60	0.67
2:B:673:PHE:CE1	2:B:677:LEU:CD1	2.75	0.67
2:B:1531:ILE:HD12	2:B:1595:LEU:HD13	1.76	0.67
2:B:3173:ILE:HG22	2:B:3177:LYS:HE3	1.76	0.67
3:C:258:ALA:HB1	3:C:357:ILE:HD13	1.77	0.67
3:C:2365:GLY:HA2	19:C:4306:ADP:H5'2	1.74	0.67
3:C:2698:LEU:HD21	3:C:2768:LEU:HB3	1.76	0.67
4:D:162:LEU:C	4:D:162:LEU:HD23	2.14	0.67
12:L:77:ILE:HG13	13:M:65:ILE:HD11	1.73	0.67
15:O:31:PRO:HB3	15:O:109:ASN:HD21	1.59	0.67
16:P:39:TRP:C	16:P:40:SER:CA	2.62	0.67
1:A:722:LYS:O	1:A:726:TYR:CD2	2.43	0.67
1:A:732:TYR:CD1	4:D:391:ARG:HB2	2.29	0.67
1:A:1515:GLN:O	1:A:1519:THR:OG1	2.10	0.67
1:A:1634:ILE:C	1:A:1634:ILE:HD12	2.14	0.67
1:A:2042:ARG:HG3	1:A:2278:ASN:HA	1.75	0.67
1:A:3306:LEU:CD1	1:A:3310:LEU:CG	2.72	0.67
2:B:789:LYS:CB	2:B:839:LEU:HD13	2.21	0.67
2:B:1238:LYS:NZ	2:B:1308:LEU:CA	2.56	0.67
2:B:3829:VAL:HG11	2:B:3946:ILE:CD1	2.24	0.67
3:C:29:VAL:CG2	3:C:92:ALA:O	2.42	0.67
3:C:2708:GLN:HG3	3:C:2809:ALA:HB1	1.76	0.67
10:J:21:PHE:CZ	10:J:37:LEU:HD21	2.29	0.67
1:A:670:LEU:HD21	1:A:772:TRP:HD1	1.55	0.67
2:B:551:TYR:HD2	2:B:622:VAL:CG1	2.06	0.67
3:C:24:HIS:CD2	3:C:325:SER:OG	2.45	0.67
4:D:77:PRO:HA	15:O:102:LEU:HD23	1.76	0.67
14:N:85:ILE:HB	14:N:98:ILE:CD1	2.14	0.67
1:A:704:ARG:CZ	4:D:457:ALA:N	2.58	0.67
1:A:1126:VAL:CG2	1:A:1131:SER:OG	2.42	0.67
1:A:1452:LYS:CA	1:A:1458:MET:N	2.52	0.67
1:A:3236:ILE:CG2	1:A:3333:LEU:CA	2.72	0.67
1:A:3345:LYS:HE3	1:A:3345:LYS:HA	1.77	0.67
2:B:872:SER:HB2	2:B:965:ILE:HD11	1.75	0.67
2:B:888:PRO:CA	2:B:891:ILE:HG22	2.24	0.67

Continued on next page...

Continued from previous page...

Atom-1	Atom-2	Interatomic distance (Å)	Clash overlap (Å)
2:B:1467:PHE:CG	2:B:1470:LEU:HD11	2.27	0.67
2:B:3119:LYS:HB3	2:B:3119:LYS:HZ3	1.57	0.67
3:C:2730:LEU:HD23	3:C:2738:ILE:CD1	2.25	0.67
3:C:2827:ILE:O	3:C:2831:GLU:HG3	1.93	0.67
4:D:105:MET:HE3	14:N:47:THR:O	1.94	0.67
5:E:23:THR:HG23	14:N:88:TYR:CD1	2.28	0.67
1:A:50:LEU:O	1:A:102:ALA:CB	2.40	0.67
1:A:3421:SER:HB2	1:A:3716:LEU:HD21	1.76	0.67
2:B:792:LYS:HE3	2:B:796:ASN:ND2	2.10	0.67
2:B:1058:LYS:HB2	2:B:1166:GLU:CG	2.24	0.67
2:B:1115:ASP:C	2:B:1119:LYS:HZ2	1.97	0.67
2:B:1317:LEU:HA	16:P:61:GLU:HA	1.55	0.67
2:B:3764:LEU:HD11	2:B:3816:LEU:HD21	1.77	0.67
3:C:53:PRO:CG	3:C:81:PRO:HB2	2.21	0.67
3:C:753:ILE:CB	3:C:820:SER:HB2	2.25	0.67
4:D:97:LYS:HE3	13:M:32:LYS:HE2	1.75	0.67
4:D:569:TYR:CZ	4:D:578:LYS:CD	2.74	0.67
5:E:266:THR:HG21	5:E:320:THR:CA	2.11	0.67
7:G:119:PRO:HG3	9:I:16:ARG:NH2	2.10	0.67
9:I:19:MET:HB2	9:I:22:LYS:CG	2.24	0.67
1:A:805:ARG:H	5:E:150:LEU:HA	1.57	0.67
1:A:1632:ASP:OD1	1:A:1842:LYS:NZ	2.27	0.67
1:A:3304:GLU:HB2	17:Q:78:SER:CA	2.18	0.67
2:B:783:MET:CE	2:B:847:VAL:HG21	2.25	0.67
2:B:794:LEU:CA	2:B:797:PHE:HD2	2.03	0.67
2:B:861:ASP:OD2	3:C:171:ARG:CD	2.42	0.67
2:B:3153:LEU:HD12	2:B:3707:LEU:CD1	1.95	0.67
2:B:3267:ILE:CG2	2:B:3271:ASP:HB2	2.24	0.67
3:C:2793:LEU:O	3:C:2796:PRO:CG	2.43	0.67
4:D:288:ARG:NH1	4:D:585:VAL:HG11	2.10	0.67
5:E:23:THR:HG22	14:N:88:TYR:CD1	2.23	0.67
6:F:45:ALA:HA	6:F:48:ILE:HG22	1.77	0.67
8:H:58:HIS:HD2	9:I:87:VAL:CG1	2.00	0.67
10:J:32:CYS:SG	10:J:96:ILE:HG12	2.33	0.67
10:J:48:LEU:HD12	10:J:100:ILE:HD12	1.74	0.67
1:A:755:HIS:CE1	1:A:869:TYR:CG	2.81	0.67
1:A:1416:ILE:O	1:A:1420:THR:HG23	1.95	0.67
1:A:1642:ALA:HB3	1:A:1652:GLN:HB2	1.76	0.67
1:A:3317:PHE:HD1	1:A:3333:LEU:CD2	2.06	0.67
2:B:799:VAL:HB	2:B:800:LYS:N	2.09	0.67
2:B:1429:GLU:O	2:B:1433:VAL:HG23	1.95	0.67

Continued on next page...

Continued from previous page...

Atom-1	Atom-2	Interatomic distance (Å)	Clash overlap (Å)
2:B:1474:MET:HE2	2:B:1515:VAL:HG11	1.62	0.67
3:C:163:GLY:HA2	3:C:174:PHE:CD2	2.30	0.67
4:D:553:TYR:HE1	4:D:595:PHE:HZ	1.40	0.67
6:F:54:ASP:CG	7:G:109:LYS:HE2	2.15	0.67
1:A:1100:LEU:HD22	1:A:1163:LEU:HD12	1.76	0.67
1:A:3269:LEU:HD21	17:Q:33:PHE:O	1.90	0.67
2:B:1139:LEU:HD13	2:B:1139:LEU:C	2.15	0.67
2:B:1447:ILE:HG12	2:B:1480:HIS:ND1	2.09	0.67
2:B:1507:LYS:CD	2:B:1571:GLU:OE1	2.41	0.67
3:C:2018:GLN:HG3	19:C:4305:ADP:C2'	2.24	0.67
4:D:106:ILE:CD1	15:O:99:SER:OG	2.39	0.67
4:D:570:ASP:H	4:D:579:LEU:HD13	1.58	0.67
5:E:46:ASN:OD1	12:L:88:PHE:CZ	2.47	0.67
12:L:77:ILE:HA	13:M:63:SER:OG	1.95	0.67
14:N:70:THR:OG1	14:N:111:SER:OG	2.12	0.67
1:A:586:VAL:HG21	4:D:523:TRP:CE2	2.28	0.67
1:A:596:LEU:HD23	1:A:602:PRO:HA	1.74	0.67
1:A:670:LEU:HD23	1:A:670:LEU:O	1.94	0.67
1:A:732:TYR:HB2	4:D:390:VAL:CB	2.25	0.67
1:A:801:ILE:CG1	5:E:149:THR:HG21	2.12	0.67
1:A:943:THR:CA	1:A:944:LEU:N	2.57	0.67
1:A:1126:VAL:O	1:A:1126:VAL:HG12	1.95	0.67
1:A:1570:LEU:H	1:A:1570:LEU:HD12	1.60	0.67
2:B:501:ARG:HH12	4:D:491:GLN:NE2	1.90	0.67
2:B:794:LEU:HB3	2:B:797:PHE:HE2	1.59	0.67
2:B:1531:ILE:HD13	2:B:1618:LEU:CD2	2.24	0.67
3:C:39:LEU:HD13	3:C:39:LEU:O	1.95	0.67
3:C:85:HIS:HA	3:C:99:GLY:O	1.95	0.67
3:C:360:PRO:N	3:C:361:PRO:HD2	2.10	0.67
3:C:2800:PRO:HA	3:C:2814:CYS:HB3	1.76	0.67
5:E:68:THR:HB	8:H:70:THR:HG22	1.77	0.67
5:E:80:TRP:O	8:H:80:TYR:CZ	2.48	0.67
5:E:203:LEU:HD23	5:E:203:LEU:C	2.15	0.67
5:E:420:THR:CG2	5:E:472:SER:O	2.42	0.67
10:J:82:LYS:HG3	11:K:65:HIS:HE2	1.60	0.67
11:K:84:GLN:OE1	11:K:84:GLN:N	2.27	0.67
1:A:886:ILE:O	1:A:890:TYR:HD1	1.78	0.66
1:A:3308:PRO:HG3	17:Q:58:SER:N	2.10	0.66
2:B:412:LEU:HD13	2:B:412:LEU:C	2.15	0.66
2:B:682:LYS:HZ2	5:E:186:PHE:HE1	1.30	0.66
2:B:837:GLN:OE1	2:B:837:GLN:HA	1.95	0.66

Continued on next page...

Continued from previous page...

Atom-1	Atom-2	Interatomic distance (Å)	Clash overlap (Å)
2:B:883:ASN:CA	2:B:886:ILE:HG22	2.24	0.66
3:C:2593:ARG:NH2	3:C:2597:GLU:CG	2.58	0.66
4:D:285:PRO:CB	4:D:584:ILE:HG22	2.25	0.66
5:E:46:ASN:CG	12:L:88:PHE:CZ	2.68	0.66
14:N:84:GLN:HG3	15:O:61:GLU:CA	2.23	0.66
1:A:57:TYR:CA	1:A:103:ASP:HA	2.24	0.66
1:A:1417:GLU:O	1:A:1421:GLU:CG	2.40	0.66
1:A:3124:ILE:CD1	1:A:3425:GLU:HG3	2.24	0.66
2:B:3:ASP:CB	2:B:7:LYS:N	2.56	0.66
3:C:2799:THR:O	3:C:2803:MET:HG2	1.95	0.66
1:A:837:GLN:NE2	1:A:958:ALA:HB1	2.01	0.66
1:A:841:ILE:HD13	1:A:961:ALA:CB	2.23	0.66
1:A:906:LEU:CD1	1:A:998:VAL:CG1	1.85	0.66
1:A:1448:GLY:N	1:A:1460:ASN:O	2.27	0.66
1:A:3117:PHE:CE2	1:A:3429:TRP:CZ3	2.83	0.66
2:B:523:LEU:HD23	2:B:523:LEU:C	2.16	0.66
2:B:1458:PHE:CE1	2:B:1560:MET:HE1	2.31	0.66
2:B:3289:ALA:O	2:B:3293:LYS:HG3	1.95	0.66
3:C:36:PHE:CE2	3:C:97:VAL:HG11	2.30	0.66
4:D:208:TYR:CZ	9:I:100:ASN:CB	2.76	0.66
4:D:395:HIS:CG	4:D:418:SER:HB3	2.30	0.66
4:D:590:LEU:N	4:D:590:LEU:HD12	2.11	0.66
5:E:112:LEU:HD23	6:F:97:MET:HE2	1.75	0.66
6:F:54:ASP:OD2	7:G:109:LYS:NZ	2.24	0.66
10:J:43:GLU:OE2	10:J:43:GLU:HA	1.95	0.66
12:L:75:GLN:CB	13:M:65:ILE:HG23	2.19	0.66
1:A:597:VAL:CG1	4:D:460:LEU:CD1	2.71	0.66
1:A:697:ARG:NH2	4:D:419:SER:HG	1.92	0.66
1:A:1100:LEU:CD2	1:A:1163:LEU:HD12	2.25	0.66
1:A:1195:GLU:OE2	13:M:12:MET:N	2.29	0.66
1:A:2037:GLN:HE22	1:A:4479:GLN:HE22	1.42	0.66
1:A:2500:THR:OG1	21:A:4705:MG:MG	1.38	0.66
1:A:3335:TRP:CZ2	1:A:3339:ILE:HD11	2.29	0.66
2:B:524:LEU:HD23	2:B:524:LEU:C	2.14	0.66
2:B:732:VAL:O	2:B:735:PRO:HG2	1.95	0.66
3:C:2687:ALA:HB2	3:C:2830:VAL:HG21	1.77	0.66
5:E:48:ILE:CA	12:L:88:PHE:HE2	2.08	0.66
6:F:81:THR:OG1	7:G:121:ASN:ND2	2.27	0.66
14:N:72:ILE:CB	15:O:97:ILE:CD1	2.73	0.66
1:A:805:ARG:HH12	5:E:152:LEU:CD2	2.07	0.66
1:A:935:VAL:HG11	1:A:1017:LEU:CD2	2.25	0.66

Continued on next page...

Continued from previous page...

Atom-1	Atom-2	Interatomic distance (Å)	Clash overlap (Å)
1:A:1146:GLN:CG	13:M:9:ALA:HB3	2.05	0.66
2:B:409:SER:O	2:B:413:PHE:CA	2.43	0.66
2:B:429:LEU:HD11	2:B:489:PHE:CD1	2.30	0.66
2:B:501:ARG:NH1	4:D:491:GLN:OE1	2.19	0.66
2:B:1119:LYS:HB3	2:B:1138:LYS:CD	2.25	0.66
4:D:531:LYS:NZ	4:D:532:TYR:CZ	2.63	0.66
5:E:66:VAL:HG11	8:H:72:GLU:CD	2.16	0.66
5:E:112:LEU:HD23	5:E:112:LEU:C	2.16	0.66
5:E:517:LYS:HB3	5:E:517:LYS:HZ2	1.61	0.66
8:H:70:THR:O	9:I:76:GLN:NE2	2.27	0.66
1:A:709:ILE:CD1	4:D:454:ILE:HG21	2.25	0.66
1:A:729:GLU:CB	4:D:391:ARG:HH12	2.08	0.66
1:A:1423:ALA:O	1:A:1427:LEU:CG	2.42	0.66
1:A:2298:LEU:HD11	20:A:4702:ATP:C6	2.30	0.66
1:A:3311:ASN:HD22	17:Q:30:LYS:C	1.95	0.66
2:B:532:THR:H	2:B:536:ILE:CD1	2.06	0.66
5:E:50:LEU:CD2	12:L:23:PHE:HB2	2.24	0.66
5:E:435:ASP:HB2	5:E:446:ILE:HG21	1.75	0.66
1:A:899:LEU:CD1	1:A:992:ASP:OD2	2.35	0.66
1:A:1230:TYR:C	1:A:1256:TYR:HA	2.16	0.66
1:A:2839:LEU:CD1	19:A:4703:ADP:N3	2.55	0.66
2:B:2863:VAL:HG21	2:B:3059:VAL:HG22	1.77	0.66
2:B:3121:LEU:HD13	2:B:3121:LEU:C	2.16	0.66
3:C:2694:ALA:HA	3:C:2819:ASN:HB3	1.78	0.66
5:E:21:GLN:HG2	5:E:21:GLN:O	1.95	0.66
5:E:30:ILE:HD12	5:E:30:ILE:O	1.94	0.66
15:O:95:LEU:O	15:O:95:LEU:HD12	1.96	0.66
1:A:854:GLU:OE1	5:E:203:LEU:O	2.14	0.66
1:A:1151:MET:HE3	4:D:176:ILE:CB	2.25	0.66
1:A:1199:LYS:NZ	13:M:13:GLU:HG2	2.11	0.66
3:C:272:SER:OG	3:C:322:GLU:HG3	1.96	0.66
3:C:2774:VAL:HG12	3:C:2780:VAL:HG22	1.77	0.66
4:D:576:LEU:HD13	4:D:576:LEU:C	2.16	0.66
5:E:47:PHE:C	12:L:88:PHE:CE2	2.70	0.66
14:N:25:PHE:CZ	14:N:103:ILE:CG2	2.47	0.66
1:A:614:PHE:CE1	1:A:648:LEU:HG	2.31	0.66
1:A:1066:VAL:HG12	1:A:1068:THR:H	1.61	0.66
1:A:1638:THR:CB	1:A:1655:GLN:HG2	2.23	0.66
1:A:2298:LEU:HD21	20:A:4702:ATP:C8	2.31	0.66
1:A:3124:ILE:HD13	1:A:3425:GLU:CG	2.24	0.66
1:A:3307:GLU:N	1:A:3308:PRO:HD2	2.11	0.66

Continued on next page...

Continued from previous page...

Atom-1	Atom-2	Interatomic distance (Å)	Clash overlap (Å)
2:B:669:ILE:HB	2:B:719:VAL:HG11	0.90	0.66
3:C:2581:LEU:CD1	3:C:2937:TYR:CZ	2.79	0.66
3:C:2593:ARG:HH21	3:C:2597:GLU:HB2	1.61	0.66
3:C:2636:LYS:O	3:C:2640:ALA:HB2	1.96	0.66
4:D:134:LYS:HB2	4:D:134:LYS:NZ	2.11	0.66
4:D:292:GLU:OE1	4:D:292:GLU:N	2.19	0.66
4:D:569:TYR:HH	4:D:578:LYS:CD	1.98	0.66
4:D:572:ASN:HD21	4:D:643:LYS:HD2	1.61	0.66
6:F:28:GLU:CD	6:F:28:GLU:H	1.97	0.66
7:G:111:ARG:HH21	7:G:139:PRO:HB2	1.60	0.66
1:A:597:VAL:HG22	4:D:502:ALA:HB3	1.77	0.66
1:A:617:ILE:CD1	1:A:647:GLN:HE22	2.02	0.66
1:A:794:LEU:HD13	1:A:794:LEU:O	1.95	0.66
1:A:3194:ALA:HB3	1:A:3356:VAL:HG22	1.77	0.66
2:B:1329:PRO:CB	2:B:1413:GLU:N	2.59	0.66
2:B:3140:LEU:HD23	2:B:3140:LEU:C	2.16	0.66
2:B:4314:ILE:HD12	2:B:4391:ILE:HG23	1.76	0.66
3:C:34:ILE:HG23	3:C:57:VAL:CG1	2.26	0.66
3:C:143:PRO:HG3	3:C:187:TRP:NE1	2.10	0.66
4:D:297:LYS:HB3	4:D:316:LEU:HB3	1.78	0.66
6:F:48:ILE:HD13	6:F:98:LEU:HD23	1.63	0.66
8:H:12:LYS:HE2	8:H:80:TYR:CZ	2.30	0.66
10:J:77:HIS:ND1	11:K:70:VAL:HG23	2.05	0.66
1:A:803:GLU:HG2	5:E:148:LYS:CD	2.22	0.65
1:A:818:LEU:O	1:A:818:LEU:HD22	1.95	0.65
1:A:906:LEU:HB3	1:A:998:VAL:CG1	2.27	0.65
1:A:1013:VAL:CA	1:A:1016:PHE:HE1	2.09	0.65
1:A:3241:LEU:CD1	17:Q:104:TYR:CD1	2.53	0.65
1:A:3442:LYS:HD2	1:A:3485:THR:HA	1.77	0.65
2:B:804:ARG:NH1	2:B:898:PRO:O	2.28	0.65
2:B:1115:ASP:C	2:B:1119:LYS:NZ	2.49	0.65
2:B:3453:LEU:HD22	2:B:3492:ILE:HD12	1.76	0.65
3:C:354:VAL:HG21	3:C:357:ILE:CG1	2.21	0.65
3:C:2740:ILE:CB	3:C:2744:LYS:O	2.39	0.65
4:D:93:THR:HG22	4:D:95:LYS:HG2	1.78	0.65
4:D:417:ILE:CD1	4:D:474:VAL:HG23	2.26	0.65
5:E:20:PHE:CG	15:O:80:LYS:CE	2.61	0.65
5:E:377:ASN:HD22	5:E:377:ASN:N	1.94	0.65
13:M:84:LEU:HD12	13:M:84:LEU:O	1.95	0.65
1:A:870:PRO:C	1:A:871:LEU:CD1	2.64	0.65
1:A:1511:TRP:CA	1:A:1574:LEU:CD1	2.73	0.65

Continued on next page...

Continued from previous page...

Atom-1	Atom-2	Interatomic distance (Å)	Clash overlap (Å)
1:A:3249:ILE:HD11	1:A:3273:TYR:HA	1.78	0.65
1:A:3267:LEU:N	1:A:3267:LEU:HD12	2.11	0.65
1:A:3308:PRO:CD	17:Q:57:LEU:CA	2.73	0.65
2:B:99:LEU:O	2:B:100:THR:C	2.35	0.65
2:B:411:ALA:HA	2:B:414:VAL:HG23	1.78	0.65
2:B:952:PRO:N	3:C:223:THR:HA	2.09	0.65
2:B:1377:PRO:CB	2:B:1424:GLU:OE2	2.44	0.65
2:B:1595:LEU:HD23	2:B:1595:LEU:O	1.96	0.65
4:D:331:LEU:HD12	4:D:331:LEU:N	2.11	0.65
8:H:35:CYS:HB3	8:H:40:GLU:HB3	1.79	0.65
15:O:22:LEU:HD12	15:O:23:ASN:OD1	1.94	0.65
1:A:596:LEU:HD12	1:A:596:LEU:N	2.11	0.65
1:A:634:ILE:HG23	1:A:638:TYR:CZ	2.25	0.65
1:A:1596:ARG:NH1	1:A:1909:LYS:HE3	2.11	0.65
2:B:429:LEU:HD11	2:B:489:PHE:CE1	2.31	0.65
2:B:492:PHE:HA	2:B:495:LYS:HD2	1.77	0.65
2:B:1447:ILE:CG2	2:B:1504:TRP:CE2	2.47	0.65
3:C:287:PHE:HB3	3:C:320:PRO:HB2	1.78	0.65
3:C:354:VAL:HG13	3:C:357:ILE:HB	1.78	0.65
5:E:112:LEU:CD2	6:F:97:MET:CE	2.74	0.65
8:H:46:LYS:HZ1	9:I:86:ASP:C	1.91	0.65
9:I:81:GLU:OE1	9:I:102:ASN:CB	2.45	0.65
15:O:31:PRO:HD3	15:O:109:ASN:HD22	1.62	0.65
17:Q:7:CYS:O	17:Q:11:ILE:N	2.27	0.65
1:A:913:VAL:C	1:A:1073:ALA:HB1	2.15	0.65
1:A:944:LEU:HD21	1:A:1017:LEU:HD21	1.76	0.65
1:A:1274:GLY:CA	4:D:160:GLN:OE1	2.44	0.65
1:A:3099:TYR:CE1	1:A:3447:VAL:HG12	2.31	0.65
1:A:3249:ILE:HD11	1:A:3273:TYR:CA	2.27	0.65
2:B:581:ASN:HD21	5:E:184:MET:HE1	1.61	0.65
2:B:762:ILE:O	2:B:766:ILE:HG13	1.95	0.65
2:B:1242:GLN:O	2:B:1251:SER:CA	2.44	0.65
10:J:97:TYR:HB2	10:J:106:LEU:HD13	1.79	0.65
12:L:77:ILE:N	12:L:77:ILE:HD12	2.11	0.65
1:A:666:SER:CB	1:A:695:LEU:HD13	2.27	0.65
1:A:3099:TYR:HA	1:A:3451:THR:CG2	2.24	0.65
1:A:3212:VAL:HG23	1:A:3338:ALA:HB1	1.79	0.65
2:B:783:MET:HE1	2:B:847:VAL:HG21	1.78	0.65
2:B:1329:PRO:C	2:B:1412:PHE:CB	2.65	0.65
2:B:1423:TYR:O	2:B:1427:VAL:HG23	1.96	0.65
2:B:2189:GLY:HA2	20:B:5403:ATP:C5'	2.25	0.65

Continued on next page...

Continued from previous page...

Atom-1	Atom-2	Interatomic distance (Å)	Clash overlap (Å)
2:B:3234:LEU:HD11	2:B:3336:LEU:CD2	2.26	0.65
3:C:269:PHE:HB2	3:C:291:SER:HB3	1.77	0.65
3:C:972:LEU:HD21	3:C:1017:MET:CE	2.27	0.65
3:C:3732:HIS:CG	3:C:3757:LEU:HD12	2.32	0.65
6:F:35:ARG:HE	6:F:41:SER:HB2	1.62	0.65
11:K:42:ILE:HG22	11:K:62:VAL:HG21	1.79	0.65
12:L:75:GLN:HB2	13:M:65:ILE:HG23	1.76	0.65
14:N:24:VAL:HG13	14:N:25:PHE:CD2	2.31	0.65
1:A:121:GLY:N	2:B:106:LYS:HA	2.06	0.65
1:A:700:LYS:CE	4:D:455:GLY:CA	2.72	0.65
1:A:1596:ARG:HG2	1:A:1603:TYR:CZ	2.32	0.65
2:B:467:VAL:HG13	2:B:471:THR:OG1	1.91	0.65
2:B:734:GLU:N	2:B:735:PRO:HD2	2.12	0.65
2:B:3402:LYS:C	2:B:3402:LYS:HD3	2.16	0.65
1:A:732:TYR:H	4:D:390:VAL:CG2	2.10	0.65
1:A:1100:LEU:HD23	1:A:1100:LEU:C	2.16	0.65
1:A:1126:VAL:HG12	1:A:1132:LEU:HD12	1.79	0.65
1:A:1190:LEU:HD23	1:A:1190:LEU:C	2.17	0.65
1:A:3386:ASN:O	1:A:3390:VAL:CG2	2.40	0.65
2:B:3238:HIS:ND1	2:B:3335:LYS:CG	2.51	0.65
2:B:3257:ARG:HG2	2:B:3276:VAL:HG11	1.79	0.65
3:C:2770:ASN:O	3:C:2774:VAL:HG23	1.97	0.65
4:D:177:ASN:CG	13:M:60:ASN:CB	2.58	0.65
4:D:543:MET:SD	4:D:563:MET:HB3	2.36	0.65
5:E:72:GLY:HA2	8:H:68:PHE:HA	1.79	0.65
10:J:101:GLU:OE1	10:J:101:GLU:HA	1.95	0.65
1:A:797:ASN:CA	5:E:450:HIS:CE1	2.79	0.65
1:A:850:SER:CA	5:E:204:ASN:CB	2.74	0.65
1:A:1118:LEU:HD22	1:A:1118:LEU:H	1.61	0.65
1:A:1597:LYS:HZ1	1:A:1962:ILE:HD11	1.61	0.65
1:A:1642:ALA:HB2	1:A:1652:GLN:CB	2.26	0.65
2:B:1242:GLN:C	2:B:1251:SER:N	2.50	0.65
3:C:268:ILE:CD1	3:C:301:TRP:CZ2	2.80	0.65
3:C:2635:LYS:O	3:C:2643:GLU:OE2	2.14	0.65
4:D:421:GLY:HA3	4:D:441:LEU:CD1	2.22	0.65
4:D:571:LEU:HD13	4:D:647:TYR:CD2	2.31	0.65
10:J:48:LEU:HD23	10:J:60:ILE:HD13	1.77	0.65
1:A:332:PRO:N	1:A:380:ARG:CB	2.59	0.65
1:A:669:ALA:HB1	1:A:689:ASP:OD2	1.95	0.65
1:A:801:ILE:CG1	5:E:149:THR:OG1	2.41	0.65
1:A:1450:TRP:CD1	1:A:1518:TRP:HZ3	2.14	0.65

Continued on next page...

Continued from previous page...

Atom-1	Atom-2	Interatomic distance (Å)	Clash overlap (Å)
1:A:3194:ALA:HB1	1:A:3356:VAL:HG22	1.69	0.65
1:A:3249:ILE:CD1	17:Q:106:PHE:HZ	1.95	0.65
2:B:1058:LYS:HD3	2:B:1167:MET:SD	2.37	0.65
2:B:1612:LEU:HD21	2:B:1637:CYS:SG	2.36	0.65
2:B:3164:VAL:HG11	2:B:3409:ALA:CB	2.23	0.65
2:B:3231:VAL:HG13	2:B:3339:TRP:CD1	2.32	0.65
4:D:175:THR:CB	13:M:61:PHE:H	2.08	0.65
5:E:252:ILE:HG13	5:E:253:MET:HG2	1.79	0.65
6:F:50:ALA:HB2	8:H:83:GLN:CG	2.26	0.65
10:J:77:HIS:CG	11:K:70:VAL:HG23	2.32	0.65
1:A:690:LEU:N	1:A:690:LEU:HD12	2.12	0.65
1:A:948:LEU:CG	1:A:1010:LYS:HG2	2.26	0.65
1:A:1183:LEU:HD23	1:A:1183:LEU:C	2.17	0.65
1:A:3269:LEU:HD23	17:Q:34:GLN:N	2.07	0.65
1:A:3308:PRO:HD2	17:Q:56:SER:C	2.13	0.65
2:B:441:LYS:O	5:E:518:ASN:ND2	2.30	0.65
2:B:902:ILE:HG21	2:B:1076:LEU:HD11	1.79	0.65
2:B:1069:THR:HB	2:B:1070:PRO:CD	2.25	0.65
4:D:109:PHE:CD2	15:O:121:TYR:HE2	2.13	0.65
5:E:22:ASP:HB2	14:N:91:THR:N	2.12	0.65
8:H:84:LEU:HD12	8:H:84:LEU:N	2.12	0.65
9:I:67:LEU:HD12	9:I:75:TRP:CE2	2.32	0.65
1:A:700:LYS:HD3	4:D:456:LEU:O	1.98	0.64
1:A:871:LEU:HD23	1:A:875:VAL:HG11	1.72	0.64
1:A:1158:GLU:HG2	11:K:16:SER:HB2	1.77	0.64
1:A:3110:LEU:HD12	1:A:3443:LEU:CD2	2.22	0.64
1:A:3232:ILE:HD13	1:A:3316:TRP:CZ3	2.25	0.64
2:B:1132:GLU:O	2:B:1136:ASP:CG	2.36	0.64
2:B:1145:LYS:O	2:B:1149:ASP:CB	2.46	0.64
2:B:1467:PHE:HB2	2:B:1470:LEU:HD11	1.70	0.64
2:B:1705:LYS:HG2	2:B:1825:TRP:CD1	2.32	0.64
2:B:3231:VAL:O	2:B:3339:TRP:CD1	2.51	0.64
3:C:214:LEU:HD13	3:C:232:TYR:O	1.97	0.64
4:D:184:GLY:HA2	11:K:69:TYR:CD1	2.28	0.64
4:D:265:ARG:HB2	5:E:125:GLN:CG	2.27	0.64
6:F:74:ILE:HD12	6:F:77:ILE:CD1	2.23	0.64
8:H:52:ARG:HA	18:R:63:ASN:CA	2.26	0.64
9:I:5:LYS:HA	9:I:9:ASP:HB2	1.78	0.64
9:I:77:CYS:CB	9:I:107:ILE:HG22	2.24	0.64
15:O:45:ARG:CG	15:O:63:LEU:CD1	2.74	0.64
15:O:52:ASP:N	15:O:53:PRO:CD	2.58	0.64

Continued on next page...

Continued from previous page...

Atom-1	Atom-2	Interatomic distance (Å)	Clash overlap (Å)
1:A:576:TYR:CE1	1:A:624:PHE:N	2.65	0.64
1:A:580:LEU:HD21	1:A:640:SER:N	2.12	0.64
1:A:597:VAL:O	1:A:600:MET:HB2	1.98	0.64
1:A:1136:MET:HA	1:A:1136:MET:CE	2.26	0.64
1:A:1162:LEU:O	1:A:1162:LEU:HD23	1.97	0.64
2:B:521:PHE:CZ	2:B:605:LYS:HB3	2.32	0.64
2:B:1116:PHE:N	2:B:1119:LYS:NZ	2.44	0.64
2:B:1119:LYS:HB3	2:B:1138:LYS:HD3	1.77	0.64
2:B:1212:ILE:HG22	2:B:1213:PRO:HD2	1.78	0.64
2:B:1237:ARG:HH21	2:B:1262:ASP:CB	2.10	0.64
2:B:3826:THR:HG22	2:B:3942:LEU:HD21	1.77	0.64
3:C:180:LEU:HD23	3:C:187:TRP:CE2	2.32	0.64
3:C:2794:ASN:N	3:C:2796:PRO:HD3	2.11	0.64
4:D:543:MET:CE	4:D:563:MET:HE3	2.24	0.64
5:E:58:GLU:HB3	10:J:89:VAL:HG22	1.78	0.64
8:H:62:GLY:HA2	9:I:83:TYR:HA	1.79	0.64
10:J:79:PHE:CG	11:K:68:ALA:HB1	2.32	0.64
12:L:55:LEU:C	12:L:55:LEU:HD23	2.18	0.64
1:A:95:PHE:CA	1:A:124:THR:CB	2.75	0.64
1:A:704:ARG:NH1	4:D:455:GLY:C	2.39	0.64
1:A:717:LEU:CD2	4:D:455:GLY:N	2.58	0.64
1:A:837:GLN:NE2	1:A:958:ALA:CB	2.59	0.64
1:A:952:GLN:HG2	1:A:1006:ILE:HG21	1.79	0.64
1:A:1136:MET:CG	4:D:166:PHE:CD1	2.78	0.64
1:A:3191:LYS:HG2	1:A:3360:GLU:HG3	1.79	0.64
2:B:578:LEU:HD23	2:B:587:GLY:HA3	1.79	0.64
4:D:75:LEU:CG	15:O:102:LEU:HD11	2.25	0.64
4:D:105:MET:CE	14:N:47:THR:O	2.45	0.64
4:D:106:ILE:HD12	4:D:106:ILE:O	1.97	0.64
4:D:348:ALA:HB1	4:D:368:TYR:HB2	1.80	0.64
5:E:395:VAL:HG22	5:E:402:ILE:HD12	1.76	0.64
17:Q:175:ASN:HA	17:Q:179:TYR:O	1.98	0.64
1:A:805:ARG:NH1	5:E:152:LEU:HD23	2.07	0.64
1:A:992:ASP:OD2	1:A:995:ILE:HG12	1.97	0.64
1:A:1143:ARG:NE	13:M:67:HIS:NE2	2.45	0.64
1:A:3250:PRO:CA	17:Q:62:ILE:O	2.45	0.64
2:B:952:PRO:HG2	3:C:223:THR:CA	0.58	0.64
2:B:3235:LYS:HB3	2:B:3237:PRO:HD2	1.77	0.64
3:C:192:PRO:CG	3:C:232:TYR:HE2	2.09	0.64
4:D:177:ASN:ND2	13:M:60:ASN:CG	2.51	0.64
6:F:91:GLN:CD	6:F:96:THR:HG21	2.17	0.64

Continued on next page...

Continued from previous page...

Atom-1	Atom-2	Interatomic distance (Å)	Clash overlap (Å)
1:A:612:HIS:HA	4:D:500:LEU:CD1	2.25	0.64
1:A:1201:TYR:HA	1:A:1204:LYS:HB2	1.79	0.64
2:B:595:LEU:HD23	5:E:389:TRP:CH2	2.33	0.64
2:B:595:LEU:HD21	5:E:389:TRP:HZ2	1.62	0.64
2:B:1127:ASN:HB2	2:B:1128:PRO:HD2	1.76	0.64
2:B:1330:TRP:HA	2:B:1410:PHE:HA	1.79	0.64
4:D:66:LEU:HB2	4:D:70:MET:HB2	1.80	0.64
4:D:114:ASP:OD2	5:E:43:ARG:N	2.30	0.64
4:D:170:THR:CG2	13:M:66:ILE:HA	2.21	0.64
4:D:528:TRP:CE2	4:D:535:GLN:CB	2.80	0.64
5:E:20:PHE:HZ	15:O:80:LYS:CG	1.64	0.64
1:A:1205:GLN:CG	4:D:166:PHE:CD2	2.73	0.64
1:A:3128:THR:CG2	1:A:3422:LEU:HB3	2.28	0.64
1:A:3293:PHE:CE1	1:A:3335:TRP:CZ2	2.76	0.64
1:A:3446:ASN:OD1	1:A:3488:LEU:CD2	2.40	0.64
2:B:730:LEU:HD12	2:B:787:LEU:HD12	1.80	0.64
2:B:798:ASN:CB	2:B:874:ALA:CA	2.76	0.64
2:B:3118:TYR:CB	2:B:3455:SER:CB	2.70	0.64
2:B:3155:GLU:HA	2:B:3155:GLU:OE2	1.98	0.64
2:B:3178:VAL:HG12	2:B:3395:LEU:HD21	1.69	0.64
2:B:3445:LYS:CG	2:B:3487:PRO:HB3	2.27	0.64
3:C:195:ASN:O	3:C:239:TRP:CZ2	2.50	0.64
4:D:70:MET:HE2	5:E:13:GLU:CB	2.28	0.64
4:D:205:PHE:CZ	9:I:12:ILE:HG22	2.33	0.64
5:E:394:TRP:HE1	5:E:401:PRO:CD	2.10	0.64
8:H:70:THR:H	9:I:76:GLN:HG2	1.62	0.64
1:A:156:VAL:CA	2:B:168:ILE:O	2.46	0.64
1:A:791:LEU:CD1	1:A:795:ILE:HD11	2.27	0.64
1:A:793:GLN:HB3	5:E:451:LYS:CA	2.19	0.64
1:A:3305:LEU:HD13	17:Q:102:LEU:HA	1.80	0.64
2:B:53:ILE:O	2:B:87:LYS:HA	1.98	0.64
2:B:224:ASP:HA	2:B:347:ILE:CB	2.28	0.64
2:B:724:HIS:CE1	2:B:728:CYS:SG	2.90	0.64
3:C:114:LEU:HD13	3:C:114:LEU:O	1.97	0.64
3:C:136:ALA:HB2	3:C:168:ASN:OD1	1.98	0.64
3:C:2892:ARG:CD	3:C:3184:LEU:HB3	2.28	0.64
3:C:4049:ILE:HD11	3:C:4110:ALA:HB1	1.79	0.64
4:D:367:LEU:CD1	4:D:371:THR:HG1	1.94	0.64
4:D:510:ASN:HD22	4:D:552:PRO:HA	1.61	0.64
5:E:16:ASN:CB	15:O:132:GLU:CB	2.52	0.64
5:E:492:ASP:HA	5:E:495:TYR:CD2	2.28	0.64

Continued on next page...

Continued from previous page...

Atom-1	Atom-2	Interatomic distance (Å)	Clash overlap (Å)
8:H:66:GLY:CA	9:I:56:ILE:HG22	1.99	0.64
1:A:326:PRO:O	1:A:376:ASN:CB	2.46	0.64
1:A:700:LYS:CE	4:D:455:GLY:HA3	2.27	0.64
1:A:753:LEU:O	1:A:753:LEU:HD23	1.97	0.64
1:A:806:ILE:CD1	1:A:890:TYR:CE2	2.78	0.64
1:A:906:LEU:CD1	1:A:998:VAL:CG2	2.75	0.64
1:A:1052:LEU:HD13	1:A:1166:TYR:CG	2.33	0.64
1:A:3212:VAL:HG13	1:A:3335:TRP:CD1	2.33	0.64
1:A:3269:LEU:HG	17:Q:35:ILE:HA	1.79	0.64
3:C:98:PHE:CD1	3:C:111:THR:HG22	2.33	0.64
8:H:62:GLY:HA3	9:I:83:TYR:CA	2.28	0.64
10:J:79:PHE:CE2	11:K:88:LEU:HD23	2.32	0.64
14:N:8:TYR:CE1	14:N:13:VAL:CG2	2.80	0.64
1:A:95:PHE:O	1:A:124:THR:CA	2.45	0.64
1:A:614:PHE:CE1	1:A:644:LEU:CB	2.81	0.64
1:A:805:ARG:HG3	5:E:151:MET:CE	2.28	0.64
1:A:3311:ASN:HB3	17:Q:30:LYS:O	1.97	0.64
2:B:700:ASP:O	2:B:703:THR:OG1	2.16	0.64
3:C:2745:LYS:HD2	3:C:2749:VAL:CG1	2.28	0.64
10:J:19:LYS:HG2	10:J:28:TRP:CD2	2.33	0.64
10:J:29:PRO:HB3	15:O:106:GLN:HE22	1.62	0.64
1:A:948:LEU:HD22	1:A:948:LEU:N	2.13	0.64
1:A:1433:LEU:CD1	1:A:1490:PHE:HD1	2.09	0.64
2:B:444:LEU:HD21	2:B:526:ASN:HB2	1.80	0.64
2:B:731:PRO:O	2:B:735:PRO:HD3	1.96	0.64
2:B:927:ARG:HH12	2:B:976:LEU:CB	2.10	0.64
2:B:3422:LEU:HD21	2:B:3706:ILE:HG22	1.80	0.64
3:C:208:MET:HG3	3:C:208:MET:O	1.97	0.64
4:D:109:PHE:CE2	15:O:121:TYR:HD2	2.13	0.64
10:J:86:CYS:CB	11:K:61:VAL:HG22	2.26	0.64
14:N:81:ILE:HA	15:O:87:PHE:O	1.98	0.64
1:A:935:VAL:HG21	1:A:1017:LEU:CD2	2.26	0.63
1:A:1026:LEU:HD23	1:A:1026:LEU:C	2.17	0.63
1:A:3268:PHE:CD2	17:Q:36:PRO:N	2.65	0.63
1:A:3290:LEU:HD21	1:A:3335:TRP:CH2	2.29	0.63
2:B:518:TYR:CD1	5:E:404:ARG:NH1	2.55	0.63
2:B:724:HIS:NE2	2:B:728:CYS:SG	2.71	0.63
2:B:883:ASN:HA	2:B:886:ILE:HG23	1.76	0.63
3:C:12:GLN:CG	3:C:69:TRP:HE1	2.12	0.63
4:D:174:GLN:NE2	12:L:50:GLU:N	2.46	0.63
5:E:271:LEU:N	5:E:271:LEU:HD12	2.13	0.63

Continued on next page...

Continued from previous page...

Atom-1	Atom-2	Interatomic distance (Å)	Clash overlap (Å)
5:E:384:LEU:CD2	5:E:417:TRP:NE1	2.61	0.63
6:F:52:VAL:HG23	6:F:89:ILE:HD13	1.79	0.63
16:P:82:PHE:O	16:P:84:ALA:N	2.28	0.63
1:A:761:LEU:HD21	1:A:874:HIS:NE2	2.11	0.63
1:A:1143:ARG:NE	4:D:169:ASN:HB3	1.84	0.63
2:B:787:LEU:O	2:B:791:HIS:HD2	1.81	0.63
2:B:939:ASN:C	3:C:283:THR:HG23	2.09	0.63
2:B:2544:LYS:H	19:B:5405:ADP:PA	2.18	0.63
2:B:3133:ILE:HG12	2:B:3440:LEU:HD13	1.80	0.63
2:B:3239:VAL:CG1	2:B:3291:ILE:HD11	2.28	0.63
2:B:3453:LEU:HD22	2:B:3492:ILE:CD1	2.27	0.63
3:C:2708:GLN:OE1	3:C:2813:ILE:CD1	2.47	0.63
4:D:252:VAL:CA	7:G:149:GLN:HE22	2.10	0.63
5:E:126:ILE:HG13	5:E:128:LEU:HG	1.79	0.63
8:H:60:ILE:HA	9:I:85:TYR:CB	2.28	0.63
10:J:26:VAL:CG2	10:J:98:PHE:CB	2.72	0.63
1:A:608:ILE:HD11	1:A:701:CYS:HB3	1.79	0.63
1:A:644:LEU:HA	1:A:647:GLN:HG3	1.79	0.63
1:A:841:ILE:CD1	1:A:961:ALA:CB	2.76	0.63
1:A:3242:VAL:CG2	17:Q:80:SER:CB	2.76	0.63
2:B:10:PRO:C	2:B:25:GLN:CA	2.60	0.63
2:B:446:GLY:CA	5:E:512:GLU:OE2	2.43	0.63
2:B:555:LEU:HD23	2:B:625:LEU:CD1	2.29	0.63
2:B:789:LYS:CB	2:B:839:LEU:CD1	2.76	0.63
2:B:1455:VAL:CG1	2:B:1456:PHE:N	2.61	0.63
2:B:1456:PHE:CD1	2:B:1467:PHE:CD1	2.86	0.63
2:B:2904:THR:HG21	2:B:2911:ILE:HB	1.80	0.63
2:B:3085:VAL:HG23	2:B:3477:TRP:CE2	2.33	0.63
2:B:3269:LEU:H	2:B:3269:LEU:HD13	1.63	0.63
3:C:29:VAL:HG23	3:C:92:ALA:HA	1.80	0.63
3:C:2726:THR:O	3:C:2729:LEU:HB2	1.98	0.63
4:D:567:GLN:NE2	4:D:578:LYS:HE3	2.13	0.63
8:H:60:ILE:CB	9:I:85:TYR:HB3	2.28	0.63
1:A:14:LYS:CA	2:B:19:SER:O	2.45	0.63
1:A:604:ALA:H	1:A:698:GLU:CD	1.98	0.63
1:A:3421:SER:HB2	1:A:3716:LEU:CD2	2.28	0.63
2:B:58:SER:N	2:B:70:LYS:C	2.51	0.63
2:B:1438:ALA:O	2:B:1442:LYS:HG3	1.98	0.63
2:B:2192:CYS:SG	20:B:5403:ATP:H2'	2.39	0.63
3:C:217:PHE:HB2	3:C:229:ILE:HG12	1.80	0.63
3:C:268:ILE:HD13	3:C:301:TRP:CH2	2.32	0.63

Continued on next page...

Continued from previous page...

Atom-1	Atom-2	Interatomic distance (Å)	Clash overlap (Å)
3:C:278:GLU:HA	3:C:278:GLU:OE1	1.99	0.63
3:C:2721:GLU:CA	3:C:2798:PHE:CZ	2.81	0.63
4:D:177:ASN:OD1	13:M:60:ASN:CG	2.36	0.63
5:E:166:GLU:HA	5:E:166:GLU:OE2	1.98	0.63
5:E:343:LEU:CD2	5:E:358:ARG:HG2	2.28	0.63
6:F:74:ILE:HA	7:G:130:THR:HA	1.79	0.63
7:G:79:VAL:HG23	7:G:146:ILE:HD12	1.79	0.63
1:A:1634:ILE:CD1	1:A:1656:ILE:HG23	2.28	0.63
1:A:3121:LEU:HD23	1:A:3429:TRP:CG	2.32	0.63
1:A:3251:ILE:C	17:Q:62:ILE:CA	2.67	0.63
1:A:3251:ILE:CB	17:Q:62:ILE:CB	2.77	0.63
2:B:899:LEU:HD12	2:B:900:PHE:H	1.58	0.63
2:B:910:GLY:HA2	2:B:995:TYR:HD1	1.59	0.63
2:B:958:GLU:OE1	2:B:958:GLU:N	2.31	0.63
2:B:1375:VAL:N	2:B:1420:LEU:CB	2.61	0.63
4:D:77:PRO:CA	15:O:102:LEU:HD23	2.27	0.63
4:D:180:ILE:CB	10:J:75:TYR:HE1	2.12	0.63
6:F:26:PHE:CE2	6:F:52:VAL:HG11	2.34	0.63
9:I:20:ILE:C	9:I:100:ASN:HD21	2.02	0.63
9:I:51:ALA:HB1	9:I:52:PRO:HD2	1.77	0.63
1:A:1067:PRO:C	1:A:1078:THR:OG1	2.36	0.63
1:A:2496:GLY:HA2	19:A:4701:ADP:PB	2.38	0.63
2:B:1116:PHE:CA	2:B:1119:LYS:HZ2	2.11	0.63
2:B:1487:MET:HA	2:B:3612:ASP:OD2	1.99	0.63
4:D:75:LEU:HD23	4:D:75:LEU:N	2.06	0.63
4:D:397:ASP:HB3	4:D:419:SER:HB3	1.78	0.63
4:D:648:GLU:HA	4:D:651:LYS:HE2	1.81	0.63
5:E:394:TRP:NE1	5:E:401:PRO:N	2.47	0.63
10:J:87:GLN:OE1	11:K:44:SER:CB	2.46	0.63
16:P:57:ILE:O	16:P:62:LYS:HA	1.99	0.63
1:A:669:ALA:CB	1:A:689:ASP:OD2	2.46	0.63
1:A:1069:TYR:CD1	1:A:1078:THR:CG2	2.80	0.63
1:A:1139:LEU:C	4:D:169:ASN:ND2	2.49	0.63
1:A:3312:GLN:HG2	1:A:3312:GLN:O	1.97	0.63
2:B:532:THR:HG22	2:B:536:ILE:CD1	2.28	0.63
2:B:1106:PHE:CZ	2:B:1160:ILE:CD1	2.76	0.63
2:B:1458:PHE:CD1	2:B:1560:MET:HE3	2.34	0.63
2:B:1464:THR:O	2:B:1466:THR:HG23	1.99	0.63
2:B:1528:LEU:HD21	2:B:1591:CYS:HB3	1.81	0.63
2:B:3114:LEU:HD22	2:B:3460:TYR:CE2	2.34	0.63
3:C:898:TRP:O	3:C:902:LEU:HD13	1.99	0.63

Continued on next page...

Continued from previous page...

Atom-1	Atom-2	Interatomic distance (Å)	Clash overlap (Å)
3:C:1207:LEU:HD13	3:C:1214:TYR:CE1	2.34	0.63
3:C:2780:VAL:HG12	3:C:2786:ASN:ND2	2.14	0.63
3:C:2804:ALA:HA	3:C:2811:LYS:HB2	1.80	0.63
4:D:89:TYR:CE2	11:K:56:PRO:HG3	2.33	0.63
5:E:60:SER:HB3	10:J:87:GLN:CG	2.27	0.63
10:J:26:VAL:HA	10:J:98:PHE:HA	1.80	0.63
1:A:655:PHE:CZ	1:A:659:TRP:NE1	2.67	0.63
1:A:1069:TYR:HD1	1:A:1078:THR:HG21	1.62	0.63
1:A:3308:PRO:HD3	17:Q:57:LEU:CA	2.29	0.63
3:C:2584:LEU:HD21	3:C:2935:VAL:HG11	1.80	0.63
4:D:91:TYR:HE2	13:M:80:LEU:CB	1.93	0.63
4:D:174:GLN:HE21	12:L:51:LYS:N	1.86	0.63
5:E:119:CYS:HB3	6:F:88:ILE:CD1	2.15	0.63
5:E:310:LEU:CD1	5:E:358:ARG:HH12	2.03	0.63
10:J:26:VAL:HG23	10:J:98:PHE:HA	1.79	0.63
16:P:24:ASN:N	16:P:96:GLY:HA2	2.14	0.63
1:A:1487:VAL:HA	1:A:1490:PHE:CE2	2.32	0.63
1:A:3245:LYS:HB2	17:Q:124:ILE:CA	2.24	0.63
2:B:552:LYS:HG3	2:B:622:VAL:HG22	1.79	0.63
2:B:914:ASP:N	2:B:915:PRO:HD2	2.14	0.63
2:B:2188:SER:O	20:B:5403:ATP:H5'2	1.99	0.63
2:B:3121:LEU:HD12	2:B:3451:SER:OG	1.99	0.63
2:B:3150:VAL:CG1	2:B:3423:VAL:HG22	2.14	0.63
2:B:3261:ILE:O	2:B:3306:ILE:HD13	1.99	0.63
4:D:261:TYR:HE1	5:E:126:ILE:CD1	1.94	0.63
8:H:29:LYS:HB2	8:H:29:LYS:NZ	2.14	0.63
1:A:326:PRO:CB	1:A:372:GLN:O	2.47	0.62
1:A:670:LEU:HD23	1:A:670:LEU:C	2.19	0.62
1:A:819:VAL:CA	1:A:840:TYR:CE2	2.82	0.62
1:A:1029:GLU:HA	1:A:1088:TRP:CH2	2.33	0.62
1:A:1600:PRO:HB2	1:A:1917:SER:HB3	1.81	0.62
1:A:3267:LEU:CA	17:Q:35:ILE:O	2.31	0.62
2:B:1458:PHE:CZ	2:B:1563:VAL:HG12	2.34	0.62
3:C:2793:LEU:C	3:C:2796:PRO:CG	2.68	0.62
4:D:172:GLU:HB2	12:L:51:LYS:HG2	1.80	0.62
4:D:392:ASN:O	4:D:435:PRO:HG3	1.98	0.62
5:E:304:LEU:HD13	5:E:353:VAL:HG11	1.80	0.62
5:E:395:VAL:HG23	5:E:402:ILE:HG13	1.80	0.62
6:F:35:ARG:HG3	6:F:41:SER:HA	1.80	0.62
1:A:612:HIS:CB	4:D:500:LEU:O	2.47	0.62
2:B:501:ARG:CZ	4:D:491:GLN:CD	2.53	0.62

Continued on next page...

Continued from previous page...

Atom-1	Atom-2	Interatomic distance (Å)	Clash overlap (Å)
2:B:886:ILE:CD1	2:B:972:ILE:HG23	2.29	0.62
2:B:957:GLN:CD	3:C:252:ASN:ND2	2.52	0.62
2:B:1129:ALA:HA	2:B:1132:GLU:OE2	1.98	0.62
2:B:2190:LYS:HE3	20:B:5403:ATP:O1B	1.98	0.62
2:B:3109:LYS:HE2	2:B:3113:GLU:OE2	1.99	0.62
3:C:24:HIS:NE2	3:C:325:SER:HB3	2.14	0.62
3:C:60:LEU:HD22	3:C:69:TRP:CH2	2.33	0.62
4:D:499:HIS:NE2	4:D:528:TRP:HH2	1.97	0.62
5:E:20:PHE:CZ	15:O:80:LYS:CE	2.73	0.62
5:E:112:LEU:CD2	6:F:97:MET:HE2	2.28	0.62
5:E:258:GLU:OE1	5:E:258:GLU:N	2.19	0.62
10:J:79:PHE:HA	11:K:68:ALA:HB2	1.81	0.62
14:N:115:MET:HE2	15:O:129:CYS:SG	2.39	0.62
15:O:95:LEU:HD12	15:O:95:LEU:C	2.20	0.62
1:A:7:SER:C	1:A:9:ARG:H	2.02	0.62
1:A:598:ARG:CB	4:D:460:LEU:CD1	2.64	0.62
1:A:1619:GLU:HA	1:A:1619:GLU:OE1	1.99	0.62
1:A:3042:PHE:CZ	1:A:3100:LYS:CE	2.80	0.62
1:A:3255:GLU:OE1	1:A:3270:LYS:HA	1.99	0.62
2:B:578:LEU:HD12	2:B:578:LEU:N	2.15	0.62
2:B:658:GLN:NE2	2:B:672:ASN:OD1	2.24	0.62
2:B:669:ILE:HD12	2:B:719:VAL:HG13	0.62	0.62
2:B:721:ASN:OD1	2:B:777:PHE:HD2	1.83	0.62
2:B:3236:LYS:N	2:B:3237:PRO:HD2	2.14	0.62
3:C:2792:TYR:C	3:C:2796:PRO:CG	2.48	0.62
10:J:38:GLU:OE1	15:O:29:PHE:CZ	2.49	0.62
1:A:906:LEU:CB	1:A:998:VAL:CG1	2.77	0.62
1:A:1522:GLU:HA	1:A:1541:PHE:HZ	1.64	0.62
2:B:718:ILE:HD11	2:B:773:VAL:CG2	2.28	0.62
2:B:721:ASN:OD1	2:B:777:PHE:CD2	2.52	0.62
2:B:2237:VAL:HG22	2:B:2639:LEU:HD22	1.80	0.62
2:B:3118:TYR:HD2	2:B:3455:SER:CB	2.13	0.62
4:D:170:THR:HG21	13:M:66:ILE:CD1	2.23	0.62
4:D:503:VAL:HA	4:D:520:SER:HA	1.81	0.62
4:D:564:ASP:HA	4:D:590:LEU:HD13	1.80	0.62
5:E:48:ILE:CB	12:L:88:PHE:CE2	2.81	0.62
5:E:119:CYS:CB	6:F:88:ILE:CD1	2.75	0.62
16:P:24:ASN:HA	16:P:96:GLY:CA	2.28	0.62
1:A:600:MET:CE	4:D:458:CYS:HB2	2.27	0.62
1:A:753:LEU:HD23	1:A:753:LEU:C	2.19	0.62
1:A:868:LEU:N	1:A:868:LEU:HD12	2.14	0.62

Continued on next page...

Continued from previous page...

Atom-1	Atom-2	Interatomic distance (Å)	Clash overlap (Å)
2:B:1458:PHE:HD1	2:B:1560:MET:HE3	1.63	0.62
2:B:3139:GLY:HA2	2:B:3695:LEU:CD2	2.29	0.62
3:C:213:GLN:HG2	3:C:233:ASP:HB3	1.82	0.62
3:C:2638:ALA:O	3:C:2639:ASP:C	2.37	0.62
4:D:327:GLY:HA3	4:D:349:GLY:HA2	1.81	0.62
4:D:564:ASP:HA	4:D:590:LEU:CD1	2.29	0.62
5:E:52:ASN:OD1	12:L:22:ARG:NH2	2.33	0.62
5:E:198:TYR:HB3	5:E:208:PRO:HB3	1.80	0.62
5:E:267:HIS:CD2	5:E:322:LEU:HB3	2.34	0.62
16:P:34:ASP:O	16:P:69:LEU:N	2.32	0.62
1:A:603:GLU:HA	1:A:603:GLU:OE2	1.99	0.62
1:A:704:ARG:NE	4:D:457:ALA:HB2	2.15	0.62
1:A:797:ASN:ND2	5:E:452:VAL:HA	2.13	0.62
1:A:1126:VAL:CG1	1:A:1131:SER:O	2.47	0.62
1:A:1146:GLN:HE21	13:M:9:ALA:CA	2.07	0.62
2:B:1447:ILE:HD13	2:B:1484:LEU:CB	2.29	0.62
2:B:2758:GLN:HE22	2:B:2834:TYR:H	1.47	0.62
3:C:2721:GLU:HG2	3:C:2803:MET:HE2	1.81	0.62
4:D:242:LYS:HG2	7:G:60:VAL:HG22	1.81	0.62
1:A:614:PHE:HE1	1:A:644:LEU:HB3	1.62	0.62
1:A:732:TYR:CD1	4:D:391:ARG:CB	2.82	0.62
1:A:857:ARG:NH1	5:E:200:TRP:CD1	2.61	0.62
1:A:997:LYS:NZ	18:R:149:LEU:O	2.28	0.62
1:A:1142:ILE:CD1	1:A:1190:LEU:HD21	2.30	0.62
1:A:1386:ILE:N	1:A:1417:GLU:OE2	2.22	0.62
1:A:1436:ILE:HG23	1:A:1474:ASP:OD2	1.99	0.62
1:A:1616:GLN:OE1	1:A:1616:GLN:HA	1.99	0.62
1:A:3322:ALA:HB1	1:A:3330:ALA:HA	1.82	0.62
1:A:3442:LYS:HG3	1:A:3485:THR:HG22	1.81	0.62
2:B:945:GLN:O	2:B:945:GLN:HG2	2.00	0.62
2:B:969:LEU:HD12	3:C:343:ASN:CG	2.18	0.62
2:B:3252:VAL:CG2	2:B:3330:SER:OG	2.47	0.62
3:C:143:PRO:CG	3:C:187:TRP:NE1	2.63	0.62
3:C:1983:THR:CB	19:C:4305:ADP:N6	2.60	0.62
3:C:2798:PHE:CG	3:C:2803:MET:SD	2.93	0.62
3:C:2899:LEU:HD23	3:C:2899:LEU:C	2.20	0.62
4:D:96:PHE:CD2	11:K:47:LYS:NZ	2.68	0.62
1:A:552:PHE:CA	1:A:568:ARG:HH12	2.13	0.62
1:A:732:TYR:H	4:D:390:VAL:HG21	1.65	0.62
1:A:847:PHE:CZ	1:A:851:LYS:NZ	2.66	0.62
1:A:1230:TYR:O	1:A:1256:TYR:HA	2.00	0.62

Continued on next page...

Continued from previous page...

Atom-1	Atom-2	Interatomic distance (Å)	Clash overlap (Å)
1:A:3269:LEU:HD21	17:Q:33:PHE:C	2.18	0.62
2:B:409:SER:HB2	2:B:413:PHE:CB	2.29	0.62
2:B:658:GLN:CD	2:B:672:ASN:O	2.37	0.62
3:C:2795:MET:N	3:C:2796:PRO:HD3	2.15	0.62
3:C:3227:ALA:HA	3:C:3393:ILE:HG22	1.81	0.62
7:G:99:ILE:HG23	7:G:103:ILE:HD12	1.82	0.62
7:G:120:THR:HG23	9:I:12:ILE:HG21	1.80	0.62
2:B:429:LEU:HB3	2:B:492:PHE:HE2	1.65	0.62
2:B:669:ILE:HD13	2:B:719:VAL:CG1	2.14	0.62
2:B:682:LYS:NZ	5:E:186:PHE:HE1	1.88	0.62
2:B:736:LEU:CD1	2:B:859:TYR:CB	2.72	0.62
2:B:792:LYS:HE3	2:B:796:ASN:HD21	1.65	0.62
2:B:1611:PHE:CE1	2:B:1923:MET:HG3	2.35	0.62
4:D:66:LEU:H	4:D:66:LEU:CD2	2.13	0.62
4:D:106:ILE:O	15:O:99:SER:N	2.33	0.62
4:D:170:THR:HG21	13:M:66:ILE:HG13	1.68	0.62
4:D:541:LEU:HD12	4:D:545:VAL:HG22	1.82	0.62
1:A:909:MET:HE3	1:A:955:ILE:HD11	1.80	0.62
1:A:3252:GLN:NE2	17:Q:37:PRO:O	2.33	0.62
1:A:3290:LEU:CD2	1:A:3335:TRP:HZ2	1.95	0.62
2:B:1107:ARG:HH21	2:B:1172:LYS:CE	2.12	0.62
3:C:190:LEU:HD23	3:C:232:TYR:OH	1.99	0.62
3:C:2596:LEU:HG	3:C:2924:MET:HE3	1.80	0.62
3:C:2708:GLN:OE1	3:C:2813:ILE:CG1	2.48	0.62
4:D:80:PRO:CD	15:O:103:TRP:CE2	2.83	0.62
4:D:184:GLY:N	11:K:69:TYR:CE1	2.68	0.62
5:E:46:ASN:C	12:L:88:PHE:CD1	2.72	0.62
14:N:84:GLN:CB	15:O:64:VAL:HG21	2.25	0.62
2:B:902:ILE:HG12	2:B:915:PRO:HG3	1.82	0.61
2:B:2264:ASP:O	2:B:2625:ARG:NH2	2.33	0.61
3:C:1983:THR:CG2	19:C:4305:ADP:N1	2.61	0.61
4:D:364:ALA:HB1	4:D:414:PHE:CE1	2.34	0.61
5:E:156:GLU:OE1	5:E:156:GLU:HA	1.98	0.61
5:E:366:HIS:HE1	5:E:394:TRP:CH2	2.16	0.61
7:G:58:SER:C	7:G:59:GLU:HA	2.18	0.61
1:A:53:ILE:CA	1:A:54:PHE:N	2.62	0.61
1:A:609:TRP:HD1	4:D:501:LEU:HD11	1.65	0.61
1:A:800:ASP:CA	5:E:148:LYS:CA	2.44	0.61
1:A:830:LEU:HD12	1:A:830:LEU:N	2.14	0.61
1:A:1100:LEU:HD23	1:A:1100:LEU:O	1.99	0.61
1:A:1524:VAL:CG2	1:A:1611:LEU:HD22	2.30	0.61

Continued on next page...

Continued from previous page...

Atom-1	Atom-2	Interatomic distance (Å)	Clash overlap (Å)
2:B:583:PRO:HA	5:E:186:PHE:CD2	2.34	0.61
2:B:952:PRO:CA	3:C:223:THR:HA	2.28	0.61
2:B:1641:LEU:HD13	2:B:1662:MET:HB2	1.82	0.61
2:B:3694:LEU:HD21	2:B:3715:ASN:HB3	1.82	0.61
3:C:540:LYS:CB	3:C:705:LYS:H	2.12	0.61
3:C:2585:PHE:HB2	3:C:2932:SER:OG	2.00	0.61
3:C:2745:LYS:HG3	3:C:2745:LYS:O	2.00	0.61
4:D:91:TYR:HB2	13:M:28:VAL:HG11	1.82	0.61
5:E:91:GLU:N	5:E:91:GLU:OE1	2.33	0.61
6:F:26:PHE:CE1	6:F:49:ALA:CB	2.82	0.61
8:H:52:ARG:N	18:R:63:ASN:HA	2.14	0.61
12:L:80:LYS:HG2	12:L:103:LYS:HG2	1.81	0.61
1:A:590:GLN:OE1	1:A:590:GLN:HA	2.00	0.61
1:A:766:GLY:HA3	1:A:780:TYR:HE1	1.56	0.61
1:A:1013:VAL:HG13	1:A:1016:PHE:CE1	2.35	0.61
1:A:3449:LEU:CD2	1:A:3488:LEU:HD23	2.24	0.61
2:B:501:ARG:CZ	4:D:491:GLN:CB	2.78	0.61
2:B:572:MET:O	2:B:572:MET:HG2	2.00	0.61
2:B:642:LEU:C	2:B:642:LEU:HD13	2.21	0.61
2:B:1110:GLN:O	2:B:1114:LEU:CD2	2.49	0.61
2:B:1458:PHE:HZ	2:B:1563:VAL:HG12	1.64	0.61
2:B:3822:LEU:HD12	2:B:4282:LEU:HD13	1.81	0.61
3:C:2581:LEU:HD11	3:C:2936:SER:OG	1.99	0.61
6:F:11:LEU:HB3	6:F:23:TYR:CZ	2.35	0.61
1:A:801:ILE:CG2	1:A:862:LEU:CG	2.75	0.61
1:A:948:LEU:CB	1:A:1010:LYS:CD	2.79	0.61
1:A:1199:LYS:CE	13:M:13:GLU:HG2	2.31	0.61
1:A:1458:MET:SD	1:A:1552:MET:HG3	2.40	0.61
1:A:1567:ASN:HB3	1:A:1570:LEU:HD13	1.82	0.61
1:A:1644:ASP:N	1:A:1644:ASP:OD1	2.33	0.61
1:A:3124:ILE:CD1	1:A:3429:TRP:HD1	2.10	0.61
1:A:3293:PHE:HE1	1:A:3335:TRP:HZ2	1.47	0.61
2:B:429:LEU:HD22	2:B:492:PHE:CD2	2.35	0.61
2:B:648:VAL:HG22	2:B:680:LEU:HD11	1.82	0.61
2:B:876:GLN:O	2:B:880:LEU:HG	2.01	0.61
5:E:57:SER:O	10:J:90:HIS:O	2.18	0.61
5:E:58:GLU:CA	10:J:89:VAL:HA	2.29	0.61
5:E:343:LEU:HD22	5:E:358:ARG:HG2	1.82	0.61
1:A:732:TYR:N	4:D:390:VAL:CG2	2.64	0.61
1:A:970:TYR:C	1:A:983:ALA:O	2.39	0.61
1:A:1013:VAL:O	1:A:1016:PHE:CE1	2.54	0.61

Continued on next page...

Continued from previous page...

Atom-1	Atom-2	Interatomic distance (Å)	Clash overlap (Å)
1:A:1597:LYS:HE3	1:A:1962:ILE:HD11	1.82	0.61
2:B:89:ILE:N	2:B:100:THR:CB	2.60	0.61
2:B:730:LEU:CD1	2:B:787:LEU:CD1	2.78	0.61
2:B:790:ILE:HG12	2:B:836:ILE:HG23	1.81	0.61
2:B:900:PHE:HZ	2:B:933:TRP:CH2	2.17	0.61
3:C:29:VAL:HG12	3:C:95:MET:SD	2.40	0.61
3:C:2018:GLN:CD	19:C:4305:ADP:H2'	2.20	0.61
4:D:361:ALA:N	5:E:133:PHE:CZ	2.68	0.61
4:D:499:HIS:CD2	4:D:528:TRP:CH2	2.88	0.61
1:A:659:TRP:CE2	1:A:702:LEU:HD11	2.30	0.61
1:A:2839:LEU:HD11	19:A:4703:ADP:C5	2.28	0.61
1:A:3304:GLU:CA	17:Q:55:LEU:C	2.64	0.61
2:B:408:THR:O	2:B:412:LEU:CB	2.49	0.61
2:B:598:ARG:NH1	5:E:389:TRP:CD1	2.68	0.61
2:B:638:ASP:HA	2:B:641:ILE:CG2	2.31	0.61
2:B:690:LEU:O	2:B:691:ARG:HB2	2.01	0.61
2:B:984:ASN:HA	2:B:987:ARG:CG	2.30	0.61
2:B:2191:THR:OG1	20:B:5403:ATP:O2A	2.18	0.61
2:B:3129:ILE:HD11	2:B:3447:MET:HG3	1.83	0.61
3:C:504:ALA:HB3	3:C:525:LYS:CB	2.31	0.61
4:D:199:ILE:HG21	9:I:104:ALA:HB3	1.82	0.61
1:A:635:ARG:HA	1:A:638:TYR:HD2	1.62	0.61
1:A:899:LEU:HD22	1:A:995:ILE:HD11	1.83	0.61
2:B:551:TYR:CD2	2:B:622:VAL:CG1	2.83	0.61
2:B:1456:PHE:CG	2:B:1467:PHE:CE1	2.87	0.61
2:B:2070:LYS:HD2	2:B:2309:ARG:HA	1.83	0.61
3:C:760:THR:CB	3:C:827:ILE:CG1	2.79	0.61
3:C:771:GLU:CA	3:C:838:TRP:CH2	2.78	0.61
3:C:1983:THR:HG22	19:C:4305:ADP:C6	2.34	0.61
3:C:2687:ALA:HB2	3:C:2830:VAL:CG2	2.31	0.61
4:D:105:MET:HE3	14:N:48:GLN:CA	2.24	0.61
5:E:16:ASN:CA	15:O:132:GLU:CG	2.74	0.61
5:E:188:GLN:OE1	5:E:188:GLN:HA	2.00	0.61
8:H:11:ILE:HG22	8:H:79:LEU:CB	2.30	0.61
18:R:42:ASN:O	18:R:43:ILE:CB	2.49	0.61
18:R:98:MET:C	18:R:100:GLY:H	2.03	0.61
1:A:604:ALA:CB	1:A:698:GLU:CG	2.78	0.61
1:A:906:LEU:HD12	1:A:998:VAL:HG21	1.82	0.61
1:A:1223:VAL:HG11	1:A:1279:LYS:O	2.00	0.61
1:A:1429:ILE:HG21	1:A:1490:PHE:CZ	2.31	0.61
1:A:1536:LEU:HD21	2:B:3891:GLU:CG	2.30	0.61

Continued on next page...

Continued from previous page...

Atom-1	Atom-2	Interatomic distance (Å)	Clash overlap (Å)
2:B:791:HIS:NE2	2:B:866:ILE:HD13	2.15	0.61
2:B:956:LEU:HD11	2:B:960:ARG:HE	1.66	0.61
3:C:2018:GLN:OE1	19:C:4305:ADP:C2	2.53	0.61
3:C:2779:GLN:O	3:C:2780:VAL:CG2	2.49	0.61
4:D:201:GLN:OE1	9:I:102:ASN:CA	2.48	0.61
5:E:37:ILE:HG23	5:E:37:ILE:O	2.01	0.61
5:E:110:LYS:CG	6:F:10:GLN:CD	2.67	0.61
7:G:64:LEU:HB3	7:G:76:TYR:CZ	2.36	0.61
10:J:32:CYS:HG	10:J:96:ILE:HD11	1.65	0.61
16:P:39:TRP:CA	16:P:40:SER:N	2.64	0.61
1:A:607:ILE:HD13	1:A:655:PHE:CD2	2.36	0.61
1:A:617:ILE:HG21	1:A:644:LEU:HG	1.82	0.61
1:A:770:LEU:HD22	1:A:774:SER:CB	2.30	0.61
1:A:819:VAL:N	1:A:840:TYR:HE2	1.99	0.61
1:A:850:SER:CB	5:E:203:LEU:HD22	2.30	0.61
2:B:718:ILE:CD1	2:B:773:VAL:CB	2.72	0.61
2:B:861:ASP:CB	3:C:171:ARG:CD	2.77	0.61
2:B:1792:THR:HG22	2:B:2038:ASN:ND2	2.15	0.61
3:C:213:GLN:NE2	3:C:231:ILE:HD12	2.16	0.61
4:D:208:TYR:HE1	9:I:22:LYS:HB2	1.65	0.61
5:E:16:ASN:N	15:O:132:GLU:HG3	2.14	0.61
5:E:50:LEU:CD2	12:L:23:PHE:CB	2.78	0.61
6:F:24:VAL:O	6:F:97:MET:HB2	2.01	0.61
10:J:61:ALA:HB1	10:J:80:PHE:CE2	2.34	0.61
14:N:116:ALA:HB3	15:O:131:PHE:CZ	2.35	0.61
1:A:753:LEU:N	1:A:754:PRO:HD2	2.15	0.61
1:A:857:ARG:CZ	5:E:207:SER:CA	2.68	0.61
1:A:3211:ALA:O	1:A:3215:ILE:HG13	2.01	0.61
2:B:1054:ILE:HG12	2:B:1098:TYR:HB3	1.82	0.61
2:B:2663:VAL:HG23	2:B:2668:GLN:HG3	1.83	0.61
2:B:3164:VAL:CG1	2:B:3409:ALA:CB	2.75	0.61
2:B:3231:VAL:CG2	2:B:3342:ASN:CB	2.78	0.61
3:C:205:ALA:HB1	3:C:216:ILE:HG22	1.80	0.61
3:C:2639:ASP:C	3:C:2643:GLU:H	2.03	0.61
3:C:2702:SER:OG	3:C:2703:LYS:HD2	2.01	0.61
3:C:2720:PRO:O	3:C:2798:PHE:HZ	1.82	0.61
3:C:2779:GLN:C	3:C:2780:VAL:HG23	2.21	0.61
5:E:395:VAL:HG21	5:E:402:ILE:CD1	1.87	0.61
11:K:89:LEU:HD12	11:K:89:LEU:C	2.21	0.61
1:A:1029:GLU:HA	1:A:1088:TRP:HZ2	1.60	0.60
1:A:3306:LEU:HA	1:A:3309:TYR:HD2	1.65	0.60

Continued on next page...

Continued from previous page...

Atom-1	Atom-2	Interatomic distance (Å)	Clash overlap (Å)
2:B:17:ARG:CB	2:B:21:ALA:HB3	2.30	0.60
2:B:1559:MET:HG2	2:B:1577:ARG:NH2	2.07	0.60
3:C:196:PRO:HA	3:C:239:TRP:CH2	2.17	0.60
4:D:90:ASP:OD2	13:M:32:LYS:CD	2.49	0.60
4:D:269:SER:CB	4:D:618:PRO:HD3	2.31	0.60
4:D:405:ASN:HB3	4:D:413:ASN:HB2	1.83	0.60
6:F:14:LEU:HD21	6:F:23:TYR:CB	1.97	0.60
1:A:590:GLN:O	1:A:609:TRP:CH2	2.54	0.60
1:A:967:LYS:O	1:A:967:LYS:HG2	1.99	0.60
1:A:1013:VAL:HG22	1:A:1076:LEU:HD11	1.83	0.60
1:A:1276:GLN:CD	4:D:153:HIS:ND1	2.54	0.60
1:A:1613:ILE:HD11	1:A:1626:ASP:CB	2.31	0.60
1:A:3244:PHE:HD1	17:Q:104:TYR:HH	0.63	0.60
1:A:3248:LEU:HD12	17:Q:103:SER:N	2.13	0.60
1:A:3251:ILE:HD11	17:Q:64:LYS:CB	2.30	0.60
2:B:690:LEU:HD12	2:B:690:LEU:O	2.00	0.60
2:B:910:GLY:HA2	2:B:995:TYR:CE1	2.36	0.60
2:B:1058:LYS:HB2	2:B:1166:GLU:CB	2.28	0.60
2:B:1458:PHE:CE1	2:B:1560:MET:CE	2.84	0.60
2:B:1471:ASP:HA	2:B:1474:MET:HB2	1.83	0.60
3:C:13:THR:O	3:C:68:GLU:HA	2.00	0.60
3:C:357:ILE:O	3:C:357:ILE:HG22	2.02	0.60
4:D:186:SER:HB3	10:J:58:GLN:HB2	1.83	0.60
5:E:16:ASN:CB	15:O:132:GLU:C	2.62	0.60
13:M:79:GLU:OE1	13:M:79:GLU:HA	2.01	0.60
14:N:75:GLN:HA	14:N:75:GLN:OE1	1.99	0.60
14:N:86:THR:HG1	15:O:83:VAL:HG13	1.65	0.60
17:Q:68:LEU:CB	17:Q:92:ASP:CB	2.79	0.60
1:A:651:TYR:HA	1:A:654:TRP:HB3	1.83	0.60
1:A:1154:ASN:HB3	1:A:1155:PRO:HD3	1.83	0.60
1:A:1458:MET:HE1	1:A:1548:TRP:CD1	2.35	0.60
1:A:1636:LYS:O	1:A:1657:GLN:HB2	2.01	0.60
1:A:3305:LEU:CD2	17:Q:79:LEU:CB	1.86	0.60
2:B:883:ASN:CA	2:B:886:ILE:CG2	2.71	0.60
3:C:268:ILE:CD1	3:C:301:TRP:CH2	2.84	0.60
3:C:2581:LEU:HD13	3:C:2937:TYR:CZ	2.36	0.60
3:C:2703:LYS:HD2	3:C:2703:LYS:N	2.16	0.60
3:C:2725:ALA:HA	3:C:2728:TYR:CD2	2.35	0.60
3:C:2726:THR:CA	3:C:2729:LEU:HG	2.31	0.60
4:D:399:VAL:HG23	4:D:399:VAL:O	2.00	0.60
4:D:552:PRO:CG	4:D:595:PHE:HD2	2.13	0.60

Continued on next page...

Continued from previous page...

Atom-1	Atom-2	Interatomic distance (Å)	Clash overlap (Å)
7:G:119:PRO:CG	9:I:12:ILE:CG2	2.63	0.60
8:H:8:GLN:HA	8:H:8:GLN:OE1	2.00	0.60
9:I:89:VAL:HG11	9:I:108:PHE:HB2	1.83	0.60
14:N:8:TYR:OH	14:N:13:VAL:HG21	2.02	0.60
15:O:76:VAL:O	15:O:76:VAL:HG12	2.01	0.60
15:O:91:LYS:HB2	15:O:91:LYS:NZ	2.15	0.60
1:A:3273:TYR:HD1	1:A:3276:SER:H	1.47	0.60
3:C:3938:LEU:HD12	3:C:3982:LYS:HD3	1.81	0.60
4:D:80:PRO:HG3	15:O:103:TRP:CE2	2.28	0.60
15:O:81:ILE:HD12	15:O:81:ILE:N	2.15	0.60
1:A:717:LEU:HD21	4:D:455:GLY:CA	2.32	0.60
1:A:761:LEU:HD11	1:A:872:ASP:OD2	2.00	0.60
1:A:763:LEU:CD2	1:A:780:TYR:OH	2.49	0.60
1:A:909:MET:HE1	1:A:955:ILE:CD1	2.25	0.60
1:A:1118:LEU:HD22	1:A:1118:LEU:N	2.17	0.60
1:A:3231:ASP:OD2	1:A:3258:PHE:CG	2.52	0.60
2:B:425:ASP:O	2:B:489:PHE:HZ	1.82	0.60
2:B:1051:ASP:CG	2:B:1162:THR:CG2	2.62	0.60
2:B:2512:VAL:HG11	2:B:2687:ILE:HA	1.83	0.60
3:C:128:ILE:HG22	3:C:128:ILE:O	2.01	0.60
5:E:112:LEU:O	5:E:112:LEU:HD23	2.00	0.60
1:A:696:ILE:HD13	1:A:720:GLU:HG3	1.83	0.60
1:A:1230:TYR:HA	1:A:1256:TYR:CA	2.21	0.60
1:A:1230:TYR:CB	1:A:1256:TYR:HA	2.32	0.60
1:A:1603:TYR:O	1:A:1909:LYS:HE2	2.01	0.60
1:A:3255:GLU:OE1	1:A:3269:LEU:C	2.34	0.60
2:B:473:VAL:HG13	2:B:473:VAL:O	2.02	0.60
2:B:737:VAL:O	2:B:737:VAL:HG13	2.01	0.60
2:B:794:LEU:CD1	2:B:867:VAL:HA	2.31	0.60
2:B:805:LYS:HG3	2:B:805:LYS:O	2.01	0.60
2:B:902:ILE:HG23	2:B:915:PRO:CG	2.32	0.60
2:B:913:PHE:CE2	2:B:1078:ILE:CD1	2.79	0.60
3:C:96:LEU:HD12	3:C:96:LEU:C	2.22	0.60
3:C:258:ALA:HB1	3:C:357:ILE:CD1	2.31	0.60
3:C:2725:ALA:C	3:C:2729:LEU:HG	2.21	0.60
3:C:4077:LEU:HD13	3:C:4105:MET:HG2	1.82	0.60
4:D:248:MET:CE	7:G:147:VAL:CB	2.69	0.60
4:D:556:THR:HG22	4:D:644:ILE:HD12	1.84	0.60
4:D:601:ILE:HD11	4:D:613:LEU:HD13	1.84	0.60
8:H:11:ILE:O	8:H:11:ILE:HG13	2.01	0.60
9:I:87:VAL:HG12	9:I:89:VAL:HG13	1.82	0.60

Continued on next page...

Continued from previous page...

Atom-1	Atom-2	Interatomic distance (Å)	Clash overlap (Å)
1:A:52:LYS:O	1:A:105:LYS:HA	2.00	0.60
1:A:1429:ILE:HG22	1:A:1490:PHE:CE1	2.37	0.60
1:A:2839:LEU:HA	19:A:4703:ADP:C2	2.37	0.60
2:B:309:ASP:O	2:B:313:LEU:N	2.22	0.60
2:B:453:THR:HG21	5:E:511:ARG:HD2	1.83	0.60
2:B:969:LEU:HD12	3:C:343:ASN:ND2	2.15	0.60
2:B:1205:PHE:HA	2:B:1208:LYS:HB2	1.84	0.60
2:B:1230:MET:CE	2:B:1267:TYR:N	2.64	0.60
2:B:1470:LEU:C	2:B:1474:MET:HG2	2.21	0.60
2:B:1612:LEU:CG	2:B:1637:CYS:SG	2.89	0.60
2:B:3125:LYS:HE2	2:B:3447:MET:CG	2.32	0.60
3:C:163:GLY:HA2	3:C:174:PHE:HB2	1.84	0.60
3:C:2721:GLU:OE1	3:C:2814:CYS:CA	2.44	0.60
3:C:2726:THR:CA	3:C:2729:LEU:HD11	2.15	0.60
4:D:242:LYS:CG	7:G:60:VAL:CG2	2.75	0.60
5:E:20:PHE:CD2	15:O:80:LYS:NZ	2.69	0.60
5:E:48:ILE:CG1	12:L:23:PHE:CE2	2.84	0.60
1:A:760:ASP:O	1:A:764:ARG:CG	2.47	0.60
1:A:801:ILE:N	5:E:149:THR:HB	2.15	0.60
1:A:935:VAL:CB	1:A:944:LEU:CD2	2.79	0.60
1:A:1634:ILE:HG23	1:A:1634:ILE:O	2.02	0.60
1:A:3250:PRO:CB	17:Q:62:ILE:O	2.49	0.60
1:A:3271:GLU:OE1	1:A:3272:SER:O	2.20	0.60
2:B:558:VAL:HG11	2:B:599:ILE:HD11	1.84	0.60
2:B:913:PHE:HE2	2:B:1078:ILE:HD11	1.66	0.60
2:B:1492:LYS:HZ1	2:B:3606:GLN:HB2	1.65	0.60
3:C:2738:ILE:HG22	3:C:2746:PRO:HD3	0.76	0.60
3:C:2760:SER:HB2	3:C:2763:GLU:HG2	1.82	0.60
4:D:92:TYR:HB3	13:M:29:LYS:HA	1.83	0.60
5:E:119:CYS:SG	6:F:88:ILE:HG21	2.42	0.60
6:F:76:VAL:HG22	6:F:90:THR:HG22	1.84	0.60
12:L:77:ILE:CG1	13:M:65:ILE:CD1	2.70	0.60
1:A:677:ARG:HH21	1:A:684:LEU:HD21	1.66	0.60
1:A:1100:LEU:CD2	1:A:1159:MET:HE3	2.27	0.60
2:B:512:ASP:O	2:B:515:ASP:OD1	2.18	0.60
2:B:3268:THR:HG22	2:B:3269:LEU:N	2.15	0.60
3:C:2581:LEU:HG	3:C:2936:SER:HB3	1.83	0.60
5:E:61:VAL:HG21	10:J:106:LEU:CG	2.32	0.60
10:J:27:LEU:HG	10:J:29:PRO:HD2	1.82	0.60
14:N:85:ILE:HG21	14:N:98:ILE:HD11	1.49	0.60
15:O:16:GLU:HA	15:O:16:GLU:OE2	2.01	0.60

Continued on next page...

Continued from previous page...

Atom-1	Atom-2	Interatomic distance (Å)	Clash overlap (Å)
1:A:576:TYR:CE1	1:A:620:PRO:HA	2.36	0.60
1:A:1012:LYS:HE2	1:A:1071:ILE:HB	0.67	0.60
1:A:1146:GLN:HA	1:A:1187:TRP:HZ2	1.67	0.60
1:A:1199:LYS:N	13:M:70:LYS:CE	2.63	0.60
2:B:448:LYS:HE3	2:B:452:LEU:HD21	1.84	0.60
2:B:532:THR:HG23	2:B:532:THR:O	2.02	0.60
2:B:567:GLN:HA	2:B:567:GLN:OE1	2.01	0.60
2:B:855:SER:O	3:C:169:TYR:CD2	2.55	0.60
2:B:966:LYS:CG	3:C:345:TRP:CE3	2.85	0.60
3:C:2720:PRO:HB3	3:C:2798:PHE:CE2	2.12	0.60
3:C:2903:LEU:HD23	3:C:2903:LEU:C	2.22	0.60
4:D:128:GLU:OE1	4:D:128:GLU:HA	2.01	0.60
4:D:174:GLN:NE2	12:L:49:LEU:HB3	2.16	0.60
4:D:297:LYS:CE	4:D:316:LEU:CD2	2.71	0.60
4:D:412:TYR:HB2	4:D:428:LEU:HD22	1.84	0.60
10:J:61:ALA:HB2	10:J:80:PHE:HZ	1.57	0.60
12:L:92:VAL:HG11	12:L:109:LYS:HD3	1.83	0.60
1:A:906:LEU:CG	1:A:998:VAL:CG1	2.56	0.59
1:A:1048:TYR:HE1	1:A:1100:LEU:HA	1.67	0.59
2:B:439:LEU:HD23	2:B:439:LEU:C	2.23	0.59
2:B:473:VAL:HG22	2:B:476:ASP:HB2	1.83	0.59
2:B:744:MET:HE1	2:B:772:ILE:HG23	1.82	0.59
2:B:1467:PHE:CE2	2:B:1560:MET:CE	2.85	0.59
2:B:3231:VAL:HG13	2:B:3343:ILE:HG13	1.84	0.59
2:B:3267:ILE:HG23	2:B:3271:ASP:HB2	1.84	0.59
3:C:3528:LEU:HB3	3:C:3868:CYS:SG	2.42	0.59
4:D:556:THR:HB	4:D:571:LEU:HG	1.84	0.59
5:E:323:GLU:OE1	5:E:323:GLU:HA	2.02	0.59
8:H:76:TYR:HD1	8:H:89:PHE:HB3	1.67	0.59
12:L:99:LEU:O	12:L:102:ARG:HG3	2.02	0.59
1:A:547:LYS:O	4:D:654:ASN:O	2.20	0.59
1:A:763:LEU:C	1:A:763:LEU:CD1	2.67	0.59
1:A:801:ILE:HG21	1:A:862:LEU:HD23	1.81	0.59
1:A:2676:TRP:CE2	1:A:2699:LEU:HD21	2.36	0.59
1:A:3301:GLU:O	17:Q:78:SER:CB	2.49	0.59
1:A:3384:ILE:O	1:A:3388:LYS:HG3	2.01	0.59
1:A:4599:CYS:O	1:A:4599:CYS:SG	2.60	0.59
2:B:177:PRO:CB	2:B:200:ILE:CB	2.79	0.59
2:B:582:MET:O	5:E:186:PHE:CB	2.50	0.59
2:B:801:ILE:HG12	2:B:937:PHE:CD1	2.34	0.59
2:B:3143:LEU:CD2	2:B:3698:LEU:HD11	2.32	0.59

Continued on next page...

Continued from previous page...

Atom-1	Atom-2	Interatomic distance (Å)	Clash overlap (Å)
2:B:3314:ILE:HD12	2:B:3344:VAL:HG11	1.83	0.59
3:C:2746:PRO:HD2	3:C:2747:LYS:N	2.05	0.59
5:E:24:GLU:CD	14:N:91:THR:HG22	2.21	0.59
5:E:418:SER:HB2	5:E:426:PHE:HE1	1.66	0.59
5:E:452:VAL:HG21	5:E:478:ILE:HD12	1.84	0.59
8:H:77:ILE:HG22	8:H:88:LEU:HD11	1.84	0.59
10:J:74:PRO:CD	12:L:102:ARG:CZ	2.77	0.59
12:L:28:GLN:HA	12:L:28:GLN:HE21	1.65	0.59
1:A:801:ILE:HD13	1:A:862:LEU:HD23	1.84	0.59
1:A:948:LEU:HB2	1:A:1010:LYS:HD2	1.83	0.59
1:A:1270:GLU:CB	1:A:1277:ASN:OD1	2.50	0.59
1:A:3313:SER:HA	1:A:3317:PHE:CD2	2.34	0.59
2:B:467:VAL:CA	2:B:471:THR:OG1	2.49	0.59
2:B:658:GLN:OE1	2:B:674:ASP:HB2	2.01	0.59
2:B:966:LYS:HD3	3:C:345:TRP:CA	2.32	0.59
2:B:1055:THR:HG22	2:B:1166:GLU:OE1	2.01	0.59
2:B:1511:VAL:O	2:B:1570:VAL:HG22	2.03	0.59
2:B:3125:LYS:HE2	2:B:3447:MET:CB	2.31	0.59
2:B:3162:VAL:HG12	2:B:3166:LYS:HE3	1.81	0.59
3:C:53:PRO:HD2	3:C:53:PRO:O	2.01	0.59
3:C:142:ALA:N	3:C:143:PRO:HD2	2.16	0.59
3:C:540:LYS:CB	3:C:701:ASN:O	2.50	0.59
3:C:2687:ALA:HA	3:C:2826:VAL:CG1	2.32	0.59
3:C:2711:SER:CB	3:C:2751:TRP:CH2	2.79	0.59
4:D:242:LYS:HG2	7:G:60:VAL:HG23	1.79	0.59
4:D:265:ARG:HB2	5:E:125:GLN:CD	2.23	0.59
4:D:518:SER:OG	4:D:528:TRP:CH2	2.53	0.59
7:G:58:SER:O	7:G:62:ASP:CA	2.50	0.59
11:K:62:VAL:HG22	11:K:87:ILE:HG23	1.84	0.59
1:A:597:VAL:CG1	4:D:477:GLU:CG	2.70	0.59
1:A:1069:TYR:HD1	1:A:1078:THR:CG2	2.15	0.59
1:A:1147:ALA:CB	4:D:173:CYS:HA	2.29	0.59
1:A:1162:LEU:HD23	1:A:1162:LEU:C	2.22	0.59
1:A:1525:PHE:CG	1:A:1541:PHE:CD2	2.80	0.59
1:A:4287:THR:HG22	1:A:4549:ILE:HD12	1.83	0.59
2:B:467:VAL:CG1	2:B:471:THR:HG1	2.12	0.59
2:B:585:ILE:CD1	2:B:647:GLU:OE1	2.50	0.59
2:B:736:LEU:O	2:B:736:LEU:HD23	2.01	0.59
2:B:966:LYS:N	3:C:343:ASN:O	2.34	0.59
2:B:1238:LYS:HE2	2:B:1308:LEU:CA	2.06	0.59
2:B:2237:VAL:CG2	2:B:2639:LEU:HD22	2.32	0.59

Continued on next page...

Continued from previous page...

Atom-1	Atom-2	Interatomic distance (Å)	Clash overlap (Å)
2:B:2462:ASN:ND2	2:B:2479:CYS:SG	2.76	0.59
3:C:2733:TYR:O	3:C:2733:TYR:CD1	2.55	0.59
5:E:60:SER:CB	10:J:87:GLN:HA	2.31	0.59
9:I:85:TYR:CE2	9:I:106:LEU:HD22	2.37	0.59
14:N:116:ALA:CB	15:O:131:PHE:CZ	2.85	0.59
1:A:397:ILE:C	1:A:489:LYS:CB	2.71	0.59
1:A:761:LEU:C	1:A:761:LEU:CD1	2.70	0.59
1:A:800:ASP:CG	5:E:147:SER:C	2.46	0.59
1:A:1048:TYR:HE1	1:A:1100:LEU:CA	2.15	0.59
1:A:1139:LEU:HB3	4:D:169:ASN:HD22	1.66	0.59
3:C:2578:PHE:O	3:C:2582:ILE:HG13	2.02	0.59
3:C:2639:ASP:C	3:C:2643:GLU:HG3	2.22	0.59
3:C:2690:LEU:O	3:C:2693:GLN:CB	2.50	0.59
4:D:107:VAL:HG11	15:O:96:ARG:HH21	1.67	0.59
4:D:386:TYR:HE1	5:E:142:VAL:CG1	2.13	0.59
4:D:585:VAL:CG1	4:D:588:PRO:CG	2.80	0.59
5:E:120:ILE:HA	6:F:101:GLN:OE1	2.01	0.59
5:E:123:ASN:HB2	6:F:101:GLN:HE22	1.67	0.59
5:E:143:GLU:OE2	5:E:491:CYS:SG	2.61	0.59
12:L:49:LEU:HD22	12:L:49:LEU:N	2.18	0.59
16:P:10:THR:CA	16:P:65:ASP:CB	2.74	0.59
1:A:3317:PHE:CD1	1:A:3333:LEU:HD22	2.25	0.59
2:B:625:LEU:HD23	2:B:625:LEU:C	2.23	0.59
2:B:844:LEU:HD23	2:B:844:LEU:C	2.22	0.59
2:B:962:PHE:HB3	2:B:965:ILE:HD13	1.85	0.59
2:B:1467:PHE:CE1	2:B:1569:VAL:HG11	2.37	0.59
2:B:3150:VAL:HG22	2:B:3707:LEU:CD2	2.33	0.59
2:B:3231:VAL:HG22	2:B:3343:ILE:N	2.18	0.59
4:D:199:ILE:HG12	9:I:104:ALA:HB2	1.84	0.59
4:D:252:VAL:HA	7:G:149:GLN:HE22	1.66	0.59
5:E:57:SER:O	10:J:90:HIS:ND1	2.35	0.59
12:L:77:ILE:HA	13:M:63:SER:HG	1.67	0.59
1:A:608:ILE:HD12	4:D:477:GLU:OE1	2.02	0.59
1:A:800:ASP:CB	5:E:147:SER:C	2.71	0.59
2:B:433:ILE:CA	2:B:463:PHE:HZ	2.14	0.59
2:B:1172:LYS:HB2	2:B:1176:VAL:HG23	1.83	0.59
2:B:1531:ILE:CD1	2:B:1595:LEU:HD13	2.31	0.59
2:B:2800:ILE:HD12	2:B:2814:ILE:HD11	1.85	0.59
2:B:3264:ASN:CA	2:B:3306:ILE:CD1	2.80	0.59
3:C:160:ILE:O	3:C:160:ILE:HG13	2.02	0.59
3:C:1081:ILE:HD11	3:C:1117:GLN:HB3	1.85	0.59

Continued on next page...

Continued from previous page...

Atom-1	Atom-2	Interatomic distance (Å)	Clash overlap (Å)
1:A:95:PHE:C	1:A:124:THR:CB	2.70	0.59
1:A:546:LEU:O	4:D:655:LEU:HD22	1.95	0.59
1:A:600:MET:SD	1:A:701:CYS:SG	3.00	0.59
1:A:700:LYS:HE2	4:D:455:GLY:HA2	1.77	0.59
2:B:17:ARG:N	2:B:17:ARG:CB	2.61	0.59
2:B:1140:LEU:HD13	2:B:1285:GLU:CB	2.33	0.59
2:B:3210:SER:HB3	2:B:3363:ALA:HB1	1.85	0.59
4:D:528:TRP:CD1	4:D:535:GLN:CB	2.85	0.59
4:D:531:LYS:NZ	4:D:532:TYR:CE2	2.71	0.59
4:D:584:ILE:HG23	4:D:614:VAL:HG21	1.83	0.59
5:E:14:PHE:CE2	15:O:22:LEU:O	2.56	0.59
5:E:58:GLU:HB2	10:J:88:ALA:O	2.03	0.59
5:E:117:GLU:HG3	6:F:17:LEU:CG	2.21	0.59
14:N:115:MET:HE1	15:O:129:CYS:SG	2.42	0.59
1:A:156:VAL:CB	2:B:168:ILE:HA	2.32	0.59
1:A:203:SER:O	1:A:207:GLN:CB	2.51	0.59
1:A:612:HIS:HB2	4:D:500:LEU:O	2.03	0.59
1:A:3269:LEU:CA	17:Q:34:GLN:O	2.51	0.59
2:B:500:GLU:CD	2:B:532:THR:CG2	2.72	0.59
2:B:721:ASN:CG	2:B:773:VAL:HG12	2.23	0.59
2:B:867:VAL:HG12	2:B:944:ILE:HD13	1.85	0.59
2:B:1176:VAL:O	2:B:1179:THR:OG1	2.17	0.59
2:B:3210:SER:HB3	2:B:3363:ALA:CB	2.33	0.59
3:C:2177:ILE:HG22	3:C:2233:PRO:HA	1.84	0.59
4:D:313:ALA:HB2	4:D:331:LEU:HG	1.84	0.59
5:E:58:GLU:O	5:E:58:GLU:HG3	2.02	0.59
6:F:81:THR:CB	7:G:121:ASN:OD1	2.50	0.59
8:H:29:LYS:HB2	8:H:29:LYS:HZ2	1.66	0.59
11:K:77:PHE:CZ	11:K:88:LEU:CD1	2.74	0.59
14:N:115:MET:CE	15:O:129:CYS:HB2	2.30	0.59
1:A:598:ARG:NH1	4:D:504:TYR:CA	2.57	0.59
1:A:793:GLN:N	5:E:433:TRP:CH2	2.63	0.59
1:A:1013:VAL:CG1	1:A:1017:LEU:HD11	2.30	0.59
1:A:1013:VAL:CG1	1:A:1076:LEU:HD11	2.33	0.59
1:A:1100:LEU:CD2	1:A:1163:LEU:HB2	2.33	0.59
1:A:3273:TYR:CD1	1:A:3273:TYR:O	2.56	0.59
1:A:3421:SER:HB3	1:A:3716:LEU:CG	2.30	0.59
2:B:883:ASN:HA	2:B:886:ILE:HG22	1.73	0.59
2:B:1329:PRO:O	2:B:1412:PHE:CB	2.51	0.59
2:B:2666:ARG:HD2	20:B:5403:ATP:PG	2.35	0.59
3:C:143:PRO:CG	3:C:187:TRP:CE2	2.85	0.59

Continued on next page...

Continued from previous page...

Atom-1	Atom-2	Interatomic distance (Å)	Clash overlap (Å)
3:C:1559:LEU:HD23	3:C:1607:LEU:HD21	1.84	0.59
3:C:2639:ASP:O	3:C:2642:ALA:CB	2.44	0.59
3:C:2792:TYR:C	3:C:2796:PRO:HD3	2.23	0.59
1:A:755:HIS:ND1	1:A:869:TYR:CE2	2.44	0.58
1:A:1013:VAL:CG2	1:A:1076:LEU:HD21	2.32	0.58
1:A:2162:GLY:HA2	20:A:4702:ATP:O1A	2.03	0.58
1:A:3247:ARG:C	17:Q:105:ASN:O	2.42	0.58
1:A:3308:PRO:N	17:Q:56:SER:O	2.35	0.58
2:B:450:LYS:HD3	5:E:507:GLU:OE2	2.03	0.58
2:B:516:THR:HG21	5:E:406:LYS:HA	1.83	0.58
2:B:578:LEU:H	2:B:578:LEU:CD1	2.16	0.58
2:B:2334:TYR:HA	20:B:5403:ATP:C2	2.38	0.58
2:B:3445:LYS:CB	2:B:3487:PRO:CB	2.76	0.58
3:C:2711:SER:C	3:C:2751:TRP:HZ2	2.06	0.58
3:C:3412:HIS:HA	3:C:3415:ILE:HD12	1.84	0.58
4:D:61:LEU:O	4:D:61:LEU:HD13	2.03	0.58
11:K:18:MET:CE	11:K:18:MET:HA	2.33	0.58
1:A:594:PRO:HG2	1:A:606:LYS:HG2	1.85	0.58
1:A:729:GLU:HA	4:D:391:ARG:HH12	1.68	0.58
1:A:1121:LYS:CB	1:A:1138:THR:CG2	2.66	0.58
1:A:3043:ILE:HD12	1:A:3060:MET:HG3	1.85	0.58
2:B:439:LEU:CD1	2:B:503:LEU:HD21	2.33	0.58
2:B:718:ILE:CD1	2:B:773:VAL:HG11	2.33	0.58
2:B:953:GLY:HA2	3:C:282:ARG:CZ	2.32	0.58
2:B:1230:MET:HE2	2:B:1267:TYR:CA	2.30	0.58
2:B:2545:THR:N	19:B:5405:ADP:O2A	2.36	0.58
2:B:2569:SER:HA	2:B:2610:PRO:HA	1.85	0.58
2:B:2609:MET:N	2:B:2610:PRO:HD2	2.17	0.58
2:B:3109:LYS:HG2	2:B:3113:GLU:OE2	2.03	0.58
3:C:2213:ARG:HH21	19:C:4305:ADP:PB	2.26	0.58
3:C:2708:GLN:HE21	3:C:2809:ALA:CA	2.15	0.58
4:D:75:LEU:CD1	15:O:102:LEU:HD12	2.29	0.58
4:D:89:TYR:CE2	11:K:56:PRO:CG	2.86	0.58
4:D:170:THR:CG2	13:M:66:ILE:HG13	2.16	0.58
5:E:70:ASP:HA	8:H:69:VAL:O	2.03	0.58
1:A:801:ILE:CD1	1:A:862:LEU:CD2	2.79	0.58
1:A:1163:LEU:HD21	1:A:1167:LEU:HD12	1.85	0.58
1:A:1513:LYS:CE	1:A:1578:ASN:OD1	2.42	0.58
1:A:3210:GLU:O	1:A:3214:SER:CB	2.51	0.58
2:B:584:PRO:HD3	5:E:186:PHE:HD2	1.66	0.58
2:B:927:ARG:HH12	2:B:976:LEU:HB3	1.67	0.58

Continued on next page...

Continued from previous page...

Atom-1	Atom-2	Interatomic distance (Å)	Clash overlap (Å)
2:B:1772:ILE:HG23	2:B:2044:GLY:HA2	1.85	0.58
2:B:3269:LEU:HD22	2:B:3269:LEU:O	2.01	0.58
3:C:2800:PRO:HG3	3:C:2818:VAL:CG2	2.34	0.58
4:D:330:CYS:HB3	4:D:340:PRO:HB3	1.85	0.58
12:L:70:GLY:O	12:L:109:LYS:HE2	2.03	0.58
16:P:27:ASN:CB	16:P:95:GLU:HA	2.32	0.58
1:A:473:LEU:O	1:A:478:LEU:CB	2.51	0.58
1:A:1140:GLU:OE2	4:D:165:LYS:CE	2.51	0.58
1:A:3268:PHE:C	17:Q:35:ILE:HA	2.23	0.58
1:A:3307:GLU:CB	17:Q:56:SER:N	2.26	0.58
2:B:1069:THR:CB	2:B:1070:PRO:HD2	2.33	0.58
2:B:1242:GLN:CB	2:B:1252:MET:O	2.51	0.58
2:B:1458:PHE:CD1	2:B:1560:MET:HE1	2.37	0.58
2:B:2267:ILE:HG22	2:B:2271:TRP:HZ3	1.68	0.58
3:C:2637:GLU:CA	3:C:2640:ALA:HB3	2.33	0.58
3:C:2742:LYS:HE3	3:C:2785:VAL:CG2	2.31	0.58
4:D:94:ARG:CZ	13:M:78:ASN:HD22	2.16	0.58
4:D:212:ILE:CD1	9:I:19:MET:HE1	2.01	0.58
5:E:104:SER:HB3	5:E:106:PRO:HD2	1.86	0.58
15:O:25:ILE:HG22	15:O:27:ASN:HB2	1.85	0.58
16:P:27:ASN:HA	16:P:95:GLU:HA	1.83	0.58
2:B:669:ILE:HG21	2:B:719:VAL:HG21	1.85	0.58
2:B:952:PRO:HG3	3:C:223:THR:C	1.79	0.58
2:B:1119:LYS:CB	2:B:1138:LYS:HD3	2.33	0.58
3:C:2708:GLN:HG2	3:C:2809:ALA:HB1	1.85	0.58
3:C:2730:LEU:CD1	3:C:2730:LEU:H	2.16	0.58
7:G:118:ASP:OD1	9:I:12:ILE:HD11	2.03	0.58
15:O:45:ARG:HB2	15:O:63:LEU:CD1	2.32	0.58
1:A:97:ARG:O	1:A:121:GLY:CA	2.51	0.58
1:A:596:LEU:N	1:A:596:LEU:CD1	2.66	0.58
1:A:729:GLU:HA	4:D:391:ARG:NH1	2.19	0.58
1:A:3212:VAL:HG21	1:A:3339:ILE:CG1	2.33	0.58
2:B:642:LEU:HD11	2:B:646:LYS:HE3	1.85	0.58
2:B:1608:ARG:HB3	2:B:1637:CYS:HB3	1.85	0.58
3:C:346:LEU:H	3:C:346:LEU:CD1	2.15	0.58
4:D:207:ALA:CA	9:I:24:ILE:CD1	2.75	0.58
5:E:71:ARG:NH1	8:H:71:PHE:CE2	2.67	0.58
10:J:48:LEU:HD13	10:J:100:ILE:HD12	1.85	0.58
10:J:61:ALA:HA	10:J:80:PHE:CE2	2.34	0.58
1:A:594:PRO:CG	1:A:606:LYS:HG2	2.33	0.58
1:A:598:ARG:CA	4:D:460:LEU:CD1	2.81	0.58

Continued on next page...

Continued from previous page...

Atom-1	Atom-2	Interatomic distance (Å)	Clash overlap (Å)
1:A:1013:VAL:HA	1:A:1076:LEU:HD11	1.84	0.58
1:A:1459:LEU:O	1:A:1552:MET:CE	2.52	0.58
1:A:3117:PHE:CG	1:A:3429:TRP:HZ3	2.21	0.58
1:A:3301:GLU:H	17:Q:99:GLN:CB	2.16	0.58
1:A:4126:TRP:CZ2	1:A:4130:ILE:HD11	2.39	0.58
2:B:657:LYS:O	2:B:657:LYS:HG3	2.02	0.58
2:B:1002:GLN:HG2	2:B:1094:TRP:NE1	2.18	0.58
2:B:1003:ILE:HG22	2:B:1003:ILE:O	2.03	0.58
2:B:1464:THR:HG22	2:B:1557:LYS:HB2	1.86	0.58
2:B:1466:THR:HA	2:B:1560:MET:HE2	1.85	0.58
2:B:1559:MET:HE2	2:B:1577:ARG:NH2	2.16	0.58
3:C:1541:LEU:HD13	3:C:1584:LEU:HD22	1.84	0.58
3:C:2746:PRO:CD	3:C:2747:LYS:H	2.12	0.58
4:D:288:ARG:HE	4:D:610:GLY:HA3	1.69	0.58
5:E:19:ASN:O	5:E:19:ASN:OD1	2.22	0.58
5:E:394:TRP:HE1	5:E:401:PRO:HD3	1.66	0.58
6:F:56:TRP:CD2	6:F:91:GLN:CD	2.73	0.58
7:G:125:PHE:HZ	7:G:136:MET:HE3	1.66	0.58
9:I:23:ALA:HB1	9:I:97:MET:HE1	1.85	0.58
1:A:690:LEU:N	1:A:690:LEU:CD1	2.67	0.58
1:A:755:HIS:HE1	1:A:869:TYR:HB3	1.69	0.58
1:A:854:GLU:OE2	5:E:202:LEU:O	2.21	0.58
2:B:909:SER:O	2:B:995:TYR:HE1	1.86	0.58
2:B:984:ASN:CA	2:B:987:ARG:HG2	2.33	0.58
2:B:1610:TYR:CD2	2:B:1942:GLY:HA3	2.39	0.58
2:B:3239:VAL:HG11	2:B:3291:ILE:HD11	1.86	0.58
2:B:3300:GLU:CD	2:B:3354:LYS:HZ2	2.05	0.58
3:C:2730:LEU:HD12	3:C:2730:LEU:N	2.19	0.58
3:C:2740:ILE:CD1	3:C:2744:LYS:HD3	2.29	0.58
8:H:10:VAL:HB	8:H:80:TYR:CZ	2.39	0.58
9:I:55:ASN:HB2	9:I:58:ALA:HB3	1.86	0.58
10:J:35:ASP:CB	15:O:32:SER:HB3	2.33	0.58
10:J:77:HIS:HA	11:K:70:VAL:HG23	1.84	0.58
12:L:55:LEU:HD23	12:L:55:LEU:O	2.04	0.58
18:R:27:GLY:O	18:R:28:LEU:CB	2.52	0.58
1:A:704:ARG:HB3	4:D:478:GLU:CG	2.34	0.58
1:A:744:ILE:CD1	1:A:752:LEU:HD23	2.32	0.58
2:B:1485:MET:CB	2:B:1505:ARG:HE	2.05	0.58
3:C:9:GLN:HB2	3:C:350:TRP:CE2	2.38	0.58
3:C:12:GLN:OE1	3:C:12:GLN:N	2.33	0.58
3:C:2807:SER:HG	3:C:2810:ALA:HB2	1.64	0.58

Continued on next page...

Continued from previous page...

Atom-1	Atom-2	Interatomic distance (Å)	Clash overlap (Å)
4:D:90:ASP:OD2	13:M:32:LYS:CE	2.52	0.58
4:D:194:THR:HB	9:I:88:THR:HG22	1.85	0.58
8:H:50:ARG:NH2	9:I:88:THR:HG21	2.19	0.58
12:L:28:GLN:HE21	12:L:28:GLN:CA	2.16	0.58
13:M:44:GLU:OE1	13:M:44:GLU:HA	2.03	0.58
1:A:600:MET:CE	4:D:458:CYS:SG	2.92	0.58
1:A:1012:LYS:HE2	1:A:1071:ILE:CG2	2.30	0.58
1:A:3691:LEU:HB3	1:A:3719:THR:HG22	1.86	0.58
2:B:59:THR:H	2:B:82:ASP:C	2.06	0.58
2:B:963:PHE:CD2	3:C:51:ILE:HD13	2.39	0.58
2:B:1584:TRP:HA	2:B:1584:TRP:CE3	2.39	0.58
2:B:2333:PRO:O	20:B:5403:ATP:C2	2.55	0.58
2:B:3422:LEU:HD23	2:B:3707:LEU:HD23	1.84	0.58
3:C:10:LEU:HD13	3:C:10:LEU:C	2.24	0.58
4:D:171:ARG:C	13:M:64:HIS:HB2	2.24	0.58
4:D:177:ASN:CG	13:M:60:ASN:CG	2.62	0.58
4:D:254:GLN:OE1	5:E:128:LEU:HD11	2.04	0.58
5:E:375:ARG:HA	5:E:383:PHE:HA	1.86	0.58
6:F:56:TRP:CZ2	6:F:91:GLN:CD	2.51	0.58
15:O:103:TRP:HB2	15:O:108:ASP:OD1	2.04	0.58
1:A:611:ARG:HH22	1:A:705:GLN:HB2	1.69	0.57
1:A:891:PHE:CD1	1:A:972:TRP:CD2	2.90	0.57
1:A:2430:ASP:O	1:A:2443:CYS:SG	2.52	0.57
1:A:3126:GLU:HA	1:A:3126:GLU:OE1	2.03	0.57
1:A:3210:GLU:O	1:A:3214:SER:HB3	2.02	0.57
1:A:3248:LEU:CG	17:Q:81:ARG:H	2.17	0.57
1:A:3300:GLU:CB	17:Q:99:GLN:CB	2.76	0.57
2:B:59:THR:CA	2:B:82:ASP:O	2.51	0.57
2:B:682:LYS:HZ3	5:E:186:PHE:HD1	1.24	0.57
2:B:1143:VAL:O	2:B:1147:ILE:HG13	2.04	0.57
2:B:1538:ILE:HD11	2:B:1621:LEU:HB3	1.86	0.57
2:B:2512:VAL:H	19:B:5405:ADP:HN62	1.52	0.57
3:C:2556:VAL:HG21	3:C:2937:TYR:CD2	2.39	0.57
3:C:2698:LEU:C	3:C:2698:LEU:CD2	2.69	0.57
4:D:164:ASN:H	4:D:167:ASN:HB3	1.69	0.57
4:D:175:THR:HG23	13:M:61:PHE:O	2.03	0.57
1:A:1012:LYS:HB2	1:A:1071:ILE:HD12	1.79	0.57
1:A:3215:ILE:HD13	1:A:3219:ASP:OD2	2.04	0.57
1:A:3222:GLU:OE1	1:A:3328:ALA:HB2	2.04	0.57
1:A:3249:ILE:CD1	17:Q:106:PHE:CE2	2.86	0.57
2:B:725:ILE:HG21	2:B:776:LEU:CD2	2.33	0.57

Continued on next page...

Continued from previous page...

Atom-1	Atom-2	Interatomic distance (Å)	Clash overlap (Å)
2:B:1387:MET:HA	2:B:1434:ALA:HB1	1.85	0.57
2:B:1447:ILE:CG1	2:B:1480:HIS:ND1	2.67	0.57
2:B:1604:LYS:HA	2:B:1945:GLN:HE22	1.69	0.57
3:C:217:PHE:CE2	3:C:268:ILE:HD12	2.39	0.57
3:C:2593:ARG:HH22	3:C:2597:GLU:CG	2.18	0.57
3:C:3072:ILE:HD12	3:C:3102:LEU:HD11	1.86	0.57
4:D:294:GLN:HB3	4:D:297:LYS:HE3	1.86	0.57
4:D:573:VAL:HG21	4:D:579:LEU:HD21	1.86	0.57
8:H:69:VAL:HG11	8:H:89:PHE:CZ	2.39	0.57
1:A:944:LEU:HD11	1:A:1013:VAL:HG12	1.85	0.57
1:A:3046:PHE:HE2	1:A:3104:ILE:CD1	2.16	0.57
1:A:3124:ILE:HD12	1:A:3429:TRP:HD1	1.61	0.57
1:A:3241:LEU:HD11	1:A:3273:TYR:CD2	2.39	0.57
1:A:3247:ARG:HD3	17:Q:128:ARG:CA	2.26	0.57
1:A:3305:LEU:CD1	17:Q:102:LEU:CA	2.69	0.57
2:B:500:GLU:CD	2:B:532:THR:HG21	2.24	0.57
2:B:960:ARG:HD3	3:C:287:PHE:CZ	2.37	0.57
2:B:1079:ASN:HD21	2:B:1081:GLN:HB2	1.68	0.57
2:B:1474:MET:HE2	2:B:1515:VAL:HG12	1.83	0.57
3:C:261:ILE:N	3:C:262:PRO:HD2	2.20	0.57
3:C:2772:LYS:HD3	3:C:2772:LYS:C	2.25	0.57
5:E:403:ILE:HD11	5:E:512:GLU:HG3	1.85	0.57
6:F:66:ASP:HB3	7:G:102:SER:CB	2.34	0.57
12:L:99:LEU:N	12:L:100:PRO:HD2	2.19	0.57
13:M:77:ILE:HG22	13:M:80:LEU:HB3	1.86	0.57
15:O:25:ILE:CG2	15:O:27:ASN:HB2	2.34	0.57
1:A:473:LEU:CB	1:A:481:MET:CB	2.82	0.57
1:A:594:PRO:CB	1:A:609:TRP:CE3	2.86	0.57
1:A:794:LEU:C	1:A:794:LEU:CD1	2.71	0.57
1:A:818:LEU:CD1	1:A:818:LEU:N	2.67	0.57
1:A:1806:PHE:CD1	1:A:4194:VAL:HG22	2.40	0.57
2:B:429:LEU:HD13	2:B:492:PHE:CD2	2.38	0.57
2:B:433:ILE:CG2	2:B:463:PHE:CZ	2.45	0.57
2:B:3131:ARG:HD2	2:B:3131:ARG:C	2.25	0.57
2:B:3241:GLU:O	2:B:3245:LEU:HG	2.05	0.57
3:C:248:ILE:HG22	3:C:273:VAL:HB	1.86	0.57
3:C:288:VAL:O	3:C:320:PRO:HB3	2.04	0.57
3:C:2585:PHE:HE1	3:C:2929:LEU:CB	2.17	0.57
4:D:208:TYR:O	4:D:212:ILE:HG13	2.04	0.57
4:D:265:ARG:CG	5:E:125:GLN:CG	2.71	0.57
4:D:576:LEU:HD13	4:D:576:LEU:O	2.05	0.57

Continued on next page...

Continued from previous page...

Atom-1	Atom-2	Interatomic distance (Å)	Clash overlap (Å)
5:E:164:VAL:HG23	5:E:181:TYR:HE1	1.66	0.57
5:E:253:MET:HB2	5:E:296:PHE:HE2	1.67	0.57
5:E:361:LEU:HD13	5:E:361:LEU:C	2.25	0.57
1:A:704:ARG:CB	4:D:478:GLU:CD	2.52	0.57
1:A:1151:MET:HE3	4:D:176:ILE:CA	2.30	0.57
1:A:1274:GLY:O	4:D:161:THR:OG1	2.21	0.57
1:A:1505:ASN:C	1:A:1509:ASP:OD2	2.42	0.57
1:A:3249:ILE:CD1	1:A:3273:TYR:CA	2.71	0.57
1:A:3306:LEU:HD11	1:A:3310:LEU:HG	1.81	0.57
2:B:1606:PHE:HE1	2:B:1687:LEU:HA	1.69	0.57
2:B:3453:LEU:CD2	2:B:3492:ILE:HD12	2.34	0.57
3:C:1907:ILE:HD11	3:C:1930:TRP:CZ2	2.40	0.57
3:C:2365:GLY:O	19:C:4306:ADP:C5'	2.53	0.57
3:C:2593:ARG:CD	3:C:2921:LEU:HD11	2.34	0.57
3:C:2899:LEU:HG	3:C:3193:LEU:HD13	1.85	0.57
4:D:110:SER:CA	15:O:96:ARG:HG3	2.35	0.57
4:D:111:MET:HB3	15:O:95:LEU:N	2.05	0.57
4:D:212:ILE:CG1	9:I:19:MET:HE3	2.34	0.57
4:D:405:ASN:HD22	4:D:406:PRO:CD	2.00	0.57
5:E:408:HIS:HD2	5:E:412:LEU:HD11	1.67	0.57
14:N:89:GLN:HG3	14:N:94:ASP:HB2	1.83	0.57
15:O:52:ASP:H	15:O:53:PRO:HD3	1.69	0.57
1:A:669:ALA:HB1	1:A:689:ASP:CB	2.34	0.57
1:A:2839:LEU:HA	19:A:4703:ADP:H2	1.69	0.57
1:A:3249:ILE:HA	17:Q:106:PHE:CE2	2.40	0.57
1:A:3255:GLU:OE1	1:A:3270:LYS:CA	2.53	0.57
2:B:422:ARG:HB2	2:B:422:ARG:CZ	2.35	0.57
2:B:439:LEU:HD11	2:B:503:LEU:HD21	1.87	0.57
2:B:1454:GLN:OE1	2:B:1477:LEU:HD21	2.05	0.57
2:B:3147:GLN:HA	2:B:3426:LEU:CD1	2.34	0.57
2:B:3243:LYS:HD2	2:B:3285:ASN:O	2.05	0.57
2:B:3253:ILE:HG21	2:B:3273:ASP:HB3	1.84	0.57
3:C:2119:ILE:HG21	3:C:2122:THR:HG23	1.86	0.57
3:C:2640:ALA:N	3:C:2643:GLU:CD	2.58	0.57
4:D:294:GLN:HG3	4:D:297:LYS:HZ1	1.69	0.57
5:E:30:ILE:HD12	5:E:30:ILE:C	2.24	0.57
8:H:28:ALA:CB	8:H:86:ILE:HD12	2.33	0.57
8:H:66:GLY:HA2	9:I:56:ILE:CG2	2.13	0.57
10:J:43:GLU:HG2	10:J:67:TYR:CD2	2.40	0.57
1:A:402:PRO:O	1:A:468:GLN:HA	2.04	0.57
1:A:678:HIS:HB2	1:A:681:ASN:HB2	1.86	0.57

Continued on next page...

Continued from previous page...

Atom-1	Atom-2	Interatomic distance (Å)	Clash overlap (Å)
1:A:807:GLU:O	1:A:811:LYS:HG3	2.04	0.57
1:A:1088:TRP:CZ2	1:A:1092:TRP:CZ2	2.92	0.57
1:A:1534:MET:HB3	1:A:1537:GLN:HG3	1.86	0.57
1:A:3222:GLU:HB2	1:A:3328:ALA:CB	2.34	0.57
2:B:448:LYS:HE3	2:B:452:LEU:HD11	1.86	0.57
2:B:736:LEU:HD12	2:B:859:TYR:HB3	1.80	0.57
2:B:762:ILE:O	2:B:766:ILE:CB	2.52	0.57
2:B:938:PHE:HE2	3:C:343:ASN:OD1	1.88	0.57
2:B:938:PHE:CZ	3:C:343:ASN:ND2	2.72	0.57
2:B:1458:PHE:CB	2:B:1465:LYS:HB3	2.30	0.57
2:B:1956:ASN:HD21	2:B:2011:ARG:HG3	1.69	0.57
3:C:53:PRO:HD2	3:C:81:PRO:CB	2.34	0.57
3:C:214:LEU:O	3:C:214:LEU:HD22	2.05	0.57
3:C:265:LYS:HE2	3:C:356:THR:HG22	0.69	0.57
3:C:540:LYS:CB	3:C:705:LYS:N	2.67	0.57
3:C:1864:ILE:HD11	3:C:1910:ILE:HG23	1.85	0.57
3:C:2738:ILE:HG22	3:C:2746:PRO:CG	2.33	0.57
4:D:194:THR:HA	9:I:88:THR:HA	1.85	0.57
4:D:401:GLN:HB3	4:D:417:ILE:HG22	1.85	0.57
16:P:55:ILE:O	16:P:60:PHE:N	2.38	0.57
1:A:598:ARG:N	4:D:460:LEU:HD13	2.05	0.57
1:A:670:LEU:HA	1:A:692:ILE:HD12	1.86	0.57
1:A:690:LEU:CD1	1:A:690:LEU:H	2.18	0.57
1:A:847:PHE:CZ	1:A:851:LYS:CE	2.88	0.57
1:A:1273:PHE:O	4:D:161:THR:HG23	2.04	0.57
1:A:1424:ASP:CA	1:A:1427:LEU:HB2	2.31	0.57
1:A:3251:ILE:HD11	17:Q:64:LYS:CA	2.15	0.57
1:A:4422:ASP:HB2	1:A:4423:PRO:HD2	1.86	0.57
2:B:913:PHE:CE2	2:B:1078:ILE:HD11	2.39	0.57
2:B:997:TRP:CE3	2:B:997:TRP:HA	2.40	0.57
2:B:3433:TRP:HH2	2:B:3695:LEU:HD21	1.66	0.57
3:C:360:PRO:CG	3:C:361:PRO:CD	2.83	0.57
3:C:533:GLU:CB	3:C:545:GLU:CB	2.82	0.57
3:C:2738:ILE:CB	3:C:2746:PRO:HG3	2.26	0.57
4:D:79:ASN:HD22	4:D:80:PRO:HD2	1.70	0.57
4:D:265:ARG:CB	5:E:125:GLN:CG	2.82	0.57
4:D:285:PRO:HB3	4:D:584:ILE:HG22	1.85	0.57
5:E:26:ARG:O	14:N:85:ILE:CG2	2.53	0.57
6:F:50:ALA:CB	8:H:83:GLN:CB	2.82	0.57
1:A:878:VAL:HG22	1:A:879:LEU:N	2.20	0.57
1:A:906:LEU:HB3	1:A:998:VAL:HG13	1.86	0.57

Continued on next page...

Continued from previous page...

Atom-1	Atom-2	Interatomic distance (Å)	Clash overlap (Å)
1:A:1276:GLN:CD	4:D:153:HIS:CE1	2.77	0.57
1:A:1423:ALA:O	1:A:1427:LEU:N	2.33	0.57
1:A:3121:LEU:HD23	1:A:3429:TRP:HB2	1.64	0.57
2:B:736:LEU:CA	2:B:855:SER:HB2	2.30	0.57
2:B:3147:GLN:HA	2:B:3426:LEU:HD13	1.87	0.57
3:C:1296:ILE:HD11	3:C:1542:MET:SD	2.44	0.57
4:D:88:VAL:HG21	13:M:33:GLN:NE2	2.20	0.57
4:D:261:TYR:CE1	5:E:126:ILE:HD11	2.37	0.57
4:D:404:TRP:HZ3	4:D:412:TYR:HB3	1.69	0.57
4:D:588:PRO:HG2	4:D:606:ASP:CG	2.25	0.57
1:A:867:MET:SD	1:A:878:VAL:CG1	2.86	0.57
1:A:1013:VAL:O	1:A:1017:LEU:HG	2.04	0.57
1:A:3241:LEU:HD11	1:A:3273:TYR:CE2	2.40	0.57
1:A:4240:VAL:HG11	1:A:4270:PRO:HG2	1.86	0.57
2:B:467:VAL:O	2:B:471:THR:HB	1.99	0.57
2:B:523:LEU:HD23	2:B:523:LEU:O	2.05	0.57
3:C:757:GLU:HA	3:C:827:ILE:HD11	1.87	0.57
3:C:2639:ASP:C	3:C:2643:GLU:CG	2.74	0.57
3:C:2800:PRO:CG	3:C:2818:VAL:CG2	2.82	0.57
4:D:189:PRO:HD3	11:K:65:HIS:HB2	1.87	0.57
4:D:585:VAL:HG11	4:D:588:PRO:HG3	1.85	0.57
1:A:597:VAL:HG21	4:D:502:ALA:HB2	1.85	0.56
1:A:850:SER:C	5:E:204:ASN:CB	2.74	0.56
1:A:2143:LEU:HD13	1:A:2155:LEU:HD13	1.87	0.56
1:A:3442:LYS:CB	1:A:3485:THR:CG2	2.74	0.56
2:B:655:LYS:HB2	2:B:677:LEU:CD2	2.35	0.56
2:B:658:GLN:HG2	2:B:672:ASN:O	2.04	0.56
2:B:747:GLU:O	2:B:750:PRO:HD2	2.05	0.56
2:B:969:LEU:HD23	2:B:969:LEU:C	2.25	0.56
2:B:1119:LYS:CB	2:B:1138:LYS:HZ3	2.16	0.56
2:B:2544:LYS:CA	19:B:5405:ADP:O2A	2.53	0.56
2:B:3257:ARG:CZ	2:B:3273:ASP:OD1	2.53	0.56
2:B:3297:PHE:CZ	2:B:3302:ILE:HD13	2.40	0.56
5:E:24:GLU:OE2	14:N:91:THR:CB	2.53	0.56
5:E:286:GLY:HA2	5:E:318:GLY:HA2	1.86	0.56
1:A:160:GLU:CB	2:B:167:GLN:CA	2.82	0.56
1:A:547:LYS:O	4:D:654:ASN:OD1	2.22	0.56
1:A:1028:LYS:C	1:A:1088:TRP:CH2	2.72	0.56
1:A:3241:LEU:CD1	1:A:3273:TYR:CD2	2.88	0.56
2:B:585:ILE:HD11	2:B:647:GLU:OE1	2.05	0.56
2:B:736:LEU:CD1	2:B:859:TYR:HB3	2.34	0.56

Continued on next page...

Continued from previous page...

Atom-1	Atom-2	Interatomic distance (Å)	Clash overlap (Å)
2:B:952:PRO:C	3:C:282:ARG:NH1	2.55	0.56
2:B:953:GLY:CA	3:C:282:ARG:NH1	2.68	0.56
2:B:1100:ASP:HA	2:B:1103:VAL:CG2	2.35	0.56
2:B:3063:PHE:CZ	2:B:3112:LEU:HD11	2.40	0.56
3:C:2820:ILE:HG23	3:C:2824:TYR:CD2	2.40	0.56
4:D:111:MET:SD	15:O:90:ILE:HG22	2.44	0.56
4:D:247:ILE:HD13	5:E:129:LEU:CD2	2.35	0.56
5:E:214:SER:HB3	5:E:243:TRP:HZ2	1.71	0.56
1:A:403:ALA:HA	1:A:468:GLN:HA	1.87	0.56
1:A:588:GLN:OE1	1:A:588:GLN:HA	2.04	0.56
1:A:732:TYR:HD2	4:D:391:ARG:NE	2.01	0.56
1:A:3271:GLU:CD	1:A:3272:SER:N	2.59	0.56
1:A:3442:LYS:CG	1:A:3485:THR:HG22	2.35	0.56
2:B:444:LEU:HA	5:E:515:LYS:CE	2.35	0.56
2:B:518:TYR:CB	5:E:404:ARG:NH1	2.69	0.56
2:B:575:ASN:CB	5:E:481:GLN:NE2	2.67	0.56
2:B:810:SER:HB2	2:B:813:ASP:CG	2.26	0.56
2:B:938:PHE:HE2	3:C:343:ASN:CG	2.09	0.56
2:B:1456:PHE:CE1	2:B:1563:VAL:HG11	2.34	0.56
3:C:52:ALA:HB1	3:C:53:PRO:CD	2.35	0.56
3:C:230:MET:SD	3:C:241:ASP:CG	2.84	0.56
3:C:2365:GLY:CA	19:C:4306:ADP:H5'2	2.35	0.56
3:C:2593:ARG:NH2	3:C:2597:GLU:OE1	2.34	0.56
3:C:2639:ASP:C	3:C:2643:GLU:N	2.58	0.56
3:C:2698:LEU:CD2	3:C:2768:LEU:HB3	2.36	0.56
3:C:2730:LEU:H	3:C:2730:LEU:HD12	1.69	0.56
3:C:2772:LYS:HD3	3:C:2772:LYS:O	2.05	0.56
4:D:79:ASN:H	4:D:104:GLN:HG2	1.69	0.56
4:D:199:ILE:HG21	9:I:104:ALA:HB1	1.86	0.56
4:D:248:MET:HE2	7:G:147:VAL:HG21	1.87	0.56
4:D:395:HIS:CE1	4:D:399:VAL:CG1	2.71	0.56
4:D:517:ILE:CD1	4:D:527:ILE:CB	2.83	0.56
4:D:529:ASP:HB2	4:D:536:ILE:HD11	1.86	0.56
5:E:258:GLU:H	5:E:258:GLU:CD	2.03	0.56
8:H:35:CYS:HB2	8:H:41:ILE:HG12	1.86	0.56
10:J:77:HIS:CB	11:K:70:VAL:HG23	2.34	0.56
10:J:89:VAL:HG23	11:K:47:LYS:HE3	1.87	0.56
11:K:55:GLY:CA	13:M:79:GLU:HG3	2.33	0.56
12:L:84:CYS:CB	13:M:56:ILE:HA	2.34	0.56
13:M:82:LEU:C	13:M:82:LEU:HD23	2.26	0.56
14:N:72:ILE:CG1	15:O:97:ILE:HG23	2.29	0.56

Continued on next page...

Continued from previous page...

Atom-1	Atom-2	Interatomic distance (Å)	Clash overlap (Å)
18:R:82:ALA:C	18:R:83:ASN:CB	2.73	0.56
1:A:607:ILE:HG12	1:A:654:TRP:CD1	2.41	0.56
1:A:1151:MET:HE3	4:D:176:ILE:HA	1.87	0.56
1:A:1433:LEU:HD11	1:A:1490:PHE:HE1	1.68	0.56
1:A:2697:ARG:HG2	19:A:4701:ADP:H4'	1.86	0.56
1:A:3421:SER:CB	1:A:3716:LEU:CD2	2.83	0.56
2:B:433:ILE:HA	2:B:463:PHE:CE1	2.40	0.56
2:B:606:LEU:HA	2:B:609:LEU:HD23	1.86	0.56
2:B:949:THR:HB	3:C:172:LEU:HB3	1.86	0.56
2:B:1076:LEU:O	2:B:1076:LEU:HD23	2.05	0.56
2:B:1172:LYS:HD2	2:B:1176:VAL:HG23	1.87	0.56
2:B:2531:ARG:HA	2:B:2649:LEU:HD21	1.88	0.56
2:B:2560:VAL:HG13	2:B:2601:ILE:HD13	1.86	0.56
2:B:3082:MET:SD	2:B:3115:ILE:CD1	2.93	0.56
2:B:3269:LEU:H	2:B:3269:LEU:CD1	2.18	0.56
3:C:359:GLY:N	3:C:440:TYR:CB	2.68	0.56
3:C:2082:LEU:HG	3:C:2137:VAL:HG21	1.86	0.56
3:C:2698:LEU:HD11	3:C:2768:LEU:O	2.05	0.56
4:D:564:ASP:OD2	4:D:583:LYS:HE2	2.05	0.56
5:E:225:GLN:OE1	5:E:225:GLN:N	2.38	0.56
10:J:79:PHE:CD2	11:K:68:ALA:HB2	2.41	0.56
17:Q:68:LEU:CA	17:Q:92:ASP:CB	2.79	0.56
1:A:948:LEU:HG	1:A:1010:LYS:CG	2.31	0.56
1:A:948:LEU:HB3	1:A:1010:LYS:HD3	1.88	0.56
2:B:349:ASN:CB	2:B:416:LEU:HG	2.34	0.56
2:B:4243:ASN:HB2	2:B:4244:PRO:HD2	1.88	0.56
3:C:164:HIS:HD2	3:C:201:GLY:HA3	1.71	0.56
4:D:116:ILE:HD11	5:E:43:ARG:HH11	1.71	0.56
4:D:174:GLN:HE22	12:L:49:LEU:C	2.09	0.56
4:D:181:ARG:O	11:K:71:SER:HA	2.05	0.56
4:D:199:ILE:HG12	9:I:104:ALA:CB	2.36	0.56
4:D:517:ILE:HG13	4:D:550:TRP:CE2	2.41	0.56
5:E:143:GLU:OE1	5:E:493:SER:HB3	2.05	0.56
5:E:174:PRO:HB3	5:E:463:ASN:HD22	1.70	0.56
5:E:238:GLY:O	5:E:260:SER:OG	2.23	0.56
5:E:515:LYS:O	5:E:515:LYS:HD3	2.05	0.56
7:G:71:LYS:HG3	7:G:72:THR:HG23	1.87	0.56
12:L:41:LEU:HD21	12:L:56:ASN:HB2	1.87	0.56
1:A:785:HIS:NE2	4:D:391:ARG:CZ	2.60	0.56
1:A:933:VAL:CG1	1:A:944:LEU:HB3	2.35	0.56
1:A:3229:PRO:HB3	1:A:3233:ILE:HD13	1.88	0.56

Continued on next page...

Continued from previous page...

Atom-1	Atom-2	Interatomic distance (Å)	Clash overlap (Å)
1:A:3232:ILE:HG23	1:A:3316:TRP:CE3	2.31	0.56
2:B:966:LYS:CD	3:C:345:TRP:CE2	2.76	0.56
2:B:2189:GLY:HA2	20:B:5403:ATP:H5'1	1.86	0.56
2:B:3203:ALA:CB	2:B:3370:LYS:CB	2.84	0.56
2:B:3268:THR:HG22	2:B:3269:LEU:HD13	1.86	0.56
2:B:3446:SER:HB3	2:B:3489:THR:CG2	2.30	0.56
3:C:2743:ASN:CG	3:C:2789:LYS:HG3	2.26	0.56
4:D:89:TYR:CE2	11:K:56:PRO:CD	2.89	0.56
4:D:171:ARG:O	13:M:64:HIS:HA	2.05	0.56
5:E:141:VAL:HG13	5:E:141:VAL:O	2.05	0.56
5:E:180:SER:HB3	5:E:221:ILE:HG12	1.88	0.56
10:J:19:LYS:HE3	15:O:19:LEU:HD11	1.84	0.56
14:N:23:GLN:OE1	14:N:23:GLN:HA	2.05	0.56
15:O:105:VAL:HG12	15:O:106:GLN:HG3	1.87	0.56
17:Q:69:ASN:O	17:Q:70:MET:CB	2.53	0.56
1:A:597:VAL:HG11	4:D:502:ALA:CB	2.17	0.56
1:A:937:LEU:CD1	1:A:1081:ILE:CD1	2.84	0.56
1:A:1139:LEU:HB3	4:D:169:ASN:ND2	2.21	0.56
1:A:1151:MET:HA	4:D:176:ILE:CD1	2.33	0.56
1:A:3244:PHE:CD1	17:Q:104:TYR:OH	2.25	0.56
1:A:3257:VAL:HG13	1:A:3267:LEU:H	1.71	0.56
2:B:1456:PHE:CE2	2:B:1569:VAL:HG12	2.39	0.56
2:B:1458:PHE:CZ	2:B:1560:MET:O	2.59	0.56
2:B:3600:LYS:HD2	2:B:3605:LEU:HD22	1.88	0.56
3:C:25:THR:OG1	3:C:87:SER:HB3	2.05	0.56
3:C:2638:ALA:C	3:C:2640:ALA:N	2.46	0.56
4:D:195:ILE:CD1	9:I:94:LEU:HD23	2.35	0.56
4:D:640:LYS:HA	4:D:640:LYS:CE	2.34	0.56
5:E:116:VAL:CG1	6:F:99:ALA:CB	2.84	0.56
1:A:604:ALA:CB	1:A:698:GLU:HG2	2.32	0.56
1:A:1165:ASN:ND2	11:K:15:ASN:OD1	2.39	0.56
1:A:2697:ARG:HH11	19:A:4701:ADP:PB	2.22	0.56
1:A:3131:ILE:HG12	1:A:3422:LEU:HD12	1.88	0.56
1:A:3261:LYS:CG	1:A:3262:GLU:H	2.06	0.56
2:B:585:ILE:HG21	2:B:644:TRP:HB2	1.87	0.56
2:B:721:ASN:CG	2:B:773:VAL:CG1	2.74	0.56
2:B:1142:SER:O	2:B:1146:VAL:CG2	2.39	0.56
2:B:3132:GLN:HA	2:B:3132:GLN:OE1	2.06	0.56
3:C:192:PRO:HG2	3:C:232:TYR:CE2	2.39	0.56
3:C:1142:VAL:HG21	3:C:1167:ILE:HD13	1.87	0.56
3:C:2799:THR:HB	3:C:2800:PRO:HD3	1.87	0.56

Continued on next page...

Continued from previous page...

Atom-1	Atom-2	Interatomic distance (Å)	Clash overlap (Å)
4:D:401:GLN:O	4:D:417:ILE:HG22	2.06	0.56
4:D:405:ASN:ND2	4:D:406:PRO:CD	2.57	0.56
14:N:72:ILE:CG1	15:O:97:ILE:CG1	2.81	0.56
1:A:801:ILE:HD12	1:A:862:LEU:CD2	2.34	0.56
1:A:804:ASN:HB2	5:E:148:LYS:C	2.26	0.56
1:A:1027:CYS:O	1:A:1088:TRP:HZ3	1.89	0.56
2:B:582:MET:SD	2:B:587:GLY:CA	2.94	0.56
2:B:938:PHE:CE2	3:C:343:ASN:CG	2.79	0.56
2:B:1595:LEU:HD23	2:B:1595:LEU:C	2.26	0.56
3:C:2771:PHE:O	3:C:2775:VAL:HG23	2.06	0.56
4:D:401:GLN:HG3	4:D:462:PHE:CE1	2.41	0.56
4:D:532:TYR:CE1	4:D:652:MET:CE	2.88	0.56
5:E:112:LEU:HD23	5:E:116:VAL:HG23	1.87	0.56
5:E:145:LEU:CD2	5:E:494:LEU:HG	2.33	0.56
12:L:84:CYS:SG	13:M:56:ILE:HG12	2.46	0.56
1:A:634:ILE:HG21	1:A:638:TYR:HH	1.67	0.56
1:A:857:ARG:HH22	5:E:208:PRO:CD	2.19	0.56
1:A:1069:TYR:HE1	1:A:1078:THR:HG21	1.65	0.56
1:A:1135:VAL:HG12	1:A:1136:MET:HE3	1.87	0.56
1:A:1637:VAL:HG11	1:A:1653:ILE:HG21	1.88	0.56
1:A:3140:GLU:O	1:A:3144:GLN:HG3	2.06	0.56
2:B:428:HIS:O	2:B:432:THR:HG23	2.05	0.56
2:B:714:ALA:HA	2:B:717:MET:HE2	1.88	0.56
2:B:1107:ARG:HE	2:B:1172:LYS:NZ	2.04	0.56
3:C:214:LEU:O	3:C:231:ILE:HA	2.05	0.56
3:C:2830:VAL:CG1	3:C:2834:ARG:NE	2.70	0.56
4:D:386:TYR:HB3	4:D:433:LEU:HD11	1.88	0.56
5:E:100:GLU:CA	5:E:105:PHE:CD2	2.85	0.56
12:L:58:VAL:HB	13:M:64:HIS:HE1	1.71	0.56
13:M:17:ILE:HG13	13:M:73:ILE:HD11	1.89	0.56
13:M:80:LEU:C	13:M:80:LEU:HD23	2.27	0.56
16:P:57:ILE:O	16:P:62:LYS:CA	2.54	0.56
1:A:697:ARG:NH2	4:D:419:SER:O	2.39	0.55
1:A:800:ASP:O	5:E:148:LYS:C	2.45	0.55
1:A:1031:ILE:CG2	1:A:1031:ILE:O	2.53	0.55
1:A:1048:TYR:CE1	1:A:1100:LEU:HB2	2.41	0.55
1:A:1263:TYR:HD2	1:A:1283:LEU:CB	2.18	0.55
1:A:1430:ARG:HG2	1:A:1490:PHE:CG	2.41	0.55
1:A:1597:LYS:NZ	1:A:1962:ILE:HD12	2.21	0.55
1:A:1601:ARG:HD2	1:A:1630:LEU:O	2.05	0.55
1:A:3236:ILE:HA	1:A:3333:LEU:HD23	1.87	0.55

Continued on next page...

Continued from previous page...

Atom-1	Atom-2	Interatomic distance (Å)	Clash overlap (Å)
1:A:3268:PHE:O	17:Q:35:ILE:CA	2.54	0.55
2:B:1243:LYS:CB	2:B:1251:SER:N	2.69	0.55
2:B:1467:PHE:CD2	2:B:1560:MET:CE	2.88	0.55
2:B:3268:THR:CG2	2:B:3269:LEU:HD12	2.33	0.55
4:D:283:LEU:HB3	4:D:614:VAL:HG11	1.88	0.55
4:D:417:ILE:CD1	4:D:474:VAL:CG2	2.83	0.55
14:N:25:PHE:CZ	14:N:103:ILE:CD1	2.70	0.55
1:A:597:VAL:CG1	4:D:502:ALA:HB3	2.19	0.55
1:A:818:LEU:C	1:A:840:TYR:HE2	2.10	0.55
1:A:871:LEU:HD22	1:A:872:ASP:O	2.07	0.55
1:A:2330:TYR:O	1:A:2336:PHE:HB2	2.06	0.55
2:B:4:HIS:O	2:B:7:LYS:N	2.39	0.55
2:B:2066:LEU:HD22	2:B:2118:ASP:HB3	1.88	0.55
3:C:217:PHE:HE2	3:C:268:ILE:HD12	1.71	0.55
3:C:2184:ILE:HD11	3:C:2237:ILE:HD13	1.89	0.55
3:C:2361:VAL:HG11	3:C:3113:PRO:HG2	1.88	0.55
4:D:372:VAL:HG13	4:D:414:PHE:CZ	2.41	0.55
5:E:50:LEU:HD21	12:L:23:PHE:HB3	1.87	0.55
8:H:45:ILE:HD13	8:H:86:ILE:HG23	1.89	0.55
14:N:75:GLN:HG2	15:O:94:GLY:H	1.70	0.55
1:A:594:PRO:O	1:A:596:LEU:CD1	2.54	0.55
1:A:704:ARG:HH12	4:D:456:LEU:HA	1.47	0.55
1:A:1051:GLN:NE2	1:A:1096:TYR:CE2	2.74	0.55
1:A:1176:GLU:OE1	1:A:1176:GLU:HA	2.07	0.55
1:A:3442:LYS:CG	1:A:3485:THR:CG2	2.84	0.55
2:B:436:PHE:HB2	2:B:463:PHE:CE2	2.41	0.55
2:B:514:TYR:HE2	2:B:523:LEU:HD12	1.71	0.55
2:B:669:ILE:HD12	2:B:719:VAL:CA	2.36	0.55
2:B:997:TRP:HA	2:B:997:TRP:HE3	1.72	0.55
2:B:1058:LYS:HB2	2:B:1166:GLU:HG2	1.89	0.55
3:C:60:LEU:HD23	3:C:69:TRP:CE3	2.41	0.55
3:C:85:HIS:CD2	3:C:85:HIS:N	2.73	0.55
3:C:972:LEU:HD11	3:C:1017:MET:HE3	1.88	0.55
3:C:2927:ASP:OD2	3:C:2974:ILE:HD13	2.06	0.55
4:D:517:ILE:CD1	4:D:550:TRP:HZ2	2.17	0.55
1:A:717:LEU:O	1:A:717:LEU:HD23	2.07	0.55
1:A:2935:LEU:HD12	1:A:2938:ILE:HD11	1.89	0.55
1:A:3191:LYS:HB2	1:A:3191:LYS:HZ2	1.71	0.55
1:A:3236:ILE:CA	1:A:3333:LEU:HD23	2.36	0.55
2:B:60:ASN:HA	2:B:81:ILE:HA	0.80	0.55
2:B:984:ASN:O	2:B:987:ARG:HG2	2.07	0.55

Continued on next page...

Continued from previous page...

Atom-1	Atom-2	Interatomic distance (Å)	Clash overlap (Å)
2:B:3109:LYS:O	2:B:3113:GLU:HG3	2.06	0.55
2:B:3242:MET:HG3	2:B:3336:LEU:HD11	1.88	0.55
3:C:163:GLY:CA	3:C:174:PHE:HD2	2.18	0.55
3:C:180:LEU:HD23	3:C:187:TRP:CH2	2.41	0.55
3:C:227:SER:HB3	3:C:250:LYS:H	1.71	0.55
3:C:801:LEU:CB	3:C:824:MET:HE1	2.37	0.55
3:C:2796:PRO:CD	3:C:2796:PRO:O	2.54	0.55
4:D:240:SER:CB	7:G:140:ASP:OD2	2.55	0.55
4:D:297:LYS:HZ3	4:D:328:LEU:HD13	1.71	0.55
5:E:48:ILE:CB	12:L:88:PHE:HE2	2.17	0.55
8:H:10:VAL:HG11	8:H:80:TYR:OH	2.05	0.55
11:K:46:ILE:HD11	11:K:87:ILE:HD13	1.87	0.55
15:O:91:LYS:HB2	15:O:91:LYS:HZ3	1.70	0.55
1:A:683:LYS:HE2	1:A:738:GLU:HG2	1.87	0.55
1:A:739:ARG:HH11	1:A:743:LYS:HZ1	1.54	0.55
1:A:1126:VAL:CG1	1:A:1131:SER:C	2.62	0.55
1:A:1444:GLN:CB	1:A:1559:LYS:O	2.45	0.55
2:B:489:PHE:HE1	2:B:493:ARG:HD3	1.69	0.55
2:B:857:LYS:HB3	3:C:170:GLN:H	0.49	0.55
2:B:1492:LYS:HZ1	2:B:3606:GLN:CD	2.02	0.55
2:B:2543:GLY:CA	19:B:5405:ADP:PA	2.92	0.55
2:B:3118:TYR:CD2	2:B:3455:SER:CB	2.87	0.55
3:C:24:HIS:CD2	3:C:325:SER:CB	2.89	0.55
3:C:146:ARG:HA	3:C:165:GLY:HA3	1.87	0.55
3:C:2585:PHE:CB	3:C:2932:SER:CB	2.74	0.55
3:C:2593:ARG:NH2	3:C:2597:GLU:HB2	2.21	0.55
4:D:603:LEU:HD22	4:D:611:VAL:HG12	1.87	0.55
7:G:119:PRO:CG	9:I:12:ILE:HD13	2.35	0.55
1:A:800:ASP:HB2	5:E:147:SER:C	2.27	0.55
1:A:1426:GLN:O	1:A:1430:ARG:HG3	2.07	0.55
1:A:3269:LEU:HD22	17:Q:33:PHE:C	2.26	0.55
1:A:3317:PHE:CD1	1:A:3333:LEU:CD2	2.88	0.55
2:B:854:ASN:HD21	3:C:167:ILE:CD1	2.16	0.55
2:B:946:ARG:NH2	2:B:958:GLU:OE2	2.40	0.55
2:B:3242:MET:HA	2:B:3245:LEU:CD1	2.36	0.55
2:B:3251:GLY:HA3	2:B:3329:GLN:CD	2.26	0.55
3:C:2639:ASP:CB	3:C:2643:GLU:CD	2.68	0.55
3:C:2800:PRO:HB3	3:C:2818:VAL:HG23	1.88	0.55
4:D:529:ASP:CG	4:D:532:TYR:HD2	2.09	0.55
4:D:536:ILE:HG22	4:D:537:ILE:HG13	1.89	0.55
5:E:43:ARG:HB3	5:E:45:PRO:HD2	1.88	0.55

Continued on next page...

Continued from previous page...

Atom-1	Atom-2	Interatomic distance (Å)	Clash overlap (Å)
5:E:80:TRP:CE3	5:E:81:PRO:CD	2.89	0.55
5:E:273:SER:O	5:E:273:SER:OG	2.23	0.55
6:F:56:TRP:CE3	6:F:74:ILE:CD1	2.80	0.55
8:H:59:CYS:O	9:I:85:TYR:HA	2.06	0.55
14:N:75:GLN:CB	15:O:93:GLN:CG	2.53	0.55
16:P:82:PHE:C	16:P:84:ALA:H	2.10	0.55
1:A:15:THR:N	2:B:19:SER:O	2.40	0.55
1:A:598:ARG:CA	4:D:460:LEU:HD13	2.37	0.55
1:A:666:SER:CB	1:A:695:LEU:CD1	2.84	0.55
1:A:1031:ILE:CG2	1:A:1034:SER:HG	2.18	0.55
1:A:1535:PRO:CB	2:B:3861:ASN:HD21	2.19	0.55
1:A:2220:ASN:HD22	1:A:2220:ASN:N	2.04	0.55
2:B:669:ILE:HG21	2:B:719:VAL:CG1	2.31	0.55
2:B:798:ASN:HB2	2:B:874:ALA:HB1	1.79	0.55
4:D:91:TYR:CE2	13:M:80:LEU:CD1	2.90	0.55
5:E:48:ILE:CG1	12:L:88:PHE:HZ	2.04	0.55
5:E:59:HIS:HB2	10:J:90:HIS:NE2	2.22	0.55
8:H:65:PHE:HB3	9:I:80:GLY:HA3	1.83	0.55
9:I:85:TYR:CZ	9:I:106:LEU:HD22	2.41	0.55
15:O:76:VAL:HG12	15:O:81:ILE:HD11	1.88	0.55
1:A:1016:PHE:CE2	1:A:1069:TYR:HB2	2.42	0.55
1:A:1088:TRP:CZ2	1:A:1092:TRP:HZ2	2.25	0.55
1:A:1143:ARG:HD3	13:M:67:HIS:NE2	2.21	0.55
1:A:1446:GLN:O	1:A:1461:GLY:HA2	2.06	0.55
1:A:3237:MET:SD	1:A:3332:ILE:HG21	2.46	0.55
1:A:3260:LYS:HZ2	1:A:3315:ASP:HB3	1.67	0.55
2:B:14:ILE:HA	2:B:23:GLY:N	2.22	0.55
2:B:555:LEU:HG	2:B:629:ILE:HD12	1.88	0.55
2:B:718:ILE:CD1	2:B:773:VAL:CG1	2.84	0.55
2:B:941:ALA:H	3:C:283:THR:HG23	1.71	0.55
2:B:953:GLY:HA2	3:C:282:ARG:NH1	2.22	0.55
2:B:953:GLY:CA	3:C:222:PHE:HA	2.35	0.55
2:B:1511:VAL:C	2:B:1570:VAL:CG2	2.74	0.55
2:B:3114:LEU:CD2	2:B:3460:TYR:CE2	2.89	0.55
2:B:3445:LYS:HG3	2:B:3487:PRO:CB	2.37	0.55
2:B:3454:ALA:CB	2:B:3497:ILE:HG21	2.37	0.55
3:C:53:PRO:HD2	3:C:81:PRO:HB3	1.89	0.55
3:C:53:PRO:CD	3:C:81:PRO:CB	2.85	0.55
3:C:2581:LEU:HD13	3:C:2937:TYR:OH	2.07	0.55
3:C:2736:GLU:HG2	3:C:2748:ASP:HB2	1.89	0.55
4:D:584:ILE:HG21	4:D:614:VAL:HG23	1.86	0.55

Continued on next page...

Continued from previous page...

Atom-1	Atom-2	Interatomic distance (Å)	Clash overlap (Å)
7:G:119:PRO:HG2	9:I:12:ILE:CD1	2.37	0.55
9:I:19:MET:HB3	9:I:22:LYS:HE3	1.88	0.55
9:I:24:ILE:CG2	9:I:98:PHE:O	2.55	0.55
10:J:77:HIS:NE2	11:K:92:LYS:HG2	2.16	0.55
1:A:617:ILE:HB	1:A:644:LEU:HD21	1.87	0.55
1:A:1121:LYS:CD	1:A:1138:THR:CG2	2.76	0.55
1:A:1161:SER:HB3	11:K:16:SER:HA	1.88	0.55
1:A:3273:TYR:CD1	1:A:3276:SER:HB3	2.41	0.55
2:B:411:ALA:HA	2:B:414:VAL:CG2	2.36	0.55
2:B:436:PHE:CD1	2:B:499:LEU:CD2	2.51	0.55
2:B:508:THR:HG22	2:B:539:GLU:CD	2.28	0.55
2:B:954:ASP:CG	3:C:220:TRP:HE1	2.10	0.55
2:B:1237:ARG:HD3	2:B:1260:ALA:N	2.22	0.55
2:B:2971:ILE:HG23	2:B:2974:LEU:HB2	1.89	0.55
2:B:3139:GLY:CA	2:B:3695:LEU:CD2	2.84	0.55
4:D:92:TYR:CB	13:M:29:LYS:HB3	2.37	0.55
4:D:292:GLU:H	4:D:292:GLU:CD	2.04	0.55
8:H:68:PHE:CE2	9:I:61:LYS:HA	2.42	0.55
9:I:30:MET:HB3	9:I:35:LEU:HD21	1.87	0.55
12:L:92:VAL:O	12:L:92:VAL:HG12	2.07	0.55
14:N:89:GLN:NE2	14:N:116:ALA:N	2.51	0.55
1:A:909:MET:CE	1:A:955:ILE:CD1	2.70	0.55
1:A:2839:LEU:CD1	19:A:4703:ADP:C4	2.90	0.55
1:A:3128:THR:HG22	1:A:3422:LEU:HD13	1.88	0.55
1:A:3298:ILE:HG22	1:A:3300:GLU:HG3	1.89	0.55
2:B:532:THR:HG23	2:B:535:ILE:HB	1.88	0.55
2:B:669:ILE:H	2:B:723:ASN:ND2	2.05	0.55
2:B:913:PHE:CE2	2:B:1078:ILE:HD13	2.34	0.55
2:B:1139:LEU:HD23	2:B:1198:ILE:CG1	2.36	0.55
2:B:2409:LEU:HD21	2:B:2436:PHE:HA	1.88	0.55
2:B:3239:VAL:HB	2:B:3284:MET:CE	2.37	0.55
2:B:3321:PHE:CD2	2:B:3321:PHE:O	2.60	0.55
5:E:82:GLY:CA	8:H:12:LYS:NZ	2.51	0.55
8:H:32:ILE:CD1	8:H:81:VAL:HG11	2.36	0.55
8:H:60:ILE:HG23	9:I:85:TYR:HB3	1.87	0.55
10:J:44:THR:HG22	10:J:64:LEU:HD22	1.89	0.55
10:J:86:CYS:SG	11:K:61:VAL:HA	2.46	0.55
1:A:729:GLU:CA	4:D:391:ARG:HH12	2.20	0.54
1:A:1136:MET:CE	1:A:1136:MET:CA	2.85	0.54
1:A:1190:LEU:HD23	1:A:1190:LEU:O	2.07	0.54
2:B:500:GLU:HB3	2:B:535:ILE:HG21	1.90	0.54

Continued on next page...

Continued from previous page...

Atom-1	Atom-2	Interatomic distance (Å)	Clash overlap (Å)
2:B:674:ASP:OD1	2:B:675:PRO:CD	2.55	0.54
2:B:904:LEU:HB2	2:B:1078:ILE:HG23	1.89	0.54
2:B:1106:PHE:CE1	2:B:1160:ILE:HD11	2.40	0.54
2:B:1119:LYS:HA	2:B:1122:ASP:OD2	2.07	0.54
2:B:1123:GLY:HA2	2:B:1197:PHE:HE1	1.68	0.54
3:C:24:HIS:HE1	3:C:339:GLY:O	1.90	0.54
3:C:352:LEU:HD22	3:C:352:LEU:C	2.28	0.54
3:C:1728:LEU:HD12	3:C:1728:LEU:O	2.06	0.54
3:C:2217:ASN:HD22	3:C:2247:THR:HG23	1.72	0.54
3:C:2717:ALA:C	3:C:2720:PRO:HD2	2.27	0.54
4:D:91:TYR:HB2	13:M:28:VAL:HG13	1.88	0.54
4:D:288:ARG:HH12	4:D:585:VAL:HG11	1.69	0.54
4:D:414:PHE:CD2	4:D:426:TRP:HD1	2.03	0.54
4:D:569:TYR:CE1	4:D:578:LYS:HG2	2.28	0.54
7:G:119:PRO:CG	9:I:12:ILE:HD12	2.33	0.54
1:A:599:ASN:ND2	4:D:398:PRO:CG	2.66	0.54
1:A:729:GLU:HG2	4:D:391:ARG:NH1	2.22	0.54
1:A:847:PHE:CZ	1:A:851:LYS:HE3	2.43	0.54
1:A:854:GLU:CD	5:E:202:LEU:O	2.45	0.54
1:A:857:ARG:CZ	5:E:207:SER:N	2.70	0.54
1:A:3533:PRO:HD3	1:A:3648:THR:HG22	1.89	0.54
2:B:87:LYS:N	2:B:104:VAL:O	2.39	0.54
2:B:3178:VAL:CB	2:B:3395:LEU:HD21	2.33	0.54
3:C:2807:SER:OG	3:C:2810:ALA:HB3	2.05	0.54
4:D:180:ILE:CG2	10:J:75:TYR:CE1	2.88	0.54
15:O:31:PRO:CB	15:O:109:ASN:HD21	2.20	0.54
15:O:45:ARG:HG3	15:O:63:LEU:HD12	1.88	0.54
1:A:97:ARG:O	1:A:122:GLU:N	2.40	0.54
1:A:550:HIS:CB	4:D:655:LEU:N	2.71	0.54
1:A:614:PHE:CE1	1:A:644:LEU:CD2	2.83	0.54
1:A:802:ILE:HA	1:A:806:ILE:CG2	2.37	0.54
1:A:1048:TYR:HE1	1:A:1100:LEU:CB	2.20	0.54
1:A:1234:GLY:C	1:A:1252:PHE:CA	2.70	0.54
1:A:1440:TRP:HH2	1:A:1471:LEU:HG	1.73	0.54
1:A:1525:PHE:CD1	1:A:1541:PHE:CD2	2.96	0.54
1:A:3046:PHE:CG	1:A:3100:LYS:NZ	2.74	0.54
1:A:3220:ILE:HG23	1:A:3286:PHE:CE2	2.43	0.54
1:A:3290:LEU:CD2	1:A:3335:TRP:CE2	2.59	0.54
2:B:228:LEU:CB	2:B:291:TYR:O	2.55	0.54
2:B:814:TYR:O	2:B:818:LEU:HB2	2.05	0.54
2:B:886:ILE:HD11	2:B:976:LEU:CD2	2.37	0.54

Continued on next page...

Continued from previous page...

Atom-1	Atom-2	Interatomic distance (Å)	Clash overlap (Å)
2:B:1539:ARG:HA	2:B:1546:THR:HG21	1.89	0.54
2:B:3243:LYS:CE	2:B:3285:ASN:O	2.56	0.54
3:C:113:ILE:CD1	3:C:185:PHE:CE1	2.89	0.54
3:C:2581:LEU:CG	3:C:2936:SER:CB	2.86	0.54
3:C:2687:ALA:CB	3:C:2830:VAL:HG21	2.37	0.54
4:D:174:GLN:NE2	12:L:51:LYS:N	2.43	0.54
4:D:417:ILE:HG23	4:D:417:ILE:O	2.07	0.54
5:E:259:ASN:ND2	5:E:298:ALA:O	2.41	0.54
5:E:425:PHE:HE2	5:E:427:LEU:HD11	1.72	0.54
5:E:471:ASN:H	5:E:474:LYS:HE2	1.71	0.54
6:F:84:SER:HB2	6:F:102:LEU:HB3	1.87	0.54
10:J:79:PHE:HE2	11:K:88:LEU:HD23	1.72	0.54
1:A:3270:LYS:HD2	17:Q:59:SER:N	2.20	0.54
2:B:225:PRO:CA	2:B:298:LEU:CB	2.86	0.54
2:B:718:ILE:CD1	2:B:770:LYS:HA	2.35	0.54
2:B:725:ILE:HD12	2:B:780:VAL:CG2	2.38	0.54
2:B:1467:PHE:CE1	2:B:1569:VAL:CG1	2.90	0.54
2:B:2333:PRO:CA	20:B:5403:ATP:C2	2.91	0.54
4:D:509:ASN:HD22	4:D:644:ILE:HD13	1.73	0.54
10:J:19:LYS:CE	15:O:19:LEU:HD11	2.38	0.54
10:J:29:PRO:HB3	15:O:106:GLN:NE2	2.22	0.54
10:J:78:VAL:HG22	10:J:107:MET:HB3	1.90	0.54
1:A:306:LYS:O	1:A:310:ALA:CB	2.55	0.54
1:A:1126:VAL:HG11	1:A:1201:TYR:CE1	2.42	0.54
1:A:1205:GLN:HA	1:A:1208:TYR:HB2	1.90	0.54
2:B:902:ILE:HG23	2:B:915:PRO:HG3	1.90	0.54
2:B:2411:ALA:HB3	2:B:2526:ILE:HG23	1.89	0.54
2:B:2863:VAL:HG23	19:B:5406:ADP:N1	2.23	0.54
2:B:3118:TYR:CE2	2:B:3452:LEU:N	2.60	0.54
4:D:537:ILE:HD11	4:D:647:TYR:CE2	2.43	0.54
4:D:620:LEU:O	4:D:620:LEU:CD1	2.48	0.54
5:E:20:PHE:HE2	15:O:80:LYS:HD2	1.69	0.54
5:E:116:VAL:CG1	6:F:99:ALA:HB2	2.37	0.54
5:E:310:LEU:HD12	5:E:358:ARG:NH1	2.21	0.54
5:E:392:LYS:HD2	5:E:394:TRP:CZ2	2.42	0.54
10:J:26:VAL:HG23	10:J:98:PHE:N	2.20	0.54
15:O:24:TYR:HD1	15:O:26:LYS:HE2	1.73	0.54
1:A:675:ILE:HA	1:A:687:ASN:HB2	1.89	0.54
1:A:714:ARG:O	1:A:718:LEU:HG	2.07	0.54
1:A:729:GLU:HG2	4:D:391:ARG:HH12	1.72	0.54
1:A:868:LEU:N	1:A:868:LEU:CD1	2.70	0.54

Continued on next page...

Continued from previous page...

Atom-1	Atom-2	Interatomic distance (Å)	Clash overlap (Å)
1:A:3232:ILE:CD1	1:A:3316:TRP:CE3	2.76	0.54
2:B:609:LEU:N	2:B:609:LEU:HD22	2.22	0.54
2:B:911:ILE:HD12	2:B:991:ASP:OD2	2.08	0.54
2:B:2960:ILE:HB	2:B:2961:PRO:HD3	1.90	0.54
2:B:3499:THR:HG21	2:B:3507:TRP:CH2	2.42	0.54
3:C:2739:GLU:N	3:C:2746:PRO:HB3	2.08	0.54
4:D:248:MET:HG3	7:G:145:LEU:HD22	1.88	0.54
5:E:153:PHE:HB3	5:E:200:TRP:CE2	2.42	0.54
5:E:378:GLN:OE1	5:E:378:GLN:HA	2.08	0.54
6:F:73:ASP:OD1	7:G:131:LYS:HB2	2.08	0.54
8:H:66:GLY:CA	9:I:79:ILE:O	2.55	0.54
12:L:72:GLY:O	12:L:109:LYS:HE3	2.08	0.54
16:P:15:SER:C	16:P:16:GLU:C	2.66	0.54
1:A:686:VAL:HG23	1:A:734:LEU:HD12	1.88	0.54
1:A:704:ARG:NE	4:D:457:ALA:CB	2.68	0.54
1:A:1396:PRO:HA	1:A:1400:TYR:CA	2.37	0.54
1:A:1416:ILE:O	1:A:1420:THR:CG2	2.55	0.54
1:A:1450:TRP:CH2	1:A:1519:THR:HG23	2.42	0.54
1:A:3247:ARG:CA	17:Q:105:ASN:O	2.56	0.54
1:A:3249:ILE:HD13	17:Q:106:PHE:CE2	2.42	0.54
1:A:3270:LYS:HA	17:Q:61:SER:CB	2.24	0.54
2:B:641:ILE:HG12	2:B:645:GLU:OE2	2.06	0.54
2:B:790:ILE:HD13	2:B:863:VAL:HG13	1.90	0.54
2:B:960:ARG:CD	3:C:287:PHE:CZ	2.78	0.54
2:B:1455:VAL:CG1	2:B:1456:PHE:H	2.18	0.54
2:B:1511:VAL:C	2:B:1570:VAL:HG22	2.27	0.54
2:B:3239:VAL:HG11	2:B:3291:ILE:CD1	2.37	0.54
4:D:107:VAL:HG22	15:O:97:ILE:O	1.99	0.54
4:D:208:TYR:N	9:I:24:ILE:CD1	2.66	0.54
5:E:146:SER:H	5:E:491:CYS:HB2	1.73	0.54
6:F:26:PHE:CD1	6:F:49:ALA:HA	2.42	0.54
6:F:55:LEU:HB2	7:G:113:VAL:HG21	1.89	0.54
6:F:91:GLN:CD	6:F:96:THR:CG2	2.74	0.54
12:L:59:LYS:HB2	12:L:59:LYS:HZ2	1.71	0.54
16:P:16:GLU:CB	16:P:74:LEU:CA	2.82	0.54
2:B:956:LEU:HA	2:B:959:ILE:CG1	2.38	0.54
2:B:984:ASN:HA	2:B:987:ARG:CD	2.37	0.54
2:B:1474:MET:SD	2:B:1515:VAL:HG21	2.48	0.54
2:B:2544:LYS:N	19:B:5405:ADP:PA	2.78	0.54
2:B:3085:VAL:HG21	2:B:3456:ALA:HB1	1.89	0.54
2:B:3314:ILE:CG1	2:B:3321:PHE:CE2	2.68	0.54

Continued on next page...

Continued from previous page...

Atom-1	Atom-2	Interatomic distance (Å)	Clash overlap (Å)
2:B:3399:GLU:O	2:B:3403:MET:HG2	2.07	0.54
2:B:4311:SER:HA	2:B:4391:ILE:HG21	1.90	0.54
3:C:9:GLN:OE1	3:C:350:TRP:CZ2	2.61	0.54
3:C:2585:PHE:HA	3:C:2932:SER:HB3	1.88	0.54
4:D:351:MET:CE	4:D:351:MET:CA	2.86	0.54
5:E:59:HIS:CE1	10:J:31:GLU:OE1	2.60	0.54
5:E:110:LYS:HG2	6:F:10:GLN:CG	2.38	0.54
8:H:66:GLY:O	9:I:79:ILE:N	2.35	0.54
9:I:96:PHE:HE1	9:I:98:PHE:CD2	2.26	0.54
1:A:761:LEU:CD2	1:A:874:HIS:CE1	2.76	0.54
1:A:937:LEU:CD1	1:A:1081:ILE:CG1	2.84	0.54
1:A:989:ILE:HG23	1:A:995:ILE:HG21	1.90	0.54
1:A:4505:THR:HG22	1:A:4558:VAL:HG12	1.90	0.54
2:B:638:ASP:O	2:B:642:LEU:HB2	2.07	0.54
2:B:952:PRO:CD	3:C:223:THR:CB	2.62	0.54
2:B:954:ASP:N	3:C:282:ARG:CZ	2.71	0.54
2:B:3122:LEU:HD11	2:B:3448:ILE:HG12	1.89	0.54
3:C:25:THR:HG22	3:C:85:HIS:CE1	2.42	0.54
3:C:2708:GLN:CD	3:C:2813:ILE:HG13	2.27	0.54
3:C:2917:LEU:HA	3:C:2920:GLN:HB2	1.90	0.54
5:E:58:GLU:HA	10:J:89:VAL:HA	1.89	0.54
5:E:70:ASP:OD1	8:H:70:THR:CB	2.52	0.54
1:A:891:PHE:HD1	1:A:972:TRP:CD2	2.25	0.54
1:A:1060:GLU:O	1:A:1063:GLU:HB3	2.08	0.54
1:A:3446:ASN:CG	1:A:3488:LEU:HD22	2.24	0.54
1:A:3914:ASN:O	1:A:3950:ARG:NH1	2.40	0.54
2:B:260:LEU:HA	2:B:264:LYS:N	2.23	0.54
2:B:725:ILE:HD11	2:B:777:PHE:CA	2.07	0.54
2:B:900:PHE:HZ	2:B:933:TRP:CZ2	2.26	0.54
2:B:984:ASN:HA	2:B:987:ARG:HD3	1.90	0.54
2:B:1057:LEU:HD11	2:B:1098:TYR:CE2	2.43	0.54
2:B:1378:LEU:CB	2:B:1424:GLU:CG	2.85	0.54
2:B:3139:GLY:CA	2:B:3695:LEU:HD21	2.38	0.54
2:B:3878:ILE:HG12	2:B:3887:ALA:HB2	1.90	0.54
3:C:10:LEU:HD21	3:C:65:ASN:O	1.95	0.54
3:C:10:LEU:HD21	3:C:66:ASN:CA	2.37	0.54
3:C:2701:ILE:HG13	3:C:2704:LYS:HB2	1.90	0.54
10:J:99:TYR:CE1	10:J:104:ALA:HB2	2.43	0.54
11:K:5:ALA:HB2	11:K:81:TYR:HB2	1.89	0.54
12:L:98:LEU:HB2	12:L:101:SER:HB2	1.90	0.54
14:N:117:VAL:O	14:N:117:VAL:HG12	2.08	0.54

Continued on next page...

Continued from previous page...

Atom-1	Atom-2	Interatomic distance (Å)	Clash overlap (Å)
1:A:53:ILE:C	1:A:54:PHE:CA	2.77	0.53
1:A:1013:VAL:HG13	1:A:1076:LEU:CD2	2.38	0.53
1:A:1146:GLN:NE2	13:M:10:THR:H	2.05	0.53
1:A:1417:GLU:HG2	1:A:1421:GLU:HG2	1.85	0.53
1:A:3345:LYS:CA	1:A:3345:LYS:CE	2.85	0.53
2:B:58:SER:O	2:B:68:SER:O	0.58	0.53
2:B:721:ASN:ND2	2:B:773:VAL:HG12	2.24	0.53
2:B:904:LEU:HD23	2:B:1080:LEU:HG	1.89	0.53
2:B:3220:ALA:HB3	2:B:3353:VAL:HG23	1.89	0.53
3:C:110:ASP:HB2	3:C:128:ILE:HG12	1.89	0.53
3:C:2007:LEU:HD11	3:C:2128:MET:HE3	1.90	0.53
3:C:2892:ARG:CB	3:C:3184:LEU:HB3	2.38	0.53
4:D:180:ILE:HG21	10:J:75:TYR:CZ	2.43	0.53
5:E:35:VAL:O	14:N:78:HIS:CE1	2.61	0.53
5:E:203:LEU:O	5:E:203:LEU:HD23	2.08	0.53
5:E:308:GLU:OE2	5:E:361:LEU:CD2	2.56	0.53
5:E:342:ILE:HB	5:E:359:TYR:HB2	1.89	0.53
14:N:82:SER:OG	15:O:57:ASN:OD1	2.26	0.53
1:A:752:LEU:HD21	1:A:795:ILE:HG12	1.90	0.53
1:A:935:VAL:CG1	1:A:1017:LEU:HD22	2.38	0.53
1:A:3446:ASN:CG	1:A:3488:LEU:CD2	2.77	0.53
2:B:583:PRO:HG2	2:B:683:GLU:HA	1.88	0.53
2:B:762:ILE:O	2:B:766:ILE:HB	2.07	0.53
2:B:3850:LEU:O	2:B:3931:ARG:NH2	2.42	0.53
3:C:34:ILE:CG2	3:C:57:VAL:CG1	2.86	0.53
3:C:127:GLN:OE1	3:C:127:GLN:HA	2.07	0.53
3:C:2793:LEU:O	3:C:2796:PRO:O	2.25	0.53
4:D:174:GLN:HB3	13:M:62:GLY:HA3	1.79	0.53
4:D:265:ARG:HD3	5:E:125:GLN:HA	1.89	0.53
5:E:26:ARG:NH2	5:E:26:ARG:HB2	2.23	0.53
5:E:42:GLN:NE2	12:L:91:ASN:ND2	2.50	0.53
5:E:56:LEU:HD23	10:J:91:ASN:CA	2.35	0.53
5:E:162:ARG:HA	5:E:183:ILE:HD11	1.90	0.53
8:H:62:GLY:CA	9:I:82:GLY:O	2.56	0.53
10:J:82:LYS:HG3	11:K:65:HIS:NE2	2.23	0.53
12:L:17:PRO:HG2	12:L:35:ILE:HG22	1.90	0.53
12:L:69:ILE:HG22	12:L:69:ILE:O	2.07	0.53
1:A:1634:ILE:HD13	1:A:1656:ILE:HG22	1.88	0.53
1:A:2061:THR:HG22	1:A:2073:LEU:HD22	1.90	0.53
1:A:2498:ALA:HA	19:A:4701:ADP:O2A	2.07	0.53
2:B:530:LEU:HD12	2:B:530:LEU:O	2.07	0.53

Continued on next page...

Continued from previous page...

Atom-1	Atom-2	Interatomic distance (Å)	Clash overlap (Å)
2:B:2742:ARG:HG3	19:B:5405:ADP:O3'	2.08	0.53
2:B:3810:GLN:O	2:B:3814:ARG:HD3	2.09	0.53
3:C:10:LEU:HD11	3:C:67:CYS:CB	2.39	0.53
3:C:25:THR:CG2	3:C:87:SER:HB2	2.36	0.53
3:C:214:LEU:HD13	3:C:214:LEU:N	2.23	0.53
3:C:1726:TYR:CE2	3:C:1728:LEU:HD21	2.44	0.53
4:D:617:SER:OG	4:D:618:PRO:CD	2.52	0.53
5:E:20:PHE:HE1	14:N:89:GLN:HA	1.67	0.53
5:E:113:LYS:HE2	6:F:13:GLN:HB2	1.91	0.53
8:H:60:ILE:CA	9:I:85:TYR:HB3	2.38	0.53
10:J:36:ILE:HG23	10:J:72:PHE:CE1	2.44	0.53
1:A:3230:LEU:N	1:A:3233:ILE:HG22	2.23	0.53
1:A:3304:GLU:CB	17:Q:77:LEU:CA	2.86	0.53
2:B:436:PHE:CD2	2:B:463:PHE:CG	2.96	0.53
2:B:791:HIS:NE2	2:B:866:ILE:CD1	2.71	0.53
2:B:1437:GLU:CG	2:B:1493:TYR:CB	2.77	0.53
3:C:1060:LEU:HD21	3:C:1148:LEU:HD13	1.90	0.53
5:E:50:LEU:HD21	12:L:23:PHE:HB2	1.86	0.53
5:E:384:LEU:HD12	5:E:384:LEU:C	2.27	0.53
14:N:68:CYS:HA	15:O:101:CYS:HA	1.90	0.53
14:N:85:ILE:HG21	14:N:98:ILE:CG1	2.38	0.53
1:A:1263:TYR:HE2	1:A:1280:TYR:C	2.12	0.53
1:A:3121:LEU:HD21	1:A:3429:TRP:HB3	0.57	0.53
1:A:3250:PRO:CD	17:Q:106:PHE:HD2	2.19	0.53
1:A:3306:LEU:HD11	1:A:3310:LEU:CD2	2.39	0.53
2:B:1531:ILE:HD11	2:B:1618:LEU:HD22	1.89	0.53
2:B:3262:LEU:C	2:B:3297:PHE:CZ	2.81	0.53
2:B:3303:GLU:OE1	2:B:3306:ILE:HD12	2.08	0.53
3:C:43:LYS:HG2	3:C:51:ILE:HD12	1.91	0.53
3:C:2013:GLY:C	19:C:4305:ADP:O1A	2.46	0.53
3:C:3927:VAL:HG21	3:C:4031:ALA:HB2	1.90	0.53
4:D:70:MET:CE	5:E:13:GLU:CG	2.85	0.53
4:D:288:ARG:HB2	4:D:612:THR:HG22	1.91	0.53
4:D:401:GLN:HB3	4:D:417:ILE:HG21	1.90	0.53
5:E:48:ILE:HB	12:L:93:LEU:HD23	1.90	0.53
5:E:77:GLU:OE1	5:E:86:PRO:HB2	2.08	0.53
6:F:81:THR:C	7:G:124:VAL:CG2	2.77	0.53
12:L:58:VAL:HG21	13:M:64:HIS:CE1	2.44	0.53
13:M:21:LYS:HB3	13:M:21:LYS:NZ	2.23	0.53
15:O:45:ARG:HB2	15:O:63:LEU:HD11	1.90	0.53
1:A:732:TYR:CE1	4:D:391:ARG:CB	2.67	0.53

Continued on next page...

Continued from previous page...

Atom-1	Atom-2	Interatomic distance (Å)	Clash overlap (Å)
1:A:948:LEU:HB2	1:A:1010:LYS:CD	2.39	0.53
1:A:1034:SER:HB3	1:A:1092:TRP:HZ3	1.74	0.53
1:A:3550:ILE:HG12	1:A:3554:CYS:HB2	1.91	0.53
1:A:4046:CYS:SG	1:A:4074:ILE:HG23	2.49	0.53
2:B:1081:GLN:HA	2:B:1081:GLN:NE2	2.24	0.53
3:C:289:ASP:OD2	3:C:317:LYS:HB2	2.09	0.53
3:C:1559:LEU:CD2	3:C:1607:LEU:HD21	2.38	0.53
4:D:201:GLN:NE2	9:I:102:ASN:CA	2.70	0.53
4:D:260:LYS:CB	4:D:287:TRP:CZ2	2.91	0.53
4:D:536:ILE:HD13	4:D:648:GLU:HG3	1.89	0.53
4:D:537:ILE:CD1	4:D:647:TYR:OH	2.56	0.53
5:E:57:SER:OG	10:J:90:HIS:CE1	2.62	0.53
6:F:74:ILE:CD1	6:F:77:ILE:HD11	2.28	0.53
1:A:607:ILE:HG13	1:A:654:TRP:HE1	1.73	0.53
1:A:791:LEU:HG	1:A:795:ILE:CD1	2.39	0.53
1:A:1263:TYR:HE2	1:A:1280:TYR:CA	2.21	0.53
2:B:651:SER:OG	2:B:680:LEU:CD2	2.52	0.53
2:B:798:ASN:CB	2:B:874:ALA:HA	2.39	0.53
3:C:1880:VAL:HA	3:C:1883:ILE:HD12	1.90	0.53
3:C:3064:ILE:HG13	3:C:3115:ILE:HD12	1.90	0.53
4:D:528:TRP:NE1	4:D:535:GLN:N	2.56	0.53
4:D:569:TYR:CE2	4:D:578:LYS:HG3	2.40	0.53
5:E:59:HIS:CD2	10:J:31:GLU:OE1	2.61	0.53
5:E:492:ASP:CA	5:E:495:TYR:CZ	2.80	0.53
15:O:65:LEU:HD12	15:O:65:LEU:O	2.09	0.53
1:A:869:TYR:O	1:A:871:LEU:HD12	2.08	0.53
1:A:2746:VAL:HG12	1:A:3026:TRP:CD2	2.44	0.53
1:A:3215:ILE:HG21	1:A:3219:ASP:CG	2.19	0.53
2:B:468:GLN:HA	2:B:471:THR:HB	1.91	0.53
2:B:1001:GLU:O	2:B:1094:TRP:CZ2	2.62	0.53
4:D:573:VAL:O	4:D:574:ASP:OD1	2.27	0.53
6:F:35:ARG:NH2	6:F:41:SER:CB	2.71	0.53
6:F:50:ALA:HB1	8:H:83:GLN:CB	2.39	0.53
9:I:11:ASP:H	9:I:14:GLU:HB2	1.73	0.53
11:K:25:ALA:HB1	11:K:80:PHE:HE2	1.73	0.53
15:O:64:VAL:HG22	15:O:85:VAL:HB	1.90	0.53
1:A:573:LEU:HD22	1:A:633:GLU:HG2	1.90	0.53
1:A:1511:TRP:CB	1:A:1574:LEU:HD11	2.38	0.53
1:A:2877:THR:HG21	1:A:2923:LEU:HD13	1.91	0.53
2:B:459:ILE:HD11	2:B:502:ARG:HB3	1.90	0.53
2:B:2023:ARG:NH2	2:B:4194:MET:SD	2.82	0.53

Continued on next page...

Continued from previous page...

Atom-1	Atom-2	Interatomic distance (Å)	Clash overlap (Å)
3:C:702:PHE:O	3:C:706:LYS:CB	2.56	0.53
3:C:2055:ILE:HG22	3:C:2059:LEU:CD1	2.39	0.53
4:D:68:GLU:HG2	5:E:12:LYS:CA	2.34	0.53
4:D:252:VAL:HA	7:G:149:GLN:NE2	2.23	0.53
4:D:404:TRP:CZ3	4:D:412:TYR:HB3	2.44	0.53
5:E:420:THR:CG2	5:E:472:SER:CB	2.85	0.53
8:H:69:VAL:HG23	8:H:71:PHE:HD2	1.74	0.53
10:J:43:GLU:HG2	10:J:67:TYR:CE2	2.43	0.53
10:J:79:PHE:CD2	11:K:68:ALA:HB3	2.40	0.53
1:A:751:LEU:HD21	1:A:866:ILE:HD13	1.90	0.53
1:A:793:GLN:H	5:E:433:TRP:HH2	1.55	0.53
1:A:801:ILE:CG1	5:E:149:THR:CG2	2.66	0.53
1:A:1624:GLN:HA	1:A:1627:PHE:CD2	2.44	0.53
1:A:1631:PHE:HZ	1:A:1684:LEU:HD22	1.74	0.53
1:A:3307:GLU:CG	17:Q:56:SER:H	2.22	0.53
2:B:426:ILE:HG12	2:B:485:PHE:CZ	2.44	0.53
2:B:938:PHE:O	3:C:283:THR:CG2	2.56	0.53
2:B:957:GLN:NE2	3:C:252:ASN:HD22	2.07	0.53
2:B:1468:ALA:O	2:B:1469:SER:CB	2.57	0.53
2:B:1521:VAL:HG22	2:B:1585:SER:HB3	1.90	0.53
2:B:1612:LEU:HD11	2:B:1637:CYS:HG	1.72	0.53
2:B:3288:GLN:NE2	2:B:3288:GLN:HA	2.24	0.53
2:B:3422:LEU:HD12	2:B:3716:LEU:HD11	1.91	0.53
3:C:1081:ILE:HD11	3:C:1117:GLN:CB	2.38	0.53
3:C:2585:PHE:CE1	3:C:2929:LEU:CB	2.90	0.53
3:C:2701:ILE:HG13	3:C:2704:LYS:CG	2.38	0.53
4:D:174:GLN:OE1	12:L:49:LEU:HB3	2.08	0.53
4:D:174:GLN:HE22	12:L:49:LEU:HB3	1.73	0.53
4:D:212:ILE:CD1	9:I:15:LEU:HD22	2.33	0.53
10:J:31:GLU:HB2	10:J:95:PHE:O	2.09	0.53
10:J:36:ILE:HG23	10:J:72:PHE:CE2	2.44	0.53
10:J:97:TYR:HB2	10:J:106:LEU:CD1	2.38	0.53
13:M:53:TRP:HZ3	13:M:86:LYS:HD2	1.73	0.53
1:A:801:ILE:N	5:E:149:THR:H	2.01	0.52
1:A:1016:PHE:CE2	1:A:1076:LEU:CB	2.89	0.52
1:A:1016:PHE:CD2	1:A:1020:PHE:CE2	2.97	0.52
1:A:1062:ILE:HG23	1:A:1082:CYS:SG	2.49	0.52
1:A:1428:LYS:O	1:A:1431:THR:OG1	2.24	0.52
2:B:1099:THR:O	2:B:1163:ARG:NH1	2.42	0.52
2:B:1458:PHE:HZ	2:B:1563:VAL:C	2.07	0.52
2:B:1584:TRP:HA	2:B:1584:TRP:HE3	1.74	0.52

Continued on next page...

Continued from previous page...

Atom-1	Atom-2	Interatomic distance (Å)	Clash overlap (Å)
2:B:3078:ILE:CD1	2:B:3452:LEU:CD2	2.84	0.52
4:D:261:TYR:O	5:E:125:GLN:OE1	2.26	0.52
4:D:269:SER:HB2	4:D:618:PRO:CD	2.39	0.52
5:E:56:LEU:HD23	10:J:91:ASN:HA	1.91	0.52
5:E:190:PRO:HD2	5:E:193:MET:HE2	1.90	0.52
6:F:11:LEU:CB	6:F:23:TYR:CZ	2.93	0.52
10:J:52:GLU:H	10:J:52:GLU:CD	2.06	0.52
12:L:70:GLY:O	12:L:109:LYS:NZ	2.40	0.52
1:A:18:CYS:CB	2:B:17:ARG:CB	2.87	0.52
1:A:819:VAL:HA	1:A:840:TYR:HE2	1.74	0.52
1:A:850:SER:C	5:E:204:ASN:HB3	2.30	0.52
1:A:857:ARG:NH2	5:E:206:ASN:O	2.43	0.52
1:A:1016:PHE:CE2	1:A:1076:LEU:HB2	2.44	0.52
1:A:1041:ASN:HD21	1:A:1096:TYR:HE1	1.57	0.52
1:A:1144:LYS:HG2	4:D:172:GLU:HG2	1.91	0.52
1:A:1620:PRO:HB2	1:A:1639:PHE:CZ	2.44	0.52
1:A:1868:GLY:O	1:A:1973:PHE:HA	2.10	0.52
1:A:3117:PHE:CD2	1:A:3429:TRP:HE3	2.27	0.52
1:A:3212:VAL:HG13	1:A:3335:TRP:NE1	2.25	0.52
2:B:433:ILE:CB	2:B:463:PHE:CZ	2.88	0.52
2:B:642:LEU:CD1	2:B:646:LYS:HE3	2.39	0.52
2:B:658:GLN:HG3	2:B:672:ASN:O	2.07	0.52
2:B:3231:VAL:CG1	2:B:3339:TRP:CD1	2.92	0.52
3:C:346:LEU:CD1	3:C:346:LEU:N	2.73	0.52
3:C:2597:GLU:OE1	3:C:2597:GLU:HA	2.09	0.52
3:C:4082:TRP:CZ2	3:C:4091:GLY:HA3	2.44	0.52
4:D:180:ILE:CG2	10:J:75:TYR:HE1	2.22	0.52
4:D:240:SER:HB2	7:G:140:ASP:OD2	2.09	0.52
1:A:599:ASN:HB3	4:D:419:SER:HG	1.72	0.52
1:A:745:LYS:HB3	1:A:746:PRO:HD2	1.90	0.52
1:A:747:ILE:HD13	1:A:889:TYR:CD1	2.43	0.52
1:A:1048:TYR:CE1	1:A:1100:LEU:CB	2.92	0.52
1:A:1126:VAL:HG13	1:A:1132:LEU:N	2.23	0.52
1:A:1445:PHE:HE2	1:A:1564:CYS:HB3	0.72	0.52
1:A:1458:MET:CE	1:A:1548:TRP:HD1	2.22	0.52
1:A:2143:LEU:HD23	1:A:2170:LEU:HD12	1.91	0.52
1:A:2960:LEU:HA	1:A:2963:ILE:HD12	1.92	0.52
1:A:3230:LEU:H	1:A:3233:ILE:HG21	1.75	0.52
1:A:3347:LYS:O	1:A:3351:PRO:CG	2.56	0.52
2:B:412:LEU:HD13	2:B:412:LEU:O	2.08	0.52
2:B:467:VAL:HG12	2:B:471:THR:CB	2.35	0.52

Continued on next page...

Continued from previous page...

Atom-1	Atom-2	Interatomic distance (Å)	Clash overlap (Å)
2:B:579:PHE:CZ	5:E:369:PRO:CG	2.85	0.52
2:B:888:PRO:HA	2:B:891:ILE:HG21	1.90	0.52
2:B:1002:GLN:CA	2:B:1094:TRP:CZ2	2.81	0.52
2:B:1116:PHE:CA	2:B:1119:LYS:HZ3	2.16	0.52
2:B:1123:GLY:CA	2:B:1197:PHE:CE1	2.83	0.52
2:B:1125:LYS:HG3	2:B:1200:ILE:CG2	2.39	0.52
2:B:1458:PHE:HD1	2:B:1560:MET:CE	2.19	0.52
2:B:1514:VAL:HG12	2:B:1570:VAL:HG22	1.92	0.52
2:B:3272:PRO:HG2	2:B:3275:LYS:HG3	1.92	0.52
2:B:4152:ASN:HD21	2:B:4553:ARG:CZ	2.22	0.52
3:C:106:LEU:HD23	3:C:133:PRO:HB2	1.90	0.52
3:C:2780:VAL:HG12	3:C:2786:ASN:HD21	1.74	0.52
4:D:68:GLU:CD	5:E:12:LYS:HA	2.29	0.52
5:E:41:VAL:HG22	5:E:42:GLN:HG3	1.91	0.52
1:A:617:ILE:CD1	1:A:647:GLN:NE2	2.63	0.52
1:A:770:LEU:HD22	1:A:774:SER:OG	2.10	0.52
1:A:1012:LYS:NZ	1:A:1072:GLY:HA3	2.25	0.52
1:A:1048:TYR:CE1	1:A:1100:LEU:HA	2.43	0.52
1:A:1126:VAL:HG13	1:A:1131:SER:OG	2.09	0.52
1:A:1535:PRO:HB3	2:B:3861:ASN:HD21	1.75	0.52
1:A:3232:ILE:CB	1:A:3316:TRP:CE3	2.92	0.52
2:B:57:ASN:O	2:B:84:PHE:N	2.41	0.52
2:B:729:LEU:CD1	2:B:780:VAL:HG22	2.40	0.52
2:B:766:ILE:HG23	2:B:770:LYS:HE2	1.91	0.52
2:B:952:PRO:HG3	3:C:223:THR:CA	1.01	0.52
3:C:10:LEU:HD23	3:C:65:ASN:CA	2.39	0.52
3:C:113:ILE:HD13	3:C:185:PHE:HZ	1.69	0.52
3:C:359:GLY:C	3:C:440:TYR:CB	2.77	0.52
4:D:207:ALA:C	9:I:24:ILE:HD11	2.22	0.52
4:D:291:ASN:HB3	4:D:294:GLN:HB2	1.92	0.52
4:D:584:ILE:CG2	4:D:614:VAL:HG22	2.37	0.52
4:D:636:MET:HA	4:D:636:MET:CE	2.40	0.52
5:E:49:ASP:OD1	12:L:85:SER:HB2	2.09	0.52
9:I:24:ILE:CD1	9:I:98:PHE:HE1	2.22	0.52
10:J:38:GLU:HG3	15:O:29:PHE:CZ	2.45	0.52
12:L:92:VAL:HG11	12:L:109:LYS:HB2	1.91	0.52
14:N:83:VAL:HG22	15:O:86:VAL:HG23	1.90	0.52
16:P:10:THR:CB	16:P:66:ILE:N	2.73	0.52
16:P:57:ILE:O	16:P:62:LYS:N	2.43	0.52
1:A:906:LEU:CB	1:A:998:VAL:HG11	2.37	0.52
1:A:3245:LYS:HE3	17:Q:122:LEU:O	2.01	0.52

Continued on next page...

Continued from previous page...

Atom-1	Atom-2	Interatomic distance (Å)	Clash overlap (Å)
1:A:3257:VAL:HG13	1:A:3266:VAL:CA	2.35	0.52
1:A:3257:VAL:HG13	1:A:3267:LEU:N	2.25	0.52
1:A:3305:LEU:CB	17:Q:80:SER:N	2.34	0.52
1:A:3442:LYS:HD2	1:A:3485:THR:CG2	2.39	0.52
2:B:58:SER:CB	2:B:70:LYS:CB	2.88	0.52
2:B:801:ILE:HD12	2:B:879:LEU:N	2.22	0.52
2:B:879:LEU:HB3	2:B:968:CYS:SG	2.50	0.52
2:B:1087:LEU:O	2:B:1091:VAL:HG23	2.10	0.52
2:B:1242:GLN:O	2:B:1251:SER:C	2.48	0.52
3:C:58:PHE:CD2	3:C:71:GLN:HB3	2.45	0.52
3:C:159:TYR:HD1	3:C:179:VAL:HG21	1.60	0.52
3:C:2719:VAL:HG13	3:C:2720:PRO:CD	2.26	0.52
3:C:2721:GLU:OE1	3:C:2814:CYS:SG	2.67	0.52
4:D:379:ASN:HB3	4:D:381:HIS:CD2	2.44	0.52
4:D:588:PRO:HB2	4:D:606:ASP:HB3	1.92	0.52
5:E:282:THR:HG23	5:E:322:LEU:CD1	2.25	0.52
9:I:100:ASN:O	9:I:100:ASN:OD1	2.27	0.52
13:M:21:LYS:NZ	13:M:21:LYS:CB	2.73	0.52
1:A:1445:PHE:CD2	1:A:1564:CYS:HB2	2.30	0.52
2:B:1071:GLU:HG2	2:B:1079:ASN:HD22	1.75	0.52
2:B:2190:LYS:HE2	20:B:5403:ATP:PB	2.49	0.52
3:C:180:LEU:O	3:C:180:LEU:CD1	2.49	0.52
3:C:215:MET:HB3	3:C:231:ILE:HG22	1.91	0.52
3:C:3012:ILE:CD1	3:C:3121:LEU:HD11	2.40	0.52
4:D:97:LYS:CE	13:M:32:LYS:HE2	2.40	0.52
4:D:331:LEU:N	4:D:331:LEU:CD1	2.73	0.52
4:D:528:TRP:NE1	4:D:535:GLN:CA	2.68	0.52
4:D:564:ASP:CB	4:D:583:LYS:HE2	2.39	0.52
5:E:440:TYR:CD1	5:E:501:GLU:HG2	2.44	0.52
6:F:26:PHE:HD1	6:F:49:ALA:CB	2.20	0.52
6:F:91:GLN:HG2	6:F:96:THR:HB	1.90	0.52
10:J:28:TRP:N	10:J:29:PRO:HD2	2.23	0.52
1:A:612:HIS:C	4:D:500:LEU:CD2	2.57	0.52
1:A:803:GLU:CD	5:E:148:LYS:HE2	2.24	0.52
1:A:906:LEU:HD13	1:A:998:VAL:CG2	2.33	0.52
1:A:1195:GLU:CD	13:M:12:MET:H	2.13	0.52
1:A:3191:LYS:NZ	1:A:3191:LYS:CB	2.73	0.52
2:B:725:ILE:HD12	2:B:780:VAL:HB	1.92	0.52
2:B:887:ASN:HB3	2:B:975:ASN:ND2	2.25	0.52
2:B:1432:ASP:O	2:B:1436:LYS:HG3	2.09	0.52
2:B:2966:LEU:C	2:B:2966:LEU:HD12	2.30	0.52

Continued on next page...

Continued from previous page...

Atom-1	Atom-2	Interatomic distance (Å)	Clash overlap (Å)
3:C:180:LEU:HD12	3:C:180:LEU:C	2.28	0.52
3:C:214:LEU:CD1	3:C:214:LEU:H	2.22	0.52
3:C:881:ILE:O	3:C:881:ILE:HG22	2.09	0.52
3:C:2701:ILE:CG1	3:C:2704:LYS:CD	2.70	0.52
3:C:2703:LYS:H	3:C:2703:LYS:CD	2.23	0.52
3:C:2760:SER:HB2	3:C:2763:GLU:CG	2.39	0.52
4:D:285:PRO:HA	4:D:614:VAL:HG22	1.92	0.52
5:E:46:ASN:O	12:L:88:PHE:CZ	2.63	0.52
5:E:80:TRP:O	8:H:80:TYR:OH	2.25	0.52
9:I:26:ASN:ND2	9:I:98:PHE:HE2	2.08	0.52
11:K:37:LYS:HG2	11:K:37:LYS:O	2.10	0.52
16:P:15:SER:CA	16:P:16:GLU:N	2.71	0.52
1:A:730:LEU:HD23	1:A:781:LEU:CD2	2.40	0.52
1:A:857:ARG:HH22	5:E:208:PRO:HD3	1.75	0.52
1:A:1143:ARG:CD	13:M:67:HIS:NE2	2.73	0.52
1:A:1789:VAL:HG21	1:A:2010:VAL:HG22	1.91	0.52
1:A:2490:LEU:HD11	1:A:2611:MET:HG2	1.91	0.52
1:A:2839:LEU:HD13	19:A:4703:ADP:C2	2.26	0.52
2:B:411:ALA:CA	2:B:414:VAL:HG23	2.39	0.52
2:B:524:LEU:HD23	2:B:524:LEU:O	2.10	0.52
2:B:1492:LYS:NZ	2:B:3606:GLN:HB2	2.25	0.52
2:B:1511:VAL:HG23	2:B:1570:VAL:CG1	2.33	0.52
3:C:972:LEU:HD13	3:C:1029:GLU:HG2	1.90	0.52
3:C:1556:PHE:CE1	3:C:1580:ILE:HG23	2.44	0.52
3:C:2698:LEU:HD13	3:C:2772:LYS:HB2	1.92	0.52
4:D:80:PRO:HD2	15:O:103:TRP:HZ2	1.66	0.52
4:D:417:ILE:HD12	4:D:474:VAL:CG2	2.35	0.52
4:D:590:LEU:N	4:D:590:LEU:CD1	2.73	0.52
8:H:67:SER:HB2	9:I:78:ILE:HG21	1.89	0.52
10:J:21:PHE:CD1	10:J:21:PHE:C	2.84	0.52
11:K:73:ASP:HB2	11:K:76:ASN:HD22	1.73	0.52
12:L:23:PHE:CE2	12:L:25:ASP:HB2	2.45	0.52
14:N:103:ILE:O	14:N:103:ILE:HG22	2.08	0.52
1:A:607:ILE:CD1	1:A:655:PHE:HA	2.38	0.52
1:A:773:THR:HG22	1:A:773:THR:O	2.10	0.52
1:A:801:ILE:HD13	5:E:152:LEU:HD11	1.92	0.52
1:A:850:SER:HB2	5:E:204:ASN:CG	2.30	0.52
1:A:1126:VAL:CG1	1:A:1132:LEU:HA	2.40	0.52
1:A:1443:MET:HG3	1:A:1561:VAL:CG2	2.40	0.52
1:A:1536:LEU:HD23	2:B:3891:GLU:HG3	1.90	0.52
1:A:1631:PHE:CZ	1:A:1687:LEU:HD22	2.45	0.52

Continued on next page...

Continued from previous page...

Atom-1	Atom-2	Interatomic distance (Å)	Clash overlap (Å)
1:A:3242:VAL:HA	17:Q:80:SER:CB	2.40	0.52
1:A:3309:TYR:CA	17:Q:32:ILE:O	2.55	0.52
2:B:718:ILE:HD12	2:B:773:VAL:CG1	2.40	0.52
2:B:899:LEU:HD12	2:B:900:PHE:CA	2.38	0.52
2:B:951:MET:HB2	2:B:952:PRO:HD3	1.92	0.52
2:B:952:PRO:HD3	3:C:223:THR:CG2	2.28	0.52
3:C:190:LEU:CD2	3:C:232:TYR:OH	2.58	0.52
3:C:261:ILE:HG13	3:C:360:PRO:HB2	1.87	0.52
3:C:2943:LYS:HB3	3:C:2994:VAL:HG11	1.92	0.52
4:D:459:GLY:HA2	4:D:476:THR:HA	1.91	0.52
4:D:585:VAL:HG11	4:D:588:PRO:CG	2.40	0.52
5:E:433:TRP:CE2	5:E:451:LYS:HB2	2.45	0.52
9:I:11:ASP:HB2	9:I:14:GLU:HG2	1.92	0.52
9:I:75:TRP:CZ3	9:I:109:LYS:HB2	2.45	0.52
10:J:100:ILE:O	10:J:100:ILE:HG13	2.09	0.52
12:L:59:LYS:NZ	12:L:59:LYS:CB	2.73	0.52
12:L:74:TRP:CE2	12:L:109:LYS:CD	2.81	0.52
12:L:76:CYS:HB2	12:L:107:LEU:CD1	2.34	0.52
12:L:77:ILE:HD11	13:M:65:ILE:CD1	2.39	0.52
1:A:326:PRO:CA	1:A:376:ASN:CB	2.88	0.52
1:A:709:ILE:HD13	4:D:454:ILE:HG21	1.92	0.52
1:A:3421:SER:CB	1:A:3716:LEU:HD21	2.40	0.52
2:B:625:LEU:HD23	2:B:625:LEU:O	2.10	0.52
2:B:3118:TYR:CZ	2:B:3452:LEU:HD13	2.45	0.52
2:B:4370:ILE:HD13	2:B:4384:MET:HB3	1.91	0.52
3:C:113:ILE:HD11	3:C:124:PRO:HB3	1.91	0.52
3:C:2849:VAL:O	3:C:2853:GLU:HG3	2.10	0.52
4:D:294:GLN:HB3	4:D:297:LYS:CE	2.40	0.52
5:E:384:LEU:HD23	5:E:417:TRP:CD2	2.40	0.52
6:F:11:LEU:HD21	6:F:23:TYR:CE1	2.29	0.52
9:I:24:ILE:HG23	9:I:98:PHE:O	2.10	0.52
1:A:552:PHE:CB	1:A:568:ARG:HH12	2.23	0.51
1:A:597:VAL:CB	4:D:502:ALA:HB3	2.39	0.51
1:A:604:ALA:CB	1:A:698:GLU:CD	2.79	0.51
1:A:669:ALA:HB1	1:A:689:ASP:CG	2.30	0.51
1:A:845:THR:O	1:A:849:THR:HG23	2.11	0.51
2:B:436:PHE:CE2	2:B:463:PHE:CD1	2.97	0.51
2:B:966:LYS:HB3	3:C:345:TRP:N	2.25	0.51
2:B:1230:MET:CE	2:B:1267:TYR:CA	2.87	0.51
3:C:180:LEU:CD2	3:C:187:TRP:CE3	2.93	0.51
3:C:229:ILE:HD11	3:C:301:TRP:HE1	1.73	0.51

Continued on next page...

Continued from previous page...

Atom-1	Atom-2	Interatomic distance (Å)	Clash overlap (Å)
3:C:1174:LEU:HD12	3:C:1191:ILE:HG22	1.92	0.51
3:C:2585:PHE:CE1	3:C:2929:LEU:HB2	2.45	0.51
3:C:2727:ILE:HD12	3:C:2745:LYS:CB	2.09	0.51
3:C:2745:LYS:CE	3:C:2749:VAL:CB	2.88	0.51
3:C:2804:ALA:HB2	3:C:2811:LYS:HG3	1.92	0.51
4:D:248:MET:HE1	7:G:147:VAL:CG2	2.34	0.51
4:D:410:LYS:HE3	4:D:413:ASN:ND2	2.25	0.51
1:A:935:VAL:HG11	1:A:1017:LEU:HD22	1.92	0.51
1:A:1514:VAL:HG12	1:A:1548:TRP:CZ3	2.45	0.51
1:A:3046:PHE:CE2	1:A:3104:ILE:CD1	2.89	0.51
1:A:3223:LEU:CD1	1:A:3332:ILE:HG12	2.19	0.51
2:B:508:THR:HG22	2:B:539:GLU:OE2	2.10	0.51
2:B:815:ASP:O	2:B:819:LYS:CG	2.53	0.51
2:B:1139:LEU:HD23	2:B:1198:ILE:HG13	1.92	0.51
2:B:2846:LEU:HD11	2:B:2872:VAL:HG11	1.91	0.51
2:B:3147:GLN:CA	2:B:3426:LEU:HD13	2.41	0.51
2:B:4545:CYS:SG	2:B:4579:ILE:HD13	2.49	0.51
4:D:196:CYS:HA	9:I:85:TYR:O	2.09	0.51
4:D:306:PRO:HG3	4:D:357:PRO:HA	1.91	0.51
4:D:588:PRO:HG2	4:D:606:ASP:OD2	2.11	0.51
5:E:46:ASN:C	12:L:88:PHE:CZ	2.84	0.51
5:E:391:CYS:SG	5:E:427:LEU:HD13	2.49	0.51
6:F:14:LEU:HD22	6:F:23:TYR:CB	2.30	0.51
6:F:26:PHE:HD1	6:F:49:ALA:HB2	1.67	0.51
16:P:24:ASN:HA	16:P:96:GLY:HA3	1.91	0.51
1:A:37:ASN:O	1:A:41:LEU:N	2.43	0.51
1:A:768:VAL:O	1:A:768:VAL:HG12	2.09	0.51
1:A:1013:VAL:CB	1:A:1076:LEU:HD11	2.40	0.51
1:A:1517:LEU:HD13	1:A:1581:LEU:HB3	1.93	0.51
1:A:3242:VAL:CB	17:Q:80:SER:CB	2.88	0.51
2:B:651:SER:CB	2:B:680:LEU:HD22	2.41	0.51
2:B:3242:MET:HA	2:B:3245:LEU:HG	1.92	0.51
3:C:2012:SER:O	3:C:2014:CYS:N	2.43	0.51
5:E:117:GLU:CB	6:F:17:LEU:CD1	2.80	0.51
5:E:394:TRP:CD1	5:E:400:THR:C	2.83	0.51
7:G:125:PHE:CZ	7:G:136:MET:CE	2.94	0.51
16:P:15:SER:CB	16:P:18:HIS:H	2.23	0.51
16:P:82:PHE:C	16:P:84:ALA:N	2.64	0.51
1:A:598:ARG:CA	4:D:460:LEU:CD2	2.89	0.51
1:A:686:VAL:CG2	1:A:731:LEU:HD21	2.37	0.51
1:A:688:PHE:CD2	1:A:772:TRP:CH2	2.99	0.51

Continued on next page...

Continued from previous page...

Atom-1	Atom-2	Interatomic distance (Å)	Clash overlap (Å)
1:A:704:ARG:HH11	4:D:456:LEU:HA	1.44	0.51
1:A:871:LEU:CD2	1:A:872:ASP:N	2.60	0.51
1:A:913:VAL:C	1:A:1073:ALA:HB2	2.30	0.51
2:B:53:ILE:HA	2:B:88:GLY:O	2.10	0.51
2:B:425:ASP:O	2:B:489:PHE:CE2	2.62	0.51
2:B:648:VAL:HG22	2:B:680:LEU:CD1	2.40	0.51
2:B:744:MET:HE1	2:B:773:VAL:N	2.24	0.51
2:B:1205:PHE:CZ	2:B:1284:LEU:O	2.64	0.51
2:B:2240:VAL:HG21	2:B:2640:GLU:HG3	1.92	0.51
2:B:3457:PHE:O	2:B:3461:ILE:HB	2.11	0.51
3:C:214:LEU:CD1	3:C:214:LEU:N	2.74	0.51
3:C:463:PRO:C	3:C:465:LEU:H	2.13	0.51
3:C:2670:LYS:HD2	3:C:2670:LYS:C	2.30	0.51
3:C:2703:LYS:HD2	3:C:2703:LYS:H	1.74	0.51
3:C:2708:GLN:CD	3:C:2813:ILE:CG1	2.78	0.51
5:E:121:TYR:OH	6:F:17:LEU:CD2	2.58	0.51
5:E:286:GLY:HA3	5:E:316:ILE:HG22	1.91	0.51
8:H:29:LYS:NZ	8:H:29:LYS:CB	2.73	0.51
1:A:155:GLY:C	2:B:168:ILE:O	2.43	0.51
1:A:326:PRO:HA	1:A:376:ASN:CB	2.40	0.51
1:A:805:ARG:HD2	1:A:858:ALA:HB2	1.92	0.51
1:A:1013:VAL:HG13	1:A:1016:PHE:HE1	1.73	0.51
1:A:1147:ALA:HB1	4:D:173:CYS:CA	2.33	0.51
1:A:1430:ARG:HG3	1:A:1490:PHE:CD2	2.44	0.51
1:A:3255:GLU:CD	1:A:3269:LEU:O	2.43	0.51
1:A:3318:ASN:HB3	1:A:3321:PHE:HD2	1.74	0.51
2:B:409:SER:HB2	2:B:413:PHE:HB2	1.93	0.51
2:B:559:GLN:HB2	2:B:629:ILE:HD11	1.91	0.51
2:B:580:LEU:HD22	2:B:580:LEU:N	2.25	0.51
2:B:669:ILE:CG2	2:B:719:VAL:CG1	2.54	0.51
2:B:902:ILE:O	2:B:1077:ARG:O	2.28	0.51
2:B:966:LYS:HB3	3:C:345:TRP:H	1.76	0.51
2:B:1728:GLN:HE21	2:B:1868:ILE:HD12	1.75	0.51
2:B:2621:ILE:HG22	2:B:2667:LEU:HD13	1.93	0.51
2:B:3133:ILE:O	2:B:3133:ILE:HD13	2.11	0.51
3:C:10:LEU:HD11	3:C:67:CYS:N	2.26	0.51
3:C:2701:ILE:CG1	3:C:2704:LYS:CG	2.88	0.51
3:C:2722:VAL:HG12	3:C:2813:ILE:HD13	1.93	0.51
3:C:2794:ASN:C	3:C:2796:PRO:CD	2.79	0.51
4:D:297:LYS:NZ	4:D:328:LEU:HD13	2.25	0.51
5:E:20:PHE:CE1	14:N:89:GLN:CA	2.80	0.51

Continued on next page...

Continued from previous page...

Atom-1	Atom-2	Interatomic distance (Å)	Clash overlap (Å)
10:J:110:THR:HG21	11:K:92:LYS:HG3	1.93	0.51
15:O:102:LEU:C	15:O:102:LEU:HD13	2.31	0.51
1:A:747:ILE:CD1	1:A:889:TYR:CD1	2.93	0.51
1:A:2697:ARG:CG	19:A:4701:ADP:H4'	2.41	0.51
2:B:1102:LEU:HB3	2:B:1106:PHE:CD2	2.45	0.51
2:B:1117:ILE:HD13	2:B:1186:PRO:HB3	1.91	0.51
2:B:1395:LEU:CA	2:B:1430:ILE:HD11	2.22	0.51
2:B:3243:LYS:HE3	2:B:3285:ASN:O	2.09	0.51
3:C:53:PRO:CD	3:C:81:PRO:HB3	2.40	0.51
3:C:195:ASN:C	3:C:239:TRP:HZ2	2.08	0.51
3:C:252:ASN:O	3:C:271:GLY:HA2	2.10	0.51
3:C:2581:LEU:HG	3:C:2936:SER:CB	2.41	0.51
4:D:551:ALA:HB3	4:D:557:VAL:HB	1.93	0.51
4:D:567:GLN:CD	4:D:578:LYS:HD2	2.28	0.51
4:D:593:LEU:HD12	4:D:593:LEU:O	2.10	0.51
5:E:50:LEU:HD22	12:L:23:PHE:HB2	1.90	0.51
5:E:470:HIS:CE1	5:E:475:LEU:HD11	2.44	0.51
13:M:21:LYS:HB3	13:M:21:LYS:HZ3	1.75	0.51
15:O:52:ASP:N	15:O:53:PRO:HD3	2.23	0.51
1:A:746:PRO:HA	1:A:749:LYS:HG3	1.91	0.51
1:A:1009:THR:OG1	1:A:1074:MET:SD	2.69	0.51
1:A:1524:VAL:HG22	1:A:1611:LEU:HD22	1.92	0.51
2:B:439:LEU:HD12	2:B:503:LEU:HD11	1.93	0.51
2:B:671:VAL:HG12	2:B:673:PHE:H	1.75	0.51
2:B:953:GLY:CA	3:C:282:ARG:CZ	2.89	0.51
2:B:1102:LEU:H	2:B:1163:ARG:NH2	1.96	0.51
3:C:7:TRP:CH2	3:C:352:LEU:HD12	2.45	0.51
3:C:1270:PHE:CG	3:C:1336:ALA:HB2	2.46	0.51
3:C:2690:LEU:CB	3:C:2826:VAL:HG11	2.41	0.51
3:C:2726:THR:OG1	3:C:2729:LEU:CD1	2.59	0.51
3:C:2820:ILE:HG23	3:C:2824:TYR:HD2	1.75	0.51
4:D:537:ILE:HD11	4:D:651:LYS:HD2	1.92	0.51
6:F:62:VAL:HG11	7:G:106:LEU:CD2	2.39	0.51
10:J:110:THR:HG22	10:J:110:THR:O	2.10	0.51
11:K:70:VAL:HG11	11:K:90:TYR:CZ	2.46	0.51
1:A:935:VAL:CG1	1:A:1017:LEU:CD2	2.89	0.51
1:A:2101:ILE:HG22	1:A:4498:LEU:HB2	1.92	0.51
1:A:2564:MET:N	1:A:2565:PRO:HD2	2.26	0.51
2:B:1562:GLU:O	2:B:1565:ALA:HB3	2.11	0.51
2:B:3119:LYS:NZ	2:B:3119:LYS:CB	2.73	0.51
2:B:3183:ALA:O	2:B:3187:GLU:HG3	2.11	0.51

Continued on next page...

Continued from previous page...

Atom-1	Atom-2	Interatomic distance (Å)	Clash overlap (Å)
2:B:3261:ILE:O	2:B:3306:ILE:HG23	2.08	0.51
3:C:379:LYS:HA	3:C:418:CYS:O	2.11	0.51
3:C:2701:ILE:HG12	3:C:2704:LYS:HD2	1.86	0.51
3:C:2738:ILE:HD11	3:C:2740:ILE:O	1.99	0.51
4:D:172:GLU:HB3	13:M:64:HIS:HB3	0.55	0.51
4:D:255:ASN:ND2	7:G:134:GLU:CD	2.57	0.51
4:D:290:SER:HB3	4:D:610:GLY:HA2	1.92	0.51
4:D:503:VAL:HG11	4:D:506:VAL:HG23	1.93	0.51
5:E:302:GLU:OE1	5:E:302:GLU:HA	2.11	0.51
1:A:948:LEU:N	1:A:948:LEU:CD2	2.73	0.51
1:A:1066:VAL:HB	1:A:1069:TYR:OH	2.11	0.51
1:A:1114:GLN:C	1:A:1118:LEU:HD23	2.29	0.51
1:A:1511:TRP:CB	1:A:1574:LEU:CD1	2.89	0.51
1:A:3311:ASN:CB	17:Q:30:LYS:O	2.59	0.51
2:B:633:ILE:O	2:B:637:GLU:HG3	2.11	0.51
2:B:938:PHE:HE2	3:C:343:ASN:ND2	2.08	0.51
2:B:1784:ARG:HG2	2:B:1788:ILE:HD12	1.92	0.51
2:B:3237:PRO:HG2	2:B:3238:HIS:HD2	1.76	0.51
2:B:3446:SER:CB	2:B:3489:THR:HG22	2.29	0.51
2:B:4440:MET:HB2	2:B:4443:ARG:HG2	1.92	0.51
3:C:2830:VAL:HG13	3:C:2834:ARG:HG3	1.92	0.51
3:C:2927:ASP:CG	3:C:2974:ILE:CD1	2.74	0.51
4:D:134:LYS:HB2	4:D:134:LYS:HZ3	1.76	0.51
4:D:172:GLU:CA	13:M:64:HIS:HA	2.22	0.51
4:D:281:GLY:HA3	4:D:580:ALA:HB2	1.92	0.51
4:D:292:GLU:HA	4:D:295:ARG:HG3	1.92	0.51
5:E:46:ASN:O	12:L:88:PHE:CE2	2.63	0.51
6:F:66:ASP:HB3	7:G:102:SER:HB2	1.92	0.51
7:G:119:PRO:CG	9:I:12:ILE:HB	2.41	0.51
10:J:75:TYR:CB	11:K:92:LYS:HE2	2.36	0.51
12:L:69:ILE:HG21	12:L:92:VAL:HG22	1.92	0.51
1:A:24:LYS:HA	1:A:96:LEU:O	2.11	0.51
1:A:598:ARG:HH12	4:D:504:TYR:HB3	0.49	0.51
1:A:1643:LYS:HE3	1:A:1675:LYS:NZ	2.25	0.51
1:A:3255:GLU:CG	17:Q:61:SER:CB	2.83	0.51
2:B:966:LYS:HG2	3:C:341:TRP:NE1	2.26	0.51
2:B:1329:PRO:CB	2:B:1412:PHE:C	2.79	0.51
3:C:336:ILE:HG22	3:C:349:LEU:HD11	1.92	0.51
3:C:2637:GLU:HA	3:C:2640:ALA:HB3	1.92	0.51
3:C:2726:THR:N	3:C:2729:LEU:CD1	2.72	0.51
4:D:367:LEU:HD12	4:D:367:LEU:C	2.32	0.51

Continued on next page...

Continued from previous page...

Atom-1	Atom-2	Interatomic distance (Å)	Clash overlap (Å)
5:E:261:HIS:HB3	5:E:289:MET:CE	2.41	0.51
5:E:385:SER:HG	5:E:394:TRP:HZ3	0.72	0.51
10:J:28:TRP:CE3	10:J:28:TRP:HA	2.46	0.51
12:L:32:LYS:HE2	12:L:36:ARG:HH22	1.75	0.51
1:A:616:LYS:O	1:A:620:PRO:HD3	2.05	0.50
1:A:700:LYS:CD	4:D:455:GLY:HA3	2.41	0.50
1:A:732:TYR:HD2	4:D:391:ARG:CZ	2.24	0.50
1:A:751:LEU:HD23	1:A:751:LEU:C	2.31	0.50
1:A:819:VAL:N	1:A:840:TYR:CE2	2.80	0.50
1:A:830:LEU:N	1:A:830:LEU:CD1	2.73	0.50
1:A:937:LEU:HD12	1:A:1081:ILE:HD11	1.94	0.50
1:A:1152:LYS:C	1:A:1155:PRO:HD2	2.31	0.50
1:A:1195:GLU:CD	13:M:12:MET:N	2.64	0.50
1:A:2963:ILE:HD13	1:A:2987:PHE:HB2	1.93	0.50
1:A:3308:PRO:HG2	17:Q:58:SER:N	2.26	0.50
2:B:861:ASP:O	2:B:864:ASN:CG	2.48	0.50
2:B:915:PRO:O	2:B:925:THR:HG22	2.11	0.50
2:B:966:LYS:C	3:C:344:ASN:HA	2.30	0.50
2:B:1531:ILE:CD1	2:B:1618:LEU:CD2	2.79	0.50
2:B:3231:VAL:HG22	2:B:3342:ASN:CB	2.41	0.50
2:B:4148:PRO:HB3	2:B:4551:GLU:O	2.11	0.50
3:C:499:THR:CB	3:C:698:GLU:CB	2.89	0.50
3:C:2357:LEU:HB3	3:C:2512:ILE:HG22	1.92	0.50
3:C:2637:GLU:O	3:C:2640:ALA:CB	2.43	0.50
3:C:2746:PRO:CD	3:C:2747:LYS:N	2.73	0.50
4:D:399:VAL:HA	4:D:418:SER:HA	1.93	0.50
5:E:44:ASN:HB3	5:E:45:PRO:HD3	1.93	0.50
10:J:44:THR:HG22	10:J:64:LEU:CD2	2.41	0.50
10:J:48:LEU:HD13	10:J:100:ILE:CD1	2.33	0.50
11:K:77:PHE:HZ	11:K:88:LEU:HD11	1.63	0.50
13:M:73:ILE:HG22	13:M:84:LEU:HD11	1.93	0.50
15:O:22:LEU:HD12	15:O:23:ASN:CB	2.41	0.50
1:A:384:LYS:CB	1:A:408:VAL:CB	2.89	0.50
1:A:818:LEU:CB	1:A:844:LYS:HG3	2.41	0.50
1:A:1450:TRP:CH2	1:A:1519:THR:CG2	2.95	0.50
1:A:3187:ILE:HG22	1:A:3191:LYS:HD3	1.93	0.50
2:B:1498:TYR:O	2:B:1502:GLU:HG2	2.10	0.50
2:B:3139:GLY:HA3	2:B:3695:LEU:HD21	1.93	0.50
3:C:132:GLU:OE2	3:C:133:PRO:CD	2.53	0.50
3:C:2592:LYS:HD3	3:C:2924:MET:HG3	1.93	0.50
3:C:2903:LEU:HD23	3:C:2903:LEU:O	2.10	0.50

Continued on next page...

Continued from previous page...

Atom-1	Atom-2	Interatomic distance (Å)	Clash overlap (Å)
7:G:79:VAL:HG21	7:G:146:ILE:HD12	1.92	0.50
8:H:76:TYR:CE1	8:H:87:LEU:HD13	2.42	0.50
1:A:1151:MET:CA	4:D:176:ILE:HD11	2.36	0.50
1:A:1162:LEU:HA	11:K:15:ASN:HB2	1.92	0.50
1:A:3249:ILE:HD12	17:Q:106:PHE:CE2	2.45	0.50
2:B:736:LEU:HD23	2:B:855:SER:OG	2.11	0.50
2:B:952:PRO:CD	3:C:222:PHE:C	2.77	0.50
3:C:2600:LYS:HE2	3:C:2918:GLU:HB2	1.94	0.50
4:D:286:ILE:HG22	4:D:287:TRP:CE3	2.46	0.50
4:D:294:GLN:HB3	4:D:316:LEU:HD23	1.93	0.50
5:E:24:GLU:CG	14:N:91:THR:HG22	2.40	0.50
5:E:46:ASN:ND2	12:L:88:PHE:HE1	2.09	0.50
1:A:805:ARG:HG3	5:E:151:MET:HE3	1.93	0.50
1:A:1048:TYR:CD1	1:A:1100:LEU:HD12	2.39	0.50
1:A:1143:ARG:CD	4:D:169:ASN:CG	2.72	0.50
1:A:1638:THR:CG2	1:A:1655:GLN:HG2	2.42	0.50
1:A:2746:VAL:HG12	1:A:3026:TRP:CE2	2.46	0.50
1:A:3212:VAL:HG13	1:A:3335:TRP:CE2	2.45	0.50
1:A:3309:TYR:CD2	17:Q:32:ILE:CB	2.95	0.50
2:B:3118:TYR:CZ	2:B:3452:LEU:HB2	2.46	0.50
2:B:3429:GLU:OE1	2:B:3429:GLU:HA	2.12	0.50
3:C:2584:LEU:HD21	3:C:2935:VAL:CG1	2.41	0.50
3:C:2630:GLU:HB3	3:C:2634:LYS:HE3	1.94	0.50
3:C:4081:ALA:N	3:C:4094:ILE:O	2.44	0.50
4:D:248:MET:CE	7:G:147:VAL:HG21	2.42	0.50
5:E:66:VAL:HG11	8:H:72:GLU:CG	2.42	0.50
16:P:24:ASN:CA	16:P:96:GLY:CA	2.89	0.50
1:A:686:VAL:HG23	1:A:731:LEU:CD2	2.27	0.50
2:B:60:ASN:CA	2:B:81:ILE:CA	2.58	0.50
2:B:440:GLU:HB2	2:B:460:PHE:CG	2.46	0.50
2:B:444:LEU:HD21	2:B:526:ASN:CB	2.41	0.50
2:B:744:MET:CE	2:B:772:ILE:HG23	2.42	0.50
2:B:1185:ASP:HB2	2:B:1186:PRO:HD2	1.94	0.50
2:B:1511:VAL:CA	2:B:1570:VAL:HG13	2.34	0.50
2:B:1529:TYR:HA	2:B:1549:PHE:CE2	2.45	0.50
2:B:2189:GLY:HA2	20:B:5403:ATP:H5'2	1.93	0.50
2:B:3234:LEU:HD11	2:B:3336:LEU:HD21	1.94	0.50
4:D:215:ASP:O	4:D:216:HIS:CG	2.65	0.50
4:D:386:TYR:CE1	5:E:142:VAL:HG11	2.47	0.50
4:D:528:TRP:HD1	4:D:534:SER:C	2.15	0.50
4:D:528:TRP:CG	4:D:535:GLN:HA	2.44	0.50

Continued on next page...

Continued from previous page...

Atom-1	Atom-2	Interatomic distance (Å)	Clash overlap (Å)
5:E:517:LYS:HB3	5:E:517:LYS:HZ3	1.73	0.50
1:A:902:THR:HG21	1:A:989:ILE:HD11	1.94	0.50
1:A:1613:ILE:HD11	1:A:1626:ASP:HB3	1.93	0.50
1:A:2298:LEU:HD21	20:A:4702:ATP:N7	2.26	0.50
1:A:3250:PRO:HD3	17:Q:106:PHE:HE2	1.74	0.50
1:A:3260:LYS:HZ1	1:A:3267:LEU:HD21	1.77	0.50
2:B:409:SER:C	2:B:413:PHE:H	2.09	0.50
2:B:673:PHE:CD1	2:B:677:LEU:HD13	2.46	0.50
2:B:861:ASP:OD2	3:C:171:ARG:HD2	2.10	0.50
2:B:1461:TYR:HD2	2:B:1464:THR:O	1.95	0.50
2:B:1488:LYS:CB	2:B:1501:VAL:HB	2.42	0.50
2:B:3150:VAL:HG11	2:B:3423:VAL:HG23	1.85	0.50
2:B:3303:GLU:OE1	2:B:3306:ILE:HD11	2.10	0.50
2:B:4103:LEU:HD12	2:B:4256:LEU:HD22	1.92	0.50
3:C:76:GLY:O	3:C:77:ASP:OD1	2.30	0.50
4:D:301:SER:HB3	4:D:352:CYS:HA	1.94	0.50
4:D:526:ARG:HB3	4:D:535:GLN:HG3	1.93	0.50
5:E:237:ASN:HD22	5:E:237:ASN:N	2.10	0.50
9:I:96:PHE:HE1	9:I:98:PHE:HD2	1.58	0.50
1:A:505:THR:O	1:A:509:LYS:CA	2.59	0.50
1:A:857:ARG:NH1	5:E:205:PRO:O	2.45	0.50
1:A:935:VAL:HG13	1:A:944:LEU:CD2	2.41	0.50
1:A:1445:PHE:HE2	1:A:1564:CYS:CB	1.69	0.50
1:A:1596:ARG:HH21	1:A:1610:LEU:CD2	2.23	0.50
1:A:1597:LYS:HZ2	1:A:1962:ILE:CD1	2.21	0.50
1:A:3223:LEU:CD1	1:A:3332:ILE:CG1	2.47	0.50
1:A:3249:ILE:HG23	17:Q:106:PHE:HE2	1.76	0.50
1:A:3255:GLU:HA	1:A:3271:GLU:HB2	1.93	0.50
2:B:555:LEU:CD2	2:B:625:LEU:CG	2.72	0.50
2:B:603:ILE:HD11	2:B:626:TYR:CZ	2.44	0.50
2:B:883:ASN:ND2	2:B:971:MET:SD	2.85	0.50
2:B:1201:TYR:C	2:B:1201:TYR:CD2	2.85	0.50
2:B:1599:LEU:HD22	2:B:1617:LEU:HD21	1.94	0.50
2:B:1627:ALA:HB3	2:B:1628:PRO:HD3	1.94	0.50
2:B:2333:PRO:HB3	20:B:5403:ATP:C6	2.44	0.50
2:B:3157:LEU:HA	2:B:3160:LYS:HE2	1.94	0.50
3:C:164:HIS:CD2	3:C:201:GLY:HA3	2.47	0.50
3:C:2726:THR:OG1	3:C:2729:LEU:HD12	2.10	0.50
3:C:3266:ILE:HD13	3:C:3388:ARG:NH1	2.27	0.50
4:D:107:VAL:HG11	15:O:96:ARG:NH2	2.26	0.50
5:E:207:SER:HB2	5:E:208:PRO:HD2	1.93	0.50

Continued on next page...

Continued from previous page...

Atom-1	Atom-2	Interatomic distance (Å)	Clash overlap (Å)
5:E:334:LEU:HD12	5:E:344:THR:HG22	1.94	0.50
5:E:513:TYR:CZ	5:E:517:LYS:HD2	2.47	0.50
6:F:32:PRO:CB	6:F:45:ALA:HB1	2.42	0.50
9:I:74:THR:HG23	9:I:74:THR:O	2.11	0.50
12:L:28:GLN:NE2	12:L:28:GLN:CA	2.73	0.50
12:L:51:LYS:C	12:L:51:LYS:HD3	2.32	0.50
1:A:737:TYR:CD1	1:A:759:LEU:HD21	2.43	0.50
1:A:801:ILE:N	5:E:149:THR:CB	2.73	0.50
1:A:1171:ILE:HG13	1:A:1171:ILE:O	2.12	0.50
1:A:1199:LYS:HZ1	13:M:13:GLU:HG2	1.77	0.50
1:A:1522:GLU:N	1:A:1523:PRO:CD	2.74	0.50
1:A:3293:PHE:CZ	1:A:3335:TRP:CH2	2.88	0.50
1:A:3306:LEU:HA	1:A:3309:TYR:CD2	2.46	0.50
1:A:3345:LYS:HA	1:A:3345:LYS:CE	2.40	0.50
2:B:436:PHE:HB2	2:B:463:PHE:CD2	2.46	0.50
2:B:965:ILE:N	2:B:965:ILE:HD12	2.26	0.50
2:B:3327:ALA:HA	2:B:3334:SER:HB2	1.92	0.50
3:C:36:PHE:CZ	3:C:97:VAL:HG11	2.47	0.50
3:C:2715:PRO:HG2	3:C:2719:VAL:CB	2.40	0.50
3:C:2726:THR:N	3:C:2729:LEU:HD11	2.26	0.50
3:C:2743:ASN:HD21	3:C:2786:ASN:HA	1.77	0.50
4:D:205:PHE:CE1	9:I:12:ILE:HG22	2.47	0.50
4:D:386:TYR:CB	4:D:433:LEU:HD11	2.42	0.50
4:D:461:CYS:SG	4:D:462:PHE:N	2.84	0.50
4:D:553:TYR:CE1	4:D:595:PHE:CE2	3.00	0.50
6:F:54:ASP:OD2	7:G:109:LYS:CE	2.60	0.50
8:H:67:SER:HB3	9:I:78:ILE:CG2	2.40	0.50
1:A:755:HIS:CE1	1:A:869:TYR:HB3	2.47	0.50
1:A:793:GLN:N	5:E:433:TRP:HH2	2.07	0.50
1:A:933:VAL:HG12	1:A:944:LEU:HB3	1.94	0.50
1:A:1433:LEU:CD2	1:A:1478:LEU:CD2	2.89	0.50
1:A:3335:TRP:CZ3	1:A:3339:ILE:HD11	2.31	0.50
2:B:1511:VAL:CB	2:B:1570:VAL:HG11	2.40	0.50
3:C:34:ILE:HD12	3:C:95:MET:HE1	1.94	0.50
3:C:232:TYR:CD1	3:C:232:TYR:C	2.86	0.50
3:C:289:ASP:CG	3:C:317:LYS:HE3	2.33	0.50
4:D:184:GLY:CA	11:K:69:TYR:CE1	2.93	0.50
4:D:312:PHE:C	4:D:312:PHE:CD1	2.85	0.50
4:D:532:TYR:CZ	4:D:652:MET:CE	2.95	0.50
5:E:384:LEU:H	5:E:417:TRP:HE1	1.58	0.50
6:F:27:ASN:HB2	6:F:33:LEU:HD21	1.92	0.50

Continued on next page...

Continued from previous page...

Atom-1	Atom-2	Interatomic distance (Å)	Clash overlap (Å)
7:G:119:PRO:CG	9:I:12:ILE:CB	2.85	0.50
8:H:50:ARG:HH22	9:I:88:THR:CG2	2.25	0.50
1:A:600:MET:HE2	4:D:458:CYS:SG	2.52	0.49
1:A:1140:GLU:HG2	4:D:169:ASN:OD1	2.11	0.49
1:A:1143:ARG:NE	13:M:67:HIS:CE1	2.67	0.49
1:A:1680:ILE:HA	1:A:1683:TRP:CD1	2.47	0.49
1:A:3194:ALA:CB	1:A:3356:VAL:HG21	2.30	0.49
2:B:10:PRO:C	2:B:25:GLN:N	2.63	0.49
2:B:658:GLN:HG2	2:B:673:PHE:HA	1.93	0.49
2:B:793:SER:HB3	2:B:836:ILE:HD11	1.94	0.49
2:B:793:SER:OG	2:B:832:ASN:HB3	2.12	0.49
2:B:1330:TRP:O	2:B:1409:SER:C	2.49	0.49
3:C:4017:LEU:HD21	3:C:4022:LEU:HD11	1.93	0.49
3:C:4084:ILE:HD11	3:C:4106:PRO:HG3	1.94	0.49
3:C:4138:PHE:CE1	3:C:4141:THR:HA	2.47	0.49
5:E:113:LYS:CD	6:F:10:GLN:O	2.60	0.49
12:L:49:LEU:HD22	12:L:49:LEU:H	1.77	0.49
1:A:156:VAL:CA	2:B:168:ILE:CA	2.79	0.49
1:A:326:PRO:CB	1:A:373:MET:HA	2.42	0.49
1:A:729:GLU:CG	4:D:391:ARG:HH12	2.25	0.49
1:A:755:HIS:HE1	1:A:869:TYR:CG	2.20	0.49
1:A:1044:THR:HG1	1:A:1047:ASN:HB2	1.74	0.49
1:A:1219:PHE:HZ	1:A:1266:ASN:CB	2.26	0.49
1:A:3232:ILE:CG2	1:A:3316:TRP:CE3	2.86	0.49
1:A:3304:GLU:HB2	17:Q:77:LEU:CA	2.42	0.49
1:A:3446:ASN:CA	1:A:3488:LEU:HD21	2.39	0.49
2:B:349:ASN:CB	2:B:416:LEU:HD11	2.41	0.49
3:C:442:ILE:O	3:C:443:THR:C	2.49	0.49
3:C:2636:LYS:O	3:C:2640:ALA:CB	2.60	0.49
3:C:2793:LEU:HA	3:C:2796:PRO:CG	2.23	0.49
4:D:398:PRO:CD	4:D:398:PRO:O	2.60	0.49
4:D:410:LYS:HG3	4:D:413:ASN:HD21	1.76	0.49
4:D:584:ILE:HD11	4:D:604:VAL:HG11	1.93	0.49
5:E:76:LYS:O	8:H:64:ASN:OD1	2.30	0.49
5:E:253:MET:CB	5:E:296:PHE:HE2	2.25	0.49
15:O:31:PRO:CD	15:O:109:ASN:HD22	2.25	0.49
1:A:857:ARG:HB3	5:E:152:LEU:O	2.12	0.49
1:A:1443:MET:CG	1:A:1561:VAL:HG21	2.21	0.49
1:A:1637:VAL:CG1	1:A:1653:ILE:HG21	2.41	0.49
2:B:10:PRO:CA	2:B:25:GLN:C	2.41	0.49
2:B:500:GLU:CB	2:B:532:THR:HG21	2.42	0.49

Continued on next page...

Continued from previous page...

Atom-1	Atom-2	Interatomic distance (Å)	Clash overlap (Å)
2:B:888:PRO:HG2	2:B:978:TRP:CE3	2.47	0.49
2:B:939:ASN:N	3:C:283:THR:CG2	2.68	0.49
2:B:966:LYS:CD	3:C:345:TRP:N	2.62	0.49
2:B:1080:LEU:N	2:B:1080:LEU:CD1	2.73	0.49
2:B:1731:LEU:HD11	2:B:1793:ILE:HG13	1.93	0.49
2:B:3077:SER:OG	2:B:3486:ILE:HD11	2.12	0.49
2:B:3082:MET:SD	2:B:3115:ILE:HD12	2.51	0.49
2:B:3827:LEU:HD11	2:B:4289:LEU:HD13	1.94	0.49
3:C:106:LEU:N	3:C:106:LEU:CD1	2.73	0.49
3:C:113:ILE:HD11	3:C:185:PHE:CZ	2.47	0.49
3:C:2709:ALA:CB	3:C:2758:MET:SD	3.00	0.49
3:C:2730:LEU:CD2	3:C:2738:ILE:HD13	2.37	0.49
3:C:3161:PHE:HB3	3:C:3203:ILE:HD11	1.95	0.49
4:D:92:TYR:CB	13:M:29:LYS:HA	2.43	0.49
4:D:553:TYR:HE1	4:D:595:PHE:CE2	2.29	0.49
5:E:112:LEU:HD23	5:E:116:VAL:CG2	2.42	0.49
5:E:116:VAL:HG11	6:F:99:ALA:CB	2.41	0.49
5:E:271:LEU:N	5:E:271:LEU:CD1	2.76	0.49
6:F:26:PHE:CZ	6:F:48:ILE:HG23	2.47	0.49
10:J:28:TRP:HA	10:J:28:TRP:HE3	1.77	0.49
12:L:16:LEU:HD11	12:L:35:ILE:CG2	2.42	0.49
13:M:10:THR:CG2	13:M:73:ILE:HG13	2.42	0.49
1:A:121:GLY:C	2:B:105:ALA:O	2.50	0.49
1:A:573:LEU:CD2	1:A:633:GLU:HG2	2.42	0.49
1:A:666:SER:HB3	1:A:695:LEU:CD1	2.43	0.49
1:A:1234:GLY:C	1:A:1252:PHE:C	2.61	0.49
1:A:2418:ILE:HG23	1:A:2428:VAL:HG22	1.93	0.49
1:A:3018:LEU:O	1:A:3022:CYS:SG	2.71	0.49
2:B:10:PRO:C	2:B:25:GLN:H	2.13	0.49
2:B:298:LEU:O	2:B:302:LEU:N	2.33	0.49
2:B:722:TYR:CE2	2:B:748:VAL:HG11	2.47	0.49
2:B:1604:LYS:HA	2:B:1945:GLN:NE2	2.26	0.49
2:B:2085:GLN:CG	2:B:2176:VAL:HG21	2.43	0.49
3:C:2698:LEU:O	3:C:2700:SER:N	2.41	0.49
3:C:2711:SER:HB2	3:C:2755:LEU:CD2	2.39	0.49
4:D:175:THR:H	13:M:61:PHE:C	2.13	0.49
4:D:528:TRP:HD1	4:D:535:GLN:N	2.05	0.49
7:G:79:VAL:HG21	7:G:146:ILE:CD1	2.42	0.49
7:G:103:ILE:N	7:G:104:PRO:HD2	2.27	0.49
13:M:72:TYR:CD1	13:M:72:TYR:C	2.85	0.49
14:N:75:GLN:CG	15:O:93:GLN:HG3	2.39	0.49

Continued on next page...

Continued from previous page...

Atom-1	Atom-2	Interatomic distance (Å)	Clash overlap (Å)
15:O:31:PRO:HD3	15:O:109:ASN:ND2	2.26	0.49
1:A:899:LEU:CD2	1:A:989:ILE:HG12	2.42	0.49
1:A:1016:PHE:CD2	1:A:1069:TYR:HB2	2.46	0.49
1:A:1100:LEU:HD21	1:A:1159:MET:CE	2.32	0.49
1:A:1140:GLU:N	4:D:169:ASN:ND2	2.57	0.49
1:A:1638:THR:OG1	1:A:1655:GLN:HG3	2.11	0.49
1:A:1787:ILE:HD13	1:A:1847:ILE:HD11	1.93	0.49
1:A:3255:GLU:HA	1:A:3271:GLU:CB	2.42	0.49
1:A:3303:ILE:CD1	1:A:3340:TYR:CD2	2.95	0.49
2:B:3150:VAL:HG22	2:B:3707:LEU:HD23	1.93	0.49
2:B:3445:LYS:CG	2:B:3487:PRO:CB	2.91	0.49
2:B:3582:ILE:HG23	2:B:3582:ILE:O	2.12	0.49
3:C:95:MET:HE2	3:C:116:THR:HG22	1.94	0.49
3:C:2365:GLY:O	3:C:2367:GLN:N	2.46	0.49
3:C:2720:PRO:C	3:C:2798:PHE:CE2	2.86	0.49
3:C:2794:ASN:C	3:C:2796:PRO:HD3	2.33	0.49
5:E:60:SER:HB3	10:J:87:GLN:CB	2.42	0.49
5:E:402:ILE:HD11	5:E:513:TYR:HB2	1.95	0.49
8:H:43:THR:OG1	9:I:86:ASP:OD2	2.29	0.49
9:I:62:TYR:CD1	9:I:62:TYR:C	2.85	0.49
12:L:55:LEU:HA	13:M:64:HIS:CE1	2.48	0.49
14:N:75:GLN:HB2	15:O:94:GLY:O	2.12	0.49
1:A:674:LEU:HD23	1:A:770:LEU:CB	2.43	0.49
1:A:801:ILE:HG13	5:E:149:THR:CB	2.28	0.49
1:A:841:ILE:HD12	1:A:961:ALA:HB1	1.93	0.49
1:A:1031:ILE:HG22	1:A:1034:SER:HG	1.78	0.49
1:A:1100:LEU:HG	1:A:1159:MET:HE1	1.95	0.49
1:A:3307:GLU:O	17:Q:30:LYS:CB	2.60	0.49
2:B:422:ARG:NH1	2:B:422:ARG:CB	2.73	0.49
2:B:444:LEU:O	5:E:515:LYS:CG	2.53	0.49
2:B:1521:VAL:HG22	2:B:1585:SER:CB	2.43	0.49
2:B:3311:ASN:O	2:B:3315:GLN:HG3	2.13	0.49
3:C:231:ILE:HG12	3:C:240:VAL:O	2.13	0.49
3:C:801:LEU:CB	3:C:824:MET:HE2	2.41	0.49
4:D:111:MET:SD	15:O:90:ILE:CG2	3.00	0.49
4:D:174:GLN:CD	12:L:49:LEU:HB3	2.33	0.49
4:D:298:ASN:HB3	4:D:591:THR:HG21	1.94	0.49
5:E:459:CYS:SG	5:E:460:ILE:N	2.86	0.49
7:G:58:SER:O	7:G:62:ASP:HB2	2.10	0.49
10:J:62:GLU:HG3	11:K:69:TYR:CZ	2.47	0.49
11:K:53:LYS:HG2	11:K:54:TYR:CE1	2.47	0.49

Continued on next page...

Continued from previous page...

Atom-1	Atom-2	Interatomic distance (Å)	Clash overlap (Å)
1:A:1016:PHE:HD2	1:A:1069:TYR:CD1	2.30	0.49
1:A:1031:ILE:CA	1:A:1092:TRP:CH2	2.96	0.49
1:A:1059:GLU:OE2	1:A:1093:LYS:HD3	2.12	0.49
1:A:1191:ILE:CG2	13:M:10:THR:O	2.60	0.49
1:A:3251:ILE:HD11	17:Q:64:LYS:O	1.76	0.49
1:A:3304:GLU:CB	17:Q:77:LEU:HA	2.43	0.49
2:B:658:GLN:NE2	2:B:672:ASN:CG	2.59	0.49
2:B:658:GLN:NE2	2:B:672:ASN:O	2.45	0.49
2:B:691:ARG:HD3	2:B:691:ARG:HA	1.53	0.49
2:B:920:SER:HB3	2:B:925:THR:HG21	1.94	0.49
2:B:1243:LYS:CA	2:B:1251:SER:N	2.76	0.49
2:B:1458:PHE:HZ	2:B:1563:VAL:CB	2.26	0.49
3:C:106:LEU:HD12	3:C:106:LEU:H	1.75	0.49
3:C:253:LEU:HD12	3:C:253:LEU:C	2.32	0.49
3:C:276:PHE:CZ	3:C:282:ARG:HA	2.47	0.49
3:C:2795:MET:N	3:C:2796:PRO:CD	2.75	0.49
4:D:96:PHE:CZ	10:J:89:VAL:HG21	2.48	0.49
4:D:196:CYS:SG	9:I:86:ASP:HA	2.52	0.49
4:D:372:VAL:HG11	4:D:414:PHE:CE2	2.47	0.49
4:D:386:TYR:CD1	4:D:433:LEU:CD1	2.92	0.49
9:I:85:TYR:OH	9:I:106:LEU:HD13	2.12	0.49
10:J:38:GLU:HB2	15:O:29:PHE:CZ	2.47	0.49
10:J:68:MET:HB3	10:J:76:TRP:CD1	2.48	0.49
13:M:20:VAL:HG22	13:M:45:PHE:HZ	1.76	0.49
13:M:32:LYS:HD2	13:M:32:LYS:N	2.28	0.49
1:A:614:PHE:CD1	1:A:644:LEU:HD23	2.45	0.49
1:A:695:LEU:HD23	1:A:695:LEU:O	2.13	0.49
1:A:1522:GLU:HA	1:A:1541:PHE:CZ	2.44	0.49
1:A:2840:VAL:CG1	1:A:3041:THR:HG21	2.42	0.49
1:A:3304:GLU:C	17:Q:78:SER:O	2.45	0.49
2:B:552:LYS:CG	2:B:622:VAL:HG22	2.43	0.49
2:B:655:LYS:NZ	2:B:701:ILE:O	2.44	0.49
2:B:864:ASN:HA	2:B:947:LEU:HD11	1.93	0.49
2:B:902:ILE:CG2	2:B:1076:LEU:CD1	2.90	0.49
2:B:956:LEU:O	2:B:959:ILE:HG13	2.13	0.49
2:B:1125:LYS:HG3	2:B:1200:ILE:HG21	1.93	0.49
2:B:1458:PHE:HZ	2:B:1563:VAL:CG1	2.25	0.49
3:C:2055:ILE:HG22	3:C:2059:LEU:HD11	1.94	0.49
3:C:2774:VAL:CG1	3:C:2780:VAL:HG22	2.42	0.49
5:E:57:SER:O	10:J:90:HIS:CE1	2.65	0.49
5:E:394:TRP:HD1	5:E:400:THR:C	2.16	0.49

Continued on next page...

Continued from previous page...

Atom-1	Atom-2	Interatomic distance (Å)	Clash overlap (Å)
6:F:11:LEU:CD2	6:F:23:TYR:HE1	1.86	0.49
7:G:33:LYS:O	7:G:34:SER:C	2.51	0.49
12:L:69:ILE:HD12	12:L:92:VAL:HG13	1.95	0.49
12:L:77:ILE:CD1	13:M:65:ILE:HD11	2.39	0.49
14:N:72:ILE:HG12	15:O:97:ILE:CB	2.38	0.49
1:A:1062:ILE:HG21	1:A:1086:SER:OG	2.13	0.49
1:A:1273:PHE:HB3	1:A:1275:LEU:HG	1.95	0.49
1:A:1460:ASN:HA	1:A:1552:MET:HE1	1.95	0.49
1:A:1562:ILE:N	1:A:1563:PRO:CD	2.75	0.49
1:A:3257:VAL:CG1	1:A:3266:VAL:HG22	2.43	0.49
2:B:17:ARG:CA	2:B:21:ALA:HB3	2.42	0.49
2:B:410:ASN:O	2:B:414:VAL:HG22	2.10	0.49
2:B:429:LEU:HD21	2:B:493:ARG:HD2	1.95	0.49
2:B:598:ARG:CA	5:E:367:LEU:HD13	2.42	0.49
2:B:3272:PRO:HG2	2:B:3275:LYS:CG	2.43	0.49
2:B:4104:LYS:HA	2:B:4256:LEU:HD13	1.95	0.49
3:C:60:LEU:CD2	3:C:69:TRP:CE3	2.86	0.49
3:C:3010:LEU:HA	3:C:3102:LEU:HB2	1.94	0.49
4:D:517:ILE:HG12	4:D:550:TRP:HZ2	1.63	0.49
5:E:160:CYS:SG	5:E:161:LYS:N	2.85	0.49
5:E:221:ILE:HG13	5:E:221:ILE:O	2.12	0.49
7:G:30:ILE:O	7:G:31:TYR:C	2.51	0.49
8:H:61:VAL:N	9:I:84:ALA:O	2.28	0.49
9:I:19:MET:CB	9:I:22:LYS:HE3	2.43	0.49
10:J:79:PHE:CZ	11:K:88:LEU:HD23	2.48	0.49
14:N:22:LYS:HE2	14:N:28:LYS:CB	2.43	0.49
15:O:41:LEU:HD23	15:O:67:LEU:HD12	1.94	0.49
15:O:46:LEU:HD23	15:O:115:TYR:CD2	2.48	0.49
1:A:688:PHE:CB	1:A:727:TYR:CE2	2.95	0.49
1:A:850:SER:HG	5:E:203:LEU:HD21	1.69	0.49
1:A:859:VAL:HG11	1:A:887:LYS:HG2	1.95	0.49
1:A:992:ASP:CG	1:A:995:ILE:HG12	2.34	0.49
1:A:1610:LEU:HD12	1:A:1610:LEU:O	2.13	0.49
1:A:3301:GLU:HA	17:Q:77:LEU:O	2.13	0.49
2:B:14:ILE:O	2:B:22:LEU:HA	2.13	0.49
2:B:835:GLN:O	2:B:839:LEU:HG	2.13	0.49
2:B:1316:ALA:O	16:P:60:PHE:O	2.29	0.49
3:C:165:GLY:HA3	3:C:174:PHE:HE2	1.72	0.49
3:C:884:ARG:HA	3:C:889:ILE:HD11	1.95	0.49
3:C:2093:GLN:HB2	3:C:2096:ILE:HG22	1.95	0.49
3:C:2892:ARG:NH2	3:C:3185:ASP:HB2	2.27	0.49

Continued on next page...

Continued from previous page...

Atom-1	Atom-2	Interatomic distance (Å)	Clash overlap (Å)
4:D:195:ILE:HD12	9:I:94:LEU:HD23	1.95	0.49
4:D:466:LYS:HZ1	4:D:511:PHE:H	1.61	0.49
4:D:508:TRP:HZ3	4:D:514:ARG:HA	1.78	0.49
5:E:100:GLU:HA	5:E:105:PHE:CD2	2.47	0.49
5:E:398:LEU:HD21	5:E:516:GLU:HB3	1.95	0.49
7:G:37:ARG:O	7:G:38:LYS:C	2.52	0.49
10:J:26:VAL:CG2	10:J:97:TYR:C	2.68	0.49
12:L:49:LEU:H	12:L:49:LEU:CD2	2.24	0.49
14:N:89:GLN:HE22	14:N:116:ALA:N	2.03	0.49
1:A:891:PHE:CZ	1:A:971:ASN:OD1	2.66	0.48
1:A:1535:PRO:CG	2:B:3861:ASN:ND2	2.76	0.48
1:A:3300:GLU:HB3	17:Q:76:ILE:HA	1.92	0.48
2:B:927:ARG:HH12	2:B:976:LEU:HB2	1.78	0.48
2:B:963:PHE:HZ	3:C:39:LEU:CG	2.06	0.48
2:B:2267:ILE:HD11	2:B:2308:LEU:HG	1.94	0.48
3:C:341:TRP:HB2	3:C:345:TRP:CD1	2.48	0.48
3:C:354:VAL:CG2	3:C:357:ILE:CG1	2.85	0.48
3:C:1993:THR:HG22	3:C:2023:ILE:HD11	1.94	0.48
4:D:172:GLU:CD	12:L:51:LYS:HE2	2.33	0.48
5:E:64:GLU:OE2	10:J:18:TYR:CZ	2.65	0.48
7:G:31:TYR:O	7:G:32:GLN:C	2.52	0.48
7:G:35:LEU:O	7:G:36:LYS:C	2.52	0.48
1:A:683:LYS:NZ	1:A:741:ASN:HD22	2.11	0.48
1:A:747:ILE:HD13	1:A:889:TYR:CE1	2.44	0.48
1:A:1126:VAL:CG1	1:A:1131:SER:OG	2.61	0.48
1:A:1825:ILE:HD12	1:A:1889:LEU:HA	1.95	0.48
1:A:1926:PHE:CB	1:A:1974:ILE:HG23	2.41	0.48
2:B:762:ILE:O	2:B:766:ILE:CG1	2.60	0.48
2:B:917:ILE:HG22	2:B:917:ILE:O	2.13	0.48
2:B:1139:LEU:CD2	2:B:1198:ILE:HD11	2.40	0.48
2:B:1490:GLN:HB3	2:B:3612:ASP:HB3	1.95	0.48
2:B:1606:PHE:CE1	2:B:1687:LEU:HA	2.47	0.48
2:B:3242:MET:HA	2:B:3245:LEU:HD12	1.95	0.48
19:B:5405:ADP:O1A	19:B:5405:ADP:H4'	2.13	0.48
3:C:700:LEU:CB	3:C:717:CYS:CB	2.92	0.48
3:C:1503:ILE:HD12	3:C:1523:PHE:CZ	2.48	0.48
3:C:2711:SER:CA	3:C:2751:TRP:CZ2	2.92	0.48
4:D:66:LEU:HD21	4:D:73:LYS:HG2	1.95	0.48
4:D:114:ASP:OD1	5:E:43:ARG:HG3	2.12	0.48
4:D:414:PHE:HD2	4:D:426:TRP:CG	2.21	0.48
4:D:421:GLY:CA	4:D:441:LEU:CD1	2.89	0.48

Continued on next page...

Continued from previous page...

Atom-1	Atom-2	Interatomic distance (Å)	Clash overlap (Å)
4:D:517:ILE:HD13	4:D:527:ILE:HA	1.95	0.48
5:E:64:GLU:OE2	10:J:18:TYR:OH	2.30	0.48
5:E:289:MET:SD	5:E:300:PRO:HG3	2.53	0.48
6:F:48:ILE:CG1	6:F:98:LEU:CD2	2.85	0.48
14:N:17:ILE:HG23	14:N:110:VAL:HG11	1.96	0.48
1:A:902:THR:HG21	1:A:989:ILE:CD1	2.42	0.48
1:A:1041:ASN:HA	1:A:1047:ASN:ND2	2.23	0.48
1:A:1091:GLU:OE1	1:A:1091:GLU:HA	2.14	0.48
1:A:1418:ASP:HA	1:A:1421:GLU:HB2	1.95	0.48
1:A:1535:PRO:HB3	2:B:3861:ASN:ND2	2.27	0.48
1:A:3251:ILE:HD12	17:Q:64:LYS:CB	2.31	0.48
2:B:361:LYS:HA	2:B:477:ILE:CG2	2.42	0.48
2:B:659:THR:HA	2:B:757:TRP:CE2	2.48	0.48
2:B:762:ILE:HG23	2:B:766:ILE:CG1	2.38	0.48
2:B:801:ILE:HG13	2:B:878:ALA:CA	2.42	0.48
2:B:963:PHE:CB	3:C:41:ASN:HA	2.40	0.48
2:B:966:LYS:HG2	3:C:344:ASN:N	2.28	0.48
2:B:1492:LYS:NZ	2:B:3606:GLN:CG	2.76	0.48
3:C:109:ASN:HB3	3:C:145:PRO:HG3	1.95	0.48
3:C:276:PHE:CE2	3:C:282:ARG:HA	2.47	0.48
3:C:2531:LEU:HB3	3:C:2536:LEU:HD11	1.95	0.48
3:C:2727:ILE:O	3:C:2730:LEU:HD12	1.98	0.48
4:D:180:ILE:HB	10:J:75:TYR:HE1	1.75	0.48
4:D:395:HIS:CD2	4:D:399:VAL:HG12	2.33	0.48
4:D:512:HIS:HD2	4:D:513:PRO:CD	2.19	0.48
6:F:47:HIS:O	6:F:51:LEU:HD13	2.13	0.48
7:G:125:PHE:HZ	7:G:136:MET:CE	2.24	0.48
8:H:12:LYS:HE2	8:H:80:TYR:OH	2.13	0.48
12:L:70:GLY:O	12:L:109:LYS:CE	2.60	0.48
1:A:709:ILE:HD12	4:D:454:ILE:CG2	2.42	0.48
1:A:850:SER:O	5:E:204:ASN:HA	2.13	0.48
1:A:1183:LEU:HD23	1:A:1183:LEU:O	2.14	0.48
1:A:1216:ILE:HD11	1:A:1275:LEU:CD1	2.44	0.48
1:A:1638:THR:CG2	1:A:1655:GLN:NE2	2.30	0.48
1:A:3260:LYS:NZ	1:A:3267:LEU:CD2	2.77	0.48
2:B:581:ASN:HD22	5:E:184:MET:CE	2.22	0.48
2:B:862:TYR:CD1	2:B:862:TYR:C	2.86	0.48
2:B:953:GLY:N	3:C:282:ARG:NH1	2.61	0.48
2:B:1111:LYS:HA	2:B:1114:LEU:HD12	1.94	0.48
2:B:1205:PHE:HZ	2:B:1284:LEU:O	1.96	0.48
3:C:114:LEU:HB2	3:C:121:TRP:CD2	2.48	0.48

Continued on next page...

Continued from previous page...

Atom-1	Atom-2	Interatomic distance (Å)	Clash overlap (Å)
3:C:1567:LEU:HD22	3:C:1619:ASP:HB3	1.94	0.48
4:D:403:LYS:HB2	4:D:462:PHE:CZ	2.47	0.48
4:D:529:ASP:HB3	4:D:532:TYR:HD2	1.79	0.48
5:E:308:GLU:OE1	5:E:343:LEU:HD11	2.14	0.48
5:E:325:ASN:HB2	5:E:375:ARG:HD2	1.95	0.48
9:I:26:ASN:HB3	9:I:98:PHE:CE2	2.42	0.48
10:J:86:CYS:SG	11:K:61:VAL:CB	2.98	0.48
11:K:21:MET:HG2	11:K:54:TYR:CE2	2.47	0.48
11:K:34:GLU:OE2	11:K:34:GLU:HA	2.12	0.48
1:A:868:LEU:CD1	1:A:868:LEU:H	2.25	0.48
1:A:952:GLN:NE2	1:A:1010:LYS:NZ	2.61	0.48
1:A:1146:GLN:HE21	13:M:9:ALA:HA	1.79	0.48
1:A:1534:MET:HB3	1:A:1537:GLN:CG	2.43	0.48
1:A:2515:MET:HA	1:A:2553:LYS:O	2.13	0.48
2:B:467:VAL:C	2:B:471:THR:HG1	1.95	0.48
2:B:775:GLN:O	2:B:779:THR:HG23	2.13	0.48
2:B:947:LEU:HD22	2:B:947:LEU:N	2.29	0.48
2:B:957:GLN:HE21	2:B:957:GLN:HA	1.78	0.48
2:B:966:LYS:HD3	3:C:344:ASN:C	2.32	0.48
2:B:979:ILE:C	2:B:983:CYS:SG	2.87	0.48
2:B:3297:PHE:CE2	2:B:3302:ILE:CD1	2.96	0.48
2:B:3770:MET:HA	2:B:4089:LEU:HD13	1.95	0.48
3:C:261:ILE:HG23	3:C:385:ASP:CB	2.43	0.48
3:C:352:LEU:H	3:C:352:LEU:CD1	2.27	0.48
3:C:2096:ILE:HD11	3:C:2141:TYR:CD2	2.48	0.48
3:C:2585:PHE:HE1	3:C:2929:LEU:N	2.11	0.48
3:C:2639:ASP:CB	3:C:2643:GLU:OE2	2.56	0.48
4:D:410:LYS:HE3	4:D:413:ASN:HD21	1.79	0.48
4:D:483:LYS:NZ	4:D:530:SER:HB3	2.28	0.48
4:D:525:VAL:HG23	4:D:545:VAL:HG21	1.94	0.48
9:I:49:ASN:ND2	9:I:59:ALA:HA	2.28	0.48
12:L:73:GLU:HB2	13:M:66:ILE:HD12	1.89	0.48
15:O:46:LEU:HD23	15:O:115:TYR:CE2	2.48	0.48
1:A:15:THR:HA	2:B:19:SER:CA	2.30	0.48
1:A:121:GLY:N	2:B:105:ALA:O	2.46	0.48
1:A:892:TRP:CE2	7:G:13:ASP:CB	2.96	0.48
1:A:909:MET:O	1:A:913:VAL:HG23	2.13	0.48
1:A:1012:LYS:CG	1:A:1071:ILE:HD12	2.41	0.48
1:A:1449:ILE:HG13	1:A:1452:LYS:NZ	2.28	0.48
1:A:3308:PRO:CD	17:Q:56:SER:CA	2.87	0.48
2:B:655:LYS:HZ1	2:B:701:ILE:HG22	1.69	0.48

Continued on next page...

Continued from previous page...

Atom-1	Atom-2	Interatomic distance (Å)	Clash overlap (Å)
2:B:798:ASN:HB2	2:B:874:ALA:CA	2.43	0.48
2:B:966:LYS:HB2	3:C:345:TRP:HZ3	1.65	0.48
2:B:1117:ILE:HG12	2:B:1190:ILE:HD11	0.74	0.48
2:B:1427:VAL:O	2:B:1431:VAL:HG23	2.14	0.48
2:B:2862:LEU:HD13	2:B:2864:LEU:HG	1.94	0.48
2:B:3147:GLN:NE2	2:B:3427:ALA:HB2	2.29	0.48
2:B:3265:GLN:HG3	2:B:3283:PHE:HE2	1.78	0.48
2:B:3457:PHE:CE1	2:B:3498:LEU:HD11	2.49	0.48
2:B:4353:ILE:HG22	2:B:4425:LEU:HD13	1.96	0.48
3:C:1864:ILE:HD11	3:C:1910:ILE:CG2	2.43	0.48
3:C:2848:THR:O	3:C:2852:ASN:CG	2.52	0.48
4:D:106:ILE:HD12	4:D:106:ILE:C	2.34	0.48
4:D:299:VAL:HG11	4:D:302:ILE:HD11	1.94	0.48
5:E:35:VAL:C	14:N:78:HIS:HD1	2.15	0.48
5:E:64:GLU:OE1	10:J:18:TYR:OH	2.32	0.48
5:E:376:SER:HB3	5:E:417:TRP:CE3	2.49	0.48
5:E:386:VAL:HG21	5:E:415:GLY:HA3	1.95	0.48
7:G:36:LYS:O	7:G:37:ARG:C	2.52	0.48
9:I:24:ILE:HD13	9:I:98:PHE:CE1	2.43	0.48
12:L:50:GLU:OE2	13:M:61:PHE:HA	2.14	0.48
12:L:74:TRP:HA	12:L:109:LYS:HG2	1.96	0.48
12:L:84:CYS:HB3	13:M:56:ILE:HG12	1.87	0.48
17:Q:108:GLU:HA	17:Q:129:ILE:H	1.78	0.48
1:A:1151:MET:CE	4:D:176:ILE:CB	2.89	0.48
1:A:1458:MET:HE3	1:A:1548:TRP:HE1	1.78	0.48
1:A:1790:HIS:NE2	1:A:1794:ILE:HD11	2.28	0.48
2:B:86:LYS:HA	2:B:104:VAL:O	2.13	0.48
2:B:575:ASN:HB2	5:E:481:GLN:CD	2.34	0.48
2:B:2333:PRO:HB3	20:B:5403:ATP:HN62	1.79	0.48
2:B:2839:ILE:N	2:B:2840:PRO:HD2	2.28	0.48
2:B:3140:LEU:HD23	2:B:3140:LEU:O	2.12	0.48
2:B:3264:ASN:ND2	2:B:3303:GLU:CD	2.64	0.48
2:B:3984:PHE:CE2	2:B:4076:LEU:HD11	2.49	0.48
3:C:2984:TRP:HB3	3:C:2989:LEU:HD23	1.95	0.48
3:C:3012:ILE:HD12	3:C:3121:LEU:HD11	1.96	0.48
4:D:543:MET:SD	4:D:563:MET:HB2	2.51	0.48
4:D:556:THR:HB	4:D:571:LEU:CG	2.44	0.48
6:F:61:LYS:CD	8:H:33:ASP:O	2.62	0.48
6:F:80:ARG:N	7:G:125:PHE:O	2.42	0.48
7:G:16:ILE:O	7:G:17:ILE:C	2.52	0.48
1:A:576:TYR:CE1	1:A:620:PRO:CA	2.96	0.48

Continued on next page...

Continued from previous page...

Atom-1	Atom-2	Interatomic distance (Å)	Clash overlap (Å)
1:A:936:GLN:C	1:A:937:LEU:HD12	2.33	0.48
1:A:971:ASN:HB3	1:A:983:ALA:CB	2.43	0.48
1:A:1631:PHE:CD1	1:A:1631:PHE:N	2.80	0.48
1:A:3249:ILE:HG12	1:A:3273:TYR:CB	2.43	0.48
1:A:3255:GLU:CB	1:A:3271:GLU:HB2	2.44	0.48
1:A:3269:LEU:HD21	1:A:3312:GLN:CD	2.34	0.48
1:A:3896:LEU:N	1:A:3897:PRO:HD2	2.29	0.48
2:B:35:THR:HA	2:B:36:GLN:HA	1.69	0.48
2:B:429:LEU:HD22	2:B:492:PHE:CE2	2.48	0.48
2:B:3255:THR:HG1	2:B:3337:CYS:HG	1.41	0.48
3:C:10:LEU:HD11	3:C:67:CYS:HB3	1.95	0.48
3:C:147:TYR:C	3:C:147:TYR:CD2	2.87	0.48
3:C:196:PRO:CB	3:C:239:TRP:CH2	2.96	0.48
3:C:997:LEU:HB2	3:C:1051:GLN:HE22	1.79	0.48
3:C:2709:ALA:HB2	3:C:2758:MET:HG2	1.95	0.48
4:D:248:MET:HE2	7:G:147:VAL:HG23	1.95	0.48
5:E:279:CYS:SG	5:E:291:TRP:HB2	2.53	0.48
6:F:62:VAL:HG11	7:G:106:LEU:HD21	1.95	0.48
7:G:32:GLN:O	7:G:33:LYS:C	2.52	0.48
8:H:83:GLN:HA	8:H:83:GLN:OE1	2.13	0.48
14:N:8:TYR:HE1	14:N:13:VAL:HG21	1.77	0.48
14:N:72:ILE:CG1	15:O:97:ILE:CG2	2.71	0.48
1:A:666:SER:HB3	1:A:695:LEU:HD12	1.95	0.48
1:A:853:VAL:O	5:E:206:ASN:HA	2.12	0.48
1:A:879:LEU:HD12	1:A:882:GLU:CD	2.34	0.48
1:A:935:VAL:CG2	1:A:1017:LEU:CD2	2.89	0.48
1:A:1028:LYS:HG2	1:A:1029:GLU:N	2.28	0.48
1:A:1393:TYR:O	1:A:1397:ASP:N	2.46	0.48
1:A:1623:ILE:HG22	1:A:1623:ILE:O	2.12	0.48
1:A:2498:ALA:HB2	19:A:4701:ADP:H8	1.79	0.48
1:A:3220:ILE:CG2	1:A:3286:PHE:CD2	2.97	0.48
1:A:4477:MET:HG3	1:A:4524:VAL:HG23	1.96	0.48
2:B:1230:MET:HE1	2:B:1266:VAL:C	2.33	0.48
2:B:3446:SER:HB2	2:B:3489:THR:HG23	0.54	0.48
3:C:334:ARG:HG3	3:C:336:ILE:HD11	1.95	0.48
3:C:2794:ASN:O	3:C:2799:THR:HG22	2.13	0.48
5:E:74:SER:CB	9:I:56:ILE:HB	2.44	0.48
8:H:36:ASN:HD22	8:H:36:ASN:N	2.10	0.48
11:K:80:PHE:CD1	11:K:80:PHE:C	2.88	0.48
1:A:156:VAL:CB	2:B:168:ILE:C	2.83	0.48
1:A:688:PHE:CG	1:A:727:TYR:CD2	3.01	0.48

Continued on next page...

Continued from previous page...

Atom-1	Atom-2	Interatomic distance (Å)	Clash overlap (Å)
1:A:800:ASP:O	1:A:804:ASN:HB2	2.14	0.48
1:A:1458:MET:SD	1:A:1549:MET:HA	2.54	0.48
1:A:1513:LYS:CE	1:A:1578:ASN:CG	2.53	0.48
1:A:1915:VAL:HA	1:A:1970:VAL:HG21	1.96	0.48
1:A:2697:ARG:HG2	19:A:4701:ADP:O3'	2.13	0.48
1:A:3249:ILE:HD11	1:A:3273:TYR:C	2.34	0.48
1:A:3308:PRO:CD	17:Q:56:SER:CB	2.92	0.48
2:B:459:ILE:HG23	2:B:499:LEU:HD12	1.96	0.48
2:B:584:PRO:CD	5:E:186:PHE:HD2	2.27	0.48
2:B:909:SER:C	2:B:995:TYR:HE1	2.16	0.48
2:B:938:PHE:CD2	2:B:956:LEU:CD1	2.96	0.48
2:B:1057:LEU:CD1	2:B:1098:TYR:CD2	2.97	0.48
4:D:100:GLU:OE2	4:D:100:GLU:HA	2.13	0.48
4:D:117:TRP:CE3	4:D:118:LYS:O	2.67	0.48
5:E:84:VAL:CG1	5:E:91:GLU:HB3	2.44	0.48
6:F:54:ASP:CG	7:G:109:LYS:CE	2.82	0.48
8:H:67:SER:HB3	9:I:78:ILE:HG22	1.84	0.48
13:M:23:ILE:HG22	13:M:41:ILE:HD13	1.96	0.48
1:A:5:LYS:C	1:A:6:TYR:N	2.67	0.47
1:A:607:ILE:HD13	1:A:655:PHE:HB2	1.95	0.47
1:A:854:GLU:OE1	5:E:202:LEU:O	2.32	0.47
1:A:1013:VAL:HG22	1:A:1076:LEU:HD21	1.96	0.47
1:A:1052:LEU:HD12	1:A:1162:LEU:HD21	1.96	0.47
1:A:3220:ILE:HG21	1:A:3286:PHE:CD2	2.49	0.47
1:A:3306:LEU:HA	17:Q:58:SER:CB	2.44	0.47
2:B:59:THR:O	2:B:81:ILE:C	2.51	0.47
2:B:426:ILE:HG21	2:B:478:MET:SD	2.54	0.47
2:B:533:ARG:O	2:B:537:ALA:HB2	2.13	0.47
2:B:899:LEU:CD1	2:B:900:PHE:H	2.21	0.47
2:B:1611:PHE:CE1	2:B:1925:PHE:HZ	2.32	0.47
2:B:3089:ILE:HG22	2:B:3106:THR:HG21	1.96	0.47
3:C:24:HIS:CD2	3:C:325:SER:HB3	2.49	0.47
3:C:172:LEU:C	3:C:172:LEU:HD12	2.34	0.47
3:C:2798:PHE:HD1	3:C:2803:MET:SD	2.23	0.47
4:D:92:TYR:CE1	13:M:29:LYS:HD3	2.49	0.47
4:D:361:ALA:HB2	5:E:133:PHE:CE2	2.49	0.47
5:E:24:GLU:OE2	14:N:91:THR:HB	2.14	0.47
5:E:95:PHE:HE1	6:F:31:ILE:HD13	1.79	0.47
6:F:80:ARG:NH2	6:F:103:CYS:SG	2.85	0.47
7:G:18:GLN:O	7:G:19:GLN:C	2.52	0.47
8:H:24:VAL:HG22	8:H:49:PHE:HZ	1.79	0.47

Continued on next page...

Continued from previous page...

Atom-1	Atom-2	Interatomic distance (Å)	Clash overlap (Å)
10:J:65:LYS:C	10:J:65:LYS:HD3	2.34	0.47
16:P:24:ASN:HA	16:P:96:GLY:N	2.29	0.47
1:A:597:VAL:CG2	4:D:502:ALA:HB3	2.40	0.47
1:A:617:ILE:HG22	1:A:644:LEU:HD11	1.96	0.47
1:A:1051:GLN:CD	1:A:1096:TYR:HH	1.91	0.47
1:A:1118:LEU:CD2	1:A:1118:LEU:H	2.25	0.47
1:A:1417:GLU:O	1:A:1421:GLU:CA	2.62	0.47
1:A:3311:ASN:ND2	17:Q:31:LEU:CA	2.68	0.47
2:B:527:PHE:CD2	2:B:530:LEU:HD23	2.48	0.47
2:B:599:ILE:HG22	2:B:626:TYR:CE1	2.49	0.47
2:B:682:LYS:HE2	5:E:186:PHE:CZ	2.48	0.47
2:B:714:ALA:HA	2:B:717:MET:CE	2.43	0.47
2:B:966:LYS:CA	3:C:344:ASN:CA	2.81	0.47
2:B:1529:TYR:CZ	2:B:1533:LEU:HD12	2.48	0.47
2:B:2128:ASP:HB3	2:B:4466:LEU:HB2	1.96	0.47
2:B:3150:VAL:HG22	2:B:3707:LEU:HD21	1.96	0.47
3:C:2804:ALA:HB1	3:C:2811:LYS:HD2	1.96	0.47
4:D:395:HIS:CD2	4:D:399:VAL:HG13	2.45	0.47
5:E:112:LEU:HD21	6:F:97:MET:CE	2.43	0.47
7:G:77:LEU:HB2	7:G:90:PHE:CE2	2.48	0.47
13:M:20:VAL:HG22	13:M:45:PHE:CZ	2.49	0.47
1:A:1441:ASN:HA	1:A:1562:ILE:CD1	2.44	0.47
1:A:1599:PHE:HE2	1:A:1630:LEU:HD22	1.80	0.47
1:A:1637:VAL:HG11	1:A:1653:ILE:HD13	1.96	0.47
1:A:2727:LEU:HD22	1:A:2772:GLU:HG2	1.96	0.47
1:A:3297:SER:HB3	1:A:3299:ASN:OD1	2.14	0.47
2:B:17:ARG:HA	2:B:21:ALA:HB3	1.96	0.47
2:B:508:THR:CG2	2:B:539:GLU:CD	2.82	0.47
2:B:521:PHE:HE2	2:B:609:LEU:HD21	1.78	0.47
2:B:638:ASP:O	2:B:642:LEU:CB	2.62	0.47
2:B:749:LYS:HB2	2:B:750:PRO:HD3	1.95	0.47
2:B:2267:ILE:CD1	2:B:2311:ALA:HB2	2.44	0.47
2:B:2619:SER:N	2:B:2620:PRO:HD2	2.29	0.47
2:B:3173:ILE:CG2	2:B:3177:LYS:HE3	2.44	0.47
3:C:124:PRO:HB3	3:C:185:PHE:CD1	2.48	0.47
3:C:261:ILE:CB	3:C:360:PRO:HB3	2.40	0.47
3:C:1890:LEU:HB3	3:C:1901:LEU:HD21	1.96	0.47
3:C:2589:LEU:CA	3:C:2928:VAL:HG11	2.44	0.47
3:C:2725:ALA:O	3:C:2728:TYR:CD2	2.67	0.47
3:C:2725:ALA:CA	3:C:2728:TYR:HE2	2.17	0.47
4:D:355:PHE:HE1	4:D:377:ILE:HD11	1.79	0.47

Continued on next page...

Continued from previous page...

Atom-1	Atom-2	Interatomic distance (Å)	Clash overlap (Å)
4:D:537:ILE:HD13	4:D:647:TYR:OH	2.14	0.47
5:E:46:ASN:CA	12:L:88:PHE:CE1	2.96	0.47
5:E:131:GLU:HB2	5:E:134:GLU:HB2	1.95	0.47
5:E:198:TYR:HB3	5:E:208:PRO:CB	2.43	0.47
5:E:280:VAL:HG11	5:E:333:PHE:HE2	1.77	0.47
9:I:75:TRP:CE3	9:I:109:LYS:HB2	2.49	0.47
9:I:81:GLU:OE2	9:I:102:ASN:CB	2.51	0.47
10:J:86:CYS:HB2	11:K:61:VAL:CG1	2.28	0.47
12:L:84:CYS:HB3	13:M:56:ILE:CA	2.40	0.47
16:P:27:ASN:CA	16:P:95:GLU:HA	2.44	0.47
1:A:790:LYS:HA	5:E:433:TRP:HZ2	1.80	0.47
1:A:805:ARG:HG3	5:E:151:MET:HE2	1.94	0.47
1:A:894:PHE:CD1	1:A:972:TRP:HH2	2.33	0.47
1:A:1277:ASN:HB3	1:A:1280:TYR:CB	2.44	0.47
1:A:2120:ILE:HB	1:A:2121:PRO:HD3	1.95	0.47
1:A:2298:LEU:CD2	20:A:4702:ATP:N7	2.77	0.47
1:A:2696:MET:CE	19:A:4701:ADP:C8	2.97	0.47
1:A:3269:LEU:HA	17:Q:37:PRO:HA	1.22	0.47
1:A:3269:LEU:HA	17:Q:34:GLN:O	2.14	0.47
1:A:3322:ALA:CB	1:A:3333:LEU:HD12	2.44	0.47
2:B:436:PHE:CB	2:B:463:PHE:CD2	2.97	0.47
2:B:579:PHE:CE2	5:E:369:PRO:HG2	2.48	0.47
2:B:736:LEU:HD23	2:B:736:LEU:C	2.35	0.47
2:B:984:ASN:O	2:B:987:ARG:CG	2.63	0.47
2:B:1116:PHE:N	2:B:1119:LYS:HZ2	2.10	0.47
2:B:1455:VAL:HG12	2:B:1456:PHE:H	1.71	0.47
2:B:1708:ALA:HA	2:B:1711:TRP:CD1	2.49	0.47
2:B:4216:MET:HA	2:B:4220:LEU:HD12	1.94	0.47
3:C:172:LEU:HD12	3:C:173:ALA:O	2.14	0.47
3:C:1221:THR:O	3:C:1225:THR:HG23	2.14	0.47
4:D:75:LEU:CD1	15:O:102:LEU:CD1	2.88	0.47
4:D:116:ILE:HG13	5:E:43:ARG:HD3	1.96	0.47
4:D:204:ILE:HG21	9:I:101:GLY:O	2.14	0.47
4:D:239:THR:HA	4:D:242:LYS:HD3	1.96	0.47
5:E:129:LEU:CD1	6:F:80:ARG:NE	2.77	0.47
5:E:198:TYR:HB2	5:E:200:TRP:CZ3	2.49	0.47
8:H:60:ILE:CG2	9:I:85:TYR:HB3	2.44	0.47
11:K:46:ILE:CD1	11:K:87:ILE:HD13	2.44	0.47
13:M:3:HIS:CE1	13:M:78:ASN:HB3	2.50	0.47
1:A:948:LEU:CB	1:A:1010:LYS:HD3	2.43	0.47
1:A:1216:ILE:HD11	1:A:1275:LEU:HD13	1.96	0.47

Continued on next page...

Continued from previous page...

Atom-1	Atom-2	Interatomic distance (Å)	Clash overlap (Å)
1:A:2117:GLU:HG2	1:A:2141:ILE:HD11	1.95	0.47
1:A:3128:THR:HG22	1:A:3422:LEU:CB	2.38	0.47
2:B:225:PRO:HA	2:B:298:LEU:CB	2.44	0.47
2:B:659:THR:CB	2:B:757:TRP:NE1	2.66	0.47
2:B:675:PRO:O	5:E:187:GLN:NE2	2.47	0.47
2:B:724:HIS:ND1	2:B:728:CYS:SG	2.87	0.47
2:B:886:ILE:HD11	2:B:976:LEU:HD21	1.96	0.47
2:B:2685:LYS:HA	2:B:2711:VAL:HG11	1.96	0.47
2:B:3092:ALA:HB1	2:B:3472:LEU:HD11	1.96	0.47
3:C:89:ALA:CB	3:C:95:MET:HG2	2.44	0.47
3:C:149:HIS:HA	3:C:162:GLY:HA3	1.95	0.47
3:C:246:HIS:HE1	3:C:292:PHE:CD2	2.32	0.47
3:C:2204:ILE:HB	3:C:3956:ALA:HB1	1.97	0.47
3:C:2600:LYS:CE	3:C:2918:GLU:HB2	2.45	0.47
4:D:620:LEU:HD12	4:D:620:LEU:C	2.31	0.47
5:E:285:ASP:CG	5:E:285:ASP:O	2.53	0.47
7:G:34:SER:O	7:G:35:LEU:C	2.52	0.47
10:J:19:LYS:HB3	10:J:28:TRP:HA	1.97	0.47
11:K:36:TYR:CD2	11:K:41:LYS:HB3	2.45	0.47
1:A:598:ARG:CD	4:D:504:TYR:HD1	2.27	0.47
1:A:755:HIS:HE1	1:A:869:TYR:CB	2.27	0.47
1:A:935:VAL:HA	1:A:944:LEU:HD23	1.97	0.47
1:A:1012:LYS:CE	1:A:1071:ILE:CB	2.42	0.47
1:A:1157:GLN:CB	1:A:1180:ARG:HH21	2.17	0.47
1:A:1830:TRP:CZ2	1:A:1832:SER:HB2	2.49	0.47
1:A:2033:LEU:CD2	1:A:4498:LEU:HD23	2.44	0.47
1:A:2363:LEU:HD23	1:A:2390:SER:HA	1.97	0.47
1:A:2489:ALA:O	1:A:2608:ILE:HA	2.13	0.47
1:A:3095:TYR:HD1	1:A:3455:SER:HG	1.59	0.47
2:B:591:TRP:HE1	5:E:411:TYR:HH	1.62	0.47
2:B:613:ILE:O	2:B:616:ARG:HG3	2.14	0.47
2:B:714:ALA:HB1	2:B:766:ILE:CD1	2.44	0.47
2:B:966:LYS:CG	3:C:343:ASN:C	2.58	0.47
2:B:1532:PHE:CE1	2:B:1539:ARG:HB2	2.49	0.47
2:B:2516:HIS:HE2	2:B:2676:MET:HA	1.80	0.47
2:B:3770:MET:HE1	2:B:4080:PRO:CB	2.45	0.47
2:B:4315:LYS:HA	2:B:4367:LEU:HD11	1.96	0.47
3:C:2737:ALA:O	3:C:2746:PRO:HG2	2.15	0.47
3:C:2899:LEU:HD23	3:C:2899:LEU:O	2.14	0.47
3:C:4129:TYR:O	3:C:4164:LEU:HA	2.14	0.47
4:D:294:GLN:NE2	4:D:328:LEU:HD13	2.29	0.47

Continued on next page...

Continued from previous page...

Atom-1	Atom-2	Interatomic distance (Å)	Clash overlap (Å)
4:D:372:VAL:CG1	4:D:414:PHE:CE2	2.97	0.47
5:E:306:ILE:CG2	5:E:343:LEU:HD12	2.43	0.47
5:E:395:VAL:HG12	5:E:396:GLU:N	2.30	0.47
14:N:116:ALA:HB1	15:O:131:PHE:CE1	2.48	0.47
1:A:157:ALA:O	1:A:160:GLU:N	2.45	0.47
1:A:576:TYR:HE1	1:A:620:PRO:C	2.06	0.47
1:A:603:GLU:CG	1:A:662:LYS:HE3	2.44	0.47
1:A:797:ASN:HD22	5:E:452:VAL:C	2.18	0.47
1:A:801:ILE:HA	5:E:149:THR:O	2.14	0.47
1:A:879:LEU:HB2	1:A:882:GLU:CD	2.35	0.47
1:A:1599:PHE:CE2	1:A:1601:ARG:HB2	2.50	0.47
1:A:1606:SER:HB2	1:A:1608:PRO:HD2	1.96	0.47
1:A:2336:PHE:HZ	1:A:2411:LEU:CD2	2.27	0.47
1:A:3043:ILE:HD11	1:A:3059:LEU:HD23	1.95	0.47
1:A:3233:ILE:HD12	1:A:3329:ALA:HB2	1.95	0.47
1:A:3247:ARG:CG	17:Q:127:ASN:N	2.75	0.47
1:A:3252:GLN:HE22	17:Q:5:THR:CB	2.27	0.47
1:A:3270:LYS:HE3	17:Q:57:LEU:O	1.98	0.47
1:A:3301:GLU:N	17:Q:99:GLN:CB	2.77	0.47
1:A:3568:LEU:HD23	1:A:3568:LEU:C	2.35	0.47
2:B:349:ASN:HA	2:B:416:LEU:HD22	1.88	0.47
2:B:544:HIS:CE1	2:B:609:LEU:CG	2.95	0.47
2:B:619:TYR:CD1	2:B:619:TYR:C	2.88	0.47
2:B:744:MET:SD	2:B:772:ILE:CD1	2.99	0.47
2:B:919:GLU:N	2:B:927:ARG:HD2	2.30	0.47
2:B:938:PHE:HB3	2:B:956:LEU:HD13	1.97	0.47
2:B:951:MET:N	2:B:952:PRO:CD	2.78	0.47
2:B:1061:GLN:HG2	2:B:1091:VAL:CG1	2.45	0.47
2:B:1237:ARG:CD	2:B:1260:ALA:CA	2.84	0.47
2:B:1521:VAL:CG2	2:B:1585:SER:HB3	2.45	0.47
2:B:1602:LYS:HD2	2:B:1683:GLU:OE1	1.98	0.47
2:B:1603:LYS:HB3	2:B:1610:TYR:CZ	2.50	0.47
2:B:3125:LYS:NZ	2:B:3447:MET:SD	2.83	0.47
2:B:3239:VAL:HG13	2:B:3291:ILE:HD11	1.96	0.47
2:B:3261:ILE:C	2:B:3306:ILE:CG2	2.82	0.47
2:B:4040:MET:HG2	2:B:4075:PHE:HB2	1.97	0.47
3:C:29:VAL:CG2	3:C:92:ALA:HA	2.43	0.47
3:C:113:ILE:HD11	3:C:124:PRO:HG3	1.96	0.47
3:C:146:ARG:HG3	3:C:149:HIS:ND1	2.29	0.47
3:C:352:LEU:HD13	3:C:352:LEU:H	1.79	0.47
3:C:1718:VAL:HG21	3:C:1737:LEU:HD21	1.97	0.47

Continued on next page...

Continued from previous page...

Atom-1	Atom-2	Interatomic distance (Å)	Clash overlap (Å)
3:C:2709:ALA:CB	3:C:2758:MET:HG2	2.45	0.47
3:C:2792:TYR:C	3:C:2796:PRO:CD	2.75	0.47
4:D:162:LEU:HD23	4:D:162:LEU:O	2.14	0.47
4:D:172:GLU:OE2	12:L:55:LEU:HB2	2.14	0.47
4:D:199:ILE:HD11	9:I:98:PHE:CD2	2.49	0.47
4:D:294:GLN:CG	4:D:297:LYS:HZ1	2.28	0.47
4:D:386:TYR:HE1	5:E:142:VAL:HG12	1.79	0.47
4:D:426:TRP:CE3	4:D:435:PRO:HB3	2.48	0.47
4:D:518:SER:HG	4:D:528:TRP:HZ3	0.64	0.47
4:D:529:ASP:CB	4:D:532:TYR:HD2	2.28	0.47
4:D:553:TYR:OH	4:D:620:LEU:CD1	2.62	0.47
5:E:44:ASN:N	5:E:45:PRO:CD	2.77	0.47
5:E:64:GLU:CD	10:J:18:TYR:CE2	2.88	0.47
5:E:120:ILE:HG23	6:F:101:GLN:OE1	2.15	0.47
8:H:50:ARG:HH22	9:I:88:THR:HG21	1.80	0.47
9:I:26:ASN:HD22	9:I:98:PHE:HE2	1.63	0.47
1:A:688:PHE:HD2	1:A:772:TRP:CH2	2.33	0.47
1:A:818:LEU:HB2	1:A:844:LYS:CG	2.45	0.47
1:A:1066:VAL:HG11	1:A:1068:THR:O	2.14	0.47
1:A:1458:MET:HE2	1:A:1518:TRP:CH2	2.49	0.47
1:A:2866:VAL:HG11	1:A:3026:TRP:CZ3	2.50	0.47
1:A:3302:THR:CG2	17:Q:101:TRP:CB	2.93	0.47
2:B:802:ILE:HD11	2:B:882:LEU:HD11	1.67	0.47
2:B:861:ASP:HB3	3:C:171:ARG:CD	2.32	0.47
2:B:1480:HIS:O	2:B:1484:LEU:CB	2.63	0.47
2:B:3074:ILE:HG23	2:B:3486:ILE:HD12	1.97	0.47
2:B:3321:PHE:O	2:B:3321:PHE:CG	2.68	0.47
3:C:35:MET:HE1	3:C:325:SER:OG	2.14	0.47
3:C:227:SER:HB3	3:C:249:PRO:HA	1.97	0.47
3:C:231:ILE:HG13	3:C:231:ILE:O	2.15	0.47
3:C:834:VAL:CG2	3:C:881:ILE:HD11	2.41	0.47
3:C:1864:ILE:HA	3:C:1868:CYS:HB3	1.97	0.47
3:C:2745:LYS:HG3	3:C:2749:VAL:HG21	1.87	0.47
4:D:145:GLU:HA	4:D:151:ALA:HB3	1.97	0.47
4:D:183:ARG:HB3	11:K:72:TYR:HE2	1.79	0.47
4:D:509:ASN:HD21	4:D:512:HIS:HB3	1.80	0.47
7:G:17:ILE:O	7:G:18:GLN:C	2.52	0.47
8:H:52:ARG:CA	18:R:63:ASN:HA	2.45	0.47
12:L:82:PHE:HA	13:M:58:GLY:HA2	1.97	0.47
15:O:22:LEU:HD11	15:O:23:ASN:ND2	2.23	0.47
1:A:603:GLU:HG3	1:A:662:LYS:HE3	1.97	0.47

Continued on next page...

Continued from previous page...

Atom-1	Atom-2	Interatomic distance (Å)	Clash overlap (Å)
1:A:607:ILE:CD1	1:A:655:PHE:HD2	2.25	0.47
1:A:770:LEU:HD11	1:A:780:TYR:CG	2.50	0.47
1:A:1914:LEU:HD21	1:A:1921:GLY:HA3	1.96	0.47
1:A:3212:VAL:CG2	1:A:3338:ALA:CB	2.69	0.47
1:A:3280:THR:HG22	1:A:3286:PHE:HD1	1.79	0.47
1:A:3306:LEU:CD1	1:A:3306:LEU:C	2.69	0.47
1:A:3500:ILE:HD12	1:A:3515:ILE:HG23	1.95	0.47
1:A:3508:LEU:HB2	1:A:3540:TRP:CD1	2.50	0.47
2:B:601:GLU:N	2:B:602:PRO:CD	2.77	0.47
2:B:725:ILE:HD12	2:B:780:VAL:HG21	1.97	0.47
2:B:811:PRO:HA	2:B:900:PHE:HE2	1.80	0.47
2:B:1002:GLN:C	2:B:1004:SER:H	2.18	0.47
2:B:1051:ASP:OD2	2:B:1162:THR:CG2	2.60	0.47
2:B:1792:THR:HG22	2:B:2038:ASN:HD21	1.80	0.47
2:B:2333:PRO:HB3	20:B:5403:ATP:N6	2.30	0.47
3:C:2677:LYS:CB	3:C:2841:THR:HG21	2.45	0.47
3:C:2703:LYS:N	3:C:2703:LYS:CD	2.78	0.47
3:C:3381:SER:N	3:C:3382:PRO:HD2	2.29	0.47
4:D:80:PRO:CD	15:O:103:TRP:HZ2	2.16	0.47
4:D:538:CYS:O	4:D:538:CYS:SG	2.73	0.47
5:E:394:TRP:HD1	5:E:400:THR:O	1.98	0.47
9:I:24:ILE:CG2	9:I:98:PHE:CD1	2.98	0.47
15:O:19:LEU:HD23	15:O:19:LEU:C	2.35	0.47
1:A:634:ILE:HG23	1:A:638:TYR:CE1	2.50	0.47
1:A:1585:GLN:HE21	1:A:1585:GLN:C	2.17	0.47
1:A:3748:ARG:HB3	1:A:3749:PRO:HD3	1.97	0.47
2:B:492:PHE:CE2	2:B:496:ILE:HD11	2.50	0.47
2:B:804:ARG:CZ	2:B:896:ILE:HG22	2.45	0.47
2:B:946:ARG:HG3	2:B:953:GLY:HA3	1.96	0.47
2:B:1456:PHE:CE1	2:B:1467:PHE:CZ	3.02	0.47
2:B:2395:PRO:HG2	2:B:2665:LEU:HD21	1.97	0.47
2:B:3453:LEU:CD2	2:B:3492:ILE:CD1	2.91	0.47
3:C:10:LEU:HD23	3:C:65:ASN:O	2.01	0.47
3:C:2723:PHE:HZ	3:C:2749:VAL:HG11	1.75	0.47
3:C:2743:ASN:ND2	3:C:2785:VAL:CG1	2.40	0.47
5:E:58:GLU:CB	10:J:89:VAL:HG22	2.45	0.47
5:E:291:TRP:CE2	5:E:300:PRO:HB3	2.50	0.47
5:E:383:PHE:C	5:E:383:PHE:CD1	2.87	0.47
7:G:77:LEU:HB2	7:G:90:PHE:HE2	1.80	0.47
15:O:103:TRP:C	15:O:103:TRP:CD1	2.88	0.47
1:A:590:GLN:CB	1:A:609:TRP:CH2	2.97	0.46

Continued on next page...

Continued from previous page...

Atom-1	Atom-2	Interatomic distance (Å)	Clash overlap (Å)
1:A:598:ARG:HH11	4:D:504:TYR:HD1	1.62	0.46
1:A:739:ARG:HH11	1:A:743:LYS:HZ2	1.63	0.46
1:A:1127:LYS:O	1:A:1208:TYR:CE1	2.67	0.46
1:A:1140:GLU:HA	4:D:169:ASN:CG	2.34	0.46
1:A:1205:GLN:NE2	4:D:166:PHE:HD2	0.37	0.46
1:A:1424:ASP:O	1:A:1428:LYS:CG	2.55	0.46
1:A:2027:PHE:CE2	1:A:2051:ILE:HG23	2.50	0.46
1:A:2298:LEU:HD11	20:A:4702:ATP:C5	2.50	0.46
1:A:3226:ASN:ND2	1:A:3233:ILE:HD13	2.30	0.46
1:A:3425:GLU:OE2	1:A:3425:GLU:HA	2.13	0.46
2:B:559:GLN:HB2	2:B:629:ILE:CD1	2.45	0.46
2:B:857:LYS:O	3:C:169:TYR:O	2.31	0.46
2:B:963:PHE:CD1	3:C:39:LEU:HD13	2.35	0.46
2:B:1234:GLU:CB	2:B:1308:LEU:CB	2.83	0.46
2:B:2586:LYS:HA	2:B:2592:TYR:HD2	1.79	0.46
2:B:3121:LEU:HD13	2:B:3121:LEU:O	2.15	0.46
2:B:3257:ARG:CG	2:B:3276:VAL:HG11	2.45	0.46
2:B:3445:LYS:O	2:B:3487:PRO:O	2.32	0.46
2:B:3525:ILE:HD11	2:B:3544:TRP:HH2	1.80	0.46
2:B:4447:PRO:HB2	2:B:4558:VAL:HG11	1.97	0.46
3:C:267:PHE:CD1	3:C:293:VAL:HG22	2.50	0.46
3:C:346:LEU:O	3:C:346:LEU:HD13	2.15	0.46
3:C:3622:ILE:HD11	3:C:3624:LEU:HD21	1.96	0.46
4:D:465:ASN:HB2	4:D:508:TRP:CE2	2.51	0.46
4:D:477:GLU:HA	4:D:502:ALA:CB	2.45	0.46
6:F:14:LEU:CD2	6:F:23:TYR:HD2	2.05	0.46
9:I:20:ILE:O	9:I:99:TYR:CZ	2.67	0.46
15:O:34:ILE:HD11	15:O:76:VAL:HG21	1.97	0.46
18:R:120:GLU:O	18:R:124:THR:CB	2.63	0.46
1:A:597:VAL:CG1	4:D:460:LEU:HD12	2.46	0.46
1:A:601:PRO:CB	1:A:698:GLU:OE1	2.40	0.46
1:A:906:LEU:CD1	1:A:998:VAL:CB	2.59	0.46
1:A:3240:VAL:CG1	1:A:3244:PHE:CE1	2.92	0.46
1:A:3538:GLN:O	1:A:3541:ILE:HG22	2.15	0.46
2:B:659:THR:HA	2:B:757:TRP:CZ2	2.50	0.46
2:B:689:LEU:O	2:B:691:ARG:NH2	2.48	0.46
2:B:1316:ALA:HB1	16:P:62:LYS:CB	2.45	0.46
2:B:1456:PHE:CZ	2:B:1569:VAL:HG12	2.50	0.46
2:B:3402:LYS:HD3	2:B:3402:LYS:O	2.15	0.46
3:C:2403:TYR:CE1	3:C:2480:VAL:HG11	2.51	0.46
3:C:2711:SER:CB	3:C:2751:TRP:HZ2	1.98	0.46

Continued on next page...

Continued from previous page...

Atom-1	Atom-2	Interatomic distance (Å)	Clash overlap (Å)
4:D:109:PHE:CD1	15:O:114:THR:OG1	2.67	0.46
5:E:164:VAL:HG21	5:E:485:VAL:HG23	1.97	0.46
5:E:355:ILE:N	5:E:355:ILE:CD1	2.73	0.46
5:E:491:CYS:O	5:E:495:TYR:CD2	2.68	0.46
7:G:86:VAL:HG21	7:G:143:PHE:CE1	2.49	0.46
8:H:10:VAL:CG1	8:H:80:TYR:OH	2.63	0.46
10:J:76:TRP:CE2	10:J:109:GLN:HB2	2.51	0.46
1:A:736:GLU:O	1:A:740:ILE:HG13	2.14	0.46
1:A:1041:ASN:CA	1:A:1047:ASN:HD21	2.25	0.46
1:A:1637:VAL:HG11	1:A:1653:ILE:CG2	2.44	0.46
1:A:3106:LYS:CD	1:A:3443:LEU:CD1	2.93	0.46
1:A:3251:ILE:HB	17:Q:62:ILE:CB	2.45	0.46
1:A:3446:ASN:HA	1:A:3488:LEU:HD22	1.92	0.46
2:B:511:PHE:CE2	2:B:543:LYS:HG3	2.50	0.46
2:B:605:LYS:O	2:B:608:GLN:HB2	2.15	0.46
2:B:1076:LEU:HD23	2:B:1076:LEU:H	1.79	0.46
2:B:1235:SER:O	2:B:1239:GLU:HG3	2.15	0.46
2:B:1454:GLN:HB3	2:B:1473:MET:CE	2.45	0.46
3:C:192:PRO:HB3	3:C:237:ASP:C	2.36	0.46
3:C:211:LYS:HB3	3:C:212:PRO:HD2	1.97	0.46
3:C:1382:THR:HA	3:C:1385:ILE:HG22	1.96	0.46
3:C:2666:CYS:SG	3:C:2667:GLY:N	2.88	0.46
3:C:2711:SER:CA	3:C:2751:TRP:HZ2	2.26	0.46
3:C:3497:GLU:HG3	3:C:3861:ILE:HD11	1.97	0.46
4:D:101:LEU:HD23	4:D:101:LEU:C	2.35	0.46
4:D:422:ARG:NH2	4:D:424:MET:SD	2.86	0.46
5:E:46:ASN:HB2	12:L:90:ALA:HA	1.98	0.46
8:H:65:PHE:HB2	9:I:80:GLY:HA3	1.90	0.46
10:J:38:GLU:OE1	15:O:29:PHE:CD1	2.67	0.46
12:L:16:LEU:HD21	12:L:19:HIS:CE1	2.50	0.46
1:A:3257:VAL:HG22	1:A:3266:VAL:HG12	1.90	0.46
1:A:4461:LEU:HD21	1:A:4516:ILE:HG21	1.97	0.46
2:B:599:ILE:HG22	2:B:626:TYR:CD1	2.51	0.46
2:B:3231:VAL:HG22	2:B:3342:ASN:C	2.36	0.46
2:B:3236:LYS:HA	2:B:3291:ILE:HG13	1.97	0.46
2:B:3243:LYS:HD2	2:B:3284:MET:O	2.16	0.46
2:B:3316:ASP:OD1	2:B:3317:PRO:HD2	2.15	0.46
2:B:4435:ILE:HD12	2:B:4436:PRO:HD2	1.97	0.46
3:C:90:ILE:HD11	3:C:96:LEU:CD2	2.46	0.46
3:C:217:PHE:HE1	3:C:246:HIS:HB2	1.78	0.46
3:C:2892:ARG:NH2	3:C:3185:ASP:CB	2.78	0.46

Continued on next page...

Continued from previous page...

Atom-1	Atom-2	Interatomic distance (Å)	Clash overlap (Å)
4:D:374:VAL:HB	4:D:386:TYR:HB2	1.96	0.46
5:E:355:ILE:H	5:E:355:ILE:CD1	2.24	0.46
6:F:84:SER:OG	6:F:106:ALA:CB	2.63	0.46
12:L:76:CYS:SG	12:L:106:LEU:O	2.70	0.46
15:O:64:VAL:HG13	15:O:85:VAL:HG23	1.98	0.46
1:A:599:ASN:HB3	4:D:419:SER:CB	2.45	0.46
1:A:805:ARG:CZ	5:E:149:THR:HG22	2.44	0.46
1:A:814:SER:HB3	1:A:900:ASN:HD22	1.81	0.46
1:A:837:GLN:NE2	1:A:958:ALA:HA	2.30	0.46
1:A:857:ARG:CG	5:E:206:ASN:HA	2.42	0.46
1:A:1041:ASN:CA	1:A:1047:ASN:ND2	2.79	0.46
1:A:1458:MET:SD	1:A:1552:MET:CG	3.03	0.46
1:A:3249:ILE:HG13	1:A:3273:TYR:N	2.29	0.46
2:B:963:PHE:CG	3:C:41:ASN:HA	2.50	0.46
2:B:2577:GLN:OE1	2:B:2636:ARG:NH1	2.49	0.46
2:B:2885:ASN:HB2	2:B:3043:THR:HG22	1.98	0.46
3:C:102:TYR:CD1	3:C:103:THR:HG23	2.50	0.46
3:C:1983:THR:HA	19:C:4305:ADP:N6	2.30	0.46
3:C:2724:ALA:O	3:C:2727:ILE:HG22	2.15	0.46
3:C:2725:ALA:O	3:C:2729:LEU:CD2	2.63	0.46
3:C:3244:VAL:HB	3:C:3878:VAL:HG22	1.98	0.46
4:D:245:CYS:SG	7:G:145:LEU:HD12	2.55	0.46
4:D:329:ILE:HB	4:D:344:PHE:HB2	1.98	0.46
4:D:584:ILE:HD12	4:D:585:VAL:H	1.81	0.46
5:E:117:GLU:CD	6:F:17:LEU:HD21	2.30	0.46
5:E:453:SER:HB3	5:E:480:ASP:OD2	2.16	0.46
5:E:492:ASP:HB3	5:E:495:TYR:OH	2.16	0.46
6:F:54:ASP:OD1	7:G:109:LYS:HE2	2.15	0.46
6:F:82:LYS:N	7:G:124:VAL:HG23	2.30	0.46
10:J:32:CYS:N	10:J:95:PHE:O	2.49	0.46
11:K:29:ALA:HB1	11:K:87:ILE:HD12	1.98	0.46
1:A:331:THR:C	1:A:380:ARG:CB	2.84	0.46
1:A:573:LEU:CG	1:A:633:GLU:HG2	2.29	0.46
1:A:737:TYR:HD1	1:A:759:LEU:HD21	1.81	0.46
1:A:871:LEU:CD2	1:A:872:ASP:O	2.63	0.46
1:A:2463:THR:HG23	19:A:4701:ADP:N6	2.30	0.46
2:B:422:ARG:CB	2:B:422:ARG:HH11	2.28	0.46
2:B:555:LEU:HD23	2:B:625:LEU:HD13	1.96	0.46
2:B:804:ARG:CZ	2:B:896:ILE:CG2	2.93	0.46
2:B:814:TYR:O	2:B:818:LEU:CB	2.63	0.46
2:B:1395:LEU:CB	2:B:1430:ILE:HG21	2.45	0.46

Continued on next page...

Continued from previous page...

Atom-1	Atom-2	Interatomic distance (Å)	Clash overlap (Å)
3:C:132:GLU:OE1	3:C:133:PRO:CD	2.50	0.46
3:C:2585:PHE:HE1	3:C:2929:LEU:HB2	1.78	0.46
3:C:2630:GLU:O	3:C:2634:LYS:HG3	2.15	0.46
3:C:3054:SER:OG	3:C:3055:ALA:N	2.48	0.46
4:D:313:ALA:CB	4:D:331:LEU:HG	2.46	0.46
5:E:57:SER:O	10:J:90:HIS:CD2	2.69	0.46
7:G:137:VAL:HG22	7:G:146:ILE:HG23	1.98	0.46
10:J:98:PHE:HE1	10:J:107:MET:HE2	1.80	0.46
1:A:612:HIS:CE1	4:D:522:ASP:CB	2.99	0.46
1:A:1013:VAL:CG1	1:A:1076:LEU:HD21	2.46	0.46
1:A:2298:LEU:CD2	20:A:4702:ATP:C8	2.98	0.46
1:A:2871:SER:N	19:A:4703:ADP:O2B	2.48	0.46
1:A:2907:LYS:HB2	1:A:2950:LEU:HD11	1.98	0.46
1:A:3117:PHE:CE2	1:A:3429:TRP:HZ3	2.25	0.46
2:B:53:ILE:CB	2:B:90:ALA:CB	2.89	0.46
2:B:649:GLU:O	2:B:652:SER:OG	2.29	0.46
2:B:962:PHE:CB	2:B:965:ILE:HD13	2.46	0.46
2:B:1819:SER:HA	2:B:1857:VAL:HG13	1.98	0.46
2:B:3690:LEU:O	2:B:3694:LEU:HD23	2.15	0.46
3:C:2742:LYS:HE2	3:C:2785:VAL:HG11	1.98	0.46
4:D:141:MET:CB	4:D:158:ILE:HD13	2.45	0.46
4:D:216:HIS:CA	4:D:217:GLN:N	2.78	0.46
4:D:242:LYS:HG2	7:G:60:VAL:HG21	1.89	0.46
4:D:543:MET:CG	4:D:563:MET:HB3	2.46	0.46
5:E:430:ARG:O	5:E:430:ARG:HG2	2.16	0.46
9:I:79:ILE:HG22	9:I:105:VAL:HG13	1.97	0.46
14:N:116:ALA:HB1	15:O:131:PHE:CZ	2.51	0.46
1:A:61:GLU:CB	1:A:98:ILE:O	2.64	0.46
1:A:793:GLN:CG	5:E:451:LYS:HB2	2.39	0.46
1:A:801:ILE:HG13	5:E:149:THR:HG1	1.79	0.46
1:A:818:LEU:O	1:A:818:LEU:CD2	2.64	0.46
1:A:899:LEU:HD21	1:A:989:ILE:HG12	1.98	0.46
1:A:1620:PRO:HB2	1:A:1639:PHE:CE1	2.50	0.46
1:A:2164:SER:HB2	20:A:4702:ATP:O2A	2.16	0.46
1:A:2418:ILE:HG22	1:A:2419:PRO:CD	2.45	0.46
1:A:2567:VAL:HG22	1:A:2573:GLN:HG3	1.98	0.46
1:A:2870:GLY:H	19:A:4703:ADP:PB	2.39	0.46
2:B:551:TYR:CD2	2:B:622:VAL:HG11	2.34	0.46
2:B:733:GLU:CG	2:B:783:MET:HG2	2.45	0.46
2:B:864:ASN:CA	2:B:947:LEU:CD2	2.78	0.46
2:B:1083:MET:SD	2:B:1083:MET:C	2.94	0.46

Continued on next page...

Continued from previous page...

Atom-1	Atom-2	Interatomic distance (Å)	Clash overlap (Å)
2:B:2176:VAL:HG13	2:B:2177:ARG:HG2	1.98	0.46
2:B:2543:GLY:N	19:B:5405:ADP:O1A	2.49	0.46
2:B:3147:GLN:HB2	2:B:3426:LEU:HB3	1.98	0.46
2:B:3388:VAL:CG1	2:B:3392:LYS:HE3	2.46	0.46
2:B:3875:GLN:HA	2:B:3878:ILE:HD12	1.98	0.46
3:C:269:PHE:HB2	3:C:291:SER:CB	2.44	0.46
3:C:2637:GLU:HA	3:C:2640:ALA:CB	2.46	0.46
3:C:2931:ALA:HB1	3:C:2975:LEU:HD21	1.97	0.46
4:D:109:PHE:HD1	15:O:114:THR:HG1	1.59	0.46
4:D:183:ARG:HD2	11:K:72:TYR:OH	2.15	0.46
4:D:248:MET:CE	7:G:147:VAL:HG23	2.44	0.46
5:E:16:ASN:N	5:E:17:PRO:HD3	2.31	0.46
5:E:59:HIS:HD2	10:J:90:HIS:HE1	1.50	0.46
10:J:37:LEU:HA	10:J:96:ILE:HD13	1.97	0.46
12:L:72:GLY:O	12:L:109:LYS:CE	2.63	0.46
15:O:64:VAL:HG13	15:O:85:VAL:CG2	2.46	0.46
1:A:306:LYS:O	1:A:310:ALA:HB3	2.15	0.46
1:A:700:LYS:HZ3	4:D:456:LEU:CB	2.26	0.46
1:A:759:LEU:HD21	1:A:788:LEU:HD21	1.97	0.46
1:A:819:VAL:C	1:A:840:TYR:CE2	2.89	0.46
1:A:933:VAL:CG2	1:A:951:ILE:CD1	2.93	0.46
1:A:1613:ILE:O	1:A:1680:ILE:HD12	2.16	0.46
1:A:2511:ASP:HB2	1:A:2514:LYS:HB2	1.98	0.46
1:A:2663:LYS:HB3	1:A:2768:GLN:HE22	1.81	0.46
1:A:3251:ILE:O	17:Q:62:ILE:CA	2.59	0.46
1:A:3306:LEU:HD22	1:A:3309:TYR:CB	2.43	0.46
1:A:3638:LEU:HA	1:A:3641:LYS:HE3	1.98	0.46
1:A:3999:THR:HG21	1:A:4044:GLN:NE2	2.31	0.46
2:B:1230:MET:SD	2:B:1266:VAL:CB	3.04	0.46
2:B:3264:ASN:HA	2:B:3306:ILE:HD11	1.97	0.46
2:B:4287:LEU:C	2:B:4287:LEU:HD13	2.37	0.46
3:C:2119:ILE:HG21	3:C:2122:THR:CG2	2.46	0.46
3:C:2763:GLU:O	3:C:2767:LYS:HG2	2.16	0.46
3:C:3966:LEU:HD23	3:C:3976:PRO:HB3	1.97	0.46
4:D:163:ARG:NH1	12:L:73:GLU:HG2	2.30	0.46
4:D:174:GLN:HA	13:M:61:PHE:O	2.15	0.46
4:D:177:ASN:HD21	13:M:60:ASN:HB2	0.29	0.46
4:D:441:LEU:HB3	4:D:457:ALA:HB3	1.98	0.46
4:D:553:TYR:OH	4:D:620:LEU:HD11	2.16	0.46
4:D:635:ALA:HB1	4:D:639:PHE:HB3	1.98	0.46
5:E:170:HIS:CD2	5:E:172:GLU:HB3	2.51	0.46

Continued on next page...

Continued from previous page...

Atom-1	Atom-2	Interatomic distance (Å)	Clash overlap (Å)
5:E:343:LEU:HD13	5:E:355:ILE:HG21	1.98	0.46
6:F:54:ASP:OD2	7:G:109:LYS:HE2	2.16	0.46
6:F:66:ASP:O	7:G:98:ASN:HB3	2.15	0.46
8:H:80:TYR:CD1	8:H:80:TYR:O	2.69	0.46
12:L:27:ALA:HB3	12:L:30:LEU:HG	1.98	0.46
15:O:41:LEU:HD23	15:O:67:LEU:CD1	2.45	0.46
16:P:24:ASN:CA	16:P:96:GLY:HA3	2.45	0.46
1:A:688:PHE:HB3	1:A:727:TYR:HE2	1.81	0.46
1:A:821:LEU:O	1:A:912:ARG:CD	2.64	0.46
1:A:935:VAL:HA	1:A:944:LEU:CD2	2.46	0.46
1:A:1013:VAL:CA	1:A:1016:PHE:CE1	2.91	0.46
1:A:1121:LYS:HD2	1:A:1138:THR:HG22	1.96	0.46
1:A:3067:HIS:CD2	1:A:3092:PHE:HB2	2.52	0.46
1:A:3290:LEU:HD23	1:A:3335:TRP:CH2	2.37	0.46
1:A:3305:LEU:HD12	17:Q:101:TRP:CB	2.44	0.46
1:A:4445:ARG:HG2	1:A:4466:GLY:HA2	1.97	0.46
2:B:467:VAL:CA	2:B:471:THR:HG1	2.28	0.46
2:B:642:LEU:HD13	2:B:642:LEU:O	2.16	0.46
2:B:957:GLN:CD	3:C:252:ASN:HD22	2.18	0.46
2:B:1444:LEU:O	2:B:1448:GLU:CG	2.60	0.46
2:B:1522:GLN:O	2:B:1526:LYS:N	2.42	0.46
2:B:4220:LEU:O	2:B:4220:LEU:HD23	2.15	0.46
3:C:250:LYS:HG3	3:C:273:VAL:HG13	1.94	0.46
3:C:3806:LYS:O	3:C:3810:ARG:HG3	2.15	0.46
4:D:105:MET:HE3	14:N:47:THR:C	2.28	0.46
4:D:564:ASP:CG	4:D:583:LYS:CE	2.76	0.46
5:E:378:GLN:CB	5:E:422:SER:HB3	2.43	0.46
5:E:428:VAL:HG11	5:E:460:ILE:HB	1.97	0.46
5:E:437:TRP:CZ2	5:E:446:ILE:HG13	2.51	0.46
6:F:85:TYR:HB3	6:F:87:TYR:CE1	2.51	0.46
7:G:111:ARG:NH2	7:G:139:PRO:HB2	2.29	0.46
11:K:42:ILE:CG2	11:K:62:VAL:HG21	2.46	0.46
13:M:7:VAL:HG23	13:M:7:VAL:O	2.15	0.46
13:M:53:TRP:CZ3	13:M:86:LYS:HB2	2.50	0.46
1:A:600:MET:HE1	4:D:458:CYS:SG	2.56	0.45
1:A:717:LEU:HD11	4:D:454:ILE:O	2.09	0.45
1:A:894:PHE:CG	1:A:972:TRP:HH2	2.34	0.45
1:A:1127:LYS:O	1:A:1208:TYR:OH	2.34	0.45
1:A:1540:GLN:O	1:A:1544:ILE:CB	2.64	0.45
1:A:1617:GLY:HA2	1:A:1623:ILE:HD11	1.84	0.45
1:A:1638:THR:CG2	1:A:1655:GLN:CG	2.94	0.45

Continued on next page...

Continued from previous page...

Atom-1	Atom-2	Interatomic distance (Å)	Clash overlap (Å)
1:A:2840:VAL:HG11	1:A:3041:THR:HG21	1.97	0.45
1:A:3715:VAL:HA	1:A:3718:ASN:HB3	1.97	0.45
1:A:3855:ALA:HB2	1:A:4413:ALA:HB2	1.98	0.45
2:B:433:ILE:HG12	2:B:463:PHE:CE1	2.51	0.45
2:B:1490:GLN:HB3	2:B:3612:ASP:CB	2.47	0.45
2:B:1604:LYS:HA	2:B:1945:GLN:OE1	2.16	0.45
2:B:1612:LEU:CD2	2:B:1637:CYS:SG	3.03	0.45
2:B:1806:ILE:HD12	2:B:4535:GLU:HB2	1.98	0.45
2:B:2546:ALA:HB2	19:B:5405:ADP:H5'2	1.98	0.45
2:B:3210:SER:CB	2:B:3364:ASN:OD1	2.51	0.45
2:B:3791:VAL:O	2:B:3796:ARG:NH1	2.49	0.45
3:C:463:PRO:O	3:C:465:LEU:N	2.43	0.45
3:C:2790:ASN:HA	3:C:2793:LEU:HD12	1.97	0.45
4:D:114:ASP:OD1	5:E:43:ARG:NE	2.46	0.45
4:D:201:GLN:OE1	9:I:81:GLU:OE2	2.34	0.45
4:D:212:ILE:CG1	9:I:19:MET:CE	2.90	0.45
4:D:301:SER:CB	4:D:352:CYS:HA	2.46	0.45
4:D:367:LEU:HD11	4:D:371:THR:HG23	1.95	0.45
5:E:394:TRP:CG	5:E:401:PRO:HA	2.44	0.45
5:E:492:ASP:N	5:E:495:TYR:CE2	2.84	0.45
6:F:26:PHE:CD1	6:F:49:ALA:CA	2.97	0.45
8:H:39:LYS:HA	9:I:84:ALA:HB1	1.96	0.45
1:A:655:PHE:O	1:A:659:TRP:HD1	1.99	0.45
1:A:853:VAL:O	5:E:206:ASN:CA	2.62	0.45
1:A:1613:ILE:HD11	1:A:1626:ASP:HB2	1.96	0.45
1:A:2418:ILE:CG2	1:A:2428:VAL:HG22	2.47	0.45
1:A:3049:LEU:HD12	1:A:3103:TYR:OH	2.16	0.45
1:A:3237:MET:O	1:A:3241:LEU:HG	2.16	0.45
1:A:3260:LYS:NZ	1:A:3267:LEU:HD21	2.32	0.45
1:A:3453:PHE:HA	1:A:3457:CYS:SG	2.55	0.45
2:B:533:ARG:NE	2:B:534:PRO:CD	2.79	0.45
2:B:927:ARG:NH1	2:B:976:LEU:CB	2.73	0.45
2:B:3863:LEU:HD22	2:B:3863:LEU:N	2.31	0.45
2:B:4041:LEU:CB	2:B:4044:ILE:HD11	2.46	0.45
2:B:4451:LEU:HD11	2:B:4559:PHE:CD1	2.51	0.45
3:C:354:VAL:HG22	3:C:357:ILE:HG13	1.94	0.45
3:C:2589:LEU:HB2	3:C:2928:VAL:CG1	2.34	0.45
3:C:2763:GLU:HA	3:C:2763:GLU:OE2	2.16	0.45
4:D:242:LYS:CG	7:G:60:VAL:HG21	2.45	0.45
4:D:431:ASN:HA	5:E:142:VAL:HB	1.98	0.45
4:D:584:ILE:HD11	4:D:590:LEU:HD21	1.98	0.45

Continued on next page...

Continued from previous page...

Atom-1	Atom-2	Interatomic distance (Å)	Clash overlap (Å)
5:E:276:GLY:HA3	5:E:294:ARG:HH11	1.79	0.45
14:N:74:GLN:NE2	14:N:77:ASN:HA	2.32	0.45
15:O:34:ILE:HD12	15:O:71:ILE:HG23	1.99	0.45
15:O:72:LYS:HD3	15:O:72:LYS:O	2.16	0.45
1:A:599:ASN:OD1	4:D:398:PRO:CG	2.62	0.45
1:A:1016:PHE:HD2	1:A:1020:PHE:CE2	2.33	0.45
1:A:1600:PRO:HB2	1:A:1917:SER:CB	2.45	0.45
1:A:3280:THR:HG22	1:A:3286:PHE:CD1	2.52	0.45
2:B:413:PHE:CD2	2:B:416:LEU:HD12	2.51	0.45
2:B:533:ARG:NE	2:B:534:PRO:HD3	2.31	0.45
2:B:714:ALA:HB1	2:B:766:ILE:HD13	1.97	0.45
2:B:814:TYR:O	2:B:818:LEU:HG	2.17	0.45
2:B:899:LEU:HD11	2:B:900:PHE:CD1	2.39	0.45
2:B:1490:GLN:OE1	2:B:3612:ASP:HB2	2.16	0.45
2:B:1507:LYS:CG	2:B:1571:GLU:OE1	2.64	0.45
2:B:1532:PHE:CE1	2:B:1546:THR:HB	2.51	0.45
2:B:3103:TYR:CD2	2:B:3632:HIS:CD2	3.05	0.45
3:C:360:PRO:CG	3:C:361:PRO:HD2	2.46	0.45
3:C:760:THR:CB	3:C:827:ILE:HG12	2.46	0.45
3:C:2592:LYS:HD2	3:C:2928:VAL:HG23	1.90	0.45
3:C:2743:ASN:HD21	3:C:2786:ASN:CA	2.30	0.45
4:D:68:GLU:HG2	5:E:12:LYS:C	2.36	0.45
4:D:526:ARG:HB2	4:D:528:TRP:CZ3	2.46	0.45
4:D:573:VAL:CG2	4:D:579:LEU:HD21	2.46	0.45
7:G:119:PRO:HG2	9:I:12:ILE:HD13	1.97	0.45
7:G:120:THR:H	9:I:12:ILE:HG21	1.81	0.45
8:H:77:ILE:HG22	8:H:88:LEU:CD1	2.46	0.45
10:J:40:ALA:HB1	10:J:107:MET:HE3	1.97	0.45
15:O:24:TYR:CD1	15:O:26:LYS:HE2	2.51	0.45
1:A:614:PHE:CZ	1:A:648:LEU:CD1	2.99	0.45
1:A:666:SER:HB2	1:A:695:LEU:HD13	1.94	0.45
1:A:791:LEU:HG	1:A:795:ILE:HD12	1.97	0.45
1:A:801:ILE:HG22	1:A:862:LEU:HD11	1.99	0.45
1:A:808:ASN:O	1:A:812:THR:HG23	2.16	0.45
1:A:818:LEU:C	1:A:840:TYR:CE2	2.89	0.45
1:A:1016:PHE:O	1:A:1020:PHE:CG	2.70	0.45
1:A:1935:SER:HB2	1:A:4048:LEU:HD13	1.96	0.45
1:A:3095:TYR:CE1	1:A:3452:ALA:HA	2.51	0.45
1:A:3270:LYS:NZ	17:Q:58:SER:O	2.44	0.45
1:A:3684:ASN:HB3	1:A:3726:VAL:HG22	1.98	0.45
1:A:4583:TYR:HB3	1:A:4584:PRO:HD2	1.98	0.45

Continued on next page...

Continued from previous page...

Atom-1	Atom-2	Interatomic distance (Å)	Clash overlap (Å)
2:B:822:PHE:O	2:B:826:LEU:HG	2.17	0.45
2:B:946:ARG:CG	2:B:953:GLY:HA3	2.47	0.45
2:B:1447:ILE:HG12	2:B:1480:HIS:HB3	1.99	0.45
2:B:1474:MET:CE	2:B:1515:VAL:CB	2.83	0.45
2:B:2417:LEU:N	2:B:2418:PRO:HD2	2.31	0.45
2:B:2494:TRP:CD1	2:B:2519:ARG:HB3	2.51	0.45
2:B:3265:GLN:HG3	2:B:3283:PHE:CE2	2.52	0.45
2:B:3320:LYS:HB3	2:B:3325:ASP:HB2	1.98	0.45
2:B:4440:MET:HB2	2:B:4443:ARG:CG	2.45	0.45
3:C:244:ILE:N	3:C:244:ILE:HD12	2.32	0.45
3:C:1612:ILE:N	3:C:1613:PRO:HD2	2.31	0.45
3:C:2079:ILE:HD12	3:C:2124:VAL:CG1	2.45	0.45
3:C:2357:LEU:HD23	3:C:2488:ILE:HD12	1.98	0.45
3:C:2581:LEU:HD12	3:C:2937:TYR:CZ	2.51	0.45
3:C:3151:LYS:CE	3:C:3217:ILE:HD11	2.46	0.45
4:D:89:TYR:HE2	11:K:56:PRO:HD3	1.80	0.45
4:D:209:TYR:HE1	4:D:213:MET:SD	2.40	0.45
4:D:428:LEU:HD12	4:D:428:LEU:N	2.32	0.45
4:D:514:ARG:O	4:D:514:ARG:HG3	2.15	0.45
4:D:573:VAL:HB	4:D:579:LEU:HD11	1.99	0.45
7:G:111:ARG:HA	7:G:123:LEU:HG	1.98	0.45
8:H:52:ARG:CA	18:R:63:ASN:CB	2.61	0.45
1:A:732:TYR:N	4:D:390:VAL:HG21	2.29	0.45
1:A:801:ILE:CG2	1:A:862:LEU:HG	2.44	0.45
1:A:878:VAL:CG2	1:A:879:LEU:N	2.79	0.45
1:A:899:LEU:HD22	1:A:995:ILE:CD1	2.46	0.45
1:A:1100:LEU:CD2	1:A:1159:MET:CE	2.94	0.45
1:A:1390:LYS:C	1:A:1392:ASN:N	2.70	0.45
1:A:3120:GLY:HA2	1:A:3696:LEU:CD1	2.41	0.45
1:A:3229:PRO:CB	1:A:3233:ILE:HD13	2.46	0.45
1:A:3560:HIS:CG	1:A:3561:PRO:HD2	2.51	0.45
2:B:429:LEU:HB3	2:B:492:PHE:CE2	2.49	0.45
2:B:718:ILE:HB	2:B:770:LYS:NZ	2.32	0.45
2:B:799:VAL:C	2:B:800:LYS:HA	2.33	0.45
2:B:1115:ASP:O	2:B:1119:LYS:HG3	2.16	0.45
2:B:1529:TYR:HA	2:B:1549:PHE:CZ	2.52	0.45
2:B:2893:GLY:HA3	2:B:3109:LYS:HB2	1.97	0.45
2:B:3164:VAL:HG12	2:B:3409:ALA:CB	2.42	0.45
2:B:3267:ILE:O	2:B:3267:ILE:HG22	2.16	0.45
2:B:3283:PHE:CD1	2:B:3293:LYS:NZ	2.80	0.45
2:B:4152:ASN:HD21	2:B:4553:ARG:NH2	2.13	0.45

Continued on next page...

Continued from previous page...

Atom-1	Atom-2	Interatomic distance (Å)	Clash overlap (Å)
2:B:4548:TYR:CD2	2:B:4553:ARG:HD2	2.52	0.45
3:C:912:SER:HA	3:C:966:LEU:HD22	1.97	0.45
3:C:1383:ASP:O	3:C:1387:VAL:HG23	2.16	0.45
3:C:2849:VAL:HG13	3:C:2853:GLU:OE2	2.17	0.45
4:D:240:SER:OG	7:G:140:ASP:OD2	2.29	0.45
4:D:294:GLN:NE2	4:D:297:LYS:NZ	2.60	0.45
4:D:621:CYS:SG	4:D:622:LYS:N	2.90	0.45
5:E:121:TYR:CZ	6:F:17:LEU:HD22	2.52	0.45
5:E:289:MET:HB3	5:E:300:PRO:CB	2.47	0.45
5:E:334:LEU:CD1	5:E:344:THR:HG22	2.47	0.45
8:H:79:LEU:HD11	8:H:86:ILE:HB	1.98	0.45
9:I:32:GLY:HA2	9:I:35:LEU:HD12	1.98	0.45
11:K:33:VAL:HG22	11:K:42:ILE:HG13	1.97	0.45
1:A:655:PHE:CE2	1:A:659:TRP:CD1	3.01	0.45
1:A:819:VAL:HA	1:A:840:TYR:CE2	2.49	0.45
1:A:935:VAL:CB	1:A:944:LEU:HD22	2.40	0.45
1:A:1052:LEU:HD13	1:A:1166:TYR:CD2	2.51	0.45
1:A:1127:LYS:C	1:A:1208:TYR:OH	2.55	0.45
1:A:3247:ARG:CD	17:Q:128:ARG:HA	2.42	0.45
2:B:729:LEU:HD13	2:B:780:VAL:CG2	2.43	0.45
2:B:734:GLU:N	2:B:735:PRO:CD	2.80	0.45
2:B:867:VAL:CG1	2:B:944:ILE:HD13	2.46	0.45
2:B:963:PHE:CD1	3:C:345:TRP:CZ2	3.04	0.45
2:B:1069:THR:CB	2:B:1070:PRO:CD	2.92	0.45
2:B:2185:PRO:HG3	2:B:2326:GLU:HB3	1.99	0.45
3:C:1658:ASP:O	20:C:4302:ATP:N6	2.49	0.45
3:C:1887:LEU:HD21	3:C:1902:PHE:HD1	1.81	0.45
3:C:2721:GLU:HG3	3:C:2813:ILE:HG22	1.98	0.45
4:D:89:TYR:CG	11:K:56:PRO:HB3	2.51	0.45
4:D:298:ASN:N	4:D:298:ASN:HD22	2.14	0.45
5:E:61:VAL:HG11	10:J:95:PHE:CE1	2.52	0.45
5:E:67:LYS:O	8:H:72:GLU:HA	2.17	0.45
6:F:61:LYS:HD2	8:H:33:ASP:O	2.17	0.45
6:F:62:VAL:CG1	7:G:106:LEU:HD21	2.46	0.45
7:G:74:LEU:HD22	7:G:148:ILE:CG2	2.47	0.45
8:H:24:VAL:HG22	8:H:49:PHE:CZ	2.51	0.45
8:H:60:ILE:HD13	9:I:78:ILE:CD1	2.45	0.45
10:J:99:TYR:CZ	10:J:104:ALA:HB2	2.52	0.45
12:L:59:LYS:HB2	12:L:59:LYS:HZ3	1.81	0.45
12:L:73:GLU:HG3	13:M:66:ILE:HG21	1.98	0.45
15:O:33:LYS:NZ	15:O:75:LYS:HD2	2.32	0.45

Continued on next page...

Continued from previous page...

Atom-1	Atom-2	Interatomic distance (Å)	Clash overlap (Å)
1:A:847:PHE:HZ	1:A:851:LYS:CE	2.29	0.45
1:A:854:GLU:OE2	5:E:202:LEU:C	2.55	0.45
1:A:1273:PHE:C	1:A:1275:LEU:H	2.20	0.45
1:A:1535:PRO:HB2	2:B:3861:ASN:ND2	2.30	0.45
1:A:1647:ASN:N	1:A:1648:PRO:CD	2.80	0.45
1:A:1889:LEU:HD12	1:A:1920:TRP:CZ2	2.52	0.45
1:A:3290:LEU:HD23	1:A:3290:LEU:HA	1.81	0.45
2:B:736:LEU:HG	2:B:856:TRP:HA	1.98	0.45
2:B:902:ILE:HG21	2:B:1076:LEU:CD1	2.42	0.45
2:B:1046:ASN:N	2:B:1049:LEU:HD12	2.32	0.45
2:B:2781:ASP:HB3	2:B:3046:ASP:HA	1.98	0.45
2:B:3157:LEU:HA	2:B:3160:LYS:CE	2.46	0.45
2:B:3252:VAL:HG22	2:B:3330:SER:OG	2.15	0.45
2:B:3514:ALA:HB3	2:B:3659:ALA:CB	2.46	0.45
3:C:1188:LEU:HD21	3:C:1218:VAL:HG22	1.97	0.45
5:E:12:LYS:HB3	5:E:13:GLU:H	1.47	0.45
5:E:150:LEU:CD1	5:E:475:LEU:HD22	2.46	0.45
7:G:76:TYR:CG	7:G:76:TYR:O	2.70	0.45
8:H:65:PHE:CZ	8:H:85:ALA:HB3	2.52	0.45
9:I:35:LEU:HB3	9:I:39:GLN:HE21	1.82	0.45
13:M:77:ILE:CG2	13:M:80:LEU:HB3	2.46	0.45
14:N:75:GLN:N	15:O:93:GLN:HE21	2.03	0.45
18:R:105:THR:C	18:R:107:SER:N	2.70	0.45
1:A:577:ALA:CB	1:A:636:ARG:CD	2.60	0.45
1:A:717:LEU:CD2	4:D:454:ILE:C	2.81	0.45
1:A:1013:VAL:CG2	1:A:1076:LEU:HD11	2.46	0.45
1:A:1136:MET:CG	4:D:166:PHE:N	2.80	0.45
1:A:1458:MET:CE	1:A:1548:TRP:NE1	2.79	0.45
1:A:1504:VAL:CG2	1:A:1565:CYS:CB	2.72	0.45
1:A:3124:ILE:CD1	1:A:3429:TRP:NE1	2.80	0.45
1:A:3544:LYS:HE3	1:A:3545:LEU:HD13	1.99	0.45
1:A:3592:ASP:N	1:A:3593:PRO:HD2	2.32	0.45
2:B:277:GLU:O	2:B:281:ALA:HB2	2.17	0.45
2:B:349:ASN:CB	2:B:416:LEU:CD1	2.94	0.45
2:B:511:PHE:CE2	2:B:547:LEU:HD23	2.47	0.45
2:B:966:LYS:CG	3:C:345:TRP:CZ3	2.99	0.45
3:C:24:HIS:CE1	3:C:339:GLY:O	2.70	0.45
3:C:287:PHE:CE1	3:C:322:GLU:HB2	2.52	0.45
3:C:338:PHE:CD2	3:C:338:PHE:O	2.70	0.45
3:C:2745:LYS:CG	3:C:2749:VAL:CG2	2.74	0.45
3:C:2927:ASP:CB	3:C:2974:ILE:HD13	2.45	0.45

Continued on next page...

Continued from previous page...

Atom-1	Atom-2	Interatomic distance (Å)	Clash overlap (Å)
4:D:68:GLU:HG3	5:E:12:LYS:CB	2.47	0.45
4:D:91:TYR:CE1	13:M:80:LEU:CD1	2.94	0.45
4:D:172:GLU:HG2	4:D:172:GLU:H	1.60	0.45
4:D:251:MET:HG3	7:G:125:PHE:CZ	2.52	0.45
4:D:624:GLY:N	4:D:625:PRO:CD	2.79	0.45
5:E:64:GLU:OE1	5:E:64:GLU:N	2.48	0.45
5:E:185:ARG:HB2	5:E:188:GLN:HB2	1.98	0.45
8:H:28:ALA:CB	8:H:86:ILE:CD1	2.91	0.45
12:L:37:GLN:HG2	12:L:60:PHE:CD1	2.52	0.45
15:O:113:TYR:CE2	15:O:115:TYR:HB2	2.52	0.45
1:A:709:ILE:CG2	1:A:710:PRO:CD	2.78	0.45
1:A:753:LEU:C	1:A:753:LEU:CD2	2.85	0.45
1:A:759:LEU:HD21	1:A:788:LEU:CD2	2.46	0.45
1:A:1135:VAL:HG12	1:A:1136:MET:CE	2.46	0.45
1:A:1550:LYS:HB3	1:A:1554:LYS:NZ	2.32	0.45
1:A:3709:ASP:CB	1:A:3712:LEU:HD12	2.43	0.45
1:A:3975:ILE:HA	1:A:3978:ILE:HD12	1.99	0.45
2:B:88:GLY:HA2	2:B:100:THR:CB	2.47	0.45
2:B:440:GLU:HB2	2:B:460:PHE:CD1	2.52	0.45
2:B:467:VAL:CB	2:B:471:THR:OG1	2.59	0.45
2:B:804:ARG:CZ	2:B:899:LEU:HB3	2.47	0.45
2:B:2190:LYS:CE	20:B:5403:ATP:PB	3.05	0.45
2:B:3228:GLU:HG2	2:B:3346:PHE:CZ	2.49	0.45
2:B:3231:VAL:HA	2:B:3339:TRP:HA	1.99	0.45
2:B:3241:GLU:O	2:B:3245:LEU:N	2.50	0.45
3:C:98:PHE:CE2	3:C:160:ILE:HD13	2.52	0.45
3:C:1188:LEU:HD11	3:C:1207:LEU:HD11	1.98	0.45
4:D:531:LYS:NZ	4:D:532:TYR:CE1	2.84	0.45
5:E:168:SER:CB	5:E:222:SER:HA	2.47	0.45
5:E:435:ASP:N	5:E:435:ASP:OD1	2.49	0.45
10:J:77:HIS:CA	11:K:70:VAL:HG23	2.46	0.45
11:K:44:SER:HB2	11:K:48:LYS:NZ	2.32	0.45
11:K:77:PHE:CE1	11:K:88:LEU:CD1	2.82	0.45
14:N:66:LYS:HG3	14:N:117:VAL:HG23	1.99	0.45
1:A:670:LEU:CD2	1:A:670:LEU:C	2.86	0.45
1:A:800:ASP:C	5:E:148:LYS:HA	2.31	0.45
1:A:935:VAL:HG12	1:A:1081:ILE:CD1	2.44	0.45
1:A:1416:ILE:O	1:A:1420:THR:OG1	2.35	0.45
1:A:1778:ARG:HA	1:A:1778:ARG:NE	2.31	0.45
1:A:3307:GLU:O	17:Q:30:LYS:CA	2.64	0.45
1:A:4109:PHE:HA	1:A:4113:ILE:HB	1.99	0.45

Continued on next page...

Continued from previous page...

Atom-1	Atom-2	Interatomic distance (Å)	Clash overlap (Å)
2:B:439:LEU:HD21	2:B:456:ILE:HG23	1.99	0.45
2:B:729:LEU:HD23	2:B:734:GLU:CG	2.33	0.45
2:B:811:PRO:HA	2:B:900:PHE:CE2	2.51	0.45
2:B:1129:ALA:O	2:B:1132:GLU:HG3	2.17	0.45
2:B:1447:ILE:HG12	2:B:1480:HIS:CG	2.52	0.45
2:B:1456:PHE:CG	2:B:1569:VAL:HG13	2.34	0.45
2:B:1533:LEU:HD23	2:B:1534:LEU:HG	1.99	0.45
2:B:1611:PHE:HE1	2:B:1925:PHE:HZ	1.65	0.45
2:B:2820:PHE:CZ	2:B:2836:GLN:HB3	2.52	0.45
2:B:4228:PRO:HB2	2:B:4229:TYR:CD2	2.51	0.45
3:C:227:SER:CB	3:C:249:PRO:HA	2.47	0.45
3:C:229:ILE:HD11	3:C:301:TRP:NE1	2.31	0.45
3:C:341:TRP:CE3	3:C:341:TRP:O	2.70	0.45
3:C:346:LEU:HD22	3:C:346:LEU:C	2.37	0.45
3:C:2701:ILE:HD13	3:C:2704:LYS:CE	2.32	0.45
3:C:2718:GLY:O	3:C:2722:VAL:HG22	2.16	0.45
4:D:109:PHE:CZ	15:O:121:TYR:CD2	3.03	0.45
4:D:246:LYS:HE2	4:D:250:ARG:HH21	1.82	0.45
4:D:353:LEU:C	4:D:353:LEU:CD2	2.85	0.45
4:D:360:ALA:C	5:E:133:PHE:HZ	2.21	0.45
5:E:63:THR:HB	10:J:99:TYR:OH	2.17	0.45
5:E:110:LYS:HG3	6:F:10:GLN:OE1	2.15	0.45
5:E:256:PRO:HG2	5:E:259:ASN:HB3	1.98	0.45
10:J:74:PRO:CG	12:L:102:ARG:CD	2.60	0.45
12:L:16:LEU:HD11	12:L:35:ILE:HG21	1.98	0.45
13:M:53:TRP:CZ3	13:M:86:LYS:HD2	2.51	0.45
15:O:30:TYR:CE1	15:O:34:ILE:HG13	2.51	0.45
15:O:76:VAL:N	15:O:77:PRO:CD	2.80	0.45
1:A:600:MET:CE	4:D:458:CYS:CB	2.88	0.44
1:A:1009:THR:HB	1:A:1074:MET:CG	2.42	0.44
1:A:1100:LEU:CD2	1:A:1100:LEU:C	2.85	0.44
1:A:1157:GLN:CG	1:A:1180:ARG:HH22	2.07	0.44
1:A:3124:ILE:HD11	1:A:3429:TRP:NE1	2.32	0.44
1:A:3131:ILE:HG12	1:A:3422:LEU:CD1	2.47	0.44
1:A:3230:LEU:CA	1:A:3233:ILE:HG22	2.46	0.44
2:B:419:PHE:CB	2:B:480:ILE:HD12	2.35	0.44
2:B:500:GLU:OE1	2:B:535:ILE:CG1	2.60	0.44
2:B:729:LEU:HB3	2:B:734:GLU:OE2	2.16	0.44
2:B:1571:GLU:HA	2:B:1571:GLU:OE2	2.17	0.44
2:B:2267:ILE:HD12	2:B:2311:ALA:HB2	1.99	0.44
2:B:4041:LEU:HB3	2:B:4044:ILE:HD11	2.00	0.44

Continued on next page...

Continued from previous page...

Atom-1	Atom-2	Interatomic distance (Å)	Clash overlap (Å)
3:C:2532:GLU:N	3:C:2533:PRO:HD2	2.32	0.44
3:C:2593:ARG:CZ	3:C:2921:LEU:HD21	2.47	0.44
3:C:2743:ASN:OD1	3:C:2786:ASN:OD1	2.35	0.44
4:D:397:ASP:CB	4:D:398:PRO:CD	2.85	0.44
5:E:112:LEU:CD2	5:E:112:LEU:C	2.85	0.44
5:E:394:TRP:NE1	5:E:401:PRO:CD	2.80	0.44
5:E:448:PHE:HE1	5:E:450:HIS:HB2	1.83	0.44
5:E:497:MET:CE	5:E:501:GLU:HB2	2.47	0.44
5:E:498:GLN:HB3	5:E:499:PRO:HD2	1.99	0.44
6:F:19:GLY:O	6:F:102:LEU:N	2.48	0.44
6:F:61:LYS:NZ	8:H:33:ASP:O	2.49	0.44
12:L:73:GLU:HB3	13:M:66:ILE:CD1	2.23	0.44
1:A:729:GLU:OE1	1:A:781:LEU:HD13	2.17	0.44
1:A:821:LEU:O	1:A:912:ARG:CZ	2.66	0.44
1:A:1012:LYS:CB	1:A:1071:ILE:HD12	2.39	0.44
1:A:1016:PHE:CD2	1:A:1069:TYR:CD1	3.06	0.44
1:A:1390:LYS:C	1:A:1392:ASN:H	2.21	0.44
1:A:1425:LYS:O	1:A:1429:ILE:HG13	2.17	0.44
1:A:1436:ILE:HG22	1:A:1440:TRP:HD1	1.83	0.44
1:A:1727:LEU:HD11	1:A:1788:GLN:HE21	1.82	0.44
1:A:3538:GLN:HA	1:A:3541:ILE:HG22	1.99	0.44
1:A:3921:ILE:HG23	1:A:3922:PRO:HD2	1.99	0.44
2:B:658:GLN:HG2	2:B:673:PHE:CA	2.47	0.44
2:B:704:LYS:O	2:B:708:TYR:CD2	2.70	0.44
2:B:953:GLY:HA2	3:C:282:ARG:NH2	2.33	0.44
2:B:2413:LEU:O	2:B:2417:LEU:N	2.51	0.44
2:B:3785:ALA:HB2	2:B:3807:THR:HG21	1.99	0.44
3:C:161:PHE:HD2	3:C:177:LEU:HB2	1.81	0.44
3:C:1174:LEU:CD1	3:C:1191:ILE:HG22	2.47	0.44
3:C:1466:SER:HB3	3:C:3629:LEU:HD13	2.00	0.44
3:C:3014:PRO:CD	3:C:3125:THR:HG22	2.47	0.44
4:D:297:LYS:HZ3	4:D:328:LEU:CG	2.27	0.44
4:D:312:PHE:CD1	4:D:312:PHE:O	2.70	0.44
4:D:517:ILE:HD11	4:D:550:TRP:HZ2	1.74	0.44
5:E:433:TRP:NE1	5:E:451:LYS:HD3	2.32	0.44
8:H:91:THR:OG1	9:I:76:GLN:NE2	2.44	0.44
10:J:79:PHE:CG	11:K:68:ALA:HB2	2.52	0.44
15:O:31:PRO:CD	15:O:109:ASN:ND2	2.80	0.44
15:O:121:TYR:O	15:O:121:TYR:CD1	2.70	0.44
16:P:39:TRP:C	16:P:40:SER:CB	2.85	0.44
1:A:879:LEU:HB2	1:A:882:GLU:CG	2.47	0.44

Continued on next page...

Continued from previous page...

Atom-1	Atom-2	Interatomic distance (Å)	Clash overlap (Å)
1:A:1444:GLN:C	1:A:1561:VAL:HG22	2.09	0.44
1:A:1896:THR:HG21	1:A:1910:ILE:HD13	1.99	0.44
1:A:2030:LEU:HB2	1:A:2101:ILE:HD13	1.98	0.44
1:A:3251:ILE:C	17:Q:62:ILE:HA	2.37	0.44
1:A:3999:THR:HG21	1:A:4044:GLN:HE21	1.83	0.44
2:B:177:PRO:O	2:B:197:GLU:CB	2.65	0.44
2:B:412:LEU:CD1	2:B:412:LEU:C	2.86	0.44
2:B:591:TRP:NE1	5:E:411:TYR:OH	2.51	0.44
2:B:1498:TYR:C	2:B:1500:ARG:N	2.69	0.44
2:B:1599:LEU:HD22	2:B:1617:LEU:CD2	2.47	0.44
3:C:216:ILE:O	3:C:216:ILE:HG13	2.16	0.44
3:C:318:PRO:HB3	3:C:350:TRP:CD2	2.52	0.44
3:C:2593:ARG:NH2	3:C:2597:GLU:CB	2.80	0.44
3:C:2784:ASN:CA	3:C:2787:ILE:HG22	2.47	0.44
3:C:2824:TYR:HA	3:C:2827:ILE:HB	1.98	0.44
3:C:2917:LEU:HD23	3:C:2920:GLN:OE1	2.16	0.44
3:C:2927:ASP:OD2	3:C:2974:ILE:CD1	2.65	0.44
4:D:329:ILE:CD1	4:D:350:VAL:HG21	2.44	0.44
4:D:501:LEU:HD12	4:D:522:ASP:CA	2.47	0.44
5:E:361:LEU:C	5:E:361:LEU:CD1	2.85	0.44
7:G:99:ILE:HG23	7:G:103:ILE:CD1	2.48	0.44
8:H:81:VAL:HG13	8:H:81:VAL:O	2.18	0.44
9:I:85:TYR:O	9:I:85:TYR:CD1	2.70	0.44
1:A:944:LEU:HD13	1:A:1013:VAL:HG11	1.97	0.44
1:A:1070:LYS:HG2	1:A:1075:GLU:HG2	2.00	0.44
1:A:1088:TRP:CD2	1:A:1092:TRP:NE1	2.77	0.44
1:A:3261:LYS:CG	1:A:3262:GLU:N	2.69	0.44
1:A:3293:PHE:HZ	1:A:3335:TRP:HH2	1.61	0.44
1:A:3300:GLU:HA	17:Q:76:ILE:CB	2.45	0.44
2:B:433:ILE:HG23	2:B:463:PHE:CE2	2.36	0.44
2:B:859:TYR:C	2:B:859:TYR:CD1	2.90	0.44
2:B:965:ILE:N	2:B:965:ILE:CD1	2.81	0.44
2:B:2961:PRO:HA	2:B:2971:ILE:HD12	1.99	0.44
2:B:3140:LEU:HD12	2:B:3433:TRP:HB3	1.99	0.44
2:B:3499:THR:HG21	2:B:3507:TRP:HH2	1.82	0.44
2:B:3947:ARG:NH1	2:B:3957:VAL:HG11	2.32	0.44
3:C:10:LEU:CD1	3:C:67:CYS:HB3	2.47	0.44
3:C:2416:LEU:HD23	3:C:2417:PHE:N	2.32	0.44
3:C:2581:LEU:C	3:C:2581:LEU:CD2	2.85	0.44
3:C:2721:GLU:HA	3:C:2798:PHE:HZ	1.81	0.44
3:C:2934:PHE:CE2	3:C:3001:ILE:CG1	3.00	0.44

Continued on next page...

Continued from previous page...

Atom-1	Atom-2	Interatomic distance (Å)	Clash overlap (Å)
4:D:61:LEU:HD22	4:D:74:MET:HE1	1.99	0.44
4:D:195:ILE:HG21	9:I:94:LEU:HD21	1.92	0.44
4:D:332:TYR:CZ	4:D:340:PRO:HG3	2.53	0.44
4:D:567:GLN:HB3	4:D:578:LYS:CD	2.29	0.44
4:D:595:PHE:CE1	4:D:602:LEU:HD21	2.43	0.44
5:E:74:SER:OG	9:I:56:ILE:HB	2.16	0.44
5:E:129:LEU:HD12	6:F:80:ARG:NE	2.32	0.44
6:F:65:ARG:HH11	6:F:65:ARG:HG3	1.82	0.44
7:G:123:LEU:HD23	7:G:123:LEU:HA	1.74	0.44
8:H:11:ILE:HD12	8:H:14:SER:HB3	2.00	0.44
9:I:50:SER:HA	9:I:54:LEU:HD12	2.00	0.44
1:A:57:TYR:CB	1:A:103:ASP:HA	2.48	0.44
1:A:634:ILE:CG2	1:A:638:TYR:CE1	2.91	0.44
1:A:758:ASP:HA	1:A:761:LEU:HB3	2.00	0.44
1:A:802:ILE:HA	1:A:806:ILE:HG22	1.98	0.44
1:A:1539:LYS:HE2	2:B:3859:VAL:HG13	2.00	0.44
1:A:2171:THR:HG21	1:A:2183:ILE:CG2	2.48	0.44
1:A:4082:PHE:CG	1:A:4083:PRO:HD2	2.52	0.44
2:B:514:TYR:CE2	2:B:523:LEU:HB2	2.51	0.44
2:B:515:ASP:HA	2:B:520:ARG:NH2	2.32	0.44
2:B:1606:PHE:HB3	2:B:1609:PHE:CD2	2.53	0.44
2:B:2260:TRP:HB3	2:B:2300:ARG:HB2	2.00	0.44
2:B:3267:ILE:CG2	2:B:3267:ILE:O	2.66	0.44
2:B:3342:ASN:O	2:B:3346:PHE:CA	2.62	0.44
2:B:3606:GLN:HE21	2:B:3613:PRO:HB2	1.82	0.44
3:C:2600:LYS:HZ3	3:C:2918:GLU:N	2.15	0.44
3:C:2607:LEU:HD22	3:C:2914:ILE:HD12	2.00	0.44
3:C:2664:ASP:O	3:C:2668:LEU:HG	2.18	0.44
3:C:2727:ILE:HD12	3:C:2727:ILE:HA	1.97	0.44
3:C:3034:LEU:HB3	3:C:3041:ILE:HG22	2.00	0.44
4:D:288:ARG:NE	4:D:610:GLY:HA3	2.32	0.44
4:D:532:TYR:OH	4:D:652:MET:HE2	2.17	0.44
5:E:203:LEU:CD2	5:E:203:LEU:C	2.85	0.44
5:E:291:TRP:CH2	5:E:300:PRO:HD3	2.52	0.44
6:F:81:THR:HA	7:G:124:VAL:H	1.82	0.44
7:G:77:LEU:C	7:G:77:LEU:CD2	2.85	0.44
12:L:73:GLU:CB	13:M:66:ILE:CD1	2.78	0.44
12:L:74:TRP:CD2	12:L:109:LYS:HD2	2.48	0.44
12:L:86:LEU:CD1	13:M:54:ASN:HB3	2.36	0.44
13:M:64:HIS:CG	13:M:64:HIS:O	2.70	0.44
14:N:72:ILE:CG1	15:O:97:ILE:HG12	2.46	0.44

Continued on next page...

Continued from previous page...

Atom-1	Atom-2	Interatomic distance (Å)	Clash overlap (Å)
1:A:624:PHE:O	1:A:637:TYR:OH	2.19	0.44
1:A:952:GLN:NE2	1:A:1010:LYS:HZ1	2.16	0.44
1:A:1417:GLU:O	1:A:1421:GLU:CB	2.66	0.44
1:A:1458:MET:HE1	1:A:1548:TRP:HD1	1.82	0.44
1:A:2786:CYS:HB3	1:A:2850:LEU:HD22	1.98	0.44
1:A:3853:GLY:HA3	1:A:3879:ALA:HB2	2.00	0.44
2:B:601:GLU:HB2	2:B:602:PRO:HD3	2.00	0.44
2:B:798:ASN:OD1	2:B:799:VAL:N	2.51	0.44
2:B:864:ASN:CB	2:B:947:LEU:HB2	2.33	0.44
2:B:986:PHE:HA	2:B:989:ARG:NE	2.32	0.44
2:B:1603:LYS:HD3	2:B:1610:TYR:CD1	2.52	0.44
2:B:3131:ARG:C	2:B:3131:ARG:CD	2.85	0.44
2:B:3267:ILE:CG2	2:B:3271:ASP:CB	2.93	0.44
3:C:264:TRP:HB2	3:C:296:ILE:HD12	1.99	0.44
3:C:294:LEU:HB2	3:C:301:TRP:CE3	2.52	0.44
3:C:2177:ILE:CG2	3:C:2233:PRO:HA	2.47	0.44
3:C:2589:LEU:HD11	3:C:2925:VAL:HG22	2.00	0.44
3:C:3588:VAL:O	3:C:3588:VAL:HG12	2.18	0.44
4:D:79:ASN:ND2	15:O:103:TRP:CH2	2.85	0.44
8:H:84:LEU:N	8:H:84:LEU:CD1	2.80	0.44
12:L:70:GLY:N	12:L:109:LYS:NZ	2.65	0.44
12:L:77:ILE:HG13	13:M:63:SER:OG	2.18	0.44
13:M:44:GLU:HA	13:M:47:LYS:NZ	2.33	0.44
15:O:91:LYS:NZ	15:O:91:LYS:CB	2.76	0.44
1:A:739:ARG:HE	1:A:743:LYS:HE3	1.82	0.44
1:A:769:THR:O	1:A:769:THR:HG22	2.18	0.44
1:A:894:PHE:CG	1:A:972:TRP:CH2	3.06	0.44
1:A:1013:VAL:CG1	1:A:1076:LEU:CD2	2.95	0.44
1:A:1033:GLU:HB3	1:A:1037:LYS:HE3	2.00	0.44
1:A:1048:TYR:HE1	1:A:1100:LEU:HB2	1.79	0.44
1:A:1452:LYS:HG3	1:A:1458:MET:O	2.18	0.44
1:A:3212:VAL:CG1	1:A:3335:TRP:CE2	3.01	0.44
2:B:902:ILE:HG23	2:B:915:PRO:CD	2.48	0.44
2:B:946:ARG:CA	2:B:955:PHE:CZ	2.81	0.44
2:B:956:LEU:HA	2:B:959:ILE:HG13	1.99	0.44
2:B:969:LEU:C	2:B:969:LEU:CD2	2.86	0.44
2:B:1498:TYR:C	2:B:1500:ARG:H	2.21	0.44
2:B:2441:LEU:O	2:B:2445:GLY:N	2.50	0.44
2:B:2591:ASN:HD22	2:B:2644:PHE:HB2	1.83	0.44
2:B:3140:LEU:C	2:B:3140:LEU:CD2	2.86	0.44
2:B:3144:ALA:HA	2:B:3430:ASN:HD21	1.83	0.44

Continued on next page...

Continued from previous page...

Atom-1	Atom-2	Interatomic distance (Å)	Clash overlap (Å)
2:B:3528:CYS:SG	2:B:3642:THR:HG21	2.57	0.44
2:B:3901:TRP:CZ2	2:B:3907:PRO:HB2	2.52	0.44
3:C:872:ARG:NH2	3:C:896:LYS:HA	2.33	0.44
3:C:2213:ARG:NH2	19:C:4305:ADP:PB	2.89	0.44
3:C:2923:LEU:HB3	3:C:2966:SER:OG	2.17	0.44
4:D:537:ILE:HD11	4:D:651:LYS:CD	2.48	0.44
5:E:71:ARG:O	8:H:68:PHE:HA	2.18	0.44
5:E:457:LEU:N	5:E:457:LEU:CD1	2.80	0.44
6:F:23:TYR:CD1	6:F:23:TYR:O	2.70	0.44
12:L:55:LEU:C	12:L:55:LEU:CD2	2.85	0.44
14:N:78:HIS:O	14:N:78:HIS:CG	2.70	0.44
1:A:764:ARG:N	1:A:765:PRO:HD2	2.32	0.44
1:A:1478:LEU:HB3	1:A:1494:VAL:HG13	2.00	0.44
1:A:2745:LEU:HD11	1:A:2754:VAL:HG21	1.99	0.44
1:A:2938:ILE:HD12	1:A:2999:LEU:HD21	1.99	0.44
1:A:3273:TYR:CD1	1:A:3276:SER:CA	3.01	0.44
1:A:4046:CYS:HB2	1:A:4076:CYS:HB3	1.99	0.44
2:B:500:GLU:HB3	2:B:532:THR:HG21	2.00	0.44
2:B:555:LEU:HD21	2:B:626:TYR:N	2.33	0.44
2:B:598:ARG:NH1	5:E:389:TRP:NE1	2.66	0.44
2:B:801:ILE:HG22	2:B:802:ILE:HG13	2.00	0.44
2:B:993:TYR:CZ	2:B:1067:ILE:HG21	2.52	0.44
2:B:1681:ALA:HB3	2:B:1684:HIS:HB3	1.99	0.44
2:B:2731:SER:OG	2:B:2732:ALA:N	2.50	0.44
3:C:327:PHE:CE2	3:C:336:ILE:HB	2.52	0.44
3:C:379:LYS:CA	3:C:418:CYS:O	2.66	0.44
3:C:2207:HIS:CE1	3:C:2514:TRP:CZ3	3.06	0.44
3:C:2556:VAL:HG11	3:C:2937:TYR:CD1	2.53	0.44
3:C:2830:VAL:CG1	3:C:2834:ARG:CD	2.96	0.44
3:C:2835:LYS:O	3:C:2839:GLU:HG3	2.17	0.44
3:C:3499:ALA:HB1	3:C:3502:ALA:HB3	1.99	0.44
3:C:3600:MET:HB3	3:C:3630:MET:CE	2.48	0.44
4:D:162:LEU:C	4:D:162:LEU:CD2	2.85	0.44
4:D:576:LEU:C	4:D:576:LEU:CD1	2.85	0.44
5:E:14:PHE:CD1	5:E:14:PHE:O	2.70	0.44
5:E:162:ARG:HH12	5:E:196:GLN:H	1.66	0.44
5:E:325:ASN:CB	5:E:375:ARG:HD2	2.48	0.44
6:F:26:PHE:CE1	6:F:48:ILE:HG23	2.53	0.44
10:J:28:TRP:CE3	10:J:28:TRP:O	2.70	0.44
14:N:115:MET:CE	15:O:129:CYS:CB	2.92	0.44
15:O:72:LYS:C	15:O:72:LYS:CD	2.85	0.44

Continued on next page...

Continued from previous page...

Atom-1	Atom-2	Interatomic distance (Å)	Clash overlap (Å)
1:A:948:LEU:CB	1:A:1010:LYS:HD2	2.47	0.44
1:A:1052:LEU:HB3	1:A:1166:TYR:CZ	2.46	0.44
1:A:1441:ASN:CA	1:A:1562:ILE:HD11	2.48	0.44
1:A:2866:VAL:HG11	1:A:3026:TRP:CH2	2.53	0.44
1:A:3102:LEU:HD23	1:A:3451:THR:HG23	2.00	0.44
1:A:3284:MET:N	1:A:3284:MET:SD	2.90	0.44
2:B:725:ILE:CD1	2:B:780:VAL:HB	2.47	0.44
2:B:844:LEU:C	2:B:844:LEU:CD2	2.86	0.44
2:B:1317:LEU:HA	16:P:61:GLU:CA	2.20	0.44
3:C:142:ALA:N	3:C:143:PRO:CD	2.81	0.44
3:C:161:PHE:O	3:C:161:PHE:CD1	2.70	0.44
3:C:259:PRO:HB3	3:C:264:TRP:CH2	2.53	0.44
3:C:2357:LEU:C	3:C:2357:LEU:HD13	2.38	0.44
3:C:2721:GLU:CA	3:C:2798:PHE:CE1	2.99	0.44
3:C:2721:GLU:CD	3:C:2814:CYS:SG	2.96	0.44
4:D:107:VAL:CA	15:O:98:ALA:HA	2.33	0.44
4:D:303:CYS:HB2	4:D:353:LEU:HD22	2.00	0.44
4:D:303:CYS:HB2	4:D:353:LEU:CD2	2.48	0.44
4:D:526:ARG:CB	4:D:528:TRP:CZ2	2.97	0.44
5:E:237:ASN:N	5:E:237:ASN:ND2	2.66	0.44
5:E:418:SER:HB2	5:E:426:PHE:CE1	2.51	0.44
16:P:15:SER:H	16:P:18:HIS:CB	2.31	0.44
1:A:98:ILE:HA	1:A:121:GLY:HA2	1.99	0.43
1:A:971:ASN:CB	1:A:983:ALA:CA	2.86	0.43
1:A:1162:LEU:C	1:A:1162:LEU:CD2	2.86	0.43
1:A:1430:ARG:HG3	1:A:1490:PHE:CE2	2.53	0.43
1:A:1452:LYS:HZ1	1:A:1459:LEU:HD21	1.81	0.43
1:A:1639:PHE:CD1	1:A:1653:ILE:HG12	2.53	0.43
1:A:3546:SER:HA	1:A:3549:ILE:HG22	2.00	0.43
2:B:444:LEU:C	5:E:515:LYS:CB	2.87	0.43
2:B:555:LEU:HG	2:B:625:LEU:HD21	2.00	0.43
2:B:642:LEU:C	2:B:642:LEU:CD1	2.86	0.43
2:B:702:TYR:O	2:B:705:ALA:HB3	2.17	0.43
2:B:952:PRO:CG	3:C:223:THR:HA	0.31	0.43
2:B:1936:MET:HG2	2:B:1966:VAL:HG22	2.00	0.43
2:B:2150:THR:HG22	2:B:2203:ASN:HD22	1.83	0.43
2:B:3300:GLU:CD	2:B:3354:LYS:HZ1	2.17	0.43
3:C:29:VAL:CG2	3:C:92:ALA:C	2.85	0.43
3:C:159:TYR:N	3:C:159:TYR:CD2	2.86	0.43
4:D:66:LEU:CB	4:D:70:MET:HB2	2.46	0.43
5:E:74:SER:HB2	9:I:56:ILE:HB	2.00	0.43

Continued on next page...

Continued from previous page...

Atom-1	Atom-2	Interatomic distance (Å)	Clash overlap (Å)
5:E:150:LEU:HD11	5:E:475:LEU:HD22	1.99	0.43
5:E:156:GLU:HG3	5:E:157:LYS:HG2	2.00	0.43
5:E:386:VAL:HG21	5:E:415:GLY:CA	2.48	0.43
6:F:102:LEU:HB3	6:F:106:ALA:HB3	2.00	0.43
8:H:12:LYS:HE2	8:H:80:TYR:CE2	2.53	0.43
9:I:24:ILE:HG23	9:I:98:PHE:HD1	1.77	0.43
12:L:67:PHE:CD2	12:L:67:PHE:O	2.70	0.43
14:N:84:GLN:OE1	14:N:84:GLN:HA	2.18	0.43
15:O:30:TYR:CD2	15:O:30:TYR:O	2.70	0.43
1:A:945:ASN:HB3	1:A:950:GLU:OE2	2.19	0.43
1:A:1051:GLN:CD	1:A:1096:TYR:CE2	2.82	0.43
1:A:1212:LEU:C	1:A:1212:LEU:CD2	2.85	0.43
1:A:1548:TRP:CD1	1:A:1548:TRP:O	2.70	0.43
1:A:3270:LYS:H	17:Q:60:ASN:HA	1.18	0.43
1:A:3533:PRO:CD	1:A:3648:THR:HG22	2.49	0.43
2:B:854:ASN:O	3:C:168:ASN:HB3	2.18	0.43
2:B:1001:GLU:O	2:B:1094:TRP:HZ2	2.01	0.43
2:B:1058:LYS:HD3	2:B:1166:GLU:O	2.05	0.43
2:B:3067:ILE:HD13	2:B:3119:LYS:HG3	1.99	0.43
2:B:3327:ALA:CA	2:B:3334:SER:HB2	2.48	0.43
2:B:4187:ILE:HD12	2:B:4213:PHE:CE1	2.53	0.43
3:C:124:PRO:HB3	3:C:185:PHE:CE1	2.53	0.43
3:C:172:LEU:CD1	3:C:173:ALA:O	2.66	0.43
3:C:968:MET:HB2	3:C:1026:PHE:CZ	2.53	0.43
3:C:2745:LYS:CG	3:C:2745:LYS:O	2.67	0.43
3:C:2779:GLN:C	3:C:2780:VAL:CG2	2.86	0.43
3:C:2814:CYS:O	3:C:2818:VAL:HG23	2.18	0.43
3:C:2846:GLU:O	3:C:2850:LYS:HG3	2.18	0.43
4:D:87:THR:HG22	4:D:98:THR:HA	2.01	0.43
4:D:257:GLN:OE1	4:D:257:GLN:HA	2.18	0.43
4:D:297:LYS:HZ2	4:D:316:LEU:HD22	1.83	0.43
5:E:80:TRP:CZ3	5:E:84:VAL:HG11	2.52	0.43
5:E:105:PHE:O	5:E:105:PHE:CD1	2.72	0.43
5:E:117:GLU:HG2	5:E:121:TYR:CE2	2.53	0.43
5:E:428:VAL:O	5:E:428:VAL:HG23	2.18	0.43
10:J:37:LEU:CD2	10:J:37:LEU:C	2.85	0.43
1:A:21:LEU:O	1:A:25:ASP:C	2.55	0.43
1:A:655:PHE:CZ	1:A:659:TRP:CD1	3.06	0.43
1:A:1041:ASN:HB3	1:A:1047:ASN:ND2	2.34	0.43
1:A:1048:TYR:HD1	1:A:1100:LEU:CD1	2.27	0.43
1:A:1100:LEU:HD22	1:A:1163:LEU:CB	2.46	0.43

Continued on next page...

Continued from previous page...

Atom-1	Atom-2	Interatomic distance (Å)	Clash overlap (Å)
1:A:1562:ILE:HB	1:A:1563:PRO:CD	2.39	0.43
1:A:1597:LYS:HG2	1:A:1916:GLN:HE22	1.83	0.43
1:A:2367:CYS:HB3	1:A:2386:PHE:CD1	2.53	0.43
1:A:3249:ILE:CD1	1:A:3274:ASP:N	2.63	0.43
1:A:3991:LEU:HB2	1:A:4094:THR:HG22	2.00	0.43
2:B:725:ILE:HD12	2:B:780:VAL:CB	2.49	0.43
2:B:830:LYS:HA	2:B:943:THR:HB	2.00	0.43
2:B:963:PHE:CZ	3:C:39:LEU:CB	3.01	0.43
2:B:1075:TRP:CE3	2:B:1076:LEU:HB3	2.53	0.43
2:B:1101:PHE:CD1	2:B:1102:LEU:HG	2.53	0.43
2:B:1140:LEU:HD21	2:B:1201:TYR:OH	2.18	0.43
2:B:3269:LEU:CD1	2:B:3269:LEU:N	2.81	0.43
2:B:4230:ILE:HG23	2:B:4233:LYS:HB2	2.01	0.43
3:C:380:VAL:N	3:C:418:CYS:O	2.51	0.43
5:E:70:ASP:HB3	8:H:68:PHE:HE1	1.83	0.43
6:F:35:ARG:NE	6:F:41:SER:CB	2.67	0.43
7:G:112:SER:HA	7:G:115:ARG:HB2	2.01	0.43
9:I:85:TYR:CD1	9:I:85:TYR:C	2.90	0.43
11:K:76:ASN:HB3	11:K:91:ARG:HB3	2.00	0.43
12:L:9:GLY:O	12:L:13:GLU:CD	2.56	0.43
1:A:590:GLN:C	1:A:609:TRP:CH2	2.92	0.43
1:A:597:VAL:CG2	4:D:477:GLU:HG2	2.47	0.43
1:A:695:LEU:C	1:A:695:LEU:CD2	2.85	0.43
1:A:869:TYR:CD2	1:A:871:LEU:HB3	2.53	0.43
1:A:1190:LEU:C	1:A:1190:LEU:CD2	2.85	0.43
1:A:2162:GLY:HA2	20:A:4702:ATP:PA	2.58	0.43
1:A:3106:LYS:HB3	1:A:3443:LEU:HD21	1.97	0.43
1:A:3114:GLU:HB2	1:A:3436:ILE:HG21	2.00	0.43
2:B:444:LEU:HD13	2:B:523:LEU:HG	2.00	0.43
2:B:899:LEU:HD12	2:B:899:LEU:C	2.33	0.43
2:B:903:ARG:HB3	2:B:914:ASP:OD1	2.11	0.43
2:B:1154:GLU:N	2:B:1155:PRO:HD2	2.33	0.43
2:B:1230:MET:CE	2:B:1266:VAL:C	2.86	0.43
2:B:1238:LYS:CE	2:B:1308:LEU:CB	2.71	0.43
2:B:3238:HIS:HE1	2:B:3335:LYS:HE3	1.83	0.43
2:B:4017:LEU:HD12	2:B:4044:ILE:HA	2.01	0.43
3:C:106:LEU:CD2	3:C:133:PRO:HB2	2.49	0.43
3:C:197:PRO:HB2	3:C:200:ARG:NH1	2.34	0.43
3:C:287:PHE:HE1	3:C:322:GLU:HB2	1.83	0.43
3:C:757:GLU:HA	3:C:827:ILE:CD1	2.48	0.43
4:D:246:LYS:HE2	4:D:250:ARG:NH2	2.32	0.43

Continued on next page...

Continued from previous page...

Atom-1	Atom-2	Interatomic distance (Å)	Clash overlap (Å)
4:D:603:LEU:HD22	4:D:611:VAL:CG1	2.48	0.43
6:F:62:VAL:HG11	7:G:106:LEU:CD1	2.48	0.43
8:H:46:LYS:NZ	9:I:86:ASP:C	2.61	0.43
8:H:89:PHE:CD2	9:I:76:GLN:OE1	2.70	0.43
10:J:28:TRP:N	10:J:29:PRO:CD	2.81	0.43
10:J:84:PHE:HB2	11:K:63:GLY:HA3	2.01	0.43
15:O:22:LEU:HD12	15:O:22:LEU:C	2.39	0.43
1:A:1020:PHE:HA	1:A:1023:PHE:CZ	2.40	0.43
1:A:3285:ASN:OD1	1:A:3288:LYS:HD2	2.18	0.43
2:B:225:PRO:CB	2:B:298:LEU:CB	2.96	0.43
2:B:516:THR:CG2	5:E:406:LYS:HA	2.46	0.43
2:B:524:LEU:C	2:B:524:LEU:CD2	2.85	0.43
2:B:579:PHE:HA	5:E:430:ARG:HH12	1.83	0.43
2:B:726:LYS:C	2:B:726:LYS:CD	2.85	0.43
2:B:913:PHE:HE1	2:B:987:ARG:CZ	2.31	0.43
2:B:2188:SER:O	20:B:5403:ATP:PB	2.76	0.43
3:C:22:SER:HB3	3:C:341:TRP:HB3	2.01	0.43
3:C:90:ILE:CD1	3:C:96:LEU:HD23	2.48	0.43
3:C:111:THR:HG21	3:C:187:TRP:CH2	2.52	0.43
3:C:319:ARG:HB2	3:C:321:ARG:HE	1.83	0.43
3:C:859:ILE:CB	3:C:864:MET:SD	3.07	0.43
3:C:2701:ILE:HG13	3:C:2704:LYS:HG3	2.00	0.43
3:C:2721:GLU:HG2	3:C:2814:CYS:SG	2.58	0.43
3:C:2740:ILE:HG21	3:C:2744:LYS:CD	2.48	0.43
3:C:2747:LYS:HG2	3:C:2748:ASP:H	1.83	0.43
4:D:68:GLU:CG	5:E:12:LYS:C	2.87	0.43
4:D:105:MET:HE1	14:N:47:THR:CB	2.48	0.43
4:D:164:ASN:N	4:D:167:ASN:HB3	2.33	0.43
4:D:286:ILE:CG2	4:D:287:TRP:CZ3	3.01	0.43
5:E:240:LEU:HD23	5:E:240:LEU:HA	1.87	0.43
5:E:426:PHE:HD2	5:E:436:VAL:HG22	1.83	0.43
11:K:28:GLN:HG3	11:K:49:PHE:CD1	2.53	0.43
18:R:105:THR:C	18:R:107:SER:H	2.17	0.43
1:A:688:PHE:HB3	1:A:727:TYR:CE2	2.54	0.43
1:A:732:TYR:HB2	4:D:390:VAL:CA	2.48	0.43
1:A:751:LEU:CD2	1:A:751:LEU:C	2.86	0.43
1:A:1458:MET:SD	1:A:1552:MET:HB2	2.58	0.43
1:A:1634:ILE:HD11	1:A:1637:VAL:CG2	2.48	0.43
1:A:1926:PHE:CE2	1:A:1934:LEU:HD22	2.54	0.43
1:A:2311:ARG:NH1	1:A:2319:GLU:OE1	2.51	0.43
1:A:2839:LEU:HD13	19:A:4703:ADP:C4	2.52	0.43

Continued on next page...

Continued from previous page...

Atom-1	Atom-2	Interatomic distance (Å)	Clash overlap (Å)
1:A:3268:PHE:C	17:Q:35:ILE:CA	2.86	0.43
1:A:3271:GLU:CD	1:A:3272:SER:H	2.21	0.43
1:A:4042:ILE:HD12	1:A:4042:ILE:N	2.33	0.43
1:A:4053:MET:HA	1:A:4056:ILE:HG22	2.00	0.43
2:B:809:MET:HE3	2:B:813:ASP:HB3	2.01	0.43
2:B:939:ASN:O	2:B:939:ASN:ND2	2.51	0.43
2:B:1145:LYS:O	2:B:1149:ASP:N	2.44	0.43
2:B:3765:SER:HB2	2:B:3772:GLN:HA	2.00	0.43
2:B:3774:SER:HB3	2:B:4090:ASP:HB3	1.99	0.43
3:C:359:GLY:HA3	3:C:440:TYR:CB	2.48	0.43
3:C:2677:LYS:CB	3:C:2841:THR:CG2	2.97	0.43
3:C:2923:LEU:HG	3:C:2966:SER:N	2.34	0.43
4:D:91:TYR:CE2	13:M:80:LEU:HB3	2.41	0.43
4:D:184:GLY:HA3	11:K:69:TYR:CE1	2.53	0.43
4:D:190:PRO:HA	4:D:191:PRO:HD3	1.93	0.43
4:D:201:GLN:OE1	9:I:102:ASN:HB2	2.13	0.43
4:D:265:ARG:HD3	5:E:125:GLN:CA	2.49	0.43
4:D:439:ILE:HG12	4:D:472:PHE:HZ	1.83	0.43
5:E:20:PHE:CG	5:E:20:PHE:O	2.70	0.43
5:E:439:TYR:CD1	5:E:443:GLN:HA	2.54	0.43
9:I:70:LYS:HB3	9:I:71:PHE:CD1	2.53	0.43
12:L:49:LEU:N	12:L:49:LEU:CD2	2.79	0.43
1:A:402:PRO:CA	1:A:467:ILE:O	2.62	0.43
1:A:597:VAL:HB	4:D:477:GLU:CG	2.41	0.43
1:A:604:ALA:HB2	1:A:698:GLU:HB3	2.01	0.43
1:A:612:HIS:CE1	4:D:500:LEU:HD23	2.53	0.43
1:A:730:LEU:HD23	1:A:781:LEU:HD22	2.00	0.43
1:A:761:LEU:HD12	1:A:872:ASP:OD2	2.17	0.43
1:A:797:ASN:OD1	5:E:450:HIS:CD2	2.72	0.43
1:A:1417:GLU:HA	1:A:1420:THR:HG1	1.78	0.43
1:A:1639:PHE:CE1	1:A:1653:ILE:CG1	2.98	0.43
1:A:2357:VAL:HA	1:A:2360:ILE:HD12	2.00	0.43
1:A:3117:PHE:CG	1:A:3429:TRP:CZ3	3.03	0.43
1:A:3824:ILE:HD13	1:A:3952:LEU:HG	2.00	0.43
2:B:520:ARG:HD3	2:B:547:LEU:CD2	2.49	0.43
2:B:744:MET:HE1	2:B:772:ILE:HG13	1.95	0.43
2:B:946:ARG:HA	2:B:955:PHE:HZ	1.70	0.43
2:B:963:PHE:CE1	3:C:39:LEU:CA	2.94	0.43
2:B:2214:ASN:HD21	2:B:2622:GLN:HB3	1.83	0.43
2:B:3236:LYS:N	2:B:3237:PRO:CD	2.82	0.43
2:B:3402:LYS:C	2:B:3402:LYS:CD	2.85	0.43

Continued on next page...

Continued from previous page...

Atom-1	Atom-2	Interatomic distance (Å)	Clash overlap (Å)
3:C:50:LYS:HG2	3:C:103:THR:HB	2.01	0.43
3:C:2701:ILE:HG13	3:C:2704:LYS:CB	2.48	0.43
4:D:94:ARG:HG3	4:D:94:ARG:O	2.18	0.43
4:D:107:VAL:O	4:D:107:VAL:HG13	2.17	0.43
4:D:462:PHE:HA	4:D:474:VAL:HA	2.01	0.43
5:E:26:ARG:HD2	14:N:97:LEU:HD23	2.00	0.43
5:E:435:ASP:HB2	5:E:446:ILE:CG2	2.47	0.43
8:H:54:HIS:NE2	18:R:62:LYS:CA	2.57	0.43
10:J:40:ALA:HB1	10:J:68:MET:HE3	2.01	0.43
10:J:48:LEU:HD22	10:J:53:ILE:CG1	2.43	0.43
11:K:30:LYS:C	11:K:30:LYS:CD	2.85	0.43
14:N:68:CYS:HB2	14:N:113:PHE:HB2	2.00	0.43
1:A:853:VAL:C	5:E:206:ASN:N	2.71	0.43
1:A:1126:VAL:HG11	1:A:1201:TYR:HE1	1.81	0.43
1:A:1514:VAL:HG13	1:A:1581:LEU:CD1	2.49	0.43
1:A:1548:TRP:CD1	1:A:1548:TRP:C	2.92	0.43
1:A:1634:ILE:HD11	1:A:1637:VAL:HG22	2.00	0.43
1:A:2013:ALA:HB2	1:A:2020:ILE:HD13	2.00	0.43
1:A:2723:ILE:HG21	1:A:2776:LYS:HE2	2.00	0.43
1:A:2925:THR:HG22	1:A:3000:CYS:HB2	2.00	0.43
1:A:3110:LEU:HD13	1:A:3440:LYS:HA	2.00	0.43
1:A:3350:LYS:CB	1:A:3351:PRO:CD	2.92	0.43
1:A:4056:ILE:CD1	1:A:4072:LEU:HD21	2.44	0.43
1:A:4534:CYS:SG	1:A:4535:LYS:N	2.92	0.43
2:B:511:PHE:HE2	2:B:547:LEU:CG	2.29	0.43
2:B:1087:LEU:HD23	2:B:1087:LEU:HA	1.90	0.43
2:B:2269:PRO:HD2	2:B:2615:TYR:CE1	2.54	0.43
3:C:94:LYS:HG2	3:C:115:LYS:HE2	2.01	0.43
3:C:161:PHE:O	3:C:161:PHE:CG	2.70	0.43
3:C:2368:SER:HB3	19:C:4306:ADP:H4'	1.97	0.43
3:C:2715:PRO:O	3:C:2719:VAL:HG12	2.19	0.43
5:E:26:ARG:O	14:N:98:ILE:HD12	2.18	0.43
5:E:261:HIS:NE2	5:E:265:VAL:HG22	2.34	0.43
5:E:497:MET:HE3	5:E:501:GLU:HB2	1.99	0.43
8:H:52:ARG:HA	18:R:63:ASN:HA	1.99	0.43
13:M:5:PRO:HG3	13:M:77:ILE:HG13	2.00	0.43
15:O:121:TYR:O	15:O:121:TYR:CG	2.70	0.43
1:A:621:ILE:HD11	1:A:640:SER:HB2	2.01	0.43
1:A:1013:VAL:CA	1:A:1076:LEU:HD11	2.49	0.43
1:A:1045:LEU:C	1:A:1045:LEU:CD1	2.86	0.43
1:A:1458:MET:HE3	1:A:1548:TRP:NE1	2.33	0.43

Continued on next page...

Continued from previous page...

Atom-1	Atom-2	Interatomic distance (Å)	Clash overlap (Å)
1:A:3124:ILE:CD1	1:A:3425:GLU:CG	2.92	0.43
1:A:3191:LYS:HD2	1:A:3360:GLU:HA	2.01	0.43
1:A:4336:ASN:HB2	1:A:4339:GLU:HB3	2.01	0.43
2:B:903:ARG:CB	2:B:914:ASP:CG	2.47	0.43
2:B:1212:ILE:HG22	2:B:1213:PRO:HD3	1.97	0.43
2:B:1467:PHE:HD1	2:B:1470:LEU:HD21	1.83	0.43
2:B:3080:LEU:HD12	2:B:3484:LYS:HE2	2.01	0.43
2:B:4546:PRO:HB2	2:B:4548:TYR:CE2	2.52	0.43
3:C:293:VAL:HG23	3:C:304:ILE:HB	2.01	0.43
3:C:341:TRP:HB2	3:C:345:TRP:NE1	2.32	0.43
3:C:1605:ARG:HB2	3:C:1636:ILE:HG21	2.01	0.43
3:C:2018:GLN:NE2	19:C:4305:ADP:C2'	2.54	0.43
4:D:172:GLU:OE2	12:L:55:LEU:CG	2.66	0.43
4:D:248:MET:SD	7:G:125:PHE:HE2	2.42	0.43
5:E:46:ASN:CB	12:L:90:ALA:HA	2.49	0.43
5:E:250:ASN:HB3	5:E:251:PRO:HD2	2.01	0.43
5:E:308:GLU:OE2	5:E:361:LEU:HD23	2.19	0.43
14:N:99:GLN:HA	14:N:99:GLN:OE1	2.19	0.43
15:O:52:ASP:H	15:O:53:PRO:CD	2.27	0.43
16:P:23:TYR:C	16:P:96:GLY:HA2	2.38	0.43
1:A:330:GLY:O	1:A:380:ARG:HA	2.18	0.43
1:A:669:ALA:HB2	1:A:689:ASP:OD2	2.17	0.43
1:A:854:GLU:HG3	5:E:204:ASN:HA	1.32	0.43
1:A:1013:VAL:CG1	1:A:1016:PHE:HE1	2.32	0.43
1:A:1142:ILE:HD13	1:A:1190:LEU:CD2	2.47	0.43
1:A:1183:LEU:C	1:A:1183:LEU:CD2	2.85	0.43
1:A:1586:LYS:HE2	1:A:1586:LYS:HB3	1.65	0.43
1:A:1637:VAL:HG13	1:A:1653:ILE:CG2	2.46	0.43
1:A:3222:GLU:HB2	1:A:3328:ALA:HB1	2.01	0.43
1:A:3279:GLN:OE1	1:A:3279:GLN:HA	2.19	0.43
1:A:3309:TYR:HA	17:Q:32:ILE:O	2.17	0.43
2:B:277:GLU:O	2:B:281:ALA:CB	2.67	0.43
2:B:956:LEU:O	2:B:960:ARG:HG3	2.19	0.43
2:B:1441:GLU:O	2:B:1445:LYS:HG3	2.19	0.43
2:B:3150:VAL:HA	2:B:3707:LEU:HD21	2.01	0.43
2:B:4187:ILE:O	2:B:4212:LEU:HD21	2.19	0.43
3:C:7:TRP:CE3	3:C:352:LEU:HB3	2.53	0.43
3:C:972:LEU:HD21	3:C:1017:MET:SD	2.59	0.43
3:C:2860:LYS:O	3:C:2864:GLU:HG3	2.19	0.43
3:C:4077:LEU:HD13	3:C:4105:MET:CG	2.49	0.43
4:D:89:TYR:CD2	11:K:56:PRO:HB3	2.53	0.43

Continued on next page...

Continued from previous page...

Atom-1	Atom-2	Interatomic distance (Å)	Clash overlap (Å)
4:D:474:VAL:HG13	4:D:474:VAL:O	2.19	0.43
5:E:60:SER:HA	10:J:87:GLN:HA	2.01	0.43
5:E:110:LYS:CA	6:F:10:GLN:HG2	2.45	0.43
5:E:306:ILE:HG23	5:E:343:LEU:HD12	2.01	0.43
5:E:426:PHE:CD1	5:E:426:PHE:N	2.87	0.43
6:F:65:ARG:HG3	6:F:65:ARG:NH1	2.34	0.43
6:F:107:ILE:CG2	6:F:111:LYS:HE3	2.49	0.43
10:J:90:HIS:HB3	10:J:108:TYR:HB2	2.00	0.43
12:L:66:GLU:HG3	12:L:66:GLU:O	2.19	0.43
13:M:77:ILE:HG22	13:M:80:LEU:HD22	2.00	0.43
1:A:1149:ILE:HG21	1:A:1187:TRP:CE2	2.54	0.42
1:A:1270:GLU:CB	1:A:1277:ASN:ND2	2.82	0.42
1:A:3083:ARG:NH2	1:A:3630:ALA:O	2.51	0.42
1:A:3246:ALA:HB1	17:Q:126:ASN:HA	1.48	0.42
1:A:3311:ASN:ND2	17:Q:30:LYS:C	2.65	0.42
1:A:3317:PHE:HA	1:A:3333:LEU:CD1	2.48	0.42
1:A:3897:PRO:HA	1:A:3900:ILE:HG22	2.01	0.42
2:B:733:GLU:CD	2:B:783:MET:CG	2.63	0.42
2:B:749:LYS:N	2:B:750:PRO:CD	2.82	0.42
2:B:801:ILE:CG1	2:B:937:PHE:CD1	2.71	0.42
2:B:1456:PHE:CG	2:B:1569:VAL:CG1	2.98	0.42
2:B:1603:LYS:HB3	2:B:1610:TYR:CE1	2.54	0.42
2:B:2815:ALA:HB1	2:B:2817:PRO:HD2	2.01	0.42
2:B:3133:ILE:CG1	2:B:3440:LEU:HD13	2.48	0.42
2:B:4076:LEU:C	2:B:4076:LEU:HD12	2.39	0.42
3:C:7:TRP:CZ3	3:C:352:LEU:HD12	2.54	0.42
3:C:1047:LEU:HG	3:C:1111:LEU:HD11	2.00	0.42
3:C:2698:LEU:HD21	3:C:2768:LEU:C	2.39	0.42
3:C:3014:PRO:HD3	3:C:3125:THR:HG22	2.01	0.42
3:C:3792:ILE:HD12	3:C:3801:ASN:HD22	1.83	0.42
4:D:184:GLY:N	11:K:69:TYR:HE1	2.17	0.42
4:D:199:ILE:HG21	9:I:104:ALA:HB2	1.94	0.42
4:D:509:ASN:ND2	4:D:512:HIS:HB3	2.33	0.42
4:D:564:ASP:HB2	4:D:583:LYS:HE2	2.01	0.42
4:D:567:GLN:CG	4:D:578:LYS:CD	2.87	0.42
4:D:584:ILE:H	4:D:584:ILE:HG13	1.49	0.42
4:D:622:LYS:CB	4:D:640:LYS:HD2	2.49	0.42
5:E:26:ARG:HB2	5:E:26:ARG:CZ	2.48	0.42
5:E:61:VAL:CG2	10:J:106:LEU:CD1	2.86	0.42
5:E:286:GLY:CA	5:E:318:GLY:HA2	2.48	0.42
5:E:394:TRP:CZ2	5:E:401:PRO:HB3	2.51	0.42

Continued on next page...

Continued from previous page...

Atom-1	Atom-2	Interatomic distance (Å)	Clash overlap (Å)
7:G:120:THR:N	9:I:12:ILE:HG21	2.33	0.42
16:P:14:THR:H	16:P:18:HIS:CB	2.31	0.42
1:A:604:ALA:HB2	1:A:698:GLU:CG	2.49	0.42
1:A:616:LYS:HB2	4:D:500:LEU:CD2	2.49	0.42
1:A:1212:LEU:HD23	1:A:1212:LEU:O	2.19	0.42
1:A:1521:LEU:O	1:A:1541:PHE:HE2	1.99	0.42
1:A:1828:THR:HG21	1:A:1860:GLN:HE21	1.83	0.42
1:A:3895:GLU:O	1:A:3899:LEU:HD13	2.19	0.42
1:A:4121:VAL:HB	1:A:4126:TRP:CG	2.54	0.42
1:A:4321:GLN:HB2	1:A:4393:ILE:HD12	2.00	0.42
2:B:555:LEU:CD2	2:B:625:LEU:HB3	2.49	0.42
2:B:957:GLN:NE2	2:B:957:GLN:HA	2.34	0.42
2:B:984:ASN:C	2:B:987:ARG:HG2	2.39	0.42
2:B:1100:ASP:HA	2:B:1103:VAL:HB	2.00	0.42
2:B:1783:GLU:HA	2:B:1786:LYS:HE2	2.00	0.42
2:B:2260:TRP:CD1	2:B:2302:ILE:HD12	2.54	0.42
2:B:2742:ARG:NH2	19:B:5405:ADP:O1B	2.47	0.42
2:B:2885:ASN:HD22	2:B:3018:VAL:HB	1.84	0.42
2:B:3243:LYS:CD	2:B:3285:ASN:O	2.66	0.42
2:B:3353:VAL:HA	2:B:3356:LEU:HD12	2.00	0.42
2:B:3658:ILE:HD11	2:B:3748:ARG:HD2	2.00	0.42
2:B:3894:ALA:N	2:B:3895:PRO:HD2	2.34	0.42
2:B:4458:ILE:HD12	2:B:4489:GLU:HA	2.01	0.42
3:C:12:GLN:HE22	3:C:349:LEU:HB3	1.79	0.42
3:C:53:PRO:CD	3:C:81:PRO:HB2	2.47	0.42
3:C:146:ARG:CB	3:C:165:GLY:HA3	2.48	0.42
3:C:162:GLY:HA2	3:C:203:HIS:CE1	2.54	0.42
3:C:2402:LEU:O	3:C:2406:CYS:SG	2.74	0.42
3:C:2793:LEU:O	3:C:2796:PRO:HG2	2.18	0.42
3:C:2989:LEU:HD12	3:C:2990:PRO:HD2	2.00	0.42
3:C:4000:ARG:HG3	3:C:4021:TYR:HB3	2.00	0.42
5:E:377:ASN:N	5:E:377:ASN:ND2	2.60	0.42
8:H:43:THR:CB	9:I:86:ASP:OD2	2.65	0.42
11:K:38:PHE:HB3	11:K:41:LYS:HB2	2.01	0.42
13:M:75:PHE:CZ	13:M:82:LEU:HD13	2.55	0.42
15:O:102:LEU:HD13	15:O:103:TRP:N	2.34	0.42
1:A:677:ARG:HG3	1:A:677:ARG:O	2.19	0.42
1:A:801:ILE:O	1:A:806:ILE:HG22	2.18	0.42
1:A:955:ILE:HD12	1:A:955:ILE:HA	1.93	0.42
1:A:1263:TYR:HE2	1:A:1280:TYR:HA	1.84	0.42
1:A:1273:PHE:C	1:A:1275:LEU:N	2.72	0.42

Continued on next page...

Continued from previous page...

Atom-1	Atom-2	Interatomic distance (Å)	Clash overlap (Å)
1:A:1570:LEU:HD12	1:A:1570:LEU:N	2.32	0.42
1:A:3125:GLN:NE2	1:A:3125:GLN:C	2.73	0.42
1:A:3294:GLU:HA	1:A:3294:GLU:OE2	2.19	0.42
2:B:224:ASP:CA	2:B:347:ILE:CB	2.95	0.42
2:B:425:ASP:HB3	2:B:489:PHE:CZ	2.54	0.42
2:B:725:ILE:CG2	2:B:776:LEU:HG	2.31	0.42
2:B:815:ASP:HB3	2:B:819:LYS:HE3	2.01	0.42
2:B:1771:LEU:HD11	2:B:1787:ILE:HG23	2.02	0.42
2:B:3283:PHE:HE1	2:B:3293:LYS:HZ1	1.58	0.42
3:C:294:LEU:C	3:C:294:LEU:CD2	2.85	0.42
3:C:972:LEU:HD21	3:C:1017:MET:HE1	1.99	0.42
3:C:3057:ILE:HA	3:C:3101:PHE:O	2.19	0.42
5:E:119:CYS:HB2	6:F:88:ILE:HD13	1.89	0.42
5:E:320:THR:O	5:E:320:THR:HG22	2.19	0.42
5:E:367:LEU:N	5:E:367:LEU:HD23	2.34	0.42
5:E:498:GLN:HB2	5:E:501:GLU:HG3	2.01	0.42
8:H:46:LYS:CE	9:I:86:ASP:O	2.61	0.42
12:L:74:TRP:CD1	12:L:109:LYS:CD	2.93	0.42
12:L:86:LEU:HD21	13:M:56:ILE:HG12	2.01	0.42
13:M:6:GLU:HG3	13:M:6:GLU:O	2.18	0.42
1:A:755:HIS:CE1	1:A:869:TYR:CB	3.02	0.42
1:A:793:GLN:OE1	5:E:451:LYS:HD3	2.19	0.42
1:A:845:THR:HG22	1:A:965:CYS:HA	2.01	0.42
1:A:948:LEU:HB3	1:A:1010:LYS:CD	2.45	0.42
1:A:1205:GLN:HE22	4:D:166:PHE:HD2	0.84	0.42
1:A:3304:GLU:O	17:Q:55:LEU:O	2.35	0.42
1:A:3654:LEU:HD23	1:A:3755:SER:HA	2.02	0.42
2:B:582:MET:SD	2:B:587:GLY:HA3	2.58	0.42
2:B:603:ILE:HD12	2:B:626:TYR:CE1	2.49	0.42
2:B:1058:LYS:CD	2:B:1167:MET:SD	3.07	0.42
2:B:1454:GLN:C	2:B:1455:VAL:HG23	2.40	0.42
2:B:1462:LYS:HA	2:B:1463:GLU:HA	1.85	0.42
2:B:3288:GLN:NE2	2:B:3288:GLN:CA	2.81	0.42
2:B:3446:SER:HB2	2:B:3489:THR:CB	2.38	0.42
2:B:4206:ARG:CZ	2:B:4573:ILE:HG22	2.49	0.42
3:C:90:ILE:HA	3:C:153:PHE:CZ	2.54	0.42
3:C:143:PRO:HB3	3:C:160:ILE:HD11	2.00	0.42
3:C:2578:PHE:CZ	3:C:2582:ILE:HD11	2.54	0.42
3:C:2708:GLN:CG	3:C:2813:ILE:HD11	2.49	0.42
3:C:2937:TYR:O	3:C:2941:PHE:CD1	2.73	0.42
4:D:111:MET:HE3	15:O:90:ILE:CB	2.42	0.42

Continued on next page...

Continued from previous page...

Atom-1	Atom-2	Interatomic distance (Å)	Clash overlap (Å)
4:D:394:LYS:HG3	4:D:394:LYS:O	2.18	0.42
4:D:401:GLN:CG	4:D:462:PHE:CD1	3.03	0.42
5:E:47:PHE:CA	12:L:88:PHE:CE2	3.02	0.42
5:E:119:CYS:HB2	6:F:88:ILE:CD1	2.47	0.42
5:E:145:LEU:HD22	5:E:494:LEU:CG	2.43	0.42
6:F:50:ALA:CB	8:H:83:GLN:HB3	2.49	0.42
6:F:56:TRP:CG	6:F:91:GLN:HE22	1.77	0.42
6:F:62:VAL:HG13	6:F:66:ASP:HB2	2.00	0.42
8:H:36:ASN:N	8:H:36:ASN:ND2	2.67	0.42
13:M:20:VAL:HG21	13:M:73:ILE:HD13	2.01	0.42
14:N:70:THR:HA	15:O:99:SER:HA	2.01	0.42
14:N:115:MET:HE3	15:O:80:LYS:HB3	2.02	0.42
1:A:634:ILE:CG2	1:A:638:TYR:HH	2.23	0.42
1:A:801:ILE:HG22	1:A:862:LEU:HD21	1.78	0.42
1:A:805:ARG:HG3	5:E:151:MET:HB3	1.67	0.42
1:A:1448:GLY:O	1:A:1459:LEU:HA	2.20	0.42
1:A:1537:GLN:NE2	1:A:1587:MET:HB3	2.34	0.42
1:A:2839:LEU:HD11	19:A:4703:ADP:N1	1.62	0.42
1:A:3306:LEU:CA	17:Q:58:SER:CB	2.98	0.42
2:B:447:THR:HA	5:E:443:GLN:HB3	2.00	0.42
2:B:966:LYS:HD3	3:C:345:TRP:CG	2.54	0.42
2:B:1456:PHE:CZ	2:B:1563:VAL:HG11	2.28	0.42
2:B:1514:VAL:CG1	2:B:1570:VAL:HA	2.43	0.42
3:C:276:PHE:CE1	3:C:282:ARG:HG3	2.55	0.42
3:C:2246:ARG:CD	3:C:2344:ARG:HG2	2.49	0.42
4:D:208:TYR:CZ	9:I:22:LYS:HB2	2.52	0.42
4:D:552:PRO:CG	4:D:597:TYR:HA	2.49	0.42
5:E:20:PHE:CD2	5:E:20:PHE:O	2.73	0.42
6:F:48:ILE:HD11	6:F:98:LEU:HD23	0.44	0.42
13:M:45:PHE:HA	13:M:48:ILE:HG22	2.00	0.42
15:O:41:LEU:HD22	15:O:70:LYS:HE2	2.02	0.42
17:Q:5:THR:CB	17:Q:37:PRO:O	2.68	0.42
1:A:608:ILE:CD1	4:D:477:GLU:OE1	2.67	0.42
1:A:731:LEU:CB	4:D:390:VAL:CG2	2.96	0.42
1:A:770:LEU:HD22	1:A:774:SER:HB3	2.00	0.42
1:A:1276:GLN:CG	4:D:153:HIS:ND1	2.79	0.42
1:A:1424:ASP:C	1:A:1428:LYS:HG3	2.38	0.42
1:A:1440:TRP:NE1	1:A:1474:ASP:OD2	2.48	0.42
1:A:1517:LEU:HB3	1:A:1581:LEU:HD22	2.02	0.42
1:A:1764:LEU:HD12	1:A:1788:GLN:HG3	2.02	0.42
1:A:3270:LYS:HZ3	17:Q:58:SER:C	2.22	0.42

Continued on next page...

Continued from previous page...

Atom-1	Atom-2	Interatomic distance (Å)	Clash overlap (Å)
2:B:433:ILE:HG12	2:B:463:PHE:HE1	1.84	0.42
2:B:544:HIS:O	2:B:548:LEU:HG	2.20	0.42
2:B:609:LEU:H	2:B:609:LEU:CD2	2.33	0.42
2:B:725:ILE:HG21	2:B:776:LEU:HD21	2.01	0.42
2:B:804:ARG:NH2	2:B:899:LEU:HB3	2.34	0.42
2:B:2862:LEU:N	2:B:2862:LEU:HD12	2.35	0.42
2:B:3261:ILE:C	2:B:3306:ILE:HG21	2.32	0.42
2:B:4466:LEU:HD13	2:B:4466:LEU:C	2.40	0.42
3:C:96:LEU:HB3	3:C:113:ILE:HG23	2.00	0.42
3:C:973:LYS:HA	3:C:976:ILE:HD12	2.02	0.42
3:C:2079:ILE:HD12	3:C:2124:VAL:HG11	2.01	0.42
3:C:2721:GLU:OE2	3:C:2721:GLU:HA	2.19	0.42
3:C:3588:VAL:HG11	3:C:3621:TRP:CD2	2.54	0.42
3:C:3724:CYS:HB3	3:C:3764:LEU:HD11	2.02	0.42
3:C:4113:VAL:HG12	3:C:4114:PRO:HD2	2.01	0.42
4:D:173:CYS:O	13:M:62:GLY:HA2	2.19	0.42
4:D:183:ARG:CB	11:K:72:TYR:HE2	2.32	0.42
4:D:312:PHE:CZ	4:D:332:TYR:HB2	2.54	0.42
4:D:316:LEU:CD1	4:D:316:LEU:N	2.83	0.42
4:D:543:MET:HE2	4:D:563:MET:HE3	2.01	0.42
5:E:59:HIS:H	10:J:90:HIS:CD2	2.38	0.42
5:E:66:VAL:CG1	8:H:72:GLU:HG2	2.49	0.42
5:E:81:PRO:HG2	5:E:95:PHE:CE2	2.55	0.42
5:E:152:LEU:HD22	5:E:486:THR:HG22	2.01	0.42
5:E:429:ARG:HH21	5:E:433:TRP:HB2	1.85	0.42
7:G:64:LEU:HD22	7:G:76:TYR:CE2	2.55	0.42
7:G:78:ILE:HD13	7:G:145:LEU:HG	2.01	0.42
8:H:59:CYS:O	9:I:85:TYR:CA	2.66	0.42
10:J:83:ASN:ND2	11:K:64:LYS:HD2	2.34	0.42
10:J:97:TYR:CD1	10:J:106:LEU:HB2	2.54	0.42
1:A:837:GLN:NE2	1:A:958:ALA:CA	2.83	0.42
1:A:937:LEU:HD12	1:A:1081:ILE:CD1	2.50	0.42
1:A:1031:ILE:HG23	1:A:1034:SER:CB	2.48	0.42
1:A:1596:ARG:CZ	1:A:1909:LYS:HE3	2.50	0.42
1:A:2793:VAL:HG23	1:A:2804:ALA:HB2	2.02	0.42
1:A:3208:ALA:HB1	1:A:3342:TYR:HB2	2.01	0.42
1:A:3307:GLU:N	1:A:3308:PRO:CD	2.80	0.42
2:B:4:HIS:C	2:B:6:GLN:H	2.22	0.42
2:B:786:SER:CB	2:B:843:VAL:HG22	2.50	0.42
2:B:805:LYS:HD3	2:B:809:MET:CE	2.50	0.42
2:B:888:PRO:O	2:B:891:ILE:HG23	2.15	0.42

Continued on next page...

Continued from previous page...

Atom-1	Atom-2	Interatomic distance (Å)	Clash overlap (Å)
2:B:1057:LEU:HD11	2:B:1098:TYR:CD2	2.55	0.42
2:B:1102:LEU:HD23	2:B:1105:GLN:CB	2.49	0.42
2:B:2040:LEU:HD13	2:B:2083:LEU:HD22	2.00	0.42
2:B:3902:TYR:O	2:B:3934:ARG:NH1	2.52	0.42
3:C:232:TYR:HB2	3:C:239:TRP:HB3	2.01	0.42
3:C:354:VAL:CG1	3:C:357:ILE:HB	2.49	0.42
3:C:2593:ARG:HD2	3:C:2921:LEU:HD11	2.01	0.42
3:C:3625:GLN:HA	3:C:3662:SER:OG	2.20	0.42
4:D:114:ASP:O	5:E:42:GLN:HA	2.19	0.42
4:D:141:MET:SD	4:D:155:GLU:HG2	2.60	0.42
5:E:53:ILE:HG21	12:L:81:ASN:HD21	1.84	0.42
5:E:58:GLU:HB2	10:J:89:VAL:HA	1.93	0.42
5:E:68:THR:HB	8:H:70:THR:HG23	1.93	0.42
5:E:216:SER:HB3	5:E:235:CYS:HB3	2.01	0.42
5:E:343:LEU:HD21	5:E:358:ARG:HG2	2.02	0.42
11:K:18:MET:HA	11:K:18:MET:HE3	2.01	0.42
1:A:59:VAL:C	1:A:100:ASN:O	2.58	0.42
1:A:642:ASN:O	1:A:646:LYS:HG3	2.19	0.42
1:A:703:ASP:CG	4:D:454:ILE:HG22	2.40	0.42
1:A:748:CYS:SG	1:A:802:ILE:CD1	3.08	0.42
1:A:1016:PHE:HD2	1:A:1020:PHE:CZ	2.38	0.42
1:A:2275:GLU:HB2	1:A:2624:ARG:HD3	2.02	0.42
1:A:3241:LEU:CB	17:Q:104:TYR:CD1	2.37	0.42
1:A:3307:GLU:HB3	17:Q:56:SER:O	2.17	0.42
1:A:3309:TYR:CD2	17:Q:58:SER:CB	2.96	0.42
2:B:549:GLU:HA	2:B:549:GLU:OE2	2.19	0.42
2:B:1440:ILE:O	2:B:1443:LYS:HB2	2.20	0.42
2:B:2666:ARG:NH2	20:B:5403:ATP:O3G	2.52	0.42
2:B:3041:ASN:OD1	2:B:3042:ASN:N	2.53	0.42
2:B:3143:LEU:HD21	2:B:3698:LEU:CD1	2.49	0.42
2:B:3147:GLN:HE21	2:B:3427:ALA:HB2	1.85	0.42
2:B:3207:GLU:HG3	2:B:3367:LEU:CB	2.50	0.42
2:B:3268:THR:CG2	2:B:3269:LEU:H	2.20	0.42
2:B:3432:ARG:HH12	2:B:3687:LEU:HD11	1.85	0.42
2:B:3928:LEU:HD13	2:B:3928:LEU:C	2.40	0.42
2:B:4044:ILE:HG13	2:B:4076:LEU:HB2	2.01	0.42
3:C:25:THR:OG1	3:C:87:SER:CB	2.67	0.42
3:C:2715:PRO:CG	3:C:2719:VAL:HB	2.44	0.42
3:C:2742:LYS:CE	3:C:2785:VAL:CG2	2.82	0.42
3:C:2772:LYS:CE	3:C:2776:ASP:OD2	2.64	0.42
3:C:2934:PHE:HE2	3:C:3001:ILE:HG13	1.84	0.42

Continued on next page...

Continued from previous page...

Atom-1	Atom-2	Interatomic distance (Å)	Clash overlap (Å)
4:D:512:HIS:CD2	4:D:513:PRO:HD3	2.48	0.42
4:D:561:ALA:HB2	4:D:566:VAL:HG22	2.01	0.42
5:E:120:ILE:HG12	6:F:101:GLN:OE1	2.20	0.42
5:E:179:VAL:HG11	5:E:485:VAL:HG21	2.02	0.42
11:K:60:CYS:O	11:K:60:CYS:SG	2.77	0.42
11:K:80:PHE:CE1	11:K:87:ILE:HB	2.55	0.42
12:L:70:GLY:N	12:L:109:LYS:HZ1	2.16	0.42
1:A:56:TYR:C	1:A:58:GLN:H	2.23	0.42
1:A:604:ALA:HB2	1:A:698:GLU:CD	2.40	0.42
1:A:612:HIS:HB3	4:D:501:LEU:HD21	2.01	0.42
1:A:614:PHE:CG	1:A:644:LEU:CD2	2.95	0.42
1:A:751:LEU:CD2	1:A:866:ILE:CD1	2.92	0.42
1:A:1161:SER:O	11:K:15:ASN:CB	2.62	0.42
1:A:1511:TRP:N	1:A:1574:LEU:HD13	2.33	0.42
1:A:1643:LYS:HE3	1:A:1675:LYS:HZ2	1.84	0.42
1:A:2227:THR:HG22	1:A:2267:ASN:HB2	2.02	0.42
1:A:3305:LEU:HD13	17:Q:80:SER:CB	2.49	0.42
1:A:4252:PRO:HG3	1:A:4265:TYR:CG	2.55	0.42
2:B:439:LEU:HD12	2:B:503:LEU:HD21	2.02	0.42
2:B:551:TYR:CE2	2:B:622:VAL:HG12	2.55	0.42
2:B:1456:PHE:O	2:B:1456:PHE:CG	2.73	0.42
2:B:1466:THR:CB	2:B:1522:GLN:OE1	2.61	0.42
2:B:1798:ARG:NH2	2:B:2049:ARG:HD2	2.35	0.42
3:C:90:ILE:HA	3:C:153:PHE:CE2	2.55	0.42
3:C:268:ILE:HG12	3:C:301:TRP:CH2	2.55	0.42
3:C:1552:LEU:HD21	3:C:1600:GLN:HG2	2.01	0.42
3:C:2005:PRO:HB2	3:C:2145:PHE:CD1	2.55	0.42
3:C:2849:VAL:CG1	3:C:2853:GLU:OE2	2.68	0.42
3:C:3644:LEU:HD11	3:C:3661:ILE:HD11	2.02	0.42
4:D:599:ASP:HB3	4:D:600:PRO:HD2	2.01	0.42
6:F:91:GLN:HB3	6:F:96:THR:HG22	1.96	0.42
12:L:59:LYS:CB	12:L:59:LYS:HZ3	2.33	0.42
13:M:75:PHE:CZ	13:M:82:LEU:HD22	2.55	0.42
1:A:1007:GLN:HA	1:A:1010:LYS:CE	2.44	0.42
1:A:1126:VAL:CG1	1:A:1201:TYR:CE1	3.03	0.42
1:A:2699:LEU:HD22	1:A:2699:LEU:N	2.35	0.42
1:A:4415:VAL:HG21	1:A:4438:TRP:CD1	2.55	0.42
2:B:609:LEU:HD22	2:B:609:LEU:H	1.85	0.42
2:B:886:ILE:HG21	2:B:972:ILE:HD12	2.01	0.42
2:B:914:ASP:N	2:B:915:PRO:CD	2.82	0.42
2:B:1237:ARG:HH22	2:B:1259:ASN:HA	1.50	0.42

Continued on next page...

Continued from previous page...

Atom-1	Atom-2	Interatomic distance (Å)	Clash overlap (Å)
2:B:1530:ASN:O	2:B:1530:ASN:OD1	2.38	0.42
2:B:2366:ALA:HA	2:B:2432:LEU:HD13	2.02	0.42
2:B:2696:LEU:HD12	2:B:2707:ALA:HB2	2.01	0.42
2:B:3118:TYR:HB2	2:B:3455:SER:HB3	1.91	0.42
2:B:3121:LEU:C	2:B:3121:LEU:CD1	2.86	0.42
3:C:1281:MET:HE1	3:C:1328:LEU:HD23	2.02	0.42
3:C:2152:PHE:CZ	3:C:2192:HIS:CE1	3.08	0.42
3:C:2213:ARG:HB3	19:C:4305:ADP:H5'2	2.02	0.42
3:C:2710:LYS:O	3:C:2755:LEU:HD22	2.20	0.42
3:C:2903:LEU:C	3:C:2903:LEU:CD2	2.88	0.42
3:C:4051:THR:HB	3:C:4108:ILE:HG23	2.01	0.42
4:D:288:ARG:HH21	4:D:610:GLY:HA3	1.85	0.42
4:D:379:ASN:ND2	5:E:138:SER:OG	2.53	0.42
5:E:55:GLU:HB2	10:J:92:LYS:HG3	2.01	0.42
5:E:282:THR:HG22	5:E:288:VAL:CG2	2.45	0.42
9:I:24:ILE:CG2	9:I:98:PHE:HD1	2.33	0.42
9:I:77:CYS:O	9:I:77:CYS:SG	2.78	0.42
10:J:79:PHE:CE2	11:K:68:ALA:HB3	2.55	0.42
12:L:77:ILE:CD1	13:M:65:ILE:CD1	2.98	0.42
14:N:61:LEU:HD12	14:N:61:LEU:O	2.19	0.42
1:A:598:ARG:HH11	4:D:504:TYR:HA	1.80	0.41
1:A:791:LEU:CG	1:A:795:ILE:HD11	2.50	0.41
1:A:1027:CYS:O	1:A:1088:TRP:CZ3	2.70	0.41
1:A:1100:LEU:HD23	1:A:1163:LEU:HD12	2.01	0.41
1:A:1111:LEU:HD11	1:A:1156:VAL:HG21	2.02	0.41
1:A:1417:GLU:O	1:A:1420:THR:OG1	2.36	0.41
1:A:1924:ASP:HA	1:A:1975:THR:OG1	2.20	0.41
1:A:2316:ARG:HH11	1:A:2372:VAL:HG22	1.85	0.41
1:A:2340:GLN:OE1	1:A:2341:SER:N	2.53	0.41
1:A:2498:ALA:N	19:A:4701:ADP:O2B	2.52	0.41
2:B:581:ASN:CG	5:E:184:MET:HE3	2.39	0.41
2:B:953:GLY:C	3:C:282:ARG:CZ	2.88	0.41
3:C:1388:THR:HB	3:C:3786:ILE:HG23	2.01	0.41
3:C:1397:MET:CE	3:C:3759:ILE:HD12	2.50	0.41
3:C:2564:LEU:HD13	3:C:2564:LEU:C	2.40	0.41
3:C:2799:THR:HB	3:C:2800:PRO:CD	2.50	0.41
3:C:3245:HIS:HD2	3:C:3246:SER:O	2.03	0.41
3:C:3757:LEU:HD23	3:C:3757:LEU:C	2.41	0.41
4:D:141:MET:HB2	4:D:158:ILE:HD13	2.01	0.41
4:D:312:PHE:O	4:D:312:PHE:CG	2.73	0.41
5:E:110:LYS:HA	6:F:10:GLN:CG	2.46	0.41

Continued on next page...

Continued from previous page...

Atom-1	Atom-2	Interatomic distance (Å)	Clash overlap (Å)
5:E:439:TYR:HD1	5:E:443:GLN:HA	1.85	0.41
6:F:87:TYR:CD2	6:F:100:ILE:HG12	2.55	0.41
11:K:33:VAL:HA	11:K:42:ILE:HD11	2.01	0.41
12:L:86:LEU:HD21	13:M:56:ILE:CG1	2.50	0.41
1:A:614:PHE:CZ	1:A:648:LEU:HD11	2.56	0.41
1:A:674:LEU:HD13	1:A:674:LEU:C	2.40	0.41
1:A:728:ASN:HB3	4:D:390:VAL:HG13	1.35	0.41
1:A:1534:MET:N	1:A:1535:PRO:CD	2.83	0.41
1:A:2855:ILE:HG21	1:A:2863:GLY:CA	2.49	0.41
1:A:4415:VAL:HG22	1:A:4435:LEU:HA	2.01	0.41
2:B:57:ASN:N	2:B:84:PHE:O	2.53	0.41
2:B:426:ILE:HG12	2:B:485:PHE:HZ	1.85	0.41
2:B:744:MET:CG	2:B:776:LEU:HD22	2.32	0.41
2:B:947:LEU:HD22	2:B:955:PHE:HZ	1.85	0.41
2:B:2622:GLN:OE1	2:B:2625:ARG:NH1	2.54	0.41
2:B:3116:ASP:HA	2:B:3119:LYS:NZ	2.35	0.41
2:B:3139:GLY:N	2:B:3433:TRP:HZ3	2.07	0.41
2:B:3239:VAL:HB	2:B:3284:MET:HE3	2.01	0.41
2:B:3827:LEU:HD21	2:B:4289:LEU:HB3	2.02	0.41
3:C:90:ILE:HD11	3:C:96:LEU:HD21	2.00	0.41
4:D:350:VAL:CG1	4:D:365:VAL:HG13	2.50	0.41
4:D:379:ASN:OD1	5:E:138:SER:OG	2.31	0.41
4:D:458:CYS:HB2	4:D:477:GLU:HB3	2.02	0.41
5:E:48:ILE:HG21	12:L:23:PHE:CE2	2.53	0.41
5:E:280:VAL:HG22	5:E:322:LEU:HD11	2.02	0.41
5:E:286:GLY:H	5:E:318:GLY:HA2	1.84	0.41
5:E:517:LYS:NZ	5:E:517:LYS:CB	2.73	0.41
6:F:107:ILE:HG22	6:F:111:LYS:HE3	2.02	0.41
10:J:43:GLU:HG2	10:J:67:TYR:CG	2.55	0.41
15:O:30:TYR:CZ	15:O:34:ILE:HG13	2.55	0.41
1:A:7:SER:C	1:A:9:ARG:N	2.70	0.41
1:A:95:PHE:H	1:A:124:THR:CB	2.33	0.41
1:A:95:PHE:N	1:A:124:THR:CB	2.84	0.41
1:A:699:ALA:O	4:D:454:ILE:CG2	2.68	0.41
1:A:732:TYR:N	4:D:390:VAL:HG23	2.33	0.41
1:A:935:VAL:CG1	1:A:944:LEU:CD2	2.98	0.41
1:A:1126:VAL:HG13	1:A:1131:SER:CB	2.51	0.41
1:A:1486:HIS:O	1:A:1489:PRO:HD2	2.20	0.41
1:A:1918:GLY:HA3	1:A:1967:ILE:HG21	2.01	0.41
1:A:2676:TRP:CD2	1:A:2699:LEU:HD21	2.54	0.41
1:A:2945:GLY:HA3	1:A:2992:ARG:HD2	2.02	0.41

Continued on next page...

Continued from previous page...

Atom-1	Atom-2	Interatomic distance (Å)	Clash overlap (Å)
1:A:3192:GLU:N	1:A:3192:GLU:OE1	2.53	0.41
1:A:3238:ASP:O	1:A:3242:VAL:HG23	2.20	0.41
1:A:3245:LYS:HE2	17:Q:124:ILE:H	1.49	0.41
1:A:3273:TYR:CG	1:A:3273:TYR:O	2.72	0.41
1:A:3276:SER:OG	17:Q:126:ASN:CB	2.68	0.41
2:B:531:LEU:HD22	2:B:536:ILE:HG22	2.02	0.41
2:B:730:LEU:HB2	2:B:733:GLU:HG3	2.01	0.41
2:B:1203:ARG:H	2:B:1203:ARG:HG3	1.74	0.41
2:B:1528:LEU:HD22	2:B:1591:CYS:HB2	1.97	0.41
2:B:1603:LYS:HD3	2:B:1610:TYR:CE1	2.55	0.41
2:B:2283:LYS:HB3	2:B:2295:LEU:HB3	2.03	0.41
2:B:3258:VAL:HG12	2:B:3313:ILE:HD12	2.01	0.41
2:B:3288:GLN:CA	2:B:3288:GLN:HE21	2.34	0.41
3:C:1171:ILE:HD11	3:C:1222:MET:SD	2.60	0.41
3:C:2867:LYS:O	3:C:2871:GLU:HG3	2.21	0.41
4:D:177:ASN:CG	13:M:60:ASN:OD1	2.51	0.41
4:D:188:GLU:HA	4:D:189:PRO:HD2	1.75	0.41
4:D:470:HIS:HA	4:D:486:ARG:HD3	2.02	0.41
5:E:80:TRP:CH2	5:E:92:THR:HA	2.55	0.41
5:E:121:TYR:CZ	6:F:17:LEU:CD2	3.03	0.41
5:E:384:LEU:O	5:E:384:LEU:CD1	2.55	0.41
6:F:51:LEU:HD21	7:G:116:ASP:OD2	2.20	0.41
6:F:63:ILE:HG13	6:F:74:ILE:HG22	2.03	0.41
7:G:145:LEU:HD23	7:G:146:ILE:N	2.35	0.41
8:H:65:PHE:CE2	8:H:85:ALA:HB3	2.55	0.41
11:K:30:LYS:HD3	11:K:30:LYS:O	2.19	0.41
1:A:762:LYS:NZ	1:A:787:GLY:CA	2.83	0.41
1:A:832:SER:O	1:A:836:LEU:HG	2.20	0.41
1:A:898:LEU:HD23	1:A:898:LEU:HA	1.88	0.41
1:A:1173:ASP:HB3	1:A:1174:LYS:H	1.65	0.41
1:A:1396:PRO:O	1:A:1400:TYR:CA	2.68	0.41
1:A:1433:LEU:CD2	1:A:1481:PHE:CD2	3.01	0.41
1:A:1441:ASN:N	1:A:1562:ILE:HD11	2.36	0.41
1:A:1599:PHE:HE2	1:A:1630:LEU:CD2	2.33	0.41
1:A:2951:LEU:HD11	1:A:2956:ARG:HG3	2.03	0.41
1:A:4462:PHE:CD1	1:A:4524:VAL:HG13	2.56	0.41
2:B:409:SER:CA	2:B:413:PHE:HB2	2.50	0.41
2:B:523:LEU:C	2:B:523:LEU:CD2	2.85	0.41
2:B:917:ILE:HG22	2:B:980:GLU:HG3	2.02	0.41
2:B:1110:GLN:HA	2:B:1113:LEU:HD12	2.03	0.41
2:B:2488:GLU:HG2	2:B:2492:ASN:HD21	1.86	0.41

Continued on next page...

Continued from previous page...

Atom-1	Atom-2	Interatomic distance (Å)	Clash overlap (Å)
2:B:2819:ILE:HD11	2:B:2870:GLU:HG2	2.03	0.41
3:C:1191:ILE:HG23	3:C:1201:PHE:CE2	2.56	0.41
3:C:2585:PHE:CD1	3:C:2932:SER:OG	2.73	0.41
3:C:2902:ALA:CB	3:C:3193:LEU:HB3	2.50	0.41
3:C:3073:ALA:O	3:C:3074:ARG:HG2	2.19	0.41
3:C:3711:LEU:HD21	3:C:3725:LEU:HD23	2.02	0.41
4:D:564:ASP:OD2	4:D:583:LYS:CE	2.67	0.41
5:E:84:VAL:HG13	5:E:91:GLU:HB3	2.02	0.41
5:E:214:SER:HB3	5:E:243:TRP:CZ2	2.53	0.41
5:E:317:ILE:HG22	5:E:338:GLU:HB2	2.02	0.41
8:H:12:LYS:HD3	8:H:12:LYS:HA	1.96	0.41
9:I:19:MET:CB	9:I:22:LYS:CE	2.99	0.41
9:I:89:VAL:HG21	9:I:94:LEU:HB2	2.02	0.41
11:K:81:TYR:CE2	11:K:86:ALA:HB2	2.54	0.41
12:L:86:LEU:N	12:L:86:LEU:HD22	2.35	0.41
16:P:61:GLU:C	16:P:63:ARG:N	2.73	0.41
1:A:700:LYS:HZ1	4:D:456:LEU:HG	1.84	0.41
1:A:717:LEU:HD22	4:D:454:ILE:HD12	1.03	0.41
1:A:797:ASN:OD1	5:E:450:HIS:CG	2.72	0.41
1:A:886:ILE:O	1:A:890:TYR:CD1	2.66	0.41
1:A:1163:LEU:C	1:A:1163:LEU:CD2	2.85	0.41
1:A:1417:GLU:C	1:A:1420:THR:OG1	2.58	0.41
1:A:1786:THR:HG22	1:A:2010:VAL:CG1	2.51	0.41
1:A:3103:TYR:HE2	1:A:3444:VAL:HG22	0.66	0.41
1:A:3188:SER:HA	1:A:3191:LYS:HZ2	1.84	0.41
1:A:3247:ARG:CD	17:Q:128:ARG:CA	2.91	0.41
1:A:3250:PRO:C	17:Q:62:ILE:C	2.68	0.41
1:A:3308:PRO:CD	17:Q:57:LEU:HA	2.47	0.41
1:A:3532:ASP:HB3	1:A:3647:PHE:HB3	2.02	0.41
2:B:58:SER:H	2:B:70:LYS:N	2.19	0.41
2:B:60:ASN:CA	2:B:81:ILE:CB	2.97	0.41
2:B:178:SER:HA	2:B:197:GLU:CB	2.50	0.41
2:B:1122:ASP:HB2	2:B:1135:HIS:CE1	2.55	0.41
2:B:1139:LEU:C	2:B:1139:LEU:CD1	2.86	0.41
2:B:1912:LYS:HA	2:B:1922:VAL:HG11	2.03	0.41
2:B:3422:LEU:HD12	2:B:3716:LEU:CD1	2.48	0.41
2:B:3458:VAL:CG2	2:B:3498:LEU:HD21	2.51	0.41
3:C:209:ALA:HA	3:C:264:TRP:CG	2.56	0.41
3:C:760:THR:CB	3:C:827:ILE:HG23	2.50	0.41
3:C:1188:LEU:CD1	3:C:1207:LEU:HD11	2.50	0.41
3:C:1687:GLY:O	3:C:1688:ALA:HB3	2.20	0.41

Continued on next page...

Continued from previous page...

Atom-1	Atom-2	Interatomic distance (Å)	Clash overlap (Å)
3:C:2739:GLU:N	3:C:2746:PRO:HG3	2.35	0.41
4:D:163:ARG:HH11	12:L:73:GLU:CD	2.22	0.41
4:D:195:ILE:N	9:I:87:VAL:O	2.31	0.41
4:D:248:MET:HG2	7:G:138:ALA:HB2	2.03	0.41
4:D:431:ASN:H	5:E:142:VAL:HG12	1.85	0.41
4:D:553:TYR:CD1	4:D:595:PHE:HE2	2.39	0.41
5:E:117:GLU:HG3	6:F:17:LEU:CD2	2.49	0.41
7:G:125:PHE:HZ	7:G:136:MET:HB3	1.85	0.41
10:J:38:GLU:CB	15:O:29:PHE:CZ	3.03	0.41
12:L:92:VAL:CG1	12:L:109:LYS:HD3	2.49	0.41
13:M:12:MET:SD	13:M:16:MET:HB3	2.60	0.41
15:O:35:GLN:HA	15:O:38:ILE:HG12	2.01	0.41
1:A:402:PRO:C	1:A:467:ILE:O	2.59	0.41
1:A:506:ALA:O	1:A:510:PHE:CB	2.68	0.41
1:A:700:LYS:HG2	4:D:454:ILE:O	2.20	0.41
1:A:1550:LYS:HB3	1:A:1554:LYS:HZ1	1.85	0.41
1:A:2476:ILE:HG22	1:A:2477:LEU:HD23	2.03	0.41
1:A:3260:LYS:HZ3	1:A:3267:LEU:HD22	1.85	0.41
1:A:3302:THR:O	17:Q:78:SER:CB	2.69	0.41
2:B:533:ARG:NH1	2:B:534:PRO:HG3	2.36	0.41
2:B:609:LEU:N	2:B:609:LEU:CD2	2.84	0.41
2:B:736:LEU:CD1	2:B:859:TYR:CG	3.02	0.41
2:B:1163:ARG:O	2:B:1167:MET:N	2.54	0.41
2:B:1488:LYS:HA	2:B:1494:VAL:CB	2.51	0.41
2:B:1784:ARG:O	2:B:1788:ILE:N	2.54	0.41
3:C:195:ASN:O	3:C:239:TRP:CE2	2.73	0.41
4:D:174:GLN:C	13:M:61:PHE:O	2.56	0.41
4:D:180:ILE:C	4:D:180:ILE:CD1	2.85	0.41
4:D:265:ARG:HD2	4:D:265:ARG:HA	1.82	0.41
4:D:286:ILE:HG21	4:D:287:TRP:CZ3	2.56	0.41
4:D:294:GLN:CG	4:D:297:LYS:HE2	2.51	0.41
4:D:563:MET:O	4:D:563:MET:SD	2.79	0.41
5:E:191:GLU:H	5:E:191:GLU:HG3	1.72	0.41
8:H:76:TYR:CD1	8:H:89:PHE:HB3	2.53	0.41
14:N:115:MET:HG3	15:O:129:CYS:SG	2.60	0.41
1:A:644:LEU:CA	1:A:647:GLN:HG3	2.49	0.41
1:A:967:LYS:HB2	1:A:986:TYR:HB2	2.03	0.41
1:A:1136:MET:HG3	4:D:166:PHE:N	2.36	0.41
1:A:1433:LEU:HD22	1:A:1478:LEU:CD2	2.50	0.41
1:A:1448:GLY:C	1:A:1459:LEU:HD22	2.41	0.41
1:A:1449:ILE:N	1:A:1459:LEU:HD22	2.36	0.41

Continued on next page...

Continued from previous page...

Atom-1	Atom-2	Interatomic distance (Å)	Clash overlap (Å)
1:A:1814:ILE:HD12	1:A:1814:ILE:N	2.35	0.41
1:A:3121:LEU:CD2	1:A:3429:TRP:CG	2.81	0.41
1:A:3350:LYS:O	1:A:3354:ILE:N	2.54	0.41
1:A:3534:GLN:O	1:A:3536:GLN:N	2.53	0.41
1:A:3753:ARG:HG2	1:A:3803:ILE:HG23	2.02	0.41
2:B:3446:SER:HA	2:B:3488:ILE:CA	2.46	0.41
2:B:4130:LEU:C	2:B:4130:LEU:HD23	2.41	0.41
3:C:1017:MET:HE2	3:C:1030:VAL:HB	2.03	0.41
3:C:2159:SER:HA	3:C:2185:VAL:CG1	2.51	0.41
3:C:2691:VAL:O	3:C:2694:ALA:N	2.53	0.41
3:C:2725:ALA:CA	3:C:2728:TYR:CE2	2.88	0.41
4:D:241:PHE:HZ	7:G:78:ILE:CD1	2.16	0.41
4:D:289:PHE:HB3	4:D:332:TYR:CE1	2.56	0.41
4:D:537:ILE:CD1	4:D:647:TYR:CE2	3.03	0.41
5:E:253:MET:CB	5:E:296:PHE:CE2	3.03	0.41
5:E:385:SER:CB	5:E:394:TRP:HZ3	2.33	0.41
10:J:102:LYS:HD2	10:J:102:LYS:O	2.21	0.41
13:M:23:ILE:HG22	13:M:41:ILE:CD1	2.51	0.41
14:N:97:LEU:HD23	14:N:97:LEU:HA	1.93	0.41
1:A:700:LYS:NZ	4:D:456:LEU:HB2	2.29	0.41
1:A:907:ASN:HB3	1:A:911:TYR:HE2	1.86	0.41
1:A:1191:ILE:HG23	13:M:10:THR:O	2.21	0.41
1:A:3231:ASP:CG	1:A:3258:PHE:CD2	2.81	0.41
2:B:588:ALA:O	2:B:592:CYS:SG	2.69	0.41
2:B:736:LEU:HG	2:B:855:SER:O	2.20	0.41
2:B:902:ILE:HB	2:B:1076:LEU:HG	1.76	0.41
2:B:2332:MET:N	2:B:2333:PRO:CD	2.83	0.41
2:B:3223:ALA:HB3	2:B:3349:ILE:HD11	2.02	0.41
2:B:3242:MET:HA	2:B:3245:LEU:CG	2.50	0.41
3:C:6:VAL:HG22	3:C:7:TRP:N	2.35	0.41
3:C:71:GLN:HG3	3:C:71:GLN:O	2.21	0.41
3:C:250:LYS:HA	3:C:273:VAL:HG12	2.03	0.41
3:C:338:PHE:HA	3:C:349:LEU:HD12	2.02	0.41
3:C:532:GLY:N	3:C:546:LYS:O	2.54	0.41
3:C:1201:PHE:HD1	3:C:1225:THR:HG21	1.85	0.41
3:C:1328:LEU:HG	3:C:1333:VAL:HG11	2.03	0.41
3:C:1385:ILE:HA	3:C:1388:THR:HG22	2.03	0.41
3:C:2189:LEU:C	3:C:2189:LEU:HD13	2.41	0.41
3:C:2581:LEU:HD11	3:C:2937:TYR:CE2	2.55	0.41
3:C:2600:LYS:NZ	3:C:2918:GLU:N	2.68	0.41
3:C:2727:ILE:HD11	3:C:2745:LYS:CD	2.18	0.41

Continued on next page...

Continued from previous page...

Atom-1	Atom-2	Interatomic distance (Å)	Clash overlap (Å)
3:C:2754:SER:O	3:C:2757:LEU:HB2	2.21	0.41
3:C:3874:THR:O	3:C:3878:VAL:HG23	2.20	0.41
3:C:4028:TYR:O	3:C:4031:ALA:HB3	2.21	0.41
4:D:199:ILE:CG1	9:I:104:ALA:HB2	2.51	0.41
4:D:550:TRP:HZ3	4:D:556:THR:HA	1.85	0.41
5:E:58:GLU:OE2	10:J:89:VAL:HG22	2.19	0.41
5:E:110:LYS:HG2	6:F:10:GLN:NE2	2.34	0.41
5:E:119:CYS:CB	6:F:88:ILE:HG21	2.51	0.41
5:E:123:ASN:HB2	6:F:101:GLN:NE2	2.33	0.41
5:E:198:TYR:CE1	5:E:211:LYS:HG3	2.56	0.41
5:E:243:TRP:NE1	5:E:251:PRO:HB3	2.35	0.41
5:E:266:THR:CB	5:E:283:SER:HA	2.51	0.41
5:E:405:THR:HG23	5:E:405:THR:O	2.20	0.41
6:F:33:LEU:N	6:F:33:LEU:CD2	2.84	0.41
6:F:67:LEU:HD11	7:G:99:ILE:HG12	2.03	0.41
8:H:8:GLN:N	8:H:9:PRO:HD3	2.35	0.41
12:L:73:GLU:CG	13:M:66:ILE:HD12	2.48	0.41
13:M:45:PHE:HA	13:M:48:ILE:CG2	2.51	0.41
1:A:597:VAL:HG13	4:D:460:LEU:HD12	2.02	0.41
1:A:670:LEU:N	1:A:692:ILE:HD11	2.33	0.41
1:A:699:ALA:O	4:D:454:ILE:HG23	2.21	0.41
1:A:1111:LEU:HB3	1:A:1183:LEU:HD11	2.02	0.41
1:A:1270:GLU:CB	1:A:1277:ASN:CG	2.90	0.41
1:A:1450:TRP:CD1	1:A:1518:TRP:CH2	3.09	0.41
1:A:1599:PHE:HB3	1:A:1602:PHE:CD2	2.56	0.41
1:A:1806:PHE:O	1:A:1809:GLN:N	2.54	0.41
1:A:3092:PHE:CE2	1:A:3096:LEU:HD11	2.56	0.41
1:A:3128:THR:CG2	1:A:3422:LEU:HD13	2.51	0.41
1:A:3260:LYS:HZ3	1:A:3315:ASP:HB3	1.83	0.41
1:A:3303:ILE:HD12	1:A:3303:ILE:HA	2.00	0.41
1:A:3333:LEU:HD23	1:A:3333:LEU:HA	1.84	0.41
1:A:3953:ILE:N	1:A:3953:ILE:HD12	2.35	0.41
1:A:4331:LEU:HD11	1:A:4382:VAL:HG12	2.03	0.41
2:B:599:ILE:CG2	2:B:626:TYR:CD1	3.03	0.41
2:B:599:ILE:CG2	2:B:626:TYR:HD1	2.34	0.41
2:B:803:GLU:HG3	2:B:803:GLU:O	2.20	0.41
2:B:952:PRO:HD2	3:C:222:PHE:C	2.41	0.41
2:B:963:PHE:HZ	3:C:39:LEU:CB	2.34	0.41
2:B:993:TYR:CE2	2:B:1067:ILE:HG21	2.55	0.41
2:B:1002:GLN:HG2	2:B:1094:TRP:HE1	1.83	0.41
2:B:1083:MET:SD	2:B:1083:MET:O	2.79	0.41

Continued on next page...

Continued from previous page...

Atom-1	Atom-2	Interatomic distance (Å)	Clash overlap (Å)
2:B:1511:VAL:O	2:B:1514:VAL:HG12	2.20	0.41
2:B:2058:LEU:HB2	2:B:2129:LEU:HD11	2.01	0.41
2:B:3085:VAL:HG23	2:B:3477:TRP:CZ2	2.56	0.41
2:B:3555:THR:HG22	2:B:3578:LEU:HD23	2.02	0.41
2:B:4148:PRO:O	2:B:4152:ASN:ND2	2.53	0.41
3:C:2242:HIS:HB2	3:C:2289:LEU:CD1	2.51	0.41
3:C:2751:TRP:O	3:C:2754:SER:HB3	2.21	0.41
3:C:2854:VAL:O	3:C:2857:VAL:HG22	2.20	0.41
4:D:110:SER:HB2	15:O:96:ARG:HG3	1.99	0.41
4:D:294:GLN:CG	4:D:297:LYS:CE	2.99	0.41
4:D:329:ILE:CG1	4:D:350:VAL:HG21	2.51	0.41
4:D:412:TYR:CB	4:D:428:LEU:HD22	2.50	0.41
4:D:541:LEU:HD12	4:D:545:VAL:CG2	2.47	0.41
4:D:640:LYS:HZ1	4:D:643:LYS:HD3	1.86	0.41
5:E:63:THR:HA	10:J:99:TYR:OH	2.21	0.41
5:E:178:ALA:HB2	5:E:223:TYR:HE2	1.86	0.41
5:E:272:MET:SD	5:E:326:VAL:HG23	2.58	0.41
5:E:327:GLU:HB3	5:E:380:PRO:HB3	2.02	0.41
5:E:376:SER:HB3	5:E:417:TRP:CD2	2.56	0.41
5:E:408:HIS:CB	5:E:412:LEU:HD21	2.51	0.41
5:E:423:GLY:CA	5:E:505:ILE:HD12	2.47	0.41
6:F:36:HIS:CD2	6:F:38:LYS:HB2	2.56	0.41
7:G:85:VAL:HG22	7:G:100:ALA:HB1	2.02	0.41
8:H:60:ILE:CD1	9:I:78:ILE:CG1	2.91	0.41
10:J:27:LEU:HG	10:J:29:PRO:HG2	2.03	0.41
10:J:65:LYS:HD3	10:J:65:LYS:O	2.21	0.41
10:J:81:GLY:HA3	11:K:66:PHE:HA	2.02	0.41
11:K:5:ALA:CB	11:K:81:TYR:HB2	2.49	0.41
12:L:57:LEU:HD12	12:L:57:LEU:O	2.20	0.41
1:A:612:HIS:CA	4:D:500:LEU:CG	2.95	0.41
1:A:674:LEU:HD23	1:A:770:LEU:HB2	2.03	0.41
1:A:850:SER:O	5:E:204:ASN:CA	2.69	0.41
1:A:1436:ILE:CG2	1:A:1474:ASP:OD2	2.66	0.41
1:A:2244:LEU:HD12	1:A:2247:VAL:HB	2.03	0.41
1:A:2668:LEU:HD11	1:A:2729:LEU:CD2	2.51	0.41
1:A:3305:LEU:CD2	17:Q:79:LEU:C	1.81	0.41
1:A:3749:PRO:HA	1:A:3752:ILE:HG22	2.03	0.41
1:A:3833:LYS:O	1:A:3837:THR:HG23	2.21	0.41
2:B:511:PHE:CE2	2:B:520:ARG:HD3	2.56	0.41
2:B:511:PHE:CZ	2:B:546:VAL:HB	2.56	0.41
2:B:1102:LEU:HD23	2:B:1105:GLN:HB2	2.01	0.41

Continued on next page...

Continued from previous page...

Atom-1	Atom-2	Interatomic distance (Å)	Clash overlap (Å)
2:B:1208:LYS:HE3	2:B:1208:LYS:N	2.36	0.41
2:B:1492:LYS:HZ1	2:B:3606:GLN:CB	2.31	0.41
2:B:2190:LYS:HB2	20:B:5403:ATP:O1B	2.21	0.41
2:B:4165:SER:HA	2:B:4194:MET:HE3	2.03	0.41
3:C:289:ASP:HB2	3:C:318:PRO:O	2.21	0.41
3:C:2059:LEU:HD13	3:C:2067:TYR:CG	2.56	0.41
3:C:2934:PHE:HE2	3:C:3001:ILE:CG1	2.33	0.41
3:C:4017:LEU:HD12	3:C:4018:CYS:N	2.36	0.41
4:D:79:ASN:N	4:D:104:GLN:HG2	2.33	0.41
4:D:110:SER:HA	15:O:96:ARG:HA	2.03	0.41
4:D:245:CYS:HA	7:G:145:LEU:HD13	2.03	0.41
4:D:252:VAL:HG21	7:G:147:VAL:HG11	2.03	0.41
4:D:422:ARG:HH21	4:D:422:ARG:HB3	1.86	0.41
4:D:517:ILE:CG1	4:D:550:TRP:NE1	2.73	0.41
5:E:59:HIS:CB	10:J:90:HIS:NE2	2.84	0.41
5:E:60:SER:HB3	10:J:87:GLN:HA	2.01	0.41
5:E:75:HIS:CD2	5:E:75:HIS:O	2.74	0.41
5:E:94:ARG:HE	5:E:94:ARG:HB2	1.67	0.41
7:G:103:ILE:HD12	7:G:146:ILE:HG21	2.02	0.41
8:H:50:ARG:NH2	9:I:88:THR:CG2	2.83	0.41
9:I:79:ILE:O	9:I:79:ILE:HG13	2.20	0.41
11:K:78:ILE:HG22	11:K:89:LEU:HD11	2.03	0.41
11:K:79:PHE:HD1	11:K:88:LEU:HD13	1.85	0.41
17:Q:139:LYS:C	17:Q:141:LEU:H	2.24	0.41
1:A:761:LEU:CD2	1:A:874:HIS:HE1	2.22	0.40
1:A:935:VAL:HG13	1:A:944:LEU:HD23	2.04	0.40
1:A:1468:LEU:HA	1:A:1471:LEU:HD12	2.03	0.40
1:A:1562:ILE:N	1:A:1563:PRO:HD2	2.36	0.40
1:A:1611:LEU:HD23	1:A:1611:LEU:HA	1.93	0.40
1:A:2903:LYS:HG2	1:A:2950:LEU:HD13	2.03	0.40
1:A:3303:ILE:C	17:Q:78:SER:CB	2.70	0.40
2:B:887:ASN:HA	2:B:888:PRO:HD3	1.87	0.40
2:B:893:ARG:HA	2:B:893:ARG:HD2	1.91	0.40
2:B:1437:GLU:O	2:B:1441:GLU:HG3	2.21	0.40
2:B:2816:GLU:N	2:B:2817:PRO:CD	2.84	0.40
2:B:2879:LEU:O	2:B:3017:LYS:NZ	2.52	0.40
2:B:3147:GLN:HA	2:B:3426:LEU:HD12	2.03	0.40
2:B:3230:ALA:HB3	2:B:3342:ASN:OD1	2.07	0.40
2:B:3269:LEU:C	2:B:3269:LEU:CD2	2.86	0.40
2:B:3478:LEU:HB3	2:B:3479:PRO:HD3	2.02	0.40
3:C:215:MET:HA	3:C:230:MET:O	2.21	0.40

Continued on next page...

Continued from previous page...

Atom-1	Atom-2	Interatomic distance (Å)	Clash overlap (Å)
3:C:273:VAL:HG23	3:C:273:VAL:O	2.21	0.40
3:C:336:ILE:HG13	3:C:351:ALA:CB	2.51	0.40
3:C:2787:ILE:HD13	3:C:2824:TYR:HB3	2.04	0.40
4:D:89:TYR:CD2	11:K:56:PRO:CB	3.04	0.40
4:D:460:LEU:HD12	4:D:502:ALA:HB1	2.01	0.40
5:E:230:GLN:HE21	5:E:242:VAL:HG11	1.86	0.40
5:E:324:TYR:CE2	5:E:330:PRO:HA	2.56	0.40
5:E:384:LEU:HG	5:E:417:TRP:CD1	2.53	0.40
7:G:86:VAL:HG21	7:G:143:PHE:HE1	1.86	0.40
9:I:19:MET:SD	9:I:22:LYS:HG3	2.61	0.40
11:K:56:PRO:HD2	13:M:59:ARG:HH21	1.86	0.40
14:N:84:GLN:NE2	15:O:61:GLU:CB	2.66	0.40
1:A:240:ALA:O	1:A:244:ILE:N	2.47	0.40
1:A:732:TYR:HB2	4:D:390:VAL:N	2.37	0.40
1:A:852:ASN:OD1	1:A:894:PHE:CZ	2.74	0.40
1:A:869:TYR:HA	1:A:870:PRO:HD3	1.96	0.40
1:A:871:LEU:CD2	1:A:875:VAL:HG12	2.46	0.40
1:A:935:VAL:HG22	1:A:1017:LEU:HD21	2.00	0.40
1:A:1449:ILE:HG13	1:A:1452:LYS:HZ1	1.84	0.40
1:A:1585:GLN:NE2	1:A:1585:GLN:C	2.73	0.40
1:A:1631:PHE:HB2	1:A:1634:ILE:HG21	2.02	0.40
1:A:2576:LEU:HD13	1:A:2621:ILE:HG13	2.03	0.40
1:A:2839:LEU:HD13	19:A:4703:ADP:N3	2.33	0.40
1:A:3311:ASN:CG	17:Q:30:LYS:O	2.52	0.40
1:A:4501:VAL:HG12	1:A:4562:ASN:HA	2.03	0.40
2:B:501:ARG:NH2	4:D:491:GLN:NE2	2.70	0.40
2:B:655:LYS:HE2	2:B:708:TYR:HE2	1.86	0.40
2:B:669:ILE:CB	2:B:719:VAL:HG12	2.08	0.40
2:B:673:PHE:HZ	2:B:677:LEU:HB3	1.74	0.40
2:B:879:LEU:CB	2:B:968:CYS:SG	3.10	0.40
2:B:911:ILE:CD1	2:B:991:ASP:OD2	2.68	0.40
2:B:1378:LEU:N	2:B:1424:GLU:OE2	2.54	0.40
2:B:1474:MET:SD	2:B:1515:VAL:CG2	3.09	0.40
2:B:2073:ASP:OD2	2:B:2078:ALA:HB2	2.22	0.40
2:B:2893:GLY:HA2	19:B:5406:ADP:H5'2	2.02	0.40
2:B:3122:LEU:CD1	2:B:3448:ILE:HA	2.51	0.40
2:B:3160:LYS:HE3	2:B:3412:CYS:SG	2.61	0.40
2:B:3210:SER:CB	2:B:3363:ALA:CB	2.99	0.40
2:B:3446:SER:OG	2:B:3489:THR:CG2	2.66	0.40
3:C:79:PRO:HG3	3:C:121:TRP:CD2	2.56	0.40
3:C:114:LEU:HD22	3:C:115:LYS:N	2.37	0.40

Continued on next page...

Continued from previous page...

Atom-1	Atom-2	Interatomic distance (Å)	Clash overlap (Å)
3:C:1983:THR:CA	19:C:4305:ADP:N6	2.85	0.40
3:C:2710:LYS:O	3:C:2755:LEU:CD2	2.69	0.40
4:D:75:LEU:CD2	4:D:75:LEU:N	2.73	0.40
5:E:50:LEU:CD2	12:L:23:PHE:HB3	2.49	0.40
5:E:258:GLU:N	5:E:258:GLU:CD	2.73	0.40
5:E:327:GLU:CB	5:E:380:PRO:HB3	2.51	0.40
5:E:556:GLU:N	5:E:556:GLU:OE1	2.55	0.40
6:F:78:ARG:HG2	6:F:88:ILE:HG23	2.03	0.40
9:I:63:ILE:CG2	9:I:77:CYS:SG	3.09	0.40
9:I:78:ILE:CD1	9:I:106:LEU:CB	2.88	0.40
10:J:86:CYS:SG	11:K:61:VAL:CA	3.09	0.40
1:A:577:ALA:HB2	1:A:636:ARG:CG	2.47	0.40
1:A:732:TYR:CD2	4:D:391:ARG:CZ	3.00	0.40
1:A:1100:LEU:HD22	1:A:1163:LEU:CD1	2.48	0.40
1:A:1163:LEU:HD23	1:A:1163:LEU:O	2.21	0.40
1:A:3251:ILE:HD13	17:Q:64:LYS:HB2	2.01	0.40
2:B:598:ARG:CB	5:E:367:LEU:CD1	2.79	0.40
2:B:865:VAL:CG2	3:C:105:ASN:ND2	2.53	0.40
2:B:1139:LEU:HD13	2:B:1139:LEU:O	2.21	0.40
2:B:1454:GLN:HG2	2:B:1473:MET:HE1	2.03	0.40
2:B:1456:PHE:HB2	2:B:1470:LEU:HD21	2.04	0.40
2:B:2754:THR:HG21	2:B:2770:LEU:CD2	2.51	0.40
2:B:3178:VAL:HG12	2:B:3395:LEU:CD1	2.47	0.40
2:B:4393:LEU:HB3	2:B:4395:ARG:HG2	2.04	0.40
3:C:12:GLN:HG3	3:C:69:TRP:HE1	1.83	0.40
3:C:194:GLY:H	3:C:238:GLU:CB	2.33	0.40
3:C:336:ILE:N	3:C:336:ILE:CD1	2.79	0.40
3:C:531:GLU:HA	3:C:546:LYS:O	2.21	0.40
3:C:2637:GLU:C	3:C:2640:ALA:CB	2.81	0.40
3:C:2639:ASP:CA	3:C:2643:GLU:CG	2.95	0.40
3:C:2787:ILE:HD13	3:C:2824:TYR:CB	2.52	0.40
3:C:3828:ASP:HA	3:C:3829:PRO:HD3	1.96	0.40
4:D:75:LEU:CG	15:O:102:LEU:CD1	2.93	0.40
4:D:105:MET:HE3	14:N:51:ILE:HD12	2.00	0.40
4:D:184:GLY:HA3	10:J:58:GLN:HE22	1.85	0.40
10:J:40:ALA:HB1	10:J:107:MET:CE	2.50	0.40
1:A:696:ILE:HG23	1:A:720:GLU:OE2	2.22	0.40
1:A:710:PRO:HG2	1:A:713:ALA:CB	2.51	0.40
1:A:963:LEU:HD12	1:A:986:TYR:CE1	2.56	0.40
1:A:1095:GLN:OE1	1:A:1095:GLN:HA	2.22	0.40
1:A:1233:ASN:O	1:A:1251:ARG:O	2.35	0.40

Continued on next page...

Continued from previous page...

Atom-1	Atom-2	Interatomic distance (Å)	Clash overlap (Å)
1:A:1637:VAL:HG12	1:A:1653:ILE:HG23	1.97	0.40
1:A:2171:THR:O	1:A:2175:THR:HG23	2.21	0.40
1:A:2839:LEU:HD11	19:A:4703:ADP:N6	2.14	0.40
1:A:3893:PHE:CD1	1:A:3896:LEU:HD12	2.56	0.40
2:B:56:ASP:HA	2:B:84:PHE:O	2.21	0.40
2:B:429:LEU:HD21	2:B:493:ARG:CD	2.51	0.40
2:B:1174:HIS:O	2:B:1178:ILE:CG1	2.54	0.40
2:B:1238:LYS:NZ	2:B:1308:LEU:N	2.70	0.40
2:B:1238:LYS:HZ1	2:B:1308:LEU:CA	2.33	0.40
2:B:2862:LEU:HA	19:B:5406:ADP:C2	2.57	0.40
2:B:3828:ILE:O	2:B:3832:LEU:HG	2.22	0.40
3:C:12:GLN:HB3	3:C:69:TRP:CD1	2.56	0.40
3:C:1626:LEU:CD1	3:C:4034:GLN:HE22	2.35	0.40
3:C:2743:ASN:HD21	3:C:2786:ASN:N	2.19	0.40
3:C:2800:PRO:HG3	3:C:2818:VAL:HG22	2.03	0.40
3:C:2820:ILE:HG23	3:C:2824:TYR:CE2	2.57	0.40
3:C:3225:ARG:N	3:C:3226:PRO:CD	2.84	0.40
4:D:94:ARG:CZ	13:M:78:ASN:HD21	2.27	0.40
4:D:134:LYS:HB2	4:D:134:LYS:HZ2	1.86	0.40
4:D:175:THR:CG2	13:M:61:PHE:H	2.34	0.40
4:D:528:TRP:CD1	4:D:534:SER:C	2.92	0.40
4:D:543:MET:HG3	4:D:563:MET:HB3	2.04	0.40
5:E:57:SER:O	10:J:90:HIS:N	2.49	0.40
5:E:121:TYR:OH	6:F:17:LEU:HD21	2.21	0.40
5:E:420:THR:CG2	5:E:472:SER:C	2.90	0.40
5:E:515:LYS:HD3	5:E:515:LYS:C	2.42	0.40
8:H:58:HIS:HB3	9:I:87:VAL:HG22	2.03	0.40
9:I:30:MET:HB3	9:I:35:LEU:CD2	2.50	0.40
1:A:612:HIS:CA	4:D:500:LEU:HD11	2.34	0.40
1:A:674:LEU:C	1:A:674:LEU:CD1	2.89	0.40
1:A:1424:ASP:HA	1:A:1427:LEU:HD12	2.04	0.40
2:B:436:PHE:CE2	2:B:463:PHE:CE1	3.07	0.40
2:B:467:VAL:C	2:B:471:THR:CB	2.70	0.40
2:B:673:PHE:HE2	2:B:678:VAL:HG23	1.87	0.40
2:B:954:ASP:N	3:C:282:ARG:NE	2.69	0.40
2:B:1521:VAL:O	2:B:1525:TRP:N	2.31	0.40
2:B:2065:LEU:HD13	2:B:2121:ILE:CG1	2.52	0.40
2:B:2984:VAL:HG13	2:B:3004:LEU:HD12	2.04	0.40
2:B:3114:LEU:O	2:B:3114:LEU:HD12	2.22	0.40
3:C:2899:LEU:C	3:C:2899:LEU:CD2	2.88	0.40
3:C:4000:ARG:NH1	3:C:4001:ASN:OD1	2.52	0.40

Continued on next page...

Continued from previous page...

Atom-1	Atom-2	Interatomic distance (Å)	Clash overlap (Å)
3:C:4050:GLN:HG3	3:C:4144:LEU:HD12	2.04	0.40
4:D:172:GLU:CB	13:M:64:HIS:HB2	2.21	0.40
4:D:252:VAL:CB	7:G:149:GLN:HE22	2.32	0.40
4:D:386:TYR:HB3	4:D:433:LEU:CD1	2.51	0.40
5:E:72:GLY:HA2	8:H:67:SER:O	2.22	0.40
5:E:75:HIS:N	8:H:65:PHE:O	2.33	0.40
6:F:26:PHE:CE1	6:F:49:ALA:N	2.89	0.40
6:F:35:ARG:CZ	6:F:41:SER:CB	2.80	0.40
6:F:35:ARG:HH21	6:F:41:SER:HB2	1.80	0.40
9:I:49:ASN:HD21	9:I:59:ALA:HA	1.86	0.40

There are no symmetry-related clashes.

5.3 Torsion angles [i](#)

5.3.1 Protein backbone [i](#)

In the following table, the Percentiles column shows the percent Ramachandran outliers of the chain as a percentile score with respect to all PDB entries followed by that with respect to all EM entries.

The Analysed column shows the number of residues for which the backbone conformation was analysed, and the total number of residues.

Mol	Chain	Analysed	Favoured	Allowed	Outliers	Percentiles	
1	A	4391/4620 (95%)	4177 (95%)	189 (4%)	25 (1%)	25	66
2	B	4491/4595 (98%)	4255 (95%)	199 (4%)	37 (1%)	19	60
3	C	3923/4168 (94%)	3692 (94%)	208 (5%)	23 (1%)	25	66
4	D	569/657 (87%)	546 (96%)	16 (3%)	7 (1%)	13	50
5	E	551/670 (82%)	531 (96%)	18 (3%)	2 (0%)	34	72
6	F	126/133 (95%)	120 (95%)	6 (5%)	0	100	100
7	G	147/159 (92%)	134 (91%)	7 (5%)	6 (4%)	3	23
8	H	89/92 (97%)	88 (99%)	1 (1%)	0	100	100
9	I	104/110 (94%)	100 (96%)	3 (3%)	1 (1%)	15	55
10	J	93/95 (98%)	90 (97%)	3 (3%)	0	100	100
11	K	88/93 (95%)	85 (97%)	3 (3%)	0	100	100
12	L	109/111 (98%)	104 (95%)	4 (4%)	1 (1%)	17	57

Continued on next page...

Continued from previous page...

Mol	Chain	Analysed	Favoured	Allowed	Outliers	Percentiles	
13	M	85/87 (98%)	83 (98%)	2 (2%)	0	100	100
14	N	112/117 (96%)	105 (94%)	7 (6%)	0	100	100
15	O	118/132 (89%)	112 (95%)	4 (3%)	2 (2%)	9	42
16	P	103/122 (84%)	90 (87%)	7 (7%)	6 (6%)	1	18
17	Q	189/202 (94%)	173 (92%)	13 (7%)	3 (2%)	9	44
18	R	148/160 (92%)	121 (82%)	19 (13%)	8 (5%)	2	19
All	All	15436/16323 (95%)	14606 (95%)	709 (5%)	121 (1%)	24	60

All (121) Ramachandran outliers are listed below:

Mol	Chain	Res	Type
1	A	101	PRO
1	A	125	PRO
1	A	127	THR
1	A	151	ILE
1	A	1171	ILE
1	A	1172	THR
1	A	1348	GLN
2	B	6	GLN
2	B	17	ARG
2	B	100	THR
2	B	307	PRO
2	B	533	ARG
2	B	897	SER
2	B	1127	ASN
2	B	1567	PRO
2	B	3267	ILE
2	B	4257	LYS
3	C	2013	GLY
3	C	3619	GLY
4	D	234	GLN
4	D	397	ASP
4	D	398	PRO
7	G	19	GLN
7	G	49	ASN
16	P	36	TYR
16	P	37	PRO
17	Q	19	PRO
18	R	43	ILE
18	R	59	VAL

Continued on next page...

Continued from previous page...

Mol	Chain	Res	Type
18	R	106	GLY
1	A	8	LYS
1	A	27	ILE
1	A	28	VAL
1	A	3535	GLY
1	A	4430	TRP
1	A	4562	ASN
2	B	60	ASN
2	B	136	PRO
2	B	799	VAL
2	B	917	ILE
3	C	442	ILE
3	C	529	GLU
3	C	1549	ALA
3	C	2015	GLY
3	C	2247	THR
3	C	2796	PRO
3	C	3054	SER
3	C	3983	ALA
3	C	4090	ASP
3	C	4106	PRO
7	G	20	ARG
7	G	38	LYS
9	I	51	ALA
16	P	62	LYS
18	R	66	LEU
1	A	197	ILE
1	A	1391	LEU
1	A	4563	LYS
2	B	103	ASN
2	B	1124	ILE
3	C	357	ILE
3	C	861	SER
3	C	1170	ALA
3	C	2366	LYS
12	L	15	PRO
17	Q	140	ASP
18	R	65	GLY
1	A	57	TYR
1	A	106	LYS
1	A	1745	ASN
1	A	4190	SER

Continued on next page...

Continued from previous page...

Mol	Chain	Res	Type
1	A	4538	LYS
2	B	24	ILE
2	B	47	ASP
2	B	952	PRO
2	B	1333	ILE
2	B	1856	ILE
2	B	3302	ILE
3	C	1277	ASP
3	C	4142	ALA
5	E	45	PRO
7	G	25	ILE
16	P	63	ARG
17	Q	129	ILE
18	R	121	PHE
1	A	3488	LEU
1	A	3585	ASN
1	A	4618	SER
2	B	5	SER
2	B	138	ASN
2	B	659	THR
2	B	1003	ILE
2	B	1499	ASP
2	B	1863	TYR
2	B	4152	ASN
3	C	471	ILE
3	C	2715	PRO
4	D	588	PRO
5	E	263	GLU
15	O	52	ASP
16	P	83	HIS
16	P	119	PRO
18	R	6	MET
18	R	104	THR
2	B	1069	THR
2	B	1680	GLY
2	B	1947	GLY
3	C	881	ILE
3	C	2795	MET
15	O	30	TYR
1	A	1856	ILE
3	C	1401	PRO
7	G	139	PRO

Continued on next page...

Continued from previous page...

Mol	Chain	Res	Type
2	B	146	VAL
2	B	477	ILE
2	B	3248	PRO
4	D	435	PRO
4	D	513	PRO
2	B	4148	PRO
4	D	149	PRO
2	B	811	PRO

5.3.2 Protein sidechains [i](#)

In the following table, the Percentiles column shows the percent sidechain outliers of the chain as a percentile score with respect to all PDB entries followed by that with respect to all EM entries.

The Analysed column shows the number of residues for which the sidechain conformation was analysed, and the total number of residues.

Mol	Chain	Analysed	Rotameric	Outliers	Percentiles	
1	A	3430/4197 (82%)	3358 (98%)	72 (2%)	53	72
2	B	3520/4145 (85%)	3441 (98%)	79 (2%)	52	71
3	C	3139/3691 (85%)	3089 (98%)	50 (2%)	62	79
4	D	511/600 (85%)	507 (99%)	4 (1%)	81	89
5	E	488/597 (82%)	484 (99%)	4 (1%)	81	89
6	F	105/109 (96%)	104 (99%)	1 (1%)	76	86
7	G	86/149 (58%)	86 (100%)	0	100	100
8	H	82/83 (99%)	82 (100%)	0	100	100
9	I	91/95 (96%)	91 (100%)	0	100	100
10	J	82/82 (100%)	81 (99%)	1 (1%)	71	83
11	K	80/82 (98%)	80 (100%)	0	100	100
12	L	90/99 (91%)	90 (100%)	0	100	100
13	M	78/78 (100%)	78 (100%)	0	100	100
14	N	84/104 (81%)	84 (100%)	0	100	100
15	O	108/119 (91%)	106 (98%)	2 (2%)	57	75
17	Q	11/186 (6%)	11 (100%)	0	100	100
All	All	11985/14416 (83%)	11772 (98%)	213 (2%)	61	77

All (213) residues with a non-rotameric sidechain are listed below:

Mol	Chain	Res	Type
1	A	674	LEU
1	A	818	LEU
1	A	871	LEU
1	A	989	ILE
1	A	1153	PHE
1	A	1176	GLU
1	A	1519	THR
1	A	1522	GLU
1	A	1536	LEU
1	A	1540	GLN
1	A	1550	LYS
1	A	1559	LYS
1	A	1564	CYS
1	A	1567	ASN
1	A	1573	PHE
1	A	1581	LEU
1	A	1584	CYS
1	A	1585	GLN
1	A	1589	GLU
1	A	1609	THR
1	A	1618	SER
1	A	1631	PHE
1	A	1634	ILE
1	A	1635	THR
1	A	1644	ASP
1	A	1681	GLU
1	A	1711	LEU
1	A	1846	CYS
1	A	1880	GLU
1	A	1922	CYS
1	A	2034	CYS
1	A	2084	SER
1	A	2089	ASP
1	A	2095	ASN
1	A	2098	LEU
1	A	2122	GLU
1	A	2220	ASN
1	A	2340	GLN
1	A	2418	ILE
1	A	2426	GLU
1	A	2430	ASP
1	A	2487	ASN

Continued on next page...

Continued from previous page...

Mol	Chain	Res	Type
1	A	2729	LEU
1	A	2875	SER
1	A	2901	ASP
1	A	2905	ASP
1	A	2921	THR
1	A	3046	PHE
1	A	3095	TYR
1	A	3125	GLN
1	A	3149	THR
1	A	3185	GLU
1	A	3192	GLU
1	A	3203	PRO
1	A	3345	LYS
1	A	3354	ILE
1	A	3637	GLU
1	A	3647	PHE
1	A	3973	TYR
1	A	4130	ILE
1	A	4138	SER
1	A	4155	TYR
1	A	4209	ASP
1	A	4287	THR
1	A	4317	GLU
1	A	4342	GLU
1	A	4396	GLN
1	A	4497	SER
1	A	4504	SER
1	A	4542	ASP
1	A	4562	ASN
1	A	4588	ASP
2	B	691	ARG
2	B	1183	THR
2	B	1186	PRO
2	B	1201	TYR
2	B	1208	LYS
2	B	1213	PRO
2	B	1623	ASN
2	B	1734	THR
2	B	1758	LYS
2	B	1770	ASN
2	B	1860	PHE
2	B	2116	THR

Continued on next page...

Continued from previous page...

Mol	Chain	Res	Type
2	B	2117	ASP
2	B	2121	ILE
2	B	2128	ASP
2	B	2130	PHE
2	B	2219	THR
2	B	2252	TYR
2	B	2335	MET
2	B	2363	ASP
2	B	2383	ASP
2	B	2427	ASP
2	B	2462	ASN
2	B	2514	THR
2	B	2574	LEU
2	B	2617	THR
2	B	2655	ASN
2	B	2664	ASP
2	B	2667	LEU
2	B	2690	SER
2	B	2696	LEU
2	B	2741	PHE
2	B	2767	LEU
2	B	2776	LYS
2	B	2862	LEU
2	B	2885	ASN
2	B	2944	ARG
2	B	2959	LEU
2	B	2963	ASN
2	B	2966	LEU
2	B	2975	PHE
2	B	3023	SER
2	B	3031	ILE
2	B	3032	ARG
2	B	3077	SER
2	B	3114	LEU
2	B	3133	ILE
2	B	3222	PRO
2	B	3269	LEU
2	B	3353	VAL
2	B	3355	PRO
2	B	3407	GLN
2	B	3447	MET
2	B	3540	GLN

Continued on next page...

Continued from previous page...

Mol	Chain	Res	Type
2	B	3632	HIS
2	B	3644	ILE
2	B	3648	VAL
2	B	3756	MET
2	B	3793	ASP
2	B	3800	LEU
2	B	3814	ARG
2	B	3909	ASP
2	B	3952	GLN
2	B	4012	PHE
2	B	4076	LEU
2	B	4149	LYS
2	B	4304	LYS
2	B	4328	PHE
2	B	4329	ASN
2	B	4365	LYS
2	B	4405	TYR
2	B	4408	LYS
2	B	4464	TYR
2	B	4477	LYS
2	B	4482	GLU
2	B	4513	SER
2	B	4563	LEU
2	B	4570	ARG
2	B	4588	ASP
3	C	39	LEU
3	C	98	PHE
3	C	114	LEU
3	C	187	TRP
3	C	214	LEU
3	C	232	TYR
3	C	346	LEU
3	C	352	LEU
3	C	1098	CYS
3	C	1113	ASN
3	C	1318	ASP
3	C	1321	SER
3	C	1453	CYS
3	C	1499	CYS
3	C	1660	ASP
3	C	1821	ASP
3	C	1884	CYS

Continued on next page...

Continued from previous page...

Mol	Chain	Res	Type
3	C	1981	ASN
3	C	2014	CYS
3	C	2016	LYS
3	C	2043	ASN
3	C	2122	THR
3	C	2225	SER
3	C	2244	CYS
3	C	2295	ILE
3	C	2406	CYS
3	C	2432	ASN
3	C	2467	ASP
3	C	2488	ILE
3	C	2596	LEU
3	C	2666	CYS
3	C	2670	LYS
3	C	3059	ASN
3	C	3405	ARG
3	C	3602	GLN
3	C	3621	TRP
3	C	3778	ASP
3	C	3787	MET
3	C	3793	THR
3	C	3804	TYR
3	C	3819	ASN
3	C	3824	PHE
3	C	3863	TYR
3	C	3868	CYS
3	C	3877	GLU
3	C	3883	SER
3	C	3918	VAL
3	C	3986	SER
3	C	4050	GLN
3	C	4167	ASP
4	D	115	TYR
4	D	174	GLN
4	D	584	ILE
4	D	639	PHE
5	E	27	TYR
5	E	377	ASN
5	E	556	GLU
5	E	560	HIS
6	F	35	ARG

Continued on next page...

Continued from previous page...

Mol	Chain	Res	Type
10	J	21	PHE
15	O	46	LEU
15	O	121	TYR

Sometimes sidechains can be flipped to improve hydrogen bonding and reduce clashes. All (211) such sidechains are listed below:

Mol	Chain	Res	Type
1	A	741	ASN
1	A	786	GLN
1	A	837	GLN
1	A	852	ASN
1	A	900	ASN
1	A	952	GLN
1	A	1041	ASN
1	A	1047	ASN
1	A	1051	GLN
1	A	1101	HIS
1	A	1146	GLN
1	A	1165	ASN
1	A	1276	GLN
1	A	1444	GLN
1	A	1460	ASN
1	A	1566	GLN
1	A	1578	ASN
1	A	1585	GLN
1	A	1655	GLN
1	A	1666	ASN
1	A	1718	GLN
1	A	1788	GLN
1	A	1901	GLN
1	A	1916	GLN
1	A	1940	GLN
1	A	1950	GLN
1	A	2037	GLN
1	A	2095	ASN
1	A	2220	ASN
1	A	2267	ASN
1	A	2279	ASN
1	A	2369	GLN
1	A	2458	GLN
1	A	2508	ASN
1	A	2768	GLN

Continued on next page...

Continued from previous page...

Mol	Chain	Res	Type
1	A	2771	ASN
1	A	2889	GLN
1	A	3067	HIS
1	A	3112	GLN
1	A	3113	GLN
1	A	3122	ASN
1	A	3125	GLN
1	A	3226	ASN
1	A	3343	HIS
1	A	3344	GLN
1	A	3606	GLN
1	A	3651	GLN
1	A	3746	GLN
1	A	3888	GLN
1	A	3918	ASN
1	A	4044	GLN
1	A	4088	GLN
1	A	4137	HIS
1	A	4574	ASN
2	B	544	HIS
2	B	581	ASN
2	B	658	GLN
2	B	724	HIS
2	B	764	GLN
2	B	775	GLN
2	B	791	HIS
2	B	796	ASN
2	B	854	ASN
2	B	885	GLN
2	B	894	ASN
2	B	923	GLN
2	B	939	ASN
2	B	957	GLN
2	B	967	GLN
2	B	975	ASN
2	B	1079	ASN
2	B	1081	GLN
2	B	1131	HIS
2	B	1135	HIS
2	B	1566	ASN
2	B	1623	ASN
2	B	1770	ASN

Continued on next page...

Continued from previous page...

Mol	Chain	Res	Type
2	B	1870	ASN
2	B	1956	ASN
2	B	1993	GLN
2	B	2005	ASN
2	B	2038	ASN
2	B	2148	GLN
2	B	2203	ASN
2	B	2214	ASN
2	B	2462	ASN
2	B	2476	GLN
2	B	2489	ASN
2	B	2492	ASN
2	B	2504	GLN
2	B	2591	ASN
2	B	2724	ASN
2	B	2758	GLN
2	B	2812	ASN
2	B	2963	ASN
2	B	3042	ASN
2	B	3081	ASN
2	B	3238	HIS
2	B	3288	GLN
2	B	3301	ASN
2	B	3407	GLN
2	B	3430	ASN
2	B	3475	ASN
2	B	3521	ASN
2	B	3619	ASN
2	B	3640	GLN
2	B	3820	HIS
2	B	3861	ASN
2	B	3873	GLN
2	B	3879	ASN
2	B	4106	ASN
2	B	4152	ASN
2	B	4170	ASN
2	B	4177	GLN
2	B	4420	GLN
3	C	9	GLN
3	C	17	GLN
3	C	85	HIS
3	C	105	ASN

Continued on next page...

Continued from previous page...

Mol	Chain	Res	Type
3	C	126	ASN
3	C	164	HIS
3	C	213	GLN
3	C	246	HIS
3	C	252	ASN
3	C	281	ASN
3	C	343	ASN
3	C	1051	GLN
3	C	1113	ASN
3	C	1238	GLN
3	C	1279	ASN
3	C	1300	GLN
3	C	1340	GLN
3	C	1428	ASN
3	C	1570	GLN
3	C	1863	HIS
3	C	1888	GLN
3	C	1981	ASN
3	C	2018	GLN
3	C	2198	ASN
3	C	2207	HIS
3	C	2217	ASN
3	C	2264	ASN
3	C	2432	ASN
3	C	2483	ASN
3	C	2516	GLN
3	C	2708	GLN
3	C	2743	ASN
3	C	2951	ASN
3	C	3004	ASN
3	C	3103	HIS
3	C	3654	HIS
3	C	3801	ASN
3	C	3819	ASN
3	C	3958	ASN
3	C	4034	GLN
3	C	4050	GLN
4	D	144	GLN
4	D	174	GLN
4	D	177	ASN
4	D	294	GLN
4	D	298	ASN

Continued on next page...

Continued from previous page...

Mol	Chain	Res	Type
4	D	356	HIS
4	D	405	ASN
4	D	413	ASN
4	D	509	ASN
4	D	510	ASN
4	D	512	HIS
4	D	572	ASN
5	E	31	GLN
5	E	44	ASN
5	E	59	HIS
5	E	87	ASN
5	E	122	GLN
5	E	237	ASN
5	E	259	ASN
5	E	325	ASN
5	E	366	HIS
5	E	377	ASN
5	E	408	HIS
5	E	450	HIS
5	E	481	GLN
5	E	526	GLN
6	F	36	HIS
6	F	57	ASN
6	F	64	GLN
7	G	129	GLN
7	G	149	GLN
8	H	3	HIS
8	H	36	ASN
8	H	54	HIS
9	I	26	ASN
9	I	39	GLN
9	I	66	ASN
9	I	76	GLN
9	I	100	ASN
10	J	45	GLN
10	J	63	HIS
11	K	76	ASN
12	L	19	HIS
12	L	28	GLN
12	L	64	GLN
12	L	91	ASN
13	M	2	ASN

Continued on next page...

Continued from previous page...

Mol	Chain	Res	Type
13	M	64	HIS
13	M	78	ASN
14	N	78	HIS
14	N	89	GLN
15	O	84	GLN
15	O	93	GLN
15	O	106	GLN
15	O	109	ASN

5.3.3 RNA [i](#)

There are no RNA molecules in this entry.

5.4 Non-standard residues in protein, DNA, RNA chains [i](#)

There are no non-standard protein/DNA/RNA residues in this entry.

5.5 Carbohydrates [i](#)

There are no monosaccharides in this entry.

5.6 Ligand geometry [i](#)

Of 18 ligands modelled in this entry, 9 are monoatomic - leaving 9 for Mogul analysis.

In the following table, the Counts columns list the number of bonds (or angles) for which Mogul statistics could be retrieved, the number of bonds (or angles) that are observed in the model and the number of bonds (or angles) that are defined in the Chemical Component Dictionary. The Link column lists molecule types, if any, to which the group is linked. The Z score for a bond length (or angle) is the number of standard deviations the observed value is removed from the expected value. A bond length (or angle) with $|Z| > 2$ is considered an outlier worth inspection. RMSZ is the root-mean-square of all Z scores of the bond lengths (or angles).

Mol	Type	Chain	Res	Link	Bond lengths			Bond angles		
					Counts	RMSZ	$\# Z > 2$	Counts	RMSZ	$\# Z > 2$
19	ADP	A	4701	21	24,29,29	0.95	1 (4%)	29,45,45	1.44	5 (17%)
19	ADP	B	5405	21	24,29,29	0.65	0	29,45,45	0.93	2 (6%)
19	ADP	C	4306	21	24,29,29	0.66	0	29,45,45	0.86	2 (6%)
20	ATP	C	4302	21	26,33,33	0.69	0	31,52,52	0.89	2 (6%)
19	ADP	B	5406	21	24,29,29	0.66	0	29,45,45	0.75	1 (3%)

Mol	Type	Chain	Res	Link	Bond lengths			Bond angles		
					Counts	RMSZ	# Z > 2	Counts	RMSZ	# Z > 2
20	ATP	B	5403	21	26,33,33	0.66	0	31,52,52	0.83	1 (3%)
19	ADP	C	4305	3,21	24,29,29	0.70	1 (4%)	29,45,45	1.03	2 (6%)
19	ADP	A	4703	21	24,29,29	0.94	1 (4%)	29,45,45	1.47	4 (13%)
20	ATP	A	4702	21	26,33,33	0.93	1 (3%)	31,52,52	1.40	4 (12%)

In the following table, the Chirals column lists the number of chiral outliers, the number of chiral centers analysed, the number of these observed in the model and the number defined in the Chemical Component Dictionary. Similar counts are reported in the Torsion and Rings columns. '-' means no outliers of that kind were identified.

Mol	Type	Chain	Res	Link	Chirals	Torsions	Rings
19	ADP	A	4701	21	-	7/12/32/32	0/3/3/3
19	ADP	B	5405	21	-	1/12/32/32	0/3/3/3
19	ADP	C	4306	21	-	4/12/32/32	0/3/3/3
20	ATP	C	4302	21	-	1/18/38/38	0/3/3/3
19	ADP	B	5406	21	-	2/12/32/32	0/3/3/3
20	ATP	B	5403	21	-	1/18/38/38	0/3/3/3
19	ADP	C	4305	3,21	-	5/12/32/32	0/3/3/3
19	ADP	A	4703	21	-	6/12/32/32	0/3/3/3
20	ATP	A	4702	21	-	3/18/38/38	0/3/3/3

All (4) bond length outliers are listed below:

Mol	Chain	Res	Type	Atoms	Z	Observed(Å)	Ideal(Å)
19	A	4703	ADP	C5-C4	2.32	1.47	1.40
19	A	4701	ADP	C5-C4	2.29	1.47	1.40
20	A	4702	ATP	C5-C4	2.11	1.46	1.40
19	C	4305	ADP	C8-N7	-2.11	1.30	1.34

All (23) bond angle outliers are listed below:

Mol	Chain	Res	Type	Atoms	Z	Observed(°)	Ideal(°)
20	A	4702	ATP	PB-O3B-PG	-3.71	120.09	132.83
19	A	4703	ADP	PA-O3A-PB	-3.55	120.64	132.83
19	A	4701	ADP	C3'-C2'-C1'	3.52	106.28	100.98
19	A	4703	ADP	C3'-C2'-C1'	3.47	106.19	100.98
20	A	4702	ATP	N3-C2-N1	-3.27	123.57	128.68
19	A	4701	ADP	N3-C2-N1	-3.02	123.96	128.68
19	A	4703	ADP	N3-C2-N1	-3.01	123.97	128.68
19	A	4701	ADP	C4-C5-N7	-2.99	106.28	109.40

Continued on next page...

Continued from previous page...

Mol	Chain	Res	Type	Atoms	Z	Observed(°)	Ideal(°)
20	A	4702	ATP	PA-O3A-PB	-2.97	122.63	132.83
20	A	4702	ATP	C4-C5-N7	-2.79	106.50	109.40
19	B	5405	ADP	O4'-C1'-C2'	-2.72	102.95	106.93
19	C	4305	ADP	C1'-N9-C4	2.68	131.36	126.64
19	A	4703	ADP	C4-C5-N7	-2.56	106.73	109.40
19	A	4701	ADP	PA-O3A-PB	-2.54	124.10	132.83
19	B	5406	ADP	C5-C6-N6	2.38	123.97	120.35
20	B	5403	ATP	C5-C6-N6	2.34	123.91	120.35
19	B	5405	ADP	C5-C6-N6	2.28	123.81	120.35
20	C	4302	ATP	C5-C6-N6	2.22	123.73	120.35
19	C	4306	ADP	C5-C6-N6	2.22	123.72	120.35
20	C	4302	ATP	O4'-C1'-C2'	-2.04	103.94	106.93
19	C	4306	ADP	C3'-C2'-C1'	2.04	104.05	100.98
19	A	4701	ADP	O3B-PB-O2B	2.03	115.41	107.64
19	C	4305	ADP	C5-C6-N6	2.02	123.42	120.35

There are no chirality outliers.

All (30) torsion outliers are listed below:

Mol	Chain	Res	Type	Atoms
19	A	4701	ADP	PB-O3A-PA-O5'
19	A	4701	ADP	C5'-O5'-PA-O1A
19	A	4701	ADP	C5'-O5'-PA-O2A
19	A	4703	ADP	PB-O3A-PA-O5'
19	A	4703	ADP	C5'-O5'-PA-O1A
19	B	5405	ADP	C4'-C5'-O5'-PA
19	C	4305	ADP	C5'-O5'-PA-O1A
19	C	4306	ADP	O4'-C4'-C5'-O5'
19	A	4701	ADP	O4'-C4'-C5'-O5'
19	A	4703	ADP	O4'-C4'-C5'-O5'
19	C	4305	ADP	C3'-C4'-C5'-O5'
19	C	4306	ADP	C3'-C4'-C5'-O5'
20	A	4702	ATP	O4'-C4'-C5'-O5'
19	C	4305	ADP	O4'-C4'-C5'-O5'
19	A	4703	ADP	C3'-C4'-C5'-O5'
20	A	4702	ATP	C3'-C4'-C5'-O5'
19	A	4703	ADP	C5'-O5'-PA-O3A
19	A	4703	ADP	C5'-O5'-PA-O2A
19	C	4305	ADP	C5'-O5'-PA-O2A
19	A	4701	ADP	C4'-C5'-O5'-PA
19	C	4306	ADP	PB-O3A-PA-O2A
20	B	5403	ATP	O4'-C4'-C5'-O5'

Continued on next page...

Continued from previous page...

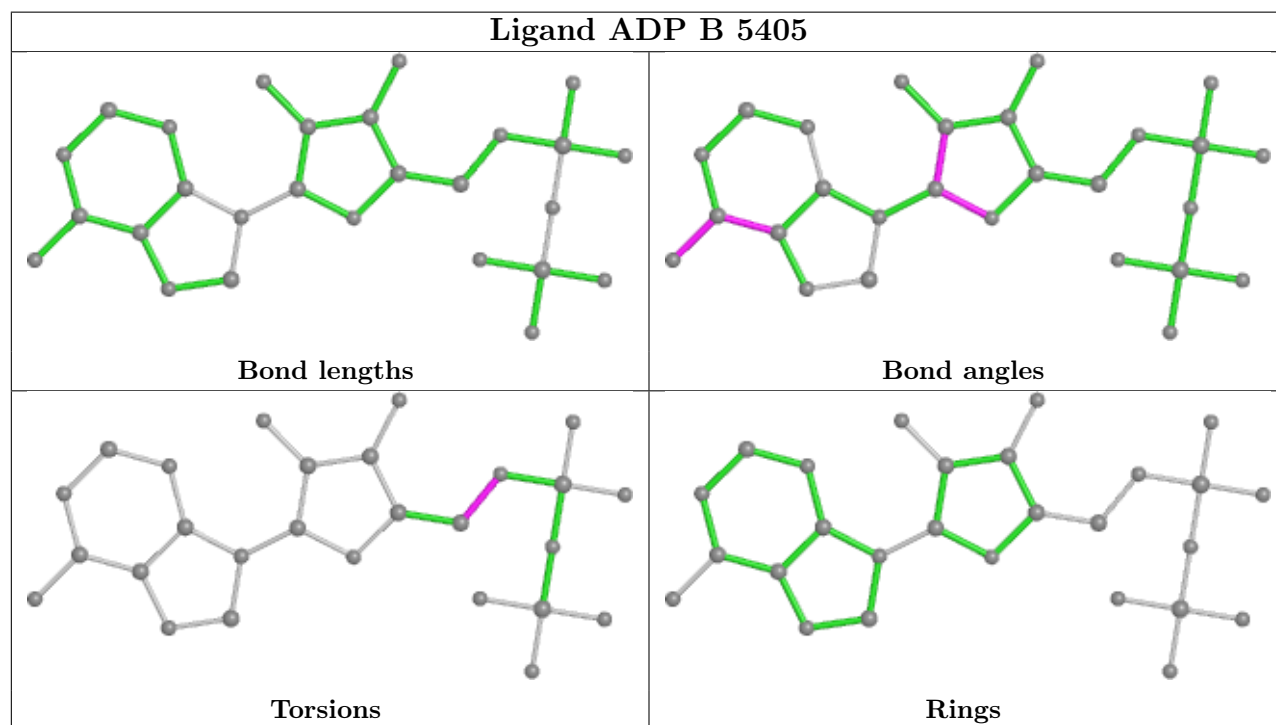
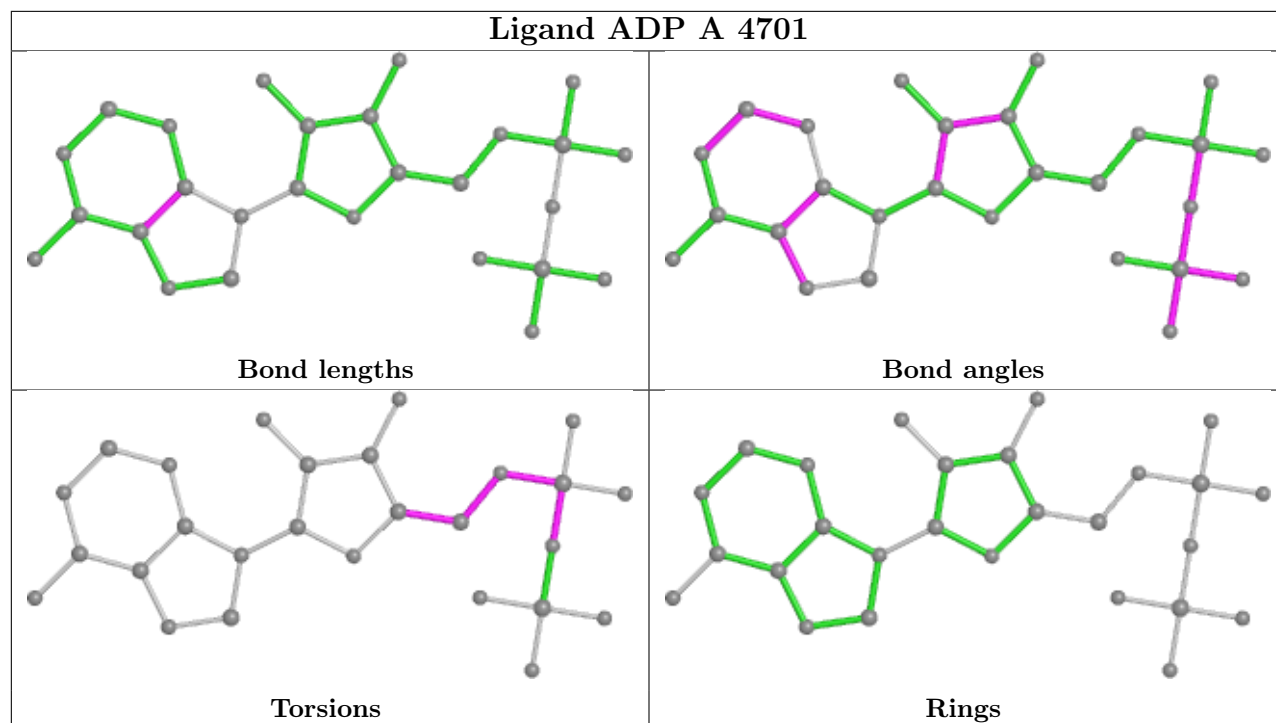
Mol	Chain	Res	Type	Atoms
20	C	4302	ATP	O4'-C4'-C5'-O5'
19	A	4701	ADP	C5'-O5'-PA-O3A
19	C	4305	ADP	C5'-O5'-PA-O3A
19	A	4701	ADP	PB-O3A-PA-O1A
19	C	4306	ADP	PB-O3A-PA-O1A
20	A	4702	ATP	PB-O3A-PA-O2A
19	B	5406	ADP	O4'-C4'-C5'-O5'
19	B	5406	ADP	C4'-C5'-O5'-PA

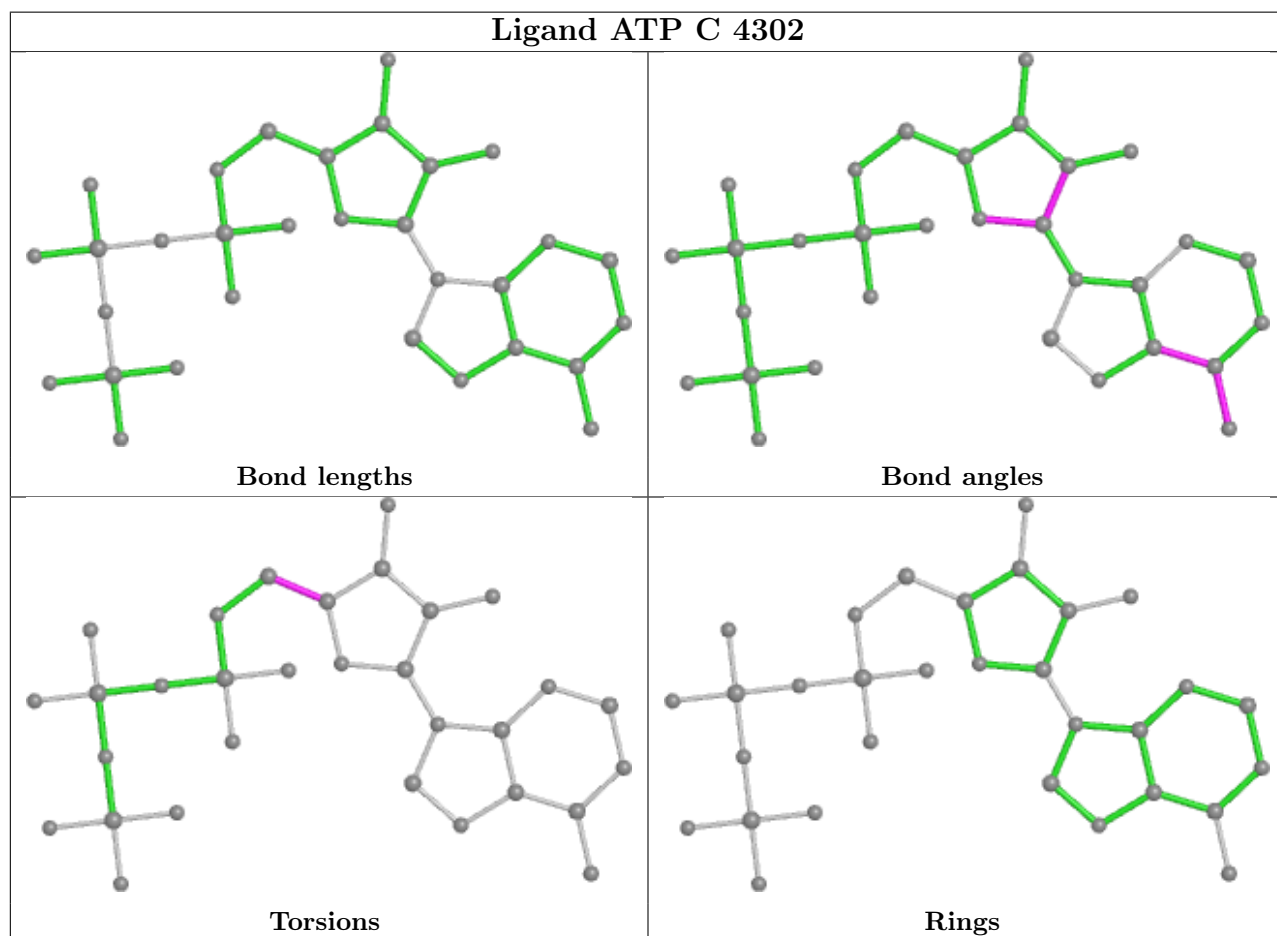
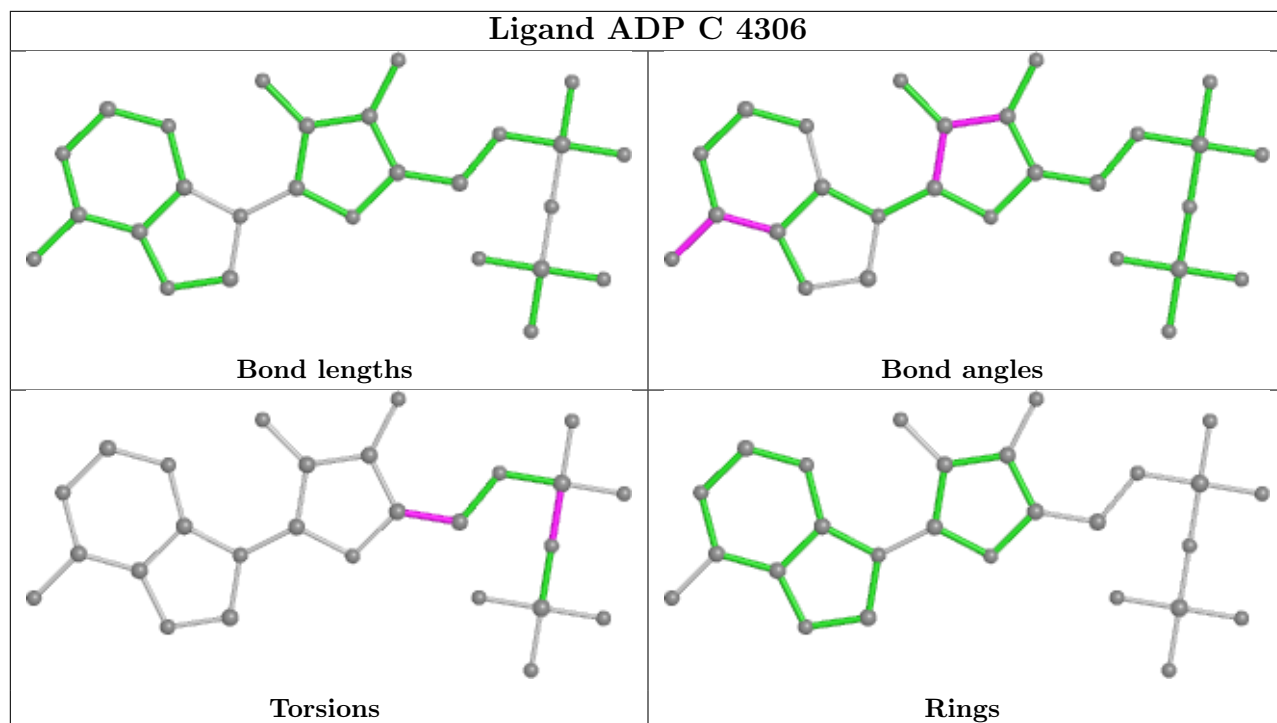
There are no ring outliers.

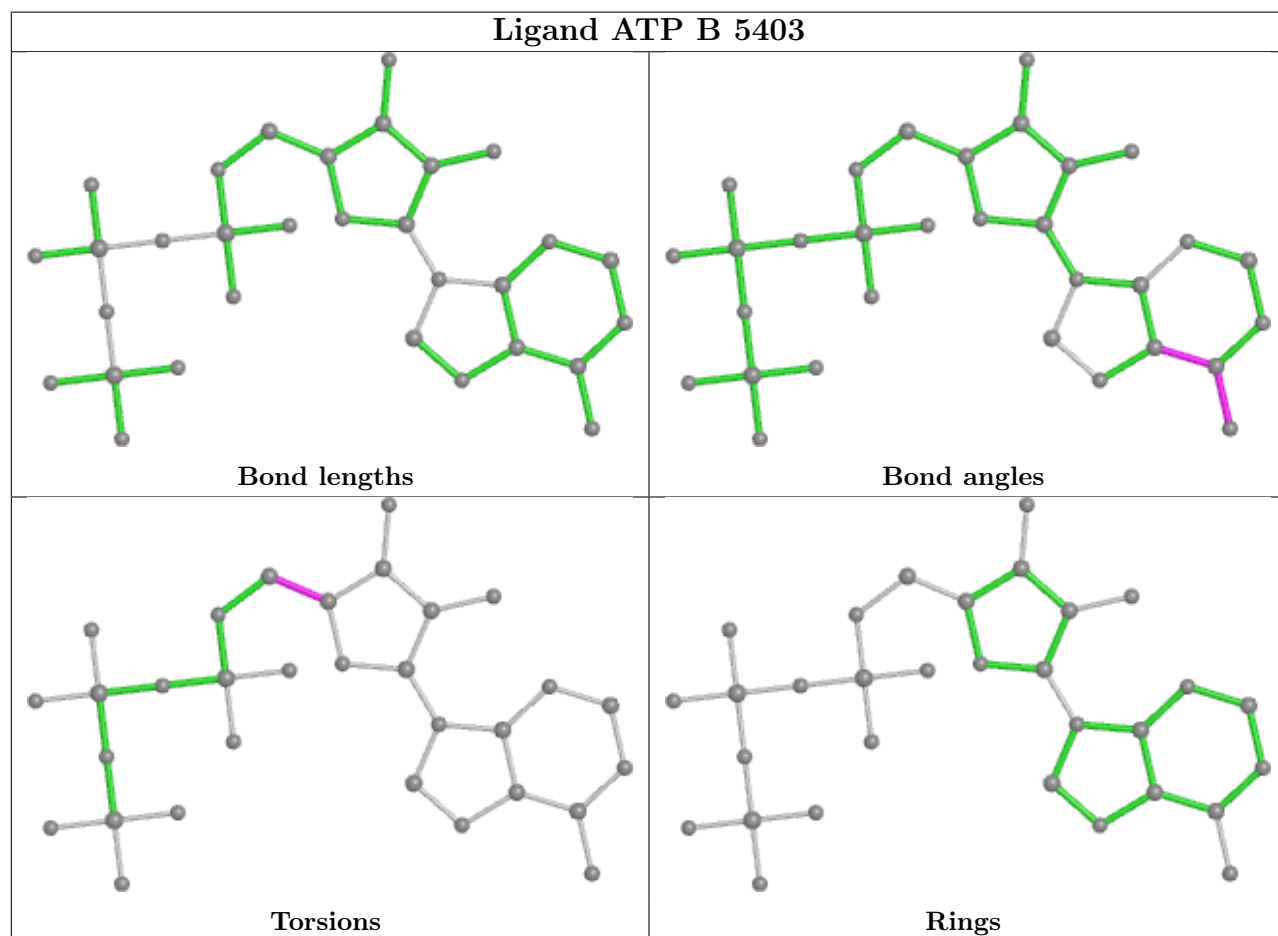
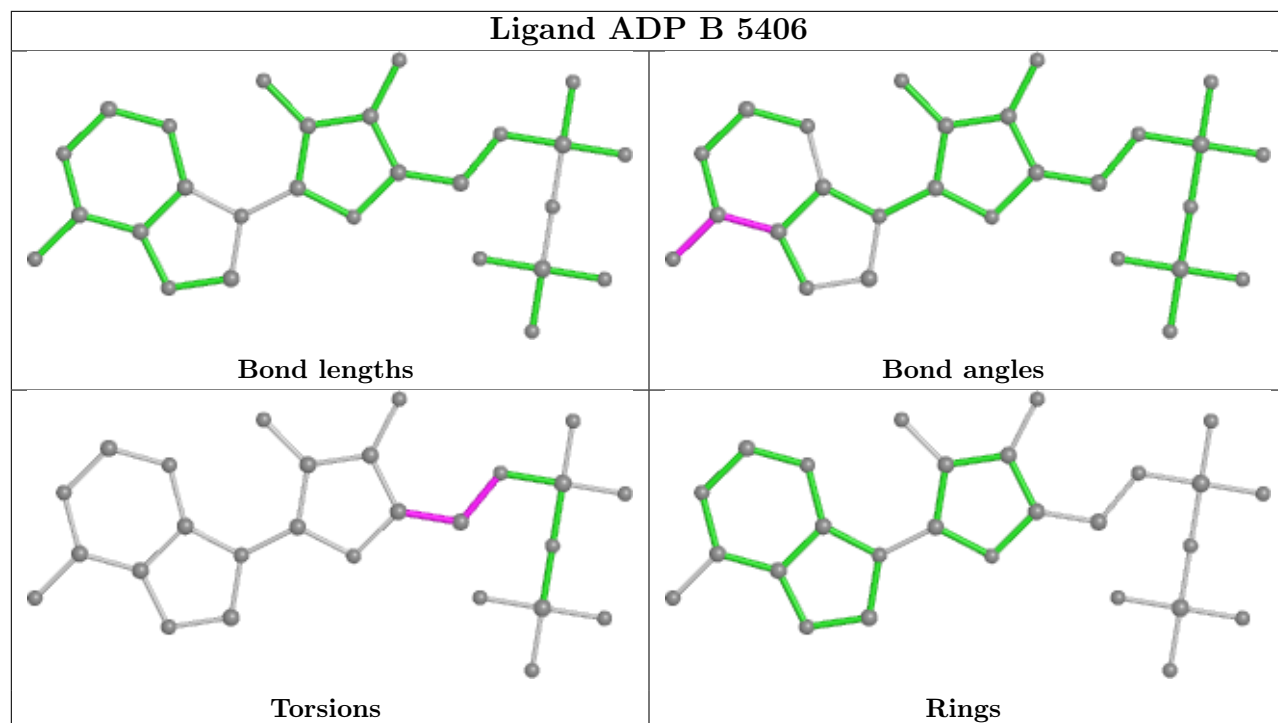
9 monomers are involved in 140 short contacts:

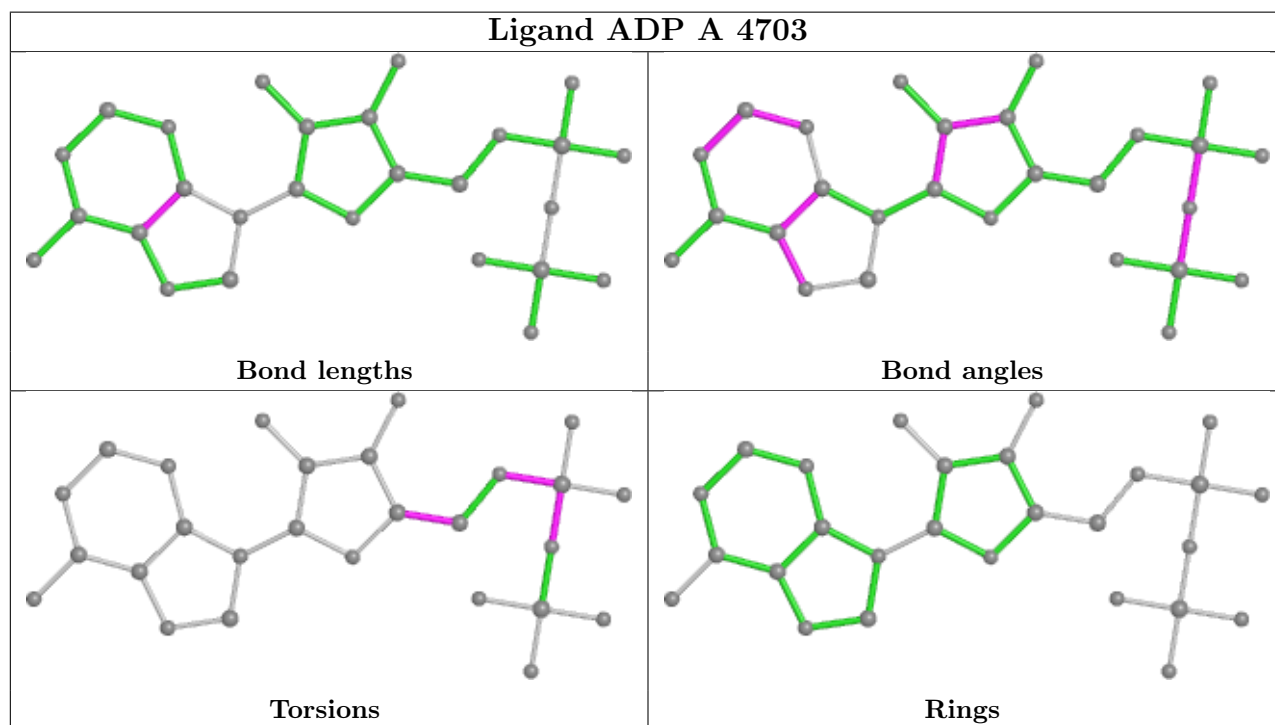
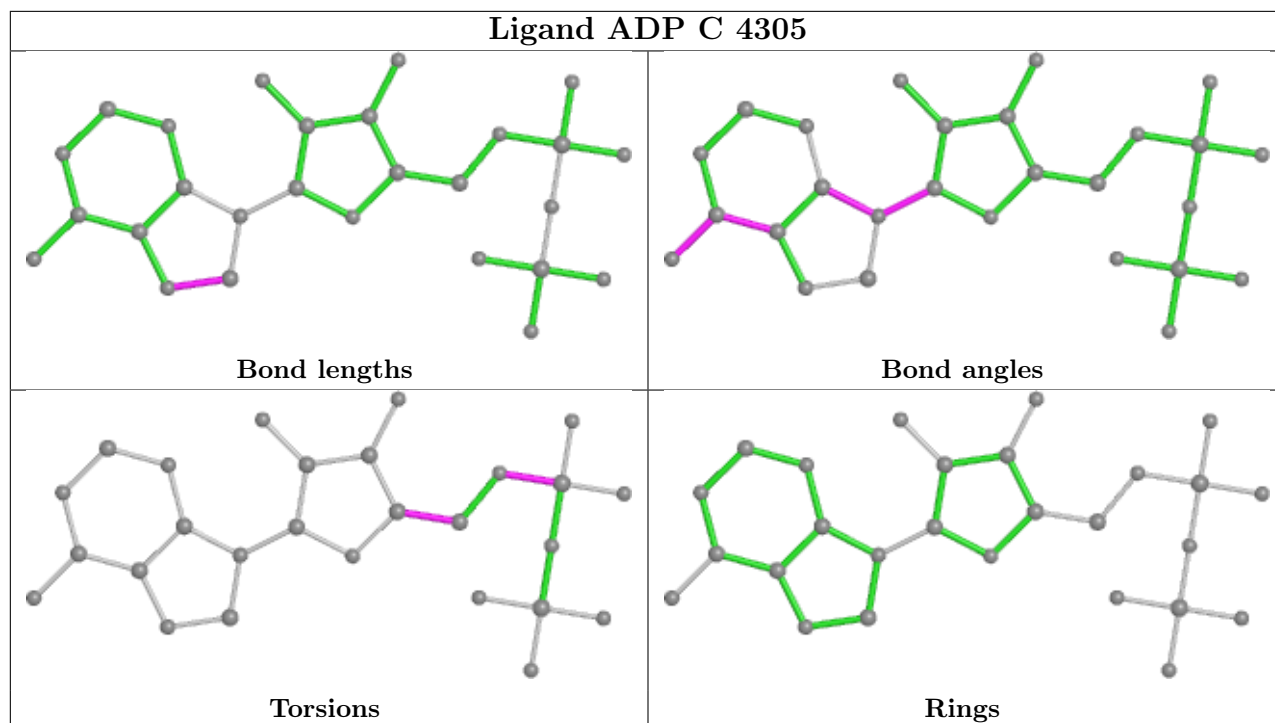
Mol	Chain	Res	Type	Clashes	Symm-Clashes
19	A	4701	ADP	12	0
19	B	5405	ADP	16	0
19	C	4306	ADP	8	0
20	C	4302	ATP	1	0
19	B	5406	ADP	3	0
20	B	5403	ATP	44	0
19	C	4305	ADP	25	0
19	A	4703	ADP	21	0
20	A	4702	ATP	10	0

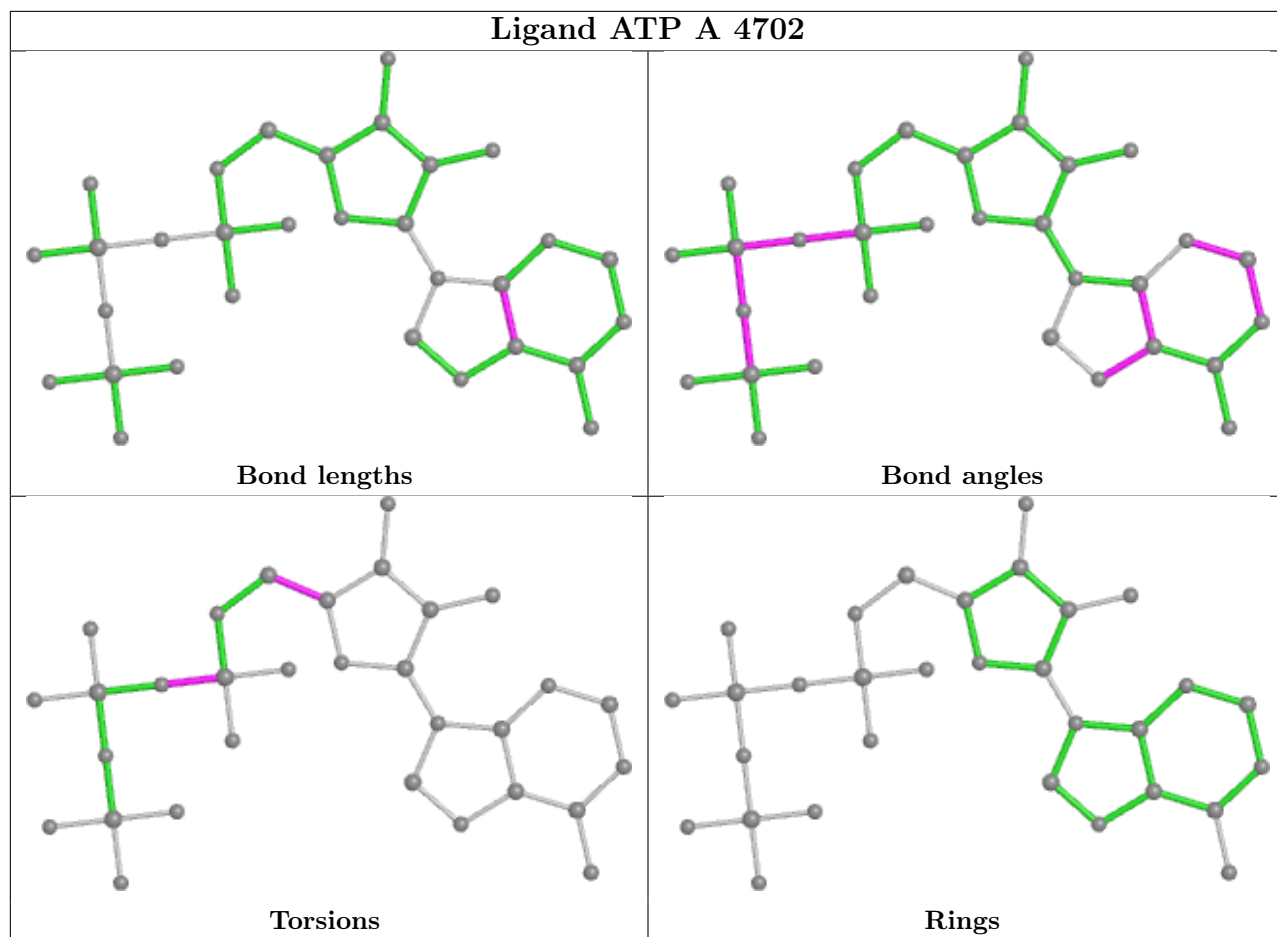
The following is a two-dimensional graphical depiction of Mogul quality analysis of bond lengths, bond angles, torsion angles, and ring geometry for all instances of the Ligand of Interest. In addition, ligands with molecular weight > 250 and outliers as shown on the validation Tables will also be included. For torsion angles, if less than 5% of the Mogul distribution of torsion angles is within 10 degrees of the torsion angle in question, then that torsion angle is considered an outlier. Any bond that is central to one or more torsion angles identified as an outlier by Mogul will be highlighted in the graph. For rings, the root-mean-square deviation (RMSD) between the ring in question and similar rings identified by Mogul is calculated over all ring torsion angles. If the average RMSD is greater than 60 degrees and the minimal RMSD between the ring in question and any Mogul-identified rings is also greater than 60 degrees, then that ring is considered an outlier. The outliers are highlighted in purple. The color gray indicates Mogul did not find sufficient equivalents in the CSD to analyse the geometry.











5.7 Other polymers [\(i\)](#)

There are no such residues in this entry.

5.8 Polymer linkage issues [\(i\)](#)

The following chains have linkage breaks:

Mol	Chain	Number of breaks
2	B	10
1	A	9
16	P	4
4	D	2
7	G	1
18	R	1

All chain breaks are listed below:

Model	Chain	Residue-1	Atom-1	Residue-2	Atom-2	Distance (Å)
1	A	3250:PRO	C	3251:ILE	N	5.80
1	A	3251:ILE	C	3252:GLN	N	4.89
1	A	24:LYS	C	25:ASP	N	3.36
1	B	79:PRO	C	80:PRO	N	3.22
1	D	216:HIS	C	217:GLN	N	2.93
1	A	115:ASP	C	116:ASN	N	2.81
1	A	40:LEU	C	41:LEU	N	2.76
1	A	5:LYS	C	6:TYR	N	2.67
1	A	53:ILE	C	54:PHE	N	2.45
1	G	58:SER	C	59:GLU	N	2.19
1	B	50:GLN	C	51:GLY	N	2.17
1	P	39:TRP	C	40:SER	N	2.17
1	B	52:PHE	C	53:ILE	N	2.15
1	B	70:LYS	C	71:CYS	N	2.10
1	D	238:SER	C	239:THR	N	2.02
1	P	15:SER	C	16:GLU	N	1.81
1	B	799:VAL	C	800:LYS	N	1.71
1	R	82:ALA	C	83:ASN	N	1.71
1	A	943:THR	C	944:LEU	N	1.69
1	B	55:GLN	C	56:ASP	N	1.60
1	P	61:GLU	C	62:LYS	N	1.60
1	B	99:LEU	C	100:THR	N	1.19
1	B	49:PHE	C	50:GLN	N	1.18
1	B	56:ASP	C	57:ASN	N	0.96
1	A	1649:ALA	C	1650:LEU	N	0.94
1	P	62:LYS	C	63:ARG	N	0.63
1	B	59:THR	C	60:ASN	N	0.44

6 Map visualisation [i](#)

This section contains visualisations of the EMDB entry EMD-16312. These allow visual inspection of the internal detail of the map and identification of artifacts.


Images derived from a raw map, generated by summing the deposited half-maps, are presented below the corresponding image components of the primary map to allow further visual inspection and comparison with those of the primary map.

6.1 Orthogonal projections [i](#)

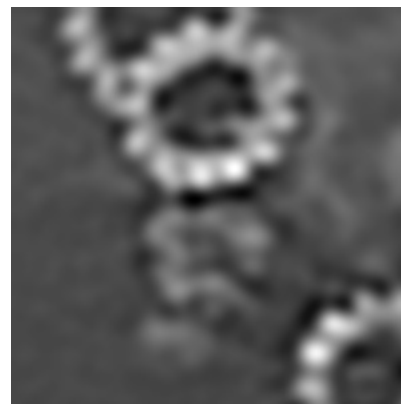
6.1.1 Primary map



X



Y




Z

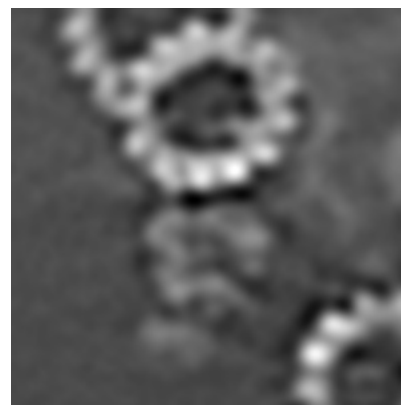
6.1.2 Raw map



X



Y



Z

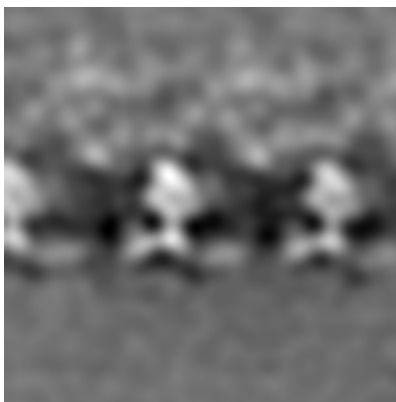
The images above show the map projected in three orthogonal directions.

6.2 Central slices [i](#)

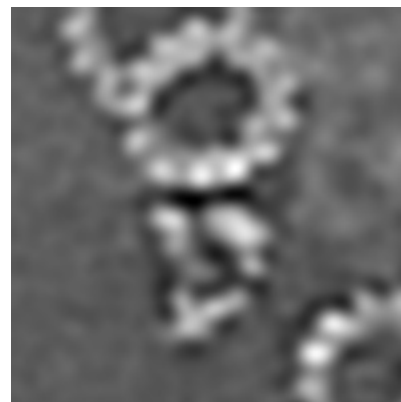
6.2.1 Primary map



X Index: 37

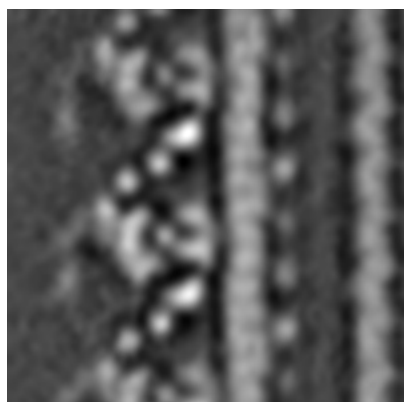


Y Index: 37

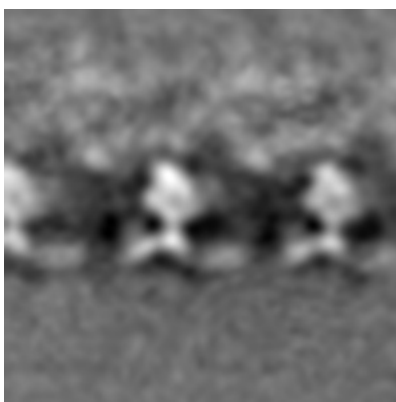


Z Index: 37

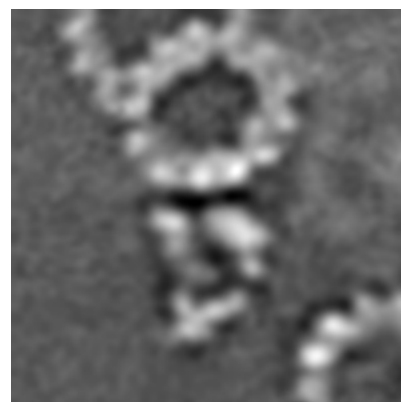
6.2.2 Raw map



X Index: 37



Y Index: 37



Z Index: 37


The images above show central slices of the map in three orthogonal directions.

6.3 Largest variance slices [i](#)

6.3.1 Primary map



X Index: 41



Y Index: 43




Z Index: 21

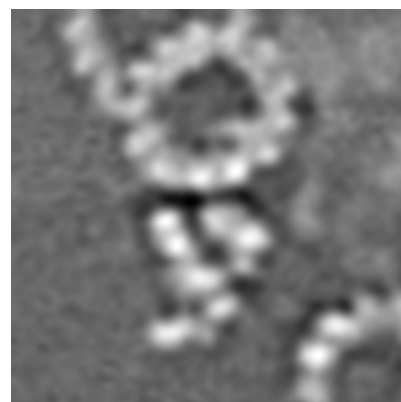
6.3.2 Raw map



X Index: 41



Y Index: 43

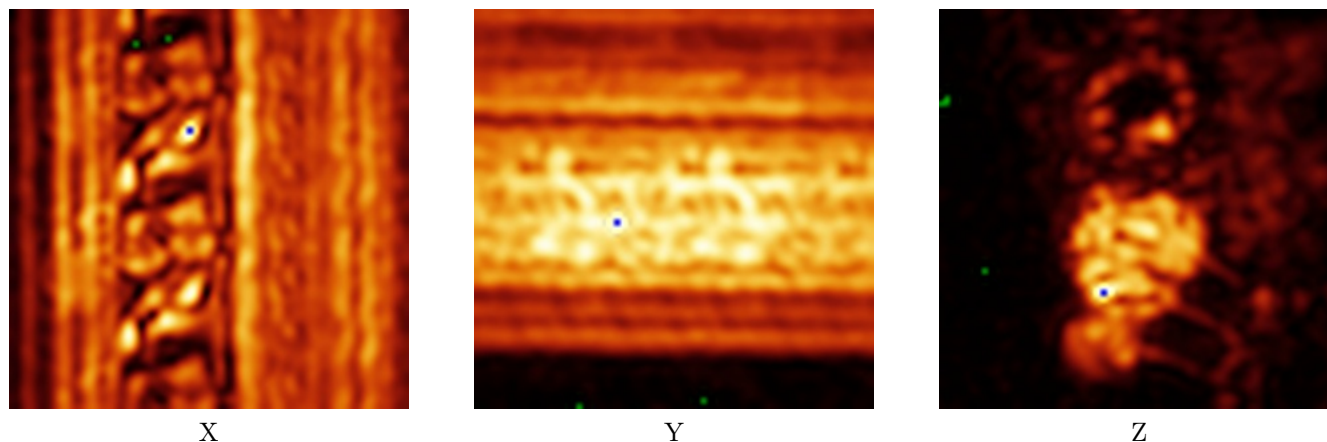


Z Index: 35


The images above show the largest variance slices of the map in three orthogonal directions.

6.4 Orthogonal standard-deviation projections (False-color) [i](#)

6.4.1 Primary map



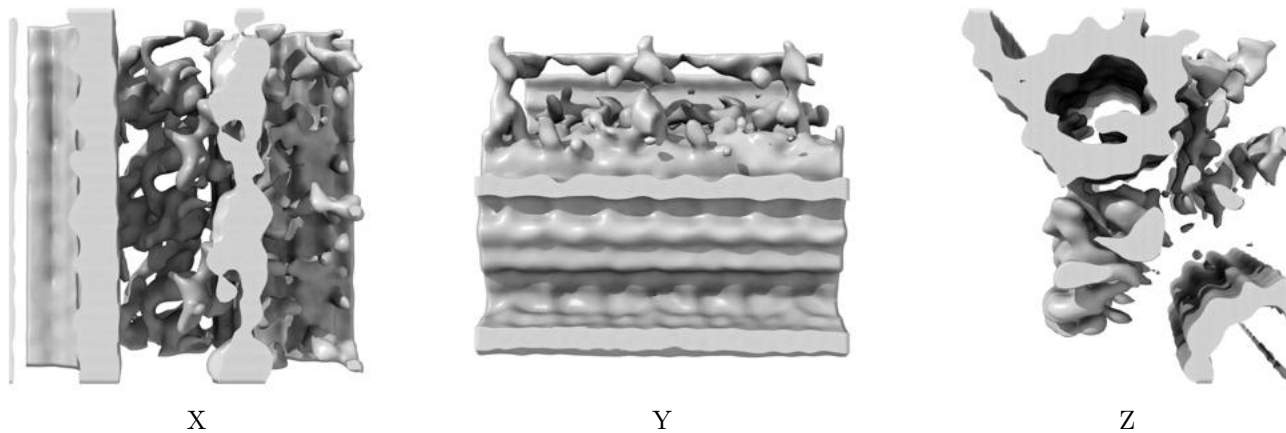
6.4.2 Raw map



The images above show the map standard deviation projections with false color in three orthogonal directions. Minimum values are shown in green, max in blue, and dark to light orange shades represent small to large values respectively.


6.5 Orthogonal surface views [i](#)

6.5.1 Primary map



The images above show the 3D surface view of the map at the recommended contour level 0.14. These images, in conjunction with the slice images, may facilitate assessment of whether an appropriate contour level has been provided.

6.5.2 Raw map



These images show the 3D surface of the raw map. The raw map's contour level was selected so that its surface encloses the same volume as the primary map does at its recommended contour level.

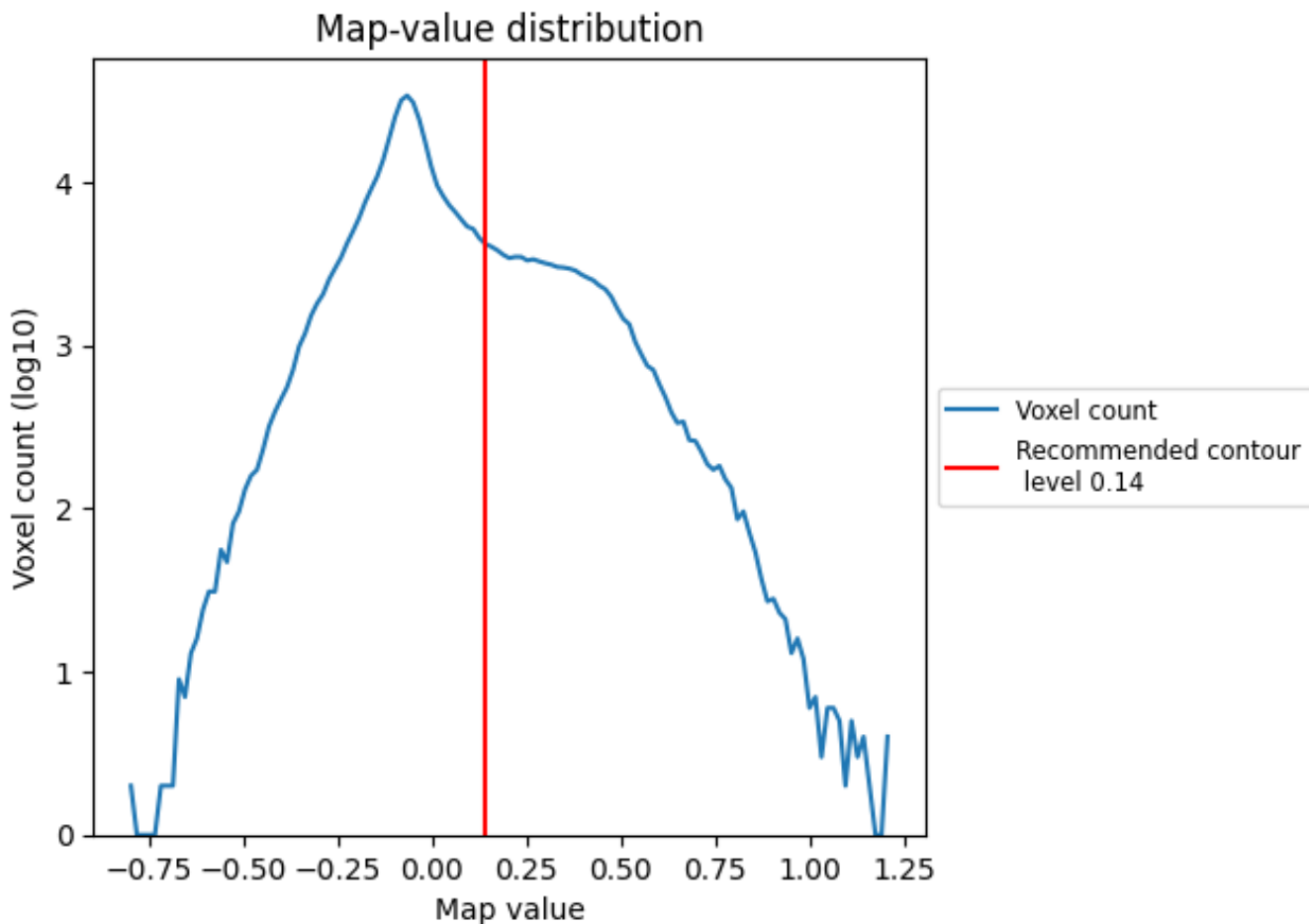
6.6 Mask visualisation [i](#)

This section was not generated. No masks/segmentation were deposited.

7 Map analysis [i](#)

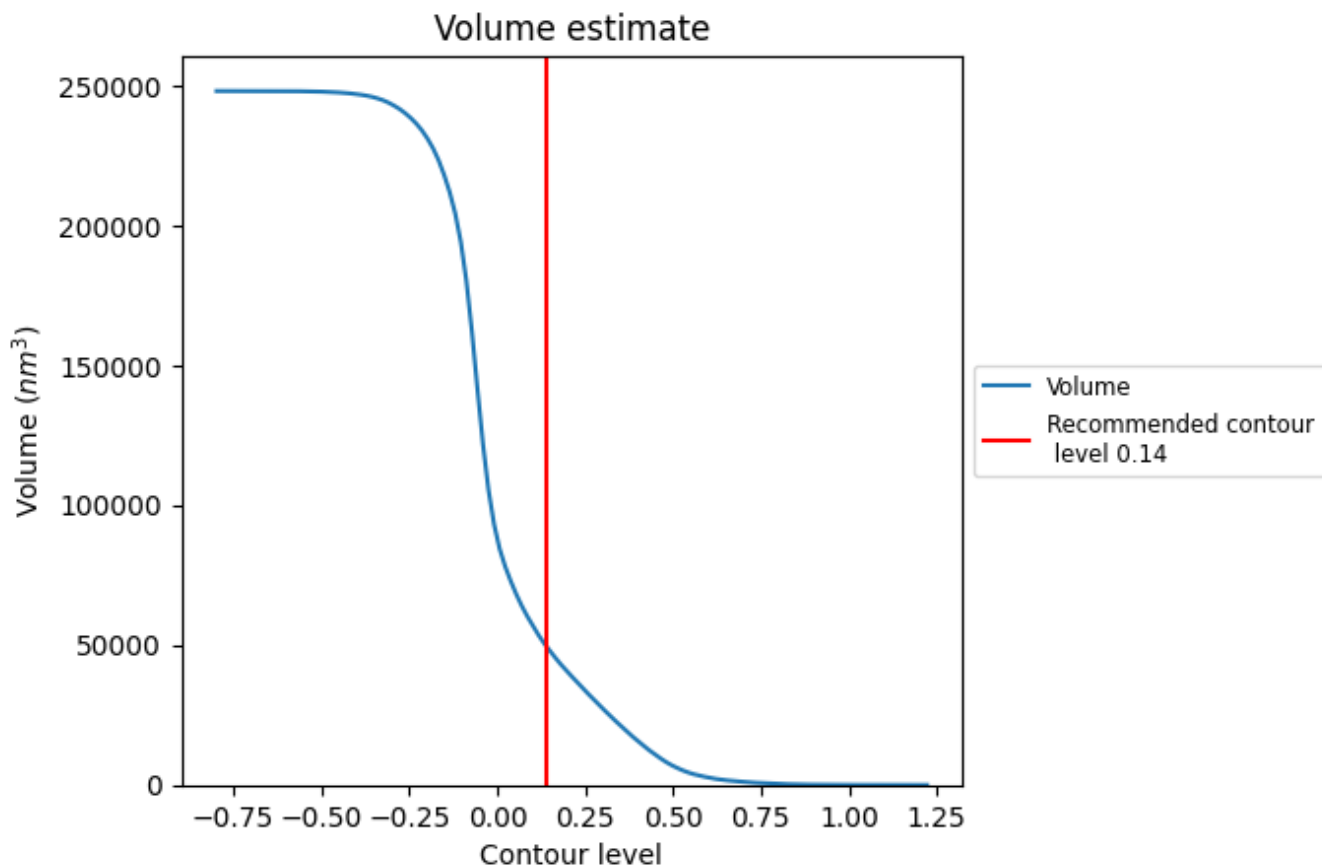
This section contains the results of statistical analysis of the map.

7.1 Map-value distribution [i](#)



The map-value distribution is plotted in 128 intervals along the x-axis. The y-axis is logarithmic. A spike in this graph at zero usually indicates that the volume has been masked.

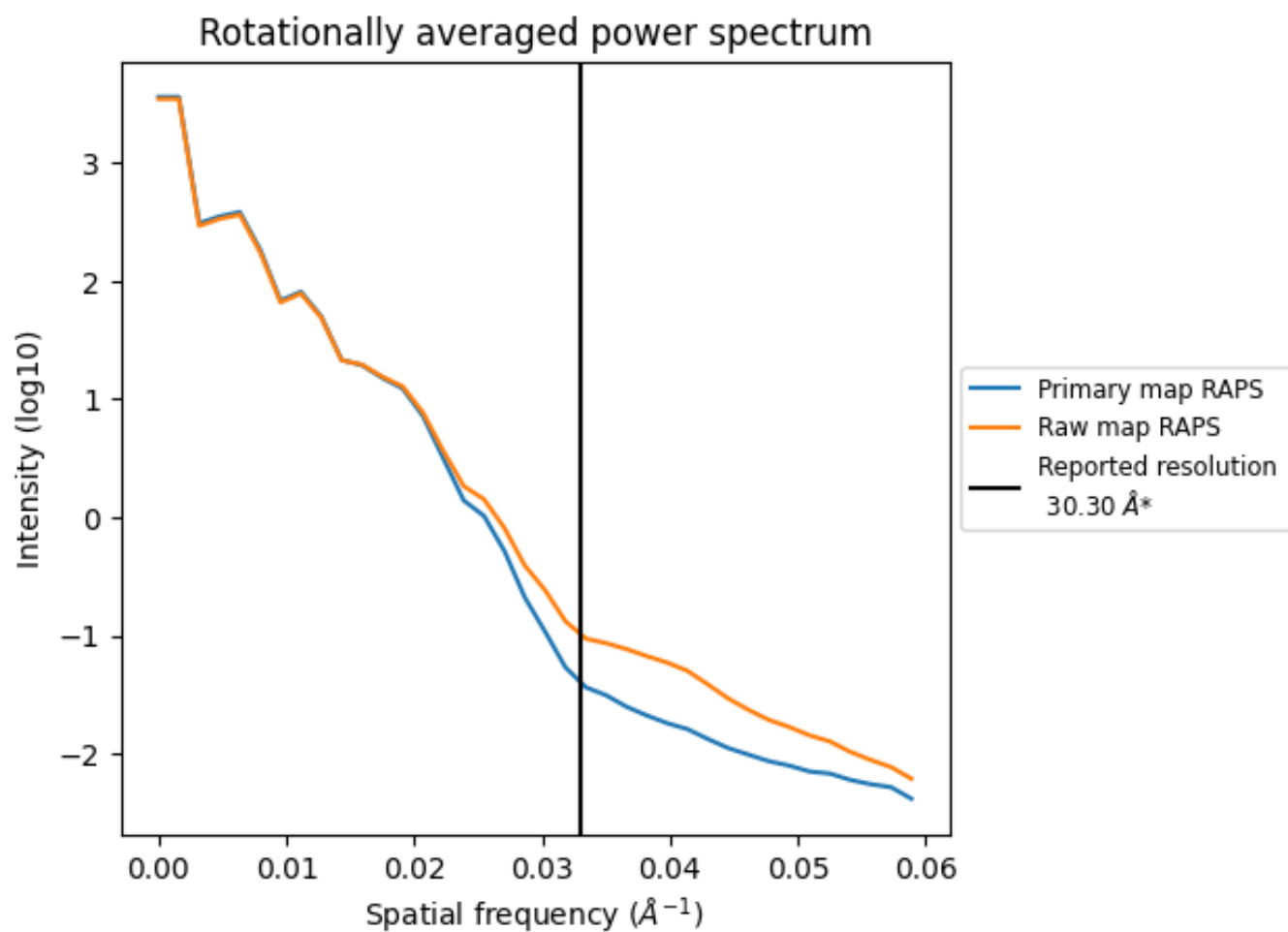
7.2 Volume estimate [i](#)



The volume at the recommended contour level is 49562 nm^3 ; this corresponds to an approximate mass of 44771 kDa.

The volume estimate graph shows how the enclosed volume varies with the contour level. The recommended contour level is shown as a vertical line and the intersection between the line and the curve gives the volume of the enclosed surface at the given level.

7.3 Rotationally averaged power spectrum [i](#)

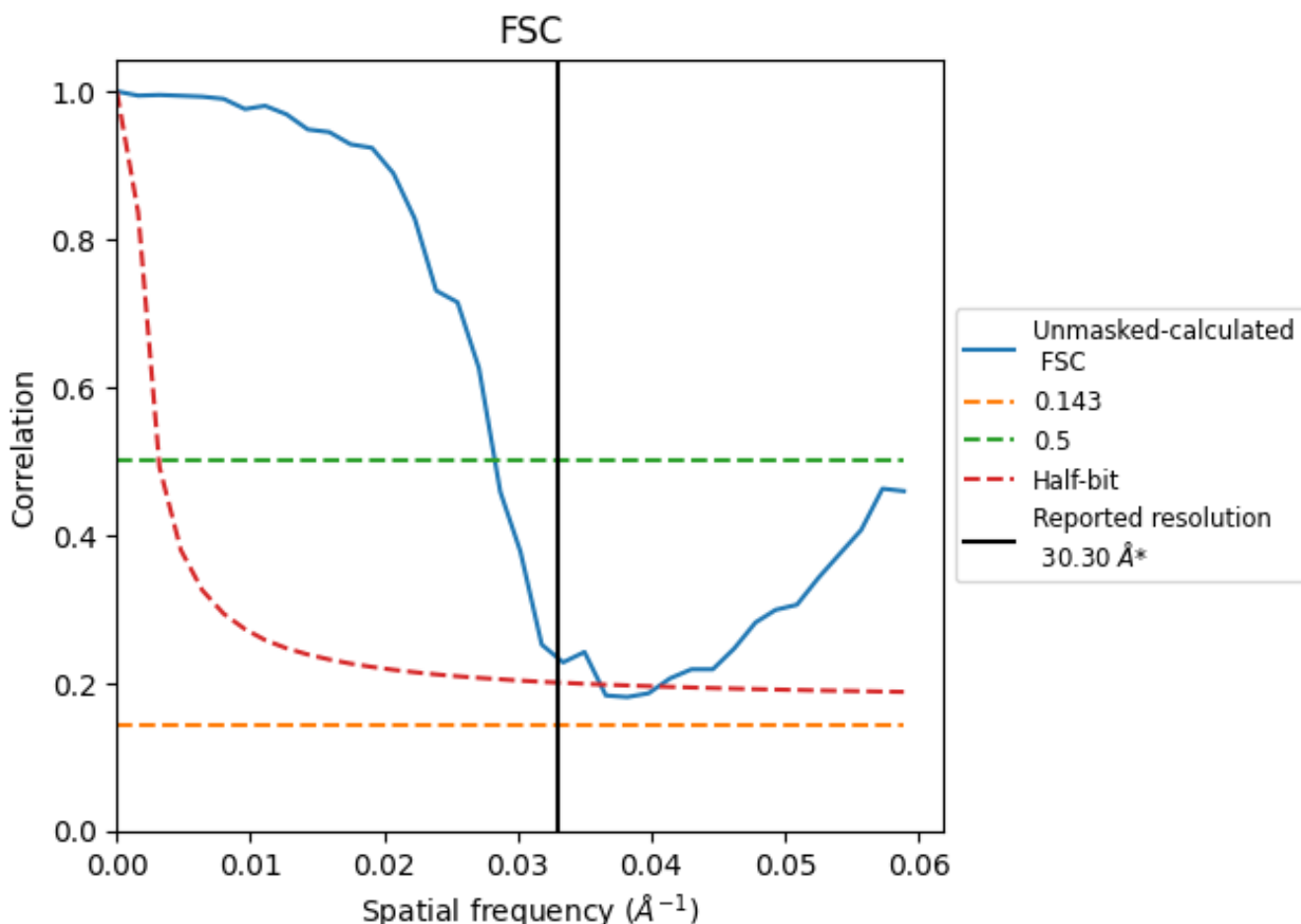


*Reported resolution corresponds to spatial frequency of 0.033 Å⁻¹

8 Fourier-Shell correlation [i](#)

Fourier-Shell Correlation (FSC) is the most commonly used method to estimate the resolution of single-particle and subtomogram-averaged maps. The shape of the curve depends on the imposed symmetry, mask and whether or not the two 3D reconstructions used were processed from a common reference. The reported resolution is shown as a black line. A curve is displayed for the half-bit criterion in addition to lines showing the 0.143 gold standard cut-off and 0.5 cut-off.

8.1 FSC [i](#)



*Reported resolution corresponds to spatial frequency of 0.033 Å⁻¹

8.2 Resolution estimates [i](#)

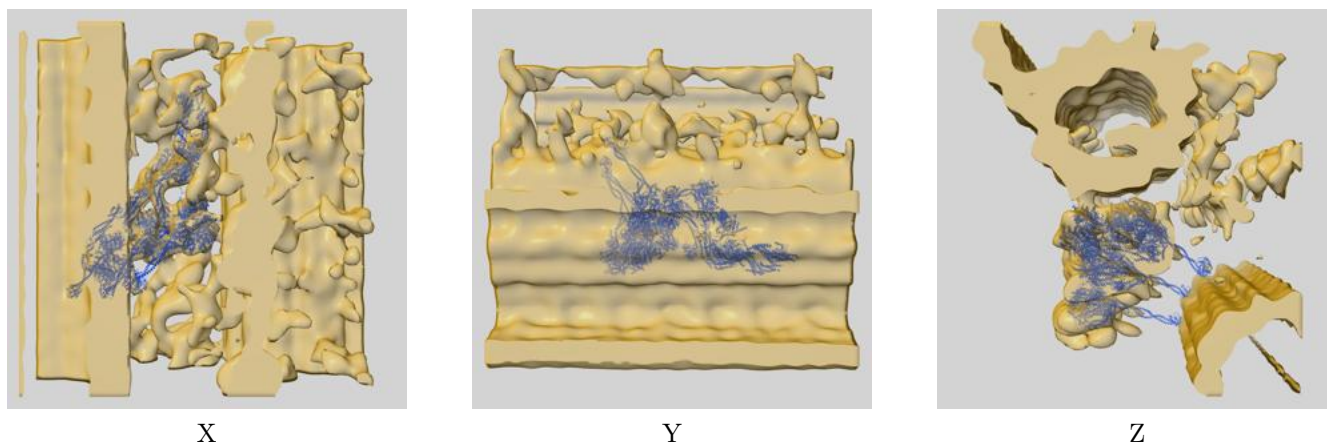
Resolution estimate (Å)	Estimation criterion (FSC cut-off)		
	0.143	0.5	Half-bit
Reported by author	30.30	-	-
Author-provided FSC curve	-	-	-
Unmasked-calculated*	-	35.34	27.62

*Resolution estimate based on FSC curve calculated by comparison of deposited half-maps.

9 Map-model fit [i](#)

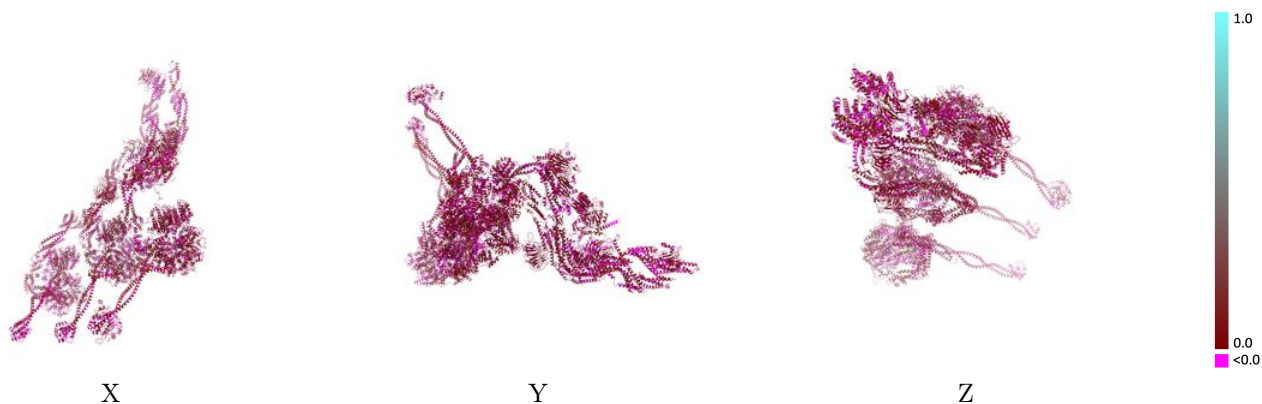
This section contains information regarding the fit between EMDB map EMD-16312 and PDB model 8BX8. Per-residue inclusion information can be found in section 3 on page 9.

9.1 Map-model overlay [i](#)



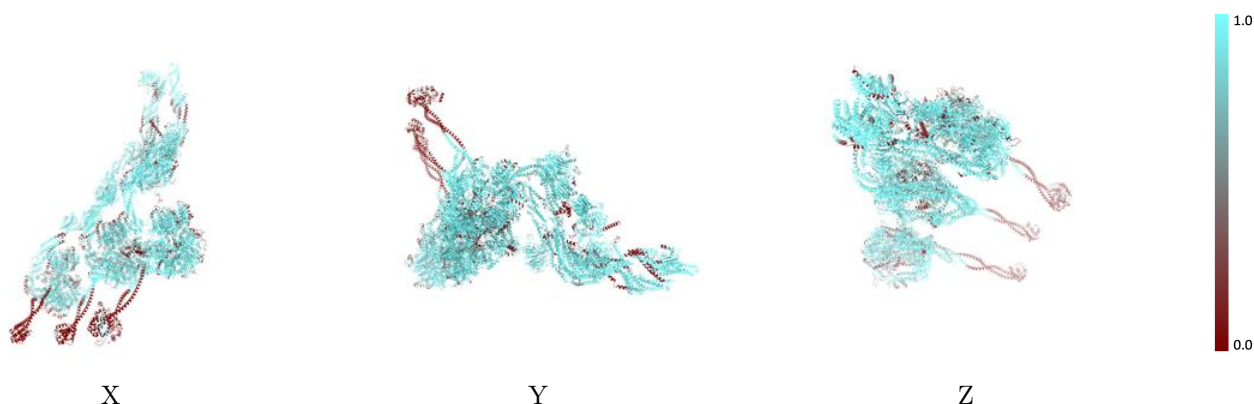
The images above show the 3D surface view of the map at the recommended contour level 0.14 at 50% transparency in yellow overlaid with a ribbon representation of the model coloured in blue. These images allow for the visual assessment of the quality of fit between the atomic model and the map.

9.2 Q-score mapped to coordinate model [i](#)



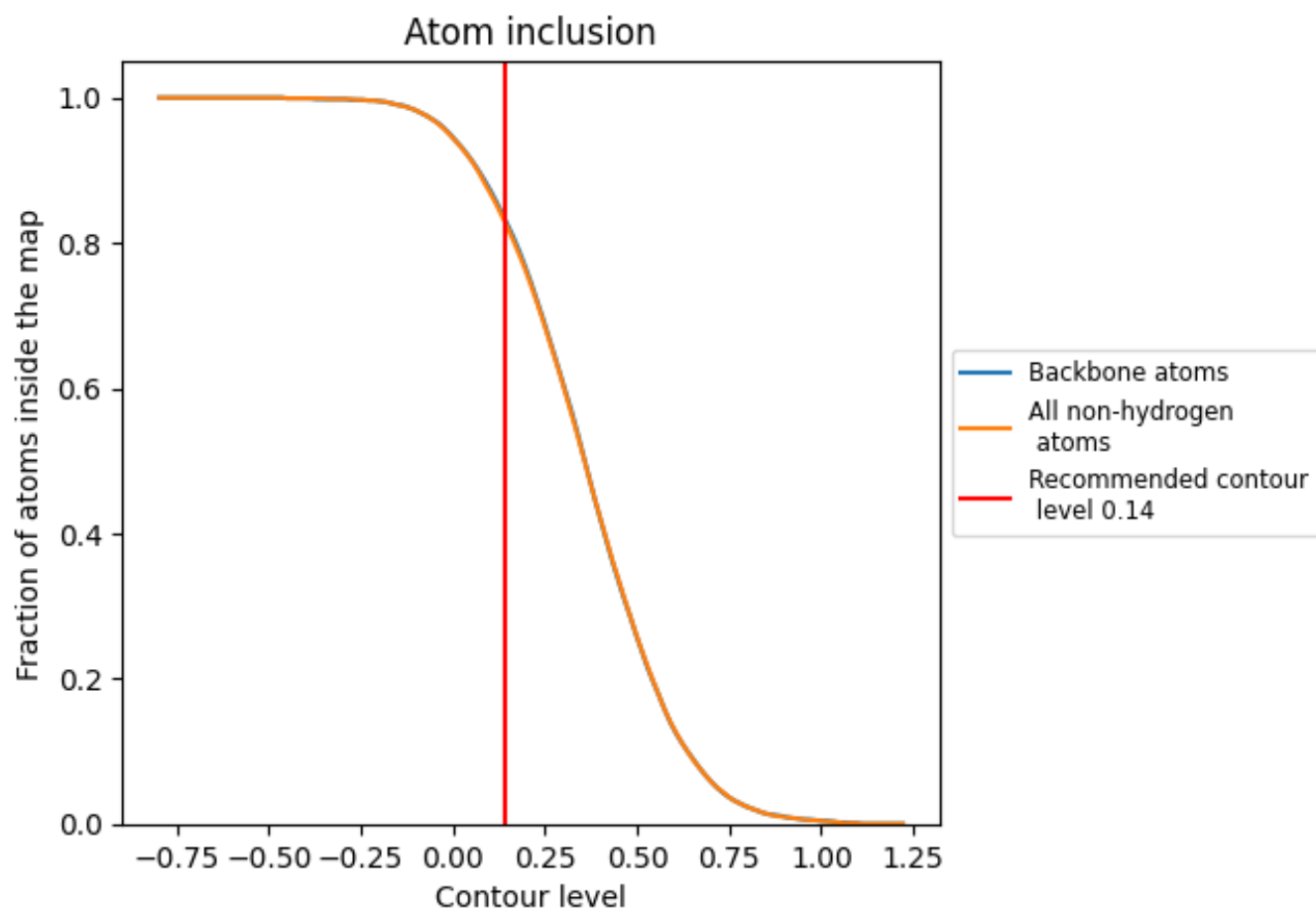
The images above show the model with each residue coloured according to its Q-score. This shows their resolvability in the map with higher Q-score values reflecting better resolvability. Please note: Q-score is calculating the resolvability of atoms, and thus high values are only expected at resolutions at which atoms can be resolved. Low Q-score values may therefore be expected for many entries.

9.3 Atom inclusion mapped to coordinate model [i](#)



The images above show the model with each residue coloured according to its atom inclusion. This shows to what extent they are inside the map at the recommended contour level (0.14).







































9.4 Atom inclusion [i](#)



At the recommended contour level, 83% of all backbone atoms, 83% of all non-hydrogen atoms, are inside the map.

9.5 Map-model fit summary

The table lists the average atom inclusion at the recommended contour level (0.14) and Q-score for the entire model and for each chain.

Chain	Atom inclusion	Q-score
All	 0.8300	 0.0430
A	 0.8230	 0.0470
B	 0.8570	 0.0480
C	 0.7930	 0.0360
D	 0.9090	 0.0380
E	 0.9000	 0.0390
F	 0.8060	 0.0450
G	 0.7350	 0.0200
H	 0.9840	 0.0390
I	 0.8590	 0.0400
J	 0.9870	 0.0630
K	 0.9720	 0.0530
L	 0.8830	 0.0290
M	 0.9310	 0.0400
N	 0.8960	 0.0440
O	 0.9600	 0.0410
P	 0.9850	 0.0670
Q	 0.2450	 0.0610
R	 0.3110	 -0.0180

