



Full wwPDB EM Validation Report ⓘ

Sep 4, 2024 – 05:24 PM EDT

PDB ID : 9C62
EMDB ID : EMD-45240
Title : P400 subcomplex of the native human TIP60 complex
Authors : Yang, Z.; Mameri, A.; Florez Ariza, A.J.; Cote, J.; Nogales, E.
Deposited on : 2024-06-07
Resolution : 5.28 Å (reported)

This is a Full wwPDB EM Validation Report for a publicly released PDB entry.

We welcome your comments at validation@mail.wwpdb.org

A user guide is available at

<https://www.wwpdb.org/validation/2017/EMValidationReportHelp>

with specific help available everywhere you see the ⓘ symbol.

The types of validation reports are described at

<http://www.wwpdb.org/validation/2017/FAQs#types>.

The following versions of software and data (see [references ⓘ](#)) were used in the production of this report:

EMDB validation analysis : 0.0.1.dev112
Mogul : 2022.3.0, CSD as543be (2022)
MolProbity : 4.02b-467
buster-report : 1.1.7 (2018)
Percentile statistics : 20231227.v01 (using entries in the PDB archive December 27th 2023)
MapQ : 1.9.13
Ideal geometry (proteins) : Engh & Huber (2001)
Ideal geometry (DNA, RNA) : Parkinson et al. (1996)
Validation Pipeline (wwPDB-VP) : 2.38.3

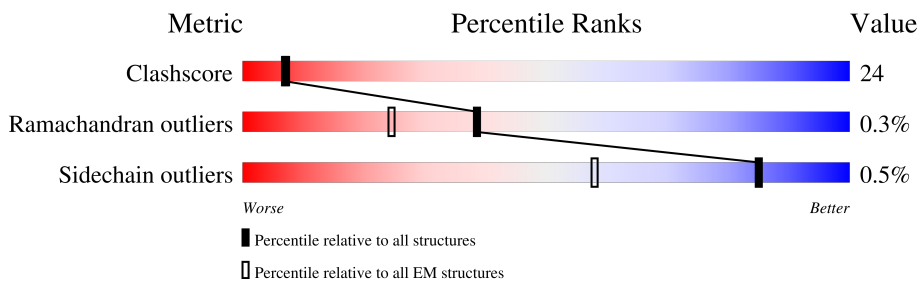
1 Overall quality at a glance i

The following experimental techniques were used to determine the structure:

ELECTRON MICROSCOPY

The reported resolution of this entry is 5.28 Å.

Percentile scores (ranging between 0-100) for global validation metrics of the entry are shown in the following graphic. The table shows the number of entries on which the scores are based.






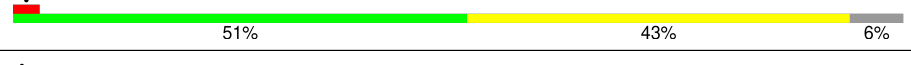

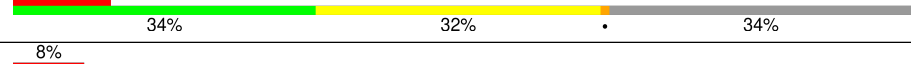
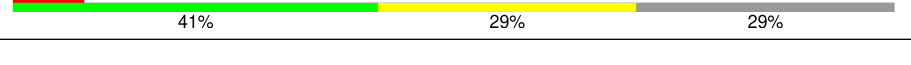
Metric	Whole archive (#Entries)	EM structures (#Entries)
Clashscore	210492	15764
Ramachandran outliers	207382	16835
Sidechain outliers	206894	16415

The table below summarises the geometric issues observed across the polymeric chains and their fit to the map. The red, orange, yellow and green segments of the bar indicate the fraction of residues that contain outliers for ≥ 3 , 2, 1 and 0 types of geometric quality criteria respectively. A grey segment represents the fraction of residues that are not modelled. The numeric value for each fraction is indicated below the corresponding segment, with a dot representing fractions $\leq 5\%$. The upper red bar (where present) indicates the fraction of residues that have poor fit to the EM map (all-atom inclusion $< 40\%$). The numeric value is given above the bar.

Mol	Chain	Length	Quality of chain
1	B	463	
1	D	463	
1	F	463	
2	A	456	
2	C	456	
2	E	456	
3	G	3159	
4	H	836	

Continued on next page...

Continued from previous page...

Mol	Chain	Length	Quality of chain
5	I	467	
6	J	375	
7	K	364	
8	L	429	
8	M	429	
9	N	128	
10	O	126	

The following table lists non-polymeric compounds, carbohydrate monomers and non-standard residues in protein, DNA, RNA chains that are outliers for geometric or electron-density-fit criteria:

Mol	Type	Chain	Res	Chirality	Geometry	Clashes	Electron density
11	ADP	B	501	-	-	X	-

2 Entry composition [i](#)

There are 11 unique types of molecules in this entry. The entry contains 79168 atoms, of which 39716 are hydrogens and 0 are deuteriums.

In the tables below, the AltConf column contains the number of residues with at least one atom in alternate conformation and the Trace column contains the number of residues modelled with at most 2 atoms.

- Molecule 1 is a protein called RuvB-like 2.

Mol	Chain	Residues	Atoms						AltConf	Trace
			Total	C	H	N	O	S		
1	B	406	Total	C	H	N	O	S	0	0
			6369	1972	3219	550	614	14		
1	D	431	Total	C	H	N	O	S	0	0
			6698	2082	3373	581	647	15		
1	F	432	Total	C	H	N	O	S	0	0
			6758	2091	3413	586	652	16		

- Molecule 2 is a protein called RuvB-like 1.

Mol	Chain	Residues	Atoms						AltConf	Trace
			Total	C	H	N	O	S		
2	C	425	Total	C	H	N	O	S	0	0
			6658	2064	3385	562	631	16		
2	E	437	Total	C	H	N	O	S	0	0
			6799	2111	3451	575	645	17		
2	A	418	Total	C	H	N	O	S	0	0
			6552	2027	3338	555	616	16		

- Molecule 3 is a protein called E1A-binding protein p400.

Mol	Chain	Residues	Atoms						AltConf	Trace
			Total	C	H	N	O	S		
3	G	831	Total	C	H	N	O	S	0	0
			13778	4344	6952	1231	1221	30		

- Molecule 4 is a protein called Enhancer of polycomb homolog 1.

Mol	Chain	Residues	Atoms						AltConf	Trace
			Total	C	H	N	O	S		
4	H	53	Total	C	H	N	O	S	0	0
			856	267	426	87	74	2		

- Molecule 5 is a protein called DNA methyltransferase 1-associated protein 1.

Mol	Chain	Residues	Atoms					AltConf	Trace	
			Total	C	H	N	O			S
5	I	172	2908	941	1432	271	261	3	0	0

- Molecule 6 is a protein called Actin, cytoplasmic 1.

Mol	Chain	Residues	Atoms					AltConf	Trace	
			Total	C	H	N	O			S
6	J	360	5601	1785	2787	471	538	20	0	0

- Molecule 7 is a protein called Vacuolar protein sorting-associated protein 72 homolog.

Mol	Chain	Residues	Atoms					AltConf	Trace	
			Total	C	H	N	O			S
7	K	130	2017	664	962	169	220	2	0	0

- Molecule 8 is a protein called Actin-like protein 6A.

Mol	Chain	Residues	Atoms					AltConf	Trace	
			Total	C	H	N	O			S
8	L	404	6244	1990	3094	536	600	24	0	0
8	M	324	5021	1608	2487	431	474	21	0	0

- Molecule 9 is a protein called Histone H2A.Z.

Mol	Chain	Residues	Atoms					AltConf	Trace
			Total	C	H	N	O		
9	N	85	1343	408	687	129	119	0	0

- Molecule 10 is a protein called Histone H2B type 1-B.

Mol	Chain	Residues	Atoms					AltConf	Trace	
			Total	C	H	N	O			S
10	O	89	1404	438	710	122	132	2	0	0

- Molecule 11 is ADENOSINE-5'-DIPHOSPHATE (three-letter code: ADP) (formula: C₁₀H₁₅N₅O₁₀P₂).

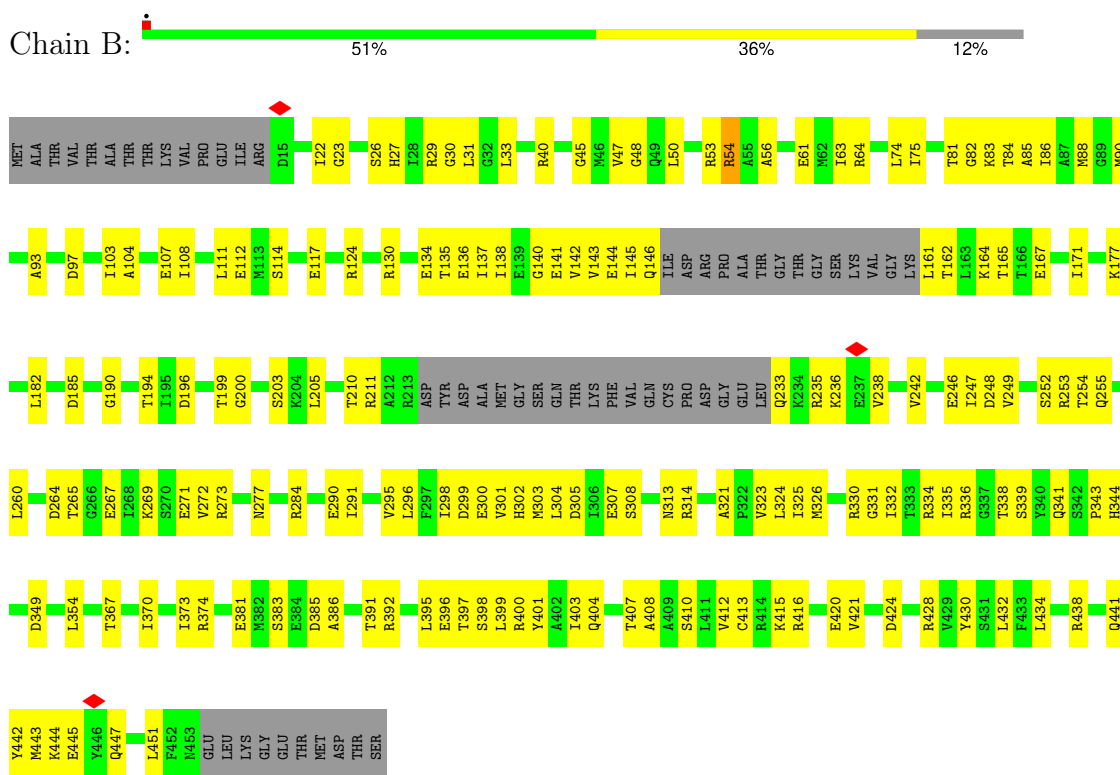


Mol	Chain	Residues	Atoms					AltConf
			Total	C	N	O	P	
11	B	1	Total	C	N	O	P	0
			27	10	5	10	2	
11	C	1	Total	C	N	O	P	0
			27	10	5	10	2	
11	D	1	Total	C	N	O	P	0
			27	10	5	10	2	
11	E	1	Total	C	N	O	P	0
			27	10	5	10	2	
11	F	1	Total	C	N	O	P	0
			27	10	5	10	2	
11	A	1	Total	C	N	O	P	0
			27	10	5	10	2	

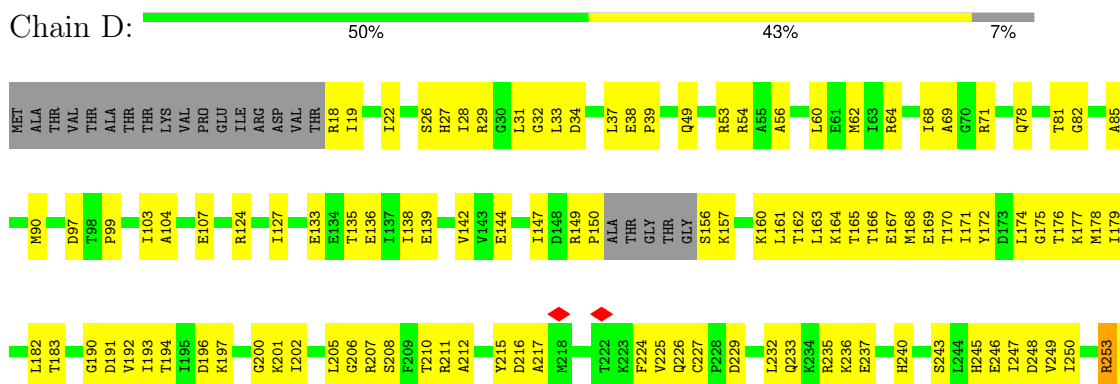
3 Residue-property plots

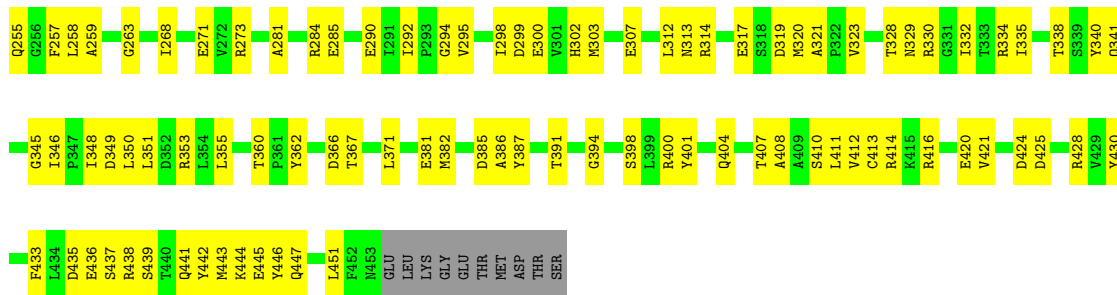
These plots are drawn for all protein, RNA, DNA and oligosaccharide chains in the entry. The first graphic for a chain summarises the proportions of the various outlier classes displayed in the second graphic. The second graphic shows the sequence view annotated by issues in geometry and atom inclusion in map density. Residues are color-coded according to the number of geometric quality criteria for which they contain at least one outlier: green = 0, yellow = 1, orange = 2 and red = 3 or more. A red diamond above a residue indicates a poor fit to the EM map for this residue (all-atom inclusion < 40%). Stretches of 2 or more consecutive residues without any outlier are shown as a green connector. Residues present in the sample, but not in the model, are shown in grey.

- Molecule 1: RuvB-like 2

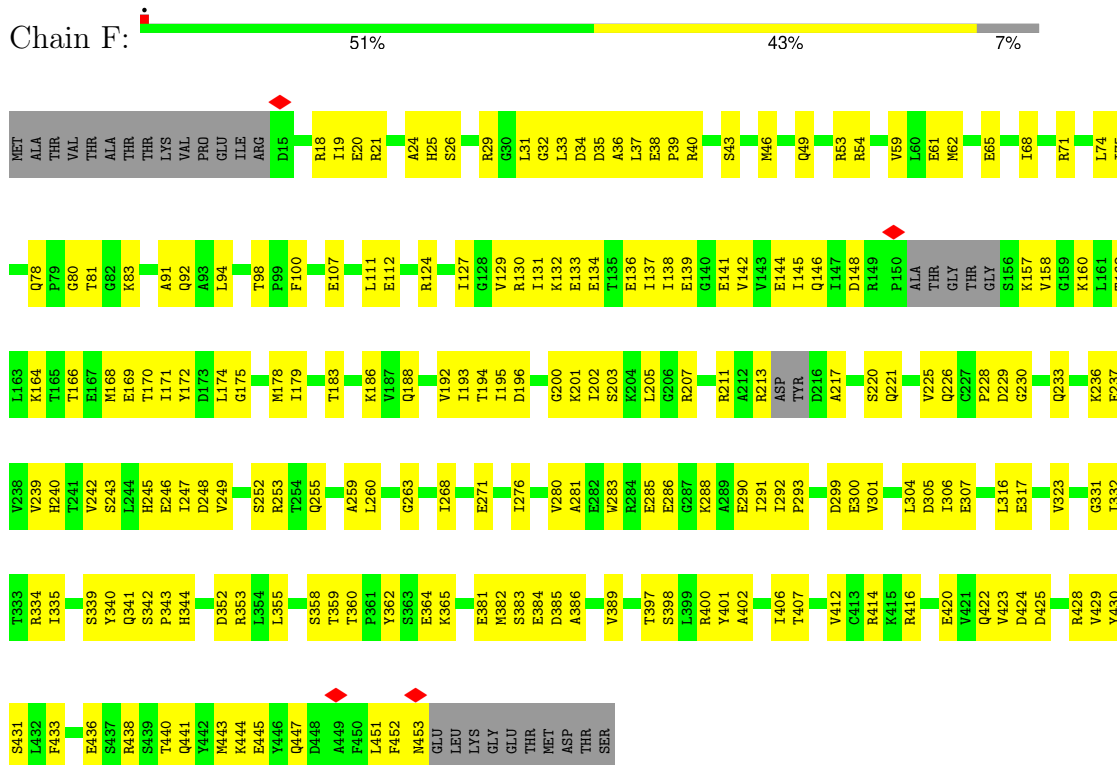


- Molecule 1: RuvB-like 2

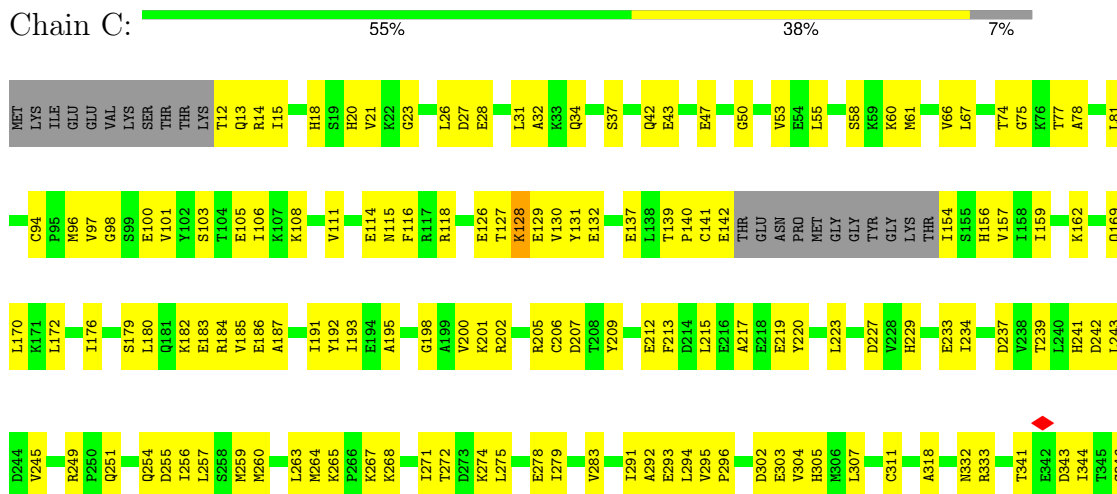





• Molecule 1: RuvB-like 2

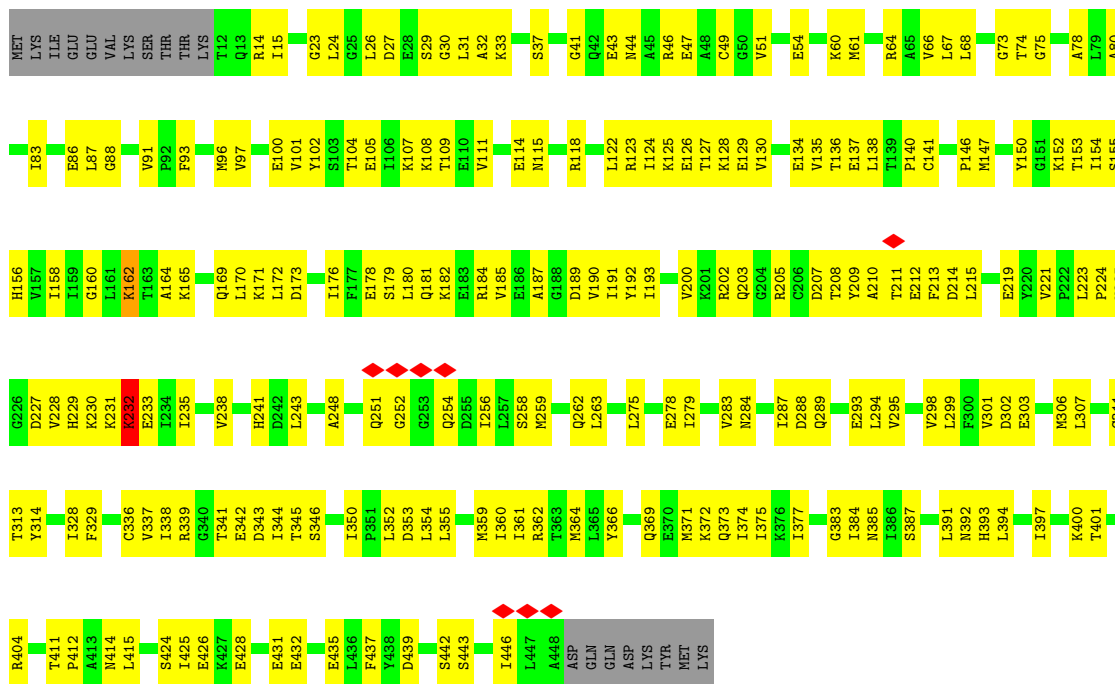


• Molecule 2: RuvB-like 1

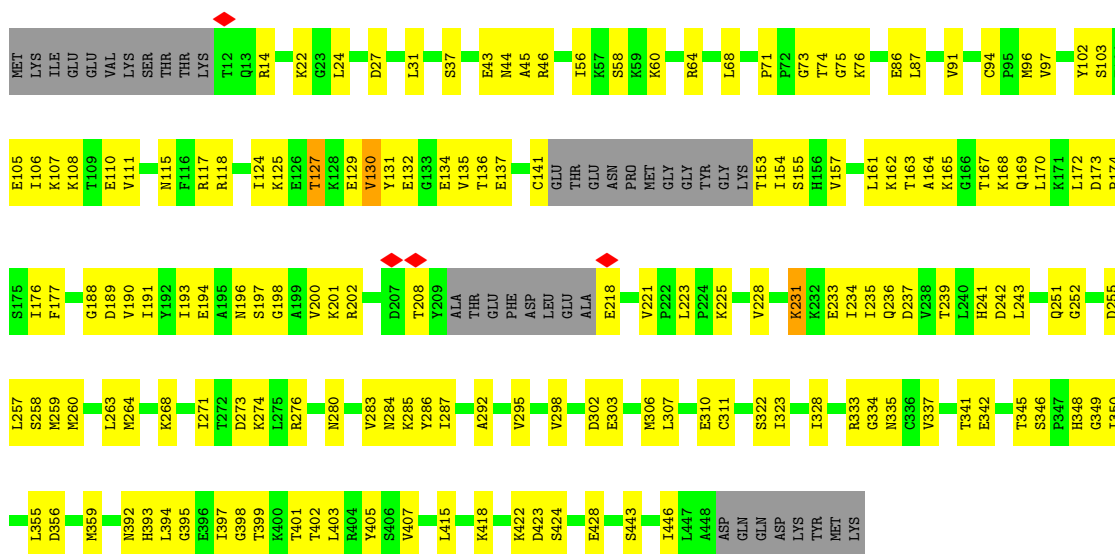




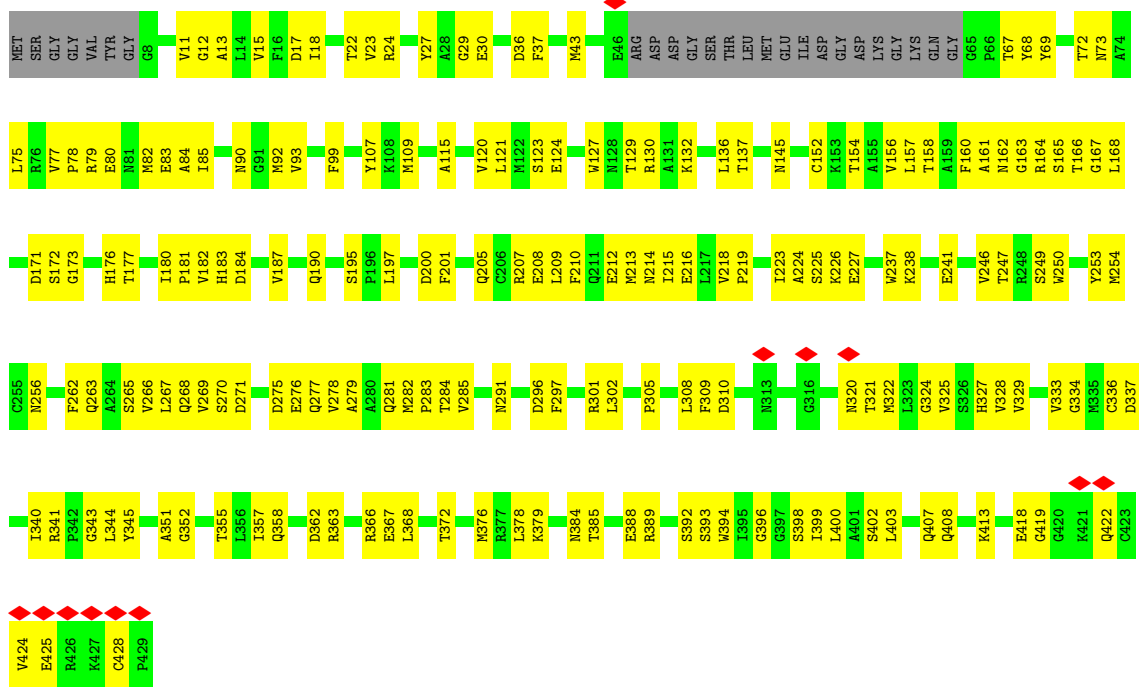
• Molecule 2: RuvB-like 1



• Molecule 2: RuvB-like 1

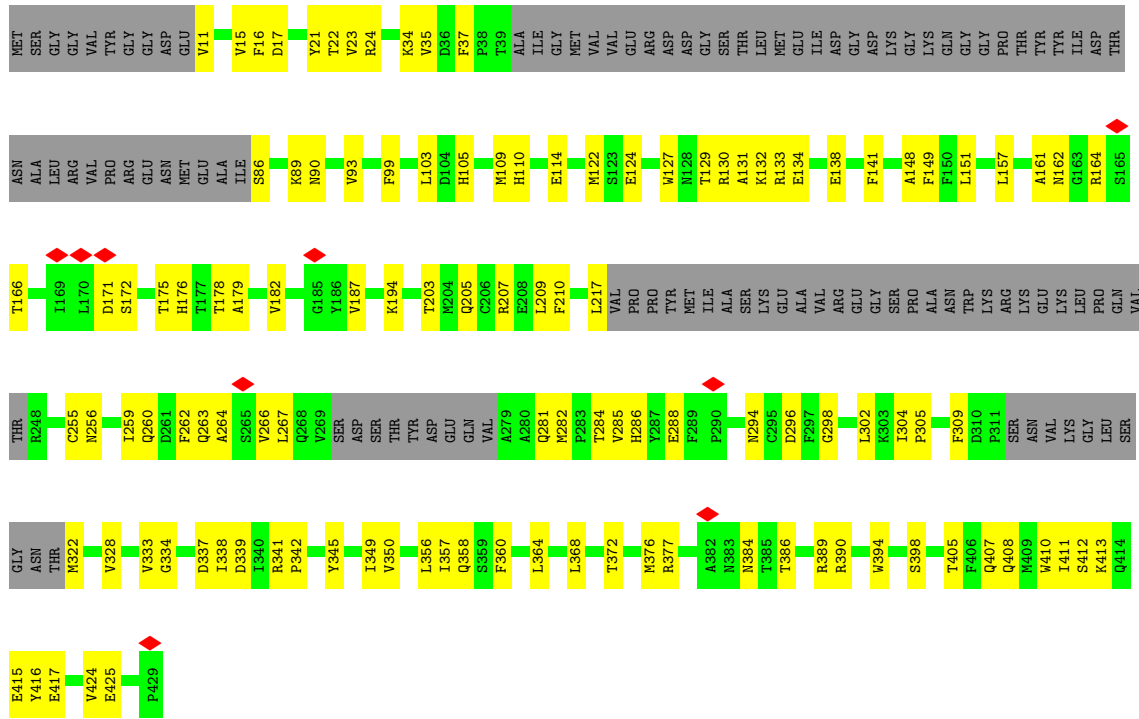


Chain L:  51% 43% 6%

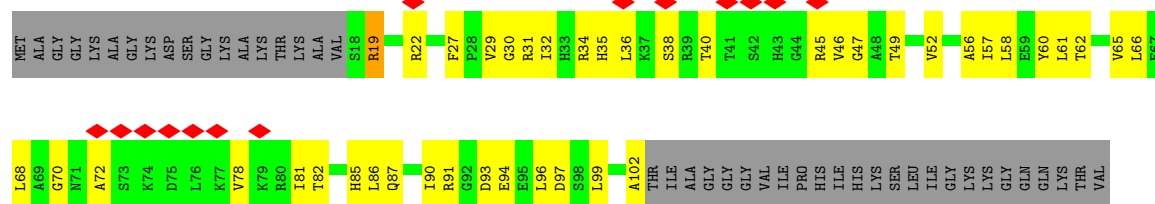


• Molecule 8: Actin-like protein 6A


Chain M:  48% 27% 24%



• Molecule 9: Histone H2A.Z



● Molecule 10: Histone H2B type 1-B



4 Experimental information

Property	Value	Source
EM reconstruction method	SINGLE PARTICLE	Depositor
Imposed symmetry	POINT, Not provided	
Number of particles used	22686	Depositor
Resolution determination method	FSC 0.143 CUT-OFF	Depositor
CTF correction method	PHASE FLIPPING AND AMPLITUDE CORRECTION	Depositor
Microscope	FEI TITAN KRIOS	Depositor
Voltage (kV)	300	Depositor
Electron dose ($e^-/\text{\AA}^2$)	50	Depositor
Minimum defocus (nm)	1000	Depositor
Maximum defocus (nm)	2500	Depositor
Magnification	Not provided	
Image detector	GATAN K3 BIOQUANTUM (6k x 4k)	Depositor
Maximum map value	11.269	Depositor
Minimum map value	-0.139	Depositor
Average map value	-0.022	Depositor
Map value standard deviation	0.316	Depositor
Recommended contour level	2.5	Depositor
Map size (\AA)	512.0, 512.0, 512.0	wwPDB
Map dimensions	512, 512, 512	wwPDB
Map angles ($^\circ$)	90.0, 90.0, 90.0	wwPDB
Pixel spacing (\AA)	1.0, 1.0, 1.0	Depositor

5 Model quality [i](#)

5.1 Standard geometry [i](#)

Bond lengths and bond angles in the following residue types are not validated in this section: ADP

The Z score for a bond length (or angle) is the number of standard deviations the observed value is removed from the expected value. A bond length (or angle) with $|Z| > 5$ is considered an outlier worth inspection. RMSZ is the root-mean-square of all Z scores of the bond lengths (or angles).

Mol	Chain	Bond lengths		Bond angles	
		RMSZ	# Z >5	RMSZ	# Z >5
1	B	0.27	0/3184	0.54	0/4286
1	D	0.28	0/3364	0.52	0/4531
1	F	0.29	0/3382	0.53	0/4552
2	A	0.28	0/3254	0.50	0/4384
2	C	0.32	0/3315	0.54	0/4468
2	E	0.29	0/3393	0.51	0/4575
3	G	0.27	0/6964	0.58	8/9404 (0.1%)
4	H	0.28	0/438	0.63	0/589
5	I	0.28	0/1517	0.53	0/2042
6	J	0.28	0/2875	0.48	0/3894
7	K	0.29	0/1082	0.50	0/1471
8	L	0.28	0/3221	0.49	0/4367
8	M	0.26	0/2590	0.48	0/3504
9	N	0.26	0/664	0.54	0/893
10	O	0.26	0/705	0.50	0/950
All	All	0.28	0/39948	0.53	8/53910 (0.0%)

There are no bond length outliers.

All (8) bond angle outliers are listed below:

Mol	Chain	Res	Type	Atoms	Z	Observed($^{\circ}$)	Ideal($^{\circ}$)
3	G	1852	PRO	CA-N-CD	-8.53	99.55	111.50
3	G	1296	LEU	CA-CB-CG	7.24	131.96	115.30
3	G	2027	ILE	CG1-CB-CG2	6.61	125.95	111.40
3	G	2031	LEU	CB-CG-CD1	5.92	121.06	111.00
3	G	1364	LEU	CB-CG-CD1	5.91	121.04	111.00
3	G	2030	LYS	C-N-CA	5.55	135.59	121.70
3	G	1364	LEU	CB-CG-CD2	5.33	120.06	111.00
3	G	2031	LEU	CB-CG-CD2	5.05	119.59	111.00

There are no chirality outliers.

There are no planarity outliers.

5.2 Too-close contacts

In the following table, the Non-H and H(model) columns list the number of non-hydrogen atoms and hydrogen atoms in the chain respectively. The H(added) column lists the number of hydrogen atoms added and optimized by MolProbity. The Clashes column lists the number of clashes within the asymmetric unit, whereas Symm-Clashes lists symmetry-related clashes.

Mol	Chain	Non-H	H(model)	H(added)	Clashes	Symm-Clashes
1	B	3150	3219	3216	155	0
1	D	3325	3373	3370	181	0
1	F	3345	3413	3407	187	0
2	A	3214	3338	3335	160	0
2	C	3273	3385	3383	172	0
2	E	3348	3451	3449	224	0
3	G	6826	6952	6948	359	0
4	H	430	426	425	17	0
5	I	1476	1432	1431	76	0
6	J	2814	2787	2785	116	0
7	K	1055	962	959	83	0
8	L	3150	3094	3089	153	0
8	M	2534	2487	2482	92	0
9	N	656	687	686	57	0
10	O	694	710	709	52	0
11	A	27	0	10	8	0
11	B	27	0	11	9	0
11	C	27	0	12	2	0
11	D	27	0	11	6	0
11	E	27	0	12	6	0
11	F	27	0	12	7	0
All	All	39452	39716	39742	1876	0

The all-atom clashscore is defined as the number of clashes found per 1000 atoms (including hydrogen atoms). The all-atom clashscore for this structure is 24.

All (1876) close contacts within the same asymmetric unit are listed below, sorted by their clash magnitude.

Atom-1	Atom-2	Interatomic distance (Å)	Clash overlap (Å)
5:I:101:THR:OG1	5:I:110:MET:SD	2.22	0.96
1:F:20:GLU:OE1	2:A:322:SER:OG	1.84	0.95

Continued on next page...

Continued from previous page...

Atom-1	Atom-2	Interatomic distance (Å)	Clash overlap (Å)
2:E:252:GLY:O	2:E:258:SER:OG	1.85	0.94
1:B:26:SER:O	1:B:29:ARG:NH1	2.01	0.94
5:I:177:ARG:NH2	8:L:187:VAL:O	2.01	0.93
2:C:264:MET:SD	2:C:267:LYS:NZ	2.42	0.93
2:E:208:THR:O	2:E:211:THR:OG1	1.87	0.92
1:F:168:MET:SD	7:K:310:TYR:OH	2.28	0.92
2:A:189:ASP:OD2	2:A:202:ARG:NH2	2.02	0.91
6:J:177:ARG:NH2	8:L:109:MET:O	2.04	0.91
1:F:243:SER:OG	1:F:246:GLU:OE1	1.90	0.90
2:E:115:ASN:OD1	2:E:118:ARG:NH2	2.05	0.89
8:L:334:GLY:O	8:L:341:ARG:NH2	2.04	0.89
2:A:68:LEU:HD23	2:A:328:ILE:HD11	1.54	0.89
6:J:218:TYR:OH	6:J:226:GLU:OE1	1.90	0.88
1:F:186:LYS:O	1:F:188:GLN:NE2	2.06	0.87
3:G:1200:GLN:O	3:G:1204:GLY:N	2.08	0.87
8:L:177:THR:OG1	8:L:197:LEU:O	1.90	0.87
2:A:135:VAL:HG21	2:A:190:VAL:HA	1.56	0.87
5:I:190:ASP:OD1	5:I:224:ARG:NH2	2.08	0.86
1:F:144:GLU:OE1	1:F:162:THR:OG1	1.92	0.86
1:B:415:LYS:NZ	2:C:28:GLU:O	2.09	0.86
2:A:58:SER:O	2:A:60:LYS:NZ	2.09	0.86
3:G:1909:LYS:O	3:G:1912:SER:OG	1.93	0.86
8:L:336:CYS:O	8:L:341:ARG:NH2	2.09	0.85
2:E:181:GLN:O	2:E:184:ARG:NH2	2.08	0.85
2:A:115:ASN:OD1	2:A:118:ARG:NH2	2.10	0.84
1:F:37:LEU:O	1:F:54:ARG:NH1	2.10	0.84
2:A:223:LEU:O	2:A:225:LYS:NZ	2.10	0.84
2:E:114:GLU:OE2	2:E:118:ARG:NH1	2.10	0.84
8:L:82:MET:O	8:L:247:THR:OG1	1.93	0.84
8:L:207:ARG:NH2	8:L:256:ASN:OD1	2.10	0.84
1:D:26:SER:O	1:D:29:ARG:NH1	2.11	0.84
2:E:27:ASP:OD1	2:E:31:LEU:N	2.10	0.84
3:G:2026:SER:OG	3:G:2028:GLU:OE1	1.94	0.84
2:C:15:ILE:HD11	2:C:381:THR:HG22	1.58	0.83
5:I:141:GLN:O	5:I:145:LEU:N	2.12	0.83
2:A:71:PRO:O	2:A:76:LYS:NZ	2.11	0.83
2:E:155:SER:OG	7:K:263:ARG:NH2	2.11	0.83
1:D:401:TYR:OH	1:D:433:PHE:O	1.96	0.83
1:F:290:GLU:N	1:F:290:GLU:OE1	2.12	0.83
8:L:93:VAL:O	8:L:132:LYS:NZ	2.11	0.82
1:D:149:ARG:NH1	1:D:150:PRO:O	2.13	0.82

Continued on next page...

Continued from previous page...

Atom-1	Atom-2	Interatomic distance (Å)	Clash overlap (Å)
2:E:153:THR:HG1	7:K:267:THR:HG1	1.24	0.82
3:G:1325:LYS:O	3:G:1327:ARG:NH1	2.13	0.82
1:B:137:ILE:O	1:B:233:GLN:N	2.12	0.82
2:E:415:LEU:HD11	1:F:61:GLU:OE1	1.80	0.82
6:J:202:THR:OG1	6:J:205:GLU:OE1	1.96	0.82
3:G:1869:ALA:O	3:G:1873:PHE:N	2.12	0.82
4:H:449:GLN:N	4:H:449:GLN:OE1	2.13	0.81
2:E:41:GLY:O	2:E:46:ARG:NH1	2.14	0.81
1:F:32:GLY:O	1:F:43:SER:OG	1.98	0.81
3:G:1282:SER:O	3:G:1286:GLN:N	2.14	0.81
1:D:166:THR:OG1	1:D:229:ASP:OD1	1.98	0.81
1:B:416:ARG:NH2	1:B:420:GLU:O	2.13	0.80
8:L:352:GLY:O	8:L:355:THR:OG1	1.98	0.80
3:G:1369:ASN:O	3:G:1899:LYS:NZ	2.14	0.80
2:A:280:ASN:O	2:A:284:ASN:ND2	2.15	0.80
8:L:224:ALA:N	8:L:238:LYS:O	2.13	0.80
2:A:102:TYR:OH	2:A:306:MET:O	1.99	0.80
3:G:1890:LEU:HD11	3:G:1932:MET:HB3	1.64	0.80
1:B:334:ARG:NH1	1:B:335:ILE:O	2.15	0.80
3:G:2226:GLU:OE1	3:G:2226:GLU:N	2.14	0.80
5:I:138:TYR:OH	5:I:157:THR:OG1	1.99	0.80
1:B:383:SER:OG	1:B:385:ASP:OD1	1.99	0.80
8:L:36:ASP:OD1	8:L:37:PHE:N	2.15	0.80
1:B:84:THR:N	11:B:501:ADP:O2B	2.15	0.80
2:E:66:VAL:HG22	2:E:328:ILE:HG22	1.64	0.80
6:J:220:ALA:HB1	6:J:226:GLU:HG3	1.64	0.80
8:L:195:SER:OG	8:L:322:MET:SD	2.39	0.80
1:D:169:GLU:OE1	1:D:169:GLU:N	2.14	0.80
1:F:146:GLN:NE2	1:F:148:ASP:OD1	2.14	0.80
3:G:1141:GLY:O	3:G:1143:HIS:N	2.15	0.80
1:B:290:GLU:OE1	1:B:290:GLU:N	2.15	0.79
1:F:414:ARG:NH1	1:F:414:ARG:O	2.14	0.79
3:G:1127:ILE:HG12	3:G:1159:LEU:HD23	1.64	0.79
8:M:22:THR:OG1	8:M:390:ARG:NH2	2.15	0.79
2:A:27:ASP:OD1	2:A:31:LEU:N	2.15	0.79
3:G:1182:ARG:O	3:G:1210:ARG:NH1	2.16	0.79
1:B:23:GLY:O	1:B:374:ARG:NH2	2.16	0.78
1:F:107:GLU:OE1	1:F:107:GLU:N	2.16	0.78
2:C:431:GLU:O	2:C:434:SER:OG	2.01	0.78
8:L:384:ASN:N	8:L:388:GLU:OE2	2.16	0.78
1:F:428:ARG:O	1:F:431:SER:OG	2.00	0.78

Continued on next page...

Continued from previous page...

Atom-1	Atom-2	Interatomic distance (Å)	Clash overlap (Å)
8:M:207:ARG:NH1	8:M:255:CYS:SG	2.57	0.78
3:G:1318:LYS:O	3:G:2015:ASP:N	2.17	0.78
1:D:34:ASP:OD1	1:D:38:GLU:N	2.17	0.77
3:G:792:GLY:O	3:G:798:ARG:NH1	2.17	0.77
1:D:135:THR:OG1	1:D:235:ARG:O	2.01	0.77
2:E:147:MET:SD	3:G:2194:ARG:NH2	2.57	0.77
1:F:169:GLU:O	7:K:310:TYR:OH	2.01	0.77
6:J:107:GLU:N	6:J:107:GLU:OE1	2.17	0.77
1:B:400:ARG:HH21	11:B:501:ADP:H4'	1.48	0.77
2:C:132:GLU:N	2:C:132:GLU:OE1	2.17	0.77
2:C:13:GLN:OE1	2:C:13:GLN:N	2.17	0.77
1:F:112:GLU:N	1:F:112:GLU:OE1	2.18	0.77
1:B:254:THR:OG1	1:B:255:GLN:OE1	2.01	0.77
1:F:78:GLN:O	1:F:83:LYS:NZ	2.17	0.77
3:G:870:ALA:O	3:G:873:THR:OG1	2.01	0.77
6:J:349:LEU:O	6:J:353:GLN:NE2	2.17	0.77
2:E:101:VAL:HG12	2:E:108:LYS:HD2	1.67	0.77
2:E:126:GLU:N	2:E:233:GLU:OE2	2.18	0.77
2:A:422:LYS:NZ	2:A:428:GLU:OE2	2.17	0.77
1:B:83:LYS:N	11:B:501:ADP:O2B	2.18	0.77
7:K:271:ASP:OD1	7:K:272:ALA:N	2.18	0.77
1:F:271:GLU:OE1	1:F:271:GLU:N	2.17	0.77
8:M:207:ARG:NH2	8:M:256:ASN:OD1	2.18	0.76
1:B:400:ARG:NH2	11:B:501:ADP:H4'	2.01	0.76
2:A:111:VAL:O	2:A:115:ASN:ND2	2.17	0.76
1:D:197:LYS:NZ	1:D:233:GLN:OE1	2.15	0.76
2:E:74:THR:OG1	11:E:501:ADP:O2B	2.04	0.76
6:J:124:PHE:O	6:J:128:ASN:ND2	2.19	0.76
8:L:190:GLN:OE1	8:L:190:GLN:N	2.19	0.76
7:K:65:GLU:OE1	9:N:49:THR:OG1	2.04	0.76
8:M:93:VAL:O	8:M:132:LYS:NZ	2.16	0.76
1:D:107:GLU:O	2:E:107:LYS:NZ	2.20	0.75
8:L:165:SER:O	8:L:184:ASP:N	2.19	0.75
2:A:43:GLU:OE1	2:A:43:GLU:N	2.19	0.75
8:L:271:ASP:O	8:L:366:ARG:NH1	2.20	0.75
1:D:133:GLU:N	1:D:237:GLU:OE2	2.18	0.75
2:A:73:GLY:N	11:A:501:ADP:O3B	2.19	0.75
1:B:334:ARG:NH1	1:B:338:THR:O	2.20	0.75
2:E:343:ASP:OD1	2:E:344:ILE:N	2.19	0.75
1:F:407:THR:OG1	2:A:64:ARG:NH2	2.20	0.75
8:M:334:GLY:O	8:M:341:ARG:NH2	2.20	0.75

Continued on next page...

Continued from previous page...

Atom-1	Atom-2	Interatomic distance (Å)	Clash overlap (Å)
1:F:49:GLN:NE2	1:F:360:THR:O	2.20	0.75
2:E:366:TYR:HH	11:E:501:ADP:HO2'	1.32	0.74
3:G:1438:LYS:NZ	3:G:1441:GLU:OE2	2.18	0.74
3:G:1289:TYR:O	3:G:1293:VAL:HG23	1.87	0.74
4:H:445:LEU:HD23	4:H:448:PRO:HG2	1.70	0.74
6:J:187:ASP:OD1	6:J:206:ARG:NH1	2.19	0.74
1:D:162:THR:OG1	1:D:170:THR:O	2.02	0.74
1:D:290:GLU:OE1	1:D:290:GLU:N	2.20	0.74
8:L:43:MET:HE1	8:L:68:TYR:HA	1.69	0.74
2:E:223:LEU:HD12	2:E:224:PRO:HD2	1.69	0.74
3:G:848:HIS:O	3:G:852:GLN:NE2	2.21	0.74
6:J:283:MET:O	6:J:290:ARG:NH2	2.21	0.74
2:A:157:VAL:N	2:A:170:LEU:O	2.21	0.74
2:E:97:VAL:HG13	2:E:303:GLU:OE2	1.87	0.74
2:E:147:MET:SD	3:G:2191:THR:HG23	2.28	0.73
8:M:130:ARG:NH2	8:M:425:GLU:OE2	2.21	0.73
1:B:413:CYS:HB2	1:B:421:VAL:HG22	1.67	0.73
2:C:18:HIS:CE1	11:C:501:ADP:H3'	2.23	0.73
5:I:179:ASP:OD1	5:I:182:GLN:N	2.20	0.73
2:A:251:GLN:N	2:A:251:GLN:OE1	2.21	0.73
3:G:2234:VAL:HB	3:G:2242:THR:HG22	1.70	0.73
5:I:169:LEU:O	5:I:169:LEU:HD23	1.88	0.73
3:G:1093:ASP:OD1	3:G:1096:LYS:NZ	2.19	0.73
3:G:1258:LEU:HD22	3:G:1296:LEU:HG	1.69	0.73
8:L:270:SER:O	8:L:363:ARG:NH1	2.21	0.73
3:G:807:ARG:NH1	3:G:808:PRO:O	2.22	0.73
1:D:413:CYS:CB	1:D:421:VAL:HG22	2.18	0.73
2:E:100:GLU:OE1	2:E:100:GLU:N	2.21	0.73
2:E:126:GLU:N	2:E:126:GLU:OE1	2.22	0.73
1:F:40:ARG:O	1:F:53:ARG:NH2	2.21	0.73
8:L:216:GLU:N	8:L:216:GLU:OE1	2.21	0.73
2:A:252:GLY:O	2:A:258:SER:OG	2.07	0.73
1:F:33:LEU:HD21	1:F:53:ARG:HE	1.54	0.73
2:E:93:PHE:CD1	2:E:298:VAL:HG13	2.24	0.72
1:D:413:CYS:SG	1:D:416:ARG:NH2	2.62	0.72
6:J:220:ALA:HB2	6:J:255:PHE:CD2	2.25	0.72
2:C:182:LYS:NZ	3:G:1878:GLN:OE1	2.19	0.72
1:F:416:ARG:NH2	1:F:420:GLU:O	2.22	0.72
1:D:442:TYR:O	1:D:445:GLU:N	2.22	0.72
7:K:217:VAL:HG23	7:K:263:ARG:HB3	1.71	0.72
2:C:169:GLN:OE1	2:C:169:GLN:N	2.23	0.72

Continued on next page...

Continued from previous page...

Atom-1	Atom-2	Interatomic distance (Å)	Clash overlap (Å)
2:E:385:ASN:ND2	2:E:424:SER:OG	2.22	0.72
1:B:83:LYS:NZ	11:B:501:ADP:O2A	2.18	0.72
2:C:217:ALA:HB3	1:D:177:LYS:HD2	1.72	0.72
2:E:23:GLY:O	2:E:37:SER:OG	2.08	0.72
2:A:191:ILE:HG22	2:A:202:ARG:HA	1.72	0.72
1:D:226:GLN:OE1	1:D:227:CYS:N	2.22	0.71
1:D:240:HIS:ND1	3:G:1819:ARG:O	2.23	0.71
2:E:73:GLY:O	11:E:501:ADP:N6	2.17	0.71
2:A:75:GLY:N	11:A:501:ADP:O1B	2.23	0.71
1:F:19:ILE:O	1:F:21:ARG:NH1	2.23	0.71
1:F:144:GLU:OE1	1:F:144:GLU:N	2.23	0.71
3:G:1392:SER:OG	3:G:1847:VAL:HG22	1.89	0.71
1:B:271:GLU:OE1	1:B:271:GLU:N	2.22	0.71
2:C:396:GLU:O	2:C:399:THR:OG1	2.08	0.71
1:D:382:MET:SD	1:D:421:VAL:HG23	2.30	0.71
1:F:249:VAL:HG21	1:F:260:LEU:HD11	1.71	0.71
3:G:1309:LYS:O	3:G:1313:GLU:N	2.23	0.71
3:G:1403:ASP:OD2	2:A:201:LYS:NZ	2.19	0.71
8:L:210:PHE:O	8:L:214:ASN:N	2.23	0.71
1:B:314:ARG:NH1	2:A:96:MET:O	2.23	0.71
9:N:81:ILE:CG2	9:N:86:LEU:HD21	2.19	0.71
1:B:314:ARG:NE	2:A:97:VAL:HG22	2.06	0.71
8:L:145:ASN:OD1	8:L:413:LYS:NZ	2.24	0.71
2:A:415:LEU:HD13	2:A:418:LYS:HD2	1.73	0.71
2:C:12:THR:OG1	2:C:13:GLN:OE1	2.09	0.71
2:C:14:ARG:NH1	1:D:68:ILE:O	2.23	0.71
1:F:29:ARG:O	1:F:92:GLN:NE2	2.24	0.71
8:L:156:VAL:HG12	8:L:160:PHE:CE2	2.25	0.71
1:B:330:ARG:O	1:B:344:HIS:ND1	2.23	0.71
1:F:286:GLU:OE1	1:F:288:LYS:N	2.24	0.71
3:G:1853:LEU:O	3:G:1857:ARG:NE	2.23	0.71
3:G:2243:GLU:OE1	3:G:2243:GLU:N	2.24	0.71
1:D:144:GLU:OE1	7:K:215:HIS:NE2	2.23	0.71
2:E:336:CYS:SG	1:F:340:TYR:OH	2.48	0.71
3:G:1111:ASN:OD1	3:G:1243:ARG:N	2.23	0.71
6:J:160:THR:OG1	6:J:180:LEU:O	2.09	0.71
1:B:432:LEU:HD13	2:C:47:GLU:OE1	1.90	0.70
3:G:813:ASP:OD1	3:G:814:TYR:N	2.24	0.70
9:N:86:LEU:HD22	10:O:62:MET:CE	2.21	0.70
2:E:342:GLU:N	2:E:342:GLU:OE1	2.25	0.70
1:F:171:ILE:O	7:K:302:ARG:NH1	2.25	0.70

Continued on next page...

Continued from previous page...

Atom-1	Atom-2	Interatomic distance (Å)	Clash overlap (Å)
1:F:213:ARG:O	1:F:226:GLN:NE2	2.24	0.70
8:L:282:MET:HE1	8:L:285:VAL:HG23	1.71	0.70
9:N:52:VAL:HG21	10:O:121:TYR:CG	2.26	0.70
3:G:877:ILE:HA	3:G:880:PHE:CE1	2.26	0.70
1:D:345:GLY:O	1:D:346:ILE:HD13	1.92	0.70
1:F:331:GLY:O	1:F:344:HIS:N	2.24	0.70
10:O:76:GLU:OE1	10:O:79:ARG:NH1	2.24	0.70
7:K:211:ILE:N	7:K:269:SER:OG	2.23	0.70
5:I:119:GLU:OE1	5:I:119:GLU:N	2.25	0.70
2:C:101:VAL:HG22	2:C:108:LYS:HB3	1.74	0.70
2:E:24:LEU:N	2:E:86:GLU:OE2	2.24	0.70
2:E:124:ILE:O	2:E:235:ILE:HD12	1.91	0.70
3:G:1987:THR:HA	3:G:2016:ILE:HD13	1.74	0.70
7:K:294:VAL:HG21	7:K:318:ILE:HD11	1.74	0.70
8:L:268:GLN:OE1	8:L:301:ARG:NH2	2.25	0.70
2:A:169:GLN:OE1	2:A:169:GLN:N	2.24	0.70
1:F:134:GLU:OE2	1:F:236:LYS:N	2.25	0.70
3:G:1216:LEU:O	3:G:1244:LEU:N	2.25	0.69
5:I:100:PHE:N	5:I:111:PHE:O	2.25	0.69
1:D:175:GLY:O	1:D:179:ILE:N	2.24	0.69
1:D:332:ILE:O	1:D:341:GLN:NE2	2.25	0.69
8:L:15:VAL:HG12	8:L:121:LEU:HD21	1.73	0.69
3:G:1123:THR:HG22	3:G:1127:ILE:HD11	1.74	0.69
1:F:443:MET:O	1:F:447:GLN:N	2.25	0.69
6:J:94:LEU:O	6:J:96:VAL:HG13	1.93	0.69
9:N:68:LEU:O	9:N:72:ALA:N	2.25	0.69
2:C:367:THR:OG1	2:C:370:GLU:OE1	2.05	0.69
1:F:334:ARG:N	1:F:341:GLN:OE1	2.26	0.69
3:G:777:LEU:HD23	3:G:780:GLN:NE2	2.08	0.69
5:I:81:ARG:NH2	6:J:100:GLU:O	2.25	0.69
5:I:147:LEU:HD23	5:I:198:ILE:CG2	2.22	0.69
1:B:242:VAL:HG11	1:B:247:ILE:HD11	1.75	0.69
1:D:201:LYS:NZ	1:D:202:ILE:O	2.21	0.69
3:G:833:LYS:CE	6:J:375:PHE:HB2	2.23	0.69
3:G:1068:LEU:HD23	3:G:1302:PRO:O	1.93	0.69
3:G:1074:ARG:NH1	3:G:1116:ASP:OD1	2.26	0.69
6:J:88:HIS:NE2	6:J:93:GLU:OE2	2.26	0.69
8:L:225:SER:OG	8:L:227:GLU:OE2	2.10	0.69
2:E:181:GLN:O	2:E:181:GLN:NE2	2.26	0.69
1:B:114:SER:N	1:B:267:GLU:OE2	2.24	0.68
2:E:375:ILE:HD13	2:E:394:LEU:CD1	2.23	0.68

Continued on next page...

Continued from previous page...

Atom-1	Atom-2	Interatomic distance (Å)	Clash overlap (Å)
3:G:832:TRP:HA	5:I:71:LEU:HD12	1.75	0.68
3:G:1127:ILE:HG21	3:G:1162:TRP:HB2	1.75	0.68
3:G:1293:VAL:HG22	3:G:1296:LEU:HD22	1.73	0.68
8:L:385:THR:N	8:L:388:GLU:OE2	2.25	0.68
1:D:307:GLU:OE1	1:D:307:GLU:N	2.25	0.68
3:G:779:ASN:O	3:G:783:GLN:NE2	2.25	0.68
7:K:294:VAL:HG21	7:K:318:ILE:CD1	2.23	0.68
8:L:277:GLN:OE1	8:L:281:GLN:NE2	2.26	0.68
8:M:264:ALA:O	8:M:358:GLN:NE2	2.26	0.68
2:E:428:GLU:OE1	2:E:428:GLU:N	2.26	0.68
3:G:1166:LEU:HD22	3:G:1192:HIS:CD2	2.29	0.68
5:I:203:ALA:O	5:I:207:ALA:N	2.27	0.68
2:E:428:GLU:O	2:E:432:GLU:OE1	2.12	0.68
2:A:127:THR:HG23	2:A:233:GLU:HA	1.74	0.68
1:D:382:MET:SD	1:D:421:VAL:N	2.58	0.68
2:E:338:ILE:O	2:E:341:THR:OG1	2.07	0.68
3:G:1346:GLN:N	3:G:1346:GLN:OE1	2.24	0.68
5:I:227:LYS:HD3	5:I:230:LEU:HD12	1.76	0.68
6:J:229:THR:O	6:J:233:SER:N	2.26	0.68
2:A:196:ASN:OD1	2:A:197:SER:N	2.27	0.68
1:D:124:ARG:NE	1:D:248:ASP:OD2	2.23	0.68
2:E:203:GLN:OE1	2:E:203:GLN:N	2.25	0.68
3:G:1260:THR:OG1	3:G:1273:TYR:OH	2.11	0.68
2:A:94:CYS:SG	2:A:118:ARG:NH1	2.67	0.68
2:C:271:ILE:CG2	2:C:275:LEU:HD23	2.24	0.68
2:C:55:LEU:O	2:C:58:SER:OG	2.05	0.68
2:E:27:ASP:OD2	2:E:29:SER:OG	2.11	0.67
2:E:33:LYS:O	2:E:46:ARG:NH2	2.27	0.67
3:G:905:ASN:O	3:G:909:VAL:HG23	1.93	0.67
5:I:142:GLU:HB3	5:I:147:LEU:HD13	1.76	0.67
2:E:123:ARG:N	2:E:293:GLU:O	2.27	0.67
8:L:403:LEU:O	8:L:407:GLN:NE2	2.27	0.67
11:B:501:ADP:O3A	11:B:501:ADP:H3'	1.94	0.67
8:L:90:ASN:OD1	8:L:176:HIS:NE2	2.27	0.67
2:E:87:LEU:HD21	2:E:91:VAL:HB	1.75	0.67
2:E:212:GLU:OE2	7:K:286:VAL:HG22	1.95	0.67
2:A:394:LEU:HA	2:A:397:ILE:HD12	1.77	0.67
1:D:381:GLU:OE1	1:D:381:GLU:N	2.27	0.67
3:G:869:ILE:O	3:G:872:SER:OG	2.08	0.67
3:G:1074:ARG:NH2	3:G:1305:LEU:O	2.27	0.67
3:G:1238:LEU:O	3:G:1243:ARG:NH2	2.27	0.67

Continued on next page...

Continued from previous page...

Atom-1	Atom-2	Interatomic distance (Å)	Clash overlap (Å)
7:K:303:ASP:OD1	7:K:320:ARG:NH1	2.27	0.67
8:M:262:PHE:CE1	8:M:266:VAL:HG21	2.30	0.67
2:E:14:ARG:NH2	1:F:68:ILE:O	2.28	0.67
2:E:393:HIS:NE2	2:E:431:GLU:OE2	2.28	0.67
3:G:2190:MET:N	3:G:2190:MET:SD	2.68	0.67
1:B:391:THR:O	1:B:395:LEU:HD23	1.95	0.67
2:E:366:TYR:CE2	11:E:501:ADP:H1'	2.30	0.67
10:O:90:THR:OG1	10:O:93:GLU:OE1	2.03	0.67
2:E:93:PHE:HD1	2:E:298:VAL:HG13	1.60	0.67
1:F:447:GLN:N	1:F:447:GLN:OE1	2.27	0.67
1:B:117:GLU:OE2	1:B:273:ARG:NH2	2.28	0.66
1:B:324:LEU:O	1:B:325:ILE:HD13	1.95	0.66
1:D:268:ILE:O	1:D:273:ARG:NH1	2.27	0.66
5:I:147:LEU:HD23	5:I:198:ILE:HG23	1.76	0.66
2:E:208:THR:OG1	7:K:286:VAL:HG21	1.94	0.66
6:J:221:LEU:O	6:J:312:ARG:NH1	2.29	0.66
1:F:131:ILE:HD11	1:F:288:LYS:HG2	1.76	0.66
3:G:1154:LYS:HA	3:G:1157:LEU:HD12	1.78	0.66
2:E:190:VAL:HG11	2:E:224:PRO:HD3	1.78	0.66
3:G:883:ASN:OD1	3:G:884:ILE:N	2.29	0.66
8:L:269:VAL:HG11	8:L:309:PHE:HE1	1.60	0.66
1:D:424:ASP:OD1	1:D:425:ASP:N	2.29	0.66
3:G:822:MET:CE	8:L:399:ILE:HG23	2.26	0.66
1:D:366:ASP:OD1	1:D:367:THR:N	2.28	0.66
8:L:218:VAL:HG12	8:L:223:ILE:HD11	1.76	0.66
2:A:71:PRO:HD2	2:A:74:THR:HG21	1.77	0.66
5:I:147:LEU:HD21	5:I:202:LEU:HB2	1.78	0.66
8:L:166:THR:HG21	8:L:340:ILE:HD11	1.78	0.66
8:L:362:ASP:OD1	8:L:363:ARG:N	2.29	0.66
2:A:310:GLU:OE1	2:A:310:GLU:N	2.29	0.65
1:F:24:ALA:O	11:F:501:ADP:O3'	2.12	0.65
3:G:1992:ASP:O	3:G:2020:ARG:NH1	2.30	0.65
7:K:57:VAL:HG13	9:N:19:ARG:HH21	1.61	0.65
11:B:501:ADP:H3'	11:B:501:ADP:O1B	1.96	0.65
3:G:1757:ASN:O	3:G:1760:ARG:NE	2.28	0.65
6:J:54:VAL:HG21	6:J:88:HIS:HB3	1.79	0.65
1:D:385:ASP:OD1	1:D:386:ALA:N	2.29	0.65
3:G:1874:GLN:OE1	3:G:1874:GLN:N	2.30	0.65
9:N:58:LEU:HD11	10:O:70:PHE:CD1	2.31	0.65
1:F:34:ASP:OD1	1:F:40:ARG:NE	2.29	0.65
3:G:1994:ASP:OD1	3:G:1995:LEU:N	2.30	0.65

Continued on next page...

Continued from previous page...

Atom-1	Atom-2	Interatomic distance (Å)	Clash overlap (Å)
2:C:94:CYS:SG	2:C:118:ARG:NH1	2.69	0.65
2:C:239:THR:N	2:C:242:ASP:OD2	2.29	0.65
8:L:241:GLU:OE1	8:L:241:GLU:N	2.29	0.65
8:M:138:GLU:OE1	8:M:416:TYR:OH	2.15	0.65
2:C:431:GLU:O	2:C:435:GLU:OE1	2.15	0.65
3:G:1142:PRO:HB3	3:G:1191:PHE:CE1	2.31	0.65
3:G:1951:GLU:OE1	3:G:1951:GLU:N	2.30	0.65
6:J:149:THR:O	6:J:296:ASN:ND2	2.28	0.65
1:B:143:VAL:HG12	1:B:190:GLY:HA2	1.77	0.65
1:B:313:ASN:ND2	1:B:349:ASP:OD1	2.28	0.65
6:J:367:PRO:O	6:J:370:VAL:HG12	1.96	0.65
7:K:323:TYR:O	7:K:327:ILE:HD12	1.97	0.65
1:D:348:ILE:HD12	1:D:351:LEU:HB2	1.77	0.64
1:F:441:GLN:O	1:F:445:GLU:OE1	2.15	0.64
1:D:400:ARG:NH2	11:D:501:ADP:O5'	2.29	0.64
3:G:1143:HIS:N	3:G:1192:HIS:O	2.29	0.64
3:G:2206:GLU:O	3:G:2210:ARG:NE	2.29	0.64
6:J:311:ASP:OD1	6:J:312:ARG:N	2.29	0.64
1:B:401:TYR:OH	1:B:438:ARG:NH2	2.30	0.64
1:D:413:CYS:HB2	1:D:421:VAL:HG22	1.78	0.64
3:G:860:LYS:O	3:G:863:GLN:NE2	2.30	0.64
3:G:1059:ASP:O	3:G:1063:VAL:HG23	1.98	0.64
2:C:260:MET:SD	2:A:263:LEU:HD13	2.38	0.64
1:F:207:ARG:NH1	2:A:173:ASP:OD2	2.30	0.64
3:G:1142:PRO:HA	3:G:1191:PHE:O	1.98	0.64
3:G:1324:LEU:HD23	3:G:2019:TYR:CE2	2.32	0.64
3:G:822:MET:HE2	8:L:399:ILE:HG23	1.79	0.64
4:H:475:ASP:OD1	4:H:476:SER:N	2.30	0.64
2:E:251:GLN:OE1	2:E:251:GLN:N	2.29	0.64
10:O:39:ILE:H	10:O:39:ILE:HD12	1.63	0.64
1:F:192:VAL:HG21	1:F:226:GLN:O	1.98	0.64
3:G:1258:LEU:O	3:G:1258:LEU:HD23	1.98	0.64
9:N:81:ILE:HG23	9:N:86:LEU:HD21	1.80	0.64
3:G:1993:ASN:OD1	3:G:1994:ASP:N	2.30	0.64
5:I:201:LYS:O	5:I:205:VAL:HG12	1.98	0.64
8:M:171:ASP:OD1	8:M:172:SER:N	2.31	0.64
8:M:105:HIS:NE2	8:M:109:MET:SD	2.72	0.63
8:M:337:ASP:OD1	8:M:338:ILE:N	2.31	0.63
1:B:301:VAL:HA	1:B:304:LEU:HD23	1.81	0.63
2:C:186:GLU:OE1	2:C:186:GLU:N	2.31	0.63
1:D:82:GLY:H	11:D:501:ADP:H5'1	1.63	0.63

Continued on next page...

Continued from previous page...

Atom-1	Atom-2	Interatomic distance (Å)	Clash overlap (Å)
2:E:91:VAL:HG22	2:E:295:VAL:CG2	2.28	0.63
6:J:19:ALA:O	6:J:28:ARG:N	2.31	0.63
1:B:339:SER:O	1:B:341:GLN:NE2	2.31	0.63
2:E:158:ILE:HD11	2:E:171:LYS:NZ	2.13	0.63
2:E:392:ASN:OD1	2:E:393:HIS:N	2.31	0.63
3:G:897:GLU:OE1	3:G:900:ARG:NH1	2.31	0.63
3:G:1087:LEU:HD13	3:G:1128:ALA:HA	1.79	0.63
7:K:52:ASP:OD2	9:N:31:ARG:NH1	2.29	0.63
2:E:256:ILE:HD12	2:E:256:ILE:H	1.64	0.63
1:F:420:GLU:O	1:F:422:GLN:NE2	2.32	0.63
2:A:393:HIS:NE2	2:A:397:ILE:HD11	2.12	0.63
1:D:156:SER:OG	1:D:157:LYS:N	2.31	0.63
2:E:61:MET:SD	2:E:64:ARG:NH2	2.72	0.63
7:K:29:PHE:O	7:K:33:THR:OG1	2.16	0.63
2:E:369:GLN:OE1	2:E:373:GLN:NE2	2.31	0.63
1:F:211:ARG:O	1:F:217:ALA:N	2.32	0.63
6:J:279:PHE:HE2	6:J:320:LEU:HD12	1.62	0.63
3:G:905:ASN:O	3:G:909:VAL:N	2.30	0.62
1:D:49:GLN:NE2	1:D:360:THR:O	2.32	0.62
1:F:301:VAL:HG23	1:F:304:LEU:HD12	1.81	0.62
1:F:436:GLU:O	1:F:440:THR:OG1	2.13	0.62
10:O:77:ALA:HB1	10:O:89:ILE:HG23	1.80	0.62
1:D:104:ALA:N	1:D:107:GLU:OE1	2.28	0.62
8:L:84:ALA:HB3	8:L:253:TYR:CD2	2.34	0.62
1:B:82:GLY:HA2	11:B:501:ADP:H2'	1.81	0.62
3:G:1422:ILE:O	3:G:1422:ILE:HG22	1.99	0.62
2:E:278:GLU:HB3	3:G:1815:LEU:HD23	1.82	0.62
1:F:259:ALA:O	1:F:263:GLY:N	2.33	0.62
6:J:304:THR:O	6:J:335:ARG:NH2	2.32	0.62
1:B:194:THR:O	1:B:203:SER:OG	2.18	0.62
1:D:428:ARG:NH2	2:E:47:GLU:OE1	2.33	0.62
11:B:501:ADP:H3'	11:B:501:ADP:PB	2.40	0.62
3:G:2269:MET:SD	3:G:2271:GLU:N	2.73	0.62
8:L:18:ILE:HG23	8:L:23:VAL:HG22	1.82	0.62
2:E:137:GLU:OE1	2:E:138:LEU:N	2.32	0.62
9:N:45:ARG:N	10:O:87:SER:O	2.31	0.62
2:C:219:GLU:OE1	2:C:220:TYR:N	2.33	0.62
3:G:2266:MET:N	3:G:2270:TYR:OH	2.33	0.62
1:B:97:ASP:OD1	1:B:130:ARG:NH2	2.33	0.62
3:G:2236:GLU:HB2	3:G:2242:THR:HG23	1.82	0.62
8:L:333:VAL:HG21	8:L:345:TYR:OH	2.00	0.62

Continued on next page...

Continued from previous page...

Atom-1	Atom-2	Interatomic distance (Å)	Clash overlap (Å)
2:C:105:GLU:OE2	2:C:268:LYS:N	2.33	0.61
2:C:179:SER:CB	2:C:200:VAL:HG21	2.30	0.61
3:G:1913:GLU:OE1	3:G:1914:GLY:N	2.33	0.61
2:A:172:LEU:HD23	2:A:176:ILE:HG21	1.81	0.61
2:A:392:ASN:OD1	2:A:393:HIS:N	2.33	0.61
1:D:22:ILE:HG22	2:E:60:LYS:O	2.00	0.61
1:B:413:CYS:SG	1:B:416:ARG:NH2	2.74	0.61
1:D:33:LEU:HD21	1:D:53:ARG:HB3	1.82	0.61
1:D:299:ASP:OD1	1:D:300:GLU:N	2.33	0.61
2:C:416:LEU:O	2:C:420:ASN:ND2	2.33	0.61
2:E:181:GLN:HG2	7:K:277:TRP:HZ3	1.66	0.61
2:C:43:GLU:OE1	2:C:43:GLU:N	2.34	0.61
1:D:142:VAL:HG23	1:D:191:ASP:O	2.00	0.61
1:F:400:ARG:HH21	11:F:501:ADP:H5'1	1.66	0.61
3:G:789:ARG:O	3:G:793:LEU:HG	2.01	0.61
2:A:191:ILE:HG22	2:A:202:ARG:CA	2.30	0.61
9:N:102:ALA:O	10:O:72:ARG:NH2	2.34	0.61
1:B:392:ARG:O	1:B:396:GLU:OE1	2.18	0.61
3:G:1888:PRO:HB2	3:G:1892:LEU:HD11	1.81	0.61
9:N:99:LEU:O	10:O:72:ARG:NH1	2.33	0.61
1:B:196:ASP:O	1:B:200:GLY:N	2.30	0.61
2:E:387:SER:OG	2:E:425:ILE:O	2.13	0.61
1:F:221:GLN:O	3:G:1749:ARG:NE	2.22	0.61
3:G:1074:ARG:HD3	3:G:1312:VAL:HG21	1.81	0.61
7:K:30:TYR:OH	9:N:97:ASP:OD1	2.14	0.61
2:A:74:THR:OG1	2:A:76:LYS:NZ	2.19	0.61
1:B:383:SER:O	1:B:386:ALA:N	2.34	0.61
1:D:312:LEU:HD11	1:D:350:LEU:HD21	1.83	0.61
6:J:100:GLU:OE1	6:J:100:GLU:N	2.33	0.61
1:F:424:ASP:OD1	1:F:425:ASP:N	2.34	0.61
3:G:2223:TYR:OH	4:H:465:VAL:O	2.18	0.61
2:A:443:SER:HA	2:A:446:ILE:HD12	1.80	0.61
2:C:182:LYS:HZ1	3:G:1874:GLN:HA	1.66	0.60
2:E:384:ILE:HD12	2:E:414:ASN:ND2	2.15	0.60
3:G:1424:ARG:O	3:G:1425:HIS:ND1	2.33	0.60
6:J:74:GLY:O	6:J:75:ILE:HD13	2.00	0.60
2:A:105:GLU:OE1	2:A:105:GLU:N	2.33	0.60
1:F:74:LEU:HD12	1:F:75:ILE:H	1.67	0.60
8:L:269:VAL:HG11	8:L:309:PHE:CE1	2.35	0.60
2:A:346:SER:HG	2:A:350:ILE:C	2.03	0.60
2:C:114:GLU:OE2	2:C:271:ILE:HD13	2.00	0.60

Continued on next page...

Continued from previous page...

Atom-1	Atom-2	Interatomic distance (Å)	Clash overlap (Å)
3:G:846:ARG:O	3:G:850:GLU:OE1	2.18	0.60
3:G:1852:PRO:HD2	3:G:1853:LEU:N	2.14	0.60
5:I:146:TYR:HB3	5:I:205:VAL:HG11	1.82	0.60
9:N:82:THR:HG1	9:N:85:HIS:CE1	2.18	0.60
2:E:254:GLN:OE1	2:E:254:GLN:N	2.33	0.60
3:G:1060:VAL:HG13	3:G:1110:LEU:HB3	1.82	0.60
5:I:141:GLN:HB2	5:I:145:LEU:HD13	1.83	0.60
8:M:21:TYR:OH	8:M:390:ARG:NH1	2.34	0.60
1:D:139:GLU:N	1:D:139:GLU:OE1	2.34	0.60
2:E:353:ASP:OD1	2:E:354:LEU:N	2.33	0.60
2:A:24:LEU:N	2:A:86:GLU:OE2	2.34	0.60
3:G:1248:ASP:O	3:G:1306:ARG:NH2	2.35	0.60
3:G:1819:ARG:HG3	3:G:1827:VAL:HG11	1.84	0.60
1:B:196:ASP:OD1	1:B:199:THR:N	2.34	0.60
1:B:447:GLN:OE1	1:B:447:GLN:N	2.32	0.60
8:L:223:ILE:HD13	8:L:291:ASN:HA	1.82	0.60
1:D:18:ARG:N	2:E:284:ASN:OD1	2.35	0.60
1:F:127:ILE:HD12	1:F:293:PRO:HA	1.83	0.60
1:F:175:GLY:N	1:F:178:MET:SD	2.70	0.60
3:G:1441:GLU:O	3:G:1445:THR:HG23	2.01	0.60
6:J:82:MET:HA	6:J:85:ILE:HG22	1.82	0.60
1:B:381:GLU:OE1	1:B:381:GLU:N	2.35	0.60
1:D:314:ARG:O	1:D:317:GLU:OE1	2.20	0.60
2:E:158:ILE:HG23	2:E:169:GLN:OE1	2.02	0.60
1:F:166:THR:HG23	1:F:228:PRO:O	2.01	0.60
5:I:116:ARG:O	5:I:118:ALA:N	2.34	0.60
8:L:262:PHE:O	8:L:265:SER:OG	2.14	0.60
9:N:56:ALA:HB2	10:O:117:ALA:CB	2.32	0.60
8:M:210:PHE:CE2	8:M:259:ILE:HG22	2.37	0.60
8:M:263:GLN:NE2	8:M:356:LEU:O	2.33	0.60
1:B:134:GLU:OE1	1:B:134:GLU:N	2.35	0.59
1:B:441:GLN:O	1:B:444:LYS:N	2.34	0.59
1:F:253:ARG:NH2	1:F:255:GLN:O	2.34	0.59
1:F:305:ASP:OD1	1:F:306:ILE:N	2.34	0.59
8:L:29:GLY:N	8:L:398:SER:OG	2.34	0.59
2:A:75:GLY:HA2	11:A:501:ADP:H5'1	1.84	0.59
1:F:142:VAL:HG21	1:F:145:ILE:HD11	1.84	0.59
1:B:248:ASP:OD1	1:B:249:VAL:N	2.34	0.59
2:E:400:LYS:HG3	2:E:401:THR:HG23	1.83	0.59
3:G:1131:ALA:HB2	3:G:1163:CYS:SG	2.43	0.59
2:E:24:LEU:HD12	2:E:86:GLU:HG3	1.83	0.59

Continued on next page...

Continued from previous page...

Atom-1	Atom-2	Interatomic distance (Å)	Clash overlap (Å)
1:F:249:VAL:CG2	1:F:260:LEU:HD11	2.32	0.59
3:G:1345:THR:OG1	3:G:1346:GLN:OE1	2.20	0.59
1:B:303:MET:SD	1:B:336:ARG:NH1	2.76	0.59
3:G:874:ALA:HA	3:G:877:ILE:HD12	1.84	0.59
3:G:1871:PRO:O	3:G:1874:GLN:NE2	2.34	0.59
1:B:142:VAL:HG23	1:B:164:LYS:HB3	1.85	0.59
2:C:141:CYS:SG	2:C:142:GLU:N	2.76	0.59
1:D:247:ILE:HG23	3:G:1831:VAL:CG2	2.33	0.59
9:N:36:LEU:HD13	9:N:46:VAL:HG11	1.83	0.59
1:F:33:LEU:HD22	1:F:39:PRO:HA	1.85	0.59
3:G:1886:GLN:OE1	3:G:1886:GLN:N	2.36	0.59
2:C:66:VAL:HG13	2:C:359:MET:HB2	1.84	0.59
2:E:439:ASP:OD1	2:E:442:SER:OG	2.11	0.59
3:G:1135:CYS:HG	3:G:1140:TRP:HZ2	1.49	0.59
2:C:34:GLN:NE2	2:C:43:GLU:OE2	2.36	0.59
1:D:314:ARG:O	1:D:314:ARG:HD2	2.02	0.59
2:E:141:CYS:N	2:E:156:HIS:O	2.36	0.59
1:B:31:LEU:HD13	1:B:93:ALA:HB2	1.85	0.59
1:D:346:ILE:HB	1:D:351:LEU:HD21	1.85	0.59
3:G:1258:LEU:HD22	3:G:1296:LEU:CG	2.32	0.59
2:C:302:ASP:OD1	2:C:303:GLU:N	2.36	0.58
3:G:1061:THR:HG23	3:G:1298:ARG:O	2.03	0.58
2:A:280:ASN:OD1	2:A:284:ASN:ND2	2.35	0.58
2:A:393:HIS:CE1	2:A:397:ILE:HD11	2.38	0.58
2:C:179:SER:HB2	2:C:200:VAL:HG21	1.85	0.58
1:D:161:LEU:CB	1:D:174:LEU:HD21	2.33	0.58
6:J:72:GLU:HG2	6:J:77:THR:HG22	1.83	0.58
8:L:282:MET:CE	8:L:285:VAL:HG23	2.32	0.58
2:E:26:LEU:HD13	2:E:32:ALA:HA	1.85	0.58
1:F:80:GLY:N	11:F:501:ADP:O2B	2.36	0.58
3:G:1129:PHE:CZ	3:G:1133:LEU:HD22	2.37	0.58
8:L:329:VAL:HG11	8:L:368:LEU:CD2	2.33	0.58
2:E:158:ILE:HD11	2:E:171:LYS:HZ2	1.68	0.58
3:G:1913:GLU:OE1	3:G:1915:ARG:N	2.37	0.58
6:J:72:GLU:O	6:J:75:ILE:N	2.34	0.58
7:K:53:THR:OG1	10:O:39:ILE:HG21	2.03	0.58
8:L:378:LEU:HD12	8:L:379:LYS:N	2.18	0.58
10:O:99:ARG:NE	10:O:111:VAL:HG21	2.18	0.58
8:M:408:GLN:OE1	8:M:408:GLN:N	2.36	0.58
6:J:300:SER:O	6:J:304:THR:OG1	2.22	0.58
2:A:111:VAL:HG12	2:A:115:ASN:HD21	1.68	0.58

Continued on next page...

Continued from previous page...

Atom-1	Atom-2	Interatomic distance (Å)	Clash overlap (Å)
2:A:134:GLU:OE1	2:A:163:THR:N	2.30	0.58
2:C:303:GLU:OE1	2:C:305:HIS:NE2	2.37	0.58
1:D:138:ILE:HG22	1:D:233:GLN:HA	1.84	0.58
1:D:210:THR:OG1	7:K:261:CYS:N	2.37	0.58
3:G:2257:ASP:OD1	3:G:2259:ASP:N	2.35	0.58
6:J:250:ILE:HG23	6:J:250:ILE:O	2.02	0.58
8:L:171:ASP:OD1	8:L:173:GLY:N	2.35	0.58
1:B:249:VAL:O	1:B:252:SER:OG	2.22	0.58
1:D:207:ARG:NH2	1:D:211:ARG:O	2.36	0.58
2:E:130:VAL:HG12	2:E:231:LYS:HB2	1.86	0.58
1:F:38:GLU:OE1	1:F:54:ARG:NH1	2.36	0.58
3:G:1251:LEU:HB3	3:G:1258:LEU:HD12	1.85	0.58
3:G:1915:ARG:NH2	3:G:2015:ASP:OD1	2.34	0.58
3:G:2034:ASN:OD1	3:G:2035:GLY:N	2.36	0.58
1:D:245:HIS:O	1:D:249:VAL:HG23	2.04	0.58
8:L:84:ALA:HB3	8:L:253:TYR:HD2	1.69	0.58
2:A:239:THR:OG1	2:A:242:ASP:OD2	2.20	0.58
2:A:398:GLY:O	2:A:402:THR:N	2.36	0.58
9:N:61:LEU:HD13	10:O:69:ILE:HG21	1.85	0.58
9:N:61:LEU:O	9:N:65:VAL:HG23	2.04	0.58
1:F:133:GLU:N	1:F:237:GLU:OE2	2.36	0.58
3:G:863:GLN:HA	3:G:866:LEU:HD12	1.86	0.58
3:G:1323:VAL:C	3:G:1324:LEU:HD22	2.24	0.58
5:I:93:ARG:N	6:J:363:ASP:OD1	2.36	0.58
5:I:150:ASP:OD1	5:I:194:ARG:NH1	2.36	0.58
5:I:236:ARG:NE	5:I:244:GLU:OE1	2.36	0.58
2:C:255:ASP:OD1	2:C:257:LEU:N	2.35	0.58
3:G:1862:ARG:HA	3:G:1865:LEU:HD23	1.85	0.58
5:I:149:ASP:OD1	5:I:152:TRP:N	2.37	0.58
2:C:217:ALA:HB3	1:D:177:LYS:CD	2.34	0.57
2:A:239:THR:N	2:A:242:ASP:OD2	2.36	0.57
1:B:31:LEU:HD21	1:B:90:MET:CE	2.34	0.57
1:D:319:ASP:OD1	1:D:320:MET:N	2.37	0.57
2:E:415:LEU:HD21	1:F:61:GLU:OE1	2.04	0.57
1:F:195:ILE:CD1	1:F:202:ILE:HD13	2.34	0.57
5:I:187:SER:N	5:I:190:ASP:OD2	2.36	0.57
8:L:136:LEU:HD12	8:L:137:THR:N	2.18	0.57
8:L:355:THR:O	8:L:389:ARG:NH1	2.37	0.57
1:D:408:ALA:O	1:D:412:VAL:HG23	2.04	0.57
2:E:27:ASP:N	2:E:31:LEU:O	2.37	0.57
2:E:394:LEU:HA	2:E:397:ILE:HD12	1.86	0.57

Continued on next page...

Continued from previous page...

Atom-1	Atom-2	Interatomic distance (Å)	Clash overlap (Å)
2:C:227:ASP:OD2	2:C:229:HIS:N	2.36	0.57
4:H:472:SER:OG	4:H:473:ASP:N	2.32	0.57
6:J:229:THR:HG22	6:J:233:SER:HB3	1.85	0.57
8:M:164:ARG:NE	8:M:164:ARG:HA	2.20	0.57
1:B:407:THR:O	1:B:410:SER:OG	2.21	0.57
2:C:215:LEU:HD11	1:D:172:TYR:CB	2.35	0.57
1:F:195:ILE:HD13	1:F:202:ILE:HD13	1.86	0.57
1:F:242:VAL:HG23	1:F:247:ILE:HD11	1.87	0.57
3:G:1419:GLU:OE2	2:A:237:ASP:N	2.37	0.57
3:G:1875:GLN:HA	3:G:1878:GLN:NE2	2.19	0.57
6:J:216:LEU:O	6:J:254:ARG:NE	2.35	0.57
8:L:17:ASP:O	8:L:24:ARG:N	2.32	0.57
2:A:395:GLY:O	2:A:399:THR:HG23	2.05	0.57
1:B:264:ASP:OD1	1:B:265:THR:N	2.38	0.57
2:C:233:GLU:N	2:C:233:GLU:OE1	2.38	0.57
5:I:147:LEU:HD11	5:I:202:LEU:HD13	1.85	0.57
5:I:152:TRP:CH2	5:I:160:LEU:HD22	2.40	0.57
8:L:90:ASN:O	8:L:127:TRP:NE1	2.38	0.57
1:F:451:LEU:O	2:A:334:GLY:N	2.36	0.57
8:M:178:THR:HG22	8:M:194:LYS:HA	1.86	0.57
8:M:413:LYS:O	8:M:417:GLU:OE1	2.23	0.57
2:C:346:SER:OG	2:C:350:ILE:O	2.16	0.57
2:A:333:ARG:O	2:A:348:HIS:ND1	2.37	0.57
1:D:212:ALA:HB3	1:D:224:PHE:CE1	2.40	0.57
3:G:862:GLU:OE2	3:G:866:LEU:HD11	2.05	0.57
1:D:142:VAL:N	1:D:191:ASP:O	2.35	0.57
1:D:194:THR:O	1:D:202:ILE:HD12	2.05	0.57
6:J:76:VAL:HG21	6:J:79:TRP:CH2	2.39	0.57
2:A:423:ASP:OD1	2:A:424:SER:N	2.34	0.57
1:B:30:GLY:O	1:B:31:LEU:HD12	2.05	0.56
2:C:215:LEU:HD11	1:D:172:TYR:HB2	1.87	0.56
8:L:158:THR:HG1	8:L:393:SER:HG	1.50	0.56
9:N:86:LEU:HD22	10:O:62:MET:HE1	1.86	0.56
1:B:434:LEU:HD13	1:B:442:TYR:CD2	2.40	0.56
1:F:249:VAL:HG21	1:F:260:LEU:HD21	1.85	0.56
3:G:1295:ARG:O	3:G:1299:VAL:HG23	2.05	0.56
3:G:1390:TYR:HB3	3:G:1845:LEU:HD12	1.88	0.56
8:L:200:ASP:OD1	8:L:201:PHE:N	2.39	0.56
2:A:162:LYS:NZ	2:A:165:LYS:O	2.38	0.56
2:A:200:VAL:O	2:A:202:ARG:N	2.37	0.56
1:B:305:ASP:OD1	1:B:307:GLU:N	2.36	0.56

Continued on next page...

Continued from previous page...

Atom-1	Atom-2	Interatomic distance (Å)	Clash overlap (Å)
1:B:443:MET:O	1:B:447:GLN:N	2.38	0.56
2:C:139:THR:O	2:C:139:THR:HG23	2.05	0.56
1:D:161:LEU:HD23	1:D:162:THR:N	2.20	0.56
2:E:75:GLY:O	2:E:78:ALA:N	2.38	0.56
1:F:19:ILE:HG22	2:A:323:ILE:CG2	2.34	0.56
6:J:80:ASP:OD1	6:J:81:ASP:N	2.38	0.56
1:B:367:THR:HG21	1:B:395:LEU:HD22	1.87	0.56
3:G:1890:LEU:HD12	3:G:1936:PHE:HB2	1.87	0.56
1:B:413:CYS:CB	1:B:421:VAL:HG22	2.35	0.56
1:D:334:ARG:NH2	1:D:338:THR:O	2.39	0.56
3:G:1063:VAL:CG1	3:G:1110:LEU:HD11	2.36	0.56
3:G:1123:THR:HG22	3:G:1127:ILE:CD1	2.34	0.56
3:G:1989:VAL:HG22	3:G:2018:ILE:HA	1.88	0.56
2:C:264:MET:SD	2:C:265:LYS:N	2.78	0.56
1:F:192:VAL:O	1:F:193:ILE:HD13	2.06	0.56
3:G:1113:ILE:HG21	3:G:1247:ILE:CD1	2.34	0.56
5:I:143:TYR:OH	5:I:152:TRP:O	2.23	0.56
10:O:78:SER:HA	10:O:89:ILE:HD11	1.88	0.56
8:M:114:GLU:OE1	8:M:114:GLU:N	2.35	0.56
8:L:368:LEU:O	8:L:372:THR:N	2.38	0.56
2:E:189:ASP:OD2	2:E:202:ARG:NE	2.39	0.56
2:E:415:LEU:CD1	1:F:61:GLU:OE1	2.53	0.56
1:F:249:VAL:O	1:F:252:SER:OG	2.15	0.56
2:C:186:GLU:OE2	2:C:205:ARG:NH1	2.38	0.56
2:E:227:ASP:OD2	2:E:229:HIS:N	2.38	0.56
10:O:94:ILE:O	10:O:98:VAL:HG23	2.06	0.56
8:M:281:GLN:OE1	8:M:281:GLN:N	2.36	0.56
1:F:233:GLN:N	7:K:301:TYR:OH	2.38	0.56
3:G:1147:VAL:HG12	3:G:1148:ARG:H	1.69	0.56
8:L:162:ASN:O	8:L:164:ARG:NH1	2.38	0.56
8:L:263:GLN:O	8:L:267:LEU:N	2.39	0.56
8:M:360:PHE:O	8:M:364:LEU:HD23	2.05	0.56
2:C:140:PRO:HA	2:C:157:VAL:HG22	1.87	0.55
1:D:335:ILE:N	1:D:340:TYR:O	2.32	0.55
8:L:378:LEU:HD12	8:L:379:LYS:H	1.70	0.55
10:O:37:TYR:O	10:O:41:VAL:HG23	2.05	0.55
3:G:1852:PRO:HD2	3:G:1853:LEU:H	1.72	0.55
9:N:65:VAL:HG22	9:N:96:LEU:HD13	1.88	0.55
1:F:31:LEU:HD12	1:F:46:MET:HG3	1.89	0.55
3:G:1866:ARG:O	3:G:1868:HIS:N	2.39	0.55
1:B:63:ILE:HD12	1:B:295:VAL:HG12	1.88	0.55

Continued on next page...

Continued from previous page...

Atom-1	Atom-2	Interatomic distance (Å)	Clash overlap (Å)
7:K:217:VAL:HG23	7:K:217:VAL:O	2.07	0.55
8:L:223:ILE:HG23	8:L:237:TRP:HB2	1.87	0.55
1:B:167:GLU:OE1	1:B:167:GLU:N	2.39	0.55
7:K:63:ILE:CD1	9:N:45:ARG:HD3	2.36	0.55
8:L:73:ASN:O	8:L:79:ARG:NH2	2.40	0.55
8:M:90:ASN:O	8:M:176:HIS:NE2	2.40	0.55
1:B:233:GLN:N	1:B:233:GLN:OE1	2.39	0.55
1:F:451:LEU:HD12	1:F:452:PHE:N	2.22	0.55
6:J:70:PRO:O	6:J:77:THR:HG23	2.07	0.55
7:K:274:PHE:O	7:K:278:PHE:N	2.39	0.55
1:B:194:THR:O	1:B:194:THR:HG22	2.07	0.55
2:E:243:LEU:CD2	2:E:279:ILE:HD12	2.37	0.55
3:G:1092:ARG:HH11	3:G:1094:TYR:HH	1.53	0.55
3:G:2245:MET:SD	3:G:2245:MET:N	2.80	0.55
2:C:439:ASP:OD1	2:C:441:LYS:N	2.40	0.55
3:G:791:ALA:O	3:G:795:SER:OG	2.20	0.55
6:J:279:PHE:CE2	6:J:320:LEU:HD12	2.42	0.55
8:L:424:VAL:O	8:L:428:CYS:N	2.38	0.55
2:C:98:GLY:O	2:C:101:VAL:HG12	2.08	0.54
2:C:137:GLU:O	2:C:159:ILE:HD12	2.07	0.54
1:D:56:ALA:HB1	1:D:90:MET:SD	2.47	0.54
1:D:135:THR:N	1:D:236:LYS:O	2.37	0.54
8:L:75:LEU:O	8:L:250:TRP:NE1	2.36	0.54
8:L:80:GLU:OE1	8:L:80:GLU:N	2.40	0.54
8:L:268:GLN:HG2	8:L:302:LEU:HD21	1.87	0.54
2:C:185:VAL:HG12	2:C:202:ARG:HH11	1.72	0.54
2:E:129:GLU:OE2	2:E:230:LYS:N	2.41	0.54
6:J:25:ASP:OD1	6:J:26:ALA:N	2.40	0.54
7:K:64:ASP:O	9:N:45:ARG:NH2	2.41	0.54
2:A:341:THR:O	2:A:342:GLU:HG3	2.07	0.54
2:C:23:GLY:O	2:C:37:SER:OG	2.17	0.54
1:D:167:GLU:OE1	1:D:167:GLU:N	2.41	0.54
3:G:1100:ASP:OD2	3:G:1104:LYS:NZ	2.34	0.54
2:A:283:VAL:O	2:A:287:ILE:HD12	2.07	0.54
2:C:256:ILE:H	2:C:256:ILE:HD12	1.72	0.54
2:C:260:MET:O	2:C:263:LEU:HG	2.07	0.54
1:D:442:TYR:O	1:D:445:GLU:HG2	2.07	0.54
2:E:80:ALA:HA	2:E:83:ILE:HD12	1.89	0.54
3:G:1856:HIS:ND1	3:G:1860:ILE:HD11	2.21	0.54
8:L:93:VAL:HG13	8:L:99:PHE:CE1	2.43	0.54
8:L:166:THR:HG22	8:L:344:LEU:HD23	1.88	0.54

Continued on next page...

Continued from previous page...

Atom-1	Atom-2	Interatomic distance (Å)	Clash overlap (Å)
2:C:212:GLU:OE1	2:C:212:GLU:N	2.35	0.54
2:C:408:GLN:OE1	1:D:71:ARG:NE	2.39	0.54
2:E:375:ILE:HG21	2:E:394:LEU:HD13	1.88	0.54
1:F:283:TRP:CH2	3:G:1766:VAL:HG13	2.42	0.54
3:G:2028:GLU:HA	3:G:2031:LEU:HB3	1.89	0.54
9:N:35:HIS:O	9:N:38:SER:OG	2.15	0.54
2:C:154:ILE:O	2:C:157:VAL:HG23	2.08	0.54
1:D:253:ARG:O	1:D:253:ARG:HD3	2.08	0.54
4:H:445:LEU:HD23	4:H:448:PRO:CG	2.36	0.54
8:M:356:LEU:HD13	8:M:386:THR:OG1	2.07	0.54
1:B:144:GLU:OE1	1:B:144:GLU:N	2.37	0.54
1:F:383:SER:OG	1:F:385:ASP:OD1	2.22	0.54
8:M:99:PHE:O	8:M:103:LEU:HD13	2.08	0.54
2:C:14:ARG:NH2	1:D:321:ALA:O	2.39	0.54
3:G:777:LEU:O	3:G:781:VAL:HG23	2.08	0.54
3:G:2022:VAL:O	3:G:2022:VAL:HG13	2.07	0.54
8:L:43:MET:O	8:L:83:GLU:N	2.32	0.54
8:M:333:VAL:HG11	8:M:345:TYR:CZ	2.42	0.54
1:D:387:TYR:O	1:D:391:THR:HG23	2.08	0.54
1:D:439:SER:HB2	2:E:360:ILE:HD12	1.90	0.54
1:F:400:ARG:NH1	2:A:356:ASP:OD2	2.41	0.54
3:G:1258:LEU:HD22	3:G:1296:LEU:CD1	2.38	0.54
2:C:259:MET:HE3	3:G:1880:THR:HB	1.90	0.53
3:G:1099:LEU:HD22	3:G:1128:ALA:HB1	1.90	0.53
3:G:1930:LEU:O	3:G:1934:LEU:HD23	2.08	0.53
2:A:194:GLU:O	2:A:198:GLY:N	2.40	0.53
2:C:141:CYS:O	2:C:154:ILE:N	2.41	0.53
2:C:332:ASN:ND2	11:C:501:ADP:O2B	2.39	0.53
2:E:215:LEU:CB	1:F:172:TYR:CD1	2.92	0.53
2:E:295:VAL:HG13	2:E:295:VAL:O	2.08	0.53
2:E:374:ILE:HA	2:E:377:ILE:HD12	1.91	0.53
2:E:375:ILE:HG21	2:E:394:LEU:CD1	2.38	0.53
7:K:27:ASP:OD2	9:N:87:GLN:NE2	2.41	0.53
1:B:104:ALA:N	1:B:107:GLU:OE2	2.38	0.53
3:G:791:ALA:O	3:G:795:SER:N	2.39	0.53
3:G:897:GLU:OE2	3:G:901:LYS:NZ	2.37	0.53
3:G:1824:LEU:O	3:G:1828:ILE:HD12	2.08	0.53
5:I:160:LEU:HD21	5:I:195:TYR:HB2	1.89	0.53
6:J:18:LYS:HB3	6:J:30:VAL:HG22	1.90	0.53
8:M:130:ARG:O	8:M:133:ARG:N	2.40	0.53
3:G:1903:LEU:HD11	3:G:1933:PHE:CZ	2.43	0.53

Continued on next page...

Continued from previous page...

Atom-1	Atom-2	Interatomic distance (Å)	Clash overlap (Å)
7:K:219:VAL:N	7:K:261:CYS:O	2.41	0.53
10:O:45:LEU:O	10:O:49:HIS:N	2.35	0.53
1:B:267:GLU:OE1	1:B:267:GLU:N	2.41	0.53
2:C:15:ILE:CD1	2:C:381:THR:HG22	2.37	0.53
1:D:97:ASP:OD1	1:D:97:ASP:N	2.41	0.53
2:E:190:VAL:HG22	2:E:221:VAL:HG11	1.91	0.53
3:G:1856:HIS:CE1	3:G:1860:ILE:HD11	2.43	0.53
8:L:79:ARG:O	8:L:246:VAL:HG12	2.08	0.53
1:D:281:ALA:O	1:D:285:GLU:OE1	2.27	0.53
2:E:104:THR:OG1	2:E:105:GLU:OE2	2.27	0.53
1:F:18:ARG:HE	1:F:19:ILE:H	1.57	0.53
3:G:1105:LEU:HD23	3:G:1242:GLN:HE21	1.74	0.53
6:J:334:GLU:OE1	6:J:334:GLU:N	2.42	0.53
7:K:213:THR:OG1	7:K:267:THR:N	2.41	0.53
8:M:34:LYS:HG3	8:M:35:VAL:HG23	1.91	0.53
1:B:253:ARG:NH2	2:A:263:LEU:O	2.41	0.53
2:C:187:ALA:O	2:C:205:ARG:NH1	2.39	0.53
1:D:136:GLU:OE2	1:D:197:LYS:NZ	2.39	0.53
2:E:362:ARG:NH2	2:E:364:MET:SD	2.82	0.53
5:I:136:PRO:O	5:I:165:ARG:NH2	2.38	0.53
1:B:83:LYS:HA	1:B:86:ILE:HD12	1.89	0.53
1:B:247:ILE:HD12	3:G:1396:ILE:HD12	1.90	0.53
1:B:242:VAL:HG11	1:B:247:ILE:CD1	2.39	0.53
3:G:1766:VAL:O	3:G:1766:VAL:HG12	2.08	0.53
1:B:441:GLN:O	1:B:445:GLU:OE1	2.26	0.53
5:I:239:GLU:O	5:I:243:GLU:OE1	2.27	0.53
8:L:176:HIS:ND1	8:L:195:SER:O	2.42	0.53
2:C:126:GLU:HB3	2:C:234:ILE:HG13	1.91	0.52
1:D:33:LEU:HD23	1:D:39:PRO:HA	1.91	0.52
3:G:1284:GLU:OE1	3:G:1284:GLU:N	2.38	0.52
7:K:218:THR:O	7:K:218:THR:HG23	2.09	0.52
2:A:129:GLU:C	2:A:194:GLU:OE2	2.47	0.52
1:B:74:LEU:HD12	1:B:75:ILE:H	1.75	0.52
1:B:326:MET:HA	1:B:326:MET:HE3	1.91	0.52
2:C:293:GLU:OE1	2:C:293:GLU:N	2.42	0.52
2:C:343:ASP:OD1	2:C:344:ILE:HD12	2.09	0.52
1:D:190:GLY:O	1:D:208:SER:OG	2.27	0.52
1:F:364:GLU:OE1	1:F:365:LYS:N	2.42	0.52
3:G:1228:THR:HG22	3:G:1229:GLU:N	2.24	0.52
5:I:132:THR:O	5:I:134:GLN:NE2	2.42	0.52
7:K:56:GLU:OE1	9:N:34:ARG:NH2	2.43	0.52

Continued on next page...

Continued from previous page...

Atom-1	Atom-2	Interatomic distance (Å)	Clash overlap (Å)
8:M:15:VAL:HG21	8:M:398:SER:HA	1.91	0.52
8:M:182:VAL:HG12	8:M:187:VAL:HG22	1.92	0.52
1:B:141:GLU:OE2	1:B:210:THR:OG1	2.19	0.52
2:E:123:ARG:O	2:E:293:GLU:N	2.42	0.52
7:K:273:THR:O	7:K:277:TRP:CB	2.57	0.52
2:A:106:ILE:HG22	2:A:107:LYS:N	2.25	0.52
1:B:142:VAL:HG13	1:B:142:VAL:O	2.09	0.52
2:C:408:GLN:HB3	1:D:355:LEU:HD11	1.91	0.52
2:E:125:LYS:HG2	2:E:235:ILE:HD13	1.90	0.52
2:E:173:ASP:O	2:E:176:ILE:HG22	2.08	0.52
3:G:1890:LEU:HD11	3:G:1932:MET:CB	2.38	0.52
2:A:337:VAL:CA	2:A:345:THR:HG22	2.40	0.52
2:A:337:VAL:N	2:A:345:THR:HG22	2.25	0.52
3:G:1209:THR:HG22	3:G:1239:GLN:HG2	1.91	0.52
3:G:1755:LEU:HD22	2:A:286:TYR:OH	2.09	0.52
3:G:2232:GLU:OE1	3:G:2232:GLU:N	2.38	0.52
1:B:434:LEU:HD13	1:B:442:TYR:CE2	2.45	0.52
1:D:442:TYR:HD2	2:E:362:ARG:HE	1.56	0.52
3:G:1236:PHE:CD1	3:G:1260:THR:HG21	2.44	0.52
3:G:1293:VAL:HA	3:G:1296:LEU:HB2	1.92	0.52
6:J:79:TRP:HA	6:J:82:MET:SD	2.50	0.52
9:N:62:THR:HG22	9:N:66:LEU:HD12	1.91	0.52
8:M:407:GLN:OE1	8:M:407:GLN:N	2.42	0.52
1:B:451:LEU:HD11	2:C:333:ARG:HG2	1.90	0.52
1:D:250:ILE:HG21	3:G:1831:VAL:HG11	1.92	0.52
1:F:137:ILE:HG22	1:F:138:ILE:N	2.25	0.52
1:F:332:ILE:HD13	1:F:343:PRO:HA	1.91	0.52
6:J:297:THR:HG22	6:J:298:VAL:H	1.74	0.52
7:K:299:ALA:HB1	7:K:311:ALA:HA	1.91	0.52
8:L:269:VAL:HG22	8:L:305:PRO:CB	2.39	0.52
1:D:235:ARG:HG3	1:D:236:LYS:H	1.74	0.52
3:G:1074:ARG:CD	3:G:1312:VAL:HG11	2.39	0.52
8:L:269:VAL:HG22	8:L:305:PRO:HB2	1.92	0.52
2:C:259:MET:CE	3:G:1880:THR:HB	2.40	0.52
1:D:400:ARG:O	1:D:404:GLN:NE2	2.39	0.52
2:E:180:LEU:HB2	2:E:185:VAL:HG11	1.91	0.52
1:F:32:GLY:O	1:F:33:LEU:HD23	2.09	0.52
7:K:314:ARG:HH11	7:K:318:ILE:HD13	1.74	0.52
2:C:217:ALA:HB2	1:D:178:MET:HE3	1.92	0.52
2:C:443:SER:O	2:C:447:LEU:N	2.43	0.52
2:E:66:VAL:CG2	2:E:328:ILE:HG22	2.38	0.52

Continued on next page...

Continued from previous page...

Atom-1	Atom-2	Interatomic distance (Å)	Clash overlap (Å)
2:E:187:ALA:O	2:E:205:ARG:NH2	2.35	0.52
3:G:1389:GLU:OE1	3:G:1844:SER:OG	2.27	0.52
1:F:385:ASP:OD1	1:F:386:ALA:N	2.43	0.51
3:G:1061:THR:OG1	3:G:1299:VAL:HG22	2.10	0.51
5:I:159:HIS:NE2	5:I:163:LEU:HD11	2.24	0.51
6:J:82:MET:O	6:J:85:ILE:HG22	2.09	0.51
8:L:120:VAL:HG12	8:L:121:LEU:N	2.25	0.51
1:D:215:TYR:CE1	7:K:263:ARG:HA	2.46	0.51
3:G:1949:SER:N	3:G:1952:GLN:OE1	2.37	0.51
8:L:357:ILE:HG22	8:L:358:GLN:O	2.10	0.51
2:C:408:GLN:O	1:D:71:ARG:NH2	2.43	0.51
2:E:263:LEU:HD21	2:A:260:MET:HG3	1.92	0.51
1:F:26:SER:O	1:F:29:ARG:NH1	2.42	0.51
1:F:124:ARG:NH2	1:F:248:ASP:OD1	2.42	0.51
1:F:139:GLU:OE1	1:F:139:GLU:N	2.43	0.51
3:G:1147:VAL:HG12	3:G:1148:ARG:N	2.26	0.51
5:I:134:GLN:OE1	5:I:134:GLN:N	2.44	0.51
2:A:73:GLY:HA2	11:A:501:ADP:H5'2	1.93	0.51
1:B:136:GLU:OE2	1:B:138:ILE:HG23	2.11	0.51
3:G:1433:LYS:O	3:G:1760:ARG:NH1	2.44	0.51
8:L:340:ILE:O	8:L:343:GLY:N	2.43	0.51
9:N:47:GLY:N	10:O:89:ILE:O	2.36	0.51
10:O:78:SER:CA	10:O:89:ILE:HD11	2.41	0.51
3:G:886:GLN:O	3:G:889:GLU:HG2	2.10	0.51
3:G:1218:ILE:O	3:G:1245:LEU:HD12	2.10	0.51
3:G:1899:LYS:HZ3	3:G:1899:LYS:HB2	1.75	0.51
3:G:2220:LEU:O	3:G:2221:LEU:HD23	2.11	0.51
7:K:43:ASP:OD2	10:O:55:SER:OG	2.26	0.51
1:B:140:GLY:CA	1:B:165:THR:HG23	2.41	0.51
2:C:96:MET:HE2	2:C:118:ARG:NH2	2.25	0.51
1:D:78:GLN:HB2	1:D:81:THR:HG21	1.92	0.51
1:F:381:GLU:N	1:F:381:GLU:OE1	2.44	0.51
1:F:401:TYR:OH	1:F:433:PHE:O	2.27	0.51
5:I:159:HIS:CE1	5:I:163:LEU:HD11	2.46	0.51
6:J:297:THR:HG22	6:J:298:VAL:N	2.25	0.51
1:B:48:GLY:O	1:B:53:ARG:NH1	2.43	0.51
1:B:249:VAL:HG11	1:B:260:LEU:HD12	1.91	0.51
2:C:307:LEU:HD12	2:C:311:CYS:SG	2.51	0.51
2:E:179:SER:O	2:E:182:LYS:N	2.43	0.51
1:F:146:GLN:NE2	1:F:158:VAL:O	2.34	0.51
3:G:862:GLU:OE1	3:G:865:ARG:NH2	2.44	0.51

Continued on next page...

Continued from previous page...

Atom-1	Atom-2	Interatomic distance (Å)	Clash overlap (Å)
3:G:1144:LEU:HD23	3:G:1216:LEU:HG	1.93	0.51
5:I:152:TRP:CZ3	5:I:160:LEU:HD22	2.46	0.51
9:N:32:ILE:HG23	10:O:70:PHE:CE1	2.46	0.51
10:O:54:ILE:HG23	10:O:59:MET:HE3	1.93	0.51
5:I:205:VAL:HG13	5:I:206:ARG:HG2	1.93	0.51
2:A:194:GLU:O	2:A:197:SER:N	2.44	0.51
9:N:52:VAL:HG21	10:O:121:TYR:CB	2.39	0.51
1:B:31:LEU:HD11	1:B:90:MET:HE2	1.93	0.51
1:F:205:LEU:HD21	1:F:225:VAL:HG11	1.91	0.51
3:G:2031:LEU:O	3:G:2031:LEU:HG	2.11	0.51
8:L:163:GLY:O	8:L:164:ARG:NH1	2.41	0.51
8:L:363:ARG:NE	8:L:367:GLU:OE2	2.41	0.51
2:A:105:GLU:O	2:A:106:ILE:HD13	2.11	0.51
1:D:407:THR:O	1:D:410:SER:OG	2.23	0.50
3:G:1074:ARG:HD3	3:G:1312:VAL:HG11	1.92	0.50
8:L:160:PHE:CD2	8:L:400:LEU:HD21	2.46	0.50
1:B:332:ILE:HD13	1:B:343:PRO:HA	1.93	0.50
2:C:182:LYS:HE2	3:G:1874:GLN:HB2	1.93	0.50
1:D:442:TYR:HD2	2:E:362:ARG:NE	2.10	0.50
3:G:1381:SER:OG	3:G:1382:SER:N	2.44	0.50
5:I:152:TRP:HE1	5:I:186:ARG:NE	2.09	0.50
6:J:220:ALA:HB1	6:J:226:GLU:CG	2.38	0.50
1:B:284:ARG:HD2	1:B:291:ILE:HD13	1.92	0.50
4:H:447:VAL:HB	4:H:448:PRO:HD3	1.93	0.50
2:A:22:LYS:N	2:A:37:SER:O	2.44	0.50
9:N:40:THR:HG22	10:O:89:ILE:HD12	1.94	0.50
8:M:322:MET:SD	8:M:322:MET:N	2.84	0.50
1:D:135:THR:OG1	1:D:236:LYS:O	2.27	0.50
1:D:206:GLY:HA3	1:D:225:VAL:HG11	1.92	0.50
2:E:411:THR:HG23	2:E:412:PRO:HD3	1.93	0.50
3:G:1087:LEU:HD12	3:G:1163:CYS:SG	2.52	0.50
5:I:246:TYR:O	5:I:249:GLN:NE2	2.39	0.50
1:B:303:MET:O	1:B:304:LEU:HD22	2.12	0.50
2:C:96:MET:HE1	2:C:115:ASN:HB3	1.94	0.50
1:D:22:ILE:HG23	1:D:22:ILE:O	2.12	0.50
2:E:191:ILE:HD12	2:E:193:ILE:HD11	1.92	0.50
2:E:375:ILE:HD13	2:E:394:LEU:HD13	1.92	0.50
1:F:74:LEU:HD12	1:F:75:ILE:N	2.26	0.50
3:G:1063:VAL:HG12	3:G:1067:ILE:HD12	1.93	0.50
2:C:77:THR:O	2:C:81:LEU:HD13	2.11	0.50
1:D:99:PRO:HD3	1:D:292:ILE:HD12	1.94	0.50

Continued on next page...

Continued from previous page...

Atom-1	Atom-2	Interatomic distance (Å)	Clash overlap (Å)
7:K:46:TYR:CG	10:O:59:MET:SD	3.04	0.50
2:C:116:PHE:HE2	2:C:318:ALA:HB1	1.76	0.50
2:C:260:MET:CE	2:A:263:LEU:HD13	2.42	0.50
2:C:402:THR:HG22	2:C:403:LEU:HD23	1.94	0.50
2:A:260:MET:O	2:A:263:LEU:HG	2.11	0.50
2:C:271:ILE:HG23	2:C:275:LEU:HD23	1.94	0.50
2:E:141:CYS:O	2:E:155:SER:N	2.38	0.50
2:E:404:ARG:NH2	1:F:353:ARG:HG3	2.27	0.50
3:G:849:GLU:O	3:G:853:LEU:HD23	2.12	0.50
3:G:1262:VAL:HG13	3:G:1299:VAL:HG21	1.94	0.50
5:I:102:ASN:OD1	5:I:104:ALA:N	2.43	0.50
2:A:106:ILE:HG21	2:A:110:GLU:HG2	1.94	0.50
2:C:254:GLN:O	3:G:1877:ARG:NH2	2.44	0.50
1:D:168:MET:N	1:D:168:MET:SD	2.85	0.50
1:F:168:MET:SD	1:F:169:GLU:N	2.85	0.50
5:I:82:THR:OG1	7:K:288:VAL:HG23	2.12	0.50
5:I:186:ARG:HB3	5:I:190:ASP:HB2	1.94	0.50
7:K:44:ASP:O	10:O:56:SER:N	2.44	0.50
1:B:205:LEU:HD23	1:B:205:LEU:H	1.77	0.49
1:D:166:THR:HG23	1:D:227:CYS:SG	2.52	0.49
3:G:1265:LEU:HD22	3:G:1303:PHE:CZ	2.47	0.49
3:G:1816:THR:HG22	3:G:1823:SER:HB3	1.93	0.49
5:I:147:LEU:HD23	5:I:198:ILE:HG22	1.93	0.49
2:E:134:GLU:N	2:E:162:LYS:O	2.38	0.49
1:F:451:LEU:HD12	1:F:452:PHE:H	1.77	0.49
3:G:1063:VAL:HG11	3:G:1110:LEU:HD11	1.94	0.49
3:G:1142:PRO:HG2	3:G:1213:TRP:HZ3	1.77	0.49
3:G:1366:ARG:HH12	3:G:1923:MET:HE3	1.77	0.49
3:G:1918:LEU:HB3	3:G:1988:VAL:HG22	1.93	0.49
1:B:296:LEU:HD23	1:B:324:LEU:HD13	1.93	0.49
2:C:60:LYS:O	2:C:60:LYS:HD3	2.13	0.49
1:D:103:ILE:HG23	1:D:298:ILE:CD1	2.42	0.49
2:A:75:GLY:N	11:A:501:ADP:H5'1	2.27	0.49
2:A:263:LEU:HD12	2:A:264:MET:N	2.27	0.49
8:M:412:SER:HB3	8:M:415:GLU:OE1	2.11	0.49
2:E:146:PRO:HG2	2:E:153:THR:HG21	1.93	0.49
2:E:182:LYS:O	2:E:184:ARG:NH1	2.40	0.49
3:G:1424:ARG:O	3:G:1426:GLU:OE1	2.30	0.49
3:G:1435:ILE:N	3:G:1436:PRO:HD2	2.28	0.49
7:K:53:THR:HA	10:O:39:ILE:HD13	1.93	0.49
8:M:124:GLU:OE1	8:M:124:GLU:N	2.46	0.49

Continued on next page...

Continued from previous page...

Atom-1	Atom-2	Interatomic distance (Å)	Clash overlap (Å)
1:B:33:LEU:O	1:B:40:ARG:NH2	2.45	0.49
1:B:140:GLY:HA2	1:B:165:THR:HG23	1.95	0.49
1:B:432:LEU:HD13	2:C:47:GLU:CD	2.31	0.49
1:D:205:LEU:HD12	1:D:205:LEU:O	2.12	0.49
1:D:300:GLU:OE1	1:D:302:HIS:NE2	2.42	0.49
2:E:87:LEU:HD23	2:E:88:GLY:O	2.12	0.49
2:E:184:ARG:O	2:E:202:ARG:NE	2.46	0.49
2:E:215:LEU:HB2	1:F:172:TYR:CD1	2.47	0.49
2:E:437:PHE:CD2	1:F:355:LEU:HD13	2.48	0.49
2:A:221:VAL:O	2:A:223:LEU:HD12	2.12	0.49
2:C:217:ALA:HB2	1:D:178:MET:CE	2.42	0.49
1:D:271:GLU:OE1	1:D:271:GLU:N	2.36	0.49
2:E:214:ASP:N	2:E:214:ASP:OD1	2.44	0.49
1:F:25:HIS:NE2	11:F:501:ADP:H3'	2.27	0.49
6:J:7:ALA:CB	6:J:22:ALA:HB3	2.42	0.49
7:K:315:ALA:O	7:K:319:ILE:HG23	2.13	0.49
8:L:130:ARG:NH2	8:L:425:GLU:OE1	2.46	0.49
8:M:127:TRP:CZ3	8:M:178:THR:HG21	2.48	0.49
8:M:205:GLN:O	8:M:209:LEU:HD13	2.13	0.49
1:B:407:THR:HG21	2:C:61:MET:CE	2.43	0.49
1:D:413:CYS:HB3	1:D:421:VAL:HG22	1.93	0.49
2:E:101:VAL:HG21	2:E:307:LEU:HD11	1.94	0.49
2:E:411:THR:OG1	1:F:68:ILE:HD13	2.13	0.49
6:J:303:THR:O	6:J:303:THR:HG22	2.13	0.49
7:K:60:ASP:HB2	7:K:63:ILE:HD13	1.95	0.49
2:A:130:VAL:HG22	2:A:131:TYR:H	1.77	0.49
8:M:162:ASN:ND2	8:M:349:ILE:HG21	2.27	0.49
2:E:49:CYS:SG	2:E:83:ILE:HD11	2.53	0.49
2:E:223:LEU:HD12	2:E:224:PRO:CD	2.40	0.49
1:F:201:LYS:NZ	1:F:202:ILE:O	2.45	0.49
1:F:451:LEU:HD23	2:A:333:ARG:NH1	2.27	0.49
3:G:788:LEU:HD11	5:I:251:LEU:HD11	1.95	0.49
3:G:800:PRO:HB2	3:G:2273:THR:HG21	1.94	0.49
4:H:435:ASP:OD1	4:H:438:TYR:N	2.44	0.49
5:I:144:GLN:OE1	5:I:144:GLN:N	2.46	0.49
8:L:160:PHE:CG	8:L:400:LEU:HD21	2.48	0.49
8:L:310:ASP:OD1	8:L:327:HIS:NE2	2.45	0.49
2:A:257:LEU:O	2:A:260:MET:SD	2.71	0.49
9:N:70:GLY:O	9:N:78:VAL:N	2.45	0.49
1:D:147:ILE:HB	7:K:214:TYR:HD2	1.78	0.49
2:E:105:GLU:OE1	2:E:105:GLU:N	2.46	0.49

Continued on next page...

Continued from previous page...

Atom-1	Atom-2	Interatomic distance (Å)	Clash overlap (Å)
2:E:415:LEU:HD23	2:E:415:LEU:C	2.33	0.49
3:G:789:ARG:NH2	3:G:793:LEU:HD23	2.28	0.49
3:G:1292:VAL:O	3:G:1296:LEU:HB2	2.12	0.49
2:A:137:GLU:OE2	2:A:162:LYS:N	2.34	0.49
1:B:428:ARG:HE	1:B:432:LEU:HD11	1.78	0.49
2:E:111:VAL:O	2:E:115:ASN:ND2	2.45	0.49
2:E:346:SER:OG	2:E:350:ILE:O	2.26	0.49
3:G:1218:ILE:HG22	3:G:1221:MET:CE	2.43	0.49
3:G:1433:LYS:HG3	3:G:1434:LYS:H	1.78	0.49
6:J:7:ALA:HB3	6:J:22:ALA:HB3	1.95	0.49
6:J:145:SER:OG	6:J:147:ARG:NH1	2.46	0.49
6:J:320:LEU:O	8:L:226:LYS:NZ	2.41	0.49
1:B:33:LEU:HD21	1:B:53:ARG:CG	2.43	0.48
1:B:61:GLU:OE1	1:B:64:ARG:NH1	2.46	0.48
2:C:295:VAL:O	2:C:295:VAL:HG13	2.13	0.48
1:D:436:GLU:OE1	1:D:437:SER:N	2.46	0.48
1:F:268:ILE:H	1:F:268:ILE:HD12	1.78	0.48
1:F:276:ILE:O	1:F:280:VAL:HG13	2.13	0.48
3:G:1143:HIS:O	3:G:1144:LEU:HB2	2.12	0.48
3:G:1827:VAL:O	3:G:1831:VAL:HG12	2.12	0.48
9:N:62:THR:HG22	9:N:66:LEU:CD1	2.43	0.48
8:M:151:LEU:HD12	8:M:424:VAL:CG2	2.43	0.48
1:D:414:ARG:NH1	1:D:414:ARG:O	2.46	0.48
2:E:104:THR:OG1	1:F:112:GLU:O	2.31	0.48
6:J:252:ASN:OD1	6:J:253:GLU:N	2.46	0.48
8:M:175:THR:O	8:M:175:THR:HG22	2.12	0.48
2:C:20:HIS:CE1	2:C:21:VAL:HG13	2.48	0.48
1:D:81:THR:N	11:D:501:ADP:O1A	2.46	0.48
2:E:231:LYS:O	2:E:232:LYS:HG3	2.13	0.48
1:F:26:SER:O	1:F:29:ARG:NH2	2.44	0.48
3:G:846:ARG:NH1	3:G:2216:GLU:OE2	2.47	0.48
3:G:1077:THR:OG1	3:G:1097:ILE:HG12	2.14	0.48
3:G:1853:LEU:C	3:G:1857:ARG:HE	2.12	0.48
6:J:133:TYR:OH	6:J:375:PHE:OXT	2.31	0.48
2:A:255:ASP:OD1	2:A:257:LEU:N	2.41	0.48
9:N:22:ARG:NH2	10:O:121:TYR:O	2.46	0.48
2:C:410:LEU:HD12	2:C:411:THR:N	2.28	0.48
1:D:161:LEU:HB3	1:D:174:LEU:HD21	1.95	0.48
1:D:444:LYS:O	1:D:447:GLN:NE2	2.46	0.48
5:I:152:TRP:HE1	5:I:186:ARG:CD	2.26	0.48
2:A:236:GLN:OE1	2:A:236:GLN:N	2.46	0.48

Continued on next page...

Continued from previous page...

Atom-1	Atom-2	Interatomic distance (Å)	Clash overlap (Å)
8:M:285:VAL:HG22	8:M:286:HIS:N	2.29	0.48
1:B:299:ASP:OD1	1:B:300:GLU:N	2.47	0.48
1:F:335:ILE:HD11	1:F:342:SER:HB2	1.95	0.48
3:G:1323:VAL:O	3:G:1324:LEU:HD22	2.13	0.48
3:G:1862:ARG:O	3:G:1865:LEU:HG	2.14	0.48
8:L:123:SER:OG	8:L:154:THR:HG22	2.13	0.48
8:M:151:LEU:HD12	8:M:424:VAL:HG23	1.95	0.48
1:B:145:ILE:HG22	1:B:182:LEU:O	2.14	0.48
2:C:27:ASP:OD1	2:C:31:LEU:N	2.39	0.48
1:D:165:THR:HG23	1:D:167:GLU:OE1	2.14	0.48
7:K:49:ASP:OD1	7:K:49:ASP:N	2.44	0.48
8:L:262:PHE:O	8:L:266:VAL:HG23	2.14	0.48
2:A:242:ASP:OD1	2:A:243:LEU:N	2.47	0.48
1:B:31:LEU:HD21	1:B:90:MET:HE2	1.96	0.48
1:B:108:ILE:CD1	1:B:304:LEU:HD13	2.44	0.48
2:C:260:MET:HG3	2:A:263:LEU:HD22	1.96	0.48
1:F:35:ASP:OD1	1:F:36:ALA:N	2.47	0.48
3:G:788:LEU:CD1	5:I:251:LEU:HD11	2.44	0.48
3:G:1819:ARG:CG	3:G:1827:VAL:HG11	2.44	0.48
4:H:471:HIS:NE2	4:H:475:ASP:OD2	2.47	0.48
6:J:160:THR:N	6:J:178:LEU:O	2.36	0.48
8:L:166:THR:HG23	8:L:183:HIS:HA	1.95	0.48
2:A:24:LEU:O	2:A:46:ARG:NH2	2.46	0.48
2:A:103:SER:OG	2:A:105:GLU:OE1	2.30	0.48
2:E:207:ASP:OD1	2:E:207:ASP:N	2.46	0.48
2:E:215:LEU:HB3	1:F:172:TYR:CD1	2.49	0.48
2:A:127:THR:HG22	2:A:231:LYS:HD3	1.95	0.48
8:M:166:THR:HG23	8:M:166:THR:O	2.14	0.48
8:M:256:ASN:O	8:M:260:GLN:HG2	2.14	0.48
1:D:85:ALA:HB2	11:D:501:ADP:H2'	1.94	0.48
1:F:425:ASP:O	1:F:429:VAL:HG23	2.14	0.48
5:I:239:GLU:OE1	5:I:239:GLU:N	2.34	0.48
10:O:116:LYS:O	10:O:119:THR:OG1	2.28	0.48
8:M:210:PHE:HE2	8:M:259:ILE:HG22	1.77	0.48
2:C:97:VAL:HG22	2:C:98:GLY:N	2.29	0.48
2:C:343:ASP:OD1	2:C:343:ASP:N	2.45	0.48
1:D:82:GLY:N	11:D:501:ADP:H5'1	2.29	0.48
2:E:302:ASP:OD1	2:E:303:GLU:N	2.43	0.48
3:G:1111:ASN:O	3:G:1265:LEU:HD23	2.14	0.48
7:K:55:ASP:OD1	7:K:56:GLU:N	2.47	0.48
8:L:325:VAL:O	8:L:329:VAL:HG23	2.13	0.48

Continued on next page...

Continued from previous page...

Atom-1	Atom-2	Interatomic distance (Å)	Clash overlap (Å)
2:A:75:GLY:CA	11:A:501:ADP:H5'1	2.43	0.48
1:B:407:THR:HG21	2:C:61:MET:HE3	1.96	0.47
3:G:1437:ARG:O	3:G:1440:MET:HG2	2.13	0.47
6:J:286:ASP:OD1	6:J:287:VAL:N	2.47	0.47
6:J:309:ILE:HG23	6:J:310:ALA:N	2.29	0.47
10:O:90:THR:N	10:O:93:GLU:OE1	2.46	0.47
2:E:123:ARG:HH11	2:E:235:ILE:HD11	1.79	0.47
2:E:124:ILE:O	2:E:124:ILE:HG23	2.14	0.47
2:E:426:GLU:HB2	2:E:428:GLU:OE1	2.14	0.47
1:F:316:LEU:HD12	1:F:317:GLU:N	2.28	0.47
3:G:1133:LEU:HG	3:G:1139:ASN:ND2	2.28	0.47
3:G:1207:ALA:O	3:G:1210:ARG:NE	2.46	0.47
3:G:1949:SER:OG	3:G:1951:GLU:OE2	2.23	0.47
3:G:2205:GLN:O	3:G:2208:GLU:HG2	2.13	0.47
8:L:22:THR:O	8:L:24:ARG:NH1	2.47	0.47
2:A:131:TYR:HA	2:A:228:VAL:HG12	1.96	0.47
2:A:260:MET:SD	2:A:260:MET:N	2.87	0.47
9:N:27:PHE:HZ	10:O:41:VAL:HG22	1.79	0.47
9:N:57:ILE:HD11	10:O:73:ILE:HG21	1.95	0.47
1:B:301:VAL:HB	1:B:326:MET:CE	2.44	0.47
2:C:279:ILE:O	2:C:283:VAL:HG23	2.14	0.47
1:F:291:ILE:O	1:F:292:ILE:HD13	2.15	0.47
5:I:150:ASP:OD1	5:I:151:ALA:N	2.47	0.47
2:E:214:ASP:OD2	7:K:302:ARG:NE	2.47	0.47
5:I:92:VAL:O	5:I:92:VAL:HG23	2.14	0.47
6:J:298:VAL:HG12	6:J:299:LEU:N	2.28	0.47
7:K:291:VAL:HA	7:K:298:PRO:HA	1.95	0.47
8:L:399:ILE:O	8:L:402:SER:OG	2.27	0.47
1:B:27:HIS:O	1:B:29:ARG:NH1	2.47	0.47
1:F:160:LYS:O	1:F:162:THR:N	2.45	0.47
1:F:281:ALA:O	1:F:285:GLU:OE1	2.31	0.47
1:F:362:TYR:OH	11:F:501:ADP:N7	2.43	0.47
3:G:880:PHE:O	3:G:883:ASN:OD1	2.33	0.47
3:G:1874:GLN:O	3:G:1878:GLN:NE2	2.47	0.47
5:I:141:GLN:CB	5:I:145:LEU:HD13	2.43	0.47
8:L:262:PHE:CE1	8:L:266:VAL:HG21	2.50	0.47
1:B:260:LEU:O	2:C:272:THR:HG21	2.14	0.47
2:C:242:ASP:HA	2:C:245:VAL:HG12	1.96	0.47
1:D:161:LEU:HD21	1:D:163:LEU:HD21	1.96	0.47
1:D:216:ASP:OD1	1:D:217:ALA:N	2.47	0.47
2:E:192:TYR:HB2	2:E:203:GLN:HE22	1.78	0.47

Continued on next page...

Continued from previous page...

Atom-1	Atom-2	Interatomic distance (Å)	Clash overlap (Å)
2:E:393:HIS:CE1	2:E:397:ILE:HD11	2.48	0.47
3:G:2233:TYR:OH	4:H:445:LEU:O	2.31	0.47
6:J:180:LEU:HD12	6:J:184:ASP:HB2	1.96	0.47
8:L:171:ASP:HA	8:L:351:ALA:O	2.14	0.47
2:A:134:GLU:HA	2:A:163:THR:HG22	1.97	0.47
8:M:284:THR:OG1	8:M:296:ASP:OD1	2.31	0.47
1:B:331:GLY:O	1:B:344:HIS:N	2.42	0.47
2:C:180:LEU:HD22	2:C:200:VAL:HG11	1.97	0.47
2:C:191:ILE:HD12	2:C:193:ILE:HD11	1.97	0.47
2:C:437:PHE:HD2	1:D:355:LEU:HD22	1.80	0.47
1:D:103:ILE:HG23	1:D:298:ILE:HD12	1.97	0.47
1:D:443:MET:HE3	1:D:446:TYR:O	2.14	0.47
2:E:180:LEU:HD13	2:E:185:VAL:HG21	1.96	0.47
2:E:439:ASP:O	2:E:443:SER:OG	2.30	0.47
5:I:184:LYS:HD2	5:I:186:ARG:NE	2.30	0.47
6:J:34:ILE:O	6:J:55:GLY:N	2.45	0.47
6:J:159:VAL:HG22	6:J:160:THR:N	2.30	0.47
6:J:166:TYR:O	6:J:169:TYR:N	2.48	0.47
8:L:67:THR:HG22	8:L:69:TYR:CE1	2.49	0.47
8:L:275:ASP:OD1	8:L:276:GLU:N	2.48	0.47
2:A:75:GLY:H	11:A:501:ADP:H5'1	1.78	0.47
2:C:379:ALA:O	2:C:383:GLY:N	2.48	0.47
1:D:355:LEU:N	1:D:355:LEU:HD12	2.30	0.47
2:E:209:TYR:HA	7:K:286:VAL:HG23	1.96	0.47
2:E:343:ASP:OD1	2:E:343:ASP:C	2.53	0.47
3:G:1112:GLY:O	3:G:1244:LEU:HA	2.15	0.47
1:B:141:GLU:OE2	1:B:210:THR:N	2.47	0.47
2:C:259:MET:HE2	3:G:1876:LEU:CD2	2.45	0.47
2:E:172:LEU:HD12	2:E:176:ILE:HG21	1.97	0.47
2:E:215:LEU:HD23	1:F:172:TYR:HB3	1.97	0.47
3:G:1106:TYR:OH	3:G:1241:GLN:NE2	2.48	0.47
3:G:1147:VAL:HG12	3:G:1151:ASN:HB2	1.96	0.47
3:G:2234:VAL:CB	3:G:2242:THR:HG22	2.44	0.47
8:M:148:ALA:HB1	8:M:410:TRP:CG	2.49	0.47
1:D:435:ASP:C	2:E:360:ILE:HD11	2.35	0.47
2:E:66:VAL:HG12	2:E:359:MET:HB2	1.96	0.47
3:G:1095:GLN:OE1	3:G:1124:VAL:HG11	2.14	0.47
8:L:337:ASP:OD1	8:L:340:ILE:HG22	2.15	0.47
8:M:17:ASP:HB2	8:M:24:ARG:HB2	1.97	0.47
2:C:260:MET:SD	2:C:260:MET:C	2.93	0.46
1:D:416:ARG:NH2	1:D:420:GLU:O	2.48	0.46

Continued on next page...

Continued from previous page...

Atom-1	Atom-2	Interatomic distance (Å)	Clash overlap (Å)
2:E:294:LEU:HD23	2:E:294:LEU:H	1.79	0.46
8:L:166:THR:HG21	8:L:340:ILE:CD1	2.44	0.46
2:C:242:ASP:OD1	2:C:243:LEU:HD22	2.16	0.46
1:D:243:SER:N	1:D:246:GLU:OE1	2.31	0.46
1:F:142:VAL:HG21	1:F:145:ILE:CD1	2.46	0.46
3:G:882:SER:O	3:G:886:GLN:OE1	2.34	0.46
3:G:1217:VAL:HG22	3:G:1244:LEU:HD12	1.98	0.46
3:G:1833:PHE:O	3:G:1835:ILE:HD12	2.15	0.46
6:J:329:ILE:HG22	6:J:330:ILE:N	2.29	0.46
6:J:351:THR:O	6:J:354:GLN:HG2	2.16	0.46
7:K:271:ASP:OD1	7:K:271:ASP:C	2.54	0.46
2:A:87:LEU:HD13	2:A:91:VAL:HG11	1.98	0.46
9:N:19:ARG:HB3	9:N:29:VAL:HG21	1.98	0.46
1:D:295:VAL:HG22	1:D:323:VAL:HG12	1.96	0.46
2:E:230:LYS:HD3	2:E:232:LYS:H	1.81	0.46
1:F:129:VAL:HG12	1:F:130:ARG:N	2.31	0.46
3:G:799:LEU:HD13	5:I:230:LEU:CD2	2.46	0.46
3:G:832:TRP:HB2	5:I:72:LEU:HD23	1.98	0.46
4:H:438:TYR:O	4:H:439:ARG:NH2	2.48	0.46
2:A:221:VAL:O	2:A:221:VAL:HG23	2.16	0.46
2:A:307:LEU:HD12	2:A:311:CYS:CB	2.46	0.46
10:O:114:GLY:O	10:O:118:VAL:HG23	2.14	0.46
1:B:75:ILE:HG22	1:B:83:LYS:HG2	1.98	0.46
2:E:122:LEU:HD11	2:E:238:VAL:HG22	1.97	0.46
6:J:297:THR:O	6:J:330:ILE:HB	2.15	0.46
8:L:83:GLU:O	8:L:85:ILE:HG23	2.15	0.46
2:A:131:TYR:HB2	2:A:193:ILE:HG23	1.97	0.46
2:A:172:LEU:HG	2:A:176:ILE:HD13	1.97	0.46
8:M:357:ILE:HB	8:M:360:PHE:HB2	1.97	0.46
3:G:833:LYS:HD3	6:J:375:PHE:HB2	1.97	0.46
3:G:1074:ARG:O	3:G:1097:ILE:HD12	2.14	0.46
3:G:1905:ILE:HG13	3:G:1906:LEU:N	2.31	0.46
2:E:102:TYR:OH	2:E:339:ARG:NH1	2.48	0.46
2:E:415:LEU:HD23	2:E:415:LEU:O	2.15	0.46
1:F:111:LEU:HD12	1:F:111:LEU:N	2.31	0.46
3:G:778:GLU:HG2	3:G:779:ASN:N	2.31	0.46
3:G:1331:ARG:HB2	3:G:1895:PHE:CD2	2.50	0.46
6:J:138:ALA:HB1	6:J:152:VAL:HG11	1.97	0.46
6:J:207:GLU:O	6:J:210:ARG:NH2	2.49	0.46
7:K:57:VAL:HG13	9:N:19:ARG:NH2	2.29	0.46
2:A:106:ILE:HD11	2:A:268:LYS:O	2.15	0.46

Continued on next page...

Continued from previous page...

Atom-1	Atom-2	Interatomic distance (Å)	Clash overlap (Å)
1:F:452:PHE:O	1:F:453:ASN:HB3	2.15	0.46
3:G:1142:PRO:HB3	3:G:1191:PHE:CD1	2.50	0.46
3:G:1217:VAL:HG22	3:G:1244:LEU:HB2	1.98	0.46
3:G:1256:LEU:HA	3:G:1259:TRP:NE1	2.30	0.46
3:G:1989:VAL:HA	3:G:2018:ILE:HG23	1.97	0.46
7:K:213:THR:O	7:K:266:ILE:HD13	2.16	0.46
2:A:337:VAL:HA	2:A:345:THR:HG22	1.98	0.46
2:E:152:LYS:HB3	7:K:268:PHE:CZ	2.51	0.46
3:G:837:ALA:O	3:G:841:VAL:HG23	2.16	0.46
3:G:1216:LEU:HB3	3:G:1243:ARG:HA	1.97	0.46
6:J:242:LEU:O	6:J:245:GLY:N	2.40	0.46
2:A:124:ILE:HG22	2:A:125:LYS:N	2.31	0.46
8:M:17:ASP:O	8:M:23:VAL:HG13	2.15	0.46
2:C:260:MET:HE2	2:A:263:LEU:HD22	1.98	0.46
1:D:442:TYR:CD2	2:E:362:ARG:NE	2.84	0.46
2:E:259:MET:O	2:E:263:LEU:HD13	2.16	0.46
1:F:192:VAL:HG12	1:F:205:LEU:HD22	1.98	0.46
1:F:247:ILE:HD12	1:F:247:ILE:H	1.79	0.46
3:G:1262:VAL:HG22	3:G:1299:VAL:HB	1.97	0.46
9:N:93:ASP:O	9:N:96:LEU:N	2.49	0.46
8:M:157:LEU:O	8:M:161:ALA:N	2.41	0.46
8:M:256:ASN:O	8:M:259:ILE:HG12	2.15	0.46
2:C:159:ILE:HG23	2:C:159:ILE:O	2.16	0.46
2:E:190:VAL:HG11	2:E:224:PRO:CD	2.45	0.46
3:G:1990:PHE:H	3:G:2018:ILE:HG23	1.81	0.46
6:J:119:MET:SD	6:J:120:THR:N	2.89	0.46
8:L:282:MET:HE1	8:L:283:PRO:O	2.15	0.46
2:A:117:ARG:HD3	2:A:276:ARG:HH21	1.81	0.46
9:N:68:LEU:HD13	9:N:93:ASP:HB2	1.97	0.46
1:D:19:ILE:HD11	2:E:283:VAL:HG12	1.97	0.45
1:D:161:LEU:HB2	1:D:174:LEU:HD21	1.97	0.45
1:D:430:TYR:O	1:D:438:ARG:NH1	2.48	0.45
2:E:256:ILE:HG21	3:G:1876:LEU:HD12	1.97	0.45
2:E:306:MET:HE2	1:F:307:GLU:HA	1.98	0.45
1:B:63:ILE:HD11	1:B:323:VAL:HG11	1.97	0.45
1:D:138:ILE:HG22	1:D:233:GLN:CA	2.47	0.45
1:D:192:VAL:CG1	1:D:205:LEU:HD11	2.47	0.45
1:D:411:LEU:HD22	2:E:54:GLU:HG2	1.96	0.45
1:D:447:GLN:OE1	1:D:447:GLN:N	2.45	0.45
2:E:336:CYS:SG	2:E:337:VAL:N	2.89	0.45
3:G:1123:THR:HG21	3:G:1158:GLU:CD	2.37	0.45

Continued on next page...

Continued from previous page...

Atom-1	Atom-2	Interatomic distance (Å)	Clash overlap (Å)
3:G:1952:GLN:O	3:G:1956:LEU:HD13	2.16	0.45
8:L:11:VAL:O	8:L:13:ALA:N	2.46	0.45
8:L:172:SER:N	8:L:351:ALA:O	2.49	0.45
8:L:320:ASN:OD1	8:L:321:THR:N	2.49	0.45
8:M:210:PHE:CD2	8:M:259:ILE:HG22	2.50	0.45
2:E:135:VAL:O	2:E:135:VAL:HG13	2.16	0.45
3:G:883:ASN:HA	3:G:886:GLN:OE1	2.15	0.45
8:L:158:THR:O	8:L:161:ALA:HB3	2.17	0.45
2:A:76:LYS:N	11:A:501:ADP:O1B	2.44	0.45
9:N:56:ALA:HB2	10:O:117:ALA:HB3	1.98	0.45
2:C:131:TYR:O	2:C:193:ILE:N	2.39	0.45
1:D:68:ILE:HG22	1:D:69:ALA:N	2.32	0.45
6:J:89:THR:HA	6:J:93:GLU:OE1	2.16	0.45
7:K:273:THR:O	7:K:277:TRP:HB3	2.17	0.45
8:L:79:ARG:HB2	8:L:82:MET:SD	2.56	0.45
8:L:124:GLU:N	8:L:152:CYS:O	2.49	0.45
8:L:249:SER:OG	8:L:250:TRP:N	2.50	0.45
10:O:99:ARG:CD	10:O:111:VAL:HG21	2.46	0.45
1:B:82:GLY:O	1:B:85:ALA:HB3	2.15	0.45
1:B:324:LEU:HD12	1:B:325:ILE:H	1.81	0.45
2:C:237:ASP:N	2:C:237:ASP:OD1	2.49	0.45
2:C:415:LEU:HD11	1:D:62:MET:HB3	1.98	0.45
1:D:371:LEU:HD12	1:D:391:THR:HG22	1.97	0.45
2:E:193:ILE:HD12	2:E:200:VAL:HG12	1.97	0.45
2:E:383:GLY:O	2:E:384:ILE:HD13	2.17	0.45
3:G:1265:LEU:HD22	3:G:1303:PHE:CE2	2.51	0.45
5:I:149:ASP:OD2	5:I:152:TRP:HB2	2.17	0.45
5:I:169:LEU:O	5:I:169:LEU:CD2	2.61	0.45
9:N:57:ILE:HG21	10:O:98:VAL:HG21	1.99	0.45
1:B:385:ASP:OD1	1:B:386:ALA:N	2.49	0.45
2:C:256:ILE:CB	3:G:1865:LEU:HD13	2.47	0.45
2:C:443:SER:O	2:C:447:LEU:HG	2.16	0.45
2:E:210:ALA:HA	2:E:213:PHE:CG	2.52	0.45
1:F:299:ASP:OD1	1:F:300:GLU:N	2.50	0.45
3:G:1277:PRO:O	3:G:1278:LEU:HB2	2.17	0.45
2:A:193:ILE:HG23	2:A:193:ILE:O	2.17	0.45
9:N:60:TYR:CZ	10:O:109:HIS:HB3	2.51	0.45
10:O:51:ASP:OD1	10:O:51:ASP:N	2.50	0.45
8:M:407:GLN:HA	8:M:410:TRP:CZ3	2.51	0.45
1:B:171:ILE:O	1:B:171:ILE:HG22	2.17	0.45
1:D:160:LYS:HE3	1:D:171:ILE:HG12	1.98	0.45

Continued on next page...

Continued from previous page...

Atom-1	Atom-2	Interatomic distance (Å)	Clash overlap (Å)
2:E:369:GLN:O	2:E:373:GLN:HG3	2.17	0.45
3:G:1293:VAL:HA	3:G:1296:LEU:CB	2.47	0.45
3:G:1988:VAL:HG12	3:G:1989:VAL:N	2.32	0.45
6:J:313:MET:SD	6:J:317:ILE:HD12	2.57	0.45
8:M:377:ARG:HG3	8:M:377:ARG:O	2.16	0.45
1:D:31:LEU:HD11	1:D:90:MET:SD	2.56	0.45
2:E:43:GLU:HG2	2:E:44:ASN:N	2.31	0.45
3:G:1920:LEU:HD12	3:G:1990:PHE:HD1	1.81	0.45
6:J:246:GLN:NE2	6:J:247:VAL:O	2.49	0.45
8:L:11:VAL:HG12	8:L:12:GLY:N	2.32	0.45
6:J:342:GLY:O	6:J:346:LEU:HD23	2.16	0.45
9:N:40:THR:HG21	9:N:46:VAL:CG2	2.47	0.45
1:B:74:LEU:HD12	1:B:75:ILE:N	2.31	0.45
1:B:74:LEU:HB2	1:B:354:LEU:HD21	1.99	0.45
1:B:111:LEU:HD12	1:B:112:GLU:N	2.32	0.45
2:C:75:GLY:O	2:C:78:ALA:HB3	2.16	0.45
2:C:201:LYS:HE2	3:G:1887:PHE:CZ	2.52	0.45
2:E:383:GLY:C	2:E:384:ILE:HD13	2.38	0.45
3:G:877:ILE:HG22	3:G:881:TRP:CD1	2.52	0.45
6:J:113:LYS:NZ	8:L:30:GLU:OE2	2.45	0.45
6:J:242:LEU:HD12	6:J:246:GLN:HB3	1.99	0.45
2:A:173:ASP:H	2:A:176:ILE:HD12	1.81	0.45
8:M:284:THR:HG21	8:M:298:GLY:HA2	1.98	0.45
1:B:242:VAL:HG13	1:B:246:GLU:HB2	1.99	0.44
1:B:321:ALA:O	2:A:14:ARG:NH2	2.42	0.44
2:E:164:ALA:HB3	2:E:225:LYS:HA	1.98	0.44
1:F:229:ASP:OD1	1:F:230:GLY:N	2.50	0.44
3:G:833:LYS:HE2	6:J:375:PHE:HB2	1.98	0.44
3:G:1069:PRO:CB	3:G:1077:THR:HG21	2.47	0.44
3:G:1142:PRO:O	3:G:1143:HIS:O	2.35	0.44
3:G:1832:ALA:HB1	3:G:1883:ARG:NH2	2.32	0.44
5:I:105:ARG:NH1	8:L:408:GLN:O	2.50	0.44
5:I:133:VAL:HG22	5:I:134:GLN:H	1.81	0.44
5:I:190:ASP:O	5:I:193:GLU:HG2	2.17	0.44
6:J:113:LYS:HZ3	8:L:27:TYR:HB3	1.82	0.44
8:L:18:ILE:HG12	8:L:23:VAL:HG13	1.99	0.44
8:M:309:PHE:HZ	8:M:364:LEU:HD22	1.82	0.44
1:B:404:GLN:OE1	2:C:359:MET:CE	2.65	0.44
2:C:97:VAL:O	2:C:100:GLU:HG3	2.16	0.44
2:C:242:ASP:OD1	2:C:243:LEU:N	2.50	0.44
2:C:271:ILE:HD12	2:C:271:ILE:N	2.33	0.44

Continued on next page...

Continued from previous page...

Atom-1	Atom-2	Interatomic distance (Å)	Clash overlap (Å)
1:D:176:THR:HA	1:D:179:ILE:HD12	1.99	0.44
2:E:75:GLY:HA3	11:E:501:ADP:C5	2.53	0.44
2:E:181:GLN:HG2	7:K:277:TRP:CZ3	2.51	0.44
1:F:157:LYS:O	1:F:174:LEU:N	2.45	0.44
1:F:441:GLN:O	1:F:444:LYS:HB3	2.17	0.44
3:G:1205:LEU:HD22	3:G:1230:ARG:HE	1.81	0.44
1:B:114:SER:OG	1:B:267:GLU:OE2	2.24	0.44
2:C:192:TYR:CB	2:C:201:LYS:HZ1	2.31	0.44
2:C:435:GLU:O	2:C:438:TYR:OH	2.21	0.44
2:E:73:GLY:O	11:E:501:ADP:N7	2.51	0.44
1:F:358:SER:O	1:F:359:THR:HG23	2.18	0.44
3:G:811:HIS:O	3:G:814:TYR:N	2.50	0.44
3:G:1113:ILE:HD11	3:G:1265:LEU:HD11	2.00	0.44
3:G:1116:ASP:OD2	3:G:1125:GLN:NE2	2.47	0.44
3:G:1245:LEU:HD22	3:G:1261:MET:SD	2.57	0.44
3:G:1337:GLU:O	3:G:1341:LEU:HD23	2.17	0.44
6:J:210:ARG:NH1	6:J:214:GLU:OE1	2.51	0.44
6:J:339:VAL:HG13	6:J:340:TRP:N	2.33	0.44
7:K:214:TYR:HD1	7:K:266:ILE:HD11	1.83	0.44
7:K:282:ARG:HD3	7:K:283:PRO:O	2.17	0.44
2:A:108:LYS:HE2	2:A:311:CYS:SG	2.57	0.44
1:B:314:ARG:HD3	2:A:97:VAL:HG13	1.99	0.44
1:D:32:GLY:O	1:D:53:ARG:NH2	2.51	0.44
1:D:329:ASN:OD1	1:D:330:ARG:NH1	2.50	0.44
2:E:169:GLN:C	2:E:170:LEU:HD22	2.37	0.44
1:F:134:GLU:OE1	1:F:237:GLU:N	2.50	0.44
1:F:386:ALA:HA	1:F:389:VAL:HG22	1.99	0.44
3:G:1168:ILE:HG22	3:G:1169:LEU:N	2.33	0.44
6:J:124:PHE:HA	6:J:132:MET:HE1	1.98	0.44
8:M:203:THR:HB	8:M:259:ILE:HD12	1.98	0.44
1:D:160:LYS:CE	1:D:171:ILE:HG12	2.48	0.44
1:D:314:ARG:HA	1:D:317:GLU:OE1	2.17	0.44
2:E:14:ARG:HE	1:F:68:ILE:N	2.14	0.44
2:E:123:ARG:HG3	2:E:235:ILE:HD11	1.99	0.44
2:E:178:GLU:O	2:E:181:GLN:HB3	2.17	0.44
2:E:184:ARG:NE	2:E:184:ARG:HA	2.32	0.44
2:E:284:ASN:HA	2:E:287:ILE:HG22	2.00	0.44
1:F:83:LYS:NZ	11:F:501:ADP:O2B	2.46	0.44
1:F:441:GLN:NE2	1:F:445:GLU:OE1	2.51	0.44
3:G:1229:GLU:HA	3:G:1232:TRP:HB2	2.00	0.44
3:G:1826:ASP:O	3:G:1829:ASP:OD1	2.35	0.44

Continued on next page...

Continued from previous page...

Atom-1	Atom-2	Interatomic distance (Å)	Clash overlap (Å)
6:J:95:ARG:HG3	6:J:95:ARG:O	2.17	0.44
8:L:172:SER:HB3	8:L:355:THR:HG23	1.99	0.44
1:B:269:LYS:O	1:B:272:VAL:HG22	2.17	0.44
2:E:180:LEU:CD1	2:E:185:VAL:HG21	2.47	0.44
2:E:384:ILE:HD12	2:E:414:ASN:HD21	1.78	0.44
1:F:19:ILE:HG22	2:A:323:ILE:HG21	1.98	0.44
6:J:239:SER:HB2	6:J:247:VAL:CG2	2.47	0.44
8:L:156:VAL:HG12	8:L:160:PHE:CZ	2.53	0.44
2:A:273:ASP:OD1	2:A:274:LYS:N	2.50	0.44
9:N:19:ARG:HB3	9:N:29:VAL:CG2	2.47	0.44
9:N:81:ILE:CG2	10:O:54:ILE:HD12	2.48	0.44
10:O:80:LEU:HD22	10:O:93:GLU:HG3	2.00	0.44
8:M:337:ASP:O	8:M:341:ARG:NE	2.44	0.44
1:B:31:LEU:HD21	1:B:90:MET:HE1	2.00	0.44
1:B:300:GLU:OE1	1:B:302:HIS:NE2	2.42	0.44
2:E:127:THR:HA	2:E:233:GLU:HA	2.00	0.44
2:E:350:ILE:HB	2:E:355:LEU:HD21	1.98	0.44
3:G:1342:GLN:O	3:G:1345:THR:OG1	2.33	0.44
6:J:152:VAL:HA	6:J:298:VAL:HB	2.00	0.44
6:J:330:ILE:HG22	6:J:332:PRO:HD3	2.00	0.44
7:K:36:GLY:O	10:O:61:ILE:HD11	2.18	0.44
8:M:285:VAL:HG22	8:M:286:HIS:H	1.83	0.44
1:B:161:LEU:HD12	1:B:162:THR:N	2.33	0.44
2:C:182:LYS:CE	3:G:1878:GLN:OE1	2.65	0.44
2:C:254:GLN:OE1	3:G:1877:ARG:NH1	2.49	0.44
1:D:107:GLU:HG2	2:E:109:THR:HG21	1.99	0.44
2:E:415:LEU:HD13	1:F:62:MET:HB3	2.00	0.44
1:F:249:VAL:HG21	1:F:260:LEU:CD1	2.44	0.44
3:G:822:MET:SD	3:G:822:MET:C	2.96	0.44
6:J:99:GLU:HA	6:J:129:THR:HA	2.00	0.44
6:J:136:ILE:HG22	6:J:138:ALA:H	1.83	0.44
6:J:205:GLU:OE1	6:J:205:GLU:N	2.44	0.44
2:A:346:SER:O	2:A:349:GLY:N	2.41	0.44
9:N:86:LEU:HD22	10:O:62:MET:HE2	1.96	0.44
1:B:397:THR:OG1	1:B:398:SER:N	2.51	0.44
1:B:424:ASP:N	1:B:424:ASP:OD1	2.51	0.44
1:D:314:ARG:O	1:D:314:ARG:CD	2.66	0.44
1:F:134:GLU:HG3	1:F:136:GLU:OE1	2.18	0.44
3:G:776:THR:OG1	3:G:777:LEU:N	2.50	0.44
3:G:807:ARG:HG3	5:I:169:LEU:HD22	1.98	0.44
3:G:1075:VAL:HG23	3:G:1312:VAL:HG12	2.00	0.44

Continued on next page...

Continued from previous page...

Atom-1	Atom-2	Interatomic distance (Å)	Clash overlap (Å)
3:G:1123:THR:HG23	3:G:1155:TRP:CE3	2.52	0.44
3:G:1402:ARG:NE	3:G:1402:ARG:O	2.51	0.44
7:K:44:ASP:OD1	7:K:45:GLU:N	2.51	0.44
2:A:44:ASN:OD1	2:A:45:ALA:N	2.48	0.44
2:A:295:VAL:HG23	2:A:295:VAL:O	2.17	0.44
8:M:149:PHE:O	8:M:411:ILE:N	2.36	0.44
1:B:107:GLU:OE1	1:B:107:GLU:N	2.40	0.43
1:D:362:TYR:OH	11:D:501:ADP:N7	2.37	0.43
2:E:179:SER:O	2:E:182:LYS:HB3	2.18	0.43
1:F:68:ILE:HG21	1:F:71:ARG:CZ	2.47	0.43
1:F:384:GLU:HG2	1:F:385:ASP:N	2.33	0.43
2:A:56:ILE:HD13	2:A:298:VAL:HG21	2.00	0.43
2:E:96:MET:HB3	2:E:301:VAL:HG22	2.00	0.43
2:E:169:GLN:O	2:E:170:LEU:HD22	2.18	0.43
1:F:242:VAL:CG2	1:F:247:ILE:HD11	2.48	0.43
3:G:1852:PRO:CD	3:G:1853:LEU:N	2.81	0.43
8:L:271:ASP:O	8:L:366:ARG:HD2	2.18	0.43
8:L:345:TYR:CD2	8:L:376:MET:HG3	2.53	0.43
2:A:167:THR:O	2:A:168:LYS:NZ	2.33	0.43
8:M:304:ILE:HB	8:M:305:PRO:HD3	2.00	0.43
1:D:254:THR:O	1:D:255:GLN:CB	2.66	0.43
8:L:180:ILE:CG2	8:L:187:VAL:HG13	2.49	0.43
2:A:260:MET:HG2	2:A:264:MET:HE1	2.00	0.43
2:C:206:CYS:SG	2:C:207:ASP:N	2.91	0.43
1:D:38:GLU:OE2	1:D:54:ARG:NH2	2.51	0.43
2:E:96:MET:HE1	2:E:115:ASN:OD1	2.17	0.43
3:G:833:LYS:CD	6:J:375:PHE:HB2	2.49	0.43
3:G:863:GLN:NE2	3:G:864:SER:OG	2.51	0.43
3:G:1354:PHE:HA	3:G:1357:VAL:HG12	1.99	0.43
3:G:2263:ASP:OD1	3:G:2270:TYR:CE2	2.71	0.43
6:J:10:VAL:HG12	6:J:12:ASN:OD1	2.18	0.43
8:L:166:THR:HG21	8:L:340:ILE:CG1	2.49	0.43
8:M:410:TRP:HD1	8:M:412:SER:N	2.16	0.43
1:B:238:VAL:HG13	1:B:238:VAL:O	2.18	0.43
2:C:249:ARG:O	2:C:251:GLN:OE1	2.36	0.43
1:D:196:ASP:O	1:D:200:GLY:N	2.45	0.43
2:E:136:THR:OG1	2:E:160:GLY:O	2.37	0.43
2:E:371:MET:O	2:E:375:ILE:HD12	2.19	0.43
1:F:220:SER:CB	2:A:176:ILE:HD11	2.49	0.43
3:G:1331:ARG:NH2	3:G:1375:GLU:OE1	2.51	0.43
7:K:57:VAL:HG12	9:N:30:GLY:CA	2.48	0.43

Continued on next page...

Continued from previous page...

Atom-1	Atom-2	Interatomic distance (Å)	Clash overlap (Å)
8:L:107:TYR:OH	8:L:115:ALA:CB	2.66	0.43
8:L:284:THR:CB	8:L:296:ASP:HB3	2.49	0.43
2:A:208:THR:OG1	2:A:218:GLU:OE2	2.35	0.43
8:M:384:ASN:HA	8:M:389:ARG:CZ	2.48	0.43
1:B:56:ALA:HB1	1:B:90:MET:CE	2.49	0.43
1:B:103:ILE:HD11	1:B:107:GLU:HG2	2.00	0.43
2:C:126:GLU:HB3	2:C:234:ILE:CG1	2.47	0.43
2:C:369:GLN:O	2:C:373:GLN:HG3	2.18	0.43
1:F:168:MET:HE1	7:K:301:TYR:CD1	2.53	0.43
3:G:1433:LYS:HG3	3:G:1434:LYS:N	2.34	0.43
3:G:1988:VAL:H	3:G:2016:ILE:HG12	1.84	0.43
4:H:457:ARG:NH2	4:H:465:VAL:HG11	2.34	0.43
6:J:16:MET:SD	6:J:16:MET:N	2.92	0.43
6:J:370:VAL:HG13	6:J:371:HIS:CD2	2.53	0.43
8:L:83:GLU:OE1	8:L:83:GLU:HA	2.19	0.43
2:C:130:VAL:HG12	2:C:131:TYR:N	2.34	0.43
2:C:294:LEU:HD23	2:C:296:PRO:HD3	2.01	0.43
2:E:411:THR:N	2:E:412:PRO:HD2	2.33	0.43
1:F:316:LEU:HD11	1:F:353:ARG:HD3	2.00	0.43
3:G:890:ILE:HD13	3:G:893:ARG:HD2	2.00	0.43
3:G:1233:GLU:O	3:G:1236:PHE:N	2.51	0.43
3:G:1262:VAL:O	3:G:1266:VAL:N	2.48	0.43
3:G:1442:GLU:OE1	3:G:1750:LEU:HD22	2.19	0.43
4:H:439:ARG:N	4:H:456:ARG:HH21	2.16	0.43
6:J:190:MET:SD	6:J:200:PHE:HB2	2.59	0.43
8:L:15:VAL:HG23	8:L:394:TRP:NE1	2.34	0.43
2:A:136:THR:OG1	2:A:163:THR:HB	2.18	0.43
8:M:93:VAL:HG13	8:M:99:PHE:HB2	1.99	0.43
2:C:66:VAL:HG12	2:C:67:LEU:N	2.34	0.43
2:C:75:GLY:O	2:C:78:ALA:N	2.51	0.43
2:C:172:LEU:HD11	2:C:176:ILE:CG2	2.48	0.43
2:C:263:LEU:HD12	2:C:264:MET:N	2.34	0.43
1:D:295:VAL:HG22	1:D:323:VAL:CG1	2.49	0.43
2:E:156:HIS:HB2	2:E:172:LEU:O	2.19	0.43
1:F:144:GLU:O	1:F:160:LYS:O	2.37	0.43
3:G:1142:PRO:O	3:G:1143:HIS:C	2.57	0.43
3:G:1336:TYR:HB2	3:G:1367:ILE:HG21	2.01	0.43
8:L:78:PRO:C	8:L:79:ARG:HD2	2.39	0.43
8:L:215:ILE:HG22	8:L:216:GLU:O	2.18	0.43
2:A:350:ILE:HB	2:A:355:LEU:HD21	2.01	0.43
10:O:99:ARG:HG2	10:O:111:VAL:HG21	2.01	0.43

Continued on next page...

Continued from previous page...

Atom-1	Atom-2	Interatomic distance (Å)	Clash overlap (Å)
8:M:175:THR:O	8:M:175:THR:CG2	2.67	0.43
1:B:145:ILE:HG21	1:B:185:ASP:O	2.19	0.43
1:B:430:TYR:CZ	1:B:438:ARG:CZ	3.02	0.43
3:G:822:MET:HB3	3:G:822:MET:HE3	1.86	0.43
3:G:1145:VAL:HG23	3:G:1195:ILE:HG23	2.01	0.43
3:G:1209:THR:HG22	3:G:1209:THR:O	2.19	0.43
3:G:1844:SER:OG	3:G:1846:ARG:NH1	2.52	0.43
1:B:399:LEU:HD11	1:B:403:ILE:HD11	2.01	0.43
1:B:442:TYR:HA	1:B:445:GLU:OE1	2.19	0.43
2:E:114:GLU:OE1	2:E:241:HIS:ND1	2.52	0.43
2:E:140:PRO:HB2	2:E:154:ILE:HG22	2.00	0.43
3:G:1144:LEU:HB3	3:G:1216:LEU:HA	2.00	0.43
5:I:160:LEU:HD23	5:I:161:PHE:CE1	2.54	0.43
6:J:298:VAL:CG1	6:J:299:LEU:N	2.82	0.43
2:A:136:THR:HA	2:A:188:GLY:N	2.34	0.43
2:A:190:VAL:HG22	2:A:221:VAL:HB	2.00	0.43
8:M:341:ARG:N	8:M:342:PRO:HD2	2.33	0.43
8:M:349:ILE:HG22	8:M:350:VAL:N	2.33	0.43
8:M:407:GLN:HA	8:M:410:TRP:CH2	2.54	0.43
1:B:146:GLN:O	1:B:161:LEU:HD13	2.18	0.42
2:C:256:ILE:HG21	3:G:1865:LEU:HD13	2.01	0.42
2:E:432:GLU:HA	2:E:435:GLU:HG3	2.01	0.42
1:F:142:VAL:HG13	1:F:142:VAL:O	2.18	0.42
1:F:245:HIS:O	1:F:249:VAL:HG22	2.19	0.42
3:G:828:GLN:OE1	5:I:72:LEU:HD22	2.19	0.42
3:G:1859:ARG:O	3:G:1859:ARG:HD3	2.19	0.42
6:J:90:PHE:HD1	6:J:94:LEU:HD12	1.84	0.42
2:A:346:SER:OG	2:A:350:ILE:N	2.52	0.42
8:M:133:ARG:HB3	8:M:424:VAL:HG21	2.01	0.42
1:B:22:ILE:HG23	1:B:22:ILE:O	2.20	0.42
1:B:142:VAL:HG22	1:B:144:GLU:O	2.19	0.42
2:C:372:LYS:HG3	2:C:391:LEU:HD21	2.02	0.42
2:E:137:GLU:OE2	2:E:160:GLY:N	2.52	0.42
2:E:337:VAL:HA	2:E:345:THR:HG22	2.01	0.42
3:G:800:PRO:O	3:G:801:LYS:HB2	2.19	0.42
3:G:1218:ILE:HG22	3:G:1221:MET:HE2	2.00	0.42
3:G:1328:LEU:N	3:G:1328:LEU:HD12	2.35	0.42
3:G:1865:LEU:HD12	3:G:1866:ARG:N	2.33	0.42
3:G:1933:PHE:CE2	3:G:1937:HIS:CE1	3.07	0.42
6:J:8:LEU:HD11	6:J:101:HIS:HB2	2.01	0.42
7:K:49:ASP:HB3	10:O:39:ILE:HD11	2.01	0.42

Continued on next page...

Continued from previous page...

Atom-1	Atom-2	Interatomic distance (Å)	Clash overlap (Å)
9:N:52:VAL:HG11	10:O:117:ALA:O	2.19	0.42
8:M:16:PHE:HB2	8:M:122:MET:HE1	2.01	0.42
8:M:131:ALA:HA	8:M:134:GLU:OE1	2.19	0.42
1:B:137:ILE:O	1:B:137:ILE:HG23	2.19	0.42
1:B:332:ILE:HD13	1:B:343:PRO:CA	2.49	0.42
1:B:400:ARG:CZ	2:C:357:ARG:HG2	2.48	0.42
2:C:141:CYS:N	2:C:156:HIS:O	2.52	0.42
2:E:307:LEU:HD12	2:E:311:CYS:CB	2.49	0.42
1:F:179:ILE:O	1:F:183:THR:HG23	2.20	0.42
1:F:220:SER:OG	1:F:221:GLN:N	2.52	0.42
3:G:1932:MET:N	3:G:1932:MET:HE3	2.34	0.42
4:H:437:ARG:O	4:H:456:ARG:NH2	2.53	0.42
5:I:164:SER:O	5:I:168:ASP:N	2.50	0.42
6:J:16:MET:SD	6:J:18:LYS:NZ	2.92	0.42
6:J:86:TRP:HZ3	6:J:122:ILE:HG21	1.84	0.42
7:K:215:HIS:NE2	7:K:217:VAL:HG12	2.34	0.42
7:K:273:THR:O	7:K:277:TRP:HB2	2.19	0.42
8:L:266:VAL:O	8:L:266:VAL:HG12	2.18	0.42
8:L:418:GLU:OE1	8:L:419:GLY:N	2.53	0.42
2:A:157:VAL:HA	2:A:177:PHE:CZ	2.54	0.42
2:C:55:LEU:HD23	2:C:55:LEU:C	2.39	0.42
2:C:74:THR:HB	2:C:363:THR:HG21	2.00	0.42
1:D:430:TYR:O	1:D:438:ARG:NH2	2.49	0.42
2:E:47:GLU:O	2:E:51:VAL:HG23	2.20	0.42
3:G:781:VAL:HG12	3:G:785:ILE:HD12	2.01	0.42
3:G:1144:LEU:O	3:G:1145:VAL:HG13	2.19	0.42
3:G:1152:ILE:HD12	3:G:1172:ILE:HD11	2.02	0.42
6:J:190:MET:SD	6:J:190:MET:C	2.98	0.42
7:K:58:ASP:OD1	9:N:34:ARG:NH1	2.52	0.42
8:L:329:VAL:O	8:L:333:VAL:HG23	2.18	0.42
8:L:422:GLN:OE1	8:L:422:GLN:N	2.53	0.42
2:A:191:ILE:HG13	2:A:191:ILE:O	2.20	0.42
9:N:94:GLU:HA	9:N:97:ASP:HB3	2.00	0.42
1:B:141:GLU:OE1	1:B:211:ARG:N	2.53	0.42
2:C:129:GLU:HG2	2:C:195:ALA:HB3	2.01	0.42
1:D:194:THR:C	1:D:202:ILE:HD12	2.39	0.42
1:D:303:MET:SD	2:E:313:THR:HG21	2.59	0.42
1:F:162:THR:HA	1:F:170:THR:O	2.19	0.42
1:F:397:THR:OG1	1:F:398:SER:N	2.53	0.42
3:G:811:HIS:CE1	5:I:130:ASN:HA	2.54	0.42
3:G:836:ALA:O	3:G:840:LEU:HD23	2.20	0.42

Continued on next page...

Continued from previous page...

Atom-1	Atom-2	Interatomic distance (Å)	Clash overlap (Å)
3:G:1127:ILE:HG22	3:G:1163:CYS:SG	2.59	0.42
3:G:1243:ARG:HB3	3:G:1264:PHE:CE2	2.55	0.42
8:L:201:PHE:O	8:L:205:GLN:HG2	2.18	0.42
2:A:87:LEU:HD22	2:A:91:VAL:HG21	2.02	0.42
2:A:174:PRO:HA	2:A:177:PHE:CD1	2.54	0.42
10:O:77:ALA:HB2	10:O:94:ILE:HD13	2.00	0.42
1:D:142:VAL:O	1:D:190:GLY:N	2.43	0.42
1:F:132:LYS:HA	1:F:239:VAL:HA	2.00	0.42
1:F:207:ARG:CZ	1:F:211:ARG:HG3	2.49	0.42
1:F:389:VAL:HG21	1:F:423:VAL:HG23	2.01	0.42
1:F:412:VAL:HG21	1:F:429:VAL:HG22	2.00	0.42
3:G:1403:ASP:CG	2:A:201:LYS:HZ1	2.15	0.42
3:G:1433:LYS:O	3:G:1434:LYS:C	2.57	0.42
3:G:1859:ARG:HA	3:G:1859:ARG:NE	2.34	0.42
6:J:54:VAL:HG21	6:J:88:HIS:CB	2.49	0.42
6:J:102:PRO:HB3	6:J:131:ALA:HB3	2.02	0.42
6:J:205:GLU:O	6:J:209:VAL:HG23	2.20	0.42
7:K:292:CYS:SG	7:K:310:TYR:HA	2.60	0.42
8:L:284:THR:HB	8:L:296:ASP:HB3	2.01	0.42
2:A:137:GLU:OE2	2:A:161:LEU:HA	2.20	0.42
8:M:267:LEU:HB3	8:M:305:PRO:HG3	2.00	0.42
2:C:291:ILE:HG13	2:C:292:ALA:N	2.35	0.42
2:E:15:ILE:CG2	1:F:68:ILE:HG23	2.49	0.42
2:E:68:LEU:HD13	2:E:361:ILE:HB	2.01	0.42
2:E:443:SER:HA	2:E:446:ILE:HG22	2.01	0.42
1:F:430:TYR:CZ	1:F:438:ARG:CZ	3.03	0.42
3:G:1255:PHE:O	3:G:1259:TRP:CD1	2.72	0.42
8:L:385:THR:O	8:L:388:GLU:HG2	2.20	0.42
8:M:338:ILE:HG23	8:M:339:ASP:N	2.35	0.42
1:B:81:THR:HG1	1:B:83:LYS:HZ2	1.65	0.42
2:C:50:GLY:O	2:C:53:VAL:HG22	2.20	0.42
1:D:193:ILE:HG13	1:D:202:ILE:HD11	2.02	0.42
1:D:193:ILE:CG1	1:D:202:ILE:HD11	2.48	0.42
2:E:158:ILE:HD12	2:E:169:GLN:OE1	2.19	0.42
1:F:78:GLN:HB2	1:F:81:THR:HG21	2.02	0.42
1:F:111:LEU:N	1:F:112:GLU:OE1	2.52	0.42
1:F:171:ILE:O	1:F:172:TYR:CD2	2.73	0.42
1:F:246:GLU:OE1	1:F:246:GLU:N	2.48	0.42
5:I:78:GLN:NE2	6:J:361:GLU:OE1	2.49	0.42
5:I:146:TYR:CG	5:I:205:VAL:HG21	2.55	0.42
6:J:267:LEU:HD12	6:J:267:LEU:N	2.34	0.42

Continued on next page...

Continued from previous page...

Atom-1	Atom-2	Interatomic distance (Å)	Clash overlap (Å)
8:L:167:GLY:O	8:L:182:VAL:N	2.45	0.42
2:A:341:THR:C	2:A:342:GLU:HG3	2.39	0.42
1:B:124:ARG:NH2	1:B:277:ASN:OD1	2.41	0.42
2:C:42:GLN:OE1	2:C:364:MET:N	2.40	0.42
2:C:213:PHE:HD2	1:D:175:GLY:HA2	1.84	0.42
2:C:294:LEU:HD23	2:C:295:VAL:N	2.35	0.42
2:E:411:THR:HG22	1:F:71:ARG:HH21	1.85	0.42
1:F:61:GLU:OE2	1:F:65:GLU:OE2	2.38	0.42
3:G:1105:LEU:HD12	3:G:1110:LEU:HB2	2.01	0.42
3:G:1114:LEU:N	3:G:1245:LEU:O	2.49	0.42
3:G:1115:ALA:HB3	3:G:1305:LEU:N	2.34	0.42
3:G:1419:GLU:N	2:A:234:ILE:HD11	2.35	0.42
5:I:126:PHE:CD1	5:I:126:PHE:O	2.73	0.42
8:L:324:GLY:O	8:L:328:VAL:N	2.45	0.42
2:A:287:ILE:HG13	2:A:292:ALA:HB3	2.01	0.42
8:M:424:VAL:HG13	8:M:425:GLU:N	2.35	0.42
1:D:312:LEU:HD11	1:D:350:LEU:CD2	2.49	0.42
2:E:127:THR:HG22	2:E:128:LYS:N	2.35	0.42
2:E:404:ARG:HH21	1:F:352:ASP:HB2	1.84	0.42
2:E:439:ASP:OD1	2:E:442:SER:N	2.39	0.42
1:F:168:MET:CG	7:K:310:TYR:OH	2.68	0.42
1:F:195:ILE:HG23	1:F:195:ILE:O	2.19	0.42
3:G:776:THR:OG1	3:G:778:GLU:OE1	2.36	0.42
3:G:777:LEU:HD23	3:G:780:GLN:HE21	1.82	0.42
3:G:1917:VAL:HG23	3:G:1987:THR:HG22	2.01	0.42
5:I:124:TYR:CD2	5:I:127:ALA:HB2	2.55	0.42
7:K:269:SER:HB2	7:K:273:THR:HG21	2.02	0.42
8:L:246:VAL:HG11	8:L:250:TRP:CZ3	2.54	0.42
8:M:35:VAL:HG11	8:M:110:HIS:CG	2.55	0.42
8:M:333:VAL:HG12	8:M:341:ARG:HD3	2.02	0.42
2:C:183:GLU:OE2	2:C:201:LYS:N	2.52	0.41
2:C:213:PHE:CD2	1:D:175:GLY:HA2	2.55	0.41
2:E:165:LYS:HA	4:H:449:GLN:NE2	2.35	0.41
2:E:256:ILE:HD13	3:G:1875:GLN:HG3	2.01	0.41
1:F:59:VAL:O	1:F:62:MET:HG3	2.20	0.41
1:F:136:GLU:O	1:F:136:GLU:HG2	2.20	0.41
1:F:307:GLU:OE1	1:F:307:GLU:N	2.53	0.41
3:G:1091:LEU:HD21	3:G:1128:ALA:HB2	2.00	0.41
3:G:1218:ILE:HD12	3:G:1264:PHE:CE2	2.54	0.41
3:G:1369:ASN:C	3:G:1899:LYS:HZ2	2.16	0.41
3:G:1938:TYR:O	3:G:1939:LEU:HD23	2.20	0.41

Continued on next page...

Continued from previous page...

Atom-1	Atom-2	Interatomic distance (Å)	Clash overlap (Å)
5:I:72:LEU:O	5:I:72:LEU:HG	2.19	0.41
8:L:72:THR:HG23	8:L:73:ASN:N	2.35	0.41
9:N:81:ILE:HG21	10:O:54:ILE:HD12	2.02	0.41
10:O:99:ARG:HE	10:O:111:VAL:HG21	1.85	0.41
2:C:304:VAL:HA	2:C:307:LEU:HD23	2.02	0.41
1:D:349:ASP:OD1	1:D:349:ASP:N	2.50	0.41
1:D:451:LEU:HD23	1:D:451:LEU:H	1.85	0.41
2:E:259:MET:O	2:E:263:LEU:CD1	2.67	0.41
2:E:337:VAL:CA	2:E:345:THR:HG22	2.51	0.41
2:E:437:PHE:CE2	1:F:355:LEU:HD13	2.55	0.41
1:F:453:ASN:OD1	2:A:335:ASN:HB3	2.20	0.41
3:G:820:GLN:NE2	8:L:163:GLY:O	2.52	0.41
3:G:883:ASN:OD1	3:G:883:ASN:C	2.57	0.41
3:G:1262:VAL:HA	3:G:1299:VAL:HG11	2.00	0.41
3:G:1362:VAL:O	3:G:1365:GLN:HG2	2.20	0.41
3:G:1904:ALA:O	3:G:1908:GLN:HG2	2.20	0.41
6:J:190:MET:HG2	6:J:200:PHE:HB2	2.02	0.41
6:J:226:GLU:HB3	6:J:255:PHE:CE2	2.55	0.41
6:J:261:LEU:HB3	6:J:274:ILE:HD12	2.01	0.41
7:K:213:THR:O	7:K:266:ILE:HA	2.20	0.41
2:A:302:ASP:O	2:A:303:GLU:C	2.58	0.41
1:B:298:ILE:HG22	1:B:299:ASP:N	2.35	0.41
2:C:15:ILE:O	2:C:15:ILE:HG23	2.20	0.41
1:D:394:GLY:O	1:D:398:SER:N	2.53	0.41
1:D:441:GLN:O	1:D:444:LYS:HB2	2.20	0.41
2:E:26:LEU:HD12	2:E:30:GLY:O	2.20	0.41
2:E:178:GLU:OE1	2:E:178:GLU:N	2.38	0.41
1:F:362:TYR:OH	11:F:501:ADP:N6	2.42	0.41
3:G:822:MET:HE1	8:L:399:ILE:HG23	2.02	0.41
3:G:1113:ILE:HG23	3:G:1245:LEU:HB3	2.02	0.41
3:G:2234:VAL:HG12	3:G:2244:VAL:N	2.35	0.41
7:K:52:ASP:OD2	9:N:31:ARG:NH2	2.53	0.41
7:K:303:ASP:O	7:K:307:ASP:HA	2.21	0.41
1:B:47:VAL:HG22	1:B:370:ILE:HD11	2.02	0.41
1:B:301:VAL:HB	1:B:326:MET:HE2	2.02	0.41
1:B:434:LEU:HD13	1:B:442:TYR:HD2	1.85	0.41
2:C:256:ILE:HD13	3:G:1865:LEU:HD11	2.02	0.41
1:F:19:ILE:HD12	2:A:280:ASN:OD1	2.20	0.41
1:F:137:ILE:HG23	1:F:196:ASP:HA	2.02	0.41
3:G:807:ARG:O	3:G:2259:ASP:OD2	2.38	0.41
3:G:1195:ILE:HG22	3:G:1196:THR:N	2.34	0.41

Continued on next page...

Continued from previous page...

Atom-1	Atom-2	Interatomic distance (Å)	Clash overlap (Å)
3:G:1265:LEU:CD1	3:G:1299:VAL:HG12	2.50	0.41
6:J:73:HIS:CE1	6:J:179:ASP:HB2	2.55	0.41
7:K:288:VAL:HG22	7:K:289:ARG:N	2.36	0.41
8:L:158:THR:HG23	8:L:392:SER:OG	2.21	0.41
8:L:305:PRO:HA	8:L:308:LEU:HD12	2.03	0.41
2:A:401:THR:OG1	2:A:402:THR:N	2.53	0.41
8:M:129:THR:OG1	8:M:132:LYS:HG2	2.21	0.41
2:C:183:GLU:OE2	2:C:201:LYS:CA	2.69	0.41
1:D:257:PHE:CG	1:D:258:LEU:N	2.88	0.41
1:F:18:ARG:NE	1:F:18:ARG:HA	2.36	0.41
1:F:91:ALA:HB2	1:F:100:PHE:CZ	2.55	0.41
1:F:131:ILE:O	1:F:240:HIS:N	2.39	0.41
1:F:433:PHE:CD2	2:A:359:MET:HE3	2.55	0.41
3:G:799:LEU:HD13	5:I:230:LEU:HD23	2.02	0.41
3:G:1105:LEU:HD21	3:G:1112:GLY:N	2.35	0.41
3:G:1277:PRO:HB2	3:G:1288:TYR:CZ	2.55	0.41
3:G:1328:LEU:HD13	3:G:2025:ASN:ND2	2.36	0.41
3:G:1848:PRO:O	3:G:1849:ARG:C	2.59	0.41
5:I:147:LEU:HD11	5:I:202:LEU:CD1	2.50	0.41
5:I:193:GLU:HA	5:I:196:TYR:CD2	2.56	0.41
6:J:131:ALA:HA	6:J:357:ILE:O	2.21	0.41
7:K:63:ILE:HD12	9:N:45:ARG:HG3	2.02	0.41
7:K:292:CYS:SG	7:K:295:THR:HG22	2.61	0.41
8:L:177:THR:O	8:L:195:SER:HB3	2.21	0.41
2:A:260:MET:O	2:A:264:MET:SD	2.79	0.41
9:N:57:ILE:HG22	10:O:110:ALA:O	2.20	0.41
8:M:11:VAL:O	8:M:11:VAL:HG22	2.20	0.41
8:M:93:VAL:HG22	8:M:99:PHE:CD1	2.56	0.41
1:B:135:THR:HG23	3:G:1849:ARG:NH2	2.35	0.41
1:B:408:ALA:O	1:B:412:VAL:HG23	2.21	0.41
2:E:259:MET:O	2:E:262:GLN:HG3	2.20	0.41
3:G:1232:TRP:O	3:G:1236:PHE:CD1	2.74	0.41
3:G:1758:GLU:OE2	2:A:285:LYS:NZ	2.53	0.41
4:H:460:GLY:N	4:H:464:ARG:O	2.54	0.41
5:I:223:GLU:O	5:I:227:LYS:HG2	2.21	0.41
7:K:264:THR:HG22	7:K:265:PHE:N	2.36	0.41
8:L:168:LEU:HA	8:L:181:PRO:HA	2.02	0.41
2:A:118:ARG:HB3	2:A:241:HIS:HB3	2.03	0.41
8:M:86:SER:N	8:M:89:LYS:HZ3	2.19	0.41
8:M:141:PHE:O	8:M:413:LYS:NZ	2.53	0.41
1:B:50:LEU:O	1:B:54:ARG:NE	2.51	0.41

Continued on next page...

Continued from previous page...

Atom-1	Atom-2	Interatomic distance (Å)	Clash overlap (Å)
2:C:169:GLN:O	2:C:170:LEU:HD22	2.20	0.41
1:D:259:ALA:O	1:D:263:GLY:N	2.54	0.41
2:E:24:LEU:HB3	2:E:26:LEU:HD23	2.03	0.41
2:E:150:TYR:OH	7:K:269:SER:HA	2.20	0.41
1:F:339:SER:O	1:F:339:SER:OG	2.37	0.41
3:G:876:GLU:HG2	8:M:405:THR:HG21	2.02	0.41
3:G:1236:PHE:CD2	3:G:1273:TYR:OH	2.73	0.41
3:G:1283:GLU:HA	3:G:1286:GLN:HB2	2.02	0.41
3:G:2195:ALA:O	3:G:2199:TRP:CD1	2.74	0.41
4:H:458:ARG:NE	4:H:468:ASP:OD2	2.53	0.41
6:J:82:MET:CA	6:J:85:ILE:HG22	2.49	0.41
7:K:64:ASP:OD1	7:K:65:GLU:N	2.54	0.41
2:A:127:THR:HG23	2:A:233:GLU:CA	2.45	0.41
2:A:157:VAL:HG23	2:A:172:LEU:HB2	2.02	0.41
2:C:66:VAL:HG13	2:C:359:MET:CB	2.50	0.41
2:C:111:VAL:O	2:C:115:ASN:OD1	2.38	0.41
2:C:172:LEU:HD11	2:C:176:ILE:HG21	2.02	0.41
2:C:198:GLY:O	2:C:200:VAL:HG23	2.21	0.41
1:D:139:GLU:O	1:D:232:LEU:HD13	2.21	0.41
1:D:161:LEU:HB2	1:D:174:LEU:HD11	2.02	0.41
1:D:162:THR:HB	1:D:171:ILE:HG13	2.01	0.41
2:E:67:LEU:HD13	2:E:329:PHE:HB2	2.02	0.41
2:E:228:VAL:HG23	2:E:229:HIS:N	2.36	0.41
2:E:298:VAL:HG22	2:E:299:LEU:N	2.35	0.41
2:E:352:LEU:HD23	2:E:352:LEU:C	2.41	0.41
1:F:141:GLU:O	1:F:164:LYS:N	2.54	0.41
3:G:777:LEU:O	3:G:780:GLN:HG2	2.20	0.41
8:L:219:PRO:HB2	8:L:254:MET:HE1	2.03	0.41
2:A:235:ILE:O	2:A:235:ILE:HG23	2.21	0.41
8:M:288:GLU:HA	8:M:294:ASN:HB3	2.03	0.41
1:B:63:ILE:HD12	1:B:295:VAL:CG1	2.49	0.41
1:B:304:LEU:HB3	1:B:308:SER:OG	2.21	0.41
2:C:131:TYR:N	2:C:193:ILE:O	2.43	0.41
2:C:157:VAL:HG11	2:C:172:LEU:HD23	2.03	0.41
2:C:162:LYS:O	2:C:223:LEU:HD11	2.21	0.41
2:C:209:TYR:CD1	2:C:209:TYR:N	2.86	0.41
2:C:264:MET:SD	2:C:265:LYS:O	2.79	0.41
2:C:341:THR:O	2:C:343:ASP:OD1	2.38	0.41
2:C:402:THR:HG22	2:C:403:LEU:N	2.36	0.41
1:D:27:HIS:NE2	1:D:28:ILE:HD11	2.36	0.41
1:D:60:LEU:O	1:D:64:ARG:HG3	2.21	0.41

Continued on next page...

Continued from previous page...

Atom-1	Atom-2	Interatomic distance (Å)	Clash overlap (Å)
1:D:268:ILE:HD12	1:D:268:ILE:H	1.86	0.41
2:E:150:TYR:CD2	2:E:152:LYS:HB2	2.56	0.41
2:E:219:GLU:OE1	2:E:219:GLU:N	2.53	0.41
1:F:141:GLU:HB2	1:F:192:VAL:HG22	2.03	0.41
3:G:1236:PHE:HD1	3:G:1260:THR:HG21	1.85	0.41
3:G:1747:LYS:HE2	3:G:1750:LEU:HD12	2.03	0.41
3:G:1858:MET:O	3:G:1862:ARG:HG2	2.21	0.41
3:G:1919:ILE:HD12	3:G:1969:ALA:O	2.21	0.41
3:G:2189:VAL:HG23	3:G:2190:MET:N	2.36	0.41
6:J:223:PHE:O	6:J:227:MET:HG2	2.20	0.41
7:K:294:VAL:HG13	7:K:295:THR:N	2.36	0.41
8:L:77:VAL:HG12	8:L:79:ARG:NH1	2.36	0.41
8:L:277:GLN:NE2	8:L:278:VAL:HG23	2.36	0.41
8:L:424:VAL:HG13	8:L:425:GLU:N	2.36	0.41
2:A:141:CYS:HG	2:A:153:THR:N	2.19	0.41
2:A:154:ILE:HG22	2:A:155:SER:N	2.36	0.41
2:A:200:VAL:O	2:A:200:VAL:HG23	2.21	0.41
9:N:82:THR:O	9:N:86:LEU:HG	2.21	0.41
8:M:22:THR:HG1	8:M:390:ARG:NH2	2.16	0.41
1:B:335:ILE:HG22	1:B:336:ARG:N	2.35	0.41
2:C:182:LYS:HD2	3:G:1878:GLN:OE1	2.21	0.41
1:D:313:ASN:OD1	1:D:353:ARG:NH2	2.54	0.41
1:D:328:THR:HG23	1:D:330:ARG:HD3	2.02	0.41
2:E:288:ASP:OD1	2:E:289:GLN:N	2.54	0.41
1:F:402:ALA:O	1:F:406:ILE:HG13	2.21	0.41
6:J:136:ILE:O	6:J:140:LEU:HD23	2.21	0.41
6:J:227:MET:CE	6:J:255:PHE:CE2	3.04	0.41
7:K:310:TYR:HB3	7:K:319:ILE:HD13	2.03	0.41
8:L:82:MET:HE1	8:L:246:VAL:HG12	2.03	0.41
2:A:117:ARG:HH12	2:A:271:ILE:HB	1.86	0.41
2:A:287:ILE:HD12	2:A:287:ILE:H	1.84	0.41
2:A:403:LEU:O	2:A:407:VAL:HG23	2.21	0.41
9:N:90:ILE:HG23	9:N:96:LEU:HB3	2.02	0.41
10:O:78:SER:HB3	10:O:89:ILE:HD11	2.02	0.41
1:B:45:GLY:HA2	1:B:373:ILE:HD11	2.03	0.40
2:C:26:LEU:HD23	2:C:32:ALA:HA	2.03	0.40
2:C:103:SER:OG	2:C:106:ILE:O	2.39	0.40
2:C:137:GLU:OE1	2:C:139:THR:N	2.54	0.40
2:C:260:MET:SD	2:C:260:MET:O	2.79	0.40
1:D:19:ILE:HD11	2:E:283:VAL:CG1	2.51	0.40
1:D:37:LEU:HB2	1:D:54:ARG:NH1	2.37	0.40

Continued on next page...

Continued from previous page...

Atom-1	Atom-2	Interatomic distance (Å)	Clash overlap (Å)
1:D:127:ILE:HD13	1:D:294:GLY:H	1.86	0.40
2:E:109:THR:HG23	2:E:314:TYR:CZ	2.56	0.40
3:G:1112:GLY:HA2	3:G:1303:PHE:CD2	2.56	0.40
3:G:1944:ILE:HD12	3:G:1970:ILE:O	2.21	0.40
6:J:176:LEU:HD12	6:J:277:THR:HG22	2.03	0.40
6:J:361:GLU:HA	6:J:364:GLU:HG2	2.03	0.40
8:L:213:MET:SD	8:L:213:MET:C	3.00	0.40
8:L:266:VAL:CG1	8:L:301:ARG:HD2	2.51	0.40
8:L:351:ALA:O	8:L:355:THR:HG21	2.21	0.40
2:A:163:THR:HG23	2:A:223:LEU:CD2	2.51	0.40
8:M:302:LEU:O	8:M:302:LEU:HD23	2.21	0.40
1:B:88:MET:CA	1:B:88:MET:HE3	2.51	0.40
1:B:203:SER:HB2	1:B:205:LEU:HD22	2.02	0.40
2:C:13:GLN:N	1:D:284:ARG:NH2	2.70	0.40
2:C:114:GLU:OE1	2:C:241:HIS:NE2	2.54	0.40
2:C:408:GLN:OE1	1:D:71:ARG:NH2	2.52	0.40
1:D:182:LEU:HD12	1:D:183:THR:N	2.36	0.40
1:D:196:ASP:OD1	1:D:197:LYS:N	2.54	0.40
1:F:137:ILE:HG22	1:F:138:ILE:H	1.84	0.40
8:L:209:LEU:O	8:L:212:GLU:HG3	2.22	0.40
8:L:284:THR:HA	8:L:297:PHE:O	2.21	0.40
8:M:17:ASP:OD2	8:M:394:TRP:N	2.54	0.40
8:M:368:LEU:O	8:M:372:THR:HG22	2.22	0.40
8:M:376:MET:HE3	8:M:377:ARG:H	1.86	0.40
1:B:303:MET:C	1:B:304:LEU:HD22	2.42	0.40
1:B:370:ILE:O	1:B:373:ILE:HG22	2.21	0.40
2:C:213:PHE:CE2	1:D:174:LEU:O	2.75	0.40
1:F:195:ILE:HD11	1:F:200:GLY:O	2.21	0.40
3:G:1060:VAL:HA	3:G:1110:LEU:HD22	2.04	0.40
3:G:1419:GLU:O	3:G:1420:ASN:HB2	2.22	0.40
3:G:1849:ARG:O	3:G:1849:ARG:HG3	2.22	0.40
5:I:189:GLU:HG3	5:I:224:ARG:CZ	2.51	0.40
6:J:192:ILE:HD12	6:J:253:GLU:HG2	2.03	0.40
7:K:216:SER:HA	7:K:264:THR:HG23	2.03	0.40
8:L:92:MET:CE	8:L:129:THR:HG23	2.51	0.40
8:L:205:GLN:HA	8:L:208:GLU:HG3	2.04	0.40
8:L:324:GLY:O	8:L:328:VAL:HG23	2.22	0.40
2:A:27:ASP:N	2:A:31:LEU:O	2.50	0.40
2:A:346:SER:HG	2:A:350:ILE:N	2.20	0.40
2:A:402:THR:HG23	2:A:405:TYR:H	1.86	0.40
8:M:217:LEU:HD21	8:M:259:ILE:CG2	2.51	0.40

Continued on next page...

Continued from previous page...

Atom-1	Atom-2	Interatomic distance (Å)	Clash overlap (Å)
8:M:302:LEU:HD23	8:M:302:LEU:C	2.41	0.40
2:C:66:VAL:HA	2:C:359:MET:HB2	2.03	0.40
2:C:274:LYS:O	2:C:278:GLU:HG2	2.21	0.40
1:F:71:ARG:HB2	1:F:323:VAL:HG12	2.04	0.40
1:F:94:LEU:HD11	1:F:98:THR:HG21	2.02	0.40
1:F:382:MET:CG	1:F:386:ALA:HB3	2.51	0.40
3:G:1917:VAL:HG13	3:G:1917:VAL:O	2.21	0.40
3:G:1920:LEU:CD2	3:G:1971:LEU:HD22	2.51	0.40
3:G:1944:ILE:HB	3:G:1971:LEU:HA	2.03	0.40
3:G:2036:THR:OG1	3:G:2037:LYS:N	2.54	0.40
5:I:225:ARG:O	5:I:228:GLU:HG3	2.21	0.40
2:A:135:VAL:O	2:A:135:VAL:HG12	2.21	0.40
8:M:23:VAL:HB	8:M:37:PHE:CE1	2.56	0.40
1:B:203:SER:O	1:B:205:LEU:HD23	2.22	0.40
1:D:147:ILE:HD11	1:D:174:LEU:HD13	2.03	0.40
2:E:248:ALA:HB2	2:E:275:LEU:HD21	2.03	0.40
2:E:372:LYS:HG2	2:E:391:LEU:HD11	2.04	0.40
1:F:194:THR:HG23	1:F:203:SER:HB2	2.04	0.40
3:G:785:ILE:O	3:G:789:ARG:HG2	2.21	0.40
3:G:1274:LEU:O	3:G:1279:ARG:NH2	2.52	0.40
6:J:38:PRO:HD3	6:J:52:SER:HA	2.03	0.40
7:K:22:GLU:O	9:N:91:ARG:NH2	2.54	0.40
7:K:327:ILE:HD12	7:K:327:ILE:H	1.86	0.40
8:L:157:LEU:O	8:L:396:GLY:HA3	2.21	0.40
8:L:279:ALA:HB1	8:L:302:LEU:HB2	2.03	0.40
8:L:400:LEU:HD13	8:L:403:LEU:HD12	2.03	0.40
2:A:134:GLU:OE1	2:A:164:ALA:N	2.33	0.40
2:A:256:ILE:HA	2:A:259:MET:HG2	2.02	0.40
8:M:179:ALA:HB2	8:M:328:VAL:HG12	2.03	0.40

There are no symmetry-related clashes.

5.3 Torsion angles [i](#)

5.3.1 Protein backbone [i](#)

In the following table, the Percentiles column shows the percent Ramachandran outliers of the chain as a percentile score with respect to all PDB entries followed by that with respect to all EM entries.

The Analysed column shows the number of residues for which the backbone conformation was analysed, and the total number of residues.

Mol	Chain	Analysed	Favoured	Allowed	Outliers	Percentiles	
1	B	400/463 (86%)	368 (92%)	31 (8%)	1 (0%)	37	72
1	D	427/463 (92%)	384 (90%)	43 (10%)	0	100	100
1	F	426/463 (92%)	391 (92%)	35 (8%)	0	100	100
2	A	412/456 (90%)	378 (92%)	34 (8%)	0	100	100
2	C	421/456 (92%)	390 (93%)	29 (7%)	2 (0%)	25	64
2	E	435/456 (95%)	405 (93%)	29 (7%)	1 (0%)	44	78
3	G	811/3159 (26%)	688 (85%)	117 (14%)	6 (1%)	19	56
4	H	51/836 (6%)	36 (71%)	15 (29%)	0	100	100
5	I	168/467 (36%)	150 (89%)	17 (10%)	1 (1%)	22	60
6	J	356/375 (95%)	327 (92%)	29 (8%)	0	100	100
7	K	124/364 (34%)	107 (86%)	15 (12%)	2 (2%)	8	37
8	L	400/429 (93%)	367 (92%)	33 (8%)	0	100	100
8	M	314/429 (73%)	291 (93%)	22 (7%)	1 (0%)	37	72
9	N	83/128 (65%)	81 (98%)	2 (2%)	0	100	100
10	O	87/126 (69%)	84 (97%)	3 (3%)	0	100	100
All	All	4915/9070 (54%)	4447 (90%)	454 (9%)	14 (0%)	38	72

All (14) Ramachandran outliers are listed below:

Mol	Chain	Res	Type
2	C	127	THR
3	G	1136	ASN
3	G	1143	HIS
7	K	280	GLN
1	B	236	LYS
2	E	232	LYS
5	I	117	ALA
2	C	128	LYS
3	G	2236	GLU
7	K	282	ARG
8	M	282	MET
3	G	1280	ALA
3	G	1422	ILE
3	G	800	PRO

5.3.2 Protein sidechains [i](#)

In the following table, the Percentiles column shows the percent sidechain outliers of the chain as a percentile score with respect to all PDB entries followed by that with respect to all EM entries.

The Analysed column shows the number of residues for which the sidechain conformation was analysed, and the total number of residues.

Mol	Chain	Analysed	Rotameric	Outliers	Percentiles	
1	B	341/390 (87%)	338 (99%)	3 (1%)	75	83
1	D	356/390 (91%)	354 (99%)	2 (1%)	84	88
1	F	362/390 (93%)	362 (100%)	0	100	100
2	A	354/387 (92%)	350 (99%)	4 (1%)	70	80
2	C	360/387 (93%)	358 (99%)	2 (1%)	84	88
2	E	365/387 (94%)	363 (100%)	2 (0%)	86	90
3	G	747/2663 (28%)	742 (99%)	5 (1%)	81	87
4	H	45/738 (6%)	44 (98%)	1 (2%)	47	65
5	I	153/400 (38%)	153 (100%)	0	100	100
6	J	306/318 (96%)	306 (100%)	0	100	100
7	K	115/312 (37%)	113 (98%)	2 (2%)	56	72
8	L	346/364 (95%)	346 (100%)	0	100	100
8	M	278/364 (76%)	278 (100%)	0	100	100
9	N	68/97 (70%)	67 (98%)	1 (2%)	60	75
10	O	76/107 (71%)	76 (100%)	0	100	100
All	All	4272/7694 (56%)	4250 (100%)	22 (0%)	85	90

All (22) residues with a non-rotameric sidechain are listed below:

Mol	Chain	Res	Type
1	B	54	ARG
1	B	177	LYS
1	B	235	ARG
2	C	128	LYS
2	C	184	ARG
1	D	164	LYS
1	D	253	ARG
2	E	162	LYS
2	E	232	LYS
3	G	1080	LYS

Continued on next page...

Continued from previous page...

Mol	Chain	Res	Type
3	G	1424	ARG
3	G	1943	ARG
3	G	2210	ARG
3	G	2231	MET
4	H	461	ARG
7	K	297	ARG
7	K	324	LYS
2	A	127	THR
2	A	130	VAL
2	A	132	GLU
2	A	231	LYS
9	N	19	ARG

Sometimes sidechains can be flipped to improve hydrogen bonding and reduce clashes. All (25) such sidechains are listed below:

Mol	Chain	Res	Type
1	B	25	HIS
2	C	196	ASN
2	E	181	GLN
2	E	385	ASN
2	E	414	ASN
1	F	188	GLN
1	F	255	GLN
1	F	277	ASN
1	F	302	HIS
3	G	783	GLN
3	G	852	GLN
3	G	863	GLN
3	G	1297	HIS
3	G	1322	HIS
3	G	1378	HIS
3	G	1922	GLN
3	G	1937	HIS
5	I	180	HIS
6	J	73	HIS
6	J	92	ASN
6	J	296	ASN
6	J	371	HIS
8	L	327	HIS
10	O	109	HIS
8	M	286	HIS

5.3.3 RNA [i](#)

There are no RNA molecules in this entry.

5.4 Non-standard residues in protein, DNA, RNA chains [i](#)

There are no non-standard protein/DNA/RNA residues in this entry.

5.5 Carbohydrates [i](#)

There are no oligosaccharides in this entry.

5.6 Ligand geometry [i](#)

6 ligands are modelled in this entry.

In the following table, the Counts columns list the number of bonds (or angles) for which Mogul statistics could be retrieved, the number of bonds (or angles) that are observed in the model and the number of bonds (or angles) that are defined in the Chemical Component Dictionary. The Link column lists molecule types, if any, to which the group is linked. The Z score for a bond length (or angle) is the number of standard deviations the observed value is removed from the expected value. A bond length (or angle) with $|Z| > 2$ is considered an outlier worth inspection. RMSZ is the root-mean-square of all Z scores of the bond lengths (or angles).

Mol	Type	Chain	Res	Link	Bond lengths			Bond angles		
					Counts	RMSZ	# Z > 2	Counts	RMSZ	# Z > 2
11	ADP	C	501	-	24,29,29	0.86	0	29,45,45	1.29	3 (10%)
11	ADP	A	501	-	24,29,29	0.85	0	29,45,45	1.23	2 (6%)
11	ADP	F	501	-	24,29,29	0.83	0	29,45,45	1.32	3 (10%)
11	ADP	E	501	-	24,29,29	0.91	0	29,45,45	1.25	2 (6%)
11	ADP	D	501	-	24,29,29	0.86	0	29,45,45	1.24	2 (6%)
11	ADP	B	501	-	24,29,29	0.84	0	29,45,45	1.47	5 (17%)

In the following table, the Chirals column lists the number of chiral outliers, the number of chiral centers analysed, the number of these observed in the model and the number defined in the Chemical Component Dictionary. Similar counts are reported in the Torsion and Rings columns. '-' means no outliers of that kind were identified.

Mol	Type	Chain	Res	Link	Chirals	Torsions	Rings
11	ADP	C	501	-	-	0/12/32/32	0/3/3/3
11	ADP	A	501	-	-	2/12/32/32	0/3/3/3

Continued on next page...

Continued from previous page...

Mol	Type	Chain	Res	Link	Chirals	Torsions	Rings
11	ADP	F	501	-	-	5/12/32/32	0/3/3/3
11	ADP	E	501	-	-	0/12/32/32	0/3/3/3
11	ADP	D	501	-	-	2/12/32/32	0/3/3/3
11	ADP	B	501	-	-	2/12/32/32	0/3/3/3

There are no bond length outliers.

All (17) bond angle outliers are listed below:

Mol	Chain	Res	Type	Atoms	Z	Observed(°)	Ideal(°)
11	A	501	ADP	N3-C2-N1	-3.67	123.69	128.67
11	F	501	ADP	N3-C2-N1	-3.63	123.75	128.67
11	C	501	ADP	N3-C2-N1	-3.60	123.78	128.67
11	E	501	ADP	N3-C2-N1	-3.58	123.81	128.67
11	B	501	ADP	N3-C2-N1	-3.54	123.86	128.67
11	D	501	ADP	N3-C2-N1	-3.53	123.88	128.67
11	B	501	ADP	O4'-C1'-N9	3.32	113.15	108.75
11	E	501	ADP	C4-C5-N7	-2.97	106.20	109.34
11	B	501	ADP	C4-C5-N7	-2.78	106.40	109.34
11	F	501	ADP	O4'-C1'-N9	2.66	112.27	108.75
11	C	501	ADP	C4-C5-N7	-2.59	106.60	109.34
11	A	501	ADP	C4-C5-N7	-2.51	106.69	109.34
11	F	501	ADP	C4-C5-N7	-2.50	106.69	109.34
11	C	501	ADP	O4'-C1'-N9	2.43	111.96	108.75
11	D	501	ADP	C4-C5-N7	-2.41	106.79	109.34
11	B	501	ADP	O3B-PB-O2B	2.16	115.89	107.80
11	B	501	ADP	C4'-O4'-C1'	-2.10	108.00	109.92

There are no chirality outliers.

All (11) torsion outliers are listed below:

Mol	Chain	Res	Type	Atoms
11	B	501	ADP	C5'-O5'-PA-O1A
11	F	501	ADP	C5'-O5'-PA-O1A
11	F	501	ADP	C5'-O5'-PA-O2A
11	F	501	ADP	C5'-O5'-PA-O3A
11	F	501	ADP	O4'-C4'-C5'-O5'
11	F	501	ADP	C3'-C4'-C5'-O5'
11	A	501	ADP	PB-O3A-PA-O2A
11	D	501	ADP	O4'-C4'-C5'-O5'
11	B	501	ADP	C4'-C5'-O5'-PA

Continued on next page...

Continued from previous page...

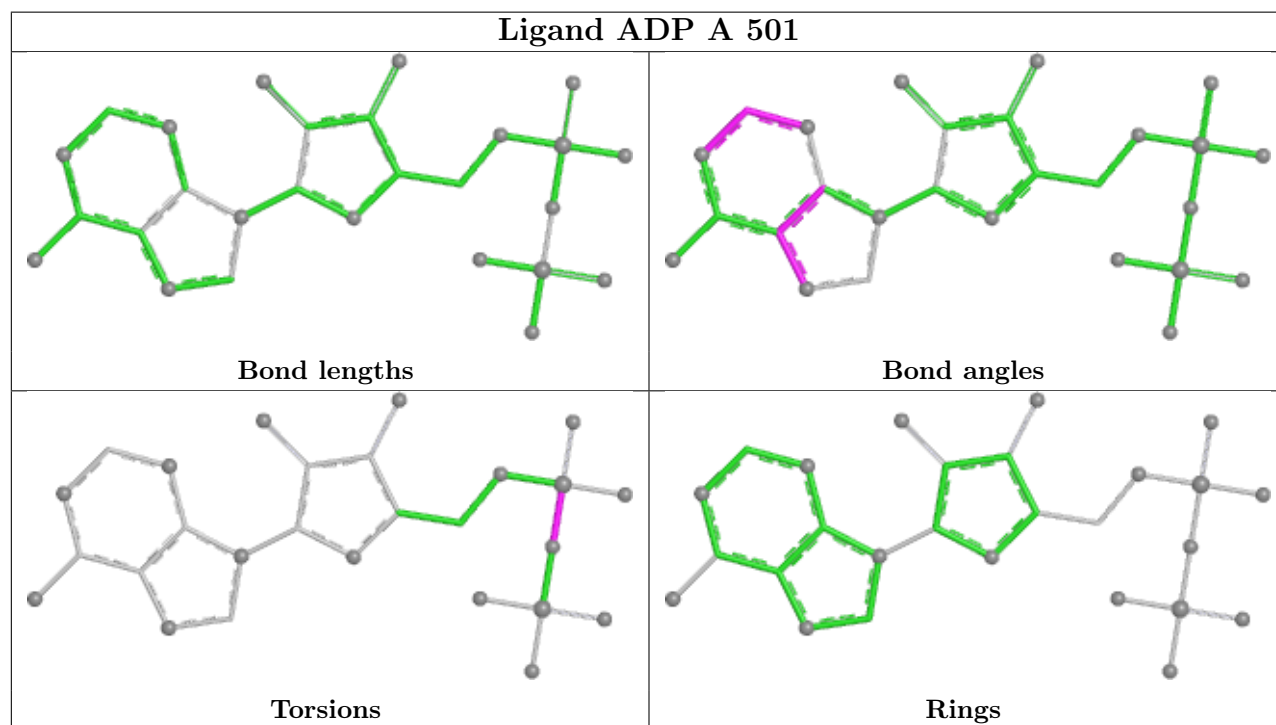
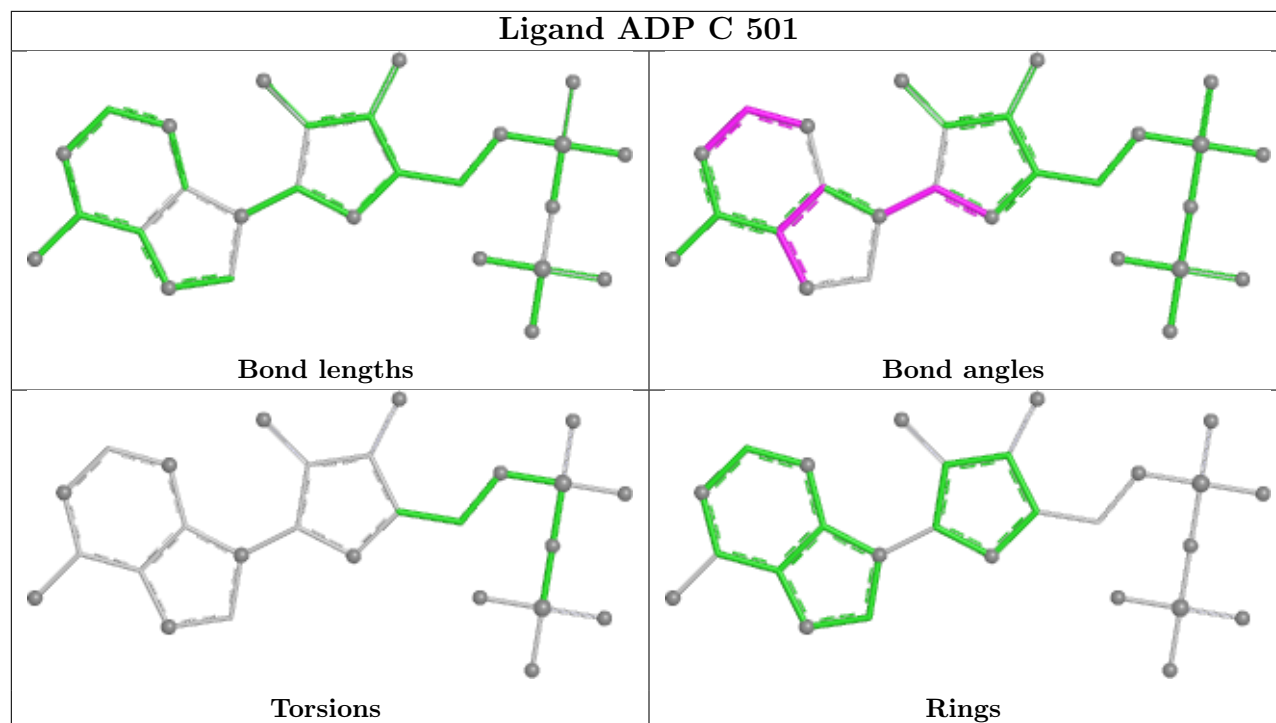
Mol	Chain	Res	Type	Atoms
11	A	501	ADP	PB-O3A-PA-O1A
11	D	501	ADP	C3'-C4'-C5'-O5'

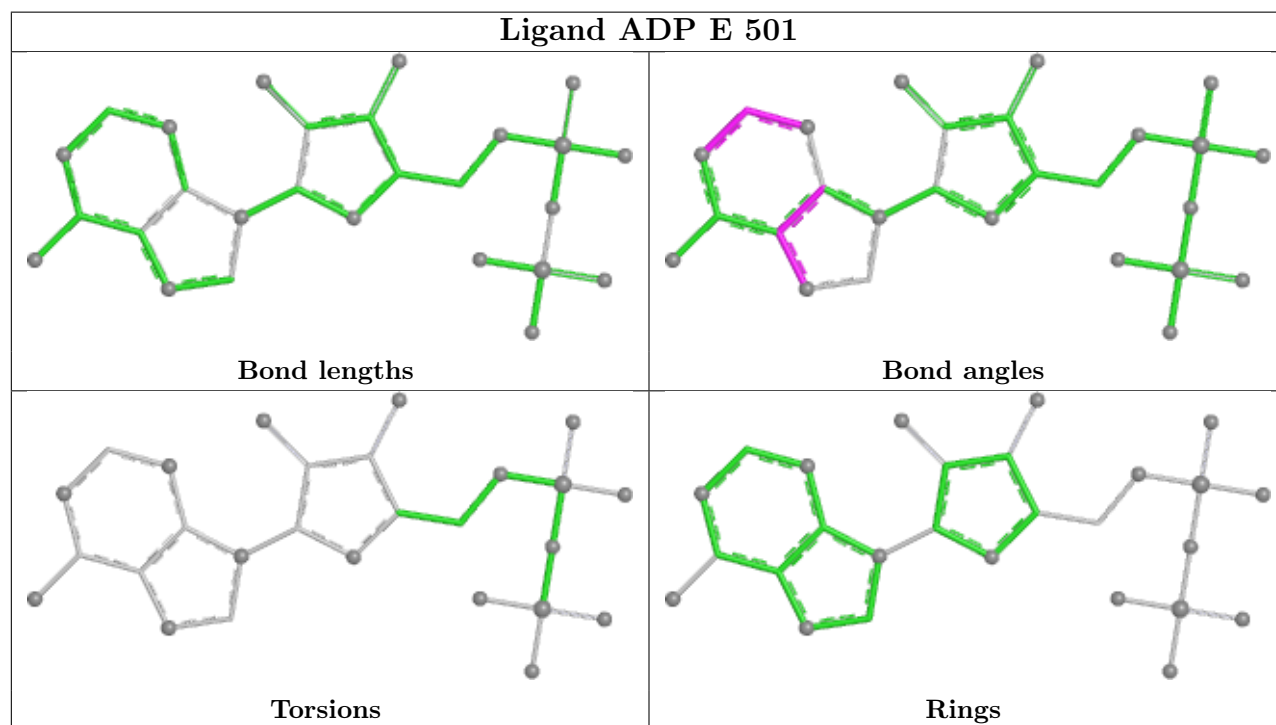
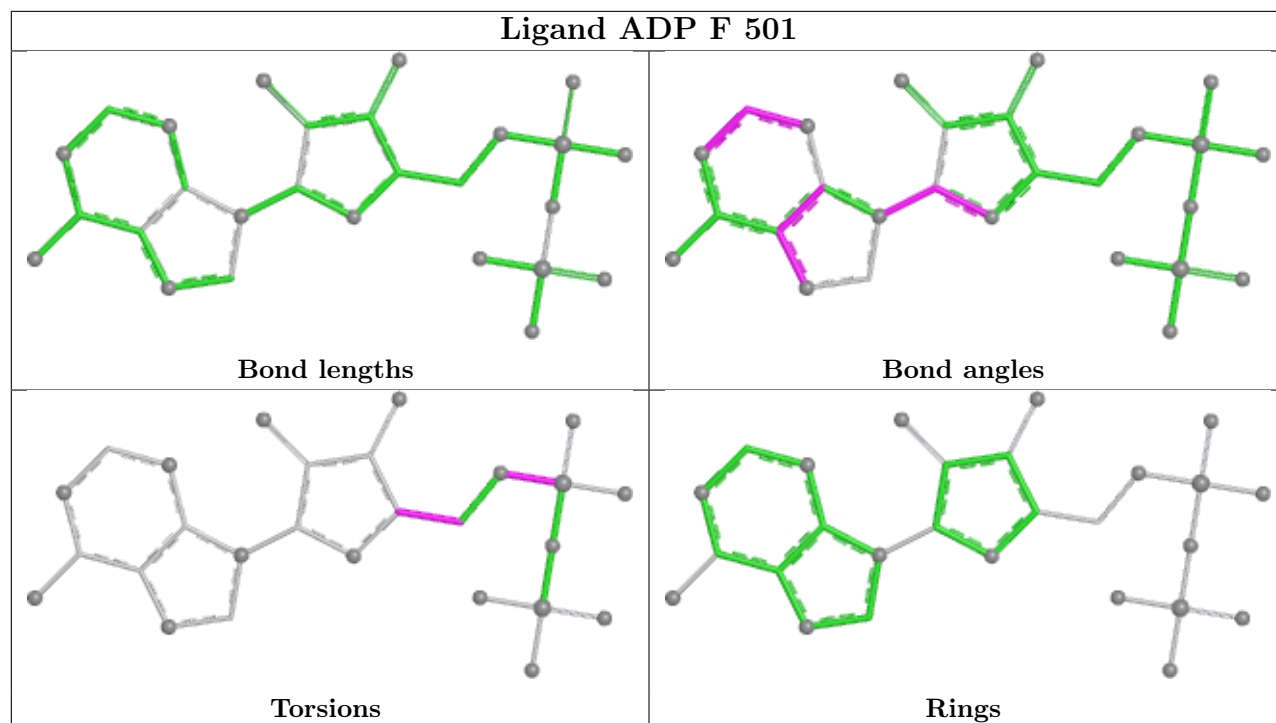
There are no ring outliers.

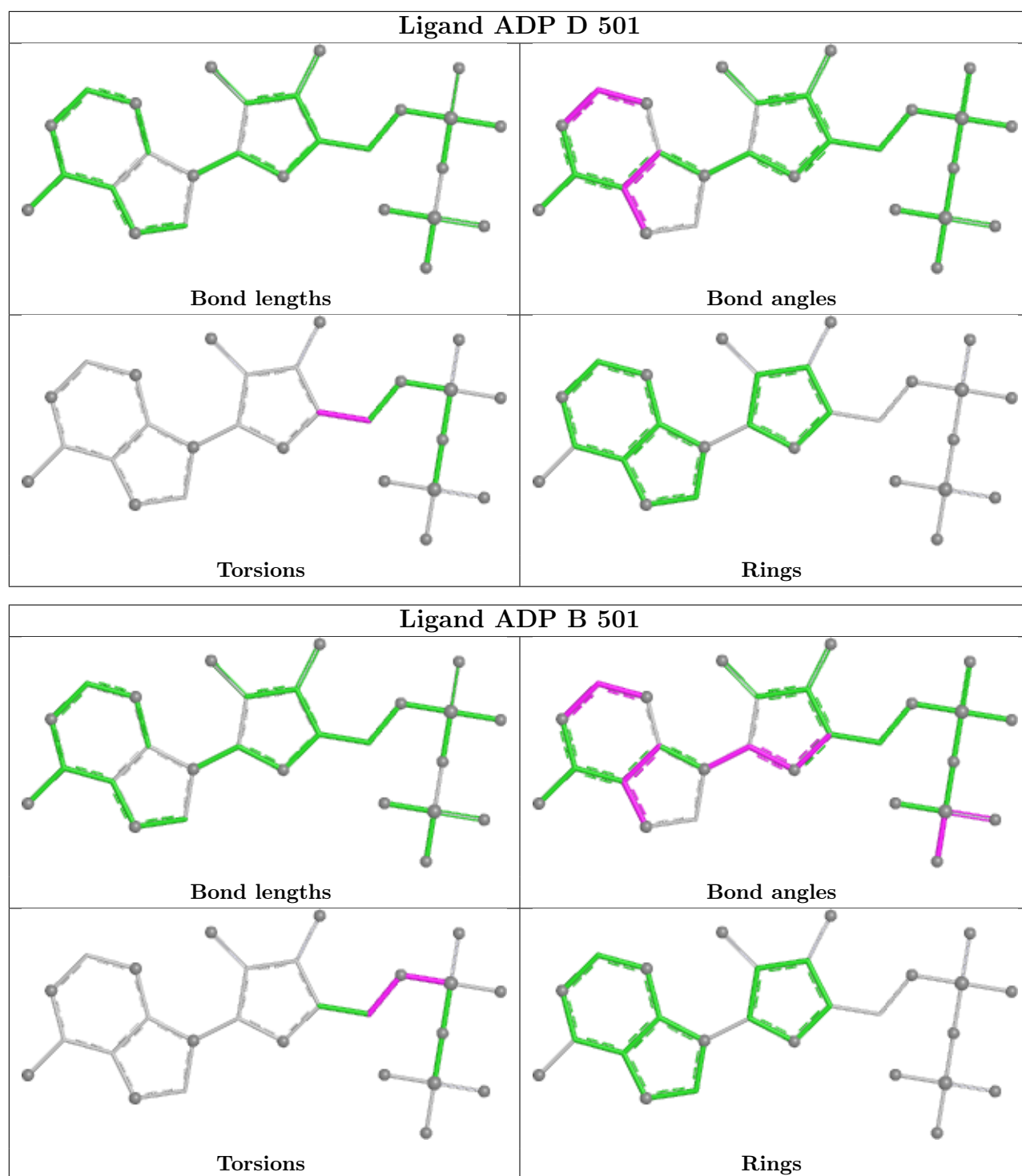
6 monomers are involved in 38 short contacts:

Mol	Chain	Res	Type	Clashes	Symm-Clashes
11	C	501	ADP	2	0
11	A	501	ADP	8	0
11	F	501	ADP	7	0
11	E	501	ADP	6	0
11	D	501	ADP	6	0
11	B	501	ADP	9	0

The following is a two-dimensional graphical depiction of Mogul quality analysis of bond lengths, bond angles, torsion angles, and ring geometry for all instances of the Ligand of Interest. In addition, ligands with molecular weight > 250 and outliers as shown on the validation Tables will also be included. For torsion angles, if less than 5% of the Mogul distribution of torsion angles is within 10 degrees of the torsion angle in question, then that torsion angle is considered an outlier. Any bond that is central to one or more torsion angles identified as an outlier by Mogul will be highlighted in the graph. For rings, the root-mean-square deviation (RMSD) between the ring in question and similar rings identified by Mogul is calculated over all ring torsion angles. If the average RMSD is greater than 60 degrees and the minimal RMSD between the ring in question and any Mogul-identified rings is also greater than 60 degrees, then that ring is considered an outlier. The outliers are highlighted in purple. The color gray indicates Mogul did not find sufficient equivalents in the CSD to analyse the geometry.







5.7 Other polymers [\(i\)](#)

There are no such residues in this entry.

5.8 Polymer linkage issues

There are no chain breaks in this entry.

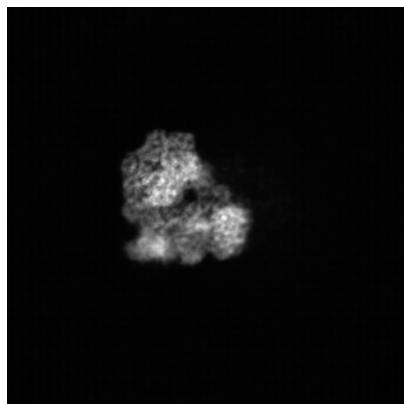
6 Map visualisation [i](#)

This section contains visualisations of the EMDB entry EMD-45240. These allow visual inspection of the internal detail of the map and identification of artifacts.

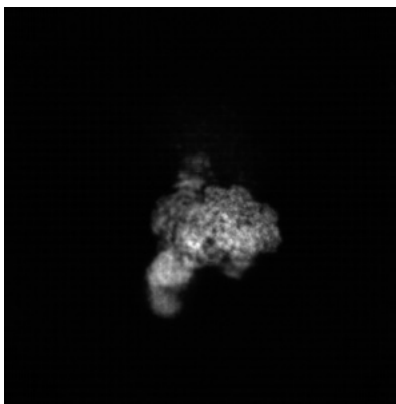
Images derived from a raw map, generated by summing the deposited half-maps, are presented below the corresponding image components of the primary map to allow further visual inspection and comparison with those of the primary map.

6.1 Orthogonal projections [i](#)

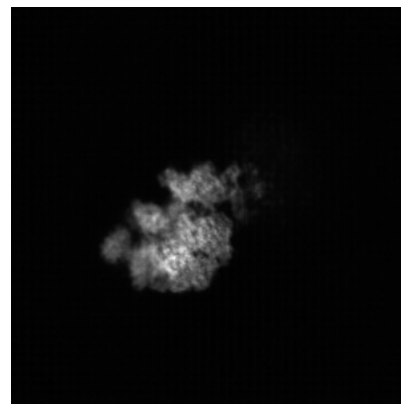
6.1.1 Primary map



X

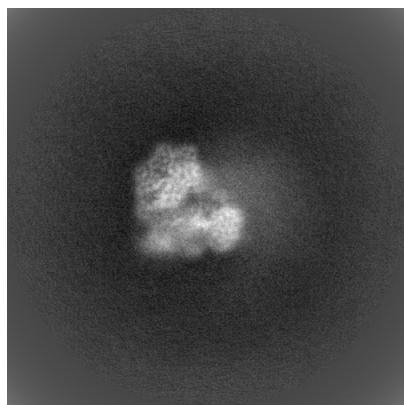


Y

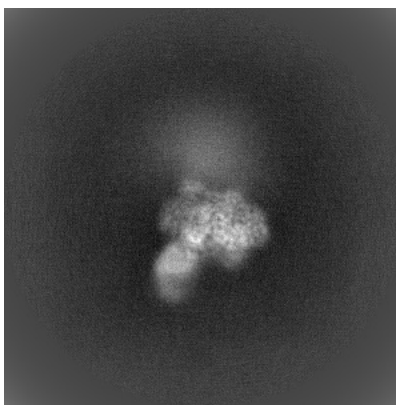


Z

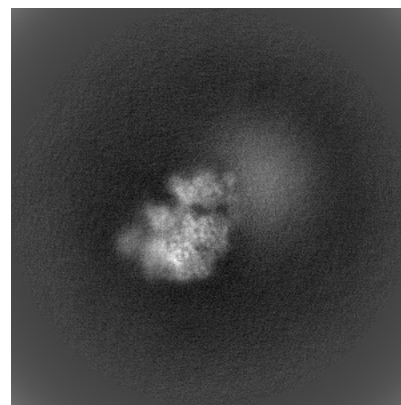
6.1.2 Raw map



X



Y

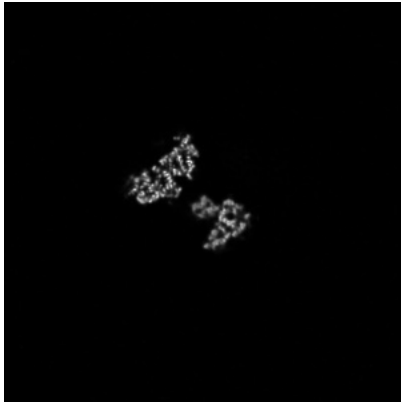


Z

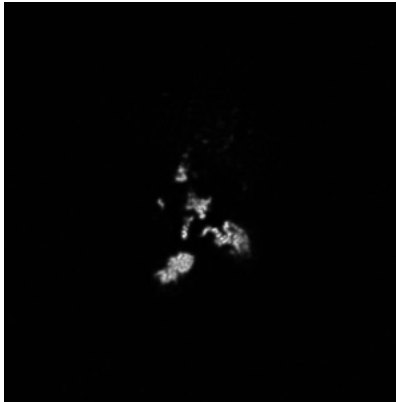
The images above show the map projected in three orthogonal directions.

6.2 Central slices [i](#)

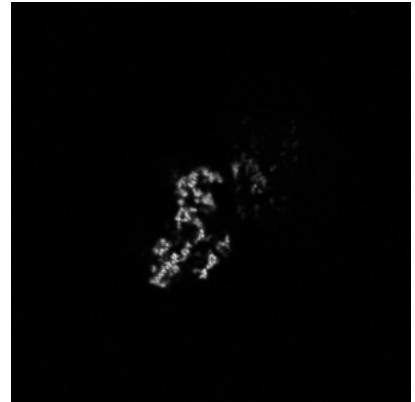
6.2.1 Primary map



X Index: 256

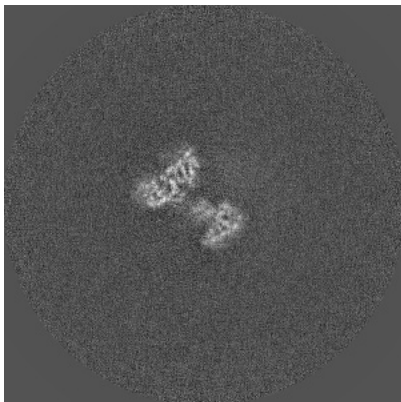


Y Index: 256

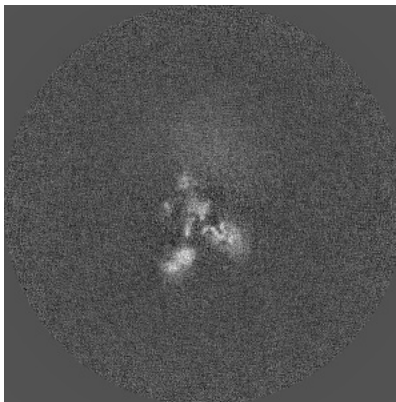


Z Index: 256

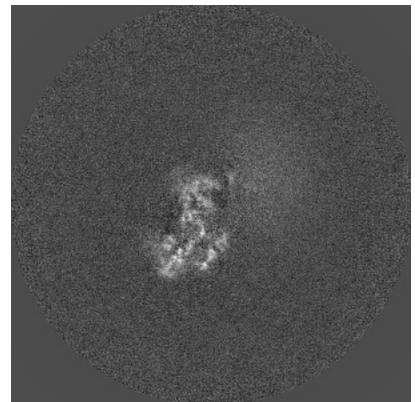
6.2.2 Raw map



X Index: 256



Y Index: 256

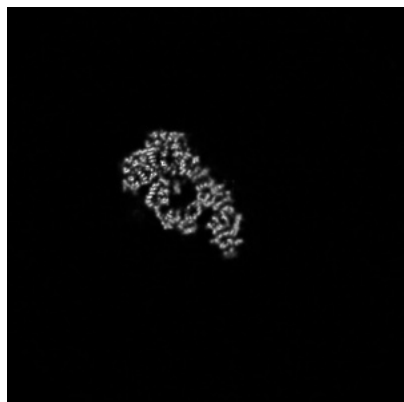


Z Index: 256

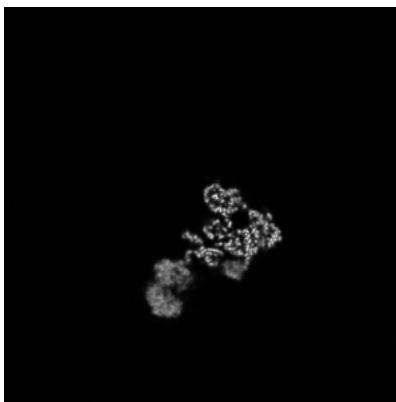
The images above show central slices of the map in three orthogonal directions.

6.3 Largest variance slices [i](#)

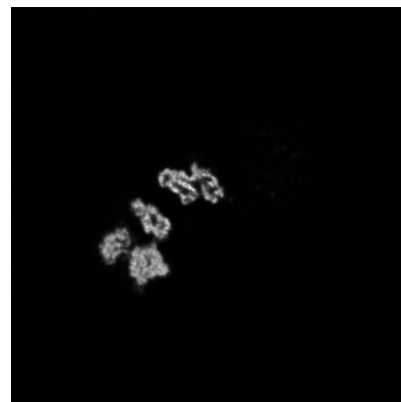
6.3.1 Primary map



X Index: 220

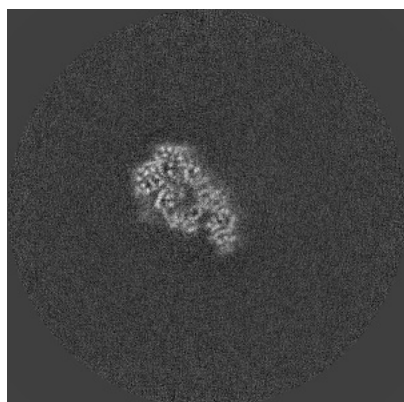


Y Index: 200

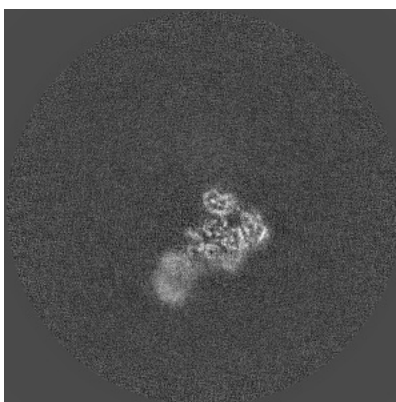


Z Index: 212

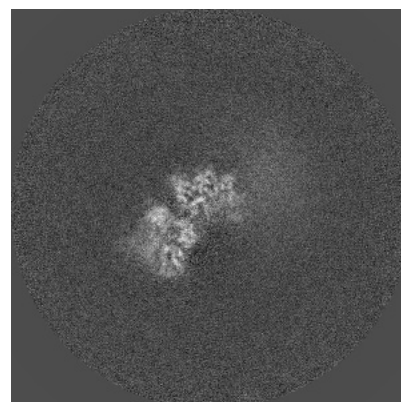
6.3.2 Raw map



X Index: 225



Y Index: 208

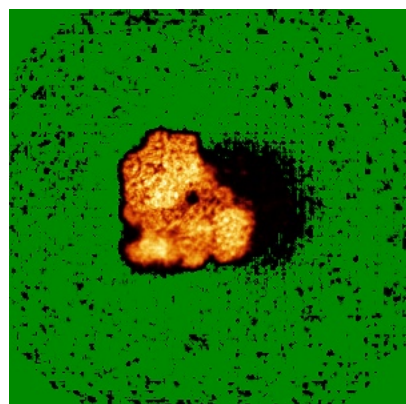


Z Index: 238

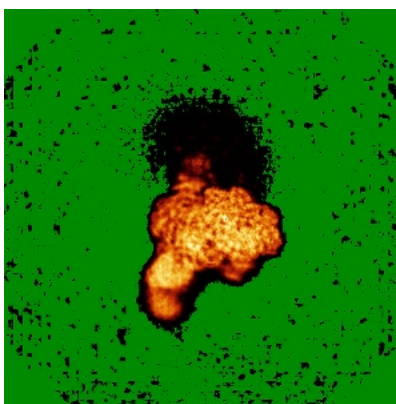
The images above show the largest variance slices of the map in three orthogonal directions.

6.4 Orthogonal standard-deviation projections (False-color) [i](#)


6.4.1 Primary map



X

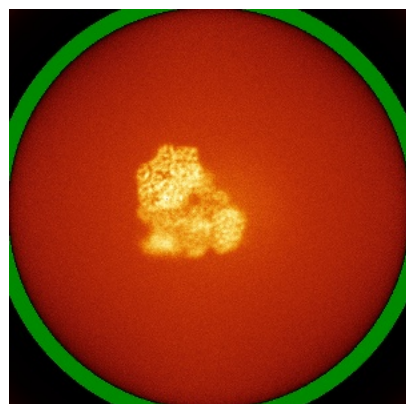


Y

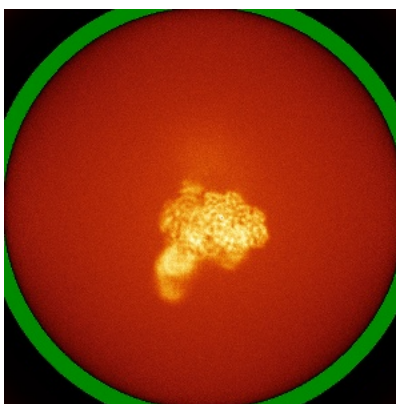


Z

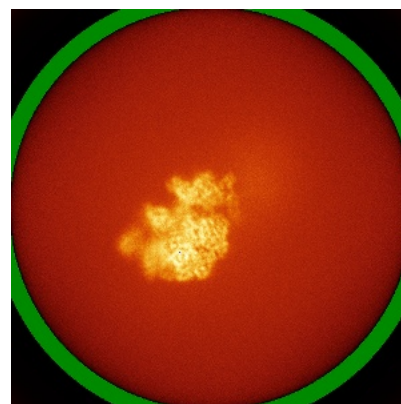
6.4.2 Raw map



X



Y

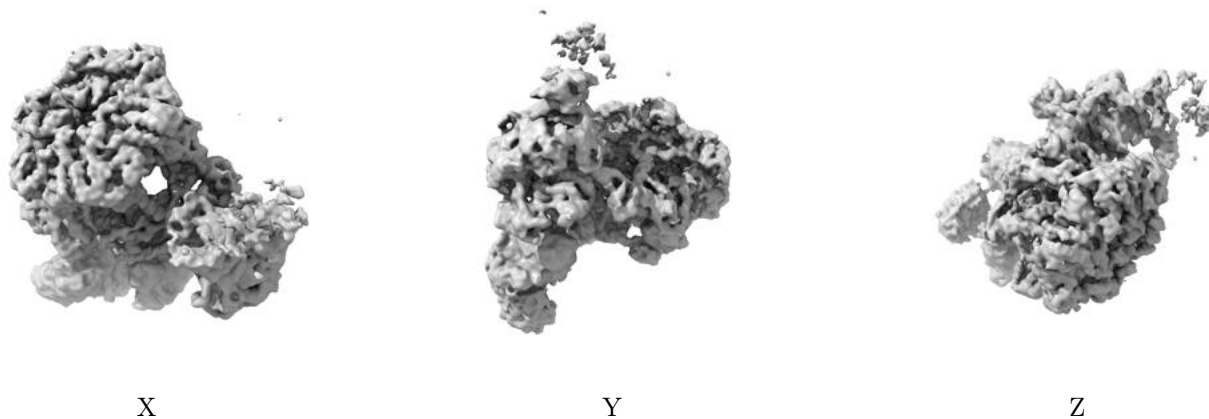


Z

The images above show the map standard deviation projections with false color in three orthogonal directions. Minimum values are shown in green, max in blue, and dark to light orange shades represent small to large values respectively.

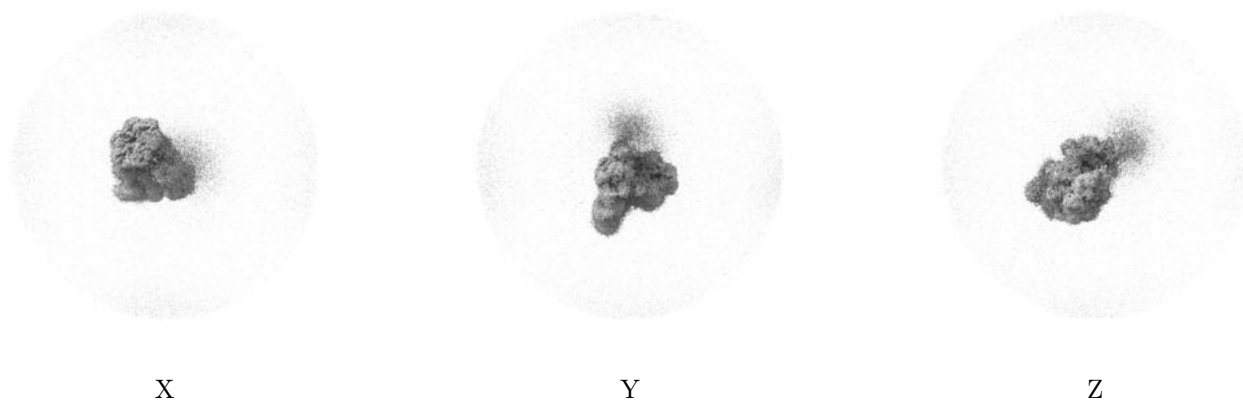
6.5 Orthogonal surface views [i](#)

6.5.1 Primary map



The images above show the 3D surface view of the map at the recommended contour level 2.5. These images, in conjunction with the slice images, may facilitate assessment of whether an appropriate contour level has been provided.

6.5.2 Raw map



These images show the 3D surface of the raw map. The raw map's contour level was selected so that its surface encloses the same volume as the primary map does at its recommended contour level.

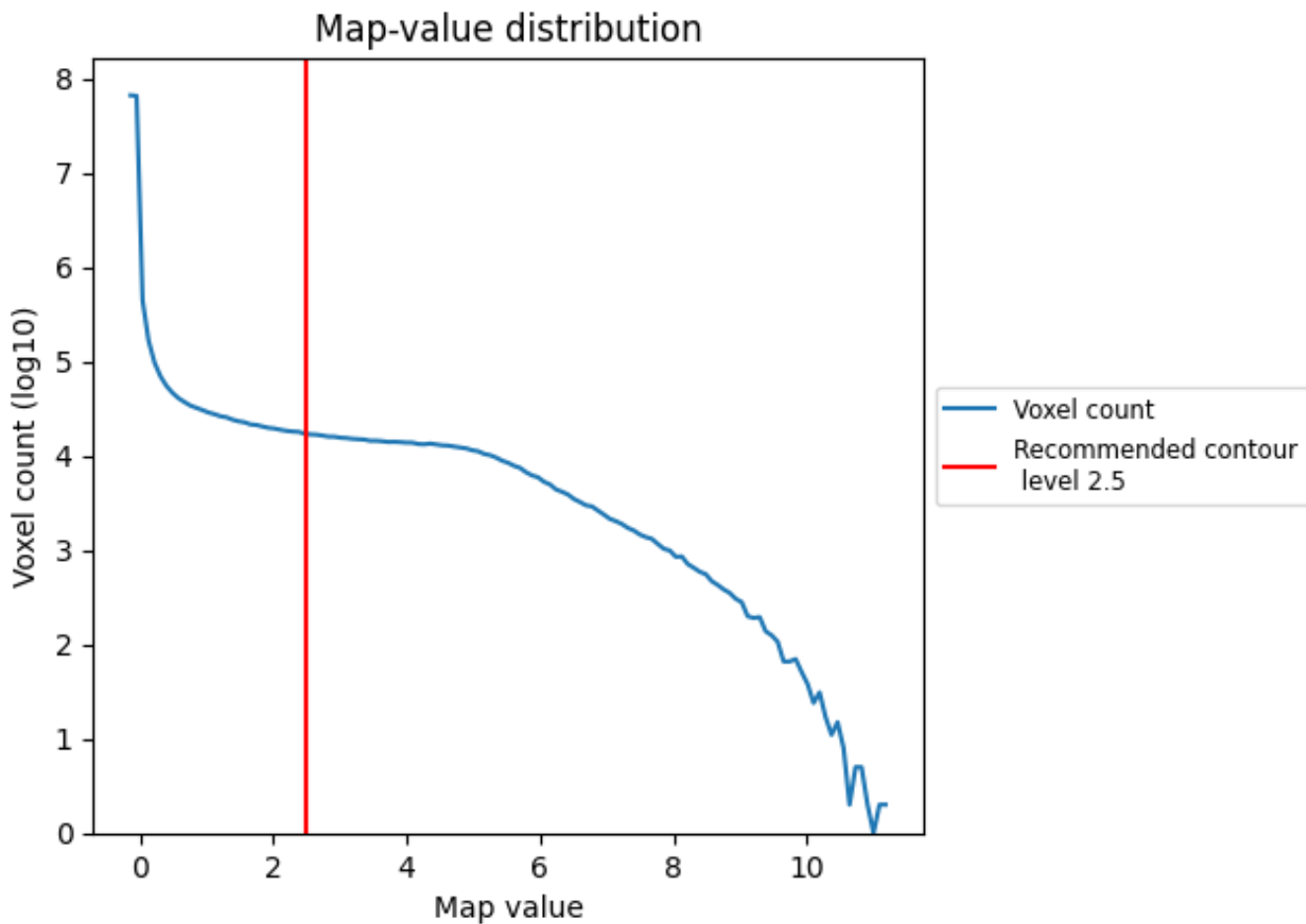
6.6 Mask visualisation [i](#)

This section was not generated. No masks/segmentation were deposited.

7 Map analysis [i](#)

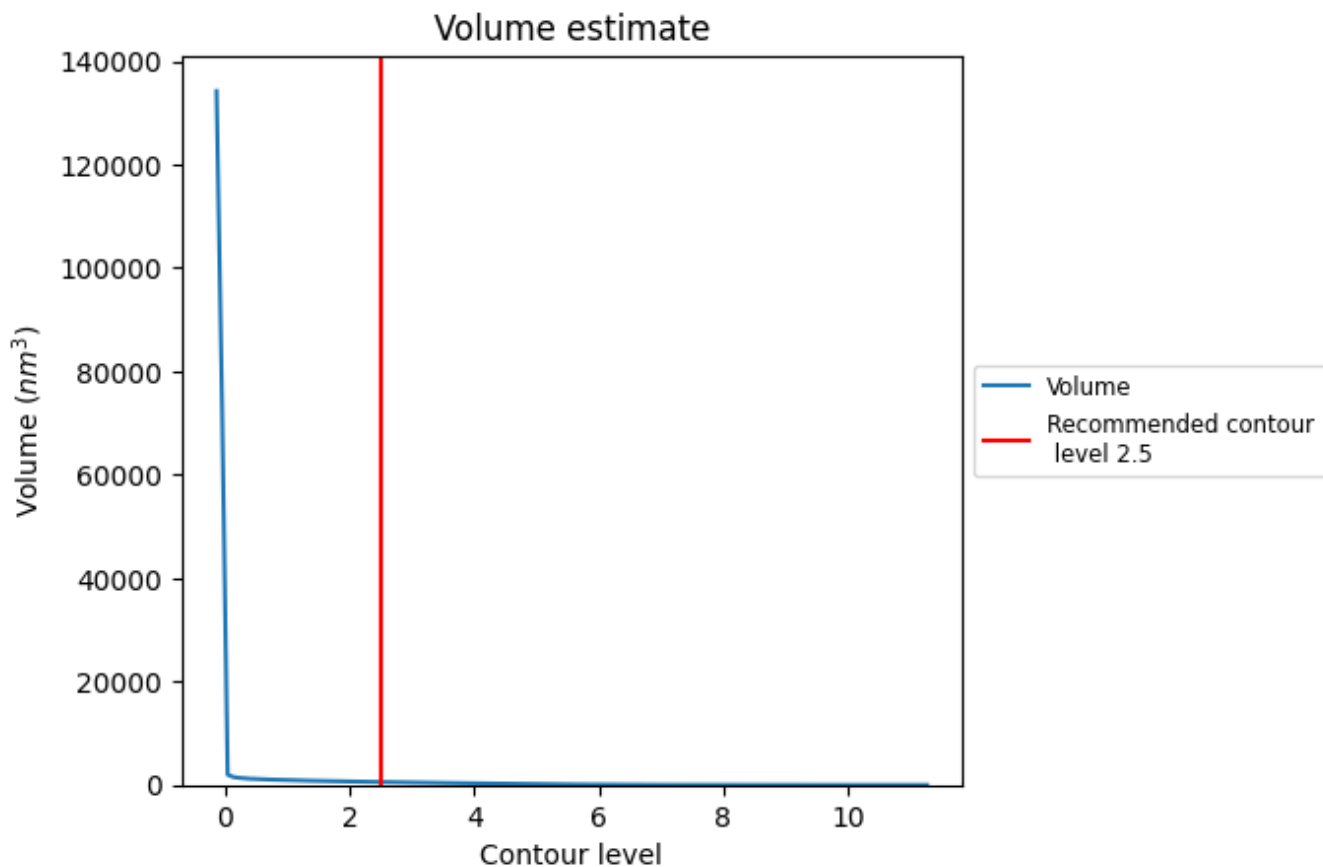
This section contains the results of statistical analysis of the map.

7.1 Map-value distribution [i](#)



The map-value distribution is plotted in 128 intervals along the x-axis. The y-axis is logarithmic. A spike in this graph at zero usually indicates that the volume has been masked.

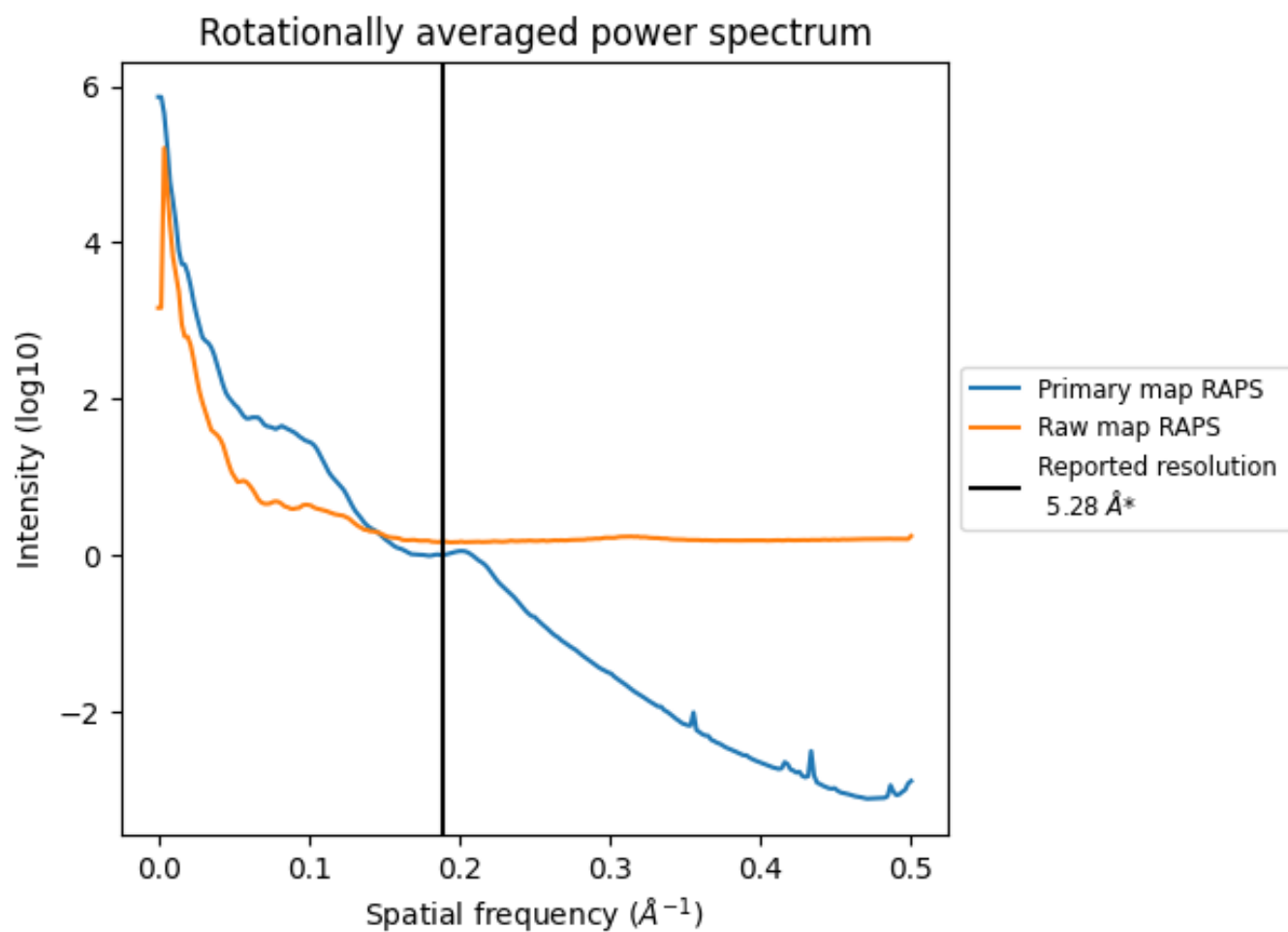
7.2 Volume estimate [i](#)



The volume at the recommended contour level is 567 nm³; this corresponds to an approximate mass of 512 kDa.

The volume estimate graph shows how the enclosed volume varies with the contour level. The recommended contour level is shown as a vertical line and the intersection between the line and the curve gives the volume of the enclosed surface at the given level.

7.3 Rotationally averaged power spectrum i

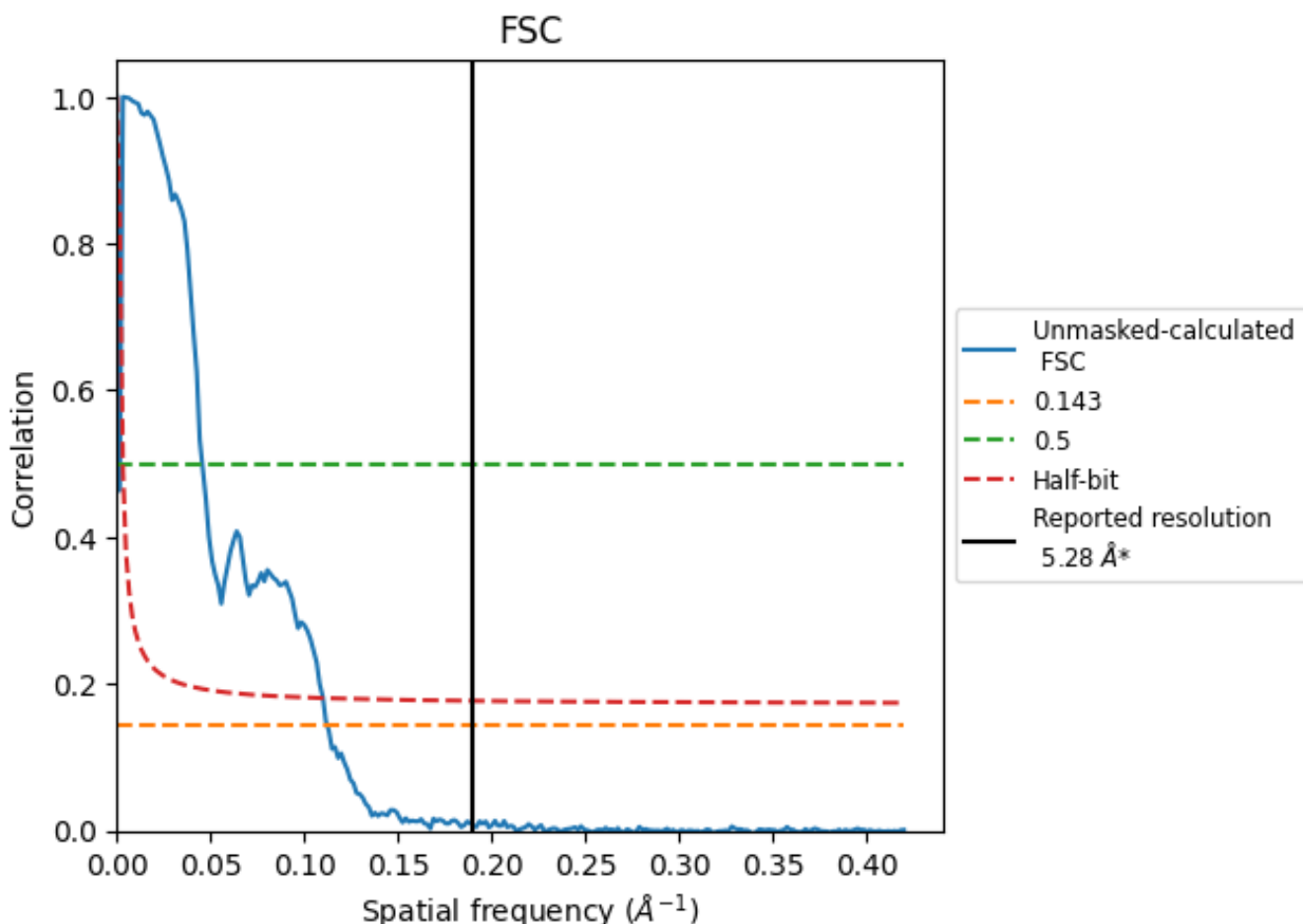


*Reported resolution corresponds to spatial frequency of 0.189 Å⁻¹

8 Fourier-Shell correlation [i](#)

Fourier-Shell Correlation (FSC) is the most commonly used method to estimate the resolution of single-particle and subtomogram-averaged maps. The shape of the curve depends on the imposed symmetry, mask and whether or not the two 3D reconstructions used were processed from a common reference. The reported resolution is shown as a black line. A curve is displayed for the half-bit criterion in addition to lines showing the 0.143 gold standard cut-off and 0.5 cut-off.

8.1 FSC [i](#)



*Reported resolution corresponds to spatial frequency of 0.189 Å⁻¹

8.2 Resolution estimates [i](#)


Resolution estimate (Å)	Estimation criterion (FSC cut-off)		
	0.143	0.5	Half-bit
Reported by author	5.28	-	-
Author-provided FSC curve	-	-	-
Unmasked-calculated*	8.90	555.56	434.78

*Resolution estimate based on FSC curve calculated by comparison of deposited half-maps. The value from deposited half-maps intersecting FSC 0.143 CUT-OFF 8.90 differs from the reported value 5.28 by more than 10 %

9 Map-model fit [i](#)

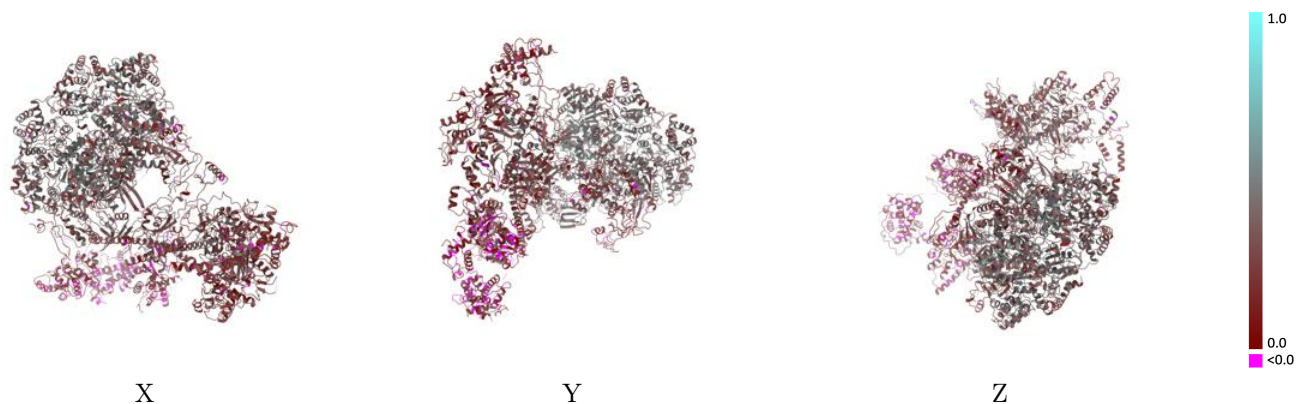
This section contains information regarding the fit between EMDB map EMD-45240 and PDB model 9C62. Per-residue inclusion information can be found in section 3 on page 7.

9.1 Map-model overlay [i](#)



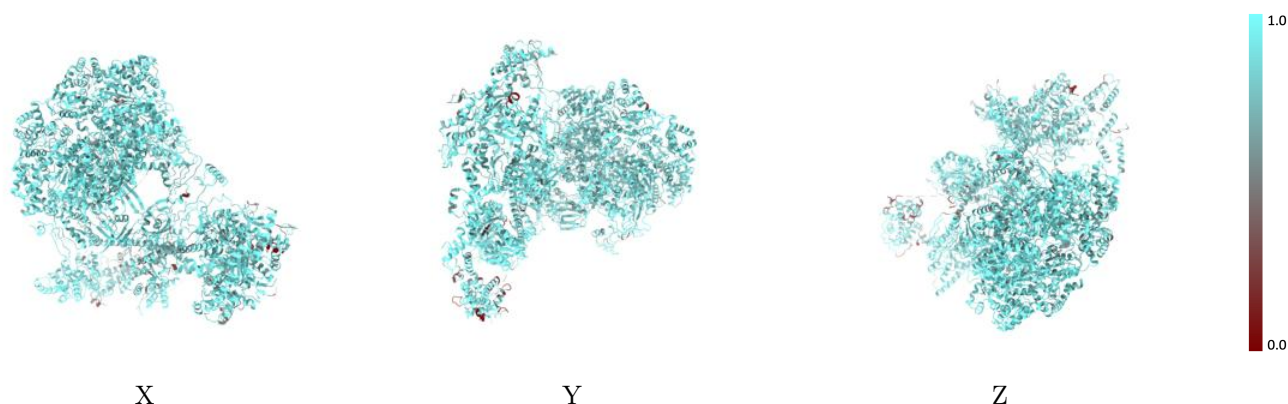
The images above show the 3D surface view of the map at the recommended contour level 2.5 at 50% transparency in yellow overlaid with a ribbon representation of the model coloured in blue. These images allow for the visual assessment of the quality of fit between the atomic model and the map.

9.2 Q-score mapped to coordinate model [i](#)



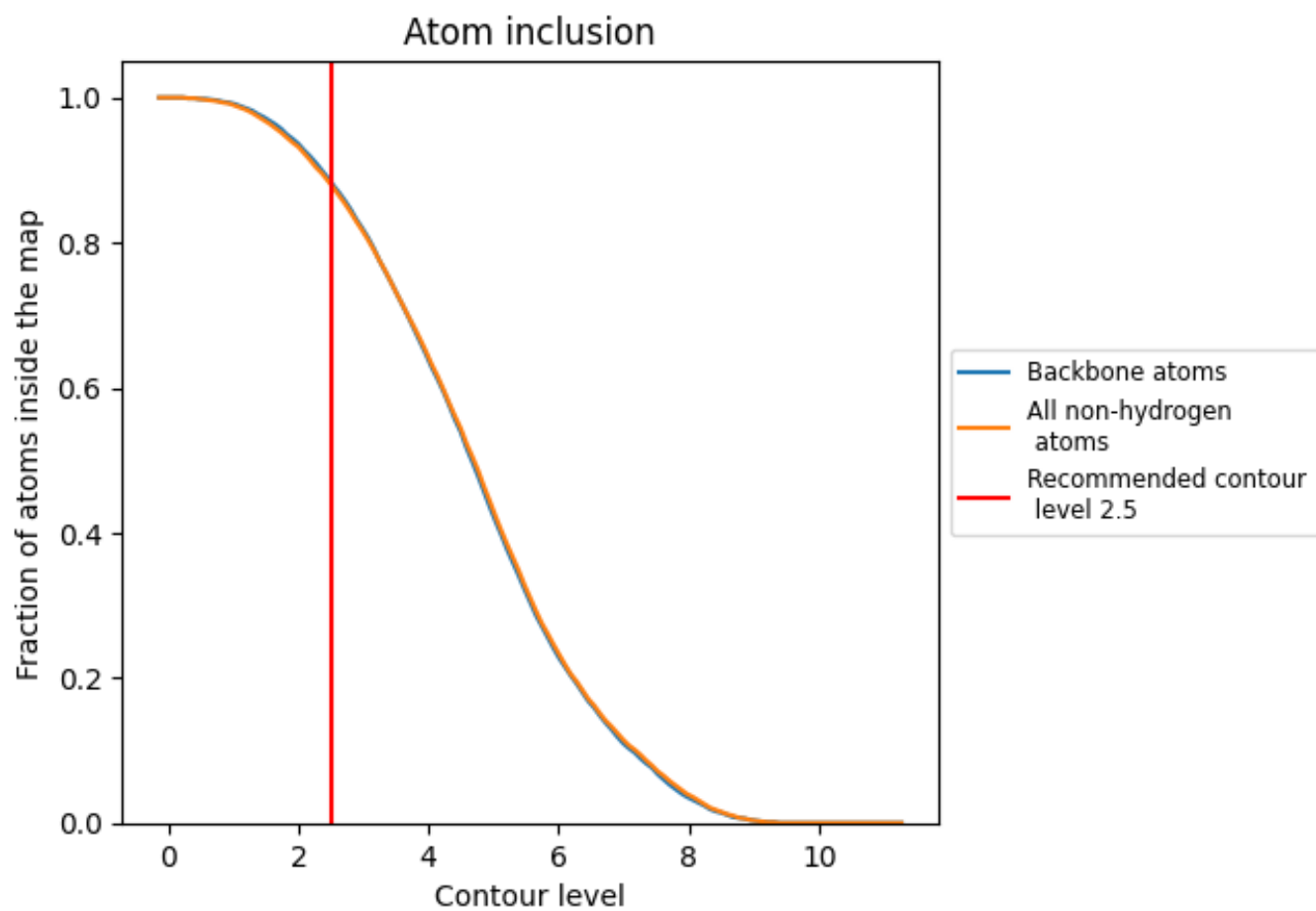
The images above show the model with each residue coloured according to its Q-score. This shows their resolvability in the map with higher Q-score values reflecting better resolvability. Please note: Q-score is calculating the resolvability of atoms, and thus high values are only expected at resolutions at which atoms can be resolved. Low Q-score values may therefore be expected for many entries.

9.3 Atom inclusion mapped to coordinate model [i](#)



The images above show the model with each residue coloured according to its atom inclusion. This shows to what extent they are inside the map at the recommended contour level (2.5).

































9.4 Atom inclusion [i](#)



At the recommended contour level, 88% of all backbone atoms, 88% of all non-hydrogen atoms, are inside the map.

9.5 Map-model fit summary

The table lists the average atom inclusion at the recommended contour level (2.5) and Q-score for the entire model and for each chain.

Chain	Atom inclusion	Q-score
All	 0.8800	 0.2920
A	 0.9030	 0.3460
B	 0.9090	 0.3580
C	 0.9220	 0.3950
D	 0.9070	 0.3780
E	 0.8730	 0.3570
F	 0.8870	 0.3530
G	 0.8990	 0.2320
H	 0.8090	 0.2730
I	 0.8260	 0.2330
J	 0.8790	 0.2700
K	 0.7820	 0.2210
L	 0.8510	 0.2500
M	 0.9060	 0.1390
N	 0.7940	 0.0900
O	 0.8650	 0.1000

