



# Full wwPDB NMR Structure Validation Report ⓘ

Jun 5, 2023 – 01:30 PM JST

PDB ID : 7CLV  
BMRB ID : 36365  
Title : Solution structure of mitochondrial Tim23 channel in complex with a signaling peptide  
Authors : Zhou, S.; Ruan, M.S.; Li, Y.Y.; Yang, J.; Richter, C.; Schwalbe, H.; Shen, B.; Wang, J.F.  
Deposited on : 2020-07-22

This is a Full wwPDB NMR Structure Validation Report for a publicly released PDB entry.

We welcome your comments at [validation@mail.wwpdb.org](mailto:validation@mail.wwpdb.org)

A user guide is available at

<https://www.wwpdb.org/validation/2017/NMRValidationReportHelp>

with specific help available everywhere you see the ⓘ symbol.

The types of validation reports are described at

<http://www.wwpdb.org/validation/2017/FAQs#types>.

---

The following versions of software and data (see [references ⓘ](#)) were used in the production of this report:

MolProbity : 4.02b-467  
Percentile statistics : 20191225.v01 (using entries in the PDB archive December 25th 2019)  
wwPDB-RCI : v\_1n\_11\_5\_13\_A (Berjanski et al., 2005)  
PANAV : Wang et al. (2010)  
wwPDB-ShiftChecker : v1.2  
BMRB Restraints Analysis : v1.2  
Ideal geometry (proteins) : Engh & Huber (2001)  
Ideal geometry (DNA, RNA) : Parkinson et al. (1996)  
Validation Pipeline (wwPDB-VP) : 2.33

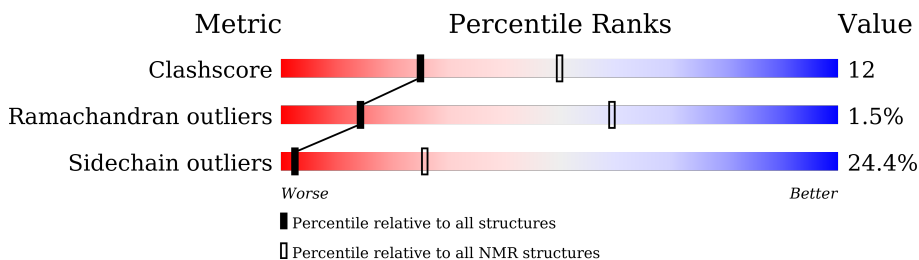
# 1 Overall quality at a glance

The following experimental techniques were used to determine the structure:

*SOLUTION NMR*

The overall completeness of chemical shifts assignment is 35%.

Percentile scores (ranging between 0-100) for global validation metrics of the entry are shown in the following graphic. The table shows the number of entries on which the scores are based.



Metric	Whole archive (#Entries)	NMR archive (#Entries)
Clashscore	158937	12864
Ramachandran outliers	154571	11451
Sidechain outliers	154315	11428

The table below summarises the geometric issues observed across the polymeric chains and their fit to the experimental data. The red, orange, yellow and green segments indicate the fraction of residues that contain outliers for  $\geq 3$ , 2, 1 and 0 types of geometric quality criteria. A cyan segment indicates the fraction of residues that are not part of the well-defined cores, and a grey segment represents the fraction of residues that are not modelled. The numeric value for each fraction is indicated below the corresponding segment, with a dot representing fractions  $\leq 5\%$ .

Mol	Chain	Length	Quality of chain
1	A	222	
1	B	222	
2	C	25	

## 2 Ensemble composition and analysis

This entry contains 15 models. Model 5 is the overall representative, medoid model (most similar to other models). The authors have identified model 1 as representative, based on the following criterion: *lowest energy*.

The following residues are included in the computation of the global validation metrics.

Well-defined (core) protein residues			
Well-defined core	Residue range (total)	Backbone RMSD (Å)	Medoid model
1	A:64-A:75, A:91-A:124, A:151-A:216, B:64-B:79, B:91-B:122, B:150-B:216 (227)	1.36	5

Ill-defined regions of proteins are excluded from the global statistics.

Ligands and non-protein polymers are included in the analysis.

The models can be grouped into 2 clusters. No single-model clusters were found.

Cluster number	Models
1	1, 2, 5, 6, 8, 9, 11, 12, 13, 14, 15
2	3, 4, 7, 10

### 3 Entry composition

There are 2 unique types of molecules in this entry. The entry contains 6985 atoms, of which 3514 are hydrogens and 0 are deuteriums.

- Molecule 1 is a protein called TIM23 isoform 1.

Mol	Chain	Residues	Atoms						Trace
			Total	C	H	N	O	S	
1	A	222	3274	1026	1643	281	315	9	0
1	B	222	3274	1026	1643	281	315	9	0

- Molecule 2 is a protein called COX4 isoform 1.


Mol	Chain	Residues	Atoms						Trace
			Total	C	H	N	O	S	
2	C	25	437	134	228	39	34	2	0

## 4 Residue-property plots [i](#)

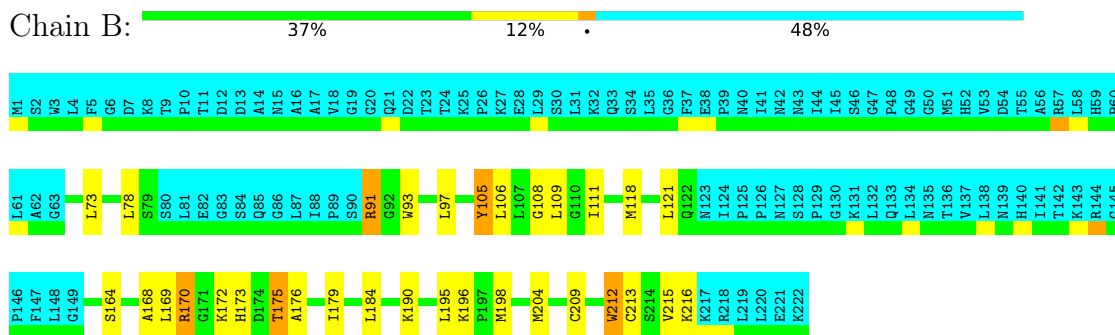
### 4.1 Average score per residue in the NMR ensemble

These plots are provided for all protein, RNA, DNA and oligosaccharide chains in the entry. The first graphic is the same as shown in the summary in section 1 of this report. The second graphic shows the sequence where residues are colour-coded according to the number of geometric quality criteria for which they contain at least one outlier: green = 0, yellow = 1, orange = 2 and red = 3 or more. Stretches of 2 or more consecutive residues without any outliers are shown as green connectors. Residues which are classified as ill-defined in the NMR ensemble, are shown in cyan with an underline colour-coded according to the previous scheme. Residues which were present in the experimental sample, but not modelled in the final structure are shown in grey.


- Molecule 1: TIM23 isoform 1



- Molecule 1: TIM23 isoform 1



- Molecule 2: COX4 isoform 1

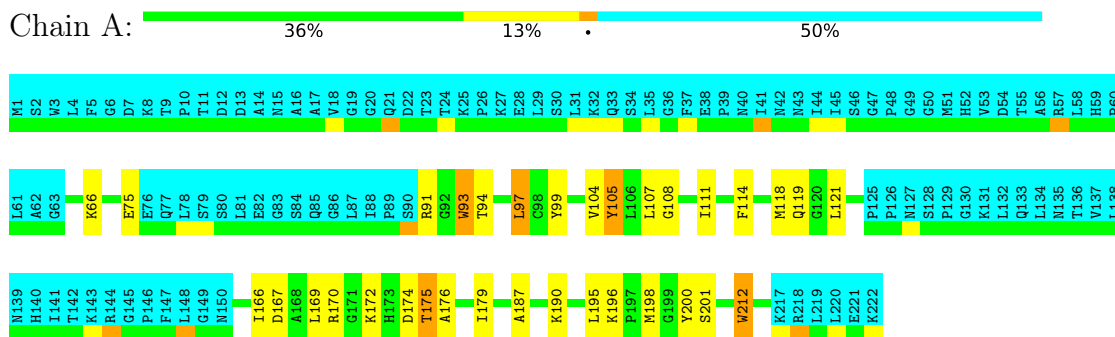


### 4.2 Scores per residue for each member of the ensemble


Colouring as in section 4.1 above.

### 4.2.1 Score per residue for model 1


- Molecule 1: TIM23 isoform 1



- Molecule 1: TIM23 isoform 1

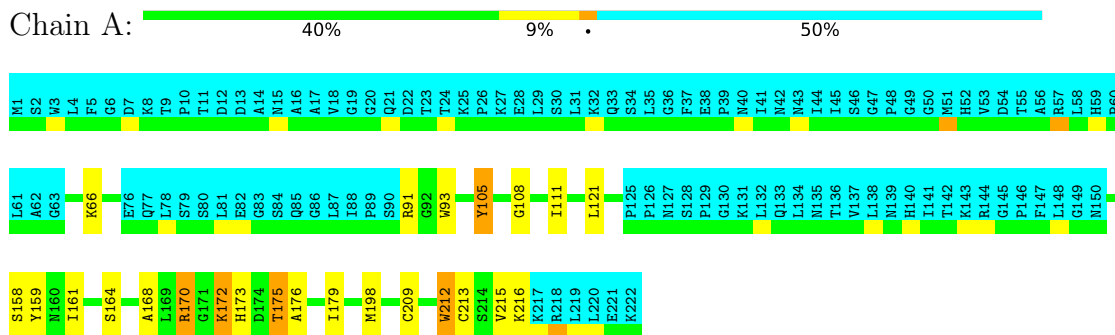


- Molecule 2: COX4 isoform 1




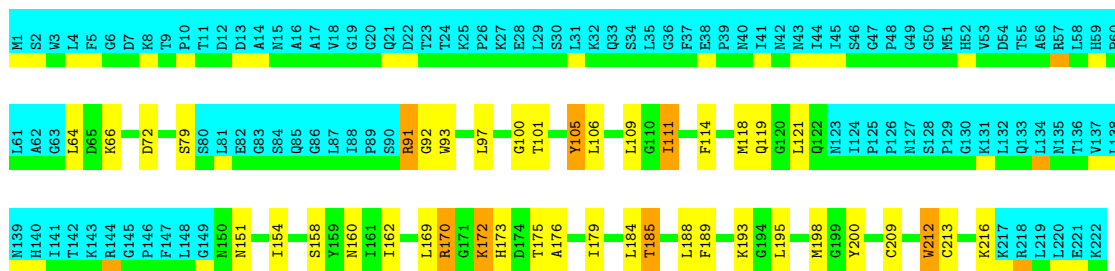
### 4.2.2 Score per residue for model 2

- Molecule 1: TIM23 isoform 1



- Molecule 1: TIM23 isoform 1

Chain B:  33% 16% 48%




- Molecule 2: COX4 isoform 1

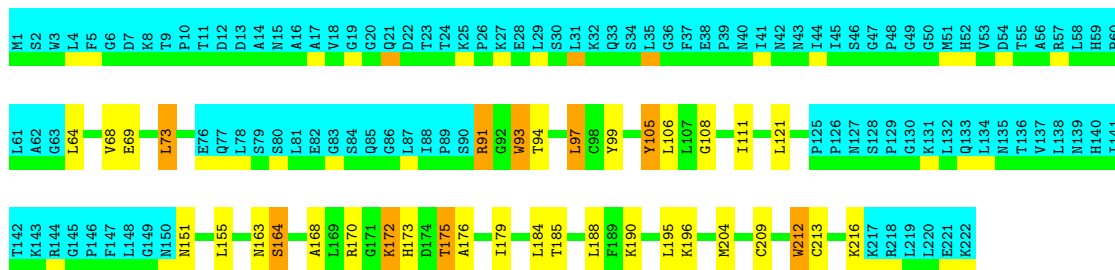
Chain C:  100%




### 4.2.3 Score per residue for model 3

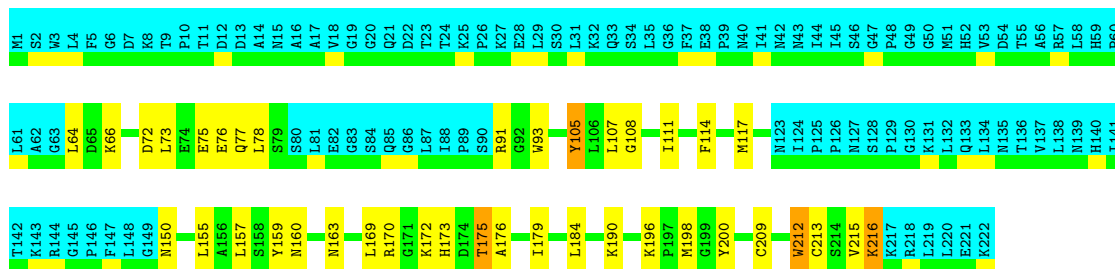
- Molecule 1: TIM23 isoform 1

Chain A:  34% 12% 50%




- Molecule 1: TIM23 isoform 1

Chain B:  34% 16% 48%



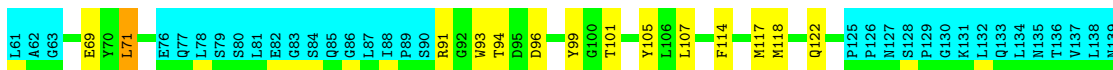
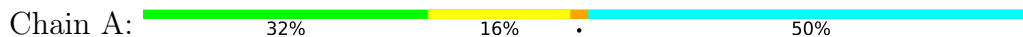
- Molecule 2: COX4 isoform 1

Chain C:  100%

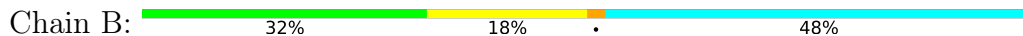


#### 4.2.4 Score per residue for model 4


- Molecule 1: TIM23 isoform 1



- Molecule 1: TIM23 isoform 1

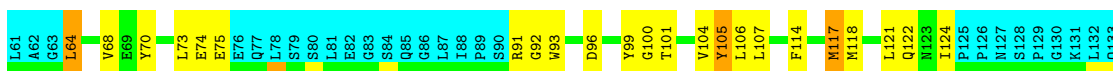
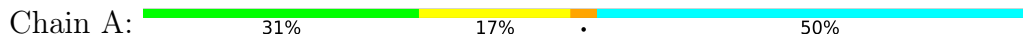


- Molecule 2: COX4 isoform 1

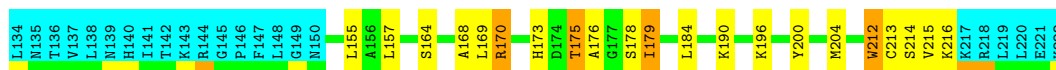


#### 4.2.5 Score per residue for model 5 (medoid)

- Molecule 1: TIM23 isoform 1








- Molecule 1: TIM23 isoform 1

Chain B: 37% 12% 48%



- Molecule 2: COX4 isoform 1

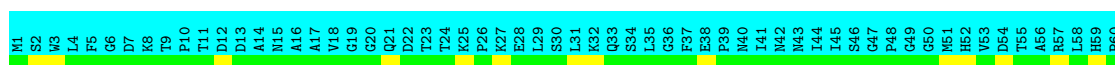
Chain C: 100%



#### 4.2.6 Score per residue for model 6


- Molecule 1: TIM23 isoform 1

Chain A: 34% 14% 50%




- Molecule 1: TIM23 isoform 1

Chain B: 36% 13% 48%




- Molecule 2: COX4 isoform 1

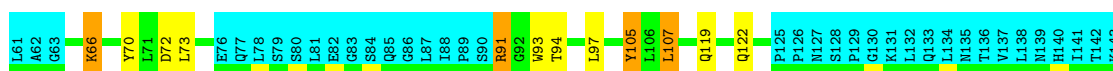
Chain C:  100%




#### 4.2.7 Score per residue for model 7

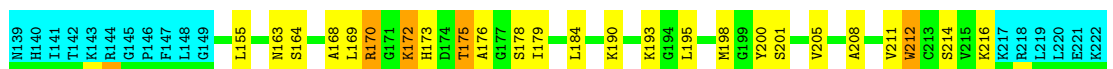
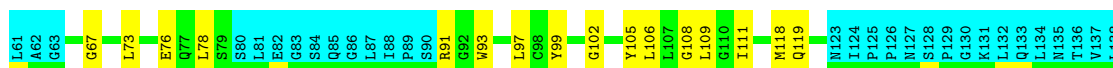
- Molecule 1: TIM23 isoform 1

Chain A:  34% 13% 50%



- Molecule 1: TIM23 isoform 1

Chain B:  33% 17% 48%




- Molecule 2: COX4 isoform 1


Chain C:  100%

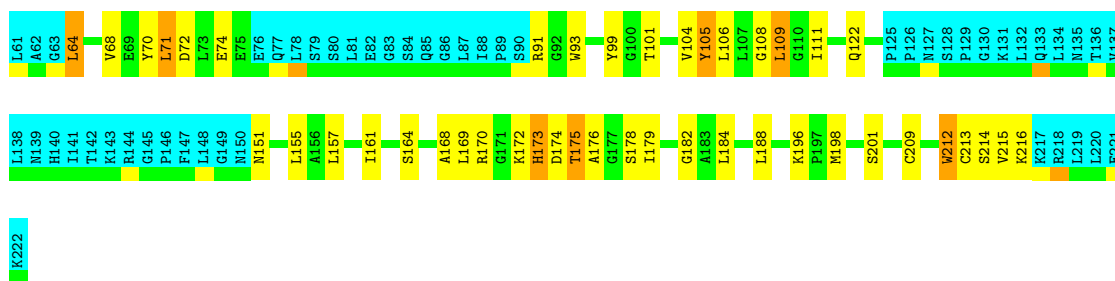


#### 4.2.8 Score per residue for model 8

- Molecule 1: TIM23 isoform 1

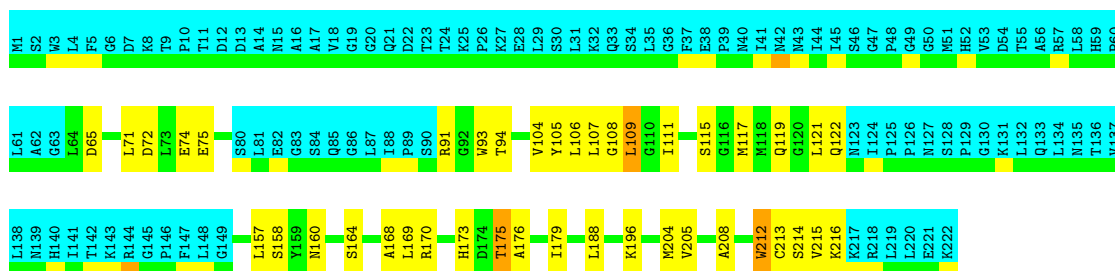
Chain A:  31% 17% 50%






- Molecule 1: TIM23 isoform 1

Chain B: 33% 17% 48%



- Molecule 2: COX4 isoform 1


Chain C: 100%



#### 4.2.9 Score per residue for model 9

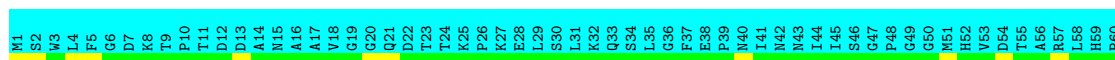
- Molecule 1: TIM23 isoform 1

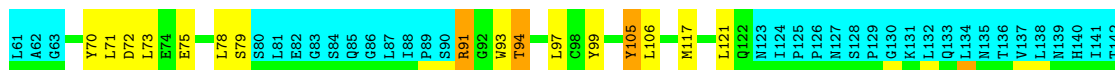
Chain A: 32% 15% 50%



- Molecule 1: TIM23 isoform 1


Chain B: 34% 15% 48%





- Molecule 2: COX4 isoform 1



Chain C: 100%



#### 4.2.10 Score per residue for model 10

- Molecule 1: TIM23 isoform 1

Chain A: 39% 10% 50%




- Molecule 1: TIM23 isoform 1

Chain B: 33% 18% 48%




- Molecule 2: COX4 isoform 1

Chain C: 100%



## 4.2.11 Score per residue for model 11


- Molecule 1: TIM23 isoform 1



- Molecule 1: TIM23 isoform 1

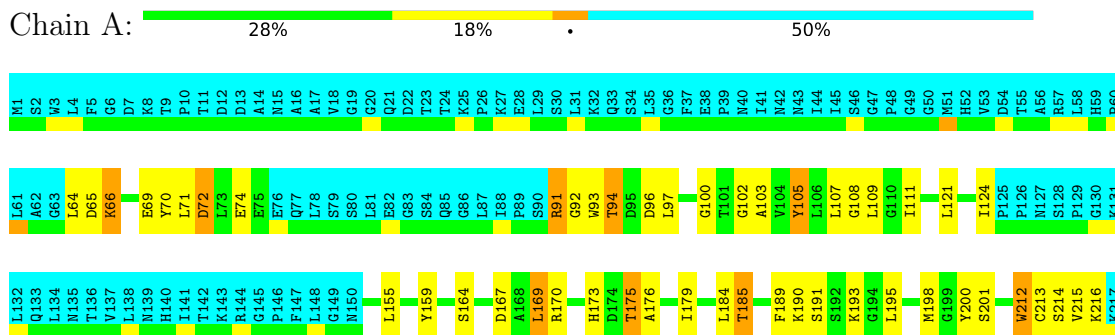


- Molecule 2: COX4 isoform 1



## 4.2.12 Score per residue for model 12

- Molecule 1: TIM23 isoform 1





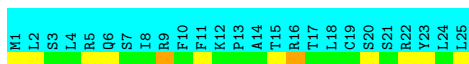
- Molecule 1: TIM23 isoform 1

Chain B: 31% 17% 48%



- Molecule 2: COX4 isoform 1

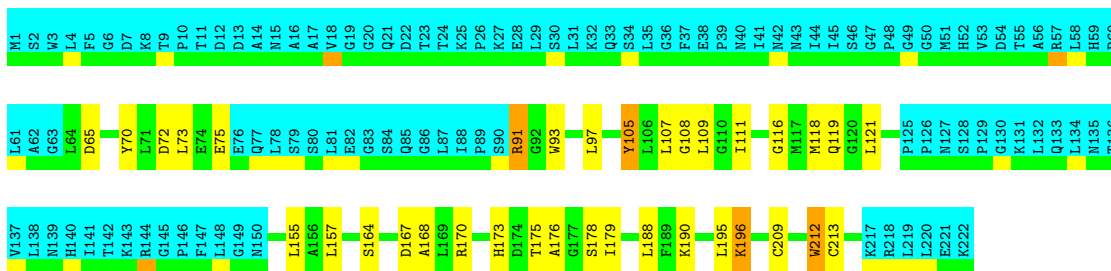
Chain C: 100%



#### 4.2.13 Score per residue for model 13

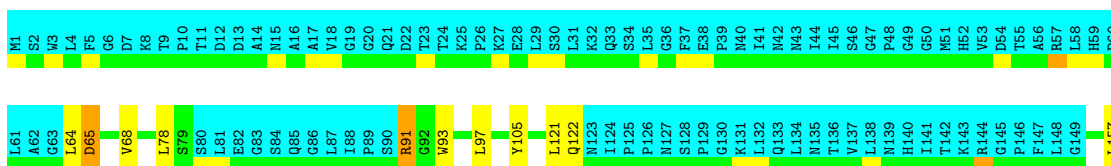
- Molecule 1: TIM23 isoform 1

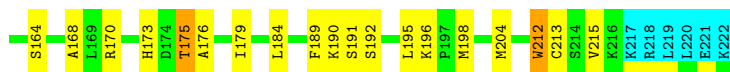
Chain A: 35% 14% 50%



- Molecule 1: TIM23 isoform 1

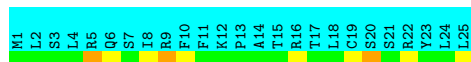
Chain B: 38% 12% 48%





- Molecule 2: COX4 isoform 1

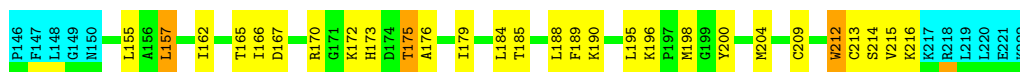
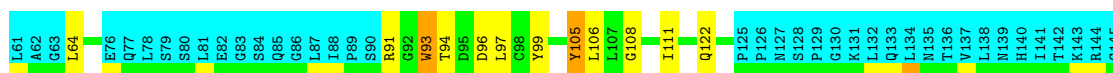
Chain C: 100%



#### 4.2.14 Score per residue for model 14

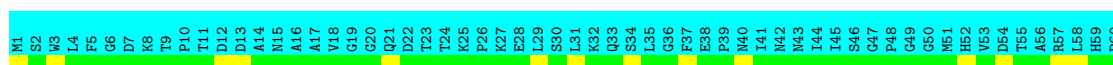
- Molecule 1: TIM23 isoform 1

Chain A: 32% 16% 50%




- Molecule 1: TIM23 isoform 1

Chain B: 33% 15% 48%



- Molecule 2: COX4 isoform 1

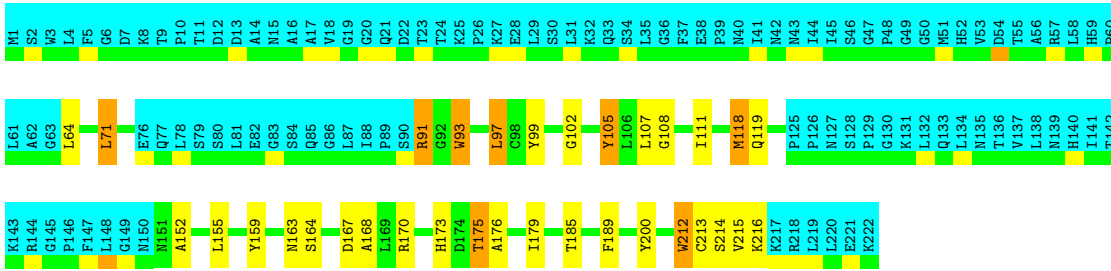
Chain C: 100%




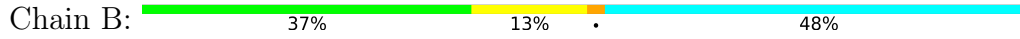
#### 4.2.15 Score per residue for model 15

- Molecule 1: TIM23 isoform 1


Chain A: 36% 11% 50%



• Molecule 1: TIM23 isoform 1



• Molecule 2: COX4 isoform 1





## 5 Refinement protocol and experimental data overview

The models were refined using the following method: *simulated annealing*.

Of the 100 calculated structures, 15 were deposited, based on the following criterion: *structures with the lowest energy*.

The following table shows the software used for structure solution, optimisation and refinement.

Software name	Classification	Version
X-PLOR NIH	structure calculation	
X-PLOR NIH	refinement	

The following table shows chemical shift validation statistics as aggregates over all chemical shift files. Detailed validation can be found in section 7 of this report.

Chemical shift file(s)	working_cs.cif
Number of chemical shift lists	1
Total number of shifts	1939
Number of shifts mapped to atoms	1939
Number of unparsed shifts	0
Number of shifts with mapping errors	0
Number of shifts with mapping warnings	0
Assignment completeness (well-defined parts)	35%

## 6 Model quality [i](#)

### 6.1 Standard geometry [i](#)

There are no covalent bond-length or bond-angle outliers.

Chiral center outliers are detected by calculating the chiral volume of a chiral center and verifying if the center is modelled as a planar moiety or with the opposite hand. A planarity outlier is detected by checking planarity of atoms in a peptide group, atoms in a mainchain group or atoms of a sidechain that are expected to be planar.

Mol	Chain	Chirality	Planarity
1	A	0.0±0.0	1.9±0.2
1	B	0.0±0.0	2.0±0.0
All	All	0	59

There are no bond-length outliers.

There are no bond-angle outliers.

There are no chirality outliers.

All unique planar outliers are listed below. They are sorted by the frequency of occurrence in the ensemble.

Mol	Chain	Res	Type	Group	Models (Total)
1	A	170	ARG	Sidechain	15
1	B	91	ARG	Sidechain	15
1	B	170	ARG	Sidechain	15
1	A	91	ARG	Sidechain	14

### 6.2 Too-close contacts [i](#)

In the following table, the Non-H and H(model) columns list the number of non-hydrogen atoms and hydrogen atoms in each chain respectively. The H(added) column lists the number of hydrogen atoms added and optimized by MolProbity. The Clashes column lists the number of clashes averaged over the ensemble.

Mol	Chain	Non-H	H(model)	H(added)	Clashes
1	A	807	809	809	22±5
1	B	831	828	828	21±5
2	C	0	0	0	0±0
All	All	24570	24555	24555	570

The all-atom clashscore is defined as the number of clashes found per 1000 atoms (including hydrogen atoms). The all-atom clashscore for this structure is 12.

All unique clashes are listed below, sorted by their clash magnitude.

Atom-1	Atom-2	Clash(Å)	Distance(Å)	Models	
				Worst	Total
1:A:175:THR:HG21	1:A:212:TRP:CD1	0.86	2.05	14	2
1:A:175:THR:HG23	1:B:105:TYR:CZ	0.85	2.07	2	9
1:A:105:TYR:CZ	1:B:175:THR:HG23	0.81	2.10	13	9
1:A:173:HIS:O	1:A:215:VAL:HG22	0.81	1.74	7	1
1:A:176:ALA:HB1	1:A:179:ILE:CG1	0.79	2.08	1	1
1:B:185:THR:HG22	1:B:189:PHE:CE2	0.77	2.14	2	2
1:A:176:ALA:CB	1:A:179:ILE:HD12	0.76	2.09	9	3
1:A:175:THR:HG23	1:B:105:TYR:OH	0.76	1.80	15	11
1:B:176:ALA:CB	1:B:179:ILE:HD12	0.76	2.11	8	1
1:B:173:HIS:O	1:B:215:VAL:HG22	0.75	1.81	4	2
1:A:179:ILE:CG1	1:B:109:LEU:HD23	0.75	2.12	8	1
1:A:212:TRP:O	1:A:215:VAL:HG23	0.75	1.82	7	1
1:B:212:TRP:O	1:B:215:VAL:HG23	0.74	1.82	4	3
1:A:93:TRP:CD1	1:A:105:TYR:OH	0.74	2.41	14	15
1:A:175:THR:HG21	1:A:212:TRP:CE2	0.74	2.18	8	2
1:A:185:THR:HG22	1:A:189:PHE:CE2	0.73	2.17	12	1
1:B:93:TRP:CD1	1:B:105:TYR:OH	0.73	2.42	1	15
1:A:179:ILE:HG13	1:B:109:LEU:HD23	0.73	1.59	8	1
1:A:105:TYR:OH	1:B:175:THR:HG23	0.73	1.84	8	12
1:B:176:ALA:O	1:B:179:ILE:HG22	0.73	1.84	3	5
1:B:176:ALA:HB1	1:B:179:ILE:CG1	0.72	2.14	5	7
1:A:173:HIS:CD2	1:A:175:THR:HG23	0.72	2.19	6	1
1:A:176:ALA:O	1:A:179:ILE:HG22	0.71	1.86	8	6
1:B:176:ALA:HB1	1:B:179:ILE:HG12	0.70	1.63	5	6
1:B:108:GLY:HA2	1:B:111:ILE:HD12	0.69	1.64	4	6
1:B:118:MET:SD	1:B:156:ALA:HB2	0.69	2.27	14	1
1:A:176:ALA:HB1	1:A:179:ILE:HG12	0.67	1.66	1	1
1:A:212:TRP:HA	1:A:212:TRP:CE3	0.67	2.25	6	15
1:A:109:LEU:HD12	1:B:179:ILE:HD12	0.66	1.67	13	1
1:A:64:LEU:O	1:A:68:VAL:HG23	0.66	1.91	8	4
1:A:97:LEU:O	1:A:97:LEU:HD23	0.66	1.89	7	1
1:A:108:GLY:HA2	1:A:111:ILE:HD12	0.66	1.66	14	7
1:A:175:THR:HG21	1:A:212:TRP:NE1	0.66	2.06	8	2
1:B:174:ASP:O	1:B:175:THR:HG23	0.66	1.90	14	1
1:A:179:ILE:HG23	1:B:109:LEU:HD13	0.65	1.69	10	1
1:A:175:THR:HG21	1:A:212:TRP:CG	0.65	2.27	14	2
1:B:185:THR:HG22	1:B:189:PHE:CZ	0.64	2.28	2	1
1:A:185:THR:HG22	1:A:189:PHE:CE1	0.63	2.29	15	1
1:B:163:ASN:OD1	1:B:166:ILE:HD13	0.62	1.95	4	1
1:A:109:LEU:O	1:A:109:LEU:HD23	0.62	1.95	12	2
1:A:64:LEU:HD12	1:B:66:LYS:HD3	0.62	1.70	6	1

*Continued on next page...*

Continued from previous page...

Atom-1	Atom-2	Clash(Å)	Distance(Å)	Models	
				Worst	Total
1:A:173:HIS:CD2	1:A:212:TRP:CD2	0.62	2.88	4	1
1:A:165:THR:O	1:A:169:LEU:HD12	0.61	1.95	4	1
1:A:175:THR:HG22	1:A:176:ALA:N	0.61	2.11	1	12
1:B:157:LEU:HD23	1:B:157:LEU:O	0.61	1.96	8	1
1:A:179:ILE:HD13	1:A:179:ILE:O	0.60	1.96	5	1
1:A:169:LEU:HD12	1:A:169:LEU:O	0.60	1.95	11	1
1:B:212:TRP:HA	1:B:212:TRP:CE3	0.60	2.31	14	15
1:A:164:SER:O	1:A:168:ALA:HB2	0.60	1.97	6	10
1:B:169:LEU:HD23	1:B:169:LEU:O	0.59	1.97	3	2
1:B:118:MET:CE	1:B:156:ALA:HB2	0.59	2.27	6	1
1:B:175:THR:HG22	1:B:176:ALA:N	0.58	2.13	6	13
1:B:150:ASN:O	1:B:154:ILE:HG22	0.58	1.98	1	1
1:B:108:GLY:O	1:B:111:ILE:HG22	0.58	1.99	6	5
1:A:69:GLU:OE1	1:A:73:LEU:HD22	0.58	1.99	3	1
1:B:151:ASN:O	1:B:154:ILE:HG22	0.58	1.99	2	1
1:B:118:MET:HE2	1:B:156:ALA:HB2	0.58	1.76	6	1
1:B:111:ILE:O	1:B:111:ILE:HG22	0.57	1.99	2	1
1:B:164:SER:O	1:B:168:ALA:HB2	0.57	1.99	7	8
1:A:70:TYR:CE2	1:B:71:LEU:HD13	0.57	2.34	8	1
1:A:103:ALA:HB1	1:A:107:LEU:HD13	0.57	1.77	12	1
1:B:176:ALA:HB1	1:B:179:ILE:HG13	0.57	1.77	14	1
1:B:93:TRP:CD1	1:B:93:TRP:N	0.56	2.74	14	7
1:A:107:LEU:HD11	1:A:166:ILE:HG21	0.56	1.78	4	1
1:A:107:LEU:O	1:A:107:LEU:HD13	0.56	2.01	7	1
1:A:94:THR:HG22	1:A:94:THR:O	0.55	2.01	3	1
1:B:68:VAL:HA	1:B:71:LEU:HD12	0.55	1.78	1	1
1:A:109:LEU:HD12	1:B:179:ILE:CD1	0.55	2.32	13	1
1:A:173:HIS:CD2	1:A:212:TRP:CE2	0.55	2.95	4	1
1:A:176:ALA:HB1	1:A:179:ILE:HD13	0.55	1.78	7	2
1:B:97:LEU:O	1:B:97:LEU:HD23	0.54	2.03	6	1
1:B:187:ALA:HB3	1:B:198:MET:CE	0.54	2.33	9	1
1:B:173:HIS:CG	1:B:212:TRP:CZ3	0.54	2.96	9	4
1:A:97:LEU:O	1:A:97:LEU:HD13	0.53	2.03	3	1
1:A:175:THR:HG21	1:A:212:TRP:CD2	0.53	2.38	8	2
1:B:173:HIS:CG	1:B:212:TRP:CH2	0.53	2.97	4	2
1:B:151:ASN:HA	1:B:154:ILE:HD12	0.53	1.81	4	2
1:A:117:MET:CE	1:A:121:LEU:HD13	0.53	2.34	5	1
1:A:97:LEU:HD12	1:A:102:GLY:HA3	0.53	1.79	15	1
1:B:176:ALA:HB1	1:B:179:ILE:HD13	0.52	1.81	4	1
1:B:173:HIS:CB	1:B:212:TRP:CZ3	0.52	2.92	2	9
1:A:166:ILE:HA	1:A:169:LEU:HD12	0.52	1.82	1	1

Continued on next page...

*Continued from previous page...*

Atom-1	Atom-2	Clash(Å)	Distance(Å)	Models	
				Worst	Total
1:A:205:VAL:O	1:A:208:ALA:HB3	0.51	2.05	7	2
1:A:173:HIS:CB	1:A:212:TRP:CZ3	0.51	2.94	13	6
1:B:121:LEU:O	1:B:121:LEU:HD23	0.51	2.05	4	1
1:A:70:TYR:HE2	1:B:71:LEU:HD13	0.51	1.65	8	1
1:A:151:ASN:O	1:A:154:ILE:HG22	0.51	2.04	7	1
1:A:71:LEU:HD13	1:B:70:TYR:CE2	0.51	2.41	11	1
1:B:174:ASP:O	1:B:176:ALA:N	0.51	2.44	11	1
1:A:175:THR:HG23	1:A:176:ALA:N	0.51	2.19	8	2
1:A:174:ASP:OD2	1:A:215:VAL:HG11	0.50	2.06	6	1
1:A:93:TRP:CD1	1:A:93:TRP:N	0.50	2.80	10	8
1:A:212:TRP:HA	1:A:212:TRP:HE3	0.50	1.64	6	5
1:B:205:VAL:O	1:B:208:ALA:HB3	0.50	2.07	14	6
1:A:174:ASP:O	1:A:176:ALA:N	0.50	2.45	1	1
1:A:213:CYS:O	1:A:215:VAL:HG12	0.50	2.06	14	8
1:A:172:LYS:HB3	1:A:212:TRP:CH2	0.50	2.40	6	1
1:A:100:GLY:O	1:A:101:THR:HG23	0.50	2.06	5	1
1:A:182:GLY:HA3	1:B:109:LEU:HD11	0.50	1.82	8	1
1:B:187:ALA:HB1	1:B:198:MET:SD	0.50	2.47	12	1
1:A:109:LEU:HD12	1:B:179:ILE:HG23	0.49	1.84	8	1
1:B:158:SER:O	1:B:162:ILE:HD12	0.49	2.06	6	3
1:A:173:HIS:CE1	1:A:212:TRP:O	0.49	2.66	4	1
1:B:173:HIS:O	1:B:212:TRP:O	0.49	2.30	8	1
1:A:71:LEU:HD23	1:A:72:ASP:OD1	0.49	2.08	12	1
1:B:169:LEU:HD12	1:B:169:LEU:O	0.49	2.07	7	2
1:A:173:HIS:CG	1:A:212:TRP:CZ3	0.49	3.00	7	3
1:A:94:THR:HG22	1:A:97:LEU:HB2	0.49	1.84	1	1
1:B:213:CYS:O	1:B:215:VAL:HG12	0.49	2.07	11	8
1:B:213:CYS:O	1:B:215:VAL:N	0.48	2.47	9	12
1:A:174:ASP:O	1:A:175:THR:O	0.48	2.30	6	1
1:A:174:ASP:O	1:A:175:THR:C	0.48	2.52	8	1
1:B:109:LEU:C	1:B:109:LEU:HD23	0.48	2.29	1	1
1:B:100:GLY:O	1:B:101:THR:HG23	0.48	2.08	2	1
1:A:71:LEU:HD23	1:B:74:GLU:OE1	0.48	2.08	15	2
1:A:107:LEU:O	1:A:107:LEU:HD23	0.48	2.08	1	1
1:A:70:TYR:CD2	1:B:71:LEU:HD12	0.48	2.43	5	1
1:A:108:GLY:O	1:A:111:ILE:HG22	0.48	2.07	15	1
1:A:74:GLU:HG2	1:B:71:LEU:HD12	0.48	1.84	8	1
1:A:176:ALA:HB3	1:A:179:ILE:HD12	0.48	1.85	14	1
1:A:107:LEU:O	1:A:111:ILE:HG23	0.47	2.08	12	1
1:A:173:HIS:O	1:A:212:TRP:O	0.47	2.31	15	1
1:B:173:HIS:HB3	1:B:212:TRP:CZ3	0.47	2.44	3	3

*Continued on next page...*

*Continued from previous page...*

Atom-1	Atom-2	Clash(Å)	Distance(Å)	Models	
				Worst	Total
1:A:173:HIS:CD2	1:A:212:TRP:CE3	0.47	3.02	4	1
1:A:173:HIS:CD2	1:A:175:THR:H	0.47	2.28	4	1
1:A:213:CYS:O	1:A:215:VAL:N	0.47	2.47	14	9
1:A:94:THR:HA	1:A:97:LEU:HD12	0.47	1.84	14	1
1:B:103:ALA:HB1	1:B:107:LEU:HD13	0.47	1.85	12	1
1:A:175:THR:CG2	1:A:212:TRP:CE2	0.46	2.95	8	1
1:A:185:THR:HA	1:A:188:LEU:HD12	0.46	1.88	3	1
1:A:96:ASP:OD1	1:A:104:VAL:HG21	0.46	2.10	9	1
1:A:175:THR:HG23	1:B:105:TYR:CE1	0.46	2.45	2	1
1:A:209:CYS:O	1:A:213:CYS:CB	0.46	2.63	14	10
1:A:118:MET:SD	1:A:156:ALA:HB2	0.46	2.51	9	2
1:A:169:LEU:HD23	1:A:169:LEU:O	0.46	2.11	12	1
1:B:175:THR:OG1	1:B:212:TRP:CZ2	0.45	2.64	15	5
1:A:173:HIS:O	1:A:212:TRP:CD2	0.45	2.69	6	1
1:B:187:ALA:HB3	1:B:198:MET:HE3	0.45	1.87	9	1
1:A:176:ALA:HB1	1:A:179:ILE:HG13	0.45	1.84	1	1
1:A:157:LEU:CD2	1:A:161:ILE:HD11	0.45	2.41	8	1
1:A:175:THR:OG1	1:A:212:TRP:CZ2	0.45	2.63	10	4
1:A:74:GLU:CG	1:B:71:LEU:HD12	0.45	2.42	8	1
1:B:173:HIS:HB3	1:B:212:TRP:CD2	0.45	2.47	14	1
1:A:174:ASP:CG	1:A:215:VAL:HG11	0.45	2.32	6	1
1:A:175:THR:HB	1:A:212:TRP:NE1	0.45	2.27	5	4
1:A:105:TYR:CE1	1:B:175:THR:HG23	0.45	2.45	13	1
1:A:124:ILE:O	1:A:124:ILE:HG23	0.45	2.12	5	2
1:A:71:LEU:HD12	1:B:70:TYR:HE1	0.44	1.73	9	1
1:B:176:ALA:CB	1:B:179:ILE:CG1	0.44	2.94	9	1
1:A:172:LYS:O	1:A:173:HIS:O	0.44	2.35	6	1
1:A:162:ILE:O	1:A:165:THR:HG22	0.44	2.13	14	1
1:B:104:VAL:HG13	1:B:105:TYR:N	0.44	2.27	8	3
1:B:108:GLY:O	1:B:111:ILE:CG2	0.44	2.66	8	4
1:A:175:THR:CG2	1:A:176:ALA:N	0.44	2.81	1	1
1:A:179:ILE:HG23	1:B:109:LEU:CD1	0.44	2.42	10	1
1:B:175:THR:HB	1:B:212:TRP:NE1	0.44	2.28	1	5
1:B:65:ASP:HA	1:B:68:VAL:HG12	0.44	1.88	13	1
1:A:172:LYS:CB	1:A:212:TRP:CZ3	0.44	3.01	6	1
1:A:182:GLY:HA3	1:B:109:LEU:HD21	0.44	1.89	8	1
1:B:209:CYS:O	1:B:213:CYS:CB	0.43	2.66	12	9
1:A:174:ASP:OD2	1:A:174:ASP:N	0.43	2.50	6	1
1:B:172:LYS:O	1:B:212:TRP:CZ3	0.43	2.71	14	1
1:A:176:ALA:CB	1:A:179:ILE:CD1	0.43	2.95	10	1
1:A:94:THR:HG22	1:A:102:GLY:CA	0.43	2.43	12	1

*Continued on next page...*

*Continued from previous page...*

Atom-1	Atom-2	Clash(Å)	Distance(Å)	Models	
				Worst	Total
1:B:173:HIS:CB	1:B:212:TRP:CD2	0.43	3.01	14	1
1:A:173:HIS:ND1	1:A:212:TRP:O	0.43	2.51	4	1
1:B:212:TRP:HA	1:B:212:TRP:HE3	0.43	1.71	4	3
1:A:164:SER:O	1:A:168:ALA:N	0.43	2.52	6	1
1:A:172:LYS:CD	1:A:172:LYS:O	0.43	2.67	11	1
1:A:104:VAL:HG23	1:A:105:TYR:N	0.43	2.28	5	1
1:A:173:HIS:NE2	1:A:175:THR:HG23	0.43	2.28	6	1
1:A:109:LEU:CD1	1:B:179:ILE:HG23	0.43	2.43	8	1
1:A:175:THR:CG2	1:A:212:TRP:NE1	0.43	2.80	14	2
1:A:93:TRP:CD2	1:A:93:TRP:N	0.43	2.86	14	1
1:B:157:LEU:HD23	1:B:157:LEU:C	0.42	2.33	8	1
1:A:70:TYR:CE2	1:B:71:LEU:HD12	0.42	2.48	5	1
1:A:93:TRP:NE1	1:B:174:ASP:OD1	0.42	2.51	10	1
1:B:185:THR:OG1	1:B:189:PHE:CE1	0.42	2.72	10	1
1:A:165:THR:HG23	1:A:166:ILE:N	0.42	2.29	14	1
1:A:175:THR:O	1:A:179:ILE:HG22	0.42	2.15	6	1
1:B:188:LEU:HD12	1:B:198:MET:SD	0.42	2.55	1	1
1:B:172:LYS:O	1:B:172:LYS:CG	0.42	2.67	7	2
1:B:176:ALA:HB1	1:B:179:ILE:HD12	0.42	1.88	8	1
1:A:118:MET:HE3	1:A:118:MET:HA	0.42	1.91	15	1
1:B:213:CYS:C	1:B:215:VAL:N	0.42	2.72	9	6
1:A:71:LEU:HD13	1:B:70:TYR:HE2	0.42	1.74	11	1
1:A:173:HIS:CG	1:A:212:TRP:CH2	0.42	3.07	7	2
1:B:173:HIS:CE1	1:B:211:VAL:O	0.42	2.72	7	1
1:B:94:THR:HG22	1:B:97:LEU:HB2	0.42	1.91	9	1
1:A:104:VAL:HG13	1:A:105:TYR:N	0.42	2.29	8	2
1:A:179:ILE:HG23	1:A:180:GLY:N	0.42	2.30	6	1
1:A:75:GLU:HG2	1:B:78:LEU:HD12	0.42	1.91	5	1
1:A:92:GLY:O	1:A:93:TRP:CE3	0.41	2.73	5	1
1:A:157:LEU:HD12	1:A:204:MET:CE	0.41	2.45	14	1
1:A:105:TYR:OH	1:B:175:THR:HA	0.41	2.15	4	1
1:A:173:HIS:HB3	1:A:212:TRP:CZ3	0.41	2.50	11	1
1:B:69:GLU:HG2	1:B:73:LEU:HD13	0.41	1.90	12	1
1:A:187:ALA:HB1	1:A:198:MET:SD	0.41	2.55	1	1
1:A:172:LYS:HB2	1:A:212:TRP:CZ3	0.41	2.49	6	1
1:B:173:HIS:O	1:B:215:VAL:HB	0.41	2.15	8	1
1:A:188:LEU:HD11	1:A:196:LYS:HE2	0.41	1.91	13	1
1:A:175:THR:CB	1:A:212:TRP:CE2	0.41	3.03	14	1
1:A:213:CYS:C	1:A:215:VAL:N	0.41	2.74	7	6
1:B:103:ALA:O	1:B:107:LEU:CB	0.41	2.69	11	1
1:B:94:THR:O	1:B:94:THR:HG23	0.41	2.15	1	1

*Continued on next page...*



*Continued from previous page...*

Atom-1	Atom-2	Clash(Å)	Distance(Å)	Models	
				Worst	Total
1:A:158:SER:HA	1:A:161:ILE:HD12	0.41	1.92	2	1
1:A:172:LYS:O	1:A:172:LYS:CG	0.41	2.69	3	1
1:A:170:ARG:HB3	1:A:173:HIS:NE2	0.41	2.31	5	1
1:A:96:ASP:OD1	1:A:173:HIS:CE1	0.41	2.74	5	1
1:B:92:GLY:O	1:B:93:TRP:CE3	0.41	2.74	2	1
1:A:173:HIS:CD2	1:A:175:THR:CG2	0.41	2.99	6	1
1:A:176:ALA:O	1:A:180:GLY:N	0.41	2.54	6	1
1:B:172:LYS:HG2	1:B:172:LYS:O	0.41	2.16	12	1
1:B:174:ASP:O	1:B:175:THR:CG2	0.41	2.66	14	1
1:B:92:GLY:O	1:B:93:TRP:CD2	0.41	2.74	2	1
1:A:175:THR:HA	1:B:105:TYR:OH	0.41	2.16	4	1
1:B:185:THR:HG22	1:B:189:PHE:CE1	0.41	2.50	5	1
1:B:99:TYR:O	1:B:99:TYR:CG	0.41	2.74	6	1
1:B:173:HIS:HB2	1:B:212:TRP:CZ3	0.41	2.51	7	1
1:A:92:GLY:C	1:A:93:TRP:CG	0.41	2.94	12	1
1:A:96:ASP:O	1:A:100:GLY:N	0.41	2.54	12	1
1:A:184:LEU:C	1:A:184:LEU:HD23	0.41	2.36	14	1
1:A:176:ALA:HB3	1:A:179:ILE:HG12	0.41	1.93	15	1
1:A:172:LYS:O	1:A:172:LYS:HG2	0.41	2.15	2	1
1:B:104:VAL:CG2	1:B:170:ARG:NE	0.41	2.84	6	1
1:B:69:GLU:CG	1:B:73:LEU:HD13	0.41	2.46	12	1
1:A:179:ILE:CG2	1:A:180:GLY:N	0.40	2.85	6	1
1:A:103:ALA:O	1:A:107:LEU:CB	0.40	2.69	9	1
1:B:176:ALA:O	1:B:179:ILE:CG1	0.40	2.68	11	1
1:A:185:THR:O	1:A:189:PHE:CD2	0.40	2.73	14	1
1:B:185:THR:CG2	1:B:189:PHE:CZ	0.40	3.03	2	1
1:B:97:LEU:C	1:B:97:LEU:HD23	0.40	2.36	4	1
1:A:109:LEU:HD11	1:B:182:GLY:HA3	0.40	1.92	10	1
1:B:96:ASP:N	1:B:96:ASP:OD1	0.40	2.54	10	1
1:A:116:GLY:CA	1:B:189:PHE:CB	0.40	2.99	13	1
1:A:175:THR:OG1	1:A:212:TRP:NE1	0.40	2.54	14	1
1:A:71:LEU:HD12	1:B:70:TYR:CE1	0.40	2.52	4	1
1:A:70:TYR:CD2	1:B:67:GLY:O	0.40	2.74	7	1
1:B:97:LEU:HD12	1:B:102:GLY:HA2	0.40	1.93	7	1
1:A:101:THR:HG22	1:A:101:THR:O	0.40	2.17	4	1
1:A:67:GLY:O	1:B:70:TYR:CD2	0.40	2.74	11	1
1:B:174:ASP:HB3	1:B:215:VAL:HG11	0.40	1.93	11	1
1:A:94:THR:CG2	1:A:102:GLY:CA	0.40	2.99	12	1
1:A:173:HIS:O	1:A:215:VAL:HB	0.40	2.17	12	1
1:A:173:HIS:CE1	1:B:93:TRP:CZ2	0.40	3.10	8	1
1:B:109:LEU:HD13	1:B:109:LEU:C	0.40	2.37	8	1

*Continued on next page...*



Continued from previous page...

Atom-1	Atom-2	Clash(Å)	Distance(Å)	Models	
				Worst	Total
1:A:65:ASP:O	1:A:68:VAL:HG22	0.40	2.17	9	1
1:A:109:LEU:HD23	1:A:109:LEU:C	0.40	2.37	9	1
1:A:108:GLY:O	1:A:111:ILE:CG1	0.40	2.70	12	1

## 6.3 Torsion angles [i](#)

### 6.3.1 Protein backbone [i](#)

In the following table, the Percentiles column shows the percent Ramachandran outliers of the chain as a percentile score with respect to all PDB entries followed by that with respect to all NMR entries. The Analysed column shows the number of residues for which the backbone conformation was analysed and the total number of residues.

Mol	Chain	Analysed	Favoured	Allowed	Outliers	Percentiles	
1	A	112/222 (50%)	101±3 (90±2%)	10±3 (9±2%)	2±1 (1±1%)	15	61
1	B	115/222 (52%)	103±2 (89±2%)	11±2 (9±2%)	2±1 (2±1%)	14	59
2	C	0	-	-	-	-	-
All	All	3405/7035 (48%)	3049 (90%)	306 (9%)	50 (1%)	14	59

All 12 unique Ramachandran outliers are listed below. They are sorted by the frequency of occurrence in the ensemble.

Mol	Chain	Res	Type	Models (Total)
1	A	175	THR	12
1	B	175	THR	12
1	A	214	SER	8
1	B	214	SER	5
1	B	216	LYS	3
1	A	91	ARG	2
1	B	171	GLY	2
1	B	91	ARG	2
1	B	194	GLY	1
1	B	111	ILE	1
1	A	173	HIS	1
1	A	192	SER	1

### 6.3.2 Protein sidechains [i](#)

In the following table, the Percentiles column shows the percent sidechain outliers of the chain as a percentile score with respect to all PDB entries followed by that with respect to all NMR entries. The Analysed column shows the number of residues for which the sidechain conformation was analysed and the total number of residues.

Mol	Chain	Analysed	Rotameric	Outliers	Percentiles
1	A	81/173 (47%)	62±4 (76±5%)	19±4 (24±5%)	<b>2</b> 26
1	B	84/173 (49%)	63±4 (75±5%)	21±4 (25±5%)	<b>2</b> 25
2	C	0	-	-	-
All	All	2475/5550 (45%)	1871 (76%)	604 (24%)	<b>2</b> 26

All 122 unique residues with a non-rotameric sidechain are listed below. They are sorted by the frequency of occurrence in the ensemble.

Mol	Chain	Res	Type	Models (Total)
1	A	212	TRP	15
1	B	212	TRP	15
1	A	105	TYR	13
1	B	172	LYS	12
1	A	172	LYS	11
1	A	99	TYR	10
1	B	184	LEU	10
1	B	105	TYR	10
1	B	78	LEU	10
1	A	190	LYS	9
1	A	196	LYS	9
1	A	200	TYR	9
1	B	121	LEU	9
1	A	216	LYS	9
1	B	106	LEU	9
1	A	97	LEU	8
1	A	167	ASP	8
1	B	190	LYS	8
1	B	204	MET	8
1	B	195	LEU	8
1	B	198	MET	8
1	A	91	ARG	8
1	A	155	LEU	8
1	A	184	LEU	8
1	B	73	LEU	8
1	B	196	LYS	8
1	A	195	LEU	7

*Continued on next page...*

*Continued from previous page...*

Mol	Chain	Res	Type	Models (Total)
1	A	201	SER	7
1	B	91	ARG	7
1	B	170	ARG	7
1	B	72	ASP	7
1	A	73	LEU	7
1	A	188	LEU	7
1	A	66	LYS	6
1	A	121	LEU	6
1	B	64	LEU	6
1	B	117	MET	6
1	B	66	LYS	6
1	B	118	MET	6
1	B	119	GLN	6
1	B	188	LEU	6
1	B	193	LYS	6
1	B	159	TYR	6
1	A	122	GLN	6
1	A	157	LEU	6
1	A	118	MET	5
1	B	107	LEU	5
1	B	157	LEU	5
1	A	159	TYR	5
1	A	198	MET	5
1	B	109	LEU	5
1	B	160	ASN	5
1	B	200	TYR	5
1	B	216	LYS	5
1	A	106	LEU	5
1	B	155	LEU	5
1	B	167	ASP	5
1	B	169	LEU	5
1	B	201	SER	5
1	A	64	LEU	5
1	A	107	LEU	5
1	A	169	LEU	5
1	A	72	ASP	5
1	A	75	GLU	4
1	A	93	TRP	4
1	B	71	LEU	4
1	B	202	SER	4
1	A	170	ARG	4
1	B	79	SER	4

*Continued on next page...*

*Continued from previous page...*

Mol	Chain	Res	Type	Models (Total)
1	B	97	LEU	4
1	B	114	PHE	4
1	A	164	SER	4
1	A	204	MET	4
1	B	75	GLU	4
1	B	77	GLN	4
1	B	99	TYR	4
1	A	65	ASP	4
1	A	114	PHE	3
1	B	178	SER	3
1	A	163	ASN	3
1	B	76	GLU	3
1	B	163	ASN	3
1	A	71	LEU	3
1	A	94	THR	3
1	A	117	MET	3
1	A	178	SER	3
1	A	193	LYS	3
1	B	191	SER	3
1	A	119	GLN	3
1	B	65	ASP	3
1	A	151	ASN	2
1	B	150	ASN	2
1	A	69	GLU	2
1	A	96	ASP	2
1	A	173	HIS	2
1	A	191	SER	2
1	A	192	SER	2
1	B	101	THR	2
1	B	173	HIS	2
1	A	74	GLU	2
1	B	214	SER	2
1	A	160	ASN	2
1	B	94	THR	2
1	B	115	SER	2
1	B	122	GLN	2
1	B	158	SER	2
1	B	151	ASN	2
1	A	185	THR	2
1	B	185	THR	1
1	A	202	SER	1
1	A	179	ILE	1

*Continued on next page...*

*Continued from previous page...*

Mol	Chain	Res	Type	Models (Total)
1	A	154	ILE	1
1	A	189	PHE	1
1	A	101	THR	1
1	A	109	LEU	1
1	A	158	SER	1
1	B	95	ASP	1
1	A	70	TYR	1
1	B	96	ASP	1
1	B	192	SER	1
1	B	111	ILE	1
1	B	175	THR	1

### 6.3.3 RNA [i](#)

There are no RNA molecules in this entry.

### 6.4 Non-standard residues in protein, DNA, RNA chains [i](#)

There are no non-standard protein/DNA/RNA residues in this entry.

### 6.5 Carbohydrates [i](#)

There are no monosaccharides in this entry.

### 6.6 Ligand geometry [i](#)

There are no ligands in this entry.

### 6.7 Other polymers [i](#)

There are no such molecules in this entry.

### 6.8 Polymer linkage issues [i](#)

There are no chain breaks in this entry.

## 7 Chemical shift validation i

The completeness of assignment taking into account all chemical shift lists is 35% for the well-defined parts and 31% for the entire structure.

### 7.1 Chemical shift list 1

File name: working\_cs.cif

Chemical shift list name: *assigned\_chem\_shift\_list*

#### 7.1.1 Bookkeeping i

The following table shows the results of parsing the chemical shift list and reports the number of nuclei with statistically unusual chemical shifts.

Total number of shifts	1939
Number of shifts mapped to atoms	1939
Number of unparsed shifts	0
Number of shifts with mapping errors	0
Number of shifts with mapping warnings	0
Number of shift outliers (ShiftChecker)	0

The following errors were found when reading this chemical shift list.

- Chemical shift has been reported more than once. All 48 occurrences are reported below.

List ID	Chain	Res	Type	Atom	Shift Data		
					Value	Uncertainty	Ambiguity
1	A	29	LEU	HD11	0.788	.	2
1	A	29	LEU	HD12	0.788	.	2
1	A	29	LEU	HD13	0.788	.	2
1	A	73	LEU	HD11	0.846	.	2
1	A	73	LEU	HD12	0.846	.	2
1	A	73	LEU	HD13	0.846	.	2
1	A	78	LEU	HD11	0.822	.	2
1	A	78	LEU	HD12	0.822	.	2
1	A	78	LEU	HD13	0.822	.	2
1	A	148	LEU	HD11	0.864	.	2
1	A	148	LEU	HD12	0.864	.	2
1	A	148	LEU	HD13	0.864	.	2
1	A	71	LEU	HD11	0.828	.	2
1	A	71	LEU	HD12	0.828	.	2
1	A	71	LEU	HD13	0.828	.	2

*Continued on next page...*

Continued from previous page...

List ID	Chain	Res	Type	Atom	Shift Data		
					Value	Uncertainty	Ambiguity
1	A	35	LEU	HD11	0.725	.	2
1	A	35	LEU	HD12	0.725	.	2
1	A	35	LEU	HD13	0.725	.	2
1	A	81	LEU	HD11	0.797	.	2
1	A	81	LEU	HD12	0.797	.	2
1	A	81	LEU	HD13	0.797	.	2
1	A	109	LEU	HD11	0.757	0.002	2
1	A	109	LEU	HD12	0.757	0.002	2
1	A	109	LEU	HD13	0.757	0.002	2
1	A	121	LEU	HD11	0.796	0.008	2
1	A	121	LEU	HD12	0.796	0.008	2
1	A	121	LEU	HD13	0.796	0.008	2
1	A	132	LEU	HD11	0.787	0.004	2
1	A	132	LEU	HD12	0.787	0.004	2
1	A	132	LEU	HD13	0.787	0.004	2
1	A	169	LEU	HD11	0.783	0.003	2
1	A	169	LEU	HD12	0.783	0.003	2
1	A	169	LEU	HD13	0.783	0.003	2
1	A	188	LEU	HD11	0.737	0.019	2
1	A	188	LEU	HD12	0.737	0.019	2
1	A	188	LEU	HD13	0.737	0.019	2
1	A	87	LEU	HD11	0.784	.	2
1	A	87	LEU	HD12	0.784	.	2
1	A	87	LEU	HD13	0.784	.	2
1	A	106	LEU	HD11	0.788	.	2
1	A	106	LEU	HD12	0.788	.	2
1	A	106	LEU	HD13	0.788	.	2
1	A	134	LEU	HD11	0.779	.	2
1	A	134	LEU	HD12	0.779	.	2
1	A	134	LEU	HD13	0.779	.	2
1	A	184	LEU	HD11	0.802	.	2
1	A	184	LEU	HD12	0.802	.	2
1	A	184	LEU	HD13	0.802	.	2

### 7.1.2 Chemical shift referencing [i](#)

The following table shows the suggested chemical shift referencing corrections.

Nucleus	# values	Correction $\pm$ precision, ppm	Suggested action
$^{13}\text{C}_\alpha$	211	$0.40 \pm 0.14$	None needed ( $< 0.5$ ppm)
$^{13}\text{C}_\beta$	178	$0.71 \pm 0.04$	Should be checked

Continued on next page...

Continued from previous page...

Nucleus	# values	Correction $\pm$ precision, ppm	Suggested action
$^{13}\text{C}'$	197	0.11 $\pm$ 0.12	None needed (< 0.5 ppm)
$^{15}\text{N}$	198	0.71 $\pm$ 0.27	Should be applied

### 7.1.3 Completeness of resonance assignments [i](#)

The following table shows the completeness of the chemical shift assignments for the well-defined regions of the structure. The overall completeness is 35%, i.e. 1005 atoms were assigned a chemical shift out of a possible 2833. 0 out of 39 assigned methyl groups (LEU and VAL) were assigned stereospecifically.

	Total	$^1\text{H}$	$^{13}\text{C}$	$^{15}\text{N}$
Backbone	519/1167 (44%)	207/488 (42%)	209/454 (46%)	103/225 (46%)
Sidechain	463/1474 (31%)	328/978 (34%)	135/459 (29%)	0/37 (0%)
Aromatic	23/192 (12%)	21/92 (23%)	0/94 (0%)	2/6 (33%)
Overall	1005/2833 (35%)	556/1558 (36%)	344/1007 (34%)	105/268 (39%)

The following table shows the completeness of the chemical shift assignments for the full structure. The overall completeness is 31%, i.e. 1888 atoms were assigned a chemical shift out of a possible 6052. 0 out of 79 assigned methyl groups (LEU and VAL) were assigned stereospecifically.

	Total	$^1\text{H}$	$^{13}\text{C}$	$^{15}\text{N}$
Backbone	1013/2361 (43%)	407/977 (42%)	408/938 (43%)	198/446 (44%)
Sidechain	848/3344 (25%)	597/2196 (27%)	251/1038 (24%)	0/110 (0%)
Aromatic	27/347 (8%)	25/172 (15%)	0/161 (0%)	2/14 (14%)
Overall	1888/6052 (31%)	1029/3345 (31%)	659/2137 (31%)	200/570 (35%)

### 7.1.4 Statistically unusual chemical shifts [i](#)

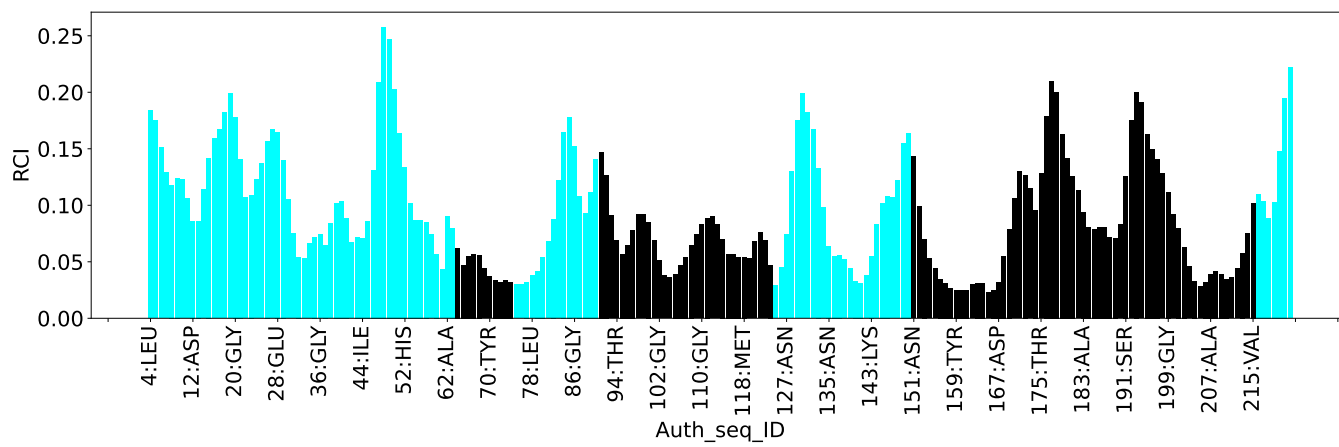
There are no statistically unusual chemical shifts.

### 7.1.5 Random Coil Index (RCI) plots [i](#)

The image below reports *random coil index* values for the protein chains in the structure. The height of each bar gives a probability of a given residue to be disordered, as predicted from the available chemical shifts and the amino acid sequence. A value above 0.2 is an indication of significant predicted disorder. The colour of the bar shows whether the residue is in the well-defined core (black) or in the ill-defined residue ranges (cyan), as described in section 2 on ensemble composition. If well-defined core and ill-defined regions are not identified then it is shown as gray bars.

Random coil index (RCI) for chain A:





## 8 NMR restraints analysis

### 8.1 Conformationally restricting restraints

The following table provides the summary of experimentally observed NMR restraints in different categories. Restraints are classified into different categories based on the sequence separation of the atoms involved.

Description	Value
Total distance restraints	3104
Intra-residue ( $ i-j =0$ )	954
Sequential ( $ i-j =1$ )	960
Medium range ( $ i-j >1$ and $ i-j <5$ )	368
Long range ( $ i-j \geq 5$ )	228
Inter-chain	594
Hydrogen bond restraints	0
Disulfide bond restraints	0
Total dihedral-angle restraints	752
Number of unmapped restraints	2
Number of restraints per residue	8.2
Number of long range restraints per residue <sup>1</sup>	0.5

<sup>1</sup>Long range hydrogen bonds and disulfide bonds are counted as long range restraints while calculating the number of long range restraints per residue

### 8.2 Residual restraint violations

This section provides the overview of the restraint violations analysis. The violations are binned as small, medium and large violations based on its absolute value. Average number of violations per model is calculated by dividing the total number of violations in each bin by the size of the ensemble.

#### 8.2.1 Average number of distance violations per model

Distance violations less than 0.1 Å are not included in the calculation.

Bins (Å)	Average number of violations per model	Max (Å)
0.1-0.2 (Small)	216.5	0.2
0.2-0.5 (Medium)	209.1	0.5
>0.5 (Large)	486.2	20.64

### 8.2.2 Average number of dihedral-angle violations per model [i](#)

Dihedral-angle violations less than 1° are not included in the calculation.

Bins (°)	Average number of violations per model	Max (°)
1.0-10.0 (Small)	25.1	10.0
10.0-20.0 (Medium)	9.8	19.8
>20.0 (Large)	66.1	157.2

## 9 Distance violation analysis i

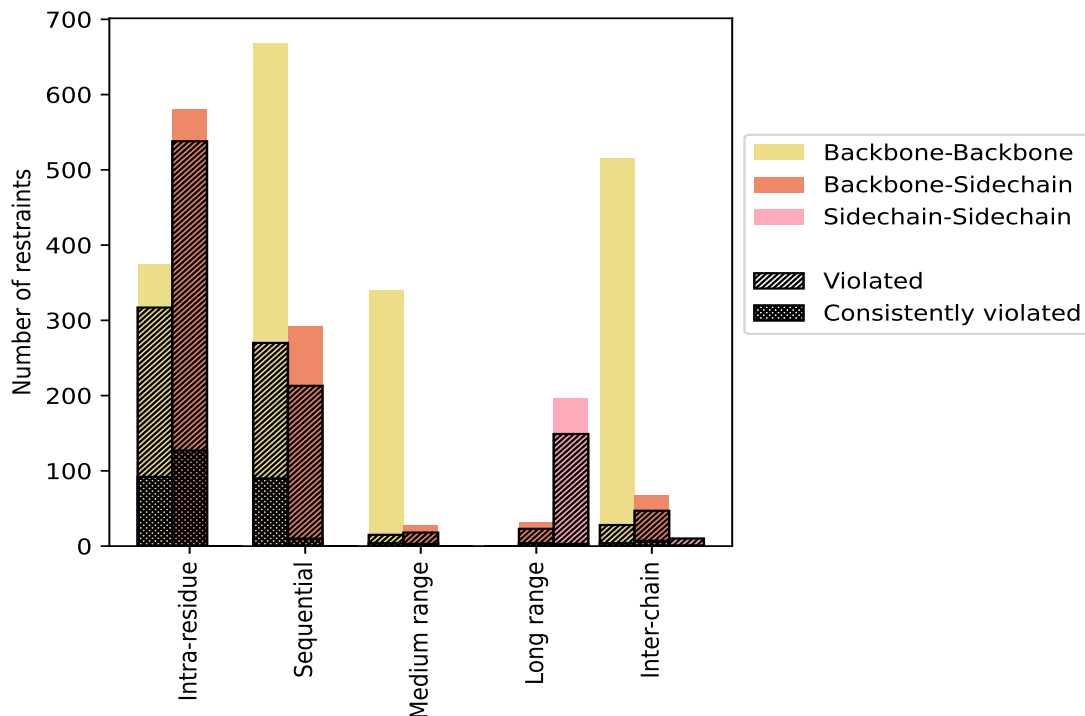
### 9.1 Summary of distance violations i

The following table shows the summary of distance violations in different restraint categories based on the sequence separation of the atoms involved. Each category is further sub-divided into three sub-categories based on the atoms involved. Violations less than 0.1 Å are not included in the statistics.

Restrains type	Count	% <sup>1</sup>	Violated <sup>3</sup>			Consistently Violated <sup>4</sup>		
			Count	% <sup>2</sup>	% <sup>1</sup>	Count	% <sup>2</sup>	% <sup>1</sup>
<b>Intra-residue (<math> i-j =0</math>)</b>	<b>954</b>	<b>30.7</b>	<b>855</b>	<b>89.6</b>	<b>27.5</b>	<b>219</b>	<b>23.0</b>	<b>7.1</b>
Backbone-Backbone	374	12.0	317	84.8	10.2	92	24.6	3.0
Backbone-Sidechain	580	18.7	538	92.8	17.3	127	21.9	4.1
Sidechain-Sidechain	0	0.0	0	0.0	0.0	0	0.0	0.0
<b>Sequential (<math> i-j =1</math>)</b>	<b>960</b>	<b>30.9</b>	<b>483</b>	<b>50.3</b>	<b>15.6</b>	<b>100</b>	<b>10.4</b>	<b>3.2</b>
Backbone-Backbone	668	21.5	270	40.4	8.7	90	13.5	2.9
Backbone-Sidechain	292	9.4	213	72.9	6.9	10	3.4	0.3
Sidechain-Sidechain	0	0.0	0	0.0	0.0	0	0.0	0.0
<b>Medium range (<math> i-j &gt;1</math> &amp; <math> i-j &lt;5</math>)</b>	<b>368</b>	<b>11.9</b>	<b>33</b>	<b>9.0</b>	<b>1.1</b>	<b>7</b>	<b>1.9</b>	<b>0.2</b>
Backbone-Backbone	340	11.0	15	4.4	0.5	4	1.2	0.1
Backbone-Sidechain	28	0.9	18	64.3	0.6	3	10.7	0.1
Sidechain-Sidechain	0	0.0	0	0.0	0.0	0	0.0	0.0
<b>Long range (<math> i-j \geq 5</math>)</b>	<b>228</b>	<b>7.3</b>	<b>172</b>	<b>75.4</b>	<b>5.5</b>	<b>7</b>	<b>3.1</b>	<b>0.2</b>
Backbone-Backbone	0	0.0	0	0.0	0.0	0	0.0	0.0
Backbone-Sidechain	32	1.0	23	71.9	0.7	4	12.5	0.1
Sidechain-Sidechain	196	6.3	149	76.0	4.8	3	1.5	0.1
<b>Inter-chain</b>	<b>594</b>	<b>19.1</b>	<b>85</b>	<b>14.3</b>	<b>2.7</b>	<b>12</b>	<b>2.0</b>	<b>0.4</b>
Backbone-Backbone	515	16.6	28	5.4	0.9	4	0.8	0.1
Backbone-Sidechain	67	2.2	47	70.1	1.5	7	10.4	0.2
Sidechain-Sidechain	12	0.4	10	83.3	0.3	1	8.3	0.0
Hydrogen bond	0	0.0	0	0.0	0.0	0	0.0	0.0
Disulfide bond	0	0.0	0	0.0	0.0	0	0.0	0.0
<b>Total</b>	<b>3104</b>	<b>100.0</b>	<b>1628</b>	<b>52.4</b>	<b>52.4</b>	<b>345</b>	<b>11.1</b>	<b>11.1</b>
Backbone-Backbone	1897	61.1	630	33.2	20.3	190	10.0	6.1
Backbone-Sidechain	999	32.2	839	84.0	27.0	151	15.1	4.9
Sidechain-Sidechain	208	6.7	159	76.4	5.1	4	1.9	0.1

<sup>1</sup> percentage calculated with respect to the total number of distance restraints, <sup>2</sup> percentage calculated with respect to the number of restraints in a particular restraint category, <sup>3</sup> violated in at least one model, <sup>4</sup> violated in all the models

### 9.1.1 Bar chart : Distribution of distance restraints and violations [i](#)



Violated and consistently violated restraints are shown using different hatch patterns in their respective categories. The hydrogen bonds and disulfid bonds are counted in their appropriate category on the x-axis

## 9.2 Distance violation statistics for each model [i](#)

The following table provides the distance violation statistics for each model in the ensemble. Violations less than 0.1 Å are not included in the statistics.

Model ID	Number of violations						Mean (Å)	Max (Å)	SD <sup>6</sup> (Å)	Median (Å)
	IR <sup>1</sup>	SQ <sup>2</sup>	MR <sup>3</sup>	LR <sup>4</sup>	IC <sup>5</sup>	Total				
1	551	245	18	69	42	925	0.72	20.28	1.42	0.54
2	536	239	21	70	48	914	0.74	20.34	1.44	0.56
3	541	241	16	57	36	891	0.7	20.42	1.42	0.54
4	549	242	18	66	47	922	0.71	20.31	1.41	0.54
5	550	244	19	74	37	924	0.7	20.12	1.39	0.55
6	539	243	25	53	44	904	0.74	20.17	1.43	0.55
7	521	240	18	59	38	876	0.72	20.64	1.45	0.55
8	544	245	21	75	36	921	0.71	20.3	1.41	0.54
9	560	253	19	65	38	935	0.69	20.13	1.38	0.52
10	530	251	19	63	41	904	0.7	20.16	1.41	0.54
11	541	240	19	84	41	925	0.7	20.13	1.39	0.54

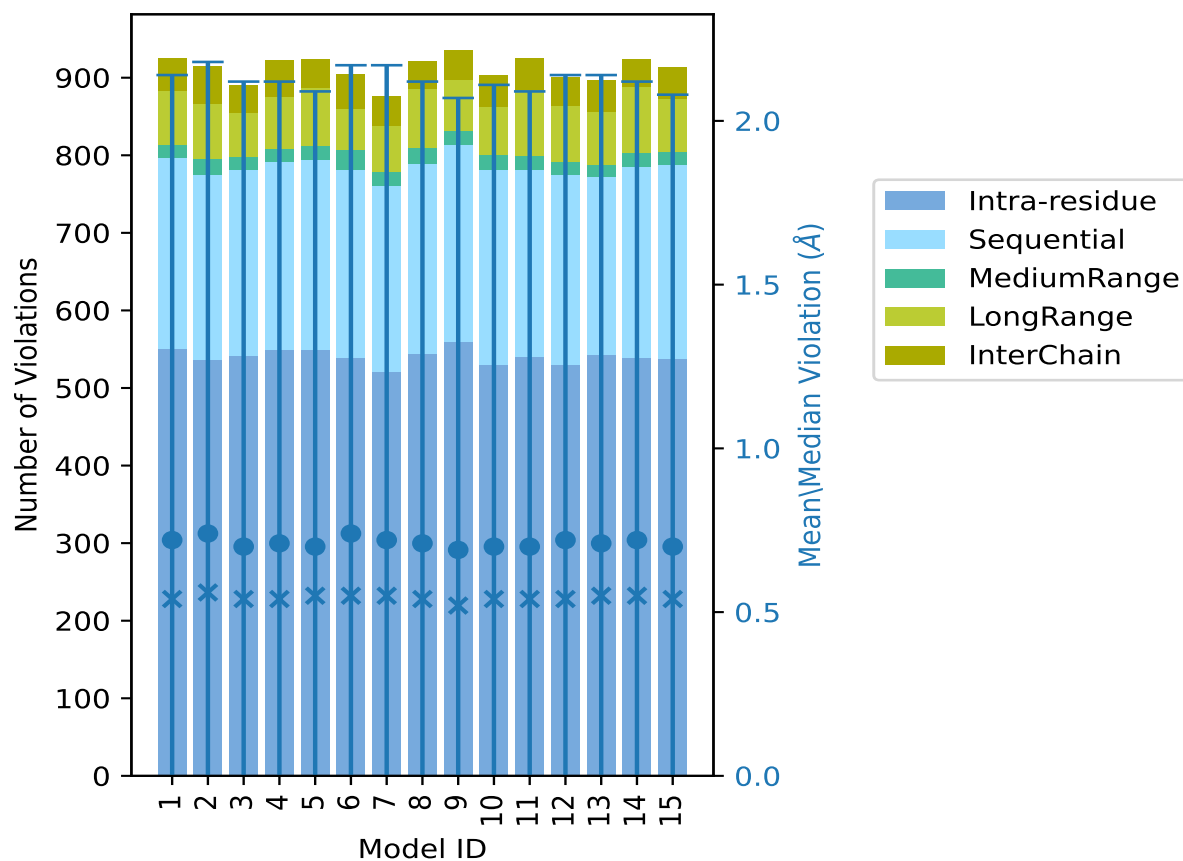
*Continued on next page...*

Continued from previous page...

Model ID	Number of violations						Mean (Å)	Max (Å)	SD <sup>6</sup> (Å)	Median (Å)
	IR <sup>1</sup>	SQ <sup>2</sup>	MR <sup>3</sup>	LR <sup>4</sup>	IC <sup>5</sup>	Total				
12	530	245	17	72	37	901	0.72	20.14	1.42	0.54
13	543	229	16	68	40	896	0.71	20.54	1.43	0.55
14	539	246	19	84	36	924	0.72	20.3	1.4	0.55
15	538	249	18	68	41	914	0.7	19.81	1.38	0.54

<sup>1</sup>Intra-residue restraints, <sup>2</sup>Sequential restraints, <sup>3</sup>Medium range restraints, <sup>4</sup>Long range restraints, <sup>5</sup>Inter-chain restraints, <sup>6</sup>Standard deviation

### 9.2.1 Bar graph : Distance Violation statistics for each model [i](#)



The mean(dot),median(x) and the standard deviation are shown in blue with respect to the y axis on the right

### 9.3 Distance violation statistics for the ensemble [i](#)

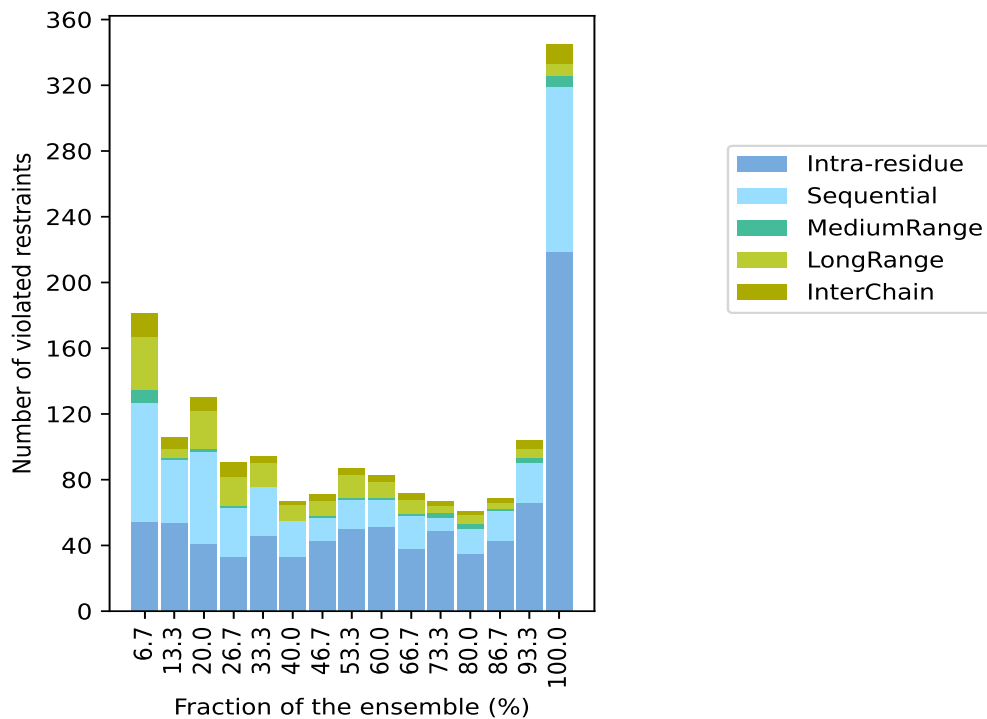
Violation analysis may find that some restraints are violated in few models and some are violated in most of models. The following table provides this information as number of violated restraints for

a given fraction of the ensemble. In total, 1476(IR:99, SQ:477, MR:335, LR:56, IC:509) restraints are not violated in the ensemble.

Number of violated restraints						Fraction of the ensemble	
IR <sup>1</sup>	SQ <sup>2</sup>	MR <sup>3</sup>	LR <sup>4</sup>	IC <sup>5</sup>	Total	Count <sup>6</sup>	%
54	73	8	32	14	181	1	6.7
54	38	1	6	7	106	2	13.3
41	56	2	23	8	130	3	20.0
33	30	1	18	9	91	4	26.7
46	30	0	14	4	94	5	33.3
33	22	0	10	2	67	6	40.0
43	14	1	9	4	71	7	46.7
50	18	1	14	4	87	8	53.3
51	17	1	10	4	83	9	60.0
38	20	1	9	4	72	10	66.7
49	8	3	4	3	67	11	73.3
35	15	3	6	2	61	12	80.0
43	18	1	4	3	69	13	86.7
66	24	3	6	5	104	14	93.3
219	100	7	7	12	345	15	100.0

<sup>1</sup>Intra-residue restraints, <sup>2</sup>Sequential restraints, <sup>3</sup>Medium range restraints, <sup>4</sup>Long range restraints, <sup>5</sup>Inter-chain restraints, <sup>6</sup> Number of models with violations

### 9.3.1 Bar graph : Distance violation statistics for the ensemble [i](#)

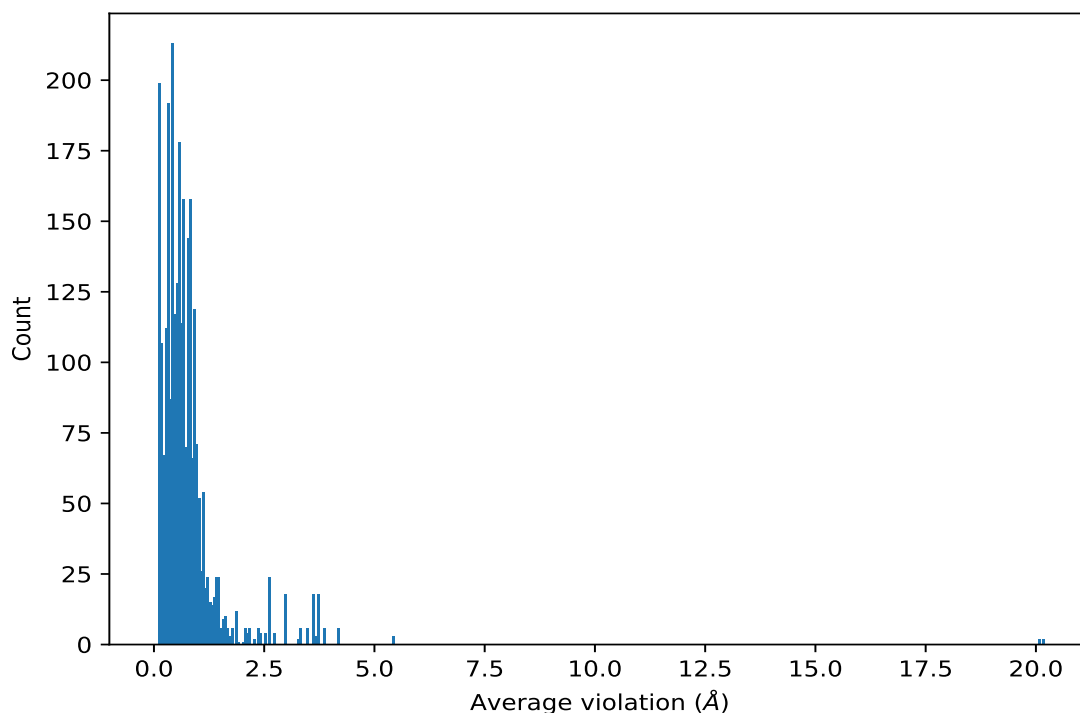


## 9.4 Most violated distance restraints in the ensemble [i](#)

### 9.4.1 Histogram : Distribution of mean distance violations [i](#)

The following histogram shows the distribution of the average value of the violation. The average is calculated for each restraint that is violated in more than one model over all the violated models in the ensemble





#### 9.4.2 Table: Most violated distance restraints [i](#)

The following table provides the mean and the standard deviation of the violation for each restraint sorted by number of violated models and the mean value. The Key (restraint list ID, restraint ID) is the unique identifier for a given restraint. Rows with same key represent combinatorial or ambiguous restraints and are counted as a single restraint.

Key	Atom-1	Atom-2	Models <sup>1</sup>	Mean (Å)	SD <sup>1</sup> (Å)	Median (Å)
(1,662)	1:A:119:GLN:H	1:A:189:PHE:HB2	15	20.17	0.26	20.14
(1,663)	1:A:119:GLN:H	1:A:189:PHE:HB2	15	20.17	0.26	20.14
(1,1906)	1:B:119:GLN:H	1:B:189:PHE:HB2	15	20.05	0.25	20.1
(1,1907)	1:B:119:GLN:H	1:B:189:PHE:HB2	15	20.05	0.25	20.1
(1,2569)	1:B:88:ILE:HD11	1:A:95:ASP:HB2	15	3.85	1.08	3.75
(1,2569)	1:B:88:ILE:HD11	1:A:95:ASP:HB3	15	3.85	1.08	3.75
(1,2569)	1:B:88:ILE:HD12	1:A:95:ASP:HB2	15	3.85	1.08	3.75
(1,2569)	1:B:88:ILE:HD12	1:A:95:ASP:HB3	15	3.85	1.08	3.75
(1,2569)	1:B:88:ILE:HD13	1:A:95:ASP:HB2	15	3.85	1.08	3.75
(1,2569)	1:B:88:ILE:HD13	1:A:95:ASP:HB3	15	3.85	1.08	3.75
(1,2570)	1:B:88:ILE:HD11	1:A:95:ASP:HA	15	3.68	1.44	3.21
(1,2570)	1:B:88:ILE:HD12	1:A:95:ASP:HA	15	3.68	1.44	3.21
(1,2570)	1:B:88:ILE:HD13	1:A:95:ASP:HA	15	3.68	1.44	3.21
(1,2457)	1:B:211:VAL:HG21	1:B:173:HIS:HD1	15	3.47	1.82	3.78
(1,2457)	1:B:211:VAL:HG21	1:B:173:HIS:HD2	15	3.47	1.82	3.78
(1,2457)	1:B:211:VAL:HG22	1:B:173:HIS:HD1	15	3.47	1.82	3.78

*Continued on next page...*

Continued from previous page...

Key	Atom-1	Atom-2	Models <sup>1</sup>	Mean (Å)	SD <sup>1</sup> (Å)	Median (Å)
(1,2457)	1:B:211:VAL:HG22	1:B:173:HIS:HD2	15	3.47	1.82	3.78
(1,2457)	1:B:211:VAL:HG23	1:B:173:HIS:HD1	15	3.47	1.82	3.78
(1,2457)	1:B:211:VAL:HG23	1:B:173:HIS:HD2	15	3.47	1.82	3.78
(1,1213)	1:A:211:VAL:HG21	1:A:173:HIS:HD1	15	3.33	1.86	3.56
(1,1213)	1:A:211:VAL:HG21	1:A:173:HIS:HD2	15	3.33	1.86	3.56
(1,1213)	1:A:211:VAL:HG22	1:A:173:HIS:HD1	15	3.33	1.86	3.56
(1,1213)	1:A:211:VAL:HG22	1:A:173:HIS:HD2	15	3.33	1.86	3.56
(1,1213)	1:A:211:VAL:HG23	1:A:173:HIS:HD1	15	3.33	1.86	3.56
(1,1213)	1:A:211:VAL:HG23	1:A:173:HIS:HD2	15	3.33	1.86	3.56
(1,2610)	2:C:25:LEU:HG	1:A:66:LYS:H	15	3.25	1.05	3.36
(1,2610)	2:C:25:LEU:HG	1:B:66:LYS:H	15	3.25	1.05	3.36
(1,1355)	1:B:27:LYS:H	1:B:27:LYS:HE2	15	2.02	0.62	1.86
(1,2597)	2:C:21:SER:H	1:A:68:VAL:HB	15	1.88	1.02	1.96
(1,2597)	2:C:21:SER:H	1:B:68:VAL:HB	15	1.88	1.02	1.96
(1,2513)	1:A:67:GLY:H	1:B:66:LYS:HA	15	1.65	0.34	1.65
(1,2552)	1:B:67:GLY:H	1:A:66:LYS:HA	15	1.64	0.31	1.58
(1,2596)	2:C:21:SER:H	1:A:68:VAL:HG11	15	1.6	0.72	1.61
(1,2596)	2:C:21:SER:H	1:A:68:VAL:HG12	15	1.6	0.72	1.61
(1,2596)	2:C:21:SER:H	1:A:68:VAL:HG13	15	1.6	0.72	1.61
(1,2596)	2:C:21:SER:H	1:B:68:VAL:HG11	15	1.6	0.72	1.61
(1,2596)	2:C:21:SER:H	1:B:68:VAL:HG12	15	1.6	0.72	1.61
(1,2596)	2:C:21:SER:H	1:B:68:VAL:HG13	15	1.6	0.72	1.61
(1,1184)	1:A:207:ALA:H	1:A:207:ALA:HB1	15	1.48	0.05	1.49
(1,1184)	1:A:207:ALA:H	1:A:207:ALA:HB2	15	1.48	0.05	1.49
(1,1184)	1:A:207:ALA:H	1:A:207:ALA:HB3	15	1.48	0.05	1.49
(1,2428)	1:B:207:ALA:H	1:B:207:ALA:HB1	15	1.44	0.05	1.46
(1,2428)	1:B:207:ALA:H	1:B:207:ALA:HB2	15	1.44	0.05	1.46
(1,2428)	1:B:207:ALA:H	1:B:207:ALA:HB3	15	1.44	0.05	1.46
(1,1154)	1:A:203:ALA:H	1:A:203:ALA:HB1	15	1.44	0.07	1.45
(1,1154)	1:A:203:ALA:H	1:A:203:ALA:HB2	15	1.44	0.07	1.45
(1,1154)	1:A:203:ALA:H	1:A:203:ALA:HB3	15	1.44	0.07	1.45
(1,2398)	1:B:203:ALA:H	1:B:203:ALA:HB1	15	1.44	0.07	1.41
(1,2398)	1:B:203:ALA:H	1:B:203:ALA:HB2	15	1.44	0.07	1.41
(1,2398)	1:B:203:ALA:H	1:B:203:ALA:HB3	15	1.44	0.07	1.41
(1,1136)	1:A:200:TYR:H	1:A:200:TYR:HB2	15	1.38	0.1	1.39
(1,1385)	1:B:32:LYS:H	1:B:32:LYS:HD2	15	1.37	0.56	1.32
(1,1542)	1:B:57:ARG:H	1:B:57:ARG:HB2	15	1.35	0.17	1.41
(1,2380)	1:B:200:TYR:H	1:B:200:TYR:HB2	15	1.35	0.11	1.35
(1,2443)	1:B:209:CYS:H	1:B:209:CYS:HB2	15	1.31	0.09	1.34
(1,888)	1:A:163:ASN:H	1:A:163:ASN:HB2	15	1.3	0.17	1.37
(1,298)	1:A:57:ARG:H	1:A:57:ARG:HB2	15	1.29	0.12	1.24
(1,2386)	1:B:201:SER:H	1:B:201:SER:HB2	15	1.26	0.21	1.3

Continued on next page...

Continued from previous page...

Key	Atom-1	Atom-2	Models <sup>1</sup>	Mean (Å)	SD <sup>1</sup> (Å)	Median (Å)
(1,2484)	1:B:220:LEU:H	1:B:220:LEU:HB2	15	1.25	0.19	1.25
(1,1428)	1:B:37:PHE:H	1:B:37:PHE:HB2	15	1.25	0.29	1.36
(1,694)	1:A:130:GLY:H	1:A:129:PRO:HA	15	1.24	0.05	1.27
(1,1938)	1:B:130:GLY:H	1:B:129:PRO:HA	15	1.21	0.07	1.25
(1,1199)	1:A:209:CYS:H	1:A:209:CYS:HB2	15	1.21	0.11	1.16
(1,141)	1:A:32:LYS:H	1:A:32:LYS:HD2	15	1.18	0.48	1.2
(1,1142)	1:A:201:SER:H	1:A:201:SER:HB2	15	1.18	0.29	1.36
(1,14)	1:A:6:GLY:H	1:A:7:ASP:H	15	1.14	0.19	1.12
(1,520)	1:A:99:TYR:H	1:A:99:TYR:HB2	15	1.14	0.18	1.1
(1,1224)	1:A:213:CYS:H	1:A:213:CYS:HB2	15	1.13	0.12	1.08
(1,1228)	1:A:215:VAL:H	1:A:215:VAL:HB	15	1.12	0.11	1.14
(1,2468)	1:B:213:CYS:H	1:B:213:CYS:HB2	15	1.11	0.09	1.08
(1,2472)	1:B:215:VAL:H	1:B:215:VAL:HB	15	1.1	0.15	1.15
(1,1764)	1:B:99:TYR:H	1:B:99:TYR:HB2	15	1.09	0.24	1.16
(1,854)	1:A:159:TYR:H	1:A:157:LEU:HD11	15	1.07	0.44	1.25
(1,854)	1:A:159:TYR:H	1:A:157:LEU:HD12	15	1.07	0.44	1.25
(1,854)	1:A:159:TYR:H	1:A:157:LEU:HD13	15	1.07	0.44	1.25
(1,759)	1:A:144:ARG:H	1:A:144:ARG:HB2	15	1.05	0.36	1.19
(1,2197)	1:B:175:THR:HG21	1:B:212:TRP:HE1	15	1.04	1.32	0.58
(1,2197)	1:B:175:THR:HG22	1:B:212:TRP:HE1	15	1.04	1.32	0.58
(1,2197)	1:B:175:THR:HG23	1:B:212:TRP:HE1	15	1.04	1.32	0.58
(1,1879)	1:B:117:MET:H	1:B:117:MET:HE1	15	1.02	0.68	0.94
(1,1879)	1:B:117:MET:H	1:B:117:MET:HE2	15	1.02	0.68	0.94
(1,1879)	1:B:117:MET:H	1:B:117:MET:HE3	15	1.02	0.68	0.94
(1,1258)	1:B:6:GLY:H	1:B:7:ASP:H	15	1.01	0.18	0.97
(1,2435)	1:B:208:ALA:H	1:B:208:ALA:HB1	15	0.97	0.05	0.99
(1,2435)	1:B:208:ALA:H	1:B:208:ALA:HB2	15	0.97	0.05	0.99
(1,2435)	1:B:208:ALA:H	1:B:208:ALA:HB3	15	0.97	0.05	0.99
(1,1204)	1:A:210:ALA:H	1:A:210:ALA:HB1	15	0.96	0.06	0.99
(1,1204)	1:A:210:ALA:H	1:A:210:ALA:HB2	15	0.96	0.06	0.99
(1,1204)	1:A:210:ALA:H	1:A:210:ALA:HB3	15	0.96	0.06	0.99
(1,1536)	1:B:56:ALA:H	1:B:56:ALA:HB1	15	0.96	0.06	0.99
(1,1536)	1:B:56:ALA:H	1:B:56:ALA:HB2	15	0.96	0.06	0.99
(1,1536)	1:B:56:ALA:H	1:B:56:ALA:HB3	15	0.96	0.06	0.99
(1,1191)	1:A:208:ALA:H	1:A:208:ALA:HB1	15	0.96	0.03	0.97
(1,1191)	1:A:208:ALA:H	1:A:208:ALA:HB2	15	0.96	0.03	0.97
(1,1191)	1:A:208:ALA:H	1:A:208:ALA:HB3	15	0.96	0.03	0.97
(1,292)	1:A:56:ALA:H	1:A:56:ALA:HB1	15	0.96	0.07	0.99
(1,292)	1:A:56:ALA:H	1:A:56:ALA:HB2	15	0.96	0.07	0.99
(1,292)	1:A:56:ALA:H	1:A:56:ALA:HB3	15	0.96	0.07	0.99
(1,1300)	1:B:14:ALA:HB1	1:B:14:ALA:H	15	0.94	0.07	0.96
(1,1300)	1:B:14:ALA:HB2	1:B:14:ALA:H	15	0.94	0.07	0.96

Continued on next page...

*Continued from previous page...*

Key	Atom-1	Atom-2	Models <sup>1</sup>	Mean (Å)	SD <sup>1</sup> (Å)	Median (Å)
(1,1300)	1:B:14:ALA:HB3	1:B:14:ALA:H	15	0.94	0.07	0.96
(1,2448)	1:B:210:ALA:H	1:B:210:ALA:HB1	15	0.94	0.07	0.96
(1,2448)	1:B:210:ALA:H	1:B:210:ALA:HB2	15	0.94	0.07	0.96
(1,2448)	1:B:210:ALA:H	1:B:210:ALA:HB3	15	0.94	0.07	0.96
(1,2069)	1:B:156:ALA:H	1:B:156:ALA:HB1	15	0.93	0.07	0.9
(1,2069)	1:B:156:ALA:H	1:B:156:ALA:HB2	15	0.93	0.07	0.9
(1,2069)	1:B:156:ALA:H	1:B:156:ALA:HB3	15	0.93	0.07	0.9
(1,608)	1:A:114:PHE:H	1:A:114:PHE:HB2	15	0.93	0.07	0.94
(1,825)	1:A:156:ALA:H	1:A:156:ALA:HB1	15	0.92	0.04	0.92
(1,825)	1:A:156:ALA:H	1:A:156:ALA:HB2	15	0.92	0.04	0.92
(1,825)	1:A:156:ALA:H	1:A:156:ALA:HB3	15	0.92	0.04	0.92
(1,557)	1:A:106:LEU:H	1:A:106:LEU:HB2	15	0.92	0.13	0.96
(1,2423)	1:B:206:ALA:H	1:B:206:ALA:HB1	15	0.92	0.07	0.93
(1,2423)	1:B:206:ALA:H	1:B:206:ALA:HB2	15	0.92	0.07	0.93
(1,2423)	1:B:206:ALA:H	1:B:206:ALA:HB3	15	0.92	0.07	0.93
(1,70)	1:A:16:ALA:H	1:A:16:ALA:HB1	15	0.92	0.08	0.93
(1,70)	1:A:16:ALA:H	1:A:16:ALA:HB2	15	0.92	0.08	0.93
(1,70)	1:A:16:ALA:H	1:A:16:ALA:HB3	15	0.92	0.08	0.93
(1,313)	1:A:59:HIS:H	1:A:59:HIS:HB2	15	0.92	0.12	0.96
(1,1314)	1:B:16:ALA:H	1:B:16:ALA:HB1	15	0.92	0.07	0.89
(1,1314)	1:B:16:ALA:H	1:B:16:ALA:HB2	15	0.92	0.07	0.89
(1,1314)	1:B:16:ALA:H	1:B:16:ALA:HB3	15	0.92	0.07	0.89
(1,56)	1:A:14:ALA:HB1	1:A:14:ALA:H	15	0.92	0.06	0.9
(1,56)	1:A:14:ALA:HB2	1:A:14:ALA:H	15	0.92	0.06	0.9
(1,56)	1:A:14:ALA:HB3	1:A:14:ALA:H	15	0.92	0.06	0.9
(1,1179)	1:A:206:ALA:H	1:A:206:ALA:HB1	15	0.91	0.06	0.9
(1,1179)	1:A:206:ALA:H	1:A:206:ALA:HB2	15	0.91	0.06	0.9
(1,1179)	1:A:206:ALA:H	1:A:206:ALA:HB3	15	0.91	0.06	0.9
(1,2266)	1:B:184:LEU:H	1:B:184:LEU:HB2	15	0.91	0.14	0.99
(1,342)	1:A:66:LYS:H	1:A:66:LYS:HB2	15	0.91	0.13	0.95
(1,1801)	1:B:106:LEU:H	1:B:106:LEU:HB2	15	0.91	0.16	1.01
(1,1548)	1:B:58:LEU:H	1:B:58:LEU:HB2	15	0.9	0.14	0.92
(1,2059)	1:B:155:LEU:H	1:B:155:LEU:HB2	15	0.89	0.15	0.95
(1,641)	1:A:118:MET:H	1:A:118:MET:HB2	15	0.89	0.15	0.97
(1,635)	1:A:117:MET:H	1:A:117:MET:HE1	15	0.89	0.41	0.75
(1,635)	1:A:117:MET:H	1:A:117:MET:HE2	15	0.89	0.41	0.75
(1,635)	1:A:117:MET:H	1:A:117:MET:HE3	15	0.89	0.41	0.75
(1,815)	1:A:155:LEU:H	1:A:155:LEU:HB2	15	0.89	0.15	0.94
(1,304)	1:A:58:LEU:H	1:A:58:LEU:HB2	15	0.88	0.15	0.97
(1,858)	1:A:159:TYR:H	1:A:159:TYR:HB2	15	0.88	0.18	0.97
(1,1621)	1:B:70:TYR:H	1:B:70:TYR:HB2	15	0.88	0.04	0.88
(1,472)	1:A:82:GLU:H	1:A:82:GLU:HB2	15	0.88	0.12	0.92

*Continued on next page...*

*Continued from previous page...*

Key	Atom-1	Atom-2	Models <sup>1</sup>	Mean (Å)	SD <sup>1</sup> (Å)	Median (Å)
(1,377)	1:A:70:TYR:H	1:A:70:TYR:HB2	15	0.88	0.11	0.91
(1,132)	1:A:31:LEU:H	1:A:31:LEU:HB2	15	0.87	0.11	0.89
(1,1472)	1:B:43:ASN:H	1:B:43:ASN:HB2	15	0.87	0.16	0.94
(1,1022)	1:A:184:LEU:H	1:A:184:LEU:HB2	15	0.87	0.18	0.95
(1,581)	1:A:110:GLY:H	1:A:111:ILE:H	15	0.87	0.06	0.85
(1,409)	1:A:74:GLU:H	1:A:74:GLU:HB2	15	0.86	0.13	0.89
(1,466)	1:A:81:LEU:H	1:A:81:LEU:HB2	15	0.86	0.15	0.86
(1,25)	1:A:9:THR:H	1:A:7:ASP:HA	15	0.86	0.18	0.93
(1,1579)	1:B:65:ASP:H	1:B:65:ASP:HB2	15	0.86	0.14	0.93
(1,1586)	1:B:66:LYS:H	1:B:66:LYS:HB2	15	0.85	0.12	0.88
(1,6)	1:A:5:PHE:HB2	1:A:5:PHE:H	15	0.85	0.16	0.93
(1,1680)	1:B:78:LEU:H	1:B:78:LEU:HB2	15	0.85	0.19	0.93
(1,1825)	1:B:110:GLY:H	1:B:111:ILE:H	15	0.84	0.06	0.83
(1,1269)	1:B:9:THR:H	1:B:7:ASP:HA	15	0.84	0.2	0.92
(1,1557)	1:B:59:HIS:H	1:B:59:HIS:HB2	15	0.84	0.17	0.92
(1,335)	1:A:65:ASP:H	1:A:65:ASP:HB2	15	0.84	0.12	0.86
(1,1250)	1:B:5:PHE:HB2	1:B:5:PHE:H	15	0.83	0.16	0.85
(1,1376)	1:B:31:LEU:H	1:B:31:LEU:HB2	15	0.83	0.19	0.83
(1,1885)	1:B:118:MET:H	1:B:118:MET:HB2	15	0.83	0.16	0.82
(1,1852)	1:B:114:PHE:H	1:B:114:PHE:HB2	15	0.82	0.16	0.91
(1,436)	1:A:78:LEU:H	1:A:78:LEU:HB2	15	0.82	0.2	0.91
(1,394)	1:A:72:ASP:H	1:A:72:ASP:HB2	15	0.82	0.14	0.84
(1,1627)	1:B:71:LEU:H	1:B:71:LEU:HB2	15	0.81	0.15	0.81
(1,672)	1:A:121:LEU:H	1:A:122:GLN:H	15	0.81	0.08	0.77
(1,1991)	1:B:139:ASN:H	1:B:139:ASN:HB2	15	0.81	0.14	0.75
(1,1394)	1:B:33:GLN:H	1:B:33:GLN:HB2	15	0.81	0.16	0.81
(1,1287)	1:B:12:ASP:H	1:B:12:ASP:HB2	15	0.8	0.13	0.81
(1,864)	1:A:160:ASN:H	1:A:160:ASN:HB2	15	0.8	0.18	0.85
(1,2102)	1:B:159:TYR:H	1:B:159:TYR:HB2	15	0.8	0.18	0.8
(1,2108)	1:B:160:ASN:H	1:B:160:ASN:HB2	15	0.8	0.18	0.83
(1,1710)	1:B:81:LEU:H	1:B:81:LEU:HB2	15	0.79	0.17	0.7
(1,2354)	1:B:196:LYS:H	1:B:196:LYS:HB2	15	0.79	0.14	0.84
(1,1916)	1:B:121:LEU:H	1:B:122:GLN:H	15	0.79	0.1	0.77
(1,707)	1:A:133:GLN:H	1:A:133:GLN:HB2	15	0.79	0.15	0.74
(1,150)	1:A:33:GLN:H	1:A:33:GLN:HB2	15	0.79	0.15	0.83
(1,679)	1:A:122:GLN:H	1:A:122:GLN:HB2	15	0.79	0.17	0.78
(1,747)	1:A:139:ASN:H	1:A:139:ASN:HB2	15	0.78	0.18	0.8
(1,2543)	1:A:116:GLY:H	1:B:189:PHE:HB2	15	0.77	0.19	0.72
(1,2543)	1:A:116:GLY:H	1:B:189:PHE:HB3	15	0.77	0.19	0.72
(1,64)	1:A:15:ASN:H	1:A:15:ASN:HB2	15	0.77	0.18	0.76
(1,417)	1:A:75:GLU:H	1:A:75:GLU:HB2	15	0.77	0.17	0.65
(1,2076)	1:B:157:LEU:H	1:B:157:LEU:HB2	15	0.77	0.19	0.81

*Continued on next page...*

Continued from previous page...

Key	Atom-1	Atom-2	Models <sup>1</sup>	Mean (Å)	SD <sup>1</sup> (Å)	Median (Å)
(1,775)	1:A:150:ASN:H	1:A:150:ASN:HB2	15	0.77	0.14	0.79
(1,1653)	1:B:74:GLU:H	1:B:74:GLU:HB2	15	0.77	0.15	0.69
(1,49)	1:A:13:ASP:H	1:A:13:ASP:HB2	15	0.76	0.15	0.76
(1,832)	1:A:157:LEU:H	1:A:157:LEU:HB2	15	0.76	0.21	0.8
(1,1001)	1:A:182:GLY:H	1:A:181:ALA:HB1	15	0.76	0.08	0.76
(1,1001)	1:A:182:GLY:H	1:A:181:ALA:HB2	15	0.76	0.08	0.76
(1,1001)	1:A:182:GLY:H	1:A:181:ALA:HB3	15	0.76	0.08	0.76
(1,1227)	1:A:215:VAL:H	1:A:215:VAL:HA	15	0.74	0.01	0.74
(1,2471)	1:B:215:VAL:H	1:B:215:VAL:HA	15	0.74	0.01	0.73
(1,1262)	1:B:7:ASP:H	1:B:7:ASP:HB2	15	0.73	0.12	0.75
(1,2332)	1:B:190:LYS:H	1:B:191:SER:H	15	0.73	0.1	0.77
(1,96)	1:A:23:THR:HA	1:A:24:THR:H	15	0.73	0.08	0.78
(1,1264)	1:B:8:LYS:H	1:B:7:ASP:HA	15	0.73	0.07	0.75
(1,1088)	1:A:190:LYS:H	1:A:191:SER:H	15	0.73	0.07	0.76
(1,1431)	1:B:37:PHE:HA	1:B:38:GLU:H	15	0.72	0.04	0.74
(1,1308)	1:B:15:ASN:H	1:B:15:ASN:HB2	15	0.72	0.19	0.73
(2,131)	1:A:165:THR:H	1:B:188:LEU:H	15	0.72	0.17	0.71
(1,1514)	1:B:53:VAL:H	1:B:52:HIS:HA	15	0.72	0.11	0.76
(1,1697)	1:B:80:SER:H	1:B:77:GLN:HB2	15	0.72	0.2	0.73
(1,943)	1:A:173:HIS:H	1:A:172:LYS:HA	15	0.72	0.09	0.72
(1,2323)	1:B:189:PHE:HB2	1:B:189:PHE:H	15	0.71	0.14	0.69
(1,1340)	1:B:23:THR:HA	1:B:24:THR:H	15	0.71	0.08	0.72
(1,2187)	1:B:173:HIS:H	1:B:172:LYS:HA	15	0.71	0.08	0.73
(1,33)	1:A:11:THR:H	1:A:10:PRO:HA	15	0.71	0.13	0.78
(1,383)	1:A:71:LEU:H	1:A:71:LEU:HB2	15	0.71	0.14	0.66
(1,187)	1:A:37:PHE:HA	1:A:38:GLU:H	15	0.71	0.1	0.72
(1,2245)	1:B:182:GLY:H	1:B:181:ALA:HB1	15	0.7	0.1	0.69
(1,2245)	1:B:182:GLY:H	1:B:181:ALA:HB2	15	0.7	0.1	0.69
(1,2245)	1:B:182:GLY:H	1:B:181:ALA:HB3	15	0.7	0.1	0.69
(1,2582)	1:B:116:GLY:H	1:A:189:PHE:HB2	15	0.7	0.16	0.71
(1,2582)	1:B:116:GLY:H	1:A:189:PHE:HB3	15	0.7	0.16	0.71
(1,1079)	1:A:189:PHE:HB2	1:A:189:PHE:H	15	0.7	0.16	0.61
(1,2322)	1:B:189:PHE:H	1:B:189:PHE:HD1	15	0.7	0.27	0.64
(1,2322)	1:B:189:PHE:H	1:B:189:PHE:HD2	15	0.7	0.27	0.64
(1,253)	1:A:49:GLY:H	1:A:48:PRO:HA	15	0.69	0.08	0.72
(1,934)	1:A:170:ARG:HB3	1:A:171:GLY:H	15	0.69	0.26	0.84
(1,1351)	1:B:27:LYS:H	1:B:26:PRO:HG2	15	0.68	0.26	0.58
(1,1497)	1:B:49:GLY:H	1:B:48:PRO:HA	15	0.68	0.1	0.68
(1,1834)	1:B:111:ILE:H	1:B:111:ILE:HB	15	0.68	0.05	0.66
(1,2399)	1:B:203:ALA:H	1:B:203:ALA:HA	15	0.67	0.01	0.67
(1,1155)	1:A:203:ALA:H	1:A:203:ALA:HA	15	0.67	0.01	0.67
(1,1317)	1:B:17:ALA:H	1:B:17:ALA:HB1	15	0.67	0.24	0.67

Continued on next page...



*Continued from previous page...*

Key	Atom-1	Atom-2	Models <sup>1</sup>	Mean (Å)	SD <sup>1</sup> (Å)	Median (Å)
(1,1317)	1:B:17:ALA:H	1:B:17:ALA:HB2	15	0.67	0.24	0.67
(1,1317)	1:B:17:ALA:H	1:B:17:ALA:HB3	15	0.67	0.24	0.67
(1,1147)	1:A:202:SER:H	1:A:202:SER:HA	15	0.66	0.01	0.66
(1,2391)	1:B:202:SER:H	1:B:202:SER:HA	15	0.66	0.01	0.66
(1,389)	1:A:72:ASP:H	1:A:73:LEU:H	15	0.66	0.04	0.67
(1,488)	1:A:87:LEU:HA	1:A:88:ILE:H	15	0.65	0.15	0.72
(1,1002)	1:A:182:GLY:H	1:A:182:GLY:HA3	15	0.65	0.0	0.65
(1,1129)	1:A:199:GLY:H	1:A:199:GLY:HA3	15	0.65	0.0	0.65
(1,2373)	1:B:199:GLY:H	1:B:199:GLY:HA3	15	0.65	0.0	0.65
(1,1178)	1:A:206:ALA:H	1:A:206:ALA:HA	15	0.65	0.01	0.65
(2,373)	1:B:165:THR:H	1:A:188:LEU:H	15	0.65	0.21	0.66
(1,579)	1:A:110:GLY:H	1:A:110:GLY:HA3	15	0.65	0.0	0.65
(1,1823)	1:B:110:GLY:H	1:B:110:GLY:HA3	15	0.65	0.0	0.65
(1,2246)	1:B:182:GLY:H	1:B:182:GLY:HA3	15	0.65	0.0	0.65
(1,2422)	1:B:206:ALA:H	1:B:206:ALA:HA	15	0.65	0.01	0.65
(1,1732)	1:B:87:LEU:HA	1:B:88:ILE:H	15	0.65	0.15	0.65
(1,1225)	1:A:213:CYS:H	1:A:213:CYS:HA	15	0.64	0.02	0.64
(1,687)	1:A:127:ASN:H	1:A:126:PRO:HA	15	0.64	0.1	0.66
(1,1078)	1:A:189:PHE:H	1:A:189:PHE:HD1	15	0.64	0.15	0.63
(1,1078)	1:A:189:PHE:H	1:A:189:PHE:HD2	15	0.64	0.15	0.63
(1,2469)	1:B:213:CYS:H	1:B:213:CYS:HA	15	0.64	0.01	0.64
(1,2549)	1:A:120:GLY:H	1:B:189:PHE:HB2	15	0.64	0.22	0.59
(1,2549)	1:A:120:GLY:H	1:B:189:PHE:HB3	15	0.64	0.22	0.59
(1,1633)	1:B:72:ASP:H	1:B:73:LEU:H	15	0.64	0.07	0.65
(1,453)	1:A:80:SER:H	1:A:77:GLN:HB2	15	0.64	0.18	0.66
(1,1277)	1:B:11:THR:H	1:B:10:PRO:HA	15	0.63	0.14	0.64
(1,1272)	1:B:9:THR:H	1:B:8:LYS:HA	15	0.63	0.14	0.65
(1,270)	1:A:53:VAL:H	1:A:52:HIS:HA	15	0.63	0.15	0.64
(1,523)	1:A:102:GLY:H	1:A:102:GLY:HA2	15	0.63	0.04	0.65
(1,2006)	1:B:145:GLY:H	1:B:145:GLY:HA3	15	0.63	0.03	0.65
(1,107)	1:A:27:LYS:H	1:A:26:PRO:HG2	15	0.62	0.26	0.56
(1,660)	1:A:119:GLN:H	1:A:120:GLY:H	15	0.62	0.06	0.64
(1,30)	1:A:9:THR:H	1:A:9:THR:HA	15	0.62	0.04	0.63
(1,1767)	1:B:102:GLY:H	1:B:102:GLY:HA2	15	0.62	0.04	0.65
(1,1256)	1:B:6:GLY:H	1:B:6:GLY:HA2	15	0.61	0.04	0.64
(1,174)	1:A:36:GLY:H	1:A:36:GLY:HA2	15	0.61	0.03	0.62
(1,1444)	1:B:40:ASN:H	1:B:39:PRO:HG2	15	0.61	0.27	0.6
(1,366)	1:A:69:GLU:H	1:A:69:GLU:HB2	15	0.61	0.11	0.6
(1,1274)	1:B:9:THR:H	1:B:9:THR:HA	15	0.61	0.04	0.62
(1,2385)	1:B:201:SER:H	1:B:201:SER:HA	15	0.61	0.02	0.61
(1,28)	1:A:9:THR:H	1:A:8:LYS:HA	15	0.61	0.18	0.67
(1,870)	1:A:161:ILE:H	1:A:161:ILE:HB	15	0.61	0.04	0.62

*Continued on next page...*

*Continued from previous page...*

Key	Atom-1	Atom-2	Models <sup>1</sup>	Mean (Å)	SD <sup>1</sup> (Å)	Median (Å)
(1,1096)	1:A:193:LYS:H	1:A:193:LYS:HB2	15	0.61	0.2	0.59
(1,762)	1:A:145:GLY:H	1:A:145:GLY:HA3	15	0.61	0.05	0.63
(1,1141)	1:A:201:SER:H	1:A:201:SER:HA	15	0.61	0.03	0.6
(1,1418)	1:B:36:GLY:H	1:B:36:GLY:HA2	15	0.6	0.02	0.61
(1,1904)	1:B:119:GLN:H	1:B:120:GLY:H	15	0.6	0.08	0.62
(1,20)	1:A:8:LYS:H	1:A:7:ASP:HA	15	0.6	0.15	0.62
(1,1940)	1:B:130:GLY:HA2	1:B:131:LYS:H	15	0.6	0.19	0.68
(1,1425)	1:B:37:PHE:H	1:B:36:GLY:H	15	0.6	0.16	0.65
(1,73)	1:A:17:ALA:H	1:A:17:ALA:HB1	15	0.59	0.32	0.67
(1,73)	1:A:17:ALA:H	1:A:17:ALA:HB2	15	0.59	0.32	0.67
(1,73)	1:A:17:ALA:H	1:A:17:ALA:HB3	15	0.59	0.32	0.67
(1,12)	1:A:6:GLY:H	1:A:6:GLY:HA2	15	0.59	0.05	0.59
(1,1530)	1:B:55:THR:H	1:B:55:THR:HA	15	0.59	0.04	0.57
(1,2482)	1:B:219:LEU:H	1:B:219:LEU:HA	15	0.59	0.06	0.61
(1,1320)	1:B:18:VAL:HA	1:B:18:VAL:H	15	0.59	0.15	0.56
(1,1238)	1:A:219:LEU:H	1:A:219:LEU:HA	15	0.58	0.05	0.6
(1,1255)	1:B:6:GLY:H	1:B:5:PHE:H	15	0.58	0.25	0.48
(1,2115)	1:B:161:ILE:H	1:B:161:ILE:HA	15	0.57	0.02	0.57
(1,11)	1:A:6:GLY:H	1:A:5:PHE:H	15	0.57	0.21	0.55
(1,871)	1:A:161:ILE:H	1:A:161:ILE:HA	15	0.57	0.02	0.57
(1,2133)	1:B:163:ASN:H	1:B:163:ASN:HA	15	0.57	0.04	0.55
(1,908)	1:A:166:ILE:H	1:A:166:ILE:HB	15	0.57	0.02	0.57
(1,181)	1:A:37:PHE:H	1:A:36:GLY:H	15	0.56	0.15	0.55
(1,286)	1:A:55:THR:H	1:A:55:THR:HA	15	0.56	0.03	0.55
(1,76)	1:A:18:VAL:HA	1:A:18:VAL:H	15	0.56	0.05	0.56
(1,889)	1:A:163:ASN:H	1:A:163:ASN:HA	15	0.55	0.01	0.55
(1,345)	1:A:67:GLY:H	1:A:68:VAL:H	15	0.55	0.08	0.55
(1,757)	1:A:142:THR:H	1:A:142:THR:HA	15	0.55	0.05	0.52
(1,773)	1:A:150:ASN:H	1:A:150:ASN:HA	15	0.54	0.04	0.53
(1,2017)	1:B:150:ASN:H	1:B:150:ASN:HA	15	0.54	0.04	0.53
(1,751)	1:A:141:ILE:H	1:A:141:ILE:HA	15	0.53	0.03	0.54
(1,1995)	1:B:141:ILE:H	1:B:141:ILE:HA	15	0.53	0.03	0.52
(1,1610)	1:B:69:GLU:H	1:B:69:GLU:HB2	15	0.53	0.08	0.54
(1,2001)	1:B:142:THR:H	1:B:142:THR:HA	15	0.53	0.03	0.53
(1,92)	1:A:22:ASP:H	1:A:23:THR:H	15	0.52	0.23	0.48
(1,631)	1:A:117:MET:H	1:A:116:GLY:H	15	0.52	0.09	0.54
(1,416)	1:A:75:GLU:H	1:A:74:GLU:H	15	0.51	0.13	0.52
(1,1336)	1:B:22:ASP:H	1:B:23:THR:H	15	0.51	0.27	0.43
(1,1875)	1:B:117:MET:H	1:B:116:GLY:H	15	0.5	0.12	0.5
(1,954)	1:A:176:ALA:HB1	1:A:176:ALA:H	15	0.5	0.1	0.46
(1,954)	1:A:176:ALA:HB2	1:A:176:ALA:H	15	0.5	0.1	0.46
(1,954)	1:A:176:ALA:HB3	1:A:176:ALA:H	15	0.5	0.1	0.46

*Continued on next page...*



*Continued from previous page...*

Key	Atom-1	Atom-2	Models <sup>1</sup>	Mean (Å)	SD <sup>1</sup> (Å)	Median (Å)
(1,242)	1:A:45:ILE:H	1:A:46:SER:H	15	0.5	0.18	0.55
(1,1831)	1:B:111:ILE:H	1:B:110:GLY:HA3	15	0.49	0.05	0.52
(1,587)	1:A:111:ILE:H	1:A:110:GLY:HA3	15	0.49	0.05	0.51
(1,1797)	1:B:106:LEU:H	1:B:105:TYR:HB2	15	0.49	0.05	0.51
(1,1660)	1:B:75:GLU:H	1:B:74:GLU:H	15	0.49	0.13	0.51
(1,553)	1:A:106:LEU:H	1:A:105:TYR:HB2	15	0.48	0.04	0.48
(1,1486)	1:B:45:ILE:H	1:B:46:SER:H	15	0.48	0.23	0.42
(1,319)	1:A:64:LEU:H	1:A:65:ASP:H	15	0.48	0.16	0.44
(1,446)	1:A:79:SER:H	1:A:78:LEU:HB3	15	0.48	0.17	0.49
(1,3)	1:A:5:PHE:H	1:A:4:LEU:H	15	0.47	0.14	0.46
(1,37)	1:A:11:THR:H	1:A:12:ASP:H	15	0.46	0.21	0.39
(1,2198)	1:B:176:ALA:HB1	1:B:176:ALA:H	15	0.45	0.09	0.42
(1,2198)	1:B:176:ALA:HB2	1:B:176:ALA:H	15	0.45	0.09	0.42
(1,2198)	1:B:176:ALA:HB3	1:B:176:ALA:H	15	0.45	0.09	0.42
(1,1599)	1:B:68:VAL:H	1:B:69:GLU:H	15	0.45	0.12	0.43
(1,1281)	1:B:11:THR:H	1:B:12:ASP:H	15	0.45	0.25	0.33
(1,787)	1:A:152:ALA:H	1:A:152:ALA:HB1	15	0.44	0.05	0.46
(1,787)	1:A:152:ALA:H	1:A:152:ALA:HB2	15	0.44	0.05	0.46
(1,787)	1:A:152:ALA:H	1:A:152:ALA:HB3	15	0.44	0.05	0.46
(1,2239)	1:B:181:ALA:HB1	1:B:181:ALA:H	15	0.44	0.06	0.47
(1,2239)	1:B:181:ALA:HB2	1:B:181:ALA:H	15	0.44	0.06	0.47
(1,2239)	1:B:181:ALA:HB3	1:B:181:ALA:H	15	0.44	0.06	0.47
(1,1374)	1:B:31:LEU:H	1:B:30:SER:H	15	0.44	0.16	0.43
(1,172)	1:A:36:GLY:H	1:A:35:LEU:H	15	0.44	0.18	0.41
(1,1416)	1:B:36:GLY:H	1:B:35:LEU:H	15	0.43	0.15	0.43
(1,948)	1:A:175:THR:H	1:A:175:THR:HA	15	0.43	0.23	0.59
(1,2031)	1:B:152:ALA:H	1:B:152:ALA:HB1	15	0.43	0.07	0.41
(1,2031)	1:B:152:ALA:H	1:B:152:ALA:HB2	15	0.43	0.07	0.41
(1,2031)	1:B:152:ALA:H	1:B:152:ALA:HB3	15	0.43	0.07	0.41
(1,1563)	1:B:64:LEU:H	1:B:65:ASP:H	15	0.43	0.12	0.42
(1,1909)	1:B:120:GLY:H	1:B:121:LEU:H	15	0.42	0.07	0.42
(1,369)	1:A:70:TYR:H	1:A:71:LEU:H	15	0.41	0.06	0.4
(1,1381)	1:B:32:LYS:H	1:B:31:LEU:H	15	0.41	0.1	0.41
(1,167)	1:A:35:LEU:HB2	1:A:35:LEU:H	15	0.4	0.12	0.46
(1,2254)	1:B:183:ALA:H	1:B:183:ALA:HB1	15	0.4	0.08	0.39
(1,2254)	1:B:183:ALA:H	1:B:183:ALA:HB2	15	0.4	0.08	0.39
(1,2254)	1:B:183:ALA:H	1:B:183:ALA:HB3	15	0.4	0.08	0.39
(1,657)	1:A:119:GLN:H	1:A:119:GLN:HB2	15	0.4	0.11	0.44
(1,2291)	1:B:187:ALA:H	1:B:187:ALA:HB1	15	0.4	0.09	0.42
(1,2291)	1:B:187:ALA:H	1:B:187:ALA:HB2	15	0.4	0.09	0.42
(1,2291)	1:B:187:ALA:H	1:B:187:ALA:HB3	15	0.4	0.09	0.42
(1,995)	1:A:181:ALA:HB1	1:A:181:ALA:H	15	0.4	0.07	0.41

*Continued on next page...*

*Continued from previous page...*

Key	Atom-1	Atom-2	Models <sup>1</sup>	Mean (Å)	SD <sup>1</sup> (Å)	Median (Å)
(1,995)	1:A:181:ALA:HB2	1:A:181:ALA:H	15	0.4	0.07	0.41
(1,995)	1:A:181:ALA:HB3	1:A:181:ALA:H	15	0.4	0.07	0.41
(1,144)	1:A:32:LYS:H	1:A:33:GLN:H	15	0.4	0.12	0.35
(1,1913)	1:B:121:LEU:H	1:B:121:LEU:HB2	15	0.4	0.13	0.46
(1,665)	1:A:120:GLY:H	1:A:121:LEU:H	15	0.4	0.05	0.38
(1,1010)	1:A:183:ALA:H	1:A:183:ALA:HB1	15	0.39	0.08	0.38
(1,1010)	1:A:183:ALA:H	1:A:183:ALA:HB2	15	0.39	0.08	0.38
(1,1010)	1:A:183:ALA:H	1:A:183:ALA:HB3	15	0.39	0.08	0.38
(1,1388)	1:B:32:LYS:H	1:B:33:GLN:H	15	0.39	0.11	0.35
(1,355)	1:A:68:VAL:H	1:A:69:GLU:H	15	0.39	0.09	0.37
(1,1047)	1:A:187:ALA:H	1:A:187:ALA:HB1	15	0.38	0.07	0.38
(1,1047)	1:A:187:ALA:H	1:A:187:ALA:HB2	15	0.38	0.07	0.38
(1,1047)	1:A:187:ALA:H	1:A:187:ALA:HB3	15	0.38	0.07	0.38
(1,137)	1:A:32:LYS:H	1:A:31:LEU:H	15	0.38	0.12	0.36
(1,1589)	1:B:67:GLY:H	1:B:68:VAL:H	15	0.37	0.1	0.39
(1,2372)	1:B:199:GLY:HA2	1:B:200:TYR:H	15	0.37	0.07	0.37
(1,2372)	1:B:199:GLY:HA3	1:B:200:TYR:H	15	0.37	0.07	0.37
(1,1580)	1:B:66:LYS:H	1:B:67:GLY:H	15	0.37	0.1	0.35
(1,2306)	1:B:188:LEU:H	1:B:188:LEU:HB2	15	0.36	0.14	0.38
(1,1603)	1:B:68:VAL:H	1:B:68:VAL:HG11	15	0.35	0.16	0.23
(1,1603)	1:B:68:VAL:H	1:B:68:VAL:HG12	15	0.35	0.16	0.23
(1,1603)	1:B:68:VAL:H	1:B:68:VAL:HG13	15	0.35	0.16	0.23
(1,336)	1:A:66:LYS:H	1:A:67:GLY:H	15	0.35	0.14	0.3
(1,1062)	1:A:188:LEU:H	1:A:188:LEU:HB2	15	0.34	0.17	0.44
(1,1128)	1:A:199:GLY:HA2	1:A:200:TYR:H	15	0.34	0.07	0.33
(1,1128)	1:A:199:GLY:HA3	1:A:200:TYR:H	15	0.34	0.07	0.33
(1,428)	1:A:77:GLN:H	1:A:77:GLN:HB2	15	0.34	0.13	0.37
(1,1247)	1:B:5:PHE:H	1:B:4:LEU:H	15	0.34	0.07	0.33
(1,1639)	1:B:73:LEU:H	1:B:74:GLU:H	15	0.33	0.21	0.23
(1,1571)	1:B:65:ASP:H	1:B:66:LYS:H	15	0.33	0.1	0.3
(1,327)	1:A:65:ASP:H	1:A:66:LYS:H	15	0.33	0.11	0.29
(1,1541)	1:B:57:ARG:H	1:B:56:ALA:HB1	15	0.32	0.2	0.23
(1,1541)	1:B:57:ARG:H	1:B:56:ALA:HB2	15	0.32	0.2	0.23
(1,1541)	1:B:57:ARG:H	1:B:56:ALA:HB3	15	0.32	0.2	0.23
(1,1613)	1:B:70:TYR:H	1:B:71:LEU:H	15	0.32	0.05	0.31
(1,1592)	1:B:67:GLY:HA2	1:B:68:VAL:H	15	0.32	0.1	0.33
(1,1592)	1:B:67:GLY:HA3	1:B:68:VAL:H	15	0.32	0.1	0.33
(1,469)	1:A:81:LEU:H	1:A:82:GLU:H	15	0.31	0.17	0.27
(1,1672)	1:B:77:GLN:H	1:B:77:GLN:HB2	15	0.31	0.13	0.26
(1,1654)	1:B:75:GLU:H	1:B:76:GLU:H	15	0.3	0.07	0.29
(1,1867)	1:B:116:GLY:HA2	1:B:117:MET:H	15	0.29	0.05	0.27
(1,1867)	1:B:116:GLY:HA3	1:B:117:MET:H	15	0.29	0.05	0.27

*Continued on next page...*

*Continued from previous page...*

Key	Atom-1	Atom-2	Models <sup>1</sup>	Mean (Å)	SD <sup>1</sup> (Å)	Median (Å)
(1,623)	1:A:116:GLY:HA2	1:A:117:MET:H	15	0.28	0.05	0.28
(1,623)	1:A:116:GLY:HA3	1:A:117:MET:H	15	0.28	0.05	0.28
(1,902)	1:A:165:THR:HA	1:A:169:LEU:H	15	0.28	0.03	0.28
(1,2180)	1:B:171:GLY:H	1:B:171:GLY:HA2	15	0.28	0.19	0.19
(1,2146)	1:B:165:THR:HA	1:B:169:LEU:H	15	0.28	0.03	0.28
(1,278)	1:A:53:VAL:HA	1:A:54:ASP:H	15	0.26	0.04	0.27
(1,359)	1:A:68:VAL:H	1:A:68:VAL:HG11	15	0.25	0.11	0.21
(1,359)	1:A:68:VAL:H	1:A:68:VAL:HG12	15	0.25	0.11	0.21
(1,359)	1:A:68:VAL:H	1:A:68:VAL:HG13	15	0.25	0.11	0.21
(1,936)	1:A:171:GLY:H	1:A:171:GLY:HA2	15	0.25	0.14	0.2
(1,797)	1:A:153:GLY:HA2	1:A:154:ILE:H	15	0.22	0.07	0.2
(1,797)	1:A:153:GLY:HA3	1:A:154:ILE:H	15	0.22	0.07	0.2
(1,2233)	1:B:180:GLY:H	1:B:180:GLY:HA2	15	0.21	0.0	0.21
(1,989)	1:A:180:GLY:H	1:A:180:GLY:HA2	15	0.21	0.01	0.21
(1,348)	1:A:67:GLY:HA2	1:A:68:VAL:H	15	0.21	0.05	0.2
(1,348)	1:A:67:GLY:HA3	1:A:68:VAL:H	15	0.21	0.05	0.2
(1,2282)	1:B:186:GLY:HA2	1:B:187:ALA:H	15	0.2	0.02	0.2
(1,2282)	1:B:186:GLY:HA3	1:B:187:ALA:H	15	0.2	0.02	0.2
(1,534)	1:A:104:VAL:H	1:A:104:VAL:HA	15	0.19	0.02	0.19
(1,2164)	1:B:168:ALA:H	1:B:168:ALA:HA	15	0.19	0.01	0.19
(1,920)	1:A:168:ALA:H	1:A:168:ALA:HA	15	0.19	0.02	0.19
(1,643)	1:A:118:MET:H	1:A:118:MET:HA	15	0.19	0.01	0.19
(1,1887)	1:B:118:MET:H	1:B:118:MET:HA	15	0.19	0.01	0.19
(1,1038)	1:A:186:GLY:HA2	1:A:187:ALA:H	15	0.18	0.02	0.18
(1,1038)	1:A:186:GLY:HA3	1:A:187:ALA:H	15	0.18	0.02	0.18
(1,1130)	1:A:199:GLY:H	1:A:199:GLY:HA2	15	0.18	0.02	0.19
(1,2161)	1:B:167:ASP:H	1:B:168:ALA:H	15	0.18	0.01	0.18
(1,1878)	1:B:117:MET:H	1:B:117:MET:HA	15	0.18	0.01	0.17
(1,634)	1:A:117:MET:H	1:A:117:MET:HA	15	0.17	0.01	0.17
(1,384)	1:A:71:LEU:H	1:A:71:LEU:HA	15	0.17	0.01	0.17
(1,1628)	1:B:71:LEU:H	1:B:71:LEU:HA	15	0.17	0.02	0.18
(1,2374)	1:B:199:GLY:H	1:B:199:GLY:HA2	15	0.17	0.02	0.17
(1,2154)	1:B:166:ILE:H	1:B:166:ILE:HA	15	0.17	0.02	0.17
(1,910)	1:A:166:ILE:H	1:A:166:ILE:HA	15	0.17	0.02	0.17
(1,1800)	1:B:106:LEU:H	1:B:106:LEU:HA	15	0.17	0.02	0.16
(1,1674)	1:B:77:GLN:H	1:B:77:GLN:HA	15	0.16	0.01	0.16
(1,1083)	1:A:190:LYS:H	1:A:190:LYS:HA	15	0.16	0.01	0.16
(1,1033)	1:A:185:THR:H	1:A:185:THR:HA	15	0.16	0.01	0.16
(1,2277)	1:B:185:THR:H	1:B:185:THR:HA	15	0.16	0.01	0.16
(1,430)	1:A:77:GLN:H	1:A:77:GLN:HA	15	0.16	0.01	0.16
(1,2327)	1:B:190:LYS:H	1:B:190:LYS:HA	15	0.16	0.02	0.16
(1,1708)	1:B:81:LEU:H	1:B:81:LEU:HA	15	0.15	0.02	0.15

*Continued on next page...*

Continued from previous page...

Key	Atom-1	Atom-2	Models <sup>1</sup>	Mean (Å)	SD <sup>1</sup> (Å)	Median (Å)
(1,2140)	1:B:164:SER:H	1:B:164:SER:HA	15	0.15	0.01	0.16
(1,2361)	1:B:198:MET:H	1:B:198:MET:HA	15	0.15	0.01	0.16
(1,1117)	1:A:198:MET:H	1:A:198:MET:HA	15	0.15	0.02	0.16
(1,2305)	1:B:188:LEU:H	1:B:188:LEU:HA	15	0.15	0.01	0.15
(1,988)	1:A:180:GLY:H	1:A:180:GLY:HA3	15	0.15	0.0	0.15
(1,2232)	1:B:180:GLY:H	1:B:180:GLY:HA3	15	0.15	0.0	0.15
(1,1692)	1:B:79:SER:H	1:B:79:SER:HA	15	0.15	0.01	0.15
(1,985)	1:A:180:GLY:HA2	1:A:181:ALA:H	15	0.15	0.08	0.13
(1,985)	1:A:180:GLY:HA3	1:A:181:ALA:H	15	0.15	0.08	0.13
(1,419)	1:A:75:GLU:H	1:A:75:GLU:HA	15	0.15	0.01	0.15
(1,556)	1:A:106:LEU:H	1:A:106:LEU:HA	15	0.15	0.03	0.15
(1,1192)	1:A:208:ALA:H	1:A:208:ALA:HA	15	0.15	0.01	0.15
(1,1061)	1:A:188:LEU:H	1:A:188:LEU:HA	15	0.15	0.01	0.15
(1,1198)	1:A:209:CYS:H	1:A:209:CYS:HA	15	0.15	0.01	0.15
(1,896)	1:A:164:SER:H	1:A:164:SER:HA	15	0.15	0.02	0.15
(1,2429)	1:B:207:ALA:H	1:B:207:ALA:HA	15	0.15	0.0	0.15
(1,2436)	1:B:208:ALA:H	1:B:208:ALA:HA	15	0.14	0.0	0.14
(1,1185)	1:A:207:ALA:H	1:A:207:ALA:HA	15	0.14	0.01	0.14
(1,2058)	1:B:155:LEU:H	1:B:155:LEU:HA	15	0.14	0.01	0.15
(1,2442)	1:B:209:CYS:H	1:B:209:CYS:HA	15	0.14	0.01	0.14
(1,814)	1:A:155:LEU:H	1:A:155:LEU:HA	15	0.14	0.01	0.14
(1,2068)	1:B:156:ALA:H	1:B:156:ALA:HA	15	0.13	0.01	0.13
(1,2244)	1:B:182:GLY:HA2	1:B:183:ALA:H	15	0.13	0.01	0.13
(1,2244)	1:B:182:GLY:HA3	1:B:183:ALA:H	15	0.13	0.01	0.13
(1,2229)	1:B:180:GLY:HA2	1:B:181:ALA:H	15	0.13	0.01	0.13
(1,2229)	1:B:180:GLY:HA3	1:B:181:ALA:H	15	0.13	0.01	0.13
(1,959)	1:A:177:GLY:H	1:A:177:GLY:HA3	15	0.12	0.01	0.12
(1,2203)	1:B:177:GLY:H	1:B:177:GLY:HA3	15	0.12	0.01	0.12
(1,768)	1:A:148:LEU:HD11	1:A:195:LEU:HD11	14	3.6	1.52	3.36
(1,768)	1:A:148:LEU:HD11	1:A:195:LEU:HD12	14	3.6	1.52	3.36
(1,768)	1:A:148:LEU:HD11	1:A:195:LEU:HD13	14	3.6	1.52	3.36
(1,768)	1:A:148:LEU:HD11	1:A:195:LEU:HD21	14	3.6	1.52	3.36
(1,768)	1:A:148:LEU:HD11	1:A:195:LEU:HD22	14	3.6	1.52	3.36
(1,768)	1:A:148:LEU:HD11	1:A:195:LEU:HD23	14	3.6	1.52	3.36
(1,768)	1:A:148:LEU:HD12	1:A:195:LEU:HD11	14	3.6	1.52	3.36
(1,768)	1:A:148:LEU:HD12	1:A:195:LEU:HD12	14	3.6	1.52	3.36
(1,768)	1:A:148:LEU:HD12	1:A:195:LEU:HD13	14	3.6	1.52	3.36
(1,768)	1:A:148:LEU:HD12	1:A:195:LEU:HD21	14	3.6	1.52	3.36
(1,768)	1:A:148:LEU:HD12	1:A:195:LEU:HD22	14	3.6	1.52	3.36
(1,768)	1:A:148:LEU:HD12	1:A:195:LEU:HD23	14	3.6	1.52	3.36
(1,768)	1:A:148:LEU:HD13	1:A:195:LEU:HD11	14	3.6	1.52	3.36
(1,768)	1:A:148:LEU:HD13	1:A:195:LEU:HD12	14	3.6	1.52	3.36

Continued on next page...

*Continued from previous page...*

Key	Atom-1	Atom-2	Models <sup>1</sup>	Mean (Å)	SD <sup>1</sup> (Å)	Median (Å)
(1,768)	1:A:148:LEU:HD13	1:A:195:LEU:HD13	14	3.6	1.52	3.36
(1,768)	1:A:148:LEU:HD13	1:A:195:LEU:HD21	14	3.6	1.52	3.36
(1,768)	1:A:148:LEU:HD13	1:A:195:LEU:HD22	14	3.6	1.52	3.36
(1,768)	1:A:148:LEU:HD13	1:A:195:LEU:HD23	14	3.6	1.52	3.36
(1,2364)	1:B:198:MET:HE1	1:B:190:LYS:HE2	14	2.35	1.16	2.09
(1,2364)	1:B:198:MET:HE1	1:B:190:LYS:HE3	14	2.35	1.16	2.09
(1,2364)	1:B:198:MET:HE2	1:B:190:LYS:HE2	14	2.35	1.16	2.09
(1,2364)	1:B:198:MET:HE2	1:B:190:LYS:HE3	14	2.35	1.16	2.09
(1,2364)	1:B:198:MET:HE3	1:B:190:LYS:HE2	14	2.35	1.16	2.09
(1,2364)	1:B:198:MET:HE3	1:B:190:LYS:HE3	14	2.35	1.16	2.09
(1,111)	1:A:27:LYS:H	1:A:27:LYS:HE2	14	1.93	0.57	2.07
(1,2593)	2:C:23:TYR:H	1:A:69:GLU:HB2	14	1.86	0.96	1.65
(1,2593)	2:C:23:TYR:H	1:A:69:GLU:HB3	14	1.86	0.96	1.65
(1,2593)	2:C:23:TYR:H	1:B:69:GLU:HB2	14	1.86	0.96	1.65
(1,2593)	2:C:23:TYR:H	1:B:69:GLU:HB3	14	1.86	0.96	1.65
(1,952)	1:A:175:THR:HG21	1:A:176:ALA:H	14	1.51	0.05	1.52
(1,952)	1:A:175:THR:HG22	1:A:176:ALA:H	14	1.51	0.05	1.52
(1,952)	1:A:175:THR:HG23	1:A:176:ALA:H	14	1.51	0.05	1.52
(1,1118)	1:A:198:MET:H	1:A:198:MET:HB2	14	1.41	0.13	1.47
(1,1229)	1:A:215:VAL:H	1:A:215:VAL:HG11	14	1.36	0.11	1.4
(1,1229)	1:A:215:VAL:H	1:A:215:VAL:HG12	14	1.36	0.11	1.4
(1,1229)	1:A:215:VAL:H	1:A:215:VAL:HG13	14	1.36	0.11	1.4
(1,2132)	1:B:163:ASN:H	1:B:163:ASN:HB2	14	1.32	0.18	1.36
(1,1240)	1:A:220:LEU:H	1:A:220:LEU:HB2	14	1.27	0.2	1.31
(1,184)	1:A:37:PHE:H	1:A:37:PHE:HB2	14	1.24	0.25	1.31
(1,945)	1:A:173:HIS:H	1:A:173:HIS:HB2	14	1.23	0.1	1.27
(1,2542)	1:A:116:GLY:H	1:B:185:THR:HB	14	1.22	0.78	0.89
(1,629)	1:A:117:MET:HE1	1:A:115:SER:H	14	1.21	0.77	1.23
(1,629)	1:A:117:MET:HE2	1:A:115:SER:H	14	1.21	0.77	1.23
(1,629)	1:A:117:MET:HE3	1:A:115:SER:H	14	1.21	0.77	1.23
(1,2003)	1:B:144:ARG:H	1:B:144:ARG:HB2	14	1.07	0.33	1.2
(1,2329)	1:B:190:LYS:H	1:B:190:LYS:HD2	14	1.05	0.47	1.07
(1,2581)	1:B:116:GLY:H	1:A:185:THR:HB	14	1.02	0.53	0.79
(1,1085)	1:A:190:LYS:H	1:A:190:LYS:HD2	14	1.01	0.45	0.99
(1,2098)	1:B:159:TYR:H	1:B:157:LEU:HD11	14	1.01	0.37	1.19
(1,2098)	1:B:159:TYR:H	1:B:157:LEU:HD12	14	1.01	0.37	1.19
(1,2098)	1:B:159:TYR:H	1:B:157:LEU:HD13	14	1.01	0.37	1.19
(1,24)	1:A:8:LYS:H	1:A:8:LYS:HD2	14	1.0	0.3	1.06
(1,109)	1:A:27:LYS:H	1:A:27:LYS:HD2	14	0.93	0.37	0.76
(1,1447)	1:B:40:ASN:H	1:B:40:ASN:HB2	14	0.92	0.13	0.99
(1,1960)	1:B:134:LEU:H	1:B:134:LEU:HB2	14	0.88	0.18	0.95
(1,1036)	1:A:185:THR:H	1:A:185:THR:HG1	14	0.87	0.49	0.99

*Continued on next page...*

Continued from previous page...

Key	Atom-1	Atom-2	Models <sup>1</sup>	Mean (Å)	SD <sup>1</sup> (Å)	Median (Å)
(1,1239)	1:A:219:LEU:H	1:A:219:LEU:HB2	14	0.86	0.17	0.9
(1,228)	1:A:43:ASN:H	1:A:43:ASN:HB2	14	0.86	0.13	0.86
(1,716)	1:A:134:LEU:H	1:A:134:LEU:HB2	14	0.84	0.16	0.86
(1,927)	1:A:169:LEU:H	1:A:169:LEU:HB2	14	0.84	0.12	0.86
(1,1293)	1:B:13:ASP:H	1:B:13:ASP:HB2	14	0.83	0.14	0.86
(1,1951)	1:B:133:GLN:H	1:B:133:GLN:HB2	14	0.83	0.15	0.8
(1,1716)	1:B:82:GLU:H	1:B:82:GLU:HB2	14	0.82	0.16	0.8
(1,1110)	1:A:196:LYS:H	1:A:196:LYS:HB2	14	0.81	0.18	0.86
(1,203)	1:A:40:ASN:H	1:A:40:ASN:HB2	14	0.8	0.15	0.76
(1,2483)	1:B:219:LEU:H	1:B:219:LEU:HB2	14	0.79	0.22	0.82
(1,1966)	1:B:135:ASN:H	1:B:135:ASN:HB2	14	0.76	0.13	0.75
(1,1923)	1:B:122:GLN:H	1:B:122:GLN:HB2	14	0.76	0.16	0.78
(1,538)	1:A:104:VAL:HG21	1:A:170:ARG:HD2	14	0.76	0.61	0.48
(1,538)	1:A:104:VAL:HG21	1:A:170:ARG:HD3	14	0.76	0.61	0.48
(1,538)	1:A:104:VAL:HG22	1:A:170:ARG:HD2	14	0.76	0.61	0.48
(1,538)	1:A:104:VAL:HG22	1:A:170:ARG:HD3	14	0.76	0.61	0.48
(1,538)	1:A:104:VAL:HG23	1:A:170:ARG:HD2	14	0.76	0.61	0.48
(1,538)	1:A:104:VAL:HG23	1:A:170:ARG:HD3	14	0.76	0.61	0.48
(1,700)	1:A:132:LEU:H	1:A:132:LEU:HB2	14	0.75	0.23	0.71
(1,114)	1:A:28:GLU:H	1:A:28:GLU:HB2	14	0.72	0.18	0.76
(1,2340)	1:B:193:LYS:H	1:B:193:LYS:HB2	14	0.72	0.22	0.73
(1,976)	1:A:179:ILE:H	1:A:179:ILE:HB	14	0.71	0.13	0.67
(1,1266)	1:B:8:LYS:H	1:B:8:LYS:HB2	14	0.71	0.22	0.65
(1,1944)	1:B:132:LEU:H	1:B:132:LEU:HB2	14	0.7	0.24	0.68
(1,1562)	1:B:63:GLY:H	1:B:64:LEU:H	14	0.69	0.26	0.76
(1,1369)	1:B:30:SER:H	1:B:30:SER:HB2	14	0.69	0.2	0.62
(1,414)	1:A:75:GLU:H	1:A:73:LEU:HD11	14	0.69	0.23	0.67
(1,414)	1:A:75:GLU:H	1:A:73:LEU:HD12	14	0.69	0.23	0.67
(1,414)	1:A:75:GLU:H	1:A:73:LEU:HD13	14	0.69	0.23	0.67
(1,1333)	1:B:22:ASP:H	1:B:22:ASP:HB2	14	0.68	0.23	0.73
(1,2220)	1:B:179:ILE:H	1:B:179:ILE:HB	14	0.67	0.1	0.64
(1,200)	1:A:40:ASN:H	1:A:39:PRO:HG2	14	0.65	0.26	0.64
(1,1406)	1:B:34:SER:H	1:B:34:SER:HB2	14	0.64	0.22	0.62
(1,1931)	1:B:127:ASN:H	1:B:126:PRO:HA	14	0.64	0.15	0.68
(1,2178)	1:B:170:ARG:HB3	1:B:171:GLY:H	14	0.63	0.26	0.7
(1,612)	1:A:114:PHE:HB2	1:A:115:SER:H	14	0.63	0.23	0.57
(1,1430)	1:B:37:PHE:H	1:B:37:PHE:HB3	14	0.63	0.24	0.56
(1,447)	1:A:79:SER:H	1:A:79:SER:HB2	14	0.62	0.19	0.56
(1,186)	1:A:37:PHE:H	1:A:37:PHE:HB3	14	0.61	0.22	0.64
(1,1318)	1:B:18:VAL:H	1:B:17:ALA:HA	14	0.6	0.23	0.74
(1,2588)	1:B:120:GLY:H	1:A:189:PHE:HB2	14	0.6	0.14	0.57
(1,2588)	1:B:120:GLY:H	1:A:189:PHE:HB3	14	0.6	0.14	0.57

Continued on next page...



Continued from previous page...

Key	Atom-1	Atom-2	Models <sup>1</sup>	Mean (Å)	SD <sup>1</sup> (Å)	Median (Å)
(1,235)	1:A:44:ILE:H	1:A:44:ILE:HB	14	0.6	0.01	0.6
(1,1479)	1:B:44:ILE:H	1:B:44:ILE:HB	14	0.6	0.02	0.6
(1,2142)	1:B:164:SER:H	1:B:211:VAL:HB	14	0.59	0.21	0.57
(1,405)	1:A:74:GLU:H	1:A:73:LEU:HB3	14	0.58	0.22	0.62
(1,533)	1:A:104:VAL:H	1:A:104:VAL:HB	14	0.57	0.05	0.57
(1,1935)	1:B:127:ASN:H	1:B:127:ASN:HB2	14	0.57	0.17	0.6
(1,2152)	1:B:166:ILE:H	1:B:166:ILE:HB	14	0.56	0.03	0.56
(1,1231)	1:A:216:LYS:H	1:A:216:LYS:HG2	14	0.53	0.22	0.48
(1,898)	1:A:164:SER:H	1:A:211:VAL:HB	14	0.51	0.15	0.49
(1,249)	1:A:46:SER:H	1:A:46:SER:HB2	14	0.49	0.19	0.48
(1,2551)	1:B:67:GLY:H	1:A:66:LYS:HB2	14	0.49	0.2	0.56
(1,2551)	1:B:67:GLY:H	1:A:66:LYS:HB3	14	0.49	0.2	0.56
(1,2192)	1:B:175:THR:H	1:B:175:THR:HA	14	0.43	0.22	0.44
(1,669)	1:A:121:LEU:H	1:A:121:LEU:HB2	14	0.43	0.14	0.5
(1,1104)	1:A:195:LEU:H	1:A:195:LEU:HB2	14	0.42	0.12	0.46
(1,1901)	1:B:119:GLN:H	1:B:119:GLN:HB2	14	0.42	0.05	0.42
(1,1366)	1:B:29:LEU:H	1:B:29:LEU:HB2	14	0.42	0.12	0.44
(1,921)	1:A:168:ALA:HB1	1:A:211:VAL:HG21	14	0.41	0.09	0.4
(1,921)	1:A:168:ALA:HB1	1:A:211:VAL:HG22	14	0.41	0.09	0.4
(1,921)	1:A:168:ALA:HB1	1:A:211:VAL:HG23	14	0.41	0.09	0.4
(1,921)	1:A:168:ALA:HB2	1:A:211:VAL:HG21	14	0.41	0.09	0.4
(1,921)	1:A:168:ALA:HB2	1:A:211:VAL:HG22	14	0.41	0.09	0.4
(1,921)	1:A:168:ALA:HB2	1:A:211:VAL:HG23	14	0.41	0.09	0.4
(1,921)	1:A:168:ALA:HB3	1:A:211:VAL:HG21	14	0.41	0.09	0.4
(1,921)	1:A:168:ALA:HB3	1:A:211:VAL:HG22	14	0.41	0.09	0.4
(1,921)	1:A:168:ALA:HB3	1:A:211:VAL:HG23	14	0.41	0.09	0.4
(1,1556)	1:B:58:LEU:H	1:B:59:HIS:H	14	0.37	0.13	0.36
(1,130)	1:A:31:LEU:H	1:A:30:SER:H	14	0.37	0.11	0.36
(1,122)	1:A:29:LEU:H	1:A:29:LEU:HB2	14	0.35	0.16	0.43
(1,297)	1:A:57:ARG:H	1:A:56:ALA:HB1	14	0.34	0.14	0.28
(1,297)	1:A:57:ARG:H	1:A:56:ALA:HB2	14	0.34	0.14	0.28
(1,297)	1:A:57:ARG:H	1:A:56:ALA:HB3	14	0.34	0.14	0.28
(1,60)	1:A:15:ASN:H	1:A:14:ALA:HB1	14	0.32	0.11	0.3
(1,60)	1:A:15:ASN:H	1:A:14:ALA:HB2	14	0.32	0.11	0.3
(1,60)	1:A:15:ASN:H	1:A:14:ALA:HB3	14	0.32	0.11	0.3
(1,312)	1:A:58:LEU:H	1:A:59:HIS:H	14	0.32	0.14	0.32
(1,2041)	1:B:153:GLY:HA2	1:B:154:ILE:H	14	0.3	0.09	0.28
(1,2041)	1:B:153:GLY:HA3	1:B:154:ILE:H	14	0.3	0.09	0.28
(1,1304)	1:B:15:ASN:H	1:B:14:ALA:HB1	14	0.28	0.13	0.26
(1,1304)	1:B:15:ASN:H	1:B:14:ALA:HB2	14	0.28	0.13	0.26
(1,1304)	1:B:15:ASN:H	1:B:14:ALA:HB3	14	0.28	0.13	0.26
(1,410)	1:A:75:GLU:H	1:A:76:GLU:H	14	0.28	0.04	0.29

Continued on next page...

*Continued from previous page...*

Key	Atom-1	Atom-2	Models <sup>1</sup>	Mean (Å)	SD <sup>1</sup> (Å)	Median (Å)
(1,1604)	1:B:69:GLU:H	1:B:70:TYR:H	14	0.28	0.13	0.24
(1,1713)	1:B:81:LEU:H	1:B:82:GLU:H	14	0.26	0.07	0.28
(1,1049)	1:A:187:ALA:HB1	1:A:188:LEU:H	14	0.26	0.06	0.27
(1,1049)	1:A:187:ALA:HB2	1:A:188:LEU:H	14	0.26	0.06	0.27
(1,1049)	1:A:187:ALA:HB3	1:A:188:LEU:H	14	0.26	0.06	0.27
(1,2288)	1:B:187:ALA:H	1:B:188:LEU:H	14	0.2	0.01	0.2
(1,1778)	1:B:104:VAL:H	1:B:104:VAL:HA	14	0.19	0.01	0.19
(1,1044)	1:A:187:ALA:H	1:A:188:LEU:H	14	0.19	0.02	0.2
(1,917)	1:A:167:ASP:H	1:A:168:ALA:H	14	0.18	0.01	0.18
(1,930)	1:A:170:ARG:H	1:A:170:ARG:HA	14	0.17	0.02	0.17
(1,884)	1:A:163:ASN:H	1:A:164:SER:H	14	0.17	0.02	0.17
(1,1446)	1:B:40:ASN:H	1:B:40:ASN:HA	14	0.16	0.01	0.16
(1,668)	1:A:121:LEU:H	1:A:121:LEU:HA	14	0.15	0.02	0.16
(1,448)	1:A:79:SER:H	1:A:79:SER:HA	14	0.15	0.01	0.15
(1,1832)	1:B:111:ILE:H	1:B:111:ILE:HA	14	0.15	0.01	0.15
(1,1824)	1:B:110:GLY:H	1:B:110:GLY:HA2	14	0.15	0.02	0.15
(1,588)	1:A:111:ILE:H	1:A:111:ILE:HA	14	0.14	0.01	0.15
(1,580)	1:A:110:GLY:H	1:A:110:GLY:HA2	14	0.14	0.02	0.14
(1,1000)	1:A:182:GLY:HA2	1:A:183:ALA:H	14	0.13	0.01	0.13
(1,1000)	1:A:182:GLY:HA3	1:A:183:ALA:H	14	0.13	0.01	0.13
(1,2264)	1:B:184:LEU:H	1:B:184:LEU:HA	14	0.12	0.01	0.13
(1,1205)	1:A:210:ALA:H	1:A:210:ALA:HA	14	0.12	0.01	0.12
(1,1020)	1:A:184:LEU:H	1:A:184:LEU:HA	14	0.12	0.01	0.12
(1,2449)	1:B:210:ALA:H	1:B:210:ALA:HA	14	0.12	0.01	0.12
(1,2530)	1:A:88:ILE:HD11	1:B:95:ASP:HB2	13	4.19	1.86	5.16
(1,2530)	1:A:88:ILE:HD11	1:B:95:ASP:HB3	13	4.19	1.86	5.16
(1,2530)	1:A:88:ILE:HD12	1:B:95:ASP:HB2	13	4.19	1.86	5.16
(1,2530)	1:A:88:ILE:HD12	1:B:95:ASP:HB3	13	4.19	1.86	5.16
(1,2530)	1:A:88:ILE:HD13	1:B:95:ASP:HB2	13	4.19	1.86	5.16
(1,2530)	1:A:88:ILE:HD13	1:B:95:ASP:HB3	13	4.19	1.86	5.16
(1,769)	1:A:148:LEU:HD21	1:A:195:LEU:HD11	13	3.7	1.55	3.94
(1,769)	1:A:148:LEU:HD21	1:A:195:LEU:HD12	13	3.7	1.55	3.94
(1,769)	1:A:148:LEU:HD21	1:A:195:LEU:HD13	13	3.7	1.55	3.94
(1,769)	1:A:148:LEU:HD21	1:A:195:LEU:HD21	13	3.7	1.55	3.94
(1,769)	1:A:148:LEU:HD21	1:A:195:LEU:HD22	13	3.7	1.55	3.94
(1,769)	1:A:148:LEU:HD21	1:A:195:LEU:HD23	13	3.7	1.55	3.94
(1,769)	1:A:148:LEU:HD22	1:A:195:LEU:HD11	13	3.7	1.55	3.94
(1,769)	1:A:148:LEU:HD22	1:A:195:LEU:HD12	13	3.7	1.55	3.94
(1,769)	1:A:148:LEU:HD22	1:A:195:LEU:HD13	13	3.7	1.55	3.94
(1,769)	1:A:148:LEU:HD22	1:A:195:LEU:HD21	13	3.7	1.55	3.94
(1,769)	1:A:148:LEU:HD22	1:A:195:LEU:HD22	13	3.7	1.55	3.94
(1,769)	1:A:148:LEU:HD22	1:A:195:LEU:HD23	13	3.7	1.55	3.94

*Continued on next page...*



*Continued from previous page...*

Key	Atom-1	Atom-2	Models <sup>1</sup>	Mean (Å)	SD <sup>1</sup> (Å)	Median (Å)
(1,769)	1:A:148:LEU:HD23	1:A:195:LEU:HD11	13	3.7	1.55	3.94
(1,769)	1:A:148:LEU:HD23	1:A:195:LEU:HD12	13	3.7	1.55	3.94
(1,769)	1:A:148:LEU:HD23	1:A:195:LEU:HD13	13	3.7	1.55	3.94
(1,769)	1:A:148:LEU:HD23	1:A:195:LEU:HD21	13	3.7	1.55	3.94
(1,769)	1:A:148:LEU:HD23	1:A:195:LEU:HD22	13	3.7	1.55	3.94
(1,769)	1:A:148:LEU:HD23	1:A:195:LEU:HD23	13	3.7	1.55	3.94
(1,2609)	2:C:25:LEU:HB2	1:A:66:LYS:H	13	2.7	0.94	2.92
(1,2609)	2:C:25:LEU:HB2	1:B:66:LYS:H	13	2.7	0.94	2.92
(1,2609)	2:C:25:LEU:HB3	1:A:66:LYS:H	13	2.7	0.94	2.92
(1,2609)	2:C:25:LEU:HB3	1:B:66:LYS:H	13	2.7	0.94	2.92
(1,1120)	1:A:198:MET:HE1	1:A:190:LYS:HE2	13	2.63	1.84	2.45
(1,1120)	1:A:198:MET:HE1	1:A:190:LYS:HE3	13	2.63	1.84	2.45
(1,1120)	1:A:198:MET:HE2	1:A:190:LYS:HE2	13	2.63	1.84	2.45
(1,1120)	1:A:198:MET:HE2	1:A:190:LYS:HE3	13	2.63	1.84	2.45
(1,1120)	1:A:198:MET:HE3	1:A:190:LYS:HE2	13	2.63	1.84	2.45
(1,1120)	1:A:198:MET:HE3	1:A:190:LYS:HE3	13	2.63	1.84	2.45
(1,1873)	1:B:117:MET:HE1	1:B:115:SER:H	13	1.74	0.77	1.45
(1,1873)	1:B:117:MET:HE2	1:B:115:SER:H	13	1.74	0.77	1.45
(1,1873)	1:B:117:MET:HE3	1:B:115:SER:H	13	1.74	0.77	1.45
(1,2594)	2:C:23:TYR:H	1:A:69:GLU:HA	13	1.6	0.92	1.43
(1,2594)	2:C:23:TYR:H	1:B:69:GLU:HA	13	1.6	0.92	1.43
(1,2196)	1:B:175:THR:HG21	1:B:176:ALA:H	13	1.53	0.06	1.56
(1,2196)	1:B:175:THR:HG22	1:B:176:ALA:H	13	1.53	0.06	1.56
(1,2196)	1:B:175:THR:HG23	1:B:176:ALA:H	13	1.53	0.06	1.56
(1,2362)	1:B:198:MET:H	1:B:198:MET:HB2	13	1.42	0.14	1.47
(1,2393)	1:B:202:SER:H	1:B:202:SER:HB2	13	1.23	0.23	1.32
(1,2189)	1:B:173:HIS:H	1:B:173:HIS:HB2	13	1.19	0.1	1.22
(1,148)	1:A:33:GLN:H	1:A:32:LYS:HD2	13	0.94	0.49	0.99
(1,1268)	1:B:8:LYS:H	1:B:8:LYS:HD2	13	0.93	0.42	0.99
(1,205)	1:A:40:ASN:HB3	1:A:41:ILE:H	13	0.92	0.41	0.93
(1,1348)	1:B:25:LYS:H	1:B:25:LYS:HD3	13	0.86	0.58	0.73
(1,722)	1:A:135:ASN:H	1:A:135:ASN:HB2	13	0.82	0.14	0.86
(1,1619)	1:B:70:TYR:H	1:B:70:TYR:HD1	13	0.82	0.35	1.01
(1,1619)	1:B:70:TYR:H	1:B:70:TYR:HD2	13	0.82	0.35	1.01
(1,104)	1:A:25:LYS:H	1:A:25:LYS:HD3	13	0.78	0.48	0.7
(1,2019)	1:B:150:ASN:H	1:B:150:ASN:HB2	13	0.77	0.15	0.81
(1,1856)	1:B:114:PHE:HB2	1:B:115:SER:H	13	0.76	0.37	0.79
(1,938)	1:A:172:LYS:H	1:A:171:GLY:HA3	13	0.76	0.07	0.81
(1,22)	1:A:8:LYS:H	1:A:8:LYS:HB2	13	0.75	0.19	0.73
(1,1358)	1:B:28:GLU:H	1:B:28:GLU:HB2	13	0.74	0.24	0.81
(1,43)	1:A:12:ASP:H	1:A:12:ASP:HB2	13	0.72	0.24	0.77
(1,698)	1:A:131:LYS:H	1:A:131:LYS:HB2	13	0.71	0.16	0.74

*Continued on next page...*

*Continued from previous page...*

Key	Atom-1	Atom-2	Models <sup>1</sup>	Mean (Å)	SD <sup>1</sup> (Å)	Median (Å)
(1,590)	1:A:111:ILE:H	1:A:111:ILE:HB	13	0.68	0.08	0.66
(1,1528)	1:B:54:ASP:HA	1:B:55:THR:H	13	0.67	0.16	0.74
(1,693)	1:A:128:SER:H	1:A:128:SER:HB2	13	0.66	0.22	0.7
(1,194)	1:A:38:GLU:H	1:A:38:GLU:HB2	13	0.64	0.22	0.63
(1,1927)	1:B:124:ILE:H	1:B:124:ILE:HB	13	0.6	0.04	0.61
(1,2114)	1:B:161:ILE:H	1:B:161:ILE:HB	13	0.6	0.06	0.61
(1,803)	1:A:154:ILE:H	1:A:154:ILE:HB	13	0.6	0.02	0.6
(1,696)	1:A:130:GLY:HA2	1:A:131:LYS:H	13	0.6	0.16	0.58
(1,2047)	1:B:154:ILE:H	1:B:154:ILE:HB	13	0.59	0.03	0.58
(1,1983)	1:B:137:VAL:H	1:B:137:VAL:HB	13	0.58	0.06	0.58
(1,953)	1:A:175:THR:HG21	1:A:212:TRP:HE1	13	0.58	0.26	0.59
(1,953)	1:A:175:THR:HG22	1:A:212:TRP:HE1	13	0.58	0.26	0.59
(1,953)	1:A:175:THR:HG23	1:A:212:TRP:HE1	13	0.58	0.26	0.59
(1,2009)	1:B:147:PHE:H	1:B:147:PHE:HB2	13	0.57	0.24	0.57
(1,1777)	1:B:104:VAL:H	1:B:104:VAL:HB	13	0.56	0.05	0.53
(1,265)	1:A:51:MET:HA	1:A:52:HIS:H	13	0.52	0.19	0.45
(1,732)	1:A:136:THR:H	1:A:136:THR:HB	13	0.49	0.07	0.51
(1,239)	1:A:45:ILE:H	1:A:45:ILE:HB	13	0.46	0.16	0.52
(1,1690)	1:B:79:SER:H	1:B:78:LEU:HB3	13	0.45	0.2	0.51
(1,1411)	1:B:35:LEU:HB2	1:B:35:LEU:H	13	0.45	0.09	0.49
(1,1438)	1:B:38:GLU:H	1:B:38:GLU:HB2	13	0.45	0.23	0.41
(1,482)	1:A:86:GLY:H	1:A:86:GLY:HA2	13	0.43	0.21	0.5
(1,1084)	1:A:190:LYS:H	1:A:190:LYS:HG2	13	0.41	0.12	0.38
(1,838)	1:A:157:LEU:HD11	1:A:203:ALA:HB1	13	0.41	0.11	0.42
(1,838)	1:A:157:LEU:HD11	1:A:203:ALA:HB2	13	0.41	0.11	0.42
(1,838)	1:A:157:LEU:HD11	1:A:203:ALA:HB3	13	0.41	0.11	0.42
(1,838)	1:A:157:LEU:HD12	1:A:203:ALA:HB1	13	0.41	0.11	0.42
(1,838)	1:A:157:LEU:HD12	1:A:203:ALA:HB2	13	0.41	0.11	0.42
(1,838)	1:A:157:LEU:HD12	1:A:203:ALA:HB3	13	0.41	0.11	0.42
(1,838)	1:A:157:LEU:HD13	1:A:203:ALA:HB1	13	0.41	0.11	0.42
(1,838)	1:A:157:LEU:HD13	1:A:203:ALA:HB2	13	0.41	0.11	0.42
(1,838)	1:A:157:LEU:HD13	1:A:203:ALA:HB3	13	0.41	0.11	0.42
(1,838)	1:A:157:LEU:HD21	1:A:203:ALA:HB1	13	0.41	0.11	0.42
(1,838)	1:A:157:LEU:HD21	1:A:203:ALA:HB2	13	0.41	0.11	0.42
(1,838)	1:A:157:LEU:HD21	1:A:203:ALA:HB3	13	0.41	0.11	0.42
(1,838)	1:A:157:LEU:HD22	1:A:203:ALA:HB1	13	0.41	0.11	0.42
(1,838)	1:A:157:LEU:HD22	1:A:203:ALA:HB2	13	0.41	0.11	0.42
(1,838)	1:A:157:LEU:HD22	1:A:203:ALA:HB3	13	0.41	0.11	0.42
(1,838)	1:A:157:LEU:HD23	1:A:203:ALA:HB1	13	0.41	0.11	0.42
(1,838)	1:A:157:LEU:HD23	1:A:203:ALA:HB2	13	0.41	0.11	0.42
(1,838)	1:A:157:LEU:HD23	1:A:203:ALA:HB3	13	0.41	0.11	0.42
(1,2348)	1:B:195:LEU:H	1:B:195:LEU:HB2	13	0.38	0.14	0.45

*Continued on next page...*

Continued from previous page...

Key	Atom-1	Atom-2	Models <sup>1</sup>	Mean (Å)	SD <sup>1</sup> (Å)	Median (Å)
(1,225)	1:A:42:ASN:H	1:A:42:ASN:HB2	13	0.37	0.12	0.41
(1,1570)	1:B:64:LEU:H	1:B:64:LEU:HB2	13	0.36	0.13	0.45
(1,611)	1:A:114:PHE:HB3	1:A:115:SER:H	13	0.34	0.21	0.3
(1,1761)	1:B:96:ASP:H	1:B:97:LEU:HD11	13	0.33	0.16	0.28
(1,1761)	1:B:96:ASP:H	1:B:97:LEU:HD12	13	0.33	0.16	0.28
(1,1761)	1:B:96:ASP:H	1:B:97:LEU:HD13	13	0.33	0.16	0.28
(1,1796)	1:B:106:LEU:H	1:B:105:TYR:H	13	0.29	0.07	0.3
(1,788)	1:A:152:ALA:HB1	1:A:153:GLY:H	13	0.26	0.14	0.24
(1,788)	1:A:152:ALA:HB2	1:A:153:GLY:H	13	0.26	0.14	0.24
(1,788)	1:A:152:ALA:HB3	1:A:153:GLY:H	13	0.26	0.14	0.24
(1,502)	1:A:91:ARG:H	1:A:91:ARG:HA	13	0.26	0.21	0.15
(1,360)	1:A:69:GLU:H	1:A:70:TYR:H	13	0.26	0.11	0.22
(1,2441)	1:B:209:CYS:H	1:B:209:CYS:HB3	13	0.24	0.09	0.21
(1,2293)	1:B:187:ALA:HB1	1:B:188:LEU:H	13	0.24	0.05	0.24
(1,2293)	1:B:187:ALA:HB2	1:B:188:LEU:H	13	0.24	0.05	0.24
(1,2293)	1:B:187:ALA:HB3	1:B:188:LEU:H	13	0.24	0.05	0.24
(1,1522)	1:B:53:VAL:HA	1:B:54:ASP:H	13	0.22	0.07	0.26
(1,2174)	1:B:170:ARG:H	1:B:170:ARG:HA	13	0.17	0.03	0.17
(1,2204)	1:B:177:GLY:H	1:B:178:SER:H	13	0.16	0.01	0.17
(1,202)	1:A:40:ASN:H	1:A:40:ASN:HA	13	0.16	0.02	0.16
(1,960)	1:A:177:GLY:H	1:A:178:SER:H	13	0.16	0.02	0.16
(1,334)	1:A:65:ASP:H	1:A:65:ASP:HA	13	0.16	0.01	0.16
(1,1663)	1:B:75:GLU:H	1:B:75:GLU:HA	13	0.15	0.02	0.15
(1,293)	1:A:56:ALA:H	1:A:56:ALA:HA	13	0.14	0.02	0.14
(1,859)	1:A:159:TYR:H	1:A:159:TYR:HA	13	0.14	0.01	0.14
(1,1537)	1:B:56:ALA:H	1:B:56:ALA:HA	13	0.14	0.02	0.14
(1,1815)	1:B:108:GLY:H	1:B:108:GLY:HA2	13	0.13	0.01	0.14
(1,824)	1:A:156:ALA:H	1:A:156:ALA:HA	13	0.13	0.01	0.13
(1,2572)	1:B:88:ILE:HD11	1:A:172:LYS:HD2	12	2.09	1.26	2.28
(1,2572)	1:B:88:ILE:HD11	1:A:172:LYS:HD3	12	2.09	1.26	2.28
(1,2572)	1:B:88:ILE:HD12	1:A:172:LYS:HD2	12	2.09	1.26	2.28
(1,2572)	1:B:88:ILE:HD12	1:A:172:LYS:HD3	12	2.09	1.26	2.28
(1,2572)	1:B:88:ILE:HD13	1:A:172:LYS:HD2	12	2.09	1.26	2.28
(1,2572)	1:B:88:ILE:HD13	1:A:172:LYS:HD3	12	2.09	1.26	2.28
(1,2300)	1:B:187:ALA:HB1	1:B:198:MET:HE1	12	1.57	0.46	1.67
(1,2300)	1:B:187:ALA:HB1	1:B:198:MET:HE2	12	1.57	0.46	1.67
(1,2300)	1:B:187:ALA:HB1	1:B:198:MET:HE3	12	1.57	0.46	1.67
(1,2300)	1:B:187:ALA:HB2	1:B:198:MET:HE1	12	1.57	0.46	1.67
(1,2300)	1:B:187:ALA:HB2	1:B:198:MET:HE2	12	1.57	0.46	1.67
(1,2300)	1:B:187:ALA:HB2	1:B:198:MET:HE3	12	1.57	0.46	1.67
(1,2300)	1:B:187:ALA:HB3	1:B:198:MET:HE1	12	1.57	0.46	1.67
(1,2300)	1:B:187:ALA:HB3	1:B:198:MET:HE2	12	1.57	0.46	1.67

Continued on next page...

*Continued from previous page...*

Key	Atom-1	Atom-2	Models <sup>1</sup>	Mean (Å)	SD <sup>1</sup> (Å)	Median (Å)
(1,2300)	1:B:187:ALA:HB3	1:B:198:MET:HE3	12	1.57	0.46	1.67
(1,2473)	1:B:215:VAL:H	1:B:215:VAL:HG11	12	1.35	0.14	1.4
(1,2473)	1:B:215:VAL:H	1:B:215:VAL:HG12	12	1.35	0.14	1.4
(1,2473)	1:B:215:VAL:H	1:B:215:VAL:HG13	12	1.35	0.14	1.4
(1,1149)	1:A:202:SER:H	1:A:202:SER:HB2	12	1.24	0.21	1.34
(1,31)	1:A:9:THR:H	1:A:9:THR:HG21	12	1.19	0.37	1.32
(1,31)	1:A:9:THR:H	1:A:9:THR:HG22	12	1.19	0.37	1.32
(1,31)	1:A:9:THR:H	1:A:9:THR:HG23	12	1.19	0.37	1.32
(1,1353)	1:B:27:LYS:H	1:B:27:LYS:HD2	12	1.07	0.44	0.96
(1,2280)	1:B:185:THR:H	1:B:185:THR:HG1	12	0.95	0.45	0.82
(1,1148)	1:A:202:SER:H	1:A:202:SER:HB3	12	0.92	0.24	0.92
(1,1082)	1:A:190:LYS:H	1:A:190:LYS:HE2	12	0.9	0.29	0.84
(1,2171)	1:B:169:LEU:H	1:B:169:LEU:HB2	12	0.87	0.17	0.94
(1,1638)	1:B:72:ASP:H	1:B:72:ASP:HB2	12	0.83	0.17	0.92
(1,2480)	1:B:218:ARG:H	1:B:218:ARG:HB2	12	0.82	0.14	0.79
(1,1782)	1:B:104:VAL:HG21	1:B:170:ARG:HD2	12	0.8	0.44	0.7
(1,1782)	1:B:104:VAL:HG21	1:B:170:ARG:HD3	12	0.8	0.44	0.7
(1,1782)	1:B:104:VAL:HG22	1:B:170:ARG:HD2	12	0.8	0.44	0.7
(1,1782)	1:B:104:VAL:HG22	1:B:170:ARG:HD3	12	0.8	0.44	0.7
(1,1782)	1:B:104:VAL:HG23	1:B:170:ARG:HD2	12	0.8	0.44	0.7
(1,1782)	1:B:104:VAL:HG23	1:B:170:ARG:HD3	12	0.8	0.44	0.7
(1,1055)	1:A:187:ALA:HB1	1:A:198:MET:HG2	12	0.8	0.22	0.76
(1,1055)	1:A:187:ALA:HB1	1:A:198:MET:HG3	12	0.8	0.22	0.76
(1,1055)	1:A:187:ALA:HB2	1:A:198:MET:HG2	12	0.8	0.22	0.76
(1,1055)	1:A:187:ALA:HB2	1:A:198:MET:HG3	12	0.8	0.22	0.76
(1,1055)	1:A:187:ALA:HB3	1:A:198:MET:HG2	12	0.8	0.22	0.76
(1,1055)	1:A:187:ALA:HB3	1:A:198:MET:HG3	12	0.8	0.22	0.76
(1,2182)	1:B:172:LYS:H	1:B:171:GLY:HA3	12	0.78	0.05	0.8
(1,1107)	1:A:196:LYS:H	1:A:196:LYS:HD2	12	0.76	0.38	0.64
(1,85)	1:A:21:GLN:H	1:A:21:GLN:HB2	12	0.72	0.25	0.72
(1,1658)	1:B:75:GLU:H	1:B:73:LEU:HD11	12	0.71	0.41	0.74
(1,1658)	1:B:75:GLU:H	1:B:73:LEU:HD12	12	0.71	0.41	0.74
(1,1658)	1:B:75:GLU:H	1:B:73:LEU:HD13	12	0.71	0.41	0.74
(1,1661)	1:B:75:GLU:H	1:B:75:GLU:HB2	12	0.69	0.1	0.7
(1,2475)	1:B:216:LYS:H	1:B:216:LYS:HG2	12	0.68	0.3	0.6
(1,749)	1:A:140:HIS:H	1:A:140:HIS:HB2	12	0.66	0.21	0.68
(1,1993)	1:B:140:HIS:H	1:B:140:HIS:HB2	12	0.66	0.26	0.7
(1,284)	1:A:54:ASP:HA	1:A:55:THR:H	12	0.65	0.15	0.69
(1,593)	1:A:111:ILE:HB	1:A:112:GLY:H	12	0.63	0.16	0.62
(1,739)	1:A:137:VAL:H	1:A:137:VAL:HB	12	0.59	0.04	0.6
(1,318)	1:A:63:GLY:H	1:A:64:LEU:H	12	0.58	0.29	0.58
(1,1937)	1:B:128:SER:H	1:B:128:SER:HB2	12	0.57	0.26	0.62

*Continued on next page...*

*Continued from previous page...*

Key	Atom-1	Atom-2	Models <sup>1</sup>	Mean (Å)	SD <sup>1</sup> (Å)	Median (Å)
(1,491)	1:A:88:ILE:H	1:A:88:ILE:HG12	12	0.56	0.27	0.52
(1,1504)	1:B:50:GLY:HA2	1:B:51:MET:H	12	0.56	0.2	0.56
(1,162)	1:A:34:SER:H	1:A:34:SER:HB2	12	0.56	0.24	0.48
(1,88)	1:A:21:GLN:HA	1:A:22:ASP:H	12	0.56	0.2	0.55
(1,74)	1:A:18:VAL:H	1:A:17:ALA:HA	12	0.56	0.18	0.6
(1,1457)	1:B:41:ILE:H	1:B:41:ILE:HB	12	0.55	0.09	0.59
(1,645)	1:A:118:MET:HE1	1:A:156:ALA:HB1	12	0.55	0.23	0.56
(1,645)	1:A:118:MET:HE1	1:A:156:ALA:HB2	12	0.55	0.23	0.56
(1,645)	1:A:118:MET:HE1	1:A:156:ALA:HB3	12	0.55	0.23	0.56
(1,645)	1:A:118:MET:HE2	1:A:156:ALA:HB1	12	0.55	0.23	0.56
(1,645)	1:A:118:MET:HE2	1:A:156:ALA:HB2	12	0.55	0.23	0.56
(1,645)	1:A:118:MET:HE2	1:A:156:ALA:HB3	12	0.55	0.23	0.56
(1,645)	1:A:118:MET:HE3	1:A:156:ALA:HB1	12	0.55	0.23	0.56
(1,645)	1:A:118:MET:HE3	1:A:156:ALA:HB2	12	0.55	0.23	0.56
(1,645)	1:A:118:MET:HE3	1:A:156:ALA:HB3	12	0.55	0.23	0.56
(1,1493)	1:B:46:SER:H	1:B:46:SER:HB2	12	0.54	0.27	0.43
(1,1996)	1:B:141:ILE:H	1:B:141:ILE:HB	12	0.54	0.13	0.57
(1,1326)	1:B:20:GLY:HA2	1:B:21:GLN:H	12	0.52	0.24	0.62
(1,429)	1:A:77:GLN:H	1:A:77:GLN:HG2	12	0.47	0.09	0.5
(1,1483)	1:B:45:ILE:H	1:B:45:ILE:HB	12	0.47	0.19	0.58
(1,1855)	1:B:114:PHE:HB3	1:B:115:SER:H	12	0.46	0.28	0.38
(1,2512)	1:A:67:GLY:H	1:B:66:LYS:HB2	12	0.45	0.16	0.48
(1,2512)	1:A:67:GLY:H	1:B:66:LYS:HB3	12	0.45	0.16	0.48
(1,1726)	1:B:86:GLY:H	1:B:86:GLY:HA2	12	0.43	0.18	0.5
(1,255)	1:A:49:GLY:H	1:A:48:PRO:HB2	12	0.42	0.23	0.35
(1,2165)	1:B:168:ALA:HB1	1:B:211:VAL:HG21	12	0.4	0.11	0.41
(1,2165)	1:B:168:ALA:HB1	1:B:211:VAL:HG22	12	0.4	0.11	0.41
(1,2165)	1:B:168:ALA:HB1	1:B:211:VAL:HG23	12	0.4	0.11	0.41
(1,2165)	1:B:168:ALA:HB2	1:B:211:VAL:HG21	12	0.4	0.11	0.41
(1,2165)	1:B:168:ALA:HB2	1:B:211:VAL:HG22	12	0.4	0.11	0.41
(1,2165)	1:B:168:ALA:HB2	1:B:211:VAL:HG23	12	0.4	0.11	0.41
(1,2165)	1:B:168:ALA:HB3	1:B:211:VAL:HG21	12	0.4	0.11	0.41
(1,2165)	1:B:168:ALA:HB3	1:B:211:VAL:HG22	12	0.4	0.11	0.41
(1,2165)	1:B:168:ALA:HB3	1:B:211:VAL:HG23	12	0.4	0.11	0.41
(1,2082)	1:B:157:LEU:HD11	1:B:203:ALA:HB1	12	0.4	0.12	0.44
(1,2082)	1:B:157:LEU:HD11	1:B:203:ALA:HB2	12	0.4	0.12	0.44
(1,2082)	1:B:157:LEU:HD11	1:B:203:ALA:HB3	12	0.4	0.12	0.44
(1,2082)	1:B:157:LEU:HD12	1:B:203:ALA:HB1	12	0.4	0.12	0.44
(1,2082)	1:B:157:LEU:HD12	1:B:203:ALA:HB2	12	0.4	0.12	0.44
(1,2082)	1:B:157:LEU:HD12	1:B:203:ALA:HB3	12	0.4	0.12	0.44
(1,2082)	1:B:157:LEU:HD13	1:B:203:ALA:HB1	12	0.4	0.12	0.44
(1,2082)	1:B:157:LEU:HD13	1:B:203:ALA:HB2	12	0.4	0.12	0.44

*Continued on next page...*



*Continued from previous page...*

Key	Atom-1	Atom-2	Models <sup>1</sup>	Mean (Å)	SD <sup>1</sup> (Å)	Median (Å)
(1,2082)	1:B:157:LEU:HD13	1:B:203:ALA:HB3	12	0.4	0.12	0.44
(1,2082)	1:B:157:LEU:HD21	1:B:203:ALA:HB1	12	0.4	0.12	0.44
(1,2082)	1:B:157:LEU:HD21	1:B:203:ALA:HB2	12	0.4	0.12	0.44
(1,2082)	1:B:157:LEU:HD21	1:B:203:ALA:HB3	12	0.4	0.12	0.44
(1,2082)	1:B:157:LEU:HD22	1:B:203:ALA:HB1	12	0.4	0.12	0.44
(1,2082)	1:B:157:LEU:HD22	1:B:203:ALA:HB2	12	0.4	0.12	0.44
(1,2082)	1:B:157:LEU:HD22	1:B:203:ALA:HB3	12	0.4	0.12	0.44
(1,2082)	1:B:157:LEU:HD23	1:B:203:ALA:HB1	12	0.4	0.12	0.44
(1,2082)	1:B:157:LEU:HD23	1:B:203:ALA:HB2	12	0.4	0.12	0.44
(1,2082)	1:B:157:LEU:HD23	1:B:203:ALA:HB3	12	0.4	0.12	0.44
(1,454)	1:A:80:SER:H	1:A:78:LEU:HB2	12	0.33	0.17	0.3
(1,326)	1:A:64:LEU:H	1:A:64:LEU:HB2	12	0.32	0.14	0.39
(1,552)	1:A:106:LEU:H	1:A:105:TYR:H	12	0.3	0.02	0.3
(1,1700)	1:B:80:SER:H	1:B:79:SER:HB2	12	0.28	0.11	0.26
(1,2032)	1:B:152:ALA:HB1	1:B:153:GLY:H	12	0.26	0.11	0.26
(1,2032)	1:B:152:ALA:HB2	1:B:153:GLY:H	12	0.26	0.11	0.26
(1,2032)	1:B:152:ALA:HB3	1:B:153:GLY:H	12	0.26	0.11	0.26
(1,1131)	1:A:200:TYR:H	1:A:201:SER:H	12	0.18	0.02	0.19
(1,2375)	1:B:200:TYR:H	1:B:201:SER:H	12	0.18	0.03	0.19
(1,370)	1:A:70:TYR:H	1:A:72:ASP:H	12	0.18	0.03	0.18
(1,1912)	1:B:121:LEU:H	1:B:121:LEU:HA	12	0.17	0.02	0.17
(1,1578)	1:B:65:ASP:H	1:B:65:ASP:HA	12	0.16	0.02	0.16
(1,1620)	1:B:70:TYR:H	1:B:70:TYR:HA	12	0.14	0.02	0.15
(1,233)	1:A:44:ILE:H	1:A:44:ILE:HA	12	0.14	0.01	0.15
(1,730)	1:A:136:THR:H	1:A:136:THR:HA	12	0.14	0.02	0.14
(1,2103)	1:B:159:TYR:H	1:B:159:TYR:HA	12	0.14	0.02	0.14
(1,306)	1:A:58:LEU:H	1:A:58:LEU:HA	12	0.14	0.02	0.14
(1,1103)	1:A:195:LEU:H	1:A:195:LEU:HA	12	0.13	0.01	0.13
(1,2605)	2:C:7:SER:H	1:A:80:SER:HB2	11	2.43	1.37	2.46
(1,2605)	2:C:7:SER:H	1:A:80:SER:HB3	11	2.43	1.37	2.46
(1,2605)	2:C:7:SER:H	1:B:80:SER:HB2	11	2.43	1.37	2.46
(1,2605)	2:C:7:SER:H	1:B:80:SER:HB3	11	2.43	1.37	2.46
(1,2533)	1:A:88:ILE:HD11	1:B:172:LYS:HD2	11	2.19	1.63	1.76
(1,2533)	1:A:88:ILE:HD11	1:B:172:LYS:HD3	11	2.19	1.63	1.76
(1,2533)	1:A:88:ILE:HD12	1:B:172:LYS:HD2	11	2.19	1.63	1.76
(1,2533)	1:A:88:ILE:HD12	1:B:172:LYS:HD3	11	2.19	1.63	1.76
(1,2533)	1:A:88:ILE:HD13	1:B:172:LYS:HD2	11	2.19	1.63	1.76
(1,2533)	1:A:88:ILE:HD13	1:B:172:LYS:HD3	11	2.19	1.63	1.76
(1,895)	1:A:164:SER:H	1:A:164:SER:HB2	11	1.32	0.17	1.34
(1,2139)	1:B:164:SER:H	1:B:164:SER:HB2	11	1.18	0.15	1.16
(1,1928)	1:B:124:ILE:H	1:B:124:ILE:HG13	11	1.14	0.28	1.21
(1,2534)	1:A:93:TRP:HE1	1:B:175:THR:HG21	11	0.97	1.51	0.28

*Continued on next page...*

Continued from previous page...

Key	Atom-1	Atom-2	Models <sup>1</sup>	Mean (Å)	SD <sup>1</sup> (Å)	Median (Å)
(1,2534)	1:A:93:TRP:HE1	1:B:175:THR:HG22	11	0.97	1.51	0.28
(1,2534)	1:A:93:TRP:HE1	1:B:175:THR:HG23	11	0.97	1.51	0.28
(1,1074)	1:A:188:LEU:HD21	1:A:196:LYS:HE2	11	0.93	0.59	0.65
(1,1074)	1:A:188:LEU:HD21	1:A:196:LYS:HE3	11	0.93	0.59	0.65
(1,1074)	1:A:188:LEU:HD22	1:A:196:LYS:HE2	11	0.93	0.59	0.65
(1,1074)	1:A:188:LEU:HD22	1:A:196:LYS:HE3	11	0.93	0.59	0.65
(1,1074)	1:A:188:LEU:HD23	1:A:196:LYS:HE2	11	0.93	0.59	0.65
(1,1074)	1:A:188:LEU:HD23	1:A:196:LYS:HE3	11	0.93	0.59	0.65
(1,2299)	1:B:187:ALA:HB1	1:B:198:MET:HG2	11	0.91	0.23	1.03
(1,2299)	1:B:187:ALA:HB1	1:B:198:MET:HG3	11	0.91	0.23	1.03
(1,2299)	1:B:187:ALA:HB2	1:B:198:MET:HG2	11	0.91	0.23	1.03
(1,2299)	1:B:187:ALA:HB2	1:B:198:MET:HG3	11	0.91	0.23	1.03
(1,2299)	1:B:187:ALA:HB3	1:B:198:MET:HG2	11	0.91	0.23	1.03
(1,2299)	1:B:187:ALA:HB3	1:B:198:MET:HG3	11	0.91	0.23	1.03
(1,1422)	1:B:37:PHE:H	1:B:35:LEU:HG	11	0.85	0.28	0.89
(1,1347)	1:B:25:LYS:H	1:B:25:LYS:HD2	11	0.83	0.35	0.75
(1,41)	1:A:12:ASP:H	1:A:12:ASP:HB3	11	0.83	0.17	0.83
(1,1523)	1:B:53:VAL:HG11	1:B:56:ALA:H	11	0.83	0.76	0.61
(1,1523)	1:B:53:VAL:HG12	1:B:56:ALA:H	11	0.83	0.76	0.61
(1,1523)	1:B:53:VAL:HG13	1:B:56:ALA:H	11	0.83	0.76	0.61
(1,1319)	1:B:18:VAL:H	1:B:17:ALA:HB1	11	0.79	0.55	0.77
(1,1319)	1:B:18:VAL:H	1:B:17:ALA:HB2	11	0.79	0.55	0.77
(1,1319)	1:B:18:VAL:H	1:B:17:ALA:HB3	11	0.79	0.55	0.77
(1,1236)	1:A:218:ARG:H	1:A:218:ARG:HB2	11	0.74	0.22	0.83
(1,1164)	1:A:204:MET:HE1	1:A:160:ASN:HD21	11	0.73	0.29	0.69
(1,1164)	1:A:204:MET:HE1	1:A:160:ASN:HD22	11	0.73	0.29	0.69
(1,1164)	1:A:204:MET:HE2	1:A:160:ASN:HD21	11	0.73	0.29	0.69
(1,1164)	1:A:204:MET:HE2	1:A:160:ASN:HD22	11	0.73	0.29	0.69
(1,1164)	1:A:204:MET:HE3	1:A:160:ASN:HD21	11	0.73	0.29	0.69
(1,1164)	1:A:204:MET:HE3	1:A:160:ASN:HD22	11	0.73	0.29	0.69
(1,1691)	1:B:79:SER:H	1:B:79:SER:HB2	11	0.73	0.2	0.67
(1,2351)	1:B:196:LYS:H	1:B:196:LYS:HD2	11	0.72	0.42	0.51
(1,18)	1:A:7:ASP:H	1:A:7:ASP:HB2	11	0.71	0.22	0.8
(1,125)	1:A:30:SER:H	1:A:30:SER:HB2	11	0.71	0.25	0.84
(1,691)	1:A:127:ASN:H	1:A:127:ASN:HB2	11	0.71	0.2	0.82
(1,497)	1:A:90:SER:H	1:A:90:SER:HB2	11	0.69	0.28	0.74
(1,98)	1:A:24:THR:H	1:A:24:THR:HG21	11	0.67	0.37	0.91
(1,98)	1:A:24:THR:H	1:A:24:THR:HG22	11	0.67	0.37	0.91
(1,98)	1:A:24:THR:H	1:A:24:THR:HG23	11	0.67	0.37	0.91
(1,1861)	1:B:115:SER:H	1:B:115:SER:HB2	11	0.66	0.25	0.61
(1,2326)	1:B:190:LYS:H	1:B:190:LYS:HE2	11	0.66	0.39	0.51
(1,2093)	1:B:158:SER:H	1:B:158:SER:HB2	11	0.64	0.22	0.61

Continued on next page...

*Continued from previous page...*

Key	Atom-1	Atom-2	Models <sup>1</sup>	Mean (Å)	SD <sup>1</sup> (Å)	Median (Å)
(1,478)	1:A:84:SER:H	1:A:84:SER:HB2	11	0.64	0.15	0.62
(1,1783)	1:B:104:VAL:HG21	1:B:170:ARG:HE	11	0.64	0.38	0.83
(1,1783)	1:B:104:VAL:HG22	1:B:170:ARG:HE	11	0.64	0.38	0.83
(1,1783)	1:B:104:VAL:HG23	1:B:170:ARG:HE	11	0.64	0.38	0.83
(1,1509)	1:B:51:MET:HA	1:B:52:HIS:H	11	0.63	0.17	0.71
(1,1089)	1:A:191:SER:H	1:A:191:SER:HB3	11	0.63	0.35	0.61
(1,1449)	1:B:40:ASN:HB3	1:B:41:ILE:H	11	0.63	0.39	0.61
(1,817)	1:A:155:LEU:H	1:A:155:LEU:HD11	11	0.63	0.42	0.46
(1,817)	1:A:155:LEU:H	1:A:155:LEU:HD12	11	0.63	0.42	0.46
(1,817)	1:A:155:LEU:H	1:A:155:LEU:HD13	11	0.63	0.42	0.46
(1,1942)	1:B:131:LYS:H	1:B:131:LYS:HB2	11	0.62	0.25	0.64
(1,1722)	1:B:84:SER:H	1:B:84:SER:HB2	11	0.61	0.28	0.7
(1,1741)	1:B:90:SER:H	1:B:90:SER:HB2	11	0.57	0.29	0.64
(1,103)	1:A:25:LYS:H	1:A:25:LYS:HD2	11	0.57	0.26	0.65
(1,213)	1:A:41:ILE:H	1:A:41:ILE:HB	11	0.56	0.06	0.56
(1,1524)	1:B:54:ASP:H	1:B:54:ASP:HB2	11	0.54	0.2	0.66
(1,87)	1:A:21:GLN:H	1:A:22:ASP:H	11	0.53	0.18	0.51
(1,2344)	1:B:194:GLY:H	1:B:194:GLY:HA3	11	0.53	0.13	0.54
(1,2172)	1:B:169:LEU:H	1:B:169:LEU:HG	11	0.53	0.34	0.38
(1,1310)	1:B:15:ASN:HB3	1:B:16:ALA:H	11	0.5	0.16	0.47
(1,274)	1:A:53:VAL:H	1:A:53:VAL:HB	11	0.48	0.13	0.46
(1,2014)	1:B:149:GLY:H	1:B:149:GLY:HA3	11	0.48	0.16	0.54
(1,1673)	1:B:77:GLN:H	1:B:77:GLN:HG2	11	0.45	0.1	0.48
(1,1532)	1:B:55:THR:H	1:B:55:THR:HB	11	0.44	0.06	0.45
(1,1698)	1:B:80:SER:H	1:B:78:LEU:HB2	11	0.42	0.19	0.41
(1,299)	1:A:57:ARG:H	1:A:57:ARG:HG3	11	0.42	0.12	0.42
(1,80)	1:A:19:GLY:H	1:A:19:GLY:HA2	11	0.41	0.18	0.45
(1,35)	1:A:11:THR:H	1:A:11:THR:HB	11	0.4	0.13	0.47
(1,2346)	1:B:195:LEU:H	1:B:195:LEU:HG	11	0.39	0.17	0.35
(1,317)	1:A:63:GLY:H	1:A:63:GLY:HA2	11	0.38	0.2	0.42
(1,1511)	1:B:52:HIS:HB2	1:B:52:HIS:H	11	0.37	0.25	0.3
(1,1728)	1:B:87:LEU:H	1:B:87:LEU:HB2	11	0.35	0.09	0.37
(1,655)	1:A:119:GLN:H	1:A:119:GLN:HG2	11	0.35	0.13	0.36
(1,1939)	1:B:130:GLY:H	1:B:130:GLY:HA2	11	0.32	0.18	0.25
(1,1100)	1:A:194:GLY:H	1:A:194:GLY:HA3	11	0.31	0.11	0.31
(1,395)	1:A:73:LEU:H	1:A:74:GLU:H	11	0.3	0.12	0.29
(1,1721)	1:B:83:GLY:HA2	1:B:84:SER:H	11	0.23	0.07	0.23
(1,16)	1:A:6:GLY:HA2	1:A:7:ASP:H	11	0.19	0.05	0.19
(1,464)	1:A:81:LEU:H	1:A:81:LEU:HA	11	0.16	0.01	0.16
(1,1477)	1:B:44:ILE:H	1:B:44:ILE:HA	11	0.15	0.03	0.16
(1,344)	1:A:66:LYS:H	1:A:66:LYS:HA	11	0.14	0.02	0.15
(1,1862)	1:B:115:SER:H	1:B:115:SER:HA	11	0.14	0.02	0.15

*Continued on next page...*



*Continued from previous page...*

Key	Atom-1	Atom-2	Models <sup>1</sup>	Mean (Å)	SD <sup>1</sup> (Å)	Median (Å)
(1,133)	1:A:31:LEU:H	1:A:31:LEU:HA	11	0.14	0.02	0.14
(1,1992)	1:B:139:ASN:H	1:B:139:ASN:HA	11	0.13	0.02	0.14
(1,367)	1:A:69:GLU:H	1:A:69:GLU:HA	11	0.13	0.01	0.13
(1,599)	1:A:112:GLY:H	1:A:112:GLY:HA2	11	0.12	0.01	0.12
(1,2531)	1:A:88:ILE:HD11	1:B:95:ASP:HA	10	5.44	1.34	5.52
(1,2531)	1:A:88:ILE:HD12	1:B:95:ASP:HA	10	5.44	1.34	5.52
(1,2531)	1:A:88:ILE:HD13	1:B:95:ASP:HA	10	5.44	1.34	5.52
(1,2013)	1:B:148:LEU:HD21	1:B:195:LEU:HD11	10	2.62	1.26	2.86
(1,2013)	1:B:148:LEU:HD21	1:B:195:LEU:HD12	10	2.62	1.26	2.86
(1,2013)	1:B:148:LEU:HD21	1:B:195:LEU:HD13	10	2.62	1.26	2.86
(1,2013)	1:B:148:LEU:HD21	1:B:195:LEU:HD21	10	2.62	1.26	2.86
(1,2013)	1:B:148:LEU:HD21	1:B:195:LEU:HD22	10	2.62	1.26	2.86
(1,2013)	1:B:148:LEU:HD21	1:B:195:LEU:HD23	10	2.62	1.26	2.86
(1,2013)	1:B:148:LEU:HD22	1:B:195:LEU:HD11	10	2.62	1.26	2.86
(1,2013)	1:B:148:LEU:HD22	1:B:195:LEU:HD12	10	2.62	1.26	2.86
(1,2013)	1:B:148:LEU:HD22	1:B:195:LEU:HD13	10	2.62	1.26	2.86
(1,2013)	1:B:148:LEU:HD22	1:B:195:LEU:HD21	10	2.62	1.26	2.86
(1,2013)	1:B:148:LEU:HD22	1:B:195:LEU:HD22	10	2.62	1.26	2.86
(1,2013)	1:B:148:LEU:HD22	1:B:195:LEU:HD23	10	2.62	1.26	2.86
(1,2013)	1:B:148:LEU:HD23	1:B:195:LEU:HD11	10	2.62	1.26	2.86
(1,2013)	1:B:148:LEU:HD23	1:B:195:LEU:HD12	10	2.62	1.26	2.86
(1,2013)	1:B:148:LEU:HD23	1:B:195:LEU:HD13	10	2.62	1.26	2.86
(1,2013)	1:B:148:LEU:HD23	1:B:195:LEU:HD21	10	2.62	1.26	2.86
(1,2013)	1:B:148:LEU:HD23	1:B:195:LEU:HD22	10	2.62	1.26	2.86
(1,2013)	1:B:148:LEU:HD23	1:B:195:LEU:HD23	10	2.62	1.26	2.86
(1,2604)	2:C:7:SER:H	1:A:76:GLU:HG2	10	2.51	1.58	2.45
(1,2604)	2:C:7:SER:H	1:A:76:GLU:HG3	10	2.51	1.58	2.45
(1,2604)	2:C:7:SER:H	1:B:76:GLU:HG2	10	2.51	1.58	2.45
(1,2604)	2:C:7:SER:H	1:B:76:GLU:HG3	10	2.51	1.58	2.45
(1,2591)	2:C:25:LEU:H	1:A:65:ASP:HB2	10	2.1	1.03	2.38
(1,2591)	2:C:25:LEU:H	1:A:65:ASP:HB3	10	2.1	1.03	2.38
(1,2591)	2:C:25:LEU:H	1:B:65:ASP:HB2	10	2.1	1.03	2.38
(1,2591)	2:C:25:LEU:H	1:B:65:ASP:HB3	10	2.1	1.03	2.38
(1,1056)	1:A:187:ALA:HB1	1:A:198:MET:HE1	10	1.49	0.43	1.5
(1,1056)	1:A:187:ALA:HB1	1:A:198:MET:HE2	10	1.49	0.43	1.5
(1,1056)	1:A:187:ALA:HB1	1:A:198:MET:HE3	10	1.49	0.43	1.5
(1,1056)	1:A:187:ALA:HB2	1:A:198:MET:HE1	10	1.49	0.43	1.5
(1,1056)	1:A:187:ALA:HB2	1:A:198:MET:HE2	10	1.49	0.43	1.5
(1,1056)	1:A:187:ALA:HB2	1:A:198:MET:HE3	10	1.49	0.43	1.5
(1,1056)	1:A:187:ALA:HB3	1:A:198:MET:HE1	10	1.49	0.43	1.5
(1,1056)	1:A:187:ALA:HB3	1:A:198:MET:HE2	10	1.49	0.43	1.5
(1,1056)	1:A:187:ALA:HB3	1:A:198:MET:HE3	10	1.49	0.43	1.5

*Continued on next page...*

*Continued from previous page...*

Key	Atom-1	Atom-2	Models <sup>1</sup>	Mean (Å)	SD <sup>1</sup> (Å)	Median (Å)
(1,2577)	1:B:109:LEU:H	1:A:179:ILE:HG21	10	1.45	0.71	1.6
(1,2577)	1:B:109:LEU:H	1:A:179:ILE:HG22	10	1.45	0.71	1.6
(1,2577)	1:B:109:LEU:H	1:A:179:ILE:HG23	10	1.45	0.71	1.6
(1,518)	1:A:96:ASP:H	1:A:170:ARG:HH11	10	1.2	0.87	0.86
(1,1874)	1:B:117:MET:HE1	1:B:116:GLY:H	10	1.18	0.66	0.94
(1,1874)	1:B:117:MET:HE2	1:B:116:GLY:H	10	1.18	0.66	0.94
(1,1874)	1:B:117:MET:HE3	1:B:116:GLY:H	10	1.18	0.66	0.94
(1,2194)	1:B:175:THR:H	1:B:175:THR:HG1	10	1.0	0.4	1.06
(1,215)	1:A:41:ILE:H	1:A:41:ILE:HG21	10	0.99	0.1	1.02
(1,215)	1:A:41:ILE:H	1:A:41:ILE:HG22	10	0.99	0.1	1.02
(1,215)	1:A:41:ILE:H	1:A:41:ILE:HG23	10	0.99	0.1	1.02
(1,1785)	1:B:104:VAL:HG11	1:B:170:ARG:HD2	10	0.99	0.58	0.9
(1,1785)	1:B:104:VAL:HG11	1:B:170:ARG:HD3	10	0.99	0.58	0.9
(1,1785)	1:B:104:VAL:HG12	1:B:170:ARG:HD2	10	0.99	0.58	0.9
(1,1785)	1:B:104:VAL:HG12	1:B:170:ARG:HD3	10	0.99	0.58	0.9
(1,1785)	1:B:104:VAL:HG13	1:B:170:ARG:HD2	10	0.99	0.58	0.9
(1,1785)	1:B:104:VAL:HG13	1:B:170:ARG:HD3	10	0.99	0.58	0.9
(1,756)	1:A:142:THR:H	1:A:142:THR:HG21	10	0.97	0.34	1.02
(1,756)	1:A:142:THR:H	1:A:142:THR:HG22	10	0.97	0.34	1.02
(1,756)	1:A:142:THR:H	1:A:142:THR:HG23	10	0.97	0.34	1.02
(1,2000)	1:B:142:THR:H	1:B:142:THR:HG21	10	0.93	0.44	0.99
(1,2000)	1:B:142:THR:H	1:B:142:THR:HG22	10	0.93	0.44	0.99
(1,2000)	1:B:142:THR:H	1:B:142:THR:HG23	10	0.93	0.44	0.99
(1,1838)	1:B:111:ILE:HG21	1:B:112:GLY:H	10	0.9	0.63	0.94
(1,1838)	1:B:111:ILE:HG22	1:B:112:GLY:H	10	0.9	0.63	0.94
(1,1838)	1:B:111:ILE:HG23	1:B:112:GLY:H	10	0.9	0.63	0.94
(1,1459)	1:B:41:ILE:H	1:B:41:ILE:HG21	10	0.88	0.18	0.96
(1,1459)	1:B:41:ILE:H	1:B:41:ILE:HG22	10	0.88	0.18	0.96
(1,1459)	1:B:41:ILE:H	1:B:41:ILE:HG23	10	0.88	0.18	0.96
(1,630)	1:A:117:MET:HE1	1:A:116:GLY:H	10	0.84	0.38	1.0
(1,630)	1:A:117:MET:HE2	1:A:116:GLY:H	10	0.84	0.38	1.0
(1,630)	1:A:117:MET:HE3	1:A:116:GLY:H	10	0.84	0.38	1.0
(1,2330)	1:B:190:LYS:HD2	1:B:191:SER:H	10	0.84	0.39	0.88
(1,595)	1:A:111:ILE:HD11	1:A:163:ASN:HD21	10	0.83	0.47	0.88
(1,595)	1:A:111:ILE:HD11	1:A:163:ASN:HD22	10	0.83	0.47	0.88
(1,595)	1:A:111:ILE:HD12	1:A:163:ASN:HD21	10	0.83	0.47	0.88
(1,595)	1:A:111:ILE:HD12	1:A:163:ASN:HD22	10	0.83	0.47	0.88
(1,595)	1:A:111:ILE:HD13	1:A:163:ASN:HD21	10	0.83	0.47	0.88
(1,595)	1:A:111:ILE:HD13	1:A:163:ASN:HD22	10	0.83	0.47	0.88
(1,2505)	2:C:19:CYS:H	2:C:20:SER:H	10	0.78	0.35	0.88
(1,90)	1:A:22:ASP:H	1:A:22:ASP:HB3	10	0.77	0.26	0.8
(1,1116)	1:A:198:MET:H	1:A:198:MET:HE1	10	0.73	0.47	0.6

*Continued on next page...*

*Continued from previous page...*

Key	Atom-1	Atom-2	Models <sup>1</sup>	Mean (Å)	SD <sup>1</sup> (Å)	Median (Å)
(1,1116)	1:A:198:MET:H	1:A:198:MET:HE2	10	0.73	0.47	0.6
(1,1116)	1:A:198:MET:H	1:A:198:MET:HE3	10	0.73	0.47	0.6
(1,1339)	1:B:23:THR:H	1:B:23:THR:HG21	10	0.7	0.31	0.68
(1,1339)	1:B:23:THR:H	1:B:23:THR:HG22	10	0.7	0.31	0.68
(1,1339)	1:B:23:THR:H	1:B:23:THR:HG23	10	0.7	0.31	0.68
(1,764)	1:A:147:PHE:H	1:A:147:PHE:HE1	10	0.7	0.15	0.68
(1,764)	1:A:147:PHE:H	1:A:147:PHE:HE2	10	0.7	0.15	0.68
(1,1285)	1:B:12:ASP:H	1:B:12:ASP:HB3	10	0.69	0.24	0.68
(1,2363)	1:B:198:MET:HE1	1:B:199:GLY:H	10	0.63	0.31	0.57
(1,2363)	1:B:198:MET:HE2	1:B:199:GLY:H	10	0.63	0.31	0.57
(1,2363)	1:B:198:MET:HE3	1:B:199:GLY:H	10	0.63	0.31	0.57
(1,1889)	1:B:118:MET:HE1	1:B:156:ALA:HB1	10	0.6	0.29	0.63
(1,1889)	1:B:118:MET:HE1	1:B:156:ALA:HB2	10	0.6	0.29	0.63
(1,1889)	1:B:118:MET:HE1	1:B:156:ALA:HB3	10	0.6	0.29	0.63
(1,1889)	1:B:118:MET:HE2	1:B:156:ALA:HB1	10	0.6	0.29	0.63
(1,1889)	1:B:118:MET:HE2	1:B:156:ALA:HB2	10	0.6	0.29	0.63
(1,1889)	1:B:118:MET:HE2	1:B:156:ALA:HB3	10	0.6	0.29	0.63
(1,1889)	1:B:118:MET:HE3	1:B:156:ALA:HB1	10	0.6	0.29	0.63
(1,1889)	1:B:118:MET:HE3	1:B:156:ALA:HB2	10	0.6	0.29	0.63
(1,1889)	1:B:118:MET:HE3	1:B:156:ALA:HB3	10	0.6	0.29	0.63
(1,849)	1:A:158:SER:H	1:A:158:SER:HB2	10	0.59	0.22	0.5
(1,1119)	1:A:198:MET:HE1	1:A:199:GLY:H	10	0.58	0.31	0.52
(1,1119)	1:A:198:MET:HE2	1:A:199:GLY:H	10	0.58	0.31	0.52
(1,1119)	1:A:198:MET:HE3	1:A:199:GLY:H	10	0.58	0.31	0.52
(1,765)	1:A:147:PHE:H	1:A:147:PHE:HB2	10	0.58	0.27	0.6
(1,1886)	1:B:118:MET:H	1:B:118:MET:HE1	10	0.58	0.48	0.38
(1,1886)	1:B:118:MET:H	1:B:118:MET:HE2	10	0.58	0.48	0.38
(1,1886)	1:B:118:MET:H	1:B:118:MET:HE3	10	0.58	0.48	0.38
(1,1499)	1:B:49:GLY:H	1:B:48:PRO:HB2	10	0.57	0.24	0.5
(1,1507)	1:B:51:MET:H	1:B:51:MET:HB2	10	0.56	0.27	0.72
(1,646)	1:A:118:MET:HE1	1:A:156:ALA:H	10	0.53	0.31	0.49
(1,646)	1:A:118:MET:HE2	1:A:156:ALA:H	10	0.53	0.31	0.49
(1,646)	1:A:118:MET:HE3	1:A:156:ALA:H	10	0.53	0.31	0.49
(1,79)	1:A:19:GLY:H	1:A:18:VAL:HA	10	0.52	0.18	0.52
(1,2084)	1:B:157:LEU:HD11	1:B:204:MET:HB2	10	0.52	0.28	0.45
(1,2084)	1:B:157:LEU:HD11	1:B:204:MET:HB3	10	0.52	0.28	0.45
(1,2084)	1:B:157:LEU:HD12	1:B:204:MET:HB2	10	0.52	0.28	0.45
(1,2084)	1:B:157:LEU:HD12	1:B:204:MET:HB3	10	0.52	0.28	0.45
(1,2084)	1:B:157:LEU:HD13	1:B:204:MET:HB2	10	0.52	0.28	0.45
(1,2084)	1:B:157:LEU:HD13	1:B:204:MET:HB3	10	0.52	0.28	0.45
(1,2084)	1:B:157:LEU:HD21	1:B:204:MET:HB2	10	0.52	0.28	0.45
(1,2084)	1:B:157:LEU:HD21	1:B:204:MET:HB3	10	0.52	0.28	0.45

*Continued on next page...*

*Continued from previous page...*

Key	Atom-1	Atom-2	Models <sup>1</sup>	Mean (Å)	SD <sup>1</sup> (Å)	Median (Å)
(1,2084)	1:B:157:LEU:HD22	1:B:204:MET:HB2	10	0.52	0.28	0.45
(1,2084)	1:B:157:LEU:HD22	1:B:204:MET:HB3	10	0.52	0.28	0.45
(1,2084)	1:B:157:LEU:HD23	1:B:204:MET:HB2	10	0.52	0.28	0.45
(1,2084)	1:B:157:LEU:HD23	1:B:204:MET:HB3	10	0.52	0.28	0.45
(1,2353)	1:B:196:LYS:H	1:B:196:LYS:HG2	10	0.49	0.18	0.5
(1,1649)	1:B:74:GLU:H	1:B:73:LEU:HB3	10	0.48	0.22	0.47
(1,1332)	1:B:21:GLN:HA	1:B:22:ASP:H	10	0.48	0.25	0.57
(1,1331)	1:B:21:GLN:H	1:B:22:ASP:H	10	0.47	0.26	0.48
(1,267)	1:A:52:HIS:HB2	1:A:52:HIS:H	10	0.47	0.2	0.49
(1,752)	1:A:141:ILE:H	1:A:141:ILE:HB	10	0.47	0.14	0.46
(1,928)	1:A:169:LEU:H	1:A:169:LEU:HG	10	0.42	0.29	0.3
(1,1344)	1:B:24:THR:HB	1:B:25:LYS:H	10	0.42	0.15	0.45
(1,1349)	1:B:27:LYS:H	1:B:26:PRO:HB2	10	0.42	0.21	0.42
(1,2101)	1:B:159:TYR:H	1:B:159:TYR:HB3	10	0.41	0.14	0.46
(1,647)	1:A:118:MET:HE1	1:A:155:LEU:HD21	10	0.41	0.3	0.26
(1,647)	1:A:118:MET:HE1	1:A:155:LEU:HD22	10	0.41	0.3	0.26
(1,647)	1:A:118:MET:HE1	1:A:155:LEU:HD23	10	0.41	0.3	0.26
(1,647)	1:A:118:MET:HE2	1:A:155:LEU:HD21	10	0.41	0.3	0.26
(1,647)	1:A:118:MET:HE2	1:A:155:LEU:HD22	10	0.41	0.3	0.26
(1,647)	1:A:118:MET:HE2	1:A:155:LEU:HD23	10	0.41	0.3	0.26
(1,647)	1:A:118:MET:HE3	1:A:155:LEU:HD21	10	0.41	0.3	0.26
(1,647)	1:A:118:MET:HE3	1:A:155:LEU:HD22	10	0.41	0.3	0.26
(1,647)	1:A:118:MET:HE3	1:A:155:LEU:HD23	10	0.41	0.3	0.26
(1,1306)	1:B:15:ASN:H	1:B:15:ASN:HB3	10	0.4	0.16	0.45
(1,456)	1:A:80:SER:H	1:A:79:SER:HB2	10	0.39	0.09	0.42
(1,517)	1:A:96:ASP:H	1:A:97:LEU:HD11	10	0.39	0.25	0.28
(1,517)	1:A:96:ASP:H	1:A:97:LEU:HD12	10	0.39	0.25	0.28
(1,517)	1:A:96:ASP:H	1:A:97:LEU:HD13	10	0.39	0.25	0.28
(1,770)	1:A:149:GLY:H	1:A:149:GLY:HA3	10	0.37	0.18	0.35
(1,1544)	1:B:57:ARG:H	1:B:57:ARG:HG2	10	0.37	0.16	0.34
(1,1245)	1:B:4:LEU:HD11	1:B:4:LEU:H	10	0.36	0.1	0.36
(1,1245)	1:B:4:LEU:HD12	1:B:4:LEU:H	10	0.36	0.1	0.36
(1,1245)	1:B:4:LEU:HD13	1:B:4:LEU:H	10	0.36	0.1	0.36
(1,1375)	1:B:31:LEU:H	1:B:31:LEU:HG	10	0.35	0.13	0.36
(1,1021)	1:A:184:LEU:H	1:A:184:LEU:HG	10	0.34	0.06	0.34
(1,131)	1:A:31:LEU:H	1:A:31:LEU:HG	10	0.33	0.07	0.36
(1,484)	1:A:87:LEU:H	1:A:87:LEU:HB2	10	0.31	0.15	0.29
(1,250)	1:A:46:SER:HA	1:A:47:GLY:H	10	0.31	0.14	0.26
(1,1745)	1:B:90:SER:H	1:B:91:ARG:H	10	0.26	0.08	0.25
(1,1260)	1:B:6:GLY:HA2	1:B:7:ASP:H	10	0.21	0.06	0.22
(1,2128)	1:B:163:ASN:H	1:B:164:SER:H	10	0.17	0.02	0.17
(1,1614)	1:B:70:TYR:H	1:B:72:ASP:H	10	0.16	0.03	0.16

*Continued on next page...*

*Continued from previous page...*

Key	Atom-1	Atom-2	Models <sup>1</sup>	Mean (Å)	SD <sup>1</sup> (Å)	Median (Å)
(1,1405)	1:B:34:SER:H	1:B:34:SER:HA	10	0.15	0.02	0.15
(1,1588)	1:B:66:LYS:H	1:B:66:LYS:HA	10	0.14	0.02	0.15
(1,804)	1:A:154:ILE:H	1:A:154:ILE:HA	10	0.14	0.02	0.15
(1,1301)	1:B:14:ALA:H	1:B:14:ALA:HA	10	0.14	0.02	0.14
(1,786)	1:A:152:ALA:H	1:A:152:ALA:HA	10	0.14	0.01	0.14
(1,2048)	1:B:154:ILE:H	1:B:154:ILE:HA	10	0.14	0.02	0.14
(1,152)	1:A:33:GLN:H	1:A:33:GLN:HA	10	0.14	0.02	0.14
(1,723)	1:A:135:ASN:H	1:A:135:ASN:HA	10	0.14	0.03	0.12
(1,2347)	1:B:195:LEU:H	1:B:195:LEU:HA	10	0.14	0.01	0.14
(1,161)	1:A:34:SER:H	1:A:34:SER:HA	10	0.13	0.01	0.13
(1,2320)	1:B:189:PHE:H	1:B:189:PHE:HA	10	0.12	0.01	0.12
(1,2012)	1:B:148:LEU:HD11	1:B:195:LEU:HD11	9	2.96	1.47	2.9
(1,2012)	1:B:148:LEU:HD11	1:B:195:LEU:HD12	9	2.96	1.47	2.9
(1,2012)	1:B:148:LEU:HD11	1:B:195:LEU:HD13	9	2.96	1.47	2.9
(1,2012)	1:B:148:LEU:HD11	1:B:195:LEU:HD21	9	2.96	1.47	2.9
(1,2012)	1:B:148:LEU:HD11	1:B:195:LEU:HD22	9	2.96	1.47	2.9
(1,2012)	1:B:148:LEU:HD11	1:B:195:LEU:HD23	9	2.96	1.47	2.9
(1,2012)	1:B:148:LEU:HD12	1:B:195:LEU:HD11	9	2.96	1.47	2.9
(1,2012)	1:B:148:LEU:HD12	1:B:195:LEU:HD12	9	2.96	1.47	2.9
(1,2012)	1:B:148:LEU:HD12	1:B:195:LEU:HD13	9	2.96	1.47	2.9
(1,2012)	1:B:148:LEU:HD12	1:B:195:LEU:HD21	9	2.96	1.47	2.9
(1,2012)	1:B:148:LEU:HD12	1:B:195:LEU:HD22	9	2.96	1.47	2.9
(1,2012)	1:B:148:LEU:HD12	1:B:195:LEU:HD23	9	2.96	1.47	2.9
(1,2012)	1:B:148:LEU:HD13	1:B:195:LEU:HD11	9	2.96	1.47	2.9
(1,2012)	1:B:148:LEU:HD13	1:B:195:LEU:HD12	9	2.96	1.47	2.9
(1,2012)	1:B:148:LEU:HD13	1:B:195:LEU:HD13	9	2.96	1.47	2.9
(1,2012)	1:B:148:LEU:HD13	1:B:195:LEU:HD21	9	2.96	1.47	2.9
(1,2012)	1:B:148:LEU:HD13	1:B:195:LEU:HD22	9	2.96	1.47	2.9
(1,2012)	1:B:148:LEU:HD13	1:B:195:LEU:HD23	9	2.96	1.47	2.9
(1,2606)	2:C:7:SER:H	1:A:80:SER:HA	9	2.27	1.21	2.74
(1,2606)	2:C:7:SER:H	1:B:80:SER:HA	9	2.27	1.21	2.74
(1,1121)	1:A:198:MET:HE1	1:A:190:LYS:HD2	9	1.86	1.19	1.71
(1,1121)	1:A:198:MET:HE1	1:A:190:LYS:HD3	9	1.86	1.19	1.71
(1,1121)	1:A:198:MET:HE2	1:A:190:LYS:HD2	9	1.86	1.19	1.71
(1,1121)	1:A:198:MET:HE2	1:A:190:LYS:HD3	9	1.86	1.19	1.71
(1,1121)	1:A:198:MET:HE3	1:A:190:LYS:HD2	9	1.86	1.19	1.71
(1,1121)	1:A:198:MET:HE3	1:A:190:LYS:HD3	9	1.86	1.19	1.71
(1,2365)	1:B:198:MET:HE1	1:B:190:LYS:HD2	9	1.76	0.93	1.55
(1,2365)	1:B:198:MET:HE1	1:B:190:LYS:HD3	9	1.76	0.93	1.55
(1,2365)	1:B:198:MET:HE2	1:B:190:LYS:HD2	9	1.76	0.93	1.55
(1,2365)	1:B:198:MET:HE2	1:B:190:LYS:HD3	9	1.76	0.93	1.55
(1,2365)	1:B:198:MET:HE3	1:B:190:LYS:HD2	9	1.76	0.93	1.55

*Continued on next page...*



*Continued from previous page...*

Key	Atom-1	Atom-2	Models <sup>1</sup>	Mean (Å)	SD <sup>1</sup> (Å)	Median (Å)
(1,2365)	1:B:198:MET:HE3	1:B:190:LYS:HD3	9	1.76	0.93	1.55
(1,2612)	2:C:25:LEU:HA	1:A:66:LYS:H	9	1.45	0.81	1.72
(1,2612)	2:C:25:LEU:HA	1:B:66:LYS:H	9	1.45	0.81	1.72
(1,2051)	1:B:154:ILE:H	1:B:154:ILE:HG13	9	1.42	0.15	1.44
(1,684)	1:A:124:ILE:H	1:A:124:ILE:HG13	9	1.36	0.21	1.49
(1,942)	1:A:173:HIS:H	1:A:172:LYS:HD2	9	1.31	0.45	1.34
(1,807)	1:A:154:ILE:H	1:A:154:ILE:HG13	9	1.26	0.34	1.42
(1,113)	1:A:27:LYS:HD2	1:A:28:GLU:H	9	1.25	0.62	1.4
(1,1275)	1:B:9:THR:H	1:B:9:THR:HG21	9	1.24	0.22	1.19
(1,1275)	1:B:9:THR:H	1:B:9:THR:HG22	9	1.24	0.22	1.19
(1,1275)	1:B:9:THR:H	1:B:9:THR:HG23	9	1.24	0.22	1.19
(1,2086)	1:B:157:LEU:HD11	1:B:204:MET:HE1	9	1.12	0.64	1.3
(1,2086)	1:B:157:LEU:HD11	1:B:204:MET:HE2	9	1.12	0.64	1.3
(1,2086)	1:B:157:LEU:HD11	1:B:204:MET:HE3	9	1.12	0.64	1.3
(1,2086)	1:B:157:LEU:HD12	1:B:204:MET:HE1	9	1.12	0.64	1.3
(1,2086)	1:B:157:LEU:HD12	1:B:204:MET:HE2	9	1.12	0.64	1.3
(1,2086)	1:B:157:LEU:HD12	1:B:204:MET:HE3	9	1.12	0.64	1.3
(1,2086)	1:B:157:LEU:HD13	1:B:204:MET:HE1	9	1.12	0.64	1.3
(1,2086)	1:B:157:LEU:HD13	1:B:204:MET:HE2	9	1.12	0.64	1.3
(1,2086)	1:B:157:LEU:HD13	1:B:204:MET:HE3	9	1.12	0.64	1.3
(1,2086)	1:B:157:LEU:HD21	1:B:204:MET:HE1	9	1.12	0.64	1.3
(1,2086)	1:B:157:LEU:HD21	1:B:204:MET:HE2	9	1.12	0.64	1.3
(1,2086)	1:B:157:LEU:HD21	1:B:204:MET:HE3	9	1.12	0.64	1.3
(1,2086)	1:B:157:LEU:HD22	1:B:204:MET:HE1	9	1.12	0.64	1.3
(1,2086)	1:B:157:LEU:HD22	1:B:204:MET:HE2	9	1.12	0.64	1.3
(1,2086)	1:B:157:LEU:HD22	1:B:204:MET:HE3	9	1.12	0.64	1.3
(1,2086)	1:B:157:LEU:HD23	1:B:204:MET:HE1	9	1.12	0.64	1.3
(1,2086)	1:B:157:LEU:HD23	1:B:204:MET:HE2	9	1.12	0.64	1.3
(1,2086)	1:B:157:LEU:HD23	1:B:204:MET:HE3	9	1.12	0.64	1.3
(1,2360)	1:B:198:MET:H	1:B:198:MET:HE1	9	1.06	0.43	1.1
(1,2360)	1:B:198:MET:H	1:B:198:MET:HE2	9	1.06	0.43	1.1
(1,2360)	1:B:198:MET:H	1:B:198:MET:HE3	9	1.06	0.43	1.1
(1,537)	1:A:104:VAL:HG21	1:A:170:ARG:HG2	9	1.01	0.59	0.97
(1,537)	1:A:104:VAL:HG21	1:A:170:ARG:HG3	9	1.01	0.59	0.97
(1,537)	1:A:104:VAL:HG22	1:A:170:ARG:HG2	9	1.01	0.59	0.97
(1,537)	1:A:104:VAL:HG22	1:A:170:ARG:HG3	9	1.01	0.59	0.97
(1,537)	1:A:104:VAL:HG23	1:A:170:ARG:HG2	9	1.01	0.59	0.97
(1,537)	1:A:104:VAL:HG23	1:A:170:ARG:HG3	9	1.01	0.59	0.97
(1,2392)	1:B:202:SER:H	1:B:202:SER:HB3	9	1.0	0.24	1.09
(1,754)	1:A:141:ILE:H	1:A:141:ILE:HG21	9	0.98	0.28	1.08
(1,754)	1:A:141:ILE:H	1:A:141:ILE:HG22	9	0.98	0.28	1.08
(1,754)	1:A:141:ILE:H	1:A:141:ILE:HG23	9	0.98	0.28	1.08

*Continued on next page...*

*Continued from previous page...*

Key	Atom-1	Atom-2	Models <sup>1</sup>	Mean (Å)	SD <sup>1</sup> (Å)	Median (Å)
(1,238)	1:A:45:ILE:H	1:A:45:ILE:HG21	9	0.97	0.18	1.06
(1,238)	1:A:45:ILE:H	1:A:45:ILE:HG22	9	0.97	0.18	1.06
(1,238)	1:A:45:ILE:H	1:A:45:ILE:HG23	9	0.97	0.18	1.06
(1,1482)	1:B:45:ILE:H	1:B:45:ILE:HG21	9	0.96	0.15	1.0
(1,1482)	1:B:45:ILE:H	1:B:45:ILE:HG22	9	0.96	0.15	1.0
(1,1482)	1:B:45:ILE:H	1:B:45:ILE:HG23	9	0.96	0.15	1.0
(1,279)	1:A:53:VAL:HG11	1:A:56:ALA:H	9	0.9	0.39	0.86
(1,279)	1:A:53:VAL:HG12	1:A:56:ALA:H	9	0.9	0.39	0.86
(1,279)	1:A:53:VAL:HG13	1:A:56:ALA:H	9	0.9	0.39	0.86
(1,2503)	2:C:17:THR:H	2:C:18:LEU:H	9	0.89	0.36	0.76
(1,2183)	1:B:172:LYS:H	1:B:172:LYS:HG2	9	0.88	0.27	1.01
(1,2615)	2:C:9:ARG:HE	1:A:76:GLU:H	9	0.87	0.35	0.84
(1,2615)	2:C:9:ARG:HE	1:B:76:GLU:H	9	0.87	0.35	0.84
(1,1086)	1:A:190:LYS:HD2	1:A:191:SER:H	9	0.87	0.41	0.71
(1,2316)	1:B:188:LEU:HD11	1:B:202:SER:HB2	9	0.87	0.44	0.96
(1,2316)	1:B:188:LEU:HD11	1:B:202:SER:HB3	9	0.87	0.44	0.96
(1,2316)	1:B:188:LEU:HD12	1:B:202:SER:HB2	9	0.87	0.44	0.96
(1,2316)	1:B:188:LEU:HD12	1:B:202:SER:HB3	9	0.87	0.44	0.96
(1,2316)	1:B:188:LEU:HD13	1:B:202:SER:HB2	9	0.87	0.44	0.96
(1,2316)	1:B:188:LEU:HD13	1:B:202:SER:HB3	9	0.87	0.44	0.96
(1,940)	1:A:172:LYS:HD2	1:A:172:LYS:H	9	0.87	0.71	0.5
(1,939)	1:A:172:LYS:H	1:A:172:LYS:HG2	9	0.83	0.29	0.99
(1,1035)	1:A:185:THR:H	1:A:185:THR:HG21	9	0.82	0.12	0.77
(1,1035)	1:A:185:THR:H	1:A:185:THR:HG22	9	0.82	0.12	0.77
(1,1035)	1:A:185:THR:H	1:A:185:THR:HG23	9	0.82	0.12	0.77
(1,975)	1:A:179:ILE:H	1:A:179:ILE:HG21	9	0.82	0.14	0.83
(1,975)	1:A:179:ILE:H	1:A:179:ILE:HG22	9	0.82	0.14	0.83
(1,975)	1:A:179:ILE:H	1:A:179:ILE:HG23	9	0.82	0.14	0.83
(1,1837)	1:B:111:ILE:HB	1:B:112:GLY:H	9	0.8	0.19	0.8
(1,2279)	1:B:185:THR:H	1:B:185:THR:HG21	9	0.77	0.17	0.7
(1,2279)	1:B:185:THR:H	1:B:185:THR:HG22	9	0.77	0.17	0.7
(1,2279)	1:B:185:THR:H	1:B:185:THR:HG23	9	0.77	0.17	0.7
(1,89)	1:A:22:ASP:H	1:A:22:ASP:HB2	9	0.75	0.16	0.75
(1,2537)	1:A:105:TYR:H	1:B:179:ILE:HD11	9	0.75	0.36	0.61
(1,2537)	1:A:105:TYR:H	1:B:179:ILE:HD12	9	0.75	0.36	0.61
(1,2537)	1:A:105:TYR:H	1:B:179:ILE:HD13	9	0.75	0.36	0.61
(1,1781)	1:B:104:VAL:HG21	1:B:170:ARG:HG2	9	0.75	0.39	0.79
(1,1781)	1:B:104:VAL:HG21	1:B:170:ARG:HG3	9	0.75	0.39	0.79
(1,1781)	1:B:104:VAL:HG22	1:B:170:ARG:HG2	9	0.75	0.39	0.79
(1,1781)	1:B:104:VAL:HG22	1:B:170:ARG:HG3	9	0.75	0.39	0.79
(1,1781)	1:B:104:VAL:HG23	1:B:170:ARG:HG2	9	0.75	0.39	0.79
(1,1781)	1:B:104:VAL:HG23	1:B:170:ARG:HG3	9	0.75	0.39	0.79

*Continued on next page...*

*Continued from previous page...*

Key	Atom-1	Atom-2	Models <sup>1</sup>	Mean (Å)	SD <sup>1</sup> (Å)	Median (Å)
(1,1334)	1:B:22:ASP:H	1:B:22:ASP:HB3	9	0.66	0.31	0.75
(1,617)	1:A:115:SER:H	1:A:115:SER:HB2	9	0.66	0.08	0.64
(1,1594)	1:B:67:GLY:H	1:B:66:LYS:HB3	9	0.66	0.25	0.65
(1,2004)	1:B:144:ARG:H	1:B:144:ARG:HG2	9	0.66	0.27	0.62
(1,287)	1:A:55:THR:H	1:A:55:THR:HG21	9	0.64	0.28	0.52
(1,287)	1:A:55:THR:H	1:A:55:THR:HG22	9	0.64	0.28	0.52
(1,287)	1:A:55:THR:H	1:A:55:THR:HG23	9	0.64	0.28	0.52
(1,2008)	1:B:147:PHE:H	1:B:147:PHE:HE1	9	0.64	0.19	0.68
(1,2008)	1:B:147:PHE:H	1:B:147:PHE:HE2	9	0.64	0.19	0.68
(1,1323)	1:B:19:GLY:H	1:B:18:VAL:HA	9	0.6	0.15	0.61
(1,683)	1:A:124:ILE:H	1:A:124:ILE:HB	9	0.55	0.13	0.59
(1,1890)	1:B:118:MET:HE1	1:B:156:ALA:H	9	0.54	0.35	0.39
(1,1890)	1:B:118:MET:HE2	1:B:156:ALA:H	9	0.54	0.35	0.39
(1,1890)	1:B:118:MET:HE3	1:B:156:ALA:H	9	0.54	0.35	0.39
(1,300)	1:A:57:ARG:H	1:A:57:ARG:HG2	9	0.54	0.07	0.56
(1,1109)	1:A:196:LYS:H	1:A:196:LYS:HG2	9	0.52	0.22	0.46
(1,127)	1:A:30:SER:H	1:A:30:SER:HB3	9	0.49	0.22	0.52
(1,1739)	1:B:90:SER:H	1:B:89:PRO:HG2	9	0.48	0.24	0.47
(1,2184)	1:B:172:LYS:HD2	1:B:172:LYS:H	9	0.45	0.54	0.21
(1,1)	1:A:4:LEU:HD11	1:A:4:LEU:H	9	0.45	0.17	0.45
(1,1)	1:A:4:LEU:HD12	1:A:4:LEU:H	9	0.45	0.17	0.45
(1,1)	1:A:4:LEU:HD13	1:A:4:LEU:H	9	0.45	0.17	0.45
(1,695)	1:A:130:GLY:H	1:A:130:GLY:HA2	9	0.44	0.14	0.45
(1,2177)	1:B:170:ARG:H	1:B:170:ARG:HB2	9	0.43	0.11	0.46
(1,350)	1:A:67:GLY:H	1:A:66:LYS:HB3	9	0.42	0.21	0.37
(1,288)	1:A:55:THR:H	1:A:55:THR:HB	9	0.42	0.07	0.43
(1,1197)	1:A:209:CYS:H	1:A:209:CYS:HB3	9	0.4	0.1	0.42
(1,1284)	1:B:12:ASP:H	1:B:11:THR:HB	9	0.39	0.17	0.45
(1,1543)	1:B:57:ARG:H	1:B:57:ARG:HG3	9	0.35	0.17	0.38
(1,1097)	1:A:193:LYS:H	1:A:193:LYS:HB3	9	0.35	0.12	0.38
(1,2328)	1:B:190:LYS:H	1:B:190:LYS:HG2	9	0.33	0.15	0.35
(1,2071)	1:B:156:ALA:HB1	1:B:118:MET:HB2	9	0.33	0.12	0.31
(1,2071)	1:B:156:ALA:HB1	1:B:118:MET:HB3	9	0.33	0.12	0.31
(1,2071)	1:B:156:ALA:HB2	1:B:118:MET:HB2	9	0.33	0.12	0.31
(1,2071)	1:B:156:ALA:HB2	1:B:118:MET:HB3	9	0.33	0.12	0.31
(1,2071)	1:B:156:ALA:HB3	1:B:118:MET:HB2	9	0.33	0.12	0.31
(1,2071)	1:B:156:ALA:HB3	1:B:118:MET:HB3	9	0.33	0.12	0.31
(1,2265)	1:B:184:LEU:H	1:B:184:LEU:HG	9	0.33	0.06	0.34
(1,1054)	1:A:187:ALA:HB1	1:A:198:MET:HB2	9	0.31	0.26	0.19
(1,1054)	1:A:187:ALA:HB1	1:A:198:MET:HB3	9	0.31	0.26	0.19
(1,1054)	1:A:187:ALA:HB2	1:A:198:MET:HB2	9	0.31	0.26	0.19
(1,1054)	1:A:187:ALA:HB2	1:A:198:MET:HB3	9	0.31	0.26	0.19

*Continued on next page...*



Continued from previous page...

Key	Atom-1	Atom-2	Models <sup>1</sup>	Mean (Å)	SD <sup>1</sup> (Å)	Median (Å)
(1,1054)	1:A:187:ALA:HB3	1:A:198:MET:HB2	9	0.31	0.26	0.19
(1,1054)	1:A:187:ALA:HB3	1:A:198:MET:HB3	9	0.31	0.26	0.19
(1,2343)	1:B:194:GLY:H	1:B:194:GLY:HA2	9	0.29	0.18	0.15
(1,1469)	1:B:42:ASN:H	1:B:42:ASN:HB2	9	0.26	0.13	0.26
(1,182)	1:A:37:PHE:H	1:A:36:GLY:HA2	9	0.22	0.06	0.26
(1,1750)	1:B:94:THR:HA	1:B:95:ASP:H	9	0.21	0.06	0.22
(1,653)	1:A:119:GLN:H	1:A:120:GLY:H	9	0.17	0.03	0.18
(1,1664)	1:B:76:GLU:H	1:B:77:GLN:H	9	0.16	0.02	0.17
(1,1897)	1:B:119:GLN:H	1:B:120:GLY:H	9	0.15	0.03	0.15
(1,571)	1:A:108:GLY:H	1:A:108:GLY:HA2	9	0.15	0.01	0.15
(1,102)	1:A:25:LYS:H	1:A:25:LYS:HA	9	0.15	0.02	0.15
(1,216)	1:A:41:ILE:H	1:A:41:ILE:HA	9	0.15	0.01	0.15
(1,848)	1:A:158:SER:H	1:A:158:SER:HA	9	0.15	0.01	0.15
(1,692)	1:A:128:SER:H	1:A:128:SER:HA	9	0.14	0.02	0.15
(1,314)	1:A:59:HIS:H	1:A:59:HIS:HA	9	0.14	0.02	0.15
(1,1474)	1:B:43:ASN:H	1:B:43:ASN:HA	9	0.14	0.02	0.15
(1,1558)	1:B:59:HIS:H	1:B:59:HIS:HA	9	0.14	0.02	0.14
(1,1387)	1:B:32:LYS:H	1:B:32:LYS:HA	9	0.14	0.02	0.14
(1,1292)	1:B:13:ASP:H	1:B:13:ASP:HA	9	0.14	0.02	0.14
(1,1936)	1:B:128:SER:H	1:B:128:SER:HA	9	0.14	0.02	0.14
(1,2104)	1:B:160:ASN:H	1:B:161:ILE:H	9	0.14	0.02	0.13
(1,69)	1:A:16:ALA:H	1:A:16:ALA:HA	9	0.14	0.02	0.13
(1,1076)	1:A:189:PHE:H	1:A:189:PHE:HA	9	0.14	0.01	0.13
(1,2007)	1:B:145:GLY:H	1:B:145:GLY:HA2	9	0.13	0.02	0.12
(1,2248)	1:B:183:ALA:H	1:B:184:LEU:H	9	0.13	0.01	0.12
(1,2607)	2:C:2:LEU:H	1:A:88:ILE:HG21	8	1.68	1.0	1.8
(1,2607)	2:C:2:LEU:H	1:A:88:ILE:HG22	8	1.68	1.0	1.8
(1,2607)	2:C:2:LEU:H	1:A:88:ILE:HG23	8	1.68	1.0	1.8
(1,2607)	2:C:2:LEU:H	1:B:88:ILE:HG21	8	1.68	1.0	1.8
(1,2607)	2:C:2:LEU:H	1:B:88:ILE:HG22	8	1.68	1.0	1.8
(1,2607)	2:C:2:LEU:H	1:B:88:ILE:HG23	8	1.68	1.0	1.8
(1,2532)	1:A:88:ILE:HD11	1:B:172:LYS:HE2	8	1.48	1.39	0.77
(1,2532)	1:A:88:ILE:HD11	1:B:172:LYS:HE3	8	1.48	1.39	0.77
(1,2532)	1:A:88:ILE:HD12	1:B:172:LYS:HE2	8	1.48	1.39	0.77
(1,2532)	1:A:88:ILE:HD12	1:B:172:LYS:HE3	8	1.48	1.39	0.77
(1,2532)	1:A:88:ILE:HD13	1:B:172:LYS:HE2	8	1.48	1.39	0.77
(1,2532)	1:A:88:ILE:HD13	1:B:172:LYS:HE3	8	1.48	1.39	0.77
(1,2186)	1:B:173:HIS:H	1:B:172:LYS:HD2	8	1.44	0.39	1.54
(1,2571)	1:B:88:ILE:HD11	1:A:172:LYS:HE2	8	1.33	0.98	0.86
(1,2571)	1:B:88:ILE:HD11	1:A:172:LYS:HE3	8	1.33	0.98	0.86
(1,2571)	1:B:88:ILE:HD12	1:A:172:LYS:HE2	8	1.33	0.98	0.86
(1,2571)	1:B:88:ILE:HD12	1:A:172:LYS:HE3	8	1.33	0.98	0.86

Continued on next page...

*Continued from previous page...*

Key	Atom-1	Atom-2	Models <sup>1</sup>	Mean (Å)	SD <sup>1</sup> (Å)	Median (Å)
(1,2571)	1:B:88:ILE:HD13	1:A:172:LYS:HE2	8	1.33	0.98	0.86
(1,2571)	1:B:88:ILE:HD13	1:A:172:LYS:HE3	8	1.33	0.98	0.86
(1,1975)	1:B:136:THR:H	1:B:136:THR:HG21	8	1.22	0.2	1.23
(1,1975)	1:B:136:THR:H	1:B:136:THR:HG22	8	1.22	0.2	1.23
(1,1975)	1:B:136:THR:H	1:B:136:THR:HG23	8	1.22	0.2	1.23
(1,1392)	1:B:33:GLN:H	1:B:32:LYS:HD2	8	1.19	0.3	1.33
(1,591)	1:A:111:ILE:H	1:A:111:ILE:HG12	8	1.19	0.44	1.34
(1,650)	1:A:118:MET:HE1	1:A:155:LEU:HB2	8	1.11	0.51	1.23
(1,650)	1:A:118:MET:HE1	1:A:155:LEU:HB3	8	1.11	0.51	1.23
(1,650)	1:A:118:MET:HE2	1:A:155:LEU:HB2	8	1.11	0.51	1.23
(1,650)	1:A:118:MET:HE2	1:A:155:LEU:HB3	8	1.11	0.51	1.23
(1,650)	1:A:118:MET:HE3	1:A:155:LEU:HB2	8	1.11	0.51	1.23
(1,650)	1:A:118:MET:HE3	1:A:155:LEU:HB3	8	1.11	0.51	1.23
(1,818)	1:A:155:LEU:HD21	1:A:118:MET:HG2	8	1.05	0.4	1.15
(1,818)	1:A:155:LEU:HD21	1:A:118:MET:HG3	8	1.05	0.4	1.15
(1,818)	1:A:155:LEU:HD22	1:A:118:MET:HG2	8	1.05	0.4	1.15
(1,818)	1:A:155:LEU:HD22	1:A:118:MET:HG3	8	1.05	0.4	1.15
(1,818)	1:A:155:LEU:HD23	1:A:118:MET:HG2	8	1.05	0.4	1.15
(1,818)	1:A:155:LEU:HD23	1:A:118:MET:HG3	8	1.05	0.4	1.15
(1,541)	1:A:104:VAL:HG11	1:A:170:ARG:HD2	8	1.05	0.49	1.08
(1,541)	1:A:104:VAL:HG11	1:A:170:ARG:HD3	8	1.05	0.49	1.08
(1,541)	1:A:104:VAL:HG12	1:A:170:ARG:HD2	8	1.05	0.49	1.08
(1,541)	1:A:104:VAL:HG12	1:A:170:ARG:HD3	8	1.05	0.49	1.08
(1,541)	1:A:104:VAL:HG13	1:A:170:ARG:HD2	8	1.05	0.49	1.08
(1,541)	1:A:104:VAL:HG13	1:A:170:ARG:HD3	8	1.05	0.49	1.08
(1,1480)	1:B:44:ILE:H	1:B:44:ILE:HG21	8	1.02	0.03	1.02
(1,1480)	1:B:44:ILE:H	1:B:44:ILE:HG22	8	1.02	0.03	1.02
(1,1480)	1:B:44:ILE:H	1:B:44:ILE:HG23	8	1.02	0.03	1.02
(1,535)	1:A:104:VAL:H	1:A:104:VAL:HG11	8	1.0	0.03	1.01
(1,535)	1:A:104:VAL:H	1:A:104:VAL:HG12	8	1.0	0.03	1.01
(1,535)	1:A:104:VAL:H	1:A:104:VAL:HG13	8	1.0	0.03	1.01
(1,2050)	1:B:154:ILE:H	1:B:154:ILE:HG21	8	0.97	0.08	0.98
(1,2050)	1:B:154:ILE:H	1:B:154:ILE:HG22	8	0.97	0.08	0.98
(1,2050)	1:B:154:ILE:H	1:B:154:ILE:HG23	8	0.97	0.08	0.98
(1,1894)	1:B:118:MET:HE1	1:B:155:LEU:HB2	8	0.95	0.42	0.98
(1,1894)	1:B:118:MET:HE1	1:B:155:LEU:HB3	8	0.95	0.42	0.98
(1,1894)	1:B:118:MET:HE2	1:B:155:LEU:HB2	8	0.95	0.42	0.98
(1,1894)	1:B:118:MET:HE2	1:B:155:LEU:HB3	8	0.95	0.42	0.98
(1,1894)	1:B:118:MET:HE3	1:B:155:LEU:HB2	8	0.95	0.42	0.98
(1,1894)	1:B:118:MET:HE3	1:B:155:LEU:HB3	8	0.95	0.42	0.98
(1,842)	1:A:157:LEU:HD11	1:A:204:MET:HE1	8	0.95	0.56	0.9
(1,842)	1:A:157:LEU:HD11	1:A:204:MET:HE2	8	0.95	0.56	0.9

*Continued on next page...*

Continued from previous page...

Key	Atom-1	Atom-2	Models <sup>1</sup>	Mean (Å)	SD <sup>1</sup> (Å)	Median (Å)
(1,842)	1:A:157:LEU:HD11	1:A:204:MET:HE3	8	0.95	0.56	0.9
(1,842)	1:A:157:LEU:HD12	1:A:204:MET:HE1	8	0.95	0.56	0.9
(1,842)	1:A:157:LEU:HD12	1:A:204:MET:HE2	8	0.95	0.56	0.9
(1,842)	1:A:157:LEU:HD12	1:A:204:MET:HE3	8	0.95	0.56	0.9
(1,842)	1:A:157:LEU:HD13	1:A:204:MET:HE1	8	0.95	0.56	0.9
(1,842)	1:A:157:LEU:HD13	1:A:204:MET:HE2	8	0.95	0.56	0.9
(1,842)	1:A:157:LEU:HD13	1:A:204:MET:HE3	8	0.95	0.56	0.9
(1,842)	1:A:157:LEU:HD21	1:A:204:MET:HE1	8	0.95	0.56	0.9
(1,842)	1:A:157:LEU:HD21	1:A:204:MET:HE2	8	0.95	0.56	0.9
(1,842)	1:A:157:LEU:HD21	1:A:204:MET:HE3	8	0.95	0.56	0.9
(1,842)	1:A:157:LEU:HD22	1:A:204:MET:HE1	8	0.95	0.56	0.9
(1,842)	1:A:157:LEU:HD22	1:A:204:MET:HE2	8	0.95	0.56	0.9
(1,842)	1:A:157:LEU:HD22	1:A:204:MET:HE3	8	0.95	0.56	0.9
(1,842)	1:A:157:LEU:HD23	1:A:204:MET:HE1	8	0.95	0.56	0.9
(1,842)	1:A:157:LEU:HD23	1:A:204:MET:HE2	8	0.95	0.56	0.9
(1,842)	1:A:157:LEU:HD23	1:A:204:MET:HE3	8	0.95	0.56	0.9
(1,1357)	1:B:27:LYS:HD2	1:B:28:GLU:H	8	0.88	0.5	1.04
(1,980)	1:A:179:ILE:HG21	1:A:180:GLY:H	8	0.87	0.12	0.87
(1,980)	1:A:179:ILE:HG22	1:A:180:GLY:H	8	0.87	0.12	0.87
(1,980)	1:A:179:ILE:HG23	1:A:180:GLY:H	8	0.87	0.12	0.87
(1,950)	1:A:175:THR:H	1:A:175:THR:HG1	8	0.85	0.42	0.82
(1,686)	1:A:124:ILE:H	1:A:124:ILE:HG21	8	0.82	0.27	0.94
(1,686)	1:A:124:ILE:H	1:A:124:ILE:HG22	8	0.82	0.27	0.94
(1,686)	1:A:124:ILE:H	1:A:124:ILE:HG23	8	0.82	0.27	0.94
(1,1650)	1:B:74:GLU:H	1:B:74:GLU:HG2	8	0.82	0.15	0.82
(1,903)	1:A:165:THR:H	1:A:165:THR:HG21	8	0.81	0.15	0.8
(1,903)	1:A:165:THR:H	1:A:165:THR:HG22	8	0.81	0.15	0.8
(1,903)	1:A:165:THR:H	1:A:165:THR:HG23	8	0.81	0.15	0.8
(1,95)	1:A:23:THR:H	1:A:23:THR:HG21	8	0.8	0.22	0.9
(1,95)	1:A:23:THR:H	1:A:23:THR:HG22	8	0.8	0.22	0.9
(1,95)	1:A:23:THR:H	1:A:23:THR:HG23	8	0.8	0.22	0.9
(1,2223)	1:B:179:ILE:H	1:B:179:ILE:HG12	8	0.8	0.24	0.86
(1,1839)	1:B:111:ILE:HD11	1:B:163:ASN:HD21	8	0.79	0.44	0.62
(1,1839)	1:B:111:ILE:HD11	1:B:163:ASN:HD22	8	0.79	0.44	0.62
(1,1839)	1:B:111:ILE:HD12	1:B:163:ASN:HD21	8	0.79	0.44	0.62
(1,1839)	1:B:111:ILE:HD12	1:B:163:ASN:HD22	8	0.79	0.44	0.62
(1,1839)	1:B:111:ILE:HD13	1:B:163:ASN:HD21	8	0.79	0.44	0.62
(1,1839)	1:B:111:ILE:HD13	1:B:163:ASN:HD22	8	0.79	0.44	0.62
(1,2085)	1:B:157:LEU:HD11	1:B:204:MET:HG2	8	0.78	0.24	0.8
(1,2085)	1:B:157:LEU:HD11	1:B:204:MET:HG3	8	0.78	0.24	0.8
(1,2085)	1:B:157:LEU:HD12	1:B:204:MET:HG2	8	0.78	0.24	0.8
(1,2085)	1:B:157:LEU:HD12	1:B:204:MET:HG3	8	0.78	0.24	0.8

Continued on next page...

*Continued from previous page...*

Key	Atom-1	Atom-2	Models <sup>1</sup>	Mean (Å)	SD <sup>1</sup> (Å)	Median (Å)
(1,2085)	1:B:157:LEU:HD13	1:B:204:MET:HG2	8	0.78	0.24	0.8
(1,2085)	1:B:157:LEU:HD13	1:B:204:MET:HG3	8	0.78	0.24	0.8
(1,2085)	1:B:157:LEU:HD21	1:B:204:MET:HG2	8	0.78	0.24	0.8
(1,2085)	1:B:157:LEU:HD21	1:B:204:MET:HG3	8	0.78	0.24	0.8
(1,2085)	1:B:157:LEU:HD22	1:B:204:MET:HG2	8	0.78	0.24	0.8
(1,2085)	1:B:157:LEU:HD22	1:B:204:MET:HG3	8	0.78	0.24	0.8
(1,2085)	1:B:157:LEU:HD23	1:B:204:MET:HG2	8	0.78	0.24	0.8
(1,2085)	1:B:157:LEU:HD23	1:B:204:MET:HG3	8	0.78	0.24	0.8
(1,1072)	1:A:188:LEU:HD11	1:A:202:SER:HB2	8	0.78	0.3	0.75
(1,1072)	1:A:188:LEU:HD11	1:A:202:SER:HB3	8	0.78	0.3	0.75
(1,1072)	1:A:188:LEU:HD12	1:A:202:SER:HB2	8	0.78	0.3	0.75
(1,1072)	1:A:188:LEU:HD12	1:A:202:SER:HB3	8	0.78	0.3	0.75
(1,1072)	1:A:188:LEU:HD13	1:A:202:SER:HB2	8	0.78	0.3	0.75
(1,1072)	1:A:188:LEU:HD13	1:A:202:SER:HB3	8	0.78	0.3	0.75
(1,2062)	1:B:155:LEU:HD21	1:B:118:MET:HG2	8	0.78	0.35	0.83
(1,2062)	1:B:155:LEU:HD21	1:B:118:MET:HG3	8	0.78	0.35	0.83
(1,2062)	1:B:155:LEU:HD22	1:B:118:MET:HG2	8	0.78	0.35	0.83
(1,2062)	1:B:155:LEU:HD22	1:B:118:MET:HG3	8	0.78	0.35	0.83
(1,2062)	1:B:155:LEU:HD23	1:B:118:MET:HG2	8	0.78	0.35	0.83
(1,2062)	1:B:155:LEU:HD23	1:B:118:MET:HG3	8	0.78	0.35	0.83
(1,1784)	1:B:104:VAL:HG21	1:B:96:ASP:HB2	8	0.77	0.73	0.44
(1,1784)	1:B:104:VAL:HG21	1:B:96:ASP:HB3	8	0.77	0.73	0.44
(1,1784)	1:B:104:VAL:HG22	1:B:96:ASP:HB2	8	0.77	0.73	0.44
(1,1784)	1:B:104:VAL:HG22	1:B:96:ASP:HB3	8	0.77	0.73	0.44
(1,1784)	1:B:104:VAL:HG23	1:B:96:ASP:HB2	8	0.77	0.73	0.44
(1,1784)	1:B:104:VAL:HG23	1:B:96:ASP:HB3	8	0.77	0.73	0.44
(1,36)	1:A:11:THR:H	1:A:11:THR:HG21	8	0.76	0.31	0.82
(1,36)	1:A:11:THR:H	1:A:11:THR:HG22	8	0.76	0.31	0.82
(1,36)	1:A:11:THR:H	1:A:11:THR:HG23	8	0.76	0.31	0.82
(1,2573)	1:B:93:TRP:HE1	1:A:175:THR:HG21	8	0.73	0.94	0.25
(1,2573)	1:B:93:TRP:HE1	1:A:175:THR:HG22	8	0.73	0.94	0.25
(1,2573)	1:B:93:TRP:HE1	1:A:175:THR:HG23	8	0.73	0.94	0.25
(1,178)	1:A:37:PHE:H	1:A:35:LEU:HG	8	0.69	0.41	0.64
(1,685)	1:A:124:ILE:H	1:A:124:ILE:HG12	8	0.69	0.34	0.82
(1,260)	1:A:50:GLY:HA2	1:A:51:MET:H	8	0.67	0.09	0.64
(1,2407)	1:B:204:MET:HE1	1:B:160:ASN:HB2	8	0.66	0.32	0.67
(1,2407)	1:B:204:MET:HE1	1:B:160:ASN:HB3	8	0.66	0.32	0.67
(1,2407)	1:B:204:MET:HE2	1:B:160:ASN:HB2	8	0.66	0.32	0.67
(1,2407)	1:B:204:MET:HE2	1:B:160:ASN:HB3	8	0.66	0.32	0.67
(1,2407)	1:B:204:MET:HE3	1:B:160:ASN:HB2	8	0.66	0.32	0.67
(1,2407)	1:B:204:MET:HE3	1:B:160:ASN:HB3	8	0.66	0.32	0.67
(1,2333)	1:B:191:SER:H	1:B:191:SER:HB3	8	0.65	0.34	0.6

*Continued on next page...*

Continued from previous page...

Key	Atom-1	Atom-2	Models <sup>1</sup>	Mean (Å)	SD <sup>1</sup> (Å)	Median (Å)
(1,483)	1:A:86:GLY:HA3	1:A:87:LEU:H	8	0.64	0.22	0.74
(1,1545)	1:B:57:ARG:HB2	1:B:58:LEU:H	8	0.6	0.31	0.66
(1,82)	1:A:20:GLY:HA2	1:A:21:GLN:H	8	0.59	0.2	0.59
(1,951)	1:A:175:THR:H	1:A:175:THR:HB	8	0.58	0.09	0.6
(1,1772)	1:B:103:ALA:HB1	1:B:166:ILE:HG21	8	0.56	0.49	0.44
(1,1772)	1:B:103:ALA:HB1	1:B:166:ILE:HG22	8	0.56	0.49	0.44
(1,1772)	1:B:103:ALA:HB1	1:B:166:ILE:HG23	8	0.56	0.49	0.44
(1,1772)	1:B:103:ALA:HB2	1:B:166:ILE:HG21	8	0.56	0.49	0.44
(1,1772)	1:B:103:ALA:HB2	1:B:166:ILE:HG22	8	0.56	0.49	0.44
(1,1772)	1:B:103:ALA:HB2	1:B:166:ILE:HG23	8	0.56	0.49	0.44
(1,1772)	1:B:103:ALA:HB3	1:B:166:ILE:HG21	8	0.56	0.49	0.44
(1,1772)	1:B:103:ALA:HB3	1:B:166:ILE:HG22	8	0.56	0.49	0.44
(1,1772)	1:B:103:ALA:HB3	1:B:166:ILE:HG23	8	0.56	0.49	0.44
(1,406)	1:A:74:GLU:H	1:A:74:GLU:HG2	8	0.52	0.23	0.52
(1,493)	1:A:88:ILE:H	1:A:88:ILE:HB	8	0.51	0.06	0.51
(1,262)	1:A:51:MET:H	1:A:51:MET:HA	8	0.51	0.23	0.64
(1,1518)	1:B:53:VAL:H	1:B:53:VAL:HB	8	0.48	0.06	0.46
(1,2334)	1:B:191:SER:H	1:B:191:SER:HB2	8	0.48	0.23	0.44
(1,1102)	1:A:195:LEU:H	1:A:195:LEU:HG	8	0.46	0.27	0.37
(1,110)	1:A:27:LYS:H	1:A:27:LYS:HA	8	0.45	0.24	0.64
(1,481)	1:A:86:GLY:H	1:A:86:GLY:HA3	8	0.43	0.24	0.57
(1,1279)	1:B:11:THR:H	1:B:11:THR:HB	8	0.43	0.07	0.41
(1,105)	1:A:27:LYS:H	1:A:26:PRO:HB2	8	0.42	0.15	0.48
(1,1746)	1:B:91:ARG:H	1:B:91:ARG:HA	8	0.4	0.24	0.42
(1,1899)	1:B:119:GLN:H	1:B:119:GLN:HG2	8	0.4	0.16	0.33
(1,1799)	1:B:106:LEU:H	1:B:106:LEU:HG	8	0.39	0.17	0.34
(1,204)	1:A:40:ASN:H	1:A:40:ASN:HB3	8	0.39	0.07	0.42
(1,1105)	1:A:195:LEU:H	1:A:195:LEU:HD11	8	0.39	0.15	0.34
(1,1105)	1:A:195:LEU:H	1:A:195:LEU:HD12	8	0.39	0.15	0.34
(1,1105)	1:A:195:LEU:H	1:A:195:LEU:HD13	8	0.39	0.15	0.34
(1,1561)	1:B:63:GLY:H	1:B:63:GLY:HA2	8	0.39	0.21	0.4
(1,100)	1:A:24:THR:HB	1:A:25:LYS:H	8	0.38	0.2	0.34
(1,2278)	1:B:185:THR:H	1:B:185:THR:HB	8	0.37	0.15	0.35
(1,501)	1:A:90:SER:H	1:A:91:ARG:H	8	0.37	0.26	0.29
(1,62)	1:A:15:ASN:H	1:A:15:ASN:HB3	8	0.36	0.16	0.42
(1,827)	1:A:156:ALA:HB1	1:A:118:MET:HB2	8	0.31	0.14	0.3
(1,827)	1:A:156:ALA:HB1	1:A:118:MET:HB3	8	0.31	0.14	0.3
(1,827)	1:A:156:ALA:HB2	1:A:118:MET:HB2	8	0.31	0.14	0.3
(1,827)	1:A:156:ALA:HB2	1:A:118:MET:HB3	8	0.31	0.14	0.3
(1,827)	1:A:156:ALA:HB3	1:A:118:MET:HB2	8	0.31	0.14	0.3
(1,827)	1:A:156:ALA:HB3	1:A:118:MET:HB3	8	0.31	0.14	0.3
(1,316)	1:A:63:GLY:H	1:A:62:ALA:HB1	8	0.31	0.08	0.29

Continued on next page...



Continued from previous page...

Key	Atom-1	Atom-2	Models <sup>1</sup>	Mean (Å)	SD <sup>1</sup> (Å)	Median (Å)
(1,316)	1:A:63:GLY:H	1:A:62:ALA:HB2	8	0.31	0.08	0.29
(1,316)	1:A:63:GLY:H	1:A:62:ALA:HB3	8	0.31	0.08	0.29
(1,771)	1:A:149:GLY:H	1:A:149:GLY:HA2	8	0.31	0.14	0.29
(1,514)	1:A:96:ASP:H	1:A:96:ASP:HB2	8	0.28	0.13	0.24
(1,2298)	1:B:187:ALA:HB1	1:B:198:MET:HB2	8	0.25	0.11	0.2
(1,2298)	1:B:187:ALA:HB1	1:B:198:MET:HB3	8	0.25	0.11	0.2
(1,2298)	1:B:187:ALA:HB2	1:B:198:MET:HB2	8	0.25	0.11	0.2
(1,2298)	1:B:187:ALA:HB2	1:B:198:MET:HB3	8	0.25	0.11	0.2
(1,2298)	1:B:187:ALA:HB3	1:B:198:MET:HB2	8	0.25	0.11	0.2
(1,2298)	1:B:187:ALA:HB3	1:B:198:MET:HB3	8	0.25	0.11	0.2
(1,477)	1:A:83:GLY:HA2	1:A:84:SER:H	8	0.22	0.07	0.22
(1,776)	1:A:151:ASN:H	1:A:152:ALA:H	8	0.18	0.04	0.2
(1,512)	1:A:96:ASP:H	1:A:97:LEU:H	8	0.17	0.01	0.17
(1,420)	1:A:76:GLU:H	1:A:77:GLN:H	8	0.16	0.02	0.16
(1,1241)	1:A:220:LEU:H	1:A:220:LEU:HA	8	0.16	0.01	0.16
(1,860)	1:A:160:ASN:H	1:A:161:ILE:H	8	0.15	0.02	0.16
(1,1974)	1:B:136:THR:H	1:B:136:THR:HA	8	0.15	0.01	0.15
(1,168)	1:A:35:LEU:HA	1:A:35:LEU:H	8	0.15	0.01	0.15
(1,143)	1:A:32:LYS:H	1:A:32:LYS:HA	8	0.15	0.02	0.15
(1,2092)	1:B:158:SER:H	1:B:158:SER:HA	8	0.15	0.02	0.16
(1,48)	1:A:13:ASP:H	1:A:13:ASP:HA	8	0.14	0.02	0.15
(1,1843)	1:B:112:GLY:H	1:B:112:GLY:HA2	8	0.14	0.01	0.15
(1,1460)	1:B:41:ILE:H	1:B:41:ILE:HA	8	0.14	0.02	0.14
(1,1550)	1:B:58:LEU:H	1:B:58:LEU:HA	8	0.14	0.02	0.14
(1,1568)	1:B:64:LEU:H	1:B:64:LEU:HA	8	0.14	0.02	0.14
(1,126)	1:A:30:SER:H	1:A:30:SER:HA	8	0.14	0.02	0.14
(1,1981)	1:B:137:VAL:H	1:B:137:VAL:HA	8	0.14	0.01	0.14
(1,63)	1:A:15:ASN:H	1:A:15:ASN:HA	8	0.14	0.02	0.14
(1,1967)	1:B:135:ASN:H	1:B:135:ASN:HA	8	0.13	0.02	0.14
(1,1611)	1:B:69:GLU:H	1:B:69:GLU:HA	8	0.13	0.02	0.14
(1,1004)	1:A:183:ALA:H	1:A:184:LEU:H	8	0.13	0.01	0.14
(1,1701)	1:B:80:SER:H	1:B:80:SER:HA	8	0.12	0.01	0.12
(1,2117)	1:B:161:ILE:H	1:B:161:ILE:HG12	7	1.13	0.48	1.38
(1,2592)	2:C:24:LEU:H	1:A:65:ASP:HB2	7	1.13	0.29	1.2
(1,2592)	2:C:24:LEU:H	1:A:65:ASP:HB3	7	1.13	0.29	1.2
(1,2592)	2:C:24:LEU:H	1:B:65:ASP:HB2	7	1.13	0.29	1.2
(1,2592)	2:C:24:LEU:H	1:B:65:ASP:HB3	7	1.13	0.29	1.2
(1,1322)	1:B:19:GLY:H	1:B:18:VAL:H	7	1.02	0.47	1.22
(1,75)	1:A:18:VAL:H	1:A:17:ALA:HB1	7	1.01	0.38	1.03
(1,75)	1:A:18:VAL:H	1:A:17:ALA:HB2	7	1.01	0.38	1.03
(1,75)	1:A:18:VAL:H	1:A:17:ALA:HB3	7	1.01	0.38	1.03
(1,2595)	2:C:22:ARG:H	1:A:68:VAL:HG11	7	0.97	0.69	0.95

Continued on next page...

Continued from previous page...

Key	Atom-1	Atom-2	Models <sup>1</sup>	Mean (Å)	SD <sup>1</sup> (Å)	Median (Å)
(1,2595)	2:C:22:ARG:H	1:A:68:VAL:HG12	7	0.97	0.69	0.95
(1,2595)	2:C:22:ARG:H	1:A:68:VAL:HG13	7	0.97	0.69	0.95
(1,2595)	2:C:22:ARG:H	1:B:68:VAL:HG11	7	0.97	0.69	0.95
(1,2595)	2:C:22:ARG:H	1:B:68:VAL:HG12	7	0.97	0.69	0.95
(1,2595)	2:C:22:ARG:H	1:B:68:VAL:HG13	7	0.97	0.69	0.95
(1,86)	1:A:21:GLN:HB3	1:A:22:ASP:H	7	0.94	0.37	1.05
(1,120)	1:A:29:LEU:H	1:A:29:LEU:HD11	7	0.86	0.41	0.98
(1,120)	1:A:29:LEU:H	1:A:29:LEU:HD12	7	0.86	0.41	0.98
(1,120)	1:A:29:LEU:H	1:A:29:LEU:HD13	7	0.86	0.41	0.98
(1,543)	1:A:104:VAL:HG11	1:A:167:ASP:H	7	0.83	0.05	0.84
(1,543)	1:A:104:VAL:HG12	1:A:167:ASP:H	7	0.83	0.05	0.84
(1,543)	1:A:104:VAL:HG13	1:A:167:ASP:H	7	0.83	0.05	0.84
(1,2496)	2:C:8:ILE:H	2:C:9:ARG:H	7	0.82	0.32	0.72
(1,2408)	1:B:204:MET:HE1	1:B:160:ASN:HD21	7	0.79	0.42	0.77
(1,2408)	1:B:204:MET:HE1	1:B:160:ASN:HD22	7	0.79	0.42	0.77
(1,2408)	1:B:204:MET:HE2	1:B:160:ASN:HD21	7	0.79	0.42	0.77
(1,2408)	1:B:204:MET:HE2	1:B:160:ASN:HD22	7	0.79	0.42	0.77
(1,2408)	1:B:204:MET:HE3	1:B:160:ASN:HD21	7	0.79	0.42	0.77
(1,2408)	1:B:204:MET:HE3	1:B:160:ASN:HD22	7	0.79	0.42	0.77
(1,2589)	2:C:25:LEU:H	1:A:66:LYS:HG2	7	0.78	0.5	0.62
(1,2589)	2:C:25:LEU:H	1:A:66:LYS:HG3	7	0.78	0.5	0.62
(1,2589)	2:C:25:LEU:H	1:B:66:LYS:HG2	7	0.78	0.5	0.62
(1,2589)	2:C:25:LEU:H	1:B:66:LYS:HG3	7	0.78	0.5	0.62
(1,1237)	1:A:219:LEU:H	1:A:219:LEU:HD11	7	0.69	0.42	0.64
(1,1237)	1:A:219:LEU:H	1:A:219:LEU:HD12	7	0.69	0.42	0.64
(1,1237)	1:A:219:LEU:H	1:A:219:LEU:HD13	7	0.69	0.42	0.64
(1,66)	1:A:15:ASN:HB3	1:A:16:ALA:H	7	0.69	0.19	0.66
(1,558)	1:A:106:LEU:H	1:A:106:LEU:HD11	7	0.69	0.27	0.67
(1,558)	1:A:106:LEU:H	1:A:106:LEU:HD12	7	0.69	0.27	0.67
(1,558)	1:A:106:LEU:H	1:A:106:LEU:HD13	7	0.69	0.27	0.67
(1,760)	1:A:144:ARG:H	1:A:144:ARG:HG2	7	0.68	0.22	0.68
(1,1342)	1:B:24:THR:H	1:B:24:THR:HG21	7	0.68	0.4	0.95
(1,1342)	1:B:24:THR:H	1:B:24:THR:HG22	7	0.68	0.4	0.95
(1,1342)	1:B:24:THR:H	1:B:24:THR:HG23	7	0.68	0.4	0.95
(1,301)	1:A:57:ARG:HB2	1:A:58:LEU:H	7	0.68	0.28	0.65
(1,280)	1:A:54:ASP:H	1:A:54:ASP:HB2	7	0.67	0.22	0.69
(1,1735)	1:B:88:ILE:H	1:B:88:ILE:HG12	7	0.67	0.24	0.55
(1,1922)	1:B:121:LEU:HD21	1:B:152:ALA:HB1	7	0.66	0.44	0.73
(1,1922)	1:B:121:LEU:HD21	1:B:152:ALA:HB2	7	0.66	0.44	0.73
(1,1922)	1:B:121:LEU:HD21	1:B:152:ALA:HB3	7	0.66	0.44	0.73
(1,1922)	1:B:121:LEU:HD22	1:B:152:ALA:HB1	7	0.66	0.44	0.73
(1,1922)	1:B:121:LEU:HD22	1:B:152:ALA:HB2	7	0.66	0.44	0.73

Continued on next page...

*Continued from previous page...*

Key	Atom-1	Atom-2	Models <sup>1</sup>	Mean (Å)	SD <sup>1</sup> (Å)	Median (Å)
(1,1922)	1:B:121:LEU:HD22	1:B:152:ALA:HB3	7	0.66	0.44	0.73
(1,1922)	1:B:121:LEU:HD23	1:B:152:ALA:HB1	7	0.66	0.44	0.73
(1,1922)	1:B:121:LEU:HD23	1:B:152:ALA:HB2	7	0.66	0.44	0.73
(1,1922)	1:B:121:LEU:HD23	1:B:152:ALA:HB3	7	0.66	0.44	0.73
(1,1280)	1:B:11:THR:H	1:B:11:THR:HG21	7	0.64	0.23	0.58
(1,1280)	1:B:11:THR:H	1:B:11:THR:HG22	7	0.64	0.23	0.58
(1,1280)	1:B:11:THR:H	1:B:11:THR:HG23	7	0.64	0.23	0.58
(1,566)	1:A:107:LEU:HD11	1:A:163:ASN:HD21	7	0.6	0.6	0.41
(1,566)	1:A:107:LEU:HD11	1:A:163:ASN:HD22	7	0.6	0.6	0.41
(1,566)	1:A:107:LEU:HD12	1:A:163:ASN:HD21	7	0.6	0.6	0.41
(1,566)	1:A:107:LEU:HD12	1:A:163:ASN:HD22	7	0.6	0.6	0.41
(1,566)	1:A:107:LEU:HD13	1:A:163:ASN:HD21	7	0.6	0.6	0.41
(1,566)	1:A:107:LEU:HD13	1:A:163:ASN:HD22	7	0.6	0.6	0.41
(1,2195)	1:B:175:THR:H	1:B:175:THR:HB	7	0.6	0.04	0.6
(1,1041)	1:A:186:GLY:H	1:A:185:THR:HG1	7	0.6	0.28	0.62
(1,77)	1:A:18:VAL:H	1:A:18:VAL:HB	7	0.58	0.06	0.6
(1,841)	1:A:157:LEU:HD11	1:A:204:MET:HG2	7	0.58	0.38	0.33
(1,841)	1:A:157:LEU:HD11	1:A:204:MET:HG3	7	0.58	0.38	0.33
(1,841)	1:A:157:LEU:HD12	1:A:204:MET:HG2	7	0.58	0.38	0.33
(1,841)	1:A:157:LEU:HD12	1:A:204:MET:HG3	7	0.58	0.38	0.33
(1,841)	1:A:157:LEU:HD13	1:A:204:MET:HG2	7	0.58	0.38	0.33
(1,841)	1:A:157:LEU:HD13	1:A:204:MET:HG3	7	0.58	0.38	0.33
(1,841)	1:A:157:LEU:HD21	1:A:204:MET:HG2	7	0.58	0.38	0.33
(1,841)	1:A:157:LEU:HD21	1:A:204:MET:HG3	7	0.58	0.38	0.33
(1,841)	1:A:157:LEU:HD22	1:A:204:MET:HG2	7	0.58	0.38	0.33
(1,841)	1:A:157:LEU:HD22	1:A:204:MET:HG3	7	0.58	0.38	0.33
(1,841)	1:A:157:LEU:HD23	1:A:204:MET:HG2	7	0.58	0.38	0.33
(1,841)	1:A:157:LEU:HD23	1:A:204:MET:HG3	7	0.58	0.38	0.33
(1,1321)	1:B:18:VAL:H	1:B:18:VAL:HB	7	0.56	0.06	0.58
(1,1891)	1:B:118:MET:HE1	1:B:155:LEU:HD21	7	0.56	0.31	0.53
(1,1891)	1:B:118:MET:HE1	1:B:155:LEU:HD22	7	0.56	0.31	0.53
(1,1891)	1:B:118:MET:HE1	1:B:155:LEU:HD23	7	0.56	0.31	0.53
(1,1891)	1:B:118:MET:HE2	1:B:155:LEU:HD21	7	0.56	0.31	0.53
(1,1891)	1:B:118:MET:HE2	1:B:155:LEU:HD22	7	0.56	0.31	0.53
(1,1891)	1:B:118:MET:HE2	1:B:155:LEU:HD23	7	0.56	0.31	0.53
(1,1891)	1:B:118:MET:HE3	1:B:155:LEU:HD21	7	0.56	0.31	0.53
(1,1891)	1:B:118:MET:HE3	1:B:155:LEU:HD22	7	0.56	0.31	0.53
(1,1891)	1:B:118:MET:HE3	1:B:155:LEU:HD23	7	0.56	0.31	0.53
(1,1737)	1:B:88:ILE:H	1:B:88:ILE:HB	7	0.55	0.08	0.55
(1,375)	1:A:70:TYR:H	1:A:70:TYR:HD1	7	0.53	0.21	0.6
(1,375)	1:A:70:TYR:H	1:A:70:TYR:HD2	7	0.53	0.21	0.6
(1,1920)	1:B:121:LEU:HD11	1:B:152:ALA:HB1	7	0.5	0.3	0.45

*Continued on next page...*



*Continued from previous page...*

Key	Atom-1	Atom-2	Models <sup>1</sup>	Mean (Å)	SD <sup>1</sup> (Å)	Median (Å)
(1,1920)	1:B:121:LEU:HD11	1:B:152:ALA:HB2	7	0.5	0.3	0.45
(1,1920)	1:B:121:LEU:HD11	1:B:152:ALA:HB3	7	0.5	0.3	0.45
(1,1920)	1:B:121:LEU:HD12	1:B:152:ALA:HB1	7	0.5	0.3	0.45
(1,1920)	1:B:121:LEU:HD12	1:B:152:ALA:HB2	7	0.5	0.3	0.45
(1,1920)	1:B:121:LEU:HD12	1:B:152:ALA:HB3	7	0.5	0.3	0.45
(1,1920)	1:B:121:LEU:HD13	1:B:152:ALA:HB1	7	0.5	0.3	0.45
(1,1920)	1:B:121:LEU:HD13	1:B:152:ALA:HB2	7	0.5	0.3	0.45
(1,1920)	1:B:121:LEU:HD13	1:B:152:ALA:HB3	7	0.5	0.3	0.45
(1,72)	1:A:17:ALA:H	1:A:17:ALA:HA	7	0.5	0.23	0.64
(1,1517)	1:B:53:VAL:H	1:B:53:VAL:HG11	7	0.48	0.32	0.27
(1,1517)	1:B:53:VAL:H	1:B:53:VAL:HG12	7	0.48	0.32	0.27
(1,1517)	1:B:53:VAL:H	1:B:53:VAL:HG13	7	0.48	0.32	0.27
(1,1273)	1:B:9:THR:H	1:B:9:THR:HB	7	0.45	0.06	0.5
(1,1999)	1:B:141:ILE:HG21	1:B:142:THR:H	7	0.44	0.22	0.39
(1,1999)	1:B:141:ILE:HG22	1:B:142:THR:H	7	0.44	0.22	0.39
(1,1999)	1:B:141:ILE:HG23	1:B:142:THR:H	7	0.44	0.22	0.39
(1,1976)	1:B:136:THR:H	1:B:136:THR:HB	7	0.44	0.08	0.43
(1,528)	1:A:103:ALA:HB1	1:A:166:ILE:HG21	7	0.44	0.31	0.26
(1,528)	1:A:103:ALA:HB1	1:A:166:ILE:HG22	7	0.44	0.31	0.26
(1,528)	1:A:103:ALA:HB1	1:A:166:ILE:HG23	7	0.44	0.31	0.26
(1,528)	1:A:103:ALA:HB2	1:A:166:ILE:HG21	7	0.44	0.31	0.26
(1,528)	1:A:103:ALA:HB2	1:A:166:ILE:HG22	7	0.44	0.31	0.26
(1,528)	1:A:103:ALA:HB2	1:A:166:ILE:HG23	7	0.44	0.31	0.26
(1,528)	1:A:103:ALA:HB3	1:A:166:ILE:HG21	7	0.44	0.31	0.26
(1,528)	1:A:103:ALA:HB3	1:A:166:ILE:HG22	7	0.44	0.31	0.26
(1,528)	1:A:103:ALA:HB3	1:A:166:ILE:HG23	7	0.44	0.31	0.26
(1,933)	1:A:170:ARG:H	1:A:170:ARG:HB2	7	0.42	0.12	0.47
(1,1354)	1:B:27:LYS:H	1:B:27:LYS:HA	7	0.42	0.25	0.63
(1,2555)	1:B:70:TYR:H	1:A:71:LEU:HG	7	0.42	0.31	0.3
(1,188)	1:A:37:PHE:HD1	1:A:38:GLU:H	7	0.41	0.23	0.39
(1,188)	1:A:37:PHE:HD2	1:A:38:GLU:H	7	0.41	0.23	0.39
(1,1371)	1:B:30:SER:H	1:B:30:SER:HB3	7	0.4	0.22	0.42
(1,495)	1:A:90:SER:H	1:A:89:PRO:HG2	7	0.4	0.27	0.34
(1,40)	1:A:12:ASP:H	1:A:11:THR:HB	7	0.38	0.15	0.39
(1,1324)	1:B:19:GLY:H	1:B:19:GLY:HA2	7	0.36	0.23	0.24
(1,2486)	1:B:221:GLU:H	1:B:221:GLU:HA	7	0.35	0.25	0.14
(1,2487)	1:B:222:LYS:H	1:B:222:LYS:HA	7	0.34	0.26	0.13
(1,2211)	1:B:178:SER:H	1:B:178:SER:HB2	7	0.33	0.14	0.39
(1,2349)	1:B:195:LEU:H	1:B:195:LEU:HD11	7	0.3	0.1	0.27
(1,2349)	1:B:195:LEU:H	1:B:195:LEU:HD12	7	0.3	0.1	0.27
(1,2349)	1:B:195:LEU:H	1:B:195:LEU:HD13	7	0.3	0.1	0.27
(1,1067)	1:A:188:LEU:HD21	1:A:190:LYS:H	7	0.3	0.15	0.24

*Continued on next page...*

*Continued from previous page...*

Key	Atom-1	Atom-2	Models <sup>1</sup>	Mean (Å)	SD <sup>1</sup> (Å)	Median (Å)
(1,1067)	1:A:188:LEU:HD22	1:A:190:LYS:H	7	0.3	0.15	0.24
(1,1067)	1:A:188:LEU:HD23	1:A:190:LYS:H	7	0.3	0.15	0.24
(1,1099)	1:A:194:GLY:H	1:A:194:GLY:HA2	7	0.29	0.16	0.24
(1,1758)	1:B:96:ASP:H	1:B:96:ASP:HB2	7	0.29	0.1	0.3
(1,352)	1:A:67:GLY:H	1:A:66:LYS:HB2	7	0.29	0.2	0.2
(1,589)	1:A:111:ILE:H	1:A:111:ILE:HD11	7	0.28	0.07	0.27
(1,589)	1:A:111:ILE:H	1:A:111:ILE:HD12	7	0.28	0.07	0.27
(1,589)	1:A:111:ILE:H	1:A:111:ILE:HD13	7	0.28	0.07	0.27
(1,8)	1:A:6:GLY:H	1:A:5:PHE:HB2	7	0.26	0.11	0.23
(1,596)	1:A:111:ILE:HD11	1:A:163:ASN:HB2	7	0.24	0.14	0.17
(1,596)	1:A:111:ILE:HD11	1:A:163:ASN:HB3	7	0.24	0.14	0.17
(1,596)	1:A:111:ILE:HD12	1:A:163:ASN:HB2	7	0.24	0.14	0.17
(1,596)	1:A:111:ILE:HD12	1:A:163:ASN:HB3	7	0.24	0.14	0.17
(1,596)	1:A:111:ILE:HD13	1:A:163:ASN:HB2	7	0.24	0.14	0.17
(1,596)	1:A:111:ILE:HD13	1:A:163:ASN:HB3	7	0.24	0.14	0.17
(1,1833)	1:B:111:ILE:H	1:B:111:ILE:HD11	7	0.23	0.06	0.24
(1,1833)	1:B:111:ILE:H	1:B:111:ILE:HD12	7	0.23	0.06	0.24
(1,1833)	1:B:111:ILE:H	1:B:111:ILE:HD13	7	0.23	0.06	0.24
(1,524)	1:A:103:ALA:H	1:A:104:VAL:H	7	0.18	0.04	0.19
(1,1742)	1:B:90:SER:H	1:B:90:SER:HA	7	0.16	0.01	0.16
(1,42)	1:A:12:ASP:H	1:A:12:ASP:HA	7	0.15	0.02	0.15
(1,1313)	1:B:16:ALA:H	1:B:16:ALA:HA	7	0.15	0.02	0.14
(1,1307)	1:B:15:ASN:H	1:B:15:ASN:HA	7	0.14	0.02	0.14
(1,737)	1:A:137:VAL:H	1:A:137:VAL:HA	7	0.14	0.01	0.15
(1,1412)	1:B:35:LEU:HA	1:B:35:LEU:H	7	0.14	0.01	0.15
(1,618)	1:A:115:SER:H	1:A:115:SER:HA	7	0.14	0.01	0.14
(1,1377)	1:B:31:LEU:H	1:B:31:LEU:HA	7	0.14	0.02	0.14
(1,1717)	1:B:82:GLU:H	1:B:82:GLU:HA	7	0.14	0.02	0.14
(1,1924)	1:B:122:GLN:H	1:B:122:GLN:HA	7	0.14	0.01	0.14
(1,57)	1:A:14:ALA:H	1:A:14:ALA:HA	7	0.13	0.01	0.14
(1,1952)	1:B:133:GLN:H	1:B:133:GLN:HA	7	0.13	0.02	0.13
(1,1651)	1:B:74:GLU:H	1:B:74:GLU:HA	7	0.12	0.01	0.12
(1,2538)	1:A:109:LEU:H	1:B:179:ILE:HG21	6	1.45	0.42	1.55
(1,2538)	1:A:109:LEU:H	1:B:179:ILE:HG22	6	1.45	0.42	1.55
(1,2538)	1:A:109:LEU:H	1:B:179:ILE:HG23	6	1.45	0.42	1.55
(1,731)	1:A:136:THR:H	1:A:136:THR:HG21	6	1.31	0.44	1.53
(1,731)	1:A:136:THR:H	1:A:136:THR:HG22	6	1.31	0.44	1.53
(1,731)	1:A:136:THR:H	1:A:136:THR:HG23	6	1.31	0.44	1.53
(1,1762)	1:B:96:ASP:H	1:B:170:ARG:HH11	6	1.23	0.69	1.48
(1,2508)	2:C:22:ARG:H	2:C:23:TYR:H	6	1.18	0.14	1.15
(1,1779)	1:B:104:VAL:H	1:B:104:VAL:HG11	6	1.04	0.01	1.04
(1,1779)	1:B:104:VAL:H	1:B:104:VAL:HG12	6	1.04	0.01	1.04

*Continued on next page...*

Continued from previous page...

Key	Atom-1	Atom-2	Models <sup>1</sup>	Mean (Å)	SD <sup>1</sup> (Å)	Median (Å)
(1,1779)	1:B:104:VAL:H	1:B:104:VAL:HG13	6	1.04	0.01	1.04
(1,1463)	1:B:41:ILE:HG21	1:B:42:ASN:H	6	1.01	0.05	1.02
(1,1463)	1:B:41:ILE:HG22	1:B:42:ASN:H	6	1.01	0.05	1.02
(1,1463)	1:B:41:ILE:HG23	1:B:42:ASN:H	6	1.01	0.05	1.02
(1,78)	1:A:19:GLY:H	1:A:18:VAL:H	6	0.99	0.14	0.94
(1,1608)	1:B:69:GLU:H	1:B:68:VAL:HG11	6	0.99	0.08	1.02
(1,1608)	1:B:69:GLU:H	1:B:68:VAL:HG12	6	0.99	0.08	1.02
(1,1608)	1:B:69:GLU:H	1:B:68:VAL:HG13	6	0.99	0.08	1.02
(1,540)	1:A:104:VAL:HG21	1:A:96:ASP:HB2	6	0.98	0.61	0.8
(1,540)	1:A:104:VAL:HG21	1:A:96:ASP:HB3	6	0.98	0.61	0.8
(1,540)	1:A:104:VAL:HG22	1:A:96:ASP:HB2	6	0.98	0.61	0.8
(1,540)	1:A:104:VAL:HG22	1:A:96:ASP:HB3	6	0.98	0.61	0.8
(1,540)	1:A:104:VAL:HG23	1:A:96:ASP:HB2	6	0.98	0.61	0.8
(1,540)	1:A:104:VAL:HG23	1:A:96:ASP:HB3	6	0.98	0.61	0.8
(1,738)	1:A:137:VAL:H	1:A:137:VAL:HG11	6	0.96	0.13	1.01
(1,738)	1:A:137:VAL:H	1:A:137:VAL:HG12	6	0.96	0.13	1.01
(1,738)	1:A:137:VAL:H	1:A:137:VAL:HG13	6	0.96	0.13	1.01
(1,2613)	2:C:22:ARG:HH11	1:A:65:ASP:H	6	0.85	0.36	0.9
(1,2613)	2:C:22:ARG:HH11	1:B:65:ASP:H	6	0.85	0.36	0.9
(1,2613)	2:C:22:ARG:HH12	1:A:65:ASP:H	6	0.85	0.36	0.9
(1,2613)	2:C:22:ARG:HH12	1:B:65:ASP:H	6	0.85	0.36	0.9
(1,2491)	2:C:3:SER:H	2:C:4:LEU:H	6	0.82	0.38	0.74
(1,219)	1:A:41:ILE:HG21	1:A:42:ASN:H	6	0.81	0.17	0.82
(1,219)	1:A:41:ILE:HG22	1:A:42:ASN:H	6	0.81	0.17	0.82
(1,219)	1:A:41:ILE:HG23	1:A:42:ASN:H	6	0.81	0.17	0.82
(1,1895)	1:B:118:MET:HE1	1:B:159:TYR:HB2	6	0.8	0.39	0.88
(1,1895)	1:B:118:MET:HE1	1:B:159:TYR:HB3	6	0.8	0.39	0.88
(1,1895)	1:B:118:MET:HE2	1:B:159:TYR:HB2	6	0.8	0.39	0.88
(1,1895)	1:B:118:MET:HE2	1:B:159:TYR:HB3	6	0.8	0.39	0.88
(1,1895)	1:B:118:MET:HE3	1:B:159:TYR:HB2	6	0.8	0.39	0.88
(1,1895)	1:B:118:MET:HE3	1:B:159:TYR:HB3	6	0.8	0.39	0.88
(1,2219)	1:B:179:ILE:H	1:B:179:ILE:HG21	6	0.79	0.11	0.8
(1,2219)	1:B:179:ILE:H	1:B:179:ILE:HG22	6	0.79	0.11	0.8
(1,2219)	1:B:179:ILE:H	1:B:179:ILE:HG23	6	0.79	0.11	0.8
(1,307)	1:A:58:LEU:H	1:A:58:LEU:HD11	6	0.74	0.43	0.76
(1,307)	1:A:58:LEU:H	1:A:58:LEU:HD12	6	0.74	0.43	0.76
(1,307)	1:A:58:LEU:H	1:A:58:LEU:HD13	6	0.74	0.43	0.76
(1,2147)	1:B:165:THR:H	1:B:165:THR:HG21	6	0.67	0.21	0.62
(1,2147)	1:B:165:THR:H	1:B:165:THR:HG22	6	0.67	0.21	0.62
(1,2147)	1:B:165:THR:H	1:B:165:THR:HG23	6	0.67	0.21	0.62
(1,1946)	1:B:132:LEU:H	1:B:132:LEU:HG	6	0.66	0.49	0.66
(1,2061)	1:B:155:LEU:H	1:B:155:LEU:HD11	6	0.65	0.44	0.55

Continued on next page...

*Continued from previous page...*

Key	Atom-1	Atom-2	Models <sup>1</sup>	Mean (Å)	SD <sup>1</sup> (Å)	Median (Å)
(1,2061)	1:B:155:LEU:H	1:B:155:LEU:HD12	6	0.65	0.44	0.55
(1,2061)	1:B:155:LEU:H	1:B:155:LEU:HD13	6	0.65	0.44	0.55
(1,1520)	1:B:53:VAL:HG11	1:B:54:ASP:H	6	0.6	0.29	0.64
(1,1520)	1:B:53:VAL:HG12	1:B:54:ASP:H	6	0.6	0.29	0.64
(1,1520)	1:B:53:VAL:HG13	1:B:54:ASP:H	6	0.6	0.29	0.64
(1,2497)	2:C:9:ARG:H	2:C:10:PHE:H	6	0.6	0.42	0.52
(1,1953)	1:B:133:GLN:HB2	1:B:134:LEU:H	6	0.6	0.12	0.57
(1,1736)	1:B:88:ILE:H	1:B:88:ILE:HG21	6	0.59	0.36	0.6
(1,1736)	1:B:88:ILE:H	1:B:88:ILE:HG22	6	0.59	0.36	0.6
(1,1736)	1:B:88:ILE:H	1:B:88:ILE:HG23	6	0.59	0.36	0.6
(1,767)	1:A:148:LEU:H	1:A:148:LEU:HD11	6	0.57	0.23	0.52
(1,767)	1:A:148:LEU:H	1:A:148:LEU:HD12	6	0.57	0.23	0.52
(1,767)	1:A:148:LEU:H	1:A:148:LEU:HD13	6	0.57	0.23	0.52
(1,1725)	1:B:86:GLY:H	1:B:86:GLY:HA3	6	0.54	0.19	0.63
(1,1551)	1:B:58:LEU:H	1:B:58:LEU:HD11	6	0.53	0.26	0.5
(1,1551)	1:B:58:LEU:H	1:B:58:LEU:HD12	6	0.53	0.26	0.5
(1,1551)	1:B:58:LEU:H	1:B:58:LEU:HD13	6	0.53	0.26	0.5
(1,1329)	1:B:21:GLN:H	1:B:21:GLN:HB2	6	0.51	0.25	0.45
(1,2155)	1:B:166:ILE:H	1:B:166:ILE:HD11	6	0.5	0.38	0.26
(1,2155)	1:B:166:ILE:H	1:B:166:ILE:HD12	6	0.5	0.38	0.26
(1,2155)	1:B:166:ILE:H	1:B:166:ILE:HD13	6	0.5	0.38	0.26
(1,1810)	1:B:107:LEU:HD11	1:B:163:ASN:HD21	6	0.5	0.52	0.29
(1,1810)	1:B:107:LEU:HD11	1:B:163:ASN:HD22	6	0.5	0.52	0.29
(1,1810)	1:B:107:LEU:HD12	1:B:163:ASN:HD21	6	0.5	0.52	0.29
(1,1810)	1:B:107:LEU:HD12	1:B:163:ASN:HD22	6	0.5	0.52	0.29
(1,1810)	1:B:107:LEU:HD13	1:B:163:ASN:HD21	6	0.5	0.52	0.29
(1,1810)	1:B:107:LEU:HD13	1:B:163:ASN:HD22	6	0.5	0.52	0.29
(1,715)	1:A:134:LEU:H	1:A:134:LEU:HD11	6	0.5	0.37	0.38
(1,715)	1:A:134:LEU:H	1:A:134:LEU:HD12	6	0.5	0.37	0.38
(1,715)	1:A:134:LEU:H	1:A:134:LEU:HD13	6	0.5	0.37	0.38
(1,1807)	1:B:107:LEU:HD11	1:B:166:ILE:HG21	6	0.49	0.42	0.31
(1,1807)	1:B:107:LEU:HD11	1:B:166:ILE:HG22	6	0.49	0.42	0.31
(1,1807)	1:B:107:LEU:HD11	1:B:166:ILE:HG23	6	0.49	0.42	0.31
(1,1807)	1:B:107:LEU:HD12	1:B:166:ILE:HG21	6	0.49	0.42	0.31
(1,1807)	1:B:107:LEU:HD12	1:B:166:ILE:HG22	6	0.49	0.42	0.31
(1,1807)	1:B:107:LEU:HD12	1:B:166:ILE:HG23	6	0.49	0.42	0.31
(1,1807)	1:B:107:LEU:HD13	1:B:166:ILE:HG21	6	0.49	0.42	0.31
(1,1807)	1:B:107:LEU:HD13	1:B:166:ILE:HG22	6	0.49	0.42	0.31
(1,1807)	1:B:107:LEU:HD13	1:B:166:ILE:HG23	6	0.49	0.42	0.31
(1,1766)	1:B:100:GLY:H	1:B:100:GLY:HA2	6	0.48	0.11	0.52
(1,2474)	1:B:216:LYS:H	1:B:216:LYS:HA	6	0.47	0.24	0.64
(1,29)	1:A:9:THR:H	1:A:9:THR:HB	6	0.45	0.08	0.46

*Continued on next page...*

*Continued from previous page...*

Key	Atom-1	Atom-2	Models <sup>1</sup>	Mean (Å)	SD <sup>1</sup> (Å)	Median (Å)
(1,926)	1:A:169:LEU:H	1:A:169:LEU:HD11	6	0.45	0.28	0.42
(1,926)	1:A:169:LEU:H	1:A:169:LEU:HD12	6	0.45	0.28	0.42
(1,926)	1:A:169:LEU:H	1:A:169:LEU:HD13	6	0.45	0.28	0.42
(1,2456)	1:B:211:VAL:HG21	1:B:170:ARG:HB2	6	0.45	0.37	0.23
(1,2456)	1:B:211:VAL:HG21	1:B:170:ARG:HB3	6	0.45	0.37	0.23
(1,2456)	1:B:211:VAL:HG22	1:B:170:ARG:HB2	6	0.45	0.37	0.23
(1,2456)	1:B:211:VAL:HG22	1:B:170:ARG:HB3	6	0.45	0.37	0.23
(1,2456)	1:B:211:VAL:HG23	1:B:170:ARG:HB2	6	0.45	0.37	0.23
(1,2456)	1:B:211:VAL:HG23	1:B:170:ARG:HB3	6	0.45	0.37	0.23
(1,1597)	1:B:67:GLY:H	1:B:66:LYS:HD2	6	0.43	0.2	0.4
(1,1631)	1:B:71:LEU:HB2	1:B:72:ASP:H	6	0.4	0.25	0.3
(1,1809)	1:B:107:LEU:HD11	1:B:166:ILE:HB	6	0.4	0.21	0.36
(1,1809)	1:B:107:LEU:HD12	1:B:166:ILE:HB	6	0.4	0.21	0.36
(1,1809)	1:B:107:LEU:HD13	1:B:166:ILE:HB	6	0.4	0.21	0.36
(1,1233)	1:A:217:LYS:H	1:A:217:LYS:HA	6	0.39	0.25	0.41
(1,1341)	1:B:24:THR:H	1:B:24:THR:HB	6	0.38	0.05	0.4
(1,772)	1:A:149:GLY:HA3	1:A:150:ASN:H	6	0.38	0.2	0.32
(1,1215)	1:A:211:VAL:HG21	1:A:170:ARG:HG2	6	0.36	0.32	0.23
(1,1215)	1:A:211:VAL:HG21	1:A:170:ARG:HG3	6	0.36	0.32	0.23
(1,1215)	1:A:211:VAL:HG22	1:A:170:ARG:HG2	6	0.36	0.32	0.23
(1,1215)	1:A:211:VAL:HG22	1:A:170:ARG:HG3	6	0.36	0.32	0.23
(1,1215)	1:A:211:VAL:HG23	1:A:170:ARG:HG2	6	0.36	0.32	0.23
(1,1215)	1:A:211:VAL:HG23	1:A:170:ARG:HG3	6	0.36	0.32	0.23
(1,555)	1:A:106:LEU:H	1:A:106:LEU:HG	6	0.35	0.09	0.34
(1,2015)	1:B:149:GLY:H	1:B:149:GLY:HA2	6	0.35	0.18	0.39
(1,856)	1:A:159:TYR:HB3	1:A:158:SER:H	6	0.35	0.11	0.29
(1,2081)	1:B:157:LEU:HD11	1:B:200:TYR:HD1	6	0.34	0.08	0.35
(1,2081)	1:B:157:LEU:HD11	1:B:200:TYR:HD2	6	0.34	0.08	0.35
(1,2081)	1:B:157:LEU:HD12	1:B:200:TYR:HD1	6	0.34	0.08	0.35
(1,2081)	1:B:157:LEU:HD12	1:B:200:TYR:HD2	6	0.34	0.08	0.35
(1,2081)	1:B:157:LEU:HD13	1:B:200:TYR:HD1	6	0.34	0.08	0.35
(1,2081)	1:B:157:LEU:HD13	1:B:200:TYR:HD2	6	0.34	0.08	0.35
(1,2081)	1:B:157:LEU:HD21	1:B:200:TYR:HD1	6	0.34	0.08	0.35
(1,2081)	1:B:157:LEU:HD21	1:B:200:TYR:HD2	6	0.34	0.08	0.35
(1,2081)	1:B:157:LEU:HD22	1:B:200:TYR:HD1	6	0.34	0.08	0.35
(1,2081)	1:B:157:LEU:HD22	1:B:200:TYR:HD2	6	0.34	0.08	0.35
(1,2081)	1:B:157:LEU:HD23	1:B:200:TYR:HD1	6	0.34	0.08	0.35
(1,2081)	1:B:157:LEU:HD23	1:B:200:TYR:HD2	6	0.34	0.08	0.35
(1,563)	1:A:107:LEU:HD11	1:A:166:ILE:HG21	6	0.34	0.21	0.24
(1,563)	1:A:107:LEU:HD11	1:A:166:ILE:HG22	6	0.34	0.21	0.24
(1,563)	1:A:107:LEU:HD11	1:A:166:ILE:HG23	6	0.34	0.21	0.24
(1,563)	1:A:107:LEU:HD12	1:A:166:ILE:HG21	6	0.34	0.21	0.24

*Continued on next page...*

*Continued from previous page...*

Key	Atom-1	Atom-2	Models <sup>1</sup>	Mean (Å)	SD <sup>1</sup> (Å)	Median (Å)
(1,563)	1:A:107:LEU:HD12	1:A:166:ILE:HG22	6	0.34	0.21	0.24
(1,563)	1:A:107:LEU:HD12	1:A:166:ILE:HG23	6	0.34	0.21	0.24
(1,563)	1:A:107:LEU:HD13	1:A:166:ILE:HG21	6	0.34	0.21	0.24
(1,563)	1:A:107:LEU:HD13	1:A:166:ILE:HG22	6	0.34	0.21	0.24
(1,563)	1:A:107:LEU:HD13	1:A:166:ILE:HG23	6	0.34	0.21	0.24
(1,470)	1:A:81:LEU:HB2	1:A:82:GLU:H	6	0.33	0.27	0.17
(1,2336)	1:B:192:SER:H	1:B:192:SER:HB2	6	0.32	0.13	0.3
(1,1254)	1:B:6:GLY:H	1:B:5:PHE:HB3	6	0.31	0.12	0.32
(1,2341)	1:B:193:LYS:H	1:B:193:LYS:HB3	6	0.3	0.12	0.26
(1,967)	1:A:178:SER:H	1:A:178:SER:HB2	6	0.28	0.13	0.26
(1,1990)	1:B:139:ASN:H	1:B:138:LEU:HB2	6	0.27	0.11	0.25
(1,784)	1:A:152:ALA:H	1:A:151:ASN:HB2	6	0.24	0.08	0.2
(1,911)	1:A:166:ILE:H	1:A:166:ILE:HD11	6	0.23	0.07	0.22
(1,911)	1:A:166:ILE:H	1:A:166:ILE:HD12	6	0.23	0.07	0.22
(1,911)	1:A:166:ILE:H	1:A:166:ILE:HD13	6	0.23	0.07	0.22
(1,1596)	1:B:67:GLY:H	1:B:66:LYS:HB2	6	0.21	0.09	0.22
(1,1407)	1:B:34:SER:HB2	1:B:35:LEU:H	6	0.21	0.04	0.21
(1,710)	1:A:134:LEU:H	1:A:135:ASN:H	6	0.2	0.01	0.2
(1,1464)	1:B:42:ASN:H	1:B:43:ASN:H	6	0.19	0.01	0.2
(1,94)	1:A:23:THR:H	1:A:23:THR:HA	6	0.15	0.01	0.15
(1,2072)	1:B:157:LEU:H	1:B:158:SER:H	6	0.15	0.03	0.15
(1,1261)	1:B:7:ASP:H	1:B:7:ASP:HA	6	0.15	0.02	0.15
(1,682)	1:A:124:ILE:H	1:A:124:ILE:HA	6	0.14	0.02	0.14
(1,230)	1:A:43:ASN:H	1:A:43:ASN:HA	6	0.13	0.02	0.14
(1,473)	1:A:82:GLU:H	1:A:82:GLU:HA	6	0.13	0.01	0.14
(1,2030)	1:B:152:ALA:H	1:B:152:ALA:HA	6	0.12	0.01	0.12
(1,1842)	1:B:111:ILE:HG21	1:B:159:TYR:HE1	5	1.21	0.41	1.42
(1,1842)	1:B:111:ILE:HG21	1:B:159:TYR:HE2	5	1.21	0.41	1.42
(1,1842)	1:B:111:ILE:HG22	1:B:159:TYR:HE1	5	1.21	0.41	1.42
(1,1842)	1:B:111:ILE:HG22	1:B:159:TYR:HE2	5	1.21	0.41	1.42
(1,1842)	1:B:111:ILE:HG23	1:B:159:TYR:HE1	5	1.21	0.41	1.42
(1,1842)	1:B:111:ILE:HG23	1:B:159:TYR:HE2	5	1.21	0.41	1.42
(1,598)	1:A:111:ILE:HG21	1:A:159:TYR:HE1	5	1.17	0.4	1.21
(1,598)	1:A:111:ILE:HG21	1:A:159:TYR:HE2	5	1.17	0.4	1.21
(1,598)	1:A:111:ILE:HG22	1:A:159:TYR:HE1	5	1.17	0.4	1.21
(1,598)	1:A:111:ILE:HG22	1:A:159:TYR:HE2	5	1.17	0.4	1.21
(1,598)	1:A:111:ILE:HG23	1:A:159:TYR:HE1	5	1.17	0.4	1.21
(1,598)	1:A:111:ILE:HG23	1:A:159:TYR:HE2	5	1.17	0.4	1.21
(1,2576)	1:B:105:TYR:H	1:A:179:ILE:HD11	5	1.06	0.29	1.05
(1,2576)	1:B:105:TYR:H	1:A:179:ILE:HD12	5	1.06	0.29	1.05
(1,2576)	1:B:105:TYR:H	1:A:179:ILE:HD13	5	1.06	0.29	1.05
(1,236)	1:A:44:ILE:H	1:A:44:ILE:HG21	5	1.01	0.06	1.04

*Continued on next page...*



*Continued from previous page...*

Key	Atom-1	Atom-2	Models <sup>1</sup>	Mean (Å)	SD <sup>1</sup> (Å)	Median (Å)
(1,236)	1:A:44:ILE:H	1:A:44:ILE:HG22	5	1.01	0.06	1.04
(1,236)	1:A:44:ILE:H	1:A:44:ILE:HG23	5	1.01	0.06	1.04
(1,806)	1:A:154:ILE:H	1:A:154:ILE:HG21	5	1.0	0.04	1.01
(1,806)	1:A:154:ILE:H	1:A:154:ILE:HG22	5	1.0	0.04	1.01
(1,806)	1:A:154:ILE:H	1:A:154:ILE:HG23	5	1.0	0.04	1.01
(1,2359)	1:B:198:MET:H	1:B:198:MET:HG2	5	1.0	0.28	1.04
(1,1478)	1:B:44:ILE:H	1:B:44:ILE:HG12	5	1.0	0.02	1.01
(1,805)	1:A:154:ILE:H	1:A:154:ILE:HG12	5	0.99	0.04	1.01
(1,1982)	1:B:137:VAL:H	1:B:137:VAL:HG11	5	0.99	0.08	1.03
(1,1982)	1:B:137:VAL:H	1:B:137:VAL:HG12	5	0.99	0.08	1.03
(1,1982)	1:B:137:VAL:H	1:B:137:VAL:HG13	5	0.99	0.08	1.03
(1,1930)	1:B:124:ILE:H	1:B:124:ILE:HG21	5	0.95	0.1	0.96
(1,1930)	1:B:124:ILE:H	1:B:124:ILE:HG22	5	0.95	0.1	0.96
(1,1930)	1:B:124:ILE:H	1:B:124:ILE:HG23	5	0.95	0.1	0.96
(1,1458)	1:B:41:ILE:H	1:B:41:ILE:HG12	5	0.92	0.06	0.94
(1,1836)	1:B:111:ILE:H	1:B:111:ILE:HG21	5	0.92	0.03	0.93
(1,1836)	1:B:111:ILE:H	1:B:111:ILE:HG22	5	0.92	0.03	0.93
(1,1836)	1:B:111:ILE:H	1:B:111:ILE:HG23	5	0.92	0.03	0.93
(1,1998)	1:B:141:ILE:H	1:B:141:ILE:HG21	5	0.91	0.15	0.98
(1,1998)	1:B:141:ILE:H	1:B:141:ILE:HG22	5	0.91	0.15	0.98
(1,1998)	1:B:141:ILE:H	1:B:141:ILE:HG23	5	0.91	0.15	0.98
(1,1489)	1:B:45:ILE:HG21	1:B:46:SER:H	5	0.91	0.17	0.91
(1,1489)	1:B:45:ILE:HG22	1:B:46:SER:H	5	0.91	0.17	0.91
(1,1489)	1:B:45:ILE:HG23	1:B:46:SER:H	5	0.91	0.17	0.91
(1,2525)	1:A:75:GLU:H	1:B:74:GLU:HG2	5	0.89	0.6	0.88
(1,2525)	1:A:75:GLU:H	1:B:74:GLU:HG3	5	0.89	0.6	0.88
(1,2224)	1:B:179:ILE:HG21	1:B:180:GLY:H	5	0.88	0.02	0.87
(1,2224)	1:B:179:ILE:HG22	1:B:180:GLY:H	5	0.88	0.02	0.87
(1,2224)	1:B:179:ILE:HG23	1:B:180:GLY:H	5	0.88	0.02	0.87
(1,1485)	1:B:45:ILE:H	1:B:45:ILE:HG12	5	0.83	0.26	1.0
(1,2500)	2:C:14:ALA:H	2:C:15:THR:H	5	0.83	0.4	0.69
(1,2314)	1:B:188:LEU:HD11	1:B:198:MET:HG2	5	0.82	0.66	0.64
(1,2314)	1:B:188:LEU:HD11	1:B:198:MET:HG3	5	0.82	0.66	0.64
(1,2314)	1:B:188:LEU:HD12	1:B:198:MET:HG2	5	0.82	0.66	0.64
(1,2314)	1:B:188:LEU:HD12	1:B:198:MET:HG3	5	0.82	0.66	0.64
(1,2314)	1:B:188:LEU:HD13	1:B:198:MET:HG2	5	0.82	0.66	0.64
(1,2314)	1:B:188:LEU:HD13	1:B:198:MET:HG3	5	0.82	0.66	0.64
(1,2598)	2:C:20:SER:H	1:A:68:VAL:HG11	5	0.79	0.62	0.76
(1,2598)	2:C:20:SER:H	1:A:68:VAL:HG12	5	0.79	0.62	0.76
(1,2598)	2:C:20:SER:H	1:A:68:VAL:HG13	5	0.79	0.62	0.76
(1,2598)	2:C:20:SER:H	1:B:68:VAL:HG11	5	0.79	0.62	0.76
(1,2598)	2:C:20:SER:H	1:B:68:VAL:HG12	5	0.79	0.62	0.76

*Continued on next page...*

*Continued from previous page...*

Key	Atom-1	Atom-2	Models <sup>1</sup>	Mean (Å)	SD <sup>1</sup> (Å)	Median (Å)
(1,2598)	2:C:20:SER:H	1:B:68:VAL:HG13	5	0.79	0.62	0.76
(1,2498)	2:C:10:PHE:H	2:C:11:PHE:H	5	0.77	0.28	0.62
(1,26)	1:A:9:THR:H	1:A:8:LYS:HD2	5	0.74	0.23	0.81
(1,1373)	1:B:31:LEU:H	1:B:30:SER:HB2	5	0.72	0.05	0.74
(1,2494)	2:C:6:GLN:H	2:C:7:SER:H	5	0.71	0.41	0.6
(1,1345)	1:B:25:LYS:H	1:B:25:LYS:HG2	5	0.69	0.35	0.52
(1,1787)	1:B:104:VAL:HG11	1:B:167:ASP:H	5	0.69	0.28	0.81
(1,1787)	1:B:104:VAL:HG12	1:B:167:ASP:H	5	0.69	0.28	0.81
(1,1787)	1:B:104:VAL:HG13	1:B:167:ASP:H	5	0.69	0.28	0.81
(1,1270)	1:B:9:THR:H	1:B:8:LYS:HD2	5	0.68	0.31	0.62
(1,490)	1:A:88:ILE:H	1:A:88:ILE:HD11	5	0.67	0.3	0.75
(1,490)	1:A:88:ILE:H	1:A:88:ILE:HD12	5	0.67	0.3	0.75
(1,490)	1:A:88:ILE:H	1:A:88:ILE:HD13	5	0.67	0.3	0.75
(1,2492)	2:C:4:LEU:H	2:C:5:ARG:H	5	0.66	0.3	0.66
(1,1531)	1:B:55:THR:H	1:B:55:THR:HG21	5	0.66	0.15	0.59
(1,1531)	1:B:55:THR:H	1:B:55:THR:HG22	5	0.66	0.15	0.59
(1,1531)	1:B:55:THR:H	1:B:55:THR:HG23	5	0.66	0.15	0.59
(1,1945)	1:B:132:LEU:H	1:B:132:LEU:HD11	5	0.65	0.37	0.5
(1,1945)	1:B:132:LEU:H	1:B:132:LEU:HD12	5	0.65	0.37	0.5
(1,1945)	1:B:132:LEU:H	1:B:132:LEU:HD13	5	0.65	0.37	0.5
(1,1122)	1:A:198:MET:HE1	1:A:190:LYS:HG2	5	0.65	0.25	0.48
(1,1122)	1:A:198:MET:HE1	1:A:190:LYS:HG3	5	0.65	0.25	0.48
(1,1122)	1:A:198:MET:HE2	1:A:190:LYS:HG2	5	0.65	0.25	0.48
(1,1122)	1:A:198:MET:HE2	1:A:190:LYS:HG3	5	0.65	0.25	0.48
(1,1122)	1:A:198:MET:HE3	1:A:190:LYS:HG2	5	0.65	0.25	0.48
(1,1122)	1:A:198:MET:HE3	1:A:190:LYS:HG3	5	0.65	0.25	0.48
(1,185)	1:A:37:PHE:H	1:A:37:PHE:HD1	5	0.63	0.39	0.39
(1,185)	1:A:37:PHE:H	1:A:37:PHE:HD2	5	0.63	0.39	0.39
(1,774)	1:A:150:ASN:H	1:A:150:ASN:HD21	5	0.62	0.16	0.62
(1,353)	1:A:67:GLY:H	1:A:66:LYS:HD2	5	0.62	0.16	0.62
(1,1727)	1:B:86:GLY:HA3	1:B:87:LEU:H	5	0.55	0.17	0.5
(1,2459)	1:B:211:VAL:HG21	1:B:170:ARG:HG2	5	0.53	0.24	0.45
(1,2459)	1:B:211:VAL:HG21	1:B:170:ARG:HG3	5	0.53	0.24	0.45
(1,2459)	1:B:211:VAL:HG22	1:B:170:ARG:HG2	5	0.53	0.24	0.45
(1,2459)	1:B:211:VAL:HG22	1:B:170:ARG:HG3	5	0.53	0.24	0.45
(1,2459)	1:B:211:VAL:HG23	1:B:170:ARG:HG2	5	0.53	0.24	0.45
(1,2459)	1:B:211:VAL:HG23	1:B:170:ARG:HG3	5	0.53	0.24	0.45
(1,1163)	1:A:204:MET:HE1	1:A:160:ASN:HB2	5	0.53	0.34	0.46
(1,1163)	1:A:204:MET:HE1	1:A:160:ASN:HB3	5	0.53	0.34	0.46
(1,1163)	1:A:204:MET:HE2	1:A:160:ASN:HB2	5	0.53	0.34	0.46
(1,1163)	1:A:204:MET:HE2	1:A:160:ASN:HB3	5	0.53	0.34	0.46
(1,1163)	1:A:204:MET:HE3	1:A:160:ASN:HB2	5	0.53	0.34	0.46

*Continued on next page...*



*Continued from previous page...*

Key	Atom-1	Atom-2	Models <sup>1</sup>	Mean (Å)	SD <sup>1</sup> (Å)	Median (Å)
(1,1163)	1:A:204:MET:HE3	1:A:160:ASN:HB3	5	0.53	0.34	0.46
(1,2516)	1:A:70:TYR:H	1:B:71:LEU:HG	5	0.52	0.36	0.33
(1,1587)	1:B:66:LYS:H	1:B:66:LYS:HG2	5	0.52	0.28	0.59
(1,67)	1:A:15:ASN:HB2	1:A:16:ALA:H	5	0.5	0.18	0.56
(1,651)	1:A:118:MET:HE1	1:A:159:TYR:HB2	5	0.5	0.27	0.54
(1,651)	1:A:118:MET:HE1	1:A:159:TYR:HB3	5	0.5	0.27	0.54
(1,651)	1:A:118:MET:HE2	1:A:159:TYR:HB2	5	0.5	0.27	0.54
(1,651)	1:A:118:MET:HE2	1:A:159:TYR:HB3	5	0.5	0.27	0.54
(1,651)	1:A:118:MET:HE3	1:A:159:TYR:HB2	5	0.5	0.27	0.54
(1,651)	1:A:118:MET:HE3	1:A:159:TYR:HB3	5	0.5	0.27	0.54
(1,492)	1:A:88:ILE:H	1:A:88:ILE:HG21	5	0.45	0.29	0.28
(1,492)	1:A:88:ILE:H	1:A:88:ILE:HG22	5	0.45	0.29	0.28
(1,492)	1:A:88:ILE:H	1:A:88:ILE:HG23	5	0.45	0.29	0.28
(1,857)	1:A:159:TYR:H	1:A:159:TYR:HB3	5	0.45	0.09	0.46
(1,1230)	1:A:216:LYS:H	1:A:216:LYS:HA	5	0.44	0.24	0.64
(1,474)	1:A:82:GLU:HB2	1:A:83:GLY:H	5	0.41	0.15	0.35
(1,323)	1:A:64:LEU:H	1:A:63:GLY:HA2	5	0.41	0.22	0.4
(1,2307)	1:B:188:LEU:HD21	1:B:189:PHE:H	5	0.4	0.2	0.39
(1,2307)	1:B:188:LEU:HD22	1:B:189:PHE:H	5	0.4	0.2	0.39
(1,2307)	1:B:188:LEU:HD23	1:B:189:PHE:H	5	0.4	0.2	0.39
(1,124)	1:A:29:LEU:HB2	1:A:30:SER:H	5	0.37	0.1	0.36
(1,1090)	1:A:191:SER:H	1:A:191:SER:HB2	5	0.37	0.26	0.21
(1,276)	1:A:53:VAL:HG11	1:A:54:ASP:H	5	0.36	0.15	0.35
(1,276)	1:A:53:VAL:HG12	1:A:54:ASP:H	5	0.36	0.15	0.35
(1,276)	1:A:53:VAL:HG13	1:A:54:ASP:H	5	0.36	0.15	0.35
(1,2267)	1:B:184:LEU:HD11	1:B:205:VAL:HG21	5	0.35	0.16	0.31
(1,2267)	1:B:184:LEU:HD11	1:B:205:VAL:HG22	5	0.35	0.16	0.31
(1,2267)	1:B:184:LEU:HD11	1:B:205:VAL:HG23	5	0.35	0.16	0.31
(1,2267)	1:B:184:LEU:HD12	1:B:205:VAL:HG21	5	0.35	0.16	0.31
(1,2267)	1:B:184:LEU:HD12	1:B:205:VAL:HG22	5	0.35	0.16	0.31
(1,2267)	1:B:184:LEU:HD12	1:B:205:VAL:HG23	5	0.35	0.16	0.31
(1,2267)	1:B:184:LEU:HD13	1:B:205:VAL:HG21	5	0.35	0.16	0.31
(1,2267)	1:B:184:LEU:HD13	1:B:205:VAL:HG22	5	0.35	0.16	0.31
(1,2267)	1:B:184:LEU:HD13	1:B:205:VAL:HG23	5	0.35	0.16	0.31
(1,2267)	1:B:184:LEU:HD21	1:B:205:VAL:HG21	5	0.35	0.16	0.31
(1,2267)	1:B:184:LEU:HD21	1:B:205:VAL:HG22	5	0.35	0.16	0.31
(1,2267)	1:B:184:LEU:HD21	1:B:205:VAL:HG23	5	0.35	0.16	0.31
(1,2267)	1:B:184:LEU:HD22	1:B:205:VAL:HG21	5	0.35	0.16	0.31
(1,2267)	1:B:184:LEU:HD22	1:B:205:VAL:HG22	5	0.35	0.16	0.31
(1,2267)	1:B:184:LEU:HD22	1:B:205:VAL:HG23	5	0.35	0.16	0.31
(1,2267)	1:B:184:LEU:HD23	1:B:205:VAL:HG21	5	0.35	0.16	0.31
(1,2267)	1:B:184:LEU:HD23	1:B:205:VAL:HG22	5	0.35	0.16	0.31

*Continued on next page...*

*Continued from previous page...*

Key	Atom-1	Atom-2	Models <sup>1</sup>	Mean (Å)	SD <sup>1</sup> (Å)	Median (Å)
(1,2267)	1:B:184:LEU:HD23	1:B:205:VAL:HG23	5	0.35	0.16	0.31
(1,1165)	1:A:204:MET:HE1	1:A:156:ALA:HB1	5	0.35	0.15	0.32
(1,1165)	1:A:204:MET:HE1	1:A:156:ALA:HB2	5	0.35	0.15	0.32
(1,1165)	1:A:204:MET:HE1	1:A:156:ALA:HB3	5	0.35	0.15	0.32
(1,1165)	1:A:204:MET:HE2	1:A:156:ALA:HB1	5	0.35	0.15	0.32
(1,1165)	1:A:204:MET:HE2	1:A:156:ALA:HB2	5	0.35	0.15	0.32
(1,1165)	1:A:204:MET:HE2	1:A:156:ALA:HB3	5	0.35	0.15	0.32
(1,1165)	1:A:204:MET:HE3	1:A:156:ALA:HB1	5	0.35	0.15	0.32
(1,1165)	1:A:204:MET:HE3	1:A:156:ALA:HB2	5	0.35	0.15	0.32
(1,1165)	1:A:204:MET:HE3	1:A:156:ALA:HB3	5	0.35	0.15	0.32
(1,766)	1:A:147:PHE:H	1:A:147:PHE:HA	5	0.34	0.25	0.15
(1,1034)	1:A:185:THR:H	1:A:185:THR:HB	5	0.34	0.13	0.33
(1,837)	1:A:157:LEU:HD11	1:A:200:TYR:HD1	5	0.33	0.18	0.27
(1,837)	1:A:157:LEU:HD11	1:A:200:TYR:HD2	5	0.33	0.18	0.27
(1,837)	1:A:157:LEU:HD12	1:A:200:TYR:HD1	5	0.33	0.18	0.27
(1,837)	1:A:157:LEU:HD12	1:A:200:TYR:HD2	5	0.33	0.18	0.27
(1,837)	1:A:157:LEU:HD13	1:A:200:TYR:HD1	5	0.33	0.18	0.27
(1,837)	1:A:157:LEU:HD13	1:A:200:TYR:HD2	5	0.33	0.18	0.27
(1,837)	1:A:157:LEU:HD21	1:A:200:TYR:HD1	5	0.33	0.18	0.27
(1,837)	1:A:157:LEU:HD21	1:A:200:TYR:HD2	5	0.33	0.18	0.27
(1,837)	1:A:157:LEU:HD22	1:A:200:TYR:HD1	5	0.33	0.18	0.27
(1,837)	1:A:157:LEU:HD22	1:A:200:TYR:HD2	5	0.33	0.18	0.27
(1,837)	1:A:157:LEU:HD23	1:A:200:TYR:HD1	5	0.33	0.18	0.27
(1,837)	1:A:157:LEU:HD23	1:A:200:TYR:HD2	5	0.33	0.18	0.27
(1,97)	1:A:24:THR:H	1:A:24:THR:HB	5	0.32	0.1	0.3
(1,10)	1:A:6:GLY:H	1:A:5:PHE:HB3	5	0.31	0.14	0.42
(1,1494)	1:B:46:SER:HA	1:B:47:GLY:H	5	0.31	0.12	0.26
(1,1294)	1:B:13:ASP:HB2	1:B:14:ALA:H	5	0.31	0.18	0.23
(1,2070)	1:B:156:ALA:HB1	1:B:118:MET:HG2	5	0.3	0.18	0.23
(1,2070)	1:B:156:ALA:HB1	1:B:118:MET:HG3	5	0.3	0.18	0.23
(1,2070)	1:B:156:ALA:HB2	1:B:118:MET:HG2	5	0.3	0.18	0.23
(1,2070)	1:B:156:ALA:HB2	1:B:118:MET:HG3	5	0.3	0.18	0.23
(1,2070)	1:B:156:ALA:HB3	1:B:118:MET:HG2	5	0.3	0.18	0.23
(1,2070)	1:B:156:ALA:HB3	1:B:118:MET:HG3	5	0.3	0.18	0.23
(1,642)	1:A:118:MET:H	1:A:118:MET:HE1	5	0.27	0.14	0.2
(1,642)	1:A:118:MET:H	1:A:118:MET:HE2	5	0.27	0.14	0.2
(1,642)	1:A:118:MET:H	1:A:118:MET:HE3	5	0.27	0.14	0.2
(1,1840)	1:B:111:ILE:HD11	1:B:163:ASN:HB2	5	0.27	0.06	0.29
(1,1840)	1:B:111:ILE:HD11	1:B:163:ASN:HB3	5	0.27	0.06	0.29
(1,1840)	1:B:111:ILE:HD12	1:B:163:ASN:HB2	5	0.27	0.06	0.29
(1,1840)	1:B:111:ILE:HD12	1:B:163:ASN:HB3	5	0.27	0.06	0.29
(1,1840)	1:B:111:ILE:HD13	1:B:163:ASN:HB2	5	0.27	0.06	0.29

*Continued on next page...*

*Continued from previous page...*

Key	Atom-1	Atom-2	Models <sup>1</sup>	Mean (Å)	SD <sup>1</sup> (Å)	Median (Å)
(1,1840)	1:B:111:ILE:HD13	1:B:163:ASN:HB3	5	0.27	0.06	0.29
(1,258)	1:A:50:GLY:H	1:A:49:GLY:HA2	5	0.27	0.03	0.26
(1,1755)	1:B:95:ASP:H	1:B:172:LYS:HE2	5	0.27	0.11	0.27
(1,1755)	1:B:95:ASP:H	1:B:172:LYS:HE3	5	0.27	0.11	0.27
(1,1560)	1:B:63:GLY:H	1:B:62:ALA:HB1	5	0.24	0.08	0.27
(1,1560)	1:B:63:GLY:H	1:B:62:ALA:HB2	5	0.24	0.08	0.27
(1,1560)	1:B:63:GLY:H	1:B:62:ALA:HB3	5	0.24	0.08	0.27
(1,50)	1:A:13:ASP:HB2	1:A:14:ALA:H	5	0.24	0.12	0.18
(1,506)	1:A:94:THR:HA	1:A:95:ASP:H	5	0.18	0.05	0.21
(1,1768)	1:B:103:ALA:H	1:B:104:VAL:H	5	0.17	0.03	0.17
(1,1346)	1:B:25:LYS:H	1:B:25:LYS:HA	5	0.16	0.01	0.16
(1,290)	1:A:55:THR:H	1:A:56:ALA:H	5	0.16	0.03	0.17
(1,1534)	1:B:55:THR:H	1:B:56:ALA:H	5	0.16	0.03	0.16
(1,1426)	1:B:37:PHE:H	1:B:36:GLY:HA2	5	0.16	0.03	0.15
(1,1962)	1:B:135:ASN:H	1:B:136:THR:H	5	0.15	0.03	0.15
(1,224)	1:A:42:ASN:H	1:A:42:ASN:HA	5	0.15	0.01	0.15
(1,1484)	1:B:45:ILE:H	1:B:45:ILE:HA	5	0.15	0.02	0.16
(1,400)	1:A:74:GLU:H	1:A:75:GLU:H	5	0.15	0.02	0.16
(1,1338)	1:B:23:THR:H	1:B:23:THR:HA	5	0.15	0.01	0.15
(1,498)	1:A:90:SER:H	1:A:90:SER:HA	5	0.15	0.02	0.15
(1,609)	1:A:114:PHE:H	1:A:114:PHE:HA	5	0.15	0.01	0.14
(1,708)	1:A:133:GLN:H	1:A:133:GLN:HA	5	0.15	0.02	0.15
(1,324)	1:A:64:LEU:H	1:A:64:LEU:HA	5	0.15	0.01	0.14
(1,1286)	1:B:12:ASP:H	1:B:12:ASP:HA	5	0.15	0.01	0.15
(1,476)	1:A:83:GLY:H	1:A:83:GLY:HA2	5	0.14	0.01	0.15
(1,17)	1:A:7:ASP:H	1:A:7:ASP:HA	5	0.14	0.02	0.15
(1,1251)	1:B:5:PHE:HA	1:B:5:PHE:H	5	0.14	0.01	0.15
(1,2485)	1:B:220:LEU:H	1:B:220:LEU:HA	5	0.14	0.02	0.15
(1,1242)	1:A:221:GLU:H	1:A:221:GLU:HA	5	0.14	0.02	0.13
(1,714)	1:A:134:LEU:H	1:A:134:LEU:HA	5	0.13	0.01	0.14
(1,1396)	1:B:33:GLN:H	1:B:33:GLN:HA	5	0.13	0.03	0.13
(1,1427)	1:B:37:PHE:H	1:B:37:PHE:HA	5	0.13	0.03	0.12
(1,486)	1:A:87:LEU:H	1:A:87:LEU:HA	5	0.13	0.02	0.13
(1,407)	1:A:74:GLU:H	1:A:74:GLU:HA	5	0.13	0.02	0.12
(1,437)	1:A:78:LEU:H	1:A:78:LEU:HA	5	0.13	0.01	0.13
(1,1330)	1:B:21:GLN:HB3	1:B:22:ASP:H	4	1.28	0.14	1.23
(1,2052)	1:B:154:ILE:HD11	1:B:200:TYR:HE1	4	1.26	0.93	1.1
(1,2052)	1:B:154:ILE:HD11	1:B:200:TYR:HE2	4	1.26	0.93	1.1
(1,2052)	1:B:154:ILE:HD12	1:B:200:TYR:HE1	4	1.26	0.93	1.1
(1,2052)	1:B:154:ILE:HD12	1:B:200:TYR:HE2	4	1.26	0.93	1.1
(1,2052)	1:B:154:ILE:HD13	1:B:200:TYR:HE1	4	1.26	0.93	1.1
(1,2052)	1:B:154:ILE:HD13	1:B:200:TYR:HE2	4	1.26	0.93	1.1

*Continued on next page...*

*Continued from previous page...*

Key	Atom-1	Atom-2	Models <sup>1</sup>	Mean (Å)	SD <sup>1</sup> (Å)	Median (Å)
(1,2510)	2:C:24:LEU:H	2:C:25:LEU:H	4	1.12	0.41	1.31
(1,1123)	1:A:198:MET:HE1	1:A:190:LYS:HB2	4	1.12	0.56	0.93
(1,1123)	1:A:198:MET:HE1	1:A:190:LYS:HB3	4	1.12	0.56	0.93
(1,1123)	1:A:198:MET:HE2	1:A:190:LYS:HB2	4	1.12	0.56	0.93
(1,1123)	1:A:198:MET:HE2	1:A:190:LYS:HB3	4	1.12	0.56	0.93
(1,1123)	1:A:198:MET:HE3	1:A:190:LYS:HB2	4	1.12	0.56	0.93
(1,1123)	1:A:198:MET:HE3	1:A:190:LYS:HB3	4	1.12	0.56	0.93
(1,99)	1:A:24:THR:HG21	1:A:25:LYS:H	4	1.11	0.55	1.37
(1,99)	1:A:24:THR:HG22	1:A:25:LYS:H	4	1.11	0.55	1.37
(1,99)	1:A:24:THR:HG23	1:A:25:LYS:H	4	1.11	0.55	1.37
(1,2501)	2:C:15:THR:H	2:C:16:ARG:H	4	1.1	0.41	1.22
(1,1167)	1:A:204:MET:HE1	1:A:157:LEU:HG	4	1.04	0.3	1.1
(1,1167)	1:A:204:MET:HE2	1:A:157:LEU:HG	4	1.04	0.3	1.1
(1,1167)	1:A:204:MET:HE3	1:A:157:LEU:HG	4	1.04	0.3	1.1
(1,1235)	1:A:218:ARG:H	1:A:218:ARG:HG2	4	0.9	0.17	0.92
(1,1115)	1:A:198:MET:H	1:A:198:MET:HG2	4	0.88	0.29	0.84
(1,2285)	1:B:186:GLY:H	1:B:185:THR:HG1	4	0.87	0.29	0.88
(1,39)	1:A:11:THR:HG21	1:A:12:ASP:H	4	0.86	0.67	0.88
(1,39)	1:A:11:THR:HG22	1:A:12:ASP:H	4	0.86	0.67	0.88
(1,39)	1:A:11:THR:HG23	1:A:12:ASP:H	4	0.86	0.67	0.88
(1,1473)	1:B:43:ASN:H	1:B:43:ASN:HD21	4	0.85	0.26	0.84
(1,234)	1:A:44:ILE:H	1:A:44:ILE:HG12	4	0.83	0.35	1.03
(1,1943)	1:B:131:LYS:H	1:B:131:LYS:HG2	4	0.83	0.22	0.84
(1,1073)	1:A:188:LEU:HD21	1:A:196:LYS:HG2	4	0.81	0.45	0.83
(1,1073)	1:A:188:LEU:HD21	1:A:196:LYS:HG3	4	0.81	0.45	0.83
(1,1073)	1:A:188:LEU:HD22	1:A:196:LYS:HG2	4	0.81	0.45	0.83
(1,1073)	1:A:188:LEU:HD22	1:A:196:LYS:HG3	4	0.81	0.45	0.83
(1,1073)	1:A:188:LEU:HD23	1:A:196:LYS:HG2	4	0.81	0.45	0.83
(1,1073)	1:A:188:LEU:HD23	1:A:196:LYS:HG3	4	0.81	0.45	0.83
(1,84)	1:A:21:GLN:H	1:A:21:GLN:HG2	4	0.79	0.48	0.82
(1,1352)	1:B:27:LYS:H	1:B:27:LYS:HG2	4	0.78	0.21	0.84
(1,840)	1:A:157:LEU:HD11	1:A:204:MET:HB2	4	0.78	0.16	0.73
(1,840)	1:A:157:LEU:HD11	1:A:204:MET:HB3	4	0.78	0.16	0.73
(1,840)	1:A:157:LEU:HD12	1:A:204:MET:HB2	4	0.78	0.16	0.73
(1,840)	1:A:157:LEU:HD12	1:A:204:MET:HB3	4	0.78	0.16	0.73
(1,840)	1:A:157:LEU:HD13	1:A:204:MET:HB2	4	0.78	0.16	0.73
(1,840)	1:A:157:LEU:HD13	1:A:204:MET:HB3	4	0.78	0.16	0.73
(1,840)	1:A:157:LEU:HD21	1:A:204:MET:HB2	4	0.78	0.16	0.73
(1,840)	1:A:157:LEU:HD21	1:A:204:MET:HB3	4	0.78	0.16	0.73
(1,840)	1:A:157:LEU:HD22	1:A:204:MET:HB2	4	0.78	0.16	0.73
(1,840)	1:A:157:LEU:HD22	1:A:204:MET:HB3	4	0.78	0.16	0.73
(1,840)	1:A:157:LEU:HD23	1:A:204:MET:HB2	4	0.78	0.16	0.73

*Continued on next page...*

Continued from previous page...

Key	Atom-1	Atom-2	Models <sup>1</sup>	Mean (Å)	SD <sup>1</sup> (Å)	Median (Å)
(1,840)	1:A:157:LEU:HD23	1:A:204:MET:HB3	4	0.78	0.16	0.73
(1,2490)	2:C:2:LEU:H	2:C:3:SER:H	4	0.76	0.33	0.66
(1,2080)	1:B:157:LEU:HD11	1:B:200:TYR:HE1	4	0.75	0.41	0.58
(1,2080)	1:B:157:LEU:HD11	1:B:200:TYR:HE2	4	0.75	0.41	0.58
(1,2080)	1:B:157:LEU:HD12	1:B:200:TYR:HE1	4	0.75	0.41	0.58
(1,2080)	1:B:157:LEU:HD12	1:B:200:TYR:HE2	4	0.75	0.41	0.58
(1,2080)	1:B:157:LEU:HD13	1:B:200:TYR:HE1	4	0.75	0.41	0.58
(1,2080)	1:B:157:LEU:HD13	1:B:200:TYR:HE2	4	0.75	0.41	0.58
(1,2080)	1:B:157:LEU:HD21	1:B:200:TYR:HE1	4	0.75	0.41	0.58
(1,2080)	1:B:157:LEU:HD21	1:B:200:TYR:HE2	4	0.75	0.41	0.58
(1,2080)	1:B:157:LEU:HD22	1:B:200:TYR:HE1	4	0.75	0.41	0.58
(1,2080)	1:B:157:LEU:HD22	1:B:200:TYR:HE2	4	0.75	0.41	0.58
(1,2080)	1:B:157:LEU:HD23	1:B:200:TYR:HE1	4	0.75	0.41	0.58
(1,2080)	1:B:157:LEU:HD23	1:B:200:TYR:HE2	4	0.75	0.41	0.58
(1,2499)	2:C:11:PHE:H	2:C:12:LYS:H	4	0.73	0.36	0.68
(1,2175)	1:B:170:ARG:H	1:B:170:ARG:HG2	4	0.72	0.34	0.66
(1,2338)	1:B:192:SER:HB2	1:B:193:LYS:H	4	0.72	0.46	0.6
(1,1359)	1:B:28:GLU:H	1:B:28:GLU:HG2	4	0.71	0.31	0.8
(1,273)	1:A:53:VAL:H	1:A:53:VAL:HG11	4	0.69	0.36	0.78
(1,273)	1:A:53:VAL:H	1:A:53:VAL:HG12	4	0.69	0.36	0.78
(1,273)	1:A:53:VAL:H	1:A:53:VAL:HG13	4	0.69	0.36	0.78
(1,978)	1:A:179:ILE:H	1:A:179:ILE:HG13	4	0.68	0.22	0.64
(1,678)	1:A:121:LEU:HD21	1:A:152:ALA:HB1	4	0.68	0.14	0.74
(1,678)	1:A:121:LEU:HD21	1:A:152:ALA:HB2	4	0.68	0.14	0.74
(1,678)	1:A:121:LEU:HD21	1:A:152:ALA:HB3	4	0.68	0.14	0.74
(1,678)	1:A:121:LEU:HD22	1:A:152:ALA:HB1	4	0.68	0.14	0.74
(1,678)	1:A:121:LEU:HD22	1:A:152:ALA:HB2	4	0.68	0.14	0.74
(1,678)	1:A:121:LEU:HD22	1:A:152:ALA:HB3	4	0.68	0.14	0.74
(1,678)	1:A:121:LEU:HD23	1:A:152:ALA:HB1	4	0.68	0.14	0.74
(1,678)	1:A:121:LEU:HD23	1:A:152:ALA:HB2	4	0.68	0.14	0.74
(1,678)	1:A:121:LEU:HD23	1:A:152:ALA:HB3	4	0.68	0.14	0.74
(1,214)	1:A:41:ILE:H	1:A:41:ILE:HG12	4	0.68	0.35	0.68
(1,2495)	2:C:7:SER:H	2:C:8:ILE:H	4	0.65	0.23	0.62
(1,699)	1:A:131:LYS:H	1:A:131:LYS:HG2	4	0.64	0.45	0.64
(2,90)	1:A:152:ALA:H	1:B:179:ILE:H	4	0.62	0.18	0.61
(1,2458)	1:B:211:VAL:HG21	1:B:170:ARG:HD2	4	0.61	0.38	0.48
(1,2458)	1:B:211:VAL:HG21	1:B:170:ARG:HD3	4	0.61	0.38	0.48
(1,2458)	1:B:211:VAL:HG22	1:B:170:ARG:HD2	4	0.61	0.38	0.48
(1,2458)	1:B:211:VAL:HG22	1:B:170:ARG:HD3	4	0.61	0.38	0.48
(1,2458)	1:B:211:VAL:HG23	1:B:170:ARG:HD2	4	0.61	0.38	0.48
(1,2458)	1:B:211:VAL:HG23	1:B:170:ARG:HD3	4	0.61	0.38	0.48
(1,1409)	1:B:35:LEU:HD11	1:B:35:LEU:H	4	0.6	0.22	0.69

Continued on next page...



*Continued from previous page...*

Key	Atom-1	Atom-2	Models <sup>1</sup>	Mean (Å)	SD <sup>1</sup> (Å)	Median (Å)
(1,1409)	1:B:35:LEU:HD12	1:B:35:LEU:H	4	0.6	0.22	0.69
(1,1409)	1:B:35:LEU:HD13	1:B:35:LEU:H	4	0.6	0.22	0.69
(1,1508)	1:B:51:MET:HB2	1:B:52:HIS:H	4	0.6	0.34	0.57
(1,206)	1:A:40:ASN:HB2	1:A:41:ILE:H	4	0.59	0.09	0.57
(1,1751)	1:B:94:THR:HG21	1:B:105:TYR:HB2	4	0.58	0.51	0.35
(1,1751)	1:B:94:THR:HG21	1:B:105:TYR:HB3	4	0.58	0.51	0.35
(1,1751)	1:B:94:THR:HG22	1:B:105:TYR:HB2	4	0.58	0.51	0.35
(1,1751)	1:B:94:THR:HG22	1:B:105:TYR:HB3	4	0.58	0.51	0.35
(1,1751)	1:B:94:THR:HG23	1:B:105:TYR:HB2	4	0.58	0.51	0.35
(1,1751)	1:B:94:THR:HG23	1:B:105:TYR:HB3	4	0.58	0.51	0.35
(2,97)	1:A:152:ALA:H	1:B:186:GLY:H	4	0.57	0.19	0.54
(1,565)	1:A:107:LEU:HD11	1:A:166:ILE:HB	4	0.55	0.4	0.36
(1,565)	1:A:107:LEU:HD12	1:A:166:ILE:HB	4	0.55	0.4	0.36
(1,565)	1:A:107:LEU:HD13	1:A:166:ILE:HB	4	0.55	0.4	0.36
(1,1432)	1:B:37:PHE:HD1	1:B:38:GLU:H	4	0.5	0.26	0.47
(1,1432)	1:B:37:PHE:HD2	1:B:38:GLU:H	4	0.5	0.26	0.47
(1,1510)	1:B:51:MET:H	1:B:52:HIS:H	4	0.5	0.08	0.5
(2,93)	1:A:152:ALA:H	1:B:182:GLY:H	4	0.5	0.13	0.52
(1,108)	1:A:27:LYS:H	1:A:27:LYS:HG2	4	0.5	0.21	0.51
(1,676)	1:A:121:LEU:HD11	1:A:152:ALA:HB1	4	0.48	0.21	0.46
(1,676)	1:A:121:LEU:HD11	1:A:152:ALA:HB2	4	0.48	0.21	0.46
(1,676)	1:A:121:LEU:HD11	1:A:152:ALA:HB3	4	0.48	0.21	0.46
(1,676)	1:A:121:LEU:HD12	1:A:152:ALA:HB1	4	0.48	0.21	0.46
(1,676)	1:A:121:LEU:HD12	1:A:152:ALA:HB2	4	0.48	0.21	0.46
(1,676)	1:A:121:LEU:HD12	1:A:152:ALA:HB3	4	0.48	0.21	0.46
(1,676)	1:A:121:LEU:HD13	1:A:152:ALA:HB1	4	0.48	0.21	0.46
(1,676)	1:A:121:LEU:HD13	1:A:152:ALA:HB2	4	0.48	0.21	0.46
(1,676)	1:A:121:LEU:HD13	1:A:152:ALA:HB3	4	0.48	0.21	0.46
(1,819)	1:A:155:LEU:HD21	1:A:121:LEU:HD11	4	0.45	0.2	0.48
(1,819)	1:A:155:LEU:HD21	1:A:121:LEU:HD12	4	0.45	0.2	0.48
(1,819)	1:A:155:LEU:HD21	1:A:121:LEU:HD13	4	0.45	0.2	0.48
(1,819)	1:A:155:LEU:HD22	1:A:121:LEU:HD11	4	0.45	0.2	0.48
(1,819)	1:A:155:LEU:HD22	1:A:121:LEU:HD12	4	0.45	0.2	0.48
(1,819)	1:A:155:LEU:HD22	1:A:121:LEU:HD13	4	0.45	0.2	0.48
(1,819)	1:A:155:LEU:HD23	1:A:121:LEU:HD11	4	0.45	0.2	0.48
(1,819)	1:A:155:LEU:HD23	1:A:121:LEU:HD12	4	0.45	0.2	0.48
(1,819)	1:A:155:LEU:HD23	1:A:121:LEU:HD13	4	0.45	0.2	0.48
(1,2311)	1:B:188:LEU:HD21	1:B:190:LYS:H	4	0.42	0.22	0.42
(1,2311)	1:B:188:LEU:HD22	1:B:190:LYS:H	4	0.42	0.22	0.42
(1,2311)	1:B:188:LEU:HD23	1:B:190:LYS:H	4	0.42	0.22	0.42
(1,567)	1:A:107:LEU:HD11	1:A:166:ILE:H	4	0.42	0.42	0.2
(1,567)	1:A:107:LEU:HD12	1:A:166:ILE:H	4	0.42	0.42	0.2

*Continued on next page...*

Continued from previous page...

Key	Atom-1	Atom-2	Models <sup>1</sup>	Mean (Å)	SD <sup>1</sup> (Å)	Median (Å)
(1,567)	1:A:107:LEU:HD13	1:A:166:ILE:H	4	0.42	0.42	0.2
(1,2366)	1:B:198:MET:HE1	1:B:190:LYS:HG2	4	0.42	0.28	0.34
(1,2366)	1:B:198:MET:HE1	1:B:190:LYS:HG3	4	0.42	0.28	0.34
(1,2366)	1:B:198:MET:HE2	1:B:190:LYS:HG2	4	0.42	0.28	0.34
(1,2366)	1:B:198:MET:HE2	1:B:190:LYS:HG3	4	0.42	0.28	0.34
(1,2366)	1:B:198:MET:HE3	1:B:190:LYS:HG2	4	0.42	0.28	0.34
(1,2366)	1:B:198:MET:HE3	1:B:190:LYS:HG3	4	0.42	0.28	0.34
(2,94)	1:A:152:ALA:H	1:B:183:ALA:H	4	0.42	0.19	0.38
(1,129)	1:A:31:LEU:H	1:A:30:SER:HB2	4	0.4	0.14	0.44
(1,826)	1:A:156:ALA:HB1	1:A:118:MET:HG2	4	0.4	0.1	0.38
(1,826)	1:A:156:ALA:HB1	1:A:118:MET:HG3	4	0.4	0.1	0.38
(1,826)	1:A:156:ALA:HB2	1:A:118:MET:HG2	4	0.4	0.1	0.38
(1,826)	1:A:156:ALA:HB2	1:A:118:MET:HG3	4	0.4	0.1	0.38
(1,826)	1:A:156:ALA:HB3	1:A:118:MET:HG2	4	0.4	0.1	0.38
(1,826)	1:A:156:ALA:HB3	1:A:118:MET:HG3	4	0.4	0.1	0.38
(1,2170)	1:B:169:LEU:H	1:B:169:LEU:HD11	4	0.39	0.28	0.31
(1,2170)	1:B:169:LEU:H	1:B:169:LEU:HD12	4	0.39	0.28	0.31
(1,2170)	1:B:169:LEU:H	1:B:169:LEU:HD13	4	0.39	0.28	0.31
(1,281)	1:A:54:ASP:H	1:A:54:ASP:HA	4	0.38	0.26	0.38
(1,746)	1:A:139:ASN:H	1:A:138:LEU:HB2	4	0.37	0.11	0.42
(2,56)	1:A:115:SER:H	1:B:153:GLY:H	4	0.36	0.17	0.34
(1,522)	1:A:100:GLY:H	1:A:100:GLY:HA2	4	0.36	0.19	0.34
(1,2602)	2:C:11:PHE:H	1:A:73:LEU:HD11	4	0.34	0.1	0.4
(1,2602)	2:C:11:PHE:H	1:A:73:LEU:HD12	4	0.34	0.1	0.4
(1,2602)	2:C:11:PHE:H	1:A:73:LEU:HD13	4	0.34	0.1	0.4
(1,2602)	2:C:11:PHE:H	1:B:73:LEU:HD11	4	0.34	0.1	0.4
(1,2602)	2:C:11:PHE:H	1:B:73:LEU:HD12	4	0.34	0.1	0.4
(1,2602)	2:C:11:PHE:H	1:B:73:LEU:HD13	4	0.34	0.1	0.4
(1,808)	1:A:154:ILE:HD11	1:A:200:TYR:HE1	4	0.34	0.22	0.28
(1,808)	1:A:154:ILE:HD11	1:A:200:TYR:HE2	4	0.34	0.22	0.28
(1,808)	1:A:154:ILE:HD12	1:A:200:TYR:HE1	4	0.34	0.22	0.28
(1,808)	1:A:154:ILE:HD12	1:A:200:TYR:HE2	4	0.34	0.22	0.28
(1,808)	1:A:154:ILE:HD13	1:A:200:TYR:HE1	4	0.34	0.22	0.28
(1,808)	1:A:154:ILE:HD13	1:A:200:TYR:HE2	4	0.34	0.22	0.28
(1,2122)	1:B:161:ILE:HD11	1:B:207:ALA:HB1	4	0.32	0.26	0.18
(1,2122)	1:B:161:ILE:HD11	1:B:207:ALA:HB2	4	0.32	0.26	0.18
(1,2122)	1:B:161:ILE:HD11	1:B:207:ALA:HB3	4	0.32	0.26	0.18
(1,2122)	1:B:161:ILE:HD12	1:B:207:ALA:HB1	4	0.32	0.26	0.18
(1,2122)	1:B:161:ILE:HD12	1:B:207:ALA:HB2	4	0.32	0.26	0.18
(1,2122)	1:B:161:ILE:HD12	1:B:207:ALA:HB3	4	0.32	0.26	0.18
(1,2122)	1:B:161:ILE:HD13	1:B:207:ALA:HB1	4	0.32	0.26	0.18
(1,2122)	1:B:161:ILE:HD13	1:B:207:ALA:HB2	4	0.32	0.26	0.18

Continued on next page...

*Continued from previous page...*

Key	Atom-1	Atom-2	Models <sup>1</sup>	Mean (Å)	SD <sup>1</sup> (Å)	Median (Å)
(1,2122)	1:B:161:ILE:HD13	1:B:207:ALA:HB3	4	0.32	0.26	0.18
(1,511)	1:A:95:ASP:H	1:A:172:LYS:HE2	4	0.31	0.16	0.3
(1,511)	1:A:95:ASP:H	1:A:172:LYS:HE3	4	0.31	0.16	0.3
(1,2564)	1:B:75:GLU:H	1:A:74:GLU:HG2	4	0.31	0.22	0.2
(1,2564)	1:B:75:GLU:H	1:A:74:GLU:HG3	4	0.31	0.22	0.2
(1,246)	1:A:45:ILE:HB	1:A:46:SER:H	4	0.3	0.08	0.31
(1,1092)	1:A:192:SER:H	1:A:192:SER:HB2	4	0.29	0.17	0.2
(1,2100)	1:B:159:TYR:HB3	1:B:158:SER:H	4	0.27	0.1	0.29
(1,1316)	1:B:17:ALA:H	1:B:17:ALA:HA	4	0.27	0.21	0.15
(1,282)	1:A:54:ASP:H	1:A:54:ASP:HB3	4	0.26	0.15	0.2
(1,1994)	1:B:140:HIS:H	1:B:140:HIS:HA	4	0.26	0.22	0.14
(1,1032)	1:A:185:THR:H	1:A:184:LEU:HB2	4	0.24	0.07	0.22
(1,2016)	1:B:149:GLY:HA3	1:B:150:ASN:H	4	0.24	0.09	0.22
(1,2557)	1:B:71:LEU:H	1:A:70:TYR:HA	4	0.21	0.12	0.15
(1,5)	1:A:5:PHE:HB3	1:A:5:PHE:H	4	0.19	0.06	0.19
(1,970)	1:A:178:SER:HB2	1:A:179:ILE:H	4	0.19	0.02	0.18
(1,1288)	1:B:12:ASP:H	1:B:13:ASP:H	4	0.19	0.04	0.21
(1,2547)	1:A:119:GLN:H	1:B:189:PHE:HB2	4	0.18	0.04	0.17
(1,2547)	1:A:119:GLN:H	1:B:189:PHE:HB3	4	0.18	0.04	0.17
(1,218)	1:A:41:ILE:HB	1:A:42:ASN:H	4	0.18	0.05	0.2
(1,1675)	1:B:78:LEU:H	1:B:79:SER:H	4	0.18	0.02	0.18
(1,58)	1:A:14:ALA:H	1:A:15:ASN:H	4	0.17	0.01	0.17
(1,1756)	1:B:96:ASP:H	1:B:97:LEU:H	4	0.16	0.01	0.16
(1,1415)	1:B:36:GLY:H	1:B:35:LEU:HB2	4	0.16	0.01	0.16
(1,1958)	1:B:134:LEU:H	1:B:134:LEU:HA	4	0.16	0.01	0.16
(1,1977)	1:B:137:VAL:H	1:B:138:LEU:H	4	0.15	0.03	0.15
(1,2478)	1:B:218:ARG:H	1:B:218:ARG:HA	4	0.15	0.01	0.15
(1,613)	1:A:115:SER:H	1:A:116:GLY:H	4	0.15	0.03	0.15
(1,680)	1:A:122:GLN:H	1:A:122:GLN:HA	4	0.14	0.0	0.14
(1,183)	1:A:37:PHE:H	1:A:37:PHE:HA	4	0.14	0.02	0.14
(1,1926)	1:B:124:ILE:H	1:B:124:ILE:HA	4	0.14	0.01	0.13
(1,1370)	1:B:30:SER:H	1:B:30:SER:HA	4	0.13	0.01	0.14
(1,2110)	1:B:161:ILE:H	1:B:162:ILE:H	4	0.13	0.02	0.13
(1,1257)	1:B:6:GLY:H	1:B:6:GLY:HA3	4	0.13	0.01	0.12
(1,748)	1:A:139:ASN:H	1:A:139:ASN:HA	4	0.13	0.02	0.12
(1,457)	1:A:80:SER:H	1:A:80:SER:HA	4	0.12	0.01	0.12
(1,2406)	1:B:204:MET:H	1:B:204:MET:HA	4	0.11	0.0	0.11
(1,2286)	1:B:186:GLY:H	1:B:185:THR:HG21	3	1.47	0.05	1.48
(1,2286)	1:B:186:GLY:H	1:B:185:THR:HG22	3	1.47	0.05	1.48
(1,2286)	1:B:186:GLY:H	1:B:185:THR:HG23	3	1.47	0.05	1.48
(1,1328)	1:B:21:GLN:H	1:B:21:GLN:HG2	3	1.43	0.14	1.45
(1,2574)	1:B:93:TRP:HE1	1:A:175:THR:HB	3	1.42	0.95	0.87

*Continued on next page...*



*Continued from previous page...*

Key	Atom-1	Atom-2	Models <sup>1</sup>	Mean (Å)	SD <sup>1</sup> (Å)	Median (Å)
(1,2367)	1:B:198:MET:HE1	1:B:190:LYS:HB2	3	1.39	0.37	1.62
(1,2367)	1:B:198:MET:HE1	1:B:190:LYS:HB3	3	1.39	0.37	1.62
(1,2367)	1:B:198:MET:HE2	1:B:190:LYS:HB2	3	1.39	0.37	1.62
(1,2367)	1:B:198:MET:HE2	1:B:190:LYS:HB3	3	1.39	0.37	1.62
(1,2367)	1:B:198:MET:HE3	1:B:190:LYS:HB2	3	1.39	0.37	1.62
(1,2367)	1:B:198:MET:HE3	1:B:190:LYS:HB3	3	1.39	0.37	1.62
(1,1835)	1:B:111:ILE:H	1:B:111:ILE:HG12	3	1.26	0.08	1.25
(1,1070)	1:A:188:LEU:HD11	1:A:198:MET:HG2	3	1.14	0.62	1.06
(1,1070)	1:A:188:LEU:HD11	1:A:198:MET:HG3	3	1.14	0.62	1.06
(1,1070)	1:A:188:LEU:HD12	1:A:198:MET:HG2	3	1.14	0.62	1.06
(1,1070)	1:A:188:LEU:HD12	1:A:198:MET:HG3	3	1.14	0.62	1.06
(1,1070)	1:A:188:LEU:HD13	1:A:198:MET:HG2	3	1.14	0.62	1.06
(1,1070)	1:A:188:LEU:HD13	1:A:198:MET:HG3	3	1.14	0.62	1.06
(1,245)	1:A:45:ILE:HG21	1:A:46:SER:H	3	0.96	0.09	1.02
(1,245)	1:A:45:ILE:HG22	1:A:46:SER:H	3	0.96	0.09	1.02
(1,245)	1:A:45:ILE:HG23	1:A:46:SER:H	3	0.96	0.09	1.02
(1,1343)	1:B:24:THR:HG21	1:B:25:LYS:H	3	0.96	0.52	1.23
(1,1343)	1:B:24:THR:HG22	1:B:25:LYS:H	3	0.96	0.52	1.23
(1,1343)	1:B:24:THR:HG23	1:B:25:LYS:H	3	0.96	0.52	1.23
(1,261)	1:A:51:MET:H	1:A:51:MET:HG2	3	0.94	0.1	0.97
(1,2479)	1:B:218:ARG:H	1:B:218:ARG:HG2	3	0.94	0.17	1.06
(1,539)	1:A:104:VAL:HG21	1:A:170:ARG:HE	3	0.92	0.42	0.78
(1,539)	1:A:104:VAL:HG22	1:A:170:ARG:HE	3	0.92	0.42	0.78
(1,539)	1:A:104:VAL:HG23	1:A:170:ARG:HE	3	0.92	0.42	0.78
(1,836)	1:A:157:LEU:HD11	1:A:200:TYR:HE1	3	0.91	0.67	0.81
(1,836)	1:A:157:LEU:HD11	1:A:200:TYR:HE2	3	0.91	0.67	0.81
(1,836)	1:A:157:LEU:HD12	1:A:200:TYR:HE1	3	0.91	0.67	0.81
(1,836)	1:A:157:LEU:HD12	1:A:200:TYR:HE2	3	0.91	0.67	0.81
(1,836)	1:A:157:LEU:HD13	1:A:200:TYR:HE1	3	0.91	0.67	0.81
(1,836)	1:A:157:LEU:HD13	1:A:200:TYR:HE2	3	0.91	0.67	0.81
(1,836)	1:A:157:LEU:HD21	1:A:200:TYR:HE1	3	0.91	0.67	0.81
(1,836)	1:A:157:LEU:HD21	1:A:200:TYR:HE2	3	0.91	0.67	0.81
(1,836)	1:A:157:LEU:HD22	1:A:200:TYR:HE1	3	0.91	0.67	0.81
(1,836)	1:A:157:LEU:HD22	1:A:200:TYR:HE2	3	0.91	0.67	0.81
(1,836)	1:A:157:LEU:HD23	1:A:200:TYR:HE1	3	0.91	0.67	0.81
(1,836)	1:A:157:LEU:HD23	1:A:200:TYR:HE2	3	0.91	0.67	0.81
(1,1501)	1:B:49:GLY:H	1:B:50:GLY:H	3	0.89	0.14	0.98
(1,1959)	1:B:134:LEU:H	1:B:134:LEU:HD11	3	0.89	0.55	1.21
(1,1959)	1:B:134:LEU:H	1:B:134:LEU:HD12	3	0.89	0.55	1.21
(1,1959)	1:B:134:LEU:H	1:B:134:LEU:HD13	3	0.89	0.55	1.21
(1,592)	1:A:111:ILE:H	1:A:111:ILE:HG21	3	0.87	0.17	0.96
(1,592)	1:A:111:ILE:H	1:A:111:ILE:HG22	3	0.87	0.17	0.96

*Continued on next page...*

Continued from previous page...

Key	Atom-1	Atom-2	Models <sup>1</sup>	Mean (Å)	SD <sup>1</sup> (Å)	Median (Å)
(1,592)	1:A:111:ILE:H	1:A:111:ILE:HG23	3	0.87	0.17	0.96
(1,753)	1:A:141:ILE:H	1:A:141:ILE:HG12	3	0.86	0.51	1.04
(1,2368)	1:B:198:MET:HE1	1:B:191:SER:HB2	3	0.84	0.33	0.86
(1,2368)	1:B:198:MET:HE1	1:B:191:SER:HB3	3	0.84	0.33	0.86
(1,2368)	1:B:198:MET:HE2	1:B:191:SER:HB2	3	0.84	0.33	0.86
(1,2368)	1:B:198:MET:HE2	1:B:191:SER:HB3	3	0.84	0.33	0.86
(1,2368)	1:B:198:MET:HE3	1:B:191:SER:HB2	3	0.84	0.33	0.86
(1,2368)	1:B:198:MET:HE3	1:B:191:SER:HB3	3	0.84	0.33	0.86
(1,1124)	1:A:198:MET:HE1	1:A:191:SER:HB2	3	0.83	0.45	1.03
(1,1124)	1:A:198:MET:HE1	1:A:191:SER:HB3	3	0.83	0.45	1.03
(1,1124)	1:A:198:MET:HE2	1:A:191:SER:HB2	3	0.83	0.45	1.03
(1,1124)	1:A:198:MET:HE2	1:A:191:SER:HB3	3	0.83	0.45	1.03
(1,1124)	1:A:198:MET:HE3	1:A:191:SER:HB2	3	0.83	0.45	1.03
(1,1124)	1:A:198:MET:HE3	1:A:191:SER:HB3	3	0.83	0.45	1.03
(1,2313)	1:B:188:LEU:HD11	1:B:198:MET:HB2	3	0.83	0.44	1.09
(1,2313)	1:B:188:LEU:HD11	1:B:198:MET:HB3	3	0.83	0.44	1.09
(1,2313)	1:B:188:LEU:HD12	1:B:198:MET:HB2	3	0.83	0.44	1.09
(1,2313)	1:B:188:LEU:HD12	1:B:198:MET:HB3	3	0.83	0.44	1.09
(1,2313)	1:B:188:LEU:HD13	1:B:198:MET:HB2	3	0.83	0.44	1.09
(1,2313)	1:B:188:LEU:HD13	1:B:198:MET:HB3	3	0.83	0.44	1.09
(1,2342)	1:B:193:LYS:H	1:B:193:LYS:HG2	3	0.82	0.55	0.46
(1,1929)	1:B:124:ILE:H	1:B:124:ILE:HG12	3	0.79	0.06	0.82
(1,2493)	2:C:5:ARG:H	2:C:6:GLN:H	3	0.77	0.22	0.91
(1,2181)	1:B:172:LYS:H	1:B:171:GLY:HA2	3	0.76	0.05	0.8
(1,2601)	2:C:16:ARG:H	1:A:77:GLN:HE21	3	0.71	0.39	0.48
(1,2601)	2:C:16:ARG:H	1:A:77:GLN:HE22	3	0.71	0.39	0.48
(1,2601)	2:C:16:ARG:H	1:B:77:GLN:HE21	3	0.71	0.39	0.48
(1,2601)	2:C:16:ARG:H	1:B:77:GLN:HE22	3	0.71	0.39	0.48
(1,263)	1:A:51:MET:H	1:A:51:MET:HB2	3	0.68	0.25	0.77
(1,1925)	1:B:122:GLN:H	1:B:122:GLN:HG2	3	0.68	0.29	0.57
(1,890)	1:A:163:ASN:H	1:A:163:ASN:HD21	3	0.67	0.26	0.74
(1,2318)	1:B:188:LEU:HD21	1:B:196:LYS:HE2	3	0.65	0.37	0.73
(1,2318)	1:B:188:LEU:HD21	1:B:196:LYS:HE3	3	0.65	0.37	0.73
(1,2318)	1:B:188:LEU:HD22	1:B:196:LYS:HE2	3	0.65	0.37	0.73
(1,2318)	1:B:188:LEU:HD22	1:B:196:LYS:HE3	3	0.65	0.37	0.73
(1,2318)	1:B:188:LEU:HD23	1:B:196:LYS:HE2	3	0.65	0.37	0.73
(1,2318)	1:B:188:LEU:HD23	1:B:196:LYS:HE3	3	0.65	0.37	0.73
(1,1173)	1:A:205:VAL:HG21	1:A:184:LEU:HG	3	0.64	0.17	0.69
(1,1173)	1:A:205:VAL:HG22	1:A:184:LEU:HG	3	0.64	0.17	0.69
(1,1173)	1:A:205:VAL:HG23	1:A:184:LEU:HG	3	0.64	0.17	0.69
(1,1950)	1:B:133:GLN:H	1:B:133:GLN:HG2	3	0.64	0.06	0.68
(1,2481)	1:B:219:LEU:H	1:B:219:LEU:HD11	3	0.62	0.2	0.69

Continued on next page...

*Continued from previous page...*

Key	Atom-1	Atom-2	Models <sup>1</sup>	Mean (Å)	SD <sup>1</sup> (Å)	Median (Å)
(1,2481)	1:B:219:LEU:H	1:B:219:LEU:HD12	3	0.62	0.2	0.69
(1,2481)	1:B:219:LEU:H	1:B:219:LEU:HD13	3	0.62	0.2	0.69
(1,702)	1:A:132:LEU:H	1:A:132:LEU:HG	3	0.61	0.32	0.41
(1,1023)	1:A:184:LEU:HD11	1:A:205:VAL:HG21	3	0.61	0.22	0.73
(1,1023)	1:A:184:LEU:HD11	1:A:205:VAL:HG22	3	0.61	0.22	0.73
(1,1023)	1:A:184:LEU:HD11	1:A:205:VAL:HG23	3	0.61	0.22	0.73
(1,1023)	1:A:184:LEU:HD12	1:A:205:VAL:HG21	3	0.61	0.22	0.73
(1,1023)	1:A:184:LEU:HD12	1:A:205:VAL:HG22	3	0.61	0.22	0.73
(1,1023)	1:A:184:LEU:HD12	1:A:205:VAL:HG23	3	0.61	0.22	0.73
(1,1023)	1:A:184:LEU:HD13	1:A:205:VAL:HG21	3	0.61	0.22	0.73
(1,1023)	1:A:184:LEU:HD13	1:A:205:VAL:HG22	3	0.61	0.22	0.73
(1,1023)	1:A:184:LEU:HD13	1:A:205:VAL:HG23	3	0.61	0.22	0.73
(1,1023)	1:A:184:LEU:HD21	1:A:205:VAL:HG21	3	0.61	0.22	0.73
(1,1023)	1:A:184:LEU:HD21	1:A:205:VAL:HG22	3	0.61	0.22	0.73
(1,1023)	1:A:184:LEU:HD21	1:A:205:VAL:HG23	3	0.61	0.22	0.73
(1,1023)	1:A:184:LEU:HD22	1:A:205:VAL:HG21	3	0.61	0.22	0.73
(1,1023)	1:A:184:LEU:HD22	1:A:205:VAL:HG22	3	0.61	0.22	0.73
(1,1023)	1:A:184:LEU:HD22	1:A:205:VAL:HG23	3	0.61	0.22	0.73
(1,1023)	1:A:184:LEU:HD23	1:A:205:VAL:HG21	3	0.61	0.22	0.73
(1,1023)	1:A:184:LEU:HD23	1:A:205:VAL:HG22	3	0.61	0.22	0.73
(1,1023)	1:A:184:LEU:HD23	1:A:205:VAL:HG23	3	0.61	0.22	0.73
(1,2507)	2:C:21:SER:H	2:C:22:ARG:H	3	0.61	0.03	0.59
(1,594)	1:A:111:ILE:HG21	1:A:112:GLY:H	3	0.6	0.68	0.12
(1,594)	1:A:111:ILE:HG22	1:A:112:GLY:H	3	0.6	0.68	0.12
(1,594)	1:A:111:ILE:HG23	1:A:112:GLY:H	3	0.6	0.68	0.12
(1,1356)	1:B:27:LYS:HG2	1:B:28:GLU:H	3	0.58	0.54	0.2
(1,640)	1:A:118:MET:H	1:A:118:MET:HG2	3	0.55	0.31	0.39
(1,2053)	1:B:154:ILE:HD11	1:B:200:TYR:HD1	3	0.55	0.24	0.6
(1,2053)	1:B:154:ILE:HD11	1:B:200:TYR:HD2	3	0.55	0.24	0.6
(1,2053)	1:B:154:ILE:HD12	1:B:200:TYR:HD1	3	0.55	0.24	0.6
(1,2053)	1:B:154:ILE:HD12	1:B:200:TYR:HD2	3	0.55	0.24	0.6
(1,2053)	1:B:154:ILE:HD13	1:B:200:TYR:HD1	3	0.55	0.24	0.6
(1,2053)	1:B:154:ILE:HD13	1:B:200:TYR:HD2	3	0.55	0.24	0.6
(1,1311)	1:B:15:ASN:HB2	1:B:16:ALA:H	3	0.54	0.17	0.63
(1,2159)	1:B:166:ILE:HD11	1:B:107:LEU:HG	3	0.54	0.38	0.3
(1,2159)	1:B:166:ILE:HD12	1:B:107:LEU:HG	3	0.54	0.38	0.3
(1,2159)	1:B:166:ILE:HD13	1:B:107:LEU:HG	3	0.54	0.38	0.3
(1,507)	1:A:94:THR:HG21	1:A:105:TYR:HB2	3	0.52	0.28	0.51
(1,507)	1:A:94:THR:HG21	1:A:105:TYR:HB3	3	0.52	0.28	0.51
(1,507)	1:A:94:THR:HG22	1:A:105:TYR:HB2	3	0.52	0.28	0.51
(1,507)	1:A:94:THR:HG22	1:A:105:TYR:HB3	3	0.52	0.28	0.51
(1,507)	1:A:94:THR:HG23	1:A:105:TYR:HB2	3	0.52	0.28	0.51

*Continued on next page...*

*Continued from previous page...*

Key	Atom-1	Atom-2	Models <sup>1</sup>	Mean (Å)	SD <sup>1</sup> (Å)	Median (Å)
(1,507)	1:A:94:THR:HG23	1:A:105:TYR:HB3	3	0.52	0.28	0.51
(1,937)	1:A:172:LYS:H	1:A:171:GLY:HA2	3	0.52	0.28	0.66
(1,1429)	1:B:37:PHE:H	1:B:37:PHE:HD1	3	0.52	0.22	0.67
(1,1429)	1:B:37:PHE:H	1:B:37:PHE:HD2	3	0.52	0.22	0.67
(1,1066)	1:A:188:LEU:HB2	1:A:189:PHE:H	3	0.52	0.12	0.49
(1,485)	1:A:87:LEU:H	1:A:87:LEU:HD11	3	0.48	0.06	0.46
(1,485)	1:A:87:LEU:H	1:A:87:LEU:HD12	3	0.48	0.06	0.46
(1,485)	1:A:87:LEU:H	1:A:87:LEU:HD13	3	0.48	0.06	0.46
(1,2002)	1:B:143:LYS:H	1:B:143:LYS:HA	3	0.47	0.24	0.64
(1,2005)	1:B:144:ARG:H	1:B:144:ARG:HA	3	0.47	0.25	0.64
(2,339)	1:B:152:ALA:H	1:A:186:GLY:H	3	0.47	0.17	0.56
(1,758)	1:A:143:LYS:H	1:A:143:LYS:HA	3	0.46	0.24	0.63
(1,1519)	1:B:53:VAL:HB	1:B:54:ASP:H	3	0.46	0.18	0.49
(1,1884)	1:B:118:MET:H	1:B:118:MET:HG2	3	0.46	0.39	0.27
(1,2350)	1:B:195:LEU:HD21	1:B:196:LYS:H	3	0.46	0.18	0.37
(1,2350)	1:B:195:LEU:HD22	1:B:196:LYS:H	3	0.46	0.18	0.37
(1,2350)	1:B:195:LEU:HD23	1:B:196:LYS:H	3	0.46	0.18	0.37
(1,648)	1:A:118:MET:HE1	1:A:155:LEU:HG	3	0.46	0.23	0.61
(1,648)	1:A:118:MET:HE2	1:A:155:LEU:HG	3	0.46	0.23	0.61
(1,648)	1:A:118:MET:HE3	1:A:155:LEU:HG	3	0.46	0.23	0.61
(1,1679)	1:B:78:LEU:H	1:B:77:GLN:HB2	3	0.45	0.24	0.31
(1,1850)	1:B:114:PHE:H	1:B:114:PHE:HE1	3	0.45	0.17	0.4
(1,1850)	1:B:114:PHE:H	1:B:114:PHE:HE2	3	0.45	0.17	0.4
(1,1212)	1:A:211:VAL:HG21	1:A:170:ARG:HB2	3	0.44	0.36	0.23
(1,1212)	1:A:211:VAL:HG21	1:A:170:ARG:HB3	3	0.44	0.36	0.23
(1,1212)	1:A:211:VAL:HG22	1:A:170:ARG:HB2	3	0.44	0.36	0.23
(1,1212)	1:A:211:VAL:HG22	1:A:170:ARG:HB3	3	0.44	0.36	0.23
(1,1212)	1:A:211:VAL:HG23	1:A:170:ARG:HB2	3	0.44	0.36	0.23
(1,1212)	1:A:211:VAL:HG23	1:A:170:ARG:HB3	3	0.44	0.36	0.23
(1,19)	1:A:8:LYS:H	1:A:7:ASP:HB2	3	0.43	0.19	0.39
(1,266)	1:A:51:MET:H	1:A:52:HIS:H	3	0.42	0.18	0.44
(1,1822)	1:B:110:GLY:H	1:B:109:LEU:HB2	3	0.42	0.3	0.33
(1,2603)	2:C:9:ARG:H	1:A:76:GLU:HG2	3	0.42	0.21	0.37
(1,2603)	2:C:9:ARG:H	1:A:76:GLU:HG3	3	0.42	0.21	0.37
(1,2603)	2:C:9:ARG:H	1:B:76:GLU:HG2	3	0.42	0.21	0.37
(1,2603)	2:C:9:ARG:H	1:B:76:GLU:HG3	3	0.42	0.21	0.37
(1,2502)	2:C:16:ARG:H	2:C:17:THR:H	3	0.41	0.17	0.42
(1,2529)	1:A:78:LEU:H	1:B:78:LEU:HD21	3	0.4	0.15	0.3
(1,2529)	1:A:78:LEU:H	1:B:78:LEU:HD22	3	0.4	0.15	0.3
(1,2529)	1:A:78:LEU:H	1:B:78:LEU:HD23	3	0.4	0.15	0.3
(1,701)	1:A:132:LEU:H	1:A:132:LEU:HD11	3	0.4	0.09	0.44
(1,701)	1:A:132:LEU:H	1:A:132:LEU:HD12	3	0.4	0.09	0.44

*Continued on next page...*

*Continued from previous page...*

Key	Atom-1	Atom-2	Models <sup>1</sup>	Mean (Å)	SD <sup>1</sup> (Å)	Median (Å)
(1,701)	1:A:132:LEU:H	1:A:132:LEU:HD13	3	0.4	0.09	0.44
(1,1252)	1:B:6:GLY:H	1:B:5:PHE:HB2	3	0.38	0.07	0.41
(1,331)	1:A:65:ASP:H	1:A:64:LEU:HB2	3	0.38	0.26	0.27
(1,1382)	1:B:32:LYS:H	1:B:31:LEU:HG	3	0.37	0.05	0.34
(1,2409)	1:B:204:MET:HE1	1:B:156:ALA:HB1	3	0.37	0.11	0.42
(1,2409)	1:B:204:MET:HE1	1:B:156:ALA:HB2	3	0.37	0.11	0.42
(1,2409)	1:B:204:MET:HE1	1:B:156:ALA:HB3	3	0.37	0.11	0.42
(1,2409)	1:B:204:MET:HE2	1:B:156:ALA:HB1	3	0.37	0.11	0.42
(1,2409)	1:B:204:MET:HE2	1:B:156:ALA:HB2	3	0.37	0.11	0.42
(1,2409)	1:B:204:MET:HE2	1:B:156:ALA:HB3	3	0.37	0.11	0.42
(1,2409)	1:B:204:MET:HE3	1:B:156:ALA:HB1	3	0.37	0.11	0.42
(1,2409)	1:B:204:MET:HE3	1:B:156:ALA:HB2	3	0.37	0.11	0.42
(1,2409)	1:B:204:MET:HE3	1:B:156:ALA:HB3	3	0.37	0.11	0.42
(1,1448)	1:B:40:ASN:H	1:B:40:ASN:HB3	3	0.36	0.16	0.31
(1,2028)	1:B:152:ALA:H	1:B:151:ASN:HB2	3	0.36	0.15	0.43
(1,2568)	1:B:78:LEU:H	1:A:78:LEU:HD21	3	0.36	0.08	0.38
(1,2568)	1:B:78:LEU:H	1:A:78:LEU:HD22	3	0.36	0.08	0.38
(1,2568)	1:B:78:LEU:H	1:A:78:LEU:HD23	3	0.36	0.08	0.38
(1,1811)	1:B:107:LEU:HD11	1:B:166:ILE:H	3	0.35	0.23	0.28
(1,1811)	1:B:107:LEU:HD12	1:B:166:ILE:H	3	0.35	0.23	0.28
(1,1811)	1:B:107:LEU:HD13	1:B:166:ILE:H	3	0.35	0.23	0.28
(1,134)	1:A:31:LEU:H	1:A:31:LEU:HD11	3	0.34	0.22	0.26
(1,134)	1:A:31:LEU:H	1:A:31:LEU:HD12	3	0.34	0.22	0.26
(1,134)	1:A:31:LEU:H	1:A:31:LEU:HD13	3	0.34	0.22	0.26
(1,1729)	1:B:87:LEU:H	1:B:87:LEU:HD11	3	0.34	0.15	0.37
(1,1729)	1:B:87:LEU:H	1:B:87:LEU:HD12	3	0.34	0.15	0.37
(1,1729)	1:B:87:LEU:H	1:B:87:LEU:HD13	3	0.34	0.15	0.37
(1,153)	1:A:33:GLN:HB2	1:A:34:SER:H	3	0.33	0.13	0.41
(1,564)	1:A:107:LEU:HD11	1:A:166:ILE:HG12	3	0.32	0.14	0.35
(1,564)	1:A:107:LEU:HD11	1:A:166:ILE:HG13	3	0.32	0.14	0.35
(1,564)	1:A:107:LEU:HD12	1:A:166:ILE:HG12	3	0.32	0.14	0.35
(1,564)	1:A:107:LEU:HD12	1:A:166:ILE:HG13	3	0.32	0.14	0.35
(1,564)	1:A:107:LEU:HD13	1:A:166:ILE:HG12	3	0.32	0.14	0.35
(1,564)	1:A:107:LEU:HD13	1:A:166:ILE:HG13	3	0.32	0.14	0.35
(1,1527)	1:B:54:ASP:HB3	1:B:55:THR:H	3	0.32	0.17	0.33
(1,264)	1:A:51:MET:HB2	1:A:52:HIS:H	3	0.31	0.08	0.3
(1,2585)	1:B:116:GLY:H	1:A:190:LYS:HG2	3	0.31	0.13	0.26
(1,2585)	1:B:116:GLY:H	1:A:190:LYS:HG3	3	0.31	0.13	0.26
(1,755)	1:A:141:ILE:HG21	1:A:142:THR:H	3	0.3	0.12	0.27
(1,755)	1:A:141:ILE:HG22	1:A:142:THR:H	3	0.3	0.12	0.27
(1,755)	1:A:141:ILE:HG23	1:A:142:THR:H	3	0.3	0.12	0.27
(1,467)	1:A:81:LEU:HG	1:A:82:GLU:H	3	0.3	0.1	0.34

*Continued on next page...*



Continued from previous page...

Key	Atom-1	Atom-2	Models <sup>1</sup>	Mean (Å)	SD <sup>1</sup> (Å)	Median (Å)
(1,1921)	1:B:121:LEU:HD11	1:B:155:LEU:HD11	3	0.29	0.09	0.34
(1,1921)	1:B:121:LEU:HD11	1:B:155:LEU:HD12	3	0.29	0.09	0.34
(1,1921)	1:B:121:LEU:HD11	1:B:155:LEU:HD13	3	0.29	0.09	0.34
(1,1921)	1:B:121:LEU:HD12	1:B:155:LEU:HD11	3	0.29	0.09	0.34
(1,1921)	1:B:121:LEU:HD12	1:B:155:LEU:HD12	3	0.29	0.09	0.34
(1,1921)	1:B:121:LEU:HD12	1:B:155:LEU:HD13	3	0.29	0.09	0.34
(1,1921)	1:B:121:LEU:HD13	1:B:155:LEU:HD11	3	0.29	0.09	0.34
(1,1921)	1:B:121:LEU:HD13	1:B:155:LEU:HD12	3	0.29	0.09	0.34
(1,1921)	1:B:121:LEU:HD13	1:B:155:LEU:HD13	3	0.29	0.09	0.34
(1,176)	1:A:37:PHE:H	1:A:35:LEU:HD11	3	0.28	0.11	0.31
(1,176)	1:A:37:PHE:H	1:A:35:LEU:HD12	3	0.28	0.11	0.31
(1,176)	1:A:37:PHE:H	1:A:35:LEU:HD13	3	0.28	0.11	0.31
(1,1476)	1:B:43:ASN:HB2	1:B:44:ILE:H	3	0.27	0.19	0.15
(1,709)	1:A:133:GLN:HB2	1:A:134:LEU:H	3	0.26	0.13	0.22
(1,1714)	1:B:81:LEU:HB2	1:B:82:GLU:H	3	0.26	0.12	0.23
(1,1490)	1:B:45:ILE:HB	1:B:46:SER:H	3	0.25	0.14	0.21
(1,387)	1:A:71:LEU:HB2	1:A:72:ASP:H	3	0.25	0.04	0.25
(1,649)	1:A:118:MET:HE1	1:A:155:LEU:H	3	0.24	0.05	0.26
(1,649)	1:A:118:MET:HE2	1:A:155:LEU:H	3	0.24	0.05	0.26
(1,649)	1:A:118:MET:HE3	1:A:155:LEU:H	3	0.24	0.05	0.26
(1,1718)	1:B:82:GLU:HB2	1:B:83:GLY:H	3	0.24	0.07	0.21
(1,232)	1:A:43:ASN:HB2	1:A:44:ILE:H	3	0.23	0.11	0.17
(1,704)	1:A:132:LEU:HB2	1:A:133:GLN:H	3	0.23	0.1	0.16
(1,2276)	1:B:185:THR:H	1:B:184:LEU:HB2	3	0.23	0.1	0.17
(1,1071)	1:A:188:LEU:HD11	1:A:201:SER:HB2	3	0.21	0.04	0.19
(1,1071)	1:A:188:LEU:HD11	1:A:201:SER:HB3	3	0.21	0.04	0.19
(1,1071)	1:A:188:LEU:HD12	1:A:201:SER:HB2	3	0.21	0.04	0.19
(1,1071)	1:A:188:LEU:HD12	1:A:201:SER:HB3	3	0.21	0.04	0.19
(1,1071)	1:A:188:LEU:HD13	1:A:201:SER:HB2	3	0.21	0.04	0.19
(1,1071)	1:A:188:LEU:HD13	1:A:201:SER:HB3	3	0.21	0.04	0.19
(1,1397)	1:B:33:GLN:HB2	1:B:34:SER:H	3	0.21	0.1	0.15
(1,504)	1:A:94:THR:H	1:A:95:ASP:H	3	0.2	0.02	0.21
(1,2169)	1:B:169:LEU:H	1:B:169:LEU:HA	3	0.2	0.02	0.18
(1,724)	1:A:135:ASN:HB2	1:A:136:THR:H	3	0.19	0.05	0.19
(1,1502)	1:B:50:GLY:H	1:B:49:GLY:HA2	3	0.19	0.06	0.2
(1,658)	1:A:119:GLN:HB2	1:A:120:GLY:H	3	0.19	0.04	0.19
(1,1296)	1:B:13:ASP:H	1:B:14:ALA:H	3	0.19	0.01	0.19
(1,2214)	1:B:178:SER:HB2	1:B:179:ILE:H	3	0.18	0.03	0.17
(1,508)	1:A:95:ASP:H	1:A:96:ASP:H	3	0.17	0.01	0.17
(1,220)	1:A:42:ASN:H	1:A:43:ASN:H	3	0.17	0.03	0.16
(1,1012)	1:A:183:ALA:HB1	1:A:205:VAL:HG11	3	0.16	0.01	0.16
(1,1012)	1:A:183:ALA:HB1	1:A:205:VAL:HG12	3	0.16	0.01	0.16

Continued on next page...

*Continued from previous page...*

Key	Atom-1	Atom-2	Models <sup>1</sup>	Mean (Å)	SD <sup>1</sup> (Å)	Median (Å)
(1,1012)	1:A:183:ALA:HB1	1:A:205:VAL:HG13	3	0.16	0.01	0.16
(1,1012)	1:A:183:ALA:HB2	1:A:205:VAL:HG11	3	0.16	0.01	0.16
(1,1012)	1:A:183:ALA:HB2	1:A:205:VAL:HG12	3	0.16	0.01	0.16
(1,1012)	1:A:183:ALA:HB2	1:A:205:VAL:HG13	3	0.16	0.01	0.16
(1,1012)	1:A:183:ALA:HB3	1:A:205:VAL:HG11	3	0.16	0.01	0.16
(1,1012)	1:A:183:ALA:HB3	1:A:205:VAL:HG12	3	0.16	0.01	0.16
(1,1012)	1:A:183:ALA:HB3	1:A:205:VAL:HG13	3	0.16	0.01	0.16
(1,1644)	1:B:74:GLU:H	1:B:75:GLU:H	3	0.16	0.02	0.17
(1,1864)	1:B:116:GLY:H	1:B:117:MET:H	3	0.16	0.02	0.17
(1,1954)	1:B:134:LEU:H	1:B:135:ASN:H	3	0.16	0.04	0.16
(1,2558)	1:B:71:LEU:H	1:A:70:TYR:HB2	3	0.16	0.05	0.15
(1,2558)	1:B:71:LEU:H	1:A:70:TYR:HB3	3	0.16	0.05	0.15
(1,7)	1:A:5:PHE:HA	1:A:5:PHE:H	3	0.15	0.01	0.15
(1,1468)	1:B:42:ASN:H	1:B:42:ASN:HA	3	0.15	0.01	0.15
(1,828)	1:A:157:LEU:H	1:A:158:SER:H	3	0.15	0.03	0.13
(1,866)	1:A:161:ILE:H	1:A:162:ILE:H	3	0.14	0.03	0.14
(1,1363)	1:B:28:GLU:HB2	1:B:29:LEU:H	3	0.14	0.02	0.15
(1,1399)	1:B:33:GLN:H	1:B:34:SER:H	3	0.14	0.01	0.14
(1,91)	1:A:22:ASP:H	1:A:22:ASP:HA	3	0.14	0.01	0.14
(1,302)	1:A:57:ARG:H	1:A:58:LEU:H	3	0.14	0.02	0.14
(1,2339)	1:B:193:LYS:H	1:B:193:LYS:HA	3	0.14	0.01	0.15
(1,519)	1:A:96:ASP:H	1:A:170:ARG:HG2	3	0.14	0.04	0.12
(1,519)	1:A:96:ASP:H	1:A:170:ARG:HG3	3	0.14	0.04	0.12
(1,1853)	1:B:114:PHE:H	1:B:114:PHE:HA	3	0.14	0.02	0.14
(1,578)	1:A:110:GLY:H	1:A:109:LEU:HB2	3	0.13	0.02	0.14
(1,1267)	1:B:8:LYS:H	1:B:8:LYS:HA	3	0.13	0.0	0.13
(1,1681)	1:B:78:LEU:H	1:B:78:LEU:HA	3	0.13	0.01	0.14
(1,226)	1:A:43:ASN:H	1:A:44:ILE:H	3	0.13	0.0	0.13
(1,259)	1:A:50:GLY:H	1:A:50:GLY:HA2	3	0.13	0.02	0.13
(1,515)	1:A:96:ASP:H	1:A:96:ASP:HA	3	0.13	0.02	0.13
(1,763)	1:A:145:GLY:H	1:A:145:GLY:HA2	3	0.13	0.02	0.13
(1,626)	1:A:117:MET:H	1:A:119:GLN:H	3	0.13	0.02	0.12
(1,703)	1:A:132:LEU:H	1:A:132:LEU:HA	3	0.13	0.02	0.12
(1,1759)	1:B:96:ASP:H	1:B:96:ASP:HA	3	0.12	0.01	0.12
(1,697)	1:A:131:LYS:H	1:A:131:LYS:HA	3	0.12	0.0	0.12
(1,2454)	1:B:211:VAL:H	1:B:211:VAL:HG11	2	1.46	0.03	1.46
(1,2454)	1:B:211:VAL:H	1:B:211:VAL:HG12	2	1.46	0.03	1.46
(1,2454)	1:B:211:VAL:H	1:B:211:VAL:HG13	2	1.46	0.03	1.46
(1,2535)	1:A:93:TRP:HE1	1:B:175:THR:HB	2	1.44	0.89	1.44
(1,1997)	1:B:141:ILE:H	1:B:141:ILE:HG12	2	1.15	0.39	1.15
(1,1734)	1:B:88:ILE:H	1:B:88:ILE:HD11	2	1.0	0.07	1.0
(1,1734)	1:B:88:ILE:H	1:B:88:ILE:HD12	2	1.0	0.07	1.0

*Continued on next page...*

Continued from previous page...

Key	Atom-1	Atom-2	Models <sup>1</sup>	Mean (Å)	SD <sup>1</sup> (Å)	Median (Å)
(1,1734)	1:B:88:ILE:H	1:B:88:ILE:HD13	2	1.0	0.07	1.0
(1,101)	1:A:25:LYS:H	1:A:25:LYS:HG2	2	1.0	0.02	1.0
(1,142)	1:A:32:LYS:H	1:A:32:LYS:HG2	2	0.86	0.04	0.86
(1,1232)	1:A:217:LYS:H	1:A:217:LYS:HG2	2	0.84	0.02	0.84
(1,949)	1:A:175:THR:H	1:A:175:THR:HG21	2	0.84	0.14	0.84
(1,949)	1:A:175:THR:H	1:A:175:THR:HG22	2	0.84	0.14	0.84
(1,949)	1:A:175:THR:H	1:A:175:THR:HG23	2	0.84	0.14	0.84
(1,2317)	1:B:188:LEU:HD21	1:B:196:LYS:HG2	2	0.84	0.11	0.84
(1,2317)	1:B:188:LEU:HD21	1:B:196:LYS:HG3	2	0.84	0.11	0.84
(1,2317)	1:B:188:LEU:HD22	1:B:196:LYS:HG2	2	0.84	0.11	0.84
(1,2317)	1:B:188:LEU:HD22	1:B:196:LYS:HG3	2	0.84	0.11	0.84
(1,2317)	1:B:188:LEU:HD23	1:B:196:LYS:HG2	2	0.84	0.11	0.84
(1,2317)	1:B:188:LEU:HD23	1:B:196:LYS:HG3	2	0.84	0.11	0.84
(1,2600)	2:C:18:LEU:H	1:A:71:LEU:HD11	2	0.82	0.08	0.82
(1,2600)	2:C:18:LEU:H	1:A:71:LEU:HD12	2	0.82	0.08	0.82
(1,2600)	2:C:18:LEU:H	1:A:71:LEU:HD13	2	0.82	0.08	0.82
(1,2600)	2:C:18:LEU:H	1:A:71:LEU:HD21	2	0.82	0.08	0.82
(1,2600)	2:C:18:LEU:H	1:A:71:LEU:HD22	2	0.82	0.08	0.82
(1,2600)	2:C:18:LEU:H	1:A:71:LEU:HD23	2	0.82	0.08	0.82
(1,2600)	2:C:18:LEU:H	1:B:71:LEU:HD11	2	0.82	0.08	0.82
(1,2600)	2:C:18:LEU:H	1:B:71:LEU:HD12	2	0.82	0.08	0.82
(1,2600)	2:C:18:LEU:H	1:B:71:LEU:HD13	2	0.82	0.08	0.82
(1,2600)	2:C:18:LEU:H	1:B:71:LEU:HD21	2	0.82	0.08	0.82
(1,2600)	2:C:18:LEU:H	1:B:71:LEU:HD22	2	0.82	0.08	0.82
(1,2600)	2:C:18:LEU:H	1:B:71:LEU:HD23	2	0.82	0.08	0.82
(1,2222)	1:B:179:ILE:H	1:B:179:ILE:HG13	2	0.8	0.2	0.8
(1,1265)	1:B:8:LYS:H	1:B:8:LYS:HG2	2	0.77	0.12	0.77
(1,873)	1:A:161:ILE:H	1:A:161:ILE:HG12	2	0.74	0.62	0.74
(1,1892)	1:B:118:MET:HE1	1:B:155:LEU:HG	2	0.73	0.51	0.73
(1,1892)	1:B:118:MET:HE2	1:B:155:LEU:HG	2	0.73	0.51	0.73
(1,1892)	1:B:118:MET:HE3	1:B:155:LEU:HG	2	0.73	0.51	0.73
(1,257)	1:A:49:GLY:H	1:A:50:GLY:H	2	0.72	0.02	0.72
(1,1059)	1:A:188:LEU:H	1:A:188:LEU:HD11	2	0.71	0.12	0.71
(1,1059)	1:A:188:LEU:H	1:A:188:LEU:HD12	2	0.71	0.12	0.71
(1,1059)	1:A:188:LEU:H	1:A:188:LEU:HD13	2	0.71	0.12	0.71
(1,792)	1:A:152:ALA:HB1	1:A:122:GLN:HG2	2	0.7	0.2	0.7
(1,792)	1:A:152:ALA:HB1	1:A:122:GLN:HG3	2	0.7	0.2	0.7
(1,792)	1:A:152:ALA:HB2	1:A:122:GLN:HG2	2	0.7	0.2	0.7
(1,792)	1:A:152:ALA:HB2	1:A:122:GLN:HG3	2	0.7	0.2	0.7
(1,792)	1:A:152:ALA:HB3	1:A:122:GLN:HG2	2	0.7	0.2	0.7
(1,792)	1:A:152:ALA:HB3	1:A:122:GLN:HG3	2	0.7	0.2	0.7
(1,2476)	1:B:217:LYS:H	1:B:217:LYS:HG2	2	0.69	0.34	0.69

Continued on next page...



*Continued from previous page...*

Key	Atom-1	Atom-2	Models <sup>1</sup>	Mean (Å)	SD <sup>1</sup> (Å)	Median (Å)
(1,1361)	1:B:28:GLU:HG2	1:B:29:LEU:H	2	0.67	0.3	0.67
(1,494)	1:A:88:ILE:H	1:A:88:ILE:HA	2	0.64	0.0	0.64
(1,1069)	1:A:188:LEU:HD11	1:A:198:MET:HB2	2	0.64	0.41	0.64
(1,1069)	1:A:188:LEU:HD11	1:A:198:MET:HB3	2	0.64	0.41	0.64
(1,1069)	1:A:188:LEU:HD12	1:A:198:MET:HB2	2	0.64	0.41	0.64
(1,1069)	1:A:188:LEU:HD12	1:A:198:MET:HB3	2	0.64	0.41	0.64
(1,1069)	1:A:188:LEU:HD13	1:A:198:MET:HB2	2	0.64	0.41	0.64
(1,1069)	1:A:188:LEU:HD13	1:A:198:MET:HB3	2	0.64	0.41	0.64
(1,1327)	1:B:21:GLN:H	1:B:21:GLN:HA	2	0.64	0.0	0.64
(1,1395)	1:B:33:GLN:H	1:B:33:GLN:HG2	2	0.64	0.24	0.64
(1,193)	1:A:38:GLU:H	1:A:38:GLU:HA	2	0.64	0.01	0.64
(1,1093)	1:A:192:SER:H	1:A:192:SER:HA	2	0.64	0.01	0.64
(2,332)	1:B:152:ALA:H	1:A:179:ILE:H	2	0.62	0.03	0.62
(1,1063)	1:A:188:LEU:HD21	1:A:189:PHE:H	2	0.6	0.06	0.6
(1,1063)	1:A:188:LEU:HD22	1:A:189:PHE:H	2	0.6	0.06	0.6
(1,1063)	1:A:188:LEU:HD23	1:A:189:PHE:H	2	0.6	0.06	0.6
(1,1462)	1:B:41:ILE:HB	1:B:42:ASN:H	2	0.6	0.3	0.6
(1,310)	1:A:58:LEU:HB2	1:A:59:HIS:H	2	0.57	0.31	0.57
(1,1098)	1:A:193:LYS:H	1:A:193:LYS:HG2	2	0.57	0.15	0.57
(1,283)	1:A:54:ASP:HB3	1:A:55:THR:H	2	0.56	0.32	0.56
(1,2018)	1:B:150:ASN:H	1:B:150:ASN:HD21	2	0.55	0.03	0.55
(1,2417)	1:B:205:VAL:HG21	1:B:184:LEU:HG	2	0.54	0.18	0.54
(1,2417)	1:B:205:VAL:HG22	1:B:184:LEU:HG	2	0.54	0.18	0.54
(1,2417)	1:B:205:VAL:HG23	1:B:184:LEU:HG	2	0.54	0.18	0.54
(1,271)	1:A:53:VAL:H	1:A:52:HIS:HB2	2	0.54	0.32	0.54
(1,1802)	1:B:106:LEU:H	1:B:106:LEU:HD11	2	0.52	0.05	0.52
(1,1802)	1:B:106:LEU:H	1:B:106:LEU:HD12	2	0.52	0.05	0.52
(1,1802)	1:B:106:LEU:H	1:B:106:LEU:HD13	2	0.52	0.05	0.52
(2,335)	1:B:152:ALA:H	1:A:182:GLY:H	2	0.52	0.02	0.52
(1,979)	1:A:179:ILE:H	1:A:179:ILE:HG12	2	0.5	0.3	0.5
(1,1662)	1:B:75:GLU:H	1:B:75:GLU:HG2	2	0.49	0.34	0.49
(1,2049)	1:B:154:ILE:H	1:B:154:ILE:HG12	2	0.48	0.34	0.48
(1,1488)	1:B:45:ILE:HG12	1:B:46:SER:H	2	0.47	0.16	0.47
(1,1743)	1:B:90:SER:HB2	1:B:91:ARG:H	2	0.46	0.05	0.46
(1,1968)	1:B:135:ASN:HB2	1:B:136:THR:H	2	0.46	0.02	0.46
(1,2036)	1:B:152:ALA:HB1	1:B:122:GLN:HG2	2	0.44	0.32	0.44
(1,2036)	1:B:152:ALA:HB1	1:B:122:GLN:HG3	2	0.44	0.32	0.44
(1,2036)	1:B:152:ALA:HB2	1:B:122:GLN:HG2	2	0.44	0.32	0.44
(1,2036)	1:B:152:ALA:HB2	1:B:122:GLN:HG3	2	0.44	0.32	0.44
(1,2036)	1:B:152:ALA:HB3	1:B:122:GLN:HG2	2	0.44	0.32	0.44
(1,2036)	1:B:152:ALA:HB3	1:B:122:GLN:HG3	2	0.44	0.32	0.44
(1,195)	1:A:38:GLU:H	1:A:38:GLU:HG2	2	0.44	0.17	0.44

*Continued on next page...*

*Continued from previous page...*

Key	Atom-1	Atom-2	Models <sup>1</sup>	Mean (Å)	SD <sup>1</sup> (Å)	Median (Å)
(1,1740)	1:B:90:SER:H	1:B:89:PRO:HB2	2	0.44	0.14	0.44
(1,1554)	1:B:58:LEU:HB2	1:B:59:HIS:H	2	0.43	0.1	0.43
(1,1246)	1:B:5:PHE:H	1:B:4:LEU:HD11	2	0.42	0.01	0.42
(1,1246)	1:B:5:PHE:H	1:B:4:LEU:HD12	2	0.42	0.01	0.42
(1,1246)	1:B:5:PHE:H	1:B:4:LEU:HD13	2	0.42	0.01	0.42
(2,336)	1:B:152:ALA:H	1:A:183:ALA:H	2	0.42	0.01	0.42
(1,633)	1:A:117:MET:H	1:A:117:MET:HG2	2	0.41	0.05	0.41
(1,2477)	1:B:217:LYS:H	1:B:217:LYS:HA	2	0.4	0.24	0.4
(1,2)	1:A:5:PHE:H	1:A:4:LEU:HD11	2	0.4	0.11	0.4
(1,2)	1:A:5:PHE:H	1:A:4:LEU:HD12	2	0.4	0.11	0.4
(1,2)	1:A:5:PHE:H	1:A:4:LEU:HD13	2	0.4	0.11	0.4
(1,1439)	1:B:38:GLU:H	1:B:38:GLU:HG2	2	0.4	0.16	0.4
(1,471)	1:A:82:GLU:H	1:A:82:GLU:HG2	2	0.38	0.01	0.38
(1,2010)	1:B:147:PHE:H	1:B:147:PHE:HA	2	0.38	0.26	0.38
(1,761)	1:A:144:ARG:H	1:A:144:ARG:HA	2	0.38	0.26	0.38
(1,1506)	1:B:51:MET:H	1:B:51:MET:HA	2	0.38	0.26	0.38
(1,1525)	1:B:54:ASP:H	1:B:54:ASP:HA	2	0.38	0.26	0.38
(1,1526)	1:B:54:ASP:H	1:B:54:ASP:HB3	2	0.34	0.08	0.34
(2,298)	1:B:115:SER:H	1:A:153:GLY:H	2	0.34	0.07	0.34
(1,1249)	1:B:5:PHE:HB3	1:B:5:PHE:H	2	0.32	0.2	0.32
(1,2190)	1:B:173:HIS:H	1:B:173:HIS:HB3	2	0.3	0.15	0.3
(1,1436)	1:B:38:GLU:H	1:B:38:GLU:HB3	2	0.3	0.13	0.3
(1,1648)	1:B:74:GLU:H	1:B:73:LEU:HB2	2	0.28	0.07	0.28
(1,717)	1:A:134:LEU:HB2	1:A:135:ASN:H	2	0.28	0.1	0.28
(1,1711)	1:B:81:LEU:HG	1:B:82:GLU:H	2	0.26	0.04	0.26
(1,944)	1:A:173:HIS:H	1:A:173:HIS:HA	2	0.23	0.05	0.23
(1,1715)	1:B:82:GLU:H	1:B:82:GLU:HG2	2	0.23	0.06	0.23
(1,1161)	1:A:204:MET:H	1:A:204:MET:HE1	2	0.22	0.01	0.22
(1,1161)	1:A:204:MET:H	1:A:204:MET:HE2	2	0.22	0.01	0.22
(1,1161)	1:A:204:MET:H	1:A:204:MET:HE3	2	0.22	0.01	0.22
(1,163)	1:A:34:SER:HB2	1:A:35:LEU:H	2	0.22	0.07	0.22
(1,44)	1:A:12:ASP:H	1:A:13:ASP:H	2	0.2	0.0	0.2
(1,2020)	1:B:151:ASN:H	1:B:152:ALA:H	2	0.2	0.0	0.2
(1,780)	1:A:152:ALA:H	1:A:153:GLY:H	2	0.2	0.0	0.2
(1,1567)	1:B:64:LEU:H	1:B:63:GLY:HA2	2	0.18	0.06	0.18
(1,718)	1:A:135:ASN:H	1:A:136:THR:H	2	0.18	0.02	0.18
(1,733)	1:A:137:VAL:H	1:A:138:LEU:H	2	0.18	0.0	0.18
(1,996)	1:A:181:ALA:H	1:A:181:ALA:HA	2	0.18	0.07	0.18
(1,1749)	1:B:94:THR:H	1:B:96:ASP:H	2	0.18	0.07	0.18
(1,2511)	1:A:67:GLY:H	1:B:66:LYS:HA	2	0.18	0.04	0.18
(1,52)	1:A:13:ASP:H	1:A:14:ALA:H	2	0.18	0.02	0.18
(1,2405)	1:B:204:MET:H	1:B:204:MET:HE1	2	0.18	0.03	0.18

*Continued on next page...*

Continued from previous page...

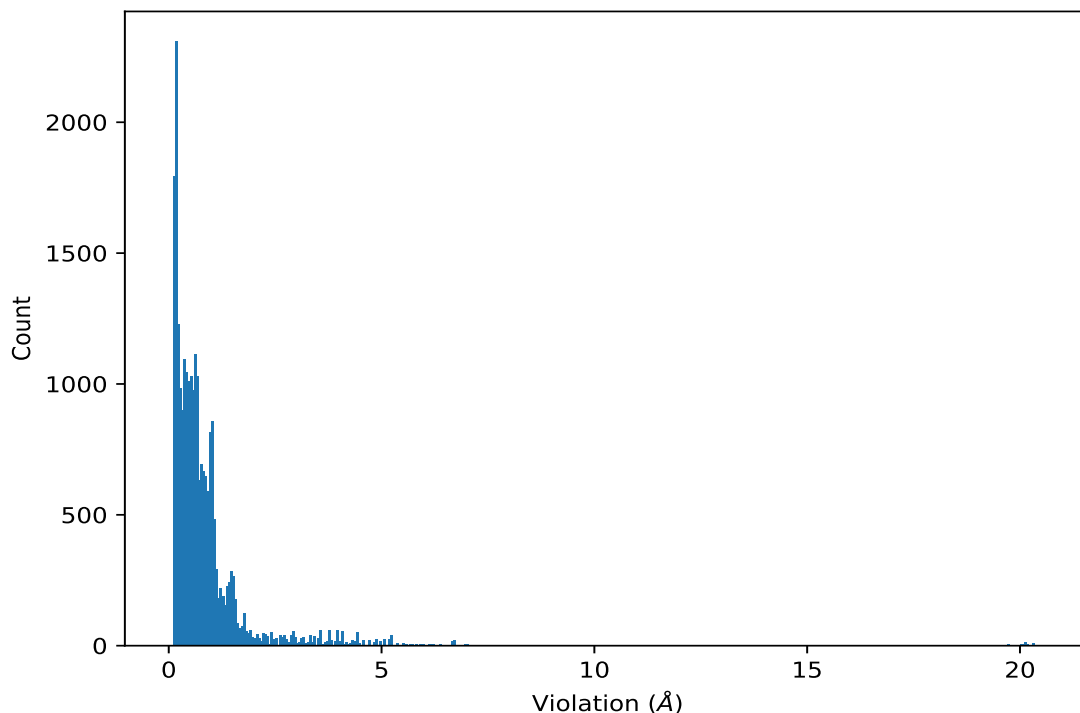
Key	Atom-1	Atom-2	Models <sup>1</sup>	Mean (Å)	SD <sup>1</sup> (Å)	Median (Å)
(1,2405)	1:B:204:MET:H	1:B:204:MET:HE2	2	0.18	0.03	0.18
(1,2405)	1:B:204:MET:H	1:B:204:MET:HE3	2	0.18	0.03	0.18
(1,1693)	1:B:80:SER:H	1:B:81:LEU:H	2	0.17	0.03	0.17
(1,572)	1:A:109:LEU:H	1:A:110:GLY:H	2	0.17	0.01	0.17
(1,1748)	1:B:94:THR:H	1:B:95:ASP:H	2	0.16	0.02	0.16
(1,155)	1:A:33:GLN:H	1:A:34:SER:H	2	0.16	0.04	0.16
(1,2124)	1:B:162:ILE:H	1:B:163:ASN:H	2	0.16	0.0	0.16
(1,2202)	1:B:177:GLY:H	1:B:177:GLY:HA2	2	0.16	0.0	0.16
(1,1947)	1:B:132:LEU:H	1:B:132:LEU:HA	2	0.16	0.02	0.16
(1,1312)	1:B:15:ASN:H	1:B:16:ALA:H	2	0.15	0.03	0.15
(1,1720)	1:B:83:GLY:H	1:B:83:GLY:HA2	2	0.15	0.0	0.15
(1,1760)	1:B:96:ASP:H	1:B:96:ASP:HB3	2	0.15	0.04	0.15
(1,83)	1:A:21:GLN:H	1:A:21:GLN:HA	2	0.15	0.02	0.15
(1,568)	1:A:108:GLY:H	1:A:109:LEU:H	2	0.15	0.0	0.15
(1,1234)	1:A:218:ARG:H	1:A:218:ARG:HA	2	0.15	0.0	0.15
(1,1453)	1:B:41:ILE:H	1:B:42:ASN:H	2	0.15	0.02	0.15
(1,23)	1:A:8:LYS:H	1:A:8:LYS:HA	2	0.14	0.01	0.14
(1,958)	1:A:177:GLY:H	1:A:177:GLY:HA2	2	0.14	0.02	0.14
(1,1091)	1:A:191:SER:H	1:A:191:SER:HA	2	0.14	0.0	0.14
(1,1723)	1:B:84:SER:H	1:B:84:SER:HA	2	0.14	0.02	0.14
(1,2335)	1:B:191:SER:H	1:B:191:SER:HA	2	0.14	0.01	0.14
(1,341)	1:A:66:LYS:H	1:A:65:ASP:HB2	2	0.13	0.01	0.13
(1,620)	1:A:116:GLY:H	1:A:117:MET:H	2	0.12	0.02	0.12
(1,2205)	1:B:178:SER:H	1:B:179:ILE:H	2	0.12	0.02	0.12
(1,308)	1:A:58:LEU:HG	1:A:59:HIS:H	2	0.12	0.0	0.12
(1,376)	1:A:70:TYR:H	1:A:70:TYR:HA	2	0.12	0.0	0.12
(1,479)	1:A:84:SER:H	1:A:84:SER:HA	2	0.12	0.0	0.12
(1,1987)	1:B:139:ASN:H	1:B:140:HIS:H	2	0.11	0.0	0.11

<sup>1</sup>Number of violated models, <sup>2</sup>Standard deviation

## 9.5 All violated distance restraints [i](#)

### 9.5.1 Histogram : Distribution of distance violations [i](#)

The following histogram shows the distribution of the absolute value of the violation for all violated restraints in the ensemble.



### 9.5.2 Table : All distance violations [i](#)

The following table lists the absolute value of the violation for each restraint in the ensemble sorted by its value. The Key (restraint list ID, restraint ID) is the unique identifier for a given restraint. Rows with same key represent combinatorial or ambiguous restraints and are counted as a single restraint.

Key	Atom-1	Atom-2	Model ID	Violation (Å)
(1,663)	1:A:119:GLN:H	1:A:189:PHE:HB2	7	20.64
(1,662)	1:A:119:GLN:H	1:A:189:PHE:HB2	7	20.64
(1,663)	1:A:119:GLN:H	1:A:189:PHE:HB2	13	20.54
(1,662)	1:A:119:GLN:H	1:A:189:PHE:HB2	13	20.54
(1,1907)	1:B:119:GLN:H	1:B:189:PHE:HB2	7	20.48
(1,1906)	1:B:119:GLN:H	1:B:189:PHE:HB2	7	20.48
(1,663)	1:A:119:GLN:H	1:A:189:PHE:HB2	3	20.42
(1,662)	1:A:119:GLN:H	1:A:189:PHE:HB2	3	20.42
(1,663)	1:A:119:GLN:H	1:A:189:PHE:HB2	2	20.34
(1,662)	1:A:119:GLN:H	1:A:189:PHE:HB2	2	20.34
(1,1907)	1:B:119:GLN:H	1:B:189:PHE:HB2	4	20.31
(1,1906)	1:B:119:GLN:H	1:B:189:PHE:HB2	4	20.31
(1,663)	1:A:119:GLN:H	1:A:189:PHE:HB2	8	20.3
(1,662)	1:A:119:GLN:H	1:A:189:PHE:HB2	8	20.3
(1,1907)	1:B:119:GLN:H	1:B:189:PHE:HB2	14	20.3
(1,1906)	1:B:119:GLN:H	1:B:189:PHE:HB2	14	20.3

*Continued on next page...*

*Continued from previous page...*

Key	Atom-1	Atom-2	Model ID	Violation (Å)
(1,663)	1:A:119:GLN:H	1:A:189:PHE:HB2	1	20.28
(1,662)	1:A:119:GLN:H	1:A:189:PHE:HB2	1	20.28
(1,1907)	1:B:119:GLN:H	1:B:189:PHE:HB2	8	20.2
(1,1906)	1:B:119:GLN:H	1:B:189:PHE:HB2	8	20.2
(1,1907)	1:B:119:GLN:H	1:B:189:PHE:HB2	3	20.19
(1,1906)	1:B:119:GLN:H	1:B:189:PHE:HB2	3	20.19
(1,663)	1:A:119:GLN:H	1:A:189:PHE:HB2	6	20.17
(1,662)	1:A:119:GLN:H	1:A:189:PHE:HB2	6	20.17
(1,1907)	1:B:119:GLN:H	1:B:189:PHE:HB2	10	20.16
(1,1906)	1:B:119:GLN:H	1:B:189:PHE:HB2	10	20.16
(1,663)	1:A:119:GLN:H	1:A:189:PHE:HB2	12	20.14
(1,662)	1:A:119:GLN:H	1:A:189:PHE:HB2	12	20.14
(1,663)	1:A:119:GLN:H	1:A:189:PHE:HB2	9	20.13
(1,663)	1:A:119:GLN:H	1:A:189:PHE:HB2	11	20.13
(1,662)	1:A:119:GLN:H	1:A:189:PHE:HB2	9	20.13
(1,662)	1:A:119:GLN:H	1:A:189:PHE:HB2	11	20.13
(1,663)	1:A:119:GLN:H	1:A:189:PHE:HB2	4	20.12
(1,662)	1:A:119:GLN:H	1:A:189:PHE:HB2	4	20.12
(1,1907)	1:B:119:GLN:H	1:B:189:PHE:HB2	5	20.12
(1,1906)	1:B:119:GLN:H	1:B:189:PHE:HB2	5	20.12
(1,1907)	1:B:119:GLN:H	1:B:189:PHE:HB2	9	20.1
(1,1906)	1:B:119:GLN:H	1:B:189:PHE:HB2	9	20.1
(1,1907)	1:B:119:GLN:H	1:B:189:PHE:HB2	12	20.09
(1,1906)	1:B:119:GLN:H	1:B:189:PHE:HB2	12	20.09
(1,1907)	1:B:119:GLN:H	1:B:189:PHE:HB2	13	20.05
(1,1906)	1:B:119:GLN:H	1:B:189:PHE:HB2	13	20.05
(1,1907)	1:B:119:GLN:H	1:B:189:PHE:HB2	1	20.03
(1,1906)	1:B:119:GLN:H	1:B:189:PHE:HB2	1	20.03
(1,663)	1:A:119:GLN:H	1:A:189:PHE:HB2	10	20.01
(1,662)	1:A:119:GLN:H	1:A:189:PHE:HB2	10	20.01
(1,663)	1:A:119:GLN:H	1:A:189:PHE:HB2	5	19.86
(1,662)	1:A:119:GLN:H	1:A:189:PHE:HB2	5	19.86
(1,1907)	1:B:119:GLN:H	1:B:189:PHE:HB2	15	19.81
(1,1906)	1:B:119:GLN:H	1:B:189:PHE:HB2	15	19.81
(1,663)	1:A:119:GLN:H	1:A:189:PHE:HB2	14	19.74
(1,662)	1:A:119:GLN:H	1:A:189:PHE:HB2	14	19.74
(1,1907)	1:B:119:GLN:H	1:B:189:PHE:HB2	2	19.74
(1,1906)	1:B:119:GLN:H	1:B:189:PHE:HB2	2	19.74
(1,663)	1:A:119:GLN:H	1:A:189:PHE:HB2	15	19.7
(1,662)	1:A:119:GLN:H	1:A:189:PHE:HB2	15	19.7
(1,1907)	1:B:119:GLN:H	1:B:189:PHE:HB2	11	19.61
(1,1906)	1:B:119:GLN:H	1:B:189:PHE:HB2	11	19.61

*Continued on next page...*

*Continued from previous page...*

Key	Atom-1	Atom-2	Model ID	Violation (Å)
(1,1907)	1:B:119:GLN:H	1:B:189:PHE:HB2	6	19.59
(1,1906)	1:B:119:GLN:H	1:B:189:PHE:HB2	6	19.59
(1,2531)	1:A:88:ILE:HD11	1:B:95:ASP:HA	15	7.34
(1,2531)	1:A:88:ILE:HD12	1:B:95:ASP:HA	15	7.34
(1,2531)	1:A:88:ILE:HD13	1:B:95:ASP:HA	15	7.34
(1,2457)	1:B:211:VAL:HG21	1:B:173:HIS:HD1	10	7.03
(1,2457)	1:B:211:VAL:HG21	1:B:173:HIS:HD2	10	7.03
(1,2457)	1:B:211:VAL:HG22	1:B:173:HIS:HD1	10	7.03
(1,2457)	1:B:211:VAL:HG22	1:B:173:HIS:HD2	10	7.03
(1,2457)	1:B:211:VAL:HG23	1:B:173:HIS:HD1	10	7.03
(1,2457)	1:B:211:VAL:HG23	1:B:173:HIS:HD2	10	7.03
(1,1213)	1:A:211:VAL:HG21	1:A:173:HIS:HD1	1	6.97
(1,1213)	1:A:211:VAL:HG21	1:A:173:HIS:HD2	1	6.97
(1,1213)	1:A:211:VAL:HG22	1:A:173:HIS:HD1	1	6.97
(1,1213)	1:A:211:VAL:HG22	1:A:173:HIS:HD2	1	6.97
(1,1213)	1:A:211:VAL:HG23	1:A:173:HIS:HD1	1	6.97
(1,1213)	1:A:211:VAL:HG23	1:A:173:HIS:HD2	1	6.97
(1,768)	1:A:148:LEU:HD11	1:A:195:LEU:HD11	6	6.72
(1,768)	1:A:148:LEU:HD11	1:A:195:LEU:HD12	6	6.72
(1,768)	1:A:148:LEU:HD11	1:A:195:LEU:HD13	6	6.72
(1,768)	1:A:148:LEU:HD11	1:A:195:LEU:HD21	6	6.72
(1,768)	1:A:148:LEU:HD11	1:A:195:LEU:HD22	6	6.72
(1,768)	1:A:148:LEU:HD11	1:A:195:LEU:HD23	6	6.72
(1,768)	1:A:148:LEU:HD12	1:A:195:LEU:HD11	6	6.72
(1,768)	1:A:148:LEU:HD12	1:A:195:LEU:HD12	6	6.72
(1,768)	1:A:148:LEU:HD12	1:A:195:LEU:HD13	6	6.72
(1,768)	1:A:148:LEU:HD12	1:A:195:LEU:HD21	6	6.72
(1,768)	1:A:148:LEU:HD12	1:A:195:LEU:HD22	6	6.72
(1,768)	1:A:148:LEU:HD12	1:A:195:LEU:HD23	6	6.72
(1,768)	1:A:148:LEU:HD13	1:A:195:LEU:HD11	6	6.72
(1,768)	1:A:148:LEU:HD13	1:A:195:LEU:HD12	6	6.72
(1,768)	1:A:148:LEU:HD13	1:A:195:LEU:HD13	6	6.72
(1,768)	1:A:148:LEU:HD13	1:A:195:LEU:HD21	6	6.72
(1,768)	1:A:148:LEU:HD13	1:A:195:LEU:HD22	6	6.72
(1,768)	1:A:148:LEU:HD13	1:A:195:LEU:HD23	6	6.72
(1,2531)	1:A:88:ILE:HD11	1:B:95:ASP:HA	11	6.71
(1,2531)	1:A:88:ILE:HD12	1:B:95:ASP:HA	11	6.71
(1,2531)	1:A:88:ILE:HD13	1:B:95:ASP:HA	11	6.71
(1,769)	1:A:148:LEU:HD21	1:A:195:LEU:HD11	8	6.65
(1,769)	1:A:148:LEU:HD21	1:A:195:LEU:HD12	8	6.65
(1,769)	1:A:148:LEU:HD21	1:A:195:LEU:HD13	8	6.65
(1,769)	1:A:148:LEU:HD21	1:A:195:LEU:HD21	8	6.65

*Continued on next page...*

*Continued from previous page...*

Key	Atom-1	Atom-2	Model ID	Violation (Å)
(1,769)	1:A:148:LEU:HD21	1:A:195:LEU:HD22	8	6.65
(1,769)	1:A:148:LEU:HD21	1:A:195:LEU:HD23	8	6.65
(1,769)	1:A:148:LEU:HD22	1:A:195:LEU:HD11	8	6.65
(1,769)	1:A:148:LEU:HD22	1:A:195:LEU:HD12	8	6.65
(1,769)	1:A:148:LEU:HD22	1:A:195:LEU:HD13	8	6.65
(1,769)	1:A:148:LEU:HD22	1:A:195:LEU:HD21	8	6.65
(1,769)	1:A:148:LEU:HD22	1:A:195:LEU:HD22	8	6.65
(1,769)	1:A:148:LEU:HD22	1:A:195:LEU:HD23	8	6.65
(1,769)	1:A:148:LEU:HD23	1:A:195:LEU:HD11	8	6.65
(1,769)	1:A:148:LEU:HD23	1:A:195:LEU:HD12	8	6.65
(1,769)	1:A:148:LEU:HD23	1:A:195:LEU:HD13	8	6.65
(1,769)	1:A:148:LEU:HD23	1:A:195:LEU:HD21	8	6.65
(1,769)	1:A:148:LEU:HD23	1:A:195:LEU:HD22	8	6.65
(1,769)	1:A:148:LEU:HD23	1:A:195:LEU:HD23	8	6.65
(1,2570)	1:B:88:ILE:HD11	1:A:95:ASP:HA	4	6.63
(1,2570)	1:B:88:ILE:HD12	1:A:95:ASP:HA	4	6.63
(1,2570)	1:B:88:ILE:HD13	1:A:95:ASP:HA	4	6.63
(1,2531)	1:A:88:ILE:HD11	1:B:95:ASP:HA	2	6.56
(1,2531)	1:A:88:ILE:HD12	1:B:95:ASP:HA	2	6.56
(1,2531)	1:A:88:ILE:HD13	1:B:95:ASP:HA	2	6.56
(1,1213)	1:A:211:VAL:HG21	1:A:173:HIS:HD1	6	6.39
(1,1213)	1:A:211:VAL:HG21	1:A:173:HIS:HD2	6	6.39
(1,1213)	1:A:211:VAL:HG22	1:A:173:HIS:HD1	6	6.39
(1,1213)	1:A:211:VAL:HG22	1:A:173:HIS:HD2	6	6.39
(1,1213)	1:A:211:VAL:HG23	1:A:173:HIS:HD1	6	6.39
(1,1213)	1:A:211:VAL:HG23	1:A:173:HIS:HD2	6	6.39
(1,2457)	1:B:211:VAL:HG21	1:B:173:HIS:HD1	11	6.22
(1,2457)	1:B:211:VAL:HG21	1:B:173:HIS:HD2	11	6.22
(1,2457)	1:B:211:VAL:HG22	1:B:173:HIS:HD1	11	6.22
(1,2457)	1:B:211:VAL:HG22	1:B:173:HIS:HD2	11	6.22
(1,2457)	1:B:211:VAL:HG23	1:B:173:HIS:HD1	11	6.22
(1,2457)	1:B:211:VAL:HG23	1:B:173:HIS:HD2	11	6.22
(1,2569)	1:B:88:ILE:HD11	1:A:95:ASP:HB2	4	6.19
(1,2569)	1:B:88:ILE:HD11	1:A:95:ASP:HB3	4	6.19
(1,2569)	1:B:88:ILE:HD12	1:A:95:ASP:HB2	4	6.19
(1,2569)	1:B:88:ILE:HD12	1:A:95:ASP:HB3	4	6.19
(1,2569)	1:B:88:ILE:HD13	1:A:95:ASP:HB2	4	6.19
(1,2569)	1:B:88:ILE:HD13	1:A:95:ASP:HB3	4	6.19
(1,2530)	1:A:88:ILE:HD11	1:B:95:ASP:HB2	2	6.1
(1,2530)	1:A:88:ILE:HD11	1:B:95:ASP:HB3	2	6.1
(1,2530)	1:A:88:ILE:HD12	1:B:95:ASP:HB2	2	6.1
(1,2530)	1:A:88:ILE:HD12	1:B:95:ASP:HB3	2	6.1

*Continued on next page...*



*Continued from previous page...*

Key	Atom-1	Atom-2	Model ID	Violation (Å)
(1,2530)	1:A:88:ILE:HD13	1:B:95:ASP:HB2	2	6.1
(1,2530)	1:A:88:ILE:HD13	1:B:95:ASP:HB3	2	6.1
(1,2531)	1:A:88:ILE:HD11	1:B:95:ASP:HA	1	6.08
(1,2531)	1:A:88:ILE:HD12	1:B:95:ASP:HA	1	6.08
(1,2531)	1:A:88:ILE:HD13	1:B:95:ASP:HA	1	6.08
(1,1120)	1:A:198:MET:HE1	1:A:190:LYS:HE2	9	5.97
(1,1120)	1:A:198:MET:HE1	1:A:190:LYS:HE3	9	5.97
(1,1120)	1:A:198:MET:HE2	1:A:190:LYS:HE2	9	5.97
(1,1120)	1:A:198:MET:HE2	1:A:190:LYS:HE3	9	5.97
(1,1120)	1:A:198:MET:HE3	1:A:190:LYS:HE2	9	5.97
(1,1120)	1:A:198:MET:HE3	1:A:190:LYS:HE3	9	5.97
(1,2604)	2:C:7:SER:H	1:A:76:GLU:HG2	5	5.92
(1,2604)	2:C:7:SER:H	1:A:76:GLU:HG3	5	5.92
(1,2604)	2:C:7:SER:H	1:B:76:GLU:HG2	5	5.92
(1,2604)	2:C:7:SER:H	1:B:76:GLU:HG3	5	5.92
(1,2530)	1:A:88:ILE:HD11	1:B:95:ASP:HB2	11	5.81
(1,2530)	1:A:88:ILE:HD11	1:B:95:ASP:HB3	11	5.81
(1,2530)	1:A:88:ILE:HD12	1:B:95:ASP:HB2	11	5.81
(1,2530)	1:A:88:ILE:HD12	1:B:95:ASP:HB3	11	5.81
(1,2530)	1:A:88:ILE:HD13	1:B:95:ASP:HB2	11	5.81
(1,2530)	1:A:88:ILE:HD13	1:B:95:ASP:HB3	11	5.81
(1,2530)	1:A:88:ILE:HD11	1:B:95:ASP:HB2	12	5.72
(1,2530)	1:A:88:ILE:HD11	1:B:95:ASP:HB3	12	5.72
(1,2530)	1:A:88:ILE:HD12	1:B:95:ASP:HB2	12	5.72
(1,2530)	1:A:88:ILE:HD12	1:B:95:ASP:HB3	12	5.72
(1,2530)	1:A:88:ILE:HD13	1:B:95:ASP:HB2	12	5.72
(1,2530)	1:A:88:ILE:HD13	1:B:95:ASP:HB3	12	5.72
(1,2530)	1:A:88:ILE:HD11	1:B:95:ASP:HB2	15	5.66
(1,2530)	1:A:88:ILE:HD11	1:B:95:ASP:HB3	15	5.66
(1,2530)	1:A:88:ILE:HD12	1:B:95:ASP:HB2	15	5.66
(1,2530)	1:A:88:ILE:HD12	1:B:95:ASP:HB3	15	5.66
(1,2530)	1:A:88:ILE:HD13	1:B:95:ASP:HB2	15	5.66
(1,2530)	1:A:88:ILE:HD13	1:B:95:ASP:HB3	15	5.66
(1,2531)	1:A:88:ILE:HD11	1:B:95:ASP:HA	12	5.61
(1,2531)	1:A:88:ILE:HD12	1:B:95:ASP:HA	12	5.61
(1,2531)	1:A:88:ILE:HD13	1:B:95:ASP:HA	12	5.61
(1,1120)	1:A:198:MET:HE1	1:A:190:LYS:HE2	2	5.59
(1,1120)	1:A:198:MET:HE1	1:A:190:LYS:HE3	2	5.59
(1,1120)	1:A:198:MET:HE2	1:A:190:LYS:HE2	2	5.59
(1,1120)	1:A:198:MET:HE2	1:A:190:LYS:HE3	2	5.59
(1,1120)	1:A:198:MET:HE3	1:A:190:LYS:HE2	2	5.59
(1,1120)	1:A:198:MET:HE3	1:A:190:LYS:HE3	2	5.59

*Continued on next page...*

*Continued from previous page...*

Key	Atom-1	Atom-2	Model ID	Violation (Å)
(1,2570)	1:B:88:ILE:HD11	1:A:95:ASP:HA	10	5.51
(1,2570)	1:B:88:ILE:HD12	1:A:95:ASP:HA	10	5.51
(1,2570)	1:B:88:ILE:HD13	1:A:95:ASP:HA	10	5.51
(1,2530)	1:A:88:ILE:HD11	1:B:95:ASP:HB2	6	5.5
(1,2530)	1:A:88:ILE:HD11	1:B:95:ASP:HB3	6	5.5
(1,2530)	1:A:88:ILE:HD12	1:B:95:ASP:HB2	6	5.5
(1,2530)	1:A:88:ILE:HD12	1:B:95:ASP:HB3	6	5.5
(1,2530)	1:A:88:ILE:HD13	1:B:95:ASP:HB2	6	5.5
(1,2530)	1:A:88:ILE:HD13	1:B:95:ASP:HB3	6	5.5
(1,2570)	1:B:88:ILE:HD11	1:A:95:ASP:HA	7	5.47
(1,2570)	1:B:88:ILE:HD12	1:A:95:ASP:HA	7	5.47
(1,2570)	1:B:88:ILE:HD13	1:A:95:ASP:HA	7	5.47
(1,2531)	1:A:88:ILE:HD11	1:B:95:ASP:HA	8	5.42
(1,2531)	1:A:88:ILE:HD12	1:B:95:ASP:HA	8	5.42
(1,2531)	1:A:88:ILE:HD13	1:B:95:ASP:HA	8	5.42
(1,1120)	1:A:198:MET:HE1	1:A:190:LYS:HE2	13	5.37
(1,1120)	1:A:198:MET:HE1	1:A:190:LYS:HE3	13	5.37
(1,1120)	1:A:198:MET:HE2	1:A:190:LYS:HE2	13	5.37
(1,1120)	1:A:198:MET:HE2	1:A:190:LYS:HE3	13	5.37
(1,1120)	1:A:198:MET:HE3	1:A:190:LYS:HE2	13	5.37
(1,1120)	1:A:198:MET:HE3	1:A:190:LYS:HE3	13	5.37
(1,2531)	1:A:88:ILE:HD11	1:B:95:ASP:HA	6	5.36
(1,2531)	1:A:88:ILE:HD12	1:B:95:ASP:HA	6	5.36
(1,2531)	1:A:88:ILE:HD13	1:B:95:ASP:HA	6	5.36
(1,769)	1:A:148:LEU:HD21	1:A:195:LEU:HD11	6	5.23
(1,769)	1:A:148:LEU:HD21	1:A:195:LEU:HD12	6	5.23
(1,769)	1:A:148:LEU:HD21	1:A:195:LEU:HD13	6	5.23
(1,769)	1:A:148:LEU:HD21	1:A:195:LEU:HD21	6	5.23
(1,769)	1:A:148:LEU:HD21	1:A:195:LEU:HD22	6	5.23
(1,769)	1:A:148:LEU:HD21	1:A:195:LEU:HD23	6	5.23
(1,769)	1:A:148:LEU:HD22	1:A:195:LEU:HD11	6	5.23
(1,769)	1:A:148:LEU:HD22	1:A:195:LEU:HD12	6	5.23
(1,769)	1:A:148:LEU:HD22	1:A:195:LEU:HD13	6	5.23
(1,769)	1:A:148:LEU:HD22	1:A:195:LEU:HD21	6	5.23
(1,769)	1:A:148:LEU:HD22	1:A:195:LEU:HD22	6	5.23
(1,769)	1:A:148:LEU:HD22	1:A:195:LEU:HD23	6	5.23
(1,769)	1:A:148:LEU:HD23	1:A:195:LEU:HD11	6	5.23
(1,769)	1:A:148:LEU:HD23	1:A:195:LEU:HD12	6	5.23
(1,769)	1:A:148:LEU:HD23	1:A:195:LEU:HD13	6	5.23
(1,769)	1:A:148:LEU:HD23	1:A:195:LEU:HD21	6	5.23
(1,769)	1:A:148:LEU:HD23	1:A:195:LEU:HD22	6	5.23
(1,769)	1:A:148:LEU:HD23	1:A:195:LEU:HD23	6	5.23

*Continued on next page...*

*Continued from previous page...*

Key	Atom-1	Atom-2	Model ID	Violation (Å)
(1,768)	1:A:148:LEU:HD11	1:A:195:LEU:HD11	15	5.22
(1,768)	1:A:148:LEU:HD11	1:A:195:LEU:HD12	15	5.22
(1,768)	1:A:148:LEU:HD11	1:A:195:LEU:HD13	15	5.22
(1,768)	1:A:148:LEU:HD11	1:A:195:LEU:HD21	15	5.22
(1,768)	1:A:148:LEU:HD11	1:A:195:LEU:HD22	15	5.22
(1,768)	1:A:148:LEU:HD11	1:A:195:LEU:HD23	15	5.22
(1,768)	1:A:148:LEU:HD12	1:A:195:LEU:HD11	15	5.22
(1,768)	1:A:148:LEU:HD12	1:A:195:LEU:HD12	15	5.22
(1,768)	1:A:148:LEU:HD12	1:A:195:LEU:HD13	15	5.22
(1,768)	1:A:148:LEU:HD12	1:A:195:LEU:HD21	15	5.22
(1,768)	1:A:148:LEU:HD12	1:A:195:LEU:HD22	15	5.22
(1,768)	1:A:148:LEU:HD12	1:A:195:LEU:HD23	15	5.22
(1,768)	1:A:148:LEU:HD13	1:A:195:LEU:HD11	15	5.22
(1,768)	1:A:148:LEU:HD13	1:A:195:LEU:HD12	15	5.22
(1,768)	1:A:148:LEU:HD13	1:A:195:LEU:HD13	15	5.22
(1,768)	1:A:148:LEU:HD13	1:A:195:LEU:HD21	15	5.22
(1,768)	1:A:148:LEU:HD13	1:A:195:LEU:HD22	15	5.22
(1,768)	1:A:148:LEU:HD13	1:A:195:LEU:HD23	15	5.22
(1,2530)	1:A:88:ILE:HD11	1:B:95:ASP:HB2	8	5.2
(1,2530)	1:A:88:ILE:HD11	1:B:95:ASP:HB3	8	5.2
(1,2530)	1:A:88:ILE:HD12	1:B:95:ASP:HB2	8	5.2
(1,2530)	1:A:88:ILE:HD12	1:B:95:ASP:HB3	8	5.2
(1,2530)	1:A:88:ILE:HD13	1:B:95:ASP:HB2	8	5.2
(1,2530)	1:A:88:ILE:HD13	1:B:95:ASP:HB3	8	5.2
(1,2012)	1:B:148:LEU:HD11	1:B:195:LEU:HD11	5	5.18
(1,2012)	1:B:148:LEU:HD11	1:B:195:LEU:HD12	5	5.18
(1,2012)	1:B:148:LEU:HD11	1:B:195:LEU:HD13	5	5.18
(1,2012)	1:B:148:LEU:HD11	1:B:195:LEU:HD21	5	5.18
(1,2012)	1:B:148:LEU:HD11	1:B:195:LEU:HD22	5	5.18
(1,2012)	1:B:148:LEU:HD11	1:B:195:LEU:HD23	5	5.18
(1,2012)	1:B:148:LEU:HD12	1:B:195:LEU:HD11	5	5.18
(1,2012)	1:B:148:LEU:HD12	1:B:195:LEU:HD12	5	5.18
(1,2012)	1:B:148:LEU:HD12	1:B:195:LEU:HD13	5	5.18
(1,2012)	1:B:148:LEU:HD12	1:B:195:LEU:HD21	5	5.18
(1,2012)	1:B:148:LEU:HD12	1:B:195:LEU:HD22	5	5.18
(1,2012)	1:B:148:LEU:HD12	1:B:195:LEU:HD23	5	5.18
(1,2012)	1:B:148:LEU:HD13	1:B:195:LEU:HD11	5	5.18
(1,2012)	1:B:148:LEU:HD13	1:B:195:LEU:HD12	5	5.18
(1,2012)	1:B:148:LEU:HD13	1:B:195:LEU:HD13	5	5.18
(1,2012)	1:B:148:LEU:HD13	1:B:195:LEU:HD21	5	5.18
(1,2012)	1:B:148:LEU:HD13	1:B:195:LEU:HD22	5	5.18
(1,2012)	1:B:148:LEU:HD13	1:B:195:LEU:HD23	5	5.18

*Continued on next page...*

*Continued from previous page...*

Key	Atom-1	Atom-2	Model ID	Violation (Å)
(1,2530)	1:A:88:ILE:HD11	1:B:95:ASP:HB2	13	5.16
(1,2530)	1:A:88:ILE:HD11	1:B:95:ASP:HB3	13	5.16
(1,2530)	1:A:88:ILE:HD12	1:B:95:ASP:HB2	13	5.16
(1,2530)	1:A:88:ILE:HD12	1:B:95:ASP:HB3	13	5.16
(1,2530)	1:A:88:ILE:HD13	1:B:95:ASP:HB2	13	5.16
(1,2530)	1:A:88:ILE:HD13	1:B:95:ASP:HB3	13	5.16
(1,768)	1:A:148:LEU:HD11	1:A:195:LEU:HD11	13	5.08
(1,768)	1:A:148:LEU:HD11	1:A:195:LEU:HD12	13	5.08
(1,768)	1:A:148:LEU:HD11	1:A:195:LEU:HD13	13	5.08
(1,768)	1:A:148:LEU:HD11	1:A:195:LEU:HD21	13	5.08
(1,768)	1:A:148:LEU:HD11	1:A:195:LEU:HD22	13	5.08
(1,768)	1:A:148:LEU:HD11	1:A:195:LEU:HD23	13	5.08
(1,768)	1:A:148:LEU:HD12	1:A:195:LEU:HD11	13	5.08
(1,768)	1:A:148:LEU:HD12	1:A:195:LEU:HD12	13	5.08
(1,768)	1:A:148:LEU:HD12	1:A:195:LEU:HD13	13	5.08
(1,768)	1:A:148:LEU:HD12	1:A:195:LEU:HD21	13	5.08
(1,768)	1:A:148:LEU:HD12	1:A:195:LEU:HD22	13	5.08
(1,768)	1:A:148:LEU:HD12	1:A:195:LEU:HD23	13	5.08
(1,768)	1:A:148:LEU:HD13	1:A:195:LEU:HD11	13	5.08
(1,768)	1:A:148:LEU:HD13	1:A:195:LEU:HD12	13	5.08
(1,768)	1:A:148:LEU:HD13	1:A:195:LEU:HD13	13	5.08
(1,768)	1:A:148:LEU:HD13	1:A:195:LEU:HD21	13	5.08
(1,768)	1:A:148:LEU:HD13	1:A:195:LEU:HD22	13	5.08
(1,768)	1:A:148:LEU:HD13	1:A:195:LEU:HD23	13	5.08
(1,2569)	1:B:88:ILE:HD11	1:A:95:ASP:HB2	3	5.05
(1,2569)	1:B:88:ILE:HD11	1:A:95:ASP:HB3	3	5.05
(1,2569)	1:B:88:ILE:HD12	1:A:95:ASP:HB2	3	5.05
(1,2569)	1:B:88:ILE:HD12	1:A:95:ASP:HB3	3	5.05
(1,2569)	1:B:88:ILE:HD13	1:A:95:ASP:HB2	3	5.05
(1,2569)	1:B:88:ILE:HD13	1:A:95:ASP:HB3	3	5.05
(1,2570)	1:B:88:ILE:HD11	1:A:95:ASP:HA	3	5.04
(1,2570)	1:B:88:ILE:HD12	1:A:95:ASP:HA	3	5.04
(1,2570)	1:B:88:ILE:HD13	1:A:95:ASP:HA	3	5.04
(1,768)	1:A:148:LEU:HD11	1:A:195:LEU:HD11	8	4.99
(1,768)	1:A:148:LEU:HD11	1:A:195:LEU:HD12	8	4.99
(1,768)	1:A:148:LEU:HD11	1:A:195:LEU:HD13	8	4.99
(1,768)	1:A:148:LEU:HD11	1:A:195:LEU:HD21	8	4.99
(1,768)	1:A:148:LEU:HD11	1:A:195:LEU:HD22	8	4.99
(1,768)	1:A:148:LEU:HD11	1:A:195:LEU:HD23	8	4.99
(1,768)	1:A:148:LEU:HD12	1:A:195:LEU:HD11	8	4.99
(1,768)	1:A:148:LEU:HD12	1:A:195:LEU:HD12	8	4.99
(1,768)	1:A:148:LEU:HD12	1:A:195:LEU:HD13	8	4.99

*Continued on next page...*

*Continued from previous page...*

Key	Atom-1	Atom-2	Model ID	Violation (Å)
(1,768)	1:A:148:LEU:HD12	1:A:195:LEU:HD21	8	4.99
(1,768)	1:A:148:LEU:HD12	1:A:195:LEU:HD22	8	4.99
(1,768)	1:A:148:LEU:HD12	1:A:195:LEU:HD23	8	4.99
(1,768)	1:A:148:LEU:HD13	1:A:195:LEU:HD11	8	4.99
(1,768)	1:A:148:LEU:HD13	1:A:195:LEU:HD12	8	4.99
(1,768)	1:A:148:LEU:HD13	1:A:195:LEU:HD13	8	4.99
(1,768)	1:A:148:LEU:HD13	1:A:195:LEU:HD21	8	4.99
(1,768)	1:A:148:LEU:HD13	1:A:195:LEU:HD22	8	4.99
(1,768)	1:A:148:LEU:HD13	1:A:195:LEU:HD23	8	4.99
(1,769)	1:A:148:LEU:HD21	1:A:195:LEU:HD11	13	4.88
(1,769)	1:A:148:LEU:HD21	1:A:195:LEU:HD12	13	4.88
(1,769)	1:A:148:LEU:HD21	1:A:195:LEU:HD13	13	4.88
(1,769)	1:A:148:LEU:HD21	1:A:195:LEU:HD21	13	4.88
(1,769)	1:A:148:LEU:HD21	1:A:195:LEU:HD22	13	4.88
(1,769)	1:A:148:LEU:HD21	1:A:195:LEU:HD23	13	4.88
(1,769)	1:A:148:LEU:HD22	1:A:195:LEU:HD11	13	4.88
(1,769)	1:A:148:LEU:HD22	1:A:195:LEU:HD12	13	4.88
(1,769)	1:A:148:LEU:HD22	1:A:195:LEU:HD13	13	4.88
(1,769)	1:A:148:LEU:HD22	1:A:195:LEU:HD21	13	4.88
(1,769)	1:A:148:LEU:HD22	1:A:195:LEU:HD22	13	4.88
(1,769)	1:A:148:LEU:HD22	1:A:195:LEU:HD23	13	4.88
(1,769)	1:A:148:LEU:HD23	1:A:195:LEU:HD11	13	4.88
(1,769)	1:A:148:LEU:HD23	1:A:195:LEU:HD12	13	4.88
(1,769)	1:A:148:LEU:HD23	1:A:195:LEU:HD13	13	4.88
(1,769)	1:A:148:LEU:HD23	1:A:195:LEU:HD21	13	4.88
(1,769)	1:A:148:LEU:HD23	1:A:195:LEU:HD22	13	4.88
(1,769)	1:A:148:LEU:HD23	1:A:195:LEU:HD23	13	4.88
(1,2569)	1:B:88:ILE:HD11	1:A:95:ASP:HB2	10	4.87
(1,2569)	1:B:88:ILE:HD11	1:A:95:ASP:HB3	10	4.87
(1,2569)	1:B:88:ILE:HD12	1:A:95:ASP:HB2	10	4.87
(1,2569)	1:B:88:ILE:HD12	1:A:95:ASP:HB3	10	4.87
(1,2569)	1:B:88:ILE:HD13	1:A:95:ASP:HB2	10	4.87
(1,2569)	1:B:88:ILE:HD13	1:A:95:ASP:HB3	10	4.87
(1,2569)	1:B:88:ILE:HD11	1:A:95:ASP:HB2	7	4.82
(1,2569)	1:B:88:ILE:HD11	1:A:95:ASP:HB3	7	4.82
(1,2569)	1:B:88:ILE:HD12	1:A:95:ASP:HB2	7	4.82
(1,2569)	1:B:88:ILE:HD12	1:A:95:ASP:HB3	7	4.82
(1,2569)	1:B:88:ILE:HD13	1:A:95:ASP:HB2	7	4.82
(1,2569)	1:B:88:ILE:HD13	1:A:95:ASP:HB3	7	4.82
(1,2533)	1:A:88:ILE:HD11	1:B:172:LYS:HD2	6	4.8
(1,2533)	1:A:88:ILE:HD11	1:B:172:LYS:HD3	6	4.8
(1,2533)	1:A:88:ILE:HD12	1:B:172:LYS:HD2	6	4.8

*Continued on next page...*

*Continued from previous page...*

Key	Atom-1	Atom-2	Model ID	Violation (Å)
(1,2533)	1:A:88:ILE:HD12	1:B:172:LYS:HD3	6	4.8
(1,2533)	1:A:88:ILE:HD13	1:B:172:LYS:HD2	6	4.8
(1,2533)	1:A:88:ILE:HD13	1:B:172:LYS:HD3	6	4.8
(1,2531)	1:A:88:ILE:HD11	1:B:95:ASP:HA	13	4.76
(1,2531)	1:A:88:ILE:HD12	1:B:95:ASP:HA	13	4.76
(1,2531)	1:A:88:ILE:HD13	1:B:95:ASP:HA	13	4.76
(1,2013)	1:B:148:LEU:HD21	1:B:195:LEU:HD11	4	4.72
(1,2013)	1:B:148:LEU:HD21	1:B:195:LEU:HD12	4	4.72
(1,2013)	1:B:148:LEU:HD21	1:B:195:LEU:HD13	4	4.72
(1,2013)	1:B:148:LEU:HD21	1:B:195:LEU:HD21	4	4.72
(1,2013)	1:B:148:LEU:HD21	1:B:195:LEU:HD22	4	4.72
(1,2013)	1:B:148:LEU:HD21	1:B:195:LEU:HD23	4	4.72
(1,2013)	1:B:148:LEU:HD22	1:B:195:LEU:HD11	4	4.72
(1,2013)	1:B:148:LEU:HD22	1:B:195:LEU:HD12	4	4.72
(1,2013)	1:B:148:LEU:HD22	1:B:195:LEU:HD13	4	4.72
(1,2013)	1:B:148:LEU:HD22	1:B:195:LEU:HD21	4	4.72
(1,2013)	1:B:148:LEU:HD22	1:B:195:LEU:HD22	4	4.72
(1,2013)	1:B:148:LEU:HD22	1:B:195:LEU:HD23	4	4.72
(1,2013)	1:B:148:LEU:HD23	1:B:195:LEU:HD11	4	4.72
(1,2013)	1:B:148:LEU:HD23	1:B:195:LEU:HD12	4	4.72
(1,2013)	1:B:148:LEU:HD23	1:B:195:LEU:HD13	4	4.72
(1,2013)	1:B:148:LEU:HD23	1:B:195:LEU:HD21	4	4.72
(1,2013)	1:B:148:LEU:HD23	1:B:195:LEU:HD22	4	4.72
(1,2013)	1:B:148:LEU:HD23	1:B:195:LEU:HD23	4	4.72
(1,2610)	2:C:25:LEU:HG	1:A:66:LYS:H	1	4.71
(1,2610)	2:C:25:LEU:HG	1:B:66:LYS:H	1	4.71
(1,2530)	1:A:88:ILE:HD11	1:B:95:ASP:HB2	1	4.59
(1,2530)	1:A:88:ILE:HD11	1:B:95:ASP:HB3	1	4.59
(1,2530)	1:A:88:ILE:HD12	1:B:95:ASP:HB2	1	4.59
(1,2530)	1:A:88:ILE:HD12	1:B:95:ASP:HB3	1	4.59
(1,2530)	1:A:88:ILE:HD13	1:B:95:ASP:HB2	1	4.59
(1,2530)	1:A:88:ILE:HD13	1:B:95:ASP:HB3	1	4.59
(1,2533)	1:A:88:ILE:HD11	1:B:172:LYS:HD2	2	4.58
(1,2533)	1:A:88:ILE:HD11	1:B:172:LYS:HD3	2	4.58
(1,2533)	1:A:88:ILE:HD12	1:B:172:LYS:HD2	2	4.58
(1,2533)	1:A:88:ILE:HD12	1:B:172:LYS:HD3	2	4.58
(1,2533)	1:A:88:ILE:HD13	1:B:172:LYS:HD2	2	4.58
(1,2533)	1:A:88:ILE:HD13	1:B:172:LYS:HD3	2	4.58
(1,2533)	1:A:88:ILE:HD11	1:B:172:LYS:HD2	12	4.57
(1,2533)	1:A:88:ILE:HD11	1:B:172:LYS:HD3	12	4.57
(1,2533)	1:A:88:ILE:HD12	1:B:172:LYS:HD2	12	4.57
(1,2533)	1:A:88:ILE:HD12	1:B:172:LYS:HD3	12	4.57

*Continued on next page...*



*Continued from previous page...*

Key	Atom-1	Atom-2	Model ID	Violation (Å)
(1,2533)	1:A:88:ILE:HD13	1:B:172:LYS:HD2	12	4.57
(1,2533)	1:A:88:ILE:HD13	1:B:172:LYS:HD3	12	4.57
(1,2570)	1:B:88:ILE:HD11	1:A:95:ASP:HA	2	4.55
(1,2570)	1:B:88:ILE:HD12	1:A:95:ASP:HA	2	4.55
(1,2570)	1:B:88:ILE:HD13	1:A:95:ASP:HA	2	4.55
(1,2610)	2:C:25:LEU:HG	1:A:66:LYS:H	2	4.49
(1,2610)	2:C:25:LEU:HG	1:B:66:LYS:H	2	4.49
(1,2457)	1:B:211:VAL:HG21	1:B:173:HIS:HD1	14	4.48
(1,2457)	1:B:211:VAL:HG21	1:B:173:HIS:HD2	14	4.48
(1,2457)	1:B:211:VAL:HG22	1:B:173:HIS:HD1	14	4.48
(1,2457)	1:B:211:VAL:HG22	1:B:173:HIS:HD2	14	4.48
(1,2457)	1:B:211:VAL:HG23	1:B:173:HIS:HD1	14	4.48
(1,2457)	1:B:211:VAL:HG23	1:B:173:HIS:HD2	14	4.48
(1,768)	1:A:148:LEU:HD11	1:A:195:LEU:HD11	14	4.44
(1,768)	1:A:148:LEU:HD11	1:A:195:LEU:HD12	14	4.44
(1,768)	1:A:148:LEU:HD11	1:A:195:LEU:HD13	14	4.44
(1,768)	1:A:148:LEU:HD11	1:A:195:LEU:HD21	14	4.44
(1,768)	1:A:148:LEU:HD11	1:A:195:LEU:HD22	14	4.44
(1,768)	1:A:148:LEU:HD11	1:A:195:LEU:HD23	14	4.44
(1,768)	1:A:148:LEU:HD12	1:A:195:LEU:HD11	14	4.44
(1,768)	1:A:148:LEU:HD12	1:A:195:LEU:HD12	14	4.44
(1,768)	1:A:148:LEU:HD12	1:A:195:LEU:HD13	14	4.44
(1,768)	1:A:148:LEU:HD12	1:A:195:LEU:HD21	14	4.44
(1,768)	1:A:148:LEU:HD12	1:A:195:LEU:HD22	14	4.44
(1,768)	1:A:148:LEU:HD12	1:A:195:LEU:HD23	14	4.44
(1,768)	1:A:148:LEU:HD13	1:A:195:LEU:HD11	14	4.44
(1,768)	1:A:148:LEU:HD13	1:A:195:LEU:HD12	14	4.44
(1,768)	1:A:148:LEU:HD13	1:A:195:LEU:HD13	14	4.44
(1,768)	1:A:148:LEU:HD13	1:A:195:LEU:HD21	14	4.44
(1,768)	1:A:148:LEU:HD13	1:A:195:LEU:HD22	14	4.44
(1,768)	1:A:148:LEU:HD13	1:A:195:LEU:HD23	14	4.44
(1,768)	1:A:148:LEU:HD11	1:A:195:LEU:HD11	2	4.42
(1,768)	1:A:148:LEU:HD11	1:A:195:LEU:HD12	2	4.42
(1,768)	1:A:148:LEU:HD11	1:A:195:LEU:HD13	2	4.42
(1,768)	1:A:148:LEU:HD11	1:A:195:LEU:HD21	2	4.42
(1,768)	1:A:148:LEU:HD11	1:A:195:LEU:HD22	2	4.42
(1,768)	1:A:148:LEU:HD11	1:A:195:LEU:HD23	2	4.42
(1,768)	1:A:148:LEU:HD12	1:A:195:LEU:HD11	2	4.42
(1,768)	1:A:148:LEU:HD12	1:A:195:LEU:HD12	2	4.42
(1,768)	1:A:148:LEU:HD12	1:A:195:LEU:HD13	2	4.42
(1,768)	1:A:148:LEU:HD12	1:A:195:LEU:HD21	2	4.42
(1,768)	1:A:148:LEU:HD12	1:A:195:LEU:HD22	2	4.42

*Continued on next page...*



*Continued from previous page...*

Key	Atom-1	Atom-2	Model ID	Violation (Å)
(1,768)	1:A:148:LEU:HD12	1:A:195:LEU:HD23	2	4.42
(1,768)	1:A:148:LEU:HD13	1:A:195:LEU:HD11	2	4.42
(1,768)	1:A:148:LEU:HD13	1:A:195:LEU:HD12	2	4.42
(1,768)	1:A:148:LEU:HD13	1:A:195:LEU:HD13	2	4.42
(1,768)	1:A:148:LEU:HD13	1:A:195:LEU:HD21	2	4.42
(1,768)	1:A:148:LEU:HD13	1:A:195:LEU:HD22	2	4.42
(1,768)	1:A:148:LEU:HD13	1:A:195:LEU:HD23	2	4.42
(1,2197)	1:B:175:THR:HG21	1:B:212:TRP:HE1	14	4.41
(1,2197)	1:B:175:THR:HG22	1:B:212:TRP:HE1	14	4.41
(1,2197)	1:B:175:THR:HG23	1:B:212:TRP:HE1	14	4.41
(1,1213)	1:A:211:VAL:HG21	1:A:173:HIS:HD1	3	4.41
(1,1213)	1:A:211:VAL:HG21	1:A:173:HIS:HD2	3	4.41
(1,1213)	1:A:211:VAL:HG22	1:A:173:HIS:HD1	3	4.41
(1,1213)	1:A:211:VAL:HG22	1:A:173:HIS:HD2	3	4.41
(1,1213)	1:A:211:VAL:HG23	1:A:173:HIS:HD1	3	4.41
(1,1213)	1:A:211:VAL:HG23	1:A:173:HIS:HD2	3	4.41
(1,2610)	2:C:25:LEU:HG	1:A:66:LYS:H	12	4.4
(1,2610)	2:C:25:LEU:HG	1:B:66:LYS:H	12	4.4
(1,1213)	1:A:211:VAL:HG21	1:A:173:HIS:HD1	9	4.4
(1,1213)	1:A:211:VAL:HG21	1:A:173:HIS:HD2	9	4.4
(1,1213)	1:A:211:VAL:HG22	1:A:173:HIS:HD1	9	4.4
(1,1213)	1:A:211:VAL:HG22	1:A:173:HIS:HD2	9	4.4
(1,1213)	1:A:211:VAL:HG23	1:A:173:HIS:HD1	9	4.4
(1,1213)	1:A:211:VAL:HG23	1:A:173:HIS:HD2	9	4.4
(1,2610)	2:C:25:LEU:HG	1:A:66:LYS:H	3	4.39
(1,2610)	2:C:25:LEU:HG	1:B:66:LYS:H	3	4.39
(1,1213)	1:A:211:VAL:HG21	1:A:173:HIS:HD1	11	4.37
(1,1213)	1:A:211:VAL:HG21	1:A:173:HIS:HD2	11	4.37
(1,1213)	1:A:211:VAL:HG22	1:A:173:HIS:HD1	11	4.37
(1,1213)	1:A:211:VAL:HG22	1:A:173:HIS:HD2	11	4.37
(1,1213)	1:A:211:VAL:HG23	1:A:173:HIS:HD1	11	4.37
(1,1213)	1:A:211:VAL:HG23	1:A:173:HIS:HD2	11	4.37
(1,2532)	1:A:88:ILE:HD11	1:B:172:LYS:HE2	2	4.35
(1,2532)	1:A:88:ILE:HD11	1:B:172:LYS:HE3	2	4.35
(1,2532)	1:A:88:ILE:HD12	1:B:172:LYS:HE2	2	4.35
(1,2532)	1:A:88:ILE:HD12	1:B:172:LYS:HE3	2	4.35
(1,2532)	1:A:88:ILE:HD13	1:B:172:LYS:HE2	2	4.35
(1,2532)	1:A:88:ILE:HD13	1:B:172:LYS:HE3	2	4.35
(1,2197)	1:B:175:THR:HG21	1:B:212:TRP:HE1	10	4.35
(1,2197)	1:B:175:THR:HG22	1:B:212:TRP:HE1	10	4.35
(1,2197)	1:B:175:THR:HG23	1:B:212:TRP:HE1	10	4.35
(1,2534)	1:A:93:TRP:HE1	1:B:175:THR:HG21	10	4.31

*Continued on next page...*

*Continued from previous page...*

Key	Atom-1	Atom-2	Model ID	Violation (Å)
(1,2534)	1:A:93:TRP:HE1	1:B:175:THR:HG22	10	4.31
(1,2534)	1:A:93:TRP:HE1	1:B:175:THR:HG23	10	4.31
(1,769)	1:A:148:LEU:HD21	1:A:195:LEU:HD11	2	4.3
(1,769)	1:A:148:LEU:HD21	1:A:195:LEU:HD12	2	4.3
(1,769)	1:A:148:LEU:HD21	1:A:195:LEU:HD13	2	4.3
(1,769)	1:A:148:LEU:HD21	1:A:195:LEU:HD21	2	4.3
(1,769)	1:A:148:LEU:HD21	1:A:195:LEU:HD22	2	4.3
(1,769)	1:A:148:LEU:HD21	1:A:195:LEU:HD23	2	4.3
(1,769)	1:A:148:LEU:HD22	1:A:195:LEU:HD11	2	4.3
(1,769)	1:A:148:LEU:HD22	1:A:195:LEU:HD12	2	4.3
(1,769)	1:A:148:LEU:HD22	1:A:195:LEU:HD13	2	4.3
(1,769)	1:A:148:LEU:HD22	1:A:195:LEU:HD21	2	4.3
(1,769)	1:A:148:LEU:HD22	1:A:195:LEU:HD22	2	4.3
(1,769)	1:A:148:LEU:HD22	1:A:195:LEU:HD23	2	4.3
(1,769)	1:A:148:LEU:HD23	1:A:195:LEU:HD11	2	4.3
(1,769)	1:A:148:LEU:HD23	1:A:195:LEU:HD12	2	4.3
(1,769)	1:A:148:LEU:HD23	1:A:195:LEU:HD13	2	4.3
(1,769)	1:A:148:LEU:HD23	1:A:195:LEU:HD21	2	4.3
(1,769)	1:A:148:LEU:HD23	1:A:195:LEU:HD22	2	4.3
(1,769)	1:A:148:LEU:HD23	1:A:195:LEU:HD23	2	4.3
(1,2530)	1:A:88:ILE:HD11	1:B:95:ASP:HB2	5	4.29
(1,2530)	1:A:88:ILE:HD11	1:B:95:ASP:HB3	5	4.29
(1,2530)	1:A:88:ILE:HD12	1:B:95:ASP:HB2	5	4.29
(1,2530)	1:A:88:ILE:HD12	1:B:95:ASP:HB3	5	4.29
(1,2530)	1:A:88:ILE:HD13	1:B:95:ASP:HB2	5	4.29
(1,2530)	1:A:88:ILE:HD13	1:B:95:ASP:HB3	5	4.29
(1,2604)	2:C:7:SER:H	1:A:76:GLU:HG2	12	4.25
(1,2604)	2:C:7:SER:H	1:A:76:GLU:HG3	12	4.25
(1,2604)	2:C:7:SER:H	1:B:76:GLU:HG2	12	4.25
(1,2604)	2:C:7:SER:H	1:B:76:GLU:HG3	12	4.25
(1,2569)	1:B:88:ILE:HD11	1:A:95:ASP:HB2	13	4.23
(1,2569)	1:B:88:ILE:HD11	1:A:95:ASP:HB3	13	4.23
(1,2569)	1:B:88:ILE:HD12	1:A:95:ASP:HB2	13	4.23
(1,2569)	1:B:88:ILE:HD12	1:A:95:ASP:HB3	13	4.23
(1,2569)	1:B:88:ILE:HD13	1:A:95:ASP:HB2	13	4.23
(1,2569)	1:B:88:ILE:HD13	1:A:95:ASP:HB3	13	4.23
(1,2606)	2:C:7:SER:H	1:A:80:SER:HA	11	4.15
(1,2606)	2:C:7:SER:H	1:B:80:SER:HA	11	4.15
(1,2605)	2:C:7:SER:H	1:A:80:SER:HB2	11	4.15
(1,2605)	2:C:7:SER:H	1:A:80:SER:HB3	11	4.15
(1,2605)	2:C:7:SER:H	1:B:80:SER:HB2	11	4.15
(1,2605)	2:C:7:SER:H	1:B:80:SER:HB3	11	4.15

*Continued on next page...*

*Continued from previous page...*

Key	Atom-1	Atom-2	Model ID	Violation (Å)
(1,2569)	1:B:88:ILE:HD11	1:A:95:ASP:HB2	2	4.15
(1,2569)	1:B:88:ILE:HD11	1:A:95:ASP:HB3	2	4.15
(1,2569)	1:B:88:ILE:HD12	1:A:95:ASP:HB2	2	4.15
(1,2569)	1:B:88:ILE:HD12	1:A:95:ASP:HB3	2	4.15
(1,2569)	1:B:88:ILE:HD13	1:A:95:ASP:HB2	2	4.15
(1,2569)	1:B:88:ILE:HD13	1:A:95:ASP:HB3	2	4.15
(1,1213)	1:A:211:VAL:HG21	1:A:173:HIS:HD1	2	4.13
(1,1213)	1:A:211:VAL:HG21	1:A:173:HIS:HD2	2	4.13
(1,1213)	1:A:211:VAL:HG22	1:A:173:HIS:HD1	2	4.13
(1,1213)	1:A:211:VAL:HG22	1:A:173:HIS:HD2	2	4.13
(1,1213)	1:A:211:VAL:HG23	1:A:173:HIS:HD1	2	4.13
(1,1213)	1:A:211:VAL:HG23	1:A:173:HIS:HD2	2	4.13
(1,769)	1:A:148:LEU:HD21	1:A:195:LEU:HD11	1	4.09
(1,769)	1:A:148:LEU:HD21	1:A:195:LEU:HD12	1	4.09
(1,769)	1:A:148:LEU:HD21	1:A:195:LEU:HD13	1	4.09
(1,769)	1:A:148:LEU:HD21	1:A:195:LEU:HD21	1	4.09
(1,769)	1:A:148:LEU:HD21	1:A:195:LEU:HD22	1	4.09
(1,769)	1:A:148:LEU:HD21	1:A:195:LEU:HD23	1	4.09
(1,769)	1:A:148:LEU:HD22	1:A:195:LEU:HD11	1	4.09
(1,769)	1:A:148:LEU:HD22	1:A:195:LEU:HD12	1	4.09
(1,769)	1:A:148:LEU:HD22	1:A:195:LEU:HD13	1	4.09
(1,769)	1:A:148:LEU:HD22	1:A:195:LEU:HD21	1	4.09
(1,769)	1:A:148:LEU:HD22	1:A:195:LEU:HD22	1	4.09
(1,769)	1:A:148:LEU:HD22	1:A:195:LEU:HD23	1	4.09
(1,769)	1:A:148:LEU:HD23	1:A:195:LEU:HD11	1	4.09
(1,769)	1:A:148:LEU:HD23	1:A:195:LEU:HD12	1	4.09
(1,769)	1:A:148:LEU:HD23	1:A:195:LEU:HD13	1	4.09
(1,769)	1:A:148:LEU:HD23	1:A:195:LEU:HD21	1	4.09
(1,769)	1:A:148:LEU:HD23	1:A:195:LEU:HD22	1	4.09
(1,769)	1:A:148:LEU:HD23	1:A:195:LEU:HD23	1	4.09
(1,1213)	1:A:211:VAL:HG21	1:A:173:HIS:HD1	8	4.09
(1,1213)	1:A:211:VAL:HG21	1:A:173:HIS:HD2	8	4.09
(1,1213)	1:A:211:VAL:HG22	1:A:173:HIS:HD1	8	4.09
(1,1213)	1:A:211:VAL:HG22	1:A:173:HIS:HD2	8	4.09
(1,1213)	1:A:211:VAL:HG23	1:A:173:HIS:HD1	8	4.09
(1,1213)	1:A:211:VAL:HG23	1:A:173:HIS:HD2	8	4.09
(1,2569)	1:B:88:ILE:HD11	1:A:95:ASP:HB2	9	4.08
(1,2569)	1:B:88:ILE:HD11	1:A:95:ASP:HB3	9	4.08
(1,2569)	1:B:88:ILE:HD12	1:A:95:ASP:HB2	9	4.08
(1,2569)	1:B:88:ILE:HD12	1:A:95:ASP:HB3	9	4.08
(1,2569)	1:B:88:ILE:HD13	1:A:95:ASP:HB2	9	4.08
(1,2569)	1:B:88:ILE:HD13	1:A:95:ASP:HB3	9	4.08

*Continued on next page...*

*Continued from previous page...*

Key	Atom-1	Atom-2	Model ID	Violation (Å)
(1,2457)	1:B:211:VAL:HG21	1:B:173:HIS:HD1	4	4.07
(1,2457)	1:B:211:VAL:HG21	1:B:173:HIS:HD2	4	4.07
(1,2457)	1:B:211:VAL:HG22	1:B:173:HIS:HD1	4	4.07
(1,2457)	1:B:211:VAL:HG22	1:B:173:HIS:HD2	4	4.07
(1,2457)	1:B:211:VAL:HG23	1:B:173:HIS:HD1	4	4.07
(1,2457)	1:B:211:VAL:HG23	1:B:173:HIS:HD2	4	4.07
(1,2012)	1:B:148:LEU:HD11	1:B:195:LEU:HD11	8	4.07
(1,2012)	1:B:148:LEU:HD11	1:B:195:LEU:HD12	8	4.07
(1,2012)	1:B:148:LEU:HD11	1:B:195:LEU:HD13	8	4.07
(1,2012)	1:B:148:LEU:HD11	1:B:195:LEU:HD21	8	4.07
(1,2012)	1:B:148:LEU:HD11	1:B:195:LEU:HD22	8	4.07
(1,2012)	1:B:148:LEU:HD11	1:B:195:LEU:HD23	8	4.07
(1,2012)	1:B:148:LEU:HD12	1:B:195:LEU:HD11	8	4.07
(1,2012)	1:B:148:LEU:HD12	1:B:195:LEU:HD12	8	4.07
(1,2012)	1:B:148:LEU:HD12	1:B:195:LEU:HD13	8	4.07
(1,2012)	1:B:148:LEU:HD12	1:B:195:LEU:HD21	8	4.07
(1,2012)	1:B:148:LEU:HD12	1:B:195:LEU:HD22	8	4.07
(1,2012)	1:B:148:LEU:HD12	1:B:195:LEU:HD23	8	4.07
(1,2012)	1:B:148:LEU:HD13	1:B:195:LEU:HD11	8	4.07
(1,2012)	1:B:148:LEU:HD13	1:B:195:LEU:HD12	8	4.07
(1,2012)	1:B:148:LEU:HD13	1:B:195:LEU:HD13	8	4.07
(1,2012)	1:B:148:LEU:HD13	1:B:195:LEU:HD21	8	4.07
(1,2012)	1:B:148:LEU:HD13	1:B:195:LEU:HD22	8	4.07
(1,2012)	1:B:148:LEU:HD13	1:B:195:LEU:HD23	8	4.07
(1,2534)	1:A:93:TRP:HE1	1:B:175:THR:HG21	14	4.05
(1,2534)	1:A:93:TRP:HE1	1:B:175:THR:HG22	14	4.05
(1,2534)	1:A:93:TRP:HE1	1:B:175:THR:HG23	14	4.05
(1,2605)	2:C:7:SER:H	1:A:80:SER:HB2	5	4.03
(1,2605)	2:C:7:SER:H	1:A:80:SER:HB3	5	4.03
(1,2605)	2:C:7:SER:H	1:B:80:SER:HB2	5	4.03
(1,2605)	2:C:7:SER:H	1:B:80:SER:HB3	5	4.03
(1,2531)	1:A:88:ILE:HD11	1:B:95:ASP:HA	5	4.03
(1,2531)	1:A:88:ILE:HD12	1:B:95:ASP:HA	5	4.03
(1,2531)	1:A:88:ILE:HD13	1:B:95:ASP:HA	5	4.03
(1,2364)	1:B:198:MET:HE1	1:B:190:LYS:HE2	14	4.03
(1,2364)	1:B:198:MET:HE1	1:B:190:LYS:HE3	14	4.03
(1,2364)	1:B:198:MET:HE2	1:B:190:LYS:HE2	14	4.03
(1,2364)	1:B:198:MET:HE2	1:B:190:LYS:HE3	14	4.03
(1,2364)	1:B:198:MET:HE3	1:B:190:LYS:HE2	14	4.03
(1,2364)	1:B:198:MET:HE3	1:B:190:LYS:HE3	14	4.03
(1,2364)	1:B:198:MET:HE1	1:B:190:LYS:HE2	1	4.02
(1,2364)	1:B:198:MET:HE1	1:B:190:LYS:HE3	1	4.02

*Continued on next page...*

*Continued from previous page...*

Key	Atom-1	Atom-2	Model ID	Violation (Å)
(1,2364)	1:B:198:MET:HE2	1:B:190:LYS:HE2	1	4.02
(1,2364)	1:B:198:MET:HE2	1:B:190:LYS:HE3	1	4.02
(1,2364)	1:B:198:MET:HE3	1:B:190:LYS:HE2	1	4.02
(1,2364)	1:B:198:MET:HE3	1:B:190:LYS:HE3	1	4.02
(1,769)	1:A:148:LEU:HD21	1:A:195:LEU:HD11	9	3.99
(1,769)	1:A:148:LEU:HD21	1:A:195:LEU:HD12	9	3.99
(1,769)	1:A:148:LEU:HD21	1:A:195:LEU:HD13	9	3.99
(1,769)	1:A:148:LEU:HD21	1:A:195:LEU:HD21	9	3.99
(1,769)	1:A:148:LEU:HD21	1:A:195:LEU:HD22	9	3.99
(1,769)	1:A:148:LEU:HD21	1:A:195:LEU:HD23	9	3.99
(1,769)	1:A:148:LEU:HD22	1:A:195:LEU:HD11	9	3.99
(1,769)	1:A:148:LEU:HD22	1:A:195:LEU:HD12	9	3.99
(1,769)	1:A:148:LEU:HD22	1:A:195:LEU:HD13	9	3.99
(1,769)	1:A:148:LEU:HD22	1:A:195:LEU:HD21	9	3.99
(1,769)	1:A:148:LEU:HD22	1:A:195:LEU:HD22	9	3.99
(1,769)	1:A:148:LEU:HD22	1:A:195:LEU:HD23	9	3.99
(1,769)	1:A:148:LEU:HD23	1:A:195:LEU:HD11	9	3.99
(1,769)	1:A:148:LEU:HD23	1:A:195:LEU:HD12	9	3.99
(1,769)	1:A:148:LEU:HD23	1:A:195:LEU:HD13	9	3.99
(1,769)	1:A:148:LEU:HD23	1:A:195:LEU:HD21	9	3.99
(1,769)	1:A:148:LEU:HD23	1:A:195:LEU:HD22	9	3.99
(1,769)	1:A:148:LEU:HD23	1:A:195:LEU:HD23	9	3.99
(1,2364)	1:B:198:MET:HE1	1:B:190:LYS:HE2	6	3.98
(1,2364)	1:B:198:MET:HE1	1:B:190:LYS:HE3	6	3.98
(1,2364)	1:B:198:MET:HE2	1:B:190:LYS:HE2	6	3.98
(1,2364)	1:B:198:MET:HE2	1:B:190:LYS:HE3	6	3.98
(1,2364)	1:B:198:MET:HE3	1:B:190:LYS:HE2	6	3.98
(1,2364)	1:B:198:MET:HE3	1:B:190:LYS:HE3	6	3.98
(1,1121)	1:A:198:MET:HE1	1:A:190:LYS:HD2	9	3.98
(1,1121)	1:A:198:MET:HE1	1:A:190:LYS:HD3	9	3.98
(1,1121)	1:A:198:MET:HE2	1:A:190:LYS:HD2	9	3.98
(1,1121)	1:A:198:MET:HE2	1:A:190:LYS:HD3	9	3.98
(1,1121)	1:A:198:MET:HE3	1:A:190:LYS:HD2	9	3.98
(1,1121)	1:A:198:MET:HE3	1:A:190:LYS:HD3	9	3.98
(1,2570)	1:B:88:ILE:HD11	1:A:95:ASP:HA	13	3.97
(1,2570)	1:B:88:ILE:HD12	1:A:95:ASP:HA	13	3.97
(1,2570)	1:B:88:ILE:HD13	1:A:95:ASP:HA	13	3.97
(1,2457)	1:B:211:VAL:HG21	1:B:173:HIS:HD1	2	3.97
(1,2457)	1:B:211:VAL:HG21	1:B:173:HIS:HD2	2	3.97
(1,2457)	1:B:211:VAL:HG22	1:B:173:HIS:HD1	2	3.97
(1,2457)	1:B:211:VAL:HG22	1:B:173:HIS:HD2	2	3.97
(1,2457)	1:B:211:VAL:HG23	1:B:173:HIS:HD1	2	3.97

*Continued on next page...*

*Continued from previous page...*

Key	Atom-1	Atom-2	Model ID	Violation (Å)
(1,2457)	1:B:211:VAL:HG23	1:B:173:HIS:HD2	2	3.97
(1,2012)	1:B:148:LEU:HD11	1:B:195:LEU:HD11	14	3.97
(1,2012)	1:B:148:LEU:HD11	1:B:195:LEU:HD12	14	3.97
(1,2012)	1:B:148:LEU:HD11	1:B:195:LEU:HD13	14	3.97
(1,2012)	1:B:148:LEU:HD11	1:B:195:LEU:HD21	14	3.97
(1,2012)	1:B:148:LEU:HD11	1:B:195:LEU:HD22	14	3.97
(1,2012)	1:B:148:LEU:HD11	1:B:195:LEU:HD23	14	3.97
(1,2012)	1:B:148:LEU:HD12	1:B:195:LEU:HD11	14	3.97
(1,2012)	1:B:148:LEU:HD12	1:B:195:LEU:HD12	14	3.97
(1,2012)	1:B:148:LEU:HD12	1:B:195:LEU:HD13	14	3.97
(1,2012)	1:B:148:LEU:HD12	1:B:195:LEU:HD21	14	3.97
(1,2012)	1:B:148:LEU:HD12	1:B:195:LEU:HD22	14	3.97
(1,2012)	1:B:148:LEU:HD12	1:B:195:LEU:HD23	14	3.97
(1,2012)	1:B:148:LEU:HD13	1:B:195:LEU:HD11	14	3.97
(1,2012)	1:B:148:LEU:HD13	1:B:195:LEU:HD12	14	3.97
(1,2012)	1:B:148:LEU:HD13	1:B:195:LEU:HD13	14	3.97
(1,2012)	1:B:148:LEU:HD13	1:B:195:LEU:HD21	14	3.97
(1,2012)	1:B:148:LEU:HD13	1:B:195:LEU:HD22	14	3.97
(1,2012)	1:B:148:LEU:HD13	1:B:195:LEU:HD23	14	3.97
(1,2610)	2:C:25:LEU:HG	1:A:66:LYS:H	14	3.96
(1,2610)	2:C:25:LEU:HG	1:B:66:LYS:H	14	3.96
(1,769)	1:A:148:LEU:HD21	1:A:195:LEU:HD11	14	3.94
(1,769)	1:A:148:LEU:HD21	1:A:195:LEU:HD12	14	3.94
(1,769)	1:A:148:LEU:HD21	1:A:195:LEU:HD13	14	3.94
(1,769)	1:A:148:LEU:HD21	1:A:195:LEU:HD21	14	3.94
(1,769)	1:A:148:LEU:HD21	1:A:195:LEU:HD22	14	3.94
(1,769)	1:A:148:LEU:HD21	1:A:195:LEU:HD23	14	3.94
(1,769)	1:A:148:LEU:HD22	1:A:195:LEU:HD11	14	3.94
(1,769)	1:A:148:LEU:HD22	1:A:195:LEU:HD12	14	3.94
(1,769)	1:A:148:LEU:HD22	1:A:195:LEU:HD13	14	3.94
(1,769)	1:A:148:LEU:HD22	1:A:195:LEU:HD21	14	3.94
(1,769)	1:A:148:LEU:HD22	1:A:195:LEU:HD22	14	3.94
(1,769)	1:A:148:LEU:HD22	1:A:195:LEU:HD23	14	3.94
(1,769)	1:A:148:LEU:HD23	1:A:195:LEU:HD11	14	3.94
(1,769)	1:A:148:LEU:HD23	1:A:195:LEU:HD12	14	3.94
(1,769)	1:A:148:LEU:HD23	1:A:195:LEU:HD13	14	3.94
(1,769)	1:A:148:LEU:HD23	1:A:195:LEU:HD21	14	3.94
(1,769)	1:A:148:LEU:HD23	1:A:195:LEU:HD22	14	3.94
(1,769)	1:A:148:LEU:HD23	1:A:195:LEU:HD23	14	3.94
(1,2610)	2:C:25:LEU:HG	1:A:66:LYS:H	15	3.87
(1,2610)	2:C:25:LEU:HG	1:B:66:LYS:H	15	3.87
(1,2609)	2:C:25:LEU:HB2	1:A:66:LYS:H	8	3.84

*Continued on next page...*



*Continued from previous page...*

Key	Atom-1	Atom-2	Model ID	Violation (Å)
(1,2609)	2:C:25:LEU:HB2	1:B:66:LYS:H	8	3.84
(1,2609)	2:C:25:LEU:HB3	1:A:66:LYS:H	8	3.84
(1,2609)	2:C:25:LEU:HB3	1:B:66:LYS:H	8	3.84
(1,2457)	1:B:211:VAL:HG21	1:B:173:HIS:HD1	5	3.84
(1,2457)	1:B:211:VAL:HG21	1:B:173:HIS:HD2	5	3.84
(1,2457)	1:B:211:VAL:HG22	1:B:173:HIS:HD1	5	3.84
(1,2457)	1:B:211:VAL:HG22	1:B:173:HIS:HD2	5	3.84
(1,2457)	1:B:211:VAL:HG23	1:B:173:HIS:HD1	5	3.84
(1,2457)	1:B:211:VAL:HG23	1:B:173:HIS:HD2	5	3.84
(1,2364)	1:B:198:MET:HE1	1:B:190:LYS:HE2	3	3.84
(1,2364)	1:B:198:MET:HE1	1:B:190:LYS:HE3	3	3.84
(1,2364)	1:B:198:MET:HE2	1:B:190:LYS:HE2	3	3.84
(1,2364)	1:B:198:MET:HE2	1:B:190:LYS:HE3	3	3.84
(1,2364)	1:B:198:MET:HE3	1:B:190:LYS:HE2	3	3.84
(1,2364)	1:B:198:MET:HE3	1:B:190:LYS:HE3	3	3.84
(1,2457)	1:B:211:VAL:HG21	1:B:173:HIS:HD1	6	3.81
(1,2457)	1:B:211:VAL:HG21	1:B:173:HIS:HD2	6	3.81
(1,2457)	1:B:211:VAL:HG22	1:B:173:HIS:HD1	6	3.81
(1,2457)	1:B:211:VAL:HG22	1:B:173:HIS:HD2	6	3.81
(1,2457)	1:B:211:VAL:HG23	1:B:173:HIS:HD1	6	3.81
(1,2457)	1:B:211:VAL:HG23	1:B:173:HIS:HD2	6	3.81
(1,2457)	1:B:211:VAL:HG21	1:B:173:HIS:HD1	1	3.78
(1,2457)	1:B:211:VAL:HG21	1:B:173:HIS:HD2	1	3.78
(1,2457)	1:B:211:VAL:HG22	1:B:173:HIS:HD1	1	3.78
(1,2457)	1:B:211:VAL:HG22	1:B:173:HIS:HD2	1	3.78
(1,2457)	1:B:211:VAL:HG23	1:B:173:HIS:HD1	1	3.78
(1,2457)	1:B:211:VAL:HG23	1:B:173:HIS:HD2	1	3.78
(1,2012)	1:B:148:LEU:HD11	1:B:195:LEU:HD11	4	3.78
(1,2012)	1:B:148:LEU:HD11	1:B:195:LEU:HD12	4	3.78
(1,2012)	1:B:148:LEU:HD11	1:B:195:LEU:HD13	4	3.78
(1,2012)	1:B:148:LEU:HD11	1:B:195:LEU:HD21	4	3.78
(1,2012)	1:B:148:LEU:HD11	1:B:195:LEU:HD22	4	3.78
(1,2012)	1:B:148:LEU:HD11	1:B:195:LEU:HD23	4	3.78
(1,2012)	1:B:148:LEU:HD12	1:B:195:LEU:HD11	4	3.78
(1,2012)	1:B:148:LEU:HD12	1:B:195:LEU:HD12	4	3.78
(1,2012)	1:B:148:LEU:HD12	1:B:195:LEU:HD13	4	3.78
(1,2012)	1:B:148:LEU:HD12	1:B:195:LEU:HD21	4	3.78
(1,2012)	1:B:148:LEU:HD12	1:B:195:LEU:HD22	4	3.78
(1,2012)	1:B:148:LEU:HD12	1:B:195:LEU:HD23	4	3.78
(1,2012)	1:B:148:LEU:HD13	1:B:195:LEU:HD11	4	3.78
(1,2012)	1:B:148:LEU:HD13	1:B:195:LEU:HD12	4	3.78
(1,2012)	1:B:148:LEU:HD13	1:B:195:LEU:HD13	4	3.78

*Continued on next page...*



*Continued from previous page...*

Key	Atom-1	Atom-2	Model ID	Violation (Å)
(1,2012)	1:B:148:LEU:HD13	1:B:195:LEU:HD21	4	3.78
(1,2012)	1:B:148:LEU:HD13	1:B:195:LEU:HD22	4	3.78
(1,2012)	1:B:148:LEU:HD13	1:B:195:LEU:HD23	4	3.78
(1,2457)	1:B:211:VAL:HG21	1:B:173:HIS:HD1	3	3.77
(1,2457)	1:B:211:VAL:HG21	1:B:173:HIS:HD2	3	3.77
(1,2457)	1:B:211:VAL:HG22	1:B:173:HIS:HD1	3	3.77
(1,2457)	1:B:211:VAL:HG22	1:B:173:HIS:HD2	3	3.77
(1,2457)	1:B:211:VAL:HG23	1:B:173:HIS:HD1	3	3.77
(1,2457)	1:B:211:VAL:HG23	1:B:173:HIS:HD2	3	3.77
(1,2013)	1:B:148:LEU:HD21	1:B:195:LEU:HD11	5	3.76
(1,2013)	1:B:148:LEU:HD21	1:B:195:LEU:HD12	5	3.76
(1,2013)	1:B:148:LEU:HD21	1:B:195:LEU:HD13	5	3.76
(1,2013)	1:B:148:LEU:HD21	1:B:195:LEU:HD21	5	3.76
(1,2013)	1:B:148:LEU:HD21	1:B:195:LEU:HD22	5	3.76
(1,2013)	1:B:148:LEU:HD21	1:B:195:LEU:HD23	5	3.76
(1,2013)	1:B:148:LEU:HD22	1:B:195:LEU:HD11	5	3.76
(1,2013)	1:B:148:LEU:HD22	1:B:195:LEU:HD12	5	3.76
(1,2013)	1:B:148:LEU:HD22	1:B:195:LEU:HD13	5	3.76
(1,2013)	1:B:148:LEU:HD22	1:B:195:LEU:HD21	5	3.76
(1,2013)	1:B:148:LEU:HD22	1:B:195:LEU:HD22	5	3.76
(1,2013)	1:B:148:LEU:HD22	1:B:195:LEU:HD23	5	3.76
(1,2013)	1:B:148:LEU:HD23	1:B:195:LEU:HD11	5	3.76
(1,2013)	1:B:148:LEU:HD23	1:B:195:LEU:HD12	5	3.76
(1,2013)	1:B:148:LEU:HD23	1:B:195:LEU:HD13	5	3.76
(1,2013)	1:B:148:LEU:HD23	1:B:195:LEU:HD21	5	3.76
(1,2013)	1:B:148:LEU:HD23	1:B:195:LEU:HD22	5	3.76
(1,2013)	1:B:148:LEU:HD23	1:B:195:LEU:HD23	5	3.76
(1,2609)	2:C:25:LEU:HB2	1:A:66:LYS:H	15	3.75
(1,2609)	2:C:25:LEU:HB2	1:B:66:LYS:H	15	3.75
(1,2609)	2:C:25:LEU:HB3	1:A:66:LYS:H	15	3.75
(1,2609)	2:C:25:LEU:HB3	1:B:66:LYS:H	15	3.75
(1,2569)	1:B:88:ILE:HD11	1:A:95:ASP:HB2	12	3.75
(1,2569)	1:B:88:ILE:HD11	1:A:95:ASP:HB3	12	3.75
(1,2569)	1:B:88:ILE:HD12	1:A:95:ASP:HB2	12	3.75
(1,2569)	1:B:88:ILE:HD12	1:A:95:ASP:HB3	12	3.75
(1,2569)	1:B:88:ILE:HD13	1:A:95:ASP:HB2	12	3.75
(1,2569)	1:B:88:ILE:HD13	1:A:95:ASP:HB3	12	3.75
(1,2570)	1:B:88:ILE:HD11	1:A:95:ASP:HA	12	3.73
(1,2570)	1:B:88:ILE:HD12	1:A:95:ASP:HA	12	3.73
(1,2570)	1:B:88:ILE:HD13	1:A:95:ASP:HA	12	3.73
(1,2605)	2:C:7:SER:H	1:A:80:SER:HB2	12	3.72
(1,2605)	2:C:7:SER:H	1:A:80:SER:HB3	12	3.72

*Continued on next page...*

*Continued from previous page...*

Key	Atom-1	Atom-2	Model ID	Violation (Å)
(1,2605)	2:C:7:SER:H	1:B:80:SER:HB2	12	3.72
(1,2605)	2:C:7:SER:H	1:B:80:SER:HB3	12	3.72
(1,2572)	1:B:88:ILE:HD11	1:A:172:LYS:HD2	10	3.71
(1,2572)	1:B:88:ILE:HD11	1:A:172:LYS:HD3	10	3.71
(1,2572)	1:B:88:ILE:HD12	1:A:172:LYS:HD2	10	3.71
(1,2572)	1:B:88:ILE:HD12	1:A:172:LYS:HD3	10	3.71
(1,2572)	1:B:88:ILE:HD13	1:A:172:LYS:HD2	10	3.71
(1,2572)	1:B:88:ILE:HD13	1:A:172:LYS:HD3	10	3.71
(1,2609)	2:C:25:LEU:HB2	1:A:66:LYS:H	1	3.7
(1,2609)	2:C:25:LEU:HB2	1:B:66:LYS:H	1	3.7
(1,2609)	2:C:25:LEU:HB3	1:A:66:LYS:H	1	3.7
(1,2609)	2:C:25:LEU:HB3	1:B:66:LYS:H	1	3.7
(1,2605)	2:C:7:SER:H	1:A:80:SER:HB2	4	3.68
(1,2605)	2:C:7:SER:H	1:A:80:SER:HB3	4	3.68
(1,2605)	2:C:7:SER:H	1:B:80:SER:HB2	4	3.68
(1,2605)	2:C:7:SER:H	1:B:80:SER:HB3	4	3.68
(1,2457)	1:B:211:VAL:HG21	1:B:173:HIS:HD1	13	3.67
(1,2457)	1:B:211:VAL:HG21	1:B:173:HIS:HD2	13	3.67
(1,2457)	1:B:211:VAL:HG22	1:B:173:HIS:HD1	13	3.67
(1,2457)	1:B:211:VAL:HG22	1:B:173:HIS:HD2	13	3.67
(1,2457)	1:B:211:VAL:HG23	1:B:173:HIS:HD1	13	3.67
(1,2457)	1:B:211:VAL:HG23	1:B:173:HIS:HD2	13	3.67
(1,2597)	2:C:21:SER:H	1:A:68:VAL:HB	4	3.66
(1,2597)	2:C:21:SER:H	1:B:68:VAL:HB	4	3.66
(1,2593)	2:C:23:TYR:H	1:A:69:GLU:HB2	9	3.62
(1,2593)	2:C:23:TYR:H	1:A:69:GLU:HB3	9	3.62
(1,2593)	2:C:23:TYR:H	1:B:69:GLU:HB2	9	3.62
(1,2593)	2:C:23:TYR:H	1:B:69:GLU:HB3	9	3.62
(1,769)	1:A:148:LEU:HD21	1:A:195:LEU:HD11	7	3.59
(1,769)	1:A:148:LEU:HD21	1:A:195:LEU:HD12	7	3.59
(1,769)	1:A:148:LEU:HD21	1:A:195:LEU:HD13	7	3.59
(1,769)	1:A:148:LEU:HD21	1:A:195:LEU:HD21	7	3.59
(1,769)	1:A:148:LEU:HD21	1:A:195:LEU:HD22	7	3.59
(1,769)	1:A:148:LEU:HD21	1:A:195:LEU:HD23	7	3.59
(1,769)	1:A:148:LEU:HD22	1:A:195:LEU:HD11	7	3.59
(1,769)	1:A:148:LEU:HD22	1:A:195:LEU:HD12	7	3.59
(1,769)	1:A:148:LEU:HD22	1:A:195:LEU:HD13	7	3.59
(1,769)	1:A:148:LEU:HD22	1:A:195:LEU:HD21	7	3.59
(1,769)	1:A:148:LEU:HD22	1:A:195:LEU:HD22	7	3.59
(1,769)	1:A:148:LEU:HD22	1:A:195:LEU:HD23	7	3.59
(1,769)	1:A:148:LEU:HD23	1:A:195:LEU:HD11	7	3.59
(1,769)	1:A:148:LEU:HD23	1:A:195:LEU:HD12	7	3.59

*Continued on next page...*

*Continued from previous page...*

Key	Atom-1	Atom-2	Model ID	Violation (Å)
(1,769)	1:A:148:LEU:HD23	1:A:195:LEU:HD13	7	3.59
(1,769)	1:A:148:LEU:HD23	1:A:195:LEU:HD21	7	3.59
(1,769)	1:A:148:LEU:HD23	1:A:195:LEU:HD22	7	3.59
(1,769)	1:A:148:LEU:HD23	1:A:195:LEU:HD23	7	3.59
(1,2569)	1:B:88:ILE:HD11	1:A:95:ASP:HB2	14	3.57
(1,2569)	1:B:88:ILE:HD11	1:A:95:ASP:HB3	14	3.57
(1,2569)	1:B:88:ILE:HD12	1:A:95:ASP:HB2	14	3.57
(1,2569)	1:B:88:ILE:HD12	1:A:95:ASP:HB3	14	3.57
(1,2569)	1:B:88:ILE:HD13	1:A:95:ASP:HB2	14	3.57
(1,2569)	1:B:88:ILE:HD13	1:A:95:ASP:HB3	14	3.57
(1,1213)	1:A:211:VAL:HG21	1:A:173:HIS:HD1	13	3.56
(1,1213)	1:A:211:VAL:HG21	1:A:173:HIS:HD2	13	3.56
(1,1213)	1:A:211:VAL:HG22	1:A:173:HIS:HD1	13	3.56
(1,1213)	1:A:211:VAL:HG22	1:A:173:HIS:HD2	13	3.56
(1,1213)	1:A:211:VAL:HG23	1:A:173:HIS:HD1	13	3.56
(1,1213)	1:A:211:VAL:HG23	1:A:173:HIS:HD2	13	3.56
(1,768)	1:A:148:LEU:HD11	1:A:195:LEU:HD11	7	3.55
(1,768)	1:A:148:LEU:HD11	1:A:195:LEU:HD12	7	3.55
(1,768)	1:A:148:LEU:HD11	1:A:195:LEU:HD13	7	3.55
(1,768)	1:A:148:LEU:HD11	1:A:195:LEU:HD21	7	3.55
(1,768)	1:A:148:LEU:HD11	1:A:195:LEU:HD22	7	3.55
(1,768)	1:A:148:LEU:HD11	1:A:195:LEU:HD23	7	3.55
(1,768)	1:A:148:LEU:HD12	1:A:195:LEU:HD11	7	3.55
(1,768)	1:A:148:LEU:HD12	1:A:195:LEU:HD12	7	3.55
(1,768)	1:A:148:LEU:HD12	1:A:195:LEU:HD13	7	3.55
(1,768)	1:A:148:LEU:HD12	1:A:195:LEU:HD21	7	3.55
(1,768)	1:A:148:LEU:HD12	1:A:195:LEU:HD22	7	3.55
(1,768)	1:A:148:LEU:HD12	1:A:195:LEU:HD23	7	3.55
(1,768)	1:A:148:LEU:HD13	1:A:195:LEU:HD11	7	3.55
(1,768)	1:A:148:LEU:HD13	1:A:195:LEU:HD12	7	3.55
(1,768)	1:A:148:LEU:HD13	1:A:195:LEU:HD13	7	3.55
(1,768)	1:A:148:LEU:HD13	1:A:195:LEU:HD21	7	3.55
(1,768)	1:A:148:LEU:HD13	1:A:195:LEU:HD22	7	3.55
(1,768)	1:A:148:LEU:HD13	1:A:195:LEU:HD23	7	3.55
(1,2607)	2:C:2:LEU:H	1:A:88:ILE:HG21	13	3.55
(1,2607)	2:C:2:LEU:H	1:A:88:ILE:HG22	13	3.55
(1,2607)	2:C:2:LEU:H	1:A:88:ILE:HG23	13	3.55
(1,2607)	2:C:2:LEU:H	1:B:88:ILE:HG21	13	3.55
(1,2607)	2:C:2:LEU:H	1:B:88:ILE:HG22	13	3.55
(1,2607)	2:C:2:LEU:H	1:B:88:ILE:HG23	13	3.55
(1,2569)	1:B:88:ILE:HD11	1:A:95:ASP:HB2	11	3.55
(1,2569)	1:B:88:ILE:HD11	1:A:95:ASP:HB3	11	3.55

*Continued on next page...*

*Continued from previous page...*

Key	Atom-1	Atom-2	Model ID	Violation (Å)
(1,2569)	1:B:88:ILE:HD12	1:A:95:ASP:HB2	11	3.55
(1,2569)	1:B:88:ILE:HD12	1:A:95:ASP:HB3	11	3.55
(1,2569)	1:B:88:ILE:HD13	1:A:95:ASP:HB2	11	3.55
(1,2569)	1:B:88:ILE:HD13	1:A:95:ASP:HB3	11	3.55
(1,2572)	1:B:88:ILE:HD11	1:A:172:LYS:HD2	14	3.54
(1,2572)	1:B:88:ILE:HD11	1:A:172:LYS:HD3	14	3.54
(1,2572)	1:B:88:ILE:HD12	1:A:172:LYS:HD2	14	3.54
(1,2572)	1:B:88:ILE:HD12	1:A:172:LYS:HD3	14	3.54
(1,2572)	1:B:88:ILE:HD13	1:A:172:LYS:HD2	14	3.54
(1,2572)	1:B:88:ILE:HD13	1:A:172:LYS:HD3	14	3.54
(1,2591)	2:C:25:LEU:H	1:A:65:ASP:HB2	6	3.53
(1,2591)	2:C:25:LEU:H	1:A:65:ASP:HB3	6	3.53
(1,2591)	2:C:25:LEU:H	1:B:65:ASP:HB2	6	3.53
(1,2591)	2:C:25:LEU:H	1:B:65:ASP:HB3	6	3.53
(1,769)	1:A:148:LEU:HD21	1:A:195:LEU:HD11	12	3.52
(1,769)	1:A:148:LEU:HD21	1:A:195:LEU:HD12	12	3.52
(1,769)	1:A:148:LEU:HD21	1:A:195:LEU:HD13	12	3.52
(1,769)	1:A:148:LEU:HD21	1:A:195:LEU:HD21	12	3.52
(1,769)	1:A:148:LEU:HD21	1:A:195:LEU:HD22	12	3.52
(1,769)	1:A:148:LEU:HD21	1:A:195:LEU:HD23	12	3.52
(1,769)	1:A:148:LEU:HD22	1:A:195:LEU:HD11	12	3.52
(1,769)	1:A:148:LEU:HD22	1:A:195:LEU:HD12	12	3.52
(1,769)	1:A:148:LEU:HD22	1:A:195:LEU:HD13	12	3.52
(1,769)	1:A:148:LEU:HD22	1:A:195:LEU:HD21	12	3.52
(1,769)	1:A:148:LEU:HD22	1:A:195:LEU:HD22	12	3.52
(1,769)	1:A:148:LEU:HD22	1:A:195:LEU:HD23	12	3.52
(1,769)	1:A:148:LEU:HD23	1:A:195:LEU:HD11	12	3.52
(1,769)	1:A:148:LEU:HD23	1:A:195:LEU:HD12	12	3.52
(1,769)	1:A:148:LEU:HD23	1:A:195:LEU:HD13	12	3.52
(1,769)	1:A:148:LEU:HD23	1:A:195:LEU:HD21	12	3.52
(1,769)	1:A:148:LEU:HD23	1:A:195:LEU:HD22	12	3.52
(1,769)	1:A:148:LEU:HD23	1:A:195:LEU:HD23	12	3.52
(1,2610)	2:C:25:LEU:HG	1:A:66:LYS:H	7	3.52
(1,2610)	2:C:25:LEU:HG	1:B:66:LYS:H	7	3.52
(1,2013)	1:B:148:LEU:HD21	1:B:195:LEU:HD11	2	3.42
(1,2013)	1:B:148:LEU:HD21	1:B:195:LEU:HD12	2	3.42
(1,2013)	1:B:148:LEU:HD21	1:B:195:LEU:HD13	2	3.42
(1,2013)	1:B:148:LEU:HD21	1:B:195:LEU:HD21	2	3.42
(1,2013)	1:B:148:LEU:HD21	1:B:195:LEU:HD22	2	3.42
(1,2013)	1:B:148:LEU:HD21	1:B:195:LEU:HD23	2	3.42
(1,2013)	1:B:148:LEU:HD22	1:B:195:LEU:HD11	2	3.42
(1,2013)	1:B:148:LEU:HD22	1:B:195:LEU:HD12	2	3.42

*Continued on next page...*

*Continued from previous page...*

Key	Atom-1	Atom-2	Model ID	Violation (Å)
(1,2013)	1:B:148:LEU:HD22	1:B:195:LEU:HD13	2	3.42
(1,2013)	1:B:148:LEU:HD22	1:B:195:LEU:HD21	2	3.42
(1,2013)	1:B:148:LEU:HD22	1:B:195:LEU:HD22	2	3.42
(1,2013)	1:B:148:LEU:HD22	1:B:195:LEU:HD23	2	3.42
(1,2013)	1:B:148:LEU:HD23	1:B:195:LEU:HD11	2	3.42
(1,2013)	1:B:148:LEU:HD23	1:B:195:LEU:HD12	2	3.42
(1,2013)	1:B:148:LEU:HD23	1:B:195:LEU:HD13	2	3.42
(1,2013)	1:B:148:LEU:HD23	1:B:195:LEU:HD21	2	3.42
(1,2013)	1:B:148:LEU:HD23	1:B:195:LEU:HD22	2	3.42
(1,2013)	1:B:148:LEU:HD23	1:B:195:LEU:HD23	2	3.42
(1,2013)	1:B:148:LEU:HD21	1:B:195:LEU:HD11	1	3.4
(1,2013)	1:B:148:LEU:HD21	1:B:195:LEU:HD12	1	3.4
(1,2013)	1:B:148:LEU:HD21	1:B:195:LEU:HD13	1	3.4
(1,2013)	1:B:148:LEU:HD21	1:B:195:LEU:HD21	1	3.4
(1,2013)	1:B:148:LEU:HD21	1:B:195:LEU:HD22	1	3.4
(1,2013)	1:B:148:LEU:HD21	1:B:195:LEU:HD23	1	3.4
(1,2013)	1:B:148:LEU:HD22	1:B:195:LEU:HD11	1	3.4
(1,2013)	1:B:148:LEU:HD22	1:B:195:LEU:HD12	1	3.4
(1,2013)	1:B:148:LEU:HD22	1:B:195:LEU:HD13	1	3.4
(1,2013)	1:B:148:LEU:HD22	1:B:195:LEU:HD21	1	3.4
(1,2013)	1:B:148:LEU:HD22	1:B:195:LEU:HD22	1	3.4
(1,2013)	1:B:148:LEU:HD22	1:B:195:LEU:HD23	1	3.4
(1,2013)	1:B:148:LEU:HD23	1:B:195:LEU:HD11	1	3.4
(1,2013)	1:B:148:LEU:HD23	1:B:195:LEU:HD12	1	3.4
(1,2013)	1:B:148:LEU:HD23	1:B:195:LEU:HD13	1	3.4
(1,2013)	1:B:148:LEU:HD23	1:B:195:LEU:HD21	1	3.4
(1,2013)	1:B:148:LEU:HD23	1:B:195:LEU:HD22	1	3.4
(1,2013)	1:B:148:LEU:HD23	1:B:195:LEU:HD23	1	3.4
(1,2597)	2:C:21:SER:H	1:A:68:VAL:HB	10	3.37
(1,2597)	2:C:21:SER:H	1:B:68:VAL:HB	10	3.37
(1,2594)	2:C:23:TYR:H	1:A:69:GLU:HA	6	3.37
(1,2594)	2:C:23:TYR:H	1:B:69:GLU:HA	6	3.37
(1,2610)	2:C:25:LEU:HG	1:A:66:LYS:H	9	3.36
(1,2610)	2:C:25:LEU:HG	1:B:66:LYS:H	9	3.36
(1,2569)	1:B:88:ILE:HD11	1:A:95:ASP:HB2	5	3.36
(1,2569)	1:B:88:ILE:HD11	1:A:95:ASP:HB3	5	3.36
(1,2569)	1:B:88:ILE:HD12	1:A:95:ASP:HB2	5	3.36
(1,2569)	1:B:88:ILE:HD12	1:A:95:ASP:HB3	5	3.36
(1,2569)	1:B:88:ILE:HD13	1:A:95:ASP:HB2	5	3.36
(1,2569)	1:B:88:ILE:HD13	1:A:95:ASP:HB3	5	3.36
(1,2605)	2:C:7:SER:H	1:A:80:SER:HB2	1	3.34
(1,2605)	2:C:7:SER:H	1:A:80:SER:HB3	1	3.34

*Continued on next page...*

*Continued from previous page...*

Key	Atom-1	Atom-2	Model ID	Violation (Å)
(1,2605)	2:C:7:SER:H	1:B:80:SER:HB2	1	3.34
(1,2605)	2:C:7:SER:H	1:B:80:SER:HB3	1	3.34
(1,2457)	1:B:211:VAL:HG21	1:B:173:HIS:HD1	12	3.34
(1,2457)	1:B:211:VAL:HG21	1:B:173:HIS:HD2	12	3.34
(1,2457)	1:B:211:VAL:HG22	1:B:173:HIS:HD1	12	3.34
(1,2457)	1:B:211:VAL:HG22	1:B:173:HIS:HD2	12	3.34
(1,2457)	1:B:211:VAL:HG23	1:B:173:HIS:HD1	12	3.34
(1,2457)	1:B:211:VAL:HG23	1:B:173:HIS:HD2	12	3.34
(1,769)	1:A:148:LEU:HD21	1:A:195:LEU:HD11	15	3.33
(1,769)	1:A:148:LEU:HD21	1:A:195:LEU:HD12	15	3.33
(1,769)	1:A:148:LEU:HD21	1:A:195:LEU:HD13	15	3.33
(1,769)	1:A:148:LEU:HD21	1:A:195:LEU:HD21	15	3.33
(1,769)	1:A:148:LEU:HD21	1:A:195:LEU:HD22	15	3.33
(1,769)	1:A:148:LEU:HD21	1:A:195:LEU:HD23	15	3.33
(1,769)	1:A:148:LEU:HD22	1:A:195:LEU:HD11	15	3.33
(1,769)	1:A:148:LEU:HD22	1:A:195:LEU:HD12	15	3.33
(1,769)	1:A:148:LEU:HD22	1:A:195:LEU:HD13	15	3.33
(1,769)	1:A:148:LEU:HD22	1:A:195:LEU:HD21	15	3.33
(1,769)	1:A:148:LEU:HD22	1:A:195:LEU:HD22	15	3.33
(1,769)	1:A:148:LEU:HD22	1:A:195:LEU:HD23	15	3.33
(1,769)	1:A:148:LEU:HD23	1:A:195:LEU:HD11	15	3.33
(1,769)	1:A:148:LEU:HD23	1:A:195:LEU:HD12	15	3.33
(1,769)	1:A:148:LEU:HD23	1:A:195:LEU:HD13	15	3.33
(1,769)	1:A:148:LEU:HD23	1:A:195:LEU:HD21	15	3.33
(1,769)	1:A:148:LEU:HD23	1:A:195:LEU:HD22	15	3.33
(1,769)	1:A:148:LEU:HD23	1:A:195:LEU:HD23	15	3.33
(1,2609)	2:C:25:LEU:HB2	1:A:66:LYS:H	6	3.31
(1,2609)	2:C:25:LEU:HB2	1:B:66:LYS:H	6	3.31
(1,2609)	2:C:25:LEU:HB3	1:A:66:LYS:H	6	3.31
(1,2609)	2:C:25:LEU:HB3	1:B:66:LYS:H	6	3.31
(1,2597)	2:C:21:SER:H	1:A:68:VAL:HB	7	3.31
(1,2597)	2:C:21:SER:H	1:B:68:VAL:HB	7	3.31
(1,1213)	1:A:211:VAL:HG21	1:A:173:HIS:HD1	4	3.31
(1,1213)	1:A:211:VAL:HG21	1:A:173:HIS:HD2	4	3.31
(1,1213)	1:A:211:VAL:HG22	1:A:173:HIS:HD1	4	3.31
(1,1213)	1:A:211:VAL:HG22	1:A:173:HIS:HD2	4	3.31
(1,1213)	1:A:211:VAL:HG23	1:A:173:HIS:HD1	4	3.31
(1,1213)	1:A:211:VAL:HG23	1:A:173:HIS:HD2	4	3.31
(1,2609)	2:C:25:LEU:HB2	1:A:66:LYS:H	7	3.28
(1,2609)	2:C:25:LEU:HB2	1:B:66:LYS:H	7	3.28
(1,2609)	2:C:25:LEU:HB3	1:A:66:LYS:H	7	3.28
(1,2609)	2:C:25:LEU:HB3	1:B:66:LYS:H	7	3.28

*Continued on next page...*



*Continued from previous page...*

Key	Atom-1	Atom-2	Model ID	Violation (Å)
(1,2572)	1:B:88:ILE:HD11	1:A:172:LYS:HD2	3	3.27
(1,2572)	1:B:88:ILE:HD11	1:A:172:LYS:HD3	3	3.27
(1,2572)	1:B:88:ILE:HD12	1:A:172:LYS:HD2	3	3.27
(1,2572)	1:B:88:ILE:HD12	1:A:172:LYS:HD3	3	3.27
(1,2572)	1:B:88:ILE:HD13	1:A:172:LYS:HD2	3	3.27
(1,2572)	1:B:88:ILE:HD13	1:A:172:LYS:HD3	3	3.27
(1,2610)	2:C:25:LEU:HG	1:A:66:LYS:H	6	3.25
(1,2610)	2:C:25:LEU:HG	1:B:66:LYS:H	6	3.25
(1,2570)	1:B:88:ILE:HD11	1:A:95:ASP:HA	14	3.21
(1,2570)	1:B:88:ILE:HD12	1:A:95:ASP:HA	14	3.21
(1,2570)	1:B:88:ILE:HD13	1:A:95:ASP:HA	14	3.21
(1,2606)	2:C:7:SER:H	1:A:80:SER:HA	4	3.2
(1,2606)	2:C:7:SER:H	1:B:80:SER:HA	4	3.2
(1,2571)	1:B:88:ILE:HD11	1:A:172:LYS:HE2	3	3.2
(1,2571)	1:B:88:ILE:HD11	1:A:172:LYS:HE3	3	3.2
(1,2571)	1:B:88:ILE:HD12	1:A:172:LYS:HE2	3	3.2
(1,2571)	1:B:88:ILE:HD12	1:A:172:LYS:HE3	3	3.2
(1,2571)	1:B:88:ILE:HD13	1:A:172:LYS:HE2	3	3.2
(1,2571)	1:B:88:ILE:HD13	1:A:172:LYS:HE3	3	3.2
(1,2591)	2:C:25:LEU:H	1:A:65:ASP:HB2	1	3.19
(1,2591)	2:C:25:LEU:H	1:A:65:ASP:HB3	1	3.19
(1,2591)	2:C:25:LEU:H	1:B:65:ASP:HB2	1	3.19
(1,2591)	2:C:25:LEU:H	1:B:65:ASP:HB3	1	3.19
(1,768)	1:A:148:LEU:HD11	1:A:195:LEU:HD11	1	3.17
(1,768)	1:A:148:LEU:HD11	1:A:195:LEU:HD12	1	3.17
(1,768)	1:A:148:LEU:HD11	1:A:195:LEU:HD13	1	3.17
(1,768)	1:A:148:LEU:HD11	1:A:195:LEU:HD21	1	3.17
(1,768)	1:A:148:LEU:HD11	1:A:195:LEU:HD22	1	3.17
(1,768)	1:A:148:LEU:HD11	1:A:195:LEU:HD23	1	3.17
(1,768)	1:A:148:LEU:HD12	1:A:195:LEU:HD11	1	3.17
(1,768)	1:A:148:LEU:HD12	1:A:195:LEU:HD12	1	3.17
(1,768)	1:A:148:LEU:HD12	1:A:195:LEU:HD13	1	3.17
(1,768)	1:A:148:LEU:HD12	1:A:195:LEU:HD21	1	3.17
(1,768)	1:A:148:LEU:HD12	1:A:195:LEU:HD22	1	3.17
(1,768)	1:A:148:LEU:HD12	1:A:195:LEU:HD23	1	3.17
(1,768)	1:A:148:LEU:HD13	1:A:195:LEU:HD11	1	3.17
(1,768)	1:A:148:LEU:HD13	1:A:195:LEU:HD12	1	3.17
(1,768)	1:A:148:LEU:HD13	1:A:195:LEU:HD13	1	3.17
(1,768)	1:A:148:LEU:HD13	1:A:195:LEU:HD21	1	3.17
(1,768)	1:A:148:LEU:HD13	1:A:195:LEU:HD22	1	3.17
(1,768)	1:A:148:LEU:HD13	1:A:195:LEU:HD23	1	3.17
(1,2542)	1:A:116:GLY:H	1:B:185:THR:HB	10	3.17

*Continued on next page...*



*Continued from previous page...*

Key	Atom-1	Atom-2	Model ID	Violation (Å)
(1,2591)	2:C:25:LEU:H	1:A:65:ASP:HB2	14	3.16
(1,2591)	2:C:25:LEU:H	1:A:65:ASP:HB3	14	3.16
(1,2591)	2:C:25:LEU:H	1:B:65:ASP:HB2	14	3.16
(1,2591)	2:C:25:LEU:H	1:B:65:ASP:HB3	14	3.16
(1,2572)	1:B:88:ILE:HD11	1:A:172:LYS:HD2	7	3.16
(1,2572)	1:B:88:ILE:HD11	1:A:172:LYS:HD3	7	3.16
(1,2572)	1:B:88:ILE:HD12	1:A:172:LYS:HD2	7	3.16
(1,2572)	1:B:88:ILE:HD12	1:A:172:LYS:HD3	7	3.16
(1,2572)	1:B:88:ILE:HD13	1:A:172:LYS:HD2	7	3.16
(1,2572)	1:B:88:ILE:HD13	1:A:172:LYS:HD3	7	3.16
(1,2609)	2:C:25:LEU:HB2	1:A:66:LYS:H	14	3.14
(1,2609)	2:C:25:LEU:HB2	1:B:66:LYS:H	14	3.14
(1,2609)	2:C:25:LEU:HB3	1:A:66:LYS:H	14	3.14
(1,2609)	2:C:25:LEU:HB3	1:B:66:LYS:H	14	3.14
(1,2573)	1:B:93:TRP:HE1	1:A:175:THR:HG21	6	3.14
(1,2573)	1:B:93:TRP:HE1	1:A:175:THR:HG22	6	3.14
(1,2573)	1:B:93:TRP:HE1	1:A:175:THR:HG23	6	3.14
(1,769)	1:A:148:LEU:HD21	1:A:195:LEU:HD11	3	3.12
(1,769)	1:A:148:LEU:HD21	1:A:195:LEU:HD12	3	3.12
(1,769)	1:A:148:LEU:HD21	1:A:195:LEU:HD13	3	3.12
(1,769)	1:A:148:LEU:HD21	1:A:195:LEU:HD21	3	3.12
(1,769)	1:A:148:LEU:HD21	1:A:195:LEU:HD22	3	3.12
(1,769)	1:A:148:LEU:HD21	1:A:195:LEU:HD23	3	3.12
(1,769)	1:A:148:LEU:HD22	1:A:195:LEU:HD11	3	3.12
(1,769)	1:A:148:LEU:HD22	1:A:195:LEU:HD12	3	3.12
(1,769)	1:A:148:LEU:HD22	1:A:195:LEU:HD13	3	3.12
(1,769)	1:A:148:LEU:HD22	1:A:195:LEU:HD21	3	3.12
(1,769)	1:A:148:LEU:HD22	1:A:195:LEU:HD22	3	3.12
(1,769)	1:A:148:LEU:HD22	1:A:195:LEU:HD23	3	3.12
(1,769)	1:A:148:LEU:HD23	1:A:195:LEU:HD11	3	3.12
(1,769)	1:A:148:LEU:HD23	1:A:195:LEU:HD12	3	3.12
(1,769)	1:A:148:LEU:HD23	1:A:195:LEU:HD13	3	3.12
(1,769)	1:A:148:LEU:HD23	1:A:195:LEU:HD21	3	3.12
(1,769)	1:A:148:LEU:HD23	1:A:195:LEU:HD22	3	3.12
(1,769)	1:A:148:LEU:HD23	1:A:195:LEU:HD23	3	3.12
(1,2593)	2:C:23:TYR:H	1:A:69:GLU:HB2	4	3.1
(1,2593)	2:C:23:TYR:H	1:A:69:GLU:HB3	4	3.1
(1,2593)	2:C:23:TYR:H	1:B:69:GLU:HB2	4	3.1
(1,2593)	2:C:23:TYR:H	1:B:69:GLU:HB3	4	3.1
(1,2570)	1:B:88:ILE:HD11	1:A:95:ASP:HA	15	3.08
(1,2570)	1:B:88:ILE:HD12	1:A:95:ASP:HA	15	3.08
(1,2570)	1:B:88:ILE:HD13	1:A:95:ASP:HA	15	3.08

*Continued on next page...*

*Continued from previous page...*

Key	Atom-1	Atom-2	Model ID	Violation (Å)
(1,2570)	1:B:88:ILE:HD11	1:A:95:ASP:HA	11	3.06
(1,2570)	1:B:88:ILE:HD12	1:A:95:ASP:HA	11	3.06
(1,2570)	1:B:88:ILE:HD13	1:A:95:ASP:HA	11	3.06
(1,2569)	1:B:88:ILE:HD11	1:A:95:ASP:HB2	15	3.06
(1,2569)	1:B:88:ILE:HD11	1:A:95:ASP:HB3	15	3.06
(1,2569)	1:B:88:ILE:HD12	1:A:95:ASP:HB2	15	3.06
(1,2569)	1:B:88:ILE:HD12	1:A:95:ASP:HB3	15	3.06
(1,2569)	1:B:88:ILE:HD13	1:A:95:ASP:HB2	15	3.06
(1,2569)	1:B:88:ILE:HD13	1:A:95:ASP:HB3	15	3.06
(1,2606)	2:C:7:SER:H	1:A:80:SER:HA	5	3.05
(1,2606)	2:C:7:SER:H	1:B:80:SER:HA	5	3.05
(1,2606)	2:C:7:SER:H	1:A:80:SER:HA	12	3.04
(1,2606)	2:C:7:SER:H	1:B:80:SER:HA	12	3.04
(1,2604)	2:C:7:SER:H	1:A:76:GLU:HG2	15	3.03
(1,2604)	2:C:7:SER:H	1:A:76:GLU:HG3	15	3.03
(1,2604)	2:C:7:SER:H	1:B:76:GLU:HG2	15	3.03
(1,2604)	2:C:7:SER:H	1:B:76:GLU:HG3	15	3.03
(1,2610)	2:C:25:LEU:HG	1:A:66:LYS:H	11	3.01
(1,2610)	2:C:25:LEU:HG	1:B:66:LYS:H	11	3.01
(1,1873)	1:B:117:MET:HE1	1:B:115:SER:H	14	2.98
(1,1873)	1:B:117:MET:HE2	1:B:115:SER:H	14	2.98
(1,1873)	1:B:117:MET:HE3	1:B:115:SER:H	14	2.98
(1,518)	1:A:96:ASP:H	1:A:170:ARG:HH11	14	2.97
(1,2569)	1:B:88:ILE:HD11	1:A:95:ASP:HB2	8	2.97
(1,2569)	1:B:88:ILE:HD11	1:A:95:ASP:HB3	8	2.97
(1,2569)	1:B:88:ILE:HD12	1:A:95:ASP:HB2	8	2.97
(1,2569)	1:B:88:ILE:HD12	1:A:95:ASP:HB3	8	2.97
(1,2569)	1:B:88:ILE:HD13	1:A:95:ASP:HB2	8	2.97
(1,2569)	1:B:88:ILE:HD13	1:A:95:ASP:HB3	8	2.97
(1,2365)	1:B:198:MET:HE1	1:B:190:LYS:HD2	14	2.95
(1,2365)	1:B:198:MET:HE1	1:B:190:LYS:HD3	14	2.95
(1,2365)	1:B:198:MET:HE2	1:B:190:LYS:HD2	14	2.95
(1,2365)	1:B:198:MET:HE2	1:B:190:LYS:HD3	14	2.95
(1,2365)	1:B:198:MET:HE3	1:B:190:LYS:HD2	14	2.95
(1,2365)	1:B:198:MET:HE3	1:B:190:LYS:HD3	14	2.95
(1,2013)	1:B:148:LEU:HD21	1:B:195:LEU:HD11	8	2.95
(1,2013)	1:B:148:LEU:HD21	1:B:195:LEU:HD12	8	2.95
(1,2013)	1:B:148:LEU:HD21	1:B:195:LEU:HD13	8	2.95
(1,2013)	1:B:148:LEU:HD21	1:B:195:LEU:HD21	8	2.95
(1,2013)	1:B:148:LEU:HD21	1:B:195:LEU:HD22	8	2.95
(1,2013)	1:B:148:LEU:HD21	1:B:195:LEU:HD23	8	2.95
(1,2013)	1:B:148:LEU:HD22	1:B:195:LEU:HD11	8	2.95

*Continued on next page...*

*Continued from previous page...*

Key	Atom-1	Atom-2	Model ID	Violation (Å)
(1,2013)	1:B:148:LEU:HD22	1:B:195:LEU:HD12	8	2.95
(1,2013)	1:B:148:LEU:HD22	1:B:195:LEU:HD13	8	2.95
(1,2013)	1:B:148:LEU:HD22	1:B:195:LEU:HD21	8	2.95
(1,2013)	1:B:148:LEU:HD22	1:B:195:LEU:HD22	8	2.95
(1,2013)	1:B:148:LEU:HD22	1:B:195:LEU:HD23	8	2.95
(1,2013)	1:B:148:LEU:HD23	1:B:195:LEU:HD11	8	2.95
(1,2013)	1:B:148:LEU:HD23	1:B:195:LEU:HD12	8	2.95
(1,2013)	1:B:148:LEU:HD23	1:B:195:LEU:HD13	8	2.95
(1,2013)	1:B:148:LEU:HD23	1:B:195:LEU:HD21	8	2.95
(1,2013)	1:B:148:LEU:HD23	1:B:195:LEU:HD22	8	2.95
(1,2013)	1:B:148:LEU:HD23	1:B:195:LEU:HD23	8	2.95
(1,2365)	1:B:198:MET:HE1	1:B:190:LYS:HD2	1	2.94
(1,2365)	1:B:198:MET:HE1	1:B:190:LYS:HD3	1	2.94
(1,2365)	1:B:198:MET:HE2	1:B:190:LYS:HD2	1	2.94
(1,2365)	1:B:198:MET:HE2	1:B:190:LYS:HD3	1	2.94
(1,2365)	1:B:198:MET:HE3	1:B:190:LYS:HD2	1	2.94
(1,2365)	1:B:198:MET:HE3	1:B:190:LYS:HD3	1	2.94
(1,1121)	1:A:198:MET:HE1	1:A:190:LYS:HD2	2	2.94
(1,1121)	1:A:198:MET:HE1	1:A:190:LYS:HD3	2	2.94
(1,1121)	1:A:198:MET:HE2	1:A:190:LYS:HD2	2	2.94
(1,1121)	1:A:198:MET:HE2	1:A:190:LYS:HD3	2	2.94
(1,1121)	1:A:198:MET:HE3	1:A:190:LYS:HD2	2	2.94
(1,1121)	1:A:198:MET:HE3	1:A:190:LYS:HD3	2	2.94
(1,2609)	2:C:25:LEU:HB2	1:A:66:LYS:H	13	2.92
(1,2609)	2:C:25:LEU:HB2	1:B:66:LYS:H	13	2.92
(1,2609)	2:C:25:LEU:HB3	1:A:66:LYS:H	13	2.92
(1,2609)	2:C:25:LEU:HB3	1:B:66:LYS:H	13	2.92
(1,2593)	2:C:23:TYR:H	1:A:69:GLU:HB2	6	2.92
(1,2593)	2:C:23:TYR:H	1:A:69:GLU:HB3	6	2.92
(1,2593)	2:C:23:TYR:H	1:B:69:GLU:HB2	6	2.92
(1,2593)	2:C:23:TYR:H	1:B:69:GLU:HB3	6	2.92
(1,2593)	2:C:23:TYR:H	1:A:69:GLU:HB2	11	2.92
(1,2593)	2:C:23:TYR:H	1:A:69:GLU:HB3	11	2.92
(1,2593)	2:C:23:TYR:H	1:B:69:GLU:HB2	11	2.92
(1,2593)	2:C:23:TYR:H	1:B:69:GLU:HB3	11	2.92
(1,1355)	1:B:27:LYS:H	1:B:27:LYS:HE2	2	2.91
(1,2530)	1:A:88:ILE:HD11	1:B:95:ASP:HB2	9	2.9
(1,2530)	1:A:88:ILE:HD11	1:B:95:ASP:HB3	9	2.9
(1,2530)	1:A:88:ILE:HD12	1:B:95:ASP:HB2	9	2.9
(1,2530)	1:A:88:ILE:HD12	1:B:95:ASP:HB3	9	2.9
(1,2530)	1:A:88:ILE:HD13	1:B:95:ASP:HB2	9	2.9
(1,2530)	1:A:88:ILE:HD13	1:B:95:ASP:HB3	9	2.9

*Continued on next page...*

*Continued from previous page...*

Key	Atom-1	Atom-2	Model ID	Violation (Å)
(1,2012)	1:B:148:LEU:HD11	1:B:195:LEU:HD11	2	2.9
(1,2012)	1:B:148:LEU:HD11	1:B:195:LEU:HD12	2	2.9
(1,2012)	1:B:148:LEU:HD11	1:B:195:LEU:HD13	2	2.9
(1,2012)	1:B:148:LEU:HD11	1:B:195:LEU:HD21	2	2.9
(1,2012)	1:B:148:LEU:HD11	1:B:195:LEU:HD22	2	2.9
(1,2012)	1:B:148:LEU:HD11	1:B:195:LEU:HD23	2	2.9
(1,2012)	1:B:148:LEU:HD12	1:B:195:LEU:HD11	2	2.9
(1,2012)	1:B:148:LEU:HD12	1:B:195:LEU:HD12	2	2.9
(1,2012)	1:B:148:LEU:HD12	1:B:195:LEU:HD13	2	2.9
(1,2012)	1:B:148:LEU:HD12	1:B:195:LEU:HD21	2	2.9
(1,2012)	1:B:148:LEU:HD12	1:B:195:LEU:HD22	2	2.9
(1,2012)	1:B:148:LEU:HD12	1:B:195:LEU:HD23	2	2.9
(1,2012)	1:B:148:LEU:HD13	1:B:195:LEU:HD11	2	2.9
(1,2012)	1:B:148:LEU:HD13	1:B:195:LEU:HD12	2	2.9
(1,2012)	1:B:148:LEU:HD13	1:B:195:LEU:HD13	2	2.9
(1,2012)	1:B:148:LEU:HD13	1:B:195:LEU:HD21	2	2.9
(1,2012)	1:B:148:LEU:HD13	1:B:195:LEU:HD22	2	2.9
(1,2012)	1:B:148:LEU:HD13	1:B:195:LEU:HD23	2	2.9
(1,1120)	1:A:198:MET:HE1	1:A:190:LYS:HE2	10	2.9
(1,1120)	1:A:198:MET:HE1	1:A:190:LYS:HE3	10	2.9
(1,1120)	1:A:198:MET:HE2	1:A:190:LYS:HE2	10	2.9
(1,1120)	1:A:198:MET:HE2	1:A:190:LYS:HE3	10	2.9
(1,1120)	1:A:198:MET:HE3	1:A:190:LYS:HE2	10	2.9
(1,1120)	1:A:198:MET:HE3	1:A:190:LYS:HE3	10	2.9
(1,2594)	2:C:23:TYR:H	1:A:69:GLU:HA	4	2.89
(1,2594)	2:C:23:TYR:H	1:B:69:GLU:HA	4	2.89
(1,2365)	1:B:198:MET:HE1	1:B:190:LYS:HD2	7	2.88
(1,2365)	1:B:198:MET:HE1	1:B:190:LYS:HD3	7	2.88
(1,2365)	1:B:198:MET:HE2	1:B:190:LYS:HD2	7	2.88
(1,2365)	1:B:198:MET:HE2	1:B:190:LYS:HD3	7	2.88
(1,2365)	1:B:198:MET:HE3	1:B:190:LYS:HD2	7	2.88
(1,2365)	1:B:198:MET:HE3	1:B:190:LYS:HD3	7	2.88
(1,1120)	1:A:198:MET:HE1	1:A:190:LYS:HE2	4	2.88
(1,1120)	1:A:198:MET:HE1	1:A:190:LYS:HE3	4	2.88
(1,1120)	1:A:198:MET:HE2	1:A:190:LYS:HE2	4	2.88
(1,1120)	1:A:198:MET:HE2	1:A:190:LYS:HE3	4	2.88
(1,1120)	1:A:198:MET:HE3	1:A:190:LYS:HE2	4	2.88
(1,1120)	1:A:198:MET:HE3	1:A:190:LYS:HE3	4	2.88
(1,1121)	1:A:198:MET:HE1	1:A:190:LYS:HD2	13	2.87
(1,1121)	1:A:198:MET:HE1	1:A:190:LYS:HD3	13	2.87
(1,1121)	1:A:198:MET:HE2	1:A:190:LYS:HD2	13	2.87
(1,1121)	1:A:198:MET:HE2	1:A:190:LYS:HD3	13	2.87

*Continued on next page...*

*Continued from previous page...*

Key	Atom-1	Atom-2	Model ID	Violation (Å)
(1,1121)	1:A:198:MET:HE3	1:A:190:LYS:HD2	13	2.87
(1,1121)	1:A:198:MET:HE3	1:A:190:LYS:HD3	13	2.87
(1,2012)	1:B:148:LEU:HD11	1:B:195:LEU:HD11	7	2.86
(1,2012)	1:B:148:LEU:HD11	1:B:195:LEU:HD12	7	2.86
(1,2012)	1:B:148:LEU:HD11	1:B:195:LEU:HD13	7	2.86
(1,2012)	1:B:148:LEU:HD11	1:B:195:LEU:HD21	7	2.86
(1,2012)	1:B:148:LEU:HD11	1:B:195:LEU:HD22	7	2.86
(1,2012)	1:B:148:LEU:HD11	1:B:195:LEU:HD23	7	2.86
(1,2012)	1:B:148:LEU:HD12	1:B:195:LEU:HD11	7	2.86
(1,2012)	1:B:148:LEU:HD12	1:B:195:LEU:HD12	7	2.86
(1,2012)	1:B:148:LEU:HD12	1:B:195:LEU:HD13	7	2.86
(1,2012)	1:B:148:LEU:HD12	1:B:195:LEU:HD21	7	2.86
(1,2012)	1:B:148:LEU:HD12	1:B:195:LEU:HD22	7	2.86
(1,2012)	1:B:148:LEU:HD12	1:B:195:LEU:HD23	7	2.86
(1,2012)	1:B:148:LEU:HD13	1:B:195:LEU:HD11	7	2.86
(1,2012)	1:B:148:LEU:HD13	1:B:195:LEU:HD12	7	2.86
(1,2012)	1:B:148:LEU:HD13	1:B:195:LEU:HD13	7	2.86
(1,2012)	1:B:148:LEU:HD13	1:B:195:LEU:HD21	7	2.86
(1,2012)	1:B:148:LEU:HD13	1:B:195:LEU:HD22	7	2.86
(1,2012)	1:B:148:LEU:HD13	1:B:195:LEU:HD23	7	2.86
(1,1355)	1:B:27:LYS:H	1:B:27:LYS:HE2	10	2.85
(1,2570)	1:B:88:ILE:HD11	1:A:95:ASP:HA	9	2.83
(1,2570)	1:B:88:ILE:HD12	1:A:95:ASP:HA	9	2.83
(1,2570)	1:B:88:ILE:HD13	1:A:95:ASP:HA	9	2.83
(1,2572)	1:B:88:ILE:HD11	1:A:172:LYS:HD2	13	2.81
(1,2572)	1:B:88:ILE:HD11	1:A:172:LYS:HD3	13	2.81
(1,2572)	1:B:88:ILE:HD12	1:A:172:LYS:HD2	13	2.81
(1,2572)	1:B:88:ILE:HD12	1:A:172:LYS:HD3	13	2.81
(1,2572)	1:B:88:ILE:HD13	1:A:172:LYS:HD2	13	2.81
(1,2572)	1:B:88:ILE:HD13	1:A:172:LYS:HD3	13	2.81
(1,2571)	1:B:88:ILE:HD11	1:A:172:LYS:HE2	14	2.8
(1,2571)	1:B:88:ILE:HD11	1:A:172:LYS:HE3	14	2.8
(1,2571)	1:B:88:ILE:HD12	1:A:172:LYS:HE2	14	2.8
(1,2571)	1:B:88:ILE:HD12	1:A:172:LYS:HE3	14	2.8
(1,2571)	1:B:88:ILE:HD13	1:A:172:LYS:HE2	14	2.8
(1,2571)	1:B:88:ILE:HD13	1:A:172:LYS:HE3	14	2.8
(1,2577)	1:B:109:LEU:H	1:A:179:ILE:HG21	6	2.78
(1,2577)	1:B:109:LEU:H	1:A:179:ILE:HG22	6	2.78
(1,2577)	1:B:109:LEU:H	1:A:179:ILE:HG23	6	2.78
(1,1873)	1:B:117:MET:HE1	1:B:115:SER:H	9	2.78
(1,1873)	1:B:117:MET:HE2	1:B:115:SER:H	9	2.78
(1,1873)	1:B:117:MET:HE3	1:B:115:SER:H	9	2.78

*Continued on next page...*

*Continued from previous page...*

Key	Atom-1	Atom-2	Model ID	Violation (Å)
(1,2013)	1:B:148:LEU:HD21	1:B:195:LEU:HD11	14	2.77
(1,2013)	1:B:148:LEU:HD21	1:B:195:LEU:HD12	14	2.77
(1,2013)	1:B:148:LEU:HD21	1:B:195:LEU:HD13	14	2.77
(1,2013)	1:B:148:LEU:HD21	1:B:195:LEU:HD21	14	2.77
(1,2013)	1:B:148:LEU:HD21	1:B:195:LEU:HD22	14	2.77
(1,2013)	1:B:148:LEU:HD21	1:B:195:LEU:HD23	14	2.77
(1,2013)	1:B:148:LEU:HD22	1:B:195:LEU:HD11	14	2.77
(1,2013)	1:B:148:LEU:HD22	1:B:195:LEU:HD12	14	2.77
(1,2013)	1:B:148:LEU:HD22	1:B:195:LEU:HD13	14	2.77
(1,2013)	1:B:148:LEU:HD22	1:B:195:LEU:HD21	14	2.77
(1,2013)	1:B:148:LEU:HD22	1:B:195:LEU:HD22	14	2.77
(1,2013)	1:B:148:LEU:HD22	1:B:195:LEU:HD23	14	2.77
(1,2013)	1:B:148:LEU:HD23	1:B:195:LEU:HD11	14	2.77
(1,2013)	1:B:148:LEU:HD23	1:B:195:LEU:HD12	14	2.77
(1,2013)	1:B:148:LEU:HD23	1:B:195:LEU:HD13	14	2.77
(1,2013)	1:B:148:LEU:HD23	1:B:195:LEU:HD21	14	2.77
(1,2013)	1:B:148:LEU:HD23	1:B:195:LEU:HD22	14	2.77
(1,2013)	1:B:148:LEU:HD23	1:B:195:LEU:HD23	14	2.77
(1,1355)	1:B:27:LYS:H	1:B:27:LYS:HE2	8	2.77
(1,2574)	1:B:93:TRP:HE1	1:A:175:THR:HB	6	2.75
(1,2606)	2:C:7:SER:H	1:A:80:SER:HA	1	2.74
(1,2606)	2:C:7:SER:H	1:B:80:SER:HA	1	2.74
(1,2604)	2:C:7:SER:H	1:A:76:GLU:HG2	1	2.74
(1,2604)	2:C:7:SER:H	1:A:76:GLU:HG3	1	2.74
(1,2604)	2:C:7:SER:H	1:B:76:GLU:HG2	1	2.74
(1,2604)	2:C:7:SER:H	1:B:76:GLU:HG3	1	2.74
(1,1873)	1:B:117:MET:HE1	1:B:115:SER:H	6	2.74
(1,1873)	1:B:117:MET:HE2	1:B:115:SER:H	6	2.74
(1,1873)	1:B:117:MET:HE3	1:B:115:SER:H	6	2.74
(1,2012)	1:B:148:LEU:HD11	1:B:195:LEU:HD11	1	2.73
(1,2012)	1:B:148:LEU:HD11	1:B:195:LEU:HD12	1	2.73
(1,2012)	1:B:148:LEU:HD11	1:B:195:LEU:HD13	1	2.73
(1,2012)	1:B:148:LEU:HD11	1:B:195:LEU:HD21	1	2.73
(1,2012)	1:B:148:LEU:HD11	1:B:195:LEU:HD22	1	2.73
(1,2012)	1:B:148:LEU:HD11	1:B:195:LEU:HD23	1	2.73
(1,2012)	1:B:148:LEU:HD12	1:B:195:LEU:HD11	1	2.73
(1,2012)	1:B:148:LEU:HD12	1:B:195:LEU:HD12	1	2.73
(1,2012)	1:B:148:LEU:HD12	1:B:195:LEU:HD13	1	2.73
(1,2012)	1:B:148:LEU:HD12	1:B:195:LEU:HD21	1	2.73
(1,2012)	1:B:148:LEU:HD12	1:B:195:LEU:HD22	1	2.73
(1,2012)	1:B:148:LEU:HD12	1:B:195:LEU:HD23	1	2.73
(1,2012)	1:B:148:LEU:HD13	1:B:195:LEU:HD11	1	2.73

*Continued on next page...*



*Continued from previous page...*

Key	Atom-1	Atom-2	Model ID	Violation (Å)
(1,2012)	1:B:148:LEU:HD13	1:B:195:LEU:HD12	1	2.73
(1,2012)	1:B:148:LEU:HD13	1:B:195:LEU:HD13	1	2.73
(1,2012)	1:B:148:LEU:HD13	1:B:195:LEU:HD21	1	2.73
(1,2012)	1:B:148:LEU:HD13	1:B:195:LEU:HD22	1	2.73
(1,2012)	1:B:148:LEU:HD13	1:B:195:LEU:HD23	1	2.73
(1,2604)	2:C:7:SER:H	1:A:76:GLU:HG2	3	2.72
(1,2604)	2:C:7:SER:H	1:A:76:GLU:HG3	3	2.72
(1,2604)	2:C:7:SER:H	1:B:76:GLU:HG2	3	2.72
(1,2604)	2:C:7:SER:H	1:B:76:GLU:HG3	3	2.72
(1,1120)	1:A:198:MET:HE1	1:A:190:LYS:HE2	12	2.72
(1,1120)	1:A:198:MET:HE1	1:A:190:LYS:HE3	12	2.72
(1,1120)	1:A:198:MET:HE2	1:A:190:LYS:HE2	12	2.72
(1,1120)	1:A:198:MET:HE2	1:A:190:LYS:HE3	12	2.72
(1,1120)	1:A:198:MET:HE3	1:A:190:LYS:HE2	12	2.72
(1,1120)	1:A:198:MET:HE3	1:A:190:LYS:HE3	12	2.72
(1,1355)	1:B:27:LYS:H	1:B:27:LYS:HE2	6	2.71
(1,111)	1:A:27:LYS:H	1:A:27:LYS:HE2	9	2.71
(1,768)	1:A:148:LEU:HD11	1:A:195:LEU:HD11	3	2.69
(1,768)	1:A:148:LEU:HD11	1:A:195:LEU:HD12	3	2.69
(1,768)	1:A:148:LEU:HD11	1:A:195:LEU:HD13	3	2.69
(1,768)	1:A:148:LEU:HD11	1:A:195:LEU:HD21	3	2.69
(1,768)	1:A:148:LEU:HD11	1:A:195:LEU:HD22	3	2.69
(1,768)	1:A:148:LEU:HD11	1:A:195:LEU:HD23	3	2.69
(1,768)	1:A:148:LEU:HD12	1:A:195:LEU:HD11	3	2.69
(1,768)	1:A:148:LEU:HD12	1:A:195:LEU:HD12	3	2.69
(1,768)	1:A:148:LEU:HD12	1:A:195:LEU:HD13	3	2.69
(1,768)	1:A:148:LEU:HD12	1:A:195:LEU:HD21	3	2.69
(1,768)	1:A:148:LEU:HD12	1:A:195:LEU:HD22	3	2.69
(1,768)	1:A:148:LEU:HD12	1:A:195:LEU:HD23	3	2.69
(1,768)	1:A:148:LEU:HD13	1:A:195:LEU:HD11	3	2.69
(1,768)	1:A:148:LEU:HD13	1:A:195:LEU:HD12	3	2.69
(1,768)	1:A:148:LEU:HD13	1:A:195:LEU:HD13	3	2.69
(1,768)	1:A:148:LEU:HD13	1:A:195:LEU:HD21	3	2.69
(1,768)	1:A:148:LEU:HD13	1:A:195:LEU:HD22	3	2.69
(1,768)	1:A:148:LEU:HD13	1:A:195:LEU:HD23	3	2.69
(1,2596)	2:C:21:SER:H	1:A:68:VAL:HG11	7	2.69
(1,2596)	2:C:21:SER:H	1:A:68:VAL:HG12	7	2.69
(1,2596)	2:C:21:SER:H	1:A:68:VAL:HG13	7	2.69
(1,2596)	2:C:21:SER:H	1:B:68:VAL:HG11	7	2.69
(1,2596)	2:C:21:SER:H	1:B:68:VAL:HG12	7	2.69
(1,2596)	2:C:21:SER:H	1:B:68:VAL:HG13	7	2.69
(1,2542)	1:A:116:GLY:H	1:B:185:THR:HB	15	2.69

*Continued on next page...*



*Continued from previous page...*

Key	Atom-1	Atom-2	Model ID	Violation (Å)
(1,2612)	2:C:25:LEU:HA	1:A:66:LYS:H	1	2.68
(1,2612)	2:C:25:LEU:HA	1:B:66:LYS:H	1	2.68
(1,2594)	2:C:23:TYR:H	1:A:69:GLU:HA	8	2.67
(1,2594)	2:C:23:TYR:H	1:B:69:GLU:HA	8	2.67
(1,2591)	2:C:25:LEU:H	1:A:65:ASP:HB2	15	2.67
(1,2591)	2:C:25:LEU:H	1:A:65:ASP:HB3	15	2.67
(1,2591)	2:C:25:LEU:H	1:B:65:ASP:HB2	15	2.67
(1,2591)	2:C:25:LEU:H	1:B:65:ASP:HB3	15	2.67
(1,1355)	1:B:27:LYS:H	1:B:27:LYS:HE2	1	2.67
(1,2610)	2:C:25:LEU:HG	1:A:66:LYS:H	8	2.64
(1,2610)	2:C:25:LEU:HG	1:B:66:LYS:H	8	2.64
(1,768)	1:A:148:LEU:HD11	1:A:195:LEU:HD11	12	2.63
(1,768)	1:A:148:LEU:HD11	1:A:195:LEU:HD12	12	2.63
(1,768)	1:A:148:LEU:HD11	1:A:195:LEU:HD13	12	2.63
(1,768)	1:A:148:LEU:HD11	1:A:195:LEU:HD21	12	2.63
(1,768)	1:A:148:LEU:HD11	1:A:195:LEU:HD22	12	2.63
(1,768)	1:A:148:LEU:HD11	1:A:195:LEU:HD23	12	2.63
(1,768)	1:A:148:LEU:HD12	1:A:195:LEU:HD11	12	2.63
(1,768)	1:A:148:LEU:HD12	1:A:195:LEU:HD12	12	2.63
(1,768)	1:A:148:LEU:HD12	1:A:195:LEU:HD13	12	2.63
(1,768)	1:A:148:LEU:HD12	1:A:195:LEU:HD21	12	2.63
(1,768)	1:A:148:LEU:HD12	1:A:195:LEU:HD22	12	2.63
(1,768)	1:A:148:LEU:HD12	1:A:195:LEU:HD23	12	2.63
(1,768)	1:A:148:LEU:HD13	1:A:195:LEU:HD11	12	2.63
(1,768)	1:A:148:LEU:HD13	1:A:195:LEU:HD12	12	2.63
(1,768)	1:A:148:LEU:HD13	1:A:195:LEU:HD13	12	2.63
(1,768)	1:A:148:LEU:HD13	1:A:195:LEU:HD21	12	2.63
(1,768)	1:A:148:LEU:HD13	1:A:195:LEU:HD22	12	2.63
(1,768)	1:A:148:LEU:HD13	1:A:195:LEU:HD23	12	2.63
(1,2609)	2:C:25:LEU:HB2	1:A:66:LYS:H	4	2.63
(1,2609)	2:C:25:LEU:HB2	1:B:66:LYS:H	4	2.63
(1,2609)	2:C:25:LEU:HB3	1:A:66:LYS:H	4	2.63
(1,2609)	2:C:25:LEU:HB3	1:B:66:LYS:H	4	2.63
(1,2533)	1:A:88:ILE:HD11	1:B:172:LYS:HD2	11	2.63
(1,2533)	1:A:88:ILE:HD11	1:B:172:LYS:HD3	11	2.63
(1,2533)	1:A:88:ILE:HD12	1:B:172:LYS:HD2	11	2.63
(1,2533)	1:A:88:ILE:HD12	1:B:172:LYS:HD3	11	2.63
(1,2533)	1:A:88:ILE:HD13	1:B:172:LYS:HD2	11	2.63
(1,2533)	1:A:88:ILE:HD13	1:B:172:LYS:HD3	11	2.63
(1,2052)	1:B:154:ILE:HD11	1:B:200:TYR:HE1	13	2.63
(1,2052)	1:B:154:ILE:HD11	1:B:200:TYR:HE2	13	2.63
(1,2052)	1:B:154:ILE:HD12	1:B:200:TYR:HE1	13	2.63

*Continued on next page...*

*Continued from previous page...*

Key	Atom-1	Atom-2	Model ID	Violation (Å)
(1,2052)	1:B:154:ILE:HD12	1:B:200:TYR:HE2	13	2.63
(1,2052)	1:B:154:ILE:HD13	1:B:200:TYR:HE1	13	2.63
(1,2052)	1:B:154:ILE:HD13	1:B:200:TYR:HE2	13	2.63
(1,2596)	2:C:21:SER:H	1:A:68:VAL:HG11	9	2.61
(1,2596)	2:C:21:SER:H	1:A:68:VAL:HG12	9	2.61
(1,2596)	2:C:21:SER:H	1:A:68:VAL:HG13	9	2.61
(1,2596)	2:C:21:SER:H	1:B:68:VAL:HG11	9	2.61
(1,2596)	2:C:21:SER:H	1:B:68:VAL:HG12	9	2.61
(1,2596)	2:C:21:SER:H	1:B:68:VAL:HG13	9	2.61
(1,2581)	1:B:116:GLY:H	1:A:185:THR:HB	7	2.54
(1,2532)	1:A:88:ILE:HD11	1:B:172:LYS:HE2	6	2.54
(1,2532)	1:A:88:ILE:HD11	1:B:172:LYS:HE3	6	2.54
(1,2532)	1:A:88:ILE:HD12	1:B:172:LYS:HE2	6	2.54
(1,2532)	1:A:88:ILE:HD12	1:B:172:LYS:HE3	6	2.54
(1,2532)	1:A:88:ILE:HD13	1:B:172:LYS:HE2	6	2.54
(1,2532)	1:A:88:ILE:HD13	1:B:172:LYS:HE3	6	2.54
(1,2531)	1:A:88:ILE:HD11	1:B:95:ASP:HA	9	2.52
(1,2531)	1:A:88:ILE:HD12	1:B:95:ASP:HA	9	2.52
(1,2531)	1:A:88:ILE:HD13	1:B:95:ASP:HA	9	2.52
(1,2364)	1:B:198:MET:HE1	1:B:190:LYS:HE2	7	2.52
(1,2364)	1:B:198:MET:HE1	1:B:190:LYS:HE3	7	2.52
(1,2364)	1:B:198:MET:HE2	1:B:190:LYS:HE2	7	2.52
(1,2364)	1:B:198:MET:HE2	1:B:190:LYS:HE3	7	2.52
(1,2364)	1:B:198:MET:HE3	1:B:190:LYS:HE2	7	2.52
(1,2364)	1:B:198:MET:HE3	1:B:190:LYS:HE3	7	2.52
(1,2609)	2:C:25:LEU:HB2	1:A:66:LYS:H	2	2.51
(1,2609)	2:C:25:LEU:HB2	1:B:66:LYS:H	2	2.51
(1,2609)	2:C:25:LEU:HB3	1:A:66:LYS:H	2	2.51
(1,2609)	2:C:25:LEU:HB3	1:B:66:LYS:H	2	2.51
(1,111)	1:A:27:LYS:H	1:A:27:LYS:HE2	3	2.51
(1,2607)	2:C:2:LEU:H	1:A:88:ILE:HG21	15	2.5
(1,2607)	2:C:2:LEU:H	1:A:88:ILE:HG22	15	2.5
(1,2607)	2:C:2:LEU:H	1:A:88:ILE:HG23	15	2.5
(1,2607)	2:C:2:LEU:H	1:B:88:ILE:HG21	15	2.5
(1,2607)	2:C:2:LEU:H	1:B:88:ILE:HG22	15	2.5
(1,2607)	2:C:2:LEU:H	1:B:88:ILE:HG23	15	2.5
(1,2596)	2:C:21:SER:H	1:A:68:VAL:HG11	4	2.49
(1,2596)	2:C:21:SER:H	1:A:68:VAL:HG12	4	2.49
(1,2596)	2:C:21:SER:H	1:A:68:VAL:HG13	4	2.49
(1,2596)	2:C:21:SER:H	1:B:68:VAL:HG11	4	2.49
(1,2596)	2:C:21:SER:H	1:B:68:VAL:HG12	4	2.49
(1,2596)	2:C:21:SER:H	1:B:68:VAL:HG13	4	2.49

*Continued on next page...*

*Continued from previous page...*

Key	Atom-1	Atom-2	Model ID	Violation (Å)
(1,2591)	2:C:25:LEU:H	1:A:65:ASP:HB2	7	2.47
(1,2591)	2:C:25:LEU:H	1:A:65:ASP:HB3	7	2.47
(1,2591)	2:C:25:LEU:H	1:B:65:ASP:HB2	7	2.47
(1,2591)	2:C:25:LEU:H	1:B:65:ASP:HB3	7	2.47
(1,2605)	2:C:7:SER:H	1:A:80:SER:HB2	3	2.46
(1,2605)	2:C:7:SER:H	1:A:80:SER:HB3	3	2.46
(1,2605)	2:C:7:SER:H	1:B:80:SER:HB2	3	2.46
(1,2605)	2:C:7:SER:H	1:B:80:SER:HB3	3	2.46
(1,2457)	1:B:211:VAL:HG21	1:B:173:HIS:HD1	7	2.46
(1,2457)	1:B:211:VAL:HG21	1:B:173:HIS:HD2	7	2.46
(1,2457)	1:B:211:VAL:HG22	1:B:173:HIS:HD1	7	2.46
(1,2457)	1:B:211:VAL:HG22	1:B:173:HIS:HD2	7	2.46
(1,2457)	1:B:211:VAL:HG23	1:B:173:HIS:HD1	7	2.46
(1,2457)	1:B:211:VAL:HG23	1:B:173:HIS:HD2	7	2.46
(1,1120)	1:A:198:MET:HE1	1:A:190:LYS:HE2	5	2.45
(1,1120)	1:A:198:MET:HE1	1:A:190:LYS:HE3	5	2.45
(1,1120)	1:A:198:MET:HE2	1:A:190:LYS:HE2	5	2.45
(1,1120)	1:A:198:MET:HE2	1:A:190:LYS:HE3	5	2.45
(1,1120)	1:A:198:MET:HE3	1:A:190:LYS:HE2	5	2.45
(1,1120)	1:A:198:MET:HE3	1:A:190:LYS:HE3	5	2.45
(1,2532)	1:A:88:ILE:HD11	1:B:172:LYS:HE2	12	2.44
(1,2532)	1:A:88:ILE:HD11	1:B:172:LYS:HE3	12	2.44
(1,2532)	1:A:88:ILE:HD12	1:B:172:LYS:HE2	12	2.44
(1,2532)	1:A:88:ILE:HD12	1:B:172:LYS:HE3	12	2.44
(1,2532)	1:A:88:ILE:HD13	1:B:172:LYS:HE2	12	2.44
(1,2532)	1:A:88:ILE:HD13	1:B:172:LYS:HE3	12	2.44
(1,1873)	1:B:117:MET:HE1	1:B:115:SER:H	7	2.44
(1,1873)	1:B:117:MET:HE2	1:B:115:SER:H	7	2.44
(1,1873)	1:B:117:MET:HE3	1:B:115:SER:H	7	2.44
(1,2570)	1:B:88:ILE:HD11	1:A:95:ASP:HA	5	2.43
(1,2570)	1:B:88:ILE:HD12	1:A:95:ASP:HA	5	2.43
(1,2570)	1:B:88:ILE:HD13	1:A:95:ASP:HA	5	2.43
(1,1523)	1:B:53:VAL:HG11	1:B:56:ALA:H	4	2.43
(1,1523)	1:B:53:VAL:HG12	1:B:56:ALA:H	4	2.43
(1,1523)	1:B:53:VAL:HG13	1:B:56:ALA:H	4	2.43
(1,111)	1:A:27:LYS:H	1:A:27:LYS:HE2	5	2.43
(1,1121)	1:A:198:MET:HE1	1:A:190:LYS:HD2	5	2.42
(1,1121)	1:A:198:MET:HE1	1:A:190:LYS:HD3	5	2.42
(1,1121)	1:A:198:MET:HE2	1:A:190:LYS:HD2	5	2.42
(1,1121)	1:A:198:MET:HE2	1:A:190:LYS:HD3	5	2.42
(1,1121)	1:A:198:MET:HE3	1:A:190:LYS:HD2	5	2.42
(1,1121)	1:A:198:MET:HE3	1:A:190:LYS:HD3	5	2.42

*Continued on next page...*

*Continued from previous page...*

Key	Atom-1	Atom-2	Model ID	Violation (Å)
(1,2569)	1:B:88:ILE:HD11	1:A:95:ASP:HB2	6	2.41
(1,2569)	1:B:88:ILE:HD11	1:A:95:ASP:HB3	6	2.41
(1,2569)	1:B:88:ILE:HD12	1:A:95:ASP:HB2	6	2.41
(1,2569)	1:B:88:ILE:HD12	1:A:95:ASP:HB3	6	2.41
(1,2569)	1:B:88:ILE:HD13	1:A:95:ASP:HB2	6	2.41
(1,2569)	1:B:88:ILE:HD13	1:A:95:ASP:HB3	6	2.41
(1,537)	1:A:104:VAL:HG21	1:A:170:ARG:HG2	1	2.4
(1,537)	1:A:104:VAL:HG21	1:A:170:ARG:HG3	1	2.4
(1,537)	1:A:104:VAL:HG22	1:A:170:ARG:HG2	1	2.4
(1,537)	1:A:104:VAL:HG22	1:A:170:ARG:HG3	1	2.4
(1,537)	1:A:104:VAL:HG23	1:A:170:ARG:HG2	1	2.4
(1,537)	1:A:104:VAL:HG23	1:A:170:ARG:HG3	1	2.4
(1,2013)	1:B:148:LEU:HD21	1:B:195:LEU:HD11	13	2.4
(1,2013)	1:B:148:LEU:HD21	1:B:195:LEU:HD12	13	2.4
(1,2013)	1:B:148:LEU:HD21	1:B:195:LEU:HD13	13	2.4
(1,2013)	1:B:148:LEU:HD21	1:B:195:LEU:HD21	13	2.4
(1,2013)	1:B:148:LEU:HD21	1:B:195:LEU:HD22	13	2.4
(1,2013)	1:B:148:LEU:HD21	1:B:195:LEU:HD23	13	2.4
(1,2013)	1:B:148:LEU:HD22	1:B:195:LEU:HD11	13	2.4
(1,2013)	1:B:148:LEU:HD22	1:B:195:LEU:HD12	13	2.4
(1,2013)	1:B:148:LEU:HD22	1:B:195:LEU:HD13	13	2.4
(1,2013)	1:B:148:LEU:HD22	1:B:195:LEU:HD21	13	2.4
(1,2013)	1:B:148:LEU:HD22	1:B:195:LEU:HD22	13	2.4
(1,2013)	1:B:148:LEU:HD22	1:B:195:LEU:HD23	13	2.4
(1,2013)	1:B:148:LEU:HD23	1:B:195:LEU:HD11	13	2.4
(1,2013)	1:B:148:LEU:HD23	1:B:195:LEU:HD12	13	2.4
(1,2013)	1:B:148:LEU:HD23	1:B:195:LEU:HD13	13	2.4
(1,2013)	1:B:148:LEU:HD23	1:B:195:LEU:HD21	13	2.4
(1,2013)	1:B:148:LEU:HD23	1:B:195:LEU:HD22	13	2.4
(1,2013)	1:B:148:LEU:HD23	1:B:195:LEU:HD23	13	2.4
(1,629)	1:A:117:MET:HE1	1:A:115:SER:H	11	2.38
(1,629)	1:A:117:MET:HE2	1:A:115:SER:H	11	2.38
(1,629)	1:A:117:MET:HE3	1:A:115:SER:H	11	2.38
(1,2597)	2:C:21:SER:H	1:A:68:VAL:HB	11	2.36
(1,2597)	2:C:21:SER:H	1:B:68:VAL:HB	11	2.36
(1,2597)	2:C:21:SER:H	1:A:68:VAL:HB	2	2.33
(1,2597)	2:C:21:SER:H	1:B:68:VAL:HB	2	2.33
(1,2535)	1:A:93:TRP:HE1	1:B:175:THR:HB	14	2.33
(1,1213)	1:A:211:VAL:HG21	1:A:173:HIS:HD1	5	2.33
(1,1213)	1:A:211:VAL:HG21	1:A:173:HIS:HD2	5	2.33
(1,1213)	1:A:211:VAL:HG22	1:A:173:HIS:HD1	5	2.33
(1,1213)	1:A:211:VAL:HG22	1:A:173:HIS:HD2	5	2.33

*Continued on next page...*

*Continued from previous page...*

Key	Atom-1	Atom-2	Model ID	Violation (Å)
(1,1213)	1:A:211:VAL:HG23	1:A:173:HIS:HD1	5	2.33
(1,1213)	1:A:211:VAL:HG23	1:A:173:HIS:HD2	5	2.33
(1,768)	1:A:148:LEU:HD11	1:A:195:LEU:HD11	5	2.32
(1,768)	1:A:148:LEU:HD11	1:A:195:LEU:HD12	5	2.32
(1,768)	1:A:148:LEU:HD11	1:A:195:LEU:HD13	5	2.32
(1,768)	1:A:148:LEU:HD11	1:A:195:LEU:HD21	5	2.32
(1,768)	1:A:148:LEU:HD11	1:A:195:LEU:HD22	5	2.32
(1,768)	1:A:148:LEU:HD11	1:A:195:LEU:HD23	5	2.32
(1,768)	1:A:148:LEU:HD12	1:A:195:LEU:HD11	5	2.32
(1,768)	1:A:148:LEU:HD12	1:A:195:LEU:HD12	5	2.32
(1,768)	1:A:148:LEU:HD12	1:A:195:LEU:HD13	5	2.32
(1,768)	1:A:148:LEU:HD12	1:A:195:LEU:HD21	5	2.32
(1,768)	1:A:148:LEU:HD12	1:A:195:LEU:HD22	5	2.32
(1,768)	1:A:148:LEU:HD12	1:A:195:LEU:HD23	5	2.32
(1,768)	1:A:148:LEU:HD13	1:A:195:LEU:HD11	5	2.32
(1,768)	1:A:148:LEU:HD13	1:A:195:LEU:HD12	5	2.32
(1,768)	1:A:148:LEU:HD13	1:A:195:LEU:HD13	5	2.32
(1,768)	1:A:148:LEU:HD13	1:A:195:LEU:HD21	5	2.32
(1,768)	1:A:148:LEU:HD13	1:A:195:LEU:HD22	5	2.32
(1,768)	1:A:148:LEU:HD13	1:A:195:LEU:HD23	5	2.32
(1,1873)	1:B:117:MET:HE1	1:B:115:SER:H	15	2.31
(1,1873)	1:B:117:MET:HE2	1:B:115:SER:H	15	2.31
(1,1873)	1:B:117:MET:HE3	1:B:115:SER:H	15	2.31
(1,2572)	1:B:88:ILE:HD11	1:A:172:LYS:HD2	4	2.3
(1,2572)	1:B:88:ILE:HD11	1:A:172:LYS:HD3	4	2.3
(1,2572)	1:B:88:ILE:HD12	1:A:172:LYS:HD2	4	2.3
(1,2572)	1:B:88:ILE:HD12	1:A:172:LYS:HD3	4	2.3
(1,2572)	1:B:88:ILE:HD13	1:A:172:LYS:HD2	4	2.3
(1,2572)	1:B:88:ILE:HD13	1:A:172:LYS:HD3	4	2.3
(1,2596)	2:C:21:SER:H	1:A:68:VAL:HG11	10	2.28
(1,2596)	2:C:21:SER:H	1:A:68:VAL:HG12	10	2.28
(1,2596)	2:C:21:SER:H	1:A:68:VAL:HG13	10	2.28
(1,2596)	2:C:21:SER:H	1:B:68:VAL:HG11	10	2.28
(1,2596)	2:C:21:SER:H	1:B:68:VAL:HG12	10	2.28
(1,2596)	2:C:21:SER:H	1:B:68:VAL:HG13	10	2.28
(1,2591)	2:C:25:LEU:H	1:A:65:ASP:HB2	8	2.28
(1,2591)	2:C:25:LEU:H	1:A:65:ASP:HB3	8	2.28
(1,2591)	2:C:25:LEU:H	1:B:65:ASP:HB2	8	2.28
(1,2591)	2:C:25:LEU:H	1:B:65:ASP:HB3	8	2.28
(1,111)	1:A:27:LYS:H	1:A:27:LYS:HE2	6	2.28
(1,2572)	1:B:88:ILE:HD11	1:A:172:LYS:HD2	9	2.27
(1,2572)	1:B:88:ILE:HD11	1:A:172:LYS:HD3	9	2.27

*Continued on next page...*

*Continued from previous page...*

Key	Atom-1	Atom-2	Model ID	Violation (Å)
(1,2572)	1:B:88:ILE:HD12	1:A:172:LYS:HD2	9	2.27
(1,2572)	1:B:88:ILE:HD12	1:A:172:LYS:HD3	9	2.27
(1,2572)	1:B:88:ILE:HD13	1:A:172:LYS:HD2	9	2.27
(1,2572)	1:B:88:ILE:HD13	1:A:172:LYS:HD3	9	2.27
(1,2364)	1:B:198:MET:HE1	1:B:190:LYS:HE2	15	2.27
(1,2364)	1:B:198:MET:HE1	1:B:190:LYS:HE3	15	2.27
(1,2364)	1:B:198:MET:HE2	1:B:190:LYS:HE2	15	2.27
(1,2364)	1:B:198:MET:HE2	1:B:190:LYS:HE3	15	2.27
(1,2364)	1:B:198:MET:HE3	1:B:190:LYS:HE2	15	2.27
(1,2364)	1:B:198:MET:HE3	1:B:190:LYS:HE3	15	2.27
(1,2610)	2:C:25:LEU:HG	1:A:66:LYS:H	4	2.26
(1,2610)	2:C:25:LEU:HG	1:B:66:LYS:H	4	2.26
(1,768)	1:A:148:LEU:HD11	1:A:195:LEU:HD11	9	2.25
(1,768)	1:A:148:LEU:HD11	1:A:195:LEU:HD12	9	2.25
(1,768)	1:A:148:LEU:HD11	1:A:195:LEU:HD13	9	2.25
(1,768)	1:A:148:LEU:HD11	1:A:195:LEU:HD21	9	2.25
(1,768)	1:A:148:LEU:HD11	1:A:195:LEU:HD22	9	2.25
(1,768)	1:A:148:LEU:HD11	1:A:195:LEU:HD23	9	2.25
(1,768)	1:A:148:LEU:HD12	1:A:195:LEU:HD11	9	2.25
(1,768)	1:A:148:LEU:HD12	1:A:195:LEU:HD12	9	2.25
(1,768)	1:A:148:LEU:HD12	1:A:195:LEU:HD13	9	2.25
(1,768)	1:A:148:LEU:HD12	1:A:195:LEU:HD21	9	2.25
(1,768)	1:A:148:LEU:HD12	1:A:195:LEU:HD22	9	2.25
(1,768)	1:A:148:LEU:HD12	1:A:195:LEU:HD23	9	2.25
(1,768)	1:A:148:LEU:HD13	1:A:195:LEU:HD11	9	2.25
(1,768)	1:A:148:LEU:HD13	1:A:195:LEU:HD12	9	2.25
(1,768)	1:A:148:LEU:HD13	1:A:195:LEU:HD13	9	2.25
(1,768)	1:A:148:LEU:HD13	1:A:195:LEU:HD21	9	2.25
(1,768)	1:A:148:LEU:HD13	1:A:195:LEU:HD22	9	2.25
(1,768)	1:A:148:LEU:HD13	1:A:195:LEU:HD23	9	2.25
(1,842)	1:A:157:LEU:HD11	1:A:204:MET:HE1	14	2.24
(1,842)	1:A:157:LEU:HD11	1:A:204:MET:HE2	14	2.24
(1,842)	1:A:157:LEU:HD11	1:A:204:MET:HE3	14	2.24
(1,842)	1:A:157:LEU:HD12	1:A:204:MET:HE1	14	2.24
(1,842)	1:A:157:LEU:HD12	1:A:204:MET:HE2	14	2.24
(1,842)	1:A:157:LEU:HD12	1:A:204:MET:HE3	14	2.24
(1,842)	1:A:157:LEU:HD13	1:A:204:MET:HE1	14	2.24
(1,842)	1:A:157:LEU:HD13	1:A:204:MET:HE2	14	2.24
(1,842)	1:A:157:LEU:HD13	1:A:204:MET:HE3	14	2.24
(1,842)	1:A:157:LEU:HD21	1:A:204:MET:HE1	14	2.24
(1,842)	1:A:157:LEU:HD21	1:A:204:MET:HE2	14	2.24
(1,842)	1:A:157:LEU:HD21	1:A:204:MET:HE3	14	2.24

*Continued on next page...*



*Continued from previous page...*

Key	Atom-1	Atom-2	Model ID	Violation (Å)
(1,842)	1:A:157:LEU:HD22	1:A:204:MET:HE1	14	2.24
(1,842)	1:A:157:LEU:HD22	1:A:204:MET:HE2	14	2.24
(1,842)	1:A:157:LEU:HD22	1:A:204:MET:HE3	14	2.24
(1,842)	1:A:157:LEU:HD23	1:A:204:MET:HE1	14	2.24
(1,842)	1:A:157:LEU:HD23	1:A:204:MET:HE2	14	2.24
(1,842)	1:A:157:LEU:HD23	1:A:204:MET:HE3	14	2.24
(1,2612)	2:C:25:LEU:HA	1:A:66:LYS:H	14	2.24
(1,2612)	2:C:25:LEU:HA	1:B:66:LYS:H	14	2.24
(1,1385)	1:B:32:LYS:H	1:B:32:LYS:HD2	14	2.24
(1,2593)	2:C:23:TYR:H	1:A:69:GLU:HB2	10	2.23
(1,2593)	2:C:23:TYR:H	1:A:69:GLU:HB3	10	2.23
(1,2593)	2:C:23:TYR:H	1:B:69:GLU:HB2	10	2.23
(1,2593)	2:C:23:TYR:H	1:B:69:GLU:HB3	10	2.23
(1,2300)	1:B:187:ALA:HB1	1:B:198:MET:HE1	9	2.23
(1,2300)	1:B:187:ALA:HB1	1:B:198:MET:HE2	9	2.23
(1,2300)	1:B:187:ALA:HB1	1:B:198:MET:HE3	9	2.23
(1,2300)	1:B:187:ALA:HB2	1:B:198:MET:HE1	9	2.23
(1,2300)	1:B:187:ALA:HB2	1:B:198:MET:HE2	9	2.23
(1,2300)	1:B:187:ALA:HB2	1:B:198:MET:HE3	9	2.23
(1,2300)	1:B:187:ALA:HB3	1:B:198:MET:HE1	9	2.23
(1,2300)	1:B:187:ALA:HB3	1:B:198:MET:HE2	9	2.23
(1,2300)	1:B:187:ALA:HB3	1:B:198:MET:HE3	9	2.23
(1,2513)	1:A:67:GLY:H	1:B:66:LYS:HA	3	2.22
(1,1523)	1:B:53:VAL:HG11	1:B:56:ALA:H	5	2.22
(1,1523)	1:B:53:VAL:HG12	1:B:56:ALA:H	5	2.22
(1,1523)	1:B:53:VAL:HG13	1:B:56:ALA:H	5	2.22
(1,629)	1:A:117:MET:HE1	1:A:115:SER:H	10	2.21
(1,629)	1:A:117:MET:HE2	1:A:115:SER:H	10	2.21
(1,629)	1:A:117:MET:HE3	1:A:115:SER:H	10	2.21
(1,1385)	1:B:32:LYS:H	1:B:32:LYS:HD2	4	2.21
(1,1355)	1:B:27:LYS:H	1:B:27:LYS:HE2	9	2.21
(1,629)	1:A:117:MET:HE1	1:A:115:SER:H	5	2.2
(1,629)	1:A:117:MET:HE2	1:A:115:SER:H	5	2.2
(1,629)	1:A:117:MET:HE3	1:A:115:SER:H	5	2.2
(1,2572)	1:B:88:ILE:HD11	1:A:172:LYS:HD2	2	2.19
(1,2572)	1:B:88:ILE:HD11	1:A:172:LYS:HD3	2	2.19
(1,2572)	1:B:88:ILE:HD12	1:A:172:LYS:HD2	2	2.19
(1,2572)	1:B:88:ILE:HD12	1:A:172:LYS:HD3	2	2.19
(1,2572)	1:B:88:ILE:HD13	1:A:172:LYS:HD2	2	2.19
(1,2572)	1:B:88:ILE:HD13	1:A:172:LYS:HD3	2	2.19
(1,1874)	1:B:117:MET:HE1	1:B:116:GLY:H	14	2.19
(1,1874)	1:B:117:MET:HE2	1:B:116:GLY:H	14	2.19

*Continued on next page...*



*Continued from previous page...*

Key	Atom-1	Atom-2	Model ID	Violation (Å)
(1,1874)	1:B:117:MET:HE3	1:B:116:GLY:H	14	2.19
(1,2604)	2:C:7:SER:H	1:A:76:GLU:HG2	11	2.17
(1,2604)	2:C:7:SER:H	1:A:76:GLU:HG3	11	2.17
(1,2604)	2:C:7:SER:H	1:B:76:GLU:HG2	11	2.17
(1,2604)	2:C:7:SER:H	1:B:76:GLU:HG3	11	2.17
(1,1879)	1:B:117:MET:H	1:B:117:MET:HE1	14	2.17
(1,1879)	1:B:117:MET:H	1:B:117:MET:HE2	14	2.17
(1,1879)	1:B:117:MET:H	1:B:117:MET:HE3	14	2.17
(1,2552)	1:B:67:GLY:H	1:A:66:LYS:HA	10	2.15
(1,956)	1:A:176:ALA:HB1	1:A:212:TRP:HE1	6	2.14
(1,956)	1:A:176:ALA:HB2	1:A:212:TRP:HE1	6	2.14
(1,956)	1:A:176:ALA:HB3	1:A:212:TRP:HE1	6	2.14
(1,2513)	1:A:67:GLY:H	1:B:66:LYS:HA	1	2.14
(1,2300)	1:B:187:ALA:HB1	1:B:198:MET:HE1	5	2.14
(1,2300)	1:B:187:ALA:HB1	1:B:198:MET:HE2	5	2.14
(1,2300)	1:B:187:ALA:HB1	1:B:198:MET:HE3	5	2.14
(1,2300)	1:B:187:ALA:HB2	1:B:198:MET:HE1	5	2.14
(1,2300)	1:B:187:ALA:HB2	1:B:198:MET:HE2	5	2.14
(1,2300)	1:B:187:ALA:HB2	1:B:198:MET:HE3	5	2.14
(1,2300)	1:B:187:ALA:HB3	1:B:198:MET:HE1	5	2.14
(1,2300)	1:B:187:ALA:HB3	1:B:198:MET:HE2	5	2.14
(1,2300)	1:B:187:ALA:HB3	1:B:198:MET:HE3	5	2.14
(1,2606)	2:C:7:SER:H	1:A:80:SER:HA	3	2.13
(1,2606)	2:C:7:SER:H	1:B:80:SER:HA	3	2.13
(1,2570)	1:B:88:ILE:HD11	1:A:95:ASP:HA	1	2.13
(1,2570)	1:B:88:ILE:HD12	1:A:95:ASP:HA	1	2.13
(1,2570)	1:B:88:ILE:HD13	1:A:95:ASP:HA	1	2.13
(1,1879)	1:B:117:MET:H	1:B:117:MET:HE1	6	2.13
(1,1879)	1:B:117:MET:H	1:B:117:MET:HE2	6	2.13
(1,1879)	1:B:117:MET:H	1:B:117:MET:HE3	6	2.13
(1,111)	1:A:27:LYS:H	1:A:27:LYS:HE2	11	2.13
(1,111)	1:A:27:LYS:H	1:A:27:LYS:HE2	10	2.12
(1,111)	1:A:27:LYS:H	1:A:27:LYS:HE2	13	2.11
(1,2364)	1:B:198:MET:HE1	1:B:190:LYS:HE2	5	2.1
(1,2364)	1:B:198:MET:HE1	1:B:190:LYS:HE3	5	2.1
(1,2364)	1:B:198:MET:HE2	1:B:190:LYS:HE2	5	2.1
(1,2364)	1:B:198:MET:HE2	1:B:190:LYS:HE3	5	2.1
(1,2364)	1:B:198:MET:HE3	1:B:190:LYS:HE2	5	2.1
(1,2364)	1:B:198:MET:HE3	1:B:190:LYS:HE3	5	2.1
(1,2552)	1:B:67:GLY:H	1:A:66:LYS:HA	6	2.09
(1,538)	1:A:104:VAL:HG21	1:A:170:ARG:HD2	1	2.08
(1,538)	1:A:104:VAL:HG21	1:A:170:ARG:HD3	1	2.08

*Continued on next page...*

*Continued from previous page...*

Key	Atom-1	Atom-2	Model ID	Violation (Å)
(1,538)	1:A:104:VAL:HG22	1:A:170:ARG:HD2	1	2.08
(1,538)	1:A:104:VAL:HG22	1:A:170:ARG:HD3	1	2.08
(1,538)	1:A:104:VAL:HG23	1:A:170:ARG:HD2	1	2.08
(1,538)	1:A:104:VAL:HG23	1:A:170:ARG:HD3	1	2.08
(1,2364)	1:B:198:MET:HE1	1:B:190:LYS:HE2	10	2.08
(1,2364)	1:B:198:MET:HE1	1:B:190:LYS:HE3	10	2.08
(1,2364)	1:B:198:MET:HE2	1:B:190:LYS:HE2	10	2.08
(1,2364)	1:B:198:MET:HE2	1:B:190:LYS:HE3	10	2.08
(1,2364)	1:B:198:MET:HE3	1:B:190:LYS:HE2	10	2.08
(1,2364)	1:B:198:MET:HE3	1:B:190:LYS:HE3	10	2.08
(1,113)	1:A:27:LYS:HD2	1:A:28:GLU:H	6	2.08
(1,2530)	1:A:88:ILE:HD11	1:B:95:ASP:HB2	4	2.07
(1,2530)	1:A:88:ILE:HD11	1:B:95:ASP:HB3	4	2.07
(1,2530)	1:A:88:ILE:HD12	1:B:95:ASP:HB2	4	2.07
(1,2530)	1:A:88:ILE:HD12	1:B:95:ASP:HB3	4	2.07
(1,2530)	1:A:88:ILE:HD13	1:B:95:ASP:HB2	4	2.07
(1,2530)	1:A:88:ILE:HD13	1:B:95:ASP:HB3	4	2.07
(1,2364)	1:B:198:MET:HE1	1:B:190:LYS:HE2	4	2.07
(1,2364)	1:B:198:MET:HE1	1:B:190:LYS:HE3	4	2.07
(1,2364)	1:B:198:MET:HE2	1:B:190:LYS:HE2	4	2.07
(1,2364)	1:B:198:MET:HE2	1:B:190:LYS:HE3	4	2.07
(1,2364)	1:B:198:MET:HE3	1:B:190:LYS:HE2	4	2.07
(1,2364)	1:B:198:MET:HE3	1:B:190:LYS:HE3	4	2.07
(1,141)	1:A:32:LYS:H	1:A:32:LYS:HD2	11	2.07
(1,141)	1:A:32:LYS:H	1:A:32:LYS:HD2	12	2.07
(1,2596)	2:C:21:SER:H	1:A:68:VAL:HG11	15	2.05
(1,2596)	2:C:21:SER:H	1:A:68:VAL:HG12	15	2.05
(1,2596)	2:C:21:SER:H	1:A:68:VAL:HG13	15	2.05
(1,2596)	2:C:21:SER:H	1:B:68:VAL:HG11	15	2.05
(1,2596)	2:C:21:SER:H	1:B:68:VAL:HG12	15	2.05
(1,2596)	2:C:21:SER:H	1:B:68:VAL:HG13	15	2.05
(1,2542)	1:A:116:GLY:H	1:B:185:THR:HB	6	2.05
(1,1385)	1:B:32:LYS:H	1:B:32:LYS:HD2	7	2.05
(1,1056)	1:A:187:ALA:HB1	1:A:198:MET:HE1	12	2.05
(1,1056)	1:A:187:ALA:HB1	1:A:198:MET:HE2	12	2.05
(1,1056)	1:A:187:ALA:HB1	1:A:198:MET:HE3	12	2.05
(1,1056)	1:A:187:ALA:HB2	1:A:198:MET:HE1	12	2.05
(1,1056)	1:A:187:ALA:HB2	1:A:198:MET:HE2	12	2.05
(1,1056)	1:A:187:ALA:HB2	1:A:198:MET:HE3	12	2.05
(1,1056)	1:A:187:ALA:HB3	1:A:198:MET:HE1	12	2.05
(1,1056)	1:A:187:ALA:HB3	1:A:198:MET:HE2	12	2.05
(1,1056)	1:A:187:ALA:HB3	1:A:198:MET:HE3	12	2.05

*Continued on next page...*

*Continued from previous page...*

Key	Atom-1	Atom-2	Model ID	Violation (Å)
(1,2597)	2:C:21:SER:H	1:A:68:VAL:HB	5	2.04
(1,2597)	2:C:21:SER:H	1:B:68:VAL:HB	5	2.04
(1,1874)	1:B:117:MET:HE1	1:B:116:GLY:H	6	2.04
(1,1874)	1:B:117:MET:HE2	1:B:116:GLY:H	6	2.04
(1,1874)	1:B:117:MET:HE3	1:B:116:GLY:H	6	2.04
(1,2609)	2:C:25:LEU:HB2	1:A:66:LYS:H	5	2.03
(1,2609)	2:C:25:LEU:HB2	1:B:66:LYS:H	5	2.03
(1,2609)	2:C:25:LEU:HB3	1:A:66:LYS:H	5	2.03
(1,2609)	2:C:25:LEU:HB3	1:B:66:LYS:H	5	2.03
(1,2607)	2:C:2:LEU:H	1:A:88:ILE:HG21	5	2.03
(1,2607)	2:C:2:LEU:H	1:A:88:ILE:HG22	5	2.03
(1,2607)	2:C:2:LEU:H	1:A:88:ILE:HG23	5	2.03
(1,2607)	2:C:2:LEU:H	1:B:88:ILE:HG21	5	2.03
(1,2607)	2:C:2:LEU:H	1:B:88:ILE:HG22	5	2.03
(1,2607)	2:C:2:LEU:H	1:B:88:ILE:HG23	5	2.03
(1,111)	1:A:27:LYS:H	1:A:27:LYS:HE2	8	2.03
(1,538)	1:A:104:VAL:HG21	1:A:170:ARG:HD2	5	2.02
(1,538)	1:A:104:VAL:HG21	1:A:170:ARG:HD3	5	2.02
(1,538)	1:A:104:VAL:HG22	1:A:170:ARG:HD2	5	2.02
(1,538)	1:A:104:VAL:HG22	1:A:170:ARG:HD3	5	2.02
(1,538)	1:A:104:VAL:HG23	1:A:170:ARG:HD2	5	2.02
(1,538)	1:A:104:VAL:HG23	1:A:170:ARG:HD3	5	2.02
(1,2552)	1:B:67:GLY:H	1:A:66:LYS:HA	13	2.02
(1,2552)	1:B:67:GLY:H	1:A:66:LYS:HA	12	2.01
(1,1355)	1:B:27:LYS:H	1:B:27:LYS:HE2	15	2.01
(1,518)	1:A:96:ASP:H	1:A:170:ARG:HH11	10	2.0
(1,2597)	2:C:21:SER:H	1:A:68:VAL:HB	13	2.0
(1,2597)	2:C:21:SER:H	1:B:68:VAL:HB	13	2.0
(1,1123)	1:A:198:MET:HE1	1:A:190:LYS:HB2	11	1.99
(1,1123)	1:A:198:MET:HE1	1:A:190:LYS:HB3	11	1.99
(1,1123)	1:A:198:MET:HE2	1:A:190:LYS:HB2	11	1.99
(1,1123)	1:A:198:MET:HE2	1:A:190:LYS:HB3	11	1.99
(1,1123)	1:A:198:MET:HE3	1:A:190:LYS:HB2	11	1.99
(1,1123)	1:A:198:MET:HE3	1:A:190:LYS:HB3	11	1.99
(1,518)	1:A:96:ASP:H	1:A:170:ARG:HH11	8	1.98
(1,2604)	2:C:7:SER:H	1:A:76:GLU:HG2	7	1.98
(1,2604)	2:C:7:SER:H	1:A:76:GLU:HG3	7	1.98
(1,2604)	2:C:7:SER:H	1:B:76:GLU:HG2	7	1.98
(1,2604)	2:C:7:SER:H	1:B:76:GLU:HG3	7	1.98
(1,2570)	1:B:88:ILE:HD11	1:A:95:ASP:HA	8	1.97
(1,2570)	1:B:88:ILE:HD12	1:A:95:ASP:HA	8	1.97
(1,2570)	1:B:88:ILE:HD13	1:A:95:ASP:HA	8	1.97

*Continued on next page...*

*Continued from previous page...*

Key	Atom-1	Atom-2	Model ID	Violation (Å)
(1,2609)	2:C:25:LEU:HB2	1:A:66:LYS:H	12	1.96
(1,2609)	2:C:25:LEU:HB2	1:B:66:LYS:H	12	1.96
(1,2609)	2:C:25:LEU:HB3	1:A:66:LYS:H	12	1.96
(1,2609)	2:C:25:LEU:HB3	1:B:66:LYS:H	12	1.96
(1,2597)	2:C:21:SER:H	1:A:68:VAL:HB	15	1.96
(1,2597)	2:C:21:SER:H	1:B:68:VAL:HB	15	1.96
(1,1879)	1:B:117:MET:H	1:B:117:MET:HE1	9	1.96
(1,1879)	1:B:117:MET:H	1:B:117:MET:HE2	9	1.96
(1,1879)	1:B:117:MET:H	1:B:117:MET:HE3	9	1.96
(1,566)	1:A:107:LEU:HD11	1:A:163:ASN:HD21	12	1.95
(1,566)	1:A:107:LEU:HD11	1:A:163:ASN:HD22	12	1.95
(1,566)	1:A:107:LEU:HD12	1:A:163:ASN:HD21	12	1.95
(1,566)	1:A:107:LEU:HD12	1:A:163:ASN:HD22	12	1.95
(1,566)	1:A:107:LEU:HD13	1:A:163:ASN:HD21	12	1.95
(1,566)	1:A:107:LEU:HD13	1:A:163:ASN:HD22	12	1.95
(1,2593)	2:C:23:TYR:H	1:A:69:GLU:HB2	7	1.95
(1,2593)	2:C:23:TYR:H	1:A:69:GLU:HB3	7	1.95
(1,2593)	2:C:23:TYR:H	1:B:69:GLU:HB2	7	1.95
(1,2593)	2:C:23:TYR:H	1:B:69:GLU:HB3	7	1.95
(1,1762)	1:B:96:ASP:H	1:B:170:ARG:HH11	1	1.95
(1,940)	1:A:172:LYS:HD2	1:A:172:LYS:H	6	1.94
(1,2525)	1:A:75:GLU:H	1:B:74:GLU:HG2	2	1.94
(1,2525)	1:A:75:GLU:H	1:B:74:GLU:HG3	2	1.94
(1,2184)	1:B:172:LYS:HD2	1:B:172:LYS:H	11	1.94
(1,1353)	1:B:27:LYS:H	1:B:27:LYS:HD2	8	1.94
(1,942)	1:A:173:HIS:H	1:A:172:LYS:HD2	3	1.93
(1,2513)	1:A:67:GLY:H	1:B:66:LYS:HA	12	1.93
(1,1070)	1:A:188:LEU:HD11	1:A:198:MET:HG2	2	1.93
(1,1070)	1:A:188:LEU:HD11	1:A:198:MET:HG3	2	1.93
(1,1070)	1:A:188:LEU:HD12	1:A:198:MET:HG2	2	1.93
(1,1070)	1:A:188:LEU:HD12	1:A:198:MET:HG3	2	1.93
(1,1070)	1:A:188:LEU:HD13	1:A:198:MET:HG2	2	1.93
(1,1070)	1:A:188:LEU:HD13	1:A:198:MET:HG3	2	1.93
(1,2300)	1:B:187:ALA:HB1	1:B:198:MET:HE1	13	1.92
(1,2300)	1:B:187:ALA:HB1	1:B:198:MET:HE2	13	1.92
(1,2300)	1:B:187:ALA:HB1	1:B:198:MET:HE3	13	1.92
(1,2300)	1:B:187:ALA:HB2	1:B:198:MET:HE1	13	1.92
(1,2300)	1:B:187:ALA:HB2	1:B:198:MET:HE2	13	1.92
(1,2300)	1:B:187:ALA:HB2	1:B:198:MET:HE3	13	1.92
(1,2300)	1:B:187:ALA:HB3	1:B:198:MET:HE1	13	1.92
(1,2300)	1:B:187:ALA:HB3	1:B:198:MET:HE2	13	1.92
(1,2300)	1:B:187:ALA:HB3	1:B:198:MET:HE3	13	1.92

*Continued on next page...*

*Continued from previous page...*

Key	Atom-1	Atom-2	Model ID	Violation (Å)
(1,1784)	1:B:104:VAL:HG21	1:B:96:ASP:HB2	14	1.92
(1,1784)	1:B:104:VAL:HG21	1:B:96:ASP:HB3	14	1.92
(1,1784)	1:B:104:VAL:HG22	1:B:96:ASP:HB2	14	1.92
(1,1784)	1:B:104:VAL:HG22	1:B:96:ASP:HB3	14	1.92
(1,1784)	1:B:104:VAL:HG23	1:B:96:ASP:HB2	14	1.92
(1,1784)	1:B:104:VAL:HG23	1:B:96:ASP:HB3	14	1.92
(1,1056)	1:A:187:ALA:HB1	1:A:198:MET:HE1	1	1.92
(1,1056)	1:A:187:ALA:HB1	1:A:198:MET:HE2	1	1.92
(1,1056)	1:A:187:ALA:HB1	1:A:198:MET:HE3	1	1.92
(1,1056)	1:A:187:ALA:HB2	1:A:198:MET:HE1	1	1.92
(1,1056)	1:A:187:ALA:HB2	1:A:198:MET:HE2	1	1.92
(1,1056)	1:A:187:ALA:HB2	1:A:198:MET:HE3	1	1.92
(1,1056)	1:A:187:ALA:HB3	1:A:198:MET:HE1	1	1.92
(1,1056)	1:A:187:ALA:HB3	1:A:198:MET:HE2	1	1.92
(1,1056)	1:A:187:ALA:HB3	1:A:198:MET:HE3	1	1.92
(1,2186)	1:B:173:HIS:H	1:B:172:LYS:HD2	2	1.91
(1,1784)	1:B:104:VAL:HG21	1:B:96:ASP:HB2	11	1.91
(1,1784)	1:B:104:VAL:HG21	1:B:96:ASP:HB3	11	1.91
(1,1784)	1:B:104:VAL:HG22	1:B:96:ASP:HB2	11	1.91
(1,1784)	1:B:104:VAL:HG22	1:B:96:ASP:HB3	11	1.91
(1,1784)	1:B:104:VAL:HG23	1:B:96:ASP:HB2	11	1.91
(1,1784)	1:B:104:VAL:HG23	1:B:96:ASP:HB3	11	1.91
(1,1056)	1:A:187:ALA:HB1	1:A:198:MET:HE1	6	1.91
(1,1056)	1:A:187:ALA:HB1	1:A:198:MET:HE2	6	1.91
(1,1056)	1:A:187:ALA:HB1	1:A:198:MET:HE3	6	1.91
(1,1056)	1:A:187:ALA:HB2	1:A:198:MET:HE1	6	1.91
(1,1056)	1:A:187:ALA:HB2	1:A:198:MET:HE2	6	1.91
(1,1056)	1:A:187:ALA:HB2	1:A:198:MET:HE3	6	1.91
(1,1056)	1:A:187:ALA:HB3	1:A:198:MET:HE1	6	1.91
(1,1056)	1:A:187:ALA:HB3	1:A:198:MET:HE2	6	1.91
(1,1056)	1:A:187:ALA:HB3	1:A:198:MET:HE3	6	1.91
(1,2533)	1:A:88:ILE:HD11	1:B:172:LYS:HD2	1	1.9
(1,2533)	1:A:88:ILE:HD11	1:B:172:LYS:HD3	1	1.9
(1,2533)	1:A:88:ILE:HD12	1:B:172:LYS:HD2	1	1.9
(1,2533)	1:A:88:ILE:HD12	1:B:172:LYS:HD3	1	1.9
(1,2533)	1:A:88:ILE:HD13	1:B:172:LYS:HD2	1	1.9
(1,2533)	1:A:88:ILE:HD13	1:B:172:LYS:HD3	1	1.9
(1,629)	1:A:117:MET:HE1	1:A:115:SER:H	2	1.88
(1,629)	1:A:117:MET:HE2	1:A:115:SER:H	2	1.88
(1,629)	1:A:117:MET:HE3	1:A:115:SER:H	2	1.88
(1,2597)	2:C:21:SER:H	1:A:68:VAL:HB	12	1.88
(1,2597)	2:C:21:SER:H	1:B:68:VAL:HB	12	1.88

*Continued on next page...*

*Continued from previous page...*

Key	Atom-1	Atom-2	Model ID	Violation (Å)
(1,2300)	1:B:187:ALA:HB1	1:B:198:MET:HE1	2	1.88
(1,2300)	1:B:187:ALA:HB1	1:B:198:MET:HE2	2	1.88
(1,2300)	1:B:187:ALA:HB1	1:B:198:MET:HE3	2	1.88
(1,2300)	1:B:187:ALA:HB2	1:B:198:MET:HE1	2	1.88
(1,2300)	1:B:187:ALA:HB2	1:B:198:MET:HE2	2	1.88
(1,2300)	1:B:187:ALA:HB2	1:B:198:MET:HE3	2	1.88
(1,2300)	1:B:187:ALA:HB3	1:B:198:MET:HE1	2	1.88
(1,2300)	1:B:187:ALA:HB3	1:B:198:MET:HE2	2	1.88
(1,2300)	1:B:187:ALA:HB3	1:B:198:MET:HE3	2	1.88
(1,1874)	1:B:117:MET:HE1	1:B:116:GLY:H	9	1.88
(1,1874)	1:B:117:MET:HE2	1:B:116:GLY:H	9	1.88
(1,1874)	1:B:117:MET:HE3	1:B:116:GLY:H	9	1.88
(1,1762)	1:B:96:ASP:H	1:B:170:ARG:HH11	11	1.88
(1,2610)	2:C:25:LEU:HG	1:A:66:LYS:H	5	1.87
(1,2610)	2:C:25:LEU:HG	1:B:66:LYS:H	5	1.87
(1,2300)	1:B:187:ALA:HB1	1:B:198:MET:HE1	3	1.87
(1,2300)	1:B:187:ALA:HB1	1:B:198:MET:HE2	3	1.87
(1,2300)	1:B:187:ALA:HB1	1:B:198:MET:HE3	3	1.87
(1,2300)	1:B:187:ALA:HB2	1:B:198:MET:HE1	3	1.87
(1,2300)	1:B:187:ALA:HB2	1:B:198:MET:HE2	3	1.87
(1,2300)	1:B:187:ALA:HB2	1:B:198:MET:HE3	3	1.87
(1,2300)	1:B:187:ALA:HB3	1:B:198:MET:HE1	3	1.87
(1,2300)	1:B:187:ALA:HB3	1:B:198:MET:HE2	3	1.87
(1,2300)	1:B:187:ALA:HB3	1:B:198:MET:HE3	3	1.87
(1,1348)	1:B:25:LYS:H	1:B:25:LYS:HD3	2	1.87
(1,2612)	2:C:25:LEU:HA	1:A:66:LYS:H	6	1.86
(1,2612)	2:C:25:LEU:HA	1:B:66:LYS:H	6	1.86
(1,2607)	2:C:2:LEU:H	1:A:88:ILE:HG21	2	1.86
(1,2607)	2:C:2:LEU:H	1:A:88:ILE:HG22	2	1.86
(1,2607)	2:C:2:LEU:H	1:A:88:ILE:HG23	2	1.86
(1,2607)	2:C:2:LEU:H	1:B:88:ILE:HG21	2	1.86
(1,2607)	2:C:2:LEU:H	1:B:88:ILE:HG22	2	1.86
(1,2607)	2:C:2:LEU:H	1:B:88:ILE:HG23	2	1.86
(1,1355)	1:B:27:LYS:H	1:B:27:LYS:HE2	14	1.86
(1,111)	1:A:27:LYS:H	1:A:27:LYS:HE2	4	1.86
(1,111)	1:A:27:LYS:H	1:A:27:LYS:HE2	14	1.86
(1,2552)	1:B:67:GLY:H	1:A:66:LYS:HA	5	1.85
(1,2365)	1:B:198:MET:HE1	1:B:190:LYS:HD2	6	1.85
(1,2365)	1:B:198:MET:HE1	1:B:190:LYS:HD3	6	1.85
(1,2365)	1:B:198:MET:HE2	1:B:190:LYS:HD2	6	1.85
(1,2365)	1:B:198:MET:HE2	1:B:190:LYS:HD3	6	1.85
(1,2365)	1:B:198:MET:HE3	1:B:190:LYS:HD2	6	1.85

*Continued on next page...*



*Continued from previous page...*

Key	Atom-1	Atom-2	Model ID	Violation (Å)
(1,2365)	1:B:198:MET:HE3	1:B:190:LYS:HD3	6	1.85
(1,113)	1:A:27:LYS:HD2	1:A:28:GLU:H	13	1.85
(1,1785)	1:B:104:VAL:HG11	1:B:170:ARG:HD2	14	1.84
(1,1785)	1:B:104:VAL:HG11	1:B:170:ARG:HD3	14	1.84
(1,1785)	1:B:104:VAL:HG12	1:B:170:ARG:HD2	14	1.84
(1,1785)	1:B:104:VAL:HG12	1:B:170:ARG:HD3	14	1.84
(1,1785)	1:B:104:VAL:HG13	1:B:170:ARG:HD2	14	1.84
(1,1785)	1:B:104:VAL:HG13	1:B:170:ARG:HD3	14	1.84
(1,1348)	1:B:25:LYS:H	1:B:25:LYS:HD3	1	1.84
(1,2612)	2:C:25:LEU:HA	1:A:66:LYS:H	2	1.83
(1,2612)	2:C:25:LEU:HA	1:B:66:LYS:H	2	1.83
(1,2577)	1:B:109:LEU:H	1:A:179:ILE:HG21	13	1.83
(1,2577)	1:B:109:LEU:H	1:A:179:ILE:HG22	13	1.83
(1,2577)	1:B:109:LEU:H	1:A:179:ILE:HG23	13	1.83
(1,1355)	1:B:27:LYS:H	1:B:27:LYS:HE2	4	1.83
(1,1355)	1:B:27:LYS:H	1:B:27:LYS:HE2	5	1.83
(1,2596)	2:C:21:SER:H	1:A:68:VAL:HG11	12	1.82
(1,2596)	2:C:21:SER:H	1:A:68:VAL:HG12	12	1.82
(1,2596)	2:C:21:SER:H	1:A:68:VAL:HG13	12	1.82
(1,2596)	2:C:21:SER:H	1:B:68:VAL:HG11	12	1.82
(1,2596)	2:C:21:SER:H	1:B:68:VAL:HG12	12	1.82
(1,2596)	2:C:21:SER:H	1:B:68:VAL:HG13	12	1.82
(1,2513)	1:A:67:GLY:H	1:B:66:LYS:HA	2	1.82
(1,2086)	1:B:157:LEU:HD11	1:B:204:MET:HE1	8	1.82
(1,2086)	1:B:157:LEU:HD11	1:B:204:MET:HE2	8	1.82
(1,2086)	1:B:157:LEU:HD11	1:B:204:MET:HE3	8	1.82
(1,2086)	1:B:157:LEU:HD12	1:B:204:MET:HE1	8	1.82
(1,2086)	1:B:157:LEU:HD12	1:B:204:MET:HE2	8	1.82
(1,2086)	1:B:157:LEU:HD12	1:B:204:MET:HE3	8	1.82
(1,2086)	1:B:157:LEU:HD13	1:B:204:MET:HE1	8	1.82
(1,2086)	1:B:157:LEU:HD13	1:B:204:MET:HE2	8	1.82
(1,2086)	1:B:157:LEU:HD13	1:B:204:MET:HE3	8	1.82
(1,2086)	1:B:157:LEU:HD21	1:B:204:MET:HE1	8	1.82
(1,2086)	1:B:157:LEU:HD21	1:B:204:MET:HE2	8	1.82
(1,2086)	1:B:157:LEU:HD21	1:B:204:MET:HE3	8	1.82
(1,2086)	1:B:157:LEU:HD22	1:B:204:MET:HE1	8	1.82
(1,2086)	1:B:157:LEU:HD22	1:B:204:MET:HE2	8	1.82
(1,2086)	1:B:157:LEU:HD22	1:B:204:MET:HE3	8	1.82
(1,2086)	1:B:157:LEU:HD23	1:B:204:MET:HE1	8	1.82
(1,2086)	1:B:157:LEU:HD23	1:B:204:MET:HE2	8	1.82
(1,2086)	1:B:157:LEU:HD23	1:B:204:MET:HE3	8	1.82
(1,540)	1:A:104:VAL:HG21	1:A:96:ASP:HB2	2	1.81

*Continued on next page...*



*Continued from previous page...*

Key	Atom-1	Atom-2	Model ID	Violation (Å)
(1,540)	1:A:104:VAL:HG21	1:A:96:ASP:HB3	2	1.81
(1,540)	1:A:104:VAL:HG22	1:A:96:ASP:HB2	2	1.81
(1,540)	1:A:104:VAL:HG22	1:A:96:ASP:HB3	2	1.81
(1,540)	1:A:104:VAL:HG23	1:A:96:ASP:HB2	2	1.81
(1,540)	1:A:104:VAL:HG23	1:A:96:ASP:HB3	2	1.81
(1,2329)	1:B:190:LYS:H	1:B:190:LYS:HD2	1	1.81
(1,1268)	1:B:8:LYS:H	1:B:8:LYS:HD2	5	1.81
(1,113)	1:A:27:LYS:HD2	1:A:28:GLU:H	2	1.81
(1,1074)	1:A:188:LEU:HD21	1:A:196:LYS:HE2	8	1.81
(1,1074)	1:A:188:LEU:HD21	1:A:196:LYS:HE3	8	1.81
(1,1074)	1:A:188:LEU:HD22	1:A:196:LYS:HE2	8	1.81
(1,1074)	1:A:188:LEU:HD22	1:A:196:LYS:HE3	8	1.81
(1,1074)	1:A:188:LEU:HD23	1:A:196:LYS:HE2	8	1.81
(1,1074)	1:A:188:LEU:HD23	1:A:196:LYS:HE3	8	1.81
(1,2329)	1:B:190:LYS:H	1:B:190:LYS:HD2	15	1.8
(1,2610)	2:C:25:LEU:HG	1:A:66:LYS:H	10	1.79
(1,2610)	2:C:25:LEU:HG	1:B:66:LYS:H	10	1.79
(1,2595)	2:C:22:ARG:H	1:A:68:VAL:HG11	2	1.79
(1,2595)	2:C:22:ARG:H	1:A:68:VAL:HG12	2	1.79
(1,2595)	2:C:22:ARG:H	1:A:68:VAL:HG13	2	1.79
(1,2595)	2:C:22:ARG:H	1:B:68:VAL:HG11	2	1.79
(1,2595)	2:C:22:ARG:H	1:B:68:VAL:HG12	2	1.79
(1,2595)	2:C:22:ARG:H	1:B:68:VAL:HG13	2	1.79
(1,2595)	2:C:22:ARG:H	1:A:68:VAL:HG11	3	1.79
(1,2595)	2:C:22:ARG:H	1:A:68:VAL:HG12	3	1.79
(1,2595)	2:C:22:ARG:H	1:A:68:VAL:HG13	3	1.79
(1,2595)	2:C:22:ARG:H	1:B:68:VAL:HG11	3	1.79
(1,2595)	2:C:22:ARG:H	1:B:68:VAL:HG12	3	1.79
(1,2595)	2:C:22:ARG:H	1:B:68:VAL:HG13	3	1.79
(1,2086)	1:B:157:LEU:HD11	1:B:204:MET:HE1	13	1.79
(1,2086)	1:B:157:LEU:HD11	1:B:204:MET:HE2	13	1.79
(1,2086)	1:B:157:LEU:HD11	1:B:204:MET:HE3	13	1.79
(1,2086)	1:B:157:LEU:HD12	1:B:204:MET:HE1	13	1.79
(1,2086)	1:B:157:LEU:HD12	1:B:204:MET:HE2	13	1.79
(1,2086)	1:B:157:LEU:HD12	1:B:204:MET:HE3	13	1.79
(1,2086)	1:B:157:LEU:HD13	1:B:204:MET:HE1	13	1.79
(1,2086)	1:B:157:LEU:HD13	1:B:204:MET:HE2	13	1.79
(1,2086)	1:B:157:LEU:HD13	1:B:204:MET:HE3	13	1.79
(1,2086)	1:B:157:LEU:HD21	1:B:204:MET:HE1	13	1.79
(1,2086)	1:B:157:LEU:HD21	1:B:204:MET:HE2	13	1.79
(1,2086)	1:B:157:LEU:HD21	1:B:204:MET:HE3	13	1.79
(1,2086)	1:B:157:LEU:HD22	1:B:204:MET:HE1	13	1.79

*Continued on next page...*

*Continued from previous page...*

Key	Atom-1	Atom-2	Model ID	Violation (Å)
(1,2086)	1:B:157:LEU:HD22	1:B:204:MET:HE2	13	1.79
(1,2086)	1:B:157:LEU:HD22	1:B:204:MET:HE3	13	1.79
(1,2086)	1:B:157:LEU:HD23	1:B:204:MET:HE1	13	1.79
(1,2086)	1:B:157:LEU:HD23	1:B:204:MET:HE2	13	1.79
(1,2086)	1:B:157:LEU:HD23	1:B:204:MET:HE3	13	1.79
(1,1385)	1:B:32:LYS:H	1:B:32:LYS:HD2	1	1.79
(1,541)	1:A:104:VAL:HG11	1:A:170:ARG:HD2	8	1.78
(1,541)	1:A:104:VAL:HG11	1:A:170:ARG:HD3	8	1.78
(1,541)	1:A:104:VAL:HG12	1:A:170:ARG:HD2	8	1.78
(1,541)	1:A:104:VAL:HG12	1:A:170:ARG:HD3	8	1.78
(1,541)	1:A:104:VAL:HG13	1:A:170:ARG:HD2	8	1.78
(1,541)	1:A:104:VAL:HG13	1:A:170:ARG:HD3	8	1.78
(1,2594)	2:C:23:TYR:H	1:A:69:GLU:HA	12	1.78
(1,2594)	2:C:23:TYR:H	1:B:69:GLU:HA	12	1.78
(1,2594)	2:C:23:TYR:H	1:A:69:GLU:HA	13	1.78
(1,2594)	2:C:23:TYR:H	1:B:69:GLU:HA	13	1.78
(1,2364)	1:B:198:MET:HE1	1:B:190:LYS:HE2	13	1.78
(1,2364)	1:B:198:MET:HE1	1:B:190:LYS:HE3	13	1.78
(1,2364)	1:B:198:MET:HE2	1:B:190:LYS:HE2	13	1.78
(1,2364)	1:B:198:MET:HE2	1:B:190:LYS:HE3	13	1.78
(1,2364)	1:B:198:MET:HE3	1:B:190:LYS:HE2	13	1.78
(1,2364)	1:B:198:MET:HE3	1:B:190:LYS:HE3	13	1.78
(1,2086)	1:B:157:LEU:HD11	1:B:204:MET:HE1	15	1.78
(1,2086)	1:B:157:LEU:HD11	1:B:204:MET:HE2	15	1.78
(1,2086)	1:B:157:LEU:HD11	1:B:204:MET:HE3	15	1.78
(1,2086)	1:B:157:LEU:HD12	1:B:204:MET:HE1	15	1.78
(1,2086)	1:B:157:LEU:HD12	1:B:204:MET:HE2	15	1.78
(1,2086)	1:B:157:LEU:HD12	1:B:204:MET:HE3	15	1.78
(1,2086)	1:B:157:LEU:HD13	1:B:204:MET:HE1	15	1.78
(1,2086)	1:B:157:LEU:HD13	1:B:204:MET:HE2	15	1.78
(1,2086)	1:B:157:LEU:HD13	1:B:204:MET:HE3	15	1.78
(1,2086)	1:B:157:LEU:HD21	1:B:204:MET:HE1	15	1.78
(1,2086)	1:B:157:LEU:HD21	1:B:204:MET:HE2	15	1.78
(1,2086)	1:B:157:LEU:HD21	1:B:204:MET:HE3	15	1.78
(1,2086)	1:B:157:LEU:HD22	1:B:204:MET:HE1	15	1.78
(1,2086)	1:B:157:LEU:HD22	1:B:204:MET:HE2	15	1.78
(1,2086)	1:B:157:LEU:HD22	1:B:204:MET:HE3	15	1.78
(1,2086)	1:B:157:LEU:HD23	1:B:204:MET:HE1	15	1.78
(1,2086)	1:B:157:LEU:HD23	1:B:204:MET:HE2	15	1.78
(1,2086)	1:B:157:LEU:HD23	1:B:204:MET:HE3	15	1.78
(1,1056)	1:A:187:ALA:HB1	1:A:198:MET:HE1	14	1.78
(1,1056)	1:A:187:ALA:HB1	1:A:198:MET:HE2	14	1.78

*Continued on next page...*

*Continued from previous page...*

Key	Atom-1	Atom-2	Model ID	Violation (Å)
(1,1056)	1:A:187:ALA:HB1	1:A:198:MET:HE3	14	1.78
(1,1056)	1:A:187:ALA:HB2	1:A:198:MET:HE1	14	1.78
(1,1056)	1:A:187:ALA:HB2	1:A:198:MET:HE2	14	1.78
(1,1056)	1:A:187:ALA:HB2	1:A:198:MET:HE3	14	1.78
(1,1056)	1:A:187:ALA:HB3	1:A:198:MET:HE1	14	1.78
(1,1056)	1:A:187:ALA:HB3	1:A:198:MET:HE2	14	1.78
(1,1056)	1:A:187:ALA:HB3	1:A:198:MET:HE3	14	1.78
(1,836)	1:A:157:LEU:HD11	1:A:200:TYR:HE1	8	1.77
(1,836)	1:A:157:LEU:HD11	1:A:200:TYR:HE2	8	1.77
(1,836)	1:A:157:LEU:HD12	1:A:200:TYR:HE1	8	1.77
(1,836)	1:A:157:LEU:HD12	1:A:200:TYR:HE2	8	1.77
(1,836)	1:A:157:LEU:HD13	1:A:200:TYR:HE1	8	1.77
(1,836)	1:A:157:LEU:HD13	1:A:200:TYR:HE2	8	1.77
(1,836)	1:A:157:LEU:HD21	1:A:200:TYR:HE1	8	1.77
(1,836)	1:A:157:LEU:HD21	1:A:200:TYR:HE2	8	1.77
(1,836)	1:A:157:LEU:HD22	1:A:200:TYR:HE1	8	1.77
(1,836)	1:A:157:LEU:HD22	1:A:200:TYR:HE2	8	1.77
(1,836)	1:A:157:LEU:HD23	1:A:200:TYR:HE1	8	1.77
(1,836)	1:A:157:LEU:HD23	1:A:200:TYR:HE2	8	1.77
(1,650)	1:A:118:MET:HE1	1:A:155:LEU:HB2	12	1.77
(1,650)	1:A:118:MET:HE1	1:A:155:LEU:HB3	12	1.77
(1,650)	1:A:118:MET:HE2	1:A:155:LEU:HB2	12	1.77
(1,650)	1:A:118:MET:HE2	1:A:155:LEU:HB3	12	1.77
(1,650)	1:A:118:MET:HE3	1:A:155:LEU:HB2	12	1.77
(1,650)	1:A:118:MET:HE3	1:A:155:LEU:HB3	12	1.77
(1,2538)	1:A:109:LEU:H	1:B:179:ILE:HG21	10	1.77
(1,2538)	1:A:109:LEU:H	1:B:179:ILE:HG22	10	1.77
(1,2538)	1:A:109:LEU:H	1:B:179:ILE:HG23	10	1.77
(1,1385)	1:B:32:LYS:H	1:B:32:LYS:HD2	9	1.77
(1,111)	1:A:27:LYS:H	1:A:27:LYS:HE2	7	1.77
(1,540)	1:A:104:VAL:HG21	1:A:96:ASP:HB2	15	1.76
(1,540)	1:A:104:VAL:HG21	1:A:96:ASP:HB3	15	1.76
(1,540)	1:A:104:VAL:HG22	1:A:96:ASP:HB2	15	1.76
(1,540)	1:A:104:VAL:HG22	1:A:96:ASP:HB3	15	1.76
(1,540)	1:A:104:VAL:HG23	1:A:96:ASP:HB2	15	1.76
(1,540)	1:A:104:VAL:HG23	1:A:96:ASP:HB3	15	1.76
(1,2594)	2:C:23:TYR:H	1:A:69:GLU:HA	9	1.76
(1,2594)	2:C:23:TYR:H	1:B:69:GLU:HA	9	1.76
(1,2533)	1:A:88:ILE:HD11	1:B:172:LYS:HD2	8	1.76
(1,2533)	1:A:88:ILE:HD11	1:B:172:LYS:HD3	8	1.76
(1,2533)	1:A:88:ILE:HD12	1:B:172:LYS:HD2	8	1.76
(1,2533)	1:A:88:ILE:HD12	1:B:172:LYS:HD3	8	1.76

*Continued on next page...*

*Continued from previous page...*

Key	Atom-1	Atom-2	Model ID	Violation (Å)
(1,2533)	1:A:88:ILE:HD13	1:B:172:LYS:HD2	8	1.76
(1,2533)	1:A:88:ILE:HD13	1:B:172:LYS:HD3	8	1.76
(1,2598)	2:C:20:SER:H	1:A:68:VAL:HG11	9	1.75
(1,2598)	2:C:20:SER:H	1:A:68:VAL:HG12	9	1.75
(1,2598)	2:C:20:SER:H	1:A:68:VAL:HG13	9	1.75
(1,2598)	2:C:20:SER:H	1:B:68:VAL:HG11	9	1.75
(1,2598)	2:C:20:SER:H	1:B:68:VAL:HG12	9	1.75
(1,2598)	2:C:20:SER:H	1:B:68:VAL:HG13	9	1.75
(1,2538)	1:A:109:LEU:H	1:B:179:ILE:HG21	15	1.75
(1,2538)	1:A:109:LEU:H	1:B:179:ILE:HG22	15	1.75
(1,2538)	1:A:109:LEU:H	1:B:179:ILE:HG23	15	1.75
(1,2513)	1:A:67:GLY:H	1:B:66:LYS:HA	5	1.75
(1,2569)	1:B:88:ILE:HD11	1:A:95:ASP:HB2	1	1.74
(1,2569)	1:B:88:ILE:HD11	1:A:95:ASP:HB3	1	1.74
(1,2569)	1:B:88:ILE:HD12	1:A:95:ASP:HB2	1	1.74
(1,2569)	1:B:88:ILE:HD12	1:A:95:ASP:HB3	1	1.74
(1,2569)	1:B:88:ILE:HD13	1:A:95:ASP:HB2	1	1.74
(1,2569)	1:B:88:ILE:HD13	1:A:95:ASP:HB3	1	1.74
(1,2513)	1:A:67:GLY:H	1:B:66:LYS:HA	8	1.74
(1,940)	1:A:172:LYS:HD2	1:A:172:LYS:H	1	1.73
(1,629)	1:A:117:MET:HE1	1:A:115:SER:H	12	1.73
(1,629)	1:A:117:MET:HE2	1:A:115:SER:H	12	1.73
(1,629)	1:A:117:MET:HE3	1:A:115:SER:H	12	1.73
(1,2607)	2:C:2:LEU:H	1:A:88:ILE:HG21	4	1.73
(1,2607)	2:C:2:LEU:H	1:A:88:ILE:HG22	4	1.73
(1,2607)	2:C:2:LEU:H	1:A:88:ILE:HG23	4	1.73
(1,2607)	2:C:2:LEU:H	1:B:88:ILE:HG21	4	1.73
(1,2607)	2:C:2:LEU:H	1:B:88:ILE:HG22	4	1.73
(1,2607)	2:C:2:LEU:H	1:B:88:ILE:HG23	4	1.73
(1,2314)	1:B:188:LEU:HD11	1:B:198:MET:HG2	6	1.73
(1,2314)	1:B:188:LEU:HD11	1:B:198:MET:HG3	6	1.73
(1,2314)	1:B:188:LEU:HD12	1:B:198:MET:HG2	6	1.73
(1,2314)	1:B:188:LEU:HD12	1:B:198:MET:HG3	6	1.73
(1,2314)	1:B:188:LEU:HD13	1:B:198:MET:HG2	6	1.73
(1,2314)	1:B:188:LEU:HD13	1:B:198:MET:HG3	6	1.73
(1,1873)	1:B:117:MET:HE1	1:B:115:SER:H	4	1.73
(1,1873)	1:B:117:MET:HE2	1:B:115:SER:H	4	1.73
(1,1873)	1:B:117:MET:HE3	1:B:115:SER:H	4	1.73
(1,2612)	2:C:25:LEU:HA	1:A:66:LYS:H	7	1.72
(1,2612)	2:C:25:LEU:HA	1:B:66:LYS:H	7	1.72
(1,2300)	1:B:187:ALA:HB1	1:B:198:MET:HE1	8	1.72
(1,2300)	1:B:187:ALA:HB1	1:B:198:MET:HE2	8	1.72

*Continued on next page...*

*Continued from previous page...*

Key	Atom-1	Atom-2	Model ID	Violation (Å)
(1,2300)	1:B:187:ALA:HB1	1:B:198:MET:HE3	8	1.72
(1,2300)	1:B:187:ALA:HB2	1:B:198:MET:HE1	8	1.72
(1,2300)	1:B:187:ALA:HB2	1:B:198:MET:HE2	8	1.72
(1,2300)	1:B:187:ALA:HB2	1:B:198:MET:HE3	8	1.72
(1,2300)	1:B:187:ALA:HB3	1:B:198:MET:HE1	8	1.72
(1,2300)	1:B:187:ALA:HB3	1:B:198:MET:HE2	8	1.72
(1,2300)	1:B:187:ALA:HB3	1:B:198:MET:HE3	8	1.72
(1,1347)	1:B:25:LYS:H	1:B:25:LYS:HD2	12	1.72
(1,940)	1:A:172:LYS:HD2	1:A:172:LYS:H	5	1.71
(1,518)	1:A:96:ASP:H	1:A:170:ARG:HH11	5	1.71
(1,1886)	1:B:118:MET:H	1:B:118:MET:HE1	8	1.71
(1,1886)	1:B:118:MET:H	1:B:118:MET:HE2	8	1.71
(1,1886)	1:B:118:MET:H	1:B:118:MET:HE3	8	1.71
(1,1213)	1:A:211:VAL:HG21	1:A:173:HIS:HD1	14	1.71
(1,1213)	1:A:211:VAL:HG21	1:A:173:HIS:HD2	14	1.71
(1,1213)	1:A:211:VAL:HG22	1:A:173:HIS:HD1	14	1.71
(1,1213)	1:A:211:VAL:HG22	1:A:173:HIS:HD2	14	1.71
(1,1213)	1:A:211:VAL:HG23	1:A:173:HIS:HD1	14	1.71
(1,1213)	1:A:211:VAL:HG23	1:A:173:HIS:HD2	14	1.71
(1,1121)	1:A:198:MET:HE1	1:A:190:LYS:HD2	10	1.71
(1,1121)	1:A:198:MET:HE1	1:A:190:LYS:HD3	10	1.71
(1,1121)	1:A:198:MET:HE2	1:A:190:LYS:HD2	10	1.71
(1,1121)	1:A:198:MET:HE2	1:A:190:LYS:HD3	10	1.71
(1,1121)	1:A:198:MET:HE3	1:A:190:LYS:HD2	10	1.71
(1,1121)	1:A:198:MET:HE3	1:A:190:LYS:HD3	10	1.71
(1,1074)	1:A:188:LEU:HD21	1:A:196:LYS:HE2	5	1.71
(1,1074)	1:A:188:LEU:HD21	1:A:196:LYS:HE3	5	1.71
(1,1074)	1:A:188:LEU:HD22	1:A:196:LYS:HE2	5	1.71
(1,1074)	1:A:188:LEU:HD22	1:A:196:LYS:HE3	5	1.71
(1,1074)	1:A:188:LEU:HD23	1:A:196:LYS:HE2	5	1.71
(1,1074)	1:A:188:LEU:HD23	1:A:196:LYS:HE3	5	1.71
(1,104)	1:A:25:LYS:H	1:A:25:LYS:HD3	13	1.71
(1,1879)	1:B:117:MET:H	1:B:117:MET:HE1	7	1.7
(1,1879)	1:B:117:MET:H	1:B:117:MET:HE2	7	1.7
(1,1879)	1:B:117:MET:H	1:B:117:MET:HE3	7	1.7
(1,1772)	1:B:103:ALA:HB1	1:B:166:ILE:HG21	14	1.7
(1,1772)	1:B:103:ALA:HB1	1:B:166:ILE:HG22	14	1.7
(1,1772)	1:B:103:ALA:HB1	1:B:166:ILE:HG23	14	1.7
(1,1772)	1:B:103:ALA:HB2	1:B:166:ILE:HG21	14	1.7
(1,1772)	1:B:103:ALA:HB2	1:B:166:ILE:HG22	14	1.7
(1,1772)	1:B:103:ALA:HB2	1:B:166:ILE:HG23	14	1.7
(1,1772)	1:B:103:ALA:HB3	1:B:166:ILE:HG21	14	1.7

*Continued on next page...*

*Continued from previous page...*

Key	Atom-1	Atom-2	Model ID	Violation (Å)
(1,1772)	1:B:103:ALA:HB3	1:B:166:ILE:HG22	14	1.7
(1,1772)	1:B:103:ALA:HB3	1:B:166:ILE:HG23	14	1.7
(1,1353)	1:B:27:LYS:H	1:B:27:LYS:HD2	10	1.7
(1,2577)	1:B:109:LEU:H	1:A:179:ILE:HG21	12	1.69
(1,2577)	1:B:109:LEU:H	1:A:179:ILE:HG22	12	1.69
(1,2577)	1:B:109:LEU:H	1:A:179:ILE:HG23	12	1.69
(1,279)	1:A:53:VAL:HG11	1:A:56:ALA:H	3	1.68
(1,279)	1:A:53:VAL:HG12	1:A:56:ALA:H	3	1.68
(1,279)	1:A:53:VAL:HG13	1:A:56:ALA:H	3	1.68
(1,2577)	1:B:109:LEU:H	1:A:179:ILE:HG21	4	1.68
(1,2577)	1:B:109:LEU:H	1:A:179:ILE:HG22	4	1.68
(1,2577)	1:B:109:LEU:H	1:A:179:ILE:HG23	4	1.68
(1,2537)	1:A:105:TYR:H	1:B:179:ILE:HD11	11	1.68
(1,2537)	1:A:105:TYR:H	1:B:179:ILE:HD12	11	1.68
(1,2537)	1:A:105:TYR:H	1:B:179:ILE:HD13	11	1.68
(1,2513)	1:A:67:GLY:H	1:B:66:LYS:HA	10	1.68
(1,2367)	1:B:198:MET:HE1	1:B:190:LYS:HB2	11	1.68
(1,2367)	1:B:198:MET:HE1	1:B:190:LYS:HB3	11	1.68
(1,2367)	1:B:198:MET:HE2	1:B:190:LYS:HB2	11	1.68
(1,2367)	1:B:198:MET:HE2	1:B:190:LYS:HB3	11	1.68
(1,2367)	1:B:198:MET:HE3	1:B:190:LYS:HB2	11	1.68
(1,2367)	1:B:198:MET:HE3	1:B:190:LYS:HB3	11	1.68
(1,2577)	1:B:109:LEU:H	1:A:179:ILE:HG21	8	1.66
(1,2577)	1:B:109:LEU:H	1:A:179:ILE:HG22	8	1.66
(1,2577)	1:B:109:LEU:H	1:A:179:ILE:HG23	8	1.66
(1,2360)	1:B:198:MET:H	1:B:198:MET:HE1	6	1.66
(1,2360)	1:B:198:MET:H	1:B:198:MET:HE2	6	1.66
(1,2360)	1:B:198:MET:H	1:B:198:MET:HE3	6	1.66
(1,2360)	1:B:198:MET:H	1:B:198:MET:HE1	9	1.66
(1,2360)	1:B:198:MET:H	1:B:198:MET:HE2	9	1.66
(1,2360)	1:B:198:MET:H	1:B:198:MET:HE3	9	1.66
(1,1085)	1:A:190:LYS:H	1:A:190:LYS:HD2	15	1.66
(1,2593)	2:C:23:TYR:H	1:A:69:GLU:HB2	3	1.65
(1,2593)	2:C:23:TYR:H	1:A:69:GLU:HB3	3	1.65
(1,2593)	2:C:23:TYR:H	1:B:69:GLU:HB2	3	1.65
(1,2593)	2:C:23:TYR:H	1:B:69:GLU:HB3	3	1.65
(1,2593)	2:C:23:TYR:H	1:A:69:GLU:HB2	13	1.65
(1,2593)	2:C:23:TYR:H	1:A:69:GLU:HB3	13	1.65
(1,2593)	2:C:23:TYR:H	1:B:69:GLU:HB2	13	1.65
(1,2593)	2:C:23:TYR:H	1:B:69:GLU:HB3	13	1.65
(1,2513)	1:A:67:GLY:H	1:B:66:LYS:HA	11	1.65
(1,2086)	1:B:157:LEU:HD11	1:B:204:MET:HE1	10	1.65

*Continued on next page...*



*Continued from previous page...*

Key	Atom-1	Atom-2	Model ID	Violation (Å)
(1,2086)	1:B:157:LEU:HD11	1:B:204:MET:HE2	10	1.65
(1,2086)	1:B:157:LEU:HD11	1:B:204:MET:HE3	10	1.65
(1,2086)	1:B:157:LEU:HD12	1:B:204:MET:HE1	10	1.65
(1,2086)	1:B:157:LEU:HD12	1:B:204:MET:HE2	10	1.65
(1,2086)	1:B:157:LEU:HD12	1:B:204:MET:HE3	10	1.65
(1,2086)	1:B:157:LEU:HD13	1:B:204:MET:HE1	10	1.65
(1,2086)	1:B:157:LEU:HD13	1:B:204:MET:HE2	10	1.65
(1,2086)	1:B:157:LEU:HD13	1:B:204:MET:HE3	10	1.65
(1,2086)	1:B:157:LEU:HD21	1:B:204:MET:HE1	10	1.65
(1,2086)	1:B:157:LEU:HD21	1:B:204:MET:HE2	10	1.65
(1,2086)	1:B:157:LEU:HD21	1:B:204:MET:HE3	10	1.65
(1,2086)	1:B:157:LEU:HD22	1:B:204:MET:HE1	10	1.65
(1,2086)	1:B:157:LEU:HD22	1:B:204:MET:HE2	10	1.65
(1,2086)	1:B:157:LEU:HD22	1:B:204:MET:HE3	10	1.65
(1,2086)	1:B:157:LEU:HD23	1:B:204:MET:HE1	10	1.65
(1,2086)	1:B:157:LEU:HD23	1:B:204:MET:HE2	10	1.65
(1,2086)	1:B:157:LEU:HD23	1:B:204:MET:HE3	10	1.65
(1,1874)	1:B:117:MET:HE1	1:B:116:GLY:H	7	1.65
(1,1874)	1:B:117:MET:HE2	1:B:116:GLY:H	7	1.65
(1,1874)	1:B:117:MET:HE3	1:B:116:GLY:H	7	1.65
(1,1810)	1:B:107:LEU:HD11	1:B:163:ASN:HD21	11	1.65
(1,1810)	1:B:107:LEU:HD11	1:B:163:ASN:HD22	11	1.65
(1,1810)	1:B:107:LEU:HD12	1:B:163:ASN:HD21	11	1.65
(1,1810)	1:B:107:LEU:HD12	1:B:163:ASN:HD22	11	1.65
(1,1810)	1:B:107:LEU:HD13	1:B:163:ASN:HD21	11	1.65
(1,1810)	1:B:107:LEU:HD13	1:B:163:ASN:HD22	11	1.65
(1,1085)	1:A:190:LYS:H	1:A:190:LYS:HD2	11	1.65
(1,2552)	1:B:67:GLY:H	1:A:66:LYS:HA	2	1.64
(1,1781)	1:B:104:VAL:HG21	1:B:170:ARG:HG2	14	1.64
(1,1781)	1:B:104:VAL:HG21	1:B:170:ARG:HG3	14	1.64
(1,1781)	1:B:104:VAL:HG22	1:B:170:ARG:HG2	14	1.64
(1,1781)	1:B:104:VAL:HG22	1:B:170:ARG:HG3	14	1.64
(1,1781)	1:B:104:VAL:HG23	1:B:170:ARG:HG2	14	1.64
(1,1781)	1:B:104:VAL:HG23	1:B:170:ARG:HG3	14	1.64
(1,148)	1:A:33:GLN:H	1:A:32:LYS:HD2	12	1.64
(1,1120)	1:A:198:MET:HE1	1:A:190:LYS:HE2	3	1.64
(1,1120)	1:A:198:MET:HE1	1:A:190:LYS:HE3	3	1.64
(1,1120)	1:A:198:MET:HE2	1:A:190:LYS:HE2	3	1.64
(1,1120)	1:A:198:MET:HE2	1:A:190:LYS:HE3	3	1.64
(1,1120)	1:A:198:MET:HE3	1:A:190:LYS:HE2	3	1.64
(1,1120)	1:A:198:MET:HE3	1:A:190:LYS:HE3	3	1.64
(1,2605)	2:C:7:SER:H	1:A:80:SER:HB2	13	1.63

*Continued on next page...*



*Continued from previous page...*

Key	Atom-1	Atom-2	Model ID	Violation (Å)
(1,2605)	2:C:7:SER:H	1:A:80:SER:HB3	13	1.63
(1,2605)	2:C:7:SER:H	1:B:80:SER:HB2	13	1.63
(1,2605)	2:C:7:SER:H	1:B:80:SER:HB3	13	1.63
(1,2596)	2:C:21:SER:H	1:A:68:VAL:HG11	11	1.63
(1,2596)	2:C:21:SER:H	1:A:68:VAL:HG12	11	1.63
(1,2596)	2:C:21:SER:H	1:A:68:VAL:HG13	11	1.63
(1,2596)	2:C:21:SER:H	1:B:68:VAL:HG11	11	1.63
(1,2596)	2:C:21:SER:H	1:B:68:VAL:HG12	11	1.63
(1,2596)	2:C:21:SER:H	1:B:68:VAL:HG13	11	1.63
(1,2513)	1:A:67:GLY:H	1:B:66:LYS:HA	7	1.63
(1,2300)	1:B:187:ALA:HB1	1:B:198:MET:HE1	15	1.63
(1,2300)	1:B:187:ALA:HB1	1:B:198:MET:HE2	15	1.63
(1,2300)	1:B:187:ALA:HB1	1:B:198:MET:HE3	15	1.63
(1,2300)	1:B:187:ALA:HB2	1:B:198:MET:HE1	15	1.63
(1,2300)	1:B:187:ALA:HB2	1:B:198:MET:HE2	15	1.63
(1,2300)	1:B:187:ALA:HB2	1:B:198:MET:HE3	15	1.63
(1,2300)	1:B:187:ALA:HB3	1:B:198:MET:HE1	15	1.63
(1,2300)	1:B:187:ALA:HB3	1:B:198:MET:HE2	15	1.63
(1,2300)	1:B:187:ALA:HB3	1:B:198:MET:HE3	15	1.63
(1,1785)	1:B:104:VAL:HG11	1:B:170:ARG:HD2	12	1.63
(1,1785)	1:B:104:VAL:HG11	1:B:170:ARG:HD3	12	1.63
(1,1785)	1:B:104:VAL:HG12	1:B:170:ARG:HD2	12	1.63
(1,1785)	1:B:104:VAL:HG12	1:B:170:ARG:HD3	12	1.63
(1,1785)	1:B:104:VAL:HG13	1:B:170:ARG:HD2	12	1.63
(1,1785)	1:B:104:VAL:HG13	1:B:170:ARG:HD3	12	1.63
(1,1355)	1:B:27:LYS:H	1:B:27:LYS:HE2	3	1.63
(1,2513)	1:A:67:GLY:H	1:B:66:LYS:HA	6	1.62
(1,2408)	1:B:204:MET:HE1	1:B:160:ASN:HD21	12	1.62
(1,2408)	1:B:204:MET:HE1	1:B:160:ASN:HD22	12	1.62
(1,2408)	1:B:204:MET:HE2	1:B:160:ASN:HD21	12	1.62
(1,2408)	1:B:204:MET:HE2	1:B:160:ASN:HD22	12	1.62
(1,2408)	1:B:204:MET:HE3	1:B:160:ASN:HD21	12	1.62
(1,2408)	1:B:204:MET:HE3	1:B:160:ASN:HD22	12	1.62
(1,2367)	1:B:198:MET:HE1	1:B:190:LYS:HB2	2	1.62
(1,2367)	1:B:198:MET:HE1	1:B:190:LYS:HB3	2	1.62
(1,2367)	1:B:198:MET:HE2	1:B:190:LYS:HB2	2	1.62
(1,2367)	1:B:198:MET:HE2	1:B:190:LYS:HB3	2	1.62
(1,2367)	1:B:198:MET:HE3	1:B:190:LYS:HB2	2	1.62
(1,2367)	1:B:198:MET:HE3	1:B:190:LYS:HB3	2	1.62
(1,2364)	1:B:198:MET:HE1	1:B:190:LYS:HE2	12	1.62
(1,2364)	1:B:198:MET:HE1	1:B:190:LYS:HE3	12	1.62
(1,2364)	1:B:198:MET:HE2	1:B:190:LYS:HE2	12	1.62

*Continued on next page...*

*Continued from previous page...*

Key	Atom-1	Atom-2	Model ID	Violation (Å)
(1,2364)	1:B:198:MET:HE2	1:B:190:LYS:HE3	12	1.62
(1,2364)	1:B:198:MET:HE3	1:B:190:LYS:HE2	12	1.62
(1,2364)	1:B:198:MET:HE3	1:B:190:LYS:HE3	12	1.62
(1,2329)	1:B:190:LYS:H	1:B:190:LYS:HD2	3	1.62
(1,1355)	1:B:27:LYS:H	1:B:27:LYS:HE2	12	1.62
(1,111)	1:A:27:LYS:H	1:A:27:LYS:HE2	2	1.62
(1,942)	1:A:173:HIS:H	1:A:172:LYS:HD2	9	1.61
(1,629)	1:A:117:MET:HE1	1:A:115:SER:H	6	1.61
(1,629)	1:A:117:MET:HE2	1:A:115:SER:H	6	1.61
(1,629)	1:A:117:MET:HE3	1:A:115:SER:H	6	1.61
(1,2596)	2:C:21:SER:H	1:A:68:VAL:HG11	13	1.61
(1,2596)	2:C:21:SER:H	1:A:68:VAL:HG12	13	1.61
(1,2596)	2:C:21:SER:H	1:A:68:VAL:HG13	13	1.61
(1,2596)	2:C:21:SER:H	1:B:68:VAL:HG11	13	1.61
(1,2596)	2:C:21:SER:H	1:B:68:VAL:HG12	13	1.61
(1,2596)	2:C:21:SER:H	1:B:68:VAL:HG13	13	1.61
(1,2592)	2:C:24:LEU:H	1:A:65:ASP:HB2	6	1.61
(1,2592)	2:C:24:LEU:H	1:A:65:ASP:HB3	6	1.61
(1,2592)	2:C:24:LEU:H	1:B:65:ASP:HB2	6	1.61
(1,2592)	2:C:24:LEU:H	1:B:65:ASP:HB3	6	1.61
(1,1348)	1:B:25:LYS:H	1:B:25:LYS:HD3	11	1.61
(1,818)	1:A:155:LEU:HD21	1:A:118:MET:HG2	6	1.6
(1,818)	1:A:155:LEU:HD21	1:A:118:MET:HG3	6	1.6
(1,818)	1:A:155:LEU:HD22	1:A:118:MET:HG2	6	1.6
(1,818)	1:A:155:LEU:HD22	1:A:118:MET:HG3	6	1.6
(1,818)	1:A:155:LEU:HD23	1:A:118:MET:HG2	6	1.6
(1,818)	1:A:155:LEU:HD23	1:A:118:MET:HG3	6	1.6
(1,2552)	1:B:67:GLY:H	1:A:66:LYS:HA	14	1.6
(1,2342)	1:B:193:LYS:H	1:B:193:LYS:HG2	10	1.6
(1,1085)	1:A:190:LYS:H	1:A:190:LYS:HD2	1	1.6
(1,598)	1:A:111:ILE:HG21	1:A:159:TYR:HE1	7	1.59
(1,598)	1:A:111:ILE:HG21	1:A:159:TYR:HE2	7	1.59
(1,598)	1:A:111:ILE:HG22	1:A:159:TYR:HE1	7	1.59
(1,598)	1:A:111:ILE:HG22	1:A:159:TYR:HE2	7	1.59
(1,598)	1:A:111:ILE:HG23	1:A:159:TYR:HE1	7	1.59
(1,598)	1:A:111:ILE:HG23	1:A:159:TYR:HE2	7	1.59
(1,2596)	2:C:21:SER:H	1:A:68:VAL:HG11	2	1.59
(1,2596)	2:C:21:SER:H	1:A:68:VAL:HG12	2	1.59
(1,2596)	2:C:21:SER:H	1:A:68:VAL:HG13	2	1.59
(1,2596)	2:C:21:SER:H	1:B:68:VAL:HG11	2	1.59
(1,2596)	2:C:21:SER:H	1:B:68:VAL:HG12	2	1.59
(1,2596)	2:C:21:SER:H	1:B:68:VAL:HG13	2	1.59

*Continued on next page...*

*Continued from previous page...*

Key	Atom-1	Atom-2	Model ID	Violation (Å)
(1,2316)	1:B:188:LEU:HD11	1:B:202:SER:HB2	8	1.59
(1,2316)	1:B:188:LEU:HD11	1:B:202:SER:HB3	8	1.59
(1,2316)	1:B:188:LEU:HD12	1:B:202:SER:HB2	8	1.59
(1,2316)	1:B:188:LEU:HD12	1:B:202:SER:HB3	8	1.59
(1,2316)	1:B:188:LEU:HD13	1:B:202:SER:HB2	8	1.59
(1,2316)	1:B:188:LEU:HD13	1:B:202:SER:HB3	8	1.59
(1,2196)	1:B:175:THR:HG21	1:B:176:ALA:H	5	1.59
(1,2196)	1:B:175:THR:HG22	1:B:176:ALA:H	5	1.59
(1,2196)	1:B:175:THR:HG23	1:B:176:ALA:H	5	1.59
(1,2052)	1:B:154:ILE:HD11	1:B:200:TYR:HE1	15	1.59
(1,2052)	1:B:154:ILE:HD11	1:B:200:TYR:HE2	15	1.59
(1,2052)	1:B:154:ILE:HD12	1:B:200:TYR:HE1	15	1.59
(1,2052)	1:B:154:ILE:HD12	1:B:200:TYR:HE2	15	1.59
(1,2052)	1:B:154:ILE:HD13	1:B:200:TYR:HE1	15	1.59
(1,2052)	1:B:154:ILE:HD13	1:B:200:TYR:HE2	15	1.59
(1,1839)	1:B:111:ILE:HD11	1:B:163:ASN:HD21	2	1.59
(1,1839)	1:B:111:ILE:HD11	1:B:163:ASN:HD22	2	1.59
(1,1839)	1:B:111:ILE:HD12	1:B:163:ASN:HD21	2	1.59
(1,1839)	1:B:111:ILE:HD12	1:B:163:ASN:HD22	2	1.59
(1,1839)	1:B:111:ILE:HD13	1:B:163:ASN:HD21	2	1.59
(1,1839)	1:B:111:ILE:HD13	1:B:163:ASN:HD22	2	1.59
(1,1328)	1:B:21:GLN:H	1:B:21:GLN:HG2	13	1.59
(1,952)	1:A:175:THR:HG21	1:A:176:ALA:H	5	1.58
(1,952)	1:A:175:THR:HG22	1:A:176:ALA:H	5	1.58
(1,952)	1:A:175:THR:HG23	1:A:176:ALA:H	5	1.58
(1,942)	1:A:173:HIS:H	1:A:172:LYS:HD2	2	1.58
(1,650)	1:A:118:MET:HE1	1:A:155:LEU:HB2	14	1.58
(1,650)	1:A:118:MET:HE1	1:A:155:LEU:HB3	14	1.58
(1,650)	1:A:118:MET:HE2	1:A:155:LEU:HB2	14	1.58
(1,650)	1:A:118:MET:HE2	1:A:155:LEU:HB3	14	1.58
(1,650)	1:A:118:MET:HE3	1:A:155:LEU:HB2	14	1.58
(1,650)	1:A:118:MET:HE3	1:A:155:LEU:HB3	14	1.58
(1,2552)	1:B:67:GLY:H	1:A:66:LYS:HA	15	1.58
(1,2000)	1:B:142:THR:H	1:B:142:THR:HG21	1	1.58
(1,2000)	1:B:142:THR:H	1:B:142:THR:HG22	1	1.58
(1,2000)	1:B:142:THR:H	1:B:142:THR:HG23	1	1.58
(1,1785)	1:B:104:VAL:HG11	1:B:170:ARG:HD2	11	1.58
(1,1785)	1:B:104:VAL:HG11	1:B:170:ARG:HD3	11	1.58
(1,1785)	1:B:104:VAL:HG12	1:B:170:ARG:HD2	11	1.58
(1,1785)	1:B:104:VAL:HG12	1:B:170:ARG:HD3	11	1.58
(1,1785)	1:B:104:VAL:HG13	1:B:170:ARG:HD2	11	1.58
(1,1785)	1:B:104:VAL:HG13	1:B:170:ARG:HD3	11	1.58

*Continued on next page...*

*Continued from previous page...*

Key	Atom-1	Atom-2	Model ID	Violation (Å)
(1,148)	1:A:33:GLN:H	1:A:32:LYS:HD2	11	1.58
(1,952)	1:A:175:THR:HG21	1:A:176:ALA:H	4	1.57
(1,952)	1:A:175:THR:HG22	1:A:176:ALA:H	4	1.57
(1,952)	1:A:175:THR:HG23	1:A:176:ALA:H	4	1.57
(1,952)	1:A:175:THR:HG21	1:A:176:ALA:H	11	1.57
(1,952)	1:A:175:THR:HG22	1:A:176:ALA:H	11	1.57
(1,952)	1:A:175:THR:HG23	1:A:176:ALA:H	11	1.57
(1,854)	1:A:159:TYR:H	1:A:157:LEU:HD11	10	1.57
(1,854)	1:A:159:TYR:H	1:A:157:LEU:HD12	10	1.57
(1,854)	1:A:159:TYR:H	1:A:157:LEU:HD13	10	1.57
(1,594)	1:A:111:ILE:HG21	1:A:112:GLY:H	15	1.57
(1,594)	1:A:111:ILE:HG22	1:A:112:GLY:H	15	1.57
(1,594)	1:A:111:ILE:HG23	1:A:112:GLY:H	15	1.57
(1,2605)	2:C:7:SER:H	1:A:80:SER:HB2	10	1.57
(1,2605)	2:C:7:SER:H	1:A:80:SER:HB3	10	1.57
(1,2605)	2:C:7:SER:H	1:B:80:SER:HB2	10	1.57
(1,2605)	2:C:7:SER:H	1:B:80:SER:HB3	10	1.57
(1,2595)	2:C:22:ARG:H	1:A:68:VAL:HG11	11	1.57
(1,2595)	2:C:22:ARG:H	1:A:68:VAL:HG12	11	1.57
(1,2595)	2:C:22:ARG:H	1:A:68:VAL:HG13	11	1.57
(1,2595)	2:C:22:ARG:H	1:B:68:VAL:HG11	11	1.57
(1,2595)	2:C:22:ARG:H	1:B:68:VAL:HG12	11	1.57
(1,2595)	2:C:22:ARG:H	1:B:68:VAL:HG13	11	1.57
(1,2513)	1:A:67:GLY:H	1:B:66:LYS:HA	15	1.57
(1,2280)	1:B:185:THR:H	1:B:185:THR:HG1	9	1.57
(1,2196)	1:B:175:THR:HG21	1:B:176:ALA:H	3	1.57
(1,2196)	1:B:175:THR:HG22	1:B:176:ALA:H	3	1.57
(1,2196)	1:B:175:THR:HG23	1:B:176:ALA:H	3	1.57
(1,2196)	1:B:175:THR:HG21	1:B:176:ALA:H	4	1.57
(1,2196)	1:B:175:THR:HG22	1:B:176:ALA:H	4	1.57
(1,2196)	1:B:175:THR:HG23	1:B:176:ALA:H	4	1.57
(1,148)	1:A:33:GLN:H	1:A:32:LYS:HD2	10	1.57
(1,1210)	1:A:211:VAL:H	1:A:211:VAL:HG11	7	1.57
(1,1210)	1:A:211:VAL:H	1:A:211:VAL:HG12	7	1.57
(1,1210)	1:A:211:VAL:H	1:A:211:VAL:HG13	7	1.57
(1,650)	1:A:118:MET:HE1	1:A:155:LEU:HB2	8	1.56
(1,650)	1:A:118:MET:HE1	1:A:155:LEU:HB3	8	1.56
(1,650)	1:A:118:MET:HE2	1:A:155:LEU:HB2	8	1.56
(1,650)	1:A:118:MET:HE2	1:A:155:LEU:HB3	8	1.56
(1,650)	1:A:118:MET:HE3	1:A:155:LEU:HB2	8	1.56
(1,650)	1:A:118:MET:HE3	1:A:155:LEU:HB3	8	1.56
(1,635)	1:A:117:MET:H	1:A:117:MET:HE1	5	1.56

*Continued on next page...*

*Continued from previous page...*

Key	Atom-1	Atom-2	Model ID	Violation (Å)
(1,635)	1:A:117:MET:H	1:A:117:MET:HE2	5	1.56
(1,635)	1:A:117:MET:H	1:A:117:MET:HE3	5	1.56
(1,591)	1:A:111:ILE:H	1:A:111:ILE:HG12	4	1.56
(1,2589)	2:C:25:LEU:H	1:A:66:LYS:HG2	6	1.56
(1,2589)	2:C:25:LEU:H	1:A:66:LYS:HG3	6	1.56
(1,2589)	2:C:25:LEU:H	1:B:66:LYS:HG2	6	1.56
(1,2589)	2:C:25:LEU:H	1:B:66:LYS:HG3	6	1.56
(1,2351)	1:B:196:LYS:H	1:B:196:LYS:HD2	2	1.56
(1,2196)	1:B:175:THR:HG21	1:B:176:ALA:H	2	1.56
(1,2196)	1:B:175:THR:HG22	1:B:176:ALA:H	2	1.56
(1,2196)	1:B:175:THR:HG23	1:B:176:ALA:H	2	1.56
(1,2196)	1:B:175:THR:HG21	1:B:176:ALA:H	7	1.56
(1,2196)	1:B:175:THR:HG22	1:B:176:ALA:H	7	1.56
(1,2196)	1:B:175:THR:HG23	1:B:176:ALA:H	7	1.56
(1,2196)	1:B:175:THR:HG21	1:B:176:ALA:H	8	1.56
(1,2196)	1:B:175:THR:HG22	1:B:176:ALA:H	8	1.56
(1,2196)	1:B:175:THR:HG23	1:B:176:ALA:H	8	1.56
(1,2196)	1:B:175:THR:HG21	1:B:176:ALA:H	9	1.56
(1,2196)	1:B:175:THR:HG22	1:B:176:ALA:H	9	1.56
(1,2196)	1:B:175:THR:HG23	1:B:176:ALA:H	9	1.56
(1,1838)	1:B:111:ILE:HG21	1:B:112:GLY:H	6	1.56
(1,1838)	1:B:111:ILE:HG22	1:B:112:GLY:H	6	1.56
(1,1838)	1:B:111:ILE:HG23	1:B:112:GLY:H	6	1.56
(1,1838)	1:B:111:ILE:HG21	1:B:112:GLY:H	14	1.56
(1,1838)	1:B:111:ILE:HG22	1:B:112:GLY:H	14	1.56
(1,1838)	1:B:111:ILE:HG23	1:B:112:GLY:H	14	1.56
(1,1275)	1:B:9:THR:H	1:B:9:THR:HG21	10	1.56
(1,1275)	1:B:9:THR:H	1:B:9:THR:HG22	10	1.56
(1,1275)	1:B:9:THR:H	1:B:9:THR:HG23	10	1.56
(1,895)	1:A:164:SER:H	1:A:164:SER:HB2	7	1.55
(1,684)	1:A:124:ILE:H	1:A:124:ILE:HG13	14	1.55
(1,31)	1:A:9:THR:H	1:A:9:THR:HG21	15	1.55
(1,31)	1:A:9:THR:H	1:A:9:THR:HG22	15	1.55
(1,31)	1:A:9:THR:H	1:A:9:THR:HG23	15	1.55
(1,2552)	1:B:67:GLY:H	1:A:66:LYS:HA	8	1.55
(1,2538)	1:A:109:LEU:H	1:B:179:ILE:HG21	3	1.55
(1,2538)	1:A:109:LEU:H	1:B:179:ILE:HG22	3	1.55
(1,2538)	1:A:109:LEU:H	1:B:179:ILE:HG23	3	1.55
(1,2538)	1:A:109:LEU:H	1:B:179:ILE:HG21	12	1.55
(1,2538)	1:A:109:LEU:H	1:B:179:ILE:HG22	12	1.55
(1,2538)	1:A:109:LEU:H	1:B:179:ILE:HG23	12	1.55
(1,2365)	1:B:198:MET:HE1	1:B:190:LYS:HD2	3	1.55

*Continued on next page...*

*Continued from previous page...*

Key	Atom-1	Atom-2	Model ID	Violation (Å)
(1,2365)	1:B:198:MET:HE1	1:B:190:LYS:HD3	3	1.55
(1,2365)	1:B:198:MET:HE2	1:B:190:LYS:HD2	3	1.55
(1,2365)	1:B:198:MET:HE2	1:B:190:LYS:HD3	3	1.55
(1,2365)	1:B:198:MET:HE3	1:B:190:LYS:HD2	3	1.55
(1,2365)	1:B:198:MET:HE3	1:B:190:LYS:HD3	3	1.55
(1,2362)	1:B:198:MET:H	1:B:198:MET:HB2	3	1.55
(1,2362)	1:B:198:MET:H	1:B:198:MET:HB2	4	1.55
(1,2351)	1:B:196:LYS:H	1:B:196:LYS:HD2	5	1.55
(1,2196)	1:B:175:THR:HG21	1:B:176:ALA:H	6	1.55
(1,2196)	1:B:175:THR:HG22	1:B:176:ALA:H	6	1.55
(1,2196)	1:B:175:THR:HG23	1:B:176:ALA:H	6	1.55
(1,2196)	1:B:175:THR:HG21	1:B:176:ALA:H	12	1.55
(1,2196)	1:B:175:THR:HG22	1:B:176:ALA:H	12	1.55
(1,2196)	1:B:175:THR:HG23	1:B:176:ALA:H	12	1.55
(1,2196)	1:B:175:THR:HG21	1:B:176:ALA:H	15	1.55
(1,2196)	1:B:175:THR:HG22	1:B:176:ALA:H	15	1.55
(1,2196)	1:B:175:THR:HG23	1:B:176:ALA:H	15	1.55
(1,2186)	1:B:173:HIS:H	1:B:172:LYS:HD2	1	1.55
(1,2186)	1:B:173:HIS:H	1:B:172:LYS:HD2	9	1.55
(1,2061)	1:B:155:LEU:H	1:B:155:LEU:HD11	2	1.55
(1,2061)	1:B:155:LEU:H	1:B:155:LEU:HD12	2	1.55
(1,2061)	1:B:155:LEU:H	1:B:155:LEU:HD13	2	1.55
(1,2051)	1:B:154:ILE:H	1:B:154:ILE:HG13	4	1.55
(1,1975)	1:B:136:THR:H	1:B:136:THR:HG21	3	1.55
(1,1975)	1:B:136:THR:H	1:B:136:THR:HG22	3	1.55
(1,1975)	1:B:136:THR:H	1:B:136:THR:HG23	3	1.55
(1,184)	1:A:37:PHE:H	1:A:37:PHE:HB2	9	1.55
(1,184)	1:A:37:PHE:H	1:A:37:PHE:HB2	11	1.55
(1,113)	1:A:27:LYS:HD2	1:A:28:GLU:H	10	1.55
(1,1086)	1:A:190:LYS:HD2	1:A:191:SER:H	15	1.55
(1,1056)	1:A:187:ALA:HB1	1:A:198:MET:HE1	5	1.55
(1,1056)	1:A:187:ALA:HB1	1:A:198:MET:HE2	5	1.55
(1,1056)	1:A:187:ALA:HB1	1:A:198:MET:HE3	5	1.55
(1,1056)	1:A:187:ALA:HB2	1:A:198:MET:HE1	5	1.55
(1,1056)	1:A:187:ALA:HB2	1:A:198:MET:HE2	5	1.55
(1,1056)	1:A:187:ALA:HB2	1:A:198:MET:HE3	5	1.55
(1,1056)	1:A:187:ALA:HB3	1:A:198:MET:HE1	5	1.55
(1,1056)	1:A:187:ALA:HB3	1:A:198:MET:HE2	5	1.55
(1,1056)	1:A:187:ALA:HB3	1:A:198:MET:HE3	5	1.55
(1,952)	1:A:175:THR:HG21	1:A:176:ALA:H	15	1.54
(1,952)	1:A:175:THR:HG22	1:A:176:ALA:H	15	1.54
(1,952)	1:A:175:THR:HG23	1:A:176:ALA:H	15	1.54

*Continued on next page...*



*Continued from previous page...*

Key	Atom-1	Atom-2	Model ID	Violation (Å)
(1,895)	1:A:164:SER:H	1:A:164:SER:HB2	12	1.54
(1,731)	1:A:136:THR:H	1:A:136:THR:HG21	7	1.54
(1,731)	1:A:136:THR:H	1:A:136:THR:HG22	7	1.54
(1,731)	1:A:136:THR:H	1:A:136:THR:HG23	7	1.54
(1,731)	1:A:136:THR:H	1:A:136:THR:HG21	15	1.54
(1,731)	1:A:136:THR:H	1:A:136:THR:HG22	15	1.54
(1,731)	1:A:136:THR:H	1:A:136:THR:HG23	15	1.54
(1,39)	1:A:11:THR:HG21	1:A:12:ASP:H	12	1.54
(1,39)	1:A:11:THR:HG22	1:A:12:ASP:H	12	1.54
(1,39)	1:A:11:THR:HG23	1:A:12:ASP:H	12	1.54
(1,2612)	2:C:25:LEU:HA	1:A:66:LYS:H	12	1.54
(1,2612)	2:C:25:LEU:HA	1:B:66:LYS:H	12	1.54
(1,2484)	1:B:220:LEU:H	1:B:220:LEU:HB2	6	1.54
(1,2398)	1:B:203:ALA:H	1:B:203:ALA:HB1	9	1.54
(1,2398)	1:B:203:ALA:H	1:B:203:ALA:HB2	9	1.54
(1,2398)	1:B:203:ALA:H	1:B:203:ALA:HB3	9	1.54
(1,2398)	1:B:203:ALA:H	1:B:203:ALA:HB1	10	1.54
(1,2398)	1:B:203:ALA:H	1:B:203:ALA:HB2	10	1.54
(1,2398)	1:B:203:ALA:H	1:B:203:ALA:HB3	10	1.54
(1,2186)	1:B:173:HIS:H	1:B:172:LYS:HD2	12	1.54
(1,2051)	1:B:154:ILE:H	1:B:154:ILE:HG13	13	1.54
(1,1997)	1:B:141:ILE:H	1:B:141:ILE:HG12	5	1.54
(1,1838)	1:B:111:ILE:HG21	1:B:112:GLY:H	8	1.54
(1,1838)	1:B:111:ILE:HG22	1:B:112:GLY:H	8	1.54
(1,1838)	1:B:111:ILE:HG23	1:B:112:GLY:H	8	1.54
(1,1542)	1:B:57:ARG:H	1:B:57:ARG:HB2	8	1.54
(1,1428)	1:B:37:PHE:H	1:B:37:PHE:HB2	6	1.54
(1,1378)	1:B:31:LEU:H	1:B:31:LEU:HD11	14	1.54
(1,1378)	1:B:31:LEU:H	1:B:31:LEU:HD12	14	1.54
(1,1378)	1:B:31:LEU:H	1:B:31:LEU:HD13	14	1.54
(1,1319)	1:B:18:VAL:H	1:B:17:ALA:HB1	10	1.54
(1,1319)	1:B:18:VAL:H	1:B:17:ALA:HB2	10	1.54
(1,1319)	1:B:18:VAL:H	1:B:17:ALA:HB3	10	1.54
(1,1184)	1:A:207:ALA:H	1:A:207:ALA:HB1	6	1.54
(1,1184)	1:A:207:ALA:H	1:A:207:ALA:HB2	6	1.54
(1,1184)	1:A:207:ALA:H	1:A:207:ALA:HB3	6	1.54
(1,1154)	1:A:203:ALA:H	1:A:203:ALA:HB1	15	1.54
(1,1154)	1:A:203:ALA:H	1:A:203:ALA:HB2	15	1.54
(1,1154)	1:A:203:ALA:H	1:A:203:ALA:HB3	15	1.54
(1,1120)	1:A:198:MET:HE1	1:A:190:LYS:HE2	6	1.54
(1,1120)	1:A:198:MET:HE1	1:A:190:LYS:HE3	6	1.54
(1,1120)	1:A:198:MET:HE2	1:A:190:LYS:HE2	6	1.54

*Continued on next page...*



*Continued from previous page...*

Key	Atom-1	Atom-2	Model ID	Violation (Å)
(1,1120)	1:A:198:MET:HE2	1:A:190:LYS:HE3	6	1.54
(1,1120)	1:A:198:MET:HE3	1:A:190:LYS:HE2	6	1.54
(1,1120)	1:A:198:MET:HE3	1:A:190:LYS:HE3	6	1.54
(1,99)	1:A:24:THR:HG21	1:A:25:LYS:H	12	1.53
(1,99)	1:A:24:THR:HG22	1:A:25:LYS:H	12	1.53
(1,99)	1:A:24:THR:HG23	1:A:25:LYS:H	12	1.53
(1,952)	1:A:175:THR:HG21	1:A:176:ALA:H	10	1.53
(1,952)	1:A:175:THR:HG22	1:A:176:ALA:H	10	1.53
(1,952)	1:A:175:THR:HG23	1:A:176:ALA:H	10	1.53
(1,731)	1:A:136:THR:H	1:A:136:THR:HG21	8	1.53
(1,731)	1:A:136:THR:H	1:A:136:THR:HG22	8	1.53
(1,731)	1:A:136:THR:H	1:A:136:THR:HG23	8	1.53
(1,731)	1:A:136:THR:H	1:A:136:THR:HG21	13	1.53
(1,731)	1:A:136:THR:H	1:A:136:THR:HG22	13	1.53
(1,731)	1:A:136:THR:H	1:A:136:THR:HG23	13	1.53
(1,591)	1:A:111:ILE:H	1:A:111:ILE:HG12	7	1.53
(1,39)	1:A:11:THR:HG21	1:A:12:ASP:H	3	1.53
(1,39)	1:A:11:THR:HG22	1:A:12:ASP:H	3	1.53
(1,39)	1:A:11:THR:HG23	1:A:12:ASP:H	3	1.53
(1,31)	1:A:9:THR:H	1:A:9:THR:HG21	13	1.53
(1,31)	1:A:9:THR:H	1:A:9:THR:HG22	13	1.53
(1,31)	1:A:9:THR:H	1:A:9:THR:HG23	13	1.53
(1,2577)	1:B:109:LEU:H	1:A:179:ILE:HG21	2	1.53
(1,2577)	1:B:109:LEU:H	1:A:179:ILE:HG22	2	1.53
(1,2577)	1:B:109:LEU:H	1:A:179:ILE:HG23	2	1.53
(1,2538)	1:A:109:LEU:H	1:B:179:ILE:HG21	2	1.53
(1,2538)	1:A:109:LEU:H	1:B:179:ILE:HG22	2	1.53
(1,2538)	1:A:109:LEU:H	1:B:179:ILE:HG23	2	1.53
(1,2398)	1:B:203:ALA:H	1:B:203:ALA:HB1	15	1.53
(1,2398)	1:B:203:ALA:H	1:B:203:ALA:HB2	15	1.53
(1,2398)	1:B:203:ALA:H	1:B:203:ALA:HB3	15	1.53
(1,2326)	1:B:190:LYS:H	1:B:190:LYS:HE2	6	1.53
(1,2186)	1:B:173:HIS:H	1:B:172:LYS:HD2	6	1.53
(1,1762)	1:B:96:ASP:H	1:B:170:ARG:HH11	6	1.53
(1,141)	1:A:32:LYS:H	1:A:32:LYS:HD2	10	1.53
(1,1184)	1:A:207:ALA:H	1:A:207:ALA:HB1	10	1.53
(1,1184)	1:A:207:ALA:H	1:A:207:ALA:HB2	10	1.53
(1,1184)	1:A:207:ALA:H	1:A:207:ALA:HB3	10	1.53
(1,1184)	1:A:207:ALA:H	1:A:207:ALA:HB1	13	1.53
(1,1184)	1:A:207:ALA:H	1:A:207:ALA:HB2	13	1.53
(1,1184)	1:A:207:ALA:H	1:A:207:ALA:HB3	13	1.53
(1,1118)	1:A:198:MET:H	1:A:198:MET:HB2	5	1.53

*Continued on next page...*

*Continued from previous page...*

Key	Atom-1	Atom-2	Model ID	Violation (Å)
(1,1118)	1:A:198:MET:H	1:A:198:MET:HB2	10	1.53
(1,1118)	1:A:198:MET:H	1:A:198:MET:HB2	13	1.53
(1,952)	1:A:175:THR:HG21	1:A:176:ALA:H	8	1.52
(1,952)	1:A:175:THR:HG22	1:A:176:ALA:H	8	1.52
(1,952)	1:A:175:THR:HG23	1:A:176:ALA:H	8	1.52
(1,952)	1:A:175:THR:HG21	1:A:176:ALA:H	9	1.52
(1,952)	1:A:175:THR:HG22	1:A:176:ALA:H	9	1.52
(1,952)	1:A:175:THR:HG23	1:A:176:ALA:H	9	1.52
(1,952)	1:A:175:THR:HG21	1:A:176:ALA:H	12	1.52
(1,952)	1:A:175:THR:HG22	1:A:176:ALA:H	12	1.52
(1,952)	1:A:175:THR:HG23	1:A:176:ALA:H	12	1.52
(1,807)	1:A:154:ILE:H	1:A:154:ILE:HG13	11	1.52
(1,768)	1:A:148:LEU:HD11	1:A:195:LEU:HD11	4	1.52
(1,768)	1:A:148:LEU:HD11	1:A:195:LEU:HD12	4	1.52
(1,768)	1:A:148:LEU:HD11	1:A:195:LEU:HD13	4	1.52
(1,768)	1:A:148:LEU:HD11	1:A:195:LEU:HD21	4	1.52
(1,768)	1:A:148:LEU:HD11	1:A:195:LEU:HD22	4	1.52
(1,768)	1:A:148:LEU:HD11	1:A:195:LEU:HD23	4	1.52
(1,768)	1:A:148:LEU:HD12	1:A:195:LEU:HD11	4	1.52
(1,768)	1:A:148:LEU:HD12	1:A:195:LEU:HD12	4	1.52
(1,768)	1:A:148:LEU:HD12	1:A:195:LEU:HD13	4	1.52
(1,768)	1:A:148:LEU:HD12	1:A:195:LEU:HD21	4	1.52
(1,768)	1:A:148:LEU:HD12	1:A:195:LEU:HD22	4	1.52
(1,768)	1:A:148:LEU:HD12	1:A:195:LEU:HD23	4	1.52
(1,768)	1:A:148:LEU:HD13	1:A:195:LEU:HD11	4	1.52
(1,768)	1:A:148:LEU:HD13	1:A:195:LEU:HD12	4	1.52
(1,768)	1:A:148:LEU:HD13	1:A:195:LEU:HD13	4	1.52
(1,768)	1:A:148:LEU:HD13	1:A:195:LEU:HD21	4	1.52
(1,768)	1:A:148:LEU:HD13	1:A:195:LEU:HD22	4	1.52
(1,768)	1:A:148:LEU:HD13	1:A:195:LEU:HD23	4	1.52
(1,684)	1:A:124:ILE:H	1:A:124:ILE:HG13	1	1.52
(1,591)	1:A:111:ILE:H	1:A:111:ILE:HG12	5	1.52
(1,2609)	2:C:25:LEU:HB2	1:A:66:LYS:H	3	1.52
(1,2609)	2:C:25:LEU:HB2	1:B:66:LYS:H	3	1.52
(1,2609)	2:C:25:LEU:HB3	1:A:66:LYS:H	3	1.52
(1,2609)	2:C:25:LEU:HB3	1:B:66:LYS:H	3	1.52
(1,2570)	1:B:88:ILE:HD11	1:A:95:ASP:HA	6	1.52
(1,2570)	1:B:88:ILE:HD12	1:A:95:ASP:HA	6	1.52
(1,2570)	1:B:88:ILE:HD13	1:A:95:ASP:HA	6	1.52
(1,2513)	1:A:67:GLY:H	1:B:66:LYS:HA	14	1.52
(1,2484)	1:B:220:LEU:H	1:B:220:LEU:HB2	10	1.52
(1,2473)	1:B:215:VAL:H	1:B:215:VAL:HG11	15	1.52

*Continued on next page...*

*Continued from previous page...*

Key	Atom-1	Atom-2	Model ID	Violation (Å)
(1,2473)	1:B:215:VAL:H	1:B:215:VAL:HG12	15	1.52
(1,2473)	1:B:215:VAL:H	1:B:215:VAL:HG13	15	1.52
(1,2393)	1:B:202:SER:H	1:B:202:SER:HB2	15	1.52
(1,2362)	1:B:198:MET:H	1:B:198:MET:HB2	5	1.52
(1,2362)	1:B:198:MET:H	1:B:198:MET:HB2	13	1.52
(1,2286)	1:B:186:GLY:H	1:B:185:THR:HG21	10	1.52
(1,2286)	1:B:186:GLY:H	1:B:185:THR:HG22	10	1.52
(1,2286)	1:B:186:GLY:H	1:B:185:THR:HG23	10	1.52
(1,2194)	1:B:175:THR:H	1:B:175:THR:HG1	4	1.52
(1,2098)	1:B:159:TYR:H	1:B:157:LEU:HD11	9	1.52
(1,2098)	1:B:159:TYR:H	1:B:157:LEU:HD12	9	1.52
(1,2098)	1:B:159:TYR:H	1:B:157:LEU:HD13	9	1.52
(1,1838)	1:B:111:ILE:HG21	1:B:112:GLY:H	12	1.52
(1,1838)	1:B:111:ILE:HG22	1:B:112:GLY:H	12	1.52
(1,1838)	1:B:111:ILE:HG23	1:B:112:GLY:H	12	1.52
(1,1782)	1:B:104:VAL:HG21	1:B:170:ARG:HD2	5	1.52
(1,1782)	1:B:104:VAL:HG21	1:B:170:ARG:HD3	5	1.52
(1,1782)	1:B:104:VAL:HG22	1:B:170:ARG:HD2	5	1.52
(1,1782)	1:B:104:VAL:HG22	1:B:170:ARG:HD3	5	1.52
(1,1782)	1:B:104:VAL:HG23	1:B:170:ARG:HD2	5	1.52
(1,1782)	1:B:104:VAL:HG23	1:B:170:ARG:HD3	5	1.52
(1,1542)	1:B:57:ARG:H	1:B:57:ARG:HB2	12	1.52
(1,1428)	1:B:37:PHE:H	1:B:37:PHE:HB2	5	1.52
(1,1322)	1:B:19:GLY:H	1:B:18:VAL:H	4	1.52
(1,1184)	1:A:207:ALA:H	1:A:207:ALA:HB1	1	1.52
(1,1184)	1:A:207:ALA:H	1:A:207:ALA:HB2	1	1.52
(1,1184)	1:A:207:ALA:H	1:A:207:ALA:HB3	1	1.52
(1,1154)	1:A:203:ALA:H	1:A:203:ALA:HB1	2	1.52
(1,1154)	1:A:203:ALA:H	1:A:203:ALA:HB2	2	1.52
(1,1154)	1:A:203:ALA:H	1:A:203:ALA:HB3	2	1.52
(1,1142)	1:A:201:SER:H	1:A:201:SER:HB2	11	1.52
(1,1136)	1:A:200:TYR:H	1:A:200:TYR:HB2	10	1.52
(1,1085)	1:A:190:LYS:H	1:A:190:LYS:HD2	13	1.52
(1,1036)	1:A:185:THR:H	1:A:185:THR:HG1	4	1.52
(1,950)	1:A:175:THR:H	1:A:175:THR:HG1	3	1.51
(1,759)	1:A:144:ARG:H	1:A:144:ARG:HB2	13	1.51
(1,684)	1:A:124:ILE:H	1:A:124:ILE:HG13	2	1.51
(1,684)	1:A:124:ILE:H	1:A:124:ILE:HG13	7	1.51
(1,520)	1:A:99:TYR:H	1:A:99:TYR:HB2	14	1.51
(1,298)	1:A:57:ARG:H	1:A:57:ARG:HB2	7	1.51
(1,2552)	1:B:67:GLY:H	1:A:66:LYS:HA	11	1.51
(1,2513)	1:A:67:GLY:H	1:B:66:LYS:HA	9	1.51

*Continued on next page...*

*Continued from previous page...*

Key	Atom-1	Atom-2	Model ID	Violation (Å)
(1,2428)	1:B:207:ALA:H	1:B:207:ALA:HB1	13	1.51
(1,2428)	1:B:207:ALA:H	1:B:207:ALA:HB2	13	1.51
(1,2428)	1:B:207:ALA:H	1:B:207:ALA:HB3	13	1.51
(1,2380)	1:B:200:TYR:H	1:B:200:TYR:HB2	3	1.51
(1,2186)	1:B:173:HIS:H	1:B:172:LYS:HD2	8	1.51
(1,2051)	1:B:154:ILE:H	1:B:154:ILE:HG13	6	1.51
(1,1946)	1:B:132:LEU:H	1:B:132:LEU:HG	7	1.51
(1,1928)	1:B:124:ILE:H	1:B:124:ILE:HG13	2	1.51
(1,184)	1:A:37:PHE:H	1:A:37:PHE:HB2	1	1.51
(1,1330)	1:B:21:GLN:HB3	1:B:22:ASP:H	11	1.51
(1,1240)	1:A:220:LEU:H	1:A:220:LEU:HB2	7	1.51
(1,1184)	1:A:207:ALA:H	1:A:207:ALA:HB1	8	1.51
(1,1184)	1:A:207:ALA:H	1:A:207:ALA:HB2	8	1.51
(1,1184)	1:A:207:ALA:H	1:A:207:ALA:HB3	8	1.51
(1,1184)	1:A:207:ALA:H	1:A:207:ALA:HB1	14	1.51
(1,1184)	1:A:207:ALA:H	1:A:207:ALA:HB2	14	1.51
(1,1184)	1:A:207:ALA:H	1:A:207:ALA:HB3	14	1.51
(1,1154)	1:A:203:ALA:H	1:A:203:ALA:HB1	6	1.51
(1,1154)	1:A:203:ALA:H	1:A:203:ALA:HB2	6	1.51
(1,1154)	1:A:203:ALA:H	1:A:203:ALA:HB3	6	1.51
(1,818)	1:A:155:LEU:HD21	1:A:118:MET:HG2	2	1.5
(1,818)	1:A:155:LEU:HD21	1:A:118:MET:HG3	2	1.5
(1,818)	1:A:155:LEU:HD22	1:A:118:MET:HG2	2	1.5
(1,818)	1:A:155:LEU:HD22	1:A:118:MET:HG3	2	1.5
(1,818)	1:A:155:LEU:HD23	1:A:118:MET:HG2	2	1.5
(1,818)	1:A:155:LEU:HD23	1:A:118:MET:HG3	2	1.5
(1,756)	1:A:142:THR:H	1:A:142:THR:HG21	15	1.5
(1,756)	1:A:142:THR:H	1:A:142:THR:HG22	15	1.5
(1,756)	1:A:142:THR:H	1:A:142:THR:HG23	15	1.5
(1,75)	1:A:18:VAL:H	1:A:17:ALA:HB1	3	1.5
(1,75)	1:A:18:VAL:H	1:A:17:ALA:HB2	3	1.5
(1,75)	1:A:18:VAL:H	1:A:17:ALA:HB3	3	1.5
(1,598)	1:A:111:ILE:HG21	1:A:159:TYR:HE1	5	1.5
(1,598)	1:A:111:ILE:HG21	1:A:159:TYR:HE2	5	1.5
(1,598)	1:A:111:ILE:HG22	1:A:159:TYR:HE1	5	1.5
(1,598)	1:A:111:ILE:HG22	1:A:159:TYR:HE2	5	1.5
(1,598)	1:A:111:ILE:HG23	1:A:159:TYR:HE1	5	1.5
(1,598)	1:A:111:ILE:HG23	1:A:159:TYR:HE2	5	1.5
(1,541)	1:A:104:VAL:HG11	1:A:170:ARG:HD2	6	1.5
(1,541)	1:A:104:VAL:HG11	1:A:170:ARG:HD3	6	1.5
(1,541)	1:A:104:VAL:HG12	1:A:170:ARG:HD2	6	1.5
(1,541)	1:A:104:VAL:HG12	1:A:170:ARG:HD3	6	1.5

*Continued on next page...*

*Continued from previous page...*

Key	Atom-1	Atom-2	Model ID	Violation (Å)
(1,541)	1:A:104:VAL:HG13	1:A:170:ARG:HD2	6	1.5
(1,541)	1:A:104:VAL:HG13	1:A:170:ARG:HD3	6	1.5
(1,2593)	2:C:23:TYR:H	1:A:69:GLU:HB2	8	1.5
(1,2593)	2:C:23:TYR:H	1:A:69:GLU:HB3	8	1.5
(1,2593)	2:C:23:TYR:H	1:B:69:GLU:HB2	8	1.5
(1,2593)	2:C:23:TYR:H	1:B:69:GLU:HB3	8	1.5
(1,2500)	2:C:14:ALA:H	2:C:15:THR:H	9	1.5
(1,2428)	1:B:207:ALA:H	1:B:207:ALA:HB1	2	1.5
(1,2428)	1:B:207:ALA:H	1:B:207:ALA:HB2	2	1.5
(1,2428)	1:B:207:ALA:H	1:B:207:ALA:HB3	2	1.5
(1,2398)	1:B:203:ALA:H	1:B:203:ALA:HB1	7	1.5
(1,2398)	1:B:203:ALA:H	1:B:203:ALA:HB2	7	1.5
(1,2398)	1:B:203:ALA:H	1:B:203:ALA:HB3	7	1.5
(1,2386)	1:B:201:SER:H	1:B:201:SER:HB2	4	1.5
(1,2362)	1:B:198:MET:H	1:B:198:MET:HB2	11	1.5
(1,2362)	1:B:198:MET:H	1:B:198:MET:HB2	15	1.5
(1,2194)	1:B:175:THR:H	1:B:175:THR:HG1	6	1.5
(1,2194)	1:B:175:THR:H	1:B:175:THR:HG1	7	1.5
(1,2186)	1:B:173:HIS:H	1:B:172:LYS:HD2	7	1.5
(1,2117)	1:B:161:ILE:H	1:B:161:ILE:HG12	4	1.5
(1,1842)	1:B:111:ILE:HG21	1:B:159:TYR:HE1	11	1.5
(1,1842)	1:B:111:ILE:HG21	1:B:159:TYR:HE2	11	1.5
(1,1842)	1:B:111:ILE:HG22	1:B:159:TYR:HE1	11	1.5
(1,1842)	1:B:111:ILE:HG22	1:B:159:TYR:HE2	11	1.5
(1,1842)	1:B:111:ILE:HG23	1:B:159:TYR:HE1	11	1.5
(1,1842)	1:B:111:ILE:HG23	1:B:159:TYR:HE2	11	1.5
(1,1782)	1:B:104:VAL:HG21	1:B:170:ARG:HD2	9	1.5
(1,1782)	1:B:104:VAL:HG21	1:B:170:ARG:HD3	9	1.5
(1,1782)	1:B:104:VAL:HG22	1:B:170:ARG:HD2	9	1.5
(1,1782)	1:B:104:VAL:HG22	1:B:170:ARG:HD3	9	1.5
(1,1782)	1:B:104:VAL:HG23	1:B:170:ARG:HD2	9	1.5
(1,1782)	1:B:104:VAL:HG23	1:B:170:ARG:HD3	9	1.5
(1,1542)	1:B:57:ARG:H	1:B:57:ARG:HB2	7	1.5
(1,1428)	1:B:37:PHE:H	1:B:37:PHE:HB2	8	1.5
(1,1428)	1:B:37:PHE:H	1:B:37:PHE:HB2	13	1.5
(1,1275)	1:B:9:THR:H	1:B:9:THR:HG21	15	1.5
(1,1275)	1:B:9:THR:H	1:B:9:THR:HG22	15	1.5
(1,1275)	1:B:9:THR:H	1:B:9:THR:HG23	15	1.5
(1,1184)	1:A:207:ALA:H	1:A:207:ALA:HB1	2	1.5
(1,1184)	1:A:207:ALA:H	1:A:207:ALA:HB2	2	1.5
(1,1184)	1:A:207:ALA:H	1:A:207:ALA:HB3	2	1.5
(1,1154)	1:A:203:ALA:H	1:A:203:ALA:HB1	1	1.5

*Continued on next page...*

*Continued from previous page...*

Key	Atom-1	Atom-2	Model ID	Violation (Å)
(1,1154)	1:A:203:ALA:H	1:A:203:ALA:HB2	1	1.5
(1,1154)	1:A:203:ALA:H	1:A:203:ALA:HB3	1	1.5
(1,1154)	1:A:203:ALA:H	1:A:203:ALA:HB1	7	1.5
(1,1154)	1:A:203:ALA:H	1:A:203:ALA:HB2	7	1.5
(1,1154)	1:A:203:ALA:H	1:A:203:ALA:HB3	7	1.5
(1,1154)	1:A:203:ALA:H	1:A:203:ALA:HB1	12	1.5
(1,1154)	1:A:203:ALA:H	1:A:203:ALA:HB2	12	1.5
(1,1154)	1:A:203:ALA:H	1:A:203:ALA:HB3	12	1.5
(1,1118)	1:A:198:MET:H	1:A:198:MET:HB2	14	1.5
(1,1036)	1:A:185:THR:H	1:A:185:THR:HG1	3	1.5
(1,952)	1:A:175:THR:HG21	1:A:176:ALA:H	3	1.49
(1,952)	1:A:175:THR:HG22	1:A:176:ALA:H	3	1.49
(1,952)	1:A:175:THR:HG23	1:A:176:ALA:H	3	1.49
(1,952)	1:A:175:THR:HG21	1:A:176:ALA:H	13	1.49
(1,952)	1:A:175:THR:HG22	1:A:176:ALA:H	13	1.49
(1,952)	1:A:175:THR:HG23	1:A:176:ALA:H	13	1.49
(1,759)	1:A:144:ARG:H	1:A:144:ARG:HB2	11	1.49
(1,684)	1:A:124:ILE:H	1:A:124:ILE:HG13	3	1.49
(1,595)	1:A:111:ILE:HD11	1:A:163:ASN:HD21	7	1.49
(1,595)	1:A:111:ILE:HD11	1:A:163:ASN:HD22	7	1.49
(1,595)	1:A:111:ILE:HD12	1:A:163:ASN:HD21	7	1.49
(1,595)	1:A:111:ILE:HD12	1:A:163:ASN:HD22	7	1.49
(1,595)	1:A:111:ILE:HD13	1:A:163:ASN:HD21	7	1.49
(1,595)	1:A:111:ILE:HD13	1:A:163:ASN:HD22	7	1.49
(1,539)	1:A:104:VAL:HG21	1:A:170:ARG:HE	14	1.49
(1,539)	1:A:104:VAL:HG22	1:A:170:ARG:HE	14	1.49
(1,539)	1:A:104:VAL:HG23	1:A:170:ARG:HE	14	1.49
(1,31)	1:A:9:THR:H	1:A:9:THR:HG21	8	1.49
(1,31)	1:A:9:THR:H	1:A:9:THR:HG22	8	1.49
(1,31)	1:A:9:THR:H	1:A:9:THR:HG23	8	1.49
(1,298)	1:A:57:ARG:H	1:A:57:ARG:HB2	1	1.49
(1,2428)	1:B:207:ALA:H	1:B:207:ALA:HB1	9	1.49
(1,2428)	1:B:207:ALA:H	1:B:207:ALA:HB2	9	1.49
(1,2428)	1:B:207:ALA:H	1:B:207:ALA:HB3	9	1.49
(1,2398)	1:B:203:ALA:H	1:B:203:ALA:HB1	14	1.49
(1,2398)	1:B:203:ALA:H	1:B:203:ALA:HB2	14	1.49
(1,2398)	1:B:203:ALA:H	1:B:203:ALA:HB3	14	1.49
(1,2386)	1:B:201:SER:H	1:B:201:SER:HB2	12	1.49
(1,2380)	1:B:200:TYR:H	1:B:200:TYR:HB2	10	1.49
(1,2132)	1:B:163:ASN:H	1:B:163:ASN:HB2	3	1.49
(1,2132)	1:B:163:ASN:H	1:B:163:ASN:HB2	7	1.49
(1,2000)	1:B:142:THR:H	1:B:142:THR:HG21	4	1.49

*Continued on next page...*



*Continued from previous page...*

Key	Atom-1	Atom-2	Model ID	Violation (Å)
(1,2000)	1:B:142:THR:H	1:B:142:THR:HG22	4	1.49
(1,2000)	1:B:142:THR:H	1:B:142:THR:HG23	4	1.49
(1,1838)	1:B:111:ILE:HG21	1:B:112:GLY:H	7	1.49
(1,1838)	1:B:111:ILE:HG22	1:B:112:GLY:H	7	1.49
(1,1838)	1:B:111:ILE:HG23	1:B:112:GLY:H	7	1.49
(1,1542)	1:B:57:ARG:H	1:B:57:ARG:HB2	13	1.49
(1,1428)	1:B:37:PHE:H	1:B:37:PHE:HB2	14	1.49
(1,1184)	1:A:207:ALA:H	1:A:207:ALA:HB1	11	1.49
(1,1184)	1:A:207:ALA:H	1:A:207:ALA:HB2	11	1.49
(1,1184)	1:A:207:ALA:H	1:A:207:ALA:HB3	11	1.49
(1,1184)	1:A:207:ALA:H	1:A:207:ALA:HB1	15	1.49
(1,1184)	1:A:207:ALA:H	1:A:207:ALA:HB2	15	1.49
(1,1184)	1:A:207:ALA:H	1:A:207:ALA:HB3	15	1.49
(1,1117)	1:A:28:GLU:HG2	1:A:29:LEU:H	15	1.49
(1,1118)	1:A:198:MET:H	1:A:198:MET:HB2	8	1.49
(1,1086)	1:A:190:LYS:HD2	1:A:191:SER:H	1	1.49
(1,952)	1:A:175:THR:HG21	1:A:176:ALA:H	1	1.48
(1,952)	1:A:175:THR:HG22	1:A:176:ALA:H	1	1.48
(1,952)	1:A:175:THR:HG23	1:A:176:ALA:H	1	1.48
(1,942)	1:A:173:HIS:H	1:A:172:LYS:HD2	14	1.48
(1,888)	1:A:163:ASN:H	1:A:163:ASN:HB2	9	1.48
(1,888)	1:A:163:ASN:H	1:A:163:ASN:HB2	12	1.48
(1,854)	1:A:159:TYR:H	1:A:157:LEU:HD11	9	1.48
(1,854)	1:A:159:TYR:H	1:A:157:LEU:HD12	9	1.48
(1,854)	1:A:159:TYR:H	1:A:157:LEU:HD13	9	1.48
(1,2605)	2:C:7:SER:H	1:A:80:SER:HB2	6	1.48
(1,2605)	2:C:7:SER:H	1:A:80:SER:HB3	6	1.48
(1,2605)	2:C:7:SER:H	1:B:80:SER:HB2	6	1.48
(1,2605)	2:C:7:SER:H	1:B:80:SER:HB3	6	1.48
(1,2597)	2:C:21:SER:H	1:A:68:VAL:HB	6	1.48
(1,2597)	2:C:21:SER:H	1:B:68:VAL:HB	6	1.48
(1,2589)	2:C:25:LEU:H	1:A:66:LYS:HG2	7	1.48
(1,2589)	2:C:25:LEU:H	1:A:66:LYS:HG3	7	1.48
(1,2589)	2:C:25:LEU:H	1:B:66:LYS:HG2	7	1.48
(1,2589)	2:C:25:LEU:H	1:B:66:LYS:HG3	7	1.48
(1,2577)	1:B:109:LEU:H	1:A:179:ILE:HG21	11	1.48
(1,2577)	1:B:109:LEU:H	1:A:179:ILE:HG22	11	1.48
(1,2577)	1:B:109:LEU:H	1:A:179:ILE:HG23	11	1.48
(1,2576)	1:B:105:TYR:H	1:A:179:ILE:HD11	15	1.48
(1,2576)	1:B:105:TYR:H	1:A:179:ILE:HD12	15	1.48
(1,2576)	1:B:105:TYR:H	1:A:179:ILE:HD13	15	1.48
(1,2501)	2:C:15:THR:H	2:C:16:ARG:H	4	1.48

*Continued on next page...*



*Continued from previous page...*

Key	Atom-1	Atom-2	Model ID	Violation (Å)
(1,2494)	2:C:6:GLN:H	2:C:7:SER:H	12	1.48
(1,2454)	1:B:211:VAL:H	1:B:211:VAL:HG11	9	1.48
(1,2454)	1:B:211:VAL:H	1:B:211:VAL:HG12	9	1.48
(1,2454)	1:B:211:VAL:H	1:B:211:VAL:HG13	9	1.48
(1,2428)	1:B:207:ALA:H	1:B:207:ALA:HB1	5	1.48
(1,2428)	1:B:207:ALA:H	1:B:207:ALA:HB2	5	1.48
(1,2428)	1:B:207:ALA:H	1:B:207:ALA:HB3	5	1.48
(1,2428)	1:B:207:ALA:H	1:B:207:ALA:HB1	6	1.48
(1,2428)	1:B:207:ALA:H	1:B:207:ALA:HB2	6	1.48
(1,2428)	1:B:207:ALA:H	1:B:207:ALA:HB3	6	1.48
(1,2428)	1:B:207:ALA:H	1:B:207:ALA:HB1	10	1.48
(1,2428)	1:B:207:ALA:H	1:B:207:ALA:HB2	10	1.48
(1,2428)	1:B:207:ALA:H	1:B:207:ALA:HB3	10	1.48
(1,2286)	1:B:186:GLY:H	1:B:185:THR:HG21	15	1.48
(1,2286)	1:B:186:GLY:H	1:B:185:THR:HG22	15	1.48
(1,2286)	1:B:186:GLY:H	1:B:185:THR:HG23	15	1.48
(1,2196)	1:B:175:THR:HG21	1:B:176:ALA:H	1	1.48
(1,2196)	1:B:175:THR:HG22	1:B:176:ALA:H	1	1.48
(1,2196)	1:B:175:THR:HG23	1:B:176:ALA:H	1	1.48
(1,2098)	1:B:159:TYR:H	1:B:157:LEU:HD11	8	1.48
(1,2098)	1:B:159:TYR:H	1:B:157:LEU:HD12	8	1.48
(1,2098)	1:B:159:TYR:H	1:B:157:LEU:HD13	8	1.48
(1,1894)	1:B:118:MET:HE1	1:B:155:LEU:HB2	7	1.48
(1,1894)	1:B:118:MET:HE1	1:B:155:LEU:HB3	7	1.48
(1,1894)	1:B:118:MET:HE2	1:B:155:LEU:HB2	7	1.48
(1,1894)	1:B:118:MET:HE2	1:B:155:LEU:HB3	7	1.48
(1,1894)	1:B:118:MET:HE3	1:B:155:LEU:HB2	7	1.48
(1,1894)	1:B:118:MET:HE3	1:B:155:LEU:HB3	7	1.48
(1,1785)	1:B:104:VAL:HG11	1:B:170:ARG:HD2	4	1.48
(1,1785)	1:B:104:VAL:HG11	1:B:170:ARG:HD3	4	1.48
(1,1785)	1:B:104:VAL:HG12	1:B:170:ARG:HD2	4	1.48
(1,1785)	1:B:104:VAL:HG12	1:B:170:ARG:HD3	4	1.48
(1,1785)	1:B:104:VAL:HG13	1:B:170:ARG:HD2	4	1.48
(1,1785)	1:B:104:VAL:HG13	1:B:170:ARG:HD3	4	1.48
(1,1782)	1:B:104:VAL:HG21	1:B:170:ARG:HD2	4	1.48
(1,1782)	1:B:104:VAL:HG21	1:B:170:ARG:HD3	4	1.48
(1,1782)	1:B:104:VAL:HG22	1:B:170:ARG:HD2	4	1.48
(1,1782)	1:B:104:VAL:HG22	1:B:170:ARG:HD3	4	1.48
(1,1782)	1:B:104:VAL:HG23	1:B:170:ARG:HD2	4	1.48
(1,1782)	1:B:104:VAL:HG23	1:B:170:ARG:HD3	4	1.48
(1,1542)	1:B:57:ARG:H	1:B:57:ARG:HB2	11	1.48
(1,1385)	1:B:32:LYS:H	1:B:32:LYS:HD2	11	1.48

*Continued on next page...*

*Continued from previous page...*

Key	Atom-1	Atom-2	Model ID	Violation (Å)
(1,1322)	1:B:19:GLY:H	1:B:18:VAL:H	6	1.48
(1,1319)	1:B:18:VAL:H	1:B:17:ALA:HB1	7	1.48
(1,1319)	1:B:18:VAL:H	1:B:17:ALA:HB2	7	1.48
(1,1319)	1:B:18:VAL:H	1:B:17:ALA:HB3	7	1.48
(1,1184)	1:A:207:ALA:H	1:A:207:ALA:HB1	4	1.48
(1,1184)	1:A:207:ALA:H	1:A:207:ALA:HB2	4	1.48
(1,1184)	1:A:207:ALA:H	1:A:207:ALA:HB3	4	1.48
(1,1184)	1:A:207:ALA:H	1:A:207:ALA:HB1	5	1.48
(1,1184)	1:A:207:ALA:H	1:A:207:ALA:HB2	5	1.48
(1,1184)	1:A:207:ALA:H	1:A:207:ALA:HB3	5	1.48
(1,1149)	1:A:202:SER:H	1:A:202:SER:HB2	4	1.48
(1,1136)	1:A:200:TYR:H	1:A:200:TYR:HB2	14	1.48
(1,1136)	1:A:200:TYR:H	1:A:200:TYR:HB2	15	1.48
(1,1118)	1:A:198:MET:H	1:A:198:MET:HB2	11	1.48
(1,109)	1:A:27:LYS:H	1:A:27:LYS:HD2	12	1.48
(1,952)	1:A:175:THR:HG21	1:A:176:ALA:H	14	1.47
(1,952)	1:A:175:THR:HG22	1:A:176:ALA:H	14	1.47
(1,952)	1:A:175:THR:HG23	1:A:176:ALA:H	14	1.47
(1,895)	1:A:164:SER:H	1:A:164:SER:HB2	3	1.47
(1,888)	1:A:163:ASN:H	1:A:163:ASN:HB2	6	1.47
(1,2496)	2:C:8:ILE:H	2:C:9:ARG:H	14	1.47
(1,2484)	1:B:220:LEU:H	1:B:220:LEU:HB2	2	1.47
(1,2428)	1:B:207:ALA:H	1:B:207:ALA:HB1	4	1.47
(1,2428)	1:B:207:ALA:H	1:B:207:ALA:HB2	4	1.47
(1,2428)	1:B:207:ALA:H	1:B:207:ALA:HB3	4	1.47
(1,24)	1:A:8:LYS:H	1:A:8:LYS:HD2	13	1.47
(1,2398)	1:B:203:ALA:H	1:B:203:ALA:HB1	2	1.47
(1,2398)	1:B:203:ALA:H	1:B:203:ALA:HB2	2	1.47
(1,2398)	1:B:203:ALA:H	1:B:203:ALA:HB3	2	1.47
(1,2398)	1:B:203:ALA:H	1:B:203:ALA:HB1	8	1.47
(1,2398)	1:B:203:ALA:H	1:B:203:ALA:HB2	8	1.47
(1,2398)	1:B:203:ALA:H	1:B:203:ALA:HB3	8	1.47
(1,2393)	1:B:202:SER:H	1:B:202:SER:HB2	1	1.47
(1,2393)	1:B:202:SER:H	1:B:202:SER:HB2	10	1.47
(1,2393)	1:B:202:SER:H	1:B:202:SER:HB2	14	1.47
(1,2380)	1:B:200:TYR:H	1:B:200:TYR:HB2	1	1.47
(1,2362)	1:B:198:MET:H	1:B:198:MET:HB2	9	1.47
(1,2338)	1:B:192:SER:HB2	1:B:193:LYS:H	4	1.47
(1,2051)	1:B:154:ILE:H	1:B:154:ILE:HG13	12	1.47
(1,1353)	1:B:27:LYS:H	1:B:27:LYS:HD2	6	1.47
(1,1240)	1:A:220:LEU:H	1:A:220:LEU:HB2	4	1.47
(1,1142)	1:A:201:SER:H	1:A:201:SER:HB2	7	1.47

*Continued on next page...*

*Continued from previous page...*

Key	Atom-1	Atom-2	Model ID	Violation (Å)
(1,1142)	1:A:201:SER:H	1:A:201:SER:HB2	8	1.47
(1,1136)	1:A:200:TYR:H	1:A:200:TYR:HB2	1	1.47
(1,1118)	1:A:198:MET:H	1:A:198:MET:HB2	7	1.47
(1,1118)	1:A:198:MET:H	1:A:198:MET:HB2	12	1.47
(1,1118)	1:A:198:MET:H	1:A:198:MET:HB2	15	1.47
(1,945)	1:A:173:HIS:H	1:A:173:HIS:HB2	6	1.46
(1,895)	1:A:164:SER:H	1:A:164:SER:HB2	9	1.46
(1,888)	1:A:163:ASN:H	1:A:163:ASN:HB2	1	1.46
(1,807)	1:A:154:ILE:H	1:A:154:ILE:HG13	4	1.46
(1,807)	1:A:154:ILE:H	1:A:154:ILE:HG13	14	1.46
(1,768)	1:A:148:LEU:HD11	1:A:195:LEU:HD11	11	1.46
(1,768)	1:A:148:LEU:HD11	1:A:195:LEU:HD12	11	1.46
(1,768)	1:A:148:LEU:HD11	1:A:195:LEU:HD13	11	1.46
(1,768)	1:A:148:LEU:HD11	1:A:195:LEU:HD21	11	1.46
(1,768)	1:A:148:LEU:HD11	1:A:195:LEU:HD22	11	1.46
(1,768)	1:A:148:LEU:HD11	1:A:195:LEU:HD23	11	1.46
(1,768)	1:A:148:LEU:HD12	1:A:195:LEU:HD11	11	1.46
(1,768)	1:A:148:LEU:HD12	1:A:195:LEU:HD12	11	1.46
(1,768)	1:A:148:LEU:HD12	1:A:195:LEU:HD13	11	1.46
(1,768)	1:A:148:LEU:HD12	1:A:195:LEU:HD21	11	1.46
(1,768)	1:A:148:LEU:HD12	1:A:195:LEU:HD22	11	1.46
(1,768)	1:A:148:LEU:HD12	1:A:195:LEU:HD23	11	1.46
(1,768)	1:A:148:LEU:HD13	1:A:195:LEU:HD11	11	1.46
(1,768)	1:A:148:LEU:HD13	1:A:195:LEU:HD12	11	1.46
(1,768)	1:A:148:LEU:HD13	1:A:195:LEU:HD13	11	1.46
(1,768)	1:A:148:LEU:HD13	1:A:195:LEU:HD21	11	1.46
(1,768)	1:A:148:LEU:HD13	1:A:195:LEU:HD22	11	1.46
(1,768)	1:A:148:LEU:HD13	1:A:195:LEU:HD23	11	1.46
(1,2593)	2:C:23:TYR:H	1:A:69:GLU:HB2	5	1.46
(1,2593)	2:C:23:TYR:H	1:A:69:GLU:HB3	5	1.46
(1,2593)	2:C:23:TYR:H	1:B:69:GLU:HB2	5	1.46
(1,2593)	2:C:23:TYR:H	1:B:69:GLU:HB3	5	1.46
(1,2552)	1:B:67:GLY:H	1:A:66:LYS:HA	9	1.46
(1,2428)	1:B:207:ALA:H	1:B:207:ALA:HB1	1	1.46
(1,2428)	1:B:207:ALA:H	1:B:207:ALA:HB2	1	1.46
(1,2428)	1:B:207:ALA:H	1:B:207:ALA:HB3	1	1.46
(1,2386)	1:B:201:SER:H	1:B:201:SER:HB2	14	1.46
(1,2380)	1:B:200:TYR:H	1:B:200:TYR:HB2	8	1.46
(1,2322)	1:B:189:PHE:H	1:B:189:PHE:HD1	8	1.46
(1,2322)	1:B:189:PHE:H	1:B:189:PHE:HD2	8	1.46
(1,2280)	1:B:185:THR:H	1:B:185:THR:HG1	2	1.46
(1,2132)	1:B:163:ASN:H	1:B:163:ASN:HB2	1	1.46

*Continued on next page...*

*Continued from previous page...*

Key	Atom-1	Atom-2	Model ID	Violation (Å)
(1,2132)	1:B:163:ASN:H	1:B:163:ASN:HB2	14	1.46
(1,2132)	1:B:163:ASN:H	1:B:163:ASN:HB2	15	1.46
(1,2003)	1:B:144:ARG:H	1:B:144:ARG:HB2	13	1.46
(1,1542)	1:B:57:ARG:H	1:B:57:ARG:HB2	5	1.46
(1,1213)	1:A:211:VAL:HG21	1:A:173:HIS:HD1	12	1.46
(1,1213)	1:A:211:VAL:HG21	1:A:173:HIS:HD2	12	1.46
(1,1213)	1:A:211:VAL:HG22	1:A:173:HIS:HD1	12	1.46
(1,1213)	1:A:211:VAL:HG22	1:A:173:HIS:HD2	12	1.46
(1,1213)	1:A:211:VAL:HG23	1:A:173:HIS:HD1	12	1.46
(1,1213)	1:A:211:VAL:HG23	1:A:173:HIS:HD2	12	1.46
(1,1154)	1:A:203:ALA:H	1:A:203:ALA:HB1	11	1.46
(1,1154)	1:A:203:ALA:H	1:A:203:ALA:HB2	11	1.46
(1,1154)	1:A:203:ALA:H	1:A:203:ALA:HB3	11	1.46
(1,1136)	1:A:200:TYR:H	1:A:200:TYR:HB2	5	1.46
(1,1136)	1:A:200:TYR:H	1:A:200:TYR:HB2	9	1.46
(1,1074)	1:A:188:LEU:HD21	1:A:196:LYS:HE2	14	1.46
(1,1074)	1:A:188:LEU:HD21	1:A:196:LYS:HE3	14	1.46
(1,1074)	1:A:188:LEU:HD22	1:A:196:LYS:HE2	14	1.46
(1,1074)	1:A:188:LEU:HD22	1:A:196:LYS:HE3	14	1.46
(1,1074)	1:A:188:LEU:HD23	1:A:196:LYS:HE2	14	1.46
(1,1074)	1:A:188:LEU:HD23	1:A:196:LYS:HE3	14	1.46
(1,1056)	1:A:187:ALA:HB1	1:A:198:MET:HE1	4	1.46
(1,1056)	1:A:187:ALA:HB1	1:A:198:MET:HE2	4	1.46
(1,1056)	1:A:187:ALA:HB1	1:A:198:MET:HE3	4	1.46
(1,1056)	1:A:187:ALA:HB2	1:A:198:MET:HE1	4	1.46
(1,1056)	1:A:187:ALA:HB2	1:A:198:MET:HE2	4	1.46
(1,1056)	1:A:187:ALA:HB2	1:A:198:MET:HE3	4	1.46
(1,1056)	1:A:187:ALA:HB3	1:A:198:MET:HE1	4	1.46
(1,1056)	1:A:187:ALA:HB3	1:A:198:MET:HE2	4	1.46
(1,1056)	1:A:187:ALA:HB3	1:A:198:MET:HE3	4	1.46
(1,952)	1:A:175:THR:HG21	1:A:176:ALA:H	2	1.45
(1,952)	1:A:175:THR:HG22	1:A:176:ALA:H	2	1.45
(1,952)	1:A:175:THR:HG23	1:A:176:ALA:H	2	1.45
(1,595)	1:A:111:ILE:HD11	1:A:163:ASN:HD21	2	1.45
(1,595)	1:A:111:ILE:HD11	1:A:163:ASN:HD22	2	1.45
(1,595)	1:A:111:ILE:HD12	1:A:163:ASN:HD21	2	1.45
(1,595)	1:A:111:ILE:HD12	1:A:163:ASN:HD22	2	1.45
(1,595)	1:A:111:ILE:HD13	1:A:163:ASN:HD21	2	1.45
(1,595)	1:A:111:ILE:HD13	1:A:163:ASN:HD22	2	1.45
(1,591)	1:A:111:ILE:H	1:A:111:ILE:HG12	6	1.45
(1,298)	1:A:57:ARG:H	1:A:57:ARG:HB2	2	1.45
(1,2508)	2:C:22:ARG:H	2:C:23:TYR:H	13	1.45

*Continued on next page...*

*Continued from previous page...*

Key	Atom-1	Atom-2	Model ID	Violation (Å)
(1,2501)	2:C:15:THR:H	2:C:16:ARG:H	11	1.45
(1,2428)	1:B:207:ALA:H	1:B:207:ALA:HB1	12	1.45
(1,2428)	1:B:207:ALA:H	1:B:207:ALA:HB2	12	1.45
(1,2428)	1:B:207:ALA:H	1:B:207:ALA:HB3	12	1.45
(1,2362)	1:B:198:MET:H	1:B:198:MET:HB2	8	1.45
(1,2314)	1:B:188:LEU:HD11	1:B:198:MET:HG2	4	1.45
(1,2314)	1:B:188:LEU:HD11	1:B:198:MET:HG3	4	1.45
(1,2314)	1:B:188:LEU:HD12	1:B:198:MET:HG2	4	1.45
(1,2314)	1:B:188:LEU:HD12	1:B:198:MET:HG3	4	1.45
(1,2314)	1:B:188:LEU:HD13	1:B:198:MET:HG2	4	1.45
(1,2314)	1:B:188:LEU:HD13	1:B:198:MET:HG3	4	1.45
(1,205)	1:A:40:ASN:HB3	1:A:41:ILE:H	15	1.45
(1,1894)	1:B:118:MET:HE1	1:B:155:LEU:HB2	12	1.45
(1,1894)	1:B:118:MET:HE1	1:B:155:LEU:HB3	12	1.45
(1,1894)	1:B:118:MET:HE2	1:B:155:LEU:HB2	12	1.45
(1,1894)	1:B:118:MET:HE2	1:B:155:LEU:HB3	12	1.45
(1,1894)	1:B:118:MET:HE3	1:B:155:LEU:HB2	12	1.45
(1,1894)	1:B:118:MET:HE3	1:B:155:LEU:HB3	12	1.45
(1,1873)	1:B:117:MET:HE1	1:B:115:SER:H	10	1.45
(1,1873)	1:B:117:MET:HE2	1:B:115:SER:H	10	1.45
(1,1873)	1:B:117:MET:HE3	1:B:115:SER:H	10	1.45
(1,1842)	1:B:111:ILE:HG21	1:B:159:TYR:HE1	2	1.45
(1,1842)	1:B:111:ILE:HG21	1:B:159:TYR:HE2	2	1.45
(1,1842)	1:B:111:ILE:HG22	1:B:159:TYR:HE1	2	1.45
(1,1842)	1:B:111:ILE:HG22	1:B:159:TYR:HE2	2	1.45
(1,1842)	1:B:111:ILE:HG23	1:B:159:TYR:HE1	2	1.45
(1,1842)	1:B:111:ILE:HG23	1:B:159:TYR:HE2	2	1.45
(1,1542)	1:B:57:ARG:H	1:B:57:ARG:HB2	14	1.45
(1,1328)	1:B:21:GLN:H	1:B:21:GLN:HG2	1	1.45
(1,1240)	1:A:220:LEU:H	1:A:220:LEU:HB2	2	1.45
(1,1184)	1:A:207:ALA:H	1:A:207:ALA:HB1	12	1.45
(1,1184)	1:A:207:ALA:H	1:A:207:ALA:HB2	12	1.45
(1,1184)	1:A:207:ALA:H	1:A:207:ALA:HB3	12	1.45
(1,1154)	1:A:203:ALA:H	1:A:203:ALA:HB1	5	1.45
(1,1154)	1:A:203:ALA:H	1:A:203:ALA:HB2	5	1.45
(1,1154)	1:A:203:ALA:H	1:A:203:ALA:HB3	5	1.45
(1,1142)	1:A:201:SER:H	1:A:201:SER:HB2	1	1.45
(1,1136)	1:A:200:TYR:H	1:A:200:TYR:HB2	7	1.45
(1,1042)	1:A:186:GLY:H	1:A:185:THR:HG21	7	1.45
(1,1042)	1:A:186:GLY:H	1:A:185:THR:HG22	7	1.45
(1,1042)	1:A:186:GLY:H	1:A:185:THR:HG23	7	1.45
(1,888)	1:A:163:ASN:H	1:A:163:ASN:HB2	3	1.44

*Continued on next page...*

*Continued from previous page...*

Key	Atom-1	Atom-2	Model ID	Violation (Å)
(1,854)	1:A:159:TYR:H	1:A:157:LEU:HD11	2	1.44
(1,854)	1:A:159:TYR:H	1:A:157:LEU:HD12	2	1.44
(1,854)	1:A:159:TYR:H	1:A:157:LEU:HD13	2	1.44
(1,759)	1:A:144:ARG:H	1:A:144:ARG:HB2	9	1.44
(1,650)	1:A:118:MET:HE1	1:A:155:LEU:HB2	10	1.44
(1,650)	1:A:118:MET:HE1	1:A:155:LEU:HB3	10	1.44
(1,650)	1:A:118:MET:HE2	1:A:155:LEU:HB2	10	1.44
(1,650)	1:A:118:MET:HE2	1:A:155:LEU:HB3	10	1.44
(1,650)	1:A:118:MET:HE3	1:A:155:LEU:HB2	10	1.44
(1,650)	1:A:118:MET:HE3	1:A:155:LEU:HB3	10	1.44
(1,2510)	2:C:24:LEU:H	2:C:25:LEU:H	2	1.44
(1,2510)	2:C:24:LEU:H	2:C:25:LEU:H	10	1.44
(1,2484)	1:B:220:LEU:H	1:B:220:LEU:HB2	15	1.44
(1,2386)	1:B:201:SER:H	1:B:201:SER:HB2	7	1.44
(1,2386)	1:B:201:SER:H	1:B:201:SER:HB2	10	1.44
(1,2196)	1:B:175:THR:HG21	1:B:176:ALA:H	13	1.44
(1,2196)	1:B:175:THR:HG22	1:B:176:ALA:H	13	1.44
(1,2196)	1:B:175:THR:HG23	1:B:176:ALA:H	13	1.44
(1,2051)	1:B:154:ILE:H	1:B:154:ILE:HG13	10	1.44
(1,2051)	1:B:154:ILE:H	1:B:154:ILE:HG13	14	1.44
(1,1764)	1:B:99:TYR:H	1:B:99:TYR:HB2	2	1.44
(1,1762)	1:B:96:ASP:H	1:B:170:ARG:HH11	2	1.44
(1,1751)	1:B:94:THR:HG21	1:B:105:TYR:HB2	6	1.44
(1,1751)	1:B:94:THR:HG21	1:B:105:TYR:HB3	6	1.44
(1,1751)	1:B:94:THR:HG22	1:B:105:TYR:HB2	6	1.44
(1,1751)	1:B:94:THR:HG22	1:B:105:TYR:HB3	6	1.44
(1,1751)	1:B:94:THR:HG23	1:B:105:TYR:HB2	6	1.44
(1,1751)	1:B:94:THR:HG23	1:B:105:TYR:HB3	6	1.44
(1,148)	1:A:33:GLN:H	1:A:32:LYS:HD2	14	1.44
(1,1229)	1:A:215:VAL:H	1:A:215:VAL:HG11	15	1.44
(1,1229)	1:A:215:VAL:H	1:A:215:VAL:HG12	15	1.44
(1,1229)	1:A:215:VAL:H	1:A:215:VAL:HG13	15	1.44
(1,1154)	1:A:203:ALA:H	1:A:203:ALA:HB1	8	1.44
(1,1154)	1:A:203:ALA:H	1:A:203:ALA:HB2	8	1.44
(1,1154)	1:A:203:ALA:H	1:A:203:ALA:HB3	8	1.44
(1,1142)	1:A:201:SER:H	1:A:201:SER:HB2	4	1.44
(1,1107)	1:A:196:LYS:H	1:A:196:LYS:HD2	14	1.44
(1,888)	1:A:163:ASN:H	1:A:163:ASN:HB2	15	1.43
(1,635)	1:A:117:MET:H	1:A:117:MET:HE1	1	1.43
(1,635)	1:A:117:MET:H	1:A:117:MET:HE2	1	1.43
(1,635)	1:A:117:MET:H	1:A:117:MET:HE3	1	1.43
(1,541)	1:A:104:VAL:HG11	1:A:170:ARG:HD2	1	1.43

*Continued on next page...*



*Continued from previous page...*

Key	Atom-1	Atom-2	Model ID	Violation (Å)
(1,541)	1:A:104:VAL:HG11	1:A:170:ARG:HD3	1	1.43
(1,541)	1:A:104:VAL:HG12	1:A:170:ARG:HD2	1	1.43
(1,541)	1:A:104:VAL:HG12	1:A:170:ARG:HD3	1	1.43
(1,541)	1:A:104:VAL:HG13	1:A:170:ARG:HD2	1	1.43
(1,541)	1:A:104:VAL:HG13	1:A:170:ARG:HD3	1	1.43
(1,31)	1:A:9:THR:H	1:A:9:THR:HG21	12	1.43
(1,31)	1:A:9:THR:H	1:A:9:THR:HG22	12	1.43
(1,31)	1:A:9:THR:H	1:A:9:THR:HG23	12	1.43
(1,2594)	2:C:23:TYR:H	1:A:69:GLU:HA	10	1.43
(1,2594)	2:C:23:TYR:H	1:B:69:GLU:HA	10	1.43
(1,2581)	1:B:116:GLY:H	1:A:185:THR:HB	4	1.43
(1,2473)	1:B:215:VAL:H	1:B:215:VAL:HG11	8	1.43
(1,2473)	1:B:215:VAL:H	1:B:215:VAL:HG12	8	1.43
(1,2473)	1:B:215:VAL:H	1:B:215:VAL:HG13	8	1.43
(1,2454)	1:B:211:VAL:H	1:B:211:VAL:HG11	11	1.43
(1,2454)	1:B:211:VAL:H	1:B:211:VAL:HG12	11	1.43
(1,2454)	1:B:211:VAL:H	1:B:211:VAL:HG13	11	1.43
(1,2386)	1:B:201:SER:H	1:B:201:SER:HB2	3	1.43
(1,2380)	1:B:200:TYR:H	1:B:200:TYR:HB2	4	1.43
(1,2365)	1:B:198:MET:HE1	1:B:190:LYS:HD2	13	1.43
(1,2365)	1:B:198:MET:HE1	1:B:190:LYS:HD3	13	1.43
(1,2365)	1:B:198:MET:HE2	1:B:190:LYS:HD2	13	1.43
(1,2365)	1:B:198:MET:HE2	1:B:190:LYS:HD3	13	1.43
(1,2365)	1:B:198:MET:HE3	1:B:190:LYS:HD2	13	1.43
(1,2365)	1:B:198:MET:HE3	1:B:190:LYS:HD3	13	1.43
(1,2362)	1:B:198:MET:H	1:B:198:MET:HB2	12	1.43
(1,2280)	1:B:185:THR:H	1:B:185:THR:HG1	7	1.43
(1,2080)	1:B:157:LEU:HD11	1:B:200:TYR:HE1	14	1.43
(1,2080)	1:B:157:LEU:HD11	1:B:200:TYR:HE2	14	1.43
(1,2080)	1:B:157:LEU:HD12	1:B:200:TYR:HE1	14	1.43
(1,2080)	1:B:157:LEU:HD12	1:B:200:TYR:HE2	14	1.43
(1,2080)	1:B:157:LEU:HD13	1:B:200:TYR:HE1	14	1.43
(1,2080)	1:B:157:LEU:HD13	1:B:200:TYR:HE2	14	1.43
(1,2080)	1:B:157:LEU:HD21	1:B:200:TYR:HE1	14	1.43
(1,2080)	1:B:157:LEU:HD21	1:B:200:TYR:HE2	14	1.43
(1,2080)	1:B:157:LEU:HD22	1:B:200:TYR:HE1	14	1.43
(1,2080)	1:B:157:LEU:HD22	1:B:200:TYR:HE2	14	1.43
(1,2080)	1:B:157:LEU:HD23	1:B:200:TYR:HE1	14	1.43
(1,2080)	1:B:157:LEU:HD23	1:B:200:TYR:HE2	14	1.43
(1,184)	1:A:37:PHE:H	1:A:37:PHE:HB2	10	1.43
(1,1392)	1:B:33:GLN:H	1:B:32:LYS:HD2	7	1.43
(1,1275)	1:B:9:THR:H	1:B:9:THR:HG21	11	1.43

*Continued on next page...*



*Continued from previous page...*

Key	Atom-1	Atom-2	Model ID	Violation (Å)
(1,1275)	1:B:9:THR:H	1:B:9:THR:HG22	11	1.43
(1,1275)	1:B:9:THR:H	1:B:9:THR:HG23	11	1.43
(1,1240)	1:A:220:LEU:H	1:A:220:LEU:HB2	12	1.43
(1,1229)	1:A:215:VAL:H	1:A:215:VAL:HG11	4	1.43
(1,1229)	1:A:215:VAL:H	1:A:215:VAL:HG12	4	1.43
(1,1229)	1:A:215:VAL:H	1:A:215:VAL:HG13	4	1.43
(1,1229)	1:A:215:VAL:H	1:A:215:VAL:HG11	5	1.43
(1,1229)	1:A:215:VAL:H	1:A:215:VAL:HG12	5	1.43
(1,1229)	1:A:215:VAL:H	1:A:215:VAL:HG13	5	1.43
(1,1199)	1:A:209:CYS:H	1:A:209:CYS:HB2	10	1.43
(1,952)	1:A:175:THR:HG21	1:A:176:ALA:H	7	1.42
(1,952)	1:A:175:THR:HG22	1:A:176:ALA:H	7	1.42
(1,952)	1:A:175:THR:HG23	1:A:176:ALA:H	7	1.42
(1,888)	1:A:163:ASN:H	1:A:163:ASN:HB2	10	1.42
(1,854)	1:A:159:TYR:H	1:A:157:LEU:HD11	15	1.42
(1,854)	1:A:159:TYR:H	1:A:157:LEU:HD12	15	1.42
(1,854)	1:A:159:TYR:H	1:A:157:LEU:HD13	15	1.42
(1,807)	1:A:154:ILE:H	1:A:154:ILE:HG13	2	1.42
(1,807)	1:A:154:ILE:H	1:A:154:ILE:HG13	9	1.42
(1,2593)	2:C:23:TYR:H	1:A:69:GLU:HB2	2	1.42
(1,2593)	2:C:23:TYR:H	1:A:69:GLU:HB3	2	1.42
(1,2593)	2:C:23:TYR:H	1:B:69:GLU:HB2	2	1.42
(1,2593)	2:C:23:TYR:H	1:B:69:GLU:HB3	2	1.42
(1,2473)	1:B:215:VAL:H	1:B:215:VAL:HG11	12	1.42
(1,2473)	1:B:215:VAL:H	1:B:215:VAL:HG12	12	1.42
(1,2473)	1:B:215:VAL:H	1:B:215:VAL:HG13	12	1.42
(1,2473)	1:B:215:VAL:H	1:B:215:VAL:HG11	14	1.42
(1,2473)	1:B:215:VAL:H	1:B:215:VAL:HG12	14	1.42
(1,2473)	1:B:215:VAL:H	1:B:215:VAL:HG13	14	1.42
(1,2362)	1:B:198:MET:H	1:B:198:MET:HB2	2	1.42
(1,2280)	1:B:185:THR:H	1:B:185:THR:HG1	4	1.42
(1,2139)	1:B:164:SER:H	1:B:164:SER:HB2	15	1.42
(1,1842)	1:B:111:ILE:HG21	1:B:159:TYR:HE1	5	1.42
(1,1842)	1:B:111:ILE:HG21	1:B:159:TYR:HE2	5	1.42
(1,1842)	1:B:111:ILE:HG22	1:B:159:TYR:HE1	5	1.42
(1,1842)	1:B:111:ILE:HG22	1:B:159:TYR:HE2	5	1.42
(1,1842)	1:B:111:ILE:HG23	1:B:159:TYR:HE1	5	1.42
(1,1842)	1:B:111:ILE:HG23	1:B:159:TYR:HE2	5	1.42
(1,1764)	1:B:99:TYR:H	1:B:99:TYR:HB2	7	1.42
(1,1428)	1:B:37:PHE:H	1:B:37:PHE:HB2	4	1.42
(1,1319)	1:B:18:VAL:H	1:B:17:ALA:HB1	11	1.42
(1,1319)	1:B:18:VAL:H	1:B:17:ALA:HB2	11	1.42

*Continued on next page...*

*Continued from previous page...*

Key	Atom-1	Atom-2	Model ID	Violation (Å)
(1,1319)	1:B:18:VAL:H	1:B:17:ALA:HB3	11	1.42
(1,1229)	1:A:215:VAL:H	1:A:215:VAL:HG11	1	1.42
(1,1229)	1:A:215:VAL:H	1:A:215:VAL:HG12	1	1.42
(1,1229)	1:A:215:VAL:H	1:A:215:VAL:HG13	1	1.42
(1,1184)	1:A:207:ALA:H	1:A:207:ALA:HB1	3	1.42
(1,1184)	1:A:207:ALA:H	1:A:207:ALA:HB2	3	1.42
(1,1184)	1:A:207:ALA:H	1:A:207:ALA:HB3	3	1.42
(1,1149)	1:A:202:SER:H	1:A:202:SER:HB2	10	1.42
(1,1082)	1:A:190:LYS:H	1:A:190:LYS:HE2	2	1.42
(1,895)	1:A:164:SER:H	1:A:164:SER:HB2	2	1.41
(1,807)	1:A:154:ILE:H	1:A:154:ILE:HG13	8	1.41
(1,31)	1:A:9:THR:H	1:A:9:THR:HG21	2	1.41
(1,31)	1:A:9:THR:H	1:A:9:THR:HG22	2	1.41
(1,31)	1:A:9:THR:H	1:A:9:THR:HG23	2	1.41
(1,31)	1:A:9:THR:H	1:A:9:THR:HG21	3	1.41
(1,31)	1:A:9:THR:H	1:A:9:THR:HG22	3	1.41
(1,31)	1:A:9:THR:H	1:A:9:THR:HG23	3	1.41
(1,2594)	2:C:23:TYR:H	1:A:69:GLU:HA	11	1.41
(1,2594)	2:C:23:TYR:H	1:B:69:GLU:HA	11	1.41
(1,2473)	1:B:215:VAL:H	1:B:215:VAL:HG11	13	1.41
(1,2473)	1:B:215:VAL:H	1:B:215:VAL:HG12	13	1.41
(1,2473)	1:B:215:VAL:H	1:B:215:VAL:HG13	13	1.41
(1,2428)	1:B:207:ALA:H	1:B:207:ALA:HB1	11	1.41
(1,2428)	1:B:207:ALA:H	1:B:207:ALA:HB2	11	1.41
(1,2428)	1:B:207:ALA:H	1:B:207:ALA:HB3	11	1.41
(1,2398)	1:B:203:ALA:H	1:B:203:ALA:HB1	6	1.41
(1,2398)	1:B:203:ALA:H	1:B:203:ALA:HB2	6	1.41
(1,2398)	1:B:203:ALA:H	1:B:203:ALA:HB3	6	1.41
(1,2398)	1:B:203:ALA:H	1:B:203:ALA:HB1	11	1.41
(1,2398)	1:B:203:ALA:H	1:B:203:ALA:HB2	11	1.41
(1,2398)	1:B:203:ALA:H	1:B:203:ALA:HB3	11	1.41
(1,2316)	1:B:188:LEU:HD11	1:B:202:SER:HB2	14	1.41
(1,2316)	1:B:188:LEU:HD11	1:B:202:SER:HB3	14	1.41
(1,2316)	1:B:188:LEU:HD12	1:B:202:SER:HB2	14	1.41
(1,2316)	1:B:188:LEU:HD12	1:B:202:SER:HB3	14	1.41
(1,2316)	1:B:188:LEU:HD13	1:B:202:SER:HB2	14	1.41
(1,2316)	1:B:188:LEU:HD13	1:B:202:SER:HB3	14	1.41
(1,2300)	1:B:187:ALA:HB1	1:B:198:MET:HE1	6	1.41
(1,2300)	1:B:187:ALA:HB1	1:B:198:MET:HE2	6	1.41
(1,2300)	1:B:187:ALA:HB1	1:B:198:MET:HE3	6	1.41
(1,2300)	1:B:187:ALA:HB2	1:B:198:MET:HE1	6	1.41
(1,2300)	1:B:187:ALA:HB2	1:B:198:MET:HE2	6	1.41

*Continued on next page...*

*Continued from previous page...*

Key	Atom-1	Atom-2	Model ID	Violation (Å)
(1,2300)	1:B:187:ALA:HB2	1:B:198:MET:HE3	6	1.41
(1,2300)	1:B:187:ALA:HB3	1:B:198:MET:HE1	6	1.41
(1,2300)	1:B:187:ALA:HB3	1:B:198:MET:HE2	6	1.41
(1,2300)	1:B:187:ALA:HB3	1:B:198:MET:HE3	6	1.41
(1,2286)	1:B:186:GLY:H	1:B:185:THR:HG21	6	1.41
(1,2286)	1:B:186:GLY:H	1:B:185:THR:HG22	6	1.41
(1,2286)	1:B:186:GLY:H	1:B:185:THR:HG23	6	1.41
(1,2117)	1:B:161:ILE:H	1:B:161:ILE:HG12	11	1.41
(1,2051)	1:B:154:ILE:H	1:B:154:ILE:HG13	5	1.41
(1,1542)	1:B:57:ARG:H	1:B:57:ARG:HB2	2	1.41
(1,14)	1:A:6:GLY:H	1:A:7:ASP:H	2	1.41
(1,1343)	1:B:24:THR:HG21	1:B:25:LYS:H	15	1.41
(1,1343)	1:B:24:THR:HG22	1:B:25:LYS:H	15	1.41
(1,1343)	1:B:24:THR:HG23	1:B:25:LYS:H	15	1.41
(1,1240)	1:A:220:LEU:H	1:A:220:LEU:HB2	11	1.41
(1,1229)	1:A:215:VAL:H	1:A:215:VAL:HG11	9	1.41
(1,1229)	1:A:215:VAL:H	1:A:215:VAL:HG12	9	1.41
(1,1229)	1:A:215:VAL:H	1:A:215:VAL:HG13	9	1.41
(1,1224)	1:A:213:CYS:H	1:A:213:CYS:HB2	6	1.41
(1,1199)	1:A:209:CYS:H	1:A:209:CYS:HB2	12	1.41
(1,1184)	1:A:207:ALA:H	1:A:207:ALA:HB1	7	1.41
(1,1184)	1:A:207:ALA:H	1:A:207:ALA:HB2	7	1.41
(1,1184)	1:A:207:ALA:H	1:A:207:ALA:HB3	7	1.41
(1,1149)	1:A:202:SER:H	1:A:202:SER:HB2	6	1.41
(1,1142)	1:A:201:SER:H	1:A:201:SER:HB2	12	1.41
(1,99)	1:A:24:THR:HG21	1:A:25:LYS:H	4	1.4
(1,99)	1:A:24:THR:HG22	1:A:25:LYS:H	4	1.4
(1,99)	1:A:24:THR:HG23	1:A:25:LYS:H	4	1.4
(1,807)	1:A:154:ILE:H	1:A:154:ILE:HG13	13	1.4
(1,759)	1:A:144:ARG:H	1:A:144:ARG:HB2	3	1.4
(1,298)	1:A:57:ARG:H	1:A:57:ARG:HB2	3	1.4
(1,2473)	1:B:215:VAL:H	1:B:215:VAL:HG11	11	1.4
(1,2473)	1:B:215:VAL:H	1:B:215:VAL:HG12	11	1.4
(1,2473)	1:B:215:VAL:H	1:B:215:VAL:HG13	11	1.4
(1,2443)	1:B:209:CYS:H	1:B:209:CYS:HB2	6	1.4
(1,2443)	1:B:209:CYS:H	1:B:209:CYS:HB2	13	1.4
(1,2443)	1:B:209:CYS:H	1:B:209:CYS:HB2	14	1.4
(1,2428)	1:B:207:ALA:H	1:B:207:ALA:HB1	3	1.4
(1,2428)	1:B:207:ALA:H	1:B:207:ALA:HB2	3	1.4
(1,2428)	1:B:207:ALA:H	1:B:207:ALA:HB3	3	1.4
(1,2428)	1:B:207:ALA:H	1:B:207:ALA:HB1	7	1.4
(1,2428)	1:B:207:ALA:H	1:B:207:ALA:HB2	7	1.4

*Continued on next page...*

*Continued from previous page...*

Key	Atom-1	Atom-2	Model ID	Violation (Å)
(1,2428)	1:B:207:ALA:H	1:B:207:ALA:HB3	7	1.4
(1,2329)	1:B:190:LYS:H	1:B:190:LYS:HD2	14	1.4
(1,2117)	1:B:161:ILE:H	1:B:161:ILE:HG12	2	1.4
(1,1449)	1:B:40:ASN:HB3	1:B:41:ILE:H	2	1.4
(1,1392)	1:B:33:GLN:H	1:B:32:LYS:HD2	12	1.4
(1,1229)	1:A:215:VAL:H	1:A:215:VAL:HG11	3	1.4
(1,1229)	1:A:215:VAL:H	1:A:215:VAL:HG12	3	1.4
(1,1229)	1:A:215:VAL:H	1:A:215:VAL:HG13	3	1.4
(1,1229)	1:A:215:VAL:H	1:A:215:VAL:HG11	10	1.4
(1,1229)	1:A:215:VAL:H	1:A:215:VAL:HG12	10	1.4
(1,1229)	1:A:215:VAL:H	1:A:215:VAL:HG13	10	1.4
(1,1229)	1:A:215:VAL:H	1:A:215:VAL:HG11	14	1.4
(1,1229)	1:A:215:VAL:H	1:A:215:VAL:HG12	14	1.4
(1,1229)	1:A:215:VAL:H	1:A:215:VAL:HG13	14	1.4
(1,1154)	1:A:203:ALA:H	1:A:203:ALA:HB1	4	1.4
(1,1154)	1:A:203:ALA:H	1:A:203:ALA:HB2	4	1.4
(1,1154)	1:A:203:ALA:H	1:A:203:ALA:HB3	4	1.4
(1,1149)	1:A:202:SER:H	1:A:202:SER:HB2	2	1.4
(1,1113)	1:A:27:LYS:HD2	1:A:28:GLU:H	7	1.4
(1,1116)	1:A:198:MET:H	1:A:198:MET:HE1	12	1.4
(1,1116)	1:A:198:MET:H	1:A:198:MET:HE2	12	1.4
(1,1116)	1:A:198:MET:H	1:A:198:MET:HE3	12	1.4
(1,1094)	1:A:192:SER:HB2	1:A:193:LYS:H	10	1.4
(1,1074)	1:A:188:LEU:HD21	1:A:196:LYS:HE2	6	1.4
(1,1074)	1:A:188:LEU:HD21	1:A:196:LYS:HE3	6	1.4
(1,1074)	1:A:188:LEU:HD22	1:A:196:LYS:HE2	6	1.4
(1,1074)	1:A:188:LEU:HD22	1:A:196:LYS:HE3	6	1.4
(1,1074)	1:A:188:LEU:HD23	1:A:196:LYS:HE2	6	1.4
(1,1074)	1:A:188:LEU:HD23	1:A:196:LYS:HE3	6	1.4
(1,1036)	1:A:185:THR:H	1:A:185:THR:HG1	10	1.4
(1,987)	1:A:180:GLY:H	1:A:179:ILE:HG13	15	1.39
(1,854)	1:A:159:TYR:H	1:A:157:LEU:HD11	13	1.39
(1,854)	1:A:159:TYR:H	1:A:157:LEU:HD12	13	1.39
(1,854)	1:A:159:TYR:H	1:A:157:LEU:HD13	13	1.39
(1,731)	1:A:136:THR:H	1:A:136:THR:HG21	14	1.39
(1,731)	1:A:136:THR:H	1:A:136:THR:HG22	14	1.39
(1,731)	1:A:136:THR:H	1:A:136:THR:HG23	14	1.39
(1,684)	1:A:124:ILE:H	1:A:124:ILE:HG13	9	1.39
(1,635)	1:A:117:MET:H	1:A:117:MET:HE1	12	1.39
(1,635)	1:A:117:MET:H	1:A:117:MET:HE2	12	1.39
(1,635)	1:A:117:MET:H	1:A:117:MET:HE3	12	1.39
(1,2552)	1:B:67:GLY:H	1:A:66:LYS:HA	1	1.39

*Continued on next page...*

*Continued from previous page...*

Key	Atom-1	Atom-2	Model ID	Violation (Å)
(1,2491)	2:C:3:SER:H	2:C:4:LEU:H	9	1.39
(1,2473)	1:B:215:VAL:H	1:B:215:VAL:HG11	1	1.39
(1,2473)	1:B:215:VAL:H	1:B:215:VAL:HG12	1	1.39
(1,2473)	1:B:215:VAL:H	1:B:215:VAL:HG13	1	1.39
(1,2443)	1:B:209:CYS:H	1:B:209:CYS:HB2	3	1.39
(1,2443)	1:B:209:CYS:H	1:B:209:CYS:HB2	11	1.39
(1,2428)	1:B:207:ALA:H	1:B:207:ALA:HB1	15	1.39
(1,2428)	1:B:207:ALA:H	1:B:207:ALA:HB2	15	1.39
(1,2428)	1:B:207:ALA:H	1:B:207:ALA:HB3	15	1.39
(1,2139)	1:B:164:SER:H	1:B:164:SER:HB2	10	1.39
(1,2051)	1:B:154:ILE:H	1:B:154:ILE:HG13	9	1.39
(1,1945)	1:B:132:LEU:H	1:B:132:LEU:HD11	1	1.39
(1,1945)	1:B:132:LEU:H	1:B:132:LEU:HD12	1	1.39
(1,1945)	1:B:132:LEU:H	1:B:132:LEU:HD13	1	1.39
(1,1928)	1:B:124:ILE:H	1:B:124:ILE:HG13	5	1.39
(1,1807)	1:B:107:LEU:HD11	1:B:166:ILE:HG21	1	1.39
(1,1807)	1:B:107:LEU:HD11	1:B:166:ILE:HG22	1	1.39
(1,1807)	1:B:107:LEU:HD11	1:B:166:ILE:HG23	1	1.39
(1,1807)	1:B:107:LEU:HD12	1:B:166:ILE:HG21	1	1.39
(1,1807)	1:B:107:LEU:HD12	1:B:166:ILE:HG22	1	1.39
(1,1807)	1:B:107:LEU:HD12	1:B:166:ILE:HG23	1	1.39
(1,1807)	1:B:107:LEU:HD13	1:B:166:ILE:HG21	1	1.39
(1,1807)	1:B:107:LEU:HD13	1:B:166:ILE:HG22	1	1.39
(1,1807)	1:B:107:LEU:HD13	1:B:166:ILE:HG23	1	1.39
(1,1658)	1:B:75:GLU:H	1:B:73:LEU:HD11	10	1.39
(1,1658)	1:B:75:GLU:H	1:B:73:LEU:HD12	10	1.39
(1,1658)	1:B:75:GLU:H	1:B:73:LEU:HD13	10	1.39
(1,1357)	1:B:27:LYS:HD2	1:B:28:GLU:H	6	1.39
(1,1322)	1:B:19:GLY:H	1:B:18:VAL:H	2	1.39
(1,1258)	1:B:6:GLY:H	1:B:7:ASP:H	7	1.39
(1,1136)	1:A:200:TYR:H	1:A:200:TYR:HB2	6	1.39
(1,109)	1:A:27:LYS:H	1:A:27:LYS:HD2	3	1.39
(1,109)	1:A:27:LYS:H	1:A:27:LYS:HD2	6	1.39
(1,1056)	1:A:187:ALA:HB1	1:A:198:MET:HE1	11	1.39
(1,1056)	1:A:187:ALA:HB1	1:A:198:MET:HE2	11	1.39
(1,1056)	1:A:187:ALA:HB1	1:A:198:MET:HE3	11	1.39
(1,1056)	1:A:187:ALA:HB2	1:A:198:MET:HE1	11	1.39
(1,1056)	1:A:187:ALA:HB2	1:A:198:MET:HE2	11	1.39
(1,1056)	1:A:187:ALA:HB2	1:A:198:MET:HE3	11	1.39
(1,1056)	1:A:187:ALA:HB3	1:A:198:MET:HE1	11	1.39
(1,1056)	1:A:187:ALA:HB3	1:A:198:MET:HE2	11	1.39
(1,1056)	1:A:187:ALA:HB3	1:A:198:MET:HE3	11	1.39

*Continued on next page...*

*Continued from previous page...*

Key	Atom-1	Atom-2	Model ID	Violation (Å)
(1,759)	1:A:144:ARG:H	1:A:144:ARG:HB2	4	1.38
(1,753)	1:A:141:ILE:H	1:A:141:ILE:HG12	9	1.38
(1,2473)	1:B:215:VAL:H	1:B:215:VAL:HG11	3	1.38
(1,2473)	1:B:215:VAL:H	1:B:215:VAL:HG12	3	1.38
(1,2473)	1:B:215:VAL:H	1:B:215:VAL:HG13	3	1.38
(1,2473)	1:B:215:VAL:H	1:B:215:VAL:HG11	5	1.38
(1,2473)	1:B:215:VAL:H	1:B:215:VAL:HG12	5	1.38
(1,2473)	1:B:215:VAL:H	1:B:215:VAL:HG13	5	1.38
(1,2443)	1:B:209:CYS:H	1:B:209:CYS:HB2	1	1.38
(1,2398)	1:B:203:ALA:H	1:B:203:ALA:HB1	12	1.38
(1,2398)	1:B:203:ALA:H	1:B:203:ALA:HB2	12	1.38
(1,2398)	1:B:203:ALA:H	1:B:203:ALA:HB3	12	1.38
(1,2393)	1:B:202:SER:H	1:B:202:SER:HB2	13	1.38
(1,2117)	1:B:161:ILE:H	1:B:161:ILE:HG12	13	1.38
(1,178)	1:A:37:PHE:H	1:A:35:LEU:HG	11	1.38
(1,1428)	1:B:37:PHE:H	1:B:37:PHE:HB2	10	1.38
(1,14)	1:A:6:GLY:H	1:A:7:ASP:H	5	1.38
(1,1392)	1:B:33:GLN:H	1:B:32:LYS:HD2	4	1.38
(1,1357)	1:B:27:LYS:HD2	1:B:28:GLU:H	2	1.38
(1,1229)	1:A:215:VAL:H	1:A:215:VAL:HG11	8	1.38
(1,1229)	1:A:215:VAL:H	1:A:215:VAL:HG12	8	1.38
(1,1229)	1:A:215:VAL:H	1:A:215:VAL:HG13	8	1.38
(1,1199)	1:A:209:CYS:H	1:A:209:CYS:HB2	6	1.38
(1,1116)	1:A:198:MET:H	1:A:198:MET:HE1	6	1.38
(1,1116)	1:A:198:MET:H	1:A:198:MET:HE2	6	1.38
(1,1116)	1:A:198:MET:H	1:A:198:MET:HE3	6	1.38
(1,888)	1:A:163:ASN:H	1:A:163:ASN:HB2	7	1.37
(1,2581)	1:B:116:GLY:H	1:A:185:THR:HB	8	1.37
(1,2577)	1:B:109:LEU:H	1:A:179:ILE:HG21	5	1.37
(1,2577)	1:B:109:LEU:H	1:A:179:ILE:HG22	5	1.37
(1,2577)	1:B:109:LEU:H	1:A:179:ILE:HG23	5	1.37
(1,2503)	2:C:17:THR:H	2:C:18:LEU:H	15	1.37
(1,2484)	1:B:220:LEU:H	1:B:220:LEU:HB2	4	1.37
(1,2398)	1:B:203:ALA:H	1:B:203:ALA:HB1	3	1.37
(1,2398)	1:B:203:ALA:H	1:B:203:ALA:HB2	3	1.37
(1,2398)	1:B:203:ALA:H	1:B:203:ALA:HB3	3	1.37
(1,2398)	1:B:203:ALA:H	1:B:203:ALA:HB1	4	1.37
(1,2398)	1:B:203:ALA:H	1:B:203:ALA:HB2	4	1.37
(1,2398)	1:B:203:ALA:H	1:B:203:ALA:HB3	4	1.37
(1,2393)	1:B:202:SER:H	1:B:202:SER:HB2	4	1.37
(1,2380)	1:B:200:TYR:H	1:B:200:TYR:HB2	2	1.37
(1,2380)	1:B:200:TYR:H	1:B:200:TYR:HB2	12	1.37

*Continued on next page...*



*Continued from previous page...*

Key	Atom-1	Atom-2	Model ID	Violation (Å)
(1,2231)	1:B:180:GLY:H	1:B:179:ILE:HG13	11	1.37
(1,2132)	1:B:163:ASN:H	1:B:163:ASN:HB2	6	1.37
(1,2117)	1:B:161:ILE:H	1:B:161:ILE:HG12	9	1.37
(1,205)	1:A:40:ASN:HB3	1:A:41:ILE:H	13	1.37
(1,1975)	1:B:136:THR:H	1:B:136:THR:HG21	5	1.37
(1,1975)	1:B:136:THR:H	1:B:136:THR:HG22	5	1.37
(1,1975)	1:B:136:THR:H	1:B:136:THR:HG23	5	1.37
(1,1873)	1:B:117:MET:HE1	1:B:115:SER:H	5	1.37
(1,1873)	1:B:117:MET:HE2	1:B:115:SER:H	5	1.37
(1,1873)	1:B:117:MET:HE3	1:B:115:SER:H	5	1.37
(1,1856)	1:B:114:PHE:HB2	1:B:115:SER:H	14	1.37
(1,1835)	1:B:111:ILE:H	1:B:111:ILE:HG12	13	1.37
(1,1542)	1:B:57:ARG:H	1:B:57:ARG:HB2	4	1.37
(1,141)	1:A:32:LYS:H	1:A:32:LYS:HD2	3	1.37
(1,1385)	1:B:32:LYS:H	1:B:32:LYS:HD2	8	1.37
(1,1357)	1:B:27:LYS:HD2	1:B:28:GLU:H	9	1.37
(1,1229)	1:A:215:VAL:H	1:A:215:VAL:HG11	2	1.37
(1,1229)	1:A:215:VAL:H	1:A:215:VAL:HG12	2	1.37
(1,1229)	1:A:215:VAL:H	1:A:215:VAL:HG13	2	1.37
(1,1154)	1:A:203:ALA:H	1:A:203:ALA:HB1	13	1.37
(1,1154)	1:A:203:ALA:H	1:A:203:ALA:HB2	13	1.37
(1,1154)	1:A:203:ALA:H	1:A:203:ALA:HB3	13	1.37
(1,1149)	1:A:202:SER:H	1:A:202:SER:HB2	7	1.37
(1,1142)	1:A:201:SER:H	1:A:201:SER:HB2	2	1.37
(1,1107)	1:A:196:LYS:H	1:A:196:LYS:HD2	5	1.37
(1,104)	1:A:25:LYS:H	1:A:25:LYS:HD3	7	1.37
(1,953)	1:A:175:THR:HG21	1:A:212:TRP:HE1	6	1.36
(1,953)	1:A:175:THR:HG22	1:A:212:TRP:HE1	6	1.36
(1,953)	1:A:175:THR:HG23	1:A:212:TRP:HE1	6	1.36
(1,950)	1:A:175:THR:H	1:A:175:THR:HG1	12	1.36
(1,873)	1:A:161:ILE:H	1:A:161:ILE:HG12	11	1.36
(1,2596)	2:C:21:SER:H	1:A:68:VAL:HG11	5	1.36
(1,2596)	2:C:21:SER:H	1:A:68:VAL:HG12	5	1.36
(1,2596)	2:C:21:SER:H	1:A:68:VAL:HG13	5	1.36
(1,2596)	2:C:21:SER:H	1:B:68:VAL:HG11	5	1.36
(1,2596)	2:C:21:SER:H	1:B:68:VAL:HG12	5	1.36
(1,2596)	2:C:21:SER:H	1:B:68:VAL:HG13	5	1.36
(1,2443)	1:B:209:CYS:H	1:B:209:CYS:HB2	9	1.36
(1,2398)	1:B:203:ALA:H	1:B:203:ALA:HB1	5	1.36
(1,2398)	1:B:203:ALA:H	1:B:203:ALA:HB2	5	1.36
(1,2398)	1:B:203:ALA:H	1:B:203:ALA:HB3	5	1.36
(1,2330)	1:B:190:LYS:HD2	1:B:191:SER:H	11	1.36

*Continued on next page...*



*Continued from previous page...*

Key	Atom-1	Atom-2	Model ID	Violation (Å)
(1,2196)	1:B:175:THR:HG21	1:B:176:ALA:H	11	1.36
(1,2196)	1:B:175:THR:HG22	1:B:176:ALA:H	11	1.36
(1,2196)	1:B:175:THR:HG23	1:B:176:ALA:H	11	1.36
(1,2132)	1:B:163:ASN:H	1:B:163:ASN:HB2	2	1.36
(1,2132)	1:B:163:ASN:H	1:B:163:ASN:HB2	10	1.36
(1,2003)	1:B:144:ARG:H	1:B:144:ARG:HB2	6	1.36
(1,184)	1:A:37:PHE:H	1:A:37:PHE:HB2	5	1.36
(1,184)	1:A:37:PHE:H	1:A:37:PHE:HB2	8	1.36
(1,1428)	1:B:37:PHE:H	1:B:37:PHE:HB2	12	1.36
(1,1319)	1:B:18:VAL:H	1:B:17:ALA:HB1	4	1.36
(1,1319)	1:B:18:VAL:H	1:B:17:ALA:HB2	4	1.36
(1,1319)	1:B:18:VAL:H	1:B:17:ALA:HB3	4	1.36
(1,1268)	1:B:8:LYS:H	1:B:8:LYS:HD2	8	1.36
(1,120)	1:A:29:LEU:H	1:A:29:LEU:HD11	2	1.36
(1,120)	1:A:29:LEU:H	1:A:29:LEU:HD12	2	1.36
(1,120)	1:A:29:LEU:H	1:A:29:LEU:HD13	2	1.36
(1,1154)	1:A:203:ALA:H	1:A:203:ALA:HB1	3	1.36
(1,1154)	1:A:203:ALA:H	1:A:203:ALA:HB2	3	1.36
(1,1154)	1:A:203:ALA:H	1:A:203:ALA:HB3	3	1.36
(1,1154)	1:A:203:ALA:H	1:A:203:ALA:HB1	10	1.36
(1,1154)	1:A:203:ALA:H	1:A:203:ALA:HB2	10	1.36
(1,1154)	1:A:203:ALA:H	1:A:203:ALA:HB3	10	1.36
(1,1154)	1:A:203:ALA:H	1:A:203:ALA:HB1	14	1.36
(1,1154)	1:A:203:ALA:H	1:A:203:ALA:HB2	14	1.36
(1,1154)	1:A:203:ALA:H	1:A:203:ALA:HB3	14	1.36
(1,1142)	1:A:201:SER:H	1:A:201:SER:HB2	6	1.36
(1,1118)	1:A:198:MET:H	1:A:198:MET:HB2	1	1.36
(1,75)	1:A:18:VAL:H	1:A:17:ALA:HB1	11	1.35
(1,75)	1:A:18:VAL:H	1:A:17:ALA:HB2	11	1.35
(1,75)	1:A:18:VAL:H	1:A:17:ALA:HB3	11	1.35
(1,279)	1:A:53:VAL:HG11	1:A:56:ALA:H	15	1.35
(1,279)	1:A:53:VAL:HG12	1:A:56:ALA:H	15	1.35
(1,279)	1:A:53:VAL:HG13	1:A:56:ALA:H	15	1.35
(1,2596)	2:C:21:SER:H	1:A:68:VAL:HG11	6	1.35
(1,2596)	2:C:21:SER:H	1:A:68:VAL:HG12	6	1.35
(1,2596)	2:C:21:SER:H	1:A:68:VAL:HG13	6	1.35
(1,2596)	2:C:21:SER:H	1:B:68:VAL:HG11	6	1.35
(1,2596)	2:C:21:SER:H	1:B:68:VAL:HG12	6	1.35
(1,2596)	2:C:21:SER:H	1:B:68:VAL:HG13	6	1.35
(1,2503)	2:C:17:THR:H	2:C:18:LEU:H	4	1.35
(1,2503)	2:C:17:THR:H	2:C:18:LEU:H	14	1.35
(1,2468)	1:B:213:CYS:H	1:B:213:CYS:HB2	7	1.35

*Continued on next page...*

*Continued from previous page...*

Key	Atom-1	Atom-2	Model ID	Violation (Å)
(1,2468)	1:B:213:CYS:H	1:B:213:CYS:HB2	8	1.35
(1,2428)	1:B:207:ALA:H	1:B:207:ALA:HB1	8	1.35
(1,2428)	1:B:207:ALA:H	1:B:207:ALA:HB2	8	1.35
(1,2428)	1:B:207:ALA:H	1:B:207:ALA:HB3	8	1.35
(1,2428)	1:B:207:ALA:H	1:B:207:ALA:HB1	14	1.35
(1,2428)	1:B:207:ALA:H	1:B:207:ALA:HB2	14	1.35
(1,2428)	1:B:207:ALA:H	1:B:207:ALA:HB3	14	1.35
(1,2398)	1:B:203:ALA:H	1:B:203:ALA:HB1	1	1.35
(1,2398)	1:B:203:ALA:H	1:B:203:ALA:HB2	1	1.35
(1,2398)	1:B:203:ALA:H	1:B:203:ALA:HB3	1	1.35
(1,2398)	1:B:203:ALA:H	1:B:203:ALA:HB1	13	1.35
(1,2398)	1:B:203:ALA:H	1:B:203:ALA:HB2	13	1.35
(1,2398)	1:B:203:ALA:H	1:B:203:ALA:HB3	13	1.35
(1,2380)	1:B:200:TYR:H	1:B:200:TYR:HB2	5	1.35
(1,2380)	1:B:200:TYR:H	1:B:200:TYR:HB2	11	1.35
(1,2189)	1:B:173:HIS:H	1:B:173:HIS:HB2	11	1.35
(1,2139)	1:B:164:SER:H	1:B:164:SER:HB2	4	1.35
(1,2132)	1:B:163:ASN:H	1:B:163:ASN:HB2	4	1.35
(1,2132)	1:B:163:ASN:H	1:B:163:ASN:HB2	12	1.35
(1,205)	1:A:40:ASN:HB3	1:A:41:ILE:H	10	1.35
(1,2003)	1:B:144:ARG:H	1:B:144:ARG:HB2	12	1.35
(1,1975)	1:B:136:THR:H	1:B:136:THR:HG21	9	1.35
(1,1975)	1:B:136:THR:H	1:B:136:THR:HG22	9	1.35
(1,1975)	1:B:136:THR:H	1:B:136:THR:HG23	9	1.35
(1,1928)	1:B:124:ILE:H	1:B:124:ILE:HG13	7	1.35
(1,141)	1:A:32:LYS:H	1:A:32:LYS:HD2	4	1.35
(1,141)	1:A:32:LYS:H	1:A:32:LYS:HD2	7	1.35
(1,14)	1:A:6:GLY:H	1:A:7:ASP:H	1	1.35
(1,1392)	1:B:33:GLN:H	1:B:32:LYS:HD2	14	1.35
(1,1154)	1:A:203:ALA:H	1:A:203:ALA:HB1	9	1.35
(1,1154)	1:A:203:ALA:H	1:A:203:ALA:HB2	9	1.35
(1,1154)	1:A:203:ALA:H	1:A:203:ALA:HB3	9	1.35
(1,1136)	1:A:200:TYR:H	1:A:200:TYR:HB2	12	1.35
(1,1120)	1:A:198:MET:HE1	1:A:190:LYS:HE2	7	1.35
(1,1120)	1:A:198:MET:HE1	1:A:190:LYS:HE3	7	1.35
(1,1120)	1:A:198:MET:HE2	1:A:190:LYS:HE2	7	1.35
(1,1120)	1:A:198:MET:HE2	1:A:190:LYS:HE3	7	1.35
(1,1120)	1:A:198:MET:HE3	1:A:190:LYS:HE2	7	1.35
(1,1120)	1:A:198:MET:HE3	1:A:190:LYS:HE3	7	1.35
(1,1082)	1:A:190:LYS:H	1:A:190:LYS:HE2	12	1.35
(1,1073)	1:A:188:LEU:HD21	1:A:196:LYS:HG2	3	1.35
(1,1073)	1:A:188:LEU:HD21	1:A:196:LYS:HG3	3	1.35

*Continued on next page...*

*Continued from previous page...*

Key	Atom-1	Atom-2	Model ID	Violation (Å)
(1,1073)	1:A:188:LEU:HD22	1:A:196:LYS:HG2	3	1.35
(1,1073)	1:A:188:LEU:HD22	1:A:196:LYS:HG3	3	1.35
(1,1073)	1:A:188:LEU:HD23	1:A:196:LYS:HG2	3	1.35
(1,1073)	1:A:188:LEU:HD23	1:A:196:LYS:HG3	3	1.35
(1,1036)	1:A:185:THR:H	1:A:185:THR:HG1	13	1.35
(1,99)	1:A:24:THR:HG21	1:A:25:LYS:H	9	1.34
(1,99)	1:A:24:THR:HG22	1:A:25:LYS:H	9	1.34
(1,99)	1:A:24:THR:HG23	1:A:25:LYS:H	9	1.34
(1,942)	1:A:173:HIS:H	1:A:172:LYS:HD2	12	1.34
(1,895)	1:A:164:SER:H	1:A:164:SER:HB2	10	1.34
(1,84)	1:A:21:GLN:H	1:A:21:GLN:HG2	7	1.34
(1,630)	1:A:117:MET:HE1	1:A:116:GLY:H	5	1.34
(1,630)	1:A:117:MET:HE2	1:A:116:GLY:H	5	1.34
(1,630)	1:A:117:MET:HE3	1:A:116:GLY:H	5	1.34
(1,298)	1:A:57:ARG:H	1:A:57:ARG:HB2	4	1.34
(1,2615)	2:C:9:ARG:HE	1:A:76:GLU:H	14	1.34
(1,2615)	2:C:9:ARG:HE	1:B:76:GLU:H	14	1.34
(1,2473)	1:B:215:VAL:H	1:B:215:VAL:HG11	2	1.34
(1,2473)	1:B:215:VAL:H	1:B:215:VAL:HG12	2	1.34
(1,2473)	1:B:215:VAL:H	1:B:215:VAL:HG13	2	1.34
(1,2443)	1:B:209:CYS:H	1:B:209:CYS:HB2	10	1.34
(1,2132)	1:B:163:ASN:H	1:B:163:ASN:HB2	9	1.34
(1,1959)	1:B:134:LEU:H	1:B:134:LEU:HD11	11	1.34
(1,1959)	1:B:134:LEU:H	1:B:134:LEU:HD12	11	1.34
(1,1959)	1:B:134:LEU:H	1:B:134:LEU:HD13	11	1.34
(1,1356)	1:B:27:LYS:HG2	1:B:28:GLU:H	8	1.34
(1,1275)	1:B:9:THR:H	1:B:9:THR:HG21	5	1.34
(1,1275)	1:B:9:THR:H	1:B:9:THR:HG22	5	1.34
(1,1275)	1:B:9:THR:H	1:B:9:THR:HG23	5	1.34
(1,1240)	1:A:220:LEU:H	1:A:220:LEU:HB2	5	1.34
(1,1228)	1:A:215:VAL:H	1:A:215:VAL:HB	12	1.34
(1,1184)	1:A:207:ALA:H	1:A:207:ALA:HB1	9	1.34
(1,1184)	1:A:207:ALA:H	1:A:207:ALA:HB2	9	1.34
(1,1184)	1:A:207:ALA:H	1:A:207:ALA:HB3	9	1.34
(1,1167)	1:A:204:MET:HE1	1:A:157:LEU:HG	10	1.34
(1,1167)	1:A:204:MET:HE2	1:A:157:LEU:HG	10	1.34
(1,1167)	1:A:204:MET:HE3	1:A:157:LEU:HG	10	1.34
(1,1149)	1:A:202:SER:H	1:A:202:SER:HB2	15	1.34
(1,942)	1:A:173:HIS:H	1:A:172:LYS:HD2	10	1.33
(1,888)	1:A:163:ASN:H	1:A:163:ASN:HB2	13	1.33
(1,817)	1:A:155:LEU:H	1:A:155:LEU:HD11	12	1.33
(1,817)	1:A:155:LEU:H	1:A:155:LEU:HD12	12	1.33

*Continued on next page...*

*Continued from previous page...*

Key	Atom-1	Atom-2	Model ID	Violation (Å)
(1,817)	1:A:155:LEU:H	1:A:155:LEU:HD13	12	1.33
(1,2443)	1:B:209:CYS:H	1:B:209:CYS:HB2	5	1.33
(1,2364)	1:B:198:MET:HE1	1:B:190:LYS:HE2	9	1.33
(1,2364)	1:B:198:MET:HE1	1:B:190:LYS:HE3	9	1.33
(1,2364)	1:B:198:MET:HE2	1:B:190:LYS:HE2	9	1.33
(1,2364)	1:B:198:MET:HE2	1:B:190:LYS:HE3	9	1.33
(1,2364)	1:B:198:MET:HE3	1:B:190:LYS:HE2	9	1.33
(1,2364)	1:B:198:MET:HE3	1:B:190:LYS:HE3	9	1.33
(1,2359)	1:B:198:MET:H	1:B:198:MET:HG2	1	1.33
(1,1895)	1:B:118:MET:HE1	1:B:159:TYR:HB2	8	1.33
(1,1895)	1:B:118:MET:HE1	1:B:159:TYR:HB3	8	1.33
(1,1895)	1:B:118:MET:HE2	1:B:159:TYR:HB2	8	1.33
(1,1895)	1:B:118:MET:HE2	1:B:159:TYR:HB3	8	1.33
(1,1895)	1:B:118:MET:HE3	1:B:159:TYR:HB2	8	1.33
(1,1895)	1:B:118:MET:HE3	1:B:159:TYR:HB3	8	1.33
(1,14)	1:A:6:GLY:H	1:A:7:ASP:H	15	1.33
(1,1240)	1:A:220:LEU:H	1:A:220:LEU:HB2	13	1.33
(1,1229)	1:A:215:VAL:H	1:A:215:VAL:HG11	6	1.33
(1,1229)	1:A:215:VAL:H	1:A:215:VAL:HG12	6	1.33
(1,1229)	1:A:215:VAL:H	1:A:215:VAL:HG13	6	1.33
(1,1224)	1:A:213:CYS:H	1:A:213:CYS:HB2	5	1.33
(1,1224)	1:A:213:CYS:H	1:A:213:CYS:HB2	12	1.33
(1,1167)	1:A:204:MET:HE1	1:A:157:LEU:HG	8	1.33
(1,1167)	1:A:204:MET:HE2	1:A:157:LEU:HG	8	1.33
(1,1167)	1:A:204:MET:HE3	1:A:157:LEU:HG	8	1.33
(1,1149)	1:A:202:SER:H	1:A:202:SER:HB2	11	1.33
(1,109)	1:A:27:LYS:H	1:A:27:LYS:HD2	11	1.33
(1,298)	1:A:57:ARG:H	1:A:57:ARG:HB2	9	1.32
(1,2472)	1:B:215:VAL:H	1:B:215:VAL:HB	7	1.32
(1,2393)	1:B:202:SER:H	1:B:202:SER:HB2	2	1.32
(1,2386)	1:B:201:SER:H	1:B:201:SER:HB2	5	1.32
(1,2098)	1:B:159:TYR:H	1:B:157:LEU:HD11	2	1.32
(1,2098)	1:B:159:TYR:H	1:B:157:LEU:HD12	2	1.32
(1,2098)	1:B:159:TYR:H	1:B:157:LEU:HD13	2	1.32
(1,1542)	1:B:57:ARG:H	1:B:57:ARG:HB2	9	1.32
(1,141)	1:A:32:LYS:H	1:A:32:LYS:HD2	14	1.32
(1,1385)	1:B:32:LYS:H	1:B:32:LYS:HD2	10	1.32
(1,1229)	1:A:215:VAL:H	1:A:215:VAL:HG11	13	1.32
(1,1229)	1:A:215:VAL:H	1:A:215:VAL:HG12	13	1.32
(1,1229)	1:A:215:VAL:H	1:A:215:VAL:HG13	13	1.32
(1,1136)	1:A:200:TYR:H	1:A:200:TYR:HB2	13	1.32
(1,75)	1:A:18:VAL:H	1:A:17:ALA:HB1	2	1.31

*Continued on next page...*

*Continued from previous page...*

Key	Atom-1	Atom-2	Model ID	Violation (Å)
(1,75)	1:A:18:VAL:H	1:A:17:ALA:HB2	2	1.31
(1,75)	1:A:18:VAL:H	1:A:17:ALA:HB3	2	1.31
(1,595)	1:A:111:ILE:HD11	1:A:163:ASN:HD21	10	1.31
(1,595)	1:A:111:ILE:HD11	1:A:163:ASN:HD22	10	1.31
(1,595)	1:A:111:ILE:HD12	1:A:163:ASN:HD21	10	1.31
(1,595)	1:A:111:ILE:HD12	1:A:163:ASN:HD22	10	1.31
(1,595)	1:A:111:ILE:HD13	1:A:163:ASN:HD21	10	1.31
(1,595)	1:A:111:ILE:HD13	1:A:163:ASN:HD22	10	1.31
(1,520)	1:A:99:TYR:H	1:A:99:TYR:HB2	11	1.31
(1,2484)	1:B:220:LEU:H	1:B:220:LEU:HB2	1	1.31
(1,2380)	1:B:200:TYR:H	1:B:200:TYR:HB2	7	1.31
(1,205)	1:A:40:ASN:HB3	1:A:41:ILE:H	2	1.31
(1,2003)	1:B:144:ARG:H	1:B:144:ARG:HB2	2	1.31
(1,184)	1:A:37:PHE:H	1:A:37:PHE:HB2	2	1.31
(1,1229)	1:A:215:VAL:H	1:A:215:VAL:HG11	11	1.31
(1,1229)	1:A:215:VAL:H	1:A:215:VAL:HG12	11	1.31
(1,1229)	1:A:215:VAL:H	1:A:215:VAL:HG13	11	1.31
(1,1213)	1:A:211:VAL:HG21	1:A:173:HIS:HD1	7	1.31
(1,1213)	1:A:211:VAL:HG21	1:A:173:HIS:HD2	7	1.31
(1,1213)	1:A:211:VAL:HG22	1:A:173:HIS:HD1	7	1.31
(1,1213)	1:A:211:VAL:HG22	1:A:173:HIS:HD2	7	1.31
(1,1213)	1:A:211:VAL:HG23	1:A:173:HIS:HD1	7	1.31
(1,1213)	1:A:211:VAL:HG23	1:A:173:HIS:HD2	7	1.31
(1,1136)	1:A:200:TYR:H	1:A:200:TYR:HB2	4	1.31
(1,1115)	1:A:198:MET:H	1:A:198:MET:HG2	3	1.31
(1,1089)	1:A:191:SER:H	1:A:191:SER:HB3	5	1.31
(1,1074)	1:A:188:LEU:HD21	1:A:196:LYS:HE2	13	1.31
(1,1074)	1:A:188:LEU:HD21	1:A:196:LYS:HE3	13	1.31
(1,1074)	1:A:188:LEU:HD22	1:A:196:LYS:HE2	13	1.31
(1,1074)	1:A:188:LEU:HD22	1:A:196:LYS:HE3	13	1.31
(1,1074)	1:A:188:LEU:HD23	1:A:196:LYS:HE2	13	1.31
(1,1074)	1:A:188:LEU:HD23	1:A:196:LYS:HE3	13	1.31
(1,945)	1:A:173:HIS:H	1:A:173:HIS:HB2	3	1.3
(1,945)	1:A:173:HIS:H	1:A:173:HIS:HB2	9	1.3
(1,298)	1:A:57:ARG:H	1:A:57:ARG:HB2	12	1.3
(1,2386)	1:B:201:SER:H	1:B:201:SER:HB2	9	1.3
(1,2386)	1:B:201:SER:H	1:B:201:SER:HB2	15	1.3
(1,2300)	1:B:187:ALA:HB1	1:B:198:MET:HE1	4	1.3
(1,2300)	1:B:187:ALA:HB1	1:B:198:MET:HE2	4	1.3
(1,2300)	1:B:187:ALA:HB1	1:B:198:MET:HE3	4	1.3
(1,2300)	1:B:187:ALA:HB2	1:B:198:MET:HE1	4	1.3
(1,2300)	1:B:187:ALA:HB2	1:B:198:MET:HE2	4	1.3

*Continued on next page...*

*Continued from previous page...*

Key	Atom-1	Atom-2	Model ID	Violation (Å)
(1,2300)	1:B:187:ALA:HB2	1:B:198:MET:HE3	4	1.3
(1,2300)	1:B:187:ALA:HB3	1:B:198:MET:HE1	4	1.3
(1,2300)	1:B:187:ALA:HB3	1:B:198:MET:HE2	4	1.3
(1,2300)	1:B:187:ALA:HB3	1:B:198:MET:HE3	4	1.3
(1,2189)	1:B:173:HIS:H	1:B:173:HIS:HB2	4	1.3
(1,2086)	1:B:157:LEU:HD11	1:B:204:MET:HE1	2	1.3
(1,2086)	1:B:157:LEU:HD11	1:B:204:MET:HE2	2	1.3
(1,2086)	1:B:157:LEU:HD11	1:B:204:MET:HE3	2	1.3
(1,2086)	1:B:157:LEU:HD12	1:B:204:MET:HE1	2	1.3
(1,2086)	1:B:157:LEU:HD12	1:B:204:MET:HE2	2	1.3
(1,2086)	1:B:157:LEU:HD12	1:B:204:MET:HE3	2	1.3
(1,2086)	1:B:157:LEU:HD13	1:B:204:MET:HE1	2	1.3
(1,2086)	1:B:157:LEU:HD13	1:B:204:MET:HE2	2	1.3
(1,2086)	1:B:157:LEU:HD13	1:B:204:MET:HE3	2	1.3
(1,2086)	1:B:157:LEU:HD21	1:B:204:MET:HE1	2	1.3
(1,2086)	1:B:157:LEU:HD21	1:B:204:MET:HE2	2	1.3
(1,2086)	1:B:157:LEU:HD21	1:B:204:MET:HE3	2	1.3
(1,2086)	1:B:157:LEU:HD22	1:B:204:MET:HE1	2	1.3
(1,2086)	1:B:157:LEU:HD22	1:B:204:MET:HE2	2	1.3
(1,2086)	1:B:157:LEU:HD22	1:B:204:MET:HE3	2	1.3
(1,2086)	1:B:157:LEU:HD23	1:B:204:MET:HE1	2	1.3
(1,2086)	1:B:157:LEU:HD23	1:B:204:MET:HE2	2	1.3
(1,2086)	1:B:157:LEU:HD23	1:B:204:MET:HE3	2	1.3
(1,1890)	1:B:118:MET:HE1	1:B:156:ALA:H	3	1.3
(1,1890)	1:B:118:MET:HE2	1:B:156:ALA:H	3	1.3
(1,1890)	1:B:118:MET:HE3	1:B:156:ALA:H	3	1.3
(1,184)	1:A:37:PHE:H	1:A:37:PHE:HB2	4	1.3
(1,14)	1:A:6:GLY:H	1:A:7:ASP:H	8	1.3
(1,1392)	1:B:33:GLN:H	1:B:32:LYS:HD2	1	1.3
(1,1345)	1:B:25:LYS:H	1:B:25:LYS:HG2	14	1.3
(1,1136)	1:A:200:TYR:H	1:A:200:TYR:HB2	2	1.3
(1,1118)	1:A:198:MET:H	1:A:198:MET:HB2	6	1.3
(1,109)	1:A:27:LYS:H	1:A:27:LYS:HD2	2	1.3
(1,86)	1:A:21:GLN:HB3	1:A:22:ASP:H	2	1.29
(1,854)	1:A:159:TYR:H	1:A:157:LEU:HD11	8	1.29
(1,854)	1:A:159:TYR:H	1:A:157:LEU:HD12	8	1.29
(1,854)	1:A:159:TYR:H	1:A:157:LEU:HD13	8	1.29
(1,694)	1:A:130:GLY:H	1:A:129:PRO:HA	6	1.29
(1,629)	1:A:117:MET:HE1	1:A:115:SER:H	1	1.29
(1,629)	1:A:117:MET:HE2	1:A:115:SER:H	1	1.29
(1,629)	1:A:117:MET:HE3	1:A:115:SER:H	1	1.29
(1,520)	1:A:99:TYR:H	1:A:99:TYR:HB2	6	1.29

*Continued on next page...*



*Continued from previous page...*

Key	Atom-1	Atom-2	Model ID	Violation (Å)
(1,2533)	1:A:88:ILE:HD11	1:B:172:LYS:HD2	5	1.29
(1,2533)	1:A:88:ILE:HD11	1:B:172:LYS:HD3	5	1.29
(1,2533)	1:A:88:ILE:HD12	1:B:172:LYS:HD2	5	1.29
(1,2533)	1:A:88:ILE:HD12	1:B:172:LYS:HD3	5	1.29
(1,2533)	1:A:88:ILE:HD13	1:B:172:LYS:HD2	5	1.29
(1,2533)	1:A:88:ILE:HD13	1:B:172:LYS:HD3	5	1.29
(1,2098)	1:B:159:TYR:H	1:B:157:LEU:HD11	7	1.29
(1,2098)	1:B:159:TYR:H	1:B:157:LEU:HD12	7	1.29
(1,2098)	1:B:159:TYR:H	1:B:157:LEU:HD13	7	1.29
(1,1938)	1:B:130:GLY:H	1:B:129:PRO:HA	7	1.29
(1,1355)	1:B:27:LYS:H	1:B:27:LYS:HE2	11	1.29
(1,1240)	1:A:220:LEU:H	1:A:220:LEU:HB2	6	1.29
(1,1116)	1:A:198:MET:H	1:A:198:MET:HE1	4	1.29
(1,1116)	1:A:198:MET:H	1:A:198:MET:HE2	4	1.29
(1,1116)	1:A:198:MET:H	1:A:198:MET:HE3	4	1.29
(1,1085)	1:A:190:LYS:H	1:A:190:LYS:HD2	14	1.29
(1,945)	1:A:173:HIS:H	1:A:173:HIS:HB2	5	1.28
(1,942)	1:A:173:HIS:H	1:A:172:LYS:HD2	15	1.28
(1,756)	1:A:142:THR:H	1:A:142:THR:HG21	13	1.28
(1,756)	1:A:142:THR:H	1:A:142:THR:HG22	13	1.28
(1,756)	1:A:142:THR:H	1:A:142:THR:HG23	13	1.28
(1,694)	1:A:130:GLY:H	1:A:129:PRO:HA	1	1.28
(1,694)	1:A:130:GLY:H	1:A:129:PRO:HA	9	1.28
(1,694)	1:A:130:GLY:H	1:A:129:PRO:HA	10	1.28
(1,694)	1:A:130:GLY:H	1:A:129:PRO:HA	14	1.28
(1,694)	1:A:130:GLY:H	1:A:129:PRO:HA	15	1.28
(1,2604)	2:C:7:SER:H	1:A:76:GLU:HG2	4	1.28
(1,2604)	2:C:7:SER:H	1:A:76:GLU:HG3	4	1.28
(1,2604)	2:C:7:SER:H	1:B:76:GLU:HG2	4	1.28
(1,2604)	2:C:7:SER:H	1:B:76:GLU:HG3	4	1.28
(1,2597)	2:C:21:SER:H	1:A:68:VAL:HB	3	1.28
(1,2597)	2:C:21:SER:H	1:B:68:VAL:HB	3	1.28
(1,2592)	2:C:24:LEU:H	1:A:65:ASP:HB2	1	1.28
(1,2592)	2:C:24:LEU:H	1:A:65:ASP:HB3	1	1.28
(1,2592)	2:C:24:LEU:H	1:B:65:ASP:HB2	1	1.28
(1,2592)	2:C:24:LEU:H	1:B:65:ASP:HB3	1	1.28
(1,2581)	1:B:116:GLY:H	1:A:185:THR:HB	3	1.28
(1,2552)	1:B:67:GLY:H	1:A:66:LYS:HA	4	1.28
(1,24)	1:A:8:LYS:H	1:A:8:LYS:HD2	2	1.28
(1,2386)	1:B:201:SER:H	1:B:201:SER:HB2	13	1.28
(1,2139)	1:B:164:SER:H	1:B:164:SER:HB2	9	1.28
(1,1938)	1:B:130:GLY:H	1:B:129:PRO:HA	8	1.28

*Continued on next page...*



*Continued from previous page...*

Key	Atom-1	Atom-2	Model ID	Violation (Å)
(1,1938)	1:B:130:GLY:H	1:B:129:PRO:HA	10	1.28
(1,1879)	1:B:117:MET:H	1:B:117:MET:HE1	2	1.28
(1,1879)	1:B:117:MET:H	1:B:117:MET:HE2	2	1.28
(1,1879)	1:B:117:MET:H	1:B:117:MET:HE3	2	1.28
(1,1842)	1:B:111:ILE:HG21	1:B:159:TYR:HE1	1	1.28
(1,1842)	1:B:111:ILE:HG21	1:B:159:TYR:HE2	1	1.28
(1,1842)	1:B:111:ILE:HG22	1:B:159:TYR:HE1	1	1.28
(1,1842)	1:B:111:ILE:HG22	1:B:159:TYR:HE2	1	1.28
(1,1842)	1:B:111:ILE:HG23	1:B:159:TYR:HE1	1	1.28
(1,1842)	1:B:111:ILE:HG23	1:B:159:TYR:HE2	1	1.28
(1,1839)	1:B:111:ILE:HD11	1:B:163:ASN:HD21	9	1.28
(1,1839)	1:B:111:ILE:HD11	1:B:163:ASN:HD22	9	1.28
(1,1839)	1:B:111:ILE:HD12	1:B:163:ASN:HD21	9	1.28
(1,1839)	1:B:111:ILE:HD12	1:B:163:ASN:HD22	9	1.28
(1,1839)	1:B:111:ILE:HD13	1:B:163:ASN:HD21	9	1.28
(1,1839)	1:B:111:ILE:HD13	1:B:163:ASN:HD22	9	1.28
(1,1385)	1:B:32:LYS:H	1:B:32:LYS:HD2	6	1.28
(1,1258)	1:B:6:GLY:H	1:B:7:ASP:H	14	1.28
(1,104)	1:A:25:LYS:H	1:A:25:LYS:HD3	5	1.28
(1,945)	1:A:173:HIS:H	1:A:173:HIS:HB2	2	1.27
(1,945)	1:A:173:HIS:H	1:A:173:HIS:HB2	8	1.27
(1,945)	1:A:173:HIS:H	1:A:173:HIS:HB2	11	1.27
(1,86)	1:A:21:GLN:HB3	1:A:22:ASP:H	3	1.27
(1,854)	1:A:159:TYR:H	1:A:157:LEU:HD11	7	1.27
(1,854)	1:A:159:TYR:H	1:A:157:LEU:HD12	7	1.27
(1,854)	1:A:159:TYR:H	1:A:157:LEU:HD13	7	1.27
(1,694)	1:A:130:GLY:H	1:A:129:PRO:HA	3	1.27
(1,694)	1:A:130:GLY:H	1:A:129:PRO:HA	5	1.27
(1,694)	1:A:130:GLY:H	1:A:129:PRO:HA	8	1.27
(1,541)	1:A:104:VAL:HG11	1:A:170:ARG:HD2	11	1.27
(1,541)	1:A:104:VAL:HG11	1:A:170:ARG:HD3	11	1.27
(1,541)	1:A:104:VAL:HG12	1:A:170:ARG:HD2	11	1.27
(1,541)	1:A:104:VAL:HG12	1:A:170:ARG:HD3	11	1.27
(1,541)	1:A:104:VAL:HG13	1:A:170:ARG:HD2	11	1.27
(1,541)	1:A:104:VAL:HG13	1:A:170:ARG:HD3	11	1.27
(1,538)	1:A:104:VAL:HG21	1:A:170:ARG:HD2	8	1.27
(1,538)	1:A:104:VAL:HG21	1:A:170:ARG:HD3	8	1.27
(1,538)	1:A:104:VAL:HG22	1:A:170:ARG:HD2	8	1.27
(1,538)	1:A:104:VAL:HG22	1:A:170:ARG:HD3	8	1.27
(1,538)	1:A:104:VAL:HG23	1:A:170:ARG:HD2	8	1.27
(1,538)	1:A:104:VAL:HG23	1:A:170:ARG:HD3	8	1.27
(1,2615)	2:C:9:ARG:HE	1:A:76:GLU:H	13	1.27

*Continued on next page...*

*Continued from previous page...*

Key	Atom-1	Atom-2	Model ID	Violation (Å)
(1,2615)	2:C:9:ARG:HE	1:B:76:GLU:H	13	1.27
(1,2594)	2:C:23:TYR:H	1:A:69:GLU:HA	7	1.27
(1,2594)	2:C:23:TYR:H	1:B:69:GLU:HA	7	1.27
(1,2552)	1:B:67:GLY:H	1:A:66:LYS:HA	7	1.27
(1,2499)	2:C:11:PHE:H	2:C:12:LYS:H	7	1.27
(1,2497)	2:C:9:ARG:H	2:C:10:PHE:H	4	1.27
(1,2490)	2:C:2:LEU:H	2:C:3:SER:H	12	1.27
(1,2380)	1:B:200:TYR:H	1:B:200:TYR:HB2	15	1.27
(1,2362)	1:B:198:MET:H	1:B:198:MET:HB2	7	1.27
(1,2359)	1:B:198:MET:H	1:B:198:MET:HG2	10	1.27
(1,2189)	1:B:173:HIS:H	1:B:173:HIS:HB2	8	1.27
(1,2003)	1:B:144:ARG:H	1:B:144:ARG:HB2	10	1.27
(1,1938)	1:B:130:GLY:H	1:B:129:PRO:HA	2	1.27
(1,1938)	1:B:130:GLY:H	1:B:129:PRO:HA	5	1.27
(1,185)	1:A:37:PHE:H	1:A:37:PHE:HD1	7	1.27
(1,185)	1:A:37:PHE:H	1:A:37:PHE:HD2	7	1.27
(1,1764)	1:B:99:TYR:H	1:B:99:TYR:HB2	10	1.27
(1,1764)	1:B:99:TYR:H	1:B:99:TYR:HB2	14	1.27
(1,1449)	1:B:40:ASN:HB3	1:B:41:ILE:H	1	1.27
(1,1444)	1:B:40:ASN:H	1:B:39:PRO:HG2	9	1.27
(1,1428)	1:B:37:PHE:H	1:B:37:PHE:HB2	1	1.27
(1,14)	1:A:6:GLY:H	1:A:7:ASP:H	6	1.27
(1,1330)	1:B:21:GLN:HB3	1:B:22:ASP:H	9	1.27
(1,1149)	1:A:202:SER:H	1:A:202:SER:HB2	14	1.27
(1,945)	1:A:173:HIS:H	1:A:173:HIS:HB2	15	1.26
(1,817)	1:A:155:LEU:H	1:A:155:LEU:HD11	14	1.26
(1,817)	1:A:155:LEU:H	1:A:155:LEU:HD12	14	1.26
(1,817)	1:A:155:LEU:H	1:A:155:LEU:HD13	14	1.26
(1,694)	1:A:130:GLY:H	1:A:129:PRO:HA	7	1.26
(1,537)	1:A:104:VAL:HG21	1:A:170:ARG:HG2	3	1.26
(1,537)	1:A:104:VAL:HG21	1:A:170:ARG:HG3	3	1.26
(1,537)	1:A:104:VAL:HG22	1:A:170:ARG:HG2	3	1.26
(1,537)	1:A:104:VAL:HG22	1:A:170:ARG:HG3	3	1.26
(1,537)	1:A:104:VAL:HG23	1:A:170:ARG:HG2	3	1.26
(1,537)	1:A:104:VAL:HG23	1:A:170:ARG:HG3	3	1.26
(1,2610)	2:C:25:LEU:HG	1:A:66:LYS:H	13	1.26
(1,2610)	2:C:25:LEU:HG	1:B:66:LYS:H	13	1.26
(1,2601)	2:C:16:ARG:H	1:A:77:GLN:HE21	14	1.26
(1,2601)	2:C:16:ARG:H	1:A:77:GLN:HE22	14	1.26
(1,2601)	2:C:16:ARG:H	1:B:77:GLN:HE21	14	1.26
(1,2601)	2:C:16:ARG:H	1:B:77:GLN:HE22	14	1.26
(1,2591)	2:C:25:LEU:H	1:A:65:ASP:HB2	12	1.26

*Continued on next page...*

*Continued from previous page...*

Key	Atom-1	Atom-2	Model ID	Violation (Å)
(1,2591)	2:C:25:LEU:H	1:A:65:ASP:HB3	12	1.26
(1,2591)	2:C:25:LEU:H	1:B:65:ASP:HB2	12	1.26
(1,2591)	2:C:25:LEU:H	1:B:65:ASP:HB3	12	1.26
(1,2581)	1:B:116:GLY:H	1:A:185:THR:HB	6	1.26
(1,2484)	1:B:220:LEU:H	1:B:220:LEU:HB2	7	1.26
(1,2472)	1:B:215:VAL:H	1:B:215:VAL:HB	6	1.26
(1,2443)	1:B:209:CYS:H	1:B:209:CYS:HB2	4	1.26
(1,2175)	1:B:170:ARG:H	1:B:170:ARG:HG2	10	1.26
(1,2003)	1:B:144:ARG:H	1:B:144:ARG:HB2	1	1.26
(1,1938)	1:B:130:GLY:H	1:B:129:PRO:HA	9	1.26
(1,1938)	1:B:130:GLY:H	1:B:129:PRO:HA	12	1.26
(1,1879)	1:B:117:MET:H	1:B:117:MET:HE1	4	1.26
(1,1879)	1:B:117:MET:H	1:B:117:MET:HE2	4	1.26
(1,1879)	1:B:117:MET:H	1:B:117:MET:HE3	4	1.26
(1,1136)	1:A:200:TYR:H	1:A:200:TYR:HB2	3	1.26
(1,1056)	1:A:187:ALA:HB1	1:A:198:MET:HE1	10	1.26
(1,1056)	1:A:187:ALA:HB1	1:A:198:MET:HE2	10	1.26
(1,1056)	1:A:187:ALA:HB1	1:A:198:MET:HE3	10	1.26
(1,1056)	1:A:187:ALA:HB2	1:A:198:MET:HE1	10	1.26
(1,1056)	1:A:187:ALA:HB2	1:A:198:MET:HE2	10	1.26
(1,1056)	1:A:187:ALA:HB2	1:A:198:MET:HE3	10	1.26
(1,1056)	1:A:187:ALA:HB3	1:A:198:MET:HE1	10	1.26
(1,1056)	1:A:187:ALA:HB3	1:A:198:MET:HE2	10	1.26
(1,1056)	1:A:187:ALA:HB3	1:A:198:MET:HE3	10	1.26
(1,854)	1:A:159:TYR:H	1:A:157:LEU:HD11	4	1.25
(1,854)	1:A:159:TYR:H	1:A:157:LEU:HD12	4	1.25
(1,854)	1:A:159:TYR:H	1:A:157:LEU:HD13	4	1.25
(1,759)	1:A:144:ARG:H	1:A:144:ARG:HB2	5	1.25
(1,635)	1:A:117:MET:H	1:A:117:MET:HE1	10	1.25
(1,635)	1:A:117:MET:H	1:A:117:MET:HE2	10	1.25
(1,635)	1:A:117:MET:H	1:A:117:MET:HE3	10	1.25
(1,2509)	2:C:23:TYR:H	2:C:24:LEU:H	9	1.25
(1,2484)	1:B:220:LEU:H	1:B:220:LEU:HB2	3	1.25
(1,2330)	1:B:190:LYS:HD2	1:B:191:SER:H	3	1.25
(1,2280)	1:B:185:THR:H	1:B:185:THR:HG1	5	1.25
(1,2098)	1:B:159:TYR:H	1:B:157:LEU:HD11	3	1.25
(1,2098)	1:B:159:TYR:H	1:B:157:LEU:HD12	3	1.25
(1,2098)	1:B:159:TYR:H	1:B:157:LEU:HD13	3	1.25
(1,2098)	1:B:159:TYR:H	1:B:157:LEU:HD11	12	1.25
(1,2098)	1:B:159:TYR:H	1:B:157:LEU:HD12	12	1.25
(1,2098)	1:B:159:TYR:H	1:B:157:LEU:HD13	12	1.25
(1,1938)	1:B:130:GLY:H	1:B:129:PRO:HA	1	1.25

*Continued on next page...*

*Continued from previous page...*

Key	Atom-1	Atom-2	Model ID	Violation (Å)
(1,1928)	1:B:124:ILE:H	1:B:124:ILE:HG13	1	1.25
(1,1835)	1:B:111:ILE:H	1:B:111:ILE:HG12	2	1.25
(1,1542)	1:B:57:ARG:H	1:B:57:ARG:HB2	15	1.25
(1,1328)	1:B:21:GLN:H	1:B:21:GLN:HG2	3	1.25
(1,1237)	1:A:219:LEU:H	1:A:219:LEU:HD11	1	1.25
(1,1237)	1:A:219:LEU:H	1:A:219:LEU:HD12	1	1.25
(1,1237)	1:A:219:LEU:H	1:A:219:LEU:HD13	1	1.25
(1,1124)	1:A:198:MET:HE1	1:A:191:SER:HB2	11	1.25
(1,1124)	1:A:198:MET:HE1	1:A:191:SER:HB3	11	1.25
(1,1124)	1:A:198:MET:HE2	1:A:191:SER:HB2	11	1.25
(1,1124)	1:A:198:MET:HE2	1:A:191:SER:HB3	11	1.25
(1,1124)	1:A:198:MET:HE3	1:A:191:SER:HB2	11	1.25
(1,1124)	1:A:198:MET:HE3	1:A:191:SER:HB3	11	1.25
(1,945)	1:A:173:HIS:H	1:A:173:HIS:HB2	10	1.24
(1,895)	1:A:164:SER:H	1:A:164:SER:HB2	6	1.24
(1,818)	1:A:155:LEU:HD21	1:A:118:MET:HG2	1	1.24
(1,818)	1:A:155:LEU:HD21	1:A:118:MET:HG3	1	1.24
(1,818)	1:A:155:LEU:HD22	1:A:118:MET:HG2	1	1.24
(1,818)	1:A:155:LEU:HD22	1:A:118:MET:HG3	1	1.24
(1,818)	1:A:155:LEU:HD23	1:A:118:MET:HG2	1	1.24
(1,818)	1:A:155:LEU:HD23	1:A:118:MET:HG3	1	1.24
(1,565)	1:A:107:LEU:HD11	1:A:166:ILE:HB	12	1.24
(1,565)	1:A:107:LEU:HD12	1:A:166:ILE:HB	12	1.24
(1,565)	1:A:107:LEU:HD13	1:A:166:ILE:HB	12	1.24
(1,520)	1:A:99:TYR:H	1:A:99:TYR:HB2	8	1.24
(1,298)	1:A:57:ARG:H	1:A:57:ARG:HB2	5	1.24
(1,298)	1:A:57:ARG:H	1:A:57:ARG:HB2	11	1.24
(1,2613)	2:C:22:ARG:HH11	1:A:65:ASP:H	14	1.24
(1,2613)	2:C:22:ARG:HH11	1:B:65:ASP:H	14	1.24
(1,2613)	2:C:22:ARG:HH12	1:A:65:ASP:H	14	1.24
(1,2613)	2:C:22:ARG:HH12	1:B:65:ASP:H	14	1.24
(1,2597)	2:C:21:SER:H	1:A:68:VAL:HB	1	1.24
(1,2597)	2:C:21:SER:H	1:B:68:VAL:HB	1	1.24
(1,2592)	2:C:24:LEU:H	1:A:65:ASP:HB2	14	1.24
(1,2592)	2:C:24:LEU:H	1:A:65:ASP:HB3	14	1.24
(1,2592)	2:C:24:LEU:H	1:B:65:ASP:HB2	14	1.24
(1,2592)	2:C:24:LEU:H	1:B:65:ASP:HB3	14	1.24
(1,2363)	1:B:198:MET:HE1	1:B:199:GLY:H	8	1.24
(1,2363)	1:B:198:MET:HE2	1:B:199:GLY:H	8	1.24
(1,2363)	1:B:198:MET:HE3	1:B:199:GLY:H	8	1.24
(1,2189)	1:B:173:HIS:H	1:B:173:HIS:HB2	15	1.24
(1,2098)	1:B:159:TYR:H	1:B:157:LEU:HD11	5	1.24

*Continued on next page...*

*Continued from previous page...*

Key	Atom-1	Atom-2	Model ID	Violation (Å)
(1,2098)	1:B:159:TYR:H	1:B:157:LEU:HD12	5	1.24
(1,2098)	1:B:159:TYR:H	1:B:157:LEU:HD13	5	1.24
(1,1975)	1:B:136:THR:H	1:B:136:THR:HG21	2	1.24
(1,1975)	1:B:136:THR:H	1:B:136:THR:HG22	2	1.24
(1,1975)	1:B:136:THR:H	1:B:136:THR:HG23	2	1.24
(1,1938)	1:B:130:GLY:H	1:B:129:PRO:HA	4	1.24
(1,1928)	1:B:124:ILE:H	1:B:124:ILE:HG13	4	1.24
(1,1892)	1:B:118:MET:HE1	1:B:155:LEU:HG	7	1.24
(1,1892)	1:B:118:MET:HE2	1:B:155:LEU:HG	7	1.24
(1,1892)	1:B:118:MET:HE3	1:B:155:LEU:HG	7	1.24
(1,1392)	1:B:33:GLN:H	1:B:32:LYS:HD2	6	1.24
(1,1240)	1:A:220:LEU:H	1:A:220:LEU:HB2	1	1.24
(1,1164)	1:A:204:MET:HE1	1:A:160:ASN:HD21	8	1.24
(1,1164)	1:A:204:MET:HE1	1:A:160:ASN:HD22	8	1.24
(1,1164)	1:A:204:MET:HE2	1:A:160:ASN:HD21	8	1.24
(1,1164)	1:A:204:MET:HE2	1:A:160:ASN:HD22	8	1.24
(1,1164)	1:A:204:MET:HE3	1:A:160:ASN:HD21	8	1.24
(1,1164)	1:A:204:MET:HE3	1:A:160:ASN:HD22	8	1.24
(1,1119)	1:A:198:MET:HE1	1:A:199:GLY:H	1	1.24
(1,1119)	1:A:198:MET:HE2	1:A:199:GLY:H	1	1.24
(1,1119)	1:A:198:MET:HE3	1:A:199:GLY:H	1	1.24
(1,945)	1:A:173:HIS:H	1:A:173:HIS:HB2	7	1.23
(1,895)	1:A:164:SER:H	1:A:164:SER:HB2	13	1.23
(1,818)	1:A:155:LEU:HD21	1:A:118:MET:HG2	9	1.23
(1,818)	1:A:155:LEU:HD21	1:A:118:MET:HG3	9	1.23
(1,818)	1:A:155:LEU:HD22	1:A:118:MET:HG2	9	1.23
(1,818)	1:A:155:LEU:HD22	1:A:118:MET:HG3	9	1.23
(1,818)	1:A:155:LEU:HD23	1:A:118:MET:HG2	9	1.23
(1,818)	1:A:155:LEU:HD23	1:A:118:MET:HG3	9	1.23
(1,78)	1:A:19:GLY:H	1:A:18:VAL:H	8	1.23
(1,756)	1:A:142:THR:H	1:A:142:THR:HG21	4	1.23
(1,756)	1:A:142:THR:H	1:A:142:THR:HG22	4	1.23
(1,756)	1:A:142:THR:H	1:A:142:THR:HG23	4	1.23
(1,756)	1:A:142:THR:H	1:A:142:THR:HG21	10	1.23
(1,756)	1:A:142:THR:H	1:A:142:THR:HG22	10	1.23
(1,756)	1:A:142:THR:H	1:A:142:THR:HG23	10	1.23
(1,694)	1:A:130:GLY:H	1:A:129:PRO:HA	12	1.23
(1,591)	1:A:111:ILE:H	1:A:111:ILE:HG12	9	1.23
(1,31)	1:A:9:THR:H	1:A:9:THR:HG21	9	1.23
(1,31)	1:A:9:THR:H	1:A:9:THR:HG22	9	1.23
(1,31)	1:A:9:THR:H	1:A:9:THR:HG23	9	1.23
(1,307)	1:A:58:LEU:H	1:A:58:LEU:HD11	3	1.23

*Continued on next page...*

*Continued from previous page...*

Key	Atom-1	Atom-2	Model ID	Violation (Å)
(1,307)	1:A:58:LEU:H	1:A:58:LEU:HD12	3	1.23
(1,307)	1:A:58:LEU:H	1:A:58:LEU:HD13	3	1.23
(1,307)	1:A:58:LEU:H	1:A:58:LEU:HD11	8	1.23
(1,307)	1:A:58:LEU:H	1:A:58:LEU:HD12	8	1.23
(1,307)	1:A:58:LEU:H	1:A:58:LEU:HD13	8	1.23
(1,2458)	1:B:211:VAL:HG21	1:B:170:ARG:HD2	14	1.23
(1,2458)	1:B:211:VAL:HG21	1:B:170:ARG:HD3	14	1.23
(1,2458)	1:B:211:VAL:HG22	1:B:170:ARG:HD2	14	1.23
(1,2458)	1:B:211:VAL:HG22	1:B:170:ARG:HD3	14	1.23
(1,2458)	1:B:211:VAL:HG23	1:B:170:ARG:HD2	14	1.23
(1,2458)	1:B:211:VAL:HG23	1:B:170:ARG:HD3	14	1.23
(1,2443)	1:B:209:CYS:H	1:B:209:CYS:HB2	2	1.23
(1,2380)	1:B:200:TYR:H	1:B:200:TYR:HB2	13	1.23
(1,2368)	1:B:198:MET:HE1	1:B:191:SER:HB2	11	1.23
(1,2368)	1:B:198:MET:HE1	1:B:191:SER:HB3	11	1.23
(1,2368)	1:B:198:MET:HE2	1:B:191:SER:HB2	11	1.23
(1,2368)	1:B:198:MET:HE2	1:B:191:SER:HB3	11	1.23
(1,2368)	1:B:198:MET:HE3	1:B:191:SER:HB2	11	1.23
(1,2368)	1:B:198:MET:HE3	1:B:191:SER:HB3	11	1.23
(1,2362)	1:B:198:MET:H	1:B:198:MET:HB2	10	1.23
(1,205)	1:A:40:ASN:HB3	1:A:41:ILE:H	4	1.23
(1,1975)	1:B:136:THR:H	1:B:136:THR:HG21	15	1.23
(1,1975)	1:B:136:THR:H	1:B:136:THR:HG22	15	1.23
(1,1975)	1:B:136:THR:H	1:B:136:THR:HG23	15	1.23
(1,1922)	1:B:121:LEU:HD21	1:B:152:ALA:HB1	7	1.23
(1,1922)	1:B:121:LEU:HD21	1:B:152:ALA:HB2	7	1.23
(1,1922)	1:B:121:LEU:HD21	1:B:152:ALA:HB3	7	1.23
(1,1922)	1:B:121:LEU:HD22	1:B:152:ALA:HB1	7	1.23
(1,1922)	1:B:121:LEU:HD22	1:B:152:ALA:HB2	7	1.23
(1,1922)	1:B:121:LEU:HD22	1:B:152:ALA:HB3	7	1.23
(1,1922)	1:B:121:LEU:HD23	1:B:152:ALA:HB1	7	1.23
(1,1922)	1:B:121:LEU:HD23	1:B:152:ALA:HB2	7	1.23
(1,1922)	1:B:121:LEU:HD23	1:B:152:ALA:HB3	7	1.23
(1,1764)	1:B:99:TYR:H	1:B:99:TYR:HB2	11	1.23
(1,1422)	1:B:37:PHE:H	1:B:35:LEU:HG	13	1.23
(1,1385)	1:B:32:LYS:H	1:B:32:LYS:HD2	12	1.23
(1,1343)	1:B:24:THR:HG21	1:B:25:LYS:H	10	1.23
(1,1343)	1:B:24:THR:HG22	1:B:25:LYS:H	10	1.23
(1,1343)	1:B:24:THR:HG23	1:B:25:LYS:H	10	1.23
(1,1270)	1:B:9:THR:H	1:B:8:LYS:HD2	6	1.23
(1,1268)	1:B:8:LYS:H	1:B:8:LYS:HD2	15	1.23
(1,1240)	1:A:220:LEU:H	1:A:220:LEU:HB2	10	1.23

*Continued on next page...*



*Continued from previous page...*

Key	Atom-1	Atom-2	Model ID	Violation (Å)
(1,120)	1:A:29:LEU:H	1:A:29:LEU:HD11	13	1.23
(1,120)	1:A:29:LEU:H	1:A:29:LEU:HD12	13	1.23
(1,120)	1:A:29:LEU:H	1:A:29:LEU:HD13	13	1.23
(1,1148)	1:A:202:SER:H	1:A:202:SER:HB3	13	1.23
(1,1136)	1:A:200:TYR:H	1:A:200:TYR:HB2	8	1.23
(1,1136)	1:A:200:TYR:H	1:A:200:TYR:HB2	11	1.23
(1,1072)	1:A:188:LEU:HD11	1:A:202:SER:HB2	15	1.23
(1,1072)	1:A:188:LEU:HD11	1:A:202:SER:HB3	15	1.23
(1,1072)	1:A:188:LEU:HD12	1:A:202:SER:HB2	15	1.23
(1,1072)	1:A:188:LEU:HD12	1:A:202:SER:HB3	15	1.23
(1,1072)	1:A:188:LEU:HD13	1:A:202:SER:HB2	15	1.23
(1,1072)	1:A:188:LEU:HD13	1:A:202:SER:HB3	15	1.23
(1,888)	1:A:163:ASN:H	1:A:163:ASN:HB2	11	1.22
(1,298)	1:A:57:ARG:H	1:A:57:ARG:HB2	6	1.22
(1,2576)	1:B:105:TYR:H	1:A:179:ILE:HD11	5	1.22
(1,2576)	1:B:105:TYR:H	1:A:179:ILE:HD12	5	1.22
(1,2576)	1:B:105:TYR:H	1:A:179:ILE:HD13	5	1.22
(1,2505)	2:C:19:CYS:H	2:C:20:SER:H	11	1.22
(1,2443)	1:B:209:CYS:H	1:B:209:CYS:HB2	15	1.22
(1,24)	1:A:8:LYS:H	1:A:8:LYS:HD2	15	1.22
(1,2330)	1:B:190:LYS:HD2	1:B:191:SER:H	15	1.22
(1,2329)	1:B:190:LYS:H	1:B:190:LYS:HD2	2	1.22
(1,2189)	1:B:173:HIS:H	1:B:173:HIS:HB2	1	1.22
(1,2189)	1:B:173:HIS:H	1:B:173:HIS:HB2	6	1.22
(1,2189)	1:B:173:HIS:H	1:B:173:HIS:HB2	13	1.22
(1,2003)	1:B:144:ARG:H	1:B:144:ARG:HB2	5	1.22
(1,1938)	1:B:130:GLY:H	1:B:129:PRO:HA	13	1.22
(1,1886)	1:B:118:MET:H	1:B:118:MET:HE1	6	1.22
(1,1886)	1:B:118:MET:H	1:B:118:MET:HE2	6	1.22
(1,1886)	1:B:118:MET:H	1:B:118:MET:HE3	6	1.22
(1,1428)	1:B:37:PHE:H	1:B:37:PHE:HB2	3	1.22
(1,1322)	1:B:19:GLY:H	1:B:18:VAL:H	1	1.22
(1,1199)	1:A:209:CYS:H	1:A:209:CYS:HB2	3	1.22
(1,1148)	1:A:202:SER:H	1:A:202:SER:HB3	1	1.22
(1,111)	1:A:27:LYS:H	1:A:27:LYS:HE2	15	1.22
(1,759)	1:A:144:ARG:H	1:A:144:ARG:HB2	12	1.21
(1,598)	1:A:111:ILE:HG21	1:A:159:TYR:HE1	1	1.21
(1,598)	1:A:111:ILE:HG21	1:A:159:TYR:HE2	1	1.21
(1,598)	1:A:111:ILE:HG22	1:A:159:TYR:HE1	1	1.21
(1,598)	1:A:111:ILE:HG22	1:A:159:TYR:HE2	1	1.21
(1,598)	1:A:111:ILE:HG23	1:A:159:TYR:HE1	1	1.21
(1,598)	1:A:111:ILE:HG23	1:A:159:TYR:HE2	1	1.21

*Continued on next page...*



*Continued from previous page...*

Key	Atom-1	Atom-2	Model ID	Violation (Å)
(1,537)	1:A:104:VAL:HG21	1:A:170:ARG:HG2	14	1.21
(1,537)	1:A:104:VAL:HG21	1:A:170:ARG:HG3	14	1.21
(1,537)	1:A:104:VAL:HG22	1:A:170:ARG:HG2	14	1.21
(1,537)	1:A:104:VAL:HG22	1:A:170:ARG:HG3	14	1.21
(1,537)	1:A:104:VAL:HG23	1:A:170:ARG:HG2	14	1.21
(1,537)	1:A:104:VAL:HG23	1:A:170:ARG:HG3	14	1.21
(1,520)	1:A:99:TYR:H	1:A:99:TYR:HB2	13	1.21
(1,298)	1:A:57:ARG:H	1:A:57:ARG:HB2	15	1.21
(1,2594)	2:C:23:TYR:H	1:A:69:GLU:HA	5	1.21
(1,2594)	2:C:23:TYR:H	1:B:69:GLU:HA	5	1.21
(1,2498)	2:C:10:PHE:H	2:C:11:PHE:H	14	1.21
(1,2484)	1:B:220:LEU:H	1:B:220:LEU:HB2	11	1.21
(1,2484)	1:B:220:LEU:H	1:B:220:LEU:HB2	12	1.21
(1,2392)	1:B:202:SER:H	1:B:202:SER:HB3	11	1.21
(1,2380)	1:B:200:TYR:H	1:B:200:TYR:HB2	14	1.21
(1,2062)	1:B:155:LEU:HD21	1:B:118:MET:HG2	10	1.21
(1,2062)	1:B:155:LEU:HD21	1:B:118:MET:HG3	10	1.21
(1,2062)	1:B:155:LEU:HD22	1:B:118:MET:HG2	10	1.21
(1,2062)	1:B:155:LEU:HD22	1:B:118:MET:HG3	10	1.21
(1,2062)	1:B:155:LEU:HD23	1:B:118:MET:HG2	10	1.21
(1,2062)	1:B:155:LEU:HD23	1:B:118:MET:HG3	10	1.21
(1,2000)	1:B:142:THR:H	1:B:142:THR:HG21	8	1.21
(1,2000)	1:B:142:THR:H	1:B:142:THR:HG22	8	1.21
(1,2000)	1:B:142:THR:H	1:B:142:THR:HG23	8	1.21
(1,1959)	1:B:134:LEU:H	1:B:134:LEU:HD11	7	1.21
(1,1959)	1:B:134:LEU:H	1:B:134:LEU:HD12	7	1.21
(1,1959)	1:B:134:LEU:H	1:B:134:LEU:HD13	7	1.21
(1,1928)	1:B:124:ILE:H	1:B:124:ILE:HG13	13	1.21
(1,1355)	1:B:27:LYS:H	1:B:27:LYS:HE2	13	1.21
(1,1199)	1:A:209:CYS:H	1:A:209:CYS:HB2	14	1.21
(1,1148)	1:A:202:SER:H	1:A:202:SER:HB3	8	1.21
(1,1123)	1:A:198:MET:HE1	1:A:190:LYS:HB2	1	1.21
(1,1123)	1:A:198:MET:HE1	1:A:190:LYS:HB3	1	1.21
(1,1123)	1:A:198:MET:HE2	1:A:190:LYS:HB2	1	1.21
(1,1123)	1:A:198:MET:HE2	1:A:190:LYS:HB3	1	1.21
(1,1123)	1:A:198:MET:HE3	1:A:190:LYS:HB2	1	1.21
(1,1123)	1:A:198:MET:HE3	1:A:190:LYS:HB3	1	1.21
(1,1118)	1:A:198:MET:H	1:A:198:MET:HB2	3	1.21
(1,694)	1:A:130:GLY:H	1:A:129:PRO:HA	2	1.2
(1,2592)	2:C:24:LEU:H	1:A:65:ASP:HB2	9	1.2
(1,2592)	2:C:24:LEU:H	1:A:65:ASP:HB3	9	1.2
(1,2592)	2:C:24:LEU:H	1:B:65:ASP:HB2	9	1.2

*Continued on next page...*

*Continued from previous page...*

Key	Atom-1	Atom-2	Model ID	Violation (Å)
(1,2592)	2:C:24:LEU:H	1:B:65:ASP:HB3	9	1.2
(1,2581)	1:B:116:GLY:H	1:A:185:THR:HB	14	1.2
(1,2516)	1:A:70:TYR:H	1:B:71:LEU:HG	8	1.2
(1,2508)	2:C:22:ARG:H	2:C:23:TYR:H	15	1.2
(1,2504)	2:C:18:LEU:H	2:C:19:CYS:H	10	1.2
(1,2492)	2:C:4:LEU:H	2:C:5:ARG:H	15	1.2
(1,2491)	2:C:3:SER:H	2:C:4:LEU:H	14	1.2
(1,2484)	1:B:220:LEU:H	1:B:220:LEU:HB2	14	1.2
(1,24)	1:A:8:LYS:H	1:A:8:LYS:HD2	14	1.2
(1,2380)	1:B:200:TYR:H	1:B:200:TYR:HB2	9	1.2
(1,2139)	1:B:164:SER:H	1:B:164:SER:HB2	3	1.2
(1,2011)	1:B:148:LEU:H	1:B:148:LEU:HD11	9	1.2
(1,2011)	1:B:148:LEU:H	1:B:148:LEU:HD12	9	1.2
(1,2011)	1:B:148:LEU:H	1:B:148:LEU:HD13	9	1.2
(1,2000)	1:B:142:THR:H	1:B:142:THR:HG21	13	1.2
(1,2000)	1:B:142:THR:H	1:B:142:THR:HG22	13	1.2
(1,2000)	1:B:142:THR:H	1:B:142:THR:HG23	13	1.2
(1,1764)	1:B:99:TYR:H	1:B:99:TYR:HB2	1	1.2
(1,1764)	1:B:99:TYR:H	1:B:99:TYR:HB2	9	1.2
(1,141)	1:A:32:LYS:H	1:A:32:LYS:HD2	8	1.2
(1,1228)	1:A:215:VAL:H	1:A:215:VAL:HB	13	1.2
(1,1199)	1:A:209:CYS:H	1:A:209:CYS:HB2	1	1.2
(1,895)	1:A:164:SER:H	1:A:164:SER:HB2	11	1.19
(1,854)	1:A:159:TYR:H	1:A:157:LEU:HD11	11	1.19
(1,854)	1:A:159:TYR:H	1:A:157:LEU:HD12	11	1.19
(1,854)	1:A:159:TYR:H	1:A:157:LEU:HD13	11	1.19
(1,759)	1:A:144:ARG:H	1:A:144:ARG:HB2	14	1.19
(1,694)	1:A:130:GLY:H	1:A:129:PRO:HA	4	1.19
(1,684)	1:A:124:ILE:H	1:A:124:ILE:HG13	15	1.19
(1,520)	1:A:99:TYR:H	1:A:99:TYR:HB2	4	1.19
(1,520)	1:A:99:TYR:H	1:A:99:TYR:HB2	5	1.19
(1,298)	1:A:57:ARG:H	1:A:57:ARG:HB2	8	1.19
(1,2598)	2:C:20:SER:H	1:A:68:VAL:HG11	1	1.19
(1,2598)	2:C:20:SER:H	1:A:68:VAL:HG12	1	1.19
(1,2598)	2:C:20:SER:H	1:A:68:VAL:HG13	1	1.19
(1,2598)	2:C:20:SER:H	1:B:68:VAL:HG11	1	1.19
(1,2598)	2:C:20:SER:H	1:B:68:VAL:HG12	1	1.19
(1,2598)	2:C:20:SER:H	1:B:68:VAL:HG13	1	1.19
(1,2508)	2:C:22:ARG:H	2:C:23:TYR:H	14	1.19
(1,2443)	1:B:209:CYS:H	1:B:209:CYS:HB2	8	1.19
(1,2189)	1:B:173:HIS:H	1:B:173:HIS:HB2	2	1.19
(1,200)	1:A:40:ASN:H	1:A:39:PRO:HG2	1	1.19

*Continued on next page...*

*Continued from previous page...*

Key	Atom-1	Atom-2	Model ID	Violation (Å)
(1,14)	1:A:6:GLY:H	1:A:7:ASP:H	4	1.19
(1,1330)	1:B:21:GLN:HB3	1:B:22:ASP:H	5	1.19
(1,1275)	1:B:9:THR:H	1:B:9:THR:HG21	6	1.19
(1,1275)	1:B:9:THR:H	1:B:9:THR:HG22	6	1.19
(1,1275)	1:B:9:THR:H	1:B:9:THR:HG23	6	1.19
(1,1228)	1:A:215:VAL:H	1:A:215:VAL:HB	11	1.19
(1,1199)	1:A:209:CYS:H	1:A:209:CYS:HB2	8	1.19
(1,1118)	1:A:198:MET:H	1:A:198:MET:HB2	4	1.19
(1,1082)	1:A:190:LYS:H	1:A:190:LYS:HE2	6	1.19
(1,635)	1:A:117:MET:H	1:A:117:MET:HE1	14	1.18
(1,635)	1:A:117:MET:H	1:A:117:MET:HE2	14	1.18
(1,635)	1:A:117:MET:H	1:A:117:MET:HE3	14	1.18
(1,298)	1:A:57:ARG:H	1:A:57:ARG:HB2	13	1.18
(1,285)	1:A:54:ASP:HB2	1:A:55:THR:H	10	1.18
(1,2613)	2:C:22:ARG:HH11	1:A:65:ASP:H	2	1.18
(1,2613)	2:C:22:ARG:HH11	1:B:65:ASP:H	2	1.18
(1,2613)	2:C:22:ARG:HH12	1:A:65:ASP:H	2	1.18
(1,2613)	2:C:22:ARG:HH12	1:B:65:ASP:H	2	1.18
(1,2510)	2:C:24:LEU:H	2:C:25:LEU:H	3	1.18
(1,2472)	1:B:215:VAL:H	1:B:215:VAL:HB	2	1.18
(1,2443)	1:B:209:CYS:H	1:B:209:CYS:HB2	7	1.18
(1,2407)	1:B:204:MET:HE1	1:B:160:ASN:HB2	8	1.18
(1,2407)	1:B:204:MET:HE1	1:B:160:ASN:HB3	8	1.18
(1,2407)	1:B:204:MET:HE2	1:B:160:ASN:HB2	8	1.18
(1,2407)	1:B:204:MET:HE2	1:B:160:ASN:HB3	8	1.18
(1,2407)	1:B:204:MET:HE3	1:B:160:ASN:HB2	8	1.18
(1,2407)	1:B:204:MET:HE3	1:B:160:ASN:HB3	8	1.18
(1,2392)	1:B:202:SER:H	1:B:202:SER:HB3	6	1.18
(1,2313)	1:B:188:LEU:HD11	1:B:198:MET:HB2	13	1.18
(1,2313)	1:B:188:LEU:HD11	1:B:198:MET:HB3	13	1.18
(1,2313)	1:B:188:LEU:HD12	1:B:198:MET:HB2	13	1.18
(1,2313)	1:B:188:LEU:HD12	1:B:198:MET:HB3	13	1.18
(1,2313)	1:B:188:LEU:HD13	1:B:198:MET:HB2	13	1.18
(1,2313)	1:B:188:LEU:HD13	1:B:198:MET:HB3	13	1.18
(1,2285)	1:B:186:GLY:H	1:B:185:THR:HG1	13	1.18
(1,2003)	1:B:144:ARG:H	1:B:144:ARG:HB2	3	1.18
(1,1894)	1:B:118:MET:HE1	1:B:155:LEU:HB2	11	1.18
(1,1894)	1:B:118:MET:HE1	1:B:155:LEU:HB3	11	1.18
(1,1894)	1:B:118:MET:HE2	1:B:155:LEU:HB2	11	1.18
(1,1894)	1:B:118:MET:HE2	1:B:155:LEU:HB3	11	1.18
(1,1894)	1:B:118:MET:HE3	1:B:155:LEU:HB2	11	1.18
(1,1894)	1:B:118:MET:HE3	1:B:155:LEU:HB3	11	1.18

*Continued on next page...*

*Continued from previous page...*

Key	Atom-1	Atom-2	Model ID	Violation (Å)
(1,184)	1:A:37:PHE:H	1:A:37:PHE:HB2	15	1.18
(1,1542)	1:B:57:ARG:H	1:B:57:ARG:HB2	6	1.18
(1,1473)	1:B:43:ASN:H	1:B:43:ASN:HD21	10	1.18
(1,1258)	1:B:6:GLY:H	1:B:7:ASP:H	10	1.18
(1,84)	1:A:21:GLN:H	1:A:21:GLN:HG2	10	1.17
(1,630)	1:A:117:MET:HE1	1:A:116:GLY:H	14	1.17
(1,630)	1:A:117:MET:HE2	1:A:116:GLY:H	14	1.17
(1,630)	1:A:117:MET:HE3	1:A:116:GLY:H	14	1.17
(1,2552)	1:B:67:GLY:H	1:A:66:LYS:HA	3	1.17
(1,2380)	1:B:200:TYR:H	1:B:200:TYR:HB2	6	1.17
(1,2189)	1:B:173:HIS:H	1:B:173:HIS:HB2	3	1.17
(1,1894)	1:B:118:MET:HE1	1:B:155:LEU:HB2	15	1.17
(1,1894)	1:B:118:MET:HE1	1:B:155:LEU:HB3	15	1.17
(1,1894)	1:B:118:MET:HE2	1:B:155:LEU:HB2	15	1.17
(1,1894)	1:B:118:MET:HE2	1:B:155:LEU:HB3	15	1.17
(1,1894)	1:B:118:MET:HE3	1:B:155:LEU:HB2	15	1.17
(1,1894)	1:B:118:MET:HE3	1:B:155:LEU:HB3	15	1.17
(1,1873)	1:B:117:MET:HE1	1:B:115:SER:H	3	1.17
(1,1873)	1:B:117:MET:HE2	1:B:115:SER:H	3	1.17
(1,1873)	1:B:117:MET:HE3	1:B:115:SER:H	3	1.17
(1,184)	1:A:37:PHE:H	1:A:37:PHE:HB2	14	1.17
(1,1835)	1:B:111:ILE:H	1:B:111:ILE:HG12	9	1.17
(1,1428)	1:B:37:PHE:H	1:B:37:PHE:HB2	15	1.17
(1,1275)	1:B:9:THR:H	1:B:9:THR:HG21	7	1.17
(1,1275)	1:B:9:THR:H	1:B:9:THR:HG22	7	1.17
(1,1275)	1:B:9:THR:H	1:B:9:THR:HG23	7	1.17
(1,120)	1:A:29:LEU:H	1:A:29:LEU:HD11	9	1.17
(1,120)	1:A:29:LEU:H	1:A:29:LEU:HD12	9	1.17
(1,120)	1:A:29:LEU:H	1:A:29:LEU:HD13	9	1.17
(1,1121)	1:A:198:MET:HE1	1:A:190:LYS:HD2	12	1.17
(1,1121)	1:A:198:MET:HE1	1:A:190:LYS:HD3	12	1.17
(1,1121)	1:A:198:MET:HE2	1:A:190:LYS:HD2	12	1.17
(1,1121)	1:A:198:MET:HE2	1:A:190:LYS:HD3	12	1.17
(1,1121)	1:A:198:MET:HE3	1:A:190:LYS:HD2	12	1.17
(1,1121)	1:A:198:MET:HE3	1:A:190:LYS:HD3	12	1.17
(1,1118)	1:A:198:MET:H	1:A:198:MET:HB2	9	1.17
(1,945)	1:A:173:HIS:H	1:A:173:HIS:HB2	1	1.16
(1,759)	1:A:144:ARG:H	1:A:144:ARG:HB2	7	1.16
(1,694)	1:A:130:GLY:H	1:A:129:PRO:HA	11	1.16
(1,630)	1:A:117:MET:HE1	1:A:116:GLY:H	12	1.16
(1,630)	1:A:117:MET:HE2	1:A:116:GLY:H	12	1.16
(1,630)	1:A:117:MET:HE3	1:A:116:GLY:H	12	1.16

*Continued on next page...*

*Continued from previous page...*

Key	Atom-1	Atom-2	Model ID	Violation (Å)
(1,629)	1:A:117:MET:HE1	1:A:115:SER:H	14	1.16
(1,629)	1:A:117:MET:HE2	1:A:115:SER:H	14	1.16
(1,629)	1:A:117:MET:HE3	1:A:115:SER:H	14	1.16
(1,2555)	1:B:70:TYR:H	1:A:71:LEU:HG	11	1.16
(1,2472)	1:B:215:VAL:H	1:B:215:VAL:HB	3	1.16
(1,24)	1:A:8:LYS:H	1:A:8:LYS:HD2	9	1.16
(1,2299)	1:B:187:ALA:HB1	1:B:198:MET:HG2	5	1.16
(1,2299)	1:B:187:ALA:HB1	1:B:198:MET:HG3	5	1.16
(1,2299)	1:B:187:ALA:HB2	1:B:198:MET:HG2	5	1.16
(1,2299)	1:B:187:ALA:HB2	1:B:198:MET:HG3	5	1.16
(1,2299)	1:B:187:ALA:HB3	1:B:198:MET:HG2	5	1.16
(1,2299)	1:B:187:ALA:HB3	1:B:198:MET:HG3	5	1.16
(1,2139)	1:B:164:SER:H	1:B:164:SER:HB2	5	1.16
(1,1920)	1:B:121:LEU:HD11	1:B:152:ALA:HB1	11	1.16
(1,1920)	1:B:121:LEU:HD11	1:B:152:ALA:HB2	11	1.16
(1,1920)	1:B:121:LEU:HD11	1:B:152:ALA:HB3	11	1.16
(1,1920)	1:B:121:LEU:HD12	1:B:152:ALA:HB1	11	1.16
(1,1920)	1:B:121:LEU:HD12	1:B:152:ALA:HB2	11	1.16
(1,1920)	1:B:121:LEU:HD12	1:B:152:ALA:HB3	11	1.16
(1,1920)	1:B:121:LEU:HD13	1:B:152:ALA:HB1	11	1.16
(1,1920)	1:B:121:LEU:HD13	1:B:152:ALA:HB2	11	1.16
(1,1920)	1:B:121:LEU:HD13	1:B:152:ALA:HB3	11	1.16
(1,1856)	1:B:114:PHE:HB2	1:B:115:SER:H	4	1.16
(1,1764)	1:B:99:TYR:H	1:B:99:TYR:HB2	12	1.16
(1,1658)	1:B:75:GLU:H	1:B:73:LEU:HD11	5	1.16
(1,1658)	1:B:75:GLU:H	1:B:73:LEU:HD12	5	1.16
(1,1658)	1:B:75:GLU:H	1:B:73:LEU:HD13	5	1.16
(1,148)	1:A:33:GLN:H	1:A:32:LYS:HD2	3	1.16
(1,1353)	1:B:27:LYS:H	1:B:27:LYS:HD2	9	1.16
(1,1330)	1:B:21:GLN:HB3	1:B:22:ASP:H	10	1.16
(1,1240)	1:A:220:LEU:H	1:A:220:LEU:HB2	14	1.16
(1,1228)	1:A:215:VAL:H	1:A:215:VAL:HB	2	1.16
(1,1199)	1:A:209:CYS:H	1:A:209:CYS:HB2	11	1.16
(1,113)	1:A:27:LYS:HD2	1:A:28:GLU:H	8	1.16
(1,109)	1:A:27:LYS:H	1:A:27:LYS:HD2	10	1.16
(1,635)	1:A:117:MET:H	1:A:117:MET:HE1	2	1.15
(1,635)	1:A:117:MET:H	1:A:117:MET:HE2	2	1.15
(1,635)	1:A:117:MET:H	1:A:117:MET:HE3	2	1.15
(1,567)	1:A:107:LEU:HD11	1:A:166:ILE:H	12	1.15
(1,567)	1:A:107:LEU:HD12	1:A:166:ILE:H	12	1.15
(1,567)	1:A:107:LEU:HD13	1:A:166:ILE:H	12	1.15
(1,2513)	1:A:67:GLY:H	1:B:66:LYS:HA	4	1.15

*Continued on next page...*

*Continued from previous page...*

Key	Atom-1	Atom-2	Model ID	Violation (Å)
(1,2472)	1:B:215:VAL:H	1:B:215:VAL:HB	1	1.15
(1,2472)	1:B:215:VAL:H	1:B:215:VAL:HB	5	1.15
(1,2472)	1:B:215:VAL:H	1:B:215:VAL:HB	12	1.15
(1,2472)	1:B:215:VAL:H	1:B:215:VAL:HB	14	1.15
(1,2392)	1:B:202:SER:H	1:B:202:SER:HB3	12	1.15
(1,2013)	1:B:148:LEU:HD21	1:B:195:LEU:HD11	7	1.15
(1,2013)	1:B:148:LEU:HD21	1:B:195:LEU:HD12	7	1.15
(1,2013)	1:B:148:LEU:HD21	1:B:195:LEU:HD13	7	1.15
(1,2013)	1:B:148:LEU:HD21	1:B:195:LEU:HD21	7	1.15
(1,2013)	1:B:148:LEU:HD21	1:B:195:LEU:HD22	7	1.15
(1,2013)	1:B:148:LEU:HD21	1:B:195:LEU:HD23	7	1.15
(1,2013)	1:B:148:LEU:HD22	1:B:195:LEU:HD11	7	1.15
(1,2013)	1:B:148:LEU:HD22	1:B:195:LEU:HD12	7	1.15
(1,2013)	1:B:148:LEU:HD22	1:B:195:LEU:HD13	7	1.15
(1,2013)	1:B:148:LEU:HD22	1:B:195:LEU:HD21	7	1.15
(1,2013)	1:B:148:LEU:HD22	1:B:195:LEU:HD22	7	1.15
(1,2013)	1:B:148:LEU:HD22	1:B:195:LEU:HD23	7	1.15
(1,2013)	1:B:148:LEU:HD23	1:B:195:LEU:HD11	7	1.15
(1,2013)	1:B:148:LEU:HD23	1:B:195:LEU:HD12	7	1.15
(1,2013)	1:B:148:LEU:HD23	1:B:195:LEU:HD13	7	1.15
(1,2013)	1:B:148:LEU:HD23	1:B:195:LEU:HD21	7	1.15
(1,2013)	1:B:148:LEU:HD23	1:B:195:LEU:HD22	7	1.15
(1,2013)	1:B:148:LEU:HD23	1:B:195:LEU:HD23	7	1.15
(1,2003)	1:B:144:ARG:H	1:B:144:ARG:HB2	4	1.15
(1,1856)	1:B:114:PHE:HB2	1:B:115:SER:H	15	1.15
(1,184)	1:A:37:PHE:H	1:A:37:PHE:HB2	13	1.15
(1,141)	1:A:32:LYS:H	1:A:32:LYS:HD2	13	1.15
(1,1347)	1:B:25:LYS:H	1:B:25:LYS:HD2	9	1.15
(1,1258)	1:B:6:GLY:H	1:B:7:ASP:H	9	1.15
(1,1228)	1:A:215:VAL:H	1:A:215:VAL:HB	3	1.15
(1,1228)	1:A:215:VAL:H	1:A:215:VAL:HB	9	1.15
(1,1199)	1:A:209:CYS:H	1:A:209:CYS:HB2	2	1.15
(1,1199)	1:A:209:CYS:H	1:A:209:CYS:HB2	9	1.15
(1,1107)	1:A:196:LYS:H	1:A:196:LYS:HD2	6	1.15
(1,945)	1:A:173:HIS:H	1:A:173:HIS:HB2	13	1.14
(1,78)	1:A:19:GLY:H	1:A:18:VAL:H	2	1.14
(1,2475)	1:B:216:LYS:H	1:B:216:LYS:HG2	5	1.14
(1,2472)	1:B:215:VAL:H	1:B:215:VAL:HB	13	1.14
(1,2329)	1:B:190:LYS:H	1:B:190:LYS:HD2	10	1.14
(1,2189)	1:B:173:HIS:H	1:B:173:HIS:HB2	12	1.14
(1,2139)	1:B:164:SER:H	1:B:164:SER:HB2	1	1.14
(1,2098)	1:B:159:TYR:H	1:B:157:LEU:HD11	4	1.14

*Continued on next page...*

*Continued from previous page...*

Key	Atom-1	Atom-2	Model ID	Violation (Å)
(1,2098)	1:B:159:TYR:H	1:B:157:LEU:HD12	4	1.14
(1,2098)	1:B:159:TYR:H	1:B:157:LEU:HD13	4	1.14
(1,1889)	1:B:118:MET:HE1	1:B:156:ALA:HB1	3	1.14
(1,1889)	1:B:118:MET:HE1	1:B:156:ALA:HB2	3	1.14
(1,1889)	1:B:118:MET:HE1	1:B:156:ALA:HB3	3	1.14
(1,1889)	1:B:118:MET:HE2	1:B:156:ALA:HB1	3	1.14
(1,1889)	1:B:118:MET:HE2	1:B:156:ALA:HB2	3	1.14
(1,1889)	1:B:118:MET:HE2	1:B:156:ALA:HB3	3	1.14
(1,1889)	1:B:118:MET:HE3	1:B:156:ALA:HB1	3	1.14
(1,1889)	1:B:118:MET:HE3	1:B:156:ALA:HB2	3	1.14
(1,1889)	1:B:118:MET:HE3	1:B:156:ALA:HB3	3	1.14
(1,1542)	1:B:57:ARG:H	1:B:57:ARG:HB2	1	1.14
(1,1422)	1:B:37:PHE:H	1:B:35:LEU:HG	15	1.14
(1,1348)	1:B:25:LYS:H	1:B:25:LYS:HD3	4	1.14
(1,1320)	1:B:18:VAL:HA	1:B:18:VAL:H	11	1.14
(1,1268)	1:B:8:LYS:H	1:B:8:LYS:HD2	14	1.14
(1,1258)	1:B:6:GLY:H	1:B:7:ASP:H	8	1.14
(1,1228)	1:A:215:VAL:H	1:A:215:VAL:HB	1	1.14
(1,1228)	1:A:215:VAL:H	1:A:215:VAL:HB	8	1.14
(1,1224)	1:A:213:CYS:H	1:A:213:CYS:HB2	4	1.14
(1,1199)	1:A:209:CYS:H	1:A:209:CYS:HB2	5	1.14
(1,1148)	1:A:202:SER:H	1:A:202:SER:HB3	3	1.14
(1,1036)	1:A:185:THR:H	1:A:185:THR:HG1	11	1.14
(1,1036)	1:A:185:THR:H	1:A:185:THR:HG1	12	1.14
(1,888)	1:A:163:ASN:H	1:A:163:ASN:HB2	4	1.13
(1,888)	1:A:163:ASN:H	1:A:163:ASN:HB2	5	1.13
(1,842)	1:A:157:LEU:HD11	1:A:204:MET:HE1	8	1.13
(1,842)	1:A:157:LEU:HD11	1:A:204:MET:HE2	8	1.13
(1,842)	1:A:157:LEU:HD11	1:A:204:MET:HE3	8	1.13
(1,842)	1:A:157:LEU:HD12	1:A:204:MET:HE1	8	1.13
(1,842)	1:A:157:LEU:HD12	1:A:204:MET:HE2	8	1.13
(1,842)	1:A:157:LEU:HD12	1:A:204:MET:HE3	8	1.13
(1,842)	1:A:157:LEU:HD13	1:A:204:MET:HE1	8	1.13
(1,842)	1:A:157:LEU:HD13	1:A:204:MET:HE2	8	1.13
(1,842)	1:A:157:LEU:HD13	1:A:204:MET:HE3	8	1.13
(1,842)	1:A:157:LEU:HD21	1:A:204:MET:HE1	8	1.13
(1,842)	1:A:157:LEU:HD21	1:A:204:MET:HE2	8	1.13
(1,842)	1:A:157:LEU:HD21	1:A:204:MET:HE3	8	1.13
(1,842)	1:A:157:LEU:HD22	1:A:204:MET:HE1	8	1.13
(1,842)	1:A:157:LEU:HD22	1:A:204:MET:HE2	8	1.13
(1,842)	1:A:157:LEU:HD22	1:A:204:MET:HE3	8	1.13
(1,842)	1:A:157:LEU:HD23	1:A:204:MET:HE1	8	1.13

*Continued on next page...*



*Continued from previous page...*

Key	Atom-1	Atom-2	Model ID	Violation (Å)
(1,842)	1:A:157:LEU:HD23	1:A:204:MET:HE2	8	1.13
(1,842)	1:A:157:LEU:HD23	1:A:204:MET:HE3	8	1.13
(1,715)	1:A:134:LEU:H	1:A:134:LEU:HD11	1	1.13
(1,715)	1:A:134:LEU:H	1:A:134:LEU:HD12	1	1.13
(1,715)	1:A:134:LEU:H	1:A:134:LEU:HD13	1	1.13
(1,686)	1:A:124:ILE:H	1:A:124:ILE:HG21	12	1.13
(1,686)	1:A:124:ILE:H	1:A:124:ILE:HG22	12	1.13
(1,686)	1:A:124:ILE:H	1:A:124:ILE:HG23	12	1.13
(1,298)	1:A:57:ARG:H	1:A:57:ARG:HB2	10	1.13
(1,298)	1:A:57:ARG:H	1:A:57:ARG:HB2	14	1.13
(1,2615)	2:C:9:ARG:HE	1:A:76:GLU:H	4	1.13
(1,2615)	2:C:9:ARG:HE	1:B:76:GLU:H	4	1.13
(1,2505)	2:C:19:CYS:H	2:C:20:SER:H	7	1.13
(1,2472)	1:B:215:VAL:H	1:B:215:VAL:HB	11	1.13
(1,2443)	1:B:209:CYS:H	1:B:209:CYS:HB2	12	1.13
(1,2386)	1:B:201:SER:H	1:B:201:SER:HB2	6	1.13
(1,2360)	1:B:198:MET:H	1:B:198:MET:HE1	3	1.13
(1,2360)	1:B:198:MET:H	1:B:198:MET:HE2	3	1.13
(1,2360)	1:B:198:MET:H	1:B:198:MET:HE3	3	1.13
(1,2316)	1:B:188:LEU:HD11	1:B:202:SER:HB2	10	1.13
(1,2316)	1:B:188:LEU:HD11	1:B:202:SER:HB3	10	1.13
(1,2316)	1:B:188:LEU:HD12	1:B:202:SER:HB2	10	1.13
(1,2316)	1:B:188:LEU:HD12	1:B:202:SER:HB3	10	1.13
(1,2316)	1:B:188:LEU:HD13	1:B:202:SER:HB2	10	1.13
(1,2316)	1:B:188:LEU:HD13	1:B:202:SER:HB3	10	1.13
(1,2299)	1:B:187:ALA:HB1	1:B:198:MET:HG2	13	1.13
(1,2299)	1:B:187:ALA:HB1	1:B:198:MET:HG3	13	1.13
(1,2299)	1:B:187:ALA:HB2	1:B:198:MET:HG2	13	1.13
(1,2299)	1:B:187:ALA:HB2	1:B:198:MET:HG3	13	1.13
(1,2299)	1:B:187:ALA:HB3	1:B:198:MET:HG2	13	1.13
(1,2299)	1:B:187:ALA:HB3	1:B:198:MET:HG3	13	1.13
(1,2194)	1:B:175:THR:H	1:B:175:THR:HG1	15	1.13
(1,2085)	1:B:157:LEU:HD11	1:B:204:MET:HG2	14	1.13
(1,2085)	1:B:157:LEU:HD11	1:B:204:MET:HG3	14	1.13
(1,2085)	1:B:157:LEU:HD12	1:B:204:MET:HG2	14	1.13
(1,2085)	1:B:157:LEU:HD12	1:B:204:MET:HG3	14	1.13
(1,2085)	1:B:157:LEU:HD13	1:B:204:MET:HG2	14	1.13
(1,2085)	1:B:157:LEU:HD13	1:B:204:MET:HG3	14	1.13
(1,2085)	1:B:157:LEU:HD21	1:B:204:MET:HG2	14	1.13
(1,2085)	1:B:157:LEU:HD21	1:B:204:MET:HG3	14	1.13
(1,2085)	1:B:157:LEU:HD22	1:B:204:MET:HG2	14	1.13
(1,2085)	1:B:157:LEU:HD22	1:B:204:MET:HG3	14	1.13

*Continued on next page...*

*Continued from previous page...*

Key	Atom-1	Atom-2	Model ID	Violation (Å)
(1,2085)	1:B:157:LEU:HD23	1:B:204:MET:HG2	14	1.13
(1,2085)	1:B:157:LEU:HD23	1:B:204:MET:HG3	14	1.13
(1,1938)	1:B:130:GLY:H	1:B:129:PRO:HA	14	1.13
(1,178)	1:A:37:PHE:H	1:A:35:LEU:HG	1	1.13
(1,1542)	1:B:57:ARG:H	1:B:57:ARG:HB2	10	1.13
(1,1357)	1:B:27:LYS:HD2	1:B:28:GLU:H	7	1.13
(1,1258)	1:B:6:GLY:H	1:B:7:ASP:H	12	1.13
(1,1240)	1:A:220:LEU:H	1:A:220:LEU:HB2	8	1.13
(1,1240)	1:A:220:LEU:H	1:A:220:LEU:HB2	9	1.13
(1,1199)	1:A:209:CYS:H	1:A:209:CYS:HB2	4	1.13
(1,1199)	1:A:209:CYS:H	1:A:209:CYS:HB2	7	1.13
(1,1164)	1:A:204:MET:HE1	1:A:160:ASN:HD21	14	1.13
(1,1164)	1:A:204:MET:HE1	1:A:160:ASN:HD22	14	1.13
(1,1164)	1:A:204:MET:HE2	1:A:160:ASN:HD21	14	1.13
(1,1164)	1:A:204:MET:HE2	1:A:160:ASN:HD22	14	1.13
(1,1164)	1:A:204:MET:HE3	1:A:160:ASN:HD21	14	1.13
(1,1164)	1:A:204:MET:HE3	1:A:160:ASN:HD22	14	1.13
(1,1073)	1:A:188:LEU:HD21	1:A:196:LYS:HG2	8	1.13
(1,1073)	1:A:188:LEU:HD21	1:A:196:LYS:HG3	8	1.13
(1,1073)	1:A:188:LEU:HD22	1:A:196:LYS:HG2	8	1.13
(1,1073)	1:A:188:LEU:HD22	1:A:196:LYS:HG3	8	1.13
(1,1073)	1:A:188:LEU:HD23	1:A:196:LYS:HG2	8	1.13
(1,1073)	1:A:188:LEU:HD23	1:A:196:LYS:HG3	8	1.13
(1,980)	1:A:179:ILE:HG21	1:A:180:GLY:H	6	1.12
(1,980)	1:A:179:ILE:HG22	1:A:180:GLY:H	6	1.12
(1,980)	1:A:179:ILE:HG23	1:A:180:GLY:H	6	1.12
(1,842)	1:A:157:LEU:HD11	1:A:204:MET:HE1	10	1.12
(1,842)	1:A:157:LEU:HD11	1:A:204:MET:HE2	10	1.12
(1,842)	1:A:157:LEU:HD11	1:A:204:MET:HE3	10	1.12
(1,842)	1:A:157:LEU:HD12	1:A:204:MET:HE1	10	1.12
(1,842)	1:A:157:LEU:HD12	1:A:204:MET:HE2	10	1.12
(1,842)	1:A:157:LEU:HD12	1:A:204:MET:HE3	10	1.12
(1,842)	1:A:157:LEU:HD13	1:A:204:MET:HE1	10	1.12
(1,842)	1:A:157:LEU:HD13	1:A:204:MET:HE2	10	1.12
(1,842)	1:A:157:LEU:HD13	1:A:204:MET:HE3	10	1.12
(1,842)	1:A:157:LEU:HD21	1:A:204:MET:HE1	10	1.12
(1,842)	1:A:157:LEU:HD21	1:A:204:MET:HE2	10	1.12
(1,842)	1:A:157:LEU:HD21	1:A:204:MET:HE3	10	1.12
(1,842)	1:A:157:LEU:HD22	1:A:204:MET:HE1	10	1.12
(1,842)	1:A:157:LEU:HD22	1:A:204:MET:HE2	10	1.12
(1,842)	1:A:157:LEU:HD22	1:A:204:MET:HE3	10	1.12
(1,842)	1:A:157:LEU:HD23	1:A:204:MET:HE1	10	1.12

*Continued on next page...*

*Continued from previous page...*

Key	Atom-1	Atom-2	Model ID	Violation (Å)
(1,842)	1:A:157:LEU:HD23	1:A:204:MET:HE2	10	1.12
(1,842)	1:A:157:LEU:HD23	1:A:204:MET:HE3	10	1.12
(1,684)	1:A:124:ILE:H	1:A:124:ILE:HG13	8	1.12
(1,2392)	1:B:202:SER:H	1:B:202:SER:HB3	9	1.12
(1,2386)	1:B:201:SER:H	1:B:201:SER:HB2	1	1.12
(1,2329)	1:B:190:LYS:H	1:B:190:LYS:HD2	12	1.12
(1,2285)	1:B:186:GLY:H	1:B:185:THR:HG1	3	1.12
(1,2194)	1:B:175:THR:H	1:B:175:THR:HG1	3	1.12
(1,1938)	1:B:130:GLY:H	1:B:129:PRO:HA	15	1.12
(1,1764)	1:B:99:TYR:H	1:B:99:TYR:HB2	4	1.12
(1,14)	1:A:6:GLY:H	1:A:7:ASP:H	3	1.12
(1,1353)	1:B:27:LYS:H	1:B:27:LYS:HD2	14	1.12
(1,1231)	1:A:216:LYS:H	1:A:216:LYS:HG2	12	1.12
(1,1085)	1:A:190:LYS:H	1:A:190:LYS:HD2	4	1.12
(1,903)	1:A:165:THR:H	1:A:165:THR:HG21	14	1.11
(1,903)	1:A:165:THR:H	1:A:165:THR:HG22	14	1.11
(1,903)	1:A:165:THR:H	1:A:165:THR:HG23	14	1.11
(1,841)	1:A:157:LEU:HD11	1:A:204:MET:HG2	1	1.11
(1,841)	1:A:157:LEU:HD11	1:A:204:MET:HG3	1	1.11
(1,841)	1:A:157:LEU:HD12	1:A:204:MET:HG2	1	1.11
(1,841)	1:A:157:LEU:HD12	1:A:204:MET:HG3	1	1.11
(1,841)	1:A:157:LEU:HD13	1:A:204:MET:HG2	1	1.11
(1,841)	1:A:157:LEU:HD13	1:A:204:MET:HG3	1	1.11
(1,841)	1:A:157:LEU:HD21	1:A:204:MET:HG2	1	1.11
(1,841)	1:A:157:LEU:HD21	1:A:204:MET:HG3	1	1.11
(1,841)	1:A:157:LEU:HD22	1:A:204:MET:HG2	1	1.11
(1,841)	1:A:157:LEU:HD22	1:A:204:MET:HG3	1	1.11
(1,841)	1:A:157:LEU:HD23	1:A:204:MET:HG2	1	1.11
(1,841)	1:A:157:LEU:HD23	1:A:204:MET:HG3	1	1.11
(1,841)	1:A:157:LEU:HD11	1:A:204:MET:HG2	12	1.11
(1,841)	1:A:157:LEU:HD11	1:A:204:MET:HG3	12	1.11
(1,841)	1:A:157:LEU:HD12	1:A:204:MET:HG2	12	1.11
(1,841)	1:A:157:LEU:HD12	1:A:204:MET:HG3	12	1.11
(1,841)	1:A:157:LEU:HD13	1:A:204:MET:HG2	12	1.11
(1,841)	1:A:157:LEU:HD13	1:A:204:MET:HG3	12	1.11
(1,841)	1:A:157:LEU:HD21	1:A:204:MET:HG2	12	1.11
(1,841)	1:A:157:LEU:HD21	1:A:204:MET:HG3	12	1.11
(1,841)	1:A:157:LEU:HD22	1:A:204:MET:HG2	12	1.11
(1,841)	1:A:157:LEU:HD22	1:A:204:MET:HG3	12	1.11
(1,841)	1:A:157:LEU:HD23	1:A:204:MET:HG2	12	1.11
(1,841)	1:A:157:LEU:HD23	1:A:204:MET:HG3	12	1.11
(1,769)	1:A:148:LEU:HD21	1:A:195:LEU:HD11	11	1.11

*Continued on next page...*

*Continued from previous page...*

Key	Atom-1	Atom-2	Model ID	Violation (Å)
(1,769)	1:A:148:LEU:HD21	1:A:195:LEU:HD12	11	1.11
(1,769)	1:A:148:LEU:HD21	1:A:195:LEU:HD13	11	1.11
(1,769)	1:A:148:LEU:HD21	1:A:195:LEU:HD21	11	1.11
(1,769)	1:A:148:LEU:HD21	1:A:195:LEU:HD22	11	1.11
(1,769)	1:A:148:LEU:HD21	1:A:195:LEU:HD23	11	1.11
(1,769)	1:A:148:LEU:HD22	1:A:195:LEU:HD11	11	1.11
(1,769)	1:A:148:LEU:HD22	1:A:195:LEU:HD12	11	1.11
(1,769)	1:A:148:LEU:HD22	1:A:195:LEU:HD13	11	1.11
(1,769)	1:A:148:LEU:HD22	1:A:195:LEU:HD21	11	1.11
(1,769)	1:A:148:LEU:HD22	1:A:195:LEU:HD22	11	1.11
(1,769)	1:A:148:LEU:HD22	1:A:195:LEU:HD23	11	1.11
(1,769)	1:A:148:LEU:HD23	1:A:195:LEU:HD11	11	1.11
(1,769)	1:A:148:LEU:HD23	1:A:195:LEU:HD12	11	1.11
(1,769)	1:A:148:LEU:HD23	1:A:195:LEU:HD13	11	1.11
(1,769)	1:A:148:LEU:HD23	1:A:195:LEU:HD21	11	1.11
(1,769)	1:A:148:LEU:HD23	1:A:195:LEU:HD22	11	1.11
(1,769)	1:A:148:LEU:HD23	1:A:195:LEU:HD23	11	1.11
(1,756)	1:A:142:THR:H	1:A:142:THR:HG21	2	1.11
(1,756)	1:A:142:THR:H	1:A:142:THR:HG22	2	1.11
(1,756)	1:A:142:THR:H	1:A:142:THR:HG23	2	1.11
(1,754)	1:A:141:ILE:H	1:A:141:ILE:HG21	12	1.11
(1,754)	1:A:141:ILE:H	1:A:141:ILE:HG22	12	1.11
(1,754)	1:A:141:ILE:H	1:A:141:ILE:HG23	12	1.11
(1,694)	1:A:130:GLY:H	1:A:129:PRO:HA	13	1.11
(1,2508)	2:C:22:ARG:H	2:C:23:TYR:H	8	1.11
(1,2475)	1:B:216:LYS:H	1:B:216:LYS:HG2	13	1.11
(1,2360)	1:B:198:MET:H	1:B:198:MET:HE1	15	1.11
(1,2360)	1:B:198:MET:H	1:B:198:MET:HE2	15	1.11
(1,2360)	1:B:198:MET:H	1:B:198:MET:HE3	15	1.11
(1,2062)	1:B:155:LEU:HD21	1:B:118:MET:HG2	1	1.11
(1,2062)	1:B:155:LEU:HD21	1:B:118:MET:HG3	1	1.11
(1,2062)	1:B:155:LEU:HD22	1:B:118:MET:HG2	1	1.11
(1,2062)	1:B:155:LEU:HD22	1:B:118:MET:HG3	1	1.11
(1,2062)	1:B:155:LEU:HD23	1:B:118:MET:HG2	1	1.11
(1,2062)	1:B:155:LEU:HD23	1:B:118:MET:HG3	1	1.11
(1,2000)	1:B:142:THR:H	1:B:142:THR:HG21	5	1.11
(1,2000)	1:B:142:THR:H	1:B:142:THR:HG22	5	1.11
(1,2000)	1:B:142:THR:H	1:B:142:THR:HG23	5	1.11
(1,1975)	1:B:136:THR:H	1:B:136:THR:HG21	8	1.11
(1,1975)	1:B:136:THR:H	1:B:136:THR:HG22	8	1.11
(1,1975)	1:B:136:THR:H	1:B:136:THR:HG23	8	1.11
(1,1938)	1:B:130:GLY:H	1:B:129:PRO:HA	3	1.11

*Continued on next page...*

*Continued from previous page...*

Key	Atom-1	Atom-2	Model ID	Violation (Å)
(1,1938)	1:B:130:GLY:H	1:B:129:PRO:HA	6	1.11
(1,1938)	1:B:130:GLY:H	1:B:129:PRO:HA	11	1.11
(1,1895)	1:B:118:MET:HE1	1:B:159:TYR:HB2	14	1.11
(1,1895)	1:B:118:MET:HE1	1:B:159:TYR:HB3	14	1.11
(1,1895)	1:B:118:MET:HE2	1:B:159:TYR:HB2	14	1.11
(1,1895)	1:B:118:MET:HE2	1:B:159:TYR:HB3	14	1.11
(1,1895)	1:B:118:MET:HE3	1:B:159:TYR:HB2	14	1.11
(1,1895)	1:B:118:MET:HE3	1:B:159:TYR:HB3	14	1.11
(1,1784)	1:B:104:VAL:HG21	1:B:96:ASP:HB2	13	1.11
(1,1784)	1:B:104:VAL:HG21	1:B:96:ASP:HB3	13	1.11
(1,1784)	1:B:104:VAL:HG22	1:B:96:ASP:HB2	13	1.11
(1,1784)	1:B:104:VAL:HG22	1:B:96:ASP:HB3	13	1.11
(1,1784)	1:B:104:VAL:HG23	1:B:96:ASP:HB2	13	1.11
(1,1784)	1:B:104:VAL:HG23	1:B:96:ASP:HB3	13	1.11
(1,14)	1:A:6:GLY:H	1:A:7:ASP:H	10	1.11
(1,1228)	1:A:215:VAL:H	1:A:215:VAL:HB	4	1.11
(1,1228)	1:A:215:VAL:H	1:A:215:VAL:HB	5	1.11
(1,1228)	1:A:215:VAL:H	1:A:215:VAL:HB	10	1.11
(1,1199)	1:A:209:CYS:H	1:A:209:CYS:HB2	15	1.11
(1,1085)	1:A:190:LYS:H	1:A:190:LYS:HD2	9	1.11
(1,957)	1:A:177:GLY:H	1:A:176:ALA:HB1	6	1.1
(1,957)	1:A:177:GLY:H	1:A:176:ALA:HB2	6	1.1
(1,957)	1:A:177:GLY:H	1:A:176:ALA:HB3	6	1.1
(1,912)	1:A:166:ILE:HG21	1:A:107:LEU:HG	7	1.1
(1,912)	1:A:166:ILE:HG22	1:A:107:LEU:HG	7	1.1
(1,912)	1:A:166:ILE:HG23	1:A:107:LEU:HG	7	1.1
(1,854)	1:A:159:TYR:H	1:A:157:LEU:HD11	1	1.1
(1,854)	1:A:159:TYR:H	1:A:157:LEU:HD12	1	1.1
(1,854)	1:A:159:TYR:H	1:A:157:LEU:HD13	1	1.1
(1,699)	1:A:131:LYS:H	1:A:131:LYS:HG2	12	1.1
(1,520)	1:A:99:TYR:H	1:A:99:TYR:HB2	12	1.1
(1,520)	1:A:99:TYR:H	1:A:99:TYR:HB2	15	1.1
(1,2592)	2:C:24:LEU:H	1:A:65:ASP:HB2	5	1.1
(1,2592)	2:C:24:LEU:H	1:A:65:ASP:HB3	5	1.1
(1,2592)	2:C:24:LEU:H	1:B:65:ASP:HB2	5	1.1
(1,2592)	2:C:24:LEU:H	1:B:65:ASP:HB3	5	1.1
(1,2549)	1:A:120:GLY:H	1:B:189:PHE:HB2	1	1.1
(1,2549)	1:A:120:GLY:H	1:B:189:PHE:HB3	1	1.1
(1,2505)	2:C:19:CYS:H	2:C:20:SER:H	8	1.1
(1,2484)	1:B:220:LEU:H	1:B:220:LEU:HB2	8	1.1
(1,2468)	1:B:213:CYS:H	1:B:213:CYS:HB2	3	1.1
(1,2468)	1:B:213:CYS:H	1:B:213:CYS:HB2	14	1.1

*Continued on next page...*

*Continued from previous page...*

Key	Atom-1	Atom-2	Model ID	Violation (Å)
(1,24)	1:A:8:LYS:H	1:A:8:LYS:HD2	4	1.1
(1,2360)	1:B:198:MET:H	1:B:198:MET:HE1	13	1.1
(1,2360)	1:B:198:MET:H	1:B:198:MET:HE2	13	1.1
(1,2360)	1:B:198:MET:H	1:B:198:MET:HE3	13	1.1
(1,2322)	1:B:189:PHE:H	1:B:189:PHE:HD1	4	1.1
(1,2322)	1:B:189:PHE:H	1:B:189:PHE:HD2	4	1.1
(1,2300)	1:B:187:ALA:HB1	1:B:198:MET:HE1	11	1.1
(1,2300)	1:B:187:ALA:HB1	1:B:198:MET:HE2	11	1.1
(1,2300)	1:B:187:ALA:HB1	1:B:198:MET:HE3	11	1.1
(1,2300)	1:B:187:ALA:HB2	1:B:198:MET:HE1	11	1.1
(1,2300)	1:B:187:ALA:HB2	1:B:198:MET:HE2	11	1.1
(1,2300)	1:B:187:ALA:HB2	1:B:198:MET:HE3	11	1.1
(1,2300)	1:B:187:ALA:HB3	1:B:198:MET:HE1	11	1.1
(1,2300)	1:B:187:ALA:HB3	1:B:198:MET:HE2	11	1.1
(1,2300)	1:B:187:ALA:HB3	1:B:198:MET:HE3	11	1.1
(1,2189)	1:B:173:HIS:H	1:B:173:HIS:HB2	5	1.1
(1,1928)	1:B:124:ILE:H	1:B:124:ILE:HG13	11	1.1
(1,1873)	1:B:117:MET:HE1	1:B:115:SER:H	2	1.1
(1,1873)	1:B:117:MET:HE2	1:B:115:SER:H	2	1.1
(1,1873)	1:B:117:MET:HE3	1:B:115:SER:H	2	1.1
(1,1658)	1:B:75:GLU:H	1:B:73:LEU:HD11	14	1.1
(1,1658)	1:B:75:GLU:H	1:B:73:LEU:HD12	14	1.1
(1,1658)	1:B:75:GLU:H	1:B:73:LEU:HD13	14	1.1
(1,1428)	1:B:37:PHE:H	1:B:37:PHE:HB2	7	1.1
(1,1385)	1:B:32:LYS:H	1:B:32:LYS:HD2	2	1.1
(1,1237)	1:A:219:LEU:H	1:A:219:LEU:HD11	10	1.1
(1,1237)	1:A:219:LEU:H	1:A:219:LEU:HD12	10	1.1
(1,1237)	1:A:219:LEU:H	1:A:219:LEU:HD13	10	1.1
(1,1228)	1:A:215:VAL:H	1:A:215:VAL:HB	6	1.1
(1,1228)	1:A:215:VAL:H	1:A:215:VAL:HB	14	1.1
(1,1199)	1:A:209:CYS:H	1:A:209:CYS:HB2	13	1.1
(1,104)	1:A:25:LYS:H	1:A:25:LYS:HD3	2	1.1
(1,940)	1:A:172:LYS:HD2	1:A:172:LYS:H	11	1.09
(1,86)	1:A:21:GLN:HB3	1:A:22:ASP:H	10	1.09
(1,754)	1:A:141:ILE:H	1:A:141:ILE:HG21	5	1.09
(1,754)	1:A:141:ILE:H	1:A:141:ILE:HG22	5	1.09
(1,754)	1:A:141:ILE:H	1:A:141:ILE:HG23	5	1.09
(1,754)	1:A:141:ILE:H	1:A:141:ILE:HG21	8	1.09
(1,754)	1:A:141:ILE:H	1:A:141:ILE:HG22	8	1.09
(1,754)	1:A:141:ILE:H	1:A:141:ILE:HG23	8	1.09
(1,630)	1:A:117:MET:HE1	1:A:116:GLY:H	1	1.09
(1,630)	1:A:117:MET:HE2	1:A:116:GLY:H	1	1.09

*Continued on next page...*



*Continued from previous page...*

Key	Atom-1	Atom-2	Model ID	Violation (Å)
(1,630)	1:A:117:MET:HE3	1:A:116:GLY:H	1	1.09
(1,528)	1:A:103:ALA:HB1	1:A:166:ILE:HG21	15	1.09
(1,528)	1:A:103:ALA:HB1	1:A:166:ILE:HG22	15	1.09
(1,528)	1:A:103:ALA:HB1	1:A:166:ILE:HG23	15	1.09
(1,528)	1:A:103:ALA:HB2	1:A:166:ILE:HG21	15	1.09
(1,528)	1:A:103:ALA:HB2	1:A:166:ILE:HG22	15	1.09
(1,528)	1:A:103:ALA:HB2	1:A:166:ILE:HG23	15	1.09
(1,528)	1:A:103:ALA:HB3	1:A:166:ILE:HG21	15	1.09
(1,528)	1:A:103:ALA:HB3	1:A:166:ILE:HG22	15	1.09
(1,528)	1:A:103:ALA:HB3	1:A:166:ILE:HG23	15	1.09
(1,520)	1:A:99:TYR:H	1:A:99:TYR:HB2	1	1.09
(1,520)	1:A:99:TYR:H	1:A:99:TYR:HB2	9	1.09
(1,414)	1:A:75:GLU:H	1:A:73:LEU:HD11	11	1.09
(1,414)	1:A:75:GLU:H	1:A:73:LEU:HD12	11	1.09
(1,414)	1:A:75:GLU:H	1:A:73:LEU:HD13	11	1.09
(1,31)	1:A:9:THR:H	1:A:9:THR:HG21	1	1.09
(1,31)	1:A:9:THR:H	1:A:9:THR:HG22	1	1.09
(1,31)	1:A:9:THR:H	1:A:9:THR:HG23	1	1.09
(1,301)	1:A:57:ARG:HB2	1:A:58:LEU:H	6	1.09
(1,2549)	1:A:120:GLY:H	1:B:189:PHE:HB2	9	1.09
(1,2549)	1:A:120:GLY:H	1:B:189:PHE:HB3	9	1.09
(1,2542)	1:A:116:GLY:H	1:B:185:THR:HB	14	1.09
(1,25)	1:A:9:THR:H	1:A:7:ASP:HA	8	1.09
(1,2472)	1:B:215:VAL:H	1:B:215:VAL:HB	8	1.09
(1,2468)	1:B:213:CYS:H	1:B:213:CYS:HB2	4	1.09
(1,2468)	1:B:213:CYS:H	1:B:213:CYS:HB2	10	1.09
(1,2411)	1:B:204:MET:HE1	1:B:157:LEU:HG	8	1.09
(1,2411)	1:B:204:MET:HE2	1:B:157:LEU:HG	8	1.09
(1,2411)	1:B:204:MET:HE3	1:B:157:LEU:HG	8	1.09
(1,2392)	1:B:202:SER:H	1:B:202:SER:HB3	7	1.09
(1,238)	1:A:45:ILE:H	1:A:45:ILE:HG21	10	1.09
(1,238)	1:A:45:ILE:H	1:A:45:ILE:HG22	10	1.09
(1,238)	1:A:45:ILE:H	1:A:45:ILE:HG23	10	1.09
(1,2333)	1:B:191:SER:H	1:B:191:SER:HB3	4	1.09
(1,2326)	1:B:190:LYS:H	1:B:190:LYS:HE2	4	1.09
(1,2313)	1:B:188:LEU:HD11	1:B:198:MET:HB2	4	1.09
(1,2313)	1:B:188:LEU:HD11	1:B:198:MET:HB3	4	1.09
(1,2313)	1:B:188:LEU:HD12	1:B:198:MET:HB2	4	1.09
(1,2313)	1:B:188:LEU:HD12	1:B:198:MET:HB3	4	1.09
(1,2313)	1:B:188:LEU:HD13	1:B:198:MET:HB2	4	1.09
(1,2313)	1:B:188:LEU:HD13	1:B:198:MET:HB3	4	1.09
(1,2155)	1:B:166:ILE:H	1:B:166:ILE:HD11	5	1.09

*Continued on next page...*



*Continued from previous page...*

Key	Atom-1	Atom-2	Model ID	Violation (Å)
(1,2155)	1:B:166:ILE:H	1:B:166:ILE:HD12	5	1.09
(1,2155)	1:B:166:ILE:H	1:B:166:ILE:HD13	5	1.09
(1,1982)	1:B:137:VAL:H	1:B:137:VAL:HG11	3	1.09
(1,1982)	1:B:137:VAL:H	1:B:137:VAL:HG12	3	1.09
(1,1982)	1:B:137:VAL:H	1:B:137:VAL:HG13	3	1.09
(1,1943)	1:B:131:LYS:H	1:B:131:LYS:HG2	8	1.09
(1,1658)	1:B:75:GLU:H	1:B:73:LEU:HD11	3	1.09
(1,1658)	1:B:75:GLU:H	1:B:73:LEU:HD12	3	1.09
(1,1658)	1:B:75:GLU:H	1:B:73:LEU:HD13	3	1.09
(1,1508)	1:B:51:MET:HB2	1:B:52:HIS:H	12	1.09
(1,1489)	1:B:45:ILE:HG21	1:B:46:SER:H	7	1.09
(1,1489)	1:B:45:ILE:HG22	1:B:46:SER:H	7	1.09
(1,1489)	1:B:45:ILE:HG23	1:B:46:SER:H	7	1.09
(1,1482)	1:B:45:ILE:H	1:B:45:ILE:HG21	1	1.09
(1,1482)	1:B:45:ILE:H	1:B:45:ILE:HG22	1	1.09
(1,1482)	1:B:45:ILE:H	1:B:45:ILE:HG23	1	1.09
(1,1482)	1:B:45:ILE:H	1:B:45:ILE:HG21	13	1.09
(1,1482)	1:B:45:ILE:H	1:B:45:ILE:HG22	13	1.09
(1,1482)	1:B:45:ILE:H	1:B:45:ILE:HG23	13	1.09
(1,1459)	1:B:41:ILE:H	1:B:41:ILE:HG21	8	1.09
(1,1459)	1:B:41:ILE:H	1:B:41:ILE:HG22	8	1.09
(1,1459)	1:B:41:ILE:H	1:B:41:ILE:HG23	8	1.09
(1,1339)	1:B:23:THR:H	1:B:23:THR:HG21	13	1.09
(1,1339)	1:B:23:THR:H	1:B:23:THR:HG22	13	1.09
(1,1339)	1:B:23:THR:H	1:B:23:THR:HG23	13	1.09
(1,1275)	1:B:9:THR:H	1:B:9:THR:HG21	2	1.09
(1,1275)	1:B:9:THR:H	1:B:9:THR:HG22	2	1.09
(1,1275)	1:B:9:THR:H	1:B:9:THR:HG23	2	1.09
(1,1235)	1:A:218:ARG:H	1:A:218:ARG:HG2	4	1.09
(1,1224)	1:A:213:CYS:H	1:A:213:CYS:HB2	9	1.09
(1,1142)	1:A:201:SER:H	1:A:201:SER:HB2	14	1.09
(1,895)	1:A:164:SER:H	1:A:164:SER:HB2	8	1.08
(1,888)	1:A:163:ASN:H	1:A:163:ASN:HB2	8	1.08
(1,754)	1:A:141:ILE:H	1:A:141:ILE:HG21	7	1.08
(1,754)	1:A:141:ILE:H	1:A:141:ILE:HG22	7	1.08
(1,754)	1:A:141:ILE:H	1:A:141:ILE:HG23	7	1.08
(1,754)	1:A:141:ILE:H	1:A:141:ILE:HG21	14	1.08
(1,754)	1:A:141:ILE:H	1:A:141:ILE:HG22	14	1.08
(1,754)	1:A:141:ILE:H	1:A:141:ILE:HG23	14	1.08
(1,699)	1:A:131:LYS:H	1:A:131:LYS:HG2	10	1.08
(1,645)	1:A:118:MET:HE1	1:A:156:ALA:HB1	5	1.08
(1,645)	1:A:118:MET:HE1	1:A:156:ALA:HB2	5	1.08

*Continued on next page...*

*Continued from previous page...*

Key	Atom-1	Atom-2	Model ID	Violation (Å)
(1,645)	1:A:118:MET:HE1	1:A:156:ALA:HB3	5	1.08
(1,645)	1:A:118:MET:HE2	1:A:156:ALA:HB1	5	1.08
(1,645)	1:A:118:MET:HE2	1:A:156:ALA:HB2	5	1.08
(1,645)	1:A:118:MET:HE2	1:A:156:ALA:HB3	5	1.08
(1,645)	1:A:118:MET:HE3	1:A:156:ALA:HB1	5	1.08
(1,645)	1:A:118:MET:HE3	1:A:156:ALA:HB2	5	1.08
(1,645)	1:A:118:MET:HE3	1:A:156:ALA:HB3	5	1.08
(1,612)	1:A:114:PHE:HB2	1:A:115:SER:H	9	1.08
(1,598)	1:A:111:ILE:HG21	1:A:159:TYR:HE1	13	1.08
(1,598)	1:A:111:ILE:HG21	1:A:159:TYR:HE2	13	1.08
(1,598)	1:A:111:ILE:HG22	1:A:159:TYR:HE1	13	1.08
(1,598)	1:A:111:ILE:HG22	1:A:159:TYR:HE2	13	1.08
(1,598)	1:A:111:ILE:HG23	1:A:159:TYR:HE1	13	1.08
(1,598)	1:A:111:ILE:HG23	1:A:159:TYR:HE2	13	1.08
(1,287)	1:A:55:THR:H	1:A:55:THR:HG21	8	1.08
(1,287)	1:A:55:THR:H	1:A:55:THR:HG22	8	1.08
(1,287)	1:A:55:THR:H	1:A:55:THR:HG23	8	1.08
(1,273)	1:A:53:VAL:H	1:A:53:VAL:HG11	5	1.08
(1,273)	1:A:53:VAL:H	1:A:53:VAL:HG12	5	1.08
(1,273)	1:A:53:VAL:H	1:A:53:VAL:HG13	5	1.08
(1,2532)	1:A:88:ILE:HD11	1:B:172:LYS:HE2	8	1.08
(1,2532)	1:A:88:ILE:HD11	1:B:172:LYS:HE3	8	1.08
(1,2532)	1:A:88:ILE:HD12	1:B:172:LYS:HE2	8	1.08
(1,2532)	1:A:88:ILE:HD12	1:B:172:LYS:HE3	8	1.08
(1,2532)	1:A:88:ILE:HD13	1:B:172:LYS:HE2	8	1.08
(1,2532)	1:A:88:ILE:HD13	1:B:172:LYS:HE3	8	1.08
(1,2484)	1:B:220:LEU:H	1:B:220:LEU:HB2	9	1.08
(1,2472)	1:B:215:VAL:H	1:B:215:VAL:HB	10	1.08
(1,2468)	1:B:213:CYS:H	1:B:213:CYS:HB2	2	1.08
(1,2468)	1:B:213:CYS:H	1:B:213:CYS:HB2	15	1.08
(1,2386)	1:B:201:SER:H	1:B:201:SER:HB2	8	1.08
(1,2299)	1:B:187:ALA:HB1	1:B:198:MET:HG2	1	1.08
(1,2299)	1:B:187:ALA:HB1	1:B:198:MET:HG3	1	1.08
(1,2299)	1:B:187:ALA:HB2	1:B:198:MET:HG2	1	1.08
(1,2299)	1:B:187:ALA:HB2	1:B:198:MET:HG3	1	1.08
(1,2299)	1:B:187:ALA:HB3	1:B:198:MET:HG2	1	1.08
(1,2299)	1:B:187:ALA:HB3	1:B:198:MET:HG3	1	1.08
(1,215)	1:A:41:ILE:H	1:A:41:ILE:HG21	6	1.08
(1,215)	1:A:41:ILE:H	1:A:41:ILE:HG22	6	1.08
(1,215)	1:A:41:ILE:H	1:A:41:ILE:HG23	6	1.08
(1,1928)	1:B:124:ILE:H	1:B:124:ILE:HG13	14	1.08
(1,1922)	1:B:121:LEU:HD21	1:B:152:ALA:HB1	14	1.08

*Continued on next page...*

*Continued from previous page...*

Key	Atom-1	Atom-2	Model ID	Violation (Å)
(1,1922)	1:B:121:LEU:HD21	1:B:152:ALA:HB2	14	1.08
(1,1922)	1:B:121:LEU:HD21	1:B:152:ALA:HB3	14	1.08
(1,1922)	1:B:121:LEU:HD22	1:B:152:ALA:HB1	14	1.08
(1,1922)	1:B:121:LEU:HD22	1:B:152:ALA:HB2	14	1.08
(1,1922)	1:B:121:LEU:HD22	1:B:152:ALA:HB3	14	1.08
(1,1922)	1:B:121:LEU:HD23	1:B:152:ALA:HB1	14	1.08
(1,1922)	1:B:121:LEU:HD23	1:B:152:ALA:HB2	14	1.08
(1,1922)	1:B:121:LEU:HD23	1:B:152:ALA:HB3	14	1.08
(1,1916)	1:B:121:LEU:H	1:B:122:GLN:H	6	1.08
(1,1856)	1:B:114:PHE:HB2	1:B:115:SER:H	8	1.08
(1,1697)	1:B:80:SER:H	1:B:77:GLN:HB2	8	1.08
(1,1482)	1:B:45:ILE:H	1:B:45:ILE:HG21	9	1.08
(1,1482)	1:B:45:ILE:H	1:B:45:ILE:HG22	9	1.08
(1,1482)	1:B:45:ILE:H	1:B:45:ILE:HG23	9	1.08
(1,148)	1:A:33:GLN:H	1:A:32:LYS:HD2	1	1.08
(1,1342)	1:B:24:THR:H	1:B:24:THR:HG21	15	1.08
(1,1342)	1:B:24:THR:H	1:B:24:THR:HG22	15	1.08
(1,1342)	1:B:24:THR:H	1:B:24:THR:HG23	15	1.08
(1,1269)	1:B:9:THR:H	1:B:7:ASP:HA	6	1.08
(1,1228)	1:A:215:VAL:H	1:A:215:VAL:HB	15	1.08
(1,1224)	1:A:213:CYS:H	1:A:213:CYS:HB2	1	1.08
(1,1224)	1:A:213:CYS:H	1:A:213:CYS:HB2	3	1.08
(1,1224)	1:A:213:CYS:H	1:A:213:CYS:HB2	11	1.08
(1,1224)	1:A:213:CYS:H	1:A:213:CYS:HB2	13	1.08
(1,1224)	1:A:213:CYS:H	1:A:213:CYS:HB2	14	1.08
(1,1149)	1:A:202:SER:H	1:A:202:SER:HB2	9	1.08
(1,1055)	1:A:187:ALA:HB1	1:A:198:MET:HG2	5	1.08
(1,1055)	1:A:187:ALA:HB1	1:A:198:MET:HG3	5	1.08
(1,1055)	1:A:187:ALA:HB2	1:A:198:MET:HG2	5	1.08
(1,1055)	1:A:187:ALA:HB2	1:A:198:MET:HG3	5	1.08
(1,1055)	1:A:187:ALA:HB3	1:A:198:MET:HG2	5	1.08
(1,1055)	1:A:187:ALA:HB3	1:A:198:MET:HG3	5	1.08
(1,1055)	1:A:187:ALA:HB1	1:A:198:MET:HG2	8	1.08
(1,1055)	1:A:187:ALA:HB1	1:A:198:MET:HG3	8	1.08
(1,1055)	1:A:187:ALA:HB2	1:A:198:MET:HG2	8	1.08
(1,1055)	1:A:187:ALA:HB2	1:A:198:MET:HG3	8	1.08
(1,1055)	1:A:187:ALA:HB3	1:A:198:MET:HG2	8	1.08
(1,1055)	1:A:187:ALA:HB3	1:A:198:MET:HG3	8	1.08
(1,98)	1:A:24:THR:H	1:A:24:THR:HG21	9	1.07
(1,98)	1:A:24:THR:H	1:A:24:THR:HG22	9	1.07
(1,98)	1:A:24:THR:H	1:A:24:THR:HG23	9	1.07
(1,945)	1:A:173:HIS:H	1:A:173:HIS:HB2	14	1.07

*Continued on next page...*

*Continued from previous page...*

Key	Atom-1	Atom-2	Model ID	Violation (Å)
(1,818)	1:A:155:LEU:HD21	1:A:118:MET:HG2	15	1.07
(1,818)	1:A:155:LEU:HD21	1:A:118:MET:HG3	15	1.07
(1,818)	1:A:155:LEU:HD22	1:A:118:MET:HG2	15	1.07
(1,818)	1:A:155:LEU:HD22	1:A:118:MET:HG3	15	1.07
(1,818)	1:A:155:LEU:HD23	1:A:118:MET:HG2	15	1.07
(1,818)	1:A:155:LEU:HD23	1:A:118:MET:HG3	15	1.07
(1,760)	1:A:144:ARG:H	1:A:144:ARG:HG2	15	1.07
(1,754)	1:A:141:ILE:H	1:A:141:ILE:HG21	1	1.07
(1,754)	1:A:141:ILE:H	1:A:141:ILE:HG22	1	1.07
(1,754)	1:A:141:ILE:H	1:A:141:ILE:HG23	1	1.07
(1,738)	1:A:137:VAL:H	1:A:137:VAL:HG11	12	1.07
(1,738)	1:A:137:VAL:H	1:A:137:VAL:HG12	12	1.07
(1,738)	1:A:137:VAL:H	1:A:137:VAL:HG13	12	1.07
(1,591)	1:A:111:ILE:H	1:A:111:ILE:HG12	10	1.07
(1,520)	1:A:99:TYR:H	1:A:99:TYR:HB2	3	1.07
(1,36)	1:A:11:THR:H	1:A:11:THR:HG21	3	1.07
(1,36)	1:A:11:THR:H	1:A:11:THR:HG22	3	1.07
(1,36)	1:A:11:THR:H	1:A:11:THR:HG23	3	1.07
(1,36)	1:A:11:THR:H	1:A:11:THR:HG21	11	1.07
(1,36)	1:A:11:THR:H	1:A:11:THR:HG22	11	1.07
(1,36)	1:A:11:THR:H	1:A:11:THR:HG23	11	1.07
(1,36)	1:A:11:THR:H	1:A:11:THR:HG21	12	1.07
(1,36)	1:A:11:THR:H	1:A:11:THR:HG22	12	1.07
(1,36)	1:A:11:THR:H	1:A:11:THR:HG23	12	1.07
(1,26)	1:A:9:THR:H	1:A:8:LYS:HD2	7	1.07
(1,2530)	1:A:88:ILE:HD11	1:B:95:ASP:HB2	10	1.07
(1,2530)	1:A:88:ILE:HD11	1:B:95:ASP:HB3	10	1.07
(1,2530)	1:A:88:ILE:HD12	1:B:95:ASP:HB2	10	1.07
(1,2530)	1:A:88:ILE:HD12	1:B:95:ASP:HB3	10	1.07
(1,2530)	1:A:88:ILE:HD13	1:B:95:ASP:HB2	10	1.07
(1,2530)	1:A:88:ILE:HD13	1:B:95:ASP:HB3	10	1.07
(1,2508)	2:C:22:ARG:H	2:C:23:TYR:H	12	1.07
(1,2496)	2:C:8:ILE:H	2:C:9:ARG:H	12	1.07
(1,2473)	1:B:215:VAL:H	1:B:215:VAL:HG11	6	1.07
(1,2473)	1:B:215:VAL:H	1:B:215:VAL:HG12	6	1.07
(1,2473)	1:B:215:VAL:H	1:B:215:VAL:HG13	6	1.07
(1,2468)	1:B:213:CYS:H	1:B:213:CYS:HB2	1	1.07
(1,2468)	1:B:213:CYS:H	1:B:213:CYS:HB2	6	1.07
(1,2468)	1:B:213:CYS:H	1:B:213:CYS:HB2	9	1.07
(1,2468)	1:B:213:CYS:H	1:B:213:CYS:HB2	13	1.07
(1,2435)	1:B:208:ALA:H	1:B:208:ALA:HB1	10	1.07
(1,2435)	1:B:208:ALA:H	1:B:208:ALA:HB2	10	1.07

*Continued on next page...*

*Continued from previous page...*

Key	Atom-1	Atom-2	Model ID	Violation (Å)
(1,2435)	1:B:208:ALA:H	1:B:208:ALA:HB3	10	1.07
(1,24)	1:A:8:LYS:H	1:A:8:LYS:HD2	8	1.07
(1,2393)	1:B:202:SER:H	1:B:202:SER:HB2	3	1.07
(1,2330)	1:B:190:LYS:HD2	1:B:191:SER:H	14	1.07
(1,2299)	1:B:187:ALA:HB1	1:B:198:MET:HG2	15	1.07
(1,2299)	1:B:187:ALA:HB1	1:B:198:MET:HG3	15	1.07
(1,2299)	1:B:187:ALA:HB2	1:B:198:MET:HG2	15	1.07
(1,2299)	1:B:187:ALA:HB2	1:B:198:MET:HG3	15	1.07
(1,2299)	1:B:187:ALA:HB3	1:B:198:MET:HG2	15	1.07
(1,2299)	1:B:187:ALA:HB3	1:B:198:MET:HG3	15	1.07
(1,2172)	1:B:169:LEU:H	1:B:169:LEU:HG	2	1.07
(1,2159)	1:B:166:ILE:HD11	1:B:107:LEU:HG	1	1.07
(1,2159)	1:B:166:ILE:HD12	1:B:107:LEU:HG	1	1.07
(1,2159)	1:B:166:ILE:HD13	1:B:107:LEU:HG	1	1.07
(1,215)	1:A:41:ILE:H	1:A:41:ILE:HG21	9	1.07
(1,215)	1:A:41:ILE:H	1:A:41:ILE:HG22	9	1.07
(1,215)	1:A:41:ILE:H	1:A:41:ILE:HG23	9	1.07
(1,1925)	1:B:122:GLN:H	1:B:122:GLN:HG2	15	1.07
(1,184)	1:A:37:PHE:H	1:A:37:PHE:HB2	3	1.07
(1,1837)	1:B:111:ILE:HB	1:B:112:GLY:H	13	1.07
(1,1764)	1:B:99:TYR:H	1:B:99:TYR:HB2	8	1.07
(1,1734)	1:B:88:ILE:H	1:B:88:ILE:HD11	9	1.07
(1,1734)	1:B:88:ILE:H	1:B:88:ILE:HD12	9	1.07
(1,1734)	1:B:88:ILE:H	1:B:88:ILE:HD13	9	1.07
(1,1608)	1:B:69:GLU:H	1:B:68:VAL:HG11	6	1.07
(1,1608)	1:B:69:GLU:H	1:B:68:VAL:HG12	6	1.07
(1,1608)	1:B:69:GLU:H	1:B:68:VAL:HG13	6	1.07
(1,1523)	1:B:53:VAL:HG11	1:B:56:ALA:H	1	1.07
(1,1523)	1:B:53:VAL:HG12	1:B:56:ALA:H	1	1.07
(1,1523)	1:B:53:VAL:HG13	1:B:56:ALA:H	1	1.07
(1,1463)	1:B:41:ILE:HG21	1:B:42:ASN:H	8	1.07
(1,1463)	1:B:41:ILE:HG22	1:B:42:ASN:H	8	1.07
(1,1463)	1:B:41:ILE:HG23	1:B:42:ASN:H	8	1.07
(1,1342)	1:B:24:THR:H	1:B:24:THR:HG21	10	1.07
(1,1342)	1:B:24:THR:H	1:B:24:THR:HG22	10	1.07
(1,1342)	1:B:24:THR:H	1:B:24:THR:HG23	10	1.07
(1,1269)	1:B:9:THR:H	1:B:7:ASP:HA	3	1.07
(1,1224)	1:A:213:CYS:H	1:A:213:CYS:HB2	2	1.07
(1,1089)	1:A:191:SER:H	1:A:191:SER:HB3	1	1.07
(1,1072)	1:A:188:LEU:HD11	1:A:202:SER:HB2	2	1.07
(1,1072)	1:A:188:LEU:HD11	1:A:202:SER:HB3	2	1.07
(1,1072)	1:A:188:LEU:HD12	1:A:202:SER:HB2	2	1.07

*Continued on next page...*

*Continued from previous page...*

Key	Atom-1	Atom-2	Model ID	Violation (Å)
(1,1072)	1:A:188:LEU:HD12	1:A:202:SER:HB3	2	1.07
(1,1072)	1:A:188:LEU:HD13	1:A:202:SER:HB2	2	1.07
(1,1072)	1:A:188:LEU:HD13	1:A:202:SER:HB3	2	1.07
(1,104)	1:A:25:LYS:H	1:A:25:LYS:HD3	4	1.07
(1,1036)	1:A:185:THR:H	1:A:185:THR:HG1	15	1.07
(2,373)	1:B:165:THR:H	1:A:188:LEU:H	14	1.06
(1,702)	1:A:132:LEU:H	1:A:132:LEU:HG	3	1.06
(1,686)	1:A:124:ILE:H	1:A:124:ILE:HG21	5	1.06
(1,686)	1:A:124:ILE:H	1:A:124:ILE:HG22	5	1.06
(1,686)	1:A:124:ILE:H	1:A:124:ILE:HG23	5	1.06
(1,630)	1:A:117:MET:HE1	1:A:116:GLY:H	10	1.06
(1,630)	1:A:117:MET:HE2	1:A:116:GLY:H	10	1.06
(1,630)	1:A:117:MET:HE3	1:A:116:GLY:H	10	1.06
(1,557)	1:A:106:LEU:H	1:A:106:LEU:HB2	10	1.06
(1,520)	1:A:99:TYR:H	1:A:99:TYR:HB2	7	1.06
(1,491)	1:A:88:ILE:H	1:A:88:ILE:HG12	12	1.06
(1,414)	1:A:75:GLU:H	1:A:73:LEU:HD11	6	1.06
(1,414)	1:A:75:GLU:H	1:A:73:LEU:HD12	6	1.06
(1,414)	1:A:75:GLU:H	1:A:73:LEU:HD13	6	1.06
(1,2615)	2:C:9:ARG:HE	1:A:76:GLU:H	10	1.06
(1,2615)	2:C:9:ARG:HE	1:B:76:GLU:H	10	1.06
(1,2582)	1:B:116:GLY:H	1:A:189:PHE:HB2	6	1.06
(1,2582)	1:B:116:GLY:H	1:A:189:PHE:HB3	6	1.06
(1,25)	1:A:9:THR:H	1:A:7:ASP:HA	15	1.06
(1,2479)	1:B:218:ARG:H	1:B:218:ARG:HG2	1	1.06
(1,2479)	1:B:218:ARG:H	1:B:218:ARG:HG2	7	1.06
(1,2468)	1:B:213:CYS:H	1:B:213:CYS:HB2	5	1.06
(1,24)	1:A:8:LYS:H	1:A:8:LYS:HD2	1	1.06
(1,2393)	1:B:202:SER:H	1:B:202:SER:HB2	5	1.06
(1,238)	1:A:45:ILE:H	1:A:45:ILE:HG21	5	1.06
(1,238)	1:A:45:ILE:H	1:A:45:ILE:HG22	5	1.06
(1,238)	1:A:45:ILE:H	1:A:45:ILE:HG23	5	1.06
(1,238)	1:A:45:ILE:H	1:A:45:ILE:HG21	9	1.06
(1,238)	1:A:45:ILE:H	1:A:45:ILE:HG22	9	1.06
(1,238)	1:A:45:ILE:H	1:A:45:ILE:HG23	9	1.06
(1,238)	1:A:45:ILE:H	1:A:45:ILE:HG21	12	1.06
(1,238)	1:A:45:ILE:H	1:A:45:ILE:HG22	12	1.06
(1,238)	1:A:45:ILE:H	1:A:45:ILE:HG23	12	1.06
(1,238)	1:A:45:ILE:H	1:A:45:ILE:HG21	14	1.06
(1,238)	1:A:45:ILE:H	1:A:45:ILE:HG22	14	1.06
(1,238)	1:A:45:ILE:H	1:A:45:ILE:HG23	14	1.06
(1,2333)	1:B:191:SER:H	1:B:191:SER:HB3	15	1.06

*Continued on next page...*



*Continued from previous page...*

Key	Atom-1	Atom-2	Model ID	Violation (Å)
(1,2318)	1:B:188:LEU:HD21	1:B:196:LYS:HE2	7	1.06
(1,2318)	1:B:188:LEU:HD21	1:B:196:LYS:HE3	7	1.06
(1,2318)	1:B:188:LEU:HD22	1:B:196:LYS:HE2	7	1.06
(1,2318)	1:B:188:LEU:HD22	1:B:196:LYS:HE3	7	1.06
(1,2318)	1:B:188:LEU:HD23	1:B:196:LYS:HE2	7	1.06
(1,2318)	1:B:188:LEU:HD23	1:B:196:LYS:HE3	7	1.06
(1,2183)	1:B:172:LYS:H	1:B:172:LYS:HG2	1	1.06
(1,2183)	1:B:172:LYS:H	1:B:172:LYS:HG2	9	1.06
(1,2139)	1:B:164:SER:H	1:B:164:SER:HB2	2	1.06
(1,2069)	1:B:156:ALA:H	1:B:156:ALA:HB1	14	1.06
(1,2069)	1:B:156:ALA:H	1:B:156:ALA:HB2	14	1.06
(1,2069)	1:B:156:ALA:H	1:B:156:ALA:HB3	14	1.06
(1,2050)	1:B:154:ILE:H	1:B:154:ILE:HG21	3	1.06
(1,2050)	1:B:154:ILE:H	1:B:154:ILE:HG22	3	1.06
(1,2050)	1:B:154:ILE:H	1:B:154:ILE:HG23	3	1.06
(1,2050)	1:B:154:ILE:H	1:B:154:ILE:HG21	15	1.06
(1,2050)	1:B:154:ILE:H	1:B:154:ILE:HG22	15	1.06
(1,2050)	1:B:154:ILE:H	1:B:154:ILE:HG23	15	1.06
(1,1998)	1:B:141:ILE:H	1:B:141:ILE:HG21	9	1.06
(1,1998)	1:B:141:ILE:H	1:B:141:ILE:HG22	9	1.06
(1,1998)	1:B:141:ILE:H	1:B:141:ILE:HG23	9	1.06
(1,1837)	1:B:111:ILE:HB	1:B:112:GLY:H	10	1.06
(1,1783)	1:B:104:VAL:HG21	1:B:170:ARG:HE	6	1.06
(1,1783)	1:B:104:VAL:HG22	1:B:170:ARG:HE	6	1.06
(1,1783)	1:B:104:VAL:HG23	1:B:170:ARG:HE	6	1.06
(1,1783)	1:B:104:VAL:HG21	1:B:170:ARG:HE	14	1.06
(1,1783)	1:B:104:VAL:HG22	1:B:170:ARG:HE	14	1.06
(1,1783)	1:B:104:VAL:HG23	1:B:170:ARG:HE	14	1.06
(1,1779)	1:B:104:VAL:H	1:B:104:VAL:HG11	9	1.06
(1,1779)	1:B:104:VAL:H	1:B:104:VAL:HG12	9	1.06
(1,1779)	1:B:104:VAL:H	1:B:104:VAL:HG13	9	1.06
(1,1764)	1:B:99:TYR:H	1:B:99:TYR:HB2	3	1.06
(1,1489)	1:B:45:ILE:HG21	1:B:46:SER:H	14	1.06
(1,1489)	1:B:45:ILE:HG22	1:B:46:SER:H	14	1.06
(1,1489)	1:B:45:ILE:HG23	1:B:46:SER:H	14	1.06
(1,1480)	1:B:44:ILE:H	1:B:44:ILE:HG21	5	1.06
(1,1480)	1:B:44:ILE:H	1:B:44:ILE:HG22	5	1.06
(1,1480)	1:B:44:ILE:H	1:B:44:ILE:HG23	5	1.06
(1,1480)	1:B:44:ILE:H	1:B:44:ILE:HG21	13	1.06
(1,1480)	1:B:44:ILE:H	1:B:44:ILE:HG22	13	1.06
(1,1480)	1:B:44:ILE:H	1:B:44:ILE:HG23	13	1.06
(1,14)	1:A:6:GLY:H	1:A:7:ASP:H	14	1.06

*Continued on next page...*



*Continued from previous page...*

Key	Atom-1	Atom-2	Model ID	Violation (Å)
(1,1351)	1:B:27:LYS:H	1:B:26:PRO:HG2	15	1.06
(1,1339)	1:B:23:THR:H	1:B:23:THR:HG21	1	1.06
(1,1339)	1:B:23:THR:H	1:B:23:THR:HG22	1	1.06
(1,1339)	1:B:23:THR:H	1:B:23:THR:HG23	1	1.06
(1,1224)	1:A:213:CYS:H	1:A:213:CYS:HB2	8	1.06
(1,1215)	1:A:211:VAL:HG21	1:A:170:ARG:HG2	1	1.06
(1,1215)	1:A:211:VAL:HG21	1:A:170:ARG:HG3	1	1.06
(1,1215)	1:A:211:VAL:HG22	1:A:170:ARG:HG2	1	1.06
(1,1215)	1:A:211:VAL:HG22	1:A:170:ARG:HG3	1	1.06
(1,1215)	1:A:211:VAL:HG23	1:A:170:ARG:HG2	1	1.06
(1,1215)	1:A:211:VAL:HG23	1:A:170:ARG:HG3	1	1.06
(1,1163)	1:A:204:MET:HE1	1:A:160:ASN:HB2	4	1.06
(1,1163)	1:A:204:MET:HE1	1:A:160:ASN:HB3	4	1.06
(1,1163)	1:A:204:MET:HE2	1:A:160:ASN:HB2	4	1.06
(1,1163)	1:A:204:MET:HE2	1:A:160:ASN:HB3	4	1.06
(1,1163)	1:A:204:MET:HE3	1:A:160:ASN:HB2	4	1.06
(1,1163)	1:A:204:MET:HE3	1:A:160:ASN:HB3	4	1.06
(1,1149)	1:A:202:SER:H	1:A:202:SER:HB2	12	1.06
(1,1070)	1:A:188:LEU:HD11	1:A:198:MET:HG2	13	1.06
(1,1070)	1:A:188:LEU:HD11	1:A:198:MET:HG3	13	1.06
(1,1070)	1:A:188:LEU:HD12	1:A:198:MET:HG2	13	1.06
(1,1070)	1:A:188:LEU:HD12	1:A:198:MET:HG3	13	1.06
(1,1070)	1:A:188:LEU:HD13	1:A:198:MET:HG2	13	1.06
(1,1070)	1:A:188:LEU:HD13	1:A:198:MET:HG3	13	1.06
(1,1041)	1:A:186:GLY:H	1:A:185:THR:HG1	8	1.06
(1,98)	1:A:24:THR:H	1:A:24:THR:HG21	12	1.05
(1,98)	1:A:24:THR:H	1:A:24:THR:HG22	12	1.05
(1,98)	1:A:24:THR:H	1:A:24:THR:HG23	12	1.05
(1,975)	1:A:179:ILE:H	1:A:179:ILE:HG21	6	1.05
(1,975)	1:A:179:ILE:H	1:A:179:ILE:HG22	6	1.05
(1,975)	1:A:179:ILE:H	1:A:179:ILE:HG23	6	1.05
(1,888)	1:A:163:ASN:H	1:A:163:ASN:HB2	2	1.05
(1,86)	1:A:21:GLN:HB3	1:A:22:ASP:H	11	1.05
(1,858)	1:A:159:TYR:H	1:A:159:TYR:HB2	15	1.05
(1,854)	1:A:159:TYR:H	1:A:157:LEU:HD11	14	1.05
(1,854)	1:A:159:TYR:H	1:A:157:LEU:HD12	14	1.05
(1,854)	1:A:159:TYR:H	1:A:157:LEU:HD13	14	1.05
(1,85)	1:A:21:GLN:H	1:A:21:GLN:HB2	3	1.05
(1,806)	1:A:154:ILE:H	1:A:154:ILE:HG21	15	1.05
(1,806)	1:A:154:ILE:H	1:A:154:ILE:HG22	15	1.05
(1,806)	1:A:154:ILE:H	1:A:154:ILE:HG23	15	1.05
(1,738)	1:A:137:VAL:H	1:A:137:VAL:HG11	14	1.05

*Continued on next page...*

*Continued from previous page...*

Key	Atom-1	Atom-2	Model ID	Violation (Å)
(1,738)	1:A:137:VAL:H	1:A:137:VAL:HG12	14	1.05
(1,738)	1:A:137:VAL:H	1:A:137:VAL:HG13	14	1.05
(1,641)	1:A:118:MET:H	1:A:118:MET:HB2	5	1.05
(1,641)	1:A:118:MET:H	1:A:118:MET:HB2	13	1.05
(1,466)	1:A:81:LEU:H	1:A:81:LEU:HB2	13	1.05
(1,41)	1:A:12:ASP:H	1:A:12:ASP:HB3	11	1.05
(1,313)	1:A:59:HIS:H	1:A:59:HIS:HB2	8	1.05
(1,304)	1:A:58:LEU:H	1:A:58:LEU:HB2	13	1.05
(1,2576)	1:B:105:TYR:H	1:A:179:ILE:HD11	7	1.05
(1,2576)	1:B:105:TYR:H	1:A:179:ILE:HD12	7	1.05
(1,2576)	1:B:105:TYR:H	1:A:179:ILE:HD13	7	1.05
(1,2543)	1:A:116:GLY:H	1:B:189:PHE:HB2	9	1.05
(1,2543)	1:A:116:GLY:H	1:B:189:PHE:HB3	9	1.05
(1,2484)	1:B:220:LEU:H	1:B:220:LEU:HB2	13	1.05
(1,2475)	1:B:216:LYS:H	1:B:216:LYS:HG2	3	1.05
(1,2468)	1:B:213:CYS:H	1:B:213:CYS:HB2	11	1.05
(1,2392)	1:B:202:SER:H	1:B:202:SER:HB3	5	1.05
(1,2362)	1:B:198:MET:H	1:B:198:MET:HB2	6	1.05
(1,236)	1:A:44:ILE:H	1:A:44:ILE:HG21	1	1.05
(1,236)	1:A:44:ILE:H	1:A:44:ILE:HG22	1	1.05
(1,236)	1:A:44:ILE:H	1:A:44:ILE:HG23	1	1.05
(1,236)	1:A:44:ILE:H	1:A:44:ILE:HG21	14	1.05
(1,236)	1:A:44:ILE:H	1:A:44:ILE:HG22	14	1.05
(1,236)	1:A:44:ILE:H	1:A:44:ILE:HG23	14	1.05
(1,2326)	1:B:190:LYS:H	1:B:190:LYS:HE2	5	1.05
(1,2299)	1:B:187:ALA:HB1	1:B:198:MET:HG2	4	1.05
(1,2299)	1:B:187:ALA:HB1	1:B:198:MET:HG3	4	1.05
(1,2299)	1:B:187:ALA:HB2	1:B:198:MET:HG2	4	1.05
(1,2299)	1:B:187:ALA:HB2	1:B:198:MET:HG3	4	1.05
(1,2299)	1:B:187:ALA:HB3	1:B:198:MET:HG2	4	1.05
(1,2299)	1:B:187:ALA:HB3	1:B:198:MET:HG3	4	1.05
(1,2279)	1:B:185:THR:H	1:B:185:THR:HG21	6	1.05
(1,2279)	1:B:185:THR:H	1:B:185:THR:HG22	6	1.05
(1,2279)	1:B:185:THR:H	1:B:185:THR:HG23	6	1.05
(1,2189)	1:B:173:HIS:H	1:B:173:HIS:HB2	10	1.05
(1,2171)	1:B:169:LEU:H	1:B:169:LEU:HB2	10	1.05
(1,2171)	1:B:169:LEU:H	1:B:169:LEU:HB2	11	1.05
(1,215)	1:A:41:ILE:H	1:A:41:ILE:HG21	1	1.05
(1,215)	1:A:41:ILE:H	1:A:41:ILE:HG22	1	1.05
(1,215)	1:A:41:ILE:H	1:A:41:ILE:HG23	1	1.05
(1,2139)	1:B:164:SER:H	1:B:164:SER:HB2	13	1.05
(1,2102)	1:B:159:TYR:H	1:B:159:TYR:HB2	3	1.05

*Continued on next page...*

*Continued from previous page...*

Key	Atom-1	Atom-2	Model ID	Violation (Å)
(1,2069)	1:B:156:ALA:H	1:B:156:ALA:HB1	6	1.05
(1,2069)	1:B:156:ALA:H	1:B:156:ALA:HB2	6	1.05
(1,2069)	1:B:156:ALA:H	1:B:156:ALA:HB3	6	1.05
(1,2059)	1:B:155:LEU:H	1:B:155:LEU:HB2	4	1.05
(1,2059)	1:B:155:LEU:H	1:B:155:LEU:HB2	12	1.05
(1,1960)	1:B:134:LEU:H	1:B:134:LEU:HB2	12	1.05
(1,1922)	1:B:121:LEU:HD21	1:B:152:ALA:HB1	1	1.05
(1,1922)	1:B:121:LEU:HD21	1:B:152:ALA:HB2	1	1.05
(1,1922)	1:B:121:LEU:HD21	1:B:152:ALA:HB3	1	1.05
(1,1922)	1:B:121:LEU:HD22	1:B:152:ALA:HB1	1	1.05
(1,1922)	1:B:121:LEU:HD22	1:B:152:ALA:HB2	1	1.05
(1,1922)	1:B:121:LEU:HD22	1:B:152:ALA:HB3	1	1.05
(1,1922)	1:B:121:LEU:HD23	1:B:152:ALA:HB1	1	1.05
(1,1922)	1:B:121:LEU:HD23	1:B:152:ALA:HB2	1	1.05
(1,1922)	1:B:121:LEU:HD23	1:B:152:ALA:HB3	1	1.05
(1,1891)	1:B:118:MET:HE1	1:B:155:LEU:HD21	3	1.05
(1,1891)	1:B:118:MET:HE1	1:B:155:LEU:HD22	3	1.05
(1,1891)	1:B:118:MET:HE1	1:B:155:LEU:HD23	3	1.05
(1,1891)	1:B:118:MET:HE2	1:B:155:LEU:HD21	3	1.05
(1,1891)	1:B:118:MET:HE2	1:B:155:LEU:HD22	3	1.05
(1,1891)	1:B:118:MET:HE2	1:B:155:LEU:HD23	3	1.05
(1,1891)	1:B:118:MET:HE3	1:B:155:LEU:HD21	3	1.05
(1,1891)	1:B:118:MET:HE3	1:B:155:LEU:HD22	3	1.05
(1,1891)	1:B:118:MET:HE3	1:B:155:LEU:HD23	3	1.05
(1,1885)	1:B:118:MET:H	1:B:118:MET:HB2	14	1.05
(1,186)	1:A:37:PHE:H	1:A:37:PHE:HB3	7	1.05
(1,1856)	1:B:114:PHE:HB2	1:B:115:SER:H	6	1.05
(1,1801)	1:B:106:LEU:H	1:B:106:LEU:HB2	2	1.05
(1,1801)	1:B:106:LEU:H	1:B:106:LEU:HB2	15	1.05
(1,1779)	1:B:104:VAL:H	1:B:104:VAL:HG11	5	1.05
(1,1779)	1:B:104:VAL:H	1:B:104:VAL:HG12	5	1.05
(1,1779)	1:B:104:VAL:H	1:B:104:VAL:HG13	5	1.05
(1,1710)	1:B:81:LEU:H	1:B:81:LEU:HB2	2	1.05
(1,1548)	1:B:58:LEU:H	1:B:58:LEU:HB2	7	1.05
(1,1472)	1:B:43:ASN:H	1:B:43:ASN:HB2	8	1.05
(1,1463)	1:B:41:ILE:HG21	1:B:42:ASN:H	1	1.05
(1,1463)	1:B:41:ILE:HG22	1:B:42:ASN:H	1	1.05
(1,1463)	1:B:41:ILE:HG23	1:B:42:ASN:H	1	1.05
(1,141)	1:A:32:LYS:H	1:A:32:LYS:HD2	2	1.05
(1,1376)	1:B:31:LEU:H	1:B:31:LEU:HB2	2	1.05
(1,1268)	1:B:8:LYS:H	1:B:8:LYS:HD2	10	1.05
(1,1235)	1:A:218:ARG:H	1:A:218:ARG:HG2	12	1.05

*Continued on next page...*

*Continued from previous page...*

Key	Atom-1	Atom-2	Model ID	Violation (Å)
(1,1224)	1:A:213:CYS:H	1:A:213:CYS:HB2	7	1.05
(1,1224)	1:A:213:CYS:H	1:A:213:CYS:HB2	10	1.05
(1,1224)	1:A:213:CYS:H	1:A:213:CYS:HB2	15	1.05
(1,1148)	1:A:202:SER:H	1:A:202:SER:HB3	12	1.05
(1,1069)	1:A:188:LEU:HD11	1:A:198:MET:HB2	13	1.05
(1,1069)	1:A:188:LEU:HD11	1:A:198:MET:HB3	13	1.05
(1,1069)	1:A:188:LEU:HD12	1:A:198:MET:HB2	13	1.05
(1,1069)	1:A:188:LEU:HD12	1:A:198:MET:HB3	13	1.05
(1,1069)	1:A:188:LEU:HD13	1:A:198:MET:HB2	13	1.05
(1,1069)	1:A:188:LEU:HD13	1:A:198:MET:HB3	13	1.05
(1,1022)	1:A:184:LEU:H	1:A:184:LEU:HB2	8	1.05
(2,131)	1:A:165:THR:H	1:B:188:LEU:H	10	1.04
(1,928)	1:A:169:LEU:H	1:A:169:LEU:HG	11	1.04
(1,909)	1:A:166:ILE:H	1:A:166:ILE:HG21	2	1.04
(1,909)	1:A:166:ILE:H	1:A:166:ILE:HG22	2	1.04
(1,909)	1:A:166:ILE:H	1:A:166:ILE:HG23	2	1.04
(1,895)	1:A:164:SER:H	1:A:164:SER:HB2	1	1.04
(1,858)	1:A:159:TYR:H	1:A:159:TYR:HB2	4	1.04
(1,858)	1:A:159:TYR:H	1:A:159:TYR:HB2	6	1.04
(1,815)	1:A:155:LEU:H	1:A:155:LEU:HB2	3	1.04
(1,815)	1:A:155:LEU:H	1:A:155:LEU:HB2	5	1.04
(1,805)	1:A:154:ILE:H	1:A:154:ILE:HG12	10	1.04
(1,754)	1:A:141:ILE:H	1:A:141:ILE:HG21	11	1.04
(1,754)	1:A:141:ILE:H	1:A:141:ILE:HG22	11	1.04
(1,754)	1:A:141:ILE:H	1:A:141:ILE:HG23	11	1.04
(1,753)	1:A:141:ILE:H	1:A:141:ILE:HG12	2	1.04
(1,686)	1:A:124:ILE:H	1:A:124:ILE:HG21	9	1.04
(1,686)	1:A:124:ILE:H	1:A:124:ILE:HG22	9	1.04
(1,686)	1:A:124:ILE:H	1:A:124:ILE:HG23	9	1.04
(1,685)	1:A:124:ILE:H	1:A:124:ILE:HG12	11	1.04
(1,672)	1:A:121:LEU:H	1:A:122:GLN:H	5	1.04
(1,557)	1:A:106:LEU:H	1:A:106:LEU:HB2	5	1.04
(1,557)	1:A:106:LEU:H	1:A:106:LEU:HB2	8	1.04
(1,535)	1:A:104:VAL:H	1:A:104:VAL:HG11	14	1.04
(1,535)	1:A:104:VAL:H	1:A:104:VAL:HG12	14	1.04
(1,535)	1:A:104:VAL:H	1:A:104:VAL:HG13	14	1.04
(1,414)	1:A:75:GLU:H	1:A:73:LEU:HD11	10	1.04
(1,414)	1:A:75:GLU:H	1:A:73:LEU:HD12	10	1.04
(1,414)	1:A:75:GLU:H	1:A:73:LEU:HD13	10	1.04
(1,377)	1:A:70:TYR:H	1:A:70:TYR:HB2	12	1.04
(1,342)	1:A:66:LYS:H	1:A:66:LYS:HB2	4	1.04
(1,31)	1:A:9:THR:H	1:A:9:THR:HG21	11	1.04

*Continued on next page...*

*Continued from previous page...*

Key	Atom-1	Atom-2	Model ID	Violation (Å)
(1,31)	1:A:9:THR:H	1:A:9:THR:HG22	11	1.04
(1,31)	1:A:9:THR:H	1:A:9:THR:HG23	11	1.04
(1,287)	1:A:55:THR:H	1:A:55:THR:HG21	6	1.04
(1,287)	1:A:55:THR:H	1:A:55:THR:HG22	6	1.04
(1,287)	1:A:55:THR:H	1:A:55:THR:HG23	6	1.04
(1,279)	1:A:53:VAL:HG11	1:A:56:ALA:H	1	1.04
(1,279)	1:A:53:VAL:HG12	1:A:56:ALA:H	1	1.04
(1,279)	1:A:53:VAL:HG13	1:A:56:ALA:H	1	1.04
(1,261)	1:A:51:MET:H	1:A:51:MET:HG2	11	1.04
(1,25)	1:A:9:THR:H	1:A:7:ASP:HA	13	1.04
(1,2483)	1:B:219:LEU:H	1:B:219:LEU:HB2	9	1.04
(1,2473)	1:B:215:VAL:H	1:B:215:VAL:HG11	7	1.04
(1,2473)	1:B:215:VAL:H	1:B:215:VAL:HG12	7	1.04
(1,2473)	1:B:215:VAL:H	1:B:215:VAL:HG13	7	1.04
(1,2468)	1:B:213:CYS:H	1:B:213:CYS:HB2	12	1.04
(1,2456)	1:B:211:VAL:HG21	1:B:170:ARG:HB2	11	1.04
(1,2456)	1:B:211:VAL:HG21	1:B:170:ARG:HB3	11	1.04
(1,2456)	1:B:211:VAL:HG22	1:B:170:ARG:HB2	11	1.04
(1,2456)	1:B:211:VAL:HG22	1:B:170:ARG:HB3	11	1.04
(1,2456)	1:B:211:VAL:HG23	1:B:170:ARG:HB2	11	1.04
(1,2456)	1:B:211:VAL:HG23	1:B:170:ARG:HB3	11	1.04
(1,245)	1:A:45:ILE:HG21	1:A:46:SER:H	12	1.04
(1,245)	1:A:45:ILE:HG22	1:A:46:SER:H	12	1.04
(1,245)	1:A:45:ILE:HG23	1:A:46:SER:H	12	1.04
(1,2407)	1:B:204:MET:HE1	1:B:160:ASN:HB2	1	1.04
(1,2407)	1:B:204:MET:HE1	1:B:160:ASN:HB3	1	1.04
(1,2407)	1:B:204:MET:HE2	1:B:160:ASN:HB2	1	1.04
(1,2407)	1:B:204:MET:HE2	1:B:160:ASN:HB3	1	1.04
(1,2407)	1:B:204:MET:HE3	1:B:160:ASN:HB2	1	1.04
(1,2407)	1:B:204:MET:HE3	1:B:160:ASN:HB3	1	1.04
(1,2392)	1:B:202:SER:H	1:B:202:SER:HB3	3	1.04
(1,236)	1:A:44:ILE:H	1:A:44:ILE:HG21	9	1.04
(1,236)	1:A:44:ILE:H	1:A:44:ILE:HG22	9	1.04
(1,236)	1:A:44:ILE:H	1:A:44:ILE:HG23	9	1.04
(1,2359)	1:B:198:MET:H	1:B:198:MET:HG2	14	1.04
(1,2266)	1:B:184:LEU:H	1:B:184:LEU:HB2	1	1.04
(1,2266)	1:B:184:LEU:H	1:B:184:LEU:HB2	2	1.04
(1,2266)	1:B:184:LEU:H	1:B:184:LEU:HB2	10	1.04
(1,2183)	1:B:172:LYS:H	1:B:172:LYS:HG2	2	1.04
(1,2172)	1:B:169:LEU:H	1:B:169:LEU:HG	7	1.04
(1,215)	1:A:41:ILE:H	1:A:41:ILE:HG21	4	1.04
(1,215)	1:A:41:ILE:H	1:A:41:ILE:HG22	4	1.04

*Continued on next page...*

*Continued from previous page...*

Key	Atom-1	Atom-2	Model ID	Violation (Å)
(1,215)	1:A:41:ILE:H	1:A:41:ILE:HG23	4	1.04
(1,2142)	1:B:164:SER:H	1:B:211:VAL:HB	14	1.04
(1,2102)	1:B:159:TYR:H	1:B:159:TYR:HB2	4	1.04
(1,2059)	1:B:155:LEU:H	1:B:155:LEU:HB2	15	1.04
(1,2050)	1:B:154:ILE:H	1:B:154:ILE:HG21	1	1.04
(1,2050)	1:B:154:ILE:H	1:B:154:ILE:HG22	1	1.04
(1,2050)	1:B:154:ILE:H	1:B:154:ILE:HG23	1	1.04
(1,2050)	1:B:154:ILE:H	1:B:154:ILE:HG21	7	1.04
(1,2050)	1:B:154:ILE:H	1:B:154:ILE:HG22	7	1.04
(1,2050)	1:B:154:ILE:H	1:B:154:ILE:HG23	7	1.04
(1,2004)	1:B:144:ARG:H	1:B:144:ARG:HG2	9	1.04
(1,1982)	1:B:137:VAL:H	1:B:137:VAL:HG11	8	1.04
(1,1982)	1:B:137:VAL:H	1:B:137:VAL:HG12	8	1.04
(1,1982)	1:B:137:VAL:H	1:B:137:VAL:HG13	8	1.04
(1,1930)	1:B:124:ILE:H	1:B:124:ILE:HG21	3	1.04
(1,1930)	1:B:124:ILE:H	1:B:124:ILE:HG22	3	1.04
(1,1930)	1:B:124:ILE:H	1:B:124:ILE:HG23	3	1.04
(1,1930)	1:B:124:ILE:H	1:B:124:ILE:HG21	12	1.04
(1,1930)	1:B:124:ILE:H	1:B:124:ILE:HG22	12	1.04
(1,1930)	1:B:124:ILE:H	1:B:124:ILE:HG23	12	1.04
(1,1885)	1:B:118:MET:H	1:B:118:MET:HB2	15	1.04
(1,1852)	1:B:114:PHE:H	1:B:114:PHE:HB2	11	1.04
(1,1801)	1:B:106:LEU:H	1:B:106:LEU:HB2	5	1.04
(1,1801)	1:B:106:LEU:H	1:B:106:LEU:HB2	14	1.04
(1,1783)	1:B:104:VAL:HG21	1:B:170:ARG:HE	10	1.04
(1,1783)	1:B:104:VAL:HG22	1:B:170:ARG:HE	10	1.04
(1,1783)	1:B:104:VAL:HG23	1:B:170:ARG:HE	10	1.04
(1,1779)	1:B:104:VAL:H	1:B:104:VAL:HG11	3	1.04
(1,1779)	1:B:104:VAL:H	1:B:104:VAL:HG12	3	1.04
(1,1779)	1:B:104:VAL:H	1:B:104:VAL:HG13	3	1.04
(1,1779)	1:B:104:VAL:H	1:B:104:VAL:HG11	8	1.04
(1,1779)	1:B:104:VAL:H	1:B:104:VAL:HG12	8	1.04
(1,1779)	1:B:104:VAL:H	1:B:104:VAL:HG13	8	1.04
(1,1716)	1:B:82:GLU:H	1:B:82:GLU:HB2	7	1.04
(1,1710)	1:B:81:LEU:H	1:B:81:LEU:HB2	5	1.04
(1,1586)	1:B:66:LYS:H	1:B:66:LYS:HB2	6	1.04
(1,1548)	1:B:58:LEU:H	1:B:58:LEU:HB2	12	1.04
(1,1548)	1:B:58:LEU:H	1:B:58:LEU:HB2	13	1.04
(1,1485)	1:B:45:ILE:H	1:B:45:ILE:HG12	15	1.04
(1,1482)	1:B:45:ILE:H	1:B:45:ILE:HG21	14	1.04
(1,1482)	1:B:45:ILE:H	1:B:45:ILE:HG22	14	1.04
(1,1482)	1:B:45:ILE:H	1:B:45:ILE:HG23	14	1.04

*Continued on next page...*



*Continued from previous page...*

Key	Atom-1	Atom-2	Model ID	Violation (Å)
(1,1473)	1:B:43:ASN:H	1:B:43:ASN:HD21	1	1.04
(1,1463)	1:B:41:ILE:HG21	1:B:42:ASN:H	5	1.04
(1,1463)	1:B:41:ILE:HG22	1:B:42:ASN:H	5	1.04
(1,1463)	1:B:41:ILE:HG23	1:B:42:ASN:H	5	1.04
(1,1447)	1:B:40:ASN:H	1:B:40:ASN:HB2	14	1.04
(1,1430)	1:B:37:PHE:H	1:B:37:PHE:HB3	11	1.04
(1,1376)	1:B:31:LEU:H	1:B:31:LEU:HB2	1	1.04
(1,1376)	1:B:31:LEU:H	1:B:31:LEU:HB2	12	1.04
(1,1339)	1:B:23:THR:H	1:B:23:THR:HG21	12	1.04
(1,1339)	1:B:23:THR:H	1:B:23:THR:HG22	12	1.04
(1,1339)	1:B:23:THR:H	1:B:23:THR:HG23	12	1.04
(1,132)	1:A:31:LEU:H	1:A:31:LEU:HB2	15	1.04
(1,1300)	1:B:14:ALA:HB1	1:B:14:ALA:H	10	1.04
(1,1300)	1:B:14:ALA:HB2	1:B:14:ALA:H	10	1.04
(1,1300)	1:B:14:ALA:HB3	1:B:14:ALA:H	10	1.04
(1,1269)	1:B:9:THR:H	1:B:7:ASP:HA	9	1.04
(1,1255)	1:B:6:GLY:H	1:B:5:PHE:H	7	1.04
(1,1250)	1:B:5:PHE:HB2	1:B:5:PHE:H	8	1.04
(1,1250)	1:B:5:PHE:HB2	1:B:5:PHE:H	9	1.04
(1,1239)	1:A:219:LEU:H	1:A:219:LEU:HB2	2	1.04
(1,1239)	1:A:219:LEU:H	1:A:219:LEU:HB2	9	1.04
(1,1110)	1:A:196:LYS:H	1:A:196:LYS:HB2	3	1.04
(1,1110)	1:A:196:LYS:H	1:A:196:LYS:HB2	13	1.04
(1,1086)	1:A:190:LYS:HD2	1:A:191:SER:H	4	1.04
(1,1078)	1:A:189:PHE:H	1:A:189:PHE:HD1	3	1.04
(1,1078)	1:A:189:PHE:H	1:A:189:PHE:HD2	3	1.04
(1,1022)	1:A:184:LEU:H	1:A:184:LEU:HB2	5	1.04
(1,1022)	1:A:184:LEU:H	1:A:184:LEU:HB2	6	1.04
(1,950)	1:A:175:THR:H	1:A:175:THR:HG1	10	1.03
(1,95)	1:A:23:THR:H	1:A:23:THR:HG21	2	1.03
(1,95)	1:A:23:THR:H	1:A:23:THR:HG22	2	1.03
(1,95)	1:A:23:THR:H	1:A:23:THR:HG23	2	1.03
(1,945)	1:A:173:HIS:H	1:A:173:HIS:HB2	12	1.03
(1,939)	1:A:172:LYS:H	1:A:172:LYS:HG2	12	1.03
(1,939)	1:A:172:LYS:H	1:A:172:LYS:HG2	15	1.03
(1,90)	1:A:22:ASP:H	1:A:22:ASP:HB3	9	1.03
(1,85)	1:A:21:GLN:H	1:A:21:GLN:HB2	6	1.03
(1,815)	1:A:155:LEU:H	1:A:155:LEU:HB2	14	1.03
(1,754)	1:A:141:ILE:H	1:A:141:ILE:HG21	6	1.03
(1,754)	1:A:141:ILE:H	1:A:141:ILE:HG22	6	1.03
(1,754)	1:A:141:ILE:H	1:A:141:ILE:HG23	6	1.03
(1,75)	1:A:18:VAL:H	1:A:17:ALA:HB1	12	1.03

*Continued on next page...*



*Continued from previous page...*

Key	Atom-1	Atom-2	Model ID	Violation (Å)
(1,75)	1:A:18:VAL:H	1:A:17:ALA:HB2	12	1.03
(1,75)	1:A:18:VAL:H	1:A:17:ALA:HB3	12	1.03
(1,738)	1:A:137:VAL:H	1:A:137:VAL:HG11	6	1.03
(1,738)	1:A:137:VAL:H	1:A:137:VAL:HG12	6	1.03
(1,738)	1:A:137:VAL:H	1:A:137:VAL:HG13	6	1.03
(1,73)	1:A:17:ALA:H	1:A:17:ALA:HB1	9	1.03
(1,73)	1:A:17:ALA:H	1:A:17:ALA:HB2	9	1.03
(1,73)	1:A:17:ALA:H	1:A:17:ALA:HB3	9	1.03
(1,716)	1:A:134:LEU:H	1:A:134:LEU:HB2	11	1.03
(1,707)	1:A:133:GLN:H	1:A:133:GLN:HB2	4	1.03
(1,707)	1:A:133:GLN:H	1:A:133:GLN:HB2	11	1.03
(1,700)	1:A:132:LEU:H	1:A:132:LEU:HB2	4	1.03
(1,70)	1:A:16:ALA:H	1:A:16:ALA:HB1	14	1.03
(1,70)	1:A:16:ALA:H	1:A:16:ALA:HB2	14	1.03
(1,70)	1:A:16:ALA:H	1:A:16:ALA:HB3	14	1.03
(1,685)	1:A:124:ILE:H	1:A:124:ILE:HG12	10	1.03
(1,641)	1:A:118:MET:H	1:A:118:MET:HB2	2	1.03
(1,56)	1:A:14:ALA:HB1	1:A:14:ALA:H	13	1.03
(1,56)	1:A:14:ALA:HB2	1:A:14:ALA:H	13	1.03
(1,56)	1:A:14:ALA:HB3	1:A:14:ALA:H	13	1.03
(1,558)	1:A:106:LEU:H	1:A:106:LEU:HD11	6	1.03
(1,558)	1:A:106:LEU:H	1:A:106:LEU:HD12	6	1.03
(1,558)	1:A:106:LEU:H	1:A:106:LEU:HD13	6	1.03
(1,557)	1:A:106:LEU:H	1:A:106:LEU:HB2	3	1.03
(1,557)	1:A:106:LEU:H	1:A:106:LEU:HB2	12	1.03
(1,557)	1:A:106:LEU:H	1:A:106:LEU:HB2	14	1.03
(1,557)	1:A:106:LEU:H	1:A:106:LEU:HB2	15	1.03
(1,535)	1:A:104:VAL:H	1:A:104:VAL:HG11	1	1.03
(1,535)	1:A:104:VAL:H	1:A:104:VAL:HG12	1	1.03
(1,535)	1:A:104:VAL:H	1:A:104:VAL:HG13	1	1.03
(1,535)	1:A:104:VAL:H	1:A:104:VAL:HG11	11	1.03
(1,535)	1:A:104:VAL:H	1:A:104:VAL:HG12	11	1.03
(1,535)	1:A:104:VAL:H	1:A:104:VAL:HG13	11	1.03
(1,501)	1:A:90:SER:H	1:A:91:ARG:H	1	1.03
(1,490)	1:A:88:ILE:H	1:A:88:ILE:HD11	11	1.03
(1,490)	1:A:88:ILE:H	1:A:88:ILE:HD12	11	1.03
(1,490)	1:A:88:ILE:H	1:A:88:ILE:HD13	11	1.03
(1,466)	1:A:81:LEU:H	1:A:81:LEU:HB2	11	1.03
(1,436)	1:A:78:LEU:H	1:A:78:LEU:HB2	8	1.03
(1,436)	1:A:78:LEU:H	1:A:78:LEU:HB2	10	1.03
(1,417)	1:A:75:GLU:H	1:A:75:GLU:HB2	13	1.03
(1,41)	1:A:12:ASP:H	1:A:12:ASP:HB3	13	1.03

*Continued on next page...*

*Continued from previous page...*

Key	Atom-1	Atom-2	Model ID	Violation (Å)
(1,364)	1:A:69:GLU:H	1:A:68:VAL:HG11	15	1.03
(1,364)	1:A:69:GLU:H	1:A:68:VAL:HG12	15	1.03
(1,364)	1:A:69:GLU:H	1:A:68:VAL:HG13	15	1.03
(1,342)	1:A:66:LYS:H	1:A:66:LYS:HB2	7	1.03
(1,342)	1:A:66:LYS:H	1:A:66:LYS:HB2	11	1.03
(1,342)	1:A:66:LYS:H	1:A:66:LYS:HB2	12	1.03
(1,318)	1:A:63:GLY:H	1:A:64:LEU:H	2	1.03
(1,313)	1:A:59:HIS:H	1:A:59:HIS:HB2	6	1.03
(1,313)	1:A:59:HIS:H	1:A:59:HIS:HB2	10	1.03
(1,292)	1:A:56:ALA:H	1:A:56:ALA:HB1	2	1.03
(1,292)	1:A:56:ALA:H	1:A:56:ALA:HB2	2	1.03
(1,292)	1:A:56:ALA:H	1:A:56:ALA:HB3	2	1.03
(1,2508)	2:C:22:ARG:H	2:C:23:TYR:H	1	1.03
(1,25)	1:A:9:THR:H	1:A:7:ASP:HA	9	1.03
(1,2476)	1:B:217:LYS:H	1:B:217:LYS:HG2	14	1.03
(1,2448)	1:B:210:ALA:H	1:B:210:ALA:HB1	8	1.03
(1,2448)	1:B:210:ALA:H	1:B:210:ALA:HB2	8	1.03
(1,2448)	1:B:210:ALA:H	1:B:210:ALA:HB3	8	1.03
(1,2340)	1:B:193:LYS:H	1:B:193:LYS:HB2	9	1.03
(1,234)	1:A:44:ILE:H	1:A:44:ILE:HG12	7	1.03
(1,234)	1:A:44:ILE:H	1:A:44:ILE:HG12	12	1.03
(1,234)	1:A:44:ILE:H	1:A:44:ILE:HG12	13	1.03
(1,2299)	1:B:187:ALA:HB1	1:B:198:MET:HG2	9	1.03
(1,2299)	1:B:187:ALA:HB1	1:B:198:MET:HG3	9	1.03
(1,2299)	1:B:187:ALA:HB2	1:B:198:MET:HG2	9	1.03
(1,2299)	1:B:187:ALA:HB2	1:B:198:MET:HG3	9	1.03
(1,2299)	1:B:187:ALA:HB3	1:B:198:MET:HG2	9	1.03
(1,2299)	1:B:187:ALA:HB3	1:B:198:MET:HG3	9	1.03
(1,2279)	1:B:185:THR:H	1:B:185:THR:HG21	15	1.03
(1,2279)	1:B:185:THR:H	1:B:185:THR:HG22	15	1.03
(1,2279)	1:B:185:THR:H	1:B:185:THR:HG23	15	1.03
(1,2266)	1:B:184:LEU:H	1:B:184:LEU:HB2	11	1.03
(1,2183)	1:B:172:LYS:H	1:B:172:LYS:HG2	7	1.03
(1,215)	1:A:41:ILE:H	1:A:41:ILE:HG21	15	1.03
(1,215)	1:A:41:ILE:H	1:A:41:ILE:HG22	15	1.03
(1,215)	1:A:41:ILE:H	1:A:41:ILE:HG23	15	1.03
(1,214)	1:A:41:ILE:H	1:A:41:ILE:HG12	14	1.03
(1,2132)	1:B:163:ASN:H	1:B:163:ASN:HB2	5	1.03
(1,2085)	1:B:157:LEU:HD11	1:B:204:MET:HG2	10	1.03
(1,2085)	1:B:157:LEU:HD11	1:B:204:MET:HG3	10	1.03
(1,2085)	1:B:157:LEU:HD12	1:B:204:MET:HG2	10	1.03
(1,2085)	1:B:157:LEU:HD12	1:B:204:MET:HG3	10	1.03

*Continued on next page...*

*Continued from previous page...*

Key	Atom-1	Atom-2	Model ID	Violation (Å)
(1,2085)	1:B:157:LEU:HD13	1:B:204:MET:HG2	10	1.03
(1,2085)	1:B:157:LEU:HD13	1:B:204:MET:HG3	10	1.03
(1,2085)	1:B:157:LEU:HD21	1:B:204:MET:HG2	10	1.03
(1,2085)	1:B:157:LEU:HD21	1:B:204:MET:HG3	10	1.03
(1,2085)	1:B:157:LEU:HD22	1:B:204:MET:HG2	10	1.03
(1,2085)	1:B:157:LEU:HD22	1:B:204:MET:HG3	10	1.03
(1,2085)	1:B:157:LEU:HD23	1:B:204:MET:HG2	10	1.03
(1,2085)	1:B:157:LEU:HD23	1:B:204:MET:HG3	10	1.03
(1,2062)	1:B:155:LEU:HD21	1:B:118:MET:HG2	13	1.03
(1,2062)	1:B:155:LEU:HD21	1:B:118:MET:HG3	13	1.03
(1,2062)	1:B:155:LEU:HD22	1:B:118:MET:HG2	13	1.03
(1,2062)	1:B:155:LEU:HD22	1:B:118:MET:HG3	13	1.03
(1,2062)	1:B:155:LEU:HD23	1:B:118:MET:HG2	13	1.03
(1,2062)	1:B:155:LEU:HD23	1:B:118:MET:HG3	13	1.03
(1,1982)	1:B:137:VAL:H	1:B:137:VAL:HG11	10	1.03
(1,1982)	1:B:137:VAL:H	1:B:137:VAL:HG12	10	1.03
(1,1982)	1:B:137:VAL:H	1:B:137:VAL:HG13	10	1.03
(1,1801)	1:B:106:LEU:H	1:B:106:LEU:HB2	7	1.03
(1,1785)	1:B:104:VAL:HG11	1:B:170:ARG:HD2	8	1.03
(1,1785)	1:B:104:VAL:HG11	1:B:170:ARG:HD3	8	1.03
(1,1785)	1:B:104:VAL:HG12	1:B:170:ARG:HD2	8	1.03
(1,1785)	1:B:104:VAL:HG12	1:B:170:ARG:HD3	8	1.03
(1,1785)	1:B:104:VAL:HG13	1:B:170:ARG:HD2	8	1.03
(1,1785)	1:B:104:VAL:HG13	1:B:170:ARG:HD3	8	1.03
(1,1779)	1:B:104:VAL:H	1:B:104:VAL:HG11	4	1.03
(1,1779)	1:B:104:VAL:H	1:B:104:VAL:HG12	4	1.03
(1,1779)	1:B:104:VAL:H	1:B:104:VAL:HG13	4	1.03
(1,1680)	1:B:78:LEU:H	1:B:78:LEU:HB2	6	1.03
(1,1619)	1:B:70:TYR:H	1:B:70:TYR:HD1	9	1.03
(1,1619)	1:B:70:TYR:H	1:B:70:TYR:HD2	9	1.03
(1,1619)	1:B:70:TYR:H	1:B:70:TYR:HD1	14	1.03
(1,1619)	1:B:70:TYR:H	1:B:70:TYR:HD2	14	1.03
(1,1608)	1:B:69:GLU:H	1:B:68:VAL:HG11	9	1.03
(1,1608)	1:B:69:GLU:H	1:B:68:VAL:HG12	9	1.03
(1,1608)	1:B:69:GLU:H	1:B:68:VAL:HG13	9	1.03
(1,1594)	1:B:67:GLY:H	1:B:66:LYS:HB3	3	1.03
(1,1586)	1:B:66:LYS:H	1:B:66:LYS:HB2	14	1.03
(1,1562)	1:B:63:GLY:H	1:B:64:LEU:H	15	1.03
(1,1557)	1:B:59:HIS:H	1:B:59:HIS:HB2	2	1.03
(1,1536)	1:B:56:ALA:H	1:B:56:ALA:HB1	6	1.03
(1,1536)	1:B:56:ALA:H	1:B:56:ALA:HB2	6	1.03
(1,1536)	1:B:56:ALA:H	1:B:56:ALA:HB3	6	1.03

*Continued on next page...*

*Continued from previous page...*

Key	Atom-1	Atom-2	Model ID	Violation (Å)
(1,1480)	1:B:44:ILE:H	1:B:44:ILE:HG21	4	1.03
(1,1480)	1:B:44:ILE:H	1:B:44:ILE:HG22	4	1.03
(1,1480)	1:B:44:ILE:H	1:B:44:ILE:HG23	4	1.03
(1,1480)	1:B:44:ILE:H	1:B:44:ILE:HG21	7	1.03
(1,1480)	1:B:44:ILE:H	1:B:44:ILE:HG22	7	1.03
(1,1480)	1:B:44:ILE:H	1:B:44:ILE:HG23	7	1.03
(1,1472)	1:B:43:ASN:H	1:B:43:ASN:HB2	12	1.03
(1,1359)	1:B:28:GLU:H	1:B:28:GLU:HG2	13	1.03
(1,1351)	1:B:27:LYS:H	1:B:26:PRO:HG2	7	1.03
(1,1300)	1:B:14:ALA:HB1	1:B:14:ALA:H	1	1.03
(1,1300)	1:B:14:ALA:HB2	1:B:14:ALA:H	1	1.03
(1,1300)	1:B:14:ALA:HB3	1:B:14:ALA:H	1	1.03
(1,1280)	1:B:11:THR:H	1:B:11:THR:HG21	3	1.03
(1,1280)	1:B:11:THR:H	1:B:11:THR:HG22	3	1.03
(1,1280)	1:B:11:THR:H	1:B:11:THR:HG23	3	1.03
(1,1239)	1:A:219:LEU:H	1:A:219:LEU:HB2	4	1.03
(1,1204)	1:A:210:ALA:H	1:A:210:ALA:HB1	13	1.03
(1,1204)	1:A:210:ALA:H	1:A:210:ALA:HB2	13	1.03
(1,1204)	1:A:210:ALA:H	1:A:210:ALA:HB3	13	1.03
(1,1148)	1:A:202:SER:H	1:A:202:SER:HB3	9	1.03
(1,1124)	1:A:198:MET:HE1	1:A:191:SER:HB2	3	1.03
(1,1124)	1:A:198:MET:HE1	1:A:191:SER:HB3	3	1.03
(1,1124)	1:A:198:MET:HE2	1:A:191:SER:HB2	3	1.03
(1,1124)	1:A:198:MET:HE2	1:A:191:SER:HB3	3	1.03
(1,1124)	1:A:198:MET:HE3	1:A:191:SER:HB2	3	1.03
(1,1124)	1:A:198:MET:HE3	1:A:191:SER:HB3	3	1.03
(1,1082)	1:A:190:LYS:H	1:A:190:LYS:HE2	14	1.03
(1,1055)	1:A:187:ALA:HB1	1:A:198:MET:HG2	6	1.03
(1,1055)	1:A:187:ALA:HB1	1:A:198:MET:HG3	6	1.03
(1,1055)	1:A:187:ALA:HB2	1:A:198:MET:HG2	6	1.03
(1,1055)	1:A:187:ALA:HB2	1:A:198:MET:HG3	6	1.03
(1,1055)	1:A:187:ALA:HB3	1:A:198:MET:HG2	6	1.03
(1,1055)	1:A:187:ALA:HB3	1:A:198:MET:HG3	6	1.03
(1,978)	1:A:179:ILE:H	1:A:179:ILE:HG13	15	1.02
(1,939)	1:A:172:LYS:H	1:A:172:LYS:HG2	3	1.02
(1,90)	1:A:22:ASP:H	1:A:22:ASP:HB3	11	1.02
(1,858)	1:A:159:TYR:H	1:A:159:TYR:HB2	12	1.02
(1,840)	1:A:157:LEU:HD11	1:A:204:MET:HB2	2	1.02
(1,840)	1:A:157:LEU:HD11	1:A:204:MET:HB3	2	1.02
(1,840)	1:A:157:LEU:HD12	1:A:204:MET:HB2	2	1.02
(1,840)	1:A:157:LEU:HD12	1:A:204:MET:HB3	2	1.02
(1,840)	1:A:157:LEU:HD13	1:A:204:MET:HB2	2	1.02

*Continued on next page...*

*Continued from previous page...*

Key	Atom-1	Atom-2	Model ID	Violation (Å)
(1,840)	1:A:157:LEU:HD13	1:A:204:MET:HB3	2	1.02
(1,840)	1:A:157:LEU:HD21	1:A:204:MET:HB2	2	1.02
(1,840)	1:A:157:LEU:HD21	1:A:204:MET:HB3	2	1.02
(1,840)	1:A:157:LEU:HD22	1:A:204:MET:HB2	2	1.02
(1,840)	1:A:157:LEU:HD22	1:A:204:MET:HB3	2	1.02
(1,840)	1:A:157:LEU:HD23	1:A:204:MET:HB2	2	1.02
(1,840)	1:A:157:LEU:HD23	1:A:204:MET:HB3	2	1.02
(1,825)	1:A:156:ALA:H	1:A:156:ALA:HB1	6	1.02
(1,825)	1:A:156:ALA:H	1:A:156:ALA:HB2	6	1.02
(1,825)	1:A:156:ALA:H	1:A:156:ALA:HB3	6	1.02
(1,815)	1:A:155:LEU:H	1:A:155:LEU:HB2	4	1.02
(1,806)	1:A:154:ILE:H	1:A:154:ILE:HG21	12	1.02
(1,806)	1:A:154:ILE:H	1:A:154:ILE:HG22	12	1.02
(1,806)	1:A:154:ILE:H	1:A:154:ILE:HG23	12	1.02
(1,747)	1:A:139:ASN:H	1:A:139:ASN:HB2	5	1.02
(1,747)	1:A:139:ASN:H	1:A:139:ASN:HB2	7	1.02
(1,722)	1:A:135:ASN:H	1:A:135:ASN:HB2	10	1.02
(1,679)	1:A:122:GLN:H	1:A:122:GLN:HB2	10	1.02
(1,66)	1:A:15:ASN:HB3	1:A:16:ALA:H	3	1.02
(1,64)	1:A:15:ASN:H	1:A:15:ASN:HB2	5	1.02
(1,6)	1:A:5:PHE:HB2	1:A:5:PHE:H	7	1.02
(1,6)	1:A:5:PHE:HB2	1:A:5:PHE:H	10	1.02
(1,6)	1:A:5:PHE:HB2	1:A:5:PHE:H	15	1.02
(1,592)	1:A:111:ILE:H	1:A:111:ILE:HG21	12	1.02
(1,592)	1:A:111:ILE:H	1:A:111:ILE:HG22	12	1.02
(1,592)	1:A:111:ILE:H	1:A:111:ILE:HG23	12	1.02
(1,518)	1:A:96:ASP:H	1:A:170:ARG:HH11	6	1.02
(1,497)	1:A:90:SER:H	1:A:90:SER:HB2	9	1.02
(1,49)	1:A:13:ASP:H	1:A:13:ASP:HB2	15	1.02
(1,472)	1:A:82:GLU:H	1:A:82:GLU:HB2	2	1.02
(1,466)	1:A:81:LEU:H	1:A:81:LEU:HB2	10	1.02
(1,436)	1:A:78:LEU:H	1:A:78:LEU:HB2	4	1.02
(1,41)	1:A:12:ASP:H	1:A:12:ASP:HB3	10	1.02
(1,409)	1:A:74:GLU:H	1:A:74:GLU:HB2	7	1.02
(1,409)	1:A:74:GLU:H	1:A:74:GLU:HB2	12	1.02
(1,313)	1:A:59:HIS:H	1:A:59:HIS:HB2	5	1.02
(1,31)	1:A:9:THR:H	1:A:9:THR:HG21	5	1.02
(1,31)	1:A:9:THR:H	1:A:9:THR:HG22	5	1.02
(1,31)	1:A:9:THR:H	1:A:9:THR:HG23	5	1.02
(1,304)	1:A:58:LEU:H	1:A:58:LEU:HB2	5	1.02
(1,292)	1:A:56:ALA:H	1:A:56:ALA:HB1	6	1.02
(1,292)	1:A:56:ALA:H	1:A:56:ALA:HB2	6	1.02

*Continued on next page...*

*Continued from previous page...*

Key	Atom-1	Atom-2	Model ID	Violation (Å)
(1,292)	1:A:56:ALA:H	1:A:56:ALA:HB3	6	1.02
(1,292)	1:A:56:ALA:H	1:A:56:ALA:HB1	15	1.02
(1,292)	1:A:56:ALA:H	1:A:56:ALA:HB2	15	1.02
(1,292)	1:A:56:ALA:H	1:A:56:ALA:HB3	15	1.02
(1,2613)	2:C:22:ARG:HH11	1:A:65:ASP:H	11	1.02
(1,2613)	2:C:22:ARG:HH11	1:B:65:ASP:H	11	1.02
(1,2613)	2:C:22:ARG:HH12	1:A:65:ASP:H	11	1.02
(1,2613)	2:C:22:ARG:HH12	1:B:65:ASP:H	11	1.02
(1,2483)	1:B:219:LEU:H	1:B:219:LEU:HB2	2	1.02
(1,2480)	1:B:218:ARG:H	1:B:218:ARG:HB2	2	1.02
(1,2480)	1:B:218:ARG:H	1:B:218:ARG:HB2	12	1.02
(1,2472)	1:B:215:VAL:H	1:B:215:VAL:HB	15	1.02
(1,245)	1:A:45:ILE:HG21	1:A:46:SER:H	9	1.02
(1,245)	1:A:45:ILE:HG22	1:A:46:SER:H	9	1.02
(1,245)	1:A:45:ILE:HG23	1:A:46:SER:H	9	1.02
(1,2448)	1:B:210:ALA:H	1:B:210:ALA:HB1	7	1.02
(1,2448)	1:B:210:ALA:H	1:B:210:ALA:HB2	7	1.02
(1,2448)	1:B:210:ALA:H	1:B:210:ALA:HB3	7	1.02
(1,2435)	1:B:208:ALA:H	1:B:208:ALA:HB1	2	1.02
(1,2435)	1:B:208:ALA:H	1:B:208:ALA:HB2	2	1.02
(1,2435)	1:B:208:ALA:H	1:B:208:ALA:HB3	2	1.02
(1,2435)	1:B:208:ALA:H	1:B:208:ALA:HB1	8	1.02
(1,2435)	1:B:208:ALA:H	1:B:208:ALA:HB2	8	1.02
(1,2435)	1:B:208:ALA:H	1:B:208:ALA:HB3	8	1.02
(1,2393)	1:B:202:SER:H	1:B:202:SER:HB2	7	1.02
(1,2354)	1:B:196:LYS:H	1:B:196:LYS:HB2	8	1.02
(1,2329)	1:B:190:LYS:H	1:B:190:LYS:HD2	8	1.02
(1,2266)	1:B:184:LEU:H	1:B:184:LEU:HB2	6	1.02
(1,2266)	1:B:184:LEU:H	1:B:184:LEU:HB2	7	1.02
(1,2266)	1:B:184:LEU:H	1:B:184:LEU:HB2	12	1.02
(1,2223)	1:B:179:ILE:H	1:B:179:ILE:HG12	14	1.02
(1,214)	1:A:41:ILE:H	1:A:41:ILE:HG12	2	1.02
(1,2102)	1:B:159:TYR:H	1:B:159:TYR:HB2	9	1.02
(1,2102)	1:B:159:TYR:H	1:B:159:TYR:HB2	10	1.02
(1,2059)	1:B:155:LEU:H	1:B:155:LEU:HB2	7	1.02
(1,2051)	1:B:154:ILE:H	1:B:154:ILE:HG13	8	1.02
(1,203)	1:A:40:ASN:H	1:A:40:ASN:HB2	14	1.02
(1,1960)	1:B:134:LEU:H	1:B:134:LEU:HB2	1	1.02
(1,1960)	1:B:134:LEU:H	1:B:134:LEU:HB2	6	1.02
(1,1951)	1:B:133:GLN:H	1:B:133:GLN:HB2	3	1.02
(1,1944)	1:B:132:LEU:H	1:B:132:LEU:HB2	8	1.02
(1,1825)	1:B:110:GLY:H	1:B:111:ILE:H	10	1.02

*Continued on next page...*

*Continued from previous page...*

Key	Atom-1	Atom-2	Model ID	Violation (Å)
(1,1779)	1:B:104:VAL:H	1:B:104:VAL:HG11	12	1.02
(1,1779)	1:B:104:VAL:H	1:B:104:VAL:HG12	12	1.02
(1,1779)	1:B:104:VAL:H	1:B:104:VAL:HG13	12	1.02
(1,1736)	1:B:88:ILE:H	1:B:88:ILE:HG21	11	1.02
(1,1736)	1:B:88:ILE:H	1:B:88:ILE:HG22	11	1.02
(1,1736)	1:B:88:ILE:H	1:B:88:ILE:HG23	11	1.02
(1,1716)	1:B:82:GLU:H	1:B:82:GLU:HB2	12	1.02
(1,1680)	1:B:78:LEU:H	1:B:78:LEU:HB2	7	1.02
(1,1680)	1:B:78:LEU:H	1:B:78:LEU:HB2	15	1.02
(1,1627)	1:B:71:LEU:H	1:B:71:LEU:HB2	1	1.02
(1,1619)	1:B:70:TYR:H	1:B:70:TYR:HD1	4	1.02
(1,1619)	1:B:70:TYR:H	1:B:70:TYR:HD2	4	1.02
(1,1619)	1:B:70:TYR:H	1:B:70:TYR:HD1	6	1.02
(1,1619)	1:B:70:TYR:H	1:B:70:TYR:HD2	6	1.02
(1,1619)	1:B:70:TYR:H	1:B:70:TYR:HD1	8	1.02
(1,1619)	1:B:70:TYR:H	1:B:70:TYR:HD2	8	1.02
(1,1619)	1:B:70:TYR:H	1:B:70:TYR:HD1	11	1.02
(1,1619)	1:B:70:TYR:H	1:B:70:TYR:HD2	11	1.02
(1,1608)	1:B:69:GLU:H	1:B:68:VAL:HG11	11	1.02
(1,1608)	1:B:69:GLU:H	1:B:68:VAL:HG12	11	1.02
(1,1608)	1:B:69:GLU:H	1:B:68:VAL:HG13	11	1.02
(1,1608)	1:B:69:GLU:H	1:B:68:VAL:HG11	12	1.02
(1,1608)	1:B:69:GLU:H	1:B:68:VAL:HG12	12	1.02
(1,1608)	1:B:69:GLU:H	1:B:68:VAL:HG13	12	1.02
(1,1586)	1:B:66:LYS:H	1:B:66:LYS:HB2	2	1.02
(1,1548)	1:B:58:LEU:H	1:B:58:LEU:HB2	11	1.02
(1,1485)	1:B:45:ILE:H	1:B:45:ILE:HG12	4	1.02
(1,1480)	1:B:44:ILE:H	1:B:44:ILE:HG21	3	1.02
(1,1480)	1:B:44:ILE:H	1:B:44:ILE:HG22	3	1.02
(1,1480)	1:B:44:ILE:H	1:B:44:ILE:HG23	3	1.02
(1,1478)	1:B:44:ILE:H	1:B:44:ILE:HG12	14	1.02
(1,1472)	1:B:43:ASN:H	1:B:43:ASN:HB2	15	1.02
(1,1459)	1:B:41:ILE:H	1:B:41:ILE:HG21	3	1.02
(1,1459)	1:B:41:ILE:H	1:B:41:ILE:HG22	3	1.02
(1,1459)	1:B:41:ILE:H	1:B:41:ILE:HG23	3	1.02
(1,14)	1:A:6:GLY:H	1:A:7:ASP:H	7	1.02
(1,14)	1:A:6:GLY:H	1:A:7:ASP:H	9	1.02
(1,1394)	1:B:33:GLN:H	1:B:33:GLN:HB2	10	1.02
(1,1334)	1:B:22:ASP:H	1:B:22:ASP:HB3	8	1.02
(1,1317)	1:B:17:ALA:H	1:B:17:ALA:HB1	1	1.02
(1,1317)	1:B:17:ALA:H	1:B:17:ALA:HB2	1	1.02
(1,1317)	1:B:17:ALA:H	1:B:17:ALA:HB3	1	1.02

*Continued on next page...*



*Continued from previous page...*

Key	Atom-1	Atom-2	Model ID	Violation (Å)
(1,1300)	1:B:14:ALA:HB1	1:B:14:ALA:H	4	1.02
(1,1300)	1:B:14:ALA:HB2	1:B:14:ALA:H	4	1.02
(1,1300)	1:B:14:ALA:HB3	1:B:14:ALA:H	4	1.02
(1,1285)	1:B:12:ASP:H	1:B:12:ASP:HB3	10	1.02
(1,1269)	1:B:9:THR:H	1:B:7:ASP:HA	15	1.02
(1,1239)	1:A:219:LEU:H	1:A:219:LEU:HB2	10	1.02
(1,1237)	1:A:219:LEU:H	1:A:219:LEU:HD11	5	1.02
(1,1237)	1:A:219:LEU:H	1:A:219:LEU:HD12	5	1.02
(1,1237)	1:A:219:LEU:H	1:A:219:LEU:HD13	5	1.02
(1,1179)	1:A:206:ALA:H	1:A:206:ALA:HB1	12	1.02
(1,1179)	1:A:206:ALA:H	1:A:206:ALA:HB2	12	1.02
(1,1179)	1:A:206:ALA:H	1:A:206:ALA:HB3	12	1.02
(1,1122)	1:A:198:MET:HE1	1:A:190:LYS:HG2	2	1.02
(1,1122)	1:A:198:MET:HE1	1:A:190:LYS:HG3	2	1.02
(1,1122)	1:A:198:MET:HE2	1:A:190:LYS:HG2	2	1.02
(1,1122)	1:A:198:MET:HE2	1:A:190:LYS:HG3	2	1.02
(1,1122)	1:A:198:MET:HE3	1:A:190:LYS:HG2	2	1.02
(1,1122)	1:A:198:MET:HE3	1:A:190:LYS:HG3	2	1.02
(1,1110)	1:A:196:LYS:H	1:A:196:LYS:HB2	10	1.02
(1,1109)	1:A:196:LYS:H	1:A:196:LYS:HG2	1	1.02
(1,1079)	1:A:189:PHE:HB2	1:A:189:PHE:H	7	1.02
(1,1072)	1:A:188:LEU:HD11	1:A:202:SER:HB2	4	1.02
(1,1072)	1:A:188:LEU:HD11	1:A:202:SER:HB3	4	1.02
(1,1072)	1:A:188:LEU:HD12	1:A:202:SER:HB2	4	1.02
(1,1072)	1:A:188:LEU:HD12	1:A:202:SER:HB3	4	1.02
(1,1072)	1:A:188:LEU:HD13	1:A:202:SER:HB2	4	1.02
(1,1072)	1:A:188:LEU:HD13	1:A:202:SER:HB3	4	1.02
(1,1022)	1:A:184:LEU:H	1:A:184:LEU:HB2	4	1.02
(1,1022)	1:A:184:LEU:H	1:A:184:LEU:HB2	7	1.02
(1,888)	1:A:163:ASN:H	1:A:163:ASN:HB2	14	1.01
(1,85)	1:A:21:GLN:H	1:A:21:GLN:HB2	12	1.01
(1,832)	1:A:157:LEU:H	1:A:157:LEU:HB2	2	1.01
(1,815)	1:A:155:LEU:H	1:A:155:LEU:HB2	7	1.01
(1,815)	1:A:155:LEU:H	1:A:155:LEU:HB2	8	1.01
(1,806)	1:A:154:ILE:H	1:A:154:ILE:HG21	5	1.01
(1,806)	1:A:154:ILE:H	1:A:154:ILE:HG22	5	1.01
(1,806)	1:A:154:ILE:H	1:A:154:ILE:HG23	5	1.01
(1,806)	1:A:154:ILE:H	1:A:154:ILE:HG21	7	1.01
(1,806)	1:A:154:ILE:H	1:A:154:ILE:HG22	7	1.01
(1,806)	1:A:154:ILE:H	1:A:154:ILE:HG23	7	1.01
(1,805)	1:A:154:ILE:H	1:A:154:ILE:HG12	1	1.01
(1,805)	1:A:154:ILE:H	1:A:154:ILE:HG12	3	1.01

*Continued on next page...*

*Continued from previous page...*

Key	Atom-1	Atom-2	Model ID	Violation (Å)
(1,73)	1:A:17:ALA:H	1:A:17:ALA:HB1	5	1.01
(1,73)	1:A:17:ALA:H	1:A:17:ALA:HB2	5	1.01
(1,73)	1:A:17:ALA:H	1:A:17:ALA:HB3	5	1.01
(1,73)	1:A:17:ALA:H	1:A:17:ALA:HB1	14	1.01
(1,73)	1:A:17:ALA:H	1:A:17:ALA:HB2	14	1.01
(1,73)	1:A:17:ALA:H	1:A:17:ALA:HB3	14	1.01
(1,700)	1:A:132:LEU:H	1:A:132:LEU:HB2	1	1.01
(1,700)	1:A:132:LEU:H	1:A:132:LEU:HB2	12	1.01
(1,70)	1:A:16:ALA:H	1:A:16:ALA:HB1	7	1.01
(1,70)	1:A:16:ALA:H	1:A:16:ALA:HB2	7	1.01
(1,70)	1:A:16:ALA:H	1:A:16:ALA:HB3	7	1.01
(1,70)	1:A:16:ALA:H	1:A:16:ALA:HB1	12	1.01
(1,70)	1:A:16:ALA:H	1:A:16:ALA:HB2	12	1.01
(1,70)	1:A:16:ALA:H	1:A:16:ALA:HB3	12	1.01
(1,650)	1:A:118:MET:HE1	1:A:155:LEU:HB2	15	1.01
(1,650)	1:A:118:MET:HE1	1:A:155:LEU:HB3	15	1.01
(1,650)	1:A:118:MET:HE2	1:A:155:LEU:HB2	15	1.01
(1,650)	1:A:118:MET:HE2	1:A:155:LEU:HB3	15	1.01
(1,650)	1:A:118:MET:HE3	1:A:155:LEU:HB2	15	1.01
(1,650)	1:A:118:MET:HE3	1:A:155:LEU:HB3	15	1.01
(1,641)	1:A:118:MET:H	1:A:118:MET:HB2	6	1.01
(1,608)	1:A:114:PHE:H	1:A:114:PHE:HB2	8	1.01
(1,608)	1:A:114:PHE:H	1:A:114:PHE:HB2	13	1.01
(1,6)	1:A:5:PHE:HB2	1:A:5:PHE:H	5	1.01
(1,535)	1:A:104:VAL:H	1:A:104:VAL:HG11	8	1.01
(1,535)	1:A:104:VAL:H	1:A:104:VAL:HG12	8	1.01
(1,535)	1:A:104:VAL:H	1:A:104:VAL:HG13	8	1.01
(1,535)	1:A:104:VAL:H	1:A:104:VAL:HG11	13	1.01
(1,535)	1:A:104:VAL:H	1:A:104:VAL:HG12	13	1.01
(1,535)	1:A:104:VAL:H	1:A:104:VAL:HG13	13	1.01
(1,520)	1:A:99:TYR:H	1:A:99:TYR:HB2	10	1.01
(1,478)	1:A:84:SER:H	1:A:84:SER:HB2	7	1.01
(1,466)	1:A:81:LEU:H	1:A:81:LEU:HB2	3	1.01
(1,417)	1:A:75:GLU:H	1:A:75:GLU:HB2	1	1.01
(1,417)	1:A:75:GLU:H	1:A:75:GLU:HB2	9	1.01
(1,409)	1:A:74:GLU:H	1:A:74:GLU:HB2	1	1.01
(1,313)	1:A:59:HIS:H	1:A:59:HIS:HB2	2	1.01
(1,304)	1:A:58:LEU:H	1:A:58:LEU:HB2	12	1.01
(1,292)	1:A:56:ALA:H	1:A:56:ALA:HB1	5	1.01
(1,292)	1:A:56:ALA:H	1:A:56:ALA:HB2	5	1.01
(1,292)	1:A:56:ALA:H	1:A:56:ALA:HB3	5	1.01
(1,292)	1:A:56:ALA:H	1:A:56:ALA:HB1	10	1.01

*Continued on next page...*

*Continued from previous page...*

Key	Atom-1	Atom-2	Model ID	Violation (Å)
(1,292)	1:A:56:ALA:H	1:A:56:ALA:HB2	10	1.01
(1,292)	1:A:56:ALA:H	1:A:56:ALA:HB3	10	1.01
(1,2571)	1:B:88:ILE:HD11	1:A:172:LYS:HE2	10	1.01
(1,2571)	1:B:88:ILE:HD11	1:A:172:LYS:HE3	10	1.01
(1,2571)	1:B:88:ILE:HD12	1:A:172:LYS:HE2	10	1.01
(1,2571)	1:B:88:ILE:HD12	1:A:172:LYS:HE3	10	1.01
(1,2571)	1:B:88:ILE:HD13	1:A:172:LYS:HE2	10	1.01
(1,2571)	1:B:88:ILE:HD13	1:A:172:LYS:HE3	10	1.01
(1,2537)	1:A:105:TYR:H	1:B:179:ILE:HD11	4	1.01
(1,2537)	1:A:105:TYR:H	1:B:179:ILE:HD12	4	1.01
(1,2537)	1:A:105:TYR:H	1:B:179:ILE:HD13	4	1.01
(1,2503)	2:C:17:THR:H	2:C:18:LEU:H	5	1.01
(1,2448)	1:B:210:ALA:H	1:B:210:ALA:HB1	10	1.01
(1,2448)	1:B:210:ALA:H	1:B:210:ALA:HB2	10	1.01
(1,2448)	1:B:210:ALA:H	1:B:210:ALA:HB3	10	1.01
(1,2435)	1:B:208:ALA:H	1:B:208:ALA:HB1	13	1.01
(1,2435)	1:B:208:ALA:H	1:B:208:ALA:HB2	13	1.01
(1,2435)	1:B:208:ALA:H	1:B:208:ALA:HB3	13	1.01
(1,2423)	1:B:206:ALA:H	1:B:206:ALA:HB1	1	1.01
(1,2423)	1:B:206:ALA:H	1:B:206:ALA:HB2	1	1.01
(1,2423)	1:B:206:ALA:H	1:B:206:ALA:HB3	1	1.01
(1,2423)	1:B:206:ALA:H	1:B:206:ALA:HB1	7	1.01
(1,2423)	1:B:206:ALA:H	1:B:206:ALA:HB2	7	1.01
(1,2423)	1:B:206:ALA:H	1:B:206:ALA:HB3	7	1.01
(1,238)	1:A:45:ILE:H	1:A:45:ILE:HG21	7	1.01
(1,238)	1:A:45:ILE:H	1:A:45:ILE:HG22	7	1.01
(1,238)	1:A:45:ILE:H	1:A:45:ILE:HG23	7	1.01
(1,2365)	1:B:198:MET:HE1	1:B:190:LYS:HD2	2	1.01
(1,2365)	1:B:198:MET:HE1	1:B:190:LYS:HD3	2	1.01
(1,2365)	1:B:198:MET:HE2	1:B:190:LYS:HD2	2	1.01
(1,2365)	1:B:198:MET:HE2	1:B:190:LYS:HD3	2	1.01
(1,2365)	1:B:198:MET:HE3	1:B:190:LYS:HD2	2	1.01
(1,2365)	1:B:198:MET:HE3	1:B:190:LYS:HD3	2	1.01
(1,228)	1:A:43:ASN:H	1:A:43:ASN:HB2	15	1.01
(1,22)	1:A:8:LYS:H	1:A:8:LYS:HB2	10	1.01
(1,2194)	1:B:175:THR:H	1:B:175:THR:HG1	8	1.01
(1,219)	1:A:41:ILE:HG21	1:A:42:ASN:H	9	1.01
(1,219)	1:A:41:ILE:HG22	1:A:42:ASN:H	9	1.01
(1,219)	1:A:41:ILE:HG23	1:A:42:ASN:H	9	1.01
(1,2183)	1:B:172:LYS:H	1:B:172:LYS:HG2	6	1.01
(1,2172)	1:B:169:LEU:H	1:B:169:LEU:HG	1	1.01
(1,2084)	1:B:157:LEU:HD11	1:B:204:MET:HB2	15	1.01

*Continued on next page...*

*Continued from previous page...*

Key	Atom-1	Atom-2	Model ID	Violation (Å)
(1,2084)	1:B:157:LEU:HD11	1:B:204:MET:HB3	15	1.01
(1,2084)	1:B:157:LEU:HD12	1:B:204:MET:HB2	15	1.01
(1,2084)	1:B:157:LEU:HD12	1:B:204:MET:HB3	15	1.01
(1,2084)	1:B:157:LEU:HD13	1:B:204:MET:HB2	15	1.01
(1,2084)	1:B:157:LEU:HD13	1:B:204:MET:HB3	15	1.01
(1,2084)	1:B:157:LEU:HD21	1:B:204:MET:HB2	15	1.01
(1,2084)	1:B:157:LEU:HD21	1:B:204:MET:HB3	15	1.01
(1,2084)	1:B:157:LEU:HD22	1:B:204:MET:HB2	15	1.01
(1,2084)	1:B:157:LEU:HD22	1:B:204:MET:HB3	15	1.01
(1,2084)	1:B:157:LEU:HD23	1:B:204:MET:HB2	15	1.01
(1,2084)	1:B:157:LEU:HD23	1:B:204:MET:HB3	15	1.01
(1,2076)	1:B:157:LEU:H	1:B:157:LEU:HB2	1	1.01
(1,2069)	1:B:156:ALA:H	1:B:156:ALA:HB1	9	1.01
(1,2069)	1:B:156:ALA:H	1:B:156:ALA:HB2	9	1.01
(1,2069)	1:B:156:ALA:H	1:B:156:ALA:HB3	9	1.01
(1,2059)	1:B:155:LEU:H	1:B:155:LEU:HB2	2	1.01
(1,205)	1:A:40:ASN:HB3	1:A:41:ILE:H	11	1.01
(1,2019)	1:B:150:ASN:H	1:B:150:ASN:HB2	4	1.01
(1,1998)	1:B:141:ILE:H	1:B:141:ILE:HG21	11	1.01
(1,1998)	1:B:141:ILE:H	1:B:141:ILE:HG22	11	1.01
(1,1998)	1:B:141:ILE:H	1:B:141:ILE:HG23	11	1.01
(1,1993)	1:B:140:HIS:H	1:B:140:HIS:HB2	5	1.01
(1,1991)	1:B:139:ASN:H	1:B:139:ASN:HB2	12	1.01
(1,1960)	1:B:134:LEU:H	1:B:134:LEU:HB2	8	1.01
(1,1928)	1:B:124:ILE:H	1:B:124:ILE:HG13	9	1.01
(1,1928)	1:B:124:ILE:H	1:B:124:ILE:HG13	15	1.01
(1,1923)	1:B:122:GLN:H	1:B:122:GLN:HB2	10	1.01
(1,1885)	1:B:118:MET:H	1:B:118:MET:HB2	2	1.01
(1,1884)	1:B:118:MET:H	1:B:118:MET:HG2	3	1.01
(1,1841)	1:B:111:ILE:HG21	1:B:160:ASN:HD21	6	1.01
(1,1841)	1:B:111:ILE:HG21	1:B:160:ASN:HD22	6	1.01
(1,1841)	1:B:111:ILE:HG22	1:B:160:ASN:HD21	6	1.01
(1,1841)	1:B:111:ILE:HG22	1:B:160:ASN:HD22	6	1.01
(1,1841)	1:B:111:ILE:HG23	1:B:160:ASN:HD21	6	1.01
(1,1841)	1:B:111:ILE:HG23	1:B:160:ASN:HD22	6	1.01
(1,1839)	1:B:111:ILE:HD11	1:B:163:ASN:HD21	4	1.01
(1,1839)	1:B:111:ILE:HD11	1:B:163:ASN:HD22	4	1.01
(1,1839)	1:B:111:ILE:HD12	1:B:163:ASN:HD21	4	1.01
(1,1839)	1:B:111:ILE:HD12	1:B:163:ASN:HD22	4	1.01
(1,1839)	1:B:111:ILE:HD13	1:B:163:ASN:HD21	4	1.01
(1,1839)	1:B:111:ILE:HD13	1:B:163:ASN:HD22	4	1.01
(1,1801)	1:B:106:LEU:H	1:B:106:LEU:HB2	8	1.01

*Continued on next page...*

*Continued from previous page...*

Key	Atom-1	Atom-2	Model ID	Violation (Å)
(1,1801)	1:B:106:LEU:H	1:B:106:LEU:HB2	11	1.01
(1,1801)	1:B:106:LEU:H	1:B:106:LEU:HB2	12	1.01
(1,1739)	1:B:90:SER:H	1:B:89:PRO:HG2	12	1.01
(1,1735)	1:B:88:ILE:H	1:B:88:ILE:HG12	7	1.01
(1,1710)	1:B:81:LEU:H	1:B:81:LEU:HB2	4	1.01
(1,1691)	1:B:79:SER:H	1:B:79:SER:HB2	4	1.01
(1,1680)	1:B:78:LEU:H	1:B:78:LEU:HB2	3	1.01
(1,1627)	1:B:71:LEU:H	1:B:71:LEU:HB2	3	1.01
(1,1619)	1:B:70:TYR:H	1:B:70:TYR:HD1	5	1.01
(1,1619)	1:B:70:TYR:H	1:B:70:TYR:HD2	5	1.01
(1,1619)	1:B:70:TYR:H	1:B:70:TYR:HD1	12	1.01
(1,1619)	1:B:70:TYR:H	1:B:70:TYR:HD2	12	1.01
(1,1579)	1:B:65:ASP:H	1:B:65:ASP:HB2	12	1.01
(1,1536)	1:B:56:ALA:H	1:B:56:ALA:HB1	1	1.01
(1,1536)	1:B:56:ALA:H	1:B:56:ALA:HB2	1	1.01
(1,1536)	1:B:56:ALA:H	1:B:56:ALA:HB3	1	1.01
(1,1536)	1:B:56:ALA:H	1:B:56:ALA:HB1	2	1.01
(1,1536)	1:B:56:ALA:H	1:B:56:ALA:HB2	2	1.01
(1,1536)	1:B:56:ALA:H	1:B:56:ALA:HB3	2	1.01
(1,1536)	1:B:56:ALA:H	1:B:56:ALA:HB1	14	1.01
(1,1536)	1:B:56:ALA:H	1:B:56:ALA:HB2	14	1.01
(1,1536)	1:B:56:ALA:H	1:B:56:ALA:HB3	14	1.01
(1,1480)	1:B:44:ILE:H	1:B:44:ILE:HG21	8	1.01
(1,1480)	1:B:44:ILE:H	1:B:44:ILE:HG22	8	1.01
(1,1480)	1:B:44:ILE:H	1:B:44:ILE:HG23	8	1.01
(1,1478)	1:B:44:ILE:H	1:B:44:ILE:HG12	9	1.01
(1,1478)	1:B:44:ILE:H	1:B:44:ILE:HG12	12	1.01
(1,1458)	1:B:41:ILE:H	1:B:41:ILE:HG12	9	1.01
(1,1447)	1:B:40:ASN:H	1:B:40:ASN:HB2	2	1.01
(1,1447)	1:B:40:ASN:H	1:B:40:ASN:HB2	9	1.01
(1,1376)	1:B:31:LEU:H	1:B:31:LEU:HB2	7	1.01
(1,1376)	1:B:31:LEU:H	1:B:31:LEU:HB2	8	1.01
(1,1336)	1:B:22:ASP:H	1:B:23:THR:H	1	1.01
(1,1336)	1:B:22:ASP:H	1:B:23:THR:H	12	1.01
(1,132)	1:A:31:LEU:H	1:A:31:LEU:HB2	1	1.01
(1,1314)	1:B:16:ALA:H	1:B:16:ALA:HB1	1	1.01
(1,1314)	1:B:16:ALA:H	1:B:16:ALA:HB2	1	1.01
(1,1314)	1:B:16:ALA:H	1:B:16:ALA:HB3	1	1.01
(1,1293)	1:B:13:ASP:H	1:B:13:ASP:HB2	2	1.01
(1,1255)	1:B:6:GLY:H	1:B:5:PHE:H	5	1.01
(1,1236)	1:A:218:ARG:H	1:A:218:ARG:HB2	1	1.01
(1,1204)	1:A:210:ALA:H	1:A:210:ALA:HB1	3	1.01

*Continued on next page...*

*Continued from previous page...*

Key	Atom-1	Atom-2	Model ID	Violation (Å)
(1,1204)	1:A:210:ALA:H	1:A:210:ALA:HB2	3	1.01
(1,1204)	1:A:210:ALA:H	1:A:210:ALA:HB3	3	1.01
(1,1204)	1:A:210:ALA:H	1:A:210:ALA:HB1	5	1.01
(1,1204)	1:A:210:ALA:H	1:A:210:ALA:HB2	5	1.01
(1,1204)	1:A:210:ALA:H	1:A:210:ALA:HB3	5	1.01
(1,1204)	1:A:210:ALA:H	1:A:210:ALA:HB1	14	1.01
(1,1204)	1:A:210:ALA:H	1:A:210:ALA:HB2	14	1.01
(1,1204)	1:A:210:ALA:H	1:A:210:ALA:HB3	14	1.01
(1,1110)	1:A:196:LYS:H	1:A:196:LYS:HB2	14	1.01
(1,1055)	1:A:187:ALA:HB1	1:A:198:MET:HG2	10	1.01
(1,1055)	1:A:187:ALA:HB1	1:A:198:MET:HG3	10	1.01
(1,1055)	1:A:187:ALA:HB2	1:A:198:MET:HG2	10	1.01
(1,1055)	1:A:187:ALA:HB2	1:A:198:MET:HG3	10	1.01
(1,1055)	1:A:187:ALA:HB3	1:A:198:MET:HG2	10	1.01
(1,1055)	1:A:187:ALA:HB3	1:A:198:MET:HG3	10	1.01
(1,1022)	1:A:184:LEU:H	1:A:184:LEU:HB2	12	1.01
(1,101)	1:A:25:LYS:H	1:A:25:LYS:HG2	6	1.01
(1,98)	1:A:24:THR:H	1:A:24:THR:HG21	5	1.0
(1,98)	1:A:24:THR:H	1:A:24:THR:HG22	5	1.0
(1,98)	1:A:24:THR:H	1:A:24:THR:HG23	5	1.0
(1,939)	1:A:172:LYS:H	1:A:172:LYS:HG2	14	1.0
(1,858)	1:A:159:TYR:H	1:A:159:TYR:HB2	8	1.0
(1,825)	1:A:156:ALA:H	1:A:156:ALA:HB1	14	1.0
(1,825)	1:A:156:ALA:H	1:A:156:ALA:HB2	14	1.0
(1,825)	1:A:156:ALA:H	1:A:156:ALA:HB3	14	1.0
(1,817)	1:A:155:LEU:H	1:A:155:LEU:HD11	10	1.0
(1,817)	1:A:155:LEU:H	1:A:155:LEU:HD12	10	1.0
(1,817)	1:A:155:LEU:H	1:A:155:LEU:HD13	10	1.0
(1,747)	1:A:139:ASN:H	1:A:139:ASN:HB2	11	1.0
(1,716)	1:A:134:LEU:H	1:A:134:LEU:HB2	5	1.0
(1,700)	1:A:132:LEU:H	1:A:132:LEU:HB2	11	1.0
(1,70)	1:A:16:ALA:H	1:A:16:ALA:HB1	2	1.0
(1,70)	1:A:16:ALA:H	1:A:16:ALA:HB2	2	1.0
(1,70)	1:A:16:ALA:H	1:A:16:ALA:HB3	2	1.0
(1,646)	1:A:118:MET:HE1	1:A:156:ALA:H	5	1.0
(1,646)	1:A:118:MET:HE2	1:A:156:ALA:H	5	1.0
(1,646)	1:A:118:MET:HE3	1:A:156:ALA:H	5	1.0
(1,608)	1:A:114:PHE:H	1:A:114:PHE:HB2	4	1.0
(1,608)	1:A:114:PHE:H	1:A:114:PHE:HB2	5	1.0
(1,581)	1:A:110:GLY:H	1:A:111:ILE:H	11	1.0
(1,56)	1:A:14:ALA:HB1	1:A:14:ALA:H	6	1.0
(1,56)	1:A:14:ALA:HB2	1:A:14:ALA:H	6	1.0

*Continued on next page...*

*Continued from previous page...*

Key	Atom-1	Atom-2	Model ID	Violation (Å)
(1,56)	1:A:14:ALA:HB3	1:A:14:ALA:H	6	1.0
(1,538)	1:A:104:VAL:HG21	1:A:170:ARG:HD2	6	1.0
(1,538)	1:A:104:VAL:HG21	1:A:170:ARG:HD3	6	1.0
(1,538)	1:A:104:VAL:HG22	1:A:170:ARG:HD2	6	1.0
(1,538)	1:A:104:VAL:HG22	1:A:170:ARG:HD3	6	1.0
(1,538)	1:A:104:VAL:HG23	1:A:170:ARG:HD2	6	1.0
(1,538)	1:A:104:VAL:HG23	1:A:170:ARG:HD3	6	1.0
(1,537)	1:A:104:VAL:HG21	1:A:170:ARG:HG2	5	1.0
(1,537)	1:A:104:VAL:HG21	1:A:170:ARG:HG3	5	1.0
(1,537)	1:A:104:VAL:HG22	1:A:170:ARG:HG2	5	1.0
(1,537)	1:A:104:VAL:HG22	1:A:170:ARG:HG3	5	1.0
(1,537)	1:A:104:VAL:HG23	1:A:170:ARG:HG2	5	1.0
(1,537)	1:A:104:VAL:HG23	1:A:170:ARG:HG3	5	1.0
(1,491)	1:A:88:ILE:H	1:A:88:ILE:HG12	7	1.0
(1,342)	1:A:66:LYS:H	1:A:66:LYS:HB2	9	1.0
(1,335)	1:A:65:ASP:H	1:A:65:ASP:HB2	13	1.0
(1,304)	1:A:58:LEU:H	1:A:58:LEU:HB2	3	1.0
(1,304)	1:A:58:LEU:H	1:A:58:LEU:HB2	4	1.0
(1,304)	1:A:58:LEU:H	1:A:58:LEU:HB2	8	1.0
(1,304)	1:A:58:LEU:H	1:A:58:LEU:HB2	14	1.0
(1,292)	1:A:56:ALA:H	1:A:56:ALA:HB1	8	1.0
(1,292)	1:A:56:ALA:H	1:A:56:ALA:HB2	8	1.0
(1,292)	1:A:56:ALA:H	1:A:56:ALA:HB3	8	1.0
(1,280)	1:A:54:ASP:H	1:A:54:ASP:HB2	8	1.0
(1,2543)	1:A:116:GLY:H	1:B:189:PHE:HB2	10	1.0
(1,2543)	1:A:116:GLY:H	1:B:189:PHE:HB3	10	1.0
(1,2480)	1:B:218:ARG:H	1:B:218:ARG:HB2	14	1.0
(1,2435)	1:B:208:ALA:H	1:B:208:ALA:HB1	6	1.0
(1,2435)	1:B:208:ALA:H	1:B:208:ALA:HB2	6	1.0
(1,2435)	1:B:208:ALA:H	1:B:208:ALA:HB3	6	1.0
(1,2435)	1:B:208:ALA:H	1:B:208:ALA:HB1	7	1.0
(1,2435)	1:B:208:ALA:H	1:B:208:ALA:HB2	7	1.0
(1,2435)	1:B:208:ALA:H	1:B:208:ALA:HB3	7	1.0
(1,2363)	1:B:198:MET:HE1	1:B:199:GLY:H	9	1.0
(1,2363)	1:B:198:MET:HE2	1:B:199:GLY:H	9	1.0
(1,2363)	1:B:198:MET:HE3	1:B:199:GLY:H	9	1.0
(1,2360)	1:B:198:MET:H	1:B:198:MET:HE1	5	1.0
(1,2360)	1:B:198:MET:H	1:B:198:MET:HE2	5	1.0
(1,2360)	1:B:198:MET:H	1:B:198:MET:HE3	5	1.0
(1,2360)	1:B:198:MET:H	1:B:198:MET:HE1	7	1.0
(1,2360)	1:B:198:MET:H	1:B:198:MET:HE2	7	1.0
(1,2360)	1:B:198:MET:H	1:B:198:MET:HE3	7	1.0

*Continued on next page...*



*Continued from previous page...*

Key	Atom-1	Atom-2	Model ID	Violation (Å)
(1,236)	1:A:44:ILE:H	1:A:44:ILE:HG21	8	1.0
(1,236)	1:A:44:ILE:H	1:A:44:ILE:HG22	8	1.0
(1,236)	1:A:44:ILE:H	1:A:44:ILE:HG23	8	1.0
(1,228)	1:A:43:ASN:H	1:A:43:ASN:HB2	2	1.0
(1,228)	1:A:43:ASN:H	1:A:43:ASN:HB2	8	1.0
(1,22)	1:A:8:LYS:H	1:A:8:LYS:HB2	4	1.0
(1,219)	1:A:41:ILE:HG21	1:A:42:ASN:H	15	1.0
(1,219)	1:A:41:ILE:HG22	1:A:42:ASN:H	15	1.0
(1,219)	1:A:41:ILE:HG23	1:A:42:ASN:H	15	1.0
(1,2183)	1:B:172:LYS:H	1:B:172:LYS:HG2	8	1.0
(1,2171)	1:B:169:LEU:H	1:B:169:LEU:HB2	14	1.0
(1,215)	1:A:41:ILE:H	1:A:41:ILE:HG21	2	1.0
(1,215)	1:A:41:ILE:H	1:A:41:ILE:HG22	2	1.0
(1,215)	1:A:41:ILE:H	1:A:41:ILE:HG23	2	1.0
(1,2147)	1:B:165:THR:H	1:B:165:THR:HG21	3	1.0
(1,2147)	1:B:165:THR:H	1:B:165:THR:HG22	3	1.0
(1,2147)	1:B:165:THR:H	1:B:165:THR:HG23	3	1.0
(1,2139)	1:B:164:SER:H	1:B:164:SER:HB2	6	1.0
(1,2108)	1:B:160:ASN:H	1:B:160:ASN:HB2	2	1.0
(1,2108)	1:B:160:ASN:H	1:B:160:ASN:HB2	8	1.0
(1,2093)	1:B:158:SER:H	1:B:158:SER:HB2	8	1.0
(1,2069)	1:B:156:ALA:H	1:B:156:ALA:HB1	7	1.0
(1,2069)	1:B:156:ALA:H	1:B:156:ALA:HB2	7	1.0
(1,2069)	1:B:156:ALA:H	1:B:156:ALA:HB3	7	1.0
(1,2069)	1:B:156:ALA:H	1:B:156:ALA:HB1	10	1.0
(1,2069)	1:B:156:ALA:H	1:B:156:ALA:HB2	10	1.0
(1,2069)	1:B:156:ALA:H	1:B:156:ALA:HB3	10	1.0
(1,2059)	1:B:155:LEU:H	1:B:155:LEU:HB2	6	1.0
(1,203)	1:A:40:ASN:H	1:A:40:ASN:HB2	2	1.0
(1,2004)	1:B:144:ARG:H	1:B:144:ARG:HG2	14	1.0
(1,1993)	1:B:140:HIS:H	1:B:140:HIS:HB2	2	1.0
(1,1975)	1:B:136:THR:H	1:B:136:THR:HG21	4	1.0
(1,1975)	1:B:136:THR:H	1:B:136:THR:HG22	4	1.0
(1,1975)	1:B:136:THR:H	1:B:136:THR:HG23	4	1.0
(1,1966)	1:B:135:ASN:H	1:B:135:ASN:HB2	5	1.0
(1,1951)	1:B:133:GLN:H	1:B:133:GLN:HB2	1	1.0
(1,1951)	1:B:133:GLN:H	1:B:133:GLN:HB2	13	1.0
(1,1942)	1:B:131:LYS:H	1:B:131:LYS:HB2	9	1.0
(1,194)	1:A:38:GLU:H	1:A:38:GLU:HB2	7	1.0
(1,1932)	1:B:127:ASN:H	1:B:126:PRO:HD2	5	1.0
(1,1861)	1:B:115:SER:H	1:B:115:SER:HB2	8	1.0
(1,1852)	1:B:114:PHE:H	1:B:114:PHE:HB2	3	1.0

*Continued on next page...*

*Continued from previous page...*

Key	Atom-1	Atom-2	Model ID	Violation (Å)
(1,1801)	1:B:106:LEU:H	1:B:106:LEU:HB2	3	1.0
(1,1716)	1:B:82:GLU:H	1:B:82:GLU:HB2	15	1.0
(1,1627)	1:B:71:LEU:H	1:B:71:LEU:HB2	9	1.0
(1,162)	1:A:34:SER:H	1:A:34:SER:HB2	13	1.0
(1,1619)	1:B:70:TYR:H	1:B:70:TYR:HD1	13	1.0
(1,1619)	1:B:70:TYR:H	1:B:70:TYR:HD2	13	1.0
(1,1569)	1:B:64:LEU:H	1:B:64:LEU:HD11	8	1.0
(1,1569)	1:B:64:LEU:H	1:B:64:LEU:HD12	8	1.0
(1,1569)	1:B:64:LEU:H	1:B:64:LEU:HD13	8	1.0
(1,1557)	1:B:59:HIS:H	1:B:59:HIS:HB2	1	1.0
(1,1557)	1:B:59:HIS:H	1:B:59:HIS:HB2	13	1.0
(1,1536)	1:B:56:ALA:H	1:B:56:ALA:HB1	5	1.0
(1,1536)	1:B:56:ALA:H	1:B:56:ALA:HB2	5	1.0
(1,1536)	1:B:56:ALA:H	1:B:56:ALA:HB3	5	1.0
(1,1536)	1:B:56:ALA:H	1:B:56:ALA:HB1	8	1.0
(1,1536)	1:B:56:ALA:H	1:B:56:ALA:HB2	8	1.0
(1,1536)	1:B:56:ALA:H	1:B:56:ALA:HB3	8	1.0
(1,1536)	1:B:56:ALA:H	1:B:56:ALA:HB1	13	1.0
(1,1536)	1:B:56:ALA:H	1:B:56:ALA:HB2	13	1.0
(1,1536)	1:B:56:ALA:H	1:B:56:ALA:HB3	13	1.0
(1,1501)	1:B:49:GLY:H	1:B:50:GLY:H	8	1.0
(1,150)	1:A:33:GLN:H	1:A:33:GLN:HB2	12	1.0
(1,1485)	1:B:45:ILE:H	1:B:45:ILE:HG12	2	1.0
(1,1482)	1:B:45:ILE:H	1:B:45:ILE:HG21	4	1.0
(1,1482)	1:B:45:ILE:H	1:B:45:ILE:HG22	4	1.0
(1,1482)	1:B:45:ILE:H	1:B:45:ILE:HG23	4	1.0
(1,1482)	1:B:45:ILE:H	1:B:45:ILE:HG21	7	1.0
(1,1482)	1:B:45:ILE:H	1:B:45:ILE:HG22	7	1.0
(1,1482)	1:B:45:ILE:H	1:B:45:ILE:HG23	7	1.0
(1,1472)	1:B:43:ASN:H	1:B:43:ASN:HB2	9	1.0
(1,1463)	1:B:41:ILE:HG21	1:B:42:ASN:H	3	1.0
(1,1463)	1:B:41:ILE:HG22	1:B:42:ASN:H	3	1.0
(1,1463)	1:B:41:ILE:HG23	1:B:42:ASN:H	3	1.0
(1,1447)	1:B:40:ASN:H	1:B:40:ASN:HB2	7	1.0
(1,1447)	1:B:40:ASN:H	1:B:40:ASN:HB2	10	1.0
(1,1447)	1:B:40:ASN:H	1:B:40:ASN:HB2	11	1.0
(1,1430)	1:B:37:PHE:H	1:B:37:PHE:HB3	7	1.0
(1,1422)	1:B:37:PHE:H	1:B:35:LEU:HG	6	1.0
(1,1352)	1:B:27:LYS:H	1:B:27:LYS:HG2	7	1.0
(1,1351)	1:B:27:LYS:H	1:B:26:PRO:HG2	2	1.0
(1,1314)	1:B:16:ALA:H	1:B:16:ALA:HB1	4	1.0
(1,1314)	1:B:16:ALA:H	1:B:16:ALA:HB2	4	1.0

*Continued on next page...*

*Continued from previous page...*

Key	Atom-1	Atom-2	Model ID	Violation (Å)
(1,1314)	1:B:16:ALA:H	1:B:16:ALA:HB3	4	1.0
(1,1314)	1:B:16:ALA:H	1:B:16:ALA:HB1	7	1.0
(1,1314)	1:B:16:ALA:H	1:B:16:ALA:HB2	7	1.0
(1,1314)	1:B:16:ALA:H	1:B:16:ALA:HB3	7	1.0
(1,1308)	1:B:15:ASN:H	1:B:15:ASN:HB2	1	1.0
(1,1308)	1:B:15:ASN:H	1:B:15:ASN:HB2	9	1.0
(1,1300)	1:B:14:ALA:HB1	1:B:14:ALA:H	14	1.0
(1,1300)	1:B:14:ALA:HB2	1:B:14:ALA:H	14	1.0
(1,1300)	1:B:14:ALA:HB3	1:B:14:ALA:H	14	1.0
(1,1287)	1:B:12:ASP:H	1:B:12:ASP:HB2	14	1.0
(1,1268)	1:B:8:LYS:H	1:B:8:LYS:HD2	7	1.0
(1,1250)	1:B:5:PHE:HB2	1:B:5:PHE:H	6	1.0
(1,1250)	1:B:5:PHE:HB2	1:B:5:PHE:H	12	1.0
(1,1204)	1:A:210:ALA:H	1:A:210:ALA:HB1	7	1.0
(1,1204)	1:A:210:ALA:H	1:A:210:ALA:HB2	7	1.0
(1,1204)	1:A:210:ALA:H	1:A:210:ALA:HB3	7	1.0
(1,1204)	1:A:210:ALA:H	1:A:210:ALA:HB1	9	1.0
(1,1204)	1:A:210:ALA:H	1:A:210:ALA:HB2	9	1.0
(1,1204)	1:A:210:ALA:H	1:A:210:ALA:HB3	9	1.0
(1,1191)	1:A:208:ALA:H	1:A:208:ALA:HB1	14	1.0
(1,1191)	1:A:208:ALA:H	1:A:208:ALA:HB2	14	1.0
(1,1191)	1:A:208:ALA:H	1:A:208:ALA:HB3	14	1.0
(1,115)	1:A:28:GLU:H	1:A:28:GLU:HG2	15	1.0
(1,11)	1:A:6:GLY:H	1:A:5:PHE:H	3	1.0
(1,1096)	1:A:193:LYS:H	1:A:193:LYS:HB2	13	1.0
(1,1086)	1:A:190:LYS:HD2	1:A:191:SER:H	11	1.0
(1,107)	1:A:27:LYS:H	1:A:26:PRO:HG2	9	1.0
(1,98)	1:A:24:THR:H	1:A:24:THR:HG21	7	0.99
(1,98)	1:A:24:THR:H	1:A:24:THR:HG22	7	0.99
(1,98)	1:A:24:THR:H	1:A:24:THR:HG23	7	0.99
(1,942)	1:A:173:HIS:H	1:A:172:LYS:HD2	5	0.99
(1,939)	1:A:172:LYS:H	1:A:172:LYS:HG2	9	0.99
(1,89)	1:A:22:ASP:H	1:A:22:ASP:HB2	12	0.99
(1,864)	1:A:160:ASN:H	1:A:160:ASN:HB2	10	0.99
(1,858)	1:A:159:TYR:H	1:A:159:TYR:HB2	9	0.99
(1,832)	1:A:157:LEU:H	1:A:157:LEU:HB2	5	0.99
(1,738)	1:A:137:VAL:H	1:A:137:VAL:HG11	13	0.99
(1,738)	1:A:137:VAL:H	1:A:137:VAL:HG12	13	0.99
(1,738)	1:A:137:VAL:H	1:A:137:VAL:HG13	13	0.99
(1,716)	1:A:134:LEU:H	1:A:134:LEU:HB2	10	0.99
(1,685)	1:A:124:ILE:H	1:A:124:ILE:HG12	4	0.99
(1,679)	1:A:122:GLN:H	1:A:122:GLN:HB2	12	0.99

*Continued on next page...*

*Continued from previous page...*

Key	Atom-1	Atom-2	Model ID	Violation (Å)
(1,641)	1:A:118:MET:H	1:A:118:MET:HB2	1	0.99
(1,640)	1:A:118:MET:H	1:A:118:MET:HG2	7	0.99
(1,608)	1:A:114:PHE:H	1:A:114:PHE:HB2	3	0.99
(1,608)	1:A:114:PHE:H	1:A:114:PHE:HB2	6	0.99
(1,595)	1:A:111:ILE:HD11	1:A:163:ASN:HD21	12	0.99
(1,595)	1:A:111:ILE:HD11	1:A:163:ASN:HD22	12	0.99
(1,595)	1:A:111:ILE:HD12	1:A:163:ASN:HD21	12	0.99
(1,595)	1:A:111:ILE:HD12	1:A:163:ASN:HD22	12	0.99
(1,595)	1:A:111:ILE:HD13	1:A:163:ASN:HD21	12	0.99
(1,595)	1:A:111:ILE:HD13	1:A:163:ASN:HD22	12	0.99
(1,56)	1:A:14:ALA:HB1	1:A:14:ALA:H	15	0.99
(1,56)	1:A:14:ALA:HB2	1:A:14:ALA:H	15	0.99
(1,56)	1:A:14:ALA:HB3	1:A:14:ALA:H	15	0.99
(1,558)	1:A:106:LEU:H	1:A:106:LEU:HD11	7	0.99
(1,558)	1:A:106:LEU:H	1:A:106:LEU:HD12	7	0.99
(1,558)	1:A:106:LEU:H	1:A:106:LEU:HD13	7	0.99
(1,538)	1:A:104:VAL:HG21	1:A:170:ARG:HD2	11	0.99
(1,538)	1:A:104:VAL:HG21	1:A:170:ARG:HD3	11	0.99
(1,538)	1:A:104:VAL:HG22	1:A:170:ARG:HD2	11	0.99
(1,538)	1:A:104:VAL:HG22	1:A:170:ARG:HD3	11	0.99
(1,538)	1:A:104:VAL:HG23	1:A:170:ARG:HD2	11	0.99
(1,538)	1:A:104:VAL:HG23	1:A:170:ARG:HD3	11	0.99
(1,495)	1:A:90:SER:H	1:A:89:PRO:HG2	1	0.99
(1,466)	1:A:81:LEU:H	1:A:81:LEU:HB2	15	0.99
(1,436)	1:A:78:LEU:H	1:A:78:LEU:HB2	1	0.99
(1,41)	1:A:12:ASP:H	1:A:12:ASP:HB3	4	0.99
(1,409)	1:A:74:GLU:H	1:A:74:GLU:HB2	5	0.99
(1,377)	1:A:70:TYR:H	1:A:70:TYR:HB2	1	0.99
(1,36)	1:A:11:THR:H	1:A:11:THR:HG21	14	0.99
(1,36)	1:A:11:THR:H	1:A:11:THR:HG22	14	0.99
(1,36)	1:A:11:THR:H	1:A:11:THR:HG23	14	0.99
(1,292)	1:A:56:ALA:H	1:A:56:ALA:HB1	7	0.99
(1,292)	1:A:56:ALA:H	1:A:56:ALA:HB2	7	0.99
(1,292)	1:A:56:ALA:H	1:A:56:ALA:HB3	7	0.99
(1,292)	1:A:56:ALA:H	1:A:56:ALA:HB1	11	0.99
(1,292)	1:A:56:ALA:H	1:A:56:ALA:HB2	11	0.99
(1,292)	1:A:56:ALA:H	1:A:56:ALA:HB3	11	0.99
(1,2543)	1:A:116:GLY:H	1:B:189:PHE:HB2	15	0.99
(1,2543)	1:A:116:GLY:H	1:B:189:PHE:HB3	15	0.99
(1,2501)	2:C:15:THR:H	2:C:16:ARG:H	12	0.99
(1,25)	1:A:9:THR:H	1:A:7:ASP:HA	4	0.99
(1,2498)	2:C:10:PHE:H	2:C:11:PHE:H	5	0.99

*Continued on next page...*

*Continued from previous page...*

Key	Atom-1	Atom-2	Model ID	Violation (Å)
(1,2497)	2:C:9:ARG:H	2:C:10:PHE:H	2	0.99
(1,2475)	1:B:216:LYS:H	1:B:216:LYS:HG2	4	0.99
(1,2448)	1:B:210:ALA:H	1:B:210:ALA:HB1	4	0.99
(1,2448)	1:B:210:ALA:H	1:B:210:ALA:HB2	4	0.99
(1,2448)	1:B:210:ALA:H	1:B:210:ALA:HB3	4	0.99
(1,2448)	1:B:210:ALA:H	1:B:210:ALA:HB1	11	0.99
(1,2448)	1:B:210:ALA:H	1:B:210:ALA:HB2	11	0.99
(1,2448)	1:B:210:ALA:H	1:B:210:ALA:HB3	11	0.99
(1,2448)	1:B:210:ALA:H	1:B:210:ALA:HB1	14	0.99
(1,2448)	1:B:210:ALA:H	1:B:210:ALA:HB2	14	0.99
(1,2448)	1:B:210:ALA:H	1:B:210:ALA:HB3	14	0.99
(1,2435)	1:B:208:ALA:H	1:B:208:ALA:HB1	11	0.99
(1,2435)	1:B:208:ALA:H	1:B:208:ALA:HB2	11	0.99
(1,2435)	1:B:208:ALA:H	1:B:208:ALA:HB3	11	0.99
(1,2435)	1:B:208:ALA:H	1:B:208:ALA:HB1	12	0.99
(1,2435)	1:B:208:ALA:H	1:B:208:ALA:HB2	12	0.99
(1,2435)	1:B:208:ALA:H	1:B:208:ALA:HB3	12	0.99
(1,2435)	1:B:208:ALA:H	1:B:208:ALA:HB1	14	0.99
(1,2435)	1:B:208:ALA:H	1:B:208:ALA:HB2	14	0.99
(1,2435)	1:B:208:ALA:H	1:B:208:ALA:HB3	14	0.99
(1,2423)	1:B:206:ALA:H	1:B:206:ALA:HB1	5	0.99
(1,2423)	1:B:206:ALA:H	1:B:206:ALA:HB2	5	0.99
(1,2423)	1:B:206:ALA:H	1:B:206:ALA:HB3	5	0.99
(1,2423)	1:B:206:ALA:H	1:B:206:ALA:HB1	9	0.99
(1,2423)	1:B:206:ALA:H	1:B:206:ALA:HB2	9	0.99
(1,2423)	1:B:206:ALA:H	1:B:206:ALA:HB3	9	0.99
(1,2423)	1:B:206:ALA:H	1:B:206:ALA:HB1	10	0.99
(1,2423)	1:B:206:ALA:H	1:B:206:ALA:HB2	10	0.99
(1,2423)	1:B:206:ALA:H	1:B:206:ALA:HB3	10	0.99
(1,24)	1:A:8:LYS:H	1:A:8:LYS:HD2	11	0.99
(1,2393)	1:B:202:SER:H	1:B:202:SER:HB2	9	0.99
(1,2354)	1:B:196:LYS:H	1:B:196:LYS:HB2	7	0.99
(1,2340)	1:B:193:LYS:H	1:B:193:LYS:HB2	13	0.99
(1,2300)	1:B:187:ALA:HB1	1:B:198:MET:HE1	7	0.99
(1,2300)	1:B:187:ALA:HB1	1:B:198:MET:HE2	7	0.99
(1,2300)	1:B:187:ALA:HB1	1:B:198:MET:HE3	7	0.99
(1,2300)	1:B:187:ALA:HB2	1:B:198:MET:HE1	7	0.99
(1,2300)	1:B:187:ALA:HB2	1:B:198:MET:HE2	7	0.99
(1,2300)	1:B:187:ALA:HB2	1:B:198:MET:HE3	7	0.99
(1,2300)	1:B:187:ALA:HB3	1:B:198:MET:HE1	7	0.99
(1,2300)	1:B:187:ALA:HB3	1:B:198:MET:HE2	7	0.99
(1,2300)	1:B:187:ALA:HB3	1:B:198:MET:HE3	7	0.99

*Continued on next page...*

*Continued from previous page...*

Key	Atom-1	Atom-2	Model ID	Violation (Å)
(1,2266)	1:B:184:LEU:H	1:B:184:LEU:HB2	13	0.99
(1,2222)	1:B:179:ILE:H	1:B:179:ILE:HG13	11	0.99
(1,2189)	1:B:173:HIS:H	1:B:173:HIS:HB2	9	0.99
(1,2171)	1:B:169:LEU:H	1:B:169:LEU:HB2	4	0.99
(1,2155)	1:B:166:ILE:H	1:B:166:ILE:HD11	4	0.99
(1,2155)	1:B:166:ILE:H	1:B:166:ILE:HD12	4	0.99
(1,2155)	1:B:166:ILE:H	1:B:166:ILE:HD13	4	0.99
(1,215)	1:A:41:ILE:H	1:A:41:ILE:HG21	10	0.99
(1,215)	1:A:41:ILE:H	1:A:41:ILE:HG22	10	0.99
(1,215)	1:A:41:ILE:H	1:A:41:ILE:HG23	10	0.99
(1,2132)	1:B:163:ASN:H	1:B:163:ASN:HB2	13	0.99
(1,2069)	1:B:156:ALA:H	1:B:156:ALA:HB1	12	0.99
(1,2069)	1:B:156:ALA:H	1:B:156:ALA:HB2	12	0.99
(1,2069)	1:B:156:ALA:H	1:B:156:ALA:HB3	12	0.99
(1,1951)	1:B:133:GLN:H	1:B:133:GLN:HB2	5	0.99
(1,1944)	1:B:132:LEU:H	1:B:132:LEU:HB2	13	0.99
(1,1923)	1:B:122:GLN:H	1:B:122:GLN:HB2	7	0.99
(1,1895)	1:B:118:MET:HE1	1:B:159:TYR:HB2	5	0.99
(1,1895)	1:B:118:MET:HE1	1:B:159:TYR:HB3	5	0.99
(1,1895)	1:B:118:MET:HE2	1:B:159:TYR:HB2	5	0.99
(1,1895)	1:B:118:MET:HE2	1:B:159:TYR:HB3	5	0.99
(1,1895)	1:B:118:MET:HE3	1:B:159:TYR:HB2	5	0.99
(1,1895)	1:B:118:MET:HE3	1:B:159:TYR:HB3	5	0.99
(1,1885)	1:B:118:MET:H	1:B:118:MET:HB2	4	0.99
(1,1885)	1:B:118:MET:H	1:B:118:MET:HB2	12	0.99
(1,1716)	1:B:82:GLU:H	1:B:82:GLU:HB2	5	0.99
(1,1710)	1:B:81:LEU:H	1:B:81:LEU:HB2	3	0.99
(1,1710)	1:B:81:LEU:H	1:B:81:LEU:HB2	11	0.99
(1,1697)	1:B:80:SER:H	1:B:77:GLN:HB2	10	0.99
(1,1650)	1:B:74:GLU:H	1:B:74:GLU:HG2	6	0.99
(1,1650)	1:B:74:GLU:H	1:B:74:GLU:HG2	8	0.99
(1,1579)	1:B:65:ASP:H	1:B:65:ASP:HB2	5	0.99
(1,1579)	1:B:65:ASP:H	1:B:65:ASP:HB2	13	0.99
(1,1557)	1:B:59:HIS:H	1:B:59:HIS:HB2	5	0.99
(1,1548)	1:B:58:LEU:H	1:B:58:LEU:HB2	8	0.99
(1,1536)	1:B:56:ALA:H	1:B:56:ALA:HB1	15	0.99
(1,1536)	1:B:56:ALA:H	1:B:56:ALA:HB2	15	0.99
(1,1536)	1:B:56:ALA:H	1:B:56:ALA:HB3	15	0.99
(1,150)	1:A:33:GLN:H	1:A:33:GLN:HB2	1	0.99
(1,1480)	1:B:44:ILE:H	1:B:44:ILE:HG21	9	0.99
(1,1480)	1:B:44:ILE:H	1:B:44:ILE:HG22	9	0.99
(1,1480)	1:B:44:ILE:H	1:B:44:ILE:HG23	9	0.99

*Continued on next page...*



*Continued from previous page...*

Key	Atom-1	Atom-2	Model ID	Violation (Å)
(1,148)	1:A:33:GLN:H	1:A:32:LYS:HD2	8	0.99
(1,1472)	1:B:43:ASN:H	1:B:43:ASN:HB2	11	0.99
(1,1463)	1:B:41:ILE:HG21	1:B:42:ASN:H	4	0.99
(1,1463)	1:B:41:ILE:HG22	1:B:42:ASN:H	4	0.99
(1,1463)	1:B:41:ILE:HG23	1:B:42:ASN:H	4	0.99
(1,1447)	1:B:40:ASN:H	1:B:40:ASN:HB2	1	0.99
(1,1447)	1:B:40:ASN:H	1:B:40:ASN:HB2	15	0.99
(1,1394)	1:B:33:GLN:H	1:B:33:GLN:HB2	3	0.99
(1,1369)	1:B:30:SER:H	1:B:30:SER:HB2	13	0.99
(1,1358)	1:B:28:GLU:H	1:B:28:GLU:HB2	9	0.99
(1,1339)	1:B:23:THR:H	1:B:23:THR:HG21	2	0.99
(1,1339)	1:B:23:THR:H	1:B:23:THR:HG22	2	0.99
(1,1339)	1:B:23:THR:H	1:B:23:THR:HG23	2	0.99
(1,1333)	1:B:22:ASP:H	1:B:22:ASP:HB2	10	0.99
(1,1329)	1:B:21:GLN:H	1:B:21:GLN:HB2	12	0.99
(1,132)	1:A:31:LEU:H	1:A:31:LEU:HB2	4	0.99
(1,1317)	1:B:17:ALA:H	1:B:17:ALA:HB1	8	0.99
(1,1317)	1:B:17:ALA:H	1:B:17:ALA:HB2	8	0.99
(1,1317)	1:B:17:ALA:H	1:B:17:ALA:HB3	8	0.99
(1,1314)	1:B:16:ALA:H	1:B:16:ALA:HB1	13	0.99
(1,1314)	1:B:16:ALA:H	1:B:16:ALA:HB2	13	0.99
(1,1314)	1:B:16:ALA:H	1:B:16:ALA:HB3	13	0.99
(1,1300)	1:B:14:ALA:HB1	1:B:14:ALA:H	15	0.99
(1,1300)	1:B:14:ALA:HB2	1:B:14:ALA:H	15	0.99
(1,1300)	1:B:14:ALA:HB3	1:B:14:ALA:H	15	0.99
(1,1287)	1:B:12:ASP:H	1:B:12:ASP:HB2	3	0.99
(1,1275)	1:B:9:THR:H	1:B:9:THR:HG21	14	0.99
(1,1275)	1:B:9:THR:H	1:B:9:THR:HG22	14	0.99
(1,1275)	1:B:9:THR:H	1:B:9:THR:HG23	14	0.99
(1,1268)	1:B:8:LYS:H	1:B:8:LYS:HD2	4	0.99
(1,1266)	1:B:8:LYS:H	1:B:8:LYS:HB2	11	0.99
(1,1239)	1:A:219:LEU:H	1:A:219:LEU:HB2	1	0.99
(1,1204)	1:A:210:ALA:H	1:A:210:ALA:HB1	1	0.99
(1,1204)	1:A:210:ALA:H	1:A:210:ALA:HB2	1	0.99
(1,1204)	1:A:210:ALA:H	1:A:210:ALA:HB3	1	0.99
(1,1204)	1:A:210:ALA:H	1:A:210:ALA:HB1	8	0.99
(1,1204)	1:A:210:ALA:H	1:A:210:ALA:HB2	8	0.99
(1,1204)	1:A:210:ALA:H	1:A:210:ALA:HB3	8	0.99
(1,1191)	1:A:208:ALA:H	1:A:208:ALA:HB1	3	0.99
(1,1191)	1:A:208:ALA:H	1:A:208:ALA:HB2	3	0.99
(1,1191)	1:A:208:ALA:H	1:A:208:ALA:HB3	3	0.99
(1,1191)	1:A:208:ALA:H	1:A:208:ALA:HB1	7	0.99

*Continued on next page...*



*Continued from previous page...*

Key	Atom-1	Atom-2	Model ID	Violation (Å)
(1,1191)	1:A:208:ALA:H	1:A:208:ALA:HB2	7	0.99
(1,1191)	1:A:208:ALA:H	1:A:208:ALA:HB3	7	0.99
(1,1179)	1:A:206:ALA:H	1:A:206:ALA:HB1	5	0.99
(1,1179)	1:A:206:ALA:H	1:A:206:ALA:HB2	5	0.99
(1,1179)	1:A:206:ALA:H	1:A:206:ALA:HB3	5	0.99
(1,1179)	1:A:206:ALA:H	1:A:206:ALA:HB1	10	0.99
(1,1179)	1:A:206:ALA:H	1:A:206:ALA:HB2	10	0.99
(1,1179)	1:A:206:ALA:H	1:A:206:ALA:HB3	10	0.99
(1,1079)	1:A:189:PHE:HB2	1:A:189:PHE:H	3	0.99
(1,1035)	1:A:185:THR:H	1:A:185:THR:HG21	7	0.99
(1,1035)	1:A:185:THR:H	1:A:185:THR:HG22	7	0.99
(1,1035)	1:A:185:THR:H	1:A:185:THR:HG23	7	0.99
(1,98)	1:A:24:THR:H	1:A:24:THR:HG21	4	0.98
(1,98)	1:A:24:THR:H	1:A:24:THR:HG22	4	0.98
(1,98)	1:A:24:THR:H	1:A:24:THR:HG23	4	0.98
(1,976)	1:A:179:ILE:H	1:A:179:ILE:HB	7	0.98
(1,95)	1:A:23:THR:H	1:A:23:THR:HG21	8	0.98
(1,95)	1:A:23:THR:H	1:A:23:THR:HG22	8	0.98
(1,95)	1:A:23:THR:H	1:A:23:THR:HG23	8	0.98
(1,95)	1:A:23:THR:H	1:A:23:THR:HG21	12	0.98
(1,95)	1:A:23:THR:H	1:A:23:THR:HG22	12	0.98
(1,95)	1:A:23:THR:H	1:A:23:THR:HG23	12	0.98
(1,949)	1:A:175:THR:H	1:A:175:THR:HG21	14	0.98
(1,949)	1:A:175:THR:H	1:A:175:THR:HG22	14	0.98
(1,949)	1:A:175:THR:H	1:A:175:THR:HG23	14	0.98
(1,927)	1:A:169:LEU:H	1:A:169:LEU:HB2	5	0.98
(1,927)	1:A:169:LEU:H	1:A:169:LEU:HB2	10	0.98
(1,864)	1:A:160:ASN:H	1:A:160:ASN:HB2	7	0.98
(1,858)	1:A:159:TYR:H	1:A:159:TYR:HB2	2	0.98
(1,849)	1:A:158:SER:H	1:A:158:SER:HB2	9	0.98
(1,805)	1:A:154:ILE:H	1:A:154:ILE:HG12	5	0.98
(1,749)	1:A:140:HIS:H	1:A:140:HIS:HB2	14	0.98
(1,707)	1:A:133:GLN:H	1:A:133:GLN:HB2	3	0.98
(1,70)	1:A:16:ALA:H	1:A:16:ALA:HB1	6	0.98
(1,70)	1:A:16:ALA:H	1:A:16:ALA:HB2	6	0.98
(1,70)	1:A:16:ALA:H	1:A:16:ALA:HB3	6	0.98
(1,70)	1:A:16:ALA:H	1:A:16:ALA:HB1	15	0.98
(1,70)	1:A:16:ALA:H	1:A:16:ALA:HB2	15	0.98
(1,70)	1:A:16:ALA:H	1:A:16:ALA:HB3	15	0.98
(1,693)	1:A:128:SER:H	1:A:128:SER:HB2	4	0.98
(1,679)	1:A:122:GLN:H	1:A:122:GLN:HB2	6	0.98
(1,646)	1:A:118:MET:HE1	1:A:156:ALA:H	6	0.98

*Continued on next page...*

*Continued from previous page...*

Key	Atom-1	Atom-2	Model ID	Violation (Å)
(1,646)	1:A:118:MET:HE2	1:A:156:ALA:H	6	0.98
(1,646)	1:A:118:MET:HE3	1:A:156:ALA:H	6	0.98
(1,641)	1:A:118:MET:H	1:A:118:MET:HB2	3	0.98
(1,635)	1:A:117:MET:H	1:A:117:MET:HE1	11	0.98
(1,635)	1:A:117:MET:H	1:A:117:MET:HE2	11	0.98
(1,635)	1:A:117:MET:H	1:A:117:MET:HE3	11	0.98
(1,591)	1:A:111:ILE:H	1:A:111:ILE:HG12	12	0.98
(1,56)	1:A:14:ALA:HB1	1:A:14:ALA:H	4	0.98
(1,56)	1:A:14:ALA:HB2	1:A:14:ALA:H	4	0.98
(1,56)	1:A:14:ALA:HB3	1:A:14:ALA:H	4	0.98
(1,535)	1:A:104:VAL:H	1:A:104:VAL:HG11	3	0.98
(1,535)	1:A:104:VAL:H	1:A:104:VAL:HG12	3	0.98
(1,535)	1:A:104:VAL:H	1:A:104:VAL:HG13	3	0.98
(1,497)	1:A:90:SER:H	1:A:90:SER:HB2	15	0.98
(1,472)	1:A:82:GLU:H	1:A:82:GLU:HB2	10	0.98
(1,472)	1:A:82:GLU:H	1:A:82:GLU:HB2	13	0.98
(1,436)	1:A:78:LEU:H	1:A:78:LEU:HB2	3	0.98
(1,383)	1:A:71:LEU:H	1:A:71:LEU:HB2	15	0.98
(1,342)	1:A:66:LYS:H	1:A:66:LYS:HB2	8	0.98
(1,335)	1:A:65:ASP:H	1:A:65:ASP:HB2	7	0.98
(1,335)	1:A:65:ASP:H	1:A:65:ASP:HB2	9	0.98
(1,2606)	2:C:7:SER:H	1:A:80:SER:HA	10	0.98
(1,2606)	2:C:7:SER:H	1:B:80:SER:HA	10	0.98
(1,2543)	1:A:116:GLY:H	1:B:189:PHE:HB2	2	0.98
(1,2543)	1:A:116:GLY:H	1:B:189:PHE:HB3	2	0.98
(1,2542)	1:A:116:GLY:H	1:B:185:THR:HB	11	0.98
(1,2533)	1:A:88:ILE:HD11	1:B:172:LYS:HD2	15	0.98
(1,2533)	1:A:88:ILE:HD11	1:B:172:LYS:HD3	15	0.98
(1,2533)	1:A:88:ILE:HD12	1:B:172:LYS:HD2	15	0.98
(1,2533)	1:A:88:ILE:HD12	1:B:172:LYS:HD3	15	0.98
(1,2533)	1:A:88:ILE:HD13	1:B:172:LYS:HD2	15	0.98
(1,2533)	1:A:88:ILE:HD13	1:B:172:LYS:HD3	15	0.98
(1,2500)	2:C:14:ALA:H	2:C:15:THR:H	12	0.98
(1,2483)	1:B:219:LEU:H	1:B:219:LEU:HB2	11	0.98
(1,2448)	1:B:210:ALA:H	1:B:210:ALA:HB1	3	0.98
(1,2448)	1:B:210:ALA:H	1:B:210:ALA:HB2	3	0.98
(1,2448)	1:B:210:ALA:H	1:B:210:ALA:HB3	3	0.98
(1,2435)	1:B:208:ALA:H	1:B:208:ALA:HB1	9	0.98
(1,2435)	1:B:208:ALA:H	1:B:208:ALA:HB2	9	0.98
(1,2435)	1:B:208:ALA:H	1:B:208:ALA:HB3	9	0.98
(1,2423)	1:B:206:ALA:H	1:B:206:ALA:HB1	3	0.98
(1,2423)	1:B:206:ALA:H	1:B:206:ALA:HB2	3	0.98

*Continued on next page...*

*Continued from previous page...*

Key	Atom-1	Atom-2	Model ID	Violation (Å)
(1,2423)	1:B:206:ALA:H	1:B:206:ALA:HB3	3	0.98
(1,2323)	1:B:189:PHE:HB2	1:B:189:PHE:H	4	0.98
(1,2316)	1:B:188:LEU:HD11	1:B:202:SER:HB2	1	0.98
(1,2316)	1:B:188:LEU:HD11	1:B:202:SER:HB3	1	0.98
(1,2316)	1:B:188:LEU:HD12	1:B:202:SER:HB2	1	0.98
(1,2316)	1:B:188:LEU:HD12	1:B:202:SER:HB3	1	0.98
(1,2316)	1:B:188:LEU:HD13	1:B:202:SER:HB2	1	0.98
(1,2316)	1:B:188:LEU:HD13	1:B:202:SER:HB3	1	0.98
(1,228)	1:A:43:ASN:H	1:A:43:ASN:HB2	7	0.98
(1,2220)	1:B:179:ILE:H	1:B:179:ILE:HB	4	0.98
(1,2171)	1:B:169:LEU:H	1:B:169:LEU:HB2	15	0.98
(1,2108)	1:B:160:ASN:H	1:B:160:ASN:HB2	5	0.98
(1,2108)	1:B:160:ASN:H	1:B:160:ASN:HB2	12	0.98
(1,2102)	1:B:159:TYR:H	1:B:159:TYR:HB2	15	0.98
(1,203)	1:A:40:ASN:H	1:A:40:ASN:HB2	7	0.98
(1,2003)	1:B:144:ARG:H	1:B:144:ARG:HB2	7	0.98
(1,1998)	1:B:141:ILE:H	1:B:141:ILE:HG21	8	0.98
(1,1998)	1:B:141:ILE:H	1:B:141:ILE:HG22	8	0.98
(1,1998)	1:B:141:ILE:H	1:B:141:ILE:HG23	8	0.98
(1,1991)	1:B:139:ASN:H	1:B:139:ASN:HB2	2	0.98
(1,1991)	1:B:139:ASN:H	1:B:139:ASN:HB2	15	0.98
(1,1966)	1:B:135:ASN:H	1:B:135:ASN:HB2	4	0.98
(1,1960)	1:B:134:LEU:H	1:B:134:LEU:HB2	7	0.98
(1,1944)	1:B:132:LEU:H	1:B:132:LEU:HB2	12	0.98
(1,1874)	1:B:117:MET:HE1	1:B:116:GLY:H	2	0.98
(1,1874)	1:B:117:MET:HE2	1:B:116:GLY:H	2	0.98
(1,1874)	1:B:117:MET:HE3	1:B:116:GLY:H	2	0.98
(1,1861)	1:B:115:SER:H	1:B:115:SER:HB2	14	0.98
(1,1852)	1:B:114:PHE:H	1:B:114:PHE:HB2	5	0.98
(1,1852)	1:B:114:PHE:H	1:B:114:PHE:HB2	9	0.98
(1,1801)	1:B:106:LEU:H	1:B:106:LEU:HB2	9	0.98
(1,1741)	1:B:90:SER:H	1:B:90:SER:HB2	9	0.98
(1,1716)	1:B:82:GLU:H	1:B:82:GLU:HB2	2	0.98
(1,1680)	1:B:78:LEU:H	1:B:78:LEU:HB2	9	0.98
(1,1680)	1:B:78:LEU:H	1:B:78:LEU:HB2	13	0.98
(1,1579)	1:B:65:ASP:H	1:B:65:ASP:HB2	8	0.98
(1,1548)	1:B:58:LEU:H	1:B:58:LEU:HB2	5	0.98
(1,1501)	1:B:49:GLY:H	1:B:50:GLY:H	12	0.98
(1,150)	1:A:33:GLN:H	1:A:33:GLN:HB2	14	0.98
(1,1482)	1:B:45:ILE:H	1:B:45:ILE:HG21	8	0.98
(1,1482)	1:B:45:ILE:H	1:B:45:ILE:HG22	8	0.98
(1,1482)	1:B:45:ILE:H	1:B:45:ILE:HG23	8	0.98

*Continued on next page...*

*Continued from previous page...*

Key	Atom-1	Atom-2	Model ID	Violation (Å)
(1,1480)	1:B:44:ILE:H	1:B:44:ILE:HG21	2	0.98
(1,1480)	1:B:44:ILE:H	1:B:44:ILE:HG22	2	0.98
(1,1480)	1:B:44:ILE:H	1:B:44:ILE:HG23	2	0.98
(1,1478)	1:B:44:ILE:H	1:B:44:ILE:HG12	1	0.98
(1,1472)	1:B:43:ASN:H	1:B:43:ASN:HB2	1	0.98
(1,1459)	1:B:41:ILE:H	1:B:41:ILE:HG21	1	0.98
(1,1459)	1:B:41:ILE:H	1:B:41:ILE:HG22	1	0.98
(1,1459)	1:B:41:ILE:H	1:B:41:ILE:HG23	1	0.98
(1,1459)	1:B:41:ILE:H	1:B:41:ILE:HG21	5	0.98
(1,1459)	1:B:41:ILE:H	1:B:41:ILE:HG22	5	0.98
(1,1459)	1:B:41:ILE:H	1:B:41:ILE:HG23	5	0.98
(1,1447)	1:B:40:ASN:H	1:B:40:ASN:HB2	12	0.98
(1,1428)	1:B:37:PHE:H	1:B:37:PHE:HB2	9	0.98
(1,141)	1:A:32:LYS:H	1:A:32:LYS:HD2	5	0.98
(1,1406)	1:B:34:SER:H	1:B:34:SER:HB2	11	0.98
(1,1394)	1:B:33:GLN:H	1:B:33:GLN:HB2	2	0.98
(1,1358)	1:B:28:GLU:H	1:B:28:GLU:HB2	3	0.98
(1,1351)	1:B:27:LYS:H	1:B:26:PRO:HG2	6	0.98
(1,1348)	1:B:25:LYS:H	1:B:25:LYS:HD3	5	0.98
(1,1333)	1:B:22:ASP:H	1:B:22:ASP:HB2	6	0.98
(1,1314)	1:B:16:ALA:H	1:B:16:ALA:HB1	10	0.98
(1,1314)	1:B:16:ALA:H	1:B:16:ALA:HB2	10	0.98
(1,1314)	1:B:16:ALA:H	1:B:16:ALA:HB3	10	0.98
(1,1314)	1:B:16:ALA:H	1:B:16:ALA:HB1	14	0.98
(1,1314)	1:B:16:ALA:H	1:B:16:ALA:HB2	14	0.98
(1,1314)	1:B:16:ALA:H	1:B:16:ALA:HB3	14	0.98
(1,1258)	1:B:6:GLY:H	1:B:7:ASP:H	2	0.98
(1,1250)	1:B:5:PHE:HB2	1:B:5:PHE:H	4	0.98
(1,1204)	1:A:210:ALA:H	1:A:210:ALA:HB1	11	0.98
(1,1204)	1:A:210:ALA:H	1:A:210:ALA:HB2	11	0.98
(1,1204)	1:A:210:ALA:H	1:A:210:ALA:HB3	11	0.98
(1,120)	1:A:29:LEU:H	1:A:29:LEU:HD11	8	0.98
(1,120)	1:A:29:LEU:H	1:A:29:LEU:HD12	8	0.98
(1,120)	1:A:29:LEU:H	1:A:29:LEU:HD13	8	0.98
(1,1191)	1:A:208:ALA:H	1:A:208:ALA:HB1	10	0.98
(1,1191)	1:A:208:ALA:H	1:A:208:ALA:HB2	10	0.98
(1,1191)	1:A:208:ALA:H	1:A:208:ALA:HB3	10	0.98
(1,1191)	1:A:208:ALA:H	1:A:208:ALA:HB1	12	0.98
(1,1191)	1:A:208:ALA:H	1:A:208:ALA:HB2	12	0.98
(1,1191)	1:A:208:ALA:H	1:A:208:ALA:HB3	12	0.98
(1,1179)	1:A:206:ALA:H	1:A:206:ALA:HB1	1	0.98
(1,1179)	1:A:206:ALA:H	1:A:206:ALA:HB2	1	0.98

*Continued on next page...*

*Continued from previous page...*

Key	Atom-1	Atom-2	Model ID	Violation (Å)
(1,1179)	1:A:206:ALA:H	1:A:206:ALA:HB3	1	0.98
(1,114)	1:A:28:GLU:H	1:A:28:GLU:HB2	14	0.98
(1,1107)	1:A:196:LYS:H	1:A:196:LYS:HD2	9	0.98
(1,107)	1:A:27:LYS:H	1:A:26:PRO:HG2	6	0.98
(1,1055)	1:A:187:ALA:HB1	1:A:198:MET:HG2	13	0.98
(1,1055)	1:A:187:ALA:HB1	1:A:198:MET:HG3	13	0.98
(1,1055)	1:A:187:ALA:HB2	1:A:198:MET:HG2	13	0.98
(1,1055)	1:A:187:ALA:HB2	1:A:198:MET:HG3	13	0.98
(1,1055)	1:A:187:ALA:HB3	1:A:198:MET:HG2	13	0.98
(1,1055)	1:A:187:ALA:HB3	1:A:198:MET:HG3	13	0.98
(1,101)	1:A:25:LYS:H	1:A:25:LYS:HG2	1	0.98
(1,90)	1:A:22:ASP:H	1:A:22:ASP:HB3	6	0.97
(1,87)	1:A:21:GLN:H	1:A:22:ASP:H	11	0.97
(1,858)	1:A:159:TYR:H	1:A:159:TYR:HB2	3	0.97
(1,832)	1:A:157:LEU:H	1:A:157:LEU:HB2	13	0.97
(1,775)	1:A:150:ASN:H	1:A:150:ASN:HB2	11	0.97
(1,765)	1:A:147:PHE:H	1:A:147:PHE:HB2	7	0.97
(1,747)	1:A:139:ASN:H	1:A:139:ASN:HB2	13	0.97
(1,686)	1:A:124:ILE:H	1:A:124:ILE:HG21	2	0.97
(1,686)	1:A:124:ILE:H	1:A:124:ILE:HG22	2	0.97
(1,686)	1:A:124:ILE:H	1:A:124:ILE:HG23	2	0.97
(1,647)	1:A:118:MET:HE1	1:A:155:LEU:HD21	15	0.97
(1,647)	1:A:118:MET:HE1	1:A:155:LEU:HD22	15	0.97
(1,647)	1:A:118:MET:HE1	1:A:155:LEU:HD23	15	0.97
(1,647)	1:A:118:MET:HE2	1:A:155:LEU:HD21	15	0.97
(1,647)	1:A:118:MET:HE2	1:A:155:LEU:HD22	15	0.97
(1,647)	1:A:118:MET:HE2	1:A:155:LEU:HD23	15	0.97
(1,647)	1:A:118:MET:HE3	1:A:155:LEU:HD21	15	0.97
(1,647)	1:A:118:MET:HE3	1:A:155:LEU:HD22	15	0.97
(1,647)	1:A:118:MET:HE3	1:A:155:LEU:HD23	15	0.97
(1,641)	1:A:118:MET:H	1:A:118:MET:HB2	4	0.97
(1,641)	1:A:118:MET:H	1:A:118:MET:HB2	15	0.97
(1,581)	1:A:110:GLY:H	1:A:111:ILE:H	3	0.97
(1,537)	1:A:104:VAL:HG21	1:A:170:ARG:HG2	11	0.97
(1,537)	1:A:104:VAL:HG21	1:A:170:ARG:HG3	11	0.97
(1,537)	1:A:104:VAL:HG22	1:A:170:ARG:HG2	11	0.97
(1,537)	1:A:104:VAL:HG22	1:A:170:ARG:HG3	11	0.97
(1,537)	1:A:104:VAL:HG23	1:A:170:ARG:HG2	11	0.97
(1,537)	1:A:104:VAL:HG23	1:A:170:ARG:HG3	11	0.97
(1,535)	1:A:104:VAL:H	1:A:104:VAL:HG11	12	0.97
(1,535)	1:A:104:VAL:H	1:A:104:VAL:HG12	12	0.97
(1,535)	1:A:104:VAL:H	1:A:104:VAL:HG13	12	0.97

*Continued on next page...*

*Continued from previous page...*

Key	Atom-1	Atom-2	Model ID	Violation (Å)
(1,49)	1:A:13:ASP:H	1:A:13:ASP:HB2	3	0.97
(1,472)	1:A:82:GLU:H	1:A:82:GLU:HB2	1	0.97
(1,453)	1:A:80:SER:H	1:A:77:GLN:HB2	11	0.97
(1,417)	1:A:75:GLU:H	1:A:75:GLU:HB2	7	0.97
(1,409)	1:A:74:GLU:H	1:A:74:GLU:HB2	14	0.97
(1,394)	1:A:72:ASP:H	1:A:72:ASP:HB2	8	0.97
(1,394)	1:A:72:ASP:H	1:A:72:ASP:HB2	12	0.97
(1,377)	1:A:70:TYR:H	1:A:70:TYR:HB2	4	0.97
(1,377)	1:A:70:TYR:H	1:A:70:TYR:HB2	8	0.97
(1,313)	1:A:59:HIS:H	1:A:59:HIS:HB2	15	0.97
(1,304)	1:A:58:LEU:H	1:A:58:LEU:HB2	9	0.97
(1,292)	1:A:56:ALA:H	1:A:56:ALA:HB1	13	0.97
(1,292)	1:A:56:ALA:H	1:A:56:ALA:HB2	13	0.97
(1,292)	1:A:56:ALA:H	1:A:56:ALA:HB3	13	0.97
(1,2611)	2:C:25:LEU:HD11	1:A:66:LYS:H	10	0.97
(1,2611)	2:C:25:LEU:HD11	1:B:66:LYS:H	10	0.97
(1,2611)	2:C:25:LEU:HD12	1:A:66:LYS:H	10	0.97
(1,2611)	2:C:25:LEU:HD12	1:B:66:LYS:H	10	0.97
(1,2611)	2:C:25:LEU:HD13	1:A:66:LYS:H	10	0.97
(1,2611)	2:C:25:LEU:HD13	1:B:66:LYS:H	10	0.97
(1,2611)	2:C:25:LEU:HD21	1:A:66:LYS:H	10	0.97
(1,2611)	2:C:25:LEU:HD21	1:B:66:LYS:H	10	0.97
(1,2611)	2:C:25:LEU:HD22	1:A:66:LYS:H	10	0.97
(1,2611)	2:C:25:LEU:HD22	1:B:66:LYS:H	10	0.97
(1,2611)	2:C:25:LEU:HD23	1:A:66:LYS:H	10	0.97
(1,2611)	2:C:25:LEU:HD23	1:B:66:LYS:H	10	0.97
(1,261)	1:A:51:MET:H	1:A:51:MET:HG2	2	0.97
(1,2591)	2:C:25:LEU:H	1:A:65:ASP:HB2	13	0.97
(1,2591)	2:C:25:LEU:H	1:A:65:ASP:HB3	13	0.97
(1,2591)	2:C:25:LEU:H	1:B:65:ASP:HB2	13	0.97
(1,2591)	2:C:25:LEU:H	1:B:65:ASP:HB3	13	0.97
(1,2505)	2:C:19:CYS:H	2:C:20:SER:H	4	0.97
(1,2423)	1:B:206:ALA:H	1:B:206:ALA:HB1	11	0.97
(1,2423)	1:B:206:ALA:H	1:B:206:ALA:HB2	11	0.97
(1,2423)	1:B:206:ALA:H	1:B:206:ALA:HB3	11	0.97
(1,238)	1:A:45:ILE:H	1:A:45:ILE:HG21	13	0.97
(1,238)	1:A:45:ILE:H	1:A:45:ILE:HG22	13	0.97
(1,238)	1:A:45:ILE:H	1:A:45:ILE:HG23	13	0.97
(1,2323)	1:B:189:PHE:HB2	1:B:189:PHE:H	7	0.97
(1,228)	1:A:43:ASN:H	1:A:43:ASN:HB2	14	0.97
(1,2171)	1:B:169:LEU:H	1:B:169:LEU:HB2	6	0.97
(1,215)	1:A:41:ILE:H	1:A:41:ILE:HG21	14	0.97

*Continued on next page...*



*Continued from previous page...*

Key	Atom-1	Atom-2	Model ID	Violation (Å)
(1,215)	1:A:41:ILE:H	1:A:41:ILE:HG22	14	0.97
(1,215)	1:A:41:ILE:H	1:A:41:ILE:HG23	14	0.97
(1,2139)	1:B:164:SER:H	1:B:164:SER:HB2	12	0.97
(1,2108)	1:B:160:ASN:H	1:B:160:ASN:HB2	9	0.97
(1,2076)	1:B:157:LEU:H	1:B:157:LEU:HB2	15	0.97
(1,203)	1:A:40:ASN:H	1:A:40:ASN:HB2	9	0.97
(1,1993)	1:B:140:HIS:H	1:B:140:HIS:HB2	13	0.97
(1,1960)	1:B:134:LEU:H	1:B:134:LEU:HB2	2	0.97
(1,1943)	1:B:131:LYS:H	1:B:131:LYS:HG2	15	0.97
(1,1837)	1:B:111:ILE:HB	1:B:112:GLY:H	1	0.97
(1,1691)	1:B:79:SER:H	1:B:79:SER:HB2	14	0.97
(1,1653)	1:B:74:GLU:H	1:B:74:GLU:HB2	9	0.97
(1,1650)	1:B:74:GLU:H	1:B:74:GLU:HG2	1	0.97
(1,1638)	1:B:72:ASP:H	1:B:72:ASP:HB2	9	0.97
(1,1621)	1:B:70:TYR:H	1:B:70:TYR:HB2	7	0.97
(1,1608)	1:B:69:GLU:H	1:B:68:VAL:HG11	13	0.97
(1,1608)	1:B:69:GLU:H	1:B:68:VAL:HG12	13	0.97
(1,1608)	1:B:69:GLU:H	1:B:68:VAL:HG13	13	0.97
(1,1545)	1:B:57:ARG:HB2	1:B:58:LEU:H	5	0.97
(1,1542)	1:B:57:ARG:H	1:B:57:ARG:HB2	3	0.97
(1,1478)	1:B:44:ILE:H	1:B:44:ILE:HG12	10	0.97
(1,1459)	1:B:41:ILE:H	1:B:41:ILE:HG21	14	0.97
(1,1459)	1:B:41:ILE:H	1:B:41:ILE:HG22	14	0.97
(1,1459)	1:B:41:ILE:H	1:B:41:ILE:HG23	14	0.97
(1,1422)	1:B:37:PHE:H	1:B:35:LEU:HG	10	0.97
(1,1385)	1:B:32:LYS:H	1:B:32:LYS:HD2	5	0.97
(1,1369)	1:B:30:SER:H	1:B:30:SER:HB2	4	0.97
(1,1361)	1:B:28:GLU:HG2	1:B:29:LEU:H	13	0.97
(1,1358)	1:B:28:GLU:H	1:B:28:GLU:HB2	8	0.97
(1,1353)	1:B:27:LYS:H	1:B:27:LYS:HD2	7	0.97
(1,1300)	1:B:14:ALA:HB1	1:B:14:ALA:H	3	0.97
(1,1300)	1:B:14:ALA:HB2	1:B:14:ALA:H	3	0.97
(1,1300)	1:B:14:ALA:HB3	1:B:14:ALA:H	3	0.97
(1,1300)	1:B:14:ALA:HB1	1:B:14:ALA:H	11	0.97
(1,1300)	1:B:14:ALA:HB2	1:B:14:ALA:H	11	0.97
(1,1300)	1:B:14:ALA:HB3	1:B:14:ALA:H	11	0.97
(1,1293)	1:B:13:ASP:H	1:B:13:ASP:HB2	14	0.97
(1,1285)	1:B:12:ASP:H	1:B:12:ASP:HB3	4	0.97
(1,1269)	1:B:9:THR:H	1:B:7:ASP:HA	8	0.97
(1,1258)	1:B:6:GLY:H	1:B:7:ASP:H	5	0.97
(1,1258)	1:B:6:GLY:H	1:B:7:ASP:H	13	0.97
(1,125)	1:A:30:SER:H	1:A:30:SER:HB2	4	0.97

*Continued on next page...*



*Continued from previous page...*

Key	Atom-1	Atom-2	Model ID	Violation (Å)
(1,125)	1:A:30:SER:H	1:A:30:SER:HB2	7	0.97
(1,1229)	1:A:215:VAL:H	1:A:215:VAL:HG11	12	0.97
(1,1229)	1:A:215:VAL:H	1:A:215:VAL:HG12	12	0.97
(1,1229)	1:A:215:VAL:H	1:A:215:VAL:HG13	12	0.97
(1,1191)	1:A:208:ALA:H	1:A:208:ALA:HB1	1	0.97
(1,1191)	1:A:208:ALA:H	1:A:208:ALA:HB2	1	0.97
(1,1191)	1:A:208:ALA:H	1:A:208:ALA:HB3	1	0.97
(1,1191)	1:A:208:ALA:H	1:A:208:ALA:HB1	5	0.97
(1,1191)	1:A:208:ALA:H	1:A:208:ALA:HB2	5	0.97
(1,1191)	1:A:208:ALA:H	1:A:208:ALA:HB3	5	0.97
(1,1191)	1:A:208:ALA:H	1:A:208:ALA:HB1	6	0.97
(1,1191)	1:A:208:ALA:H	1:A:208:ALA:HB2	6	0.97
(1,1191)	1:A:208:ALA:H	1:A:208:ALA:HB3	6	0.97
(1,1191)	1:A:208:ALA:H	1:A:208:ALA:HB1	9	0.97
(1,1191)	1:A:208:ALA:H	1:A:208:ALA:HB2	9	0.97
(1,1191)	1:A:208:ALA:H	1:A:208:ALA:HB3	9	0.97
(1,976)	1:A:179:ILE:H	1:A:179:ILE:HB	3	0.96
(1,927)	1:A:169:LEU:H	1:A:169:LEU:HB2	13	0.96
(1,864)	1:A:160:ASN:H	1:A:160:ASN:HB2	11	0.96
(1,86)	1:A:21:GLN:HB3	1:A:22:ASP:H	8	0.96
(1,858)	1:A:159:TYR:H	1:A:159:TYR:HB2	10	0.96
(1,825)	1:A:156:ALA:H	1:A:156:ALA:HB1	11	0.96
(1,825)	1:A:156:ALA:H	1:A:156:ALA:HB2	11	0.96
(1,825)	1:A:156:ALA:H	1:A:156:ALA:HB3	11	0.96
(1,815)	1:A:155:LEU:H	1:A:155:LEU:HB2	13	0.96
(1,78)	1:A:19:GLY:H	1:A:18:VAL:H	11	0.96
(1,738)	1:A:137:VAL:H	1:A:137:VAL:HG11	2	0.96
(1,738)	1:A:137:VAL:H	1:A:137:VAL:HG12	2	0.96
(1,738)	1:A:137:VAL:H	1:A:137:VAL:HG13	2	0.96
(1,608)	1:A:114:PHE:H	1:A:114:PHE:HB2	1	0.96
(1,6)	1:A:5:PHE:HB2	1:A:5:PHE:H	6	0.96
(1,593)	1:A:111:ILE:HB	1:A:112:GLY:H	7	0.96
(1,592)	1:A:111:ILE:H	1:A:111:ILE:HG21	15	0.96
(1,592)	1:A:111:ILE:H	1:A:111:ILE:HG22	15	0.96
(1,592)	1:A:111:ILE:H	1:A:111:ILE:HG23	15	0.96
(1,56)	1:A:14:ALA:HB1	1:A:14:ALA:H	10	0.96
(1,56)	1:A:14:ALA:HB2	1:A:14:ALA:H	10	0.96
(1,56)	1:A:14:ALA:HB3	1:A:14:ALA:H	10	0.96
(1,557)	1:A:106:LEU:H	1:A:106:LEU:HB2	2	0.96
(1,557)	1:A:106:LEU:H	1:A:106:LEU:HB2	11	0.96
(1,497)	1:A:90:SER:H	1:A:90:SER:HB2	8	0.96
(1,43)	1:A:12:ASP:H	1:A:12:ASP:HB2	1	0.96

*Continued on next page...*

*Continued from previous page...*

Key	Atom-1	Atom-2	Model ID	Violation (Å)
(1,394)	1:A:72:ASP:H	1:A:72:ASP:HB2	13	0.96
(1,377)	1:A:70:TYR:H	1:A:70:TYR:HB2	3	0.96
(1,342)	1:A:66:LYS:H	1:A:66:LYS:HB2	14	0.96
(1,313)	1:A:59:HIS:H	1:A:59:HIS:HB2	11	0.96
(1,313)	1:A:59:HIS:H	1:A:59:HIS:HB2	14	0.96
(1,307)	1:A:58:LEU:H	1:A:58:LEU:HD11	4	0.96
(1,307)	1:A:58:LEU:H	1:A:58:LEU:HD12	4	0.96
(1,307)	1:A:58:LEU:H	1:A:58:LEU:HD13	4	0.96
(1,292)	1:A:56:ALA:H	1:A:56:ALA:HB1	4	0.96
(1,292)	1:A:56:ALA:H	1:A:56:ALA:HB2	4	0.96
(1,292)	1:A:56:ALA:H	1:A:56:ALA:HB3	4	0.96
(1,287)	1:A:55:THR:H	1:A:55:THR:HG21	15	0.96
(1,287)	1:A:55:THR:H	1:A:55:THR:HG22	15	0.96
(1,287)	1:A:55:THR:H	1:A:55:THR:HG23	15	0.96
(1,2505)	2:C:19:CYS:H	2:C:20:SER:H	1	0.96
(1,25)	1:A:9:THR:H	1:A:7:ASP:HA	2	0.96
(1,2448)	1:B:210:ALA:H	1:B:210:ALA:HB1	6	0.96
(1,2448)	1:B:210:ALA:H	1:B:210:ALA:HB2	6	0.96
(1,2448)	1:B:210:ALA:H	1:B:210:ALA:HB3	6	0.96
(1,241)	1:A:45:ILE:H	1:A:45:ILE:HG12	8	0.96
(1,2408)	1:B:204:MET:HE1	1:B:160:ASN:HD21	15	0.96
(1,2408)	1:B:204:MET:HE1	1:B:160:ASN:HD22	15	0.96
(1,2408)	1:B:204:MET:HE2	1:B:160:ASN:HD21	15	0.96
(1,2408)	1:B:204:MET:HE2	1:B:160:ASN:HD22	15	0.96
(1,2408)	1:B:204:MET:HE3	1:B:160:ASN:HD21	15	0.96
(1,2408)	1:B:204:MET:HE3	1:B:160:ASN:HD22	15	0.96
(1,238)	1:A:45:ILE:H	1:A:45:ILE:HG21	1	0.96
(1,238)	1:A:45:ILE:H	1:A:45:ILE:HG22	1	0.96
(1,238)	1:A:45:ILE:H	1:A:45:ILE:HG23	1	0.96
(1,2340)	1:B:193:LYS:H	1:B:193:LYS:HB2	15	0.96
(1,2333)	1:B:191:SER:H	1:B:191:SER:HB3	9	0.96
(1,2316)	1:B:188:LEU:HD11	1:B:202:SER:HB2	9	0.96
(1,2316)	1:B:188:LEU:HD11	1:B:202:SER:HB3	9	0.96
(1,2316)	1:B:188:LEU:HD12	1:B:202:SER:HB2	9	0.96
(1,2316)	1:B:188:LEU:HD12	1:B:202:SER:HB3	9	0.96
(1,2316)	1:B:188:LEU:HD13	1:B:202:SER:HB2	9	0.96
(1,2316)	1:B:188:LEU:HD13	1:B:202:SER:HB3	9	0.96
(1,228)	1:A:43:ASN:H	1:A:43:ASN:HB2	9	0.96
(1,22)	1:A:8:LYS:H	1:A:8:LYS:HB2	6	0.96
(1,2178)	1:B:170:ARG:HB3	1:B:171:GLY:H	14	0.96
(1,2132)	1:B:163:ASN:H	1:B:163:ASN:HB2	8	0.96
(1,2019)	1:B:150:ASN:H	1:B:150:ASN:HB2	1	0.96

*Continued on next page...*

*Continued from previous page...*

Key	Atom-1	Atom-2	Model ID	Violation (Å)
(1,2013)	1:B:148:LEU:HD21	1:B:195:LEU:HD11	10	0.96
(1,2013)	1:B:148:LEU:HD21	1:B:195:LEU:HD12	10	0.96
(1,2013)	1:B:148:LEU:HD21	1:B:195:LEU:HD13	10	0.96
(1,2013)	1:B:148:LEU:HD21	1:B:195:LEU:HD21	10	0.96
(1,2013)	1:B:148:LEU:HD21	1:B:195:LEU:HD22	10	0.96
(1,2013)	1:B:148:LEU:HD21	1:B:195:LEU:HD23	10	0.96
(1,2013)	1:B:148:LEU:HD22	1:B:195:LEU:HD11	10	0.96
(1,2013)	1:B:148:LEU:HD22	1:B:195:LEU:HD12	10	0.96
(1,2013)	1:B:148:LEU:HD22	1:B:195:LEU:HD13	10	0.96
(1,2013)	1:B:148:LEU:HD22	1:B:195:LEU:HD21	10	0.96
(1,2013)	1:B:148:LEU:HD22	1:B:195:LEU:HD22	10	0.96
(1,2013)	1:B:148:LEU:HD22	1:B:195:LEU:HD23	10	0.96
(1,2013)	1:B:148:LEU:HD23	1:B:195:LEU:HD11	10	0.96
(1,2013)	1:B:148:LEU:HD23	1:B:195:LEU:HD12	10	0.96
(1,2013)	1:B:148:LEU:HD23	1:B:195:LEU:HD13	10	0.96
(1,2013)	1:B:148:LEU:HD23	1:B:195:LEU:HD21	10	0.96
(1,2013)	1:B:148:LEU:HD23	1:B:195:LEU:HD22	10	0.96
(1,2013)	1:B:148:LEU:HD23	1:B:195:LEU:HD23	10	0.96
(1,1991)	1:B:139:ASN:H	1:B:139:ASN:HB2	3	0.96
(1,1991)	1:B:139:ASN:H	1:B:139:ASN:HB2	9	0.96
(1,1960)	1:B:134:LEU:H	1:B:134:LEU:HB2	11	0.96
(1,1951)	1:B:133:GLN:H	1:B:133:GLN:HB2	7	0.96
(1,1944)	1:B:132:LEU:H	1:B:132:LEU:HB2	9	0.96
(1,1930)	1:B:124:ILE:H	1:B:124:ILE:HG21	8	0.96
(1,1930)	1:B:124:ILE:H	1:B:124:ILE:HG22	8	0.96
(1,1930)	1:B:124:ILE:H	1:B:124:ILE:HG23	8	0.96
(1,1916)	1:B:121:LEU:H	1:B:122:GLN:H	5	0.96
(1,1885)	1:B:118:MET:H	1:B:118:MET:HB2	9	0.96
(1,1879)	1:B:117:MET:H	1:B:117:MET:HE1	3	0.96
(1,1879)	1:B:117:MET:H	1:B:117:MET:HE2	3	0.96
(1,1879)	1:B:117:MET:H	1:B:117:MET:HE3	3	0.96
(1,1861)	1:B:115:SER:H	1:B:115:SER:HB2	13	0.96
(1,1783)	1:B:104:VAL:HG21	1:B:170:ARG:HE	1	0.96
(1,1783)	1:B:104:VAL:HG22	1:B:170:ARG:HE	1	0.96
(1,1783)	1:B:104:VAL:HG23	1:B:170:ARG:HE	1	0.96
(1,1722)	1:B:84:SER:H	1:B:84:SER:HB2	11	0.96
(1,1680)	1:B:78:LEU:H	1:B:78:LEU:HB2	5	0.96
(1,1653)	1:B:74:GLU:H	1:B:74:GLU:HB2	11	0.96
(1,1638)	1:B:72:ASP:H	1:B:72:ASP:HB2	8	0.96
(1,1638)	1:B:72:ASP:H	1:B:72:ASP:HB2	11	0.96
(1,1627)	1:B:71:LEU:H	1:B:71:LEU:HB2	10	0.96
(1,1587)	1:B:66:LYS:H	1:B:66:LYS:HG2	13	0.96

*Continued on next page...*

*Continued from previous page...*

Key	Atom-1	Atom-2	Model ID	Violation (Å)
(1,1536)	1:B:56:ALA:H	1:B:56:ALA:HB1	4	0.96
(1,1536)	1:B:56:ALA:H	1:B:56:ALA:HB2	4	0.96
(1,1536)	1:B:56:ALA:H	1:B:56:ALA:HB3	4	0.96
(1,1472)	1:B:43:ASN:H	1:B:43:ASN:HB2	10	0.96
(1,1394)	1:B:33:GLN:H	1:B:33:GLN:HB2	8	0.96
(1,1358)	1:B:28:GLU:H	1:B:28:GLU:HB2	5	0.96
(1,1357)	1:B:27:LYS:HD2	1:B:28:GLU:H	15	0.96
(1,1342)	1:B:24:THR:H	1:B:24:THR:HG21	3	0.96
(1,1342)	1:B:24:THR:H	1:B:24:THR:HG22	3	0.96
(1,1342)	1:B:24:THR:H	1:B:24:THR:HG23	3	0.96
(1,1334)	1:B:22:ASP:H	1:B:22:ASP:HB3	12	0.96
(1,132)	1:A:31:LEU:H	1:A:31:LEU:HB2	8	0.96
(1,132)	1:A:31:LEU:H	1:A:31:LEU:HB2	9	0.96
(1,1300)	1:B:14:ALA:HB1	1:B:14:ALA:H	2	0.96
(1,1300)	1:B:14:ALA:HB2	1:B:14:ALA:H	2	0.96
(1,1300)	1:B:14:ALA:HB3	1:B:14:ALA:H	2	0.96
(1,1293)	1:B:13:ASP:H	1:B:13:ASP:HB2	1	0.96
(1,1293)	1:B:13:ASP:H	1:B:13:ASP:HB2	4	0.96
(1,1262)	1:B:7:ASP:H	1:B:7:ASP:HB2	2	0.96
(1,1204)	1:A:210:ALA:H	1:A:210:ALA:HB1	4	0.96
(1,1204)	1:A:210:ALA:H	1:A:210:ALA:HB2	4	0.96
(1,1204)	1:A:210:ALA:H	1:A:210:ALA:HB3	4	0.96
(1,1191)	1:A:208:ALA:H	1:A:208:ALA:HB1	8	0.96
(1,1191)	1:A:208:ALA:H	1:A:208:ALA:HB2	8	0.96
(1,1191)	1:A:208:ALA:H	1:A:208:ALA:HB3	8	0.96
(1,1115)	1:A:198:MET:H	1:A:198:MET:HG2	1	0.96
(1,1022)	1:A:184:LEU:H	1:A:184:LEU:HB2	15	0.96
(1,95)	1:A:23:THR:H	1:A:23:THR:HG21	10	0.95
(1,95)	1:A:23:THR:H	1:A:23:THR:HG22	10	0.95
(1,95)	1:A:23:THR:H	1:A:23:THR:HG23	10	0.95
(1,927)	1:A:169:LEU:H	1:A:169:LEU:HB2	14	0.95
(1,90)	1:A:22:ASP:H	1:A:22:ASP:HB3	15	0.95
(1,890)	1:A:163:ASN:H	1:A:163:ASN:HD21	12	0.95
(1,89)	1:A:22:ASP:H	1:A:22:ASP:HB2	1	0.95
(1,825)	1:A:156:ALA:H	1:A:156:ALA:HB1	7	0.95
(1,825)	1:A:156:ALA:H	1:A:156:ALA:HB2	7	0.95
(1,825)	1:A:156:ALA:H	1:A:156:ALA:HB3	7	0.95
(1,817)	1:A:155:LEU:H	1:A:155:LEU:HD11	3	0.95
(1,817)	1:A:155:LEU:H	1:A:155:LEU:HD12	3	0.95
(1,817)	1:A:155:LEU:H	1:A:155:LEU:HD13	3	0.95
(1,765)	1:A:147:PHE:H	1:A:147:PHE:HB2	6	0.95
(1,764)	1:A:147:PHE:H	1:A:147:PHE:HE1	1	0.95

*Continued on next page...*

*Continued from previous page...*

Key	Atom-1	Atom-2	Model ID	Violation (Å)
(1,764)	1:A:147:PHE:H	1:A:147:PHE:HE2	1	0.95
(1,722)	1:A:135:ASN:H	1:A:135:ASN:HB2	1	0.95
(1,722)	1:A:135:ASN:H	1:A:135:ASN:HB2	7	0.95
(1,716)	1:A:134:LEU:H	1:A:134:LEU:HB2	3	0.95
(1,700)	1:A:132:LEU:H	1:A:132:LEU:HB2	8	0.95
(1,698)	1:A:131:LYS:H	1:A:131:LYS:HB2	14	0.95
(1,685)	1:A:124:ILE:H	1:A:124:ILE:HG12	13	0.95
(1,679)	1:A:122:GLN:H	1:A:122:GLN:HB2	4	0.95
(1,679)	1:A:122:GLN:H	1:A:122:GLN:HB2	8	0.95
(1,647)	1:A:118:MET:HE1	1:A:155:LEU:HD21	14	0.95
(1,647)	1:A:118:MET:HE1	1:A:155:LEU:HD22	14	0.95
(1,647)	1:A:118:MET:HE1	1:A:155:LEU:HD23	14	0.95
(1,647)	1:A:118:MET:HE2	1:A:155:LEU:HD21	14	0.95
(1,647)	1:A:118:MET:HE2	1:A:155:LEU:HD22	14	0.95
(1,647)	1:A:118:MET:HE2	1:A:155:LEU:HD23	14	0.95
(1,647)	1:A:118:MET:HE3	1:A:155:LEU:HD21	14	0.95
(1,647)	1:A:118:MET:HE3	1:A:155:LEU:HD22	14	0.95
(1,647)	1:A:118:MET:HE3	1:A:155:LEU:HD23	14	0.95
(1,64)	1:A:15:ASN:H	1:A:15:ASN:HB2	1	0.95
(1,64)	1:A:15:ASN:H	1:A:15:ASN:HB2	2	0.95
(1,6)	1:A:5:PHE:HB2	1:A:5:PHE:H	12	0.95
(1,49)	1:A:13:ASP:H	1:A:13:ASP:HB2	4	0.95
(1,472)	1:A:82:GLU:H	1:A:82:GLU:HB2	12	0.95
(1,466)	1:A:81:LEU:H	1:A:81:LEU:HB2	5	0.95
(1,436)	1:A:78:LEU:H	1:A:78:LEU:HB2	2	0.95
(1,409)	1:A:74:GLU:H	1:A:74:GLU:HB2	13	0.95
(1,394)	1:A:72:ASP:H	1:A:72:ASP:HB2	10	0.95
(1,383)	1:A:71:LEU:H	1:A:71:LEU:HB2	6	0.95
(1,383)	1:A:71:LEU:H	1:A:71:LEU:HB2	8	0.95
(1,377)	1:A:70:TYR:H	1:A:70:TYR:HB2	11	0.95
(1,342)	1:A:66:LYS:H	1:A:66:LYS:HB2	3	0.95
(1,335)	1:A:65:ASP:H	1:A:65:ASP:HB2	10	0.95
(1,313)	1:A:59:HIS:H	1:A:59:HIS:HB2	13	0.95
(1,31)	1:A:9:THR:H	1:A:9:THR:HG21	10	0.95
(1,31)	1:A:9:THR:H	1:A:9:THR:HG22	10	0.95
(1,31)	1:A:9:THR:H	1:A:9:THR:HG23	10	0.95
(1,301)	1:A:57:ARG:HB2	1:A:58:LEU:H	4	0.95
(1,292)	1:A:56:ALA:H	1:A:56:ALA:HB1	1	0.95
(1,292)	1:A:56:ALA:H	1:A:56:ALA:HB2	1	0.95
(1,292)	1:A:56:ALA:H	1:A:56:ALA:HB3	1	0.95
(1,279)	1:A:53:VAL:HG11	1:A:56:ALA:H	5	0.95
(1,279)	1:A:53:VAL:HG12	1:A:56:ALA:H	5	0.95

*Continued on next page...*

*Continued from previous page...*

Key	Atom-1	Atom-2	Model ID	Violation (Å)
(1,279)	1:A:53:VAL:HG13	1:A:56:ALA:H	5	0.95
(1,2595)	2:C:22:ARG:H	1:A:68:VAL:HG11	5	0.95
(1,2595)	2:C:22:ARG:H	1:A:68:VAL:HG12	5	0.95
(1,2595)	2:C:22:ARG:H	1:A:68:VAL:HG13	5	0.95
(1,2595)	2:C:22:ARG:H	1:B:68:VAL:HG11	5	0.95
(1,2595)	2:C:22:ARG:H	1:B:68:VAL:HG12	5	0.95
(1,2595)	2:C:22:ARG:H	1:B:68:VAL:HG13	5	0.95
(1,2591)	2:C:25:LEU:H	1:A:65:ASP:HB2	10	0.95
(1,2591)	2:C:25:LEU:H	1:A:65:ASP:HB3	10	0.95
(1,2591)	2:C:25:LEU:H	1:B:65:ASP:HB2	10	0.95
(1,2591)	2:C:25:LEU:H	1:B:65:ASP:HB3	10	0.95
(1,2576)	1:B:105:TYR:H	1:A:179:ILE:HD11	3	0.95
(1,2576)	1:B:105:TYR:H	1:A:179:ILE:HD12	3	0.95
(1,2576)	1:B:105:TYR:H	1:A:179:ILE:HD13	3	0.95
(1,2525)	1:A:75:GLU:H	1:B:74:GLU:HG2	9	0.95
(1,2525)	1:A:75:GLU:H	1:B:74:GLU:HG3	9	0.95
(1,25)	1:A:9:THR:H	1:A:7:ASP:HA	5	0.95
(1,2495)	2:C:7:SER:H	2:C:8:ILE:H	6	0.95
(1,2483)	1:B:219:LEU:H	1:B:219:LEU:HB2	6	0.95
(1,2365)	1:B:198:MET:HE1	1:B:190:LYS:HD2	15	0.95
(1,2365)	1:B:198:MET:HE1	1:B:190:LYS:HD3	15	0.95
(1,2365)	1:B:198:MET:HE2	1:B:190:LYS:HD2	15	0.95
(1,2365)	1:B:198:MET:HE2	1:B:190:LYS:HD3	15	0.95
(1,2365)	1:B:198:MET:HE3	1:B:190:LYS:HD2	15	0.95
(1,2365)	1:B:198:MET:HE3	1:B:190:LYS:HD3	15	0.95
(1,2334)	1:B:191:SER:H	1:B:191:SER:HB2	12	0.95
(1,2317)	1:B:188:LEU:HD21	1:B:196:LYS:HG2	5	0.95
(1,2317)	1:B:188:LEU:HD21	1:B:196:LYS:HG3	5	0.95
(1,2317)	1:B:188:LEU:HD22	1:B:196:LYS:HG2	5	0.95
(1,2317)	1:B:188:LEU:HD22	1:B:196:LYS:HG3	5	0.95
(1,2317)	1:B:188:LEU:HD23	1:B:196:LYS:HG2	5	0.95
(1,2317)	1:B:188:LEU:HD23	1:B:196:LYS:HG3	5	0.95
(1,2266)	1:B:184:LEU:H	1:B:184:LEU:HB2	3	0.95
(1,2219)	1:B:179:ILE:H	1:B:179:ILE:HG21	11	0.95
(1,2219)	1:B:179:ILE:H	1:B:179:ILE:HG22	11	0.95
(1,2219)	1:B:179:ILE:H	1:B:179:ILE:HG23	11	0.95
(1,2183)	1:B:172:LYS:H	1:B:172:LYS:HG2	12	0.95
(1,2076)	1:B:157:LEU:H	1:B:157:LEU:HB2	6	0.95
(1,2059)	1:B:155:LEU:H	1:B:155:LEU:HB2	9	0.95
(1,2059)	1:B:155:LEU:H	1:B:155:LEU:HB2	11	0.95
(1,2019)	1:B:150:ASN:H	1:B:150:ASN:HB2	3	0.95
(1,2012)	1:B:148:LEU:HD11	1:B:195:LEU:HD11	13	0.95

*Continued on next page...*



*Continued from previous page...*

Key	Atom-1	Atom-2	Model ID	Violation (Å)
(1,2012)	1:B:148:LEU:HD11	1:B:195:LEU:HD12	13	0.95
(1,2012)	1:B:148:LEU:HD11	1:B:195:LEU:HD13	13	0.95
(1,2012)	1:B:148:LEU:HD11	1:B:195:LEU:HD21	13	0.95
(1,2012)	1:B:148:LEU:HD11	1:B:195:LEU:HD22	13	0.95
(1,2012)	1:B:148:LEU:HD11	1:B:195:LEU:HD23	13	0.95
(1,2012)	1:B:148:LEU:HD12	1:B:195:LEU:HD11	13	0.95
(1,2012)	1:B:148:LEU:HD12	1:B:195:LEU:HD12	13	0.95
(1,2012)	1:B:148:LEU:HD12	1:B:195:LEU:HD13	13	0.95
(1,2012)	1:B:148:LEU:HD12	1:B:195:LEU:HD21	13	0.95
(1,2012)	1:B:148:LEU:HD12	1:B:195:LEU:HD22	13	0.95
(1,2012)	1:B:148:LEU:HD12	1:B:195:LEU:HD23	13	0.95
(1,2012)	1:B:148:LEU:HD13	1:B:195:LEU:HD11	13	0.95
(1,2012)	1:B:148:LEU:HD13	1:B:195:LEU:HD12	13	0.95
(1,2012)	1:B:148:LEU:HD13	1:B:195:LEU:HD13	13	0.95
(1,2012)	1:B:148:LEU:HD13	1:B:195:LEU:HD21	13	0.95
(1,2012)	1:B:148:LEU:HD13	1:B:195:LEU:HD22	13	0.95
(1,2012)	1:B:148:LEU:HD13	1:B:195:LEU:HD23	13	0.95
(1,2004)	1:B:144:ARG:H	1:B:144:ARG:HG2	8	0.95
(1,1982)	1:B:137:VAL:H	1:B:137:VAL:HG11	9	0.95
(1,1982)	1:B:137:VAL:H	1:B:137:VAL:HG12	9	0.95
(1,1982)	1:B:137:VAL:H	1:B:137:VAL:HG13	9	0.95
(1,1937)	1:B:128:SER:H	1:B:128:SER:HB2	7	0.95
(1,1930)	1:B:124:ILE:H	1:B:124:ILE:HG21	9	0.95
(1,1930)	1:B:124:ILE:H	1:B:124:ILE:HG22	9	0.95
(1,1930)	1:B:124:ILE:H	1:B:124:ILE:HG23	9	0.95
(1,1923)	1:B:122:GLN:H	1:B:122:GLN:HB2	13	0.95
(1,1836)	1:B:111:ILE:H	1:B:111:ILE:HG21	7	0.95
(1,1836)	1:B:111:ILE:H	1:B:111:ILE:HG22	7	0.95
(1,1836)	1:B:111:ILE:H	1:B:111:ILE:HG23	7	0.95
(1,1836)	1:B:111:ILE:H	1:B:111:ILE:HG21	14	0.95
(1,1836)	1:B:111:ILE:H	1:B:111:ILE:HG22	14	0.95
(1,1836)	1:B:111:ILE:H	1:B:111:ILE:HG23	14	0.95
(1,1741)	1:B:90:SER:H	1:B:90:SER:HB2	6	0.95
(1,1691)	1:B:79:SER:H	1:B:79:SER:HB2	2	0.95
(1,1691)	1:B:79:SER:H	1:B:79:SER:HB2	9	0.95
(1,1653)	1:B:74:GLU:H	1:B:74:GLU:HB2	12	0.95
(1,1653)	1:B:74:GLU:H	1:B:74:GLU:HB2	13	0.95
(1,1638)	1:B:72:ASP:H	1:B:72:ASP:HB2	10	0.95
(1,1638)	1:B:72:ASP:H	1:B:72:ASP:HB2	12	0.95
(1,1638)	1:B:72:ASP:H	1:B:72:ASP:HB2	15	0.95
(1,1579)	1:B:65:ASP:H	1:B:65:ASP:HB2	3	0.95
(1,1579)	1:B:65:ASP:H	1:B:65:ASP:HB2	4	0.95

*Continued on next page...*



*Continued from previous page...*

Key	Atom-1	Atom-2	Model ID	Violation (Å)
(1,1579)	1:B:65:ASP:H	1:B:65:ASP:HB2	6	0.95
(1,1562)	1:B:63:GLY:H	1:B:64:LEU:H	10	0.95
(1,1562)	1:B:63:GLY:H	1:B:64:LEU:H	14	0.95
(1,1459)	1:B:41:ILE:H	1:B:41:ILE:HG21	4	0.95
(1,1459)	1:B:41:ILE:H	1:B:41:ILE:HG22	4	0.95
(1,1459)	1:B:41:ILE:H	1:B:41:ILE:HG23	4	0.95
(1,1458)	1:B:41:ILE:H	1:B:41:ILE:HG12	12	0.95
(1,1392)	1:B:33:GLN:H	1:B:32:LYS:HD2	13	0.95
(1,1376)	1:B:31:LEU:H	1:B:31:LEU:HB2	15	0.95
(1,1358)	1:B:28:GLU:H	1:B:28:GLU:HB2	14	0.95
(1,1355)	1:B:27:LYS:H	1:B:27:LYS:HE2	7	0.95
(1,1353)	1:B:27:LYS:H	1:B:27:LYS:HD2	3	0.95
(1,1342)	1:B:24:THR:H	1:B:24:THR:HG21	4	0.95
(1,1342)	1:B:24:THR:H	1:B:24:THR:HG22	4	0.95
(1,1342)	1:B:24:THR:H	1:B:24:THR:HG23	4	0.95
(1,1319)	1:B:18:VAL:H	1:B:17:ALA:HB1	13	0.95
(1,1319)	1:B:18:VAL:H	1:B:17:ALA:HB2	13	0.95
(1,1319)	1:B:18:VAL:H	1:B:17:ALA:HB3	13	0.95
(1,1317)	1:B:17:ALA:H	1:B:17:ALA:HB1	4	0.95
(1,1317)	1:B:17:ALA:H	1:B:17:ALA:HB2	4	0.95
(1,1317)	1:B:17:ALA:H	1:B:17:ALA:HB3	4	0.95
(1,1293)	1:B:13:ASP:H	1:B:13:ASP:HB2	6	0.95
(1,1269)	1:B:9:THR:H	1:B:7:ASP:HA	2	0.95
(1,1266)	1:B:8:LYS:H	1:B:8:LYS:HB2	14	0.95
(1,1266)	1:B:8:LYS:H	1:B:8:LYS:HB2	15	0.95
(1,1258)	1:B:6:GLY:H	1:B:7:ASP:H	11	0.95
(1,125)	1:A:30:SER:H	1:A:30:SER:HB2	9	0.95
(1,1239)	1:A:219:LEU:H	1:A:219:LEU:HB2	13	0.95
(1,1204)	1:A:210:ALA:H	1:A:210:ALA:HB1	6	0.95
(1,1204)	1:A:210:ALA:H	1:A:210:ALA:HB2	6	0.95
(1,1204)	1:A:210:ALA:H	1:A:210:ALA:HB3	6	0.95
(1,1179)	1:A:206:ALA:H	1:A:206:ALA:HB1	9	0.95
(1,1179)	1:A:206:ALA:H	1:A:206:ALA:HB2	9	0.95
(1,1179)	1:A:206:ALA:H	1:A:206:ALA:HB3	9	0.95
(1,1121)	1:A:198:MET:HE1	1:A:190:LYS:HD2	11	0.95
(1,1121)	1:A:198:MET:HE1	1:A:190:LYS:HD3	11	0.95
(1,1121)	1:A:198:MET:HE2	1:A:190:LYS:HD2	11	0.95
(1,1121)	1:A:198:MET:HE2	1:A:190:LYS:HD3	11	0.95
(1,1121)	1:A:198:MET:HE3	1:A:190:LYS:HD2	11	0.95
(1,1121)	1:A:198:MET:HE3	1:A:190:LYS:HD3	11	0.95
(1,1102)	1:A:195:LEU:H	1:A:195:LEU:HG	5	0.95
(1,11)	1:A:6:GLY:H	1:A:5:PHE:H	14	0.95

*Continued on next page...*

*Continued from previous page...*

Key	Atom-1	Atom-2	Model ID	Violation (Å)
(1,1060)	1:A:188:LEU:H	1:A:188:LEU:HG	3	0.95
(1,1022)	1:A:184:LEU:H	1:A:184:LEU:HB2	3	0.95
(1,864)	1:A:160:ASN:H	1:A:160:ASN:HB2	14	0.94
(1,858)	1:A:159:TYR:H	1:A:159:TYR:HB2	11	0.94
(1,825)	1:A:156:ALA:H	1:A:156:ALA:HB1	13	0.94
(1,825)	1:A:156:ALA:H	1:A:156:ALA:HB2	13	0.94
(1,825)	1:A:156:ALA:H	1:A:156:ALA:HB3	13	0.94
(1,815)	1:A:155:LEU:H	1:A:155:LEU:HB2	12	0.94
(1,756)	1:A:142:THR:H	1:A:142:THR:HG21	9	0.94
(1,756)	1:A:142:THR:H	1:A:142:THR:HG22	9	0.94
(1,756)	1:A:142:THR:H	1:A:142:THR:HG23	9	0.94
(1,70)	1:A:16:ALA:H	1:A:16:ALA:HB1	3	0.94
(1,70)	1:A:16:ALA:H	1:A:16:ALA:HB2	3	0.94
(1,70)	1:A:16:ALA:H	1:A:16:ALA:HB3	3	0.94
(1,679)	1:A:122:GLN:H	1:A:122:GLN:HB2	5	0.94
(1,64)	1:A:15:ASN:H	1:A:15:ASN:HB2	14	0.94
(1,630)	1:A:117:MET:HE1	1:A:116:GLY:H	11	0.94
(1,630)	1:A:117:MET:HE2	1:A:116:GLY:H	11	0.94
(1,630)	1:A:117:MET:HE3	1:A:116:GLY:H	11	0.94
(1,608)	1:A:114:PHE:H	1:A:114:PHE:HB2	2	0.94
(1,581)	1:A:110:GLY:H	1:A:111:ILE:H	12	0.94
(1,56)	1:A:14:ALA:HB1	1:A:14:ALA:H	8	0.94
(1,56)	1:A:14:ALA:HB2	1:A:14:ALA:H	8	0.94
(1,56)	1:A:14:ALA:HB3	1:A:14:ALA:H	8	0.94
(1,535)	1:A:104:VAL:H	1:A:104:VAL:HG11	5	0.94
(1,535)	1:A:104:VAL:H	1:A:104:VAL:HG12	5	0.94
(1,535)	1:A:104:VAL:H	1:A:104:VAL:HG13	5	0.94
(1,497)	1:A:90:SER:H	1:A:90:SER:HB2	10	0.94
(1,466)	1:A:81:LEU:H	1:A:81:LEU:HB2	8	0.94
(1,447)	1:A:79:SER:H	1:A:79:SER:HB2	13	0.94
(1,436)	1:A:78:LEU:H	1:A:78:LEU:HB2	5	0.94
(1,417)	1:A:75:GLU:H	1:A:75:GLU:HB2	11	0.94
(1,409)	1:A:74:GLU:H	1:A:74:GLU:HB2	3	0.94
(1,394)	1:A:72:ASP:H	1:A:72:ASP:HB2	6	0.94
(1,394)	1:A:72:ASP:H	1:A:72:ASP:HB2	9	0.94
(1,377)	1:A:70:TYR:H	1:A:70:TYR:HB2	15	0.94
(1,342)	1:A:66:LYS:H	1:A:66:LYS:HB2	15	0.94
(1,335)	1:A:65:ASP:H	1:A:65:ASP:HB2	12	0.94
(1,313)	1:A:59:HIS:H	1:A:59:HIS:HB2	1	0.94
(1,2542)	1:A:116:GLY:H	1:B:185:THR:HB	4	0.94
(1,2493)	2:C:5:ARG:H	2:C:6:GLN:H	2	0.94
(1,2483)	1:B:219:LEU:H	1:B:219:LEU:HB2	12	0.94

*Continued on next page...*

*Continued from previous page...*

Key	Atom-1	Atom-2	Model ID	Violation (Å)
(1,24)	1:A:8:LYS:H	1:A:8:LYS:HD2	6	0.94
(1,24)	1:A:8:LYS:H	1:A:8:LYS:HD2	10	0.94
(1,2393)	1:B:202:SER:H	1:B:202:SER:HB2	8	0.94
(1,2340)	1:B:193:LYS:H	1:B:193:LYS:HB2	4	0.94
(1,2340)	1:B:193:LYS:H	1:B:193:LYS:HB2	12	0.94
(1,2153)	1:B:166:ILE:H	1:B:166:ILE:HG21	1	0.94
(1,2153)	1:B:166:ILE:H	1:B:166:ILE:HG22	1	0.94
(1,2153)	1:B:166:ILE:H	1:B:166:ILE:HG23	1	0.94
(1,2076)	1:B:157:LEU:H	1:B:157:LEU:HB2	11	0.94
(1,2009)	1:B:147:PHE:H	1:B:147:PHE:HB2	2	0.94
(1,200)	1:A:40:ASN:H	1:A:39:PRO:HG2	7	0.94
(1,200)	1:A:40:ASN:H	1:A:39:PRO:HG2	13	0.94
(1,1960)	1:B:134:LEU:H	1:B:134:LEU:HB2	9	0.94
(1,1879)	1:B:117:MET:H	1:B:117:MET:HE1	15	0.94
(1,1879)	1:B:117:MET:H	1:B:117:MET:HE2	15	0.94
(1,1879)	1:B:117:MET:H	1:B:117:MET:HE3	15	0.94
(1,1855)	1:B:114:PHE:HB3	1:B:115:SER:H	2	0.94
(1,1852)	1:B:114:PHE:H	1:B:114:PHE:HB2	2	0.94
(1,18)	1:A:7:ASP:H	1:A:7:ASP:HB2	9	0.94
(1,1781)	1:B:104:VAL:HG21	1:B:170:ARG:HG2	4	0.94
(1,1781)	1:B:104:VAL:HG21	1:B:170:ARG:HG3	4	0.94
(1,1781)	1:B:104:VAL:HG22	1:B:170:ARG:HG2	4	0.94
(1,1781)	1:B:104:VAL:HG22	1:B:170:ARG:HG3	4	0.94
(1,1781)	1:B:104:VAL:HG23	1:B:170:ARG:HG2	4	0.94
(1,1781)	1:B:104:VAL:HG23	1:B:170:ARG:HG3	4	0.94
(1,178)	1:A:37:PHE:H	1:A:35:LEU:HG	2	0.94
(1,1734)	1:B:88:ILE:H	1:B:88:ILE:HD11	6	0.94
(1,1734)	1:B:88:ILE:H	1:B:88:ILE:HD12	6	0.94
(1,1734)	1:B:88:ILE:H	1:B:88:ILE:HD13	6	0.94
(1,1653)	1:B:74:GLU:H	1:B:74:GLU:HB2	15	0.94
(1,1621)	1:B:70:TYR:H	1:B:70:TYR:HB2	15	0.94
(1,1557)	1:B:59:HIS:H	1:B:59:HIS:HB2	10	0.94
(1,1548)	1:B:58:LEU:H	1:B:58:LEU:HB2	4	0.94
(1,1536)	1:B:56:ALA:H	1:B:56:ALA:HB1	3	0.94
(1,1536)	1:B:56:ALA:H	1:B:56:ALA:HB2	3	0.94
(1,1536)	1:B:56:ALA:H	1:B:56:ALA:HB3	3	0.94
(1,150)	1:A:33:GLN:H	1:A:33:GLN:HB2	10	0.94
(1,1472)	1:B:43:ASN:H	1:B:43:ASN:HB2	2	0.94
(1,1459)	1:B:41:ILE:H	1:B:41:ILE:HG21	15	0.94
(1,1459)	1:B:41:ILE:H	1:B:41:ILE:HG22	15	0.94
(1,1459)	1:B:41:ILE:H	1:B:41:ILE:HG23	15	0.94
(1,1458)	1:B:41:ILE:H	1:B:41:ILE:HG12	7	0.94

*Continued on next page...*

*Continued from previous page...*

Key	Atom-1	Atom-2	Model ID	Violation (Å)
(1,1406)	1:B:34:SER:H	1:B:34:SER:HB2	14	0.94
(1,14)	1:A:6:GLY:H	1:A:7:ASP:H	11	0.94
(1,1308)	1:B:15:ASN:H	1:B:15:ASN:HB2	4	0.94
(1,1269)	1:B:9:THR:H	1:B:7:ASP:HA	4	0.94
(1,1268)	1:B:8:LYS:H	1:B:8:LYS:HD2	13	0.94
(1,1250)	1:B:5:PHE:HB2	1:B:5:PHE:H	11	0.94
(1,1212)	1:A:211:VAL:HG21	1:A:170:ARG:HB2	1	0.94
(1,1212)	1:A:211:VAL:HG21	1:A:170:ARG:HB3	1	0.94
(1,1212)	1:A:211:VAL:HG22	1:A:170:ARG:HB2	1	0.94
(1,1212)	1:A:211:VAL:HG22	1:A:170:ARG:HB3	1	0.94
(1,1212)	1:A:211:VAL:HG23	1:A:170:ARG:HB2	1	0.94
(1,1212)	1:A:211:VAL:HG23	1:A:170:ARG:HB3	1	0.94
(1,1191)	1:A:208:ALA:H	1:A:208:ALA:HB1	15	0.94
(1,1191)	1:A:208:ALA:H	1:A:208:ALA:HB2	15	0.94
(1,1191)	1:A:208:ALA:H	1:A:208:ALA:HB3	15	0.94
(1,1179)	1:A:206:ALA:H	1:A:206:ALA:HB1	2	0.94
(1,1179)	1:A:206:ALA:H	1:A:206:ALA:HB2	2	0.94
(1,1179)	1:A:206:ALA:H	1:A:206:ALA:HB3	2	0.94
(1,107)	1:A:27:LYS:H	1:A:26:PRO:HG2	14	0.94
(1,1035)	1:A:185:THR:H	1:A:185:THR:HG21	1	0.94
(1,1035)	1:A:185:THR:H	1:A:185:THR:HG22	1	0.94
(1,1035)	1:A:185:THR:H	1:A:185:THR:HG23	1	0.94
(2,131)	1:A:165:THR:H	1:B:188:LEU:H	15	0.93
(1,864)	1:A:160:ASN:H	1:A:160:ASN:HB2	4	0.93
(1,832)	1:A:157:LEU:H	1:A:157:LEU:HB2	9	0.93
(1,825)	1:A:156:ALA:H	1:A:156:ALA:HB1	8	0.93
(1,825)	1:A:156:ALA:H	1:A:156:ALA:HB2	8	0.93
(1,825)	1:A:156:ALA:H	1:A:156:ALA:HB3	8	0.93
(1,806)	1:A:154:ILE:H	1:A:154:ILE:HG21	1	0.93
(1,806)	1:A:154:ILE:H	1:A:154:ILE:HG22	1	0.93
(1,806)	1:A:154:ILE:H	1:A:154:ILE:HG23	1	0.93
(1,805)	1:A:154:ILE:H	1:A:154:ILE:HG12	6	0.93
(1,767)	1:A:148:LEU:H	1:A:148:LEU:HD11	2	0.93
(1,767)	1:A:148:LEU:H	1:A:148:LEU:HD12	2	0.93
(1,767)	1:A:148:LEU:H	1:A:148:LEU:HD13	2	0.93
(1,749)	1:A:140:HIS:H	1:A:140:HIS:HB2	15	0.93
(1,722)	1:A:135:ASN:H	1:A:135:ASN:HB2	4	0.93
(1,716)	1:A:134:LEU:H	1:A:134:LEU:HB2	2	0.93
(1,707)	1:A:133:GLN:H	1:A:133:GLN:HB2	8	0.93
(1,700)	1:A:132:LEU:H	1:A:132:LEU:HB2	6	0.93
(1,70)	1:A:16:ALA:H	1:A:16:ALA:HB1	8	0.93
(1,70)	1:A:16:ALA:H	1:A:16:ALA:HB2	8	0.93

*Continued on next page...*

*Continued from previous page...*

Key	Atom-1	Atom-2	Model ID	Violation (Å)
(1,70)	1:A:16:ALA:H	1:A:16:ALA:HB3	8	0.93
(1,693)	1:A:128:SER:H	1:A:128:SER:HB2	7	0.93
(1,684)	1:A:124:ILE:H	1:A:124:ILE:HG13	4	0.93
(1,64)	1:A:15:ASN:H	1:A:15:ASN:HB2	12	0.93
(1,6)	1:A:5:PHE:HB2	1:A:5:PHE:H	4	0.93
(1,6)	1:A:5:PHE:HB2	1:A:5:PHE:H	8	0.93
(1,56)	1:A:14:ALA:HB1	1:A:14:ALA:H	5	0.93
(1,56)	1:A:14:ALA:HB2	1:A:14:ALA:H	5	0.93
(1,56)	1:A:14:ALA:HB3	1:A:14:ALA:H	5	0.93
(1,49)	1:A:13:ASP:H	1:A:13:ASP:HB2	5	0.93
(1,472)	1:A:82:GLU:H	1:A:82:GLU:HB2	4	0.93
(1,453)	1:A:80:SER:H	1:A:77:GLN:HB2	5	0.93
(1,447)	1:A:79:SER:H	1:A:79:SER:HB2	1	0.93
(1,43)	1:A:12:ASP:H	1:A:12:ASP:HB2	5	0.93
(1,43)	1:A:12:ASP:H	1:A:12:ASP:HB2	8	0.93
(1,342)	1:A:66:LYS:H	1:A:66:LYS:HB2	10	0.93
(1,263)	1:A:51:MET:H	1:A:51:MET:HB2	15	0.93
(1,2588)	1:B:120:GLY:H	1:A:189:PHE:HB2	9	0.93
(1,2588)	1:B:120:GLY:H	1:A:189:PHE:HB3	9	0.93
(1,2571)	1:B:88:ILE:HD11	1:A:172:LYS:HE2	4	0.93
(1,2571)	1:B:88:ILE:HD11	1:A:172:LYS:HE3	4	0.93
(1,2571)	1:B:88:ILE:HD12	1:A:172:LYS:HE2	4	0.93
(1,2571)	1:B:88:ILE:HD12	1:A:172:LYS:HE3	4	0.93
(1,2571)	1:B:88:ILE:HD13	1:A:172:LYS:HE2	4	0.93
(1,2571)	1:B:88:ILE:HD13	1:A:172:LYS:HE3	4	0.93
(1,25)	1:A:9:THR:H	1:A:7:ASP:HA	3	0.93
(1,2480)	1:B:218:ARG:H	1:B:218:ARG:HB2	11	0.93
(1,2435)	1:B:208:ALA:H	1:B:208:ALA:HB1	15	0.93
(1,2435)	1:B:208:ALA:H	1:B:208:ALA:HB2	15	0.93
(1,2435)	1:B:208:ALA:H	1:B:208:ALA:HB3	15	0.93
(1,2423)	1:B:206:ALA:H	1:B:206:ALA:HB1	6	0.93
(1,2423)	1:B:206:ALA:H	1:B:206:ALA:HB2	6	0.93
(1,2423)	1:B:206:ALA:H	1:B:206:ALA:HB3	6	0.93
(1,2351)	1:B:196:LYS:H	1:B:196:LYS:HD2	9	0.93
(1,2093)	1:B:158:SER:H	1:B:158:SER:HB2	3	0.93
(1,2085)	1:B:157:LEU:HD11	1:B:204:MET:HG2	2	0.93
(1,2085)	1:B:157:LEU:HD11	1:B:204:MET:HG3	2	0.93
(1,2085)	1:B:157:LEU:HD12	1:B:204:MET:HG2	2	0.93
(1,2085)	1:B:157:LEU:HD12	1:B:204:MET:HG3	2	0.93
(1,2085)	1:B:157:LEU:HD13	1:B:204:MET:HG2	2	0.93
(1,2085)	1:B:157:LEU:HD13	1:B:204:MET:HG3	2	0.93
(1,2085)	1:B:157:LEU:HD21	1:B:204:MET:HG2	2	0.93

*Continued on next page...*

*Continued from previous page...*

Key	Atom-1	Atom-2	Model ID	Violation (Å)
(1,2085)	1:B:157:LEU:HD21	1:B:204:MET:HG3	2	0.93
(1,2085)	1:B:157:LEU:HD22	1:B:204:MET:HG2	2	0.93
(1,2085)	1:B:157:LEU:HD22	1:B:204:MET:HG3	2	0.93
(1,2085)	1:B:157:LEU:HD23	1:B:204:MET:HG2	2	0.93
(1,2085)	1:B:157:LEU:HD23	1:B:204:MET:HG3	2	0.93
(1,2069)	1:B:156:ALA:H	1:B:156:ALA:HB1	11	0.93
(1,2069)	1:B:156:ALA:H	1:B:156:ALA:HB2	11	0.93
(1,2069)	1:B:156:ALA:H	1:B:156:ALA:HB3	11	0.93
(1,2059)	1:B:155:LEU:H	1:B:155:LEU:HB2	14	0.93
(1,205)	1:A:40:ASN:HB3	1:A:41:ILE:H	9	0.93
(1,1852)	1:B:114:PHE:H	1:B:114:PHE:HB2	10	0.93
(1,1836)	1:B:111:ILE:H	1:B:111:ILE:HG21	12	0.93
(1,1836)	1:B:111:ILE:H	1:B:111:ILE:HG22	12	0.93
(1,1836)	1:B:111:ILE:H	1:B:111:ILE:HG23	12	0.93
(1,1680)	1:B:78:LEU:H	1:B:78:LEU:HB2	4	0.93
(1,1680)	1:B:78:LEU:H	1:B:78:LEU:HB2	14	0.93
(1,1661)	1:B:75:GLU:H	1:B:75:GLU:HB2	5	0.93
(1,1627)	1:B:71:LEU:H	1:B:71:LEU:HB2	11	0.93
(1,162)	1:A:34:SER:H	1:A:34:SER:HB2	15	0.93
(1,1579)	1:B:65:ASP:H	1:B:65:ASP:HB2	10	0.93
(1,1557)	1:B:59:HIS:H	1:B:59:HIS:HB2	11	0.93
(1,1545)	1:B:57:ARG:HB2	1:B:58:LEU:H	2	0.93
(1,1531)	1:B:55:THR:H	1:B:55:THR:HG21	5	0.93
(1,1531)	1:B:55:THR:H	1:B:55:THR:HG22	5	0.93
(1,1531)	1:B:55:THR:H	1:B:55:THR:HG23	5	0.93
(1,1472)	1:B:43:ASN:H	1:B:43:ASN:HB2	14	0.93
(1,1463)	1:B:41:ILE:HG21	1:B:42:ASN:H	15	0.93
(1,1463)	1:B:41:ILE:HG22	1:B:42:ASN:H	15	0.93
(1,1463)	1:B:41:ILE:HG23	1:B:42:ASN:H	15	0.93
(1,1406)	1:B:34:SER:H	1:B:34:SER:HB2	2	0.93
(1,1369)	1:B:30:SER:H	1:B:30:SER:HB2	10	0.93
(1,1300)	1:B:14:ALA:HB1	1:B:14:ALA:H	6	0.93
(1,1300)	1:B:14:ALA:HB2	1:B:14:ALA:H	6	0.93
(1,1300)	1:B:14:ALA:HB3	1:B:14:ALA:H	6	0.93
(1,125)	1:A:30:SER:H	1:A:30:SER:HB2	13	0.93
(1,1239)	1:A:219:LEU:H	1:A:219:LEU:HB2	8	0.93
(1,1204)	1:A:210:ALA:H	1:A:210:ALA:HB1	12	0.93
(1,1204)	1:A:210:ALA:H	1:A:210:ALA:HB2	12	0.93
(1,1204)	1:A:210:ALA:H	1:A:210:ALA:HB3	12	0.93
(1,1191)	1:A:208:ALA:H	1:A:208:ALA:HB1	11	0.93
(1,1191)	1:A:208:ALA:H	1:A:208:ALA:HB2	11	0.93
(1,1191)	1:A:208:ALA:H	1:A:208:ALA:HB3	11	0.93

*Continued on next page...*



*Continued from previous page...*

Key	Atom-1	Atom-2	Model ID	Violation (Å)
(1,1164)	1:A:204:MET:HE1	1:A:160:ASN:HD21	10	0.93
(1,1164)	1:A:204:MET:HE1	1:A:160:ASN:HD22	10	0.93
(1,1164)	1:A:204:MET:HE2	1:A:160:ASN:HD21	10	0.93
(1,1164)	1:A:204:MET:HE2	1:A:160:ASN:HD22	10	0.93
(1,1164)	1:A:204:MET:HE3	1:A:160:ASN:HD21	10	0.93
(1,1164)	1:A:204:MET:HE3	1:A:160:ASN:HD22	10	0.93
(1,1142)	1:A:201:SER:H	1:A:201:SER:HB2	9	0.93
(1,1079)	1:A:189:PHE:HB2	1:A:189:PHE:H	10	0.93
(1,1054)	1:A:187:ALA:HB1	1:A:198:MET:HB2	7	0.93
(1,1054)	1:A:187:ALA:HB1	1:A:198:MET:HB3	7	0.93
(1,1054)	1:A:187:ALA:HB2	1:A:198:MET:HB2	7	0.93
(1,1054)	1:A:187:ALA:HB2	1:A:198:MET:HB3	7	0.93
(1,1054)	1:A:187:ALA:HB3	1:A:198:MET:HB2	7	0.93
(1,1054)	1:A:187:ALA:HB3	1:A:198:MET:HB3	7	0.93
(1,1035)	1:A:185:THR:H	1:A:185:THR:HG21	3	0.93
(1,1035)	1:A:185:THR:H	1:A:185:THR:HG22	3	0.93
(1,1035)	1:A:185:THR:H	1:A:185:THR:HG23	3	0.93
(1,1035)	1:A:185:THR:H	1:A:185:THR:HG21	4	0.93
(1,1035)	1:A:185:THR:H	1:A:185:THR:HG22	4	0.93
(1,1035)	1:A:185:THR:H	1:A:185:THR:HG23	4	0.93
(1,975)	1:A:179:ILE:H	1:A:179:ILE:HG21	15	0.92
(1,975)	1:A:179:ILE:H	1:A:179:ILE:HG22	15	0.92
(1,975)	1:A:179:ILE:H	1:A:179:ILE:HG23	15	0.92
(1,934)	1:A:170:ARG:HB3	1:A:171:GLY:H	1	0.92
(1,934)	1:A:170:ARG:HB3	1:A:171:GLY:H	10	0.92
(1,927)	1:A:169:LEU:H	1:A:169:LEU:HB2	7	0.92
(1,832)	1:A:157:LEU:H	1:A:157:LEU:HB2	6	0.92
(1,825)	1:A:156:ALA:H	1:A:156:ALA:HB1	3	0.92
(1,825)	1:A:156:ALA:H	1:A:156:ALA:HB2	3	0.92
(1,825)	1:A:156:ALA:H	1:A:156:ALA:HB3	3	0.92
(1,825)	1:A:156:ALA:H	1:A:156:ALA:HB1	9	0.92
(1,825)	1:A:156:ALA:H	1:A:156:ALA:HB2	9	0.92
(1,825)	1:A:156:ALA:H	1:A:156:ALA:HB3	9	0.92
(1,825)	1:A:156:ALA:H	1:A:156:ALA:HB1	15	0.92
(1,825)	1:A:156:ALA:H	1:A:156:ALA:HB2	15	0.92
(1,825)	1:A:156:ALA:H	1:A:156:ALA:HB3	15	0.92
(1,78)	1:A:19:GLY:H	1:A:18:VAL:H	1	0.92
(1,686)	1:A:124:ILE:H	1:A:124:ILE:HG21	7	0.92
(1,686)	1:A:124:ILE:H	1:A:124:ILE:HG22	7	0.92
(1,686)	1:A:124:ILE:H	1:A:124:ILE:HG23	7	0.92
(1,672)	1:A:121:LEU:H	1:A:122:GLN:H	14	0.92
(1,651)	1:A:118:MET:HE1	1:A:159:TYR:HB2	7	0.92

*Continued on next page...*



*Continued from previous page...*

Key	Atom-1	Atom-2	Model ID	Violation (Å)
(1,651)	1:A:118:MET:HE1	1:A:159:TYR:HB3	7	0.92
(1,651)	1:A:118:MET:HE2	1:A:159:TYR:HB2	7	0.92
(1,651)	1:A:118:MET:HE2	1:A:159:TYR:HB3	7	0.92
(1,651)	1:A:118:MET:HE3	1:A:159:TYR:HB2	7	0.92
(1,651)	1:A:118:MET:HE3	1:A:159:TYR:HB3	7	0.92
(1,64)	1:A:15:ASN:H	1:A:15:ASN:HB2	6	0.92
(1,612)	1:A:114:PHE:HB2	1:A:115:SER:H	14	0.92
(1,593)	1:A:111:ILE:HB	1:A:112:GLY:H	1	0.92
(1,581)	1:A:110:GLY:H	1:A:111:ILE:H	6	0.92
(1,566)	1:A:107:LEU:HD11	1:A:163:ASN:HD21	15	0.92
(1,566)	1:A:107:LEU:HD11	1:A:163:ASN:HD22	15	0.92
(1,566)	1:A:107:LEU:HD12	1:A:163:ASN:HD21	15	0.92
(1,566)	1:A:107:LEU:HD12	1:A:163:ASN:HD22	15	0.92
(1,566)	1:A:107:LEU:HD13	1:A:163:ASN:HD21	15	0.92
(1,566)	1:A:107:LEU:HD13	1:A:163:ASN:HD22	15	0.92
(1,472)	1:A:82:GLU:H	1:A:82:GLU:HB2	6	0.92
(1,472)	1:A:82:GLU:H	1:A:82:GLU:HB2	7	0.92
(1,472)	1:A:82:GLU:H	1:A:82:GLU:HB2	9	0.92
(1,43)	1:A:12:ASP:H	1:A:12:ASP:HB2	2	0.92
(1,342)	1:A:66:LYS:H	1:A:66:LYS:HB2	2	0.92
(1,304)	1:A:58:LEU:H	1:A:58:LEU:HB2	7	0.92
(1,2596)	2:C:21:SER:H	1:A:68:VAL:HG11	1	0.92
(1,2596)	2:C:21:SER:H	1:A:68:VAL:HG12	1	0.92
(1,2596)	2:C:21:SER:H	1:A:68:VAL:HG13	1	0.92
(1,2596)	2:C:21:SER:H	1:B:68:VAL:HG11	1	0.92
(1,2596)	2:C:21:SER:H	1:B:68:VAL:HG12	1	0.92
(1,2596)	2:C:21:SER:H	1:B:68:VAL:HG13	1	0.92
(1,2543)	1:A:116:GLY:H	1:B:189:PHE:HB2	4	0.92
(1,2543)	1:A:116:GLY:H	1:B:189:PHE:HB3	4	0.92
(1,2543)	1:A:116:GLY:H	1:B:189:PHE:HB2	8	0.92
(1,2543)	1:A:116:GLY:H	1:B:189:PHE:HB3	8	0.92
(1,2408)	1:B:204:MET:HE1	1:B:160:ASN:HD21	5	0.92
(1,2408)	1:B:204:MET:HE1	1:B:160:ASN:HD22	5	0.92
(1,2408)	1:B:204:MET:HE2	1:B:160:ASN:HD21	5	0.92
(1,2408)	1:B:204:MET:HE2	1:B:160:ASN:HD22	5	0.92
(1,2408)	1:B:204:MET:HE3	1:B:160:ASN:HD21	5	0.92
(1,2408)	1:B:204:MET:HE3	1:B:160:ASN:HD22	5	0.92
(1,2108)	1:B:160:ASN:H	1:B:160:ASN:HB2	3	0.92
(1,2050)	1:B:154:ILE:H	1:B:154:ILE:HG21	11	0.92
(1,2050)	1:B:154:ILE:H	1:B:154:ILE:HG22	11	0.92
(1,2050)	1:B:154:ILE:H	1:B:154:ILE:HG23	11	0.92
(1,205)	1:A:40:ASN:HB3	1:A:41:ILE:H	5	0.92

*Continued on next page...*

*Continued from previous page...*

Key	Atom-1	Atom-2	Model ID	Violation (Å)
(1,2008)	1:B:147:PHE:H	1:B:147:PHE:HE1	12	0.92
(1,2008)	1:B:147:PHE:H	1:B:147:PHE:HE2	12	0.92
(1,1991)	1:B:139:ASN:H	1:B:139:ASN:HB2	13	0.92
(1,1951)	1:B:133:GLN:H	1:B:133:GLN:HB2	15	0.92
(1,1889)	1:B:118:MET:HE1	1:B:156:ALA:HB1	11	0.92
(1,1889)	1:B:118:MET:HE1	1:B:156:ALA:HB2	11	0.92
(1,1889)	1:B:118:MET:HE1	1:B:156:ALA:HB3	11	0.92
(1,1889)	1:B:118:MET:HE2	1:B:156:ALA:HB1	11	0.92
(1,1889)	1:B:118:MET:HE2	1:B:156:ALA:HB2	11	0.92
(1,1889)	1:B:118:MET:HE2	1:B:156:ALA:HB3	11	0.92
(1,1889)	1:B:118:MET:HE3	1:B:156:ALA:HB1	11	0.92
(1,1889)	1:B:118:MET:HE3	1:B:156:ALA:HB2	11	0.92
(1,1889)	1:B:118:MET:HE3	1:B:156:ALA:HB3	11	0.92
(1,1852)	1:B:114:PHE:H	1:B:114:PHE:HB2	7	0.92
(1,1825)	1:B:110:GLY:H	1:B:111:ILE:H	6	0.92
(1,1722)	1:B:84:SER:H	1:B:84:SER:HB2	9	0.92
(1,1697)	1:B:80:SER:H	1:B:77:GLN:HB2	4	0.92
(1,1680)	1:B:78:LEU:H	1:B:78:LEU:HB2	1	0.92
(1,1586)	1:B:66:LYS:H	1:B:66:LYS:HB2	4	0.92
(1,1586)	1:B:66:LYS:H	1:B:66:LYS:HB2	15	0.92
(1,1562)	1:B:63:GLY:H	1:B:64:LEU:H	13	0.92
(1,1557)	1:B:59:HIS:H	1:B:59:HIS:HB2	8	0.92
(1,1557)	1:B:59:HIS:H	1:B:59:HIS:HB2	14	0.92
(1,1548)	1:B:58:LEU:H	1:B:58:LEU:HB2	15	0.92
(1,1493)	1:B:46:SER:H	1:B:46:SER:HB2	4	0.92
(1,1394)	1:B:33:GLN:H	1:B:33:GLN:HB2	13	0.92
(1,1369)	1:B:30:SER:H	1:B:30:SER:HB2	1	0.92
(1,1359)	1:B:28:GLU:H	1:B:28:GLU:HG2	15	0.92
(1,1333)	1:B:22:ASP:H	1:B:22:ASP:HB2	9	0.92
(1,1317)	1:B:17:ALA:H	1:B:17:ALA:HB1	10	0.92
(1,1317)	1:B:17:ALA:H	1:B:17:ALA:HB2	10	0.92
(1,1317)	1:B:17:ALA:H	1:B:17:ALA:HB3	10	0.92
(1,1287)	1:B:12:ASP:H	1:B:12:ASP:HB2	2	0.92
(1,1287)	1:B:12:ASP:H	1:B:12:ASP:HB2	5	0.92
(1,1269)	1:B:9:THR:H	1:B:7:ASP:HA	12	0.92
(1,1266)	1:B:8:LYS:H	1:B:8:LYS:HB2	4	0.92
(1,1266)	1:B:8:LYS:H	1:B:8:LYS:HB2	7	0.92
(1,1191)	1:A:208:ALA:H	1:A:208:ALA:HB1	13	0.92
(1,1191)	1:A:208:ALA:H	1:A:208:ALA:HB2	13	0.92
(1,1191)	1:A:208:ALA:H	1:A:208:ALA:HB3	13	0.92
(1,1142)	1:A:201:SER:H	1:A:201:SER:HB2	15	0.92
(1,1119)	1:A:198:MET:HE1	1:A:199:GLY:H	11	0.92

*Continued on next page...*

*Continued from previous page...*

Key	Atom-1	Atom-2	Model ID	Violation (Å)
(1,1119)	1:A:198:MET:HE2	1:A:199:GLY:H	11	0.92
(1,1119)	1:A:198:MET:HE3	1:A:199:GLY:H	11	0.92
(2,373)	1:B:165:THR:H	1:A:188:LEU:H	10	0.91
(1,98)	1:A:24:THR:H	1:A:24:THR:HG21	13	0.91
(1,98)	1:A:24:THR:H	1:A:24:THR:HG22	13	0.91
(1,98)	1:A:24:THR:H	1:A:24:THR:HG23	13	0.91
(1,939)	1:A:172:LYS:H	1:A:172:LYS:HG2	2	0.91
(1,939)	1:A:172:LYS:H	1:A:172:LYS:HG2	10	0.91
(1,934)	1:A:170:ARG:HB3	1:A:171:GLY:H	6	0.91
(1,864)	1:A:160:ASN:H	1:A:160:ASN:HB2	12	0.91
(1,842)	1:A:157:LEU:HD11	1:A:204:MET:HE1	2	0.91
(1,842)	1:A:157:LEU:HD11	1:A:204:MET:HE2	2	0.91
(1,842)	1:A:157:LEU:HD11	1:A:204:MET:HE3	2	0.91
(1,842)	1:A:157:LEU:HD12	1:A:204:MET:HE1	2	0.91
(1,842)	1:A:157:LEU:HD12	1:A:204:MET:HE2	2	0.91
(1,842)	1:A:157:LEU:HD12	1:A:204:MET:HE3	2	0.91
(1,842)	1:A:157:LEU:HD13	1:A:204:MET:HE1	2	0.91
(1,842)	1:A:157:LEU:HD13	1:A:204:MET:HE2	2	0.91
(1,842)	1:A:157:LEU:HD13	1:A:204:MET:HE3	2	0.91
(1,842)	1:A:157:LEU:HD21	1:A:204:MET:HE1	2	0.91
(1,842)	1:A:157:LEU:HD21	1:A:204:MET:HE2	2	0.91
(1,842)	1:A:157:LEU:HD21	1:A:204:MET:HE3	2	0.91
(1,842)	1:A:157:LEU:HD22	1:A:204:MET:HE1	2	0.91
(1,842)	1:A:157:LEU:HD22	1:A:204:MET:HE2	2	0.91
(1,842)	1:A:157:LEU:HD22	1:A:204:MET:HE3	2	0.91
(1,842)	1:A:157:LEU:HD23	1:A:204:MET:HE1	2	0.91
(1,842)	1:A:157:LEU:HD23	1:A:204:MET:HE2	2	0.91
(1,842)	1:A:157:LEU:HD23	1:A:204:MET:HE3	2	0.91
(1,825)	1:A:156:ALA:H	1:A:156:ALA:HB1	1	0.91
(1,825)	1:A:156:ALA:H	1:A:156:ALA:HB2	1	0.91
(1,825)	1:A:156:ALA:H	1:A:156:ALA:HB3	1	0.91
(1,825)	1:A:156:ALA:H	1:A:156:ALA:HB1	2	0.91
(1,825)	1:A:156:ALA:H	1:A:156:ALA:HB2	2	0.91
(1,825)	1:A:156:ALA:H	1:A:156:ALA:HB3	2	0.91
(1,775)	1:A:150:ASN:H	1:A:150:ASN:HB2	1	0.91
(1,775)	1:A:150:ASN:H	1:A:150:ASN:HB2	14	0.91
(1,73)	1:A:17:ALA:H	1:A:17:ALA:HB1	7	0.91
(1,73)	1:A:17:ALA:H	1:A:17:ALA:HB2	7	0.91
(1,73)	1:A:17:ALA:H	1:A:17:ALA:HB3	7	0.91
(1,698)	1:A:131:LYS:H	1:A:131:LYS:HB2	4	0.91
(1,595)	1:A:111:ILE:HD11	1:A:163:ASN:HD21	8	0.91
(1,595)	1:A:111:ILE:HD11	1:A:163:ASN:HD22	8	0.91

*Continued on next page...*

*Continued from previous page...*

Key	Atom-1	Atom-2	Model ID	Violation (Å)
(1,595)	1:A:111:ILE:HD12	1:A:163:ASN:HD21	8	0.91
(1,595)	1:A:111:ILE:HD12	1:A:163:ASN:HD22	8	0.91
(1,595)	1:A:111:ILE:HD13	1:A:163:ASN:HD21	8	0.91
(1,595)	1:A:111:ILE:HD13	1:A:163:ASN:HD22	8	0.91
(1,543)	1:A:104:VAL:HG11	1:A:167:ASP:H	11	0.91
(1,543)	1:A:104:VAL:HG12	1:A:167:ASP:H	11	0.91
(1,543)	1:A:104:VAL:HG13	1:A:167:ASP:H	11	0.91
(1,490)	1:A:88:ILE:H	1:A:88:ILE:HD11	6	0.91
(1,490)	1:A:88:ILE:H	1:A:88:ILE:HD12	6	0.91
(1,490)	1:A:88:ILE:H	1:A:88:ILE:HD13	6	0.91
(1,472)	1:A:82:GLU:H	1:A:82:GLU:HB2	5	0.91
(1,436)	1:A:78:LEU:H	1:A:78:LEU:HB2	15	0.91
(1,394)	1:A:72:ASP:H	1:A:72:ASP:HB2	2	0.91
(1,377)	1:A:70:TYR:H	1:A:70:TYR:HB2	7	0.91
(1,350)	1:A:67:GLY:H	1:A:66:LYS:HB3	10	0.91
(1,2493)	2:C:5:ARG:H	2:C:6:GLN:H	6	0.91
(1,2483)	1:B:219:LEU:H	1:B:219:LEU:HB2	4	0.91
(1,2435)	1:B:208:ALA:H	1:B:208:ALA:HB1	1	0.91
(1,2435)	1:B:208:ALA:H	1:B:208:ALA:HB2	1	0.91
(1,2435)	1:B:208:ALA:H	1:B:208:ALA:HB3	1	0.91
(1,2435)	1:B:208:ALA:H	1:B:208:ALA:HB1	4	0.91
(1,2435)	1:B:208:ALA:H	1:B:208:ALA:HB2	4	0.91
(1,2435)	1:B:208:ALA:H	1:B:208:ALA:HB3	4	0.91
(1,2354)	1:B:196:LYS:H	1:B:196:LYS:HB2	14	0.91
(1,2266)	1:B:184:LEU:H	1:B:184:LEU:HB2	8	0.91
(1,2223)	1:B:179:ILE:H	1:B:179:ILE:HG12	9	0.91
(1,2171)	1:B:169:LEU:H	1:B:169:LEU:HB2	9	0.91
(1,215)	1:A:41:ILE:H	1:A:41:ILE:HG21	11	0.91
(1,215)	1:A:41:ILE:H	1:A:41:ILE:HG22	11	0.91
(1,215)	1:A:41:ILE:H	1:A:41:ILE:HG23	11	0.91
(1,2050)	1:B:154:ILE:H	1:B:154:ILE:HG21	2	0.91
(1,2050)	1:B:154:ILE:H	1:B:154:ILE:HG22	2	0.91
(1,2050)	1:B:154:ILE:H	1:B:154:ILE:HG23	2	0.91
(1,203)	1:A:40:ASN:H	1:A:40:ASN:HB2	6	0.91
(1,1873)	1:B:117:MET:HE1	1:B:115:SER:H	8	0.91
(1,1873)	1:B:117:MET:HE2	1:B:115:SER:H	8	0.91
(1,1873)	1:B:117:MET:HE3	1:B:115:SER:H	8	0.91
(1,1861)	1:B:115:SER:H	1:B:115:SER:HB2	4	0.91
(1,1852)	1:B:114:PHE:H	1:B:114:PHE:HB2	6	0.91
(1,1736)	1:B:88:ILE:H	1:B:88:ILE:HG21	5	0.91
(1,1736)	1:B:88:ILE:H	1:B:88:ILE:HG22	5	0.91
(1,1736)	1:B:88:ILE:H	1:B:88:ILE:HG23	5	0.91

*Continued on next page...*

*Continued from previous page...*

Key	Atom-1	Atom-2	Model ID	Violation (Å)
(1,1735)	1:B:88:ILE:H	1:B:88:ILE:HG12	11	0.91
(1,1653)	1:B:74:GLU:H	1:B:74:GLU:HB2	4	0.91
(1,1627)	1:B:71:LEU:H	1:B:71:LEU:HB2	14	0.91
(1,1619)	1:B:70:TYR:H	1:B:70:TYR:HD1	10	0.91
(1,1619)	1:B:70:TYR:H	1:B:70:TYR:HD2	10	0.91
(1,1594)	1:B:67:GLY:H	1:B:66:LYS:HB3	1	0.91
(1,1586)	1:B:66:LYS:H	1:B:66:LYS:HB2	3	0.91
(1,1579)	1:B:65:ASP:H	1:B:65:ASP:HB2	14	0.91
(1,1557)	1:B:59:HIS:H	1:B:59:HIS:HB2	6	0.91
(1,1548)	1:B:58:LEU:H	1:B:58:LEU:HB2	9	0.91
(1,1536)	1:B:56:ALA:H	1:B:56:ALA:HB1	10	0.91
(1,1536)	1:B:56:ALA:H	1:B:56:ALA:HB2	10	0.91
(1,1536)	1:B:56:ALA:H	1:B:56:ALA:HB3	10	0.91
(1,1520)	1:B:53:VAL:HG11	1:B:54:ASP:H	13	0.91
(1,1520)	1:B:53:VAL:HG12	1:B:54:ASP:H	13	0.91
(1,1520)	1:B:53:VAL:HG13	1:B:54:ASP:H	13	0.91
(1,1517)	1:B:53:VAL:H	1:B:53:VAL:HG11	11	0.91
(1,1517)	1:B:53:VAL:H	1:B:53:VAL:HG12	11	0.91
(1,1517)	1:B:53:VAL:H	1:B:53:VAL:HG13	11	0.91
(1,1493)	1:B:46:SER:H	1:B:46:SER:HB2	15	0.91
(1,1489)	1:B:45:ILE:HG21	1:B:46:SER:H	8	0.91
(1,1489)	1:B:45:ILE:HG22	1:B:46:SER:H	8	0.91
(1,1489)	1:B:45:ILE:HG23	1:B:46:SER:H	8	0.91
(1,1486)	1:B:45:ILE:H	1:B:46:SER:H	8	0.91
(1,1430)	1:B:37:PHE:H	1:B:37:PHE:HB3	3	0.91
(1,1422)	1:B:37:PHE:H	1:B:35:LEU:HG	9	0.91
(1,1376)	1:B:31:LEU:H	1:B:31:LEU:HB2	11	0.91
(1,1353)	1:B:27:LYS:H	1:B:27:LYS:HD2	13	0.91
(1,132)	1:A:31:LEU:H	1:A:31:LEU:HB2	12	0.91
(1,1308)	1:B:15:ASN:H	1:B:15:ASN:HB2	2	0.91
(1,1266)	1:B:8:LYS:H	1:B:8:LYS:HB2	3	0.91
(1,1213)	1:A:211:VAL:HG21	1:A:173:HIS:HD1	10	0.91
(1,1213)	1:A:211:VAL:HG21	1:A:173:HIS:HD2	10	0.91
(1,1213)	1:A:211:VAL:HG22	1:A:173:HIS:HD1	10	0.91
(1,1213)	1:A:211:VAL:HG22	1:A:173:HIS:HD2	10	0.91
(1,1213)	1:A:211:VAL:HG23	1:A:173:HIS:HD1	10	0.91
(1,1213)	1:A:211:VAL:HG23	1:A:173:HIS:HD2	10	0.91
(1,1191)	1:A:208:ALA:H	1:A:208:ALA:HB1	4	0.91
(1,1191)	1:A:208:ALA:H	1:A:208:ALA:HB2	4	0.91
(1,1191)	1:A:208:ALA:H	1:A:208:ALA:HB3	4	0.91
(1,1179)	1:A:206:ALA:H	1:A:206:ALA:HB1	13	0.91
(1,1179)	1:A:206:ALA:H	1:A:206:ALA:HB2	13	0.91

*Continued on next page...*

*Continued from previous page...*

Key	Atom-1	Atom-2	Model ID	Violation (Å)
(1,1179)	1:A:206:ALA:H	1:A:206:ALA:HB3	13	0.91
(1,1142)	1:A:201:SER:H	1:A:201:SER:HB2	3	0.91
(1,1116)	1:A:198:MET:H	1:A:198:MET:HE1	5	0.91
(1,1116)	1:A:198:MET:H	1:A:198:MET:HE2	5	0.91
(1,1116)	1:A:198:MET:H	1:A:198:MET:HE3	5	0.91
(1,1089)	1:A:191:SER:H	1:A:191:SER:HB3	2	0.91
(1,107)	1:A:27:LYS:H	1:A:26:PRO:HG2	13	0.91
(1,950)	1:A:175:THR:H	1:A:175:THR:HG1	15	0.9
(1,934)	1:A:170:ARG:HB3	1:A:171:GLY:H	11	0.9
(1,903)	1:A:165:THR:H	1:A:165:THR:HG21	15	0.9
(1,903)	1:A:165:THR:H	1:A:165:THR:HG22	15	0.9
(1,903)	1:A:165:THR:H	1:A:165:THR:HG23	15	0.9
(1,842)	1:A:157:LEU:HD11	1:A:204:MET:HE1	1	0.9
(1,842)	1:A:157:LEU:HD11	1:A:204:MET:HE2	1	0.9
(1,842)	1:A:157:LEU:HD11	1:A:204:MET:HE3	1	0.9
(1,842)	1:A:157:LEU:HD12	1:A:204:MET:HE1	1	0.9
(1,842)	1:A:157:LEU:HD12	1:A:204:MET:HE2	1	0.9
(1,842)	1:A:157:LEU:HD12	1:A:204:MET:HE3	1	0.9
(1,842)	1:A:157:LEU:HD13	1:A:204:MET:HE1	1	0.9
(1,842)	1:A:157:LEU:HD13	1:A:204:MET:HE2	1	0.9
(1,842)	1:A:157:LEU:HD13	1:A:204:MET:HE3	1	0.9
(1,842)	1:A:157:LEU:HD21	1:A:204:MET:HE1	1	0.9
(1,842)	1:A:157:LEU:HD21	1:A:204:MET:HE2	1	0.9
(1,842)	1:A:157:LEU:HD21	1:A:204:MET:HE3	1	0.9
(1,842)	1:A:157:LEU:HD22	1:A:204:MET:HE1	1	0.9
(1,842)	1:A:157:LEU:HD22	1:A:204:MET:HE2	1	0.9
(1,842)	1:A:157:LEU:HD22	1:A:204:MET:HE3	1	0.9
(1,842)	1:A:157:LEU:HD23	1:A:204:MET:HE1	1	0.9
(1,842)	1:A:157:LEU:HD23	1:A:204:MET:HE2	1	0.9
(1,842)	1:A:157:LEU:HD23	1:A:204:MET:HE3	1	0.9
(1,792)	1:A:152:ALA:HB1	1:A:122:GLN:HG2	3	0.9
(1,792)	1:A:152:ALA:HB1	1:A:122:GLN:HG3	3	0.9
(1,792)	1:A:152:ALA:HB2	1:A:122:GLN:HG2	3	0.9
(1,792)	1:A:152:ALA:HB2	1:A:122:GLN:HG3	3	0.9
(1,792)	1:A:152:ALA:HB3	1:A:122:GLN:HG2	3	0.9
(1,792)	1:A:152:ALA:HB3	1:A:122:GLN:HG3	3	0.9
(1,760)	1:A:144:ARG:H	1:A:144:ARG:HG2	10	0.9
(1,698)	1:A:131:LYS:H	1:A:131:LYS:HB2	9	0.9
(1,693)	1:A:128:SER:H	1:A:128:SER:HB2	14	0.9
(1,691)	1:A:127:ASN:H	1:A:127:ASN:HB2	9	0.9
(1,641)	1:A:118:MET:H	1:A:118:MET:HB2	11	0.9
(1,608)	1:A:114:PHE:H	1:A:114:PHE:HB2	10	0.9

*Continued on next page...*



*Continued from previous page...*

Key	Atom-1	Atom-2	Model ID	Violation (Å)
(1,56)	1:A:14:ALA:HB1	1:A:14:ALA:H	11	0.9
(1,56)	1:A:14:ALA:HB2	1:A:14:ALA:H	11	0.9
(1,56)	1:A:14:ALA:HB3	1:A:14:ALA:H	11	0.9
(1,447)	1:A:79:SER:H	1:A:79:SER:HB2	10	0.9
(1,353)	1:A:67:GLY:H	1:A:66:LYS:HD2	7	0.9
(1,2600)	2:C:18:LEU:H	1:A:71:LEU:HD11	15	0.9
(1,2600)	2:C:18:LEU:H	1:A:71:LEU:HD12	15	0.9
(1,2600)	2:C:18:LEU:H	1:A:71:LEU:HD13	15	0.9
(1,2600)	2:C:18:LEU:H	1:A:71:LEU:HD21	15	0.9
(1,2600)	2:C:18:LEU:H	1:A:71:LEU:HD22	15	0.9
(1,2600)	2:C:18:LEU:H	1:A:71:LEU:HD23	15	0.9
(1,2600)	2:C:18:LEU:H	1:B:71:LEU:HD11	15	0.9
(1,2600)	2:C:18:LEU:H	1:B:71:LEU:HD12	15	0.9
(1,2600)	2:C:18:LEU:H	1:B:71:LEU:HD13	15	0.9
(1,2600)	2:C:18:LEU:H	1:B:71:LEU:HD21	15	0.9
(1,2600)	2:C:18:LEU:H	1:B:71:LEU:HD22	15	0.9
(1,2600)	2:C:18:LEU:H	1:B:71:LEU:HD23	15	0.9
(1,2448)	1:B:210:ALA:H	1:B:210:ALA:HB1	9	0.9
(1,2448)	1:B:210:ALA:H	1:B:210:ALA:HB2	9	0.9
(1,2448)	1:B:210:ALA:H	1:B:210:ALA:HB3	9	0.9
(1,2435)	1:B:208:ALA:H	1:B:208:ALA:HB1	5	0.9
(1,2435)	1:B:208:ALA:H	1:B:208:ALA:HB2	5	0.9
(1,2435)	1:B:208:ALA:H	1:B:208:ALA:HB3	5	0.9
(1,2354)	1:B:196:LYS:H	1:B:196:LYS:HB2	10	0.9
(1,2330)	1:B:190:LYS:HD2	1:B:191:SER:H	1	0.9
(1,2299)	1:B:187:ALA:HB1	1:B:198:MET:HG2	7	0.9
(1,2299)	1:B:187:ALA:HB1	1:B:198:MET:HG3	7	0.9
(1,2299)	1:B:187:ALA:HB2	1:B:198:MET:HG2	7	0.9
(1,2299)	1:B:187:ALA:HB2	1:B:198:MET:HG3	7	0.9
(1,2299)	1:B:187:ALA:HB3	1:B:198:MET:HG2	7	0.9
(1,2299)	1:B:187:ALA:HB3	1:B:198:MET:HG3	7	0.9
(1,228)	1:A:43:ASN:H	1:A:43:ASN:HB2	5	0.9
(1,2224)	1:B:179:ILE:HG21	1:B:180:GLY:H	2	0.9
(1,2224)	1:B:179:ILE:HG22	1:B:180:GLY:H	2	0.9
(1,2224)	1:B:179:ILE:HG23	1:B:180:GLY:H	2	0.9
(1,2224)	1:B:179:ILE:HG21	1:B:180:GLY:H	3	0.9
(1,2224)	1:B:179:ILE:HG22	1:B:180:GLY:H	3	0.9
(1,2224)	1:B:179:ILE:HG23	1:B:180:GLY:H	3	0.9
(1,22)	1:A:8:LYS:H	1:A:8:LYS:HB2	9	0.9
(1,2178)	1:B:170:ARG:HB3	1:B:171:GLY:H	11	0.9
(1,2108)	1:B:160:ASN:H	1:B:160:ASN:HB2	4	0.9
(1,2069)	1:B:156:ALA:H	1:B:156:ALA:HB1	2	0.9

*Continued on next page...*



*Continued from previous page...*

Key	Atom-1	Atom-2	Model ID	Violation (Å)
(1,2069)	1:B:156:ALA:H	1:B:156:ALA:HB2	2	0.9
(1,2069)	1:B:156:ALA:H	1:B:156:ALA:HB3	2	0.9
(1,2069)	1:B:156:ALA:H	1:B:156:ALA:HB1	4	0.9
(1,2069)	1:B:156:ALA:H	1:B:156:ALA:HB2	4	0.9
(1,2069)	1:B:156:ALA:H	1:B:156:ALA:HB3	4	0.9
(1,2069)	1:B:156:ALA:H	1:B:156:ALA:HB1	15	0.9
(1,2069)	1:B:156:ALA:H	1:B:156:ALA:HB2	15	0.9
(1,2069)	1:B:156:ALA:H	1:B:156:ALA:HB3	15	0.9
(1,2050)	1:B:154:ILE:H	1:B:154:ILE:HG21	8	0.9
(1,2050)	1:B:154:ILE:H	1:B:154:ILE:HG22	8	0.9
(1,2050)	1:B:154:ILE:H	1:B:154:ILE:HG23	8	0.9
(1,2009)	1:B:147:PHE:H	1:B:147:PHE:HB2	11	0.9
(1,1975)	1:B:136:THR:H	1:B:136:THR:HG21	1	0.9
(1,1975)	1:B:136:THR:H	1:B:136:THR:HG22	1	0.9
(1,1975)	1:B:136:THR:H	1:B:136:THR:HG23	1	0.9
(1,1960)	1:B:134:LEU:H	1:B:134:LEU:HB2	4	0.9
(1,1836)	1:B:111:ILE:H	1:B:111:ILE:HG21	6	0.9
(1,1836)	1:B:111:ILE:H	1:B:111:ILE:HG22	6	0.9
(1,1836)	1:B:111:ILE:H	1:B:111:ILE:HG23	6	0.9
(1,1638)	1:B:72:ASP:H	1:B:72:ASP:HB2	2	0.9
(1,1462)	1:B:41:ILE:HB	1:B:42:ASN:H	6	0.9
(1,1432)	1:B:37:PHE:HD1	1:B:38:GLU:H	5	0.9
(1,1432)	1:B:37:PHE:HD2	1:B:38:GLU:H	5	0.9
(1,1394)	1:B:33:GLN:H	1:B:33:GLN:HB2	15	0.9
(1,132)	1:A:31:LEU:H	1:A:31:LEU:HB2	6	0.9
(1,1314)	1:B:16:ALA:H	1:B:16:ALA:HB1	5	0.9
(1,1314)	1:B:16:ALA:H	1:B:16:ALA:HB2	5	0.9
(1,1314)	1:B:16:ALA:H	1:B:16:ALA:HB3	5	0.9
(1,1300)	1:B:14:ALA:HB1	1:B:14:ALA:H	13	0.9
(1,1300)	1:B:14:ALA:HB2	1:B:14:ALA:H	13	0.9
(1,1300)	1:B:14:ALA:HB3	1:B:14:ALA:H	13	0.9
(1,1287)	1:B:12:ASP:H	1:B:12:ASP:HB2	7	0.9
(1,1285)	1:B:12:ASP:H	1:B:12:ASP:HB3	13	0.9
(1,1250)	1:B:5:PHE:HB2	1:B:5:PHE:H	10	0.9
(1,1191)	1:A:208:ALA:H	1:A:208:ALA:HB1	2	0.9
(1,1191)	1:A:208:ALA:H	1:A:208:ALA:HB2	2	0.9
(1,1191)	1:A:208:ALA:H	1:A:208:ALA:HB3	2	0.9
(1,1179)	1:A:206:ALA:H	1:A:206:ALA:HB1	15	0.9
(1,1179)	1:A:206:ALA:H	1:A:206:ALA:HB2	15	0.9
(1,1179)	1:A:206:ALA:H	1:A:206:ALA:HB3	15	0.9
(1,1110)	1:A:196:LYS:H	1:A:196:LYS:HB2	4	0.9
(1,1110)	1:A:196:LYS:H	1:A:196:LYS:HB2	8	0.9

*Continued on next page...*

*Continued from previous page...*

Key	Atom-1	Atom-2	Model ID	Violation (Å)
(1,1110)	1:A:196:LYS:H	1:A:196:LYS:HB2	9	0.9
(1,1082)	1:A:190:LYS:H	1:A:190:LYS:HE2	5	0.9
(1,1036)	1:A:185:THR:H	1:A:185:THR:HG1	6	0.9
(1,1022)	1:A:184:LEU:H	1:A:184:LEU:HB2	1	0.9
(1,980)	1:A:179:ILE:HG21	1:A:180:GLY:H	8	0.89
(1,980)	1:A:179:ILE:HG22	1:A:180:GLY:H	8	0.89
(1,980)	1:A:179:ILE:HG23	1:A:180:GLY:H	8	0.89
(1,980)	1:A:179:ILE:HG21	1:A:180:GLY:H	13	0.89
(1,980)	1:A:179:ILE:HG22	1:A:180:GLY:H	13	0.89
(1,980)	1:A:179:ILE:HG23	1:A:180:GLY:H	13	0.89
(1,934)	1:A:170:ARG:HB3	1:A:171:GLY:H	14	0.89
(1,92)	1:A:22:ASP:H	1:A:23:THR:H	2	0.89
(1,825)	1:A:156:ALA:H	1:A:156:ALA:HB1	12	0.89
(1,825)	1:A:156:ALA:H	1:A:156:ALA:HB2	12	0.89
(1,825)	1:A:156:ALA:H	1:A:156:ALA:HB3	12	0.89
(1,775)	1:A:150:ASN:H	1:A:150:ASN:HB2	2	0.89
(1,722)	1:A:135:ASN:H	1:A:135:ASN:HB2	15	0.89
(1,716)	1:A:134:LEU:H	1:A:134:LEU:HB2	1	0.89
(1,716)	1:A:134:LEU:H	1:A:134:LEU:HB2	8	0.89
(1,707)	1:A:133:GLN:H	1:A:133:GLN:HB2	10	0.89
(1,691)	1:A:127:ASN:H	1:A:127:ASN:HB2	8	0.89
(1,608)	1:A:114:PHE:H	1:A:114:PHE:HB2	14	0.89
(1,56)	1:A:14:ALA:HB1	1:A:14:ALA:H	1	0.89
(1,56)	1:A:14:ALA:HB2	1:A:14:ALA:H	1	0.89
(1,56)	1:A:14:ALA:HB3	1:A:14:ALA:H	1	0.89
(1,56)	1:A:14:ALA:HB1	1:A:14:ALA:H	9	0.89
(1,56)	1:A:14:ALA:HB2	1:A:14:ALA:H	9	0.89
(1,56)	1:A:14:ALA:HB3	1:A:14:ALA:H	9	0.89
(1,517)	1:A:96:ASP:H	1:A:97:LEU:HD11	3	0.89
(1,517)	1:A:96:ASP:H	1:A:97:LEU:HD12	3	0.89
(1,517)	1:A:96:ASP:H	1:A:97:LEU:HD13	3	0.89
(1,49)	1:A:13:ASP:H	1:A:13:ASP:HB2	14	0.89
(1,436)	1:A:78:LEU:H	1:A:78:LEU:HB2	11	0.89
(1,409)	1:A:74:GLU:H	1:A:74:GLU:HB2	8	0.89
(1,335)	1:A:65:ASP:H	1:A:65:ASP:HB2	8	0.89
(1,318)	1:A:63:GLY:H	1:A:64:LEU:H	6	0.89
(1,313)	1:A:59:HIS:H	1:A:59:HIS:HB2	9	0.89
(1,280)	1:A:54:ASP:H	1:A:54:ASP:HB2	11	0.89
(1,2542)	1:A:116:GLY:H	1:B:185:THR:HB	3	0.89
(1,2542)	1:A:116:GLY:H	1:B:185:THR:HB	7	0.89
(1,2459)	1:B:211:VAL:HG21	1:B:170:ARG:HG2	11	0.89
(1,2459)	1:B:211:VAL:HG21	1:B:170:ARG:HG3	11	0.89

*Continued on next page...*

*Continued from previous page...*

Key	Atom-1	Atom-2	Model ID	Violation (Å)
(1,2459)	1:B:211:VAL:HG22	1:B:170:ARG:HG2	11	0.89
(1,2459)	1:B:211:VAL:HG22	1:B:170:ARG:HG3	11	0.89
(1,2459)	1:B:211:VAL:HG23	1:B:170:ARG:HG2	11	0.89
(1,2459)	1:B:211:VAL:HG23	1:B:170:ARG:HG3	11	0.89
(1,2448)	1:B:210:ALA:H	1:B:210:ALA:HB1	2	0.89
(1,2448)	1:B:210:ALA:H	1:B:210:ALA:HB2	2	0.89
(1,2448)	1:B:210:ALA:H	1:B:210:ALA:HB3	2	0.89
(1,2435)	1:B:208:ALA:H	1:B:208:ALA:HB1	3	0.89
(1,2435)	1:B:208:ALA:H	1:B:208:ALA:HB2	3	0.89
(1,2435)	1:B:208:ALA:H	1:B:208:ALA:HB3	3	0.89
(1,2393)	1:B:202:SER:H	1:B:202:SER:HB2	11	0.89
(1,236)	1:A:44:ILE:H	1:A:44:ILE:HG21	6	0.89
(1,236)	1:A:44:ILE:H	1:A:44:ILE:HG22	6	0.89
(1,236)	1:A:44:ILE:H	1:A:44:ILE:HG23	6	0.89
(1,2354)	1:B:196:LYS:H	1:B:196:LYS:HB2	9	0.89
(1,22)	1:A:8:LYS:H	1:A:8:LYS:HB2	8	0.89
(1,2178)	1:B:170:ARG:HB3	1:B:171:GLY:H	15	0.89
(1,2059)	1:B:155:LEU:H	1:B:155:LEU:HB2	3	0.89
(1,1966)	1:B:135:ASN:H	1:B:135:ASN:HB2	14	0.89
(1,1942)	1:B:131:LYS:H	1:B:131:LYS:HB2	6	0.89
(1,1942)	1:B:131:LYS:H	1:B:131:LYS:HB2	12	0.89
(1,1937)	1:B:128:SER:H	1:B:128:SER:HB2	15	0.89
(1,1874)	1:B:117:MET:HE1	1:B:116:GLY:H	15	0.89
(1,1874)	1:B:117:MET:HE2	1:B:116:GLY:H	15	0.89
(1,1874)	1:B:117:MET:HE3	1:B:116:GLY:H	15	0.89
(1,1873)	1:B:117:MET:HE1	1:B:115:SER:H	13	0.89
(1,1873)	1:B:117:MET:HE2	1:B:115:SER:H	13	0.89
(1,1873)	1:B:117:MET:HE3	1:B:115:SER:H	13	0.89
(1,1825)	1:B:110:GLY:H	1:B:111:ILE:H	7	0.89
(1,1783)	1:B:104:VAL:HG21	1:B:170:ARG:HE	2	0.89
(1,1783)	1:B:104:VAL:HG22	1:B:170:ARG:HE	2	0.89
(1,1783)	1:B:104:VAL:HG23	1:B:170:ARG:HE	2	0.89
(1,1736)	1:B:88:ILE:H	1:B:88:ILE:HG21	15	0.89
(1,1736)	1:B:88:ILE:H	1:B:88:ILE:HG22	15	0.89
(1,1736)	1:B:88:ILE:H	1:B:88:ILE:HG23	15	0.89
(1,1638)	1:B:72:ASP:H	1:B:72:ASP:HB2	5	0.89
(1,1621)	1:B:70:TYR:H	1:B:70:TYR:HB2	5	0.89
(1,1621)	1:B:70:TYR:H	1:B:70:TYR:HB2	10	0.89
(1,1562)	1:B:63:GLY:H	1:B:64:LEU:H	5	0.89
(1,1551)	1:B:58:LEU:H	1:B:58:LEU:HD11	8	0.89
(1,1551)	1:B:58:LEU:H	1:B:58:LEU:HD12	8	0.89
(1,1551)	1:B:58:LEU:H	1:B:58:LEU:HD13	8	0.89

*Continued on next page...*

*Continued from previous page...*

Key	Atom-1	Atom-2	Model ID	Violation (Å)
(1,1536)	1:B:56:ALA:H	1:B:56:ALA:HB1	9	0.89
(1,1536)	1:B:56:ALA:H	1:B:56:ALA:HB2	9	0.89
(1,1536)	1:B:56:ALA:H	1:B:56:ALA:HB3	9	0.89
(1,1536)	1:B:56:ALA:H	1:B:56:ALA:HB1	12	0.89
(1,1536)	1:B:56:ALA:H	1:B:56:ALA:HB2	12	0.89
(1,1536)	1:B:56:ALA:H	1:B:56:ALA:HB3	12	0.89
(1,1499)	1:B:49:GLY:H	1:B:48:PRO:HB2	15	0.89
(1,1447)	1:B:40:ASN:H	1:B:40:ASN:HB2	3	0.89
(1,1444)	1:B:40:ASN:H	1:B:39:PRO:HG2	12	0.89
(1,1444)	1:B:40:ASN:H	1:B:39:PRO:HG2	14	0.89
(1,1438)	1:B:38:GLU:H	1:B:38:GLU:HB2	9	0.89
(1,1422)	1:B:37:PHE:H	1:B:35:LEU:HG	1	0.89
(1,1422)	1:B:37:PHE:H	1:B:35:LEU:HG	5	0.89
(1,142)	1:A:32:LYS:H	1:A:32:LYS:HG2	8	0.89
(1,1353)	1:B:27:LYS:H	1:B:27:LYS:HD2	11	0.89
(1,1348)	1:B:25:LYS:H	1:B:25:LYS:HD3	13	0.89
(1,132)	1:A:31:LEU:H	1:A:31:LEU:HB2	2	0.89
(1,1314)	1:B:16:ALA:H	1:B:16:ALA:HB1	3	0.89
(1,1314)	1:B:16:ALA:H	1:B:16:ALA:HB2	3	0.89
(1,1314)	1:B:16:ALA:H	1:B:16:ALA:HB3	3	0.89
(1,1314)	1:B:16:ALA:H	1:B:16:ALA:HB1	8	0.89
(1,1314)	1:B:16:ALA:H	1:B:16:ALA:HB2	8	0.89
(1,1314)	1:B:16:ALA:H	1:B:16:ALA:HB3	8	0.89
(1,1314)	1:B:16:ALA:H	1:B:16:ALA:HB1	9	0.89
(1,1314)	1:B:16:ALA:H	1:B:16:ALA:HB2	9	0.89
(1,1314)	1:B:16:ALA:H	1:B:16:ALA:HB3	9	0.89
(1,1300)	1:B:14:ALA:HB1	1:B:14:ALA:H	7	0.89
(1,1300)	1:B:14:ALA:HB2	1:B:14:ALA:H	7	0.89
(1,1300)	1:B:14:ALA:HB3	1:B:14:ALA:H	7	0.89
(1,1293)	1:B:13:ASP:H	1:B:13:ASP:HB2	9	0.89
(1,1280)	1:B:11:THR:H	1:B:11:THR:HG21	13	0.89
(1,1280)	1:B:11:THR:H	1:B:11:THR:HG22	13	0.89
(1,1280)	1:B:11:THR:H	1:B:11:THR:HG23	13	0.89
(1,1275)	1:B:9:THR:H	1:B:9:THR:HG21	8	0.89
(1,1275)	1:B:9:THR:H	1:B:9:THR:HG22	8	0.89
(1,1275)	1:B:9:THR:H	1:B:9:THR:HG23	8	0.89
(1,1265)	1:B:8:LYS:H	1:B:8:LYS:HG2	9	0.89
(1,1258)	1:B:6:GLY:H	1:B:7:ASP:H	3	0.89
(1,1149)	1:A:202:SER:H	1:A:202:SER:HB2	1	0.89
(1,1072)	1:A:188:LEU:HD11	1:A:202:SER:HB2	14	0.89
(1,1072)	1:A:188:LEU:HD11	1:A:202:SER:HB3	14	0.89
(1,1072)	1:A:188:LEU:HD12	1:A:202:SER:HB2	14	0.89

*Continued on next page...*

*Continued from previous page...*

Key	Atom-1	Atom-2	Model ID	Violation (Å)
(1,1072)	1:A:188:LEU:HD12	1:A:202:SER:HB3	14	0.89
(1,1072)	1:A:188:LEU:HD13	1:A:202:SER:HB2	14	0.89
(1,1072)	1:A:188:LEU:HD13	1:A:202:SER:HB3	14	0.89
(1,107)	1:A:27:LYS:H	1:A:26:PRO:HG2	11	0.89
(1,1056)	1:A:187:ALA:HB1	1:A:198:MET:HE1	15	0.89
(1,1056)	1:A:187:ALA:HB1	1:A:198:MET:HE2	15	0.89
(1,1056)	1:A:187:ALA:HB1	1:A:198:MET:HE3	15	0.89
(1,1056)	1:A:187:ALA:HB2	1:A:198:MET:HE1	15	0.89
(1,1056)	1:A:187:ALA:HB2	1:A:198:MET:HE2	15	0.89
(1,1056)	1:A:187:ALA:HB2	1:A:198:MET:HE3	15	0.89
(1,1056)	1:A:187:ALA:HB3	1:A:198:MET:HE1	15	0.89
(1,1056)	1:A:187:ALA:HB3	1:A:198:MET:HE2	15	0.89
(1,1056)	1:A:187:ALA:HB3	1:A:198:MET:HE3	15	0.89
(1,1022)	1:A:184:LEU:H	1:A:184:LEU:HB2	9	0.89
(1,980)	1:A:179:ILE:HG21	1:A:180:GLY:H	12	0.88
(1,980)	1:A:179:ILE:HG22	1:A:180:GLY:H	12	0.88
(1,980)	1:A:179:ILE:HG23	1:A:180:GLY:H	12	0.88
(1,927)	1:A:169:LEU:H	1:A:169:LEU:HB2	8	0.88
(1,92)	1:A:22:ASP:H	1:A:23:THR:H	7	0.88
(1,849)	1:A:158:SER:H	1:A:158:SER:HB2	15	0.88
(1,832)	1:A:157:LEU:H	1:A:157:LEU:HB2	3	0.88
(1,764)	1:A:147:PHE:H	1:A:147:PHE:HE1	2	0.88
(1,764)	1:A:147:PHE:H	1:A:147:PHE:HE2	2	0.88
(1,747)	1:A:139:ASN:H	1:A:139:ASN:HB2	3	0.88
(1,70)	1:A:16:ALA:H	1:A:16:ALA:HB1	11	0.88
(1,70)	1:A:16:ALA:H	1:A:16:ALA:HB2	11	0.88
(1,70)	1:A:16:ALA:H	1:A:16:ALA:HB3	11	0.88
(1,641)	1:A:118:MET:H	1:A:118:MET:HB2	10	0.88
(1,608)	1:A:114:PHE:H	1:A:114:PHE:HB2	15	0.88
(1,541)	1:A:104:VAL:HG11	1:A:170:ARG:HD2	13	0.88
(1,541)	1:A:104:VAL:HG11	1:A:170:ARG:HD3	13	0.88
(1,541)	1:A:104:VAL:HG12	1:A:170:ARG:HD2	13	0.88
(1,541)	1:A:104:VAL:HG12	1:A:170:ARG:HD3	13	0.88
(1,541)	1:A:104:VAL:HG13	1:A:170:ARG:HD2	13	0.88
(1,541)	1:A:104:VAL:HG13	1:A:170:ARG:HD3	13	0.88
(1,43)	1:A:12:ASP:H	1:A:12:ASP:HB2	6	0.88
(1,43)	1:A:12:ASP:H	1:A:12:ASP:HB2	9	0.88
(1,406)	1:A:74:GLU:H	1:A:74:GLU:HG2	11	0.88
(1,377)	1:A:70:TYR:H	1:A:70:TYR:HB2	5	0.88
(1,37)	1:A:11:THR:H	1:A:12:ASP:H	15	0.88
(1,310)	1:A:58:LEU:HB2	1:A:59:HIS:H	6	0.88
(1,304)	1:A:58:LEU:H	1:A:58:LEU:HB2	11	0.88

*Continued on next page...*

*Continued from previous page...*

Key	Atom-1	Atom-2	Model ID	Violation (Å)
(1,283)	1:A:54:ASP:HB3	1:A:55:THR:H	2	0.88
(1,2542)	1:A:116:GLY:H	1:B:185:THR:HB	8	0.88
(1,2525)	1:A:75:GLU:H	1:B:74:GLU:HG2	13	0.88
(1,2525)	1:A:75:GLU:H	1:B:74:GLU:HG3	13	0.88
(1,249)	1:A:46:SER:H	1:A:46:SER:HB2	12	0.88
(1,2456)	1:B:211:VAL:HG21	1:B:170:ARG:HB2	14	0.88
(1,2456)	1:B:211:VAL:HG21	1:B:170:ARG:HB3	14	0.88
(1,2456)	1:B:211:VAL:HG22	1:B:170:ARG:HB2	14	0.88
(1,2456)	1:B:211:VAL:HG22	1:B:170:ARG:HB3	14	0.88
(1,2456)	1:B:211:VAL:HG23	1:B:170:ARG:HB2	14	0.88
(1,2456)	1:B:211:VAL:HG23	1:B:170:ARG:HB3	14	0.88
(1,2448)	1:B:210:ALA:H	1:B:210:ALA:HB1	12	0.88
(1,2448)	1:B:210:ALA:H	1:B:210:ALA:HB2	12	0.88
(1,2448)	1:B:210:ALA:H	1:B:210:ALA:HB3	12	0.88
(1,2448)	1:B:210:ALA:H	1:B:210:ALA:HB1	15	0.88
(1,2448)	1:B:210:ALA:H	1:B:210:ALA:HB2	15	0.88
(1,2448)	1:B:210:ALA:H	1:B:210:ALA:HB3	15	0.88
(1,2364)	1:B:198:MET:HE1	1:B:190:LYS:HE2	8	0.88
(1,2364)	1:B:198:MET:HE1	1:B:190:LYS:HE3	8	0.88
(1,2364)	1:B:198:MET:HE2	1:B:190:LYS:HE2	8	0.88
(1,2364)	1:B:198:MET:HE2	1:B:190:LYS:HE3	8	0.88
(1,2364)	1:B:198:MET:HE3	1:B:190:LYS:HE2	8	0.88
(1,2364)	1:B:198:MET:HE3	1:B:190:LYS:HE3	8	0.88
(1,2329)	1:B:190:LYS:H	1:B:190:LYS:HD2	13	0.88
(1,2323)	1:B:189:PHE:HB2	1:B:189:PHE:H	8	0.88
(1,2245)	1:B:182:GLY:H	1:B:181:ALA:HB1	1	0.88
(1,2245)	1:B:182:GLY:H	1:B:181:ALA:HB2	1	0.88
(1,2245)	1:B:182:GLY:H	1:B:181:ALA:HB3	1	0.88
(1,2178)	1:B:170:ARG:HB3	1:B:171:GLY:H	4	0.88
(1,2178)	1:B:170:ARG:HB3	1:B:171:GLY:H	8	0.88
(1,2176)	1:B:170:ARG:H	1:B:170:ARG:HD2	9	0.88
(1,2093)	1:B:158:SER:H	1:B:158:SER:HB2	11	0.88
(1,1999)	1:B:141:ILE:HG21	1:B:142:THR:H	2	0.88
(1,1999)	1:B:141:ILE:HG22	1:B:142:THR:H	2	0.88
(1,1999)	1:B:141:ILE:HG23	1:B:142:THR:H	2	0.88
(1,1966)	1:B:135:ASN:H	1:B:135:ASN:HB2	9	0.88
(1,1946)	1:B:132:LEU:H	1:B:132:LEU:HG	15	0.88
(1,1935)	1:B:127:ASN:H	1:B:127:ASN:HB2	2	0.88
(1,1935)	1:B:127:ASN:H	1:B:127:ASN:HB2	12	0.88
(1,185)	1:A:37:PHE:H	1:A:37:PHE:HD1	2	0.88
(1,185)	1:A:37:PHE:H	1:A:37:PHE:HD2	2	0.88
(1,1836)	1:B:111:ILE:H	1:B:111:ILE:HG21	8	0.88

*Continued on next page...*



*Continued from previous page...*

Key	Atom-1	Atom-2	Model ID	Violation (Å)
(1,1836)	1:B:111:ILE:H	1:B:111:ILE:HG22	8	0.88
(1,1836)	1:B:111:ILE:H	1:B:111:ILE:HG23	8	0.88
(1,1825)	1:B:110:GLY:H	1:B:111:ILE:H	14	0.88
(1,18)	1:A:7:ASP:H	1:A:7:ASP:HB2	1	0.88
(1,18)	1:A:7:ASP:H	1:A:7:ASP:HB2	2	0.88
(1,1741)	1:B:90:SER:H	1:B:90:SER:HB2	12	0.88
(1,1710)	1:B:81:LEU:H	1:B:81:LEU:HB2	8	0.88
(1,1621)	1:B:70:TYR:H	1:B:70:TYR:HB2	4	0.88
(1,1621)	1:B:70:TYR:H	1:B:70:TYR:HB2	6	0.88
(1,1621)	1:B:70:TYR:H	1:B:70:TYR:HB2	8	0.88
(1,1621)	1:B:70:TYR:H	1:B:70:TYR:HB2	9	0.88
(1,1621)	1:B:70:TYR:H	1:B:70:TYR:HB2	11	0.88
(1,1621)	1:B:70:TYR:H	1:B:70:TYR:HB2	12	0.88
(1,1621)	1:B:70:TYR:H	1:B:70:TYR:HB2	14	0.88
(1,1586)	1:B:66:LYS:H	1:B:66:LYS:HB2	8	0.88
(1,1586)	1:B:66:LYS:H	1:B:66:LYS:HB2	9	0.88
(1,1548)	1:B:58:LEU:H	1:B:58:LEU:HB2	6	0.88
(1,1536)	1:B:56:ALA:H	1:B:56:ALA:HB1	11	0.88
(1,1536)	1:B:56:ALA:H	1:B:56:ALA:HB2	11	0.88
(1,1536)	1:B:56:ALA:H	1:B:56:ALA:HB3	11	0.88
(1,1520)	1:B:53:VAL:HG11	1:B:54:ASP:H	8	0.88
(1,1520)	1:B:53:VAL:HG12	1:B:54:ASP:H	8	0.88
(1,1520)	1:B:53:VAL:HG13	1:B:54:ASP:H	8	0.88
(1,150)	1:A:33:GLN:H	1:A:33:GLN:HB2	8	0.88
(1,1422)	1:B:37:PHE:H	1:B:35:LEU:HG	11	0.88
(1,1395)	1:B:33:GLN:H	1:B:33:GLN:HG2	14	0.88
(1,1385)	1:B:32:LYS:H	1:B:32:LYS:HD2	15	0.88
(1,1334)	1:B:22:ASP:H	1:B:22:ASP:HB3	15	0.88
(1,1236)	1:A:218:ARG:H	1:A:218:ARG:HB2	13	0.88
(1,1179)	1:A:206:ALA:H	1:A:206:ALA:HB1	7	0.88
(1,1179)	1:A:206:ALA:H	1:A:206:ALA:HB2	7	0.88
(1,1179)	1:A:206:ALA:H	1:A:206:ALA:HB3	7	0.88
(1,1179)	1:A:206:ALA:H	1:A:206:ALA:HB1	8	0.88
(1,1179)	1:A:206:ALA:H	1:A:206:ALA:HB2	8	0.88
(1,1179)	1:A:206:ALA:H	1:A:206:ALA:HB3	8	0.88
(1,1164)	1:A:204:MET:HE1	1:A:160:ASN:HD21	5	0.88
(1,1164)	1:A:204:MET:HE1	1:A:160:ASN:HD22	5	0.88
(1,1164)	1:A:204:MET:HE2	1:A:160:ASN:HD21	5	0.88
(1,1164)	1:A:204:MET:HE2	1:A:160:ASN:HD22	5	0.88
(1,1164)	1:A:204:MET:HE3	1:A:160:ASN:HD21	5	0.88
(1,1164)	1:A:204:MET:HE3	1:A:160:ASN:HD22	5	0.88
(1,1122)	1:A:198:MET:HE1	1:A:190:LYS:HG2	1	0.88

*Continued on next page...*



*Continued from previous page...*

Key	Atom-1	Atom-2	Model ID	Violation (Å)
(1,1122)	1:A:198:MET:HE1	1:A:190:LYS:HG3	1	0.88
(1,1122)	1:A:198:MET:HE2	1:A:190:LYS:HG2	1	0.88
(1,1122)	1:A:198:MET:HE2	1:A:190:LYS:HG3	1	0.88
(1,1122)	1:A:198:MET:HE3	1:A:190:LYS:HG2	1	0.88
(1,1122)	1:A:198:MET:HE3	1:A:190:LYS:HG3	1	0.88
(1,1102)	1:A:195:LEU:H	1:A:195:LEU:HG	2	0.88
(1,1082)	1:A:190:LYS:H	1:A:190:LYS:HE2	10	0.88
(1,103)	1:A:25:LYS:H	1:A:25:LYS:HD2	1	0.88
(1,1001)	1:A:182:GLY:H	1:A:181:ALA:HB1	14	0.88
(1,1001)	1:A:182:GLY:H	1:A:181:ALA:HB2	14	0.88
(1,1001)	1:A:182:GLY:H	1:A:181:ALA:HB3	14	0.88
(1,934)	1:A:170:ARG:HB3	1:A:171:GLY:H	7	0.87
(1,92)	1:A:22:ASP:H	1:A:23:THR:H	10	0.87
(1,825)	1:A:156:ALA:H	1:A:156:ALA:HB1	10	0.87
(1,825)	1:A:156:ALA:H	1:A:156:ALA:HB2	10	0.87
(1,825)	1:A:156:ALA:H	1:A:156:ALA:HB3	10	0.87
(1,815)	1:A:155:LEU:H	1:A:155:LEU:HB2	10	0.87
(1,747)	1:A:139:ASN:H	1:A:139:ASN:HB2	6	0.87
(1,608)	1:A:114:PHE:H	1:A:114:PHE:HB2	11	0.87
(1,507)	1:A:94:THR:HG21	1:A:105:TYR:HB2	12	0.87
(1,507)	1:A:94:THR:HG21	1:A:105:TYR:HB3	12	0.87
(1,507)	1:A:94:THR:HG22	1:A:105:TYR:HB2	12	0.87
(1,507)	1:A:94:THR:HG22	1:A:105:TYR:HB3	12	0.87
(1,507)	1:A:94:THR:HG23	1:A:105:TYR:HB2	12	0.87
(1,507)	1:A:94:THR:HG23	1:A:105:TYR:HB3	12	0.87
(1,318)	1:A:63:GLY:H	1:A:64:LEU:H	4	0.87
(1,292)	1:A:56:ALA:H	1:A:56:ALA:HB1	9	0.87
(1,292)	1:A:56:ALA:H	1:A:56:ALA:HB2	9	0.87
(1,292)	1:A:56:ALA:H	1:A:56:ALA:HB3	9	0.87
(1,2582)	1:B:116:GLY:H	1:A:189:PHE:HB2	3	0.87
(1,2582)	1:B:116:GLY:H	1:A:189:PHE:HB3	3	0.87
(1,2574)	1:B:93:TRP:HE1	1:A:175:THR:HB	8	0.87
(1,2386)	1:B:201:SER:H	1:B:201:SER:HB2	2	0.87
(1,2367)	1:B:198:MET:HE1	1:B:190:LYS:HB2	8	0.87
(1,2367)	1:B:198:MET:HE1	1:B:190:LYS:HB3	8	0.87
(1,2367)	1:B:198:MET:HE2	1:B:190:LYS:HB2	8	0.87
(1,2367)	1:B:198:MET:HE2	1:B:190:LYS:HB3	8	0.87
(1,2367)	1:B:198:MET:HE3	1:B:190:LYS:HB2	8	0.87
(1,2367)	1:B:198:MET:HE3	1:B:190:LYS:HB3	8	0.87
(1,2366)	1:B:198:MET:HE1	1:B:190:LYS:HG2	14	0.87
(1,2366)	1:B:198:MET:HE1	1:B:190:LYS:HG3	14	0.87
(1,2366)	1:B:198:MET:HE2	1:B:190:LYS:HG2	14	0.87

*Continued on next page...*

*Continued from previous page...*

Key	Atom-1	Atom-2	Model ID	Violation (Å)
(1,2366)	1:B:198:MET:HE2	1:B:190:LYS:HG3	14	0.87
(1,2366)	1:B:198:MET:HE3	1:B:190:LYS:HG2	14	0.87
(1,2366)	1:B:198:MET:HE3	1:B:190:LYS:HG3	14	0.87
(1,2363)	1:B:198:MET:HE1	1:B:199:GLY:H	2	0.87
(1,2363)	1:B:198:MET:HE2	1:B:199:GLY:H	2	0.87
(1,2363)	1:B:198:MET:HE3	1:B:199:GLY:H	2	0.87
(1,2224)	1:B:179:ILE:HG21	1:B:180:GLY:H	12	0.87
(1,2224)	1:B:179:ILE:HG22	1:B:180:GLY:H	12	0.87
(1,2224)	1:B:179:ILE:HG23	1:B:180:GLY:H	12	0.87
(1,2224)	1:B:179:ILE:HG21	1:B:180:GLY:H	15	0.87
(1,2224)	1:B:179:ILE:HG22	1:B:180:GLY:H	15	0.87
(1,2224)	1:B:179:ILE:HG23	1:B:180:GLY:H	15	0.87
(1,2223)	1:B:179:ILE:H	1:B:179:ILE:HG12	5	0.87
(1,2191)	1:B:175:THR:H	1:B:174:ASP:HB2	15	0.87
(1,2076)	1:B:157:LEU:H	1:B:157:LEU:HB2	2	0.87
(1,2076)	1:B:157:LEU:H	1:B:157:LEU:HB2	12	0.87
(1,2076)	1:B:157:LEU:H	1:B:157:LEU:HB2	13	0.87
(1,2069)	1:B:156:ALA:H	1:B:156:ALA:HB1	13	0.87
(1,2069)	1:B:156:ALA:H	1:B:156:ALA:HB2	13	0.87
(1,2069)	1:B:156:ALA:H	1:B:156:ALA:HB3	13	0.87
(1,2019)	1:B:150:ASN:H	1:B:150:ASN:HB2	11	0.87
(1,1960)	1:B:134:LEU:H	1:B:134:LEU:HB2	15	0.87
(1,1946)	1:B:132:LEU:H	1:B:132:LEU:HG	3	0.87
(1,1891)	1:B:118:MET:HE1	1:B:155:LEU:HD21	11	0.87
(1,1891)	1:B:118:MET:HE1	1:B:155:LEU:HD22	11	0.87
(1,1891)	1:B:118:MET:HE1	1:B:155:LEU:HD23	11	0.87
(1,1891)	1:B:118:MET:HE2	1:B:155:LEU:HD21	11	0.87
(1,1891)	1:B:118:MET:HE2	1:B:155:LEU:HD22	11	0.87
(1,1891)	1:B:118:MET:HE2	1:B:155:LEU:HD23	11	0.87
(1,1891)	1:B:118:MET:HE3	1:B:155:LEU:HD21	11	0.87
(1,1891)	1:B:118:MET:HE3	1:B:155:LEU:HD22	11	0.87
(1,1891)	1:B:118:MET:HE3	1:B:155:LEU:HD23	11	0.87
(1,1852)	1:B:114:PHE:H	1:B:114:PHE:HB2	8	0.87
(1,18)	1:A:7:ASP:H	1:A:7:ASP:HB2	11	0.87
(1,1787)	1:B:104:VAL:HG11	1:B:167:ASP:H	12	0.87
(1,1787)	1:B:104:VAL:HG12	1:B:167:ASP:H	12	0.87
(1,1787)	1:B:104:VAL:HG13	1:B:167:ASP:H	12	0.87
(1,1782)	1:B:104:VAL:HG21	1:B:170:ARG:HD2	11	0.87
(1,1782)	1:B:104:VAL:HG21	1:B:170:ARG:HD3	11	0.87
(1,1782)	1:B:104:VAL:HG22	1:B:170:ARG:HD2	11	0.87
(1,1782)	1:B:104:VAL:HG22	1:B:170:ARG:HD3	11	0.87
(1,1782)	1:B:104:VAL:HG23	1:B:170:ARG:HD2	11	0.87

*Continued on next page...*

*Continued from previous page...*

Key	Atom-1	Atom-2	Model ID	Violation (Å)
(1,1782)	1:B:104:VAL:HG23	1:B:170:ARG:HD3	11	0.87
(1,1735)	1:B:88:ILE:H	1:B:88:ILE:HG12	8	0.87
(1,1458)	1:B:41:ILE:H	1:B:41:ILE:HG12	13	0.87
(1,1352)	1:B:27:LYS:H	1:B:27:LYS:HG2	9	0.87
(1,1347)	1:B:25:LYS:H	1:B:25:LYS:HD2	14	0.87
(1,1345)	1:B:25:LYS:H	1:B:25:LYS:HG2	9	0.87
(1,1333)	1:B:22:ASP:H	1:B:22:ASP:HB2	5	0.87
(1,1314)	1:B:16:ALA:H	1:B:16:ALA:HB1	2	0.87
(1,1314)	1:B:16:ALA:H	1:B:16:ALA:HB2	2	0.87
(1,1314)	1:B:16:ALA:H	1:B:16:ALA:HB3	2	0.87
(1,1281)	1:B:11:THR:H	1:B:12:ASP:H	6	0.87
(1,1262)	1:B:7:ASP:H	1:B:7:ASP:HB2	1	0.87
(1,1239)	1:A:219:LEU:H	1:A:219:LEU:HB2	6	0.87
(1,1236)	1:A:218:ARG:H	1:A:218:ARG:HB2	2	0.87
(1,114)	1:A:28:GLU:H	1:A:28:GLU:HB2	1	0.87
(1,114)	1:A:28:GLU:H	1:A:28:GLU:HB2	9	0.87
(1,114)	1:A:28:GLU:H	1:A:28:GLU:HB2	11	0.87
(1,1085)	1:A:190:LYS:H	1:A:190:LYS:HD2	10	0.87
(1,1079)	1:A:189:PHE:HB2	1:A:189:PHE:H	1	0.87
(2,97)	1:A:152:ALA:H	1:B:186:GLY:H	6	0.86
(2,90)	1:A:152:ALA:H	1:B:179:ILE:H	6	0.86
(2,131)	1:A:165:THR:H	1:B:188:LEU:H	9	0.86
(1,980)	1:A:179:ILE:HG21	1:A:180:GLY:H	4	0.86
(1,980)	1:A:179:ILE:HG22	1:A:180:GLY:H	4	0.86
(1,980)	1:A:179:ILE:HG23	1:A:180:GLY:H	4	0.86
(1,980)	1:A:179:ILE:HG21	1:A:180:GLY:H	11	0.86
(1,980)	1:A:179:ILE:HG22	1:A:180:GLY:H	11	0.86
(1,980)	1:A:179:ILE:HG23	1:A:180:GLY:H	11	0.86
(1,927)	1:A:169:LEU:H	1:A:169:LEU:HB2	12	0.86
(1,926)	1:A:169:LEU:H	1:A:169:LEU:HD11	4	0.86
(1,926)	1:A:169:LEU:H	1:A:169:LEU:HD12	4	0.86
(1,926)	1:A:169:LEU:H	1:A:169:LEU:HD13	4	0.86
(1,903)	1:A:165:THR:H	1:A:165:THR:HG21	13	0.86
(1,903)	1:A:165:THR:H	1:A:165:THR:HG22	13	0.86
(1,903)	1:A:165:THR:H	1:A:165:THR:HG23	13	0.86
(1,864)	1:A:160:ASN:H	1:A:160:ASN:HB2	8	0.86
(1,85)	1:A:21:GLN:H	1:A:21:GLN:HB2	13	0.86
(1,832)	1:A:157:LEU:H	1:A:157:LEU:HB2	10	0.86
(1,825)	1:A:156:ALA:H	1:A:156:ALA:HB1	4	0.86
(1,825)	1:A:156:ALA:H	1:A:156:ALA:HB2	4	0.86
(1,825)	1:A:156:ALA:H	1:A:156:ALA:HB3	4	0.86
(1,825)	1:A:156:ALA:H	1:A:156:ALA:HB1	5	0.86

*Continued on next page...*

*Continued from previous page...*

Key	Atom-1	Atom-2	Model ID	Violation (Å)
(1,825)	1:A:156:ALA:H	1:A:156:ALA:HB2	5	0.86
(1,825)	1:A:156:ALA:H	1:A:156:ALA:HB3	5	0.86
(1,815)	1:A:155:LEU:H	1:A:155:LEU:HB2	11	0.86
(1,78)	1:A:19:GLY:H	1:A:18:VAL:H	4	0.86
(1,73)	1:A:17:ALA:H	1:A:17:ALA:HB1	12	0.86
(1,73)	1:A:17:ALA:H	1:A:17:ALA:HB2	12	0.86
(1,73)	1:A:17:ALA:H	1:A:17:ALA:HB3	12	0.86
(1,722)	1:A:135:ASN:H	1:A:135:ASN:HB2	8	0.86
(1,722)	1:A:135:ASN:H	1:A:135:ASN:HB2	11	0.86
(1,70)	1:A:16:ALA:H	1:A:16:ALA:HB1	1	0.86
(1,70)	1:A:16:ALA:H	1:A:16:ALA:HB2	1	0.86
(1,70)	1:A:16:ALA:H	1:A:16:ALA:HB3	1	0.86
(1,691)	1:A:127:ASN:H	1:A:127:ASN:HB2	10	0.86
(1,672)	1:A:121:LEU:H	1:A:122:GLN:H	3	0.86
(1,672)	1:A:121:LEU:H	1:A:122:GLN:H	13	0.86
(1,612)	1:A:114:PHE:HB2	1:A:115:SER:H	15	0.86
(1,581)	1:A:110:GLY:H	1:A:111:ILE:H	8	0.86
(1,56)	1:A:14:ALA:HB1	1:A:14:ALA:H	2	0.86
(1,56)	1:A:14:ALA:HB2	1:A:14:ALA:H	2	0.86
(1,56)	1:A:14:ALA:HB3	1:A:14:ALA:H	2	0.86
(1,56)	1:A:14:ALA:HB1	1:A:14:ALA:H	12	0.86
(1,56)	1:A:14:ALA:HB2	1:A:14:ALA:H	12	0.86
(1,56)	1:A:14:ALA:HB3	1:A:14:ALA:H	12	0.86
(1,557)	1:A:106:LEU:H	1:A:106:LEU:HB2	4	0.86
(1,466)	1:A:81:LEU:H	1:A:81:LEU:HB2	2	0.86
(1,466)	1:A:81:LEU:H	1:A:81:LEU:HB2	4	0.86
(1,366)	1:A:69:GLU:H	1:A:69:GLU:HB2	2	0.86
(1,342)	1:A:66:LYS:H	1:A:66:LYS:HB2	1	0.86
(1,335)	1:A:65:ASP:H	1:A:65:ASP:HB2	14	0.86
(1,335)	1:A:65:ASP:H	1:A:65:ASP:HB2	15	0.86
(1,292)	1:A:56:ALA:H	1:A:56:ALA:HB1	12	0.86
(1,292)	1:A:56:ALA:H	1:A:56:ALA:HB2	12	0.86
(1,292)	1:A:56:ALA:H	1:A:56:ALA:HB3	12	0.86
(1,279)	1:A:53:VAL:HG11	1:A:56:ALA:H	4	0.86
(1,279)	1:A:53:VAL:HG12	1:A:56:ALA:H	4	0.86
(1,279)	1:A:53:VAL:HG13	1:A:56:ALA:H	4	0.86
(1,273)	1:A:53:VAL:H	1:A:53:VAL:HG11	1	0.86
(1,273)	1:A:53:VAL:H	1:A:53:VAL:HG12	1	0.86
(1,273)	1:A:53:VAL:H	1:A:53:VAL:HG13	1	0.86
(1,2549)	1:A:120:GLY:H	1:B:189:PHE:HB2	12	0.86
(1,2549)	1:A:120:GLY:H	1:B:189:PHE:HB3	12	0.86
(1,2542)	1:A:116:GLY:H	1:B:185:THR:HB	12	0.86

*Continued on next page...*

*Continued from previous page...*

Key	Atom-1	Atom-2	Model ID	Violation (Å)
(1,25)	1:A:9:THR:H	1:A:7:ASP:HA	1	0.86
(1,2448)	1:B:210:ALA:H	1:B:210:ALA:HB1	13	0.86
(1,2448)	1:B:210:ALA:H	1:B:210:ALA:HB2	13	0.86
(1,2448)	1:B:210:ALA:H	1:B:210:ALA:HB3	13	0.86
(1,2423)	1:B:206:ALA:H	1:B:206:ALA:HB1	2	0.86
(1,2423)	1:B:206:ALA:H	1:B:206:ALA:HB2	2	0.86
(1,2423)	1:B:206:ALA:H	1:B:206:ALA:HB3	2	0.86
(1,2423)	1:B:206:ALA:H	1:B:206:ALA:HB1	8	0.86
(1,2423)	1:B:206:ALA:H	1:B:206:ALA:HB2	8	0.86
(1,2423)	1:B:206:ALA:H	1:B:206:ALA:HB3	8	0.86
(1,2423)	1:B:206:ALA:H	1:B:206:ALA:HB1	12	0.86
(1,2423)	1:B:206:ALA:H	1:B:206:ALA:HB2	12	0.86
(1,2423)	1:B:206:ALA:H	1:B:206:ALA:HB3	12	0.86
(1,2368)	1:B:198:MET:HE1	1:B:191:SER:HB2	1	0.86
(1,2368)	1:B:198:MET:HE1	1:B:191:SER:HB3	1	0.86
(1,2368)	1:B:198:MET:HE2	1:B:191:SER:HB2	1	0.86
(1,2368)	1:B:198:MET:HE2	1:B:191:SER:HB3	1	0.86
(1,2368)	1:B:198:MET:HE3	1:B:191:SER:HB2	1	0.86
(1,2368)	1:B:198:MET:HE3	1:B:191:SER:HB3	1	0.86
(1,2279)	1:B:185:THR:H	1:B:185:THR:HG21	10	0.86
(1,2279)	1:B:185:THR:H	1:B:185:THR:HG22	10	0.86
(1,2279)	1:B:185:THR:H	1:B:185:THR:HG23	10	0.86
(1,2223)	1:B:179:ILE:H	1:B:179:ILE:HG12	1	0.86
(1,2223)	1:B:179:ILE:H	1:B:179:ILE:HG12	13	0.86
(1,219)	1:A:41:ILE:HG21	1:A:42:ASN:H	4	0.86
(1,219)	1:A:41:ILE:HG22	1:A:42:ASN:H	4	0.86
(1,219)	1:A:41:ILE:HG23	1:A:42:ASN:H	4	0.86
(1,2178)	1:B:170:ARG:HB3	1:B:171:GLY:H	2	0.86
(1,2102)	1:B:159:TYR:H	1:B:159:TYR:HB2	14	0.86
(1,2069)	1:B:156:ALA:H	1:B:156:ALA:HB1	1	0.86
(1,2069)	1:B:156:ALA:H	1:B:156:ALA:HB2	1	0.86
(1,2069)	1:B:156:ALA:H	1:B:156:ALA:HB3	1	0.86
(1,2069)	1:B:156:ALA:H	1:B:156:ALA:HB1	8	0.86
(1,2069)	1:B:156:ALA:H	1:B:156:ALA:HB2	8	0.86
(1,2069)	1:B:156:ALA:H	1:B:156:ALA:HB3	8	0.86
(1,2062)	1:B:155:LEU:HD21	1:B:118:MET:HG2	8	0.86
(1,2062)	1:B:155:LEU:HD21	1:B:118:MET:HG3	8	0.86
(1,2062)	1:B:155:LEU:HD22	1:B:118:MET:HG2	8	0.86
(1,2062)	1:B:155:LEU:HD22	1:B:118:MET:HG3	8	0.86
(1,2062)	1:B:155:LEU:HD23	1:B:118:MET:HG2	8	0.86
(1,2062)	1:B:155:LEU:HD23	1:B:118:MET:HG3	8	0.86
(1,2059)	1:B:155:LEU:H	1:B:155:LEU:HB2	10	0.86

*Continued on next page...*

*Continued from previous page...*

Key	Atom-1	Atom-2	Model ID	Violation (Å)
(1,2050)	1:B:154:ILE:H	1:B:154:ILE:HG21	13	0.86
(1,2050)	1:B:154:ILE:H	1:B:154:ILE:HG22	13	0.86
(1,2050)	1:B:154:ILE:H	1:B:154:ILE:HG23	13	0.86
(1,205)	1:A:40:ASN:HB3	1:A:41:ILE:H	7	0.86
(1,2000)	1:B:142:THR:H	1:B:142:THR:HG21	7	0.86
(1,2000)	1:B:142:THR:H	1:B:142:THR:HG22	7	0.86
(1,2000)	1:B:142:THR:H	1:B:142:THR:HG23	7	0.86
(1,1960)	1:B:134:LEU:H	1:B:134:LEU:HB2	3	0.86
(1,194)	1:A:38:GLU:H	1:A:38:GLU:HB2	4	0.86
(1,1890)	1:B:118:MET:HE1	1:B:156:ALA:H	4	0.86
(1,1890)	1:B:118:MET:HE2	1:B:156:ALA:H	4	0.86
(1,1890)	1:B:118:MET:HE3	1:B:156:ALA:H	4	0.86
(1,18)	1:A:7:ASP:H	1:A:7:ASP:HB2	14	0.86
(1,1772)	1:B:103:ALA:HB1	1:B:166:ILE:HG21	7	0.86
(1,1772)	1:B:103:ALA:HB1	1:B:166:ILE:HG22	7	0.86
(1,1772)	1:B:103:ALA:HB1	1:B:166:ILE:HG23	7	0.86
(1,1772)	1:B:103:ALA:HB2	1:B:166:ILE:HG21	7	0.86
(1,1772)	1:B:103:ALA:HB2	1:B:166:ILE:HG22	7	0.86
(1,1772)	1:B:103:ALA:HB2	1:B:166:ILE:HG23	7	0.86
(1,1772)	1:B:103:ALA:HB3	1:B:166:ILE:HG21	7	0.86
(1,1772)	1:B:103:ALA:HB3	1:B:166:ILE:HG22	7	0.86
(1,1772)	1:B:103:ALA:HB3	1:B:166:ILE:HG23	7	0.86
(1,1716)	1:B:82:GLU:H	1:B:82:GLU:HB2	1	0.86
(1,1621)	1:B:70:TYR:H	1:B:70:TYR:HB2	1	0.86
(1,1594)	1:B:67:GLY:H	1:B:66:LYS:HB3	4	0.86
(1,1548)	1:B:58:LEU:H	1:B:58:LEU:HB2	1	0.86
(1,1536)	1:B:56:ALA:H	1:B:56:ALA:HB1	7	0.86
(1,1536)	1:B:56:ALA:H	1:B:56:ALA:HB2	7	0.86
(1,1536)	1:B:56:ALA:H	1:B:56:ALA:HB3	7	0.86
(1,1444)	1:B:40:ASN:H	1:B:39:PRO:HG2	4	0.86
(1,1428)	1:B:37:PHE:H	1:B:37:PHE:HB2	11	0.86
(1,14)	1:A:6:GLY:H	1:A:7:ASP:H	13	0.86
(1,132)	1:A:31:LEU:H	1:A:31:LEU:HB2	14	0.86
(1,1314)	1:B:16:ALA:H	1:B:16:ALA:HB1	11	0.86
(1,1314)	1:B:16:ALA:H	1:B:16:ALA:HB2	11	0.86
(1,1314)	1:B:16:ALA:H	1:B:16:ALA:HB3	11	0.86
(1,1314)	1:B:16:ALA:H	1:B:16:ALA:HB1	12	0.86
(1,1314)	1:B:16:ALA:H	1:B:16:ALA:HB2	12	0.86
(1,1314)	1:B:16:ALA:H	1:B:16:ALA:HB3	12	0.86
(1,1308)	1:B:15:ASN:H	1:B:15:ASN:HB2	11	0.86
(1,1293)	1:B:13:ASP:H	1:B:13:ASP:HB2	8	0.86
(1,1262)	1:B:7:ASP:H	1:B:7:ASP:HB2	5	0.86

*Continued on next page...*



*Continued from previous page...*

Key	Atom-1	Atom-2	Model ID	Violation (Å)
(1,125)	1:A:30:SER:H	1:A:30:SER:HB2	14	0.86
(1,1232)	1:A:217:LYS:H	1:A:217:LYS:HG2	8	0.86
(1,1204)	1:A:210:ALA:H	1:A:210:ALA:HB1	15	0.86
(1,1204)	1:A:210:ALA:H	1:A:210:ALA:HB2	15	0.86
(1,1204)	1:A:210:ALA:H	1:A:210:ALA:HB3	15	0.86
(1,1179)	1:A:206:ALA:H	1:A:206:ALA:HB1	6	0.86
(1,1179)	1:A:206:ALA:H	1:A:206:ALA:HB2	6	0.86
(1,1179)	1:A:206:ALA:H	1:A:206:ALA:HB3	6	0.86
(1,1167)	1:A:204:MET:HE1	1:A:157:LEU:HG	14	0.86
(1,1167)	1:A:204:MET:HE2	1:A:157:LEU:HG	14	0.86
(1,1167)	1:A:204:MET:HE3	1:A:157:LEU:HG	14	0.86
(1,1149)	1:A:202:SER:H	1:A:202:SER:HB2	13	0.86
(1,1001)	1:A:182:GLY:H	1:A:181:ALA:HB1	13	0.86
(1,1001)	1:A:182:GLY:H	1:A:181:ALA:HB2	13	0.86
(1,1001)	1:A:182:GLY:H	1:A:181:ALA:HB3	13	0.86
(1,95)	1:A:23:THR:H	1:A:23:THR:HG21	13	0.85
(1,95)	1:A:23:THR:H	1:A:23:THR:HG22	13	0.85
(1,95)	1:A:23:THR:H	1:A:23:THR:HG23	13	0.85
(1,934)	1:A:170:ARG:HB3	1:A:171:GLY:H	2	0.85
(1,927)	1:A:169:LEU:H	1:A:169:LEU:HB2	3	0.85
(1,927)	1:A:169:LEU:H	1:A:169:LEU:HB2	9	0.85
(1,864)	1:A:160:ASN:H	1:A:160:ASN:HB2	1	0.85
(1,864)	1:A:160:ASN:H	1:A:160:ASN:HB2	6	0.85
(1,775)	1:A:150:ASN:H	1:A:150:ASN:HB2	15	0.85
(1,747)	1:A:139:ASN:H	1:A:139:ASN:HB2	12	0.85
(1,70)	1:A:16:ALA:H	1:A:16:ALA:HB1	4	0.85
(1,70)	1:A:16:ALA:H	1:A:16:ALA:HB2	4	0.85
(1,70)	1:A:16:ALA:H	1:A:16:ALA:HB3	4	0.85
(1,70)	1:A:16:ALA:H	1:A:16:ALA:HB1	10	0.85
(1,70)	1:A:16:ALA:H	1:A:16:ALA:HB2	10	0.85
(1,70)	1:A:16:ALA:H	1:A:16:ALA:HB3	10	0.85
(1,691)	1:A:127:ASN:H	1:A:127:ASN:HB2	2	0.85
(1,672)	1:A:121:LEU:H	1:A:122:GLN:H	6	0.85
(1,64)	1:A:15:ASN:H	1:A:15:ASN:HB2	11	0.85
(1,608)	1:A:114:PHE:H	1:A:114:PHE:HB2	7	0.85
(1,595)	1:A:111:ILE:HD11	1:A:163:ASN:HD21	13	0.85
(1,595)	1:A:111:ILE:HD11	1:A:163:ASN:HD22	13	0.85
(1,595)	1:A:111:ILE:HD12	1:A:163:ASN:HD21	13	0.85
(1,595)	1:A:111:ILE:HD12	1:A:163:ASN:HD22	13	0.85
(1,595)	1:A:111:ILE:HD13	1:A:163:ASN:HD21	13	0.85
(1,595)	1:A:111:ILE:HD13	1:A:163:ASN:HD22	13	0.85
(1,581)	1:A:110:GLY:H	1:A:111:ILE:H	2	0.85

*Continued on next page...*



*Continued from previous page...*

Key	Atom-1	Atom-2	Model ID	Violation (Å)
(1,581)	1:A:110:GLY:H	1:A:111:ILE:H	4	0.85
(1,581)	1:A:110:GLY:H	1:A:111:ILE:H	7	0.85
(1,581)	1:A:110:GLY:H	1:A:111:ILE:H	9	0.85
(1,581)	1:A:110:GLY:H	1:A:111:ILE:H	14	0.85
(1,56)	1:A:14:ALA:HB1	1:A:14:ALA:H	14	0.85
(1,56)	1:A:14:ALA:HB2	1:A:14:ALA:H	14	0.85
(1,56)	1:A:14:ALA:HB3	1:A:14:ALA:H	14	0.85
(1,466)	1:A:81:LEU:H	1:A:81:LEU:HB2	6	0.85
(1,313)	1:A:59:HIS:H	1:A:59:HIS:HB2	4	0.85
(1,292)	1:A:56:ALA:H	1:A:56:ALA:HB1	3	0.85
(1,292)	1:A:56:ALA:H	1:A:56:ALA:HB2	3	0.85
(1,292)	1:A:56:ALA:H	1:A:56:ALA:HB3	3	0.85
(1,271)	1:A:53:VAL:H	1:A:52:HIS:HB2	1	0.85
(1,2573)	1:B:93:TRP:HE1	1:A:175:THR:HG21	14	0.85
(1,2573)	1:B:93:TRP:HE1	1:A:175:THR:HG22	14	0.85
(1,2573)	1:B:93:TRP:HE1	1:A:175:THR:HG23	14	0.85
(1,2551)	1:B:67:GLY:H	1:A:66:LYS:HB2	4	0.85
(1,2551)	1:B:67:GLY:H	1:A:66:LYS:HB3	4	0.85
(1,2423)	1:B:206:ALA:H	1:B:206:ALA:HB1	4	0.85
(1,2423)	1:B:206:ALA:H	1:B:206:ALA:HB2	4	0.85
(1,2423)	1:B:206:ALA:H	1:B:206:ALA:HB3	4	0.85
(1,2423)	1:B:206:ALA:H	1:B:206:ALA:HB1	13	0.85
(1,2423)	1:B:206:ALA:H	1:B:206:ALA:HB2	13	0.85
(1,2423)	1:B:206:ALA:H	1:B:206:ALA:HB3	13	0.85
(1,2423)	1:B:206:ALA:H	1:B:206:ALA:HB1	14	0.85
(1,2423)	1:B:206:ALA:H	1:B:206:ALA:HB2	14	0.85
(1,2423)	1:B:206:ALA:H	1:B:206:ALA:HB3	14	0.85
(1,2423)	1:B:206:ALA:H	1:B:206:ALA:HB1	15	0.85
(1,2423)	1:B:206:ALA:H	1:B:206:ALA:HB2	15	0.85
(1,2423)	1:B:206:ALA:H	1:B:206:ALA:HB3	15	0.85
(1,24)	1:A:8:LYS:H	1:A:8:LYS:HD2	12	0.85
(1,2354)	1:B:196:LYS:H	1:B:196:LYS:HB2	1	0.85
(1,2346)	1:B:195:LEU:H	1:B:195:LEU:HG	8	0.85
(1,2332)	1:B:190:LYS:H	1:B:191:SER:H	1	0.85
(1,2332)	1:B:190:LYS:H	1:B:191:SER:H	3	0.85
(1,2330)	1:B:190:LYS:HD2	1:B:191:SER:H	12	0.85
(1,2279)	1:B:185:THR:H	1:B:185:THR:HG21	1	0.85
(1,2279)	1:B:185:THR:H	1:B:185:THR:HG22	1	0.85
(1,2279)	1:B:185:THR:H	1:B:185:THR:HG23	1	0.85
(1,2223)	1:B:179:ILE:H	1:B:179:ILE:HG12	7	0.85
(1,2147)	1:B:165:THR:H	1:B:165:THR:HG21	13	0.85
(1,2147)	1:B:165:THR:H	1:B:165:THR:HG22	13	0.85

*Continued on next page...*

*Continued from previous page...*

Key	Atom-1	Atom-2	Model ID	Violation (Å)
(1,2147)	1:B:165:THR:H	1:B:165:THR:HG23	13	0.85
(1,2069)	1:B:156:ALA:H	1:B:156:ALA:HB1	5	0.85
(1,2069)	1:B:156:ALA:H	1:B:156:ALA:HB2	5	0.85
(1,2069)	1:B:156:ALA:H	1:B:156:ALA:HB3	5	0.85
(1,2008)	1:B:147:PHE:H	1:B:147:PHE:HE1	8	0.85
(1,2008)	1:B:147:PHE:H	1:B:147:PHE:HE2	8	0.85
(1,1998)	1:B:141:ILE:H	1:B:141:ILE:HG21	4	0.85
(1,1998)	1:B:141:ILE:H	1:B:141:ILE:HG22	4	0.85
(1,1998)	1:B:141:ILE:H	1:B:141:ILE:HG23	4	0.85
(1,1982)	1:B:137:VAL:H	1:B:137:VAL:HG11	2	0.85
(1,1982)	1:B:137:VAL:H	1:B:137:VAL:HG12	2	0.85
(1,1982)	1:B:137:VAL:H	1:B:137:VAL:HG13	2	0.85
(1,1885)	1:B:118:MET:H	1:B:118:MET:HB2	6	0.85
(1,1874)	1:B:117:MET:HE1	1:B:116:GLY:H	4	0.85
(1,1874)	1:B:117:MET:HE2	1:B:116:GLY:H	4	0.85
(1,1874)	1:B:117:MET:HE3	1:B:116:GLY:H	4	0.85
(1,1825)	1:B:110:GLY:H	1:B:111:ILE:H	12	0.85
(1,181)	1:A:37:PHE:H	1:A:36:GLY:H	6	0.85
(1,172)	1:A:36:GLY:H	1:A:35:LEU:H	13	0.85
(1,1658)	1:B:75:GLU:H	1:B:73:LEU:HD11	15	0.85
(1,1658)	1:B:75:GLU:H	1:B:73:LEU:HD12	15	0.85
(1,1658)	1:B:75:GLU:H	1:B:73:LEU:HD13	15	0.85
(1,1621)	1:B:70:TYR:H	1:B:70:TYR:HB2	13	0.85
(1,1586)	1:B:66:LYS:H	1:B:66:LYS:HB2	10	0.85
(1,1517)	1:B:53:VAL:H	1:B:53:VAL:HG11	10	0.85
(1,1517)	1:B:53:VAL:H	1:B:53:VAL:HG12	10	0.85
(1,1517)	1:B:53:VAL:H	1:B:53:VAL:HG13	10	0.85
(1,1493)	1:B:46:SER:H	1:B:46:SER:HB2	3	0.85
(1,1489)	1:B:45:ILE:HG21	1:B:46:SER:H	9	0.85
(1,1489)	1:B:45:ILE:HG22	1:B:46:SER:H	9	0.85
(1,1489)	1:B:45:ILE:HG23	1:B:46:SER:H	9	0.85
(1,1351)	1:B:27:LYS:H	1:B:26:PRO:HG2	10	0.85
(1,1347)	1:B:25:LYS:H	1:B:25:LYS:HD2	4	0.85
(1,1331)	1:B:21:GLN:H	1:B:22:ASP:H	10	0.85
(1,1300)	1:B:14:ALA:HB1	1:B:14:ALA:H	5	0.85
(1,1300)	1:B:14:ALA:HB2	1:B:14:ALA:H	5	0.85
(1,1300)	1:B:14:ALA:HB3	1:B:14:ALA:H	5	0.85
(1,1300)	1:B:14:ALA:HB1	1:B:14:ALA:H	9	0.85
(1,1300)	1:B:14:ALA:HB2	1:B:14:ALA:H	9	0.85
(1,1300)	1:B:14:ALA:HB3	1:B:14:ALA:H	9	0.85
(1,1293)	1:B:13:ASP:H	1:B:13:ASP:HB2	3	0.85
(1,1281)	1:B:11:THR:H	1:B:12:ASP:H	7	0.85

*Continued on next page...*

*Continued from previous page...*

Key	Atom-1	Atom-2	Model ID	Violation (Å)
(1,1268)	1:B:8:LYS:H	1:B:8:LYS:HD2	12	0.85
(1,1250)	1:B:5:PHE:HB2	1:B:5:PHE:H	1	0.85
(1,1236)	1:A:218:ARG:H	1:A:218:ARG:HB2	9	0.85
(1,1204)	1:A:210:ALA:H	1:A:210:ALA:HB1	2	0.85
(1,1204)	1:A:210:ALA:H	1:A:210:ALA:HB2	2	0.85
(1,1204)	1:A:210:ALA:H	1:A:210:ALA:HB3	2	0.85
(1,1179)	1:A:206:ALA:H	1:A:206:ALA:HB1	3	0.85
(1,1179)	1:A:206:ALA:H	1:A:206:ALA:HB2	3	0.85
(1,1179)	1:A:206:ALA:H	1:A:206:ALA:HB3	3	0.85
(1,1179)	1:A:206:ALA:H	1:A:206:ALA:HB1	4	0.85
(1,1179)	1:A:206:ALA:H	1:A:206:ALA:HB2	4	0.85
(1,1179)	1:A:206:ALA:H	1:A:206:ALA:HB3	4	0.85
(1,1179)	1:A:206:ALA:H	1:A:206:ALA:HB1	11	0.85
(1,1179)	1:A:206:ALA:H	1:A:206:ALA:HB2	11	0.85
(1,1179)	1:A:206:ALA:H	1:A:206:ALA:HB3	11	0.85
(1,1179)	1:A:206:ALA:H	1:A:206:ALA:HB1	14	0.85
(1,1179)	1:A:206:ALA:H	1:A:206:ALA:HB2	14	0.85
(1,1179)	1:A:206:ALA:H	1:A:206:ALA:HB3	14	0.85
(1,1142)	1:A:201:SER:H	1:A:201:SER:HB2	10	0.85
(1,1041)	1:A:186:GLY:H	1:A:185:THR:HG1	14	0.85
(1,980)	1:A:179:ILE:HG21	1:A:180:GLY:H	2	0.84
(1,980)	1:A:179:ILE:HG22	1:A:180:GLY:H	2	0.84
(1,980)	1:A:179:ILE:HG23	1:A:180:GLY:H	2	0.84
(1,976)	1:A:179:ILE:H	1:A:179:ILE:HB	5	0.84
(1,975)	1:A:179:ILE:H	1:A:179:ILE:HG21	2	0.84
(1,975)	1:A:179:ILE:H	1:A:179:ILE:HG22	2	0.84
(1,975)	1:A:179:ILE:H	1:A:179:ILE:HG23	2	0.84
(1,934)	1:A:170:ARG:HB3	1:A:171:GLY:H	3	0.84
(1,927)	1:A:169:LEU:H	1:A:169:LEU:HB2	6	0.84
(1,78)	1:A:19:GLY:H	1:A:18:VAL:H	7	0.84
(1,722)	1:A:135:ASN:H	1:A:135:ASN:HB2	6	0.84
(1,70)	1:A:16:ALA:H	1:A:16:ALA:HB1	5	0.84
(1,70)	1:A:16:ALA:H	1:A:16:ALA:HB2	5	0.84
(1,70)	1:A:16:ALA:H	1:A:16:ALA:HB3	5	0.84
(1,693)	1:A:128:SER:H	1:A:128:SER:HB2	8	0.84
(1,691)	1:A:127:ASN:H	1:A:127:ASN:HB2	7	0.84
(1,66)	1:A:15:ASN:HB3	1:A:16:ALA:H	14	0.84
(1,617)	1:A:115:SER:H	1:A:115:SER:HB2	6	0.84
(1,612)	1:A:114:PHE:HB2	1:A:115:SER:H	10	0.84
(1,581)	1:A:110:GLY:H	1:A:111:ILE:H	5	0.84
(1,56)	1:A:14:ALA:HB1	1:A:14:ALA:H	7	0.84
(1,56)	1:A:14:ALA:HB2	1:A:14:ALA:H	7	0.84

*Continued on next page...*

*Continued from previous page...*

Key	Atom-1	Atom-2	Model ID	Violation (Å)
(1,56)	1:A:14:ALA:HB3	1:A:14:ALA:H	7	0.84
(1,543)	1:A:104:VAL:HG11	1:A:167:ASP:H	3	0.84
(1,543)	1:A:104:VAL:HG12	1:A:167:ASP:H	3	0.84
(1,543)	1:A:104:VAL:HG13	1:A:167:ASP:H	3	0.84
(1,543)	1:A:104:VAL:HG11	1:A:167:ASP:H	12	0.84
(1,543)	1:A:104:VAL:HG12	1:A:167:ASP:H	12	0.84
(1,543)	1:A:104:VAL:HG13	1:A:167:ASP:H	12	0.84
(1,543)	1:A:104:VAL:HG11	1:A:167:ASP:H	14	0.84
(1,543)	1:A:104:VAL:HG12	1:A:167:ASP:H	14	0.84
(1,543)	1:A:104:VAL:HG13	1:A:167:ASP:H	14	0.84
(1,472)	1:A:82:GLU:H	1:A:82:GLU:HB2	15	0.84
(1,453)	1:A:80:SER:H	1:A:77:GLN:HB2	2	0.84
(1,41)	1:A:12:ASP:H	1:A:12:ASP:HB3	12	0.84
(1,405)	1:A:74:GLU:H	1:A:73:LEU:HB3	12	0.84
(1,394)	1:A:72:ASP:H	1:A:72:ASP:HB2	7	0.84
(1,335)	1:A:65:ASP:H	1:A:65:ASP:HB2	3	0.84
(1,318)	1:A:63:GLY:H	1:A:64:LEU:H	5	0.84
(1,2615)	2:C:9:ARG:HE	1:A:76:GLU:H	11	0.84
(1,2615)	2:C:9:ARG:HE	1:B:76:GLU:H	11	0.84
(1,26)	1:A:9:THR:H	1:A:8:LYS:HD2	3	0.84
(1,2572)	1:B:88:ILE:HD11	1:A:172:LYS:HD2	1	0.84
(1,2572)	1:B:88:ILE:HD11	1:A:172:LYS:HD3	1	0.84
(1,2572)	1:B:88:ILE:HD12	1:A:172:LYS:HD2	1	0.84
(1,2572)	1:B:88:ILE:HD12	1:A:172:LYS:HD3	1	0.84
(1,2572)	1:B:88:ILE:HD13	1:A:172:LYS:HD2	1	0.84
(1,2572)	1:B:88:ILE:HD13	1:A:172:LYS:HD3	1	0.84
(1,25)	1:A:9:THR:H	1:A:7:ASP:HA	14	0.84
(1,2490)	2:C:2:LEU:H	2:C:3:SER:H	6	0.84
(1,2448)	1:B:210:ALA:H	1:B:210:ALA:HB1	1	0.84
(1,2448)	1:B:210:ALA:H	1:B:210:ALA:HB2	1	0.84
(1,2448)	1:B:210:ALA:H	1:B:210:ALA:HB3	1	0.84
(1,2448)	1:B:210:ALA:H	1:B:210:ALA:HB1	5	0.84
(1,2448)	1:B:210:ALA:H	1:B:210:ALA:HB2	5	0.84
(1,2448)	1:B:210:ALA:H	1:B:210:ALA:HB3	5	0.84
(1,2354)	1:B:196:LYS:H	1:B:196:LYS:HB2	4	0.84
(1,2354)	1:B:196:LYS:H	1:B:196:LYS:HB2	12	0.84
(1,2322)	1:B:189:PHE:H	1:B:189:PHE:HD1	7	0.84
(1,2322)	1:B:189:PHE:H	1:B:189:PHE:HD2	7	0.84
(1,2280)	1:B:185:THR:H	1:B:185:THR:HG1	13	0.84
(1,2224)	1:B:179:ILE:HG21	1:B:180:GLY:H	10	0.84
(1,2224)	1:B:179:ILE:HG22	1:B:180:GLY:H	10	0.84
(1,2224)	1:B:179:ILE:HG23	1:B:180:GLY:H	10	0.84

*Continued on next page...*

*Continued from previous page...*

Key	Atom-1	Atom-2	Model ID	Violation (Å)
(1,2085)	1:B:157:LEU:HD11	1:B:204:MET:HG2	13	0.84
(1,2085)	1:B:157:LEU:HD11	1:B:204:MET:HG3	13	0.84
(1,2085)	1:B:157:LEU:HD12	1:B:204:MET:HG2	13	0.84
(1,2085)	1:B:157:LEU:HD12	1:B:204:MET:HG3	13	0.84
(1,2085)	1:B:157:LEU:HD13	1:B:204:MET:HG2	13	0.84
(1,2085)	1:B:157:LEU:HD13	1:B:204:MET:HG3	13	0.84
(1,2085)	1:B:157:LEU:HD21	1:B:204:MET:HG2	13	0.84
(1,2085)	1:B:157:LEU:HD21	1:B:204:MET:HG3	13	0.84
(1,2085)	1:B:157:LEU:HD22	1:B:204:MET:HG2	13	0.84
(1,2085)	1:B:157:LEU:HD22	1:B:204:MET:HG3	13	0.84
(1,2085)	1:B:157:LEU:HD23	1:B:204:MET:HG2	13	0.84
(1,2085)	1:B:157:LEU:HD23	1:B:204:MET:HG3	13	0.84
(1,2084)	1:B:157:LEU:HD11	1:B:204:MET:HB2	2	0.84
(1,2084)	1:B:157:LEU:HD11	1:B:204:MET:HB3	2	0.84
(1,2084)	1:B:157:LEU:HD12	1:B:204:MET:HB2	2	0.84
(1,2084)	1:B:157:LEU:HD12	1:B:204:MET:HB3	2	0.84
(1,2084)	1:B:157:LEU:HD13	1:B:204:MET:HB2	2	0.84
(1,2084)	1:B:157:LEU:HD13	1:B:204:MET:HB3	2	0.84
(1,2084)	1:B:157:LEU:HD21	1:B:204:MET:HB2	2	0.84
(1,2084)	1:B:157:LEU:HD21	1:B:204:MET:HB3	2	0.84
(1,2084)	1:B:157:LEU:HD22	1:B:204:MET:HB2	2	0.84
(1,2084)	1:B:157:LEU:HD22	1:B:204:MET:HB3	2	0.84
(1,2084)	1:B:157:LEU:HD23	1:B:204:MET:HB2	2	0.84
(1,2084)	1:B:157:LEU:HD23	1:B:204:MET:HB3	2	0.84
(1,2069)	1:B:156:ALA:H	1:B:156:ALA:HB1	3	0.84
(1,2069)	1:B:156:ALA:H	1:B:156:ALA:HB2	3	0.84
(1,2069)	1:B:156:ALA:H	1:B:156:ALA:HB3	3	0.84
(1,203)	1:A:40:ASN:H	1:A:40:ASN:HB2	4	0.84
(1,2003)	1:B:144:ARG:H	1:B:144:ARG:HB2	8	0.84
(1,194)	1:A:38:GLU:H	1:A:38:GLU:HB2	1	0.84
(1,1929)	1:B:124:ILE:H	1:B:124:ILE:HG12	15	0.84
(1,1916)	1:B:121:LEU:H	1:B:122:GLN:H	4	0.84
(1,1856)	1:B:114:PHE:HB2	1:B:115:SER:H	7	0.84
(1,1855)	1:B:114:PHE:HB3	1:B:115:SER:H	10	0.84
(1,1825)	1:B:110:GLY:H	1:B:111:ILE:H	9	0.84
(1,1764)	1:B:99:TYR:H	1:B:99:TYR:HB2	13	0.84
(1,1716)	1:B:82:GLU:H	1:B:82:GLU:HB2	9	0.84
(1,1621)	1:B:70:TYR:H	1:B:70:TYR:HB2	2	0.84
(1,1586)	1:B:66:LYS:H	1:B:66:LYS:HB2	5	0.84
(1,1499)	1:B:49:GLY:H	1:B:48:PRO:HB2	6	0.84
(1,1458)	1:B:41:ILE:H	1:B:41:ILE:HG12	10	0.84
(1,1430)	1:B:37:PHE:H	1:B:37:PHE:HB3	2	0.84

*Continued on next page...*

*Continued from previous page...*

Key	Atom-1	Atom-2	Model ID	Violation (Å)
(1,1422)	1:B:37:PHE:H	1:B:35:LEU:HG	2	0.84
(1,1406)	1:B:34:SER:H	1:B:34:SER:HB2	4	0.84
(1,1394)	1:B:33:GLN:H	1:B:33:GLN:HB2	5	0.84
(1,1358)	1:B:28:GLU:H	1:B:28:GLU:HB2	7	0.84
(1,1351)	1:B:27:LYS:H	1:B:26:PRO:HG2	9	0.84
(1,1336)	1:B:22:ASP:H	1:B:23:THR:H	7	0.84
(1,1300)	1:B:14:ALA:HB1	1:B:14:ALA:H	8	0.84
(1,1300)	1:B:14:ALA:HB2	1:B:14:ALA:H	8	0.84
(1,1300)	1:B:14:ALA:HB3	1:B:14:ALA:H	8	0.84
(1,1287)	1:B:12:ASP:H	1:B:12:ASP:HB2	11	0.84
(1,1269)	1:B:9:THR:H	1:B:7:ASP:HA	10	0.84
(1,125)	1:A:30:SER:H	1:A:30:SER:HB2	1	0.84
(1,1236)	1:A:218:ARG:H	1:A:218:ARG:HB2	8	0.84
(1,1204)	1:A:210:ALA:H	1:A:210:ALA:HB1	10	0.84
(1,1204)	1:A:210:ALA:H	1:A:210:ALA:HB2	10	0.84
(1,1204)	1:A:210:ALA:H	1:A:210:ALA:HB3	10	0.84
(1,1164)	1:A:204:MET:HE1	1:A:160:ASN:HD21	15	0.84
(1,1164)	1:A:204:MET:HE1	1:A:160:ASN:HD22	15	0.84
(1,1164)	1:A:204:MET:HE2	1:A:160:ASN:HD21	15	0.84
(1,1164)	1:A:204:MET:HE2	1:A:160:ASN:HD22	15	0.84
(1,1164)	1:A:204:MET:HE3	1:A:160:ASN:HD21	15	0.84
(1,1164)	1:A:204:MET:HE3	1:A:160:ASN:HD22	15	0.84
(1,114)	1:A:28:GLU:H	1:A:28:GLU:HB2	4	0.84
(1,103)	1:A:25:LYS:H	1:A:25:LYS:HD2	8	0.84
(2,131)	1:A:165:THR:H	1:B:188:LEU:H	12	0.83
(1,975)	1:A:179:ILE:H	1:A:179:ILE:HG21	12	0.83
(1,975)	1:A:179:ILE:H	1:A:179:ILE:HG22	12	0.83
(1,975)	1:A:179:ILE:H	1:A:179:ILE:HG23	12	0.83
(1,975)	1:A:179:ILE:H	1:A:179:ILE:HG21	13	0.83
(1,975)	1:A:179:ILE:H	1:A:179:ILE:HG22	13	0.83
(1,975)	1:A:179:ILE:H	1:A:179:ILE:HG23	13	0.83
(1,775)	1:A:150:ASN:H	1:A:150:ASN:HB2	9	0.83
(1,774)	1:A:150:ASN:H	1:A:150:ASN:HD21	14	0.83
(1,716)	1:A:134:LEU:H	1:A:134:LEU:HB2	13	0.83
(1,641)	1:A:118:MET:H	1:A:118:MET:HB2	14	0.83
(1,590)	1:A:111:ILE:H	1:A:111:ILE:HB	10	0.83
(1,56)	1:A:14:ALA:HB1	1:A:14:ALA:H	3	0.83
(1,56)	1:A:14:ALA:HB2	1:A:14:ALA:H	3	0.83
(1,56)	1:A:14:ALA:HB3	1:A:14:ALA:H	3	0.83
(1,543)	1:A:104:VAL:HG11	1:A:167:ASP:H	13	0.83
(1,543)	1:A:104:VAL:HG12	1:A:167:ASP:H	13	0.83
(1,543)	1:A:104:VAL:HG13	1:A:167:ASP:H	13	0.83

*Continued on next page...*



*Continued from previous page...*

Key	Atom-1	Atom-2	Model ID	Violation (Å)
(1,517)	1:A:96:ASP:H	1:A:97:LEU:HD11	12	0.83
(1,517)	1:A:96:ASP:H	1:A:97:LEU:HD12	12	0.83
(1,517)	1:A:96:ASP:H	1:A:97:LEU:HD13	12	0.83
(1,497)	1:A:90:SER:H	1:A:90:SER:HB2	5	0.83
(1,417)	1:A:75:GLU:H	1:A:75:GLU:HB2	15	0.83
(1,414)	1:A:75:GLU:H	1:A:73:LEU:HD11	4	0.83
(1,414)	1:A:75:GLU:H	1:A:73:LEU:HD12	4	0.83
(1,414)	1:A:75:GLU:H	1:A:73:LEU:HD13	4	0.83
(1,41)	1:A:12:ASP:H	1:A:12:ASP:HB3	15	0.83
(1,405)	1:A:74:GLU:H	1:A:73:LEU:HB3	14	0.83
(1,377)	1:A:70:TYR:H	1:A:70:TYR:HB2	9	0.83
(1,318)	1:A:63:GLY:H	1:A:64:LEU:H	14	0.83
(1,267)	1:A:52:HIS:HB2	1:A:52:HIS:H	5	0.83
(1,2604)	2:C:7:SER:H	1:A:76:GLU:HG2	9	0.83
(1,2604)	2:C:7:SER:H	1:A:76:GLU:HG3	9	0.83
(1,2604)	2:C:7:SER:H	1:B:76:GLU:HG2	9	0.83
(1,2604)	2:C:7:SER:H	1:B:76:GLU:HG3	9	0.83
(1,2543)	1:A:116:GLY:H	1:B:189:PHE:HB2	12	0.83
(1,2543)	1:A:116:GLY:H	1:B:189:PHE:HB3	12	0.83
(1,245)	1:A:45:ILE:HG21	1:A:46:SER:H	10	0.83
(1,245)	1:A:45:ILE:HG22	1:A:46:SER:H	10	0.83
(1,245)	1:A:45:ILE:HG23	1:A:46:SER:H	10	0.83
(1,2332)	1:B:190:LYS:H	1:B:191:SER:H	11	0.83
(1,2266)	1:B:184:LEU:H	1:B:184:LEU:HB2	15	0.83
(1,2219)	1:B:179:ILE:H	1:B:179:ILE:HG21	15	0.83
(1,2219)	1:B:179:ILE:H	1:B:179:ILE:HG22	15	0.83
(1,2219)	1:B:179:ILE:H	1:B:179:ILE:HG23	15	0.83
(1,2142)	1:B:164:SER:H	1:B:211:VAL:HB	10	0.83
(1,2142)	1:B:164:SER:H	1:B:211:VAL:HB	15	0.83
(1,2108)	1:B:160:ASN:H	1:B:160:ASN:HB2	14	0.83
(1,2084)	1:B:157:LEU:HD11	1:B:204:MET:HB2	13	0.83
(1,2084)	1:B:157:LEU:HD11	1:B:204:MET:HB3	13	0.83
(1,2084)	1:B:157:LEU:HD12	1:B:204:MET:HB2	13	0.83
(1,2084)	1:B:157:LEU:HD12	1:B:204:MET:HB3	13	0.83
(1,2084)	1:B:157:LEU:HD13	1:B:204:MET:HB2	13	0.83
(1,2084)	1:B:157:LEU:HD13	1:B:204:MET:HB3	13	0.83
(1,2084)	1:B:157:LEU:HD21	1:B:204:MET:HB2	13	0.83
(1,2084)	1:B:157:LEU:HD21	1:B:204:MET:HB3	13	0.83
(1,2084)	1:B:157:LEU:HD22	1:B:204:MET:HB2	13	0.83
(1,2084)	1:B:157:LEU:HD22	1:B:204:MET:HB3	13	0.83
(1,2084)	1:B:157:LEU:HD23	1:B:204:MET:HB2	13	0.83
(1,2084)	1:B:157:LEU:HD23	1:B:204:MET:HB3	13	0.83

*Continued on next page...*



*Continued from previous page...*

Key	Atom-1	Atom-2	Model ID	Violation (Å)
(1,2009)	1:B:147:PHE:H	1:B:147:PHE:HB2	6	0.83
(1,200)	1:A:40:ASN:H	1:A:39:PRO:HG2	6	0.83
(1,1993)	1:B:140:HIS:H	1:B:140:HIS:HB2	6	0.83
(1,1937)	1:B:128:SER:H	1:B:128:SER:HB2	6	0.83
(1,1923)	1:B:122:GLN:H	1:B:122:GLN:HB2	1	0.83
(1,1890)	1:B:118:MET:HE1	1:B:156:ALA:H	13	0.83
(1,1890)	1:B:118:MET:HE2	1:B:156:ALA:H	13	0.83
(1,1890)	1:B:118:MET:HE3	1:B:156:ALA:H	13	0.83
(1,1825)	1:B:110:GLY:H	1:B:111:ILE:H	5	0.83
(1,1825)	1:B:110:GLY:H	1:B:111:ILE:H	15	0.83
(1,1787)	1:B:104:VAL:HG11	1:B:167:ASP:H	8	0.83
(1,1787)	1:B:104:VAL:HG12	1:B:167:ASP:H	8	0.83
(1,1787)	1:B:104:VAL:HG13	1:B:167:ASP:H	8	0.83
(1,1783)	1:B:104:VAL:HG21	1:B:170:ARG:HE	15	0.83
(1,1783)	1:B:104:VAL:HG22	1:B:170:ARG:HE	15	0.83
(1,1783)	1:B:104:VAL:HG23	1:B:170:ARG:HE	15	0.83
(1,1698)	1:B:80:SER:H	1:B:78:LEU:HB2	8	0.83
(1,1662)	1:B:75:GLU:H	1:B:75:GLU:HG2	9	0.83
(1,1650)	1:B:74:GLU:H	1:B:74:GLU:HG2	14	0.83
(1,1627)	1:B:71:LEU:H	1:B:71:LEU:HB2	4	0.83
(1,1548)	1:B:58:LEU:H	1:B:58:LEU:HB2	10	0.83
(1,150)	1:A:33:GLN:H	1:A:33:GLN:HB2	2	0.83
(1,150)	1:A:33:GLN:H	1:A:33:GLN:HB2	4	0.83
(1,150)	1:A:33:GLN:H	1:A:33:GLN:HB2	5	0.83
(1,1499)	1:B:49:GLY:H	1:B:48:PRO:HB2	1	0.83
(1,1499)	1:B:49:GLY:H	1:B:48:PRO:HB2	4	0.83
(1,1376)	1:B:31:LEU:H	1:B:31:LEU:HB2	3	0.83
(1,1376)	1:B:31:LEU:H	1:B:31:LEU:HB2	5	0.83
(1,132)	1:A:31:LEU:H	1:A:31:LEU:HB2	13	0.83
(1,1314)	1:B:16:ALA:H	1:B:16:ALA:HB1	6	0.83
(1,1314)	1:B:16:ALA:H	1:B:16:ALA:HB2	6	0.83
(1,1314)	1:B:16:ALA:H	1:B:16:ALA:HB3	6	0.83
(1,1300)	1:B:14:ALA:HB1	1:B:14:ALA:H	12	0.83
(1,1300)	1:B:14:ALA:HB2	1:B:14:ALA:H	12	0.83
(1,1300)	1:B:14:ALA:HB3	1:B:14:ALA:H	12	0.83
(1,1258)	1:B:6:GLY:H	1:B:7:ASP:H	4	0.83
(1,1255)	1:B:6:GLY:H	1:B:5:PHE:H	3	0.83
(1,1239)	1:A:219:LEU:H	1:A:219:LEU:HB2	5	0.83
(1,1236)	1:A:218:ARG:H	1:A:218:ARG:HB2	5	0.83
(1,1232)	1:A:217:LYS:H	1:A:217:LYS:HG2	11	0.83
(1,1059)	1:A:188:LEU:H	1:A:188:LEU:HD11	6	0.83
(1,1059)	1:A:188:LEU:H	1:A:188:LEU:HD12	6	0.83

*Continued on next page...*

*Continued from previous page...*

Key	Atom-1	Atom-2	Model ID	Violation (Å)
(1,1059)	1:A:188:LEU:H	1:A:188:LEU:HD13	6	0.83
(1,1001)	1:A:182:GLY:H	1:A:181:ALA:HB1	7	0.83
(1,1001)	1:A:182:GLY:H	1:A:181:ALA:HB2	7	0.83
(1,1001)	1:A:182:GLY:H	1:A:181:ALA:HB3	7	0.83
(2,373)	1:B:165:THR:H	1:A:188:LEU:H	4	0.82
(1,976)	1:A:179:ILE:H	1:A:179:ILE:HB	9	0.82
(1,975)	1:A:179:ILE:H	1:A:179:ILE:HG21	4	0.82
(1,975)	1:A:179:ILE:H	1:A:179:ILE:HG22	4	0.82
(1,975)	1:A:179:ILE:H	1:A:179:ILE:HG23	4	0.82
(1,938)	1:A:172:LYS:H	1:A:171:GLY:HA3	3	0.82
(1,938)	1:A:172:LYS:H	1:A:171:GLY:HA3	7	0.82
(1,938)	1:A:172:LYS:H	1:A:171:GLY:HA3	8	0.82
(1,934)	1:A:170:ARG:HB3	1:A:171:GLY:H	15	0.82
(1,89)	1:A:22:ASP:H	1:A:22:ASP:HB2	7	0.82
(1,818)	1:A:155:LEU:HD21	1:A:118:MET:HG2	11	0.82
(1,818)	1:A:155:LEU:HD21	1:A:118:MET:HG3	11	0.82
(1,818)	1:A:155:LEU:HD22	1:A:118:MET:HG2	11	0.82
(1,818)	1:A:155:LEU:HD22	1:A:118:MET:HG3	11	0.82
(1,818)	1:A:155:LEU:HD23	1:A:118:MET:HG2	11	0.82
(1,818)	1:A:155:LEU:HD23	1:A:118:MET:HG3	11	0.82
(1,775)	1:A:150:ASN:H	1:A:150:ASN:HB2	13	0.82
(1,691)	1:A:127:ASN:H	1:A:127:ASN:HB2	14	0.82
(1,672)	1:A:121:LEU:H	1:A:122:GLN:H	4	0.82
(1,641)	1:A:118:MET:H	1:A:118:MET:HB2	12	0.82
(1,611)	1:A:114:PHE:HB3	1:A:115:SER:H	7	0.82
(1,6)	1:A:5:PHE:HB2	1:A:5:PHE:H	9	0.82
(1,6)	1:A:5:PHE:HB2	1:A:5:PHE:H	14	0.82
(1,581)	1:A:110:GLY:H	1:A:111:ILE:H	15	0.82
(1,558)	1:A:106:LEU:H	1:A:106:LEU:HD11	2	0.82
(1,558)	1:A:106:LEU:H	1:A:106:LEU:HD12	2	0.82
(1,558)	1:A:106:LEU:H	1:A:106:LEU:HD13	2	0.82
(1,557)	1:A:106:LEU:H	1:A:106:LEU:HB2	13	0.82
(1,409)	1:A:74:GLU:H	1:A:74:GLU:HB2	4	0.82
(1,409)	1:A:74:GLU:H	1:A:74:GLU:HB2	9	0.82
(1,304)	1:A:58:LEU:H	1:A:58:LEU:HB2	1	0.82
(1,2607)	2:C:2:LEU:H	1:A:88:ILE:HG21	14	0.82
(1,2607)	2:C:2:LEU:H	1:A:88:ILE:HG22	14	0.82
(1,2607)	2:C:2:LEU:H	1:A:88:ILE:HG23	14	0.82
(1,2607)	2:C:2:LEU:H	1:B:88:ILE:HG21	14	0.82
(1,2607)	2:C:2:LEU:H	1:B:88:ILE:HG22	14	0.82
(1,2607)	2:C:2:LEU:H	1:B:88:ILE:HG23	14	0.82
(1,2597)	2:C:21:SER:H	1:A:68:VAL:HB	14	0.82

*Continued on next page...*

*Continued from previous page...*

Key	Atom-1	Atom-2	Model ID	Violation (Å)
(1,2597)	2:C:21:SER:H	1:B:68:VAL:HB	14	0.82
(1,2596)	2:C:21:SER:H	1:A:68:VAL:HG11	8	0.82
(1,2596)	2:C:21:SER:H	1:A:68:VAL:HG12	8	0.82
(1,2596)	2:C:21:SER:H	1:A:68:VAL:HG13	8	0.82
(1,2596)	2:C:21:SER:H	1:B:68:VAL:HG11	8	0.82
(1,2596)	2:C:21:SER:H	1:B:68:VAL:HG12	8	0.82
(1,2596)	2:C:21:SER:H	1:B:68:VAL:HG13	8	0.82
(1,2582)	1:B:116:GLY:H	1:A:189:PHE:HB2	15	0.82
(1,2582)	1:B:116:GLY:H	1:A:189:PHE:HB3	15	0.82
(1,255)	1:A:49:GLY:H	1:A:48:PRO:HB2	13	0.82
(1,2483)	1:B:219:LEU:H	1:B:219:LEU:HB2	1	0.82
(1,2481)	1:B:219:LEU:H	1:B:219:LEU:HD11	9	0.82
(1,2481)	1:B:219:LEU:H	1:B:219:LEU:HD12	9	0.82
(1,2481)	1:B:219:LEU:H	1:B:219:LEU:HD13	9	0.82
(1,2480)	1:B:218:ARG:H	1:B:218:ARG:HB2	5	0.82
(1,2407)	1:B:204:MET:HE1	1:B:160:ASN:HB2	7	0.82
(1,2407)	1:B:204:MET:HE1	1:B:160:ASN:HB3	7	0.82
(1,2407)	1:B:204:MET:HE2	1:B:160:ASN:HB2	7	0.82
(1,2407)	1:B:204:MET:HE2	1:B:160:ASN:HB3	7	0.82
(1,2407)	1:B:204:MET:HE3	1:B:160:ASN:HB2	7	0.82
(1,2407)	1:B:204:MET:HE3	1:B:160:ASN:HB3	7	0.82
(1,2340)	1:B:193:LYS:H	1:B:193:LYS:HB2	2	0.82
(1,2266)	1:B:184:LEU:H	1:B:184:LEU:HB2	4	0.82
(1,2245)	1:B:182:GLY:H	1:B:181:ALA:HB1	5	0.82
(1,2245)	1:B:182:GLY:H	1:B:181:ALA:HB2	5	0.82
(1,2245)	1:B:182:GLY:H	1:B:181:ALA:HB3	5	0.82
(1,2223)	1:B:179:ILE:H	1:B:179:ILE:HG12	6	0.82
(1,22)	1:A:8:LYS:H	1:A:8:LYS:HB2	15	0.82
(1,2182)	1:B:172:LYS:H	1:B:171:GLY:HA3	12	0.82
(1,2171)	1:B:169:LEU:H	1:B:169:LEU:HB2	13	0.82
(1,2170)	1:B:169:LEU:H	1:B:169:LEU:HD11	9	0.82
(1,2170)	1:B:169:LEU:H	1:B:169:LEU:HD12	9	0.82
(1,2170)	1:B:169:LEU:H	1:B:169:LEU:HD13	9	0.82
(1,2093)	1:B:158:SER:H	1:B:158:SER:HB2	5	0.82
(1,2053)	1:B:154:ILE:HD11	1:B:200:TYR:HD1	13	0.82
(1,2053)	1:B:154:ILE:HD11	1:B:200:TYR:HD2	13	0.82
(1,2053)	1:B:154:ILE:HD12	1:B:200:TYR:HD1	13	0.82
(1,2053)	1:B:154:ILE:HD12	1:B:200:TYR:HD2	13	0.82
(1,2053)	1:B:154:ILE:HD13	1:B:200:TYR:HD1	13	0.82
(1,2053)	1:B:154:ILE:HD13	1:B:200:TYR:HD2	13	0.82
(1,2049)	1:B:154:ILE:H	1:B:154:ILE:HG12	8	0.82
(1,2019)	1:B:150:ASN:H	1:B:150:ASN:HB2	9	0.82

*Continued on next page...*

*Continued from previous page...*

Key	Atom-1	Atom-2	Model ID	Violation (Å)
(1,2019)	1:B:150:ASN:H	1:B:150:ASN:HB2	14	0.82
(1,1966)	1:B:135:ASN:H	1:B:135:ASN:HB2	10	0.82
(1,1953)	1:B:133:GLN:HB2	1:B:134:LEU:H	4	0.82
(1,1951)	1:B:133:GLN:H	1:B:133:GLN:HB2	10	0.82
(1,1944)	1:B:132:LEU:H	1:B:132:LEU:HB2	6	0.82
(1,1929)	1:B:124:ILE:H	1:B:124:ILE:HG12	9	0.82
(1,1923)	1:B:122:GLN:H	1:B:122:GLN:HB2	4	0.82
(1,1916)	1:B:121:LEU:H	1:B:122:GLN:H	1	0.82
(1,1885)	1:B:118:MET:H	1:B:118:MET:HB2	11	0.82
(1,1885)	1:B:118:MET:H	1:B:118:MET:HB2	13	0.82
(1,1825)	1:B:110:GLY:H	1:B:111:ILE:H	2	0.82
(1,1825)	1:B:110:GLY:H	1:B:111:ILE:H	3	0.82
(1,1825)	1:B:110:GLY:H	1:B:111:ILE:H	4	0.82
(1,1822)	1:B:110:GLY:H	1:B:109:LEU:HB2	6	0.82
(1,1782)	1:B:104:VAL:HG21	1:B:170:ARG:HD2	8	0.82
(1,1782)	1:B:104:VAL:HG21	1:B:170:ARG:HD3	8	0.82
(1,1782)	1:B:104:VAL:HG22	1:B:170:ARG:HD2	8	0.82
(1,1782)	1:B:104:VAL:HG22	1:B:170:ARG:HD3	8	0.82
(1,1782)	1:B:104:VAL:HG23	1:B:170:ARG:HD2	8	0.82
(1,1782)	1:B:104:VAL:HG23	1:B:170:ARG:HD3	8	0.82
(1,178)	1:A:37:PHE:H	1:A:35:LEU:HG	12	0.82
(1,1764)	1:B:99:TYR:H	1:B:99:TYR:HB2	15	0.82
(1,1545)	1:B:57:ARG:HB2	1:B:58:LEU:H	10	0.82
(1,1511)	1:B:52:HIS:HB2	1:B:52:HIS:H	4	0.82
(1,1486)	1:B:45:ILE:H	1:B:46:SER:H	13	0.82
(1,148)	1:A:33:GLN:H	1:A:32:LYS:HD2	9	0.82
(1,1459)	1:B:41:ILE:H	1:B:41:ILE:HG21	10	0.82
(1,1459)	1:B:41:ILE:H	1:B:41:ILE:HG22	10	0.82
(1,1459)	1:B:41:ILE:H	1:B:41:ILE:HG23	10	0.82
(1,142)	1:A:32:LYS:H	1:A:32:LYS:HG2	5	0.82
(1,1376)	1:B:31:LEU:H	1:B:31:LEU:HB2	14	0.82
(1,1317)	1:B:17:ALA:H	1:B:17:ALA:HB1	2	0.82
(1,1317)	1:B:17:ALA:H	1:B:17:ALA:HB2	2	0.82
(1,1317)	1:B:17:ALA:H	1:B:17:ALA:HB3	2	0.82
(1,1269)	1:B:9:THR:H	1:B:7:ASP:HA	1	0.82
(1,1258)	1:B:6:GLY:H	1:B:7:ASP:H	15	0.82
(1,1250)	1:B:5:PHE:HB2	1:B:5:PHE:H	2	0.82
(1,1239)	1:A:219:LEU:H	1:A:219:LEU:HB2	3	0.82
(1,1173)	1:A:205:VAL:HG21	1:A:184:LEU:HG	11	0.82
(1,1173)	1:A:205:VAL:HG22	1:A:184:LEU:HG	11	0.82
(1,1173)	1:A:205:VAL:HG23	1:A:184:LEU:HG	11	0.82
(1,1148)	1:A:202:SER:H	1:A:202:SER:HB3	14	0.82

*Continued on next page...*

*Continued from previous page...*

Key	Atom-1	Atom-2	Model ID	Violation (Å)
(1,1096)	1:A:193:LYS:H	1:A:193:LYS:HB2	12	0.82
(1,1001)	1:A:182:GLY:H	1:A:181:ALA:HB1	5	0.82
(1,1001)	1:A:182:GLY:H	1:A:181:ALA:HB2	5	0.82
(1,1001)	1:A:182:GLY:H	1:A:181:ALA:HB3	5	0.82
(2,373)	1:B:165:THR:H	1:A:188:LEU:H	15	0.81
(2,131)	1:A:165:THR:H	1:B:188:LEU:H	4	0.81
(1,938)	1:A:172:LYS:H	1:A:171:GLY:HA3	2	0.81
(1,938)	1:A:172:LYS:H	1:A:171:GLY:HA3	9	0.81
(1,938)	1:A:172:LYS:H	1:A:171:GLY:HA3	11	0.81
(1,938)	1:A:172:LYS:H	1:A:171:GLY:HA3	13	0.81
(1,903)	1:A:165:THR:H	1:A:165:THR:HG21	7	0.81
(1,903)	1:A:165:THR:H	1:A:165:THR:HG22	7	0.81
(1,903)	1:A:165:THR:H	1:A:165:THR:HG23	7	0.81
(1,90)	1:A:22:ASP:H	1:A:22:ASP:HB3	5	0.81
(1,86)	1:A:21:GLN:HB3	1:A:22:ASP:H	14	0.81
(1,858)	1:A:159:TYR:H	1:A:159:TYR:HB2	14	0.81
(1,836)	1:A:157:LEU:HD11	1:A:200:TYR:HE1	4	0.81
(1,836)	1:A:157:LEU:HD11	1:A:200:TYR:HE2	4	0.81
(1,836)	1:A:157:LEU:HD12	1:A:200:TYR:HE1	4	0.81
(1,836)	1:A:157:LEU:HD12	1:A:200:TYR:HE2	4	0.81
(1,836)	1:A:157:LEU:HD13	1:A:200:TYR:HE1	4	0.81
(1,836)	1:A:157:LEU:HD13	1:A:200:TYR:HE2	4	0.81
(1,836)	1:A:157:LEU:HD21	1:A:200:TYR:HE1	4	0.81
(1,836)	1:A:157:LEU:HD21	1:A:200:TYR:HE2	4	0.81
(1,836)	1:A:157:LEU:HD22	1:A:200:TYR:HE1	4	0.81
(1,836)	1:A:157:LEU:HD22	1:A:200:TYR:HE2	4	0.81
(1,836)	1:A:157:LEU:HD23	1:A:200:TYR:HE1	4	0.81
(1,836)	1:A:157:LEU:HD23	1:A:200:TYR:HE2	4	0.81
(1,82)	1:A:20:GLY:HA2	1:A:21:GLN:H	6	0.81
(1,764)	1:A:147:PHE:H	1:A:147:PHE:HE1	5	0.81
(1,764)	1:A:147:PHE:H	1:A:147:PHE:HE2	5	0.81
(1,749)	1:A:140:HIS:H	1:A:140:HIS:HB2	13	0.81
(1,716)	1:A:134:LEU:H	1:A:134:LEU:HB2	14	0.81
(1,707)	1:A:133:GLN:H	1:A:133:GLN:HB2	14	0.81
(1,70)	1:A:16:ALA:H	1:A:16:ALA:HB1	9	0.81
(1,70)	1:A:16:ALA:H	1:A:16:ALA:HB2	9	0.81
(1,70)	1:A:16:ALA:H	1:A:16:ALA:HB3	9	0.81
(1,696)	1:A:130:GLY:HA2	1:A:131:LYS:H	5	0.81
(1,696)	1:A:130:GLY:HA2	1:A:131:LYS:H	13	0.81
(1,608)	1:A:114:PHE:H	1:A:114:PHE:HB2	9	0.81
(1,581)	1:A:110:GLY:H	1:A:111:ILE:H	13	0.81
(1,492)	1:A:88:ILE:H	1:A:88:ILE:HG21	4	0.81

*Continued on next page...*

*Continued from previous page...*

Key	Atom-1	Atom-2	Model ID	Violation (Å)
(1,492)	1:A:88:ILE:H	1:A:88:ILE:HG22	4	0.81
(1,492)	1:A:88:ILE:H	1:A:88:ILE:HG23	4	0.81
(1,483)	1:A:86:GLY:HA3	1:A:87:LEU:H	8	0.81
(1,394)	1:A:72:ASP:H	1:A:72:ASP:HB2	14	0.81
(1,377)	1:A:70:TYR:H	1:A:70:TYR:HB2	13	0.81
(1,261)	1:A:51:MET:H	1:A:51:MET:HG2	5	0.81
(1,260)	1:A:50:GLY:HA2	1:A:51:MET:H	11	0.81
(1,260)	1:A:50:GLY:HA2	1:A:51:MET:H	15	0.81
(1,26)	1:A:9:THR:H	1:A:8:LYS:HD2	4	0.81
(1,2582)	1:B:116:GLY:H	1:A:189:PHE:HB2	14	0.81
(1,2582)	1:B:116:GLY:H	1:A:189:PHE:HB3	14	0.81
(1,2499)	2:C:11:PHE:H	2:C:12:LYS:H	15	0.81
(1,2484)	1:B:220:LEU:H	1:B:220:LEU:HB2	5	0.81
(1,2483)	1:B:219:LEU:H	1:B:219:LEU:HB2	5	0.81
(1,2483)	1:B:219:LEU:H	1:B:219:LEU:HB2	8	0.81
(1,2480)	1:B:218:ARG:H	1:B:218:ARG:HB2	13	0.81
(1,2386)	1:B:201:SER:H	1:B:201:SER:HB2	11	0.81
(1,2360)	1:B:198:MET:H	1:B:198:MET:HE1	8	0.81
(1,2360)	1:B:198:MET:H	1:B:198:MET:HE2	8	0.81
(1,2360)	1:B:198:MET:H	1:B:198:MET:HE3	8	0.81
(1,2340)	1:B:193:LYS:H	1:B:193:LYS:HB2	1	0.81
(1,2323)	1:B:189:PHE:HB2	1:B:189:PHE:H	5	0.81
(1,228)	1:A:43:ASN:H	1:A:43:ASN:HB2	6	0.81
(1,2245)	1:B:182:GLY:H	1:B:181:ALA:HB1	3	0.81
(1,2245)	1:B:182:GLY:H	1:B:181:ALA:HB2	3	0.81
(1,2245)	1:B:182:GLY:H	1:B:181:ALA:HB3	3	0.81
(1,2219)	1:B:179:ILE:H	1:B:179:ILE:HG21	3	0.81
(1,2219)	1:B:179:ILE:H	1:B:179:ILE:HG22	3	0.81
(1,2219)	1:B:179:ILE:H	1:B:179:ILE:HG23	3	0.81
(1,2182)	1:B:172:LYS:H	1:B:171:GLY:HA3	3	0.81
(1,2182)	1:B:172:LYS:H	1:B:171:GLY:HA3	5	0.81
(1,2182)	1:B:172:LYS:H	1:B:171:GLY:HA3	6	0.81
(1,2182)	1:B:172:LYS:H	1:B:171:GLY:HA3	13	0.81
(1,2102)	1:B:159:TYR:H	1:B:159:TYR:HB2	13	0.81
(1,2076)	1:B:157:LEU:H	1:B:157:LEU:HB2	4	0.81
(1,2076)	1:B:157:LEU:H	1:B:157:LEU:HB2	14	0.81
(1,2019)	1:B:150:ASN:H	1:B:150:ASN:HB2	2	0.81
(1,1940)	1:B:130:GLY:HA2	1:B:131:LYS:H	3	0.81
(1,1940)	1:B:130:GLY:HA2	1:B:131:LYS:H	13	0.81
(1,194)	1:A:38:GLU:H	1:A:38:GLU:HB2	5	0.81
(1,1923)	1:B:122:GLN:H	1:B:122:GLN:HB2	9	0.81
(1,186)	1:A:37:PHE:H	1:A:37:PHE:HB3	3	0.81

*Continued on next page...*



*Continued from previous page...*

Key	Atom-1	Atom-2	Model ID	Violation (Å)
(1,184)	1:A:37:PHE:H	1:A:37:PHE:HB2	6	0.81
(1,1837)	1:B:111:ILE:HB	1:B:112:GLY:H	11	0.81
(1,1825)	1:B:110:GLY:H	1:B:111:ILE:H	13	0.81
(1,1799)	1:B:106:LEU:H	1:B:106:LEU:HG	13	0.81
(1,1787)	1:B:104:VAL:HG11	1:B:167:ASP:H	4	0.81
(1,1787)	1:B:104:VAL:HG12	1:B:167:ASP:H	4	0.81
(1,1787)	1:B:104:VAL:HG13	1:B:167:ASP:H	4	0.81
(1,1781)	1:B:104:VAL:HG21	1:B:170:ARG:HG2	5	0.81
(1,1781)	1:B:104:VAL:HG21	1:B:170:ARG:HG3	5	0.81
(1,1781)	1:B:104:VAL:HG22	1:B:170:ARG:HG2	5	0.81
(1,1781)	1:B:104:VAL:HG22	1:B:170:ARG:HG3	5	0.81
(1,1781)	1:B:104:VAL:HG23	1:B:170:ARG:HG2	5	0.81
(1,1781)	1:B:104:VAL:HG23	1:B:170:ARG:HG3	5	0.81
(1,1697)	1:B:80:SER:H	1:B:77:GLN:HB2	5	0.81
(1,1697)	1:B:80:SER:H	1:B:77:GLN:HB2	15	0.81
(1,1650)	1:B:74:GLU:H	1:B:74:GLU:HG2	3	0.81
(1,1649)	1:B:74:GLU:H	1:B:73:LEU:HB3	8	0.81
(1,1627)	1:B:71:LEU:H	1:B:71:LEU:HB2	12	0.81
(1,1608)	1:B:69:GLU:H	1:B:68:VAL:HG11	10	0.81
(1,1608)	1:B:69:GLU:H	1:B:68:VAL:HG12	10	0.81
(1,1608)	1:B:69:GLU:H	1:B:68:VAL:HG13	10	0.81
(1,1579)	1:B:65:ASP:H	1:B:65:ASP:HB2	2	0.81
(1,1579)	1:B:65:ASP:H	1:B:65:ASP:HB2	7	0.81
(1,1562)	1:B:63:GLY:H	1:B:64:LEU:H	6	0.81
(1,1551)	1:B:58:LEU:H	1:B:58:LEU:HD11	5	0.81
(1,1551)	1:B:58:LEU:H	1:B:58:LEU:HD12	5	0.81
(1,1551)	1:B:58:LEU:H	1:B:58:LEU:HD13	5	0.81
(1,1520)	1:B:53:VAL:HG11	1:B:54:ASP:H	15	0.81
(1,1520)	1:B:53:VAL:HG12	1:B:54:ASP:H	15	0.81
(1,1520)	1:B:53:VAL:HG13	1:B:54:ASP:H	15	0.81
(1,1511)	1:B:52:HIS:HB2	1:B:52:HIS:H	2	0.81
(1,1493)	1:B:46:SER:H	1:B:46:SER:HB2	12	0.81
(1,1425)	1:B:37:PHE:H	1:B:36:GLY:H	15	0.81
(1,141)	1:A:32:LYS:H	1:A:32:LYS:HD2	15	0.81
(1,1394)	1:B:33:GLN:H	1:B:33:GLN:HB2	11	0.81
(1,1358)	1:B:28:GLU:H	1:B:28:GLU:HB2	2	0.81
(1,1352)	1:B:27:LYS:H	1:B:27:LYS:HG2	14	0.81
(1,1347)	1:B:25:LYS:H	1:B:25:LYS:HD2	1	0.81
(1,132)	1:A:31:LEU:H	1:A:31:LEU:HB2	5	0.81
(1,1287)	1:B:12:ASP:H	1:B:12:ASP:HB2	1	0.81
(1,1287)	1:B:12:ASP:H	1:B:12:ASP:HB2	15	0.81
(1,1262)	1:B:7:ASP:H	1:B:7:ASP:HB2	9	0.81

*Continued on next page...*

*Continued from previous page...*

Key	Atom-1	Atom-2	Model ID	Violation (Å)
(1,1110)	1:A:196:LYS:H	1:A:196:LYS:HB2	11	0.81
(1,1078)	1:A:189:PHE:H	1:A:189:PHE:HD1	15	0.81
(1,1078)	1:A:189:PHE:H	1:A:189:PHE:HD2	15	0.81
(1,103)	1:A:25:LYS:H	1:A:25:LYS:HD2	7	0.81
(1,1001)	1:A:182:GLY:H	1:A:181:ALA:HB1	2	0.81
(1,1001)	1:A:182:GLY:H	1:A:181:ALA:HB2	2	0.81
(1,1001)	1:A:182:GLY:H	1:A:181:ALA:HB3	2	0.81
(1,1001)	1:A:182:GLY:H	1:A:181:ALA:HB1	4	0.81
(1,1001)	1:A:182:GLY:H	1:A:181:ALA:HB2	4	0.81
(1,1001)	1:A:182:GLY:H	1:A:181:ALA:HB3	4	0.81
(1,975)	1:A:179:ILE:H	1:A:179:ILE:HG21	11	0.8
(1,975)	1:A:179:ILE:H	1:A:179:ILE:HG22	11	0.8
(1,975)	1:A:179:ILE:H	1:A:179:ILE:HG23	11	0.8
(1,864)	1:A:160:ASN:H	1:A:160:ASN:HB2	5	0.8
(1,849)	1:A:158:SER:H	1:A:158:SER:HB2	7	0.8
(1,840)	1:A:157:LEU:HD11	1:A:204:MET:HB2	9	0.8
(1,840)	1:A:157:LEU:HD11	1:A:204:MET:HB3	9	0.8
(1,840)	1:A:157:LEU:HD12	1:A:204:MET:HB2	9	0.8
(1,840)	1:A:157:LEU:HD12	1:A:204:MET:HB3	9	0.8
(1,840)	1:A:157:LEU:HD13	1:A:204:MET:HB2	9	0.8
(1,840)	1:A:157:LEU:HD13	1:A:204:MET:HB3	9	0.8
(1,840)	1:A:157:LEU:HD21	1:A:204:MET:HB2	9	0.8
(1,840)	1:A:157:LEU:HD21	1:A:204:MET:HB3	9	0.8
(1,840)	1:A:157:LEU:HD22	1:A:204:MET:HB2	9	0.8
(1,840)	1:A:157:LEU:HD22	1:A:204:MET:HB3	9	0.8
(1,840)	1:A:157:LEU:HD23	1:A:204:MET:HB2	9	0.8
(1,840)	1:A:157:LEU:HD23	1:A:204:MET:HB3	9	0.8
(1,832)	1:A:157:LEU:H	1:A:157:LEU:HB2	11	0.8
(1,815)	1:A:155:LEU:H	1:A:155:LEU:HB2	15	0.8
(1,764)	1:A:147:PHE:H	1:A:147:PHE:HE1	14	0.8
(1,764)	1:A:147:PHE:H	1:A:147:PHE:HE2	14	0.8
(1,747)	1:A:139:ASN:H	1:A:139:ASN:HB2	4	0.8
(1,716)	1:A:134:LEU:H	1:A:134:LEU:HB2	6	0.8
(1,716)	1:A:134:LEU:H	1:A:134:LEU:HB2	12	0.8
(1,70)	1:A:16:ALA:H	1:A:16:ALA:HB1	13	0.8
(1,70)	1:A:16:ALA:H	1:A:16:ALA:HB2	13	0.8
(1,70)	1:A:16:ALA:H	1:A:16:ALA:HB3	13	0.8
(1,698)	1:A:131:LYS:H	1:A:131:LYS:HB2	6	0.8
(1,698)	1:A:131:LYS:H	1:A:131:LYS:HB2	7	0.8
(1,679)	1:A:122:GLN:H	1:A:122:GLN:HB2	15	0.8
(1,645)	1:A:118:MET:HE1	1:A:156:ALA:HB1	10	0.8
(1,645)	1:A:118:MET:HE1	1:A:156:ALA:HB2	10	0.8

*Continued on next page...*

*Continued from previous page...*

Key	Atom-1	Atom-2	Model ID	Violation (Å)
(1,645)	1:A:118:MET:HE1	1:A:156:ALA:HB3	10	0.8
(1,645)	1:A:118:MET:HE2	1:A:156:ALA:HB1	10	0.8
(1,645)	1:A:118:MET:HE2	1:A:156:ALA:HB2	10	0.8
(1,645)	1:A:118:MET:HE2	1:A:156:ALA:HB3	10	0.8
(1,645)	1:A:118:MET:HE3	1:A:156:ALA:HB1	10	0.8
(1,645)	1:A:118:MET:HE3	1:A:156:ALA:HB2	10	0.8
(1,645)	1:A:118:MET:HE3	1:A:156:ALA:HB3	10	0.8
(1,612)	1:A:114:PHE:HB2	1:A:115:SER:H	3	0.8
(1,608)	1:A:114:PHE:H	1:A:114:PHE:HB2	12	0.8
(1,590)	1:A:111:ILE:H	1:A:111:ILE:HB	11	0.8
(1,581)	1:A:110:GLY:H	1:A:111:ILE:H	1	0.8
(1,557)	1:A:106:LEU:H	1:A:106:LEU:HB2	7	0.8
(1,540)	1:A:104:VAL:HG21	1:A:96:ASP:HB2	4	0.8
(1,540)	1:A:104:VAL:HG21	1:A:96:ASP:HB3	4	0.8
(1,540)	1:A:104:VAL:HG22	1:A:96:ASP:HB2	4	0.8
(1,540)	1:A:104:VAL:HG22	1:A:96:ASP:HB3	4	0.8
(1,540)	1:A:104:VAL:HG23	1:A:96:ASP:HB2	4	0.8
(1,540)	1:A:104:VAL:HG23	1:A:96:ASP:HB3	4	0.8
(1,540)	1:A:104:VAL:HG21	1:A:96:ASP:HB2	9	0.8
(1,540)	1:A:104:VAL:HG21	1:A:96:ASP:HB3	9	0.8
(1,540)	1:A:104:VAL:HG22	1:A:96:ASP:HB2	9	0.8
(1,540)	1:A:104:VAL:HG22	1:A:96:ASP:HB3	9	0.8
(1,540)	1:A:104:VAL:HG23	1:A:96:ASP:HB2	9	0.8
(1,540)	1:A:104:VAL:HG23	1:A:96:ASP:HB3	9	0.8
(1,492)	1:A:88:ILE:H	1:A:88:ILE:HG21	12	0.8
(1,492)	1:A:88:ILE:H	1:A:88:ILE:HG22	12	0.8
(1,492)	1:A:88:ILE:H	1:A:88:ILE:HG23	12	0.8
(1,483)	1:A:86:GLY:HA3	1:A:87:LEU:H	12	0.8
(1,472)	1:A:82:GLU:H	1:A:82:GLU:HB2	3	0.8
(1,470)	1:A:81:LEU:HB2	1:A:82:GLU:H	3	0.8
(1,447)	1:A:79:SER:H	1:A:79:SER:HB2	15	0.8
(1,41)	1:A:12:ASP:H	1:A:12:ASP:HB3	3	0.8
(1,292)	1:A:56:ALA:H	1:A:56:ALA:HB1	14	0.8
(1,292)	1:A:56:ALA:H	1:A:56:ALA:HB2	14	0.8
(1,292)	1:A:56:ALA:H	1:A:56:ALA:HB3	14	0.8
(1,280)	1:A:54:ASP:H	1:A:54:ASP:HB2	2	0.8
(1,265)	1:A:51:MET:HA	1:A:52:HIS:H	4	0.8
(1,2581)	1:B:116:GLY:H	1:A:185:THR:HB	10	0.8
(1,2495)	2:C:7:SER:H	2:C:8:ILE:H	5	0.8
(1,2332)	1:B:190:LYS:H	1:B:191:SER:H	4	0.8
(1,2332)	1:B:190:LYS:H	1:B:191:SER:H	12	0.8
(1,2299)	1:B:187:ALA:HB1	1:B:198:MET:HG2	2	0.8

*Continued on next page...*

*Continued from previous page...*

Key	Atom-1	Atom-2	Model ID	Violation (Å)
(1,2299)	1:B:187:ALA:HB1	1:B:198:MET:HG3	2	0.8
(1,2299)	1:B:187:ALA:HB2	1:B:198:MET:HG2	2	0.8
(1,2299)	1:B:187:ALA:HB2	1:B:198:MET:HG3	2	0.8
(1,2299)	1:B:187:ALA:HB3	1:B:198:MET:HG2	2	0.8
(1,2299)	1:B:187:ALA:HB3	1:B:198:MET:HG3	2	0.8
(1,2280)	1:B:185:THR:H	1:B:185:THR:HG1	12	0.8
(1,228)	1:A:43:ASN:H	1:A:43:ASN:HB2	3	0.8
(1,2245)	1:B:182:GLY:H	1:B:181:ALA:HB1	15	0.8
(1,2245)	1:B:182:GLY:H	1:B:181:ALA:HB2	15	0.8
(1,2245)	1:B:182:GLY:H	1:B:181:ALA:HB3	15	0.8
(1,2219)	1:B:179:ILE:H	1:B:179:ILE:HG21	12	0.8
(1,2219)	1:B:179:ILE:H	1:B:179:ILE:HG22	12	0.8
(1,2219)	1:B:179:ILE:H	1:B:179:ILE:HG23	12	0.8
(1,2187)	1:B:173:HIS:H	1:B:172:LYS:HA	8	0.8
(1,2187)	1:B:173:HIS:H	1:B:172:LYS:HA	15	0.8
(1,2182)	1:B:172:LYS:H	1:B:171:GLY:HA3	2	0.8
(1,2182)	1:B:172:LYS:H	1:B:171:GLY:HA3	4	0.8
(1,2181)	1:B:172:LYS:H	1:B:171:GLY:HA2	10	0.8
(1,2181)	1:B:172:LYS:H	1:B:171:GLY:HA2	11	0.8
(1,2108)	1:B:160:ASN:H	1:B:160:ASN:HB2	1	0.8
(1,2102)	1:B:159:TYR:H	1:B:159:TYR:HB2	12	0.8
(1,2062)	1:B:155:LEU:HD21	1:B:118:MET:HG2	14	0.8
(1,2062)	1:B:155:LEU:HD21	1:B:118:MET:HG3	14	0.8
(1,2062)	1:B:155:LEU:HD22	1:B:118:MET:HG2	14	0.8
(1,2062)	1:B:155:LEU:HD22	1:B:118:MET:HG3	14	0.8
(1,2062)	1:B:155:LEU:HD23	1:B:118:MET:HG2	14	0.8
(1,2062)	1:B:155:LEU:HD23	1:B:118:MET:HG3	14	0.8
(1,1991)	1:B:139:ASN:H	1:B:139:ASN:HB2	5	0.8
(1,1940)	1:B:130:GLY:HA2	1:B:131:LYS:H	15	0.8
(1,1916)	1:B:121:LEU:H	1:B:122:GLN:H	2	0.8
(1,1916)	1:B:121:LEU:H	1:B:122:GLN:H	11	0.8
(1,1837)	1:B:111:ILE:HB	1:B:112:GLY:H	4	0.8
(1,18)	1:A:7:ASP:H	1:A:7:ASP:HB2	6	0.8
(1,1787)	1:B:104:VAL:HG11	1:B:167:ASP:H	3	0.8
(1,1787)	1:B:104:VAL:HG12	1:B:167:ASP:H	3	0.8
(1,1787)	1:B:104:VAL:HG13	1:B:167:ASP:H	3	0.8
(1,1781)	1:B:104:VAL:HG21	1:B:170:ARG:HG2	3	0.8
(1,1781)	1:B:104:VAL:HG21	1:B:170:ARG:HG3	3	0.8
(1,1781)	1:B:104:VAL:HG22	1:B:170:ARG:HG2	3	0.8
(1,1781)	1:B:104:VAL:HG22	1:B:170:ARG:HG3	3	0.8
(1,1781)	1:B:104:VAL:HG23	1:B:170:ARG:HG2	3	0.8
(1,1781)	1:B:104:VAL:HG23	1:B:170:ARG:HG3	3	0.8

*Continued on next page...*

*Continued from previous page...*

Key	Atom-1	Atom-2	Model ID	Violation (Å)
(1,1763)	1:B:96:ASP:H	1:B:170:ARG:HG2	2	0.8
(1,1763)	1:B:96:ASP:H	1:B:170:ARG:HG3	2	0.8
(1,1710)	1:B:81:LEU:H	1:B:81:LEU:HB2	15	0.8
(1,1697)	1:B:80:SER:H	1:B:77:GLN:HB2	3	0.8
(1,1691)	1:B:79:SER:H	1:B:79:SER:HB2	8	0.8
(1,1658)	1:B:75:GLU:H	1:B:73:LEU:HD11	8	0.8
(1,1658)	1:B:75:GLU:H	1:B:73:LEU:HD12	8	0.8
(1,1658)	1:B:75:GLU:H	1:B:73:LEU:HD13	8	0.8
(1,162)	1:A:34:SER:H	1:A:34:SER:HB2	1	0.8
(1,1557)	1:B:59:HIS:H	1:B:59:HIS:HB2	7	0.8
(1,1507)	1:B:51:MET:H	1:B:51:MET:HB2	13	0.8
(1,1504)	1:B:50:GLY:HA2	1:B:51:MET:H	1	0.8
(1,1504)	1:B:50:GLY:HA2	1:B:51:MET:H	9	0.8
(1,1472)	1:B:43:ASN:H	1:B:43:ASN:HB2	3	0.8
(1,1447)	1:B:40:ASN:H	1:B:40:ASN:HB2	13	0.8
(1,1425)	1:B:37:PHE:H	1:B:36:GLY:H	9	0.8
(1,1409)	1:B:35:LEU:HD11	1:B:35:LEU:H	2	0.8
(1,1409)	1:B:35:LEU:HD12	1:B:35:LEU:H	2	0.8
(1,1409)	1:B:35:LEU:HD13	1:B:35:LEU:H	2	0.8
(1,1394)	1:B:33:GLN:H	1:B:33:GLN:HB2	7	0.8
(1,1333)	1:B:22:ASP:H	1:B:22:ASP:HB2	4	0.8
(1,1326)	1:B:20:GLY:HA2	1:B:21:GLN:H	1	0.8
(1,1326)	1:B:20:GLY:HA2	1:B:21:GLN:H	7	0.8
(1,132)	1:A:31:LEU:H	1:A:31:LEU:HB2	3	0.8
(1,1314)	1:B:16:ALA:H	1:B:16:ALA:HB1	15	0.8
(1,1314)	1:B:16:ALA:H	1:B:16:ALA:HB2	15	0.8
(1,1314)	1:B:16:ALA:H	1:B:16:ALA:HB3	15	0.8
(1,1287)	1:B:12:ASP:H	1:B:12:ASP:HB2	9	0.8
(1,1285)	1:B:12:ASP:H	1:B:12:ASP:HB3	9	0.8
(1,1262)	1:B:7:ASP:H	1:B:7:ASP:HB2	8	0.8
(1,1262)	1:B:7:ASP:H	1:B:7:ASP:HB2	10	0.8
(1,1255)	1:B:6:GLY:H	1:B:5:PHE:H	2	0.8
(1,1239)	1:A:219:LEU:H	1:A:219:LEU:HB2	15	0.8
(1,1148)	1:A:202:SER:H	1:A:202:SER:HB3	5	0.8
(1,114)	1:A:28:GLU:H	1:A:28:GLU:HB2	12	0.8
(1,1096)	1:A:193:LYS:H	1:A:193:LYS:HB2	3	0.8
(1,109)	1:A:27:LYS:H	1:A:27:LYS:HD2	1	0.8
(1,1088)	1:A:190:LYS:H	1:A:191:SER:H	9	0.8
(1,1078)	1:A:189:PHE:H	1:A:189:PHE:HD1	13	0.8
(1,1078)	1:A:189:PHE:H	1:A:189:PHE:HD2	13	0.8
(1,1023)	1:A:184:LEU:HD11	1:A:205:VAL:HG21	14	0.8
(1,1023)	1:A:184:LEU:HD11	1:A:205:VAL:HG22	14	0.8

*Continued on next page...*

*Continued from previous page...*

Key	Atom-1	Atom-2	Model ID	Violation (Å)
(1,1023)	1:A:184:LEU:HD11	1:A:205:VAL:HG23	14	0.8
(1,1023)	1:A:184:LEU:HD12	1:A:205:VAL:HG21	14	0.8
(1,1023)	1:A:184:LEU:HD12	1:A:205:VAL:HG22	14	0.8
(1,1023)	1:A:184:LEU:HD12	1:A:205:VAL:HG23	14	0.8
(1,1023)	1:A:184:LEU:HD13	1:A:205:VAL:HG21	14	0.8
(1,1023)	1:A:184:LEU:HD13	1:A:205:VAL:HG22	14	0.8
(1,1023)	1:A:184:LEU:HD13	1:A:205:VAL:HG23	14	0.8
(1,1023)	1:A:184:LEU:HD21	1:A:205:VAL:HG21	14	0.8
(1,1023)	1:A:184:LEU:HD21	1:A:205:VAL:HG22	14	0.8
(1,1023)	1:A:184:LEU:HD21	1:A:205:VAL:HG23	14	0.8
(1,1023)	1:A:184:LEU:HD22	1:A:205:VAL:HG21	14	0.8
(1,1023)	1:A:184:LEU:HD22	1:A:205:VAL:HG22	14	0.8
(1,1023)	1:A:184:LEU:HD22	1:A:205:VAL:HG23	14	0.8
(1,1023)	1:A:184:LEU:HD23	1:A:205:VAL:HG21	14	0.8
(1,1023)	1:A:184:LEU:HD23	1:A:205:VAL:HG22	14	0.8
(1,1023)	1:A:184:LEU:HD23	1:A:205:VAL:HG23	14	0.8
(2,373)	1:B:165:THR:H	1:A:188:LEU:H	8	0.79
(1,979)	1:A:179:ILE:H	1:A:179:ILE:HG12	1	0.79
(1,96)	1:A:23:THR:HA	1:A:24:THR:H	1	0.79
(1,96)	1:A:23:THR:HA	1:A:24:THR:H	2	0.79
(1,96)	1:A:23:THR:HA	1:A:24:THR:H	3	0.79
(1,96)	1:A:23:THR:HA	1:A:24:THR:H	7	0.79
(1,96)	1:A:23:THR:HA	1:A:24:THR:H	13	0.79
(1,96)	1:A:23:THR:HA	1:A:24:THR:H	14	0.79
(1,946)	1:A:173:HIS:H	1:A:173:HIS:HB3	4	0.79
(1,943)	1:A:173:HIS:H	1:A:172:LYS:HA	12	0.79
(1,943)	1:A:173:HIS:H	1:A:172:LYS:HA	15	0.79
(1,903)	1:A:165:THR:H	1:A:165:THR:HG21	3	0.79
(1,903)	1:A:165:THR:H	1:A:165:THR:HG22	3	0.79
(1,903)	1:A:165:THR:H	1:A:165:THR:HG23	3	0.79
(1,898)	1:A:164:SER:H	1:A:211:VAL:HB	12	0.79
(1,88)	1:A:21:GLN:HA	1:A:22:ASP:H	15	0.79
(1,864)	1:A:160:ASN:H	1:A:160:ASN:HB2	15	0.79
(1,85)	1:A:21:GLN:H	1:A:21:GLN:HB2	4	0.79
(1,82)	1:A:20:GLY:HA2	1:A:21:GLN:H	2	0.79
(1,82)	1:A:20:GLY:HA2	1:A:21:GLN:H	4	0.79
(1,79)	1:A:19:GLY:H	1:A:18:VAL:HA	5	0.79
(1,775)	1:A:150:ASN:H	1:A:150:ASN:HB2	10	0.79
(1,767)	1:A:148:LEU:H	1:A:148:LEU:HD11	8	0.79
(1,767)	1:A:148:LEU:H	1:A:148:LEU:HD12	8	0.79
(1,767)	1:A:148:LEU:H	1:A:148:LEU:HD13	8	0.79
(1,722)	1:A:135:ASN:H	1:A:135:ASN:HB2	3	0.79

*Continued on next page...*



*Continued from previous page...*

Key	Atom-1	Atom-2	Model ID	Violation (Å)
(1,698)	1:A:131:LYS:H	1:A:131:LYS:HB2	5	0.79
(1,693)	1:A:128:SER:H	1:A:128:SER:HB2	10	0.79
(1,678)	1:A:121:LEU:HD21	1:A:152:ALA:HB1	3	0.79
(1,678)	1:A:121:LEU:HD21	1:A:152:ALA:HB2	3	0.79
(1,678)	1:A:121:LEU:HD21	1:A:152:ALA:HB3	3	0.79
(1,678)	1:A:121:LEU:HD22	1:A:152:ALA:HB1	3	0.79
(1,678)	1:A:121:LEU:HD22	1:A:152:ALA:HB2	3	0.79
(1,678)	1:A:121:LEU:HD22	1:A:152:ALA:HB3	3	0.79
(1,678)	1:A:121:LEU:HD23	1:A:152:ALA:HB1	3	0.79
(1,678)	1:A:121:LEU:HD23	1:A:152:ALA:HB2	3	0.79
(1,678)	1:A:121:LEU:HD23	1:A:152:ALA:HB3	3	0.79
(1,646)	1:A:118:MET:HE1	1:A:156:ALA:H	13	0.79
(1,646)	1:A:118:MET:HE2	1:A:156:ALA:H	13	0.79
(1,646)	1:A:118:MET:HE3	1:A:156:ALA:H	13	0.79
(1,557)	1:A:106:LEU:H	1:A:106:LEU:HB2	1	0.79
(1,541)	1:A:104:VAL:HG11	1:A:170:ARG:HD2	12	0.79
(1,541)	1:A:104:VAL:HG11	1:A:170:ARG:HD3	12	0.79
(1,541)	1:A:104:VAL:HG12	1:A:170:ARG:HD2	12	0.79
(1,541)	1:A:104:VAL:HG12	1:A:170:ARG:HD3	12	0.79
(1,541)	1:A:104:VAL:HG13	1:A:170:ARG:HD2	12	0.79
(1,541)	1:A:104:VAL:HG13	1:A:170:ARG:HD3	12	0.79
(1,49)	1:A:13:ASP:H	1:A:13:ASP:HB2	7	0.79
(1,488)	1:A:87:LEU:HA	1:A:88:ILE:H	1	0.79
(1,394)	1:A:72:ASP:H	1:A:72:ASP:HB2	5	0.79
(1,383)	1:A:71:LEU:H	1:A:71:LEU:HB2	10	0.79
(1,377)	1:A:70:TYR:H	1:A:70:TYR:HB2	2	0.79
(1,37)	1:A:11:THR:H	1:A:12:ASP:H	12	0.79
(1,335)	1:A:65:ASP:H	1:A:65:ASP:HB2	4	0.79
(1,335)	1:A:65:ASP:H	1:A:65:ASP:HB2	11	0.79
(1,313)	1:A:59:HIS:H	1:A:59:HIS:HB2	7	0.79
(1,284)	1:A:54:ASP:HA	1:A:55:THR:H	6	0.79
(1,284)	1:A:54:ASP:HA	1:A:55:THR:H	8	0.79
(1,28)	1:A:9:THR:H	1:A:8:LYS:HA	6	0.79
(1,28)	1:A:9:THR:H	1:A:8:LYS:HA	7	0.79
(1,28)	1:A:9:THR:H	1:A:8:LYS:HA	11	0.79
(1,28)	1:A:9:THR:H	1:A:8:LYS:HA	14	0.79
(1,270)	1:A:53:VAL:H	1:A:52:HIS:HA	8	0.79
(1,270)	1:A:53:VAL:H	1:A:52:HIS:HA	13	0.79
(1,265)	1:A:51:MET:HA	1:A:52:HIS:H	10	0.79
(1,2594)	2:C:23:TYR:H	1:A:69:GLU:HA	15	0.79
(1,2594)	2:C:23:TYR:H	1:B:69:GLU:HA	15	0.79
(1,2592)	2:C:24:LEU:H	1:A:65:ASP:HB2	10	0.79

*Continued on next page...*

*Continued from previous page...*

Key	Atom-1	Atom-2	Model ID	Violation (Å)
(1,2592)	2:C:24:LEU:H	1:A:65:ASP:HB3	10	0.79
(1,2592)	2:C:24:LEU:H	1:B:65:ASP:HB2	10	0.79
(1,2592)	2:C:24:LEU:H	1:B:65:ASP:HB3	10	0.79
(1,2582)	1:B:116:GLY:H	1:A:189:PHE:HB2	9	0.79
(1,2582)	1:B:116:GLY:H	1:A:189:PHE:HB3	9	0.79
(1,2571)	1:B:88:ILE:HD11	1:A:172:LYS:HE2	13	0.79
(1,2571)	1:B:88:ILE:HD11	1:A:172:LYS:HE3	13	0.79
(1,2571)	1:B:88:ILE:HD12	1:A:172:LYS:HE2	13	0.79
(1,2571)	1:B:88:ILE:HD12	1:A:172:LYS:HE3	13	0.79
(1,2571)	1:B:88:ILE:HD13	1:A:172:LYS:HE2	13	0.79
(1,2571)	1:B:88:ILE:HD13	1:A:172:LYS:HE3	13	0.79
(1,253)	1:A:49:GLY:H	1:A:48:PRO:HA	3	0.79
(1,2513)	1:A:67:GLY:H	1:B:66:LYS:HA	13	0.79
(1,2505)	2:C:19:CYS:H	2:C:20:SER:H	13	0.79
(1,2475)	1:B:216:LYS:H	1:B:216:LYS:HG2	12	0.79
(1,242)	1:A:45:ILE:H	1:A:46:SER:H	14	0.79
(1,2332)	1:B:190:LYS:H	1:B:191:SER:H	7	0.79
(1,2323)	1:B:189:PHE:HB2	1:B:189:PHE:H	13	0.79
(1,2322)	1:B:189:PHE:H	1:B:189:PHE:HD1	1	0.79
(1,2322)	1:B:189:PHE:H	1:B:189:PHE:HD2	1	0.79
(1,2280)	1:B:185:THR:H	1:B:185:THR:HG1	3	0.79
(1,228)	1:A:43:ASN:H	1:A:43:ASN:HB2	12	0.79
(1,2245)	1:B:182:GLY:H	1:B:181:ALA:HB1	7	0.79
(1,2245)	1:B:182:GLY:H	1:B:181:ALA:HB2	7	0.79
(1,2245)	1:B:182:GLY:H	1:B:181:ALA:HB3	7	0.79
(1,2245)	1:B:182:GLY:H	1:B:181:ALA:HB1	10	0.79
(1,2245)	1:B:182:GLY:H	1:B:181:ALA:HB2	10	0.79
(1,2245)	1:B:182:GLY:H	1:B:181:ALA:HB3	10	0.79
(1,2219)	1:B:179:ILE:H	1:B:179:ILE:HG21	2	0.79
(1,2219)	1:B:179:ILE:H	1:B:179:ILE:HG22	2	0.79
(1,2219)	1:B:179:ILE:H	1:B:179:ILE:HG23	2	0.79
(1,2182)	1:B:172:LYS:H	1:B:171:GLY:HA3	1	0.79
(1,2182)	1:B:172:LYS:H	1:B:171:GLY:HA3	9	0.79
(1,2098)	1:B:159:TYR:H	1:B:157:LEU:HD11	14	0.79
(1,2098)	1:B:159:TYR:H	1:B:157:LEU:HD12	14	0.79
(1,2098)	1:B:159:TYR:H	1:B:157:LEU:HD13	14	0.79
(1,203)	1:A:40:ASN:H	1:A:40:ASN:HB2	11	0.79
(1,20)	1:A:8:LYS:H	1:A:7:ASP:HA	11	0.79
(1,1923)	1:B:122:GLN:H	1:B:122:GLN:HB2	8	0.79
(1,1894)	1:B:118:MET:HE1	1:B:155:LEU:HB2	4	0.79
(1,1894)	1:B:118:MET:HE1	1:B:155:LEU:HB3	4	0.79
(1,1894)	1:B:118:MET:HE2	1:B:155:LEU:HB2	4	0.79

*Continued on next page...*

*Continued from previous page...*

Key	Atom-1	Atom-2	Model ID	Violation (Å)
(1,1894)	1:B:118:MET:HE2	1:B:155:LEU:HB3	4	0.79
(1,1894)	1:B:118:MET:HE3	1:B:155:LEU:HB2	4	0.79
(1,1894)	1:B:118:MET:HE3	1:B:155:LEU:HB3	4	0.79
(1,187)	1:A:37:PHE:HA	1:A:38:GLU:H	2	0.79
(1,187)	1:A:37:PHE:HA	1:A:38:GLU:H	8	0.79
(1,187)	1:A:37:PHE:HA	1:A:38:GLU:H	13	0.79
(1,1856)	1:B:114:PHE:HB2	1:B:115:SER:H	12	0.79
(1,1837)	1:B:111:ILE:HB	1:B:112:GLY:H	9	0.79
(1,1834)	1:B:111:ILE:H	1:B:111:ILE:HB	9	0.79
(1,1825)	1:B:110:GLY:H	1:B:111:ILE:H	1	0.79
(1,1825)	1:B:110:GLY:H	1:B:111:ILE:H	8	0.79
(1,1781)	1:B:104:VAL:HG21	1:B:170:ARG:HG2	8	0.79
(1,1781)	1:B:104:VAL:HG21	1:B:170:ARG:HG3	8	0.79
(1,1781)	1:B:104:VAL:HG22	1:B:170:ARG:HG2	8	0.79
(1,1781)	1:B:104:VAL:HG22	1:B:170:ARG:HG3	8	0.79
(1,1781)	1:B:104:VAL:HG23	1:B:170:ARG:HG2	8	0.79
(1,1781)	1:B:104:VAL:HG23	1:B:170:ARG:HG3	8	0.79
(1,1732)	1:B:87:LEU:HA	1:B:88:ILE:H	8	0.79
(1,1732)	1:B:87:LEU:HA	1:B:88:ILE:H	14	0.79
(1,1690)	1:B:79:SER:H	1:B:78:LEU:HB3	2	0.79
(1,1679)	1:B:78:LEU:H	1:B:77:GLN:HB2	9	0.79
(1,1638)	1:B:72:ASP:H	1:B:72:ASP:HB2	3	0.79
(1,1627)	1:B:71:LEU:H	1:B:71:LEU:HB2	6	0.79
(1,1557)	1:B:59:HIS:H	1:B:59:HIS:HB2	9	0.79
(1,1528)	1:B:54:ASP:HA	1:B:55:THR:H	14	0.79
(1,1514)	1:B:53:VAL:H	1:B:52:HIS:HA	1	0.79
(1,1514)	1:B:53:VAL:H	1:B:52:HIS:HA	2	0.79
(1,1514)	1:B:53:VAL:H	1:B:52:HIS:HA	8	0.79
(1,1514)	1:B:53:VAL:H	1:B:52:HIS:HA	9	0.79
(1,1509)	1:B:51:MET:HA	1:B:52:HIS:H	1	0.79
(1,1509)	1:B:51:MET:HA	1:B:52:HIS:H	2	0.79
(1,1447)	1:B:40:ASN:H	1:B:40:ASN:HB2	4	0.79
(1,1394)	1:B:33:GLN:H	1:B:33:GLN:HB2	4	0.79
(1,1369)	1:B:30:SER:H	1:B:30:SER:HB2	6	0.79
(1,1351)	1:B:27:LYS:H	1:B:26:PRO:HG2	5	0.79
(1,1340)	1:B:23:THR:HA	1:B:24:THR:H	1	0.79
(1,1340)	1:B:23:THR:HA	1:B:24:THR:H	4	0.79
(1,1332)	1:B:21:GLN:HA	1:B:22:ASP:H	14	0.79
(1,1323)	1:B:19:GLY:H	1:B:18:VAL:HA	3	0.79
(1,132)	1:A:31:LEU:H	1:A:31:LEU:HB2	7	0.79
(1,1318)	1:B:18:VAL:H	1:B:17:ALA:HA	3	0.79
(1,1318)	1:B:18:VAL:H	1:B:17:ALA:HA	12	0.79

*Continued on next page...*

*Continued from previous page...*

Key	Atom-1	Atom-2	Model ID	Violation (Å)
(1,1318)	1:B:18:VAL:H	1:B:17:ALA:HA	14	0.79
(1,1293)	1:B:13:ASP:H	1:B:13:ASP:HB2	15	0.79
(1,1264)	1:B:8:LYS:H	1:B:7:ASP:HA	4	0.79
(1,1264)	1:B:8:LYS:H	1:B:7:ASP:HA	7	0.79
(1,1264)	1:B:8:LYS:H	1:B:7:ASP:HA	10	0.79
(1,1264)	1:B:8:LYS:H	1:B:7:ASP:HA	11	0.79
(1,1264)	1:B:8:LYS:H	1:B:7:ASP:HA	12	0.79
(1,1235)	1:A:218:ARG:H	1:A:218:ARG:HG2	6	0.79
(1,1090)	1:A:191:SER:H	1:A:191:SER:HB2	12	0.79
(1,1088)	1:A:190:LYS:H	1:A:191:SER:H	1	0.79
(1,1088)	1:A:190:LYS:H	1:A:191:SER:H	4	0.79
(1,1082)	1:A:190:LYS:H	1:A:190:LYS:HE2	7	0.79
(1,1082)	1:A:190:LYS:H	1:A:190:LYS:HE2	9	0.79
(1,1079)	1:A:189:PHE:HB2	1:A:189:PHE:H	13	0.79
(1,107)	1:A:27:LYS:H	1:A:26:PRO:HG2	10	0.79
(1,103)	1:A:25:LYS:H	1:A:25:LYS:HD2	6	0.79
(1,96)	1:A:23:THR:HA	1:A:24:THR:H	9	0.78
(1,96)	1:A:23:THR:HA	1:A:24:THR:H	11	0.78
(1,943)	1:A:173:HIS:H	1:A:172:LYS:HA	4	0.78
(1,943)	1:A:173:HIS:H	1:A:172:LYS:HA	8	0.78
(1,943)	1:A:173:HIS:H	1:A:172:LYS:HA	10	0.78
(1,937)	1:A:172:LYS:H	1:A:171:GLY:HA2	1	0.78
(1,90)	1:A:22:ASP:H	1:A:22:ASP:HB3	3	0.78
(1,89)	1:A:22:ASP:H	1:A:22:ASP:HB2	8	0.78
(1,88)	1:A:21:GLN:HA	1:A:22:ASP:H	9	0.78
(1,88)	1:A:21:GLN:HA	1:A:22:ASP:H	12	0.78
(1,841)	1:A:157:LEU:HD11	1:A:204:MET:HG2	2	0.78
(1,841)	1:A:157:LEU:HD11	1:A:204:MET:HG3	2	0.78
(1,841)	1:A:157:LEU:HD12	1:A:204:MET:HG2	2	0.78
(1,841)	1:A:157:LEU:HD12	1:A:204:MET:HG3	2	0.78
(1,841)	1:A:157:LEU:HD13	1:A:204:MET:HG2	2	0.78
(1,841)	1:A:157:LEU:HD13	1:A:204:MET:HG3	2	0.78
(1,841)	1:A:157:LEU:HD21	1:A:204:MET:HG2	2	0.78
(1,841)	1:A:157:LEU:HD21	1:A:204:MET:HG3	2	0.78
(1,841)	1:A:157:LEU:HD22	1:A:204:MET:HG2	2	0.78
(1,841)	1:A:157:LEU:HD22	1:A:204:MET:HG3	2	0.78
(1,841)	1:A:157:LEU:HD23	1:A:204:MET:HG2	2	0.78
(1,841)	1:A:157:LEU:HD23	1:A:204:MET:HG3	2	0.78
(1,832)	1:A:157:LEU:H	1:A:157:LEU:HB2	15	0.78
(1,775)	1:A:150:ASN:H	1:A:150:ASN:HB2	3	0.78
(1,756)	1:A:142:THR:H	1:A:142:THR:HG21	12	0.78
(1,756)	1:A:142:THR:H	1:A:142:THR:HG22	12	0.78

*Continued on next page...*

*Continued from previous page...*

Key	Atom-1	Atom-2	Model ID	Violation (Å)
(1,756)	1:A:142:THR:H	1:A:142:THR:HG23	12	0.78
(1,73)	1:A:17:ALA:H	1:A:17:ALA:HB1	1	0.78
(1,73)	1:A:17:ALA:H	1:A:17:ALA:HB2	1	0.78
(1,73)	1:A:17:ALA:H	1:A:17:ALA:HB3	1	0.78
(1,707)	1:A:133:GLN:H	1:A:133:GLN:HB2	1	0.78
(1,687)	1:A:127:ASN:H	1:A:126:PRO:HA	2	0.78
(1,679)	1:A:122:GLN:H	1:A:122:GLN:HB2	1	0.78
(1,676)	1:A:121:LEU:HD11	1:A:152:ALA:HB1	14	0.78
(1,676)	1:A:121:LEU:HD11	1:A:152:ALA:HB2	14	0.78
(1,676)	1:A:121:LEU:HD11	1:A:152:ALA:HB3	14	0.78
(1,676)	1:A:121:LEU:HD12	1:A:152:ALA:HB1	14	0.78
(1,676)	1:A:121:LEU:HD12	1:A:152:ALA:HB2	14	0.78
(1,676)	1:A:121:LEU:HD12	1:A:152:ALA:HB3	14	0.78
(1,676)	1:A:121:LEU:HD13	1:A:152:ALA:HB1	14	0.78
(1,676)	1:A:121:LEU:HD13	1:A:152:ALA:HB2	14	0.78
(1,676)	1:A:121:LEU:HD13	1:A:152:ALA:HB3	14	0.78
(1,672)	1:A:121:LEU:H	1:A:122:GLN:H	15	0.78
(1,590)	1:A:111:ILE:H	1:A:111:ILE:HB	14	0.78
(1,581)	1:A:110:GLY:H	1:A:111:ILE:H	10	0.78
(1,539)	1:A:104:VAL:HG21	1:A:170:ARG:HE	9	0.78
(1,539)	1:A:104:VAL:HG22	1:A:170:ARG:HE	9	0.78
(1,539)	1:A:104:VAL:HG23	1:A:170:ARG:HE	9	0.78
(1,488)	1:A:87:LEU:HA	1:A:88:ILE:H	2	0.78
(1,488)	1:A:87:LEU:HA	1:A:88:ILE:H	5	0.78
(1,446)	1:A:79:SER:H	1:A:78:LEU:HB3	12	0.78
(1,33)	1:A:11:THR:H	1:A:10:PRO:HA	2	0.78
(1,33)	1:A:11:THR:H	1:A:10:PRO:HA	3	0.78
(1,33)	1:A:11:THR:H	1:A:10:PRO:HA	4	0.78
(1,33)	1:A:11:THR:H	1:A:10:PRO:HA	5	0.78
(1,33)	1:A:11:THR:H	1:A:10:PRO:HA	7	0.78
(1,33)	1:A:11:THR:H	1:A:10:PRO:HA	9	0.78
(1,33)	1:A:11:THR:H	1:A:10:PRO:HA	12	0.78
(1,33)	1:A:11:THR:H	1:A:10:PRO:HA	14	0.78
(1,28)	1:A:9:THR:H	1:A:8:LYS:HA	12	0.78
(1,2613)	2:C:22:ARG:HH11	1:A:65:ASP:H	10	0.78
(1,2613)	2:C:22:ARG:HH11	1:B:65:ASP:H	10	0.78
(1,2613)	2:C:22:ARG:HH12	1:A:65:ASP:H	10	0.78
(1,2613)	2:C:22:ARG:HH12	1:B:65:ASP:H	10	0.78
(1,2589)	2:C:25:LEU:H	1:A:66:LYS:HG2	14	0.78
(1,2589)	2:C:25:LEU:H	1:A:66:LYS:HG3	14	0.78
(1,2589)	2:C:25:LEU:H	1:B:66:LYS:HG2	14	0.78
(1,2589)	2:C:25:LEU:H	1:B:66:LYS:HG3	14	0.78

*Continued on next page...*

*Continued from previous page...*

Key	Atom-1	Atom-2	Model ID	Violation (Å)
(1,2588)	1:B:120:GLY:H	1:A:189:PHE:HB2	15	0.78
(1,2588)	1:B:120:GLY:H	1:A:189:PHE:HB3	15	0.78
(1,2582)	1:B:116:GLY:H	1:A:189:PHE:HB2	10	0.78
(1,2582)	1:B:116:GLY:H	1:A:189:PHE:HB3	10	0.78
(1,2581)	1:B:116:GLY:H	1:A:185:THR:HB	12	0.78
(1,253)	1:A:49:GLY:H	1:A:48:PRO:HA	12	0.78
(1,2496)	2:C:8:ILE:H	2:C:9:ARG:H	7	0.78
(1,2483)	1:B:219:LEU:H	1:B:219:LEU:HB2	15	0.78
(1,2472)	1:B:215:VAL:H	1:B:215:VAL:HB	9	0.78
(1,2329)	1:B:190:LYS:H	1:B:190:LYS:HD2	7	0.78
(1,219)	1:A:41:ILE:HG21	1:A:42:ASN:H	1	0.78
(1,219)	1:A:41:ILE:HG22	1:A:42:ASN:H	1	0.78
(1,219)	1:A:41:ILE:HG23	1:A:42:ASN:H	1	0.78
(1,2187)	1:B:173:HIS:H	1:B:172:LYS:HA	9	0.78
(1,2122)	1:B:161:ILE:HD11	1:B:207:ALA:HB1	14	0.78
(1,2122)	1:B:161:ILE:HD11	1:B:207:ALA:HB2	14	0.78
(1,2122)	1:B:161:ILE:HD11	1:B:207:ALA:HB3	14	0.78
(1,2122)	1:B:161:ILE:HD12	1:B:207:ALA:HB1	14	0.78
(1,2122)	1:B:161:ILE:HD12	1:B:207:ALA:HB2	14	0.78
(1,2122)	1:B:161:ILE:HD12	1:B:207:ALA:HB3	14	0.78
(1,2122)	1:B:161:ILE:HD13	1:B:207:ALA:HB1	14	0.78
(1,2122)	1:B:161:ILE:HD13	1:B:207:ALA:HB2	14	0.78
(1,2122)	1:B:161:ILE:HD13	1:B:207:ALA:HB3	14	0.78
(1,2009)	1:B:147:PHE:H	1:B:147:PHE:HB2	9	0.78
(1,2008)	1:B:147:PHE:H	1:B:147:PHE:HE1	7	0.78
(1,2008)	1:B:147:PHE:H	1:B:147:PHE:HE2	7	0.78
(1,20)	1:A:8:LYS:H	1:A:7:ASP:HA	2	0.78
(1,20)	1:A:8:LYS:H	1:A:7:ASP:HA	4	0.78
(1,1940)	1:B:130:GLY:HA2	1:B:131:LYS:H	7	0.78
(1,194)	1:A:38:GLU:H	1:A:38:GLU:HB2	6	0.78
(1,1931)	1:B:127:ASN:H	1:B:126:PRO:HA	12	0.78
(1,1931)	1:B:127:ASN:H	1:B:126:PRO:HA	14	0.78
(1,1916)	1:B:121:LEU:H	1:B:122:GLN:H	15	0.78
(1,1895)	1:B:118:MET:HE1	1:B:159:TYR:HB2	10	0.78
(1,1895)	1:B:118:MET:HE1	1:B:159:TYR:HB3	10	0.78
(1,1895)	1:B:118:MET:HE2	1:B:159:TYR:HB2	10	0.78
(1,1895)	1:B:118:MET:HE2	1:B:159:TYR:HB3	10	0.78
(1,1895)	1:B:118:MET:HE3	1:B:159:TYR:HB2	10	0.78
(1,1895)	1:B:118:MET:HE3	1:B:159:TYR:HB3	10	0.78
(1,187)	1:A:37:PHE:HA	1:A:38:GLU:H	4	0.78
(1,186)	1:A:37:PHE:H	1:A:37:PHE:HB3	14	0.78
(1,1855)	1:B:114:PHE:HB3	1:B:115:SER:H	1	0.78

*Continued on next page...*



*Continued from previous page...*

Key	Atom-1	Atom-2	Model ID	Violation (Å)
(1,181)	1:A:37:PHE:H	1:A:36:GLY:H	12	0.78
(1,1785)	1:B:104:VAL:HG11	1:B:170:ARG:HD2	10	0.78
(1,1785)	1:B:104:VAL:HG11	1:B:170:ARG:HD3	10	0.78
(1,1785)	1:B:104:VAL:HG12	1:B:170:ARG:HD2	10	0.78
(1,1785)	1:B:104:VAL:HG12	1:B:170:ARG:HD3	10	0.78
(1,1785)	1:B:104:VAL:HG13	1:B:170:ARG:HD2	10	0.78
(1,1785)	1:B:104:VAL:HG13	1:B:170:ARG:HD3	10	0.78
(1,1732)	1:B:87:LEU:HA	1:B:88:ILE:H	3	0.78
(1,1732)	1:B:87:LEU:HA	1:B:88:ILE:H	4	0.78
(1,1727)	1:B:86:GLY:HA3	1:B:87:LEU:H	10	0.78
(1,1680)	1:B:78:LEU:H	1:B:78:LEU:HB2	10	0.78
(1,1562)	1:B:63:GLY:H	1:B:64:LEU:H	9	0.78
(1,1528)	1:B:54:ASP:HA	1:B:55:THR:H	5	0.78
(1,1528)	1:B:54:ASP:HA	1:B:55:THR:H	8	0.78
(1,1514)	1:B:53:VAL:H	1:B:52:HIS:HA	7	0.78
(1,1514)	1:B:53:VAL:H	1:B:52:HIS:HA	13	0.78
(1,1514)	1:B:53:VAL:H	1:B:52:HIS:HA	15	0.78
(1,1509)	1:B:51:MET:HA	1:B:52:HIS:H	10	0.78
(1,1507)	1:B:51:MET:H	1:B:51:MET:HB2	4	0.78
(1,150)	1:A:33:GLN:H	1:A:33:GLN:HB2	13	0.78
(1,1497)	1:B:49:GLY:H	1:B:48:PRO:HA	3	0.78
(1,1497)	1:B:49:GLY:H	1:B:48:PRO:HA	5	0.78
(1,1497)	1:B:49:GLY:H	1:B:48:PRO:HA	9	0.78
(1,1497)	1:B:49:GLY:H	1:B:48:PRO:HA	11	0.78
(1,1497)	1:B:49:GLY:H	1:B:48:PRO:HA	13	0.78
(1,1425)	1:B:37:PHE:H	1:B:36:GLY:H	5	0.78
(1,1406)	1:B:34:SER:H	1:B:34:SER:HB2	5	0.78
(1,1369)	1:B:30:SER:H	1:B:30:SER:HB2	14	0.78
(1,1340)	1:B:23:THR:HA	1:B:24:THR:H	10	0.78
(1,1340)	1:B:23:THR:HA	1:B:24:THR:H	12	0.78
(1,1340)	1:B:23:THR:HA	1:B:24:THR:H	13	0.78
(1,1339)	1:B:23:THR:H	1:B:23:THR:HG21	10	0.78
(1,1339)	1:B:23:THR:H	1:B:23:THR:HG22	10	0.78
(1,1339)	1:B:23:THR:H	1:B:23:THR:HG23	10	0.78
(1,1318)	1:B:18:VAL:H	1:B:17:ALA:HA	6	0.78
(1,1318)	1:B:18:VAL:H	1:B:17:ALA:HA	9	0.78
(1,1277)	1:B:11:THR:H	1:B:10:PRO:HA	7	0.78
(1,1277)	1:B:11:THR:H	1:B:10:PRO:HA	9	0.78
(1,1272)	1:B:9:THR:H	1:B:8:LYS:HA	7	0.78
(1,1272)	1:B:9:THR:H	1:B:8:LYS:HA	11	0.78
(1,1272)	1:B:9:THR:H	1:B:8:LYS:HA	13	0.78
(1,1272)	1:B:9:THR:H	1:B:8:LYS:HA	14	0.78

*Continued on next page...*

*Continued from previous page...*

Key	Atom-1	Atom-2	Model ID	Violation (Å)
(1,127)	1:A:30:SER:H	1:A:30:SER:HB3	12	0.78
(1,1264)	1:B:8:LYS:H	1:B:7:ASP:HA	14	0.78
(1,1258)	1:B:6:GLY:H	1:B:7:ASP:H	1	0.78
(1,1088)	1:A:190:LYS:H	1:A:191:SER:H	3	0.78
(1,1088)	1:A:190:LYS:H	1:A:191:SER:H	15	0.78
(1,1055)	1:A:187:ALA:HB1	1:A:198:MET:HG2	12	0.78
(1,1055)	1:A:187:ALA:HB1	1:A:198:MET:HG3	12	0.78
(1,1055)	1:A:187:ALA:HB2	1:A:198:MET:HG2	12	0.78
(1,1055)	1:A:187:ALA:HB2	1:A:198:MET:HG3	12	0.78
(1,1055)	1:A:187:ALA:HB3	1:A:198:MET:HG2	12	0.78
(1,1055)	1:A:187:ALA:HB3	1:A:198:MET:HG3	12	0.78
(1,1001)	1:A:182:GLY:H	1:A:181:ALA:HB1	12	0.78
(1,1001)	1:A:182:GLY:H	1:A:181:ALA:HB2	12	0.78
(1,1001)	1:A:182:GLY:H	1:A:181:ALA:HB3	12	0.78
(2,131)	1:A:165:THR:H	1:B:188:LEU:H	8	0.77
(1,975)	1:A:179:ILE:H	1:A:179:ILE:HG21	8	0.77
(1,975)	1:A:179:ILE:H	1:A:179:ILE:HG22	8	0.77
(1,975)	1:A:179:ILE:H	1:A:179:ILE:HG23	8	0.77
(1,943)	1:A:173:HIS:H	1:A:172:LYS:HA	7	0.77
(1,943)	1:A:173:HIS:H	1:A:172:LYS:HA	14	0.77
(1,928)	1:A:169:LEU:H	1:A:169:LEU:HG	2	0.77
(1,88)	1:A:21:GLN:HA	1:A:22:ASP:H	6	0.77
(1,774)	1:A:150:ASN:H	1:A:150:ASN:HD21	11	0.77
(1,765)	1:A:147:PHE:H	1:A:147:PHE:HB2	10	0.77
(1,749)	1:A:140:HIS:H	1:A:140:HIS:HB2	11	0.77
(1,747)	1:A:139:ASN:H	1:A:139:ASN:HB2	10	0.77
(1,74)	1:A:18:VAL:H	1:A:17:ALA:HA	6	0.77
(1,74)	1:A:18:VAL:H	1:A:17:ALA:HA	9	0.77
(1,696)	1:A:130:GLY:HA2	1:A:131:LYS:H	2	0.77
(1,687)	1:A:127:ASN:H	1:A:126:PRO:HA	6	0.77
(1,687)	1:A:127:ASN:H	1:A:126:PRO:HA	13	0.77
(1,678)	1:A:121:LEU:HD21	1:A:152:ALA:HB1	8	0.77
(1,678)	1:A:121:LEU:HD21	1:A:152:ALA:HB2	8	0.77
(1,678)	1:A:121:LEU:HD21	1:A:152:ALA:HB3	8	0.77
(1,678)	1:A:121:LEU:HD22	1:A:152:ALA:HB1	8	0.77
(1,678)	1:A:121:LEU:HD22	1:A:152:ALA:HB2	8	0.77
(1,678)	1:A:121:LEU:HD22	1:A:152:ALA:HB3	8	0.77
(1,678)	1:A:121:LEU:HD23	1:A:152:ALA:HB1	8	0.77
(1,678)	1:A:121:LEU:HD23	1:A:152:ALA:HB2	8	0.77
(1,678)	1:A:121:LEU:HD23	1:A:152:ALA:HB3	8	0.77
(1,672)	1:A:121:LEU:H	1:A:122:GLN:H	8	0.77
(1,672)	1:A:121:LEU:H	1:A:122:GLN:H	10	0.77

*Continued on next page...*

*Continued from previous page...*

Key	Atom-1	Atom-2	Model ID	Violation (Å)
(1,672)	1:A:121:LEU:H	1:A:122:GLN:H	11	0.77
(1,672)	1:A:121:LEU:H	1:A:122:GLN:H	12	0.77
(1,543)	1:A:104:VAL:HG11	1:A:167:ASP:H	8	0.77
(1,543)	1:A:104:VAL:HG12	1:A:167:ASP:H	8	0.77
(1,543)	1:A:104:VAL:HG13	1:A:167:ASP:H	8	0.77
(1,488)	1:A:87:LEU:HA	1:A:88:ILE:H	7	0.77
(1,488)	1:A:87:LEU:HA	1:A:88:ILE:H	9	0.77
(1,483)	1:A:86:GLY:HA3	1:A:87:LEU:H	2	0.77
(1,43)	1:A:12:ASP:H	1:A:12:ASP:HB2	15	0.77
(1,405)	1:A:74:GLU:H	1:A:73:LEU:HB3	3	0.77
(1,383)	1:A:71:LEU:H	1:A:71:LEU:HB2	14	0.77
(1,284)	1:A:54:ASP:HA	1:A:55:THR:H	12	0.77
(1,263)	1:A:51:MET:H	1:A:51:MET:HB2	7	0.77
(1,2571)	1:B:88:ILE:HD11	1:A:172:LYS:HE2	7	0.77
(1,2571)	1:B:88:ILE:HD11	1:A:172:LYS:HE3	7	0.77
(1,2571)	1:B:88:ILE:HD12	1:A:172:LYS:HE2	7	0.77
(1,2571)	1:B:88:ILE:HD12	1:A:172:LYS:HE3	7	0.77
(1,2571)	1:B:88:ILE:HD13	1:A:172:LYS:HE2	7	0.77
(1,2571)	1:B:88:ILE:HD13	1:A:172:LYS:HE3	7	0.77
(1,25)	1:A:9:THR:H	1:A:7:ASP:HA	10	0.77
(1,2480)	1:B:218:ARG:H	1:B:218:ARG:HB2	3	0.77
(1,2408)	1:B:204:MET:HE1	1:B:160:ASN:HD21	3	0.77
(1,2408)	1:B:204:MET:HE1	1:B:160:ASN:HD22	3	0.77
(1,2408)	1:B:204:MET:HE2	1:B:160:ASN:HD21	3	0.77
(1,2408)	1:B:204:MET:HE2	1:B:160:ASN:HD22	3	0.77
(1,2408)	1:B:204:MET:HE3	1:B:160:ASN:HD21	3	0.77
(1,2408)	1:B:204:MET:HE3	1:B:160:ASN:HD22	3	0.77
(1,2332)	1:B:190:LYS:H	1:B:191:SER:H	13	0.77
(1,2332)	1:B:190:LYS:H	1:B:191:SER:H	15	0.77
(1,2036)	1:B:152:ALA:HB1	1:B:122:GLN:HG2	11	0.77
(1,2036)	1:B:152:ALA:HB1	1:B:122:GLN:HG3	11	0.77
(1,2036)	1:B:152:ALA:HB2	1:B:122:GLN:HG2	11	0.77
(1,2036)	1:B:152:ALA:HB2	1:B:122:GLN:HG3	11	0.77
(1,2036)	1:B:152:ALA:HB3	1:B:122:GLN:HG2	11	0.77
(1,2036)	1:B:152:ALA:HB3	1:B:122:GLN:HG3	11	0.77
(1,2004)	1:B:144:ARG:H	1:B:144:ARG:HG2	11	0.77
(1,1966)	1:B:135:ASN:H	1:B:135:ASN:HB2	8	0.77
(1,1951)	1:B:133:GLN:H	1:B:133:GLN:HB2	8	0.77
(1,1931)	1:B:127:ASN:H	1:B:126:PRO:HA	13	0.77
(1,1923)	1:B:122:GLN:H	1:B:122:GLN:HB2	6	0.77
(1,1916)	1:B:121:LEU:H	1:B:122:GLN:H	8	0.77
(1,1885)	1:B:118:MET:H	1:B:118:MET:HB2	7	0.77

*Continued on next page...*

*Continued from previous page...*

Key	Atom-1	Atom-2	Model ID	Violation (Å)
(1,1834)	1:B:111:ILE:H	1:B:111:ILE:HB	4	0.77
(1,1809)	1:B:107:LEU:HD11	1:B:166:ILE:HB	11	0.77
(1,1809)	1:B:107:LEU:HD12	1:B:166:ILE:HB	11	0.77
(1,1809)	1:B:107:LEU:HD13	1:B:166:ILE:HB	11	0.77
(1,1801)	1:B:106:LEU:H	1:B:106:LEU:HB2	6	0.77
(1,1732)	1:B:87:LEU:HA	1:B:88:ILE:H	7	0.77
(1,1697)	1:B:80:SER:H	1:B:77:GLN:HB2	11	0.77
(1,1621)	1:B:70:TYR:H	1:B:70:TYR:HB2	3	0.77
(1,1545)	1:B:57:ARG:HB2	1:B:58:LEU:H	6	0.77
(1,1524)	1:B:54:ASP:H	1:B:54:ASP:HB2	5	0.77
(1,1523)	1:B:53:VAL:HG11	1:B:56:ALA:H	13	0.77
(1,1523)	1:B:53:VAL:HG12	1:B:56:ALA:H	13	0.77
(1,1523)	1:B:53:VAL:HG13	1:B:56:ALA:H	13	0.77
(1,1517)	1:B:53:VAL:H	1:B:53:VAL:HG11	7	0.77
(1,1517)	1:B:53:VAL:H	1:B:53:VAL:HG12	7	0.77
(1,1517)	1:B:53:VAL:H	1:B:53:VAL:HG13	7	0.77
(1,1507)	1:B:51:MET:H	1:B:51:MET:HB2	10	0.77
(1,1431)	1:B:37:PHE:HA	1:B:38:GLU:H	9	0.77
(1,1431)	1:B:37:PHE:HA	1:B:38:GLU:H	11	0.77
(1,1416)	1:B:36:GLY:H	1:B:35:LEU:H	4	0.77
(1,1409)	1:B:35:LEU:HD11	1:B:35:LEU:H	5	0.77
(1,1409)	1:B:35:LEU:HD12	1:B:35:LEU:H	5	0.77
(1,1409)	1:B:35:LEU:HD13	1:B:35:LEU:H	5	0.77
(1,14)	1:A:6:GLY:H	1:A:7:ASP:H	12	0.77
(1,1373)	1:B:31:LEU:H	1:B:30:SER:HB2	5	0.77
(1,1353)	1:B:27:LYS:H	1:B:27:LYS:HD2	2	0.77
(1,1340)	1:B:23:THR:HA	1:B:24:THR:H	7	0.77
(1,1334)	1:B:22:ASP:H	1:B:22:ASP:HB3	13	0.77
(1,1319)	1:B:18:VAL:H	1:B:17:ALA:HB1	8	0.77
(1,1319)	1:B:18:VAL:H	1:B:17:ALA:HB2	8	0.77
(1,1319)	1:B:18:VAL:H	1:B:17:ALA:HB3	8	0.77
(1,1308)	1:B:15:ASN:H	1:B:15:ASN:HB2	7	0.77
(1,1293)	1:B:13:ASP:H	1:B:13:ASP:HB2	5	0.77
(1,1277)	1:B:11:THR:H	1:B:10:PRO:HA	8	0.77
(1,1236)	1:A:218:ARG:H	1:A:218:ARG:HB2	11	0.77
(1,1228)	1:A:215:VAL:H	1:A:215:VAL:HB	7	0.77
(1,1163)	1:A:204:MET:HE1	1:A:160:ASN:HB2	2	0.77
(1,1163)	1:A:204:MET:HE1	1:A:160:ASN:HB3	2	0.77
(1,1163)	1:A:204:MET:HE2	1:A:160:ASN:HB2	2	0.77
(1,1163)	1:A:204:MET:HE2	1:A:160:ASN:HB3	2	0.77
(1,1163)	1:A:204:MET:HE3	1:A:160:ASN:HB2	2	0.77
(1,1163)	1:A:204:MET:HE3	1:A:160:ASN:HB3	2	0.77

*Continued on next page...*

*Continued from previous page...*

Key	Atom-1	Atom-2	Model ID	Violation (Å)
(1,1142)	1:A:201:SER:H	1:A:201:SER:HB2	13	0.77
(1,1120)	1:A:198:MET:HE1	1:A:190:LYS:HE2	11	0.77
(1,1120)	1:A:198:MET:HE1	1:A:190:LYS:HE3	11	0.77
(1,1120)	1:A:198:MET:HE2	1:A:190:LYS:HE2	11	0.77
(1,1120)	1:A:198:MET:HE2	1:A:190:LYS:HE3	11	0.77
(1,1120)	1:A:198:MET:HE3	1:A:190:LYS:HE2	11	0.77
(1,1120)	1:A:198:MET:HE3	1:A:190:LYS:HE3	11	0.77
(1,1119)	1:A:198:MET:HE1	1:A:199:GLY:H	6	0.77
(1,1119)	1:A:198:MET:HE2	1:A:199:GLY:H	6	0.77
(1,1119)	1:A:198:MET:HE3	1:A:199:GLY:H	6	0.77
(1,1096)	1:A:193:LYS:H	1:A:193:LYS:HB2	15	0.77
(1,1088)	1:A:190:LYS:H	1:A:191:SER:H	5	0.77
(1,1088)	1:A:190:LYS:H	1:A:191:SER:H	8	0.77
(1,1035)	1:A:185:THR:H	1:A:185:THR:HG21	8	0.77
(1,1035)	1:A:185:THR:H	1:A:185:THR:HG22	8	0.77
(1,1035)	1:A:185:THR:H	1:A:185:THR:HG23	8	0.77
(1,96)	1:A:23:THR:HA	1:A:24:THR:H	5	0.76
(1,96)	1:A:23:THR:HA	1:A:24:THR:H	6	0.76
(1,954)	1:A:176:ALA:HB1	1:A:176:ALA:H	6	0.76
(1,954)	1:A:176:ALA:HB2	1:A:176:ALA:H	6	0.76
(1,954)	1:A:176:ALA:HB3	1:A:176:ALA:H	6	0.76
(1,934)	1:A:170:ARG:HB3	1:A:171:GLY:H	4	0.76
(1,90)	1:A:22:ASP:H	1:A:22:ASP:HB3	8	0.76
(1,775)	1:A:150:ASN:H	1:A:150:ASN:HB2	6	0.76
(1,772)	1:A:149:GLY:HA3	1:A:150:ASN:H	13	0.76
(1,75)	1:A:18:VAL:H	1:A:17:ALA:HB1	7	0.76
(1,75)	1:A:18:VAL:H	1:A:17:ALA:HB2	7	0.76
(1,75)	1:A:18:VAL:H	1:A:17:ALA:HB3	7	0.76
(1,75)	1:A:18:VAL:H	1:A:17:ALA:HB1	14	0.76
(1,75)	1:A:18:VAL:H	1:A:17:ALA:HB2	14	0.76
(1,75)	1:A:18:VAL:H	1:A:17:ALA:HB3	14	0.76
(1,715)	1:A:134:LEU:H	1:A:134:LEU:HD11	3	0.76
(1,715)	1:A:134:LEU:H	1:A:134:LEU:HD12	3	0.76
(1,715)	1:A:134:LEU:H	1:A:134:LEU:HD13	3	0.76
(1,693)	1:A:128:SER:H	1:A:128:SER:HB2	2	0.76
(1,672)	1:A:121:LEU:H	1:A:122:GLN:H	2	0.76
(1,64)	1:A:15:ASN:H	1:A:15:ASN:HB2	9	0.76
(1,6)	1:A:5:PHE:HB2	1:A:5:PHE:H	3	0.76
(1,590)	1:A:111:ILE:H	1:A:111:ILE:HB	9	0.76
(1,491)	1:A:88:ILE:H	1:A:88:ILE:HG12	9	0.76
(1,49)	1:A:13:ASP:H	1:A:13:ASP:HB2	1	0.76
(1,49)	1:A:13:ASP:H	1:A:13:ASP:HB2	10	0.76

*Continued on next page...*

*Continued from previous page...*

Key	Atom-1	Atom-2	Model ID	Violation (Å)
(1,488)	1:A:87:LEU:HA	1:A:88:ILE:H	6	0.76
(1,488)	1:A:87:LEU:HA	1:A:88:ILE:H	10	0.76
(1,478)	1:A:84:SER:H	1:A:84:SER:HB2	13	0.76
(1,466)	1:A:81:LEU:H	1:A:81:LEU:HB2	9	0.76
(1,466)	1:A:81:LEU:H	1:A:81:LEU:HB2	14	0.76
(1,409)	1:A:74:GLU:H	1:A:74:GLU:HB2	6	0.76
(1,405)	1:A:74:GLU:H	1:A:73:LEU:HB3	9	0.76
(1,375)	1:A:70:TYR:H	1:A:70:TYR:HD1	14	0.76
(1,375)	1:A:70:TYR:H	1:A:70:TYR:HD2	14	0.76
(1,284)	1:A:54:ASP:HA	1:A:55:THR:H	1	0.76
(1,279)	1:A:53:VAL:HG11	1:A:56:ALA:H	12	0.76
(1,279)	1:A:53:VAL:HG12	1:A:56:ALA:H	12	0.76
(1,279)	1:A:53:VAL:HG13	1:A:56:ALA:H	12	0.76
(1,270)	1:A:53:VAL:H	1:A:52:HIS:HA	3	0.76
(1,270)	1:A:53:VAL:H	1:A:52:HIS:HA	7	0.76
(1,2598)	2:C:20:SER:H	1:A:68:VAL:HG11	8	0.76
(1,2598)	2:C:20:SER:H	1:A:68:VAL:HG12	8	0.76
(1,2598)	2:C:20:SER:H	1:A:68:VAL:HG13	8	0.76
(1,2598)	2:C:20:SER:H	1:B:68:VAL:HG11	8	0.76
(1,2598)	2:C:20:SER:H	1:B:68:VAL:HG12	8	0.76
(1,2598)	2:C:20:SER:H	1:B:68:VAL:HG13	8	0.76
(1,255)	1:A:49:GLY:H	1:A:48:PRO:HB2	2	0.76
(1,253)	1:A:49:GLY:H	1:A:48:PRO:HA	8	0.76
(1,2503)	2:C:17:THR:H	2:C:18:LEU:H	9	0.76
(1,2491)	2:C:3:SER:H	2:C:4:LEU:H	11	0.76
(1,2332)	1:B:190:LYS:H	1:B:191:SER:H	10	0.76
(1,2326)	1:B:190:LYS:H	1:B:190:LYS:HE2	2	0.76
(1,228)	1:A:43:ASN:H	1:A:43:ASN:HB2	10	0.76
(1,2187)	1:B:173:HIS:H	1:B:172:LYS:HA	4	0.76
(1,2178)	1:B:170:ARG:HB3	1:B:171:GLY:H	12	0.76
(1,2171)	1:B:169:LEU:H	1:B:169:LEU:HB2	5	0.76
(1,20)	1:A:8:LYS:H	1:A:7:ASP:HA	10	0.76
(1,1997)	1:B:141:ILE:H	1:B:141:ILE:HG12	4	0.76
(1,1966)	1:B:135:ASN:H	1:B:135:ASN:HB2	7	0.76
(1,1933)	1:B:127:ASN:H	1:B:126:PRO:HG2	5	0.76
(1,1931)	1:B:127:ASN:H	1:B:126:PRO:HA	1	0.76
(1,1930)	1:B:124:ILE:H	1:B:124:ILE:HG21	15	0.76
(1,1930)	1:B:124:ILE:H	1:B:124:ILE:HG22	15	0.76
(1,1930)	1:B:124:ILE:H	1:B:124:ILE:HG23	15	0.76
(1,1916)	1:B:121:LEU:H	1:B:122:GLN:H	12	0.76
(1,187)	1:A:37:PHE:HA	1:A:38:GLU:H	3	0.76
(1,187)	1:A:37:PHE:HA	1:A:38:GLU:H	12	0.76

*Continued on next page...*



*Continued from previous page...*

Key	Atom-1	Atom-2	Model ID	Violation (Å)
(1,1782)	1:B:104:VAL:HG21	1:B:170:ARG:HD2	12	0.76
(1,1782)	1:B:104:VAL:HG21	1:B:170:ARG:HD3	12	0.76
(1,1782)	1:B:104:VAL:HG22	1:B:170:ARG:HD2	12	0.76
(1,1782)	1:B:104:VAL:HG22	1:B:170:ARG:HD3	12	0.76
(1,1782)	1:B:104:VAL:HG23	1:B:170:ARG:HD2	12	0.76
(1,1782)	1:B:104:VAL:HG23	1:B:170:ARG:HD3	12	0.76
(1,1722)	1:B:84:SER:H	1:B:84:SER:HB2	15	0.76
(1,1631)	1:B:71:LEU:HB2	1:B:72:ASP:H	3	0.76
(1,1548)	1:B:58:LEU:H	1:B:58:LEU:HB2	14	0.76
(1,1514)	1:B:53:VAL:H	1:B:52:HIS:HA	12	0.76
(1,1509)	1:B:51:MET:HA	1:B:52:HIS:H	9	0.76
(1,1507)	1:B:51:MET:H	1:B:51:MET:HB2	8	0.76
(1,1504)	1:B:50:GLY:HA2	1:B:51:MET:H	13	0.76
(1,1485)	1:B:45:ILE:H	1:B:45:ILE:HG12	5	0.76
(1,1447)	1:B:40:ASN:H	1:B:40:ASN:HB2	5	0.76
(1,1431)	1:B:37:PHE:HA	1:B:38:GLU:H	14	0.76
(1,1373)	1:B:31:LEU:H	1:B:30:SER:HB2	8	0.76
(1,1318)	1:B:18:VAL:H	1:B:17:ALA:HA	15	0.76
(1,1287)	1:B:12:ASP:H	1:B:12:ASP:HB2	8	0.76
(1,1281)	1:B:11:THR:H	1:B:12:ASP:H	9	0.76
(1,1277)	1:B:11:THR:H	1:B:10:PRO:HA	2	0.76
(1,1277)	1:B:11:THR:H	1:B:10:PRO:HA	13	0.76
(1,1269)	1:B:9:THR:H	1:B:7:ASP:HA	5	0.76
(1,1258)	1:B:6:GLY:H	1:B:7:ASP:H	6	0.76
(1,1250)	1:B:5:PHE:HB2	1:B:5:PHE:H	3	0.76
(1,114)	1:A:28:GLU:H	1:A:28:GLU:HB2	5	0.76
(1,113)	1:A:27:LYS:HD2	1:A:28:GLU:H	14	0.76
(1,1088)	1:A:190:LYS:H	1:A:191:SER:H	7	0.76
(1,108)	1:A:27:LYS:H	1:A:27:LYS:HG2	10	0.76
(1,1001)	1:A:182:GLY:H	1:A:181:ALA:HB1	3	0.76
(1,1001)	1:A:182:GLY:H	1:A:181:ALA:HB2	3	0.76
(1,1001)	1:A:182:GLY:H	1:A:181:ALA:HB3	3	0.76
(1,1001)	1:A:182:GLY:H	1:A:181:ALA:HB1	9	0.76
(1,1001)	1:A:182:GLY:H	1:A:181:ALA:HB2	9	0.76
(1,1001)	1:A:182:GLY:H	1:A:181:ALA:HB3	9	0.76
(1,976)	1:A:179:ILE:H	1:A:179:ILE:HB	14	0.75
(1,89)	1:A:22:ASP:H	1:A:22:ASP:HB2	14	0.75
(1,815)	1:A:155:LEU:H	1:A:155:LEU:HB2	6	0.75
(1,775)	1:A:150:ASN:H	1:A:150:ASN:HB2	4	0.75
(1,759)	1:A:144:ARG:H	1:A:144:ARG:HB2	1	0.75
(1,696)	1:A:130:GLY:HA2	1:A:131:LYS:H	15	0.75
(1,635)	1:A:117:MET:H	1:A:117:MET:HE1	15	0.75

*Continued on next page...*

*Continued from previous page...*

Key	Atom-1	Atom-2	Model ID	Violation (Å)
(1,635)	1:A:117:MET:H	1:A:117:MET:HE2	15	0.75
(1,635)	1:A:117:MET:H	1:A:117:MET:HE3	15	0.75
(1,543)	1:A:104:VAL:HG11	1:A:167:ASP:H	1	0.75
(1,543)	1:A:104:VAL:HG12	1:A:167:ASP:H	1	0.75
(1,543)	1:A:104:VAL:HG13	1:A:167:ASP:H	1	0.75
(1,490)	1:A:88:ILE:H	1:A:88:ILE:HD11	3	0.75
(1,490)	1:A:88:ILE:H	1:A:88:ILE:HD12	3	0.75
(1,490)	1:A:88:ILE:H	1:A:88:ILE:HD13	3	0.75
(1,405)	1:A:74:GLU:H	1:A:73:LEU:HB3	13	0.75
(1,394)	1:A:72:ASP:H	1:A:72:ASP:HB2	15	0.75
(1,377)	1:A:70:TYR:H	1:A:70:TYR:HB2	14	0.75
(1,33)	1:A:11:THR:H	1:A:10:PRO:HA	10	0.75
(1,284)	1:A:54:ASP:HA	1:A:55:THR:H	11	0.75
(1,270)	1:A:53:VAL:H	1:A:52:HIS:HA	2	0.75
(1,265)	1:A:51:MET:HA	1:A:52:HIS:H	2	0.75
(1,2600)	2:C:18:LEU:H	1:A:71:LEU:HD11	4	0.75
(1,2600)	2:C:18:LEU:H	1:A:71:LEU:HD12	4	0.75
(1,2600)	2:C:18:LEU:H	1:A:71:LEU:HD13	4	0.75
(1,2600)	2:C:18:LEU:H	1:A:71:LEU:HD21	4	0.75
(1,2600)	2:C:18:LEU:H	1:A:71:LEU:HD22	4	0.75
(1,2600)	2:C:18:LEU:H	1:A:71:LEU:HD23	4	0.75
(1,2600)	2:C:18:LEU:H	1:B:71:LEU:HD11	4	0.75
(1,2600)	2:C:18:LEU:H	1:B:71:LEU:HD12	4	0.75
(1,2600)	2:C:18:LEU:H	1:B:71:LEU:HD13	4	0.75
(1,2600)	2:C:18:LEU:H	1:B:71:LEU:HD21	4	0.75
(1,2600)	2:C:18:LEU:H	1:B:71:LEU:HD22	4	0.75
(1,2600)	2:C:18:LEU:H	1:B:71:LEU:HD23	4	0.75
(1,2581)	1:B:116:GLY:H	1:A:185:THR:HB	2	0.75
(1,2549)	1:A:120:GLY:H	1:B:189:PHE:HB2	6	0.75
(1,2549)	1:A:120:GLY:H	1:B:189:PHE:HB3	6	0.75
(1,253)	1:A:49:GLY:H	1:A:48:PRO:HA	6	0.75
(1,253)	1:A:49:GLY:H	1:A:48:PRO:HA	14	0.75
(1,2480)	1:B:218:ARG:H	1:B:218:ARG:HB2	6	0.75
(1,2480)	1:B:218:ARG:H	1:B:218:ARG:HB2	15	0.75
(1,2472)	1:B:215:VAL:H	1:B:215:VAL:HB	4	0.75
(1,2471)	1:B:215:VAL:H	1:B:215:VAL:HA	4	0.75
(1,2471)	1:B:215:VAL:H	1:B:215:VAL:HA	9	0.75
(1,2392)	1:B:202:SER:H	1:B:202:SER:HB3	2	0.75
(1,2359)	1:B:198:MET:H	1:B:198:MET:HG2	12	0.75
(1,2354)	1:B:196:LYS:H	1:B:196:LYS:HB2	2	0.75
(1,2307)	1:B:188:LEU:HD21	1:B:189:PHE:H	9	0.75
(1,2307)	1:B:188:LEU:HD22	1:B:189:PHE:H	9	0.75

*Continued on next page...*

*Continued from previous page...*

Key	Atom-1	Atom-2	Model ID	Violation (Å)
(1,2307)	1:B:188:LEU:HD23	1:B:189:PHE:H	9	0.75
(1,228)	1:A:43:ASN:H	1:A:43:ASN:HB2	4	0.75
(1,2220)	1:B:179:ILE:H	1:B:179:ILE:HB	8	0.75
(1,2220)	1:B:179:ILE:H	1:B:179:ILE:HB	10	0.75
(1,2085)	1:B:157:LEU:HD11	1:B:204:MET:HG2	15	0.75
(1,2085)	1:B:157:LEU:HD11	1:B:204:MET:HG3	15	0.75
(1,2085)	1:B:157:LEU:HD12	1:B:204:MET:HG2	15	0.75
(1,2085)	1:B:157:LEU:HD12	1:B:204:MET:HG3	15	0.75
(1,2085)	1:B:157:LEU:HD13	1:B:204:MET:HG2	15	0.75
(1,2085)	1:B:157:LEU:HD13	1:B:204:MET:HG3	15	0.75
(1,2085)	1:B:157:LEU:HD21	1:B:204:MET:HG2	15	0.75
(1,2085)	1:B:157:LEU:HD21	1:B:204:MET:HG3	15	0.75
(1,2085)	1:B:157:LEU:HD22	1:B:204:MET:HG2	15	0.75
(1,2085)	1:B:157:LEU:HD22	1:B:204:MET:HG3	15	0.75
(1,2085)	1:B:157:LEU:HD23	1:B:204:MET:HG2	15	0.75
(1,2085)	1:B:157:LEU:HD23	1:B:204:MET:HG3	15	0.75
(1,2059)	1:B:155:LEU:H	1:B:155:LEU:HB2	5	0.75
(1,200)	1:A:40:ASN:H	1:A:39:PRO:HG2	15	0.75
(1,1993)	1:B:140:HIS:H	1:B:140:HIS:HB2	14	0.75
(1,1991)	1:B:139:ASN:H	1:B:139:ASN:HB2	1	0.75
(1,1940)	1:B:130:GLY:HA2	1:B:131:LYS:H	8	0.75
(1,1931)	1:B:127:ASN:H	1:B:126:PRO:HA	11	0.75
(1,1923)	1:B:122:GLN:H	1:B:122:GLN:HB2	11	0.75
(1,1916)	1:B:121:LEU:H	1:B:122:GLN:H	9	0.75
(1,1889)	1:B:118:MET:HE1	1:B:156:ALA:HB1	6	0.75
(1,1889)	1:B:118:MET:HE1	1:B:156:ALA:HB2	6	0.75
(1,1889)	1:B:118:MET:HE1	1:B:156:ALA:HB3	6	0.75
(1,1889)	1:B:118:MET:HE2	1:B:156:ALA:HB1	6	0.75
(1,1889)	1:B:118:MET:HE2	1:B:156:ALA:HB2	6	0.75
(1,1889)	1:B:118:MET:HE2	1:B:156:ALA:HB3	6	0.75
(1,1889)	1:B:118:MET:HE3	1:B:156:ALA:HB1	6	0.75
(1,1889)	1:B:118:MET:HE3	1:B:156:ALA:HB2	6	0.75
(1,1889)	1:B:118:MET:HE3	1:B:156:ALA:HB3	6	0.75
(1,1873)	1:B:117:MET:HE1	1:B:115:SER:H	11	0.75
(1,1873)	1:B:117:MET:HE2	1:B:115:SER:H	11	0.75
(1,1873)	1:B:117:MET:HE3	1:B:115:SER:H	11	0.75
(1,187)	1:A:37:PHE:HA	1:A:38:GLU:H	10	0.75
(1,186)	1:A:37:PHE:H	1:A:37:PHE:HB3	15	0.75
(1,1825)	1:B:110:GLY:H	1:B:111:ILE:H	11	0.75
(1,1801)	1:B:106:LEU:H	1:B:106:LEU:HB2	10	0.75
(1,1716)	1:B:82:GLU:H	1:B:82:GLU:HB2	11	0.75
(1,1661)	1:B:75:GLU:H	1:B:75:GLU:HB2	2	0.75

*Continued on next page...*

*Continued from previous page...*

Key	Atom-1	Atom-2	Model ID	Violation (Å)
(1,1661)	1:B:75:GLU:H	1:B:75:GLU:HB2	6	0.75
(1,1627)	1:B:71:LEU:H	1:B:71:LEU:HB2	5	0.75
(1,162)	1:A:34:SER:H	1:A:34:SER:HB2	12	0.75
(1,1528)	1:B:54:ASP:HA	1:B:55:THR:H	2	0.75
(1,1528)	1:B:54:ASP:HA	1:B:55:THR:H	7	0.75
(1,1528)	1:B:54:ASP:HA	1:B:55:THR:H	15	0.75
(1,1509)	1:B:51:MET:HA	1:B:52:HIS:H	8	0.75
(1,150)	1:A:33:GLN:H	1:A:33:GLN:HB2	15	0.75
(1,1497)	1:B:49:GLY:H	1:B:48:PRO:HA	12	0.75
(1,1486)	1:B:45:ILE:H	1:B:46:SER:H	9	0.75
(1,1431)	1:B:37:PHE:HA	1:B:38:GLU:H	10	0.75
(1,1431)	1:B:37:PHE:HA	1:B:38:GLU:H	15	0.75
(1,1406)	1:B:34:SER:H	1:B:34:SER:HB2	3	0.75
(1,1394)	1:B:33:GLN:H	1:B:33:GLN:HB2	6	0.75
(1,1374)	1:B:31:LEU:H	1:B:30:SER:H	6	0.75
(1,1347)	1:B:25:LYS:H	1:B:25:LYS:HD2	5	0.75
(1,1340)	1:B:23:THR:HA	1:B:24:THR:H	3	0.75
(1,1334)	1:B:22:ASP:H	1:B:22:ASP:HB3	11	0.75
(1,1333)	1:B:22:ASP:H	1:B:22:ASP:HB2	3	0.75
(1,1332)	1:B:21:GLN:HA	1:B:22:ASP:H	2	0.75
(1,1323)	1:B:19:GLY:H	1:B:18:VAL:HA	9	0.75
(1,1318)	1:B:18:VAL:H	1:B:17:ALA:HA	1	0.75
(1,1308)	1:B:15:ASN:H	1:B:15:ASN:HB2	13	0.75
(1,1281)	1:B:11:THR:H	1:B:12:ASP:H	11	0.75
(1,1264)	1:B:8:LYS:H	1:B:7:ASP:HA	2	0.75
(1,1264)	1:B:8:LYS:H	1:B:7:ASP:HA	13	0.75
(1,1264)	1:B:8:LYS:H	1:B:7:ASP:HA	15	0.75
(1,1262)	1:B:7:ASP:H	1:B:7:ASP:HB2	7	0.75
(1,1262)	1:B:7:ASP:H	1:B:7:ASP:HB2	14	0.75
(1,1255)	1:B:6:GLY:H	1:B:5:PHE:H	1	0.75
(1,1227)	1:A:215:VAL:H	1:A:215:VAL:HA	7	0.75
(1,1227)	1:A:215:VAL:H	1:A:215:VAL:HA	12	0.75
(1,114)	1:A:28:GLU:H	1:A:28:GLU:HB2	13	0.75
(1,1096)	1:A:193:LYS:H	1:A:193:LYS:HB2	10	0.75
(1,1088)	1:A:190:LYS:H	1:A:191:SER:H	6	0.75
(1,1082)	1:A:190:LYS:H	1:A:190:LYS:HE2	4	0.75
(1,1001)	1:A:182:GLY:H	1:A:181:ALA:HB1	11	0.75
(1,1001)	1:A:182:GLY:H	1:A:181:ALA:HB2	11	0.75
(1,1001)	1:A:182:GLY:H	1:A:181:ALA:HB3	11	0.75
(2,131)	1:A:165:THR:H	1:B:188:LEU:H	6	0.74
(1,950)	1:A:175:THR:H	1:A:175:THR:HG1	13	0.74
(1,938)	1:A:172:LYS:H	1:A:171:GLY:HA3	5	0.74

*Continued on next page...*

*Continued from previous page...*

Key	Atom-1	Atom-2	Model ID	Violation (Å)
(1,926)	1:A:169:LEU:H	1:A:169:LEU:HD11	14	0.74
(1,926)	1:A:169:LEU:H	1:A:169:LEU:HD12	14	0.74
(1,926)	1:A:169:LEU:H	1:A:169:LEU:HD13	14	0.74
(1,92)	1:A:22:ASP:H	1:A:23:THR:H	5	0.74
(1,890)	1:A:163:ASN:H	1:A:163:ASN:HD21	1	0.74
(1,807)	1:A:154:ILE:H	1:A:154:ILE:HG13	5	0.74
(1,79)	1:A:19:GLY:H	1:A:18:VAL:HA	10	0.74
(1,749)	1:A:140:HIS:H	1:A:140:HIS:HB2	7	0.74
(1,707)	1:A:133:GLN:H	1:A:133:GLN:HB2	9	0.74
(1,700)	1:A:132:LEU:H	1:A:132:LEU:HB2	5	0.74
(1,698)	1:A:131:LYS:H	1:A:131:LYS:HB2	1	0.74
(1,672)	1:A:121:LEU:H	1:A:122:GLN:H	9	0.74
(1,590)	1:A:111:ILE:H	1:A:111:ILE:HB	2	0.74
(1,563)	1:A:107:LEU:HD11	1:A:166:ILE:HG21	4	0.74
(1,563)	1:A:107:LEU:HD11	1:A:166:ILE:HG22	4	0.74
(1,563)	1:A:107:LEU:HD11	1:A:166:ILE:HG23	4	0.74
(1,563)	1:A:107:LEU:HD12	1:A:166:ILE:HG21	4	0.74
(1,563)	1:A:107:LEU:HD12	1:A:166:ILE:HG22	4	0.74
(1,563)	1:A:107:LEU:HD12	1:A:166:ILE:HG23	4	0.74
(1,563)	1:A:107:LEU:HD13	1:A:166:ILE:HG21	4	0.74
(1,563)	1:A:107:LEU:HD13	1:A:166:ILE:HG22	4	0.74
(1,563)	1:A:107:LEU:HD13	1:A:166:ILE:HG23	4	0.74
(1,497)	1:A:90:SER:H	1:A:90:SER:HB2	13	0.74
(1,483)	1:A:86:GLY:HA3	1:A:87:LEU:H	4	0.74
(1,483)	1:A:86:GLY:HA3	1:A:87:LEU:H	10	0.74
(1,478)	1:A:84:SER:H	1:A:84:SER:HB2	4	0.74
(1,472)	1:A:82:GLU:H	1:A:82:GLU:HB2	8	0.74
(1,43)	1:A:12:ASP:H	1:A:12:ASP:HB2	12	0.74
(1,409)	1:A:74:GLU:H	1:A:74:GLU:HB2	2	0.74
(1,375)	1:A:70:TYR:H	1:A:70:TYR:HD1	6	0.74
(1,375)	1:A:70:TYR:H	1:A:70:TYR:HD2	6	0.74
(1,33)	1:A:11:THR:H	1:A:10:PRO:HA	1	0.74
(1,33)	1:A:11:THR:H	1:A:10:PRO:HA	8	0.74
(1,3)	1:A:5:PHE:H	1:A:4:LEU:H	7	0.74
(1,3)	1:A:5:PHE:H	1:A:4:LEU:H	9	0.74
(1,270)	1:A:53:VAL:H	1:A:52:HIS:HA	11	0.74
(1,2573)	1:B:93:TRP:HE1	1:A:175:THR:HG21	8	0.74
(1,2573)	1:B:93:TRP:HE1	1:A:175:THR:HG22	8	0.74
(1,2573)	1:B:93:TRP:HE1	1:A:175:THR:HG23	8	0.74
(1,257)	1:A:49:GLY:H	1:A:50:GLY:H	2	0.74
(1,253)	1:A:49:GLY:H	1:A:48:PRO:HA	5	0.74
(1,249)	1:A:46:SER:H	1:A:46:SER:HB2	1	0.74

*Continued on next page...*

*Continued from previous page...*

Key	Atom-1	Atom-2	Model ID	Violation (Å)
(1,2471)	1:B:215:VAL:H	1:B:215:VAL:HA	3	0.74
(1,2471)	1:B:215:VAL:H	1:B:215:VAL:HA	5	0.74
(1,2471)	1:B:215:VAL:H	1:B:215:VAL:HA	6	0.74
(1,2471)	1:B:215:VAL:H	1:B:215:VAL:HA	7	0.74
(1,2471)	1:B:215:VAL:H	1:B:215:VAL:HA	11	0.74
(1,2459)	1:B:211:VAL:HG21	1:B:170:ARG:HG2	14	0.74
(1,2459)	1:B:211:VAL:HG21	1:B:170:ARG:HG3	14	0.74
(1,2459)	1:B:211:VAL:HG22	1:B:170:ARG:HG2	14	0.74
(1,2459)	1:B:211:VAL:HG22	1:B:170:ARG:HG3	14	0.74
(1,2459)	1:B:211:VAL:HG23	1:B:170:ARG:HG2	14	0.74
(1,2459)	1:B:211:VAL:HG23	1:B:170:ARG:HG3	14	0.74
(1,2332)	1:B:190:LYS:H	1:B:191:SER:H	9	0.74
(1,2330)	1:B:190:LYS:HD2	1:B:191:SER:H	4	0.74
(1,2280)	1:B:185:THR:H	1:B:185:THR:HG1	8	0.74
(1,2187)	1:B:173:HIS:H	1:B:172:LYS:HA	7	0.74
(1,2108)	1:B:160:ASN:H	1:B:160:ASN:HB2	10	0.74
(1,2062)	1:B:155:LEU:HD21	1:B:118:MET:HG2	5	0.74
(1,2062)	1:B:155:LEU:HD21	1:B:118:MET:HG3	5	0.74
(1,2062)	1:B:155:LEU:HD22	1:B:118:MET:HG2	5	0.74
(1,2062)	1:B:155:LEU:HD22	1:B:118:MET:HG3	5	0.74
(1,2062)	1:B:155:LEU:HD23	1:B:118:MET:HG2	5	0.74
(1,2062)	1:B:155:LEU:HD23	1:B:118:MET:HG3	5	0.74
(1,2019)	1:B:150:ASN:H	1:B:150:ASN:HB2	10	0.74
(1,1991)	1:B:139:ASN:H	1:B:139:ASN:HB2	14	0.74
(1,1966)	1:B:135:ASN:H	1:B:135:ASN:HB2	3	0.74
(1,1951)	1:B:133:GLN:H	1:B:133:GLN:HB2	9	0.74
(1,1944)	1:B:132:LEU:H	1:B:132:LEU:HB2	11	0.74
(1,1931)	1:B:127:ASN:H	1:B:126:PRO:HA	7	0.74
(1,1894)	1:B:118:MET:HE1	1:B:155:LEU:HB2	9	0.74
(1,1894)	1:B:118:MET:HE1	1:B:155:LEU:HB3	9	0.74
(1,1894)	1:B:118:MET:HE2	1:B:155:LEU:HB2	9	0.74
(1,1894)	1:B:118:MET:HE2	1:B:155:LEU:HB3	9	0.74
(1,1894)	1:B:118:MET:HE3	1:B:155:LEU:HB2	9	0.74
(1,1894)	1:B:118:MET:HE3	1:B:155:LEU:HB3	9	0.74
(1,188)	1:A:37:PHE:HD1	1:A:38:GLU:H	13	0.74
(1,188)	1:A:37:PHE:HD2	1:A:38:GLU:H	13	0.74
(1,1732)	1:B:87:LEU:HA	1:B:88:ILE:H	1	0.74
(1,1661)	1:B:75:GLU:H	1:B:75:GLU:HB2	8	0.74
(1,1649)	1:B:74:GLU:H	1:B:73:LEU:HB3	4	0.74
(1,1541)	1:B:57:ARG:H	1:B:56:ALA:HB1	11	0.74
(1,1541)	1:B:57:ARG:H	1:B:56:ALA:HB2	11	0.74
(1,1541)	1:B:57:ARG:H	1:B:56:ALA:HB3	11	0.74

*Continued on next page...*



*Continued from previous page...*

Key	Atom-1	Atom-2	Model ID	Violation (Å)
(1,1528)	1:B:54:ASP:HA	1:B:55:THR:H	9	0.74
(1,1514)	1:B:53:VAL:H	1:B:52:HIS:HA	6	0.74
(1,1514)	1:B:53:VAL:H	1:B:52:HIS:HA	10	0.74
(1,1449)	1:B:40:ASN:HB3	1:B:41:ILE:H	13	0.74
(1,1431)	1:B:37:PHE:HA	1:B:38:GLU:H	4	0.74
(1,1431)	1:B:37:PHE:HA	1:B:38:GLU:H	6	0.74
(1,1431)	1:B:37:PHE:HA	1:B:38:GLU:H	8	0.74
(1,1373)	1:B:31:LEU:H	1:B:30:SER:HB2	9	0.74
(1,1347)	1:B:25:LYS:H	1:B:25:LYS:HD2	13	0.74
(1,1333)	1:B:22:ASP:H	1:B:22:ASP:HB2	14	0.74
(1,1331)	1:B:21:GLN:H	1:B:22:ASP:H	3	0.74
(1,1318)	1:B:18:VAL:H	1:B:17:ALA:HA	2	0.74
(1,1310)	1:B:15:ASN:HB3	1:B:16:ALA:H	5	0.74
(1,1272)	1:B:9:THR:H	1:B:8:LYS:HA	1	0.74
(1,1272)	1:B:9:THR:H	1:B:8:LYS:HA	5	0.74
(1,1227)	1:A:215:VAL:H	1:A:215:VAL:HA	1	0.74
(1,1227)	1:A:215:VAL:H	1:A:215:VAL:HA	2	0.74
(1,1227)	1:A:215:VAL:H	1:A:215:VAL:HA	8	0.74
(1,1227)	1:A:215:VAL:H	1:A:215:VAL:HA	9	0.74
(1,1227)	1:A:215:VAL:H	1:A:215:VAL:HA	11	0.74
(1,1227)	1:A:215:VAL:H	1:A:215:VAL:HA	13	0.74
(1,114)	1:A:28:GLU:H	1:A:28:GLU:HB2	8	0.74
(1,1082)	1:A:190:LYS:H	1:A:190:LYS:HE2	11	0.74
(1,1035)	1:A:185:THR:H	1:A:185:THR:HG21	5	0.74
(1,1035)	1:A:185:THR:H	1:A:185:THR:HG22	5	0.74
(1,1035)	1:A:185:THR:H	1:A:185:THR:HG23	5	0.74
(1,103)	1:A:25:LYS:H	1:A:25:LYS:HD2	2	0.74
(1,864)	1:A:160:ASN:H	1:A:160:ASN:HB2	9	0.73
(1,832)	1:A:157:LEU:H	1:A:157:LEU:HB2	14	0.73
(1,765)	1:A:147:PHE:H	1:A:147:PHE:HB2	3	0.73
(1,760)	1:A:144:ARG:H	1:A:144:ARG:HG2	2	0.73
(1,74)	1:A:18:VAL:H	1:A:17:ALA:HA	15	0.73
(1,722)	1:A:135:ASN:H	1:A:135:ASN:HB2	13	0.73
(1,707)	1:A:133:GLN:H	1:A:133:GLN:HB2	6	0.73
(1,707)	1:A:133:GLN:H	1:A:133:GLN:HB2	13	0.73
(1,687)	1:A:127:ASN:H	1:A:126:PRO:HA	14	0.73
(1,670)	1:A:121:LEU:H	1:A:121:LEU:HD11	6	0.73
(1,670)	1:A:121:LEU:H	1:A:121:LEU:HD12	6	0.73
(1,670)	1:A:121:LEU:H	1:A:121:LEU:HD13	6	0.73
(1,630)	1:A:117:MET:HE1	1:A:116:GLY:H	2	0.73
(1,630)	1:A:117:MET:HE2	1:A:116:GLY:H	2	0.73
(1,630)	1:A:117:MET:HE3	1:A:116:GLY:H	2	0.73

*Continued on next page...*

*Continued from previous page...*

Key	Atom-1	Atom-2	Model ID	Violation (Å)
(1,617)	1:A:115:SER:H	1:A:115:SER:HB2	15	0.73
(1,6)	1:A:5:PHE:HB2	1:A:5:PHE:H	2	0.73
(1,491)	1:A:88:ILE:H	1:A:88:ILE:HG12	15	0.73
(1,417)	1:A:75:GLU:H	1:A:75:GLU:HB2	8	0.73
(1,406)	1:A:74:GLU:H	1:A:74:GLU:HG2	10	0.73
(1,366)	1:A:69:GLU:H	1:A:69:GLU:HB2	9	0.73
(1,335)	1:A:65:ASP:H	1:A:65:ASP:HB2	1	0.73
(1,331)	1:A:65:ASP:H	1:A:64:LEU:HB2	3	0.73
(1,33)	1:A:11:THR:H	1:A:10:PRO:HA	11	0.73
(1,2615)	2:C:9:ARG:HE	1:A:76:GLU:H	12	0.73
(1,2615)	2:C:9:ARG:HE	1:B:76:GLU:H	12	0.73
(1,2542)	1:A:116:GLY:H	1:B:185:THR:HB	2	0.73
(1,253)	1:A:49:GLY:H	1:A:48:PRO:HA	7	0.73
(1,2491)	2:C:3:SER:H	2:C:4:LEU:H	15	0.73
(1,2471)	1:B:215:VAL:H	1:B:215:VAL:HA	1	0.73
(1,2471)	1:B:215:VAL:H	1:B:215:VAL:HA	2	0.73
(1,2471)	1:B:215:VAL:H	1:B:215:VAL:HA	8	0.73
(1,2471)	1:B:215:VAL:H	1:B:215:VAL:HA	10	0.73
(1,2471)	1:B:215:VAL:H	1:B:215:VAL:HA	12	0.73
(1,2471)	1:B:215:VAL:H	1:B:215:VAL:HA	13	0.73
(1,2471)	1:B:215:VAL:H	1:B:215:VAL:HA	14	0.73
(1,2471)	1:B:215:VAL:H	1:B:215:VAL:HA	15	0.73
(1,242)	1:A:45:ILE:H	1:A:46:SER:H	2	0.73
(1,242)	1:A:45:ILE:H	1:A:46:SER:H	15	0.73
(1,2354)	1:B:196:LYS:H	1:B:196:LYS:HB2	5	0.73
(1,2354)	1:B:196:LYS:H	1:B:196:LYS:HB2	11	0.73
(1,2322)	1:B:189:PHE:H	1:B:189:PHE:HD1	14	0.73
(1,2322)	1:B:189:PHE:H	1:B:189:PHE:HD2	14	0.73
(1,2318)	1:B:188:LEU:HD21	1:B:196:LYS:HE2	11	0.73
(1,2318)	1:B:188:LEU:HD21	1:B:196:LYS:HE3	11	0.73
(1,2318)	1:B:188:LEU:HD22	1:B:196:LYS:HE2	11	0.73
(1,2318)	1:B:188:LEU:HD22	1:B:196:LYS:HE3	11	0.73
(1,2318)	1:B:188:LEU:HD23	1:B:196:LYS:HE2	11	0.73
(1,2318)	1:B:188:LEU:HD23	1:B:196:LYS:HE3	11	0.73
(1,2317)	1:B:188:LEU:HD21	1:B:196:LYS:HG2	8	0.73
(1,2317)	1:B:188:LEU:HD21	1:B:196:LYS:HG3	8	0.73
(1,2317)	1:B:188:LEU:HD22	1:B:196:LYS:HG2	8	0.73
(1,2317)	1:B:188:LEU:HD22	1:B:196:LYS:HG3	8	0.73
(1,2317)	1:B:188:LEU:HD23	1:B:196:LYS:HG2	8	0.73
(1,2317)	1:B:188:LEU:HD23	1:B:196:LYS:HG3	8	0.73
(1,2299)	1:B:187:ALA:HB1	1:B:198:MET:HG2	3	0.73
(1,2299)	1:B:187:ALA:HB1	1:B:198:MET:HG3	3	0.73

*Continued on next page...*

*Continued from previous page...*

Key	Atom-1	Atom-2	Model ID	Violation (Å)
(1,2299)	1:B:187:ALA:HB2	1:B:198:MET:HG2	3	0.73
(1,2299)	1:B:187:ALA:HB2	1:B:198:MET:HG3	3	0.73
(1,2299)	1:B:187:ALA:HB3	1:B:198:MET:HG2	3	0.73
(1,2299)	1:B:187:ALA:HB3	1:B:198:MET:HG3	3	0.73
(1,2266)	1:B:184:LEU:H	1:B:184:LEU:HB2	5	0.73
(1,22)	1:A:8:LYS:H	1:A:8:LYS:HB2	1	0.73
(1,22)	1:A:8:LYS:H	1:A:8:LYS:HB2	3	0.73
(1,2187)	1:B:173:HIS:H	1:B:172:LYS:HA	1	0.73
(1,2187)	1:B:173:HIS:H	1:B:172:LYS:HA	6	0.73
(1,2187)	1:B:173:HIS:H	1:B:172:LYS:HA	13	0.73
(1,2187)	1:B:173:HIS:H	1:B:172:LYS:HA	14	0.73
(1,215)	1:A:41:ILE:H	1:A:41:ILE:HG21	13	0.73
(1,215)	1:A:41:ILE:H	1:A:41:ILE:HG22	13	0.73
(1,215)	1:A:41:ILE:H	1:A:41:ILE:HG23	13	0.73
(1,2102)	1:B:159:TYR:H	1:B:159:TYR:HB2	7	0.73
(1,2061)	1:B:155:LEU:H	1:B:155:LEU:HD11	12	0.73
(1,2061)	1:B:155:LEU:H	1:B:155:LEU:HD12	12	0.73
(1,2061)	1:B:155:LEU:H	1:B:155:LEU:HD13	12	0.73
(1,203)	1:A:40:ASN:H	1:A:40:ASN:HB2	1	0.73
(1,203)	1:A:40:ASN:H	1:A:40:ASN:HB2	13	0.73
(1,1993)	1:B:140:HIS:H	1:B:140:HIS:HB2	9	0.73
(1,1966)	1:B:135:ASN:H	1:B:135:ASN:HB2	2	0.73
(1,1966)	1:B:135:ASN:H	1:B:135:ASN:HB2	11	0.73
(1,1922)	1:B:121:LEU:HD21	1:B:152:ALA:HB1	8	0.73
(1,1922)	1:B:121:LEU:HD21	1:B:152:ALA:HB2	8	0.73
(1,1922)	1:B:121:LEU:HD21	1:B:152:ALA:HB3	8	0.73
(1,1922)	1:B:121:LEU:HD22	1:B:152:ALA:HB1	8	0.73
(1,1922)	1:B:121:LEU:HD22	1:B:152:ALA:HB2	8	0.73
(1,1922)	1:B:121:LEU:HD22	1:B:152:ALA:HB3	8	0.73
(1,1922)	1:B:121:LEU:HD23	1:B:152:ALA:HB1	8	0.73
(1,1922)	1:B:121:LEU:HD23	1:B:152:ALA:HB2	8	0.73
(1,1922)	1:B:121:LEU:HD23	1:B:152:ALA:HB3	8	0.73
(1,1739)	1:B:90:SER:H	1:B:89:PRO:HG2	6	0.73
(1,1732)	1:B:87:LEU:HA	1:B:88:ILE:H	13	0.73
(1,1722)	1:B:84:SER:H	1:B:84:SER:HB2	4	0.73
(1,1716)	1:B:82:GLU:H	1:B:82:GLU:HB2	10	0.73
(1,1697)	1:B:80:SER:H	1:B:77:GLN:HB2	6	0.73
(1,1597)	1:B:67:GLY:H	1:B:66:LYS:HD2	13	0.73
(1,1586)	1:B:66:LYS:H	1:B:66:LYS:HB2	12	0.73
(1,1562)	1:B:63:GLY:H	1:B:64:LEU:H	8	0.73
(1,1541)	1:B:57:ARG:H	1:B:56:ALA:HB1	3	0.73
(1,1541)	1:B:57:ARG:H	1:B:56:ALA:HB2	3	0.73

*Continued on next page...*

*Continued from previous page...*

Key	Atom-1	Atom-2	Model ID	Violation (Å)
(1,1541)	1:B:57:ARG:H	1:B:56:ALA:HB3	3	0.73
(1,1514)	1:B:53:VAL:H	1:B:52:HIS:HA	11	0.73
(1,1507)	1:B:51:MET:H	1:B:51:MET:HB2	14	0.73
(1,1504)	1:B:50:GLY:HA2	1:B:51:MET:H	8	0.73
(1,1406)	1:B:34:SER:H	1:B:34:SER:HB2	1	0.73
(1,1349)	1:B:27:LYS:H	1:B:26:PRO:HB2	15	0.73
(1,1348)	1:B:25:LYS:H	1:B:25:LYS:HD3	10	0.73
(1,1336)	1:B:22:ASP:H	1:B:23:THR:H	15	0.73
(1,1326)	1:B:20:GLY:HA2	1:B:21:GLN:H	13	0.73
(1,1322)	1:B:19:GLY:H	1:B:18:VAL:H	14	0.73
(1,1318)	1:B:18:VAL:H	1:B:17:ALA:HA	5	0.73
(1,1308)	1:B:15:ASN:H	1:B:15:ASN:HB2	12	0.73
(1,1262)	1:B:7:ASP:H	1:B:7:ASP:HB2	12	0.73
(1,1231)	1:A:216:LYS:H	1:A:216:LYS:HG2	8	0.73
(1,1227)	1:A:215:VAL:H	1:A:215:VAL:HA	3	0.73
(1,1227)	1:A:215:VAL:H	1:A:215:VAL:HA	4	0.73
(1,1227)	1:A:215:VAL:H	1:A:215:VAL:HA	5	0.73
(1,1227)	1:A:215:VAL:H	1:A:215:VAL:HA	6	0.73
(1,1227)	1:A:215:VAL:H	1:A:215:VAL:HA	10	0.73
(1,1227)	1:A:215:VAL:H	1:A:215:VAL:HA	14	0.73
(1,1227)	1:A:215:VAL:H	1:A:215:VAL:HA	15	0.73
(1,1089)	1:A:191:SER:H	1:A:191:SER:HB3	11	0.73
(1,1088)	1:A:190:LYS:H	1:A:191:SER:H	14	0.73
(1,1055)	1:A:187:ALA:HB1	1:A:198:MET:HG2	11	0.73
(1,1055)	1:A:187:ALA:HB1	1:A:198:MET:HG3	11	0.73
(1,1055)	1:A:187:ALA:HB2	1:A:198:MET:HG2	11	0.73
(1,1055)	1:A:187:ALA:HB2	1:A:198:MET:HG3	11	0.73
(1,1055)	1:A:187:ALA:HB3	1:A:198:MET:HG2	11	0.73
(1,1055)	1:A:187:ALA:HB3	1:A:198:MET:HG3	11	0.73
(1,1041)	1:A:186:GLY:H	1:A:185:THR:HG1	3	0.73
(1,104)	1:A:25:LYS:H	1:A:25:LYS:HD3	6	0.73
(1,1036)	1:A:185:THR:H	1:A:185:THR:HG1	8	0.73
(1,1035)	1:A:185:THR:H	1:A:185:THR:HG21	14	0.73
(1,1035)	1:A:185:THR:H	1:A:185:THR:HG22	14	0.73
(1,1035)	1:A:185:THR:H	1:A:185:THR:HG23	14	0.73
(1,1023)	1:A:184:LEU:HD11	1:A:205:VAL:HG21	13	0.73
(1,1023)	1:A:184:LEU:HD11	1:A:205:VAL:HG22	13	0.73
(1,1023)	1:A:184:LEU:HD11	1:A:205:VAL:HG23	13	0.73
(1,1023)	1:A:184:LEU:HD12	1:A:205:VAL:HG21	13	0.73
(1,1023)	1:A:184:LEU:HD12	1:A:205:VAL:HG22	13	0.73
(1,1023)	1:A:184:LEU:HD12	1:A:205:VAL:HG23	13	0.73
(1,1023)	1:A:184:LEU:HD13	1:A:205:VAL:HG21	13	0.73

*Continued on next page...*

*Continued from previous page...*

Key	Atom-1	Atom-2	Model ID	Violation (Å)
(1,1023)	1:A:184:LEU:HD13	1:A:205:VAL:HG22	13	0.73
(1,1023)	1:A:184:LEU:HD13	1:A:205:VAL:HG23	13	0.73
(1,1023)	1:A:184:LEU:HD21	1:A:205:VAL:HG21	13	0.73
(1,1023)	1:A:184:LEU:HD21	1:A:205:VAL:HG22	13	0.73
(1,1023)	1:A:184:LEU:HD21	1:A:205:VAL:HG23	13	0.73
(1,1023)	1:A:184:LEU:HD22	1:A:205:VAL:HG21	13	0.73
(1,1023)	1:A:184:LEU:HD22	1:A:205:VAL:HG22	13	0.73
(1,1023)	1:A:184:LEU:HD22	1:A:205:VAL:HG23	13	0.73
(1,1023)	1:A:184:LEU:HD23	1:A:205:VAL:HG21	13	0.73
(1,1023)	1:A:184:LEU:HD23	1:A:205:VAL:HG22	13	0.73
(1,1023)	1:A:184:LEU:HD23	1:A:205:VAL:HG23	13	0.73
(2,94)	1:A:152:ALA:H	1:B:183:ALA:H	6	0.72
(2,373)	1:B:165:THR:H	1:A:188:LEU:H	5	0.72
(1,943)	1:A:173:HIS:H	1:A:172:LYS:HA	2	0.72
(1,943)	1:A:173:HIS:H	1:A:172:LYS:HA	5	0.72
(1,943)	1:A:173:HIS:H	1:A:172:LYS:HA	11	0.72
(1,927)	1:A:169:LEU:H	1:A:169:LEU:HB2	1	0.72
(1,898)	1:A:164:SER:H	1:A:211:VAL:HB	6	0.72
(1,85)	1:A:21:GLN:H	1:A:21:GLN:HB2	15	0.72
(1,764)	1:A:147:PHE:H	1:A:147:PHE:HE1	11	0.72
(1,764)	1:A:147:PHE:H	1:A:147:PHE:HE2	11	0.72
(1,73)	1:A:17:ALA:H	1:A:17:ALA:HB1	8	0.72
(1,73)	1:A:17:ALA:H	1:A:17:ALA:HB2	8	0.72
(1,73)	1:A:17:ALA:H	1:A:17:ALA:HB3	8	0.72
(1,722)	1:A:135:ASN:H	1:A:135:ASN:HB2	5	0.72
(1,687)	1:A:127:ASN:H	1:A:126:PRO:HA	11	0.72
(1,678)	1:A:121:LEU:HD21	1:A:152:ALA:HB1	5	0.72
(1,678)	1:A:121:LEU:HD21	1:A:152:ALA:HB2	5	0.72
(1,678)	1:A:121:LEU:HD21	1:A:152:ALA:HB3	5	0.72
(1,678)	1:A:121:LEU:HD22	1:A:152:ALA:HB1	5	0.72
(1,678)	1:A:121:LEU:HD22	1:A:152:ALA:HB2	5	0.72
(1,678)	1:A:121:LEU:HD22	1:A:152:ALA:HB3	5	0.72
(1,678)	1:A:121:LEU:HD23	1:A:152:ALA:HB1	5	0.72
(1,678)	1:A:121:LEU:HD23	1:A:152:ALA:HB2	5	0.72
(1,678)	1:A:121:LEU:HD23	1:A:152:ALA:HB3	5	0.72
(1,672)	1:A:121:LEU:H	1:A:122:GLN:H	1	0.72
(1,672)	1:A:121:LEU:H	1:A:122:GLN:H	7	0.72
(1,635)	1:A:117:MET:H	1:A:117:MET:HE1	4	0.72
(1,635)	1:A:117:MET:H	1:A:117:MET:HE2	4	0.72
(1,635)	1:A:117:MET:H	1:A:117:MET:HE3	4	0.72
(1,6)	1:A:5:PHE:HB2	1:A:5:PHE:H	1	0.72
(1,557)	1:A:106:LEU:H	1:A:106:LEU:HB2	9	0.72

*Continued on next page...*

*Continued from previous page...*

Key	Atom-1	Atom-2	Model ID	Violation (Å)
(1,49)	1:A:13:ASP:H	1:A:13:ASP:HB2	9	0.72
(1,488)	1:A:87:LEU:HA	1:A:88:ILE:H	15	0.72
(1,453)	1:A:80:SER:H	1:A:77:GLN:HB2	4	0.72
(1,436)	1:A:78:LEU:H	1:A:78:LEU:HB2	13	0.72
(1,414)	1:A:75:GLU:H	1:A:73:LEU:HD11	12	0.72
(1,414)	1:A:75:GLU:H	1:A:73:LEU:HD12	12	0.72
(1,414)	1:A:75:GLU:H	1:A:73:LEU:HD13	12	0.72
(1,366)	1:A:69:GLU:H	1:A:69:GLU:HB2	14	0.72
(1,342)	1:A:66:LYS:H	1:A:66:LYS:HB2	13	0.72
(1,305)	1:A:58:LEU:H	1:A:58:LEU:HG	6	0.72
(1,270)	1:A:53:VAL:H	1:A:52:HIS:HA	14	0.72
(1,265)	1:A:51:MET:HA	1:A:52:HIS:H	5	0.72
(1,2615)	2:C:9:ARG:HE	1:A:76:GLU:H	8	0.72
(1,2615)	2:C:9:ARG:HE	1:B:76:GLU:H	8	0.72
(1,2588)	1:B:120:GLY:H	1:A:189:PHE:HB2	10	0.72
(1,2588)	1:B:120:GLY:H	1:A:189:PHE:HB3	10	0.72
(1,2582)	1:B:116:GLY:H	1:A:189:PHE:HB2	5	0.72
(1,2582)	1:B:116:GLY:H	1:A:189:PHE:HB3	5	0.72
(1,2543)	1:A:116:GLY:H	1:B:189:PHE:HB2	5	0.72
(1,2543)	1:A:116:GLY:H	1:B:189:PHE:HB3	5	0.72
(1,2533)	1:A:88:ILE:HD11	1:B:172:LYS:HD2	14	0.72
(1,2533)	1:A:88:ILE:HD11	1:B:172:LYS:HD3	14	0.72
(1,2533)	1:A:88:ILE:HD12	1:B:172:LYS:HD2	14	0.72
(1,2533)	1:A:88:ILE:HD12	1:B:172:LYS:HD3	14	0.72
(1,2533)	1:A:88:ILE:HD13	1:B:172:LYS:HD2	14	0.72
(1,2533)	1:A:88:ILE:HD13	1:B:172:LYS:HD3	14	0.72
(1,253)	1:A:49:GLY:H	1:A:48:PRO:HA	15	0.72
(1,25)	1:A:9:THR:H	1:A:7:ASP:HA	7	0.72
(1,2496)	2:C:8:ILE:H	2:C:9:ARG:H	10	0.72
(1,2492)	2:C:4:LEU:H	2:C:5:ARG:H	4	0.72
(1,2417)	1:B:205:VAL:HG21	1:B:184:LEU:HG	2	0.72
(1,2417)	1:B:205:VAL:HG22	1:B:184:LEU:HG	2	0.72
(1,2417)	1:B:205:VAL:HG23	1:B:184:LEU:HG	2	0.72
(1,2332)	1:B:190:LYS:H	1:B:191:SER:H	5	0.72
(1,2323)	1:B:189:PHE:HB2	1:B:189:PHE:H	9	0.72
(1,2322)	1:B:189:PHE:H	1:B:189:PHE:HD1	9	0.72
(1,2322)	1:B:189:PHE:H	1:B:189:PHE:HD2	9	0.72
(1,2311)	1:B:188:LEU:HD21	1:B:190:LYS:H	4	0.72
(1,2311)	1:B:188:LEU:HD22	1:B:190:LYS:H	4	0.72
(1,2311)	1:B:188:LEU:HD23	1:B:190:LYS:H	4	0.72
(1,2187)	1:B:173:HIS:H	1:B:172:LYS:HA	12	0.72
(1,2171)	1:B:169:LEU:H	1:B:169:LEU:HB2	12	0.72

*Continued on next page...*



*Continued from previous page...*

Key	Atom-1	Atom-2	Model ID	Violation (Å)
(1,2142)	1:B:164:SER:H	1:B:211:VAL:HB	12	0.72
(1,2108)	1:B:160:ASN:H	1:B:160:ASN:HB2	11	0.72
(1,2080)	1:B:157:LEU:HD11	1:B:200:TYR:HE1	7	0.72
(1,2080)	1:B:157:LEU:HD11	1:B:200:TYR:HE2	7	0.72
(1,2080)	1:B:157:LEU:HD12	1:B:200:TYR:HE1	7	0.72
(1,2080)	1:B:157:LEU:HD12	1:B:200:TYR:HE2	7	0.72
(1,2080)	1:B:157:LEU:HD13	1:B:200:TYR:HE1	7	0.72
(1,2080)	1:B:157:LEU:HD13	1:B:200:TYR:HE2	7	0.72
(1,2080)	1:B:157:LEU:HD21	1:B:200:TYR:HE1	7	0.72
(1,2080)	1:B:157:LEU:HD21	1:B:200:TYR:HE2	7	0.72
(1,2080)	1:B:157:LEU:HD22	1:B:200:TYR:HE1	7	0.72
(1,2080)	1:B:157:LEU:HD22	1:B:200:TYR:HE2	7	0.72
(1,2080)	1:B:157:LEU:HD23	1:B:200:TYR:HE1	7	0.72
(1,2080)	1:B:157:LEU:HD23	1:B:200:TYR:HE2	7	0.72
(1,2076)	1:B:157:LEU:H	1:B:157:LEU:HB2	3	0.72
(1,2076)	1:B:157:LEU:H	1:B:157:LEU:HB2	5	0.72
(1,20)	1:A:8:LYS:H	1:A:7:ASP:HA	3	0.72
(1,20)	1:A:8:LYS:H	1:A:7:ASP:HA	12	0.72
(1,1991)	1:B:139:ASN:H	1:B:139:ASN:HB2	4	0.72
(1,1951)	1:B:133:GLN:H	1:B:133:GLN:HB2	4	0.72
(1,1944)	1:B:132:LEU:H	1:B:132:LEU:HB2	4	0.72
(1,1943)	1:B:131:LYS:H	1:B:131:LYS:HG2	5	0.72
(1,1931)	1:B:127:ASN:H	1:B:126:PRO:HA	8	0.72
(1,1916)	1:B:121:LEU:H	1:B:122:GLN:H	3	0.72
(1,1916)	1:B:121:LEU:H	1:B:122:GLN:H	14	0.72
(1,187)	1:A:37:PHE:HA	1:A:38:GLU:H	1	0.72
(1,187)	1:A:37:PHE:HA	1:A:38:GLU:H	6	0.72
(1,186)	1:A:37:PHE:H	1:A:37:PHE:HB3	12	0.72
(1,18)	1:A:7:ASP:H	1:A:7:ASP:HB2	12	0.72
(1,1727)	1:B:86:GLY:HA3	1:B:87:LEU:H	5	0.72
(1,1722)	1:B:84:SER:H	1:B:84:SER:HB2	14	0.72
(1,1716)	1:B:82:GLU:H	1:B:82:GLU:HB2	8	0.72
(1,1661)	1:B:75:GLU:H	1:B:75:GLU:HB2	7	0.72
(1,1631)	1:B:71:LEU:HB2	1:B:72:ASP:H	1	0.72
(1,1586)	1:B:66:LYS:H	1:B:66:LYS:HB2	1	0.72
(1,1528)	1:B:54:ASP:HA	1:B:55:THR:H	1	0.72
(1,1528)	1:B:54:ASP:HA	1:B:55:THR:H	4	0.72
(1,1524)	1:B:54:ASP:H	1:B:54:ASP:HB2	7	0.72
(1,1523)	1:B:53:VAL:HG11	1:B:56:ALA:H	6	0.72
(1,1523)	1:B:53:VAL:HG12	1:B:56:ALA:H	6	0.72
(1,1523)	1:B:53:VAL:HG13	1:B:56:ALA:H	6	0.72
(1,150)	1:A:33:GLN:H	1:A:33:GLN:HB2	7	0.72

*Continued on next page...*

*Continued from previous page...*

Key	Atom-1	Atom-2	Model ID	Violation (Å)
(1,1472)	1:B:43:ASN:H	1:B:43:ASN:HB2	6	0.72
(1,1431)	1:B:37:PHE:HA	1:B:38:GLU:H	7	0.72
(1,1425)	1:B:37:PHE:H	1:B:36:GLY:H	13	0.72
(1,1376)	1:B:31:LEU:H	1:B:31:LEU:HB2	9	0.72
(1,1353)	1:B:27:LYS:H	1:B:27:LYS:HD2	1	0.72
(1,1340)	1:B:23:THR:HA	1:B:24:THR:H	6	0.72
(1,1340)	1:B:23:THR:HA	1:B:24:THR:H	14	0.72
(1,1334)	1:B:22:ASP:H	1:B:22:ASP:HB3	7	0.72
(1,1333)	1:B:22:ASP:H	1:B:22:ASP:HB2	2	0.72
(1,1331)	1:B:21:GLN:H	1:B:22:ASP:H	13	0.72
(1,1317)	1:B:17:ALA:H	1:B:17:ALA:HB1	11	0.72
(1,1317)	1:B:17:ALA:H	1:B:17:ALA:HB2	11	0.72
(1,1317)	1:B:17:ALA:H	1:B:17:ALA:HB3	11	0.72
(1,1310)	1:B:15:ASN:HB3	1:B:16:ALA:H	10	0.72
(1,1287)	1:B:12:ASP:H	1:B:12:ASP:HB2	6	0.72
(1,1287)	1:B:12:ASP:H	1:B:12:ASP:HB2	13	0.72
(1,1285)	1:B:12:ASP:H	1:B:12:ASP:HB3	1	0.72
(1,1270)	1:B:9:THR:H	1:B:8:LYS:HD2	7	0.72
(1,1236)	1:A:218:ARG:H	1:A:218:ARG:HB2	10	0.72
(1,1148)	1:A:202:SER:H	1:A:202:SER:HB3	15	0.72
(1,1107)	1:A:196:LYS:H	1:A:196:LYS:HD2	15	0.72
(1,1098)	1:A:193:LYS:H	1:A:193:LYS:HG2	10	0.72
(1,1088)	1:A:190:LYS:H	1:A:191:SER:H	11	0.72
(1,1022)	1:A:184:LEU:H	1:A:184:LEU:HB2	14	0.72
(2,131)	1:A:165:THR:H	1:B:188:LEU:H	1	0.71
(2,131)	1:A:165:THR:H	1:B:188:LEU:H	3	0.71
(1,978)	1:A:179:ILE:H	1:A:179:ILE:HG13	10	0.71
(1,943)	1:A:173:HIS:H	1:A:172:LYS:HA	3	0.71
(1,943)	1:A:173:HIS:H	1:A:172:LYS:HA	9	0.71
(1,943)	1:A:173:HIS:H	1:A:172:LYS:HA	13	0.71
(1,938)	1:A:172:LYS:H	1:A:171:GLY:HA3	12	0.71
(1,89)	1:A:22:ASP:H	1:A:22:ASP:HB2	10	0.71
(1,88)	1:A:21:GLN:HA	1:A:22:ASP:H	5	0.71
(1,85)	1:A:21:GLN:H	1:A:21:GLN:HB2	10	0.71
(1,832)	1:A:157:LEU:H	1:A:157:LEU:HB2	8	0.71
(1,716)	1:A:134:LEU:H	1:A:134:LEU:HB2	9	0.71
(1,691)	1:A:127:ASN:H	1:A:127:ASN:HB2	6	0.71
(1,679)	1:A:122:GLN:H	1:A:122:GLN:HB2	9	0.71
(1,679)	1:A:122:GLN:H	1:A:122:GLN:HB2	14	0.71
(1,660)	1:A:119:GLN:H	1:A:120:GLY:H	11	0.71
(1,66)	1:A:15:ASN:HB3	1:A:16:ALA:H	6	0.71
(1,646)	1:A:118:MET:HE1	1:A:156:ALA:H	8	0.71

*Continued on next page...*

*Continued from previous page...*

Key	Atom-1	Atom-2	Model ID	Violation (Å)
(1,646)	1:A:118:MET:HE2	1:A:156:ALA:H	8	0.71
(1,646)	1:A:118:MET:HE3	1:A:156:ALA:H	8	0.71
(1,641)	1:A:118:MET:H	1:A:118:MET:HB2	9	0.71
(1,64)	1:A:15:ASN:H	1:A:15:ASN:HB2	15	0.71
(1,537)	1:A:104:VAL:HG21	1:A:170:ARG:HG2	8	0.71
(1,537)	1:A:104:VAL:HG21	1:A:170:ARG:HG3	8	0.71
(1,537)	1:A:104:VAL:HG22	1:A:170:ARG:HG2	8	0.71
(1,537)	1:A:104:VAL:HG22	1:A:170:ARG:HG3	8	0.71
(1,537)	1:A:104:VAL:HG23	1:A:170:ARG:HG2	8	0.71
(1,537)	1:A:104:VAL:HG23	1:A:170:ARG:HG3	8	0.71
(1,537)	1:A:104:VAL:HG21	1:A:170:ARG:HG2	13	0.71
(1,537)	1:A:104:VAL:HG21	1:A:170:ARG:HG3	13	0.71
(1,537)	1:A:104:VAL:HG22	1:A:170:ARG:HG2	13	0.71
(1,537)	1:A:104:VAL:HG22	1:A:170:ARG:HG3	13	0.71
(1,537)	1:A:104:VAL:HG23	1:A:170:ARG:HG2	13	0.71
(1,537)	1:A:104:VAL:HG23	1:A:170:ARG:HG3	13	0.71
(1,49)	1:A:13:ASP:H	1:A:13:ASP:HB2	11	0.71
(1,436)	1:A:78:LEU:H	1:A:78:LEU:HB2	9	0.71
(1,43)	1:A:12:ASP:H	1:A:12:ASP:HB2	14	0.71
(1,405)	1:A:74:GLU:H	1:A:73:LEU:HB3	7	0.71
(1,394)	1:A:72:ASP:H	1:A:72:ASP:HB2	3	0.71
(1,375)	1:A:70:TYR:H	1:A:70:TYR:HD1	15	0.71
(1,375)	1:A:70:TYR:H	1:A:70:TYR:HD2	15	0.71
(1,335)	1:A:65:ASP:H	1:A:65:ASP:HB2	2	0.71
(1,273)	1:A:53:VAL:H	1:A:53:VAL:HG11	3	0.71
(1,273)	1:A:53:VAL:H	1:A:53:VAL:HG12	3	0.71
(1,273)	1:A:53:VAL:H	1:A:53:VAL:HG13	3	0.71
(1,2613)	2:C:22:ARG:HH11	1:A:65:ASP:H	13	0.71
(1,2613)	2:C:22:ARG:HH11	1:B:65:ASP:H	13	0.71
(1,2613)	2:C:22:ARG:HH12	1:A:65:ASP:H	13	0.71
(1,2613)	2:C:22:ARG:HH12	1:B:65:ASP:H	13	0.71
(1,2588)	1:B:120:GLY:H	1:A:189:PHE:HB2	14	0.71
(1,2588)	1:B:120:GLY:H	1:A:189:PHE:HB3	14	0.71
(1,2582)	1:B:116:GLY:H	1:A:189:PHE:HB2	4	0.71
(1,2582)	1:B:116:GLY:H	1:A:189:PHE:HB3	4	0.71
(1,2581)	1:B:116:GLY:H	1:A:185:THR:HB	15	0.71
(1,2542)	1:A:116:GLY:H	1:B:185:THR:HB	9	0.71
(1,253)	1:A:49:GLY:H	1:A:48:PRO:HA	1	0.71
(1,25)	1:A:9:THR:H	1:A:7:ASP:HA	12	0.71
(1,2483)	1:B:219:LEU:H	1:B:219:LEU:HB2	7	0.71
(1,2353)	1:B:196:LYS:H	1:B:196:LYS:HG2	5	0.71
(1,2350)	1:B:195:LEU:HD21	1:B:196:LYS:H	6	0.71

*Continued on next page...*

*Continued from previous page...*

Key	Atom-1	Atom-2	Model ID	Violation (Å)
(1,2350)	1:B:195:LEU:HD22	1:B:196:LYS:H	6	0.71
(1,2350)	1:B:195:LEU:HD23	1:B:196:LYS:H	6	0.71
(1,2316)	1:B:188:LEU:HD11	1:B:202:SER:HB2	3	0.71
(1,2316)	1:B:188:LEU:HD11	1:B:202:SER:HB3	3	0.71
(1,2316)	1:B:188:LEU:HD12	1:B:202:SER:HB2	3	0.71
(1,2316)	1:B:188:LEU:HD12	1:B:202:SER:HB3	3	0.71
(1,2316)	1:B:188:LEU:HD13	1:B:202:SER:HB2	3	0.71
(1,2316)	1:B:188:LEU:HD13	1:B:202:SER:HB3	3	0.71
(1,2187)	1:B:173:HIS:H	1:B:172:LYS:HA	2	0.71
(1,2187)	1:B:173:HIS:H	1:B:172:LYS:HA	5	0.71
(1,2098)	1:B:159:TYR:H	1:B:157:LEU:HD11	10	0.71
(1,2098)	1:B:159:TYR:H	1:B:157:LEU:HD12	10	0.71
(1,2098)	1:B:159:TYR:H	1:B:157:LEU:HD13	10	0.71
(1,206)	1:A:40:ASN:HB2	1:A:41:ILE:H	1	0.71
(1,1942)	1:B:131:LYS:H	1:B:131:LYS:HB2	7	0.71
(1,1916)	1:B:121:LEU:H	1:B:122:GLN:H	10	0.71
(1,1916)	1:B:121:LEU:H	1:B:122:GLN:H	13	0.71
(1,1904)	1:B:119:GLN:H	1:B:120:GLY:H	10	0.71
(1,1886)	1:B:118:MET:H	1:B:118:MET:HE1	4	0.71
(1,1886)	1:B:118:MET:H	1:B:118:MET:HE2	4	0.71
(1,1886)	1:B:118:MET:H	1:B:118:MET:HE3	4	0.71
(1,1834)	1:B:111:ILE:H	1:B:111:ILE:HB	3	0.71
(1,1834)	1:B:111:ILE:H	1:B:111:ILE:HB	15	0.71
(1,181)	1:A:37:PHE:H	1:A:36:GLY:H	14	0.71
(1,18)	1:A:7:ASP:H	1:A:7:ASP:HB2	13	0.71
(1,1716)	1:B:82:GLU:H	1:B:82:GLU:HB2	3	0.71
(1,1697)	1:B:80:SER:H	1:B:77:GLN:HB2	7	0.71
(1,1697)	1:B:80:SER:H	1:B:77:GLN:HB2	12	0.71
(1,1586)	1:B:66:LYS:H	1:B:66:LYS:HB2	7	0.71
(1,1586)	1:B:66:LYS:H	1:B:66:LYS:HB2	11	0.71
(1,1562)	1:B:63:GLY:H	1:B:64:LEU:H	2	0.71
(1,1509)	1:B:51:MET:HA	1:B:52:HIS:H	3	0.71
(1,1507)	1:B:51:MET:H	1:B:51:MET:HB2	12	0.71
(1,1472)	1:B:43:ASN:H	1:B:43:ASN:HB2	5	0.71
(1,1431)	1:B:37:PHE:HA	1:B:38:GLU:H	2	0.71
(1,1431)	1:B:37:PHE:HA	1:B:38:GLU:H	12	0.71
(1,137)	1:A:32:LYS:H	1:A:31:LEU:H	5	0.71
(1,1340)	1:B:23:THR:HA	1:B:24:THR:H	11	0.71
(1,1340)	1:B:23:THR:HA	1:B:24:THR:H	15	0.71
(1,1326)	1:B:20:GLY:HA2	1:B:21:GLN:H	12	0.71
(1,132)	1:A:31:LEU:H	1:A:31:LEU:HB2	10	0.71
(1,1293)	1:B:13:ASP:H	1:B:13:ASP:HB2	13	0.71

*Continued on next page...*

*Continued from previous page...*

Key	Atom-1	Atom-2	Model ID	Violation (Å)
(1,1287)	1:B:12:ASP:H	1:B:12:ASP:HB2	12	0.71
(1,1277)	1:B:11:THR:H	1:B:10:PRO:HA	6	0.71
(1,127)	1:A:30:SER:H	1:A:30:SER:HB3	10	0.71
(1,1142)	1:A:201:SER:H	1:A:201:SER:HB2	5	0.71
(1,1115)	1:A:198:MET:H	1:A:198:MET:HG2	2	0.71
(1,11)	1:A:6:GLY:H	1:A:5:PHE:H	8	0.71
(1,109)	1:A:27:LYS:H	1:A:27:LYS:HD2	8	0.71
(1,1086)	1:A:190:LYS:HD2	1:A:191:SER:H	6	0.71
(1,976)	1:A:179:ILE:H	1:A:179:ILE:HB	10	0.7
(1,96)	1:A:23:THR:HA	1:A:24:THR:H	12	0.7
(1,951)	1:A:175:THR:H	1:A:175:THR:HB	12	0.7
(1,949)	1:A:175:THR:H	1:A:175:THR:HG21	6	0.7
(1,949)	1:A:175:THR:H	1:A:175:THR:HG22	6	0.7
(1,949)	1:A:175:THR:H	1:A:175:THR:HG23	6	0.7
(1,928)	1:A:169:LEU:H	1:A:169:LEU:HG	1	0.7
(1,707)	1:A:133:GLN:H	1:A:133:GLN:HB2	5	0.7
(1,693)	1:A:128:SER:H	1:A:128:SER:HB2	1	0.7
(1,687)	1:A:127:ASN:H	1:A:126:PRO:HA	3	0.7
(1,687)	1:A:127:ASN:H	1:A:126:PRO:HA	5	0.7
(1,685)	1:A:124:ILE:H	1:A:124:ILE:HG12	6	0.7
(1,67)	1:A:15:ASN:HB2	1:A:16:ALA:H	10	0.7
(1,617)	1:A:115:SER:H	1:A:115:SER:HB2	7	0.7
(1,612)	1:A:114:PHE:HB2	1:A:115:SER:H	12	0.7
(1,593)	1:A:111:ILE:HB	1:A:112:GLY:H	4	0.7
(1,518)	1:A:96:ASP:H	1:A:170:ARG:HH11	15	0.7
(1,488)	1:A:87:LEU:HA	1:A:88:ILE:H	8	0.7
(1,453)	1:A:80:SER:H	1:A:77:GLN:HB2	10	0.7
(1,352)	1:A:67:GLY:H	1:A:66:LYS:HB2	5	0.7
(1,345)	1:A:67:GLY:H	1:A:68:VAL:H	6	0.7
(1,319)	1:A:64:LEU:H	1:A:65:ASP:H	5	0.7
(1,319)	1:A:64:LEU:H	1:A:65:ASP:H	10	0.7
(1,319)	1:A:64:LEU:H	1:A:65:ASP:H	14	0.7
(1,301)	1:A:57:ARG:HB2	1:A:58:LEU:H	7	0.7
(1,284)	1:A:54:ASP:HA	1:A:55:THR:H	13	0.7
(1,28)	1:A:9:THR:H	1:A:8:LYS:HA	1	0.7
(1,2588)	1:B:120:GLY:H	1:A:189:PHE:HB2	4	0.7
(1,2588)	1:B:120:GLY:H	1:A:189:PHE:HB3	4	0.7
(1,2582)	1:B:116:GLY:H	1:A:189:PHE:HB2	7	0.7
(1,2582)	1:B:116:GLY:H	1:A:189:PHE:HB3	7	0.7
(1,257)	1:A:49:GLY:H	1:A:50:GLY:H	13	0.7
(1,2549)	1:A:120:GLY:H	1:B:189:PHE:HB2	2	0.7
(1,2549)	1:A:120:GLY:H	1:B:189:PHE:HB3	2	0.7

*Continued on next page...*

*Continued from previous page...*

Key	Atom-1	Atom-2	Model ID	Violation (Å)
(1,249)	1:A:46:SER:H	1:A:46:SER:HB2	6	0.7
(1,2323)	1:B:189:PHE:HB2	1:B:189:PHE:H	3	0.7
(1,2279)	1:B:185:THR:H	1:B:185:THR:HG21	3	0.7
(1,2279)	1:B:185:THR:H	1:B:185:THR:HG22	3	0.7
(1,2279)	1:B:185:THR:H	1:B:185:THR:HG23	3	0.7
(1,2198)	1:B:176:ALA:HB1	1:B:176:ALA:H	14	0.7
(1,2198)	1:B:176:ALA:HB2	1:B:176:ALA:H	14	0.7
(1,2198)	1:B:176:ALA:HB3	1:B:176:ALA:H	14	0.7
(1,2194)	1:B:175:THR:H	1:B:175:THR:HG1	12	0.7
(1,2187)	1:B:173:HIS:H	1:B:172:LYS:HA	3	0.7
(1,2182)	1:B:172:LYS:H	1:B:171:GLY:HA3	7	0.7
(1,2182)	1:B:172:LYS:H	1:B:171:GLY:HA3	15	0.7
(1,2117)	1:B:161:ILE:H	1:B:161:ILE:HG12	14	0.7
(1,2000)	1:B:142:THR:H	1:B:142:THR:HG21	11	0.7
(1,2000)	1:B:142:THR:H	1:B:142:THR:HG22	11	0.7
(1,2000)	1:B:142:THR:H	1:B:142:THR:HG23	11	0.7
(1,1991)	1:B:139:ASN:H	1:B:139:ASN:HB2	10	0.7
(1,1929)	1:B:124:ILE:H	1:B:124:ILE:HG12	6	0.7
(1,1923)	1:B:122:GLN:H	1:B:122:GLN:HB2	14	0.7
(1,1904)	1:B:119:GLN:H	1:B:120:GLY:H	12	0.7
(1,1889)	1:B:118:MET:HE1	1:B:156:ALA:HB1	15	0.7
(1,1889)	1:B:118:MET:HE1	1:B:156:ALA:HB2	15	0.7
(1,1889)	1:B:118:MET:HE1	1:B:156:ALA:HB3	15	0.7
(1,1889)	1:B:118:MET:HE2	1:B:156:ALA:HB1	15	0.7
(1,1889)	1:B:118:MET:HE2	1:B:156:ALA:HB2	15	0.7
(1,1889)	1:B:118:MET:HE2	1:B:156:ALA:HB3	15	0.7
(1,1889)	1:B:118:MET:HE3	1:B:156:ALA:HB1	15	0.7
(1,1889)	1:B:118:MET:HE3	1:B:156:ALA:HB2	15	0.7
(1,1889)	1:B:118:MET:HE3	1:B:156:ALA:HB3	15	0.7
(1,1879)	1:B:117:MET:H	1:B:117:MET:HE1	5	0.7
(1,1879)	1:B:117:MET:H	1:B:117:MET:HE2	5	0.7
(1,1879)	1:B:117:MET:H	1:B:117:MET:HE3	5	0.7
(1,1879)	1:B:117:MET:H	1:B:117:MET:HE1	8	0.7
(1,1879)	1:B:117:MET:H	1:B:117:MET:HE2	8	0.7
(1,1879)	1:B:117:MET:H	1:B:117:MET:HE3	8	0.7
(1,1877)	1:B:117:MET:H	1:B:117:MET:HG2	5	0.7
(1,1861)	1:B:115:SER:H	1:B:115:SER:HB2	9	0.7
(1,1834)	1:B:111:ILE:H	1:B:111:ILE:HB	1	0.7
(1,1834)	1:B:111:ILE:H	1:B:111:ILE:HB	13	0.7
(1,1764)	1:B:99:TYR:H	1:B:99:TYR:HB2	5	0.7
(1,1741)	1:B:90:SER:H	1:B:90:SER:HB2	1	0.7
(1,1741)	1:B:90:SER:H	1:B:90:SER:HB2	5	0.7

*Continued on next page...*



*Continued from previous page...*

Key	Atom-1	Atom-2	Model ID	Violation (Å)
(1,1722)	1:B:84:SER:H	1:B:84:SER:HB2	3	0.7
(1,1716)	1:B:82:GLU:H	1:B:82:GLU:HB2	6	0.7
(1,1710)	1:B:81:LEU:H	1:B:81:LEU:HB2	10	0.7
(1,1710)	1:B:81:LEU:H	1:B:81:LEU:HB2	13	0.7
(1,1661)	1:B:75:GLU:H	1:B:75:GLU:HB2	4	0.7
(1,1653)	1:B:74:GLU:H	1:B:74:GLU:HB2	10	0.7
(1,1633)	1:B:72:ASP:H	1:B:73:LEU:H	2	0.7
(1,1633)	1:B:72:ASP:H	1:B:73:LEU:H	3	0.7
(1,1627)	1:B:71:LEU:H	1:B:71:LEU:HB2	7	0.7
(1,1627)	1:B:71:LEU:H	1:B:71:LEU:HB2	13	0.7
(1,1610)	1:B:69:GLU:H	1:B:69:GLU:HB2	15	0.7
(1,1504)	1:B:50:GLY:HA2	1:B:51:MET:H	2	0.7
(1,1501)	1:B:49:GLY:H	1:B:50:GLY:H	2	0.7
(1,1497)	1:B:49:GLY:H	1:B:48:PRO:HA	2	0.7
(1,1482)	1:B:45:ILE:H	1:B:45:ILE:HG21	10	0.7
(1,1482)	1:B:45:ILE:H	1:B:45:ILE:HG22	10	0.7
(1,1482)	1:B:45:ILE:H	1:B:45:ILE:HG23	10	0.7
(1,1444)	1:B:40:ASN:H	1:B:39:PRO:HG2	13	0.7
(1,1438)	1:B:38:GLU:H	1:B:38:GLU:HB2	6	0.7
(1,1431)	1:B:37:PHE:HA	1:B:38:GLU:H	3	0.7
(1,1430)	1:B:37:PHE:H	1:B:37:PHE:HB3	12	0.7
(1,1373)	1:B:31:LEU:H	1:B:30:SER:HB2	7	0.7
(1,1358)	1:B:28:GLU:H	1:B:28:GLU:HB2	10	0.7
(1,1331)	1:B:21:GLN:H	1:B:22:ASP:H	9	0.7
(1,1323)	1:B:19:GLY:H	1:B:18:VAL:HA	12	0.7
(1,1311)	1:B:15:ASN:HB2	1:B:16:ALA:H	3	0.7
(1,1308)	1:B:15:ASN:H	1:B:15:ASN:HB2	14	0.7
(1,1264)	1:B:8:LYS:H	1:B:7:ASP:HA	1	0.7
(1,1264)	1:B:8:LYS:H	1:B:7:ASP:HA	5	0.7
(1,1264)	1:B:8:LYS:H	1:B:7:ASP:HA	8	0.7
(1,1250)	1:B:5:PHE:HB2	1:B:5:PHE:H	15	0.7
(1,1239)	1:A:219:LEU:H	1:A:219:LEU:HB2	14	0.7
(1,1236)	1:A:218:ARG:H	1:A:218:ARG:HB2	7	0.7
(1,1110)	1:A:196:LYS:H	1:A:196:LYS:HB2	7	0.7
(1,1096)	1:A:193:LYS:H	1:A:193:LYS:HB2	8	0.7
(1,109)	1:A:27:LYS:H	1:A:27:LYS:HD2	7	0.7
(1,104)	1:A:25:LYS:H	1:A:25:LYS:HD3	15	0.7
(1,1035)	1:A:185:THR:H	1:A:185:THR:HG21	9	0.7
(1,1035)	1:A:185:THR:H	1:A:185:THR:HG22	9	0.7
(1,1035)	1:A:185:THR:H	1:A:185:THR:HG23	9	0.7
(1,938)	1:A:172:LYS:H	1:A:171:GLY:HA3	4	0.69
(1,938)	1:A:172:LYS:H	1:A:171:GLY:HA3	15	0.69

*Continued on next page...*

*Continued from previous page...*

Key	Atom-1	Atom-2	Model ID	Violation (Å)
(1,898)	1:A:164:SER:H	1:A:211:VAL:HB	1	0.69
(1,819)	1:A:155:LEU:HD21	1:A:121:LEU:HD11	1	0.69
(1,819)	1:A:155:LEU:HD21	1:A:121:LEU:HD12	1	0.69
(1,819)	1:A:155:LEU:HD21	1:A:121:LEU:HD13	1	0.69
(1,819)	1:A:155:LEU:HD22	1:A:121:LEU:HD11	1	0.69
(1,819)	1:A:155:LEU:HD22	1:A:121:LEU:HD12	1	0.69
(1,819)	1:A:155:LEU:HD22	1:A:121:LEU:HD13	1	0.69
(1,819)	1:A:155:LEU:HD23	1:A:121:LEU:HD11	1	0.69
(1,819)	1:A:155:LEU:HD23	1:A:121:LEU:HD12	1	0.69
(1,819)	1:A:155:LEU:HD23	1:A:121:LEU:HD13	1	0.69
(1,817)	1:A:155:LEU:H	1:A:155:LEU:HD11	8	0.69
(1,817)	1:A:155:LEU:H	1:A:155:LEU:HD12	8	0.69
(1,817)	1:A:155:LEU:H	1:A:155:LEU:HD13	8	0.69
(1,815)	1:A:155:LEU:H	1:A:155:LEU:HB2	1	0.69
(1,79)	1:A:19:GLY:H	1:A:18:VAL:HA	9	0.69
(1,749)	1:A:140:HIS:H	1:A:140:HIS:HB2	3	0.69
(1,747)	1:A:139:ASN:H	1:A:139:ASN:HB2	15	0.69
(1,716)	1:A:134:LEU:H	1:A:134:LEU:HB2	4	0.69
(1,707)	1:A:133:GLN:H	1:A:133:GLN:HB2	7	0.69
(1,679)	1:A:122:GLN:H	1:A:122:GLN:HB2	11	0.69
(1,679)	1:A:122:GLN:H	1:A:122:GLN:HB2	13	0.69
(1,660)	1:A:119:GLN:H	1:A:120:GLY:H	8	0.69
(1,660)	1:A:119:GLN:H	1:A:120:GLY:H	13	0.69
(1,557)	1:A:106:LEU:H	1:A:106:LEU:HB2	6	0.69
(1,518)	1:A:96:ASP:H	1:A:170:ARG:HH11	2	0.69
(1,466)	1:A:81:LEU:H	1:A:81:LEU:HB2	7	0.69
(1,453)	1:A:80:SER:H	1:A:77:GLN:HB2	6	0.69
(1,409)	1:A:74:GLU:H	1:A:74:GLU:HB2	10	0.69
(1,405)	1:A:74:GLU:H	1:A:73:LEU:HB3	1	0.69
(1,389)	1:A:72:ASP:H	1:A:73:LEU:H	6	0.69
(1,389)	1:A:72:ASP:H	1:A:73:LEU:H	7	0.69
(1,389)	1:A:72:ASP:H	1:A:73:LEU:H	15	0.69
(1,377)	1:A:70:TYR:H	1:A:70:TYR:HB2	6	0.69
(1,327)	1:A:65:ASP:H	1:A:66:LYS:H	3	0.69
(1,319)	1:A:64:LEU:H	1:A:65:ASP:H	6	0.69
(1,304)	1:A:58:LEU:H	1:A:58:LEU:HB2	6	0.69
(1,30)	1:A:9:THR:H	1:A:9:THR:HA	4	0.69
(1,280)	1:A:54:ASP:H	1:A:54:ASP:HB2	13	0.69
(1,28)	1:A:9:THR:H	1:A:8:LYS:HA	10	0.69
(1,2607)	2:C:2:LEU:H	1:A:88:ILE:HG21	11	0.69
(1,2607)	2:C:2:LEU:H	1:A:88:ILE:HG22	11	0.69
(1,2607)	2:C:2:LEU:H	1:A:88:ILE:HG23	11	0.69

*Continued on next page...*

*Continued from previous page...*

Key	Atom-1	Atom-2	Model ID	Violation (Å)
(1,2607)	2:C:2:LEU:H	1:B:88:ILE:HG21	11	0.69
(1,2607)	2:C:2:LEU:H	1:B:88:ILE:HG22	11	0.69
(1,2607)	2:C:2:LEU:H	1:B:88:ILE:HG23	11	0.69
(1,2606)	2:C:7:SER:H	1:A:80:SER:HA	6	0.69
(1,2606)	2:C:7:SER:H	1:B:80:SER:HA	6	0.69
(1,2603)	2:C:9:ARG:H	1:A:76:GLU:HG2	4	0.69
(1,2603)	2:C:9:ARG:H	1:A:76:GLU:HG3	4	0.69
(1,2603)	2:C:9:ARG:H	1:B:76:GLU:HG2	4	0.69
(1,2603)	2:C:9:ARG:H	1:B:76:GLU:HG3	4	0.69
(1,260)	1:A:50:GLY:HA2	1:A:51:MET:H	7	0.69
(1,2543)	1:A:116:GLY:H	1:B:189:PHE:HB2	14	0.69
(1,2543)	1:A:116:GLY:H	1:B:189:PHE:HB3	14	0.69
(1,2533)	1:A:88:ILE:HD11	1:B:172:LYS:HD2	9	0.69
(1,2533)	1:A:88:ILE:HD11	1:B:172:LYS:HD3	9	0.69
(1,2533)	1:A:88:ILE:HD12	1:B:172:LYS:HD2	9	0.69
(1,2533)	1:A:88:ILE:HD12	1:B:172:LYS:HD3	9	0.69
(1,2533)	1:A:88:ILE:HD13	1:B:172:LYS:HD2	9	0.69
(1,2533)	1:A:88:ILE:HD13	1:B:172:LYS:HD3	9	0.69
(1,2500)	2:C:14:ALA:H	2:C:15:THR:H	7	0.69
(1,2500)	2:C:14:ALA:H	2:C:15:THR:H	14	0.69
(1,2496)	2:C:8:ILE:H	2:C:9:ARG:H	11	0.69
(1,2481)	1:B:219:LEU:H	1:B:219:LEU:HD11	5	0.69
(1,2481)	1:B:219:LEU:H	1:B:219:LEU:HD12	5	0.69
(1,2481)	1:B:219:LEU:H	1:B:219:LEU:HD13	5	0.69
(1,2479)	1:B:218:ARG:H	1:B:218:ARG:HG2	4	0.69
(1,2408)	1:B:204:MET:HE1	1:B:160:ASN:HD21	4	0.69
(1,2408)	1:B:204:MET:HE1	1:B:160:ASN:HD22	4	0.69
(1,2408)	1:B:204:MET:HE2	1:B:160:ASN:HD21	4	0.69
(1,2408)	1:B:204:MET:HE2	1:B:160:ASN:HD22	4	0.69
(1,2408)	1:B:204:MET:HE3	1:B:160:ASN:HD21	4	0.69
(1,2408)	1:B:204:MET:HE3	1:B:160:ASN:HD22	4	0.69
(1,2354)	1:B:196:LYS:H	1:B:196:LYS:HB2	3	0.69
(1,2353)	1:B:196:LYS:H	1:B:196:LYS:HG2	3	0.69
(1,2353)	1:B:196:LYS:H	1:B:196:LYS:HG2	11	0.69
(1,2351)	1:B:196:LYS:H	1:B:196:LYS:HD2	10	0.69
(1,2330)	1:B:190:LYS:HD2	1:B:191:SER:H	5	0.69
(1,2323)	1:B:189:PHE:HB2	1:B:189:PHE:H	10	0.69
(1,2245)	1:B:182:GLY:H	1:B:181:ALA:HB1	6	0.69
(1,2245)	1:B:182:GLY:H	1:B:181:ALA:HB2	6	0.69
(1,2245)	1:B:182:GLY:H	1:B:181:ALA:HB3	6	0.69
(1,2245)	1:B:182:GLY:H	1:B:181:ALA:HB1	13	0.69
(1,2245)	1:B:182:GLY:H	1:B:181:ALA:HB2	13	0.69

*Continued on next page...*

*Continued from previous page...*

Key	Atom-1	Atom-2	Model ID	Violation (Å)
(1,2245)	1:B:182:GLY:H	1:B:181:ALA:HB3	13	0.69
(1,2181)	1:B:172:LYS:H	1:B:171:GLY:HA2	14	0.69
(1,2175)	1:B:170:ARG:H	1:B:170:ARG:HG2	6	0.69
(1,203)	1:A:40:ASN:H	1:A:40:ASN:HB2	10	0.69
(1,2008)	1:B:147:PHE:H	1:B:147:PHE:HE1	4	0.69
(1,2008)	1:B:147:PHE:H	1:B:147:PHE:HE2	4	0.69
(1,20)	1:A:8:LYS:H	1:A:7:ASP:HA	15	0.69
(1,1951)	1:B:133:GLN:H	1:B:133:GLN:HB2	6	0.69
(1,1950)	1:B:133:GLN:H	1:B:133:GLN:HG2	12	0.69
(1,1942)	1:B:131:LYS:H	1:B:131:LYS:HB2	3	0.69
(1,1940)	1:B:130:GLY:HA2	1:B:131:LYS:H	2	0.69
(1,1940)	1:B:130:GLY:HA2	1:B:131:LYS:H	14	0.69
(1,1923)	1:B:122:GLN:H	1:B:122:GLN:HB2	3	0.69
(1,1889)	1:B:118:MET:HE1	1:B:156:ALA:HB1	4	0.69
(1,1889)	1:B:118:MET:HE1	1:B:156:ALA:HB2	4	0.69
(1,1889)	1:B:118:MET:HE1	1:B:156:ALA:HB3	4	0.69
(1,1889)	1:B:118:MET:HE2	1:B:156:ALA:HB1	4	0.69
(1,1889)	1:B:118:MET:HE2	1:B:156:ALA:HB2	4	0.69
(1,1889)	1:B:118:MET:HE2	1:B:156:ALA:HB3	4	0.69
(1,1889)	1:B:118:MET:HE3	1:B:156:ALA:HB1	4	0.69
(1,1889)	1:B:118:MET:HE3	1:B:156:ALA:HB2	4	0.69
(1,1889)	1:B:118:MET:HE3	1:B:156:ALA:HB3	4	0.69
(1,187)	1:A:37:PHE:HA	1:A:38:GLU:H	5	0.69
(1,187)	1:A:37:PHE:HA	1:A:38:GLU:H	15	0.69
(1,186)	1:A:37:PHE:H	1:A:37:PHE:HB3	13	0.69
(1,1852)	1:B:114:PHE:H	1:B:114:PHE:HB2	4	0.69
(1,1852)	1:B:114:PHE:H	1:B:114:PHE:HB2	12	0.69
(1,1680)	1:B:78:LEU:H	1:B:78:LEU:HB2	11	0.69
(1,1661)	1:B:75:GLU:H	1:B:75:GLU:HB2	1	0.69
(1,1653)	1:B:74:GLU:H	1:B:74:GLU:HB2	14	0.69
(1,1633)	1:B:72:ASP:H	1:B:73:LEU:H	1	0.69
(1,1633)	1:B:72:ASP:H	1:B:73:LEU:H	13	0.69
(1,1524)	1:B:54:ASP:H	1:B:54:ASP:HB2	1	0.69
(1,1493)	1:B:46:SER:H	1:B:46:SER:HB2	7	0.69
(1,1482)	1:B:45:ILE:H	1:B:45:ILE:HG21	2	0.69
(1,1482)	1:B:45:ILE:H	1:B:45:ILE:HG22	2	0.69
(1,1482)	1:B:45:ILE:H	1:B:45:ILE:HG23	2	0.69
(1,1429)	1:B:37:PHE:H	1:B:37:PHE:HD1	6	0.69
(1,1429)	1:B:37:PHE:H	1:B:37:PHE:HD2	6	0.69
(1,1268)	1:B:8:LYS:H	1:B:8:LYS:HD2	9	0.69
(1,1235)	1:A:218:ARG:H	1:A:218:ARG:HG2	15	0.69
(1,1173)	1:A:205:VAL:HG21	1:A:184:LEU:HG	10	0.69

*Continued on next page...*

*Continued from previous page...*

Key	Atom-1	Atom-2	Model ID	Violation (Å)
(1,1173)	1:A:205:VAL:HG22	1:A:184:LEU:HG	10	0.69
(1,1173)	1:A:205:VAL:HG23	1:A:184:LEU:HG	10	0.69
(1,1164)	1:A:204:MET:HE1	1:A:160:ASN:HD21	12	0.69
(1,1164)	1:A:204:MET:HE1	1:A:160:ASN:HD22	12	0.69
(1,1164)	1:A:204:MET:HE2	1:A:160:ASN:HD21	12	0.69
(1,1164)	1:A:204:MET:HE2	1:A:160:ASN:HD22	12	0.69
(1,1164)	1:A:204:MET:HE3	1:A:160:ASN:HD21	12	0.69
(1,1164)	1:A:204:MET:HE3	1:A:160:ASN:HD22	12	0.69
(1,1148)	1:A:202:SER:H	1:A:202:SER:HB3	7	0.69
(1,1109)	1:A:196:LYS:H	1:A:196:LYS:HG2	6	0.69
(1,1096)	1:A:193:LYS:H	1:A:193:LYS:HB2	4	0.69
(1,1056)	1:A:187:ALA:HB1	1:A:198:MET:HE1	13	0.69
(1,1056)	1:A:187:ALA:HB1	1:A:198:MET:HE2	13	0.69
(1,1056)	1:A:187:ALA:HB1	1:A:198:MET:HE3	13	0.69
(1,1056)	1:A:187:ALA:HB2	1:A:198:MET:HE1	13	0.69
(1,1056)	1:A:187:ALA:HB2	1:A:198:MET:HE2	13	0.69
(1,1056)	1:A:187:ALA:HB2	1:A:198:MET:HE3	13	0.69
(1,1056)	1:A:187:ALA:HB3	1:A:198:MET:HE1	13	0.69
(1,1056)	1:A:187:ALA:HB3	1:A:198:MET:HE2	13	0.69
(1,1056)	1:A:187:ALA:HB3	1:A:198:MET:HE3	13	0.69
(1,104)	1:A:25:LYS:H	1:A:25:LYS:HD3	3	0.69
(1,1001)	1:A:182:GLY:H	1:A:181:ALA:HB1	1	0.69
(1,1001)	1:A:182:GLY:H	1:A:181:ALA:HB2	1	0.69
(1,1001)	1:A:182:GLY:H	1:A:181:ALA:HB3	1	0.69
(1,1001)	1:A:182:GLY:H	1:A:181:ALA:HB1	15	0.69
(1,1001)	1:A:182:GLY:H	1:A:181:ALA:HB2	15	0.69
(1,1001)	1:A:182:GLY:H	1:A:181:ALA:HB3	15	0.69
(2,90)	1:A:152:ALA:H	1:B:179:ILE:H	10	0.68
(1,976)	1:A:179:ILE:H	1:A:179:ILE:HB	1	0.68
(1,903)	1:A:165:THR:H	1:A:165:THR:HG21	6	0.68
(1,903)	1:A:165:THR:H	1:A:165:THR:HG22	6	0.68
(1,903)	1:A:165:THR:H	1:A:165:THR:HG23	6	0.68
(1,89)	1:A:22:ASP:H	1:A:22:ASP:HB2	13	0.68
(1,858)	1:A:159:TYR:H	1:A:159:TYR:HB2	5	0.68
(1,808)	1:A:154:ILE:HD11	1:A:200:TYR:HE1	5	0.68
(1,808)	1:A:154:ILE:HD11	1:A:200:TYR:HE2	5	0.68
(1,808)	1:A:154:ILE:HD12	1:A:200:TYR:HE1	5	0.68
(1,808)	1:A:154:ILE:HD12	1:A:200:TYR:HE2	5	0.68
(1,808)	1:A:154:ILE:HD13	1:A:200:TYR:HE1	5	0.68
(1,808)	1:A:154:ILE:HD13	1:A:200:TYR:HE2	5	0.68
(1,765)	1:A:147:PHE:H	1:A:147:PHE:HB2	8	0.68
(1,760)	1:A:144:ARG:H	1:A:144:ARG:HG2	5	0.68

*Continued on next page...*

*Continued from previous page...*

Key	Atom-1	Atom-2	Model ID	Violation (Å)
(1,738)	1:A:137:VAL:H	1:A:137:VAL:HG11	4	0.68
(1,738)	1:A:137:VAL:H	1:A:137:VAL:HG12	4	0.68
(1,738)	1:A:137:VAL:H	1:A:137:VAL:HG13	4	0.68
(1,707)	1:A:133:GLN:H	1:A:133:GLN:HB2	12	0.68
(1,700)	1:A:132:LEU:H	1:A:132:LEU:HB2	3	0.68
(1,660)	1:A:119:GLN:H	1:A:120:GLY:H	2	0.68
(1,660)	1:A:119:GLN:H	1:A:120:GLY:H	3	0.68
(1,64)	1:A:15:ASN:H	1:A:15:ASN:HB2	8	0.68
(1,64)	1:A:15:ASN:H	1:A:15:ASN:HB2	13	0.68
(1,593)	1:A:111:ILE:HB	1:A:112:GLY:H	8	0.68
(1,478)	1:A:84:SER:H	1:A:84:SER:HB2	6	0.68
(1,474)	1:A:82:GLU:HB2	1:A:83:GLY:H	15	0.68
(1,447)	1:A:79:SER:H	1:A:79:SER:HB2	5	0.68
(1,447)	1:A:79:SER:H	1:A:79:SER:HB2	6	0.68
(1,446)	1:A:79:SER:H	1:A:78:LEU:HB3	7	0.68
(1,446)	1:A:79:SER:H	1:A:78:LEU:HB3	14	0.68
(1,416)	1:A:75:GLU:H	1:A:74:GLU:H	8	0.68
(1,414)	1:A:75:GLU:H	1:A:73:LEU:HD11	13	0.68
(1,414)	1:A:75:GLU:H	1:A:73:LEU:HD12	13	0.68
(1,414)	1:A:75:GLU:H	1:A:73:LEU:HD13	13	0.68
(1,414)	1:A:75:GLU:H	1:A:73:LEU:HD11	14	0.68
(1,414)	1:A:75:GLU:H	1:A:73:LEU:HD12	14	0.68
(1,414)	1:A:75:GLU:H	1:A:73:LEU:HD13	14	0.68
(1,389)	1:A:72:ASP:H	1:A:73:LEU:H	1	0.68
(1,389)	1:A:72:ASP:H	1:A:73:LEU:H	3	0.68
(1,389)	1:A:72:ASP:H	1:A:73:LEU:H	8	0.68
(1,389)	1:A:72:ASP:H	1:A:73:LEU:H	12	0.68
(1,383)	1:A:71:LEU:H	1:A:71:LEU:HB2	3	0.68
(1,383)	1:A:71:LEU:H	1:A:71:LEU:HB2	7	0.68
(1,37)	1:A:11:THR:H	1:A:12:ASP:H	1	0.68
(1,366)	1:A:69:GLU:H	1:A:69:GLU:HB2	13	0.68
(1,336)	1:A:66:LYS:H	1:A:67:GLY:H	15	0.68
(1,304)	1:A:58:LEU:H	1:A:58:LEU:HB2	10	0.68
(1,284)	1:A:54:ASP:HA	1:A:55:THR:H	5	0.68
(1,2564)	1:B:75:GLU:H	1:A:74:GLU:HG2	7	0.68
(1,2564)	1:B:75:GLU:H	1:A:74:GLU:HG3	7	0.68
(1,2551)	1:B:67:GLY:H	1:A:66:LYS:HB2	9	0.68
(1,2551)	1:B:67:GLY:H	1:A:66:LYS:HB3	9	0.68
(1,2551)	1:B:67:GLY:H	1:A:66:LYS:HB2	11	0.68
(1,2551)	1:B:67:GLY:H	1:A:66:LYS:HB3	11	0.68
(1,2543)	1:A:116:GLY:H	1:B:189:PHE:HB2	1	0.68
(1,2543)	1:A:116:GLY:H	1:B:189:PHE:HB3	1	0.68

*Continued on next page...*



*Continued from previous page...*

Key	Atom-1	Atom-2	Model ID	Violation (Å)
(1,253)	1:A:49:GLY:H	1:A:48:PRO:HA	9	0.68
(1,2482)	1:B:219:LEU:H	1:B:219:LEU:HA	1	0.68
(1,2407)	1:B:204:MET:HE1	1:B:160:ASN:HB2	6	0.68
(1,2407)	1:B:204:MET:HE1	1:B:160:ASN:HB3	6	0.68
(1,2407)	1:B:204:MET:HE2	1:B:160:ASN:HB2	6	0.68
(1,2407)	1:B:204:MET:HE2	1:B:160:ASN:HB3	6	0.68
(1,2407)	1:B:204:MET:HE3	1:B:160:ASN:HB2	6	0.68
(1,2407)	1:B:204:MET:HE3	1:B:160:ASN:HB3	6	0.68
(1,2399)	1:B:203:ALA:H	1:B:203:ALA:HA	3	0.68
(1,2399)	1:B:203:ALA:H	1:B:203:ALA:HA	8	0.68
(1,2399)	1:B:203:ALA:H	1:B:203:ALA:HA	9	0.68
(1,2299)	1:B:187:ALA:HB1	1:B:198:MET:HG2	11	0.68
(1,2299)	1:B:187:ALA:HB1	1:B:198:MET:HG3	11	0.68
(1,2299)	1:B:187:ALA:HB2	1:B:198:MET:HG2	11	0.68
(1,2299)	1:B:187:ALA:HB2	1:B:198:MET:HG3	11	0.68
(1,2299)	1:B:187:ALA:HB3	1:B:198:MET:HG2	11	0.68
(1,2299)	1:B:187:ALA:HB3	1:B:198:MET:HG3	11	0.68
(1,219)	1:A:41:ILE:HG21	1:A:42:ASN:H	10	0.68
(1,219)	1:A:41:ILE:HG22	1:A:42:ASN:H	10	0.68
(1,219)	1:A:41:ILE:HG23	1:A:42:ASN:H	10	0.68
(1,2182)	1:B:172:LYS:H	1:B:171:GLY:HA3	8	0.68
(1,2019)	1:B:150:ASN:H	1:B:150:ASN:HB2	13	0.68
(1,2008)	1:B:147:PHE:H	1:B:147:PHE:HE1	10	0.68
(1,2008)	1:B:147:PHE:H	1:B:147:PHE:HE2	10	0.68
(1,1993)	1:B:140:HIS:H	1:B:140:HIS:HB2	8	0.68
(1,1991)	1:B:139:ASN:H	1:B:139:ASN:HB2	8	0.68
(1,1951)	1:B:133:GLN:H	1:B:133:GLN:HB2	11	0.68
(1,1950)	1:B:133:GLN:H	1:B:133:GLN:HG2	4	0.68
(1,1940)	1:B:130:GLY:HA2	1:B:131:LYS:H	5	0.68
(1,1916)	1:B:121:LEU:H	1:B:122:GLN:H	7	0.68
(1,19)	1:A:8:LYS:H	1:A:7:ASP:HB2	5	0.68
(1,1891)	1:B:118:MET:HE1	1:B:155:LEU:HD21	15	0.68
(1,1891)	1:B:118:MET:HE1	1:B:155:LEU:HD22	15	0.68
(1,1891)	1:B:118:MET:HE1	1:B:155:LEU:HD23	15	0.68
(1,1891)	1:B:118:MET:HE2	1:B:155:LEU:HD21	15	0.68
(1,1891)	1:B:118:MET:HE2	1:B:155:LEU:HD22	15	0.68
(1,1891)	1:B:118:MET:HE2	1:B:155:LEU:HD23	15	0.68
(1,1891)	1:B:118:MET:HE3	1:B:155:LEU:HD21	15	0.68
(1,1891)	1:B:118:MET:HE3	1:B:155:LEU:HD22	15	0.68
(1,1891)	1:B:118:MET:HE3	1:B:155:LEU:HD23	15	0.68
(1,1875)	1:B:117:MET:H	1:B:116:GLY:H	9	0.68
(1,1850)	1:B:114:PHE:H	1:B:114:PHE:HE1	1	0.68

*Continued on next page...*

*Continued from previous page...*

Key	Atom-1	Atom-2	Model ID	Violation (Å)
(1,1850)	1:B:114:PHE:H	1:B:114:PHE:HE2	1	0.68
(1,181)	1:A:37:PHE:H	1:A:36:GLY:H	2	0.68
(1,1761)	1:B:96:ASP:H	1:B:97:LEU:HD11	13	0.68
(1,1761)	1:B:96:ASP:H	1:B:97:LEU:HD12	13	0.68
(1,1761)	1:B:96:ASP:H	1:B:97:LEU:HD13	13	0.68
(1,1722)	1:B:84:SER:H	1:B:84:SER:HB2	8	0.68
(1,172)	1:A:36:GLY:H	1:A:35:LEU:H	11	0.68
(1,1660)	1:B:75:GLU:H	1:B:74:GLU:H	7	0.68
(1,1658)	1:B:75:GLU:H	1:B:73:LEU:HD11	9	0.68
(1,1658)	1:B:75:GLU:H	1:B:73:LEU:HD12	9	0.68
(1,1658)	1:B:75:GLU:H	1:B:73:LEU:HD13	9	0.68
(1,1650)	1:B:74:GLU:H	1:B:74:GLU:HG2	7	0.68
(1,1649)	1:B:74:GLU:H	1:B:73:LEU:HB3	2	0.68
(1,1633)	1:B:72:ASP:H	1:B:73:LEU:H	12	0.68
(1,1633)	1:B:72:ASP:H	1:B:73:LEU:H	15	0.68
(1,1579)	1:B:65:ASP:H	1:B:65:ASP:HB2	9	0.68
(1,150)	1:A:33:GLN:H	1:A:33:GLN:HB2	9	0.68
(1,1497)	1:B:49:GLY:H	1:B:48:PRO:HA	7	0.68
(1,1497)	1:B:49:GLY:H	1:B:48:PRO:HA	10	0.68
(1,1472)	1:B:43:ASN:H	1:B:43:ASN:HB2	13	0.68
(1,1449)	1:B:40:ASN:HB3	1:B:41:ILE:H	15	0.68
(1,1431)	1:B:37:PHE:HA	1:B:38:GLU:H	1	0.68
(1,1431)	1:B:37:PHE:HA	1:B:38:GLU:H	13	0.68
(1,1347)	1:B:25:LYS:H	1:B:25:LYS:HD2	3	0.68
(1,1347)	1:B:25:LYS:H	1:B:25:LYS:HD2	11	0.68
(1,1340)	1:B:23:THR:HA	1:B:24:THR:H	2	0.68
(1,1317)	1:B:17:ALA:H	1:B:17:ALA:HB1	9	0.68
(1,1317)	1:B:17:ALA:H	1:B:17:ALA:HB2	9	0.68
(1,1317)	1:B:17:ALA:H	1:B:17:ALA:HB3	9	0.68
(1,1293)	1:B:13:ASP:H	1:B:13:ASP:HB2	7	0.68
(1,1293)	1:B:13:ASP:H	1:B:13:ASP:HB2	12	0.68
(1,1264)	1:B:8:LYS:H	1:B:7:ASP:HA	9	0.68
(1,1262)	1:B:7:ASP:H	1:B:7:ASP:HB2	3	0.68
(1,1262)	1:B:7:ASP:H	1:B:7:ASP:HB2	13	0.68
(1,1240)	1:A:220:LEU:H	1:A:220:LEU:HB2	15	0.68
(1,1231)	1:A:216:LYS:H	1:A:216:LYS:HG2	10	0.68
(1,1231)	1:A:216:LYS:H	1:A:216:LYS:HG2	14	0.68
(1,1225)	1:A:213:CYS:H	1:A:213:CYS:HA	4	0.68
(1,120)	1:A:29:LEU:H	1:A:29:LEU:HD11	7	0.68
(1,120)	1:A:29:LEU:H	1:A:29:LEU:HD12	7	0.68
(1,120)	1:A:29:LEU:H	1:A:29:LEU:HD13	7	0.68
(1,1155)	1:A:203:ALA:H	1:A:203:ALA:HA	5	0.68

*Continued on next page...*

*Continued from previous page...*

Key	Atom-1	Atom-2	Model ID	Violation (Å)
(1,1155)	1:A:203:ALA:H	1:A:203:ALA:HA	10	0.68
(1,1155)	1:A:203:ALA:H	1:A:203:ALA:HA	12	0.68
(1,1147)	1:A:202:SER:H	1:A:202:SER:HA	7	0.68
(1,1110)	1:A:196:LYS:H	1:A:196:LYS:HB2	2	0.68
(1,1110)	1:A:196:LYS:H	1:A:196:LYS:HB2	15	0.68
(1,109)	1:A:27:LYS:H	1:A:27:LYS:HD2	15	0.68
(1,1066)	1:A:188:LEU:HB2	1:A:189:PHE:H	3	0.68
(1,1055)	1:A:187:ALA:HB1	1:A:198:MET:HG2	15	0.68
(1,1055)	1:A:187:ALA:HB1	1:A:198:MET:HG3	15	0.68
(1,1055)	1:A:187:ALA:HB2	1:A:198:MET:HG2	15	0.68
(1,1055)	1:A:187:ALA:HB2	1:A:198:MET:HG3	15	0.68
(1,1055)	1:A:187:ALA:HB3	1:A:198:MET:HG2	15	0.68
(1,1055)	1:A:187:ALA:HB3	1:A:198:MET:HG3	15	0.68
(1,1001)	1:A:182:GLY:H	1:A:181:ALA:HB1	8	0.68
(1,1001)	1:A:182:GLY:H	1:A:181:ALA:HB2	8	0.68
(1,1001)	1:A:182:GLY:H	1:A:181:ALA:HB3	8	0.68
(1,1001)	1:A:182:GLY:H	1:A:181:ALA:HB1	10	0.68
(1,1001)	1:A:182:GLY:H	1:A:181:ALA:HB2	10	0.68
(1,1001)	1:A:182:GLY:H	1:A:181:ALA:HB3	10	0.68
(2,373)	1:B:165:THR:H	1:A:188:LEU:H	9	0.67
(2,131)	1:A:165:THR:H	1:B:188:LEU:H	11	0.67
(1,938)	1:A:172:LYS:H	1:A:171:GLY:HA3	14	0.67
(1,89)	1:A:22:ASP:H	1:A:22:ASP:HB2	4	0.67
(1,87)	1:A:21:GLN:H	1:A:22:ASP:H	10	0.67
(1,76)	1:A:18:VAL:HA	1:A:18:VAL:H	15	0.67
(1,759)	1:A:144:ARG:H	1:A:144:ARG:HB2	2	0.67
(1,749)	1:A:140:HIS:H	1:A:140:HIS:HB2	12	0.67
(1,73)	1:A:17:ALA:H	1:A:17:ALA:HB1	6	0.67
(1,73)	1:A:17:ALA:H	1:A:17:ALA:HB2	6	0.67
(1,73)	1:A:17:ALA:H	1:A:17:ALA:HB3	6	0.67
(1,645)	1:A:118:MET:HE1	1:A:156:ALA:HB1	9	0.67
(1,645)	1:A:118:MET:HE1	1:A:156:ALA:HB2	9	0.67
(1,645)	1:A:118:MET:HE1	1:A:156:ALA:HB3	9	0.67
(1,645)	1:A:118:MET:HE2	1:A:156:ALA:HB1	9	0.67
(1,645)	1:A:118:MET:HE2	1:A:156:ALA:HB2	9	0.67
(1,645)	1:A:118:MET:HE2	1:A:156:ALA:HB3	9	0.67
(1,645)	1:A:118:MET:HE3	1:A:156:ALA:HB1	9	0.67
(1,645)	1:A:118:MET:HE3	1:A:156:ALA:HB2	9	0.67
(1,645)	1:A:118:MET:HE3	1:A:156:ALA:HB3	9	0.67
(1,60)	1:A:15:ASN:H	1:A:14:ALA:HB1	11	0.67
(1,60)	1:A:15:ASN:H	1:A:14:ALA:HB2	11	0.67
(1,60)	1:A:15:ASN:H	1:A:14:ALA:HB3	11	0.67

*Continued on next page...*

*Continued from previous page...*

Key	Atom-1	Atom-2	Model ID	Violation (Å)
(1,590)	1:A:111:ILE:H	1:A:111:ILE:HB	3	0.67
(1,558)	1:A:106:LEU:H	1:A:106:LEU:HD11	12	0.67
(1,558)	1:A:106:LEU:H	1:A:106:LEU:HD12	12	0.67
(1,558)	1:A:106:LEU:H	1:A:106:LEU:HD13	12	0.67
(1,528)	1:A:103:ALA:HB1	1:A:166:ILE:HG21	9	0.67
(1,528)	1:A:103:ALA:HB1	1:A:166:ILE:HG22	9	0.67
(1,528)	1:A:103:ALA:HB1	1:A:166:ILE:HG23	9	0.67
(1,528)	1:A:103:ALA:HB2	1:A:166:ILE:HG21	9	0.67
(1,528)	1:A:103:ALA:HB2	1:A:166:ILE:HG22	9	0.67
(1,528)	1:A:103:ALA:HB2	1:A:166:ILE:HG23	9	0.67
(1,528)	1:A:103:ALA:HB3	1:A:166:ILE:HG21	9	0.67
(1,528)	1:A:103:ALA:HB3	1:A:166:ILE:HG22	9	0.67
(1,528)	1:A:103:ALA:HB3	1:A:166:ILE:HG23	9	0.67
(1,497)	1:A:90:SER:H	1:A:90:SER:HB2	3	0.67
(1,478)	1:A:84:SER:H	1:A:84:SER:HB2	11	0.67
(1,453)	1:A:80:SER:H	1:A:77:GLN:HB2	7	0.67
(1,416)	1:A:75:GLU:H	1:A:74:GLU:H	15	0.67
(1,409)	1:A:74:GLU:H	1:A:74:GLU:HB2	11	0.67
(1,409)	1:A:74:GLU:H	1:A:74:GLU:HB2	15	0.67
(1,406)	1:A:74:GLU:H	1:A:74:GLU:HG2	15	0.67
(1,389)	1:A:72:ASP:H	1:A:73:LEU:H	4	0.67
(1,389)	1:A:72:ASP:H	1:A:73:LEU:H	9	0.67
(1,389)	1:A:72:ASP:H	1:A:73:LEU:H	10	0.67
(1,389)	1:A:72:ASP:H	1:A:73:LEU:H	14	0.67
(1,366)	1:A:69:GLU:H	1:A:69:GLU:HB2	1	0.67
(1,299)	1:A:57:ARG:H	1:A:57:ARG:HG3	6	0.67
(1,28)	1:A:9:THR:H	1:A:8:LYS:HA	5	0.67
(1,2512)	1:A:67:GLY:H	1:B:66:LYS:HB2	13	0.67
(1,2512)	1:A:67:GLY:H	1:B:66:LYS:HB3	13	0.67
(1,2422)	1:B:206:ALA:H	1:B:206:ALA:HA	14	0.67
(1,2399)	1:B:203:ALA:H	1:B:203:ALA:HA	1	0.67
(1,2399)	1:B:203:ALA:H	1:B:203:ALA:HA	2	0.67
(1,2399)	1:B:203:ALA:H	1:B:203:ALA:HA	4	0.67
(1,2399)	1:B:203:ALA:H	1:B:203:ALA:HA	5	0.67
(1,2399)	1:B:203:ALA:H	1:B:203:ALA:HA	10	0.67
(1,2399)	1:B:203:ALA:H	1:B:203:ALA:HA	11	0.67
(1,2399)	1:B:203:ALA:H	1:B:203:ALA:HA	12	0.67
(1,2399)	1:B:203:ALA:H	1:B:203:ALA:HA	14	0.67
(1,2399)	1:B:203:ALA:H	1:B:203:ALA:HA	15	0.67
(1,2391)	1:B:202:SER:H	1:B:202:SER:HA	6	0.67
(1,2391)	1:B:202:SER:H	1:B:202:SER:HA	7	0.67
(1,2391)	1:B:202:SER:H	1:B:202:SER:HA	12	0.67

*Continued on next page...*

*Continued from previous page...*

Key	Atom-1	Atom-2	Model ID	Violation (Å)
(1,2391)	1:B:202:SER:H	1:B:202:SER:HA	15	0.67
(1,2329)	1:B:190:LYS:H	1:B:190:LYS:HD2	6	0.67
(1,2245)	1:B:182:GLY:H	1:B:181:ALA:HB1	9	0.67
(1,2245)	1:B:182:GLY:H	1:B:181:ALA:HB2	9	0.67
(1,2245)	1:B:182:GLY:H	1:B:181:ALA:HB3	9	0.67
(1,2220)	1:B:179:ILE:H	1:B:179:ILE:HB	6	0.67
(1,2102)	1:B:159:TYR:H	1:B:159:TYR:HB2	2	0.67
(1,2059)	1:B:155:LEU:H	1:B:155:LEU:HB2	1	0.67
(1,203)	1:A:40:ASN:H	1:A:40:ASN:HB2	15	0.67
(1,200)	1:A:40:ASN:H	1:A:39:PRO:HG2	11	0.67
(1,1937)	1:B:128:SER:H	1:B:128:SER:HB2	11	0.67
(1,1935)	1:B:127:ASN:H	1:B:127:ASN:HB2	10	0.67
(1,1935)	1:B:127:ASN:H	1:B:127:ASN:HB2	11	0.67
(1,1875)	1:B:117:MET:H	1:B:116:GLY:H	11	0.67
(1,1874)	1:B:117:MET:HE1	1:B:116:GLY:H	3	0.67
(1,1874)	1:B:117:MET:HE2	1:B:116:GLY:H	3	0.67
(1,1874)	1:B:117:MET:HE3	1:B:116:GLY:H	3	0.67
(1,187)	1:A:37:PHE:HA	1:A:38:GLU:H	11	0.67
(1,1855)	1:B:114:PHE:HB3	1:B:115:SER:H	6	0.67
(1,1781)	1:B:104:VAL:HG21	1:B:170:ARG:HG2	9	0.67
(1,1781)	1:B:104:VAL:HG21	1:B:170:ARG:HG3	9	0.67
(1,1781)	1:B:104:VAL:HG22	1:B:170:ARG:HG2	9	0.67
(1,1781)	1:B:104:VAL:HG22	1:B:170:ARG:HG3	9	0.67
(1,1781)	1:B:104:VAL:HG23	1:B:170:ARG:HG2	9	0.67
(1,1781)	1:B:104:VAL:HG23	1:B:170:ARG:HG3	9	0.67
(1,1710)	1:B:81:LEU:H	1:B:81:LEU:HB2	9	0.67
(1,1691)	1:B:79:SER:H	1:B:79:SER:HB2	1	0.67
(1,1660)	1:B:75:GLU:H	1:B:74:GLU:H	5	0.67
(1,1653)	1:B:74:GLU:H	1:B:74:GLU:HB2	3	0.67
(1,1653)	1:B:74:GLU:H	1:B:74:GLU:HB2	5	0.67
(1,1653)	1:B:74:GLU:H	1:B:74:GLU:HB2	7	0.67
(1,1639)	1:B:73:LEU:H	1:B:74:GLU:H	9	0.67
(1,1633)	1:B:72:ASP:H	1:B:73:LEU:H	11	0.67
(1,1594)	1:B:67:GLY:H	1:B:66:LYS:HB3	5	0.67
(1,1531)	1:B:55:THR:H	1:B:55:THR:HG21	7	0.67
(1,1531)	1:B:55:THR:H	1:B:55:THR:HG22	7	0.67
(1,1531)	1:B:55:THR:H	1:B:55:THR:HG23	7	0.67
(1,1519)	1:B:53:VAL:HB	1:B:54:ASP:H	5	0.67
(1,1508)	1:B:51:MET:HB2	1:B:52:HIS:H	13	0.67
(1,144)	1:A:32:LYS:H	1:A:33:GLN:H	14	0.67
(1,1429)	1:B:37:PHE:H	1:B:37:PHE:HD1	10	0.67
(1,1429)	1:B:37:PHE:H	1:B:37:PHE:HD2	10	0.67

*Continued on next page...*

*Continued from previous page...*

Key	Atom-1	Atom-2	Model ID	Violation (Å)
(1,1374)	1:B:31:LEU:H	1:B:30:SER:H	7	0.67
(1,1371)	1:B:30:SER:H	1:B:30:SER:HB3	12	0.67
(1,1359)	1:B:28:GLU:H	1:B:28:GLU:HG2	10	0.67
(1,1332)	1:B:21:GLN:HA	1:B:22:ASP:H	4	0.67
(1,1332)	1:B:21:GLN:HA	1:B:22:ASP:H	7	0.67
(1,1317)	1:B:17:ALA:H	1:B:17:ALA:HB1	6	0.67
(1,1317)	1:B:17:ALA:H	1:B:17:ALA:HB2	6	0.67
(1,1317)	1:B:17:ALA:H	1:B:17:ALA:HB3	6	0.67
(1,1310)	1:B:15:ASN:HB3	1:B:16:ALA:H	7	0.67
(1,1308)	1:B:15:ASN:H	1:B:15:ASN:HB2	3	0.67
(1,1280)	1:B:11:THR:H	1:B:11:THR:HG21	2	0.67
(1,1280)	1:B:11:THR:H	1:B:11:THR:HG22	2	0.67
(1,1280)	1:B:11:THR:H	1:B:11:THR:HG23	2	0.67
(1,1272)	1:B:9:THR:H	1:B:8:LYS:HA	10	0.67
(1,1255)	1:B:6:GLY:H	1:B:5:PHE:H	15	0.67
(1,1238)	1:A:219:LEU:H	1:A:219:LEU:HA	2	0.67
(1,1155)	1:A:203:ALA:H	1:A:203:ALA:HA	2	0.67
(1,1155)	1:A:203:ALA:H	1:A:203:ALA:HA	3	0.67
(1,1155)	1:A:203:ALA:H	1:A:203:ALA:HA	6	0.67
(1,1155)	1:A:203:ALA:H	1:A:203:ALA:HA	9	0.67
(1,1155)	1:A:203:ALA:H	1:A:203:ALA:HA	11	0.67
(1,1155)	1:A:203:ALA:H	1:A:203:ALA:HA	13	0.67
(1,1155)	1:A:203:ALA:H	1:A:203:ALA:HA	14	0.67
(1,1155)	1:A:203:ALA:H	1:A:203:ALA:HA	15	0.67
(1,1147)	1:A:202:SER:H	1:A:202:SER:HA	4	0.67
(1,1147)	1:A:202:SER:H	1:A:202:SER:HA	6	0.67
(1,1147)	1:A:202:SER:H	1:A:202:SER:HA	10	0.67
(1,1147)	1:A:202:SER:H	1:A:202:SER:HA	15	0.67
(1,1107)	1:A:196:LYS:H	1:A:196:LYS:HD2	11	0.67
(1,11)	1:A:6:GLY:H	1:A:5:PHE:H	1	0.67
(1,109)	1:A:27:LYS:H	1:A:27:LYS:HD2	9	0.67
(1,1078)	1:A:189:PHE:H	1:A:189:PHE:HD1	2	0.67
(1,1078)	1:A:189:PHE:H	1:A:189:PHE:HD2	2	0.67
(2,93)	1:A:152:ALA:H	1:B:182:GLY:H	6	0.66
(2,373)	1:B:165:THR:H	1:A:188:LEU:H	6	0.66
(2,131)	1:A:165:THR:H	1:B:188:LEU:H	2	0.66
(2,131)	1:A:165:THR:H	1:B:188:LEU:H	7	0.66
(1,976)	1:A:179:ILE:H	1:A:179:ILE:HB	8	0.66
(1,96)	1:A:23:THR:HA	1:A:24:THR:H	10	0.66
(1,951)	1:A:175:THR:H	1:A:175:THR:HB	4	0.66
(1,948)	1:A:175:THR:H	1:A:175:THR:HA	11	0.66
(1,948)	1:A:175:THR:H	1:A:175:THR:HA	13	0.66

*Continued on next page...*



*Continued from previous page...*

Key	Atom-1	Atom-2	Model ID	Violation (Å)
(1,937)	1:A:172:LYS:H	1:A:171:GLY:HA2	6	0.66
(1,927)	1:A:169:LEU:H	1:A:169:LEU:HB2	2	0.66
(1,927)	1:A:169:LEU:H	1:A:169:LEU:HB2	4	0.66
(1,903)	1:A:165:THR:H	1:A:165:THR:HG21	8	0.66
(1,903)	1:A:165:THR:H	1:A:165:THR:HG22	8	0.66
(1,903)	1:A:165:THR:H	1:A:165:THR:HG23	8	0.66
(1,90)	1:A:22:ASP:H	1:A:22:ASP:HB3	2	0.66
(1,858)	1:A:159:TYR:H	1:A:159:TYR:HB2	13	0.66
(1,773)	1:A:150:ASN:H	1:A:150:ASN:HA	2	0.66
(1,747)	1:A:139:ASN:H	1:A:139:ASN:HB2	9	0.66
(1,74)	1:A:18:VAL:H	1:A:17:ALA:HA	10	0.66
(1,722)	1:A:135:ASN:H	1:A:135:ASN:HB2	2	0.66
(1,707)	1:A:133:GLN:H	1:A:133:GLN:HB2	2	0.66
(1,696)	1:A:130:GLY:HA2	1:A:131:LYS:H	1	0.66
(1,687)	1:A:127:ASN:H	1:A:126:PRO:HA	4	0.66
(1,660)	1:A:119:GLN:H	1:A:120:GLY:H	4	0.66
(1,66)	1:A:15:ASN:HB3	1:A:16:ALA:H	8	0.66
(1,617)	1:A:115:SER:H	1:A:115:SER:HB2	14	0.66
(1,611)	1:A:114:PHE:HB3	1:A:115:SER:H	5	0.66
(1,590)	1:A:111:ILE:H	1:A:111:ILE:HB	1	0.66
(1,590)	1:A:111:ILE:H	1:A:111:ILE:HB	8	0.66
(1,579)	1:A:110:GLY:H	1:A:110:GLY:HA3	15	0.66
(1,523)	1:A:102:GLY:H	1:A:102:GLY:HA2	5	0.66
(1,523)	1:A:102:GLY:H	1:A:102:GLY:HA2	15	0.66
(1,520)	1:A:99:TYR:H	1:A:99:TYR:HB2	2	0.66
(1,472)	1:A:82:GLU:H	1:A:82:GLU:HB2	14	0.66
(1,453)	1:A:80:SER:H	1:A:77:GLN:HB2	9	0.66
(1,416)	1:A:75:GLU:H	1:A:74:GLU:H	6	0.66
(1,414)	1:A:75:GLU:H	1:A:73:LEU:HD11	5	0.66
(1,414)	1:A:75:GLU:H	1:A:73:LEU:HD12	5	0.66
(1,414)	1:A:75:GLU:H	1:A:73:LEU:HD13	5	0.66
(1,383)	1:A:71:LEU:H	1:A:71:LEU:HB2	13	0.66
(1,37)	1:A:11:THR:H	1:A:12:ASP:H	13	0.66
(1,325)	1:A:64:LEU:H	1:A:64:LEU:HD11	7	0.66
(1,325)	1:A:64:LEU:H	1:A:64:LEU:HD12	7	0.66
(1,325)	1:A:64:LEU:H	1:A:64:LEU:HD13	7	0.66
(1,313)	1:A:59:HIS:H	1:A:59:HIS:HB2	3	0.66
(1,313)	1:A:59:HIS:H	1:A:59:HIS:HB2	12	0.66
(1,30)	1:A:9:THR:H	1:A:9:THR:HA	6	0.66
(1,265)	1:A:51:MET:HA	1:A:52:HIS:H	7	0.66
(1,2592)	2:C:24:LEU:H	1:A:65:ASP:HB2	15	0.66
(1,2592)	2:C:24:LEU:H	1:A:65:ASP:HB3	15	0.66

*Continued on next page...*

*Continued from previous page...*

Key	Atom-1	Atom-2	Model ID	Violation (Å)
(1,2592)	2:C:24:LEU:H	1:B:65:ASP:HB2	15	0.66
(1,2592)	2:C:24:LEU:H	1:B:65:ASP:HB3	15	0.66
(1,2582)	1:B:116:GLY:H	1:A:189:PHE:HB2	8	0.66
(1,2582)	1:B:116:GLY:H	1:A:189:PHE:HB3	8	0.66
(1,2581)	1:B:116:GLY:H	1:A:185:THR:HB	9	0.66
(1,2572)	1:B:88:ILE:HD11	1:A:172:LYS:HD2	6	0.66
(1,2572)	1:B:88:ILE:HD11	1:A:172:LYS:HD3	6	0.66
(1,2572)	1:B:88:ILE:HD12	1:A:172:LYS:HD2	6	0.66
(1,2572)	1:B:88:ILE:HD12	1:A:172:LYS:HD3	6	0.66
(1,2572)	1:B:88:ILE:HD13	1:A:172:LYS:HD2	6	0.66
(1,2572)	1:B:88:ILE:HD13	1:A:172:LYS:HD3	6	0.66
(1,2537)	1:A:105:TYR:H	1:B:179:ILE:HD11	14	0.66
(1,2537)	1:A:105:TYR:H	1:B:179:ILE:HD12	14	0.66
(1,2537)	1:A:105:TYR:H	1:B:179:ILE:HD13	14	0.66
(1,2492)	2:C:4:LEU:H	2:C:5:ARG:H	11	0.66
(1,249)	1:A:46:SER:H	1:A:46:SER:HB2	5	0.66
(1,2482)	1:B:219:LEU:H	1:B:219:LEU:HA	2	0.66
(1,2480)	1:B:218:ARG:H	1:B:218:ARG:HB2	8	0.66
(1,2469)	1:B:213:CYS:H	1:B:213:CYS:HA	4	0.66
(1,2422)	1:B:206:ALA:H	1:B:206:ALA:HA	10	0.66
(1,2407)	1:B:204:MET:HE1	1:B:160:ASN:HB2	2	0.66
(1,2407)	1:B:204:MET:HE1	1:B:160:ASN:HB3	2	0.66
(1,2407)	1:B:204:MET:HE2	1:B:160:ASN:HB2	2	0.66
(1,2407)	1:B:204:MET:HE2	1:B:160:ASN:HB3	2	0.66
(1,2407)	1:B:204:MET:HE3	1:B:160:ASN:HB2	2	0.66
(1,2407)	1:B:204:MET:HE3	1:B:160:ASN:HB3	2	0.66
(1,2399)	1:B:203:ALA:H	1:B:203:ALA:HA	7	0.66
(1,2399)	1:B:203:ALA:H	1:B:203:ALA:HA	13	0.66
(1,2391)	1:B:202:SER:H	1:B:202:SER:HA	2	0.66
(1,2391)	1:B:202:SER:H	1:B:202:SER:HA	4	0.66
(1,2391)	1:B:202:SER:H	1:B:202:SER:HA	5	0.66
(1,2391)	1:B:202:SER:H	1:B:202:SER:HA	8	0.66
(1,2391)	1:B:202:SER:H	1:B:202:SER:HA	9	0.66
(1,2391)	1:B:202:SER:H	1:B:202:SER:HA	10	0.66
(1,2391)	1:B:202:SER:H	1:B:202:SER:HA	11	0.66
(1,2391)	1:B:202:SER:H	1:B:202:SER:HA	13	0.66
(1,2391)	1:B:202:SER:H	1:B:202:SER:HA	14	0.66
(1,239)	1:A:45:ILE:H	1:A:45:ILE:HB	2	0.66
(1,2373)	1:B:199:GLY:H	1:B:199:GLY:HA3	2	0.66
(1,2354)	1:B:196:LYS:H	1:B:196:LYS:HB2	15	0.66
(1,2300)	1:B:187:ALA:HB1	1:B:198:MET:HE1	12	0.66
(1,2300)	1:B:187:ALA:HB1	1:B:198:MET:HE2	12	0.66

*Continued on next page...*

*Continued from previous page...*

Key	Atom-1	Atom-2	Model ID	Violation (Å)
(1,2300)	1:B:187:ALA:HB1	1:B:198:MET:HE3	12	0.66
(1,2300)	1:B:187:ALA:HB2	1:B:198:MET:HE1	12	0.66
(1,2300)	1:B:187:ALA:HB2	1:B:198:MET:HE2	12	0.66
(1,2300)	1:B:187:ALA:HB2	1:B:198:MET:HE3	12	0.66
(1,2300)	1:B:187:ALA:HB3	1:B:198:MET:HE1	12	0.66
(1,2300)	1:B:187:ALA:HB3	1:B:198:MET:HE2	12	0.66
(1,2300)	1:B:187:ALA:HB3	1:B:198:MET:HE3	12	0.66
(1,228)	1:A:43:ASN:H	1:A:43:ASN:HB2	11	0.66
(1,2279)	1:B:185:THR:H	1:B:185:THR:HG21	13	0.66
(1,2279)	1:B:185:THR:H	1:B:185:THR:HG22	13	0.66
(1,2279)	1:B:185:THR:H	1:B:185:THR:HG23	13	0.66
(1,2197)	1:B:175:THR:HG21	1:B:212:TRP:HE1	15	0.66
(1,2197)	1:B:175:THR:HG22	1:B:212:TRP:HE1	15	0.66
(1,2197)	1:B:175:THR:HG23	1:B:212:TRP:HE1	15	0.66
(1,2192)	1:B:175:THR:H	1:B:175:THR:HA	2	0.66
(1,2192)	1:B:175:THR:H	1:B:175:THR:HA	5	0.66
(1,2165)	1:B:168:ALA:HB1	1:B:211:VAL:HG21	12	0.66
(1,2165)	1:B:168:ALA:HB1	1:B:211:VAL:HG22	12	0.66
(1,2165)	1:B:168:ALA:HB1	1:B:211:VAL:HG23	12	0.66
(1,2165)	1:B:168:ALA:HB2	1:B:211:VAL:HG21	12	0.66
(1,2165)	1:B:168:ALA:HB2	1:B:211:VAL:HG22	12	0.66
(1,2165)	1:B:168:ALA:HB2	1:B:211:VAL:HG23	12	0.66
(1,2165)	1:B:168:ALA:HB3	1:B:211:VAL:HG21	12	0.66
(1,2165)	1:B:168:ALA:HB3	1:B:211:VAL:HG22	12	0.66
(1,2165)	1:B:168:ALA:HB3	1:B:211:VAL:HG23	12	0.66
(1,2085)	1:B:157:LEU:HD11	1:B:204:MET:HG2	11	0.66
(1,2085)	1:B:157:LEU:HD11	1:B:204:MET:HG3	11	0.66
(1,2085)	1:B:157:LEU:HD12	1:B:204:MET:HG2	11	0.66
(1,2085)	1:B:157:LEU:HD12	1:B:204:MET:HG3	11	0.66
(1,2085)	1:B:157:LEU:HD13	1:B:204:MET:HG2	11	0.66
(1,2085)	1:B:157:LEU:HD13	1:B:204:MET:HG3	11	0.66
(1,2085)	1:B:157:LEU:HD21	1:B:204:MET:HG2	11	0.66
(1,2085)	1:B:157:LEU:HD21	1:B:204:MET:HG3	11	0.66
(1,2085)	1:B:157:LEU:HD22	1:B:204:MET:HG2	11	0.66
(1,2085)	1:B:157:LEU:HD22	1:B:204:MET:HG3	11	0.66
(1,2085)	1:B:157:LEU:HD23	1:B:204:MET:HG2	11	0.66
(1,2085)	1:B:157:LEU:HD23	1:B:204:MET:HG3	11	0.66
(1,2059)	1:B:155:LEU:H	1:B:155:LEU:HB2	13	0.66
(1,1991)	1:B:139:ASN:H	1:B:139:ASN:HB2	6	0.66
(1,1960)	1:B:134:LEU:H	1:B:134:LEU:HB2	10	0.66
(1,1951)	1:B:133:GLN:H	1:B:133:GLN:HB2	14	0.66
(1,1937)	1:B:128:SER:H	1:B:128:SER:HB2	1	0.66

*Continued on next page...*

*Continued from previous page...*

Key	Atom-1	Atom-2	Model ID	Violation (Å)
(1,1927)	1:B:124:ILE:H	1:B:124:ILE:HB	4	0.66
(1,1927)	1:B:124:ILE:H	1:B:124:ILE:HB	13	0.66
(1,1923)	1:B:122:GLN:H	1:B:122:GLN:HB2	2	0.66
(1,1904)	1:B:119:GLN:H	1:B:120:GLY:H	1	0.66
(1,1885)	1:B:118:MET:H	1:B:118:MET:HB2	10	0.66
(1,187)	1:A:37:PHE:HA	1:A:38:GLU:H	9	0.66
(1,1856)	1:B:114:PHE:HB2	1:B:115:SER:H	3	0.66
(1,184)	1:A:37:PHE:H	1:A:37:PHE:HB2	12	0.66
(1,1834)	1:B:111:ILE:H	1:B:111:ILE:HB	2	0.66
(1,1834)	1:B:111:ILE:H	1:B:111:ILE:HB	8	0.66
(1,1823)	1:B:110:GLY:H	1:B:110:GLY:HA3	8	0.66
(1,1811)	1:B:107:LEU:HD11	1:B:166:ILE:H	11	0.66
(1,1811)	1:B:107:LEU:HD12	1:B:166:ILE:H	11	0.66
(1,1811)	1:B:107:LEU:HD13	1:B:166:ILE:H	11	0.66
(1,181)	1:A:37:PHE:H	1:A:36:GLY:H	5	0.66
(1,1737)	1:B:88:ILE:H	1:B:88:ILE:HB	9	0.66
(1,1722)	1:B:84:SER:H	1:B:84:SER:HB2	7	0.66
(1,1627)	1:B:71:LEU:H	1:B:71:LEU:HB2	2	0.66
(1,1599)	1:B:68:VAL:H	1:B:69:GLU:H	15	0.66
(1,1579)	1:B:65:ASP:H	1:B:65:ASP:HB2	11	0.66
(1,1530)	1:B:55:THR:H	1:B:55:THR:HA	12	0.66
(1,1528)	1:B:54:ASP:HA	1:B:55:THR:H	13	0.66
(1,1524)	1:B:54:ASP:H	1:B:54:ASP:HB2	2	0.66
(1,1524)	1:B:54:ASP:H	1:B:54:ASP:HB2	14	0.66
(1,1524)	1:B:54:ASP:H	1:B:54:ASP:HB2	15	0.66
(1,1514)	1:B:53:VAL:H	1:B:52:HIS:HA	5	0.66
(1,1497)	1:B:49:GLY:H	1:B:48:PRO:HA	14	0.66
(1,1430)	1:B:37:PHE:H	1:B:37:PHE:HB3	9	0.66
(1,1425)	1:B:37:PHE:H	1:B:36:GLY:H	6	0.66
(1,1425)	1:B:37:PHE:H	1:B:36:GLY:H	10	0.66
(1,1358)	1:B:28:GLU:H	1:B:28:GLU:HB2	12	0.66
(1,1344)	1:B:24:THR:HB	1:B:25:LYS:H	3	0.66
(1,1274)	1:B:9:THR:H	1:B:9:THR:HA	6	0.66
(1,127)	1:A:30:SER:H	1:A:30:SER:HB3	2	0.66
(1,1266)	1:B:8:LYS:H	1:B:8:LYS:HB2	1	0.66
(1,1256)	1:B:6:GLY:H	1:B:6:GLY:HA2	15	0.66
(1,1250)	1:B:5:PHE:HB2	1:B:5:PHE:H	13	0.66
(1,1225)	1:A:213:CYS:H	1:A:213:CYS:HA	6	0.66
(1,1178)	1:A:206:ALA:H	1:A:206:ALA:HA	6	0.66
(1,1178)	1:A:206:ALA:H	1:A:206:ALA:HA	7	0.66
(1,1178)	1:A:206:ALA:H	1:A:206:ALA:HA	11	0.66
(1,1178)	1:A:206:ALA:H	1:A:206:ALA:HA	12	0.66

*Continued on next page...*

*Continued from previous page...*

Key	Atom-1	Atom-2	Model ID	Violation (Å)
(1,1164)	1:A:204:MET:HE1	1:A:160:ASN:HD21	13	0.66
(1,1164)	1:A:204:MET:HE1	1:A:160:ASN:HD22	13	0.66
(1,1164)	1:A:204:MET:HE2	1:A:160:ASN:HD21	13	0.66
(1,1164)	1:A:204:MET:HE2	1:A:160:ASN:HD22	13	0.66
(1,1164)	1:A:204:MET:HE3	1:A:160:ASN:HD21	13	0.66
(1,1164)	1:A:204:MET:HE3	1:A:160:ASN:HD22	13	0.66
(1,1155)	1:A:203:ALA:H	1:A:203:ALA:HA	1	0.66
(1,1155)	1:A:203:ALA:H	1:A:203:ALA:HA	4	0.66
(1,1155)	1:A:203:ALA:H	1:A:203:ALA:HA	7	0.66
(1,1155)	1:A:203:ALA:H	1:A:203:ALA:HA	8	0.66
(1,1147)	1:A:202:SER:H	1:A:202:SER:HA	2	0.66
(1,1147)	1:A:202:SER:H	1:A:202:SER:HA	3	0.66
(1,1147)	1:A:202:SER:H	1:A:202:SER:HA	8	0.66
(1,1147)	1:A:202:SER:H	1:A:202:SER:HA	9	0.66
(1,1147)	1:A:202:SER:H	1:A:202:SER:HA	12	0.66
(1,1147)	1:A:202:SER:H	1:A:202:SER:HA	13	0.66
(1,1141)	1:A:201:SER:H	1:A:201:SER:HA	14	0.66
(1,1129)	1:A:199:GLY:H	1:A:199:GLY:HA3	5	0.66
(1,1129)	1:A:199:GLY:H	1:A:199:GLY:HA3	10	0.66
(1,1110)	1:A:196:LYS:H	1:A:196:LYS:HB2	12	0.66
(1,11)	1:A:6:GLY:H	1:A:5:PHE:H	2	0.66
(1,1088)	1:A:190:LYS:H	1:A:191:SER:H	13	0.66
(1,1078)	1:A:189:PHE:H	1:A:189:PHE:HD1	9	0.66
(1,1078)	1:A:189:PHE:H	1:A:189:PHE:HD2	9	0.66
(1,1063)	1:A:188:LEU:HD21	1:A:189:PHE:H	15	0.66
(1,1063)	1:A:188:LEU:HD22	1:A:189:PHE:H	15	0.66
(1,1063)	1:A:188:LEU:HD23	1:A:189:PHE:H	15	0.66
(1,1002)	1:A:182:GLY:H	1:A:182:GLY:HA3	8	0.66
(1,1002)	1:A:182:GLY:H	1:A:182:GLY:HA3	11	0.66
(1,1002)	1:A:182:GLY:H	1:A:182:GLY:HA3	15	0.66
(1,100)	1:A:24:THR:HB	1:A:25:LYS:H	5	0.66
(1,1)	1:A:4:LEU:HD11	1:A:4:LEU:H	3	0.66
(1,1)	1:A:4:LEU:HD12	1:A:4:LEU:H	3	0.66
(1,1)	1:A:4:LEU:HD13	1:A:4:LEU:H	3	0.66
(1,980)	1:A:179:ILE:HG21	1:A:180:GLY:H	5	0.65
(1,980)	1:A:179:ILE:HG22	1:A:180:GLY:H	5	0.65
(1,980)	1:A:179:ILE:HG23	1:A:180:GLY:H	5	0.65
(1,96)	1:A:23:THR:HA	1:A:24:THR:H	8	0.65
(1,953)	1:A:175:THR:HG21	1:A:212:TRP:HE1	15	0.65
(1,953)	1:A:175:THR:HG22	1:A:212:TRP:HE1	15	0.65
(1,953)	1:A:175:THR:HG23	1:A:212:TRP:HE1	15	0.65
(1,948)	1:A:175:THR:H	1:A:175:THR:HA	1	0.65

*Continued on next page...*

*Continued from previous page...*

Key	Atom-1	Atom-2	Model ID	Violation (Å)
(1,948)	1:A:175:THR:H	1:A:175:THR:HA	5	0.65
(1,948)	1:A:175:THR:H	1:A:175:THR:HA	10	0.65
(1,948)	1:A:175:THR:H	1:A:175:THR:HA	15	0.65
(1,85)	1:A:21:GLN:H	1:A:21:GLN:HB2	5	0.65
(1,840)	1:A:157:LEU:HD11	1:A:204:MET:HB2	12	0.65
(1,840)	1:A:157:LEU:HD11	1:A:204:MET:HB3	12	0.65
(1,840)	1:A:157:LEU:HD12	1:A:204:MET:HB2	12	0.65
(1,840)	1:A:157:LEU:HD12	1:A:204:MET:HB3	12	0.65
(1,840)	1:A:157:LEU:HD13	1:A:204:MET:HB2	12	0.65
(1,840)	1:A:157:LEU:HD13	1:A:204:MET:HB3	12	0.65
(1,840)	1:A:157:LEU:HD21	1:A:204:MET:HB2	12	0.65
(1,840)	1:A:157:LEU:HD21	1:A:204:MET:HB3	12	0.65
(1,840)	1:A:157:LEU:HD22	1:A:204:MET:HB2	12	0.65
(1,840)	1:A:157:LEU:HD22	1:A:204:MET:HB3	12	0.65
(1,840)	1:A:157:LEU:HD23	1:A:204:MET:HB2	12	0.65
(1,840)	1:A:157:LEU:HD23	1:A:204:MET:HB3	12	0.65
(1,837)	1:A:157:LEU:HD11	1:A:200:TYR:HD1	8	0.65
(1,837)	1:A:157:LEU:HD11	1:A:200:TYR:HD2	8	0.65
(1,837)	1:A:157:LEU:HD12	1:A:200:TYR:HD1	8	0.65
(1,837)	1:A:157:LEU:HD12	1:A:200:TYR:HD2	8	0.65
(1,837)	1:A:157:LEU:HD13	1:A:200:TYR:HD1	8	0.65
(1,837)	1:A:157:LEU:HD13	1:A:200:TYR:HD2	8	0.65
(1,837)	1:A:157:LEU:HD21	1:A:200:TYR:HD1	8	0.65
(1,837)	1:A:157:LEU:HD21	1:A:200:TYR:HD2	8	0.65
(1,837)	1:A:157:LEU:HD22	1:A:200:TYR:HD1	8	0.65
(1,837)	1:A:157:LEU:HD22	1:A:200:TYR:HD2	8	0.65
(1,837)	1:A:157:LEU:HD23	1:A:200:TYR:HD1	8	0.65
(1,837)	1:A:157:LEU:HD23	1:A:200:TYR:HD2	8	0.65
(1,815)	1:A:155:LEU:H	1:A:155:LEU:HB2	2	0.65
(1,79)	1:A:19:GLY:H	1:A:18:VAL:HA	14	0.65
(1,770)	1:A:149:GLY:H	1:A:149:GLY:HA3	4	0.65
(1,77)	1:A:18:VAL:H	1:A:18:VAL:HB	2	0.65
(1,764)	1:A:147:PHE:H	1:A:147:PHE:HE1	8	0.65
(1,764)	1:A:147:PHE:H	1:A:147:PHE:HE2	8	0.65
(1,762)	1:A:145:GLY:H	1:A:145:GLY:HA3	8	0.65
(1,762)	1:A:145:GLY:H	1:A:145:GLY:HA3	12	0.65
(1,762)	1:A:145:GLY:H	1:A:145:GLY:HA3	15	0.65
(1,757)	1:A:142:THR:H	1:A:142:THR:HA	9	0.65
(1,749)	1:A:140:HIS:H	1:A:140:HIS:HB2	6	0.65
(1,700)	1:A:132:LEU:H	1:A:132:LEU:HB2	10	0.65
(1,679)	1:A:122:GLN:H	1:A:122:GLN:HB2	3	0.65
(1,660)	1:A:119:GLN:H	1:A:120:GLY:H	10	0.65

*Continued on next page...*



*Continued from previous page...*

Key	Atom-1	Atom-2	Model ID	Violation (Å)
(1,635)	1:A:117:MET:H	1:A:117:MET:HE1	7	0.65
(1,635)	1:A:117:MET:H	1:A:117:MET:HE2	7	0.65
(1,635)	1:A:117:MET:H	1:A:117:MET:HE3	7	0.65
(1,612)	1:A:114:PHE:HB2	1:A:115:SER:H	2	0.65
(1,579)	1:A:110:GLY:H	1:A:110:GLY:HA3	1	0.65
(1,579)	1:A:110:GLY:H	1:A:110:GLY:HA3	2	0.65
(1,579)	1:A:110:GLY:H	1:A:110:GLY:HA3	3	0.65
(1,579)	1:A:110:GLY:H	1:A:110:GLY:HA3	4	0.65
(1,579)	1:A:110:GLY:H	1:A:110:GLY:HA3	5	0.65
(1,579)	1:A:110:GLY:H	1:A:110:GLY:HA3	6	0.65
(1,579)	1:A:110:GLY:H	1:A:110:GLY:HA3	7	0.65
(1,579)	1:A:110:GLY:H	1:A:110:GLY:HA3	8	0.65
(1,579)	1:A:110:GLY:H	1:A:110:GLY:HA3	9	0.65
(1,579)	1:A:110:GLY:H	1:A:110:GLY:HA3	10	0.65
(1,579)	1:A:110:GLY:H	1:A:110:GLY:HA3	12	0.65
(1,579)	1:A:110:GLY:H	1:A:110:GLY:HA3	13	0.65
(1,579)	1:A:110:GLY:H	1:A:110:GLY:HA3	14	0.65
(1,523)	1:A:102:GLY:H	1:A:102:GLY:HA2	2	0.65
(1,523)	1:A:102:GLY:H	1:A:102:GLY:HA2	3	0.65
(1,523)	1:A:102:GLY:H	1:A:102:GLY:HA2	4	0.65
(1,523)	1:A:102:GLY:H	1:A:102:GLY:HA2	6	0.65
(1,523)	1:A:102:GLY:H	1:A:102:GLY:HA2	8	0.65
(1,523)	1:A:102:GLY:H	1:A:102:GLY:HA2	9	0.65
(1,523)	1:A:102:GLY:H	1:A:102:GLY:HA2	11	0.65
(1,523)	1:A:102:GLY:H	1:A:102:GLY:HA2	14	0.65
(1,491)	1:A:88:ILE:H	1:A:88:ILE:HG12	4	0.65
(1,482)	1:A:86:GLY:H	1:A:86:GLY:HA2	1	0.65
(1,482)	1:A:86:GLY:H	1:A:86:GLY:HA2	12	0.65
(1,481)	1:A:86:GLY:H	1:A:86:GLY:HA3	4	0.65
(1,481)	1:A:86:GLY:H	1:A:86:GLY:HA3	9	0.65
(1,481)	1:A:86:GLY:H	1:A:86:GLY:HA3	15	0.65
(1,417)	1:A:75:GLU:H	1:A:75:GLU:HB2	3	0.65
(1,41)	1:A:12:ASP:H	1:A:12:ASP:HB3	6	0.65
(1,383)	1:A:71:LEU:H	1:A:71:LEU:HB2	1	0.65
(1,377)	1:A:70:TYR:H	1:A:70:TYR:HB2	10	0.65
(1,36)	1:A:11:THR:H	1:A:11:THR:HG21	7	0.65
(1,36)	1:A:11:THR:H	1:A:11:THR:HG22	7	0.65
(1,36)	1:A:11:THR:H	1:A:11:THR:HG23	7	0.65
(1,353)	1:A:67:GLY:H	1:A:66:LYS:HD2	11	0.65
(1,342)	1:A:66:LYS:H	1:A:66:LYS:HB2	5	0.65
(1,342)	1:A:66:LYS:H	1:A:66:LYS:HB2	6	0.65
(1,33)	1:A:11:THR:H	1:A:10:PRO:HA	13	0.65

*Continued on next page...*

*Continued from previous page...*

Key	Atom-1	Atom-2	Model ID	Violation (Å)
(1,323)	1:A:64:LEU:H	1:A:63:GLY:HA2	3	0.65
(1,323)	1:A:64:LEU:H	1:A:63:GLY:HA2	11	0.65
(1,318)	1:A:63:GLY:H	1:A:64:LEU:H	8	0.65
(1,301)	1:A:57:ARG:HB2	1:A:58:LEU:H	11	0.65
(1,30)	1:A:9:THR:H	1:A:9:THR:HA	3	0.65
(1,30)	1:A:9:THR:H	1:A:9:THR:HA	8	0.65
(1,30)	1:A:9:THR:H	1:A:9:THR:HA	9	0.65
(1,30)	1:A:9:THR:H	1:A:9:THR:HA	12	0.65
(1,30)	1:A:9:THR:H	1:A:9:THR:HA	13	0.65
(1,284)	1:A:54:ASP:HA	1:A:55:THR:H	4	0.65
(1,274)	1:A:53:VAL:H	1:A:53:VAL:HB	2	0.65
(1,260)	1:A:50:GLY:HA2	1:A:51:MET:H	9	0.65
(1,2581)	1:B:116:GLY:H	1:A:185:THR:HB	1	0.65
(1,2549)	1:A:120:GLY:H	1:B:189:PHE:HB2	15	0.65
(1,2549)	1:A:120:GLY:H	1:B:189:PHE:HB3	15	0.65
(1,2543)	1:A:116:GLY:H	1:B:189:PHE:HB2	3	0.65
(1,2543)	1:A:116:GLY:H	1:B:189:PHE:HB3	3	0.65
(1,2507)	2:C:21:SER:H	2:C:22:ARG:H	7	0.65
(1,2482)	1:B:219:LEU:H	1:B:219:LEU:HA	9	0.65
(1,2469)	1:B:213:CYS:H	1:B:213:CYS:HA	3	0.65
(1,2469)	1:B:213:CYS:H	1:B:213:CYS:HA	9	0.65
(1,2469)	1:B:213:CYS:H	1:B:213:CYS:HA	14	0.65
(1,2422)	1:B:206:ALA:H	1:B:206:ALA:HA	2	0.65
(1,2422)	1:B:206:ALA:H	1:B:206:ALA:HA	4	0.65
(1,2422)	1:B:206:ALA:H	1:B:206:ALA:HA	6	0.65
(1,2422)	1:B:206:ALA:H	1:B:206:ALA:HA	7	0.65
(1,2422)	1:B:206:ALA:H	1:B:206:ALA:HA	8	0.65
(1,2422)	1:B:206:ALA:H	1:B:206:ALA:HA	9	0.65
(1,2422)	1:B:206:ALA:H	1:B:206:ALA:HA	11	0.65
(1,2422)	1:B:206:ALA:H	1:B:206:ALA:HA	15	0.65
(1,2399)	1:B:203:ALA:H	1:B:203:ALA:HA	6	0.65
(1,2391)	1:B:202:SER:H	1:B:202:SER:HA	3	0.65
(1,2373)	1:B:199:GLY:H	1:B:199:GLY:HA3	1	0.65
(1,2373)	1:B:199:GLY:H	1:B:199:GLY:HA3	3	0.65
(1,2373)	1:B:199:GLY:H	1:B:199:GLY:HA3	4	0.65
(1,2373)	1:B:199:GLY:H	1:B:199:GLY:HA3	5	0.65
(1,2373)	1:B:199:GLY:H	1:B:199:GLY:HA3	6	0.65
(1,2373)	1:B:199:GLY:H	1:B:199:GLY:HA3	7	0.65
(1,2373)	1:B:199:GLY:H	1:B:199:GLY:HA3	8	0.65
(1,2373)	1:B:199:GLY:H	1:B:199:GLY:HA3	9	0.65
(1,2373)	1:B:199:GLY:H	1:B:199:GLY:HA3	10	0.65
(1,2373)	1:B:199:GLY:H	1:B:199:GLY:HA3	11	0.65

*Continued on next page...*

*Continued from previous page...*

Key	Atom-1	Atom-2	Model ID	Violation (Å)
(1,2373)	1:B:199:GLY:H	1:B:199:GLY:HA3	12	0.65
(1,2373)	1:B:199:GLY:H	1:B:199:GLY:HA3	13	0.65
(1,2373)	1:B:199:GLY:H	1:B:199:GLY:HA3	14	0.65
(1,2373)	1:B:199:GLY:H	1:B:199:GLY:HA3	15	0.65
(1,2344)	1:B:194:GLY:H	1:B:194:GLY:HA3	1	0.65
(1,2344)	1:B:194:GLY:H	1:B:194:GLY:HA3	4	0.65
(1,2344)	1:B:194:GLY:H	1:B:194:GLY:HA3	9	0.65
(1,2344)	1:B:194:GLY:H	1:B:194:GLY:HA3	12	0.65
(1,2344)	1:B:194:GLY:H	1:B:194:GLY:HA3	15	0.65
(1,2338)	1:B:192:SER:HB2	1:B:193:LYS:H	12	0.65
(1,2322)	1:B:189:PHE:H	1:B:189:PHE:HD1	11	0.65
(1,2322)	1:B:189:PHE:H	1:B:189:PHE:HD2	11	0.65
(1,2279)	1:B:185:THR:H	1:B:185:THR:HG21	11	0.65
(1,2279)	1:B:185:THR:H	1:B:185:THR:HG22	11	0.65
(1,2279)	1:B:185:THR:H	1:B:185:THR:HG23	11	0.65
(1,2279)	1:B:185:THR:H	1:B:185:THR:HG21	14	0.65
(1,2279)	1:B:185:THR:H	1:B:185:THR:HG22	14	0.65
(1,2279)	1:B:185:THR:H	1:B:185:THR:HG23	14	0.65
(1,2246)	1:B:182:GLY:H	1:B:182:GLY:HA3	1	0.65
(1,2246)	1:B:182:GLY:H	1:B:182:GLY:HA3	2	0.65
(1,2246)	1:B:182:GLY:H	1:B:182:GLY:HA3	3	0.65
(1,2246)	1:B:182:GLY:H	1:B:182:GLY:HA3	4	0.65
(1,2246)	1:B:182:GLY:H	1:B:182:GLY:HA3	5	0.65
(1,2246)	1:B:182:GLY:H	1:B:182:GLY:HA3	6	0.65
(1,2246)	1:B:182:GLY:H	1:B:182:GLY:HA3	7	0.65
(1,2246)	1:B:182:GLY:H	1:B:182:GLY:HA3	8	0.65
(1,2246)	1:B:182:GLY:H	1:B:182:GLY:HA3	9	0.65
(1,2246)	1:B:182:GLY:H	1:B:182:GLY:HA3	10	0.65
(1,2246)	1:B:182:GLY:H	1:B:182:GLY:HA3	11	0.65
(1,2246)	1:B:182:GLY:H	1:B:182:GLY:HA3	12	0.65
(1,2246)	1:B:182:GLY:H	1:B:182:GLY:HA3	13	0.65
(1,2246)	1:B:182:GLY:H	1:B:182:GLY:HA3	14	0.65
(1,2246)	1:B:182:GLY:H	1:B:182:GLY:HA3	15	0.65
(1,2245)	1:B:182:GLY:H	1:B:181:ALA:HB1	12	0.65
(1,2245)	1:B:182:GLY:H	1:B:181:ALA:HB2	12	0.65
(1,2245)	1:B:182:GLY:H	1:B:181:ALA:HB3	12	0.65
(1,2220)	1:B:179:ILE:H	1:B:179:ILE:HB	5	0.65
(1,2220)	1:B:179:ILE:H	1:B:179:ILE:HB	7	0.65
(1,2220)	1:B:179:ILE:H	1:B:179:ILE:HB	13	0.65
(1,2195)	1:B:175:THR:H	1:B:175:THR:HB	6	0.65
(1,2195)	1:B:175:THR:H	1:B:175:THR:HB	7	0.65
(1,2192)	1:B:175:THR:H	1:B:175:THR:HA	3	0.65

*Continued on next page...*

*Continued from previous page...*

Key	Atom-1	Atom-2	Model ID	Violation (Å)
(1,2180)	1:B:171:GLY:H	1:B:171:GLY:HA2	10	0.65
(1,2180)	1:B:171:GLY:H	1:B:171:GLY:HA2	14	0.65
(1,2172)	1:B:169:LEU:H	1:B:169:LEU:HG	12	0.65
(1,2133)	1:B:163:ASN:H	1:B:163:ASN:HA	11	0.65
(1,213)	1:A:41:ILE:H	1:A:41:ILE:HB	7	0.65
(1,2102)	1:B:159:TYR:H	1:B:159:TYR:HB2	6	0.65
(1,206)	1:A:40:ASN:HB2	1:A:41:ILE:H	12	0.65
(1,2047)	1:B:154:ILE:H	1:B:154:ILE:HB	2	0.65
(1,203)	1:A:40:ASN:H	1:A:40:ASN:HB2	3	0.65
(1,203)	1:A:40:ASN:H	1:A:40:ASN:HB2	5	0.65
(1,2006)	1:B:145:GLY:H	1:B:145:GLY:HA3	1	0.65
(1,2006)	1:B:145:GLY:H	1:B:145:GLY:HA3	2	0.65
(1,2006)	1:B:145:GLY:H	1:B:145:GLY:HA3	5	0.65
(1,2006)	1:B:145:GLY:H	1:B:145:GLY:HA3	8	0.65
(1,2006)	1:B:145:GLY:H	1:B:145:GLY:HA3	9	0.65
(1,2006)	1:B:145:GLY:H	1:B:145:GLY:HA3	10	0.65
(1,2006)	1:B:145:GLY:H	1:B:145:GLY:HA3	11	0.65
(1,2006)	1:B:145:GLY:H	1:B:145:GLY:HA3	12	0.65
(1,2006)	1:B:145:GLY:H	1:B:145:GLY:HA3	14	0.65
(1,2003)	1:B:144:ARG:H	1:B:144:ARG:HB2	11	0.65
(1,200)	1:A:40:ASN:H	1:A:39:PRO:HG2	10	0.65
(1,1998)	1:B:141:ILE:H	1:B:141:ILE:HG21	5	0.65
(1,1998)	1:B:141:ILE:H	1:B:141:ILE:HG22	5	0.65
(1,1998)	1:B:141:ILE:H	1:B:141:ILE:HG23	5	0.65
(1,1983)	1:B:137:VAL:H	1:B:137:VAL:HB	13	0.65
(1,1983)	1:B:137:VAL:H	1:B:137:VAL:HB	15	0.65
(1,1944)	1:B:132:LEU:H	1:B:132:LEU:HB2	3	0.65
(1,194)	1:A:38:GLU:H	1:A:38:GLU:HB2	8	0.65
(1,1931)	1:B:127:ASN:H	1:B:126:PRO:HA	2	0.65
(1,1909)	1:B:120:GLY:H	1:B:121:LEU:H	6	0.65
(1,1904)	1:B:119:GLN:H	1:B:120:GLY:H	3	0.65
(1,1904)	1:B:119:GLN:H	1:B:120:GLY:H	7	0.65
(1,1904)	1:B:119:GLN:H	1:B:120:GLY:H	14	0.65
(1,1894)	1:B:118:MET:HE1	1:B:155:LEU:HB2	2	0.65
(1,1894)	1:B:118:MET:HE1	1:B:155:LEU:HB3	2	0.65
(1,1894)	1:B:118:MET:HE2	1:B:155:LEU:HB2	2	0.65
(1,1894)	1:B:118:MET:HE2	1:B:155:LEU:HB3	2	0.65
(1,1894)	1:B:118:MET:HE3	1:B:155:LEU:HB2	2	0.65
(1,1894)	1:B:118:MET:HE3	1:B:155:LEU:HB3	2	0.65
(1,186)	1:A:37:PHE:H	1:A:37:PHE:HB3	6	0.65
(1,1834)	1:B:111:ILE:H	1:B:111:ILE:HB	10	0.65
(1,1834)	1:B:111:ILE:H	1:B:111:ILE:HB	11	0.65

*Continued on next page...*

*Continued from previous page...*

Key	Atom-1	Atom-2	Model ID	Violation (Å)
(1,1823)	1:B:110:GLY:H	1:B:110:GLY:HA3	1	0.65
(1,1823)	1:B:110:GLY:H	1:B:110:GLY:HA3	2	0.65
(1,1823)	1:B:110:GLY:H	1:B:110:GLY:HA3	3	0.65
(1,1823)	1:B:110:GLY:H	1:B:110:GLY:HA3	4	0.65
(1,1823)	1:B:110:GLY:H	1:B:110:GLY:HA3	5	0.65
(1,1823)	1:B:110:GLY:H	1:B:110:GLY:HA3	6	0.65
(1,1823)	1:B:110:GLY:H	1:B:110:GLY:HA3	7	0.65
(1,1823)	1:B:110:GLY:H	1:B:110:GLY:HA3	9	0.65
(1,1823)	1:B:110:GLY:H	1:B:110:GLY:HA3	11	0.65
(1,1823)	1:B:110:GLY:H	1:B:110:GLY:HA3	12	0.65
(1,1823)	1:B:110:GLY:H	1:B:110:GLY:HA3	13	0.65
(1,1823)	1:B:110:GLY:H	1:B:110:GLY:HA3	14	0.65
(1,1823)	1:B:110:GLY:H	1:B:110:GLY:HA3	15	0.65
(1,1801)	1:B:106:LEU:H	1:B:106:LEU:HB2	1	0.65
(1,1782)	1:B:104:VAL:HG21	1:B:170:ARG:HD2	14	0.65
(1,1782)	1:B:104:VAL:HG21	1:B:170:ARG:HD3	14	0.65
(1,1782)	1:B:104:VAL:HG22	1:B:170:ARG:HD2	14	0.65
(1,1782)	1:B:104:VAL:HG22	1:B:170:ARG:HD3	14	0.65
(1,1782)	1:B:104:VAL:HG23	1:B:170:ARG:HD2	14	0.65
(1,1782)	1:B:104:VAL:HG23	1:B:170:ARG:HD3	14	0.65
(1,1772)	1:B:103:ALA:HB1	1:B:166:ILE:HG21	11	0.65
(1,1772)	1:B:103:ALA:HB1	1:B:166:ILE:HG22	11	0.65
(1,1772)	1:B:103:ALA:HB1	1:B:166:ILE:HG23	11	0.65
(1,1772)	1:B:103:ALA:HB2	1:B:166:ILE:HG21	11	0.65
(1,1772)	1:B:103:ALA:HB2	1:B:166:ILE:HG22	11	0.65
(1,1772)	1:B:103:ALA:HB2	1:B:166:ILE:HG23	11	0.65
(1,1772)	1:B:103:ALA:HB3	1:B:166:ILE:HG21	11	0.65
(1,1772)	1:B:103:ALA:HB3	1:B:166:ILE:HG22	11	0.65
(1,1772)	1:B:103:ALA:HB3	1:B:166:ILE:HG23	11	0.65
(1,1767)	1:B:102:GLY:H	1:B:102:GLY:HA2	2	0.65
(1,1767)	1:B:102:GLY:H	1:B:102:GLY:HA2	3	0.65
(1,1767)	1:B:102:GLY:H	1:B:102:GLY:HA2	4	0.65
(1,1767)	1:B:102:GLY:H	1:B:102:GLY:HA2	5	0.65
(1,1767)	1:B:102:GLY:H	1:B:102:GLY:HA2	7	0.65
(1,1767)	1:B:102:GLY:H	1:B:102:GLY:HA2	12	0.65
(1,1767)	1:B:102:GLY:H	1:B:102:GLY:HA2	13	0.65
(1,1767)	1:B:102:GLY:H	1:B:102:GLY:HA2	14	0.65
(1,174)	1:A:36:GLY:H	1:A:36:GLY:HA2	1	0.65
(1,174)	1:A:36:GLY:H	1:A:36:GLY:HA2	10	0.65
(1,1732)	1:B:87:LEU:HA	1:B:88:ILE:H	6	0.65
(1,1726)	1:B:86:GLY:H	1:B:86:GLY:HA2	3	0.65
(1,1725)	1:B:86:GLY:H	1:B:86:GLY:HA3	5	0.65

*Continued on next page...*

*Continued from previous page...*

Key	Atom-1	Atom-2	Model ID	Violation (Å)
(1,1725)	1:B:86:GLY:H	1:B:86:GLY:HA3	7	0.65
(1,1710)	1:B:81:LEU:H	1:B:81:LEU:HB2	7	0.65
(1,1698)	1:B:80:SER:H	1:B:78:LEU:HB2	1	0.65
(1,1690)	1:B:79:SER:H	1:B:78:LEU:HB3	11	0.65
(1,1650)	1:B:74:GLU:H	1:B:74:GLU:HG2	5	0.65
(1,164)	1:A:35:LEU:HG	1:A:35:LEU:H	2	0.65
(1,1638)	1:B:72:ASP:H	1:B:72:ASP:HB2	13	0.65
(1,1633)	1:B:72:ASP:H	1:B:73:LEU:H	6	0.65
(1,1594)	1:B:67:GLY:H	1:B:66:LYS:HB3	2	0.65
(1,1594)	1:B:67:GLY:H	1:B:66:LYS:HB3	10	0.65
(1,1561)	1:B:63:GLY:H	1:B:63:GLY:HA2	4	0.65
(1,1509)	1:B:51:MET:HA	1:B:52:HIS:H	6	0.65
(1,1497)	1:B:49:GLY:H	1:B:48:PRO:HA	8	0.65
(1,1486)	1:B:45:ILE:H	1:B:46:SER:H	2	0.65
(1,1444)	1:B:40:ASN:H	1:B:39:PRO:HG2	3	0.65
(1,1438)	1:B:38:GLU:H	1:B:38:GLU:HB2	5	0.65
(1,1425)	1:B:37:PHE:H	1:B:36:GLY:H	4	0.65
(1,1425)	1:B:37:PHE:H	1:B:36:GLY:H	7	0.65
(1,1418)	1:B:36:GLY:H	1:B:36:GLY:HA2	1	0.65
(1,1375)	1:B:31:LEU:H	1:B:31:LEU:HG	9	0.65
(1,1349)	1:B:27:LYS:H	1:B:26:PRO:HB2	7	0.65
(1,134)	1:A:31:LEU:H	1:A:31:LEU:HD11	15	0.65
(1,134)	1:A:31:LEU:H	1:A:31:LEU:HD12	15	0.65
(1,134)	1:A:31:LEU:H	1:A:31:LEU:HD13	15	0.65
(1,1332)	1:B:21:GLN:HA	1:B:22:ASP:H	12	0.65
(1,1326)	1:B:20:GLY:HA2	1:B:21:GLN:H	2	0.65
(1,1324)	1:B:19:GLY:H	1:B:19:GLY:HA2	3	0.65
(1,1294)	1:B:13:ASP:HB2	1:B:14:ALA:H	9	0.65
(1,1274)	1:B:9:THR:H	1:B:9:THR:HA	3	0.65
(1,1274)	1:B:9:THR:H	1:B:9:THR:HA	15	0.65
(1,1272)	1:B:9:THR:H	1:B:8:LYS:HA	8	0.65
(1,127)	1:A:30:SER:H	1:A:30:SER:HB3	3	0.65
(1,1265)	1:B:8:LYS:H	1:B:8:LYS:HG2	2	0.65
(1,1262)	1:B:7:ASP:H	1:B:7:ASP:HB2	4	0.65
(1,1256)	1:B:6:GLY:H	1:B:6:GLY:HA2	1	0.65
(1,1256)	1:B:6:GLY:H	1:B:6:GLY:HA2	3	0.65
(1,1256)	1:B:6:GLY:H	1:B:6:GLY:HA2	5	0.65
(1,1256)	1:B:6:GLY:H	1:B:6:GLY:HA2	6	0.65
(1,1256)	1:B:6:GLY:H	1:B:6:GLY:HA2	11	0.65
(1,1225)	1:A:213:CYS:H	1:A:213:CYS:HA	1	0.65
(1,1225)	1:A:213:CYS:H	1:A:213:CYS:HA	7	0.65
(1,1225)	1:A:213:CYS:H	1:A:213:CYS:HA	9	0.65

*Continued on next page...*



*Continued from previous page...*

Key	Atom-1	Atom-2	Model ID	Violation (Å)
(1,1225)	1:A:213:CYS:H	1:A:213:CYS:HA	11	0.65
(1,12)	1:A:6:GLY:H	1:A:6:GLY:HA2	13	0.65
(1,1178)	1:A:206:ALA:H	1:A:206:ALA:HA	2	0.65
(1,1178)	1:A:206:ALA:H	1:A:206:ALA:HA	3	0.65
(1,1178)	1:A:206:ALA:H	1:A:206:ALA:HA	4	0.65
(1,1178)	1:A:206:ALA:H	1:A:206:ALA:HA	5	0.65
(1,1178)	1:A:206:ALA:H	1:A:206:ALA:HA	8	0.65
(1,1178)	1:A:206:ALA:H	1:A:206:ALA:HA	10	0.65
(1,1178)	1:A:206:ALA:H	1:A:206:ALA:HA	13	0.65
(1,1178)	1:A:206:ALA:H	1:A:206:ALA:HA	14	0.65
(1,1147)	1:A:202:SER:H	1:A:202:SER:HA	1	0.65
(1,1147)	1:A:202:SER:H	1:A:202:SER:HA	5	0.65
(1,1147)	1:A:202:SER:H	1:A:202:SER:HA	11	0.65
(1,1147)	1:A:202:SER:H	1:A:202:SER:HA	14	0.65
(1,1129)	1:A:199:GLY:H	1:A:199:GLY:HA3	1	0.65
(1,1129)	1:A:199:GLY:H	1:A:199:GLY:HA3	2	0.65
(1,1129)	1:A:199:GLY:H	1:A:199:GLY:HA3	3	0.65
(1,1129)	1:A:199:GLY:H	1:A:199:GLY:HA3	4	0.65
(1,1129)	1:A:199:GLY:H	1:A:199:GLY:HA3	6	0.65
(1,1129)	1:A:199:GLY:H	1:A:199:GLY:HA3	7	0.65
(1,1129)	1:A:199:GLY:H	1:A:199:GLY:HA3	8	0.65
(1,1129)	1:A:199:GLY:H	1:A:199:GLY:HA3	9	0.65
(1,1129)	1:A:199:GLY:H	1:A:199:GLY:HA3	11	0.65
(1,1129)	1:A:199:GLY:H	1:A:199:GLY:HA3	12	0.65
(1,1129)	1:A:199:GLY:H	1:A:199:GLY:HA3	13	0.65
(1,1129)	1:A:199:GLY:H	1:A:199:GLY:HA3	14	0.65
(1,1129)	1:A:199:GLY:H	1:A:199:GLY:HA3	15	0.65
(1,1123)	1:A:198:MET:HE1	1:A:190:LYS:HB2	3	0.65
(1,1123)	1:A:198:MET:HE1	1:A:190:LYS:HB3	3	0.65
(1,1123)	1:A:198:MET:HE2	1:A:190:LYS:HB2	3	0.65
(1,1123)	1:A:198:MET:HE2	1:A:190:LYS:HB3	3	0.65
(1,1123)	1:A:198:MET:HE3	1:A:190:LYS:HB2	3	0.65
(1,1123)	1:A:198:MET:HE3	1:A:190:LYS:HB3	3	0.65
(1,11)	1:A:6:GLY:H	1:A:5:PHE:H	11	0.65
(1,1089)	1:A:191:SER:H	1:A:191:SER:HB3	3	0.65
(1,1086)	1:A:190:LYS:HD2	1:A:191:SER:H	13	0.65
(1,1085)	1:A:190:LYS:H	1:A:190:LYS:HD2	5	0.65
(1,1078)	1:A:189:PHE:H	1:A:189:PHE:HD1	4	0.65
(1,1078)	1:A:189:PHE:H	1:A:189:PHE:HD2	4	0.65
(1,1074)	1:A:188:LEU:HD21	1:A:196:LYS:HE2	12	0.65
(1,1074)	1:A:188:LEU:HD21	1:A:196:LYS:HE3	12	0.65
(1,1074)	1:A:188:LEU:HD22	1:A:196:LYS:HE2	12	0.65

*Continued on next page...*

*Continued from previous page...*

Key	Atom-1	Atom-2	Model ID	Violation (Å)
(1,1074)	1:A:188:LEU:HD22	1:A:196:LYS:HE3	12	0.65
(1,1074)	1:A:188:LEU:HD23	1:A:196:LYS:HE2	12	0.65
(1,1074)	1:A:188:LEU:HD23	1:A:196:LYS:HE3	12	0.65
(1,1035)	1:A:185:THR:H	1:A:185:THR:HG21	2	0.65
(1,1035)	1:A:185:THR:H	1:A:185:THR:HG22	2	0.65
(1,1035)	1:A:185:THR:H	1:A:185:THR:HG23	2	0.65
(1,103)	1:A:25:LYS:H	1:A:25:LYS:HD2	13	0.65
(1,1002)	1:A:182:GLY:H	1:A:182:GLY:HA3	1	0.65
(1,1002)	1:A:182:GLY:H	1:A:182:GLY:HA3	2	0.65
(1,1002)	1:A:182:GLY:H	1:A:182:GLY:HA3	3	0.65
(1,1002)	1:A:182:GLY:H	1:A:182:GLY:HA3	4	0.65
(1,1002)	1:A:182:GLY:H	1:A:182:GLY:HA3	5	0.65
(1,1002)	1:A:182:GLY:H	1:A:182:GLY:HA3	6	0.65
(1,1002)	1:A:182:GLY:H	1:A:182:GLY:HA3	7	0.65
(1,1002)	1:A:182:GLY:H	1:A:182:GLY:HA3	9	0.65
(1,1002)	1:A:182:GLY:H	1:A:182:GLY:HA3	10	0.65
(1,1002)	1:A:182:GLY:H	1:A:182:GLY:HA3	12	0.65
(1,1002)	1:A:182:GLY:H	1:A:182:GLY:HA3	13	0.65
(1,1002)	1:A:182:GLY:H	1:A:182:GLY:HA3	14	0.65
(2,332)	1:B:152:ALA:H	1:A:179:ILE:H	4	0.64
(1,938)	1:A:172:LYS:H	1:A:171:GLY:HA3	10	0.64
(1,92)	1:A:22:ASP:H	1:A:23:THR:H	6	0.64
(1,92)	1:A:22:ASP:H	1:A:23:THR:H	15	0.64
(1,903)	1:A:165:THR:H	1:A:165:THR:HG21	5	0.64
(1,903)	1:A:165:THR:H	1:A:165:THR:HG22	5	0.64
(1,903)	1:A:165:THR:H	1:A:165:THR:HG23	5	0.64
(1,870)	1:A:161:ILE:H	1:A:161:ILE:HB	10	0.64
(1,80)	1:A:19:GLY:H	1:A:19:GLY:HA2	11	0.64
(1,775)	1:A:150:ASN:H	1:A:150:ASN:HB2	12	0.64
(1,766)	1:A:147:PHE:H	1:A:147:PHE:HA	9	0.64
(1,766)	1:A:147:PHE:H	1:A:147:PHE:HA	15	0.64
(1,764)	1:A:147:PHE:H	1:A:147:PHE:HE1	3	0.64
(1,764)	1:A:147:PHE:H	1:A:147:PHE:HE2	3	0.64
(1,762)	1:A:145:GLY:H	1:A:145:GLY:HA3	9	0.64
(1,762)	1:A:145:GLY:H	1:A:145:GLY:HA3	13	0.64
(1,761)	1:A:144:ARG:H	1:A:144:ARG:HA	6	0.64
(1,76)	1:A:18:VAL:HA	1:A:18:VAL:H	14	0.64
(1,758)	1:A:143:LYS:H	1:A:143:LYS:HA	1	0.64
(1,757)	1:A:142:THR:H	1:A:142:THR:HA	4	0.64
(1,739)	1:A:137:VAL:H	1:A:137:VAL:HB	3	0.64
(1,739)	1:A:137:VAL:H	1:A:137:VAL:HB	11	0.64
(1,72)	1:A:17:ALA:H	1:A:17:ALA:HA	3	0.64

*Continued on next page...*

*Continued from previous page...*

Key	Atom-1	Atom-2	Model ID	Violation (Å)
(1,72)	1:A:17:ALA:H	1:A:17:ALA:HA	4	0.64
(1,72)	1:A:17:ALA:H	1:A:17:ALA:HA	10	0.64
(1,72)	1:A:17:ALA:H	1:A:17:ALA:HA	11	0.64
(1,72)	1:A:17:ALA:H	1:A:17:ALA:HA	15	0.64
(1,706)	1:A:133:GLN:H	1:A:133:GLN:HG2	1	0.64
(1,691)	1:A:127:ASN:H	1:A:127:ASN:HB2	3	0.64
(1,683)	1:A:124:ILE:H	1:A:124:ILE:HB	6	0.64
(1,683)	1:A:124:ILE:H	1:A:124:ILE:HB	15	0.64
(1,660)	1:A:119:GLN:H	1:A:120:GLY:H	7	0.64
(1,648)	1:A:118:MET:HE1	1:A:155:LEU:HG	13	0.64
(1,648)	1:A:118:MET:HE2	1:A:155:LEU:HG	13	0.64
(1,648)	1:A:118:MET:HE3	1:A:155:LEU:HG	13	0.64
(1,631)	1:A:117:MET:H	1:A:116:GLY:H	2	0.64
(1,629)	1:A:117:MET:HE1	1:A:115:SER:H	3	0.64
(1,629)	1:A:117:MET:HE2	1:A:115:SER:H	3	0.64
(1,629)	1:A:117:MET:HE3	1:A:115:SER:H	3	0.64
(1,617)	1:A:115:SER:H	1:A:115:SER:HB2	2	0.64
(1,595)	1:A:111:ILE:HD11	1:A:163:ASN:HD21	4	0.64
(1,595)	1:A:111:ILE:HD11	1:A:163:ASN:HD22	4	0.64
(1,595)	1:A:111:ILE:HD12	1:A:163:ASN:HD21	4	0.64
(1,595)	1:A:111:ILE:HD12	1:A:163:ASN:HD22	4	0.64
(1,595)	1:A:111:ILE:HD13	1:A:163:ASN:HD21	4	0.64
(1,595)	1:A:111:ILE:HD13	1:A:163:ASN:HD22	4	0.64
(1,592)	1:A:111:ILE:H	1:A:111:ILE:HG21	6	0.64
(1,592)	1:A:111:ILE:H	1:A:111:ILE:HG22	6	0.64
(1,592)	1:A:111:ILE:H	1:A:111:ILE:HG23	6	0.64
(1,579)	1:A:110:GLY:H	1:A:110:GLY:HA3	11	0.64
(1,533)	1:A:104:VAL:H	1:A:104:VAL:HB	12	0.64
(1,502)	1:A:91:ARG:H	1:A:91:ARG:HA	1	0.64
(1,502)	1:A:91:ARG:H	1:A:91:ARG:HA	3	0.64
(1,502)	1:A:91:ARG:H	1:A:91:ARG:HA	9	0.64
(1,494)	1:A:88:ILE:H	1:A:88:ILE:HA	1	0.64
(1,494)	1:A:88:ILE:H	1:A:88:ILE:HA	14	0.64
(1,483)	1:A:86:GLY:HA3	1:A:87:LEU:H	5	0.64
(1,469)	1:A:81:LEU:H	1:A:82:GLU:H	2	0.64
(1,454)	1:A:80:SER:H	1:A:78:LEU:HB2	13	0.64
(1,453)	1:A:80:SER:H	1:A:77:GLN:HB2	13	0.64
(1,446)	1:A:79:SER:H	1:A:78:LEU:HB3	13	0.64
(1,417)	1:A:75:GLU:H	1:A:75:GLU:HB2	2	0.64
(1,417)	1:A:75:GLU:H	1:A:75:GLU:HB2	5	0.64
(1,417)	1:A:75:GLU:H	1:A:75:GLU:HB2	10	0.64
(1,41)	1:A:12:ASP:H	1:A:12:ASP:HB3	9	0.64

*Continued on next page...*

*Continued from previous page...*

Key	Atom-1	Atom-2	Model ID	Violation (Å)
(1,383)	1:A:71:LEU:H	1:A:71:LEU:HB2	2	0.64
(1,366)	1:A:69:GLU:H	1:A:69:GLU:HB2	4	0.64
(1,366)	1:A:69:GLU:H	1:A:69:GLU:HB2	6	0.64
(1,345)	1:A:67:GLY:H	1:A:68:VAL:H	12	0.64
(1,335)	1:A:65:ASP:H	1:A:65:ASP:HB2	5	0.64
(1,301)	1:A:57:ARG:HB2	1:A:58:LEU:H	15	0.64
(1,286)	1:A:55:THR:H	1:A:55:THR:HA	12	0.64
(1,281)	1:A:54:ASP:H	1:A:54:ASP:HA	3	0.64
(1,281)	1:A:54:ASP:H	1:A:54:ASP:HA	4	0.64
(1,270)	1:A:53:VAL:H	1:A:52:HIS:HA	12	0.64
(1,262)	1:A:51:MET:H	1:A:51:MET:HA	3	0.64
(1,262)	1:A:51:MET:H	1:A:51:MET:HA	4	0.64
(1,262)	1:A:51:MET:H	1:A:51:MET:HA	8	0.64
(1,262)	1:A:51:MET:H	1:A:51:MET:HA	12	0.64
(1,262)	1:A:51:MET:H	1:A:51:MET:HA	14	0.64
(1,260)	1:A:50:GLY:HA2	1:A:51:MET:H	5	0.64
(1,2549)	1:A:120:GLY:H	1:B:189:PHE:HB2	10	0.64
(1,2549)	1:A:120:GLY:H	1:B:189:PHE:HB3	10	0.64
(1,253)	1:A:49:GLY:H	1:A:48:PRO:HA	10	0.64
(1,2512)	1:A:67:GLY:H	1:B:66:LYS:HB2	4	0.64
(1,2512)	1:A:67:GLY:H	1:B:66:LYS:HB3	4	0.64
(1,2512)	1:A:67:GLY:H	1:B:66:LYS:HB2	9	0.64
(1,2512)	1:A:67:GLY:H	1:B:66:LYS:HB3	9	0.64
(1,2505)	2:C:19:CYS:H	2:C:20:SER:H	3	0.64
(1,2503)	2:C:17:THR:H	2:C:18:LEU:H	3	0.64
(1,2494)	2:C:6:GLN:H	2:C:7:SER:H	3	0.64
(1,2487)	1:B:222:LYS:H	1:B:222:LYS:HA	1	0.64
(1,2487)	1:B:222:LYS:H	1:B:222:LYS:HA	2	0.64
(1,2486)	1:B:221:GLU:H	1:B:221:GLU:HA	10	0.64
(1,2486)	1:B:221:GLU:H	1:B:221:GLU:HA	11	0.64
(1,2486)	1:B:221:GLU:H	1:B:221:GLU:HA	12	0.64
(1,2482)	1:B:219:LEU:H	1:B:219:LEU:HA	5	0.64
(1,2480)	1:B:218:ARG:H	1:B:218:ARG:HB2	9	0.64
(1,2477)	1:B:217:LYS:H	1:B:217:LYS:HA	6	0.64
(1,2474)	1:B:216:LYS:H	1:B:216:LYS:HA	3	0.64
(1,2474)	1:B:216:LYS:H	1:B:216:LYS:HA	4	0.64
(1,2474)	1:B:216:LYS:H	1:B:216:LYS:HA	5	0.64
(1,2474)	1:B:216:LYS:H	1:B:216:LYS:HA	12	0.64
(1,2469)	1:B:213:CYS:H	1:B:213:CYS:HA	1	0.64
(1,2469)	1:B:213:CYS:H	1:B:213:CYS:HA	2	0.64
(1,2469)	1:B:213:CYS:H	1:B:213:CYS:HA	5	0.64
(1,2469)	1:B:213:CYS:H	1:B:213:CYS:HA	10	0.64

*Continued on next page...*

*Continued from previous page...*

Key	Atom-1	Atom-2	Model ID	Violation (Å)
(1,2469)	1:B:213:CYS:H	1:B:213:CYS:HA	11	0.64
(1,2469)	1:B:213:CYS:H	1:B:213:CYS:HA	12	0.64
(1,2469)	1:B:213:CYS:H	1:B:213:CYS:HA	13	0.64
(1,2422)	1:B:206:ALA:H	1:B:206:ALA:HA	1	0.64
(1,2422)	1:B:206:ALA:H	1:B:206:ALA:HA	3	0.64
(1,2422)	1:B:206:ALA:H	1:B:206:ALA:HA	5	0.64
(1,2422)	1:B:206:ALA:H	1:B:206:ALA:HA	12	0.64
(1,2422)	1:B:206:ALA:H	1:B:206:ALA:HA	13	0.64
(1,2391)	1:B:202:SER:H	1:B:202:SER:HA	1	0.64
(1,2385)	1:B:201:SER:H	1:B:201:SER:HA	12	0.64
(1,2363)	1:B:198:MET:HE1	1:B:199:GLY:H	6	0.64
(1,2363)	1:B:198:MET:HE2	1:B:199:GLY:H	6	0.64
(1,2363)	1:B:198:MET:HE3	1:B:199:GLY:H	6	0.64
(1,2340)	1:B:193:LYS:H	1:B:193:LYS:HB2	6	0.64
(1,2322)	1:B:189:PHE:H	1:B:189:PHE:HD1	3	0.64
(1,2322)	1:B:189:PHE:H	1:B:189:PHE:HD2	3	0.64
(1,2314)	1:B:188:LEU:HD11	1:B:198:MET:HG2	13	0.64
(1,2314)	1:B:188:LEU:HD11	1:B:198:MET:HG3	13	0.64
(1,2314)	1:B:188:LEU:HD12	1:B:198:MET:HG2	13	0.64
(1,2314)	1:B:188:LEU:HD12	1:B:198:MET:HG3	13	0.64
(1,2314)	1:B:188:LEU:HD13	1:B:198:MET:HG2	13	0.64
(1,2314)	1:B:188:LEU:HD13	1:B:198:MET:HG3	13	0.64
(1,2285)	1:B:186:GLY:H	1:B:185:THR:HG1	11	0.64
(1,2266)	1:B:184:LEU:H	1:B:184:LEU:HB2	9	0.64
(1,2245)	1:B:182:GLY:H	1:B:181:ALA:HB1	2	0.64
(1,2245)	1:B:182:GLY:H	1:B:181:ALA:HB2	2	0.64
(1,2245)	1:B:182:GLY:H	1:B:181:ALA:HB3	2	0.64
(1,2245)	1:B:182:GLY:H	1:B:181:ALA:HB1	14	0.64
(1,2245)	1:B:182:GLY:H	1:B:181:ALA:HB2	14	0.64
(1,2245)	1:B:182:GLY:H	1:B:181:ALA:HB3	14	0.64
(1,2220)	1:B:179:ILE:H	1:B:179:ILE:HB	1	0.64
(1,2192)	1:B:175:THR:H	1:B:175:THR:HA	8	0.64
(1,2192)	1:B:175:THR:H	1:B:175:THR:HA	10	0.64
(1,2192)	1:B:175:THR:H	1:B:175:THR:HA	11	0.64
(1,2192)	1:B:175:THR:H	1:B:175:THR:HA	15	0.64
(1,2178)	1:B:170:ARG:HB3	1:B:171:GLY:H	9	0.64
(1,2142)	1:B:164:SER:H	1:B:211:VAL:HB	2	0.64
(1,2142)	1:B:164:SER:H	1:B:211:VAL:HB	7	0.64
(1,2114)	1:B:161:ILE:H	1:B:161:ILE:HB	8	0.64
(1,2114)	1:B:161:ILE:H	1:B:161:ILE:HB	12	0.64
(1,2093)	1:B:158:SER:H	1:B:158:SER:HB2	13	0.64
(1,2013)	1:B:148:LEU:HD21	1:B:195:LEU:HD11	6	0.64

*Continued on next page...*

*Continued from previous page...*

Key	Atom-1	Atom-2	Model ID	Violation (Å)
(1,2013)	1:B:148:LEU:HD21	1:B:195:LEU:HD12	6	0.64
(1,2013)	1:B:148:LEU:HD21	1:B:195:LEU:HD13	6	0.64
(1,2013)	1:B:148:LEU:HD21	1:B:195:LEU:HD21	6	0.64
(1,2013)	1:B:148:LEU:HD21	1:B:195:LEU:HD22	6	0.64
(1,2013)	1:B:148:LEU:HD21	1:B:195:LEU:HD23	6	0.64
(1,2013)	1:B:148:LEU:HD22	1:B:195:LEU:HD11	6	0.64
(1,2013)	1:B:148:LEU:HD22	1:B:195:LEU:HD12	6	0.64
(1,2013)	1:B:148:LEU:HD22	1:B:195:LEU:HD13	6	0.64
(1,2013)	1:B:148:LEU:HD22	1:B:195:LEU:HD21	6	0.64
(1,2013)	1:B:148:LEU:HD22	1:B:195:LEU:HD22	6	0.64
(1,2013)	1:B:148:LEU:HD22	1:B:195:LEU:HD23	6	0.64
(1,2013)	1:B:148:LEU:HD23	1:B:195:LEU:HD11	6	0.64
(1,2013)	1:B:148:LEU:HD23	1:B:195:LEU:HD12	6	0.64
(1,2013)	1:B:148:LEU:HD23	1:B:195:LEU:HD13	6	0.64
(1,2013)	1:B:148:LEU:HD23	1:B:195:LEU:HD21	6	0.64
(1,2013)	1:B:148:LEU:HD23	1:B:195:LEU:HD22	6	0.64
(1,2013)	1:B:148:LEU:HD23	1:B:195:LEU:HD23	6	0.64
(1,2010)	1:B:147:PHE:H	1:B:147:PHE:HA	5	0.64
(1,2006)	1:B:145:GLY:H	1:B:145:GLY:HA3	7	0.64
(1,2005)	1:B:144:ARG:H	1:B:144:ARG:HA	9	0.64
(1,2005)	1:B:144:ARG:H	1:B:144:ARG:HA	15	0.64
(1,2002)	1:B:143:LYS:H	1:B:143:LYS:HA	8	0.64
(1,2002)	1:B:143:LYS:H	1:B:143:LYS:HA	10	0.64
(1,200)	1:A:40:ASN:H	1:A:39:PRO:HG2	12	0.64
(1,1996)	1:B:141:ILE:H	1:B:141:ILE:HB	3	0.64
(1,1996)	1:B:141:ILE:H	1:B:141:ILE:HB	10	0.64
(1,1996)	1:B:141:ILE:H	1:B:141:ILE:HB	13	0.64
(1,1996)	1:B:141:ILE:H	1:B:141:ILE:HB	15	0.64
(1,1994)	1:B:140:HIS:H	1:B:140:HIS:HA	1	0.64
(1,1983)	1:B:137:VAL:H	1:B:137:VAL:HB	4	0.64
(1,1966)	1:B:135:ASN:H	1:B:135:ASN:HB2	1	0.64
(1,1966)	1:B:135:ASN:H	1:B:135:ASN:HB2	6	0.64
(1,1942)	1:B:131:LYS:H	1:B:131:LYS:HB2	4	0.64
(1,1939)	1:B:130:GLY:H	1:B:130:GLY:HA2	6	0.64
(1,1937)	1:B:128:SER:H	1:B:128:SER:HB2	4	0.64
(1,193)	1:A:38:GLU:H	1:A:38:GLU:HA	10	0.64
(1,1904)	1:B:119:GLN:H	1:B:120:GLY:H	8	0.64
(1,1899)	1:B:119:GLN:H	1:B:119:GLN:HG2	12	0.64
(1,188)	1:A:37:PHE:HD1	1:A:38:GLU:H	14	0.64
(1,188)	1:A:37:PHE:HD2	1:A:38:GLU:H	14	0.64
(1,187)	1:A:37:PHE:HA	1:A:38:GLU:H	7	0.64
(1,1852)	1:B:114:PHE:H	1:B:114:PHE:HB2	13	0.64

*Continued on next page...*



*Continued from previous page...*

Key	Atom-1	Atom-2	Model ID	Violation (Å)
(1,1834)	1:B:111:ILE:H	1:B:111:ILE:HB	6	0.64
(1,1823)	1:B:110:GLY:H	1:B:110:GLY:HA3	10	0.64
(1,1801)	1:B:106:LEU:H	1:B:106:LEU:HB2	4	0.64
(1,1767)	1:B:102:GLY:H	1:B:102:GLY:HA2	11	0.64
(1,1746)	1:B:91:ARG:H	1:B:91:ARG:HA	1	0.64
(1,1746)	1:B:91:ARG:H	1:B:91:ARG:HA	6	0.64
(1,1746)	1:B:91:ARG:H	1:B:91:ARG:HA	12	0.64
(1,1746)	1:B:91:ARG:H	1:B:91:ARG:HA	14	0.64
(1,1741)	1:B:90:SER:H	1:B:90:SER:HB2	13	0.64
(1,174)	1:A:36:GLY:H	1:A:36:GLY:HA2	3	0.64
(1,174)	1:A:36:GLY:H	1:A:36:GLY:HA2	8	0.64
(1,174)	1:A:36:GLY:H	1:A:36:GLY:HA2	15	0.64
(1,1738)	1:B:88:ILE:H	1:B:88:ILE:HA	14	0.64
(1,1726)	1:B:86:GLY:H	1:B:86:GLY:HA2	6	0.64
(1,1710)	1:B:81:LEU:H	1:B:81:LEU:HB2	6	0.64
(1,1639)	1:B:73:LEU:H	1:B:74:GLU:H	7	0.64
(1,1633)	1:B:72:ASP:H	1:B:73:LEU:H	4	0.64
(1,1586)	1:B:66:LYS:H	1:B:66:LYS:HB2	13	0.64
(1,1579)	1:B:65:ASP:H	1:B:65:ASP:HB2	15	0.64
(1,1563)	1:B:64:LEU:H	1:B:65:ASP:H	2	0.64
(1,1561)	1:B:63:GLY:H	1:B:63:GLY:HA2	11	0.64
(1,1548)	1:B:58:LEU:H	1:B:58:LEU:HB2	3	0.64
(1,1530)	1:B:55:THR:H	1:B:55:THR:HA	2	0.64
(1,1528)	1:B:54:ASP:HA	1:B:55:THR:H	11	0.64
(1,1525)	1:B:54:ASP:H	1:B:54:ASP:HA	13	0.64
(1,1514)	1:B:53:VAL:H	1:B:52:HIS:HA	3	0.64
(1,1514)	1:B:53:VAL:H	1:B:52:HIS:HA	14	0.64
(1,1506)	1:B:51:MET:H	1:B:51:MET:HA	5	0.64
(1,1483)	1:B:45:ILE:H	1:B:45:ILE:HB	11	0.64
(1,1457)	1:B:41:ILE:H	1:B:41:ILE:HB	11	0.64
(1,1444)	1:B:40:ASN:H	1:B:39:PRO:HG2	7	0.64
(1,1418)	1:B:36:GLY:H	1:B:36:GLY:HA2	12	0.64
(1,141)	1:A:32:LYS:H	1:A:32:LYS:HD2	1	0.64
(1,1394)	1:B:33:GLN:H	1:B:33:GLN:HB2	12	0.64
(1,1371)	1:B:30:SER:H	1:B:30:SER:HB3	11	0.64
(1,1369)	1:B:30:SER:H	1:B:30:SER:HB2	5	0.64
(1,1354)	1:B:27:LYS:H	1:B:27:LYS:HA	2	0.64
(1,1354)	1:B:27:LYS:H	1:B:27:LYS:HA	5	0.64
(1,1354)	1:B:27:LYS:H	1:B:27:LYS:HA	15	0.64
(1,1327)	1:B:21:GLN:H	1:B:21:GLN:HA	4	0.64
(1,1327)	1:B:21:GLN:H	1:B:21:GLN:HA	9	0.64
(1,1317)	1:B:17:ALA:H	1:B:17:ALA:HB1	14	0.64

*Continued on next page...*

*Continued from previous page...*

Key	Atom-1	Atom-2	Model ID	Violation (Å)
(1,1317)	1:B:17:ALA:H	1:B:17:ALA:HB2	14	0.64
(1,1317)	1:B:17:ALA:H	1:B:17:ALA:HB3	14	0.64
(1,1316)	1:B:17:ALA:H	1:B:17:ALA:HA	13	0.64
(1,1277)	1:B:11:THR:H	1:B:10:PRO:HA	4	0.64
(1,1277)	1:B:11:THR:H	1:B:10:PRO:HA	5	0.64
(1,1277)	1:B:11:THR:H	1:B:10:PRO:HA	11	0.64
(1,1277)	1:B:11:THR:H	1:B:10:PRO:HA	15	0.64
(1,1274)	1:B:9:THR:H	1:B:9:THR:HA	4	0.64
(1,1274)	1:B:9:THR:H	1:B:9:THR:HA	12	0.64
(1,1266)	1:B:8:LYS:H	1:B:8:LYS:HB2	9	0.64
(1,1264)	1:B:8:LYS:H	1:B:7:ASP:HA	3	0.64
(1,1256)	1:B:6:GLY:H	1:B:6:GLY:HA2	2	0.64
(1,1256)	1:B:6:GLY:H	1:B:6:GLY:HA2	13	0.64
(1,1255)	1:B:6:GLY:H	1:B:5:PHE:H	13	0.64
(1,1250)	1:B:5:PHE:HB2	1:B:5:PHE:H	7	0.64
(1,1243)	1:A:222:LYS:H	1:A:222:LYS:HA	10	0.64
(1,1238)	1:A:219:LEU:H	1:A:219:LEU:HA	4	0.64
(1,1238)	1:A:219:LEU:H	1:A:219:LEU:HA	10	0.64
(1,1237)	1:A:219:LEU:H	1:A:219:LEU:HD11	14	0.64
(1,1237)	1:A:219:LEU:H	1:A:219:LEU:HD12	14	0.64
(1,1237)	1:A:219:LEU:H	1:A:219:LEU:HD13	14	0.64
(1,1233)	1:A:217:LYS:H	1:A:217:LYS:HA	5	0.64
(1,1233)	1:A:217:LYS:H	1:A:217:LYS:HA	12	0.64
(1,1233)	1:A:217:LYS:H	1:A:217:LYS:HA	14	0.64
(1,1230)	1:A:216:LYS:H	1:A:216:LYS:HA	5	0.64
(1,1230)	1:A:216:LYS:H	1:A:216:LYS:HA	6	0.64
(1,1230)	1:A:216:LYS:H	1:A:216:LYS:HA	12	0.64
(1,1225)	1:A:213:CYS:H	1:A:213:CYS:HA	2	0.64
(1,1225)	1:A:213:CYS:H	1:A:213:CYS:HA	3	0.64
(1,1225)	1:A:213:CYS:H	1:A:213:CYS:HA	13	0.64
(1,1225)	1:A:213:CYS:H	1:A:213:CYS:HA	14	0.64
(1,12)	1:A:6:GLY:H	1:A:6:GLY:HA2	7	0.64
(1,12)	1:A:6:GLY:H	1:A:6:GLY:HA2	11	0.64
(1,12)	1:A:6:GLY:H	1:A:6:GLY:HA2	14	0.64
(1,1178)	1:A:206:ALA:H	1:A:206:ALA:HA	1	0.64
(1,1178)	1:A:206:ALA:H	1:A:206:ALA:HA	9	0.64
(1,1178)	1:A:206:ALA:H	1:A:206:ALA:HA	15	0.64
(1,1167)	1:A:204:MET:HE1	1:A:157:LEU:HG	1	0.64
(1,1167)	1:A:204:MET:HE2	1:A:157:LEU:HG	1	0.64
(1,1167)	1:A:204:MET:HE3	1:A:157:LEU:HG	1	0.64
(1,1148)	1:A:202:SER:H	1:A:202:SER:HB3	6	0.64
(1,1141)	1:A:201:SER:H	1:A:201:SER:HA	7	0.64

*Continued on next page...*

*Continued from previous page...*

Key	Atom-1	Atom-2	Model ID	Violation (Å)
(1,1141)	1:A:201:SER:H	1:A:201:SER:HA	10	0.64
(1,1105)	1:A:195:LEU:H	1:A:195:LEU:HD11	12	0.64
(1,1105)	1:A:195:LEU:H	1:A:195:LEU:HD12	12	0.64
(1,1105)	1:A:195:LEU:H	1:A:195:LEU:HD13	12	0.64
(1,110)	1:A:27:LYS:H	1:A:27:LYS:HA	2	0.64
(1,110)	1:A:27:LYS:H	1:A:27:LYS:HA	4	0.64
(1,110)	1:A:27:LYS:H	1:A:27:LYS:HA	6	0.64
(1,110)	1:A:27:LYS:H	1:A:27:LYS:HA	12	0.64
(1,110)	1:A:27:LYS:H	1:A:27:LYS:HA	14	0.64
(1,1093)	1:A:192:SER:H	1:A:192:SER:HA	5	0.64
(1,1086)	1:A:190:LYS:HD2	1:A:191:SER:H	7	0.64
(1,1085)	1:A:190:LYS:H	1:A:190:LYS:HD2	8	0.64
(1,1079)	1:A:189:PHE:HB2	1:A:189:PHE:H	11	0.64
(1,1055)	1:A:187:ALA:HB1	1:A:198:MET:HG2	14	0.64
(1,1055)	1:A:187:ALA:HB1	1:A:198:MET:HG3	14	0.64
(1,1055)	1:A:187:ALA:HB2	1:A:198:MET:HG2	14	0.64
(1,1055)	1:A:187:ALA:HB2	1:A:198:MET:HG3	14	0.64
(1,1055)	1:A:187:ALA:HB3	1:A:198:MET:HG2	14	0.64
(1,1055)	1:A:187:ALA:HB3	1:A:198:MET:HG3	14	0.64
(2,56)	1:A:115:SER:H	1:B:153:GLY:H	11	0.63
(2,373)	1:B:165:THR:H	1:A:188:LEU:H	12	0.63
(1,976)	1:A:179:ILE:H	1:A:179:ILE:HB	4	0.63
(1,96)	1:A:23:THR:HA	1:A:24:THR:H	15	0.63
(1,954)	1:A:176:ALA:HB1	1:A:176:ALA:H	8	0.63
(1,954)	1:A:176:ALA:HB2	1:A:176:ALA:H	8	0.63
(1,954)	1:A:176:ALA:HB3	1:A:176:ALA:H	8	0.63
(1,953)	1:A:175:THR:HG21	1:A:212:TRP:HE1	10	0.63
(1,953)	1:A:175:THR:HG22	1:A:212:TRP:HE1	10	0.63
(1,953)	1:A:175:THR:HG23	1:A:212:TRP:HE1	10	0.63
(1,95)	1:A:23:THR:H	1:A:23:THR:HG21	7	0.63
(1,95)	1:A:23:THR:H	1:A:23:THR:HG22	7	0.63
(1,95)	1:A:23:THR:H	1:A:23:THR:HG23	7	0.63
(1,948)	1:A:175:THR:H	1:A:175:THR:HA	6	0.63
(1,936)	1:A:171:GLY:H	1:A:171:GLY:HA2	1	0.63
(1,871)	1:A:161:ILE:H	1:A:161:ILE:HA	9	0.63
(1,870)	1:A:161:ILE:H	1:A:161:ILE:HB	3	0.63
(1,870)	1:A:161:ILE:H	1:A:161:ILE:HB	6	0.63
(1,870)	1:A:161:ILE:H	1:A:161:ILE:HB	7	0.63
(1,870)	1:A:161:ILE:H	1:A:161:ILE:HB	8	0.63
(1,870)	1:A:161:ILE:H	1:A:161:ILE:HB	11	0.63
(1,870)	1:A:161:ILE:H	1:A:161:ILE:HB	13	0.63
(1,840)	1:A:157:LEU:HD11	1:A:204:MET:HB2	14	0.63

*Continued on next page...*

*Continued from previous page...*

Key	Atom-1	Atom-2	Model ID	Violation (Å)
(1,840)	1:A:157:LEU:HD11	1:A:204:MET:HB3	14	0.63
(1,840)	1:A:157:LEU:HD12	1:A:204:MET:HB2	14	0.63
(1,840)	1:A:157:LEU:HD12	1:A:204:MET:HB3	14	0.63
(1,840)	1:A:157:LEU:HD13	1:A:204:MET:HB2	14	0.63
(1,840)	1:A:157:LEU:HD13	1:A:204:MET:HB3	14	0.63
(1,840)	1:A:157:LEU:HD21	1:A:204:MET:HB2	14	0.63
(1,840)	1:A:157:LEU:HD21	1:A:204:MET:HB3	14	0.63
(1,840)	1:A:157:LEU:HD22	1:A:204:MET:HB2	14	0.63
(1,840)	1:A:157:LEU:HD22	1:A:204:MET:HB3	14	0.63
(1,840)	1:A:157:LEU:HD23	1:A:204:MET:HB2	14	0.63
(1,840)	1:A:157:LEU:HD23	1:A:204:MET:HB3	14	0.63
(1,79)	1:A:19:GLY:H	1:A:18:VAL:HA	3	0.63
(1,775)	1:A:150:ASN:H	1:A:150:ASN:HB2	5	0.63
(1,77)	1:A:18:VAL:H	1:A:18:VAL:HB	11	0.63
(1,762)	1:A:145:GLY:H	1:A:145:GLY:HA3	2	0.63
(1,762)	1:A:145:GLY:H	1:A:145:GLY:HA3	4	0.63
(1,762)	1:A:145:GLY:H	1:A:145:GLY:HA3	5	0.63
(1,762)	1:A:145:GLY:H	1:A:145:GLY:HA3	7	0.63
(1,758)	1:A:143:LYS:H	1:A:143:LYS:HA	9	0.63
(1,757)	1:A:142:THR:H	1:A:142:THR:HA	10	0.63
(1,752)	1:A:141:ILE:H	1:A:141:ILE:HB	3	0.63
(1,74)	1:A:18:VAL:H	1:A:17:ALA:HA	7	0.63
(1,74)	1:A:18:VAL:H	1:A:17:ALA:HA	14	0.63
(1,64)	1:A:15:ASN:H	1:A:15:ASN:HB2	10	0.63
(1,635)	1:A:117:MET:H	1:A:117:MET:HE1	6	0.63
(1,635)	1:A:117:MET:H	1:A:117:MET:HE2	6	0.63
(1,635)	1:A:117:MET:H	1:A:117:MET:HE3	6	0.63
(1,593)	1:A:111:ILE:HB	1:A:112:GLY:H	2	0.63
(1,593)	1:A:111:ILE:HB	1:A:112:GLY:H	5	0.63
(1,558)	1:A:106:LEU:H	1:A:106:LEU:HD11	11	0.63
(1,558)	1:A:106:LEU:H	1:A:106:LEU:HD12	11	0.63
(1,558)	1:A:106:LEU:H	1:A:106:LEU:HD13	11	0.63
(1,537)	1:A:104:VAL:HG21	1:A:170:ARG:HG2	12	0.63
(1,537)	1:A:104:VAL:HG21	1:A:170:ARG:HG3	12	0.63
(1,537)	1:A:104:VAL:HG22	1:A:170:ARG:HG2	12	0.63
(1,537)	1:A:104:VAL:HG22	1:A:170:ARG:HG3	12	0.63
(1,537)	1:A:104:VAL:HG23	1:A:170:ARG:HG2	12	0.63
(1,537)	1:A:104:VAL:HG23	1:A:170:ARG:HG3	12	0.63
(1,533)	1:A:104:VAL:H	1:A:104:VAL:HB	3	0.63
(1,533)	1:A:104:VAL:H	1:A:104:VAL:HB	13	0.63
(1,49)	1:A:13:ASP:H	1:A:13:ASP:HB2	6	0.63
(1,49)	1:A:13:ASP:H	1:A:13:ASP:HB2	12	0.63

*Continued on next page...*

*Continued from previous page...*

Key	Atom-1	Atom-2	Model ID	Violation (Å)
(1,436)	1:A:78:LEU:H	1:A:78:LEU:HB2	12	0.63
(1,417)	1:A:75:GLU:H	1:A:75:GLU:HB2	6	0.63
(1,417)	1:A:75:GLU:H	1:A:75:GLU:HB2	12	0.63
(1,416)	1:A:75:GLU:H	1:A:74:GLU:H	4	0.63
(1,389)	1:A:72:ASP:H	1:A:73:LEU:H	5	0.63
(1,389)	1:A:72:ASP:H	1:A:73:LEU:H	13	0.63
(1,350)	1:A:67:GLY:H	1:A:66:LYS:HB3	7	0.63
(1,317)	1:A:63:GLY:H	1:A:63:GLY:HA2	9	0.63
(1,30)	1:A:9:THR:H	1:A:9:THR:HA	2	0.63
(1,30)	1:A:9:THR:H	1:A:9:THR:HA	7	0.63
(1,274)	1:A:53:VAL:H	1:A:53:VAL:HB	8	0.63
(1,270)	1:A:53:VAL:H	1:A:52:HIS:HA	15	0.63
(1,266)	1:A:51:MET:H	1:A:52:HIS:H	6	0.63
(1,262)	1:A:51:MET:H	1:A:51:MET:HA	9	0.63
(1,2574)	1:B:93:TRP:HE1	1:A:175:THR:HB	14	0.63
(1,2551)	1:B:67:GLY:H	1:A:66:LYS:HB2	8	0.63
(1,2551)	1:B:67:GLY:H	1:A:66:LYS:HB3	8	0.63
(1,255)	1:A:49:GLY:H	1:A:48:PRO:HB2	4	0.63
(1,2537)	1:A:105:TYR:H	1:B:179:ILE:HD11	1	0.63
(1,2537)	1:A:105:TYR:H	1:B:179:ILE:HD12	1	0.63
(1,2537)	1:A:105:TYR:H	1:B:179:ILE:HD13	1	0.63
(1,2491)	2:C:3:SER:H	2:C:4:LEU:H	2	0.63
(1,2487)	1:B:222:LYS:H	1:B:222:LYS:HA	13	0.63
(1,2482)	1:B:219:LEU:H	1:B:219:LEU:HA	4	0.63
(1,2480)	1:B:218:ARG:H	1:B:218:ARG:HB2	10	0.63
(1,2475)	1:B:216:LYS:H	1:B:216:LYS:HG2	1	0.63
(1,2469)	1:B:213:CYS:H	1:B:213:CYS:HA	6	0.63
(1,2469)	1:B:213:CYS:H	1:B:213:CYS:HA	7	0.63
(1,2469)	1:B:213:CYS:H	1:B:213:CYS:HA	15	0.63
(1,239)	1:A:45:ILE:H	1:A:45:ILE:HB	3	0.63
(1,2385)	1:B:201:SER:H	1:B:201:SER:HA	6	0.63
(1,2359)	1:B:198:MET:H	1:B:198:MET:HG2	8	0.63
(1,2329)	1:B:190:LYS:H	1:B:190:LYS:HD2	9	0.63
(1,2323)	1:B:189:PHE:HB2	1:B:189:PHE:H	11	0.63
(1,2220)	1:B:179:ILE:H	1:B:179:ILE:HB	2	0.63
(1,2220)	1:B:179:ILE:H	1:B:179:ILE:HB	15	0.63
(1,2195)	1:B:175:THR:H	1:B:175:THR:HB	9	0.63
(1,2180)	1:B:171:GLY:H	1:B:171:GLY:HA2	11	0.63
(1,2175)	1:B:170:ARG:H	1:B:170:ARG:HG2	1	0.63
(1,2147)	1:B:165:THR:H	1:B:165:THR:HG21	12	0.63
(1,2147)	1:B:165:THR:H	1:B:165:THR:HG22	12	0.63
(1,2147)	1:B:165:THR:H	1:B:165:THR:HG23	12	0.63

*Continued on next page...*

*Continued from previous page...*

Key	Atom-1	Atom-2	Model ID	Violation (Å)
(1,2133)	1:B:163:ASN:H	1:B:163:ASN:HA	12	0.63
(1,2115)	1:B:161:ILE:H	1:B:161:ILE:HA	4	0.63
(1,2114)	1:B:161:ILE:H	1:B:161:ILE:HB	9	0.63
(1,2086)	1:B:157:LEU:HD11	1:B:204:MET:HE1	7	0.63
(1,2086)	1:B:157:LEU:HD11	1:B:204:MET:HE2	7	0.63
(1,2086)	1:B:157:LEU:HD11	1:B:204:MET:HE3	7	0.63
(1,2086)	1:B:157:LEU:HD12	1:B:204:MET:HE1	7	0.63
(1,2086)	1:B:157:LEU:HD12	1:B:204:MET:HE2	7	0.63
(1,2086)	1:B:157:LEU:HD12	1:B:204:MET:HE3	7	0.63
(1,2086)	1:B:157:LEU:HD13	1:B:204:MET:HE1	7	0.63
(1,2086)	1:B:157:LEU:HD13	1:B:204:MET:HE2	7	0.63
(1,2086)	1:B:157:LEU:HD13	1:B:204:MET:HE3	7	0.63
(1,2086)	1:B:157:LEU:HD21	1:B:204:MET:HE1	7	0.63
(1,2086)	1:B:157:LEU:HD21	1:B:204:MET:HE2	7	0.63
(1,2086)	1:B:157:LEU:HD21	1:B:204:MET:HE3	7	0.63
(1,2086)	1:B:157:LEU:HD22	1:B:204:MET:HE1	7	0.63
(1,2086)	1:B:157:LEU:HD22	1:B:204:MET:HE2	7	0.63
(1,2086)	1:B:157:LEU:HD22	1:B:204:MET:HE3	7	0.63
(1,2086)	1:B:157:LEU:HD23	1:B:204:MET:HE1	7	0.63
(1,2086)	1:B:157:LEU:HD23	1:B:204:MET:HE2	7	0.63
(1,2086)	1:B:157:LEU:HD23	1:B:204:MET:HE3	7	0.63
(1,2086)	1:B:157:LEU:HD11	1:B:204:MET:HE1	12	0.63
(1,2086)	1:B:157:LEU:HD11	1:B:204:MET:HE2	12	0.63
(1,2086)	1:B:157:LEU:HD11	1:B:204:MET:HE3	12	0.63
(1,2086)	1:B:157:LEU:HD12	1:B:204:MET:HE1	12	0.63
(1,2086)	1:B:157:LEU:HD12	1:B:204:MET:HE2	12	0.63
(1,2086)	1:B:157:LEU:HD12	1:B:204:MET:HE3	12	0.63
(1,2086)	1:B:157:LEU:HD13	1:B:204:MET:HE1	12	0.63
(1,2086)	1:B:157:LEU:HD13	1:B:204:MET:HE2	12	0.63
(1,2086)	1:B:157:LEU:HD13	1:B:204:MET:HE3	12	0.63
(1,2086)	1:B:157:LEU:HD21	1:B:204:MET:HE1	12	0.63
(1,2086)	1:B:157:LEU:HD21	1:B:204:MET:HE2	12	0.63
(1,2086)	1:B:157:LEU:HD21	1:B:204:MET:HE3	12	0.63
(1,2086)	1:B:157:LEU:HD22	1:B:204:MET:HE1	12	0.63
(1,2086)	1:B:157:LEU:HD22	1:B:204:MET:HE2	12	0.63
(1,2086)	1:B:157:LEU:HD22	1:B:204:MET:HE3	12	0.63
(1,2086)	1:B:157:LEU:HD23	1:B:204:MET:HE1	12	0.63
(1,2086)	1:B:157:LEU:HD23	1:B:204:MET:HE2	12	0.63
(1,2086)	1:B:157:LEU:HD23	1:B:204:MET:HE3	12	0.63
(1,2019)	1:B:150:ASN:H	1:B:150:ASN:HB2	15	0.63
(1,2014)	1:B:149:GLY:H	1:B:149:GLY:HA3	13	0.63
(1,2009)	1:B:147:PHE:H	1:B:147:PHE:HB2	14	0.63

*Continued on next page...*



*Continued from previous page...*

Key	Atom-1	Atom-2	Model ID	Violation (Å)
(1,1991)	1:B:139:ASN:H	1:B:139:ASN:HB2	11	0.63
(1,1944)	1:B:132:LEU:H	1:B:132:LEU:HB2	15	0.63
(1,1942)	1:B:131:LYS:H	1:B:131:LYS:HB2	2	0.63
(1,194)	1:A:38:GLU:H	1:A:38:GLU:HB2	9	0.63
(1,1935)	1:B:127:ASN:H	1:B:127:ASN:HB2	4	0.63
(1,1935)	1:B:127:ASN:H	1:B:127:ASN:HB2	14	0.63
(1,193)	1:A:38:GLU:H	1:A:38:GLU:HA	14	0.63
(1,1927)	1:B:124:ILE:H	1:B:124:ILE:HB	5	0.63
(1,1927)	1:B:124:ILE:H	1:B:124:ILE:HB	11	0.63
(1,1885)	1:B:118:MET:H	1:B:118:MET:HB2	1	0.63
(1,1885)	1:B:118:MET:H	1:B:118:MET:HB2	8	0.63
(1,1875)	1:B:117:MET:H	1:B:116:GLY:H	13	0.63
(1,186)	1:A:37:PHE:H	1:A:37:PHE:HB3	5	0.63
(1,1839)	1:B:111:ILE:HD11	1:B:163:ASN:HD21	1	0.63
(1,1839)	1:B:111:ILE:HD11	1:B:163:ASN:HD22	1	0.63
(1,1839)	1:B:111:ILE:HD12	1:B:163:ASN:HD21	1	0.63
(1,1839)	1:B:111:ILE:HD12	1:B:163:ASN:HD22	1	0.63
(1,1839)	1:B:111:ILE:HD13	1:B:163:ASN:HD21	1	0.63
(1,1839)	1:B:111:ILE:HD13	1:B:163:ASN:HD22	1	0.63
(1,1834)	1:B:111:ILE:H	1:B:111:ILE:HB	5	0.63
(1,1834)	1:B:111:ILE:H	1:B:111:ILE:HB	14	0.63
(1,1777)	1:B:104:VAL:H	1:B:104:VAL:HB	14	0.63
(1,1767)	1:B:102:GLY:H	1:B:102:GLY:HA2	10	0.63
(1,174)	1:A:36:GLY:H	1:A:36:GLY:HA2	13	0.63
(1,1732)	1:B:87:LEU:HA	1:B:88:ILE:H	9	0.63
(1,1725)	1:B:86:GLY:H	1:B:86:GLY:HA3	11	0.63
(1,1725)	1:B:86:GLY:H	1:B:86:GLY:HA3	12	0.63
(1,1710)	1:B:81:LEU:H	1:B:81:LEU:HB2	14	0.63
(1,1690)	1:B:79:SER:H	1:B:78:LEU:HB3	8	0.63
(1,1660)	1:B:75:GLU:H	1:B:74:GLU:H	11	0.63
(1,1653)	1:B:74:GLU:H	1:B:74:GLU:HB2	1	0.63
(1,1649)	1:B:74:GLU:H	1:B:73:LEU:HB3	15	0.63
(1,1639)	1:B:73:LEU:H	1:B:74:GLU:H	5	0.63
(1,1639)	1:B:73:LEU:H	1:B:74:GLU:H	14	0.63
(1,1633)	1:B:72:ASP:H	1:B:73:LEU:H	10	0.63
(1,1594)	1:B:67:GLY:H	1:B:66:LYS:HB3	14	0.63
(1,1557)	1:B:59:HIS:H	1:B:59:HIS:HB2	15	0.63
(1,1530)	1:B:55:THR:H	1:B:55:THR:HA	14	0.63
(1,1530)	1:B:55:THR:H	1:B:55:THR:HA	15	0.63
(1,1488)	1:B:45:ILE:HG12	1:B:46:SER:H	4	0.63
(1,1479)	1:B:44:ILE:H	1:B:44:ILE:HB	2	0.63
(1,1479)	1:B:44:ILE:H	1:B:44:ILE:HB	11	0.63

*Continued on next page...*

*Continued from previous page...*

Key	Atom-1	Atom-2	Model ID	Violation (Å)
(1,1473)	1:B:43:ASN:H	1:B:43:ASN:HD21	7	0.63
(1,1418)	1:B:36:GLY:H	1:B:36:GLY:HA2	2	0.63
(1,1394)	1:B:33:GLN:H	1:B:33:GLN:HB2	14	0.63
(1,1376)	1:B:31:LEU:H	1:B:31:LEU:HB2	6	0.63
(1,1373)	1:B:31:LEU:H	1:B:30:SER:HB2	4	0.63
(1,1354)	1:B:27:LYS:H	1:B:27:LYS:HA	9	0.63
(1,1324)	1:B:19:GLY:H	1:B:19:GLY:HA2	14	0.63
(1,1323)	1:B:19:GLY:H	1:B:18:VAL:HA	15	0.63
(1,1320)	1:B:18:VAL:HA	1:B:18:VAL:H	5	0.63
(1,1311)	1:B:15:ASN:HB2	1:B:16:ALA:H	9	0.63
(1,1308)	1:B:15:ASN:H	1:B:15:ASN:HB2	10	0.63
(1,1285)	1:B:12:ASP:H	1:B:12:ASP:HB3	8	0.63
(1,1284)	1:B:12:ASP:H	1:B:11:THR:HB	11	0.63
(1,1281)	1:B:11:THR:H	1:B:12:ASP:H	14	0.63
(1,1274)	1:B:9:THR:H	1:B:9:THR:HA	11	0.63
(1,1262)	1:B:7:ASP:H	1:B:7:ASP:HB2	6	0.63
(1,1225)	1:A:213:CYS:H	1:A:213:CYS:HA	5	0.63
(1,1225)	1:A:213:CYS:H	1:A:213:CYS:HA	8	0.63
(1,1225)	1:A:213:CYS:H	1:A:213:CYS:HA	12	0.63
(1,12)	1:A:6:GLY:H	1:A:6:GLY:HA2	3	0.63
(1,12)	1:A:6:GLY:H	1:A:6:GLY:HA2	9	0.63
(1,1141)	1:A:201:SER:H	1:A:201:SER:HA	1	0.63
(1,1119)	1:A:198:MET:HE1	1:A:199:GLY:H	7	0.63
(1,1119)	1:A:198:MET:HE2	1:A:199:GLY:H	7	0.63
(1,1119)	1:A:198:MET:HE3	1:A:199:GLY:H	7	0.63
(1,1119)	1:A:198:MET:HE1	1:A:199:GLY:H	12	0.63
(1,1119)	1:A:198:MET:HE2	1:A:199:GLY:H	12	0.63
(1,1119)	1:A:198:MET:HE3	1:A:199:GLY:H	12	0.63
(1,1093)	1:A:192:SER:H	1:A:192:SER:HA	13	0.63
(1,1088)	1:A:190:LYS:H	1:A:191:SER:H	12	0.63
(1,108)	1:A:27:LYS:H	1:A:27:LYS:HG2	4	0.63
(1,1079)	1:A:189:PHE:HB2	1:A:189:PHE:H	6	0.63
(1,1078)	1:A:189:PHE:H	1:A:189:PHE:HD1	6	0.63
(1,1078)	1:A:189:PHE:H	1:A:189:PHE:HD2	6	0.63
(1,1078)	1:A:189:PHE:H	1:A:189:PHE:HD1	7	0.63
(1,1078)	1:A:189:PHE:H	1:A:189:PHE:HD2	7	0.63
(1,1)	1:A:4:LEU:HD11	1:A:4:LEU:H	4	0.63
(1,1)	1:A:4:LEU:HD12	1:A:4:LEU:H	4	0.63
(1,1)	1:A:4:LEU:HD13	1:A:4:LEU:H	4	0.63
(1,976)	1:A:179:ILE:H	1:A:179:ILE:HB	2	0.62
(1,976)	1:A:179:ILE:H	1:A:179:ILE:HB	11	0.62
(1,976)	1:A:179:ILE:H	1:A:179:ILE:HB	12	0.62

*Continued on next page...*

*Continued from previous page...*

Key	Atom-1	Atom-2	Model ID	Violation (Å)
(1,976)	1:A:179:ILE:H	1:A:179:ILE:HB	13	0.62
(1,908)	1:A:166:ILE:H	1:A:166:ILE:HB	14	0.62
(1,870)	1:A:161:ILE:H	1:A:161:ILE:HB	4	0.62
(1,870)	1:A:161:ILE:H	1:A:161:ILE:HB	15	0.62
(1,858)	1:A:159:TYR:H	1:A:159:TYR:HB2	7	0.62
(1,85)	1:A:21:GLN:H	1:A:21:GLN:HB2	2	0.62
(1,815)	1:A:155:LEU:H	1:A:155:LEU:HB2	9	0.62
(1,803)	1:A:154:ILE:H	1:A:154:ILE:HB	2	0.62
(1,803)	1:A:154:ILE:H	1:A:154:ILE:HB	6	0.62
(1,803)	1:A:154:ILE:H	1:A:154:ILE:HB	8	0.62
(1,803)	1:A:154:ILE:H	1:A:154:ILE:HB	9	0.62
(1,80)	1:A:19:GLY:H	1:A:19:GLY:HA2	9	0.62
(1,774)	1:A:150:ASN:H	1:A:150:ASN:HD21	10	0.62
(1,762)	1:A:145:GLY:H	1:A:145:GLY:HA3	1	0.62
(1,759)	1:A:144:ARG:H	1:A:144:ARG:HB2	15	0.62
(1,752)	1:A:141:ILE:H	1:A:141:ILE:HB	9	0.62
(1,752)	1:A:141:ILE:H	1:A:141:ILE:HB	10	0.62
(1,739)	1:A:137:VAL:H	1:A:137:VAL:HB	1	0.62
(1,739)	1:A:137:VAL:H	1:A:137:VAL:HB	10	0.62
(1,698)	1:A:131:LYS:H	1:A:131:LYS:HB2	2	0.62
(1,698)	1:A:131:LYS:H	1:A:131:LYS:HB2	8	0.62
(1,698)	1:A:131:LYS:H	1:A:131:LYS:HB2	15	0.62
(1,695)	1:A:130:GLY:H	1:A:130:GLY:HA2	15	0.62
(1,655)	1:A:119:GLN:H	1:A:119:GLN:HG2	11	0.62
(1,651)	1:A:118:MET:HE1	1:A:159:TYR:HB2	15	0.62
(1,651)	1:A:118:MET:HE1	1:A:159:TYR:HB3	15	0.62
(1,651)	1:A:118:MET:HE2	1:A:159:TYR:HB2	15	0.62
(1,651)	1:A:118:MET:HE2	1:A:159:TYR:HB3	15	0.62
(1,651)	1:A:118:MET:HE3	1:A:159:TYR:HB2	15	0.62
(1,651)	1:A:118:MET:HE3	1:A:159:TYR:HB3	15	0.62
(1,617)	1:A:115:SER:H	1:A:115:SER:HB2	4	0.62
(1,590)	1:A:111:ILE:H	1:A:111:ILE:HB	15	0.62
(1,533)	1:A:104:VAL:H	1:A:104:VAL:HB	1	0.62
(1,533)	1:A:104:VAL:H	1:A:104:VAL:HB	8	0.62
(1,533)	1:A:104:VAL:H	1:A:104:VAL:HB	11	0.62
(1,523)	1:A:102:GLY:H	1:A:102:GLY:HA2	10	0.62
(1,478)	1:A:84:SER:H	1:A:84:SER:HB2	14	0.62
(1,470)	1:A:81:LEU:HB2	1:A:82:GLU:H	15	0.62
(1,416)	1:A:75:GLU:H	1:A:74:GLU:H	5	0.62
(1,41)	1:A:12:ASP:H	1:A:12:ASP:HB3	8	0.62
(1,383)	1:A:71:LEU:H	1:A:71:LEU:HB2	4	0.62
(1,383)	1:A:71:LEU:H	1:A:71:LEU:HB2	9	0.62

*Continued on next page...*

*Continued from previous page...*

Key	Atom-1	Atom-2	Model ID	Violation (Å)
(1,383)	1:A:71:LEU:H	1:A:71:LEU:HB2	12	0.62
(1,353)	1:A:67:GLY:H	1:A:66:LYS:HD2	12	0.62
(1,317)	1:A:63:GLY:H	1:A:63:GLY:HA2	11	0.62
(1,304)	1:A:58:LEU:H	1:A:58:LEU:HB2	15	0.62
(1,30)	1:A:9:THR:H	1:A:9:THR:HA	5	0.62
(1,30)	1:A:9:THR:H	1:A:9:THR:HA	15	0.62
(1,297)	1:A:57:ARG:H	1:A:56:ALA:HB1	12	0.62
(1,297)	1:A:57:ARG:H	1:A:56:ALA:HB2	12	0.62
(1,297)	1:A:57:ARG:H	1:A:56:ALA:HB3	12	0.62
(1,284)	1:A:54:ASP:HA	1:A:55:THR:H	9	0.62
(1,28)	1:A:9:THR:H	1:A:8:LYS:HA	9	0.62
(1,28)	1:A:9:THR:H	1:A:8:LYS:HA	13	0.62
(1,267)	1:A:52:HIS:HB2	1:A:52:HIS:H	4	0.62
(1,2589)	2:C:25:LEU:H	1:A:66:LYS:HG2	1	0.62
(1,2589)	2:C:25:LEU:H	1:A:66:LYS:HG3	1	0.62
(1,2589)	2:C:25:LEU:H	1:B:66:LYS:HG2	1	0.62
(1,2589)	2:C:25:LEU:H	1:B:66:LYS:HG3	1	0.62
(1,2576)	1:B:105:TYR:H	1:A:179:ILE:HD11	1	0.62
(1,2576)	1:B:105:TYR:H	1:A:179:ILE:HD12	1	0.62
(1,2576)	1:B:105:TYR:H	1:A:179:ILE:HD13	1	0.62
(1,2543)	1:A:116:GLY:H	1:B:189:PHE:HB2	11	0.62
(1,2543)	1:A:116:GLY:H	1:B:189:PHE:HB3	11	0.62
(1,253)	1:A:49:GLY:H	1:A:48:PRO:HA	11	0.62
(1,2529)	1:A:78:LEU:H	1:B:78:LEU:HD21	2	0.62
(1,2529)	1:A:78:LEU:H	1:B:78:LEU:HD22	2	0.62
(1,2529)	1:A:78:LEU:H	1:B:78:LEU:HD23	2	0.62
(1,2498)	2:C:10:PHE:H	2:C:11:PHE:H	10	0.62
(1,2497)	2:C:9:ARG:H	2:C:10:PHE:H	9	0.62
(1,2482)	1:B:219:LEU:H	1:B:219:LEU:HA	6	0.62
(1,2482)	1:B:219:LEU:H	1:B:219:LEU:HA	11	0.62
(1,242)	1:A:45:ILE:H	1:A:46:SER:H	10	0.62
(1,239)	1:A:45:ILE:H	1:A:45:ILE:HB	15	0.62
(1,2385)	1:B:201:SER:H	1:B:201:SER:HA	5	0.62
(1,2385)	1:B:201:SER:H	1:B:201:SER:HA	7	0.62
(1,2385)	1:B:201:SER:H	1:B:201:SER:HA	9	0.62
(1,2385)	1:B:201:SER:H	1:B:201:SER:HA	10	0.62
(1,2385)	1:B:201:SER:H	1:B:201:SER:HA	15	0.62
(1,2354)	1:B:196:LYS:H	1:B:196:LYS:HB2	6	0.62
(1,235)	1:A:44:ILE:H	1:A:44:ILE:HB	10	0.62
(1,2332)	1:B:190:LYS:H	1:B:191:SER:H	2	0.62
(1,2323)	1:B:189:PHE:HB2	1:B:189:PHE:H	2	0.62
(1,2266)	1:B:184:LEU:H	1:B:184:LEU:HB2	14	0.62

*Continued on next page...*

*Continued from previous page...*

Key	Atom-1	Atom-2	Model ID	Violation (Å)
(1,2220)	1:B:179:ILE:H	1:B:179:ILE:HB	9	0.62
(1,2220)	1:B:179:ILE:H	1:B:179:ILE:HB	12	0.62
(1,2197)	1:B:175:THR:HG21	1:B:212:TRP:HE1	8	0.62
(1,2197)	1:B:175:THR:HG22	1:B:212:TRP:HE1	8	0.62
(1,2197)	1:B:175:THR:HG23	1:B:212:TRP:HE1	8	0.62
(1,2171)	1:B:169:LEU:H	1:B:169:LEU:HB2	8	0.62
(1,2147)	1:B:165:THR:H	1:B:165:THR:HG21	1	0.62
(1,2147)	1:B:165:THR:H	1:B:165:THR:HG22	1	0.62
(1,2147)	1:B:165:THR:H	1:B:165:THR:HG23	1	0.62
(1,2133)	1:B:163:ASN:H	1:B:163:ASN:HA	4	0.62
(1,2133)	1:B:163:ASN:H	1:B:163:ASN:HA	15	0.62
(1,2115)	1:B:161:ILE:H	1:B:161:ILE:HA	1	0.62
(1,2114)	1:B:161:ILE:H	1:B:161:ILE:HB	6	0.62
(1,2114)	1:B:161:ILE:H	1:B:161:ILE:HB	13	0.62
(1,2114)	1:B:161:ILE:H	1:B:161:ILE:HB	15	0.62
(1,2098)	1:B:159:TYR:H	1:B:157:LEU:HD11	1	0.62
(1,2098)	1:B:159:TYR:H	1:B:157:LEU:HD12	1	0.62
(1,2098)	1:B:159:TYR:H	1:B:157:LEU:HD13	1	0.62
(1,2070)	1:B:156:ALA:HB1	1:B:118:MET:HG2	8	0.62
(1,2070)	1:B:156:ALA:HB1	1:B:118:MET:HG3	8	0.62
(1,2070)	1:B:156:ALA:HB2	1:B:118:MET:HG2	8	0.62
(1,2070)	1:B:156:ALA:HB2	1:B:118:MET:HG3	8	0.62
(1,2070)	1:B:156:ALA:HB3	1:B:118:MET:HG2	8	0.62
(1,2070)	1:B:156:ALA:HB3	1:B:118:MET:HG3	8	0.62
(1,2052)	1:B:154:ILE:HD11	1:B:200:TYR:HE1	9	0.62
(1,2052)	1:B:154:ILE:HD11	1:B:200:TYR:HE2	9	0.62
(1,2052)	1:B:154:ILE:HD12	1:B:200:TYR:HE1	9	0.62
(1,2052)	1:B:154:ILE:HD12	1:B:200:TYR:HE2	9	0.62
(1,2052)	1:B:154:ILE:HD13	1:B:200:TYR:HE1	9	0.62
(1,2052)	1:B:154:ILE:HD13	1:B:200:TYR:HE2	9	0.62
(1,2047)	1:B:154:ILE:H	1:B:154:ILE:HB	9	0.62
(1,2019)	1:B:150:ASN:H	1:B:150:ASN:HB2	7	0.62
(1,2017)	1:B:150:ASN:H	1:B:150:ASN:HA	4	0.62
(1,2015)	1:B:149:GLY:H	1:B:149:GLY:HA2	8	0.62
(1,2014)	1:B:149:GLY:H	1:B:149:GLY:HA3	15	0.62
(1,2004)	1:B:144:ARG:H	1:B:144:ARG:HG2	3	0.62
(1,200)	1:A:40:ASN:H	1:A:39:PRO:HG2	9	0.62
(1,20)	1:A:8:LYS:H	1:A:7:ASP:HA	8	0.62
(1,1999)	1:B:141:ILE:HG21	1:B:142:THR:H	15	0.62
(1,1999)	1:B:141:ILE:HG22	1:B:142:THR:H	15	0.62
(1,1999)	1:B:141:ILE:HG23	1:B:142:THR:H	15	0.62
(1,1991)	1:B:139:ASN:H	1:B:139:ASN:HB2	7	0.62

*Continued on next page...*

*Continued from previous page...*

Key	Atom-1	Atom-2	Model ID	Violation (Å)
(1,1983)	1:B:137:VAL:H	1:B:137:VAL:HB	14	0.62
(1,1953)	1:B:133:GLN:HB2	1:B:134:LEU:H	9	0.62
(1,1935)	1:B:127:ASN:H	1:B:127:ASN:HB2	6	0.62
(1,1927)	1:B:124:ILE:H	1:B:124:ILE:HB	6	0.62
(1,1927)	1:B:124:ILE:H	1:B:124:ILE:HB	10	0.62
(1,1904)	1:B:119:GLN:H	1:B:120:GLY:H	4	0.62
(1,1852)	1:B:114:PHE:H	1:B:114:PHE:HB2	14	0.62
(1,1834)	1:B:111:ILE:H	1:B:111:ILE:HB	12	0.62
(1,1777)	1:B:104:VAL:H	1:B:104:VAL:HB	4	0.62
(1,1777)	1:B:104:VAL:H	1:B:104:VAL:HB	12	0.62
(1,174)	1:A:36:GLY:H	1:A:36:GLY:HA2	5	0.62
(1,174)	1:A:36:GLY:H	1:A:36:GLY:HA2	9	0.62
(1,1737)	1:B:88:ILE:H	1:B:88:ILE:HB	4	0.62
(1,1737)	1:B:88:ILE:H	1:B:88:ILE:HB	10	0.62
(1,1732)	1:B:87:LEU:HA	1:B:88:ILE:H	11	0.62
(1,1690)	1:B:79:SER:H	1:B:78:LEU:HB3	1	0.62
(1,1661)	1:B:75:GLU:H	1:B:75:GLU:HB2	3	0.62
(1,1633)	1:B:72:ASP:H	1:B:73:LEU:H	5	0.62
(1,1557)	1:B:59:HIS:H	1:B:59:HIS:HB2	4	0.62
(1,1556)	1:B:58:LEU:H	1:B:59:HIS:H	6	0.62
(1,1530)	1:B:55:THR:H	1:B:55:THR:HA	5	0.62
(1,1530)	1:B:55:THR:H	1:B:55:THR:HA	8	0.62
(1,1489)	1:B:45:ILE:HG21	1:B:46:SER:H	13	0.62
(1,1489)	1:B:45:ILE:HG22	1:B:46:SER:H	13	0.62
(1,1489)	1:B:45:ILE:HG23	1:B:46:SER:H	13	0.62
(1,1486)	1:B:45:ILE:H	1:B:46:SER:H	11	0.62
(1,1483)	1:B:45:ILE:H	1:B:45:ILE:HB	7	0.62
(1,1472)	1:B:43:ASN:H	1:B:43:ASN:HB2	4	0.62
(1,1457)	1:B:41:ILE:H	1:B:41:ILE:HB	4	0.62
(1,1449)	1:B:40:ASN:HB3	1:B:41:ILE:H	10	0.62
(1,1438)	1:B:38:GLU:H	1:B:38:GLU:HB2	12	0.62
(1,1425)	1:B:37:PHE:H	1:B:36:GLY:H	2	0.62
(1,1425)	1:B:37:PHE:H	1:B:36:GLY:H	11	0.62
(1,1418)	1:B:36:GLY:H	1:B:36:GLY:HA2	4	0.62
(1,1418)	1:B:36:GLY:H	1:B:36:GLY:HA2	7	0.62
(1,1418)	1:B:36:GLY:H	1:B:36:GLY:HA2	11	0.62
(1,1374)	1:B:31:LEU:H	1:B:30:SER:H	4	0.62
(1,1334)	1:B:22:ASP:H	1:B:22:ASP:HB3	9	0.62
(1,1326)	1:B:20:GLY:HA2	1:B:21:GLN:H	3	0.62
(1,1321)	1:B:18:VAL:H	1:B:18:VAL:HB	14	0.62
(1,132)	1:A:31:LEU:H	1:A:31:LEU:HB2	11	0.62
(1,130)	1:A:31:LEU:H	1:A:30:SER:H	8	0.62

*Continued on next page...*



*Continued from previous page...*

Key	Atom-1	Atom-2	Model ID	Violation (Å)
(1,1285)	1:B:12:ASP:H	1:B:12:ASP:HB3	7	0.62
(1,1274)	1:B:9:THR:H	1:B:9:THR:HA	5	0.62
(1,1274)	1:B:9:THR:H	1:B:9:THR:HA	9	0.62
(1,1274)	1:B:9:THR:H	1:B:9:THR:HA	10	0.62
(1,1272)	1:B:9:THR:H	1:B:8:LYS:HA	2	0.62
(1,1270)	1:B:9:THR:H	1:B:8:LYS:HD2	12	0.62
(1,1225)	1:A:213:CYS:H	1:A:213:CYS:HA	10	0.62
(1,1225)	1:A:213:CYS:H	1:A:213:CYS:HA	15	0.62
(1,1141)	1:A:201:SER:H	1:A:201:SER:HA	8	0.62
(1,114)	1:A:28:GLU:H	1:A:28:GLU:HB2	6	0.62
(1,1055)	1:A:187:ALA:HB1	1:A:198:MET:HG2	4	0.62
(1,1055)	1:A:187:ALA:HB1	1:A:198:MET:HG3	4	0.62
(1,1055)	1:A:187:ALA:HB2	1:A:198:MET:HG2	4	0.62
(1,1055)	1:A:187:ALA:HB2	1:A:198:MET:HG3	4	0.62
(1,1055)	1:A:187:ALA:HB3	1:A:198:MET:HG2	4	0.62
(1,1055)	1:A:187:ALA:HB3	1:A:198:MET:HG3	4	0.62
(1,1041)	1:A:186:GLY:H	1:A:185:THR:HG1	4	0.62
(1,1022)	1:A:184:LEU:H	1:A:184:LEU:HB2	2	0.62
(1,100)	1:A:24:THR:HB	1:A:25:LYS:H	13	0.62
(2,339)	1:B:152:ALA:H	1:A:186:GLY:H	4	0.61
(1,954)	1:A:176:ALA:HB1	1:A:176:ALA:H	14	0.61
(1,954)	1:A:176:ALA:HB2	1:A:176:ALA:H	14	0.61
(1,954)	1:A:176:ALA:HB3	1:A:176:ALA:H	14	0.61
(1,951)	1:A:175:THR:H	1:A:175:THR:HB	3	0.61
(1,951)	1:A:175:THR:H	1:A:175:THR:HB	9	0.61
(1,950)	1:A:175:THR:H	1:A:175:THR:HG1	2	0.61
(1,898)	1:A:164:SER:H	1:A:211:VAL:HB	11	0.61
(1,870)	1:A:161:ILE:H	1:A:161:ILE:HB	5	0.61
(1,870)	1:A:161:ILE:H	1:A:161:ILE:HB	12	0.61
(1,870)	1:A:161:ILE:H	1:A:161:ILE:HB	14	0.61
(1,85)	1:A:21:GLN:H	1:A:21:GLN:HB2	14	0.61
(1,803)	1:A:154:ILE:H	1:A:154:ILE:HB	4	0.61
(1,803)	1:A:154:ILE:H	1:A:154:ILE:HB	13	0.61
(1,762)	1:A:145:GLY:H	1:A:145:GLY:HA3	10	0.61
(1,76)	1:A:18:VAL:HA	1:A:18:VAL:H	10	0.61
(1,752)	1:A:141:ILE:H	1:A:141:ILE:HB	15	0.61
(1,749)	1:A:140:HIS:H	1:A:140:HIS:HB2	10	0.61
(1,700)	1:A:132:LEU:H	1:A:132:LEU:HB2	9	0.61
(1,698)	1:A:131:LYS:H	1:A:131:LYS:HB2	11	0.61
(1,696)	1:A:130:GLY:HA2	1:A:131:LYS:H	6	0.61
(1,695)	1:A:130:GLY:H	1:A:130:GLY:HA2	3	0.61
(1,693)	1:A:128:SER:H	1:A:128:SER:HB2	5	0.61

*Continued on next page...*

*Continued from previous page...*

Key	Atom-1	Atom-2	Model ID	Violation (Å)
(1,683)	1:A:124:ILE:H	1:A:124:ILE:HB	3	0.61
(1,683)	1:A:124:ILE:H	1:A:124:ILE:HB	13	0.61
(1,660)	1:A:119:GLN:H	1:A:120:GLY:H	9	0.61
(1,66)	1:A:15:ASN:HB3	1:A:16:ALA:H	15	0.61
(1,648)	1:A:118:MET:HE1	1:A:155:LEU:HG	1	0.61
(1,648)	1:A:118:MET:HE2	1:A:155:LEU:HG	1	0.61
(1,648)	1:A:118:MET:HE3	1:A:155:LEU:HG	1	0.61
(1,641)	1:A:118:MET:H	1:A:118:MET:HB2	7	0.61
(1,64)	1:A:15:ASN:H	1:A:15:ASN:HB2	7	0.61
(1,631)	1:A:117:MET:H	1:A:116:GLY:H	1	0.61
(1,629)	1:A:117:MET:HE1	1:A:115:SER:H	15	0.61
(1,629)	1:A:117:MET:HE2	1:A:115:SER:H	15	0.61
(1,629)	1:A:117:MET:HE3	1:A:115:SER:H	15	0.61
(1,617)	1:A:115:SER:H	1:A:115:SER:HB2	11	0.61
(1,593)	1:A:111:ILE:HB	1:A:112:GLY:H	14	0.61
(1,522)	1:A:100:GLY:H	1:A:100:GLY:HA2	14	0.61
(1,497)	1:A:90:SER:H	1:A:90:SER:HB2	1	0.61
(1,493)	1:A:88:ILE:H	1:A:88:ILE:HB	6	0.61
(1,491)	1:A:88:ILE:H	1:A:88:ILE:HG12	2	0.61
(1,482)	1:A:86:GLY:H	1:A:86:GLY:HA2	11	0.61
(1,481)	1:A:86:GLY:H	1:A:86:GLY:HA3	6	0.61
(1,466)	1:A:81:LEU:H	1:A:81:LEU:HB2	1	0.61
(1,446)	1:A:79:SER:H	1:A:78:LEU:HB3	6	0.61
(1,43)	1:A:12:ASP:H	1:A:12:ASP:HB2	7	0.61
(1,417)	1:A:75:GLU:H	1:A:75:GLU:HB2	4	0.61
(1,41)	1:A:12:ASP:H	1:A:12:ASP:HB3	5	0.61
(1,394)	1:A:72:ASP:H	1:A:72:ASP:HB2	1	0.61
(1,345)	1:A:67:GLY:H	1:A:68:VAL:H	3	0.61
(1,345)	1:A:67:GLY:H	1:A:68:VAL:H	7	0.61
(1,335)	1:A:65:ASP:H	1:A:65:ASP:HB2	6	0.61
(1,312)	1:A:58:LEU:H	1:A:59:HIS:H	4	0.61
(1,300)	1:A:57:ARG:H	1:A:57:ARG:HG2	8	0.61
(1,286)	1:A:55:THR:H	1:A:55:THR:HA	9	0.61
(1,286)	1:A:55:THR:H	1:A:55:THR:HA	11	0.61
(1,274)	1:A:53:VAL:H	1:A:53:VAL:HB	7	0.61
(1,274)	1:A:53:VAL:H	1:A:53:VAL:HB	14	0.61
(1,270)	1:A:53:VAL:H	1:A:52:HIS:HA	6	0.61
(1,267)	1:A:52:HIS:HB2	1:A:52:HIS:H	2	0.61
(1,2612)	2:C:25:LEU:HA	1:A:66:LYS:H	8	0.61
(1,2612)	2:C:25:LEU:HA	1:B:66:LYS:H	8	0.61
(1,260)	1:A:50:GLY:HA2	1:A:51:MET:H	13	0.61
(1,26)	1:A:9:THR:H	1:A:8:LYS:HD2	14	0.61

*Continued on next page...*

*Continued from previous page...*

Key	Atom-1	Atom-2	Model ID	Violation (Å)
(1,2537)	1:A:105:TYR:H	1:B:179:ILE:HD11	5	0.61
(1,2537)	1:A:105:TYR:H	1:B:179:ILE:HD12	5	0.61
(1,2537)	1:A:105:TYR:H	1:B:179:ILE:HD13	5	0.61
(1,253)	1:A:49:GLY:H	1:A:48:PRO:HA	4	0.61
(1,2502)	2:C:16:ARG:H	2:C:17:THR:H	8	0.61
(1,2482)	1:B:219:LEU:H	1:B:219:LEU:HA	15	0.61
(1,2469)	1:B:213:CYS:H	1:B:213:CYS:HA	8	0.61
(1,2458)	1:B:211:VAL:HG21	1:B:170:ARG:HD2	10	0.61
(1,2458)	1:B:211:VAL:HG21	1:B:170:ARG:HD3	10	0.61
(1,2458)	1:B:211:VAL:HG22	1:B:170:ARG:HD2	10	0.61
(1,2458)	1:B:211:VAL:HG22	1:B:170:ARG:HD3	10	0.61
(1,2458)	1:B:211:VAL:HG23	1:B:170:ARG:HD2	10	0.61
(1,2458)	1:B:211:VAL:HG23	1:B:170:ARG:HD3	10	0.61
(1,2457)	1:B:211:VAL:HG21	1:B:173:HIS:HD1	9	0.61
(1,2457)	1:B:211:VAL:HG21	1:B:173:HIS:HD2	9	0.61
(1,2457)	1:B:211:VAL:HG22	1:B:173:HIS:HD1	9	0.61
(1,2457)	1:B:211:VAL:HG22	1:B:173:HIS:HD2	9	0.61
(1,2457)	1:B:211:VAL:HG23	1:B:173:HIS:HD1	9	0.61
(1,2457)	1:B:211:VAL:HG23	1:B:173:HIS:HD2	9	0.61
(1,239)	1:A:45:ILE:H	1:A:45:ILE:HB	6	0.61
(1,2385)	1:B:201:SER:H	1:B:201:SER:HA	1	0.61
(1,2385)	1:B:201:SER:H	1:B:201:SER:HA	2	0.61
(1,2385)	1:B:201:SER:H	1:B:201:SER:HA	11	0.61
(1,2351)	1:B:196:LYS:H	1:B:196:LYS:HD2	11	0.61
(1,235)	1:A:44:ILE:H	1:A:44:ILE:HB	5	0.61
(1,235)	1:A:44:ILE:H	1:A:44:ILE:HB	9	0.61
(1,235)	1:A:44:ILE:H	1:A:44:ILE:HB	15	0.61
(1,2334)	1:B:191:SER:H	1:B:191:SER:HB2	1	0.61
(1,2333)	1:B:191:SER:H	1:B:191:SER:HB3	8	0.61
(1,2245)	1:B:182:GLY:H	1:B:181:ALA:HB1	8	0.61
(1,2245)	1:B:182:GLY:H	1:B:181:ALA:HB2	8	0.61
(1,2245)	1:B:182:GLY:H	1:B:181:ALA:HB3	8	0.61
(1,2220)	1:B:179:ILE:H	1:B:179:ILE:HB	3	0.61
(1,2198)	1:B:176:ALA:HB1	1:B:176:ALA:H	10	0.61
(1,2198)	1:B:176:ALA:HB2	1:B:176:ALA:H	10	0.61
(1,2198)	1:B:176:ALA:HB3	1:B:176:ALA:H	10	0.61
(1,2194)	1:B:175:THR:H	1:B:175:THR:HG1	13	0.61
(1,2152)	1:B:166:ILE:H	1:B:166:ILE:HB	11	0.61
(1,213)	1:A:41:ILE:H	1:A:41:ILE:HB	5	0.61
(1,2114)	1:B:161:ILE:H	1:B:161:ILE:HB	1	0.61
(1,2114)	1:B:161:ILE:H	1:B:161:ILE:HB	3	0.61
(1,2114)	1:B:161:ILE:H	1:B:161:ILE:HB	5	0.61

*Continued on next page...*

*Continued from previous page...*

Key	Atom-1	Atom-2	Model ID	Violation (Å)
(1,2114)	1:B:161:ILE:H	1:B:161:ILE:HB	7	0.61
(1,2114)	1:B:161:ILE:H	1:B:161:ILE:HB	11	0.61
(1,2098)	1:B:159:TYR:H	1:B:157:LEU:HD11	11	0.61
(1,2098)	1:B:159:TYR:H	1:B:157:LEU:HD12	11	0.61
(1,2098)	1:B:159:TYR:H	1:B:157:LEU:HD13	11	0.61
(1,2093)	1:B:158:SER:H	1:B:158:SER:HB2	1	0.61
(1,2047)	1:B:154:ILE:H	1:B:154:ILE:HB	10	0.61
(1,2047)	1:B:154:ILE:H	1:B:154:ILE:HB	14	0.61
(1,2019)	1:B:150:ASN:H	1:B:150:ASN:HB2	6	0.61
(1,2009)	1:B:147:PHE:H	1:B:147:PHE:HB2	10	0.61
(1,2006)	1:B:145:GLY:H	1:B:145:GLY:HA3	3	0.61
(1,1996)	1:B:141:ILE:H	1:B:141:ILE:HB	6	0.61
(1,1983)	1:B:137:VAL:H	1:B:137:VAL:HB	7	0.61
(1,195)	1:A:38:GLU:H	1:A:38:GLU:HG2	15	0.61
(1,1944)	1:B:132:LEU:H	1:B:132:LEU:HB2	1	0.61
(1,1927)	1:B:124:ILE:H	1:B:124:ILE:HB	1	0.61
(1,1920)	1:B:121:LEU:HD11	1:B:152:ALA:HB1	10	0.61
(1,1920)	1:B:121:LEU:HD11	1:B:152:ALA:HB2	10	0.61
(1,1920)	1:B:121:LEU:HD11	1:B:152:ALA:HB3	10	0.61
(1,1920)	1:B:121:LEU:HD12	1:B:152:ALA:HB1	10	0.61
(1,1920)	1:B:121:LEU:HD12	1:B:152:ALA:HB2	10	0.61
(1,1920)	1:B:121:LEU:HD12	1:B:152:ALA:HB3	10	0.61
(1,1920)	1:B:121:LEU:HD13	1:B:152:ALA:HB1	10	0.61
(1,1920)	1:B:121:LEU:HD13	1:B:152:ALA:HB2	10	0.61
(1,1920)	1:B:121:LEU:HD13	1:B:152:ALA:HB3	10	0.61
(1,1904)	1:B:119:GLN:H	1:B:120:GLY:H	9	0.61
(1,1885)	1:B:118:MET:H	1:B:118:MET:HB2	3	0.61
(1,1861)	1:B:115:SER:H	1:B:115:SER:HB2	7	0.61
(1,186)	1:A:37:PHE:H	1:A:37:PHE:HB3	10	0.61
(1,1852)	1:B:114:PHE:H	1:B:114:PHE:HB2	15	0.61
(1,1839)	1:B:111:ILE:HD11	1:B:163:ASN:HD21	15	0.61
(1,1839)	1:B:111:ILE:HD11	1:B:163:ASN:HD22	15	0.61
(1,1839)	1:B:111:ILE:HD12	1:B:163:ASN:HD21	15	0.61
(1,1839)	1:B:111:ILE:HD12	1:B:163:ASN:HD22	15	0.61
(1,1839)	1:B:111:ILE:HD13	1:B:163:ASN:HD21	15	0.61
(1,1839)	1:B:111:ILE:HD13	1:B:163:ASN:HD22	15	0.61
(1,1834)	1:B:111:ILE:H	1:B:111:ILE:HB	7	0.61
(1,1801)	1:B:106:LEU:H	1:B:106:LEU:HB2	13	0.61
(1,1785)	1:B:104:VAL:HG11	1:B:170:ARG:HD2	3	0.61
(1,1785)	1:B:104:VAL:HG11	1:B:170:ARG:HD3	3	0.61
(1,1785)	1:B:104:VAL:HG12	1:B:170:ARG:HD2	3	0.61
(1,1785)	1:B:104:VAL:HG12	1:B:170:ARG:HD3	3	0.61

*Continued on next page...*

*Continued from previous page...*

Key	Atom-1	Atom-2	Model ID	Violation (Å)
(1,1785)	1:B:104:VAL:HG13	1:B:170:ARG:HD2	3	0.61
(1,1785)	1:B:104:VAL:HG13	1:B:170:ARG:HD3	3	0.61
(1,1777)	1:B:104:VAL:H	1:B:104:VAL:HB	3	0.61
(1,1732)	1:B:87:LEU:HA	1:B:88:ILE:H	10	0.61
(1,1653)	1:B:74:GLU:H	1:B:74:GLU:HB2	6	0.61
(1,1633)	1:B:72:ASP:H	1:B:73:LEU:H	8	0.61
(1,1633)	1:B:72:ASP:H	1:B:73:LEU:H	14	0.61
(1,1597)	1:B:67:GLY:H	1:B:66:LYS:HD2	15	0.61
(1,1543)	1:B:57:ARG:H	1:B:57:ARG:HG3	6	0.61
(1,1543)	1:B:57:ARG:H	1:B:57:ARG:HG3	10	0.61
(1,1523)	1:B:53:VAL:HG11	1:B:56:ALA:H	9	0.61
(1,1523)	1:B:53:VAL:HG12	1:B:56:ALA:H	9	0.61
(1,1523)	1:B:53:VAL:HG13	1:B:56:ALA:H	9	0.61
(1,1518)	1:B:53:VAL:H	1:B:53:VAL:HB	2	0.61
(1,1511)	1:B:52:HIS:HB2	1:B:52:HIS:H	13	0.61
(1,1510)	1:B:51:MET:H	1:B:52:HIS:H	11	0.61
(1,1509)	1:B:51:MET:HA	1:B:52:HIS:H	15	0.61
(1,1483)	1:B:45:ILE:H	1:B:45:ILE:HB	6	0.61
(1,1479)	1:B:44:ILE:H	1:B:44:ILE:HB	3	0.61
(1,1479)	1:B:44:ILE:H	1:B:44:ILE:HB	7	0.61
(1,1479)	1:B:44:ILE:H	1:B:44:ILE:HB	8	0.61
(1,1479)	1:B:44:ILE:H	1:B:44:ILE:HB	15	0.61
(1,1449)	1:B:40:ASN:HB3	1:B:41:ILE:H	7	0.61
(1,1431)	1:B:37:PHE:HA	1:B:38:GLU:H	5	0.61
(1,1418)	1:B:36:GLY:H	1:B:36:GLY:HA2	6	0.61
(1,1418)	1:B:36:GLY:H	1:B:36:GLY:HA2	10	0.61
(1,1416)	1:B:36:GLY:H	1:B:35:LEU:H	11	0.61
(1,1409)	1:B:35:LEU:HD11	1:B:35:LEU:H	6	0.61
(1,1409)	1:B:35:LEU:HD12	1:B:35:LEU:H	6	0.61
(1,1409)	1:B:35:LEU:HD13	1:B:35:LEU:H	6	0.61
(1,1376)	1:B:31:LEU:H	1:B:31:LEU:HB2	10	0.61
(1,1369)	1:B:30:SER:H	1:B:30:SER:HB2	3	0.61
(1,1347)	1:B:25:LYS:H	1:B:25:LYS:HD2	2	0.61
(1,1333)	1:B:22:ASP:H	1:B:22:ASP:HB2	1	0.61
(1,1326)	1:B:20:GLY:HA2	1:B:21:GLN:H	9	0.61
(1,1323)	1:B:19:GLY:H	1:B:18:VAL:HA	7	0.61
(1,1321)	1:B:18:VAL:H	1:B:18:VAL:HB	8	0.61
(1,1304)	1:B:15:ASN:H	1:B:14:ALA:HB1	3	0.61
(1,1304)	1:B:15:ASN:H	1:B:14:ALA:HB2	3	0.61
(1,1304)	1:B:15:ASN:H	1:B:14:ALA:HB3	3	0.61
(1,1287)	1:B:12:ASP:H	1:B:12:ASP:HB2	10	0.61
(1,1274)	1:B:9:THR:H	1:B:9:THR:HA	7	0.61

*Continued on next page...*

*Continued from previous page...*

Key	Atom-1	Atom-2	Model ID	Violation (Å)
(1,1272)	1:B:9:THR:H	1:B:8:LYS:HA	6	0.61
(1,1272)	1:B:9:THR:H	1:B:8:LYS:HA	12	0.61
(1,1266)	1:B:8:LYS:H	1:B:8:LYS:HB2	8	0.61
(1,1256)	1:B:6:GLY:H	1:B:6:GLY:HA2	10	0.61
(1,1256)	1:B:6:GLY:H	1:B:6:GLY:HA2	12	0.61
(1,1238)	1:A:219:LEU:H	1:A:219:LEU:HA	9	0.61
(1,1213)	1:A:211:VAL:HG21	1:A:173:HIS:HD1	15	0.61
(1,1213)	1:A:211:VAL:HG21	1:A:173:HIS:HD2	15	0.61
(1,1213)	1:A:211:VAL:HG22	1:A:173:HIS:HD1	15	0.61
(1,1213)	1:A:211:VAL:HG22	1:A:173:HIS:HD2	15	0.61
(1,1213)	1:A:211:VAL:HG23	1:A:173:HIS:HD1	15	0.61
(1,1213)	1:A:211:VAL:HG23	1:A:173:HIS:HD2	15	0.61
(1,12)	1:A:6:GLY:H	1:A:6:GLY:HA2	10	0.61
(1,1165)	1:A:204:MET:HE1	1:A:156:ALA:HB1	10	0.61
(1,1165)	1:A:204:MET:HE1	1:A:156:ALA:HB2	10	0.61
(1,1165)	1:A:204:MET:HE1	1:A:156:ALA:HB3	10	0.61
(1,1165)	1:A:204:MET:HE2	1:A:156:ALA:HB1	10	0.61
(1,1165)	1:A:204:MET:HE2	1:A:156:ALA:HB2	10	0.61
(1,1165)	1:A:204:MET:HE2	1:A:156:ALA:HB3	10	0.61
(1,1165)	1:A:204:MET:HE3	1:A:156:ALA:HB1	10	0.61
(1,1165)	1:A:204:MET:HE3	1:A:156:ALA:HB2	10	0.61
(1,1165)	1:A:204:MET:HE3	1:A:156:ALA:HB3	10	0.61
(1,1141)	1:A:201:SER:H	1:A:201:SER:HA	12	0.61
(1,1123)	1:A:198:MET:HE1	1:A:190:LYS:HB2	14	0.61
(1,1123)	1:A:198:MET:HE1	1:A:190:LYS:HB3	14	0.61
(1,1123)	1:A:198:MET:HE2	1:A:190:LYS:HB2	14	0.61
(1,1123)	1:A:198:MET:HE2	1:A:190:LYS:HB3	14	0.61
(1,1123)	1:A:198:MET:HE3	1:A:190:LYS:HB2	14	0.61
(1,1123)	1:A:198:MET:HE3	1:A:190:LYS:HB3	14	0.61
(1,1116)	1:A:198:MET:H	1:A:198:MET:HE1	13	0.61
(1,1116)	1:A:198:MET:H	1:A:198:MET:HE2	13	0.61
(1,1116)	1:A:198:MET:H	1:A:198:MET:HE3	13	0.61
(1,1107)	1:A:196:LYS:H	1:A:196:LYS:HD2	4	0.61
(1,11)	1:A:6:GLY:H	1:A:5:PHE:H	13	0.61
(1,1089)	1:A:191:SER:H	1:A:191:SER:HB3	9	0.61
(1,1088)	1:A:190:LYS:H	1:A:191:SER:H	10	0.61
(1,1085)	1:A:190:LYS:H	1:A:190:LYS:HD2	12	0.61
(1,1079)	1:A:189:PHE:HB2	1:A:189:PHE:H	9	0.61
(1,1072)	1:A:188:LEU:HD11	1:A:202:SER:HB2	10	0.61
(1,1072)	1:A:188:LEU:HD11	1:A:202:SER:HB3	10	0.61
(1,1072)	1:A:188:LEU:HD12	1:A:202:SER:HB2	10	0.61
(1,1072)	1:A:188:LEU:HD12	1:A:202:SER:HB3	10	0.61

*Continued on next page...*



*Continued from previous page...*

Key	Atom-1	Atom-2	Model ID	Violation (Å)
(1,1072)	1:A:188:LEU:HD13	1:A:202:SER:HB2	10	0.61
(1,1072)	1:A:188:LEU:HD13	1:A:202:SER:HB3	10	0.61
(1,107)	1:A:27:LYS:H	1:A:26:PRO:HG2	4	0.61
(1,1054)	1:A:187:ALA:HB1	1:A:198:MET:HB2	14	0.61
(1,1054)	1:A:187:ALA:HB1	1:A:198:MET:HB3	14	0.61
(1,1054)	1:A:187:ALA:HB2	1:A:198:MET:HB2	14	0.61
(1,1054)	1:A:187:ALA:HB2	1:A:198:MET:HB3	14	0.61
(1,1054)	1:A:187:ALA:HB3	1:A:198:MET:HB2	14	0.61
(1,1054)	1:A:187:ALA:HB3	1:A:198:MET:HB3	14	0.61
(1,1022)	1:A:184:LEU:H	1:A:184:LEU:HB2	13	0.61
(2,131)	1:A:165:THR:H	1:B:188:LEU:H	5	0.6
(1,953)	1:A:175:THR:HG21	1:A:212:TRP:HE1	5	0.6
(1,953)	1:A:175:THR:HG22	1:A:212:TRP:HE1	5	0.6
(1,953)	1:A:175:THR:HG23	1:A:212:TRP:HE1	5	0.6
(1,927)	1:A:169:LEU:H	1:A:169:LEU:HB2	15	0.6
(1,88)	1:A:21:GLN:HA	1:A:22:ASP:H	1	0.6
(1,82)	1:A:20:GLY:HA2	1:A:21:GLN:H	7	0.6
(1,803)	1:A:154:ILE:H	1:A:154:ILE:HB	7	0.6
(1,77)	1:A:18:VAL:H	1:A:18:VAL:HB	5	0.6
(1,77)	1:A:18:VAL:H	1:A:18:VAL:HB	9	0.6
(1,77)	1:A:18:VAL:H	1:A:18:VAL:HB	10	0.6
(1,76)	1:A:18:VAL:HA	1:A:18:VAL:H	13	0.6
(1,739)	1:A:137:VAL:H	1:A:137:VAL:HB	5	0.6
(1,739)	1:A:137:VAL:H	1:A:137:VAL:HB	15	0.6
(1,715)	1:A:134:LEU:H	1:A:134:LEU:HD11	13	0.6
(1,715)	1:A:134:LEU:H	1:A:134:LEU:HD12	13	0.6
(1,715)	1:A:134:LEU:H	1:A:134:LEU:HD13	13	0.6
(1,660)	1:A:119:GLN:H	1:A:120:GLY:H	12	0.6
(1,66)	1:A:15:ASN:HB3	1:A:16:ALA:H	7	0.6
(1,64)	1:A:15:ASN:H	1:A:15:ASN:HB2	3	0.6
(1,6)	1:A:5:PHE:HB2	1:A:5:PHE:H	11	0.6
(1,590)	1:A:111:ILE:H	1:A:111:ILE:HB	7	0.6
(1,590)	1:A:111:ILE:H	1:A:111:ILE:HB	13	0.6
(1,482)	1:A:86:GLY:H	1:A:86:GLY:HA2	3	0.6
(1,472)	1:A:82:GLU:H	1:A:82:GLU:HB2	11	0.6
(1,43)	1:A:12:ASP:H	1:A:12:ASP:HB2	13	0.6
(1,406)	1:A:74:GLU:H	1:A:74:GLU:HG2	2	0.6
(1,375)	1:A:70:TYR:H	1:A:70:TYR:HD1	8	0.6
(1,375)	1:A:70:TYR:H	1:A:70:TYR:HD2	8	0.6
(1,366)	1:A:69:GLU:H	1:A:69:GLU:HB2	3	0.6
(1,366)	1:A:69:GLU:H	1:A:69:GLU:HB2	11	0.6
(1,304)	1:A:58:LEU:H	1:A:58:LEU:HB2	2	0.6

*Continued on next page...*

*Continued from previous page...*

Key	Atom-1	Atom-2	Model ID	Violation (Å)
(1,300)	1:A:57:ARG:H	1:A:57:ARG:HG2	2	0.6
(1,270)	1:A:53:VAL:H	1:A:52:HIS:HA	4	0.6
(1,2582)	1:B:116:GLY:H	1:A:189:PHE:HB2	12	0.6
(1,2582)	1:B:116:GLY:H	1:A:189:PHE:HB3	12	0.6
(1,2551)	1:B:67:GLY:H	1:A:66:LYS:HB2	3	0.6
(1,2551)	1:B:67:GLY:H	1:A:66:LYS:HB3	3	0.6
(1,255)	1:A:49:GLY:H	1:A:48:PRO:HB2	11	0.6
(1,2494)	2:C:6:GLN:H	2:C:7:SER:H	4	0.6
(1,2494)	2:C:6:GLN:H	2:C:7:SER:H	6	0.6
(1,2385)	1:B:201:SER:H	1:B:201:SER:HA	14	0.6
(1,235)	1:A:44:ILE:H	1:A:44:ILE:HB	2	0.6
(1,235)	1:A:44:ILE:H	1:A:44:ILE:HB	3	0.6
(1,235)	1:A:44:ILE:H	1:A:44:ILE:HB	4	0.6
(1,235)	1:A:44:ILE:H	1:A:44:ILE:HB	11	0.6
(1,235)	1:A:44:ILE:H	1:A:44:ILE:HB	12	0.6
(1,2332)	1:B:190:LYS:H	1:B:191:SER:H	8	0.6
(1,2332)	1:B:190:LYS:H	1:B:191:SER:H	14	0.6
(1,2328)	1:B:190:LYS:H	1:B:190:LYS:HG2	4	0.6
(1,2323)	1:B:189:PHE:HB2	1:B:189:PHE:H	6	0.6
(1,228)	1:A:43:ASN:H	1:A:43:ASN:HB2	1	0.6
(1,2267)	1:B:184:LEU:HD11	1:B:205:VAL:HG21	14	0.6
(1,2267)	1:B:184:LEU:HD11	1:B:205:VAL:HG22	14	0.6
(1,2267)	1:B:184:LEU:HD11	1:B:205:VAL:HG23	14	0.6
(1,2267)	1:B:184:LEU:HD12	1:B:205:VAL:HG21	14	0.6
(1,2267)	1:B:184:LEU:HD12	1:B:205:VAL:HG22	14	0.6
(1,2267)	1:B:184:LEU:HD12	1:B:205:VAL:HG23	14	0.6
(1,2267)	1:B:184:LEU:HD13	1:B:205:VAL:HG21	14	0.6
(1,2267)	1:B:184:LEU:HD13	1:B:205:VAL:HG22	14	0.6
(1,2267)	1:B:184:LEU:HD13	1:B:205:VAL:HG23	14	0.6
(1,2267)	1:B:184:LEU:HD21	1:B:205:VAL:HG21	14	0.6
(1,2267)	1:B:184:LEU:HD21	1:B:205:VAL:HG22	14	0.6
(1,2267)	1:B:184:LEU:HD21	1:B:205:VAL:HG23	14	0.6
(1,2267)	1:B:184:LEU:HD22	1:B:205:VAL:HG21	14	0.6
(1,2267)	1:B:184:LEU:HD22	1:B:205:VAL:HG22	14	0.6
(1,2267)	1:B:184:LEU:HD22	1:B:205:VAL:HG23	14	0.6
(1,2267)	1:B:184:LEU:HD23	1:B:205:VAL:HG21	14	0.6
(1,2267)	1:B:184:LEU:HD23	1:B:205:VAL:HG22	14	0.6
(1,2267)	1:B:184:LEU:HD23	1:B:205:VAL:HG23	14	0.6
(1,2245)	1:B:182:GLY:H	1:B:181:ALA:HB1	4	0.6
(1,2245)	1:B:182:GLY:H	1:B:181:ALA:HB2	4	0.6
(1,2245)	1:B:182:GLY:H	1:B:181:ALA:HB3	4	0.6
(1,2222)	1:B:179:ILE:H	1:B:179:ILE:HG13	8	0.6

*Continued on next page...*

*Continued from previous page...*

Key	Atom-1	Atom-2	Model ID	Violation (Å)
(1,2195)	1:B:175:THR:H	1:B:175:THR:HB	4	0.6
(1,2195)	1:B:175:THR:H	1:B:175:THR:HB	12	0.6
(1,2152)	1:B:166:ILE:H	1:B:166:ILE:HB	14	0.6
(1,213)	1:A:41:ILE:H	1:A:41:ILE:HB	3	0.6
(1,2053)	1:B:154:ILE:HD11	1:B:200:TYR:HD1	15	0.6
(1,2053)	1:B:154:ILE:HD11	1:B:200:TYR:HD2	15	0.6
(1,2053)	1:B:154:ILE:HD12	1:B:200:TYR:HD1	15	0.6
(1,2053)	1:B:154:ILE:HD12	1:B:200:TYR:HD2	15	0.6
(1,2053)	1:B:154:ILE:HD13	1:B:200:TYR:HD1	15	0.6
(1,2053)	1:B:154:ILE:HD13	1:B:200:TYR:HD2	15	0.6
(1,2047)	1:B:154:ILE:H	1:B:154:ILE:HB	5	0.6
(1,2047)	1:B:154:ILE:H	1:B:154:ILE:HB	6	0.6
(1,2006)	1:B:145:GLY:H	1:B:145:GLY:HA3	6	0.6
(1,1996)	1:B:141:ILE:H	1:B:141:ILE:HB	1	0.6
(1,1983)	1:B:137:VAL:H	1:B:137:VAL:HB	5	0.6
(1,1966)	1:B:135:ASN:H	1:B:135:ASN:HB2	13	0.6
(1,1953)	1:B:133:GLN:HB2	1:B:134:LEU:H	1	0.6
(1,194)	1:A:38:GLU:H	1:A:38:GLU:HB2	12	0.6
(1,1927)	1:B:124:ILE:H	1:B:124:ILE:HB	2	0.6
(1,1927)	1:B:124:ILE:H	1:B:124:ILE:HB	7	0.6
(1,1904)	1:B:119:GLN:H	1:B:120:GLY:H	2	0.6
(1,1893)	1:B:118:MET:HE1	1:B:155:LEU:H	4	0.6
(1,1893)	1:B:118:MET:HE2	1:B:155:LEU:H	4	0.6
(1,1893)	1:B:118:MET:HE3	1:B:155:LEU:H	4	0.6
(1,1885)	1:B:118:MET:H	1:B:118:MET:HB2	5	0.6
(1,1875)	1:B:117:MET:H	1:B:116:GLY:H	1	0.6
(1,1875)	1:B:117:MET:H	1:B:116:GLY:H	2	0.6
(1,1777)	1:B:104:VAL:H	1:B:104:VAL:HB	8	0.6
(1,174)	1:A:36:GLY:H	1:A:36:GLY:HA2	7	0.6
(1,174)	1:A:36:GLY:H	1:A:36:GLY:HA2	11	0.6
(1,174)	1:A:36:GLY:H	1:A:36:GLY:HA2	14	0.6
(1,1726)	1:B:86:GLY:H	1:B:86:GLY:HA2	2	0.6
(1,1697)	1:B:80:SER:H	1:B:77:GLN:HB2	13	0.6
(1,1673)	1:B:77:GLN:H	1:B:77:GLN:HG2	14	0.6
(1,1650)	1:B:74:GLU:H	1:B:74:GLU:HG2	10	0.6
(1,1610)	1:B:69:GLU:H	1:B:69:GLU:HB2	10	0.6
(1,1524)	1:B:54:ASP:H	1:B:54:ASP:HB2	9	0.6
(1,150)	1:A:33:GLN:H	1:A:33:GLN:HB2	11	0.6
(1,1486)	1:B:45:ILE:H	1:B:46:SER:H	1	0.6
(1,1483)	1:B:45:ILE:H	1:B:45:ILE:HB	3	0.6
(1,1483)	1:B:45:ILE:H	1:B:45:ILE:HB	15	0.6
(1,1479)	1:B:44:ILE:H	1:B:44:ILE:HB	1	0.6

*Continued on next page...*

*Continued from previous page...*

Key	Atom-1	Atom-2	Model ID	Violation (Å)
(1,1479)	1:B:44:ILE:H	1:B:44:ILE:HB	10	0.6
(1,1479)	1:B:44:ILE:H	1:B:44:ILE:HB	12	0.6
(1,1457)	1:B:41:ILE:H	1:B:41:ILE:HB	2	0.6
(1,1457)	1:B:41:ILE:H	1:B:41:ILE:HB	6	0.6
(1,1457)	1:B:41:ILE:H	1:B:41:ILE:HB	13	0.6
(1,1447)	1:B:40:ASN:H	1:B:40:ASN:HB2	6	0.6
(1,1444)	1:B:40:ASN:H	1:B:39:PRO:HG2	5	0.6
(1,1438)	1:B:38:GLU:H	1:B:38:GLU:HB2	1	0.6
(1,1333)	1:B:22:ASP:H	1:B:22:ASP:HB2	7	0.6
(1,1323)	1:B:19:GLY:H	1:B:18:VAL:HA	10	0.6
(1,1320)	1:B:18:VAL:HA	1:B:18:VAL:H	12	0.6
(1,1317)	1:B:17:ALA:H	1:B:17:ALA:HB1	3	0.6
(1,1317)	1:B:17:ALA:H	1:B:17:ALA:HB2	3	0.6
(1,1317)	1:B:17:ALA:H	1:B:17:ALA:HB3	3	0.6
(1,1317)	1:B:17:ALA:H	1:B:17:ALA:HB1	7	0.6
(1,1317)	1:B:17:ALA:H	1:B:17:ALA:HB2	7	0.6
(1,1317)	1:B:17:ALA:H	1:B:17:ALA:HB3	7	0.6
(1,1285)	1:B:12:ASP:H	1:B:12:ASP:HB3	2	0.6
(1,1274)	1:B:9:THR:H	1:B:9:THR:HA	14	0.6
(1,1266)	1:B:8:LYS:H	1:B:8:LYS:HB2	13	0.6
(1,1250)	1:B:5:PHE:HB2	1:B:5:PHE:H	14	0.6
(1,1238)	1:A:219:LEU:H	1:A:219:LEU:HA	1	0.6
(1,1238)	1:A:219:LEU:H	1:A:219:LEU:HA	7	0.6
(1,1238)	1:A:219:LEU:H	1:A:219:LEU:HA	8	0.6
(1,1238)	1:A:219:LEU:H	1:A:219:LEU:HA	14	0.6
(1,1141)	1:A:201:SER:H	1:A:201:SER:HA	4	0.6
(1,1141)	1:A:201:SER:H	1:A:201:SER:HA	6	0.6
(1,1141)	1:A:201:SER:H	1:A:201:SER:HA	11	0.6
(1,114)	1:A:28:GLU:H	1:A:28:GLU:HB2	10	0.6
(1,1116)	1:A:198:MET:H	1:A:198:MET:HE1	10	0.6
(1,1116)	1:A:198:MET:H	1:A:198:MET:HE2	10	0.6
(1,1116)	1:A:198:MET:H	1:A:198:MET:HE3	10	0.6
(1,1079)	1:A:189:PHE:HB2	1:A:189:PHE:H	12	0.6
(1,1078)	1:A:189:PHE:H	1:A:189:PHE:HD1	14	0.6
(1,1078)	1:A:189:PHE:H	1:A:189:PHE:HD2	14	0.6
(1,1055)	1:A:187:ALA:HB1	1:A:198:MET:HG2	9	0.6
(1,1055)	1:A:187:ALA:HB1	1:A:198:MET:HG3	9	0.6
(1,1055)	1:A:187:ALA:HB2	1:A:198:MET:HG2	9	0.6
(1,1055)	1:A:187:ALA:HB2	1:A:198:MET:HG3	9	0.6
(1,1055)	1:A:187:ALA:HB3	1:A:198:MET:HG2	9	0.6
(1,1055)	1:A:187:ALA:HB3	1:A:198:MET:HG3	9	0.6
(1,1022)	1:A:184:LEU:H	1:A:184:LEU:HB2	10	0.6

*Continued on next page...*

*Continued from previous page...*

Key	Atom-1	Atom-2	Model ID	Violation (Å)
(2,373)	1:B:165:THR:H	1:A:188:LEU:H	3	0.59
(2,332)	1:B:152:ALA:H	1:A:179:ILE:H	2	0.59
(1,953)	1:A:175:THR:HG21	1:A:212:TRP:HE1	4	0.59
(1,953)	1:A:175:THR:HG22	1:A:212:TRP:HE1	4	0.59
(1,953)	1:A:175:THR:HG23	1:A:212:TRP:HE1	4	0.59
(1,953)	1:A:175:THR:HG21	1:A:212:TRP:HE1	12	0.59
(1,953)	1:A:175:THR:HG22	1:A:212:TRP:HE1	12	0.59
(1,953)	1:A:175:THR:HG23	1:A:212:TRP:HE1	12	0.59
(1,953)	1:A:175:THR:HG21	1:A:212:TRP:HE1	13	0.59
(1,953)	1:A:175:THR:HG22	1:A:212:TRP:HE1	13	0.59
(1,953)	1:A:175:THR:HG23	1:A:212:TRP:HE1	13	0.59
(1,951)	1:A:175:THR:H	1:A:175:THR:HB	2	0.59
(1,948)	1:A:175:THR:H	1:A:175:THR:HA	8	0.59
(1,908)	1:A:166:ILE:H	1:A:166:ILE:HB	1	0.59
(1,908)	1:A:166:ILE:H	1:A:166:ILE:HB	10	0.59
(1,908)	1:A:166:ILE:H	1:A:166:ILE:HB	12	0.59
(1,90)	1:A:22:ASP:H	1:A:22:ASP:HB3	13	0.59
(1,889)	1:A:163:ASN:H	1:A:163:ASN:HA	12	0.59
(1,871)	1:A:161:ILE:H	1:A:161:ILE:HA	2	0.59
(1,871)	1:A:161:ILE:H	1:A:161:ILE:HA	15	0.59
(1,870)	1:A:161:ILE:H	1:A:161:ILE:HB	2	0.59
(1,87)	1:A:21:GLN:H	1:A:22:ASP:H	12	0.59
(1,803)	1:A:154:ILE:H	1:A:154:ILE:HB	3	0.59
(1,803)	1:A:154:ILE:H	1:A:154:ILE:HB	11	0.59
(1,788)	1:A:152:ALA:HB1	1:A:153:GLY:H	4	0.59
(1,788)	1:A:152:ALA:HB2	1:A:153:GLY:H	4	0.59
(1,788)	1:A:152:ALA:HB3	1:A:153:GLY:H	4	0.59
(1,770)	1:A:149:GLY:H	1:A:149:GLY:HA3	10	0.59
(1,76)	1:A:18:VAL:HA	1:A:18:VAL:H	11	0.59
(1,759)	1:A:144:ARG:H	1:A:144:ARG:HB2	8	0.59
(1,739)	1:A:137:VAL:H	1:A:137:VAL:HB	7	0.59
(1,732)	1:A:136:THR:H	1:A:136:THR:HB	13	0.59
(1,687)	1:A:127:ASN:H	1:A:126:PRO:HA	7	0.59
(1,683)	1:A:124:ILE:H	1:A:124:ILE:HB	10	0.59
(1,681)	1:A:122:GLN:H	1:A:122:GLN:HG2	11	0.59
(1,645)	1:A:118:MET:HE1	1:A:156:ALA:HB1	8	0.59
(1,645)	1:A:118:MET:HE1	1:A:156:ALA:HB2	8	0.59
(1,645)	1:A:118:MET:HE1	1:A:156:ALA:HB3	8	0.59
(1,645)	1:A:118:MET:HE2	1:A:156:ALA:HB1	8	0.59
(1,645)	1:A:118:MET:HE2	1:A:156:ALA:HB2	8	0.59
(1,645)	1:A:118:MET:HE2	1:A:156:ALA:HB3	8	0.59
(1,645)	1:A:118:MET:HE3	1:A:156:ALA:HB1	8	0.59

*Continued on next page...*

*Continued from previous page...*

Key	Atom-1	Atom-2	Model ID	Violation (Å)
(1,645)	1:A:118:MET:HE3	1:A:156:ALA:HB2	8	0.59
(1,645)	1:A:118:MET:HE3	1:A:156:ALA:HB3	8	0.59
(1,631)	1:A:117:MET:H	1:A:116:GLY:H	7	0.59
(1,590)	1:A:111:ILE:H	1:A:111:ILE:HB	5	0.59
(1,533)	1:A:104:VAL:H	1:A:104:VAL:HB	14	0.59
(1,454)	1:A:80:SER:H	1:A:78:LEU:HB2	5	0.59
(1,436)	1:A:78:LEU:H	1:A:78:LEU:HB2	7	0.59
(1,429)	1:A:77:GLN:H	1:A:77:GLN:HG2	10	0.59
(1,389)	1:A:72:ASP:H	1:A:73:LEU:H	2	0.59
(1,36)	1:A:11:THR:H	1:A:11:THR:HG21	6	0.59
(1,36)	1:A:11:THR:H	1:A:11:THR:HG22	6	0.59
(1,36)	1:A:11:THR:H	1:A:11:THR:HG23	6	0.59
(1,267)	1:A:52:HIS:HB2	1:A:52:HIS:H	9	0.59
(1,260)	1:A:50:GLY:HA2	1:A:51:MET:H	1	0.59
(1,2549)	1:A:120:GLY:H	1:B:189:PHE:HB2	14	0.59
(1,2549)	1:A:120:GLY:H	1:B:189:PHE:HB3	14	0.59
(1,2537)	1:A:105:TYR:H	1:B:179:ILE:HD11	6	0.59
(1,2537)	1:A:105:TYR:H	1:B:179:ILE:HD12	6	0.59
(1,2537)	1:A:105:TYR:H	1:B:179:ILE:HD13	6	0.59
(1,2507)	2:C:21:SER:H	2:C:22:ARG:H	5	0.59
(1,242)	1:A:45:ILE:H	1:A:46:SER:H	3	0.59
(1,2385)	1:B:201:SER:H	1:B:201:SER:HA	4	0.59
(1,2385)	1:B:201:SER:H	1:B:201:SER:HA	13	0.59
(1,2363)	1:B:198:MET:HE1	1:B:199:GLY:H	13	0.59
(1,2363)	1:B:198:MET:HE2	1:B:199:GLY:H	13	0.59
(1,2363)	1:B:198:MET:HE3	1:B:199:GLY:H	13	0.59
(1,2353)	1:B:196:LYS:H	1:B:196:LYS:HG2	14	0.59
(1,235)	1:A:44:ILE:H	1:A:44:ILE:HB	7	0.59
(1,235)	1:A:44:ILE:H	1:A:44:ILE:HB	8	0.59
(1,235)	1:A:44:ILE:H	1:A:44:ILE:HB	13	0.59
(1,235)	1:A:44:ILE:H	1:A:44:ILE:HB	14	0.59
(1,2333)	1:B:191:SER:H	1:B:191:SER:HB3	12	0.59
(1,2323)	1:B:189:PHE:HB2	1:B:189:PHE:H	1	0.59
(1,2220)	1:B:179:ILE:H	1:B:179:ILE:HB	14	0.59
(1,22)	1:A:8:LYS:H	1:A:8:LYS:HB2	5	0.59
(1,2197)	1:B:175:THR:HG21	1:B:212:TRP:HE1	3	0.59
(1,2197)	1:B:175:THR:HG22	1:B:212:TRP:HE1	3	0.59
(1,2197)	1:B:175:THR:HG23	1:B:212:TRP:HE1	3	0.59
(1,2197)	1:B:175:THR:HG21	1:B:212:TRP:HE1	5	0.59
(1,2197)	1:B:175:THR:HG22	1:B:212:TRP:HE1	5	0.59
(1,2197)	1:B:175:THR:HG23	1:B:212:TRP:HE1	5	0.59
(1,2197)	1:B:175:THR:HG21	1:B:212:TRP:HE1	9	0.59

*Continued on next page...*



*Continued from previous page...*

Key	Atom-1	Atom-2	Model ID	Violation (Å)
(1,2197)	1:B:175:THR:HG22	1:B:212:TRP:HE1	9	0.59
(1,2197)	1:B:175:THR:HG23	1:B:212:TRP:HE1	9	0.59
(1,2152)	1:B:166:ILE:H	1:B:166:ILE:HB	3	0.59
(1,2147)	1:B:165:THR:H	1:B:165:THR:HG21	5	0.59
(1,2147)	1:B:165:THR:H	1:B:165:THR:HG22	5	0.59
(1,2147)	1:B:165:THR:H	1:B:165:THR:HG23	5	0.59
(1,2142)	1:B:164:SER:H	1:B:211:VAL:HB	3	0.59
(1,213)	1:A:41:ILE:H	1:A:41:ILE:HB	1	0.59
(1,2115)	1:B:161:ILE:H	1:B:161:ILE:HA	5	0.59
(1,2115)	1:B:161:ILE:H	1:B:161:ILE:HA	14	0.59
(1,2114)	1:B:161:ILE:H	1:B:161:ILE:HB	2	0.59
(1,2102)	1:B:159:TYR:H	1:B:159:TYR:HB2	1	0.59
(1,2102)	1:B:159:TYR:H	1:B:159:TYR:HB2	5	0.59
(1,2102)	1:B:159:TYR:H	1:B:159:TYR:HB2	11	0.59
(1,2076)	1:B:157:LEU:H	1:B:157:LEU:HB2	8	0.59
(1,2061)	1:B:155:LEU:H	1:B:155:LEU:HD11	4	0.59
(1,2061)	1:B:155:LEU:H	1:B:155:LEU:HD12	4	0.59
(1,2061)	1:B:155:LEU:H	1:B:155:LEU:HD13	4	0.59
(1,205)	1:A:40:ASN:HB3	1:A:41:ILE:H	6	0.59
(1,2017)	1:B:150:ASN:H	1:B:150:ASN:HA	7	0.59
(1,2014)	1:B:149:GLY:H	1:B:149:GLY:HA3	3	0.59
(1,2014)	1:B:149:GLY:H	1:B:149:GLY:HA3	10	0.59
(1,2006)	1:B:145:GLY:H	1:B:145:GLY:HA3	13	0.59
(1,2006)	1:B:145:GLY:H	1:B:145:GLY:HA3	15	0.59
(1,2001)	1:B:142:THR:H	1:B:142:THR:HA	5	0.59
(1,2001)	1:B:142:THR:H	1:B:142:THR:HA	8	0.59
(1,1951)	1:B:133:GLN:H	1:B:133:GLN:HB2	2	0.59
(1,1944)	1:B:132:LEU:H	1:B:132:LEU:HB2	5	0.59
(1,1940)	1:B:130:GLY:HA2	1:B:131:LYS:H	1	0.59
(1,1937)	1:B:128:SER:H	1:B:128:SER:HB2	5	0.59
(1,1931)	1:B:127:ASN:H	1:B:126:PRO:HA	9	0.59
(1,1904)	1:B:119:GLN:H	1:B:120:GLY:H	5	0.59
(1,188)	1:A:37:PHE:HD1	1:A:38:GLU:H	3	0.59
(1,188)	1:A:37:PHE:HD2	1:A:38:GLU:H	3	0.59
(1,1875)	1:B:117:MET:H	1:B:116:GLY:H	4	0.59
(1,186)	1:A:37:PHE:H	1:A:37:PHE:HB3	4	0.59
(1,1855)	1:B:114:PHE:HB3	1:B:115:SER:H	3	0.59
(1,18)	1:A:7:ASP:H	1:A:7:ASP:HB2	3	0.59
(1,1766)	1:B:100:GLY:H	1:B:100:GLY:HA2	14	0.59
(1,1732)	1:B:87:LEU:HA	1:B:88:ILE:H	2	0.59
(1,1732)	1:B:87:LEU:HA	1:B:88:ILE:H	5	0.59
(1,172)	1:A:36:GLY:H	1:A:35:LEU:H	1	0.59

*Continued on next page...*

*Continued from previous page...*

Key	Atom-1	Atom-2	Model ID	Violation (Å)
(1,1716)	1:B:82:GLU:H	1:B:82:GLU:HB2	13	0.59
(1,1710)	1:B:81:LEU:H	1:B:81:LEU:HB2	1	0.59
(1,1661)	1:B:75:GLU:H	1:B:75:GLU:HB2	12	0.59
(1,1661)	1:B:75:GLU:H	1:B:75:GLU:HB2	15	0.59
(1,1660)	1:B:75:GLU:H	1:B:74:GLU:H	15	0.59
(1,1653)	1:B:74:GLU:H	1:B:74:GLU:HB2	2	0.59
(1,1653)	1:B:74:GLU:H	1:B:74:GLU:HB2	8	0.59
(1,1610)	1:B:69:GLU:H	1:B:69:GLU:HB2	2	0.59
(1,1599)	1:B:68:VAL:H	1:B:69:GLU:H	7	0.59
(1,1599)	1:B:68:VAL:H	1:B:69:GLU:H	8	0.59
(1,1587)	1:B:66:LYS:H	1:B:66:LYS:HG2	7	0.59
(1,1587)	1:B:66:LYS:H	1:B:66:LYS:HG2	12	0.59
(1,1563)	1:B:64:LEU:H	1:B:65:ASP:H	4	0.59
(1,1551)	1:B:58:LEU:H	1:B:58:LEU:HD11	12	0.59
(1,1551)	1:B:58:LEU:H	1:B:58:LEU:HD12	12	0.59
(1,1551)	1:B:58:LEU:H	1:B:58:LEU:HD13	12	0.59
(1,1544)	1:B:57:ARG:H	1:B:57:ARG:HG2	13	0.59
(1,1531)	1:B:55:THR:H	1:B:55:THR:HG21	13	0.59
(1,1531)	1:B:55:THR:H	1:B:55:THR:HG22	13	0.59
(1,1531)	1:B:55:THR:H	1:B:55:THR:HG23	13	0.59
(1,1504)	1:B:50:GLY:HA2	1:B:51:MET:H	15	0.59
(1,150)	1:A:33:GLN:H	1:A:33:GLN:HB2	3	0.59
(1,1483)	1:B:45:ILE:H	1:B:45:ILE:HB	5	0.59
(1,1479)	1:B:44:ILE:H	1:B:44:ILE:HB	6	0.59
(1,1457)	1:B:41:ILE:H	1:B:41:ILE:HB	5	0.59
(1,1457)	1:B:41:ILE:H	1:B:41:ILE:HB	9	0.59
(1,1418)	1:B:36:GLY:H	1:B:36:GLY:HA2	13	0.59
(1,1418)	1:B:36:GLY:H	1:B:36:GLY:HA2	14	0.59
(1,1416)	1:B:36:GLY:H	1:B:35:LEU:H	14	0.59
(1,1388)	1:B:32:LYS:H	1:B:33:GLN:H	6	0.59
(1,1369)	1:B:30:SER:H	1:B:30:SER:HB2	8	0.59
(1,1358)	1:B:28:GLU:H	1:B:28:GLU:HB2	1	0.59
(1,1349)	1:B:27:LYS:H	1:B:26:PRO:HB2	2	0.59
(1,1340)	1:B:23:THR:HA	1:B:24:THR:H	5	0.59
(1,1340)	1:B:23:THR:HA	1:B:24:THR:H	9	0.59
(1,1321)	1:B:18:VAL:H	1:B:18:VAL:HB	12	0.59
(1,1310)	1:B:15:ASN:HB3	1:B:16:ALA:H	2	0.59
(1,125)	1:A:30:SER:H	1:A:30:SER:HB2	6	0.59
(1,1238)	1:A:219:LEU:H	1:A:219:LEU:HA	11	0.59
(1,12)	1:A:6:GLY:H	1:A:6:GLY:HA2	6	0.59
(1,1141)	1:A:201:SER:H	1:A:201:SER:HA	2	0.59
(1,1141)	1:A:201:SER:H	1:A:201:SER:HA	3	0.59

*Continued on next page...*

*Continued from previous page...*

Key	Atom-1	Atom-2	Model ID	Violation (Å)
(1,1141)	1:A:201:SER:H	1:A:201:SER:HA	5	0.59
(1,1141)	1:A:201:SER:H	1:A:201:SER:HA	15	0.59
(1,1096)	1:A:193:LYS:H	1:A:193:LYS:HB2	9	0.59
(1,1092)	1:A:192:SER:H	1:A:192:SER:HB2	4	0.59
(1,1088)	1:A:190:LYS:H	1:A:191:SER:H	2	0.59
(1,1084)	1:A:190:LYS:H	1:A:190:LYS:HG2	1	0.59
(1,1084)	1:A:190:LYS:H	1:A:190:LYS:HG2	3	0.59
(1,1079)	1:A:189:PHE:HB2	1:A:189:PHE:H	5	0.59
(1,1079)	1:A:189:PHE:HB2	1:A:189:PHE:H	8	0.59
(1,1059)	1:A:188:LEU:H	1:A:188:LEU:HD11	11	0.59
(1,1059)	1:A:188:LEU:H	1:A:188:LEU:HD12	11	0.59
(1,1059)	1:A:188:LEU:H	1:A:188:LEU:HD13	11	0.59
(1,105)	1:A:27:LYS:H	1:A:26:PRO:HB2	9	0.59
(1,1001)	1:A:182:GLY:H	1:A:181:ALA:HB1	6	0.59
(1,1001)	1:A:182:GLY:H	1:A:181:ALA:HB2	6	0.59
(1,1001)	1:A:182:GLY:H	1:A:181:ALA:HB3	6	0.59
(1,100)	1:A:24:THR:HB	1:A:25:LYS:H	7	0.59
(2,97)	1:A:152:ALA:H	1:B:186:GLY:H	10	0.58
(2,373)	1:B:165:THR:H	1:A:188:LEU:H	11	0.58
(1,978)	1:A:179:ILE:H	1:A:179:ILE:HG13	14	0.58
(1,953)	1:A:175:THR:HG21	1:A:212:TRP:HE1	7	0.58
(1,953)	1:A:175:THR:HG22	1:A:212:TRP:HE1	7	0.58
(1,953)	1:A:175:THR:HG23	1:A:212:TRP:HE1	7	0.58
(1,936)	1:A:171:GLY:H	1:A:171:GLY:HA2	6	0.58
(1,908)	1:A:166:ILE:H	1:A:166:ILE:HB	2	0.58
(1,908)	1:A:166:ILE:H	1:A:166:ILE:HB	6	0.58
(1,871)	1:A:161:ILE:H	1:A:161:ILE:HA	3	0.58
(1,871)	1:A:161:ILE:H	1:A:161:ILE:HA	5	0.58
(1,871)	1:A:161:ILE:H	1:A:161:ILE:HA	13	0.58
(1,870)	1:A:161:ILE:H	1:A:161:ILE:HB	9	0.58
(1,849)	1:A:158:SER:H	1:A:158:SER:HB2	3	0.58
(1,82)	1:A:20:GLY:HA2	1:A:21:GLN:H	1	0.58
(1,818)	1:A:155:LEU:HD21	1:A:118:MET:HG2	13	0.58
(1,818)	1:A:155:LEU:HD21	1:A:118:MET:HG3	13	0.58
(1,818)	1:A:155:LEU:HD22	1:A:118:MET:HG2	13	0.58
(1,818)	1:A:155:LEU:HD22	1:A:118:MET:HG3	13	0.58
(1,818)	1:A:155:LEU:HD23	1:A:118:MET:HG2	13	0.58
(1,818)	1:A:155:LEU:HD23	1:A:118:MET:HG3	13	0.58
(1,803)	1:A:154:ILE:H	1:A:154:ILE:HB	12	0.58
(1,803)	1:A:154:ILE:H	1:A:154:ILE:HB	14	0.58
(1,773)	1:A:150:ASN:H	1:A:150:ASN:HA	9	0.58
(1,764)	1:A:147:PHE:H	1:A:147:PHE:HE1	10	0.58

*Continued on next page...*

*Continued from previous page...*

Key	Atom-1	Atom-2	Model ID	Violation (Å)
(1,764)	1:A:147:PHE:H	1:A:147:PHE:HE2	10	0.58
(1,759)	1:A:144:ARG:H	1:A:144:ARG:HB2	6	0.58
(1,759)	1:A:144:ARG:H	1:A:144:ARG:HB2	10	0.58
(1,751)	1:A:141:ILE:H	1:A:141:ILE:HA	1	0.58
(1,751)	1:A:141:ILE:H	1:A:141:ILE:HA	5	0.58
(1,751)	1:A:141:ILE:H	1:A:141:ILE:HA	8	0.58
(1,74)	1:A:18:VAL:H	1:A:17:ALA:HA	13	0.58
(1,739)	1:A:137:VAL:H	1:A:137:VAL:HB	6	0.58
(1,739)	1:A:137:VAL:H	1:A:137:VAL:HB	13	0.58
(1,696)	1:A:130:GLY:HA2	1:A:131:LYS:H	11	0.58
(1,686)	1:A:124:ILE:H	1:A:124:ILE:HG21	4	0.58
(1,686)	1:A:124:ILE:H	1:A:124:ILE:HG22	4	0.58
(1,686)	1:A:124:ILE:H	1:A:124:ILE:HG23	4	0.58
(1,683)	1:A:124:ILE:H	1:A:124:ILE:HB	11	0.58
(1,67)	1:A:15:ASN:HB2	1:A:16:ALA:H	11	0.58
(1,660)	1:A:119:GLN:H	1:A:120:GLY:H	1	0.58
(1,645)	1:A:118:MET:HE1	1:A:156:ALA:HB1	11	0.58
(1,645)	1:A:118:MET:HE1	1:A:156:ALA:HB2	11	0.58
(1,645)	1:A:118:MET:HE1	1:A:156:ALA:HB3	11	0.58
(1,645)	1:A:118:MET:HE2	1:A:156:ALA:HB1	11	0.58
(1,645)	1:A:118:MET:HE2	1:A:156:ALA:HB2	11	0.58
(1,645)	1:A:118:MET:HE2	1:A:156:ALA:HB3	11	0.58
(1,645)	1:A:118:MET:HE3	1:A:156:ALA:HB1	11	0.58
(1,645)	1:A:118:MET:HE3	1:A:156:ALA:HB2	11	0.58
(1,645)	1:A:118:MET:HE3	1:A:156:ALA:HB3	11	0.58
(1,641)	1:A:118:MET:H	1:A:118:MET:HB2	8	0.58
(1,631)	1:A:117:MET:H	1:A:116:GLY:H	10	0.58
(1,617)	1:A:115:SER:H	1:A:115:SER:HB2	1	0.58
(1,617)	1:A:115:SER:H	1:A:115:SER:HB2	9	0.58
(1,590)	1:A:111:ILE:H	1:A:111:ILE:HB	4	0.58
(1,496)	1:A:90:SER:H	1:A:89:PRO:HB2	1	0.58
(1,488)	1:A:87:LEU:HA	1:A:88:ILE:H	3	0.58
(1,482)	1:A:86:GLY:H	1:A:86:GLY:HA2	5	0.58
(1,469)	1:A:81:LEU:H	1:A:82:GLU:H	9	0.58
(1,394)	1:A:72:ASP:H	1:A:72:ASP:HB2	11	0.58
(1,359)	1:A:68:VAL:H	1:A:68:VAL:HG11	15	0.58
(1,359)	1:A:68:VAL:H	1:A:68:VAL:HG12	15	0.58
(1,359)	1:A:68:VAL:H	1:A:68:VAL:HG13	15	0.58
(1,345)	1:A:67:GLY:H	1:A:68:VAL:H	4	0.58
(1,345)	1:A:67:GLY:H	1:A:68:VAL:H	8	0.58
(1,319)	1:A:64:LEU:H	1:A:65:ASP:H	4	0.58
(1,301)	1:A:57:ARG:HB2	1:A:58:LEU:H	12	0.58

*Continued on next page...*

*Continued from previous page...*

Key	Atom-1	Atom-2	Model ID	Violation (Å)
(1,300)	1:A:57:ARG:H	1:A:57:ARG:HG2	5	0.58
(1,30)	1:A:9:THR:H	1:A:9:THR:HA	14	0.58
(1,299)	1:A:57:ARG:H	1:A:57:ARG:HG3	12	0.58
(1,286)	1:A:55:THR:H	1:A:55:THR:HA	15	0.58
(1,279)	1:A:53:VAL:HG11	1:A:56:ALA:H	13	0.58
(1,279)	1:A:53:VAL:HG12	1:A:56:ALA:H	13	0.58
(1,279)	1:A:53:VAL:HG13	1:A:56:ALA:H	13	0.58
(1,267)	1:A:52:HIS:HB2	1:A:52:HIS:H	12	0.58
(1,2605)	2:C:7:SER:H	1:A:80:SER:HB2	15	0.58
(1,2605)	2:C:7:SER:H	1:A:80:SER:HB3	15	0.58
(1,2605)	2:C:7:SER:H	1:B:80:SER:HB2	15	0.58
(1,2605)	2:C:7:SER:H	1:B:80:SER:HB3	15	0.58
(1,2588)	1:B:120:GLY:H	1:A:189:PHE:HB2	5	0.58
(1,2588)	1:B:120:GLY:H	1:A:189:PHE:HB3	5	0.58
(1,2588)	1:B:120:GLY:H	1:A:189:PHE:HB2	13	0.58
(1,2588)	1:B:120:GLY:H	1:A:189:PHE:HB3	13	0.58
(1,2571)	1:B:88:ILE:HD11	1:A:172:LYS:HE2	15	0.58
(1,2571)	1:B:88:ILE:HD11	1:A:172:LYS:HE3	15	0.58
(1,2571)	1:B:88:ILE:HD12	1:A:172:LYS:HE2	15	0.58
(1,2571)	1:B:88:ILE:HD12	1:A:172:LYS:HE3	15	0.58
(1,2571)	1:B:88:ILE:HD13	1:A:172:LYS:HE2	15	0.58
(1,2571)	1:B:88:ILE:HD13	1:A:172:LYS:HE3	15	0.58
(1,2551)	1:B:67:GLY:H	1:A:66:LYS:HB2	14	0.58
(1,2551)	1:B:67:GLY:H	1:A:66:LYS:HB3	14	0.58
(1,2551)	1:B:67:GLY:H	1:A:66:LYS:HB2	15	0.58
(1,2551)	1:B:67:GLY:H	1:A:66:LYS:HB3	15	0.58
(1,2507)	2:C:21:SER:H	2:C:22:ARG:H	3	0.58
(1,242)	1:A:45:ILE:H	1:A:46:SER:H	13	0.58
(1,2385)	1:B:201:SER:H	1:B:201:SER:HA	3	0.58
(1,2385)	1:B:201:SER:H	1:B:201:SER:HA	8	0.58
(1,235)	1:A:44:ILE:H	1:A:44:ILE:HB	1	0.58
(1,2322)	1:B:189:PHE:H	1:B:189:PHE:HD1	15	0.58
(1,2322)	1:B:189:PHE:H	1:B:189:PHE:HD2	15	0.58
(1,2219)	1:B:179:ILE:H	1:B:179:ILE:HG21	10	0.58
(1,2219)	1:B:179:ILE:H	1:B:179:ILE:HG22	10	0.58
(1,2219)	1:B:179:ILE:H	1:B:179:ILE:HG23	10	0.58
(1,22)	1:A:8:LYS:H	1:A:8:LYS:HB2	11	0.58
(1,2197)	1:B:175:THR:HG21	1:B:212:TRP:HE1	11	0.58
(1,2197)	1:B:175:THR:HG22	1:B:212:TRP:HE1	11	0.58
(1,2197)	1:B:175:THR:HG23	1:B:212:TRP:HE1	11	0.58
(1,2194)	1:B:175:THR:H	1:B:175:THR:HG1	11	0.58
(1,2152)	1:B:166:ILE:H	1:B:166:ILE:HB	8	0.58

*Continued on next page...*

*Continued from previous page...*

Key	Atom-1	Atom-2	Model ID	Violation (Å)
(1,2119)	1:B:161:ILE:HD11	1:B:204:MET:HE1	8	0.58
(1,2119)	1:B:161:ILE:HD11	1:B:204:MET:HE2	8	0.58
(1,2119)	1:B:161:ILE:HD11	1:B:204:MET:HE3	8	0.58
(1,2119)	1:B:161:ILE:HD12	1:B:204:MET:HE1	8	0.58
(1,2119)	1:B:161:ILE:HD12	1:B:204:MET:HE2	8	0.58
(1,2119)	1:B:161:ILE:HD12	1:B:204:MET:HE3	8	0.58
(1,2119)	1:B:161:ILE:HD13	1:B:204:MET:HE1	8	0.58
(1,2119)	1:B:161:ILE:HD13	1:B:204:MET:HE2	8	0.58
(1,2119)	1:B:161:ILE:HD13	1:B:204:MET:HE3	8	0.58
(1,2093)	1:B:158:SER:H	1:B:158:SER:HB2	6	0.58
(1,2084)	1:B:157:LEU:HD11	1:B:204:MET:HB2	10	0.58
(1,2084)	1:B:157:LEU:HD11	1:B:204:MET:HB3	10	0.58
(1,2084)	1:B:157:LEU:HD12	1:B:204:MET:HB2	10	0.58
(1,2084)	1:B:157:LEU:HD12	1:B:204:MET:HB3	10	0.58
(1,2084)	1:B:157:LEU:HD13	1:B:204:MET:HB2	10	0.58
(1,2084)	1:B:157:LEU:HD13	1:B:204:MET:HB3	10	0.58
(1,2084)	1:B:157:LEU:HD21	1:B:204:MET:HB2	10	0.58
(1,2084)	1:B:157:LEU:HD21	1:B:204:MET:HB3	10	0.58
(1,2084)	1:B:157:LEU:HD22	1:B:204:MET:HB2	10	0.58
(1,2084)	1:B:157:LEU:HD22	1:B:204:MET:HB3	10	0.58
(1,2084)	1:B:157:LEU:HD23	1:B:204:MET:HB2	10	0.58
(1,2084)	1:B:157:LEU:HD23	1:B:204:MET:HB3	10	0.58
(1,2059)	1:B:155:LEU:H	1:B:155:LEU:HB2	8	0.58
(1,2047)	1:B:154:ILE:H	1:B:154:ILE:HB	4	0.58
(1,2047)	1:B:154:ILE:H	1:B:154:ILE:HB	11	0.58
(1,203)	1:A:40:ASN:H	1:A:40:ASN:HB2	12	0.58
(1,2018)	1:B:150:ASN:H	1:B:150:ASN:HD21	1	0.58
(1,2017)	1:B:150:ASN:H	1:B:150:ASN:HA	12	0.58
(1,2014)	1:B:149:GLY:H	1:B:149:GLY:HA3	7	0.58
(1,1995)	1:B:141:ILE:H	1:B:141:ILE:HA	4	0.58
(1,1995)	1:B:141:ILE:H	1:B:141:ILE:HA	15	0.58
(1,1983)	1:B:137:VAL:H	1:B:137:VAL:HB	11	0.58
(1,1935)	1:B:127:ASN:H	1:B:127:ASN:HB2	13	0.58
(1,1931)	1:B:127:ASN:H	1:B:126:PRO:HA	3	0.58
(1,1931)	1:B:127:ASN:H	1:B:126:PRO:HA	4	0.58
(1,1904)	1:B:119:GLN:H	1:B:120:GLY:H	13	0.58
(1,1899)	1:B:119:GLN:H	1:B:119:GLN:HG2	13	0.58
(1,1837)	1:B:111:ILE:HB	1:B:112:GLY:H	5	0.58
(1,1831)	1:B:111:ILE:H	1:B:110:GLY:HA3	11	0.58
(1,181)	1:A:37:PHE:H	1:A:36:GLY:H	11	0.58
(1,1766)	1:B:100:GLY:H	1:B:100:GLY:HA2	5	0.58
(1,1764)	1:B:99:TYR:H	1:B:99:TYR:HB2	6	0.58

*Continued on next page...*



*Continued from previous page...*

Key	Atom-1	Atom-2	Model ID	Violation (Å)
(1,1740)	1:B:90:SER:H	1:B:89:PRO:HB2	12	0.58
(1,174)	1:A:36:GLY:H	1:A:36:GLY:HA2	4	0.58
(1,1710)	1:B:81:LEU:H	1:B:81:LEU:HB2	12	0.58
(1,1690)	1:B:79:SER:H	1:B:78:LEU:HB3	12	0.58
(1,1661)	1:B:75:GLU:H	1:B:75:GLU:HB2	13	0.58
(1,1610)	1:B:69:GLU:H	1:B:69:GLU:HB2	14	0.58
(1,1599)	1:B:68:VAL:H	1:B:69:GLU:H	14	0.58
(1,1579)	1:B:65:ASP:H	1:B:65:ASP:HB2	1	0.58
(1,1556)	1:B:58:LEU:H	1:B:59:HIS:H	15	0.58
(1,1548)	1:B:58:LEU:H	1:B:58:LEU:HB2	2	0.58
(1,1544)	1:B:57:ARG:H	1:B:57:ARG:HG2	7	0.58
(1,1541)	1:B:57:ARG:H	1:B:56:ALA:HB1	10	0.58
(1,1541)	1:B:57:ARG:H	1:B:56:ALA:HB2	10	0.58
(1,1541)	1:B:57:ARG:H	1:B:56:ALA:HB3	10	0.58
(1,1530)	1:B:55:THR:H	1:B:55:THR:HA	4	0.58
(1,1479)	1:B:44:ILE:H	1:B:44:ILE:HB	4	0.58
(1,1479)	1:B:44:ILE:H	1:B:44:ILE:HB	13	0.58
(1,1479)	1:B:44:ILE:H	1:B:44:ILE:HB	14	0.58
(1,1472)	1:B:43:ASN:H	1:B:43:ASN:HB2	7	0.58
(1,1448)	1:B:40:ASN:H	1:B:40:ASN:HB3	8	0.58
(1,1418)	1:B:36:GLY:H	1:B:36:GLY:HA2	5	0.58
(1,1418)	1:B:36:GLY:H	1:B:36:GLY:HA2	8	0.58
(1,1418)	1:B:36:GLY:H	1:B:36:GLY:HA2	9	0.58
(1,1416)	1:B:36:GLY:H	1:B:35:LEU:H	12	0.58
(1,1381)	1:B:32:LYS:H	1:B:31:LEU:H	8	0.58
(1,1369)	1:B:30:SER:H	1:B:30:SER:HB2	7	0.58
(1,1351)	1:B:27:LYS:H	1:B:26:PRO:HG2	4	0.58
(1,1336)	1:B:22:ASP:H	1:B:23:THR:H	3	0.58
(1,1333)	1:B:22:ASP:H	1:B:22:ASP:HB2	15	0.58
(1,1321)	1:B:18:VAL:H	1:B:18:VAL:HB	1	0.58
(1,1320)	1:B:18:VAL:HA	1:B:18:VAL:H	8	0.58
(1,1320)	1:B:18:VAL:HA	1:B:18:VAL:H	13	0.58
(1,1280)	1:B:11:THR:H	1:B:11:THR:HG21	8	0.58
(1,1280)	1:B:11:THR:H	1:B:11:THR:HG22	8	0.58
(1,1280)	1:B:11:THR:H	1:B:11:THR:HG23	8	0.58
(1,1277)	1:B:11:THR:H	1:B:10:PRO:HA	12	0.58
(1,1274)	1:B:9:THR:H	1:B:9:THR:HA	1	0.58
(1,1269)	1:B:9:THR:H	1:B:7:ASP:HA	11	0.58
(1,1262)	1:B:7:ASP:H	1:B:7:ASP:HB2	15	0.58
(1,1256)	1:B:6:GLY:H	1:B:6:GLY:HA2	8	0.58
(1,1256)	1:B:6:GLY:H	1:B:6:GLY:HA2	14	0.58
(1,125)	1:A:30:SER:H	1:A:30:SER:HB2	11	0.58

*Continued on next page...*

*Continued from previous page...*

Key	Atom-1	Atom-2	Model ID	Violation (Å)
(1,12)	1:A:6:GLY:H	1:A:6:GLY:HA2	12	0.58
(1,1164)	1:A:204:MET:HE1	1:A:160:ASN:HD21	11	0.58
(1,1164)	1:A:204:MET:HE1	1:A:160:ASN:HD22	11	0.58
(1,1164)	1:A:204:MET:HE2	1:A:160:ASN:HD21	11	0.58
(1,1164)	1:A:204:MET:HE2	1:A:160:ASN:HD22	11	0.58
(1,1164)	1:A:204:MET:HE3	1:A:160:ASN:HD21	11	0.58
(1,1164)	1:A:204:MET:HE3	1:A:160:ASN:HD22	11	0.58
(1,114)	1:A:28:GLU:H	1:A:28:GLU:HB2	2	0.58
(1,1109)	1:A:196:LYS:H	1:A:196:LYS:HG2	8	0.58
(1,1105)	1:A:195:LEU:H	1:A:195:LEU:HD11	3	0.58
(1,1105)	1:A:195:LEU:H	1:A:195:LEU:HD12	3	0.58
(1,1105)	1:A:195:LEU:H	1:A:195:LEU:HD13	3	0.58
(1,1079)	1:A:189:PHE:HB2	1:A:189:PHE:H	2	0.58
(1,1079)	1:A:189:PHE:HB2	1:A:189:PHE:H	15	0.58
(1,1078)	1:A:189:PHE:H	1:A:189:PHE:HD1	5	0.58
(1,1078)	1:A:189:PHE:H	1:A:189:PHE:HD2	5	0.58
(1,1078)	1:A:189:PHE:H	1:A:189:PHE:HD1	11	0.58
(1,1078)	1:A:189:PHE:H	1:A:189:PHE:HD2	11	0.58
(1,1074)	1:A:188:LEU:HD21	1:A:196:LYS:HE2	9	0.58
(1,1074)	1:A:188:LEU:HD21	1:A:196:LYS:HE3	9	0.58
(1,1074)	1:A:188:LEU:HD22	1:A:196:LYS:HE2	9	0.58
(1,1074)	1:A:188:LEU:HD22	1:A:196:LYS:HE3	9	0.58
(1,1074)	1:A:188:LEU:HD23	1:A:196:LYS:HE2	9	0.58
(1,1074)	1:A:188:LEU:HD23	1:A:196:LYS:HE3	9	0.58
(1,1)	1:A:4:LEU:HD11	1:A:4:LEU:H	2	0.58
(1,1)	1:A:4:LEU:HD12	1:A:4:LEU:H	2	0.58
(1,1)	1:A:4:LEU:HD13	1:A:4:LEU:H	2	0.58
(1,954)	1:A:176:ALA:HB1	1:A:176:ALA:H	2	0.57
(1,954)	1:A:176:ALA:HB2	1:A:176:ALA:H	2	0.57
(1,954)	1:A:176:ALA:HB3	1:A:176:ALA:H	2	0.57
(1,908)	1:A:166:ILE:H	1:A:166:ILE:HB	4	0.57
(1,908)	1:A:166:ILE:H	1:A:166:ILE:HB	7	0.57
(1,898)	1:A:164:SER:H	1:A:211:VAL:HB	10	0.57
(1,871)	1:A:161:ILE:H	1:A:161:ILE:HA	1	0.57
(1,871)	1:A:161:ILE:H	1:A:161:ILE:HA	6	0.57
(1,871)	1:A:161:ILE:H	1:A:161:ILE:HA	11	0.57
(1,854)	1:A:159:TYR:H	1:A:157:LEU:HD11	5	0.57
(1,854)	1:A:159:TYR:H	1:A:157:LEU:HD12	5	0.57
(1,854)	1:A:159:TYR:H	1:A:157:LEU:HD13	5	0.57
(1,854)	1:A:159:TYR:H	1:A:157:LEU:HD11	6	0.57
(1,854)	1:A:159:TYR:H	1:A:157:LEU:HD12	6	0.57
(1,854)	1:A:159:TYR:H	1:A:157:LEU:HD13	6	0.57

*Continued on next page...*

*Continued from previous page...*

Key	Atom-1	Atom-2	Model ID	Violation (Å)
(1,838)	1:A:157:LEU:HD11	1:A:203:ALA:HB1	15	0.57
(1,838)	1:A:157:LEU:HD11	1:A:203:ALA:HB2	15	0.57
(1,838)	1:A:157:LEU:HD11	1:A:203:ALA:HB3	15	0.57
(1,838)	1:A:157:LEU:HD12	1:A:203:ALA:HB1	15	0.57
(1,838)	1:A:157:LEU:HD12	1:A:203:ALA:HB2	15	0.57
(1,838)	1:A:157:LEU:HD12	1:A:203:ALA:HB3	15	0.57
(1,838)	1:A:157:LEU:HD13	1:A:203:ALA:HB1	15	0.57
(1,838)	1:A:157:LEU:HD13	1:A:203:ALA:HB2	15	0.57
(1,838)	1:A:157:LEU:HD13	1:A:203:ALA:HB3	15	0.57
(1,838)	1:A:157:LEU:HD21	1:A:203:ALA:HB1	15	0.57
(1,838)	1:A:157:LEU:HD21	1:A:203:ALA:HB2	15	0.57
(1,838)	1:A:157:LEU:HD21	1:A:203:ALA:HB3	15	0.57
(1,838)	1:A:157:LEU:HD22	1:A:203:ALA:HB1	15	0.57
(1,838)	1:A:157:LEU:HD22	1:A:203:ALA:HB2	15	0.57
(1,838)	1:A:157:LEU:HD22	1:A:203:ALA:HB3	15	0.57
(1,838)	1:A:157:LEU:HD23	1:A:203:ALA:HB1	15	0.57
(1,838)	1:A:157:LEU:HD23	1:A:203:ALA:HB2	15	0.57
(1,838)	1:A:157:LEU:HD23	1:A:203:ALA:HB3	15	0.57
(1,803)	1:A:154:ILE:H	1:A:154:ILE:HB	10	0.57
(1,803)	1:A:154:ILE:H	1:A:154:ILE:HB	15	0.57
(1,770)	1:A:149:GLY:H	1:A:149:GLY:HA3	1	0.57
(1,757)	1:A:142:THR:H	1:A:142:THR:HA	11	0.57
(1,751)	1:A:141:ILE:H	1:A:141:ILE:HA	9	0.57
(1,74)	1:A:18:VAL:H	1:A:17:ALA:HA	1	0.57
(1,739)	1:A:137:VAL:H	1:A:137:VAL:HB	8	0.57
(1,679)	1:A:122:GLN:H	1:A:122:GLN:HB2	7	0.57
(1,631)	1:A:117:MET:H	1:A:116:GLY:H	6	0.57
(1,611)	1:A:114:PHE:HB3	1:A:115:SER:H	3	0.57
(1,593)	1:A:111:ILE:HB	1:A:112:GLY:H	3	0.57
(1,553)	1:A:106:LEU:H	1:A:105:TYR:HB2	10	0.57
(1,540)	1:A:104:VAL:HG21	1:A:96:ASP:HB2	6	0.57
(1,540)	1:A:104:VAL:HG21	1:A:96:ASP:HB3	6	0.57
(1,540)	1:A:104:VAL:HG22	1:A:96:ASP:HB2	6	0.57
(1,540)	1:A:104:VAL:HG22	1:A:96:ASP:HB3	6	0.57
(1,540)	1:A:104:VAL:HG23	1:A:96:ASP:HB2	6	0.57
(1,540)	1:A:104:VAL:HG23	1:A:96:ASP:HB3	6	0.57
(1,523)	1:A:102:GLY:H	1:A:102:GLY:HA2	1	0.57
(1,523)	1:A:102:GLY:H	1:A:102:GLY:HA2	7	0.57
(1,523)	1:A:102:GLY:H	1:A:102:GLY:HA2	12	0.57
(1,523)	1:A:102:GLY:H	1:A:102:GLY:HA2	13	0.57
(1,493)	1:A:88:ILE:H	1:A:88:ILE:HB	2	0.57
(1,488)	1:A:87:LEU:HA	1:A:88:ILE:H	13	0.57

*Continued on next page...*

*Continued from previous page...*

Key	Atom-1	Atom-2	Model ID	Violation (Å)
(1,485)	1:A:87:LEU:H	1:A:87:LEU:HD11	11	0.57
(1,485)	1:A:87:LEU:H	1:A:87:LEU:HD12	11	0.57
(1,485)	1:A:87:LEU:H	1:A:87:LEU:HD13	11	0.57
(1,466)	1:A:81:LEU:H	1:A:81:LEU:HB2	12	0.57
(1,453)	1:A:80:SER:H	1:A:77:GLN:HB2	1	0.57
(1,447)	1:A:79:SER:H	1:A:79:SER:HB2	7	0.57
(1,417)	1:A:75:GLU:H	1:A:75:GLU:HB2	14	0.57
(1,40)	1:A:12:ASP:H	1:A:11:THR:HB	14	0.57
(1,395)	1:A:73:LEU:H	1:A:74:GLU:H	2	0.57
(1,355)	1:A:68:VAL:H	1:A:69:GLU:H	11	0.57
(1,345)	1:A:67:GLY:H	1:A:68:VAL:H	15	0.57
(1,336)	1:A:66:LYS:H	1:A:67:GLY:H	9	0.57
(1,317)	1:A:63:GLY:H	1:A:63:GLY:HA2	4	0.57
(1,317)	1:A:63:GLY:H	1:A:63:GLY:HA2	5	0.57
(1,300)	1:A:57:ARG:H	1:A:57:ARG:HG2	3	0.57
(1,3)	1:A:5:PHE:H	1:A:4:LEU:H	5	0.57
(1,297)	1:A:57:ARG:H	1:A:56:ALA:HB1	3	0.57
(1,297)	1:A:57:ARG:H	1:A:56:ALA:HB2	3	0.57
(1,297)	1:A:57:ARG:H	1:A:56:ALA:HB3	3	0.57
(1,276)	1:A:53:VAL:HG11	1:A:54:ASP:H	4	0.57
(1,276)	1:A:53:VAL:HG12	1:A:54:ASP:H	4	0.57
(1,276)	1:A:53:VAL:HG13	1:A:54:ASP:H	4	0.57
(1,2615)	2:C:9:ARG:HE	1:A:76:GLU:H	7	0.57
(1,2615)	2:C:9:ARG:HE	1:B:76:GLU:H	7	0.57
(1,2588)	1:B:120:GLY:H	1:A:189:PHE:HB2	8	0.57
(1,2588)	1:B:120:GLY:H	1:A:189:PHE:HB3	8	0.57
(1,2582)	1:B:116:GLY:H	1:A:189:PHE:HB2	1	0.57
(1,2582)	1:B:116:GLY:H	1:A:189:PHE:HB3	1	0.57
(1,2542)	1:A:116:GLY:H	1:B:185:THR:HB	1	0.57
(1,2542)	1:A:116:GLY:H	1:B:185:THR:HB	5	0.57
(1,2512)	1:A:67:GLY:H	1:B:66:LYS:HB2	14	0.57
(1,2512)	1:A:67:GLY:H	1:B:66:LYS:HB3	14	0.57
(1,2503)	2:C:17:THR:H	2:C:18:LEU:H	8	0.57
(1,2482)	1:B:219:LEU:H	1:B:219:LEU:HA	7	0.57
(1,2475)	1:B:216:LYS:H	1:B:216:LYS:HG2	2	0.57
(1,2323)	1:B:189:PHE:HB2	1:B:189:PHE:H	12	0.57
(1,2323)	1:B:189:PHE:HB2	1:B:189:PHE:H	15	0.57
(1,2322)	1:B:189:PHE:H	1:B:189:PHE:HD1	6	0.57
(1,2322)	1:B:189:PHE:H	1:B:189:PHE:HD2	6	0.57
(1,2278)	1:B:185:THR:H	1:B:185:THR:HB	6	0.57
(1,2152)	1:B:166:ILE:H	1:B:166:ILE:HB	2	0.57
(1,2152)	1:B:166:ILE:H	1:B:166:ILE:HB	13	0.57

*Continued on next page...*

*Continued from previous page...*

Key	Atom-1	Atom-2	Model ID	Violation (Å)
(1,2152)	1:B:166:ILE:H	1:B:166:ILE:HB	15	0.57
(1,2133)	1:B:163:ASN:H	1:B:163:ASN:HA	1	0.57
(1,213)	1:A:41:ILE:H	1:A:41:ILE:HB	12	0.57
(1,2115)	1:B:161:ILE:H	1:B:161:ILE:HA	8	0.57
(1,2115)	1:B:161:ILE:H	1:B:161:ILE:HA	9	0.57
(1,2115)	1:B:161:ILE:H	1:B:161:ILE:HA	11	0.57
(1,2115)	1:B:161:ILE:H	1:B:161:ILE:HA	13	0.57
(1,2115)	1:B:161:ILE:H	1:B:161:ILE:HA	15	0.57
(1,2108)	1:B:160:ASN:H	1:B:160:ASN:HB2	13	0.57
(1,2102)	1:B:159:TYR:H	1:B:159:TYR:HB2	8	0.57
(1,2047)	1:B:154:ILE:H	1:B:154:ILE:HB	3	0.57
(1,2047)	1:B:154:ILE:H	1:B:154:ILE:HB	7	0.57
(1,2009)	1:B:147:PHE:H	1:B:147:PHE:HB2	3	0.57
(1,2008)	1:B:147:PHE:H	1:B:147:PHE:HE1	6	0.57
(1,2008)	1:B:147:PHE:H	1:B:147:PHE:HE2	6	0.57
(1,20)	1:A:8:LYS:H	1:A:7:ASP:HA	13	0.57
(1,1995)	1:B:141:ILE:H	1:B:141:ILE:HA	3	0.57
(1,1995)	1:B:141:ILE:H	1:B:141:ILE:HA	9	0.57
(1,1983)	1:B:137:VAL:H	1:B:137:VAL:HB	6	0.57
(1,1983)	1:B:137:VAL:H	1:B:137:VAL:HB	8	0.57
(1,1983)	1:B:137:VAL:H	1:B:137:VAL:HB	12	0.57
(1,194)	1:A:38:GLU:H	1:A:38:GLU:HB2	3	0.57
(1,1927)	1:B:124:ILE:H	1:B:124:ILE:HB	3	0.57
(1,1927)	1:B:124:ILE:H	1:B:124:ILE:HB	14	0.57
(1,1925)	1:B:122:GLN:H	1:B:122:GLN:HG2	3	0.57
(1,1889)	1:B:118:MET:HE1	1:B:156:ALA:HB1	1	0.57
(1,1889)	1:B:118:MET:HE1	1:B:156:ALA:HB2	1	0.57
(1,1889)	1:B:118:MET:HE1	1:B:156:ALA:HB3	1	0.57
(1,1889)	1:B:118:MET:HE2	1:B:156:ALA:HB1	1	0.57
(1,1889)	1:B:118:MET:HE2	1:B:156:ALA:HB2	1	0.57
(1,1889)	1:B:118:MET:HE2	1:B:156:ALA:HB3	1	0.57
(1,1889)	1:B:118:MET:HE3	1:B:156:ALA:HB1	1	0.57
(1,1889)	1:B:118:MET:HE3	1:B:156:ALA:HB2	1	0.57
(1,1889)	1:B:118:MET:HE3	1:B:156:ALA:HB3	1	0.57
(1,1839)	1:B:111:ILE:HD11	1:B:163:ASN:HD21	8	0.57
(1,1839)	1:B:111:ILE:HD11	1:B:163:ASN:HD22	8	0.57
(1,1839)	1:B:111:ILE:HD12	1:B:163:ASN:HD21	8	0.57
(1,1839)	1:B:111:ILE:HD12	1:B:163:ASN:HD22	8	0.57
(1,1839)	1:B:111:ILE:HD13	1:B:163:ASN:HD21	8	0.57
(1,1839)	1:B:111:ILE:HD13	1:B:163:ASN:HD22	8	0.57
(1,1837)	1:B:111:ILE:HB	1:B:112:GLY:H	15	0.57
(1,1831)	1:B:111:ILE:H	1:B:110:GLY:HA3	5	0.57

*Continued on next page...*

*Continued from previous page...*

Key	Atom-1	Atom-2	Model ID	Violation (Å)
(1,1807)	1:B:107:LEU:HD11	1:B:166:ILE:HG21	14	0.57
(1,1807)	1:B:107:LEU:HD11	1:B:166:ILE:HG22	14	0.57
(1,1807)	1:B:107:LEU:HD11	1:B:166:ILE:HG23	14	0.57
(1,1807)	1:B:107:LEU:HD12	1:B:166:ILE:HG21	14	0.57
(1,1807)	1:B:107:LEU:HD12	1:B:166:ILE:HG22	14	0.57
(1,1807)	1:B:107:LEU:HD12	1:B:166:ILE:HG23	14	0.57
(1,1807)	1:B:107:LEU:HD13	1:B:166:ILE:HG21	14	0.57
(1,1807)	1:B:107:LEU:HD13	1:B:166:ILE:HG22	14	0.57
(1,1807)	1:B:107:LEU:HD13	1:B:166:ILE:HG23	14	0.57
(1,1797)	1:B:106:LEU:H	1:B:105:TYR:HB2	13	0.57
(1,1767)	1:B:102:GLY:H	1:B:102:GLY:HA2	1	0.57
(1,1767)	1:B:102:GLY:H	1:B:102:GLY:HA2	6	0.57
(1,1767)	1:B:102:GLY:H	1:B:102:GLY:HA2	8	0.57
(1,1767)	1:B:102:GLY:H	1:B:102:GLY:HA2	9	0.57
(1,1767)	1:B:102:GLY:H	1:B:102:GLY:HA2	15	0.57
(1,174)	1:A:36:GLY:H	1:A:36:GLY:HA2	2	0.57
(1,174)	1:A:36:GLY:H	1:A:36:GLY:HA2	6	0.57
(1,174)	1:A:36:GLY:H	1:A:36:GLY:HA2	12	0.57
(1,1725)	1:B:86:GLY:H	1:B:86:GLY:HA3	8	0.57
(1,1716)	1:B:82:GLU:H	1:B:82:GLU:HB2	4	0.57
(1,1691)	1:B:79:SER:H	1:B:79:SER:HB2	6	0.57
(1,1691)	1:B:79:SER:H	1:B:79:SER:HB2	11	0.57
(1,1661)	1:B:75:GLU:H	1:B:75:GLU:HB2	11	0.57
(1,1639)	1:B:73:LEU:H	1:B:74:GLU:H	10	0.57
(1,1627)	1:B:71:LEU:H	1:B:71:LEU:HB2	15	0.57
(1,1610)	1:B:69:GLU:H	1:B:69:GLU:HB2	1	0.57
(1,1580)	1:B:66:LYS:H	1:B:67:GLY:H	11	0.57
(1,1561)	1:B:63:GLY:H	1:B:63:GLY:HA2	3	0.57
(1,1557)	1:B:59:HIS:H	1:B:59:HIS:HB2	12	0.57
(1,1544)	1:B:57:ARG:H	1:B:57:ARG:HG2	9	0.57
(1,1531)	1:B:55:THR:H	1:B:55:THR:HG21	11	0.57
(1,1531)	1:B:55:THR:H	1:B:55:THR:HG22	11	0.57
(1,1531)	1:B:55:THR:H	1:B:55:THR:HG23	11	0.57
(1,1530)	1:B:55:THR:H	1:B:55:THR:HA	6	0.57
(1,1530)	1:B:55:THR:H	1:B:55:THR:HA	11	0.57
(1,1483)	1:B:45:ILE:H	1:B:45:ILE:HB	12	0.57
(1,1483)	1:B:45:ILE:H	1:B:45:ILE:HB	14	0.57
(1,1473)	1:B:43:ASN:H	1:B:43:ASN:HD21	15	0.57
(1,1459)	1:B:41:ILE:H	1:B:41:ILE:HG21	7	0.57
(1,1459)	1:B:41:ILE:H	1:B:41:ILE:HG22	7	0.57
(1,1459)	1:B:41:ILE:H	1:B:41:ILE:HG23	7	0.57
(1,1457)	1:B:41:ILE:H	1:B:41:ILE:HB	1	0.57

*Continued on next page...*



*Continued from previous page...*

Key	Atom-1	Atom-2	Model ID	Violation (Å)
(1,1449)	1:B:40:ASN:HB3	1:B:41:ILE:H	14	0.57
(1,1444)	1:B:40:ASN:H	1:B:39:PRO:HG2	1	0.57
(1,1418)	1:B:36:GLY:H	1:B:36:GLY:HA2	3	0.57
(1,1418)	1:B:36:GLY:H	1:B:36:GLY:HA2	15	0.57
(1,1388)	1:B:32:LYS:H	1:B:33:GLN:H	7	0.57
(1,1385)	1:B:32:LYS:H	1:B:32:LYS:HD2	3	0.57
(1,1349)	1:B:27:LYS:H	1:B:26:PRO:HB2	6	0.57
(1,1339)	1:B:23:THR:H	1:B:23:THR:HG21	14	0.57
(1,1339)	1:B:23:THR:H	1:B:23:THR:HG22	14	0.57
(1,1339)	1:B:23:THR:H	1:B:23:THR:HG23	14	0.57
(1,1329)	1:B:21:GLN:H	1:B:21:GLN:HB2	5	0.57
(1,1329)	1:B:21:GLN:H	1:B:21:GLN:HB2	7	0.57
(1,1323)	1:B:19:GLY:H	1:B:18:VAL:HA	8	0.57
(1,1321)	1:B:18:VAL:H	1:B:18:VAL:HB	5	0.57
(1,1320)	1:B:18:VAL:HA	1:B:18:VAL:H	3	0.57
(1,1320)	1:B:18:VAL:HA	1:B:18:VAL:H	7	0.57
(1,1306)	1:B:15:ASN:H	1:B:15:ASN:HB3	5	0.57
(1,1269)	1:B:9:THR:H	1:B:7:ASP:HA	7	0.57
(1,1269)	1:B:9:THR:H	1:B:7:ASP:HA	14	0.57
(1,1256)	1:B:6:GLY:H	1:B:6:GLY:HA2	9	0.57
(1,1250)	1:B:5:PHE:HB2	1:B:5:PHE:H	5	0.57
(1,12)	1:A:6:GLY:H	1:A:6:GLY:HA2	8	0.57
(1,1141)	1:A:201:SER:H	1:A:201:SER:HA	9	0.57
(1,1141)	1:A:201:SER:H	1:A:201:SER:HA	13	0.57
(1,1116)	1:A:198:MET:H	1:A:198:MET:HE1	1	0.57
(1,1116)	1:A:198:MET:H	1:A:198:MET:HE2	1	0.57
(1,1116)	1:A:198:MET:H	1:A:198:MET:HE3	1	0.57
(1,1109)	1:A:196:LYS:H	1:A:196:LYS:HG2	5	0.57
(1,1079)	1:A:189:PHE:HB2	1:A:189:PHE:H	4	0.57
(1,1072)	1:A:188:LEU:HD11	1:A:202:SER:HB2	5	0.57
(1,1072)	1:A:188:LEU:HD11	1:A:202:SER:HB3	5	0.57
(1,1072)	1:A:188:LEU:HD12	1:A:202:SER:HB2	5	0.57
(1,1072)	1:A:188:LEU:HD12	1:A:202:SER:HB3	5	0.57
(1,1072)	1:A:188:LEU:HD13	1:A:202:SER:HB2	5	0.57
(1,1072)	1:A:188:LEU:HD13	1:A:202:SER:HB3	5	0.57
(2,339)	1:B:152:ALA:H	1:A:186:GLY:H	2	0.56
(1,921)	1:A:168:ALA:HB1	1:A:211:VAL:HG21	15	0.56
(1,921)	1:A:168:ALA:HB1	1:A:211:VAL:HG22	15	0.56
(1,921)	1:A:168:ALA:HB1	1:A:211:VAL:HG23	15	0.56
(1,921)	1:A:168:ALA:HB2	1:A:211:VAL:HG21	15	0.56
(1,921)	1:A:168:ALA:HB2	1:A:211:VAL:HG22	15	0.56
(1,921)	1:A:168:ALA:HB2	1:A:211:VAL:HG23	15	0.56

*Continued on next page...*

*Continued from previous page...*

Key	Atom-1	Atom-2	Model ID	Violation (Å)
(1,921)	1:A:168:ALA:HB3	1:A:211:VAL:HG21	15	0.56
(1,921)	1:A:168:ALA:HB3	1:A:211:VAL:HG22	15	0.56
(1,921)	1:A:168:ALA:HB3	1:A:211:VAL:HG23	15	0.56
(1,908)	1:A:166:ILE:H	1:A:166:ILE:HB	5	0.56
(1,908)	1:A:166:ILE:H	1:A:166:ILE:HB	8	0.56
(1,889)	1:A:163:ASN:H	1:A:163:ASN:HA	8	0.56
(1,871)	1:A:161:ILE:H	1:A:161:ILE:HA	4	0.56
(1,871)	1:A:161:ILE:H	1:A:161:ILE:HA	8	0.56
(1,871)	1:A:161:ILE:H	1:A:161:ILE:HA	10	0.56
(1,871)	1:A:161:ILE:H	1:A:161:ILE:HA	12	0.56
(1,80)	1:A:19:GLY:H	1:A:19:GLY:HA2	2	0.56
(1,80)	1:A:19:GLY:H	1:A:19:GLY:HA2	13	0.56
(1,773)	1:A:150:ASN:H	1:A:150:ASN:HA	11	0.56
(1,76)	1:A:18:VAL:HA	1:A:18:VAL:H	2	0.56
(1,76)	1:A:18:VAL:HA	1:A:18:VAL:H	3	0.56
(1,76)	1:A:18:VAL:HA	1:A:18:VAL:H	7	0.56
(1,757)	1:A:142:THR:H	1:A:142:THR:HA	2	0.56
(1,756)	1:A:142:THR:H	1:A:142:THR:HG21	5	0.56
(1,756)	1:A:142:THR:H	1:A:142:THR:HG22	5	0.56
(1,756)	1:A:142:THR:H	1:A:142:THR:HG23	5	0.56
(1,756)	1:A:142:THR:H	1:A:142:THR:HG21	14	0.56
(1,756)	1:A:142:THR:H	1:A:142:THR:HG22	14	0.56
(1,756)	1:A:142:THR:H	1:A:142:THR:HG23	14	0.56
(1,747)	1:A:139:ASN:H	1:A:139:ASN:HB2	1	0.56
(1,747)	1:A:139:ASN:H	1:A:139:ASN:HB2	8	0.56
(1,696)	1:A:130:GLY:HA2	1:A:131:LYS:H	14	0.56
(1,687)	1:A:127:ASN:H	1:A:126:PRO:HA	1	0.56
(1,687)	1:A:127:ASN:H	1:A:126:PRO:HA	9	0.56
(1,683)	1:A:124:ILE:H	1:A:124:ILE:HB	8	0.56
(1,676)	1:A:121:LEU:HD11	1:A:152:ALA:HB1	13	0.56
(1,676)	1:A:121:LEU:HD11	1:A:152:ALA:HB2	13	0.56
(1,676)	1:A:121:LEU:HD11	1:A:152:ALA:HB3	13	0.56
(1,676)	1:A:121:LEU:HD12	1:A:152:ALA:HB1	13	0.56
(1,676)	1:A:121:LEU:HD12	1:A:152:ALA:HB2	13	0.56
(1,676)	1:A:121:LEU:HD12	1:A:152:ALA:HB3	13	0.56
(1,676)	1:A:121:LEU:HD13	1:A:152:ALA:HB1	13	0.56
(1,676)	1:A:121:LEU:HD13	1:A:152:ALA:HB2	13	0.56
(1,676)	1:A:121:LEU:HD13	1:A:152:ALA:HB3	13	0.56
(1,67)	1:A:15:ASN:HB2	1:A:16:ALA:H	1	0.56
(1,660)	1:A:119:GLN:H	1:A:120:GLY:H	14	0.56
(1,650)	1:A:118:MET:HE1	1:A:155:LEU:HB2	5	0.56
(1,650)	1:A:118:MET:HE1	1:A:155:LEU:HB3	5	0.56

*Continued on next page...*

*Continued from previous page...*

Key	Atom-1	Atom-2	Model ID	Violation (Å)
(1,650)	1:A:118:MET:HE2	1:A:155:LEU:HB2	5	0.56
(1,650)	1:A:118:MET:HE2	1:A:155:LEU:HB3	5	0.56
(1,650)	1:A:118:MET:HE3	1:A:155:LEU:HB2	5	0.56
(1,650)	1:A:118:MET:HE3	1:A:155:LEU:HB3	5	0.56
(1,645)	1:A:118:MET:HE1	1:A:156:ALA:HB1	14	0.56
(1,645)	1:A:118:MET:HE1	1:A:156:ALA:HB2	14	0.56
(1,645)	1:A:118:MET:HE1	1:A:156:ALA:HB3	14	0.56
(1,645)	1:A:118:MET:HE2	1:A:156:ALA:HB1	14	0.56
(1,645)	1:A:118:MET:HE2	1:A:156:ALA:HB2	14	0.56
(1,645)	1:A:118:MET:HE2	1:A:156:ALA:HB3	14	0.56
(1,645)	1:A:118:MET:HE3	1:A:156:ALA:HB1	14	0.56
(1,645)	1:A:118:MET:HE3	1:A:156:ALA:HB2	14	0.56
(1,645)	1:A:118:MET:HE3	1:A:156:ALA:HB3	14	0.56
(1,631)	1:A:117:MET:H	1:A:116:GLY:H	5	0.56
(1,631)	1:A:117:MET:H	1:A:116:GLY:H	8	0.56
(1,606)	1:A:114:PHE:H	1:A:114:PHE:HE1	7	0.56
(1,606)	1:A:114:PHE:H	1:A:114:PHE:HE2	7	0.56
(1,587)	1:A:111:ILE:H	1:A:110:GLY:HA3	9	0.56
(1,587)	1:A:111:ILE:H	1:A:110:GLY:HA3	12	0.56
(1,533)	1:A:104:VAL:H	1:A:104:VAL:HB	15	0.56
(1,49)	1:A:13:ASP:H	1:A:13:ASP:HB2	2	0.56
(1,49)	1:A:13:ASP:H	1:A:13:ASP:HB2	13	0.56
(1,478)	1:A:84:SER:H	1:A:84:SER:HB2	5	0.56
(1,447)	1:A:79:SER:H	1:A:79:SER:HB2	2	0.56
(1,446)	1:A:79:SER:H	1:A:78:LEU:HB3	9	0.56
(1,446)	1:A:79:SER:H	1:A:78:LEU:HB3	15	0.56
(1,429)	1:A:77:GLN:H	1:A:77:GLN:HG2	6	0.56
(1,429)	1:A:77:GLN:H	1:A:77:GLN:HG2	12	0.56
(1,405)	1:A:74:GLU:H	1:A:73:LEU:HB3	2	0.56
(1,405)	1:A:74:GLU:H	1:A:73:LEU:HB3	8	0.56
(1,40)	1:A:12:ASP:H	1:A:11:THR:HB	11	0.56
(1,394)	1:A:72:ASP:H	1:A:72:ASP:HB2	4	0.56
(1,389)	1:A:72:ASP:H	1:A:73:LEU:H	11	0.56
(1,355)	1:A:68:VAL:H	1:A:69:GLU:H	10	0.56
(1,319)	1:A:64:LEU:H	1:A:65:ASP:H	8	0.56
(1,300)	1:A:57:ARG:H	1:A:57:ARG:HG2	10	0.56
(1,300)	1:A:57:ARG:H	1:A:57:ARG:HG2	14	0.56
(1,29)	1:A:9:THR:H	1:A:9:THR:HB	13	0.56
(1,286)	1:A:55:THR:H	1:A:55:THR:HA	2	0.56
(1,286)	1:A:55:THR:H	1:A:55:THR:HA	3	0.56
(1,286)	1:A:55:THR:H	1:A:55:THR:HA	8	0.56
(1,284)	1:A:54:ASP:HA	1:A:55:THR:H	3	0.56

*Continued on next page...*

*Continued from previous page...*

Key	Atom-1	Atom-2	Model ID	Violation (Å)
(1,274)	1:A:53:VAL:H	1:A:53:VAL:HB	11	0.56
(1,2588)	1:B:120:GLY:H	1:A:189:PHE:HB2	1	0.56
(1,2588)	1:B:120:GLY:H	1:A:189:PHE:HB3	1	0.56
(1,2581)	1:B:116:GLY:H	1:A:185:THR:HB	5	0.56
(1,2543)	1:A:116:GLY:H	1:B:189:PHE:HB2	7	0.56
(1,2543)	1:A:116:GLY:H	1:B:189:PHE:HB3	7	0.56
(1,253)	1:A:49:GLY:H	1:A:48:PRO:HA	2	0.56
(1,2516)	1:A:70:TYR:H	1:B:71:LEU:HG	7	0.56
(1,2512)	1:A:67:GLY:H	1:B:66:LYS:HB2	15	0.56
(1,2512)	1:A:67:GLY:H	1:B:66:LYS:HB3	15	0.56
(1,2482)	1:B:219:LEU:H	1:B:219:LEU:HA	12	0.56
(1,242)	1:A:45:ILE:H	1:A:46:SER:H	7	0.56
(1,239)	1:A:45:ILE:H	1:A:45:ILE:HB	4	0.56
(1,2333)	1:B:191:SER:H	1:B:191:SER:HB3	5	0.56
(1,2323)	1:B:189:PHE:HB2	1:B:189:PHE:H	14	0.56
(1,2322)	1:B:189:PHE:H	1:B:189:PHE:HD1	13	0.56
(1,2322)	1:B:189:PHE:H	1:B:189:PHE:HD2	13	0.56
(1,2197)	1:B:175:THR:HG21	1:B:212:TRP:HE1	4	0.56
(1,2197)	1:B:175:THR:HG22	1:B:212:TRP:HE1	4	0.56
(1,2197)	1:B:175:THR:HG23	1:B:212:TRP:HE1	4	0.56
(1,2152)	1:B:166:ILE:H	1:B:166:ILE:HB	9	0.56
(1,2133)	1:B:163:ASN:H	1:B:163:ASN:HA	3	0.56
(1,213)	1:A:41:ILE:H	1:A:41:ILE:HB	8	0.56
(1,2115)	1:B:161:ILE:H	1:B:161:ILE:HA	2	0.56
(1,2115)	1:B:161:ILE:H	1:B:161:ILE:HA	6	0.56
(1,2115)	1:B:161:ILE:H	1:B:161:ILE:HA	12	0.56
(1,2108)	1:B:160:ASN:H	1:B:160:ASN:HB2	15	0.56
(1,2047)	1:B:154:ILE:H	1:B:154:ILE:HB	12	0.56
(1,2017)	1:B:150:ASN:H	1:B:150:ASN:HA	2	0.56
(1,20)	1:A:8:LYS:H	1:A:7:ASP:HA	7	0.56
(1,1995)	1:B:141:ILE:H	1:B:141:ILE:HA	10	0.56
(1,1995)	1:B:141:ILE:H	1:B:141:ILE:HA	13	0.56
(1,1983)	1:B:137:VAL:H	1:B:137:VAL:HB	1	0.56
(1,1939)	1:B:130:GLY:H	1:B:130:GLY:HA2	15	0.56
(1,1931)	1:B:127:ASN:H	1:B:126:PRO:HA	15	0.56
(1,1927)	1:B:124:ILE:H	1:B:124:ILE:HB	8	0.56
(1,181)	1:A:37:PHE:H	1:A:36:GLY:H	7	0.56
(1,1802)	1:B:106:LEU:H	1:B:106:LEU:HD11	3	0.56
(1,1802)	1:B:106:LEU:H	1:B:106:LEU:HD12	3	0.56
(1,1802)	1:B:106:LEU:H	1:B:106:LEU:HD13	3	0.56
(1,1766)	1:B:100:GLY:H	1:B:100:GLY:HA2	4	0.56
(1,1726)	1:B:86:GLY:H	1:B:86:GLY:HA2	14	0.56

*Continued on next page...*

*Continued from previous page...*

Key	Atom-1	Atom-2	Model ID	Violation (Å)
(1,1690)	1:B:79:SER:H	1:B:78:LEU:HB3	14	0.56
(1,1660)	1:B:75:GLU:H	1:B:74:GLU:H	9	0.56
(1,1633)	1:B:72:ASP:H	1:B:73:LEU:H	9	0.56
(1,1610)	1:B:69:GLU:H	1:B:69:GLU:HB2	5	0.56
(1,1610)	1:B:69:GLU:H	1:B:69:GLU:HB2	13	0.56
(1,1603)	1:B:68:VAL:H	1:B:68:VAL:HG11	12	0.56
(1,1603)	1:B:68:VAL:H	1:B:68:VAL:HG12	12	0.56
(1,1603)	1:B:68:VAL:H	1:B:68:VAL:HG13	12	0.56
(1,1603)	1:B:68:VAL:H	1:B:68:VAL:HG11	13	0.56
(1,1603)	1:B:68:VAL:H	1:B:68:VAL:HG12	13	0.56
(1,1603)	1:B:68:VAL:H	1:B:68:VAL:HG13	13	0.56
(1,1599)	1:B:68:VAL:H	1:B:69:GLU:H	2	0.56
(1,1571)	1:B:65:ASP:H	1:B:66:LYS:H	7	0.56
(1,1563)	1:B:64:LEU:H	1:B:65:ASP:H	11	0.56
(1,1530)	1:B:55:THR:H	1:B:55:THR:HA	7	0.56
(1,1530)	1:B:55:THR:H	1:B:55:THR:HA	9	0.56
(1,1507)	1:B:51:MET:H	1:B:51:MET:HB2	9	0.56
(1,1457)	1:B:41:ILE:H	1:B:41:ILE:HB	3	0.56
(1,1439)	1:B:38:GLU:H	1:B:38:GLU:HG2	13	0.56
(1,1430)	1:B:37:PHE:H	1:B:37:PHE:HB3	4	0.56
(1,1394)	1:B:33:GLN:H	1:B:33:GLN:HB2	1	0.56
(1,1374)	1:B:31:LEU:H	1:B:30:SER:H	8	0.56
(1,1344)	1:B:24:THR:HB	1:B:25:LYS:H	4	0.56
(1,1339)	1:B:23:THR:H	1:B:23:THR:HG21	5	0.56
(1,1339)	1:B:23:THR:H	1:B:23:THR:HG22	5	0.56
(1,1339)	1:B:23:THR:H	1:B:23:THR:HG23	5	0.56
(1,1324)	1:B:19:GLY:H	1:B:19:GLY:HA2	2	0.56
(1,1320)	1:B:18:VAL:HA	1:B:18:VAL:H	14	0.56
(1,1317)	1:B:17:ALA:H	1:B:17:ALA:HB1	15	0.56
(1,1317)	1:B:17:ALA:H	1:B:17:ALA:HB2	15	0.56
(1,1317)	1:B:17:ALA:H	1:B:17:ALA:HB3	15	0.56
(1,1281)	1:B:11:THR:H	1:B:12:ASP:H	13	0.56
(1,1279)	1:B:11:THR:H	1:B:11:THR:HB	5	0.56
(1,1277)	1:B:11:THR:H	1:B:10:PRO:HA	14	0.56
(1,1274)	1:B:9:THR:H	1:B:9:THR:HA	13	0.56
(1,1237)	1:A:219:LEU:H	1:A:219:LEU:HD11	9	0.56
(1,1237)	1:A:219:LEU:H	1:A:219:LEU:HD12	9	0.56
(1,1237)	1:A:219:LEU:H	1:A:219:LEU:HD13	9	0.56
(1,12)	1:A:6:GLY:H	1:A:6:GLY:HA2	4	0.56
(1,1100)	1:A:194:GLY:H	1:A:194:GLY:HA3	14	0.56
(1,1096)	1:A:193:LYS:H	1:A:193:LYS:HB2	7	0.56
(1,1084)	1:A:190:LYS:H	1:A:190:LYS:HG2	15	0.56

*Continued on next page...*

*Continued from previous page...*

Key	Atom-1	Atom-2	Model ID	Violation (Å)
(1,1078)	1:A:189:PHE:H	1:A:189:PHE:HD1	8	0.56
(1,1078)	1:A:189:PHE:H	1:A:189:PHE:HD2	8	0.56
(1,1074)	1:A:188:LEU:HD21	1:A:196:LYS:HE2	7	0.56
(1,1074)	1:A:188:LEU:HD21	1:A:196:LYS:HE3	7	0.56
(1,1074)	1:A:188:LEU:HD22	1:A:196:LYS:HE2	7	0.56
(1,1074)	1:A:188:LEU:HD22	1:A:196:LYS:HE3	7	0.56
(1,1074)	1:A:188:LEU:HD23	1:A:196:LYS:HE2	7	0.56
(1,1074)	1:A:188:LEU:HD23	1:A:196:LYS:HE3	7	0.56
(1,107)	1:A:27:LYS:H	1:A:26:PRO:HG2	3	0.56
(1,105)	1:A:27:LYS:H	1:A:26:PRO:HB2	6	0.56
(1,1022)	1:A:184:LEU:H	1:A:184:LEU:HB2	11	0.56
(1,951)	1:A:175:THR:H	1:A:175:THR:HB	14	0.55
(1,908)	1:A:166:ILE:H	1:A:166:ILE:HB	11	0.55
(1,908)	1:A:166:ILE:H	1:A:166:ILE:HB	13	0.55
(1,889)	1:A:163:ASN:H	1:A:163:ASN:HA	1	0.55
(1,889)	1:A:163:ASN:H	1:A:163:ASN:HA	3	0.55
(1,889)	1:A:163:ASN:H	1:A:163:ASN:HA	4	0.55
(1,889)	1:A:163:ASN:H	1:A:163:ASN:HA	5	0.55
(1,889)	1:A:163:ASN:H	1:A:163:ASN:HA	9	0.55
(1,889)	1:A:163:ASN:H	1:A:163:ASN:HA	14	0.55
(1,889)	1:A:163:ASN:H	1:A:163:ASN:HA	15	0.55
(1,871)	1:A:161:ILE:H	1:A:161:ILE:HA	7	0.55
(1,87)	1:A:21:GLN:H	1:A:22:ASP:H	8	0.55
(1,857)	1:A:159:TYR:H	1:A:159:TYR:HB3	1	0.55
(1,826)	1:A:156:ALA:HB1	1:A:118:MET:HG2	14	0.55
(1,826)	1:A:156:ALA:HB1	1:A:118:MET:HG3	14	0.55
(1,826)	1:A:156:ALA:HB2	1:A:118:MET:HG2	14	0.55
(1,826)	1:A:156:ALA:HB2	1:A:118:MET:HG3	14	0.55
(1,826)	1:A:156:ALA:HB3	1:A:118:MET:HG2	14	0.55
(1,826)	1:A:156:ALA:HB3	1:A:118:MET:HG3	14	0.55
(1,757)	1:A:142:THR:H	1:A:142:THR:HA	3	0.55
(1,698)	1:A:131:LYS:H	1:A:131:LYS:HB2	13	0.55
(1,696)	1:A:130:GLY:HA2	1:A:131:LYS:H	3	0.55
(1,687)	1:A:127:ASN:H	1:A:126:PRO:HA	8	0.55
(1,687)	1:A:127:ASN:H	1:A:126:PRO:HA	10	0.55
(1,669)	1:A:121:LEU:H	1:A:121:LEU:HB2	11	0.55
(1,669)	1:A:121:LEU:H	1:A:121:LEU:HB2	12	0.55
(1,645)	1:A:118:MET:HE1	1:A:156:ALA:HB1	3	0.55
(1,645)	1:A:118:MET:HE1	1:A:156:ALA:HB2	3	0.55
(1,645)	1:A:118:MET:HE1	1:A:156:ALA:HB3	3	0.55
(1,645)	1:A:118:MET:HE2	1:A:156:ALA:HB1	3	0.55
(1,645)	1:A:118:MET:HE2	1:A:156:ALA:HB2	3	0.55

*Continued on next page...*



*Continued from previous page...*

Key	Atom-1	Atom-2	Model ID	Violation (Å)
(1,645)	1:A:118:MET:HE2	1:A:156:ALA:HB3	3	0.55
(1,645)	1:A:118:MET:HE3	1:A:156:ALA:HB1	3	0.55
(1,645)	1:A:118:MET:HE3	1:A:156:ALA:HB2	3	0.55
(1,645)	1:A:118:MET:HE3	1:A:156:ALA:HB3	3	0.55
(1,587)	1:A:111:ILE:H	1:A:110:GLY:HA3	2	0.55
(1,538)	1:A:104:VAL:HG21	1:A:170:ARG:HD2	10	0.55
(1,538)	1:A:104:VAL:HG21	1:A:170:ARG:HD3	10	0.55
(1,538)	1:A:104:VAL:HG22	1:A:170:ARG:HD2	10	0.55
(1,538)	1:A:104:VAL:HG22	1:A:170:ARG:HD3	10	0.55
(1,538)	1:A:104:VAL:HG23	1:A:170:ARG:HD2	10	0.55
(1,538)	1:A:104:VAL:HG23	1:A:170:ARG:HD3	10	0.55
(1,533)	1:A:104:VAL:H	1:A:104:VAL:HB	4	0.55
(1,493)	1:A:88:ILE:H	1:A:88:ILE:HB	11	0.55
(1,49)	1:A:13:ASP:H	1:A:13:ASP:HB2	8	0.55
(1,488)	1:A:87:LEU:HA	1:A:88:ILE:H	14	0.55
(1,482)	1:A:86:GLY:H	1:A:86:GLY:HA2	13	0.55
(1,454)	1:A:80:SER:H	1:A:78:LEU:HB2	11	0.55
(1,429)	1:A:77:GLN:H	1:A:77:GLN:HG2	4	0.55
(1,414)	1:A:75:GLU:H	1:A:73:LEU:HD11	2	0.55
(1,414)	1:A:75:GLU:H	1:A:73:LEU:HD12	2	0.55
(1,414)	1:A:75:GLU:H	1:A:73:LEU:HD13	2	0.55
(1,369)	1:A:70:TYR:H	1:A:71:LEU:H	11	0.55
(1,366)	1:A:69:GLU:H	1:A:69:GLU:HB2	10	0.55
(1,366)	1:A:69:GLU:H	1:A:69:GLU:HB2	15	0.55
(1,345)	1:A:67:GLY:H	1:A:68:VAL:H	14	0.55
(1,307)	1:A:58:LEU:H	1:A:58:LEU:HD11	6	0.55
(1,307)	1:A:58:LEU:H	1:A:58:LEU:HD12	6	0.55
(1,307)	1:A:58:LEU:H	1:A:58:LEU:HD13	6	0.55
(1,30)	1:A:9:THR:H	1:A:9:THR:HA	1	0.55
(1,30)	1:A:9:THR:H	1:A:9:THR:HA	11	0.55
(1,3)	1:A:5:PHE:H	1:A:4:LEU:H	6	0.55
(1,286)	1:A:55:THR:H	1:A:55:THR:HA	4	0.55
(1,286)	1:A:55:THR:H	1:A:55:THR:HA	5	0.55
(1,2551)	1:B:67:GLY:H	1:A:66:LYS:HB2	7	0.55
(1,2551)	1:B:67:GLY:H	1:A:66:LYS:HB3	7	0.55
(1,2549)	1:A:120:GLY:H	1:B:189:PHE:HB2	3	0.55
(1,2549)	1:A:120:GLY:H	1:B:189:PHE:HB3	3	0.55
(1,2543)	1:A:116:GLY:H	1:B:189:PHE:HB2	6	0.55
(1,2543)	1:A:116:GLY:H	1:B:189:PHE:HB3	6	0.55
(1,2535)	1:A:93:TRP:HE1	1:B:175:THR:HB	10	0.55
(1,2505)	2:C:19:CYS:H	2:C:20:SER:H	14	0.55
(1,2499)	2:C:11:PHE:H	2:C:12:LYS:H	4	0.55

*Continued on next page...*

*Continued from previous page...*

Key	Atom-1	Atom-2	Model ID	Violation (Å)
(1,242)	1:A:45:ILE:H	1:A:46:SER:H	6	0.55
(1,2363)	1:B:198:MET:HE1	1:B:199:GLY:H	5	0.55
(1,2363)	1:B:198:MET:HE2	1:B:199:GLY:H	5	0.55
(1,2363)	1:B:198:MET:HE3	1:B:199:GLY:H	5	0.55
(1,2340)	1:B:193:LYS:H	1:B:193:LYS:HB2	5	0.55
(1,2338)	1:B:192:SER:HB2	1:B:193:LYS:H	15	0.55
(1,2326)	1:B:190:LYS:H	1:B:190:LYS:HE2	14	0.55
(1,2306)	1:B:188:LEU:H	1:B:188:LEU:HB2	5	0.55
(1,2278)	1:B:185:THR:H	1:B:185:THR:HB	15	0.55
(1,225)	1:A:42:ASN:H	1:A:42:ASN:HB2	13	0.55
(1,2197)	1:B:175:THR:HG21	1:B:212:TRP:HE1	2	0.55
(1,2197)	1:B:175:THR:HG22	1:B:212:TRP:HE1	2	0.55
(1,2197)	1:B:175:THR:HG23	1:B:212:TRP:HE1	2	0.55
(1,2195)	1:B:175:THR:H	1:B:175:THR:HB	13	0.55
(1,2152)	1:B:166:ILE:H	1:B:166:ILE:HB	10	0.55
(1,2142)	1:B:164:SER:H	1:B:211:VAL:HB	8	0.55
(1,2133)	1:B:163:ASN:H	1:B:163:ASN:HA	6	0.55
(1,2133)	1:B:163:ASN:H	1:B:163:ASN:HA	7	0.55
(1,2133)	1:B:163:ASN:H	1:B:163:ASN:HA	8	0.55
(1,2133)	1:B:163:ASN:H	1:B:163:ASN:HA	9	0.55
(1,2133)	1:B:163:ASN:H	1:B:163:ASN:HA	10	0.55
(1,2133)	1:B:163:ASN:H	1:B:163:ASN:HA	13	0.55
(1,213)	1:A:41:ILE:H	1:A:41:ILE:HB	15	0.55
(1,2115)	1:B:161:ILE:H	1:B:161:ILE:HA	3	0.55
(1,2115)	1:B:161:ILE:H	1:B:161:ILE:HA	7	0.55
(1,2115)	1:B:161:ILE:H	1:B:161:ILE:HA	10	0.55
(1,2101)	1:B:159:TYR:H	1:B:159:TYR:HB3	8	0.55
(1,2085)	1:B:157:LEU:HD11	1:B:204:MET:HG2	7	0.55
(1,2085)	1:B:157:LEU:HD11	1:B:204:MET:HG3	7	0.55
(1,2085)	1:B:157:LEU:HD12	1:B:204:MET:HG2	7	0.55
(1,2085)	1:B:157:LEU:HD12	1:B:204:MET:HG3	7	0.55
(1,2085)	1:B:157:LEU:HD13	1:B:204:MET:HG2	7	0.55
(1,2085)	1:B:157:LEU:HD13	1:B:204:MET:HG3	7	0.55
(1,2085)	1:B:157:LEU:HD21	1:B:204:MET:HG2	7	0.55
(1,2085)	1:B:157:LEU:HD21	1:B:204:MET:HG3	7	0.55
(1,2085)	1:B:157:LEU:HD22	1:B:204:MET:HG2	7	0.55
(1,2085)	1:B:157:LEU:HD22	1:B:204:MET:HG3	7	0.55
(1,2085)	1:B:157:LEU:HD23	1:B:204:MET:HG2	7	0.55
(1,2085)	1:B:157:LEU:HD23	1:B:204:MET:HG3	7	0.55
(1,2047)	1:B:154:ILE:H	1:B:154:ILE:HB	1	0.55
(1,2047)	1:B:154:ILE:H	1:B:154:ILE:HB	15	0.55
(1,2017)	1:B:150:ASN:H	1:B:150:ASN:HA	3	0.55

*Continued on next page...*

*Continued from previous page...*

Key	Atom-1	Atom-2	Model ID	Violation (Å)
(1,2001)	1:B:142:THR:H	1:B:142:THR:HA	13	0.55
(1,1996)	1:B:141:ILE:H	1:B:141:ILE:HB	12	0.55
(1,1960)	1:B:134:LEU:H	1:B:134:LEU:HB2	13	0.55
(1,1953)	1:B:133:GLN:HB2	1:B:134:LEU:H	6	0.55
(1,1950)	1:B:133:GLN:H	1:B:133:GLN:HG2	14	0.55
(1,1939)	1:B:130:GLY:H	1:B:130:GLY:HA2	12	0.55
(1,1899)	1:B:119:GLN:H	1:B:119:GLN:HG2	7	0.55
(1,1852)	1:B:114:PHE:H	1:B:114:PHE:HB2	1	0.55
(1,1837)	1:B:111:ILE:HB	1:B:112:GLY:H	3	0.55
(1,181)	1:A:37:PHE:H	1:A:36:GLY:H	13	0.55
(1,1797)	1:B:106:LEU:H	1:B:105:TYR:HB2	7	0.55
(1,1777)	1:B:104:VAL:H	1:B:104:VAL:HB	13	0.55
(1,1761)	1:B:96:ASP:H	1:B:97:LEU:HD11	1	0.55
(1,1761)	1:B:96:ASP:H	1:B:97:LEU:HD12	1	0.55
(1,1761)	1:B:96:ASP:H	1:B:97:LEU:HD13	1	0.55
(1,1737)	1:B:88:ILE:H	1:B:88:ILE:HB	6	0.55
(1,1735)	1:B:88:ILE:H	1:B:88:ILE:HG12	2	0.55
(1,172)	1:A:36:GLY:H	1:A:35:LEU:H	5	0.55
(1,1698)	1:B:80:SER:H	1:B:78:LEU:HB2	11	0.55
(1,1691)	1:B:79:SER:H	1:B:79:SER:HB2	15	0.55
(1,1673)	1:B:77:GLN:H	1:B:77:GLN:HG2	15	0.55
(1,167)	1:A:35:LEU:HB2	1:A:35:LEU:H	8	0.55
(1,1660)	1:B:75:GLU:H	1:B:74:GLU:H	10	0.55
(1,1603)	1:B:68:VAL:H	1:B:68:VAL:HG11	6	0.55
(1,1603)	1:B:68:VAL:H	1:B:68:VAL:HG12	6	0.55
(1,1603)	1:B:68:VAL:H	1:B:68:VAL:HG13	6	0.55
(1,1603)	1:B:68:VAL:H	1:B:68:VAL:HG11	10	0.55
(1,1603)	1:B:68:VAL:H	1:B:68:VAL:HG12	10	0.55
(1,1603)	1:B:68:VAL:H	1:B:68:VAL:HG13	10	0.55
(1,1545)	1:B:57:ARG:HB2	1:B:58:LEU:H	14	0.55
(1,1530)	1:B:55:THR:H	1:B:55:THR:HA	1	0.55
(1,1510)	1:B:51:MET:H	1:B:52:HIS:H	12	0.55
(1,1486)	1:B:45:ILE:H	1:B:46:SER:H	6	0.55
(1,1430)	1:B:37:PHE:H	1:B:37:PHE:HB3	1	0.55
(1,1411)	1:B:35:LEU:HB2	1:B:35:LEU:H	15	0.55
(1,1371)	1:B:30:SER:H	1:B:30:SER:HB3	15	0.55
(1,1369)	1:B:30:SER:H	1:B:30:SER:HB2	15	0.55
(1,1358)	1:B:28:GLU:H	1:B:28:GLU:HB2	11	0.55
(1,1348)	1:B:25:LYS:H	1:B:25:LYS:HD3	9	0.55
(1,1331)	1:B:21:GLN:H	1:B:22:ASP:H	11	0.55
(1,1310)	1:B:15:ASN:HB3	1:B:16:ALA:H	12	0.55
(1,1287)	1:B:12:ASP:H	1:B:12:ASP:HB2	4	0.55

*Continued on next page...*

*Continued from previous page...*

Key	Atom-1	Atom-2	Model ID	Violation (Å)
(1,1284)	1:B:12:ASP:H	1:B:11:THR:HB	3	0.55
(1,1274)	1:B:9:THR:H	1:B:9:THR:HA	8	0.55
(1,1272)	1:B:9:THR:H	1:B:8:LYS:HA	4	0.55
(1,1256)	1:B:6:GLY:H	1:B:6:GLY:HA2	7	0.55
(1,1239)	1:A:219:LEU:H	1:A:219:LEU:HB2	7	0.55
(1,1238)	1:A:219:LEU:H	1:A:219:LEU:HA	13	0.55
(1,1115)	1:A:198:MET:H	1:A:198:MET:HG2	15	0.55
(1,1104)	1:A:195:LEU:H	1:A:195:LEU:HB2	3	0.55
(1,11)	1:A:6:GLY:H	1:A:5:PHE:H	6	0.55
(1,1079)	1:A:189:PHE:HB2	1:A:189:PHE:H	14	0.55
(1,1062)	1:A:188:LEU:H	1:A:188:LEU:HB2	4	0.55
(1,1034)	1:A:185:THR:H	1:A:185:THR:HB	7	0.55
(2,93)	1:A:152:ALA:H	1:B:182:GLY:H	10	0.54
(2,90)	1:A:152:ALA:H	1:B:179:ILE:H	7	0.54
(1,953)	1:A:175:THR:HG21	1:A:212:TRP:HE1	11	0.54
(1,953)	1:A:175:THR:HG22	1:A:212:TRP:HE1	11	0.54
(1,953)	1:A:175:THR:HG23	1:A:212:TRP:HE1	11	0.54
(1,95)	1:A:23:THR:H	1:A:23:THR:HG21	11	0.54
(1,95)	1:A:23:THR:H	1:A:23:THR:HG22	11	0.54
(1,95)	1:A:23:THR:H	1:A:23:THR:HG23	11	0.54
(1,933)	1:A:170:ARG:H	1:A:170:ARG:HB2	4	0.54
(1,921)	1:A:168:ALA:HB1	1:A:211:VAL:HG21	11	0.54
(1,921)	1:A:168:ALA:HB1	1:A:211:VAL:HG22	11	0.54
(1,921)	1:A:168:ALA:HB1	1:A:211:VAL:HG23	11	0.54
(1,921)	1:A:168:ALA:HB2	1:A:211:VAL:HG21	11	0.54
(1,921)	1:A:168:ALA:HB2	1:A:211:VAL:HG22	11	0.54
(1,921)	1:A:168:ALA:HB2	1:A:211:VAL:HG23	11	0.54
(1,921)	1:A:168:ALA:HB3	1:A:211:VAL:HG21	11	0.54
(1,921)	1:A:168:ALA:HB3	1:A:211:VAL:HG22	11	0.54
(1,921)	1:A:168:ALA:HB3	1:A:211:VAL:HG23	11	0.54
(1,92)	1:A:22:ASP:H	1:A:23:THR:H	4	0.54
(1,908)	1:A:166:ILE:H	1:A:166:ILE:HB	3	0.54
(1,908)	1:A:166:ILE:H	1:A:166:ILE:HB	15	0.54
(1,889)	1:A:163:ASN:H	1:A:163:ASN:HA	2	0.54
(1,889)	1:A:163:ASN:H	1:A:163:ASN:HA	6	0.54
(1,889)	1:A:163:ASN:H	1:A:163:ASN:HA	7	0.54
(1,889)	1:A:163:ASN:H	1:A:163:ASN:HA	10	0.54
(1,889)	1:A:163:ASN:H	1:A:163:ASN:HA	11	0.54
(1,889)	1:A:163:ASN:H	1:A:163:ASN:HA	13	0.54
(1,871)	1:A:161:ILE:H	1:A:161:ILE:HA	14	0.54
(1,856)	1:A:159:TYR:HB3	1:A:158:SER:H	3	0.54
(1,788)	1:A:152:ALA:HB1	1:A:153:GLY:H	6	0.54

*Continued on next page...*

*Continued from previous page...*

Key	Atom-1	Atom-2	Model ID	Violation (Å)
(1,788)	1:A:152:ALA:HB2	1:A:153:GLY:H	6	0.54
(1,788)	1:A:152:ALA:HB3	1:A:153:GLY:H	6	0.54
(1,775)	1:A:150:ASN:H	1:A:150:ASN:HB2	7	0.54
(1,773)	1:A:150:ASN:H	1:A:150:ASN:HA	6	0.54
(1,773)	1:A:150:ASN:H	1:A:150:ASN:HA	14	0.54
(1,773)	1:A:150:ASN:H	1:A:150:ASN:HA	15	0.54
(1,767)	1:A:148:LEU:H	1:A:148:LEU:HD11	4	0.54
(1,767)	1:A:148:LEU:H	1:A:148:LEU:HD12	4	0.54
(1,767)	1:A:148:LEU:H	1:A:148:LEU:HD13	4	0.54
(1,762)	1:A:145:GLY:H	1:A:145:GLY:HA3	14	0.54
(1,76)	1:A:18:VAL:HA	1:A:18:VAL:H	5	0.54
(1,76)	1:A:18:VAL:HA	1:A:18:VAL:H	9	0.54
(1,757)	1:A:142:THR:H	1:A:142:THR:HA	8	0.54
(1,751)	1:A:141:ILE:H	1:A:141:ILE:HA	3	0.54
(1,751)	1:A:141:ILE:H	1:A:141:ILE:HA	10	0.54
(1,751)	1:A:141:ILE:H	1:A:141:ILE:HA	12	0.54
(1,751)	1:A:141:ILE:H	1:A:141:ILE:HA	15	0.54
(1,747)	1:A:139:ASN:H	1:A:139:ASN:HB2	14	0.54
(1,732)	1:A:136:THR:H	1:A:136:THR:HB	7	0.54
(1,732)	1:A:136:THR:H	1:A:136:THR:HB	8	0.54
(1,732)	1:A:136:THR:H	1:A:136:THR:HB	15	0.54
(1,695)	1:A:130:GLY:H	1:A:130:GLY:HA2	4	0.54
(1,691)	1:A:127:ASN:H	1:A:127:ASN:HB2	1	0.54
(1,669)	1:A:121:LEU:H	1:A:121:LEU:HB2	4	0.54
(1,669)	1:A:121:LEU:H	1:A:121:LEU:HB2	13	0.54
(1,660)	1:A:119:GLN:H	1:A:120:GLY:H	5	0.54
(1,660)	1:A:119:GLN:H	1:A:120:GLY:H	15	0.54
(1,651)	1:A:118:MET:HE1	1:A:159:TYR:HB2	1	0.54
(1,651)	1:A:118:MET:HE1	1:A:159:TYR:HB3	1	0.54
(1,651)	1:A:118:MET:HE2	1:A:159:TYR:HB2	1	0.54
(1,651)	1:A:118:MET:HE2	1:A:159:TYR:HB3	1	0.54
(1,651)	1:A:118:MET:HE3	1:A:159:TYR:HB2	1	0.54
(1,651)	1:A:118:MET:HE3	1:A:159:TYR:HB3	1	0.54
(1,647)	1:A:118:MET:HE1	1:A:155:LEU:HD21	12	0.54
(1,647)	1:A:118:MET:HE1	1:A:155:LEU:HD22	12	0.54
(1,647)	1:A:118:MET:HE1	1:A:155:LEU:HD23	12	0.54
(1,647)	1:A:118:MET:HE2	1:A:155:LEU:HD21	12	0.54
(1,647)	1:A:118:MET:HE2	1:A:155:LEU:HD22	12	0.54
(1,647)	1:A:118:MET:HE2	1:A:155:LEU:HD23	12	0.54
(1,647)	1:A:118:MET:HE3	1:A:155:LEU:HD21	12	0.54
(1,647)	1:A:118:MET:HE3	1:A:155:LEU:HD22	12	0.54
(1,647)	1:A:118:MET:HE3	1:A:155:LEU:HD23	12	0.54

*Continued on next page...*

*Continued from previous page...*

Key	Atom-1	Atom-2	Model ID	Violation (Å)
(1,631)	1:A:117:MET:H	1:A:116:GLY:H	11	0.54
(1,62)	1:A:15:ASN:H	1:A:15:ASN:HB3	4	0.54
(1,587)	1:A:111:ILE:H	1:A:110:GLY:HA3	8	0.54
(1,553)	1:A:106:LEU:H	1:A:105:TYR:HB2	4	0.54
(1,533)	1:A:104:VAL:H	1:A:104:VAL:HB	6	0.54
(1,469)	1:A:81:LEU:H	1:A:82:GLU:H	10	0.54
(1,453)	1:A:80:SER:H	1:A:77:GLN:HB2	14	0.54
(1,416)	1:A:75:GLU:H	1:A:74:GLU:H	2	0.54
(1,416)	1:A:75:GLU:H	1:A:74:GLU:H	10	0.54
(1,414)	1:A:75:GLU:H	1:A:73:LEU:HD11	1	0.54
(1,414)	1:A:75:GLU:H	1:A:73:LEU:HD12	1	0.54
(1,414)	1:A:75:GLU:H	1:A:73:LEU:HD13	1	0.54
(1,35)	1:A:11:THR:H	1:A:11:THR:HB	8	0.54
(1,345)	1:A:67:GLY:H	1:A:68:VAL:H	9	0.54
(1,319)	1:A:64:LEU:H	1:A:65:ASP:H	11	0.54
(1,30)	1:A:9:THR:H	1:A:9:THR:HA	10	0.54
(1,286)	1:A:55:THR:H	1:A:55:THR:HA	1	0.54
(1,286)	1:A:55:THR:H	1:A:55:THR:HA	7	0.54
(1,286)	1:A:55:THR:H	1:A:55:THR:HA	10	0.54
(1,286)	1:A:55:THR:H	1:A:55:THR:HA	14	0.54
(1,265)	1:A:51:MET:HA	1:A:52:HIS:H	3	0.54
(1,260)	1:A:50:GLY:HA2	1:A:51:MET:H	6	0.54
(1,2593)	2:C:23:TYR:H	1:A:69:GLU:HB2	14	0.54
(1,2593)	2:C:23:TYR:H	1:A:69:GLU:HB3	14	0.54
(1,2593)	2:C:23:TYR:H	1:B:69:GLU:HB2	14	0.54
(1,2593)	2:C:23:TYR:H	1:B:69:GLU:HB3	14	0.54
(1,2593)	2:C:23:TYR:H	1:A:69:GLU:HB2	15	0.54
(1,2593)	2:C:23:TYR:H	1:A:69:GLU:HB3	15	0.54
(1,2593)	2:C:23:TYR:H	1:B:69:GLU:HB2	15	0.54
(1,2593)	2:C:23:TYR:H	1:B:69:GLU:HB3	15	0.54
(1,2591)	2:C:25:LEU:H	1:A:65:ASP:HB2	2	0.54
(1,2591)	2:C:25:LEU:H	1:A:65:ASP:HB3	2	0.54
(1,2591)	2:C:25:LEU:H	1:B:65:ASP:HB2	2	0.54
(1,2591)	2:C:25:LEU:H	1:B:65:ASP:HB3	2	0.54
(1,2549)	1:A:120:GLY:H	1:B:189:PHE:HB2	8	0.54
(1,2549)	1:A:120:GLY:H	1:B:189:PHE:HB3	8	0.54
(1,2537)	1:A:105:TYR:H	1:B:179:ILE:HD11	7	0.54
(1,2537)	1:A:105:TYR:H	1:B:179:ILE:HD12	7	0.54
(1,2537)	1:A:105:TYR:H	1:B:179:ILE:HD13	7	0.54
(1,253)	1:A:49:GLY:H	1:A:48:PRO:HA	13	0.54
(1,2348)	1:B:195:LEU:H	1:B:195:LEU:HB2	11	0.54
(1,2344)	1:B:194:GLY:H	1:B:194:GLY:HA3	2	0.54

*Continued on next page...*



*Continued from previous page...*

Key	Atom-1	Atom-2	Model ID	Violation (Å)
(1,2343)	1:B:194:GLY:H	1:B:194:GLY:HA2	8	0.54
(1,2311)	1:B:188:LEU:HD21	1:B:190:LYS:H	13	0.54
(1,2311)	1:B:188:LEU:HD22	1:B:190:LYS:H	13	0.54
(1,2311)	1:B:188:LEU:HD23	1:B:190:LYS:H	13	0.54
(1,22)	1:A:8:LYS:H	1:A:8:LYS:HB2	2	0.54
(1,22)	1:A:8:LYS:H	1:A:8:LYS:HB2	7	0.54
(1,2177)	1:B:170:ARG:H	1:B:170:ARG:HB2	9	0.54
(1,2177)	1:B:170:ARG:H	1:B:170:ARG:HB2	12	0.54
(1,2171)	1:B:169:LEU:H	1:B:169:LEU:HB2	3	0.54
(1,2152)	1:B:166:ILE:H	1:B:166:ILE:HB	6	0.54
(1,2152)	1:B:166:ILE:H	1:B:166:ILE:HB	7	0.54
(1,2133)	1:B:163:ASN:H	1:B:163:ASN:HA	2	0.54
(1,2133)	1:B:163:ASN:H	1:B:163:ASN:HA	5	0.54
(1,2133)	1:B:163:ASN:H	1:B:163:ASN:HA	14	0.54
(1,2101)	1:B:159:TYR:H	1:B:159:TYR:HB3	1	0.54
(1,2082)	1:B:157:LEU:HD11	1:B:203:ALA:HB1	14	0.54
(1,2082)	1:B:157:LEU:HD11	1:B:203:ALA:HB2	14	0.54
(1,2082)	1:B:157:LEU:HD11	1:B:203:ALA:HB3	14	0.54
(1,2082)	1:B:157:LEU:HD12	1:B:203:ALA:HB1	14	0.54
(1,2082)	1:B:157:LEU:HD12	1:B:203:ALA:HB2	14	0.54
(1,2082)	1:B:157:LEU:HD12	1:B:203:ALA:HB3	14	0.54
(1,2082)	1:B:157:LEU:HD13	1:B:203:ALA:HB1	14	0.54
(1,2082)	1:B:157:LEU:HD13	1:B:203:ALA:HB2	14	0.54
(1,2082)	1:B:157:LEU:HD13	1:B:203:ALA:HB3	14	0.54
(1,2082)	1:B:157:LEU:HD21	1:B:203:ALA:HB1	14	0.54
(1,2082)	1:B:157:LEU:HD21	1:B:203:ALA:HB2	14	0.54
(1,2082)	1:B:157:LEU:HD21	1:B:203:ALA:HB3	14	0.54
(1,2082)	1:B:157:LEU:HD22	1:B:203:ALA:HB1	14	0.54
(1,2082)	1:B:157:LEU:HD22	1:B:203:ALA:HB2	14	0.54
(1,2082)	1:B:157:LEU:HD22	1:B:203:ALA:HB3	14	0.54
(1,2082)	1:B:157:LEU:HD23	1:B:203:ALA:HB1	14	0.54
(1,2082)	1:B:157:LEU:HD23	1:B:203:ALA:HB2	14	0.54
(1,2082)	1:B:157:LEU:HD23	1:B:203:ALA:HB3	14	0.54
(1,2071)	1:B:156:ALA:HB1	1:B:118:MET:HB2	5	0.54
(1,2071)	1:B:156:ALA:HB1	1:B:118:MET:HB3	5	0.54
(1,2071)	1:B:156:ALA:HB2	1:B:118:MET:HB2	5	0.54
(1,2071)	1:B:156:ALA:HB2	1:B:118:MET:HB3	5	0.54
(1,2071)	1:B:156:ALA:HB3	1:B:118:MET:HB2	5	0.54
(1,2071)	1:B:156:ALA:HB3	1:B:118:MET:HB3	5	0.54
(1,2017)	1:B:150:ASN:H	1:B:150:ASN:HA	1	0.54
(1,2014)	1:B:149:GLY:H	1:B:149:GLY:HA3	9	0.54
(1,2009)	1:B:147:PHE:H	1:B:147:PHE:HB2	13	0.54

*Continued on next page...*

*Continued from previous page...*

Key	Atom-1	Atom-2	Model ID	Violation (Å)
(1,2008)	1:B:147:PHE:H	1:B:147:PHE:HE1	3	0.54
(1,2008)	1:B:147:PHE:H	1:B:147:PHE:HE2	3	0.54
(1,2001)	1:B:142:THR:H	1:B:142:THR:HA	14	0.54
(1,1996)	1:B:141:ILE:H	1:B:141:ILE:HB	7	0.54
(1,1983)	1:B:137:VAL:H	1:B:137:VAL:HB	9	0.54
(1,1976)	1:B:136:THR:H	1:B:136:THR:HB	6	0.54
(1,1976)	1:B:136:THR:H	1:B:136:THR:HB	13	0.54
(1,1953)	1:B:133:GLN:HB2	1:B:134:LEU:H	10	0.54
(1,1940)	1:B:130:GLY:HA2	1:B:131:LYS:H	11	0.54
(1,1920)	1:B:121:LEU:HD11	1:B:152:ALA:HB1	13	0.54
(1,1920)	1:B:121:LEU:HD11	1:B:152:ALA:HB2	13	0.54
(1,1920)	1:B:121:LEU:HD11	1:B:152:ALA:HB3	13	0.54
(1,1920)	1:B:121:LEU:HD12	1:B:152:ALA:HB1	13	0.54
(1,1920)	1:B:121:LEU:HD12	1:B:152:ALA:HB2	13	0.54
(1,1920)	1:B:121:LEU:HD12	1:B:152:ALA:HB3	13	0.54
(1,1920)	1:B:121:LEU:HD13	1:B:152:ALA:HB1	13	0.54
(1,1920)	1:B:121:LEU:HD13	1:B:152:ALA:HB2	13	0.54
(1,1920)	1:B:121:LEU:HD13	1:B:152:ALA:HB3	13	0.54
(1,1913)	1:B:121:LEU:H	1:B:121:LEU:HB2	10	0.54
(1,1886)	1:B:118:MET:H	1:B:118:MET:HE1	14	0.54
(1,1886)	1:B:118:MET:H	1:B:118:MET:HE2	14	0.54
(1,1886)	1:B:118:MET:H	1:B:118:MET:HE3	14	0.54
(1,1851)	1:B:114:PHE:H	1:B:114:PHE:HB3	1	0.54
(1,181)	1:A:37:PHE:H	1:A:36:GLY:H	3	0.54
(1,1797)	1:B:106:LEU:H	1:B:105:TYR:HB2	1	0.54
(1,172)	1:A:36:GLY:H	1:A:35:LEU:H	2	0.54
(1,1680)	1:B:78:LEU:H	1:B:78:LEU:HB2	2	0.54
(1,1672)	1:B:77:GLN:H	1:B:77:GLN:HB2	1	0.54
(1,1660)	1:B:75:GLU:H	1:B:74:GLU:H	12	0.54
(1,1610)	1:B:69:GLU:H	1:B:69:GLU:HB2	6	0.54
(1,1603)	1:B:68:VAL:H	1:B:68:VAL:HG11	11	0.54
(1,1603)	1:B:68:VAL:H	1:B:68:VAL:HG12	11	0.54
(1,1603)	1:B:68:VAL:H	1:B:68:VAL:HG13	11	0.54
(1,1599)	1:B:68:VAL:H	1:B:69:GLU:H	1	0.54
(1,1530)	1:B:55:THR:H	1:B:55:THR:HA	3	0.54
(1,1530)	1:B:55:THR:H	1:B:55:THR:HA	10	0.54
(1,1530)	1:B:55:THR:H	1:B:55:THR:HA	13	0.54
(1,1497)	1:B:49:GLY:H	1:B:48:PRO:HA	1	0.54
(1,1497)	1:B:49:GLY:H	1:B:48:PRO:HA	4	0.54
(1,1469)	1:B:42:ASN:H	1:B:42:ASN:HB2	4	0.54
(1,144)	1:A:32:LYS:H	1:A:33:GLN:H	1	0.54
(1,1366)	1:B:29:LEU:H	1:B:29:LEU:HB2	14	0.54

*Continued on next page...*

*Continued from previous page...*

Key	Atom-1	Atom-2	Model ID	Violation (Å)
(1,1351)	1:B:27:LYS:H	1:B:26:PRO:HG2	8	0.54
(1,1336)	1:B:22:ASP:H	1:B:23:THR:H	10	0.54
(1,1320)	1:B:18:VAL:HA	1:B:18:VAL:H	10	0.54
(1,1306)	1:B:15:ASN:H	1:B:15:ASN:HB3	15	0.54
(1,1264)	1:B:8:LYS:H	1:B:7:ASP:HA	6	0.54
(1,1245)	1:B:4:LEU:HD11	1:B:4:LEU:H	15	0.54
(1,1245)	1:B:4:LEU:HD12	1:B:4:LEU:H	15	0.54
(1,1245)	1:B:4:LEU:HD13	1:B:4:LEU:H	15	0.54
(1,1238)	1:A:219:LEU:H	1:A:219:LEU:HA	15	0.54
(1,1231)	1:A:216:LYS:H	1:A:216:LYS:HG2	13	0.54
(1,12)	1:A:6:GLY:H	1:A:6:GLY:HA2	5	0.54
(1,12)	1:A:6:GLY:H	1:A:6:GLY:HA2	15	0.54
(1,1090)	1:A:191:SER:H	1:A:191:SER:HB2	4	0.54
(1,1089)	1:A:191:SER:H	1:A:191:SER:HB3	6	0.54
(1,1078)	1:A:189:PHE:H	1:A:189:PHE:HD1	12	0.54
(1,1078)	1:A:189:PHE:H	1:A:189:PHE:HD2	12	0.54
(1,1067)	1:A:188:LEU:HD21	1:A:190:LYS:H	11	0.54
(1,1067)	1:A:188:LEU:HD22	1:A:190:LYS:H	11	0.54
(1,1067)	1:A:188:LEU:HD23	1:A:190:LYS:H	11	0.54
(2,335)	1:B:152:ALA:H	1:A:182:GLY:H	4	0.53
(1,96)	1:A:23:THR:HA	1:A:24:THR:H	4	0.53
(1,954)	1:A:176:ALA:HB1	1:A:176:ALA:H	13	0.53
(1,954)	1:A:176:ALA:HB2	1:A:176:ALA:H	13	0.53
(1,954)	1:A:176:ALA:HB3	1:A:176:ALA:H	13	0.53
(1,951)	1:A:175:THR:H	1:A:175:THR:HB	7	0.53
(1,87)	1:A:21:GLN:H	1:A:22:ASP:H	3	0.53
(1,842)	1:A:157:LEU:HD11	1:A:204:MET:HE1	12	0.53
(1,842)	1:A:157:LEU:HD11	1:A:204:MET:HE2	12	0.53
(1,842)	1:A:157:LEU:HD11	1:A:204:MET:HE3	12	0.53
(1,842)	1:A:157:LEU:HD12	1:A:204:MET:HE1	12	0.53
(1,842)	1:A:157:LEU:HD12	1:A:204:MET:HE2	12	0.53
(1,842)	1:A:157:LEU:HD12	1:A:204:MET:HE3	12	0.53
(1,842)	1:A:157:LEU:HD13	1:A:204:MET:HE1	12	0.53
(1,842)	1:A:157:LEU:HD13	1:A:204:MET:HE2	12	0.53
(1,842)	1:A:157:LEU:HD13	1:A:204:MET:HE3	12	0.53
(1,842)	1:A:157:LEU:HD21	1:A:204:MET:HE1	12	0.53
(1,842)	1:A:157:LEU:HD21	1:A:204:MET:HE2	12	0.53
(1,842)	1:A:157:LEU:HD21	1:A:204:MET:HE3	12	0.53
(1,842)	1:A:157:LEU:HD22	1:A:204:MET:HE1	12	0.53
(1,842)	1:A:157:LEU:HD22	1:A:204:MET:HE2	12	0.53
(1,842)	1:A:157:LEU:HD22	1:A:204:MET:HE3	12	0.53
(1,842)	1:A:157:LEU:HD23	1:A:204:MET:HE1	12	0.53

*Continued on next page...*

*Continued from previous page...*

Key	Atom-1	Atom-2	Model ID	Violation (Å)
(1,842)	1:A:157:LEU:HD23	1:A:204:MET:HE2	12	0.53
(1,842)	1:A:157:LEU:HD23	1:A:204:MET:HE3	12	0.53
(1,807)	1:A:154:ILE:H	1:A:154:ILE:HG13	1	0.53
(1,773)	1:A:150:ASN:H	1:A:150:ASN:HA	1	0.53
(1,773)	1:A:150:ASN:H	1:A:150:ASN:HA	3	0.53
(1,773)	1:A:150:ASN:H	1:A:150:ASN:HA	7	0.53
(1,773)	1:A:150:ASN:H	1:A:150:ASN:HA	8	0.53
(1,762)	1:A:145:GLY:H	1:A:145:GLY:HA3	3	0.53
(1,762)	1:A:145:GLY:H	1:A:145:GLY:HA3	6	0.53
(1,762)	1:A:145:GLY:H	1:A:145:GLY:HA3	11	0.53
(1,749)	1:A:140:HIS:H	1:A:140:HIS:HB2	2	0.53
(1,739)	1:A:137:VAL:H	1:A:137:VAL:HB	9	0.53
(1,660)	1:A:119:GLN:H	1:A:120:GLY:H	6	0.53
(1,642)	1:A:118:MET:H	1:A:118:MET:HE1	14	0.53
(1,642)	1:A:118:MET:H	1:A:118:MET:HE2	14	0.53
(1,642)	1:A:118:MET:H	1:A:118:MET:HE3	14	0.53
(1,593)	1:A:111:ILE:HB	1:A:112:GLY:H	9	0.53
(1,555)	1:A:106:LEU:H	1:A:106:LEU:HG	13	0.53
(1,553)	1:A:106:LEU:H	1:A:105:TYR:HB2	14	0.53
(1,533)	1:A:104:VAL:H	1:A:104:VAL:HB	2	0.53
(1,488)	1:A:87:LEU:HA	1:A:88:ILE:H	11	0.53
(1,484)	1:A:87:LEU:H	1:A:87:LEU:HB2	12	0.53
(1,484)	1:A:87:LEU:H	1:A:87:LEU:HB2	15	0.53
(1,481)	1:A:86:GLY:H	1:A:86:GLY:HA3	14	0.53
(1,469)	1:A:81:LEU:H	1:A:82:GLU:H	15	0.53
(1,414)	1:A:75:GLU:H	1:A:73:LEU:HD11	15	0.53
(1,414)	1:A:75:GLU:H	1:A:73:LEU:HD12	15	0.53
(1,414)	1:A:75:GLU:H	1:A:73:LEU:HD13	15	0.53
(1,366)	1:A:69:GLU:H	1:A:69:GLU:HB2	7	0.53
(1,287)	1:A:55:THR:H	1:A:55:THR:HG21	4	0.53
(1,287)	1:A:55:THR:H	1:A:55:THR:HG22	4	0.53
(1,287)	1:A:55:THR:H	1:A:55:THR:HG23	4	0.53
(1,286)	1:A:55:THR:H	1:A:55:THR:HA	6	0.53
(1,286)	1:A:55:THR:H	1:A:55:THR:HA	13	0.53
(1,279)	1:A:53:VAL:HG11	1:A:56:ALA:H	6	0.53
(1,279)	1:A:53:VAL:HG12	1:A:56:ALA:H	6	0.53
(1,279)	1:A:53:VAL:HG13	1:A:56:ALA:H	6	0.53
(1,270)	1:A:53:VAL:H	1:A:52:HIS:HA	5	0.53
(1,2593)	2:C:23:TYR:H	1:A:69:GLU:HB2	12	0.53
(1,2593)	2:C:23:TYR:H	1:A:69:GLU:HB3	12	0.53
(1,2593)	2:C:23:TYR:H	1:B:69:GLU:HB2	12	0.53
(1,2593)	2:C:23:TYR:H	1:B:69:GLU:HB3	12	0.53

*Continued on next page...*

*Continued from previous page...*

Key	Atom-1	Atom-2	Model ID	Violation (Å)
(1,2588)	1:B:120:GLY:H	1:A:189:PHE:HB2	3	0.53
(1,2588)	1:B:120:GLY:H	1:A:189:PHE:HB3	3	0.53
(1,2582)	1:B:116:GLY:H	1:A:189:PHE:HB2	11	0.53
(1,2582)	1:B:116:GLY:H	1:A:189:PHE:HB3	11	0.53
(1,2571)	1:B:88:ILE:HD11	1:A:172:LYS:HE2	2	0.53
(1,2571)	1:B:88:ILE:HD11	1:A:172:LYS:HE3	2	0.53
(1,2571)	1:B:88:ILE:HD12	1:A:172:LYS:HE2	2	0.53
(1,2571)	1:B:88:ILE:HD12	1:A:172:LYS:HE3	2	0.53
(1,2571)	1:B:88:ILE:HD13	1:A:172:LYS:HE2	2	0.53
(1,2571)	1:B:88:ILE:HD13	1:A:172:LYS:HE3	2	0.53
(1,255)	1:A:49:GLY:H	1:A:48:PRO:HB2	10	0.53
(1,2549)	1:A:120:GLY:H	1:B:189:PHE:HB2	4	0.53
(1,2549)	1:A:120:GLY:H	1:B:189:PHE:HB3	4	0.53
(1,2538)	1:A:109:LEU:H	1:B:179:ILE:HG21	4	0.53
(1,2538)	1:A:109:LEU:H	1:B:179:ILE:HG22	4	0.53
(1,2538)	1:A:109:LEU:H	1:B:179:ILE:HG23	4	0.53
(1,25)	1:A:9:THR:H	1:A:7:ASP:HA	6	0.53
(1,2496)	2:C:8:ILE:H	2:C:9:ARG:H	8	0.53
(1,249)	1:A:46:SER:H	1:A:46:SER:HB2	4	0.53
(1,2482)	1:B:219:LEU:H	1:B:219:LEU:HA	3	0.53
(1,239)	1:A:45:ILE:H	1:A:45:ILE:HB	9	0.53
(1,2353)	1:B:196:LYS:H	1:B:196:LYS:HG2	10	0.53
(1,2343)	1:B:194:GLY:H	1:B:194:GLY:HA2	11	0.53
(1,2341)	1:B:193:LYS:H	1:B:193:LYS:HB3	7	0.53
(1,2334)	1:B:191:SER:H	1:B:191:SER:HB2	4	0.53
(1,2322)	1:B:189:PHE:H	1:B:189:PHE:HD1	10	0.53
(1,2322)	1:B:189:PHE:H	1:B:189:PHE:HD2	10	0.53
(1,2322)	1:B:189:PHE:H	1:B:189:PHE:HD1	12	0.53
(1,2322)	1:B:189:PHE:H	1:B:189:PHE:HD2	12	0.53
(1,2306)	1:B:188:LEU:H	1:B:188:LEU:HB2	8	0.53
(1,2254)	1:B:183:ALA:H	1:B:183:ALA:HB1	6	0.53
(1,2254)	1:B:183:ALA:H	1:B:183:ALA:HB2	6	0.53
(1,2254)	1:B:183:ALA:H	1:B:183:ALA:HB3	6	0.53
(1,2195)	1:B:175:THR:H	1:B:175:THR:HB	1	0.53
(1,2152)	1:B:166:ILE:H	1:B:166:ILE:HB	5	0.53
(1,2152)	1:B:166:ILE:H	1:B:166:ILE:HB	12	0.53
(1,213)	1:A:41:ILE:H	1:A:41:ILE:HB	4	0.53
(1,2101)	1:B:159:TYR:H	1:B:159:TYR:HB3	5	0.53
(1,2101)	1:B:159:TYR:H	1:B:159:TYR:HB3	11	0.53
(1,2031)	1:B:152:ALA:H	1:B:152:ALA:HB1	1	0.53
(1,2031)	1:B:152:ALA:H	1:B:152:ALA:HB2	1	0.53
(1,2031)	1:B:152:ALA:H	1:B:152:ALA:HB3	1	0.53

*Continued on next page...*

*Continued from previous page...*

Key	Atom-1	Atom-2	Model ID	Violation (Å)
(1,2031)	1:B:152:ALA:H	1:B:152:ALA:HB1	7	0.53
(1,2031)	1:B:152:ALA:H	1:B:152:ALA:HB2	7	0.53
(1,2031)	1:B:152:ALA:H	1:B:152:ALA:HB3	7	0.53
(1,2031)	1:B:152:ALA:H	1:B:152:ALA:HB1	14	0.53
(1,2031)	1:B:152:ALA:H	1:B:152:ALA:HB2	14	0.53
(1,2031)	1:B:152:ALA:H	1:B:152:ALA:HB3	14	0.53
(1,2017)	1:B:150:ASN:H	1:B:150:ASN:HA	10	0.53
(1,2017)	1:B:150:ASN:H	1:B:150:ASN:HA	11	0.53
(1,2014)	1:B:149:GLY:H	1:B:149:GLY:HA3	12	0.53
(1,2006)	1:B:145:GLY:H	1:B:145:GLY:HA3	4	0.53
(1,2001)	1:B:142:THR:H	1:B:142:THR:HA	3	0.53
(1,2001)	1:B:142:THR:H	1:B:142:THR:HA	4	0.53
(1,2001)	1:B:142:THR:H	1:B:142:THR:HA	9	0.53
(1,2001)	1:B:142:THR:H	1:B:142:THR:HA	10	0.53
(1,1966)	1:B:135:ASN:H	1:B:135:ASN:HB2	12	0.53
(1,1943)	1:B:131:LYS:H	1:B:131:LYS:HG2	4	0.53
(1,194)	1:A:38:GLU:H	1:A:38:GLU:HB2	15	0.53
(1,1927)	1:B:124:ILE:H	1:B:124:ILE:HB	12	0.53
(1,1891)	1:B:118:MET:HE1	1:B:155:LEU:HD21	6	0.53
(1,1891)	1:B:118:MET:HE1	1:B:155:LEU:HD22	6	0.53
(1,1891)	1:B:118:MET:HE1	1:B:155:LEU:HD23	6	0.53
(1,1891)	1:B:118:MET:HE2	1:B:155:LEU:HD21	6	0.53
(1,1891)	1:B:118:MET:HE2	1:B:155:LEU:HD22	6	0.53
(1,1891)	1:B:118:MET:HE2	1:B:155:LEU:HD23	6	0.53
(1,1891)	1:B:118:MET:HE3	1:B:155:LEU:HD21	6	0.53
(1,1891)	1:B:118:MET:HE3	1:B:155:LEU:HD22	6	0.53
(1,1891)	1:B:118:MET:HE3	1:B:155:LEU:HD23	6	0.53
(1,1831)	1:B:111:ILE:H	1:B:110:GLY:HA3	3	0.53
(1,1797)	1:B:106:LEU:H	1:B:105:TYR:HB2	2	0.53
(1,1797)	1:B:106:LEU:H	1:B:105:TYR:HB2	15	0.53
(1,1782)	1:B:104:VAL:HG21	1:B:170:ARG:HD2	1	0.53
(1,1782)	1:B:104:VAL:HG21	1:B:170:ARG:HD3	1	0.53
(1,1782)	1:B:104:VAL:HG22	1:B:170:ARG:HD2	1	0.53
(1,1782)	1:B:104:VAL:HG22	1:B:170:ARG:HD3	1	0.53
(1,1782)	1:B:104:VAL:HG23	1:B:170:ARG:HD2	1	0.53
(1,1782)	1:B:104:VAL:HG23	1:B:170:ARG:HD3	1	0.53
(1,1777)	1:B:104:VAL:H	1:B:104:VAL:HB	6	0.53
(1,1777)	1:B:104:VAL:H	1:B:104:VAL:HB	10	0.53
(1,1741)	1:B:90:SER:H	1:B:90:SER:HB2	3	0.53
(1,1691)	1:B:79:SER:H	1:B:79:SER:HB2	3	0.53
(1,1589)	1:B:67:GLY:H	1:B:68:VAL:H	8	0.53
(1,1580)	1:B:66:LYS:H	1:B:67:GLY:H	12	0.53

*Continued on next page...*



*Continued from previous page...*

Key	Atom-1	Atom-2	Model ID	Violation (Å)
(1,1557)	1:B:59:HIS:H	1:B:59:HIS:HB2	3	0.53
(1,1554)	1:B:58:LEU:HB2	1:B:59:HIS:H	5	0.53
(1,1532)	1:B:55:THR:H	1:B:55:THR:HB	10	0.53
(1,1518)	1:B:53:VAL:H	1:B:53:VAL:HB	13	0.53
(1,1504)	1:B:50:GLY:HA2	1:B:51:MET:H	11	0.53
(1,1499)	1:B:49:GLY:H	1:B:48:PRO:HB2	8	0.53
(1,1497)	1:B:49:GLY:H	1:B:48:PRO:HA	6	0.53
(1,1479)	1:B:44:ILE:H	1:B:44:ILE:HB	5	0.53
(1,1476)	1:B:43:ASN:HB2	1:B:44:ILE:H	13	0.53
(1,1457)	1:B:41:ILE:H	1:B:41:ILE:HB	8	0.53
(1,1388)	1:B:32:LYS:H	1:B:33:GLN:H	4	0.53
(1,1381)	1:B:32:LYS:H	1:B:31:LEU:H	4	0.53
(1,1376)	1:B:31:LEU:H	1:B:31:LEU:HB2	4	0.53
(1,1369)	1:B:30:SER:H	1:B:30:SER:HB2	2	0.53
(1,1366)	1:B:29:LEU:H	1:B:29:LEU:HB2	5	0.53
(1,1366)	1:B:29:LEU:H	1:B:29:LEU:HB2	11	0.53
(1,1306)	1:B:15:ASN:H	1:B:15:ASN:HB3	8	0.53
(1,129)	1:A:31:LEU:H	1:A:30:SER:HB2	1	0.53
(1,1266)	1:B:8:LYS:H	1:B:8:LYS:HB2	5	0.53
(1,1238)	1:A:219:LEU:H	1:A:219:LEU:HA	12	0.53
(1,12)	1:A:6:GLY:H	1:A:6:GLY:HA2	2	0.53
(1,1110)	1:A:196:LYS:H	1:A:196:LYS:HB2	6	0.53
(1,1107)	1:A:196:LYS:H	1:A:196:LYS:HD2	8	0.53
(1,1099)	1:A:194:GLY:H	1:A:194:GLY:HA2	7	0.53
(1,1078)	1:A:189:PHE:H	1:A:189:PHE:HD1	1	0.53
(1,1078)	1:A:189:PHE:H	1:A:189:PHE:HD2	1	0.53
(1,1073)	1:A:188:LEU:HD21	1:A:196:LYS:HG2	5	0.53
(1,1073)	1:A:188:LEU:HD21	1:A:196:LYS:HG3	5	0.53
(1,1073)	1:A:188:LEU:HD22	1:A:196:LYS:HG2	5	0.53
(1,1073)	1:A:188:LEU:HD22	1:A:196:LYS:HG3	5	0.53
(1,1073)	1:A:188:LEU:HD23	1:A:196:LYS:HG2	5	0.53
(1,1073)	1:A:188:LEU:HD23	1:A:196:LYS:HG3	5	0.53
(1,1063)	1:A:188:LEU:HD21	1:A:189:PHE:H	12	0.53
(1,1063)	1:A:188:LEU:HD22	1:A:189:PHE:H	12	0.53
(1,1063)	1:A:188:LEU:HD23	1:A:189:PHE:H	12	0.53
(1,1062)	1:A:188:LEU:H	1:A:188:LEU:HB2	8	0.53
(1,103)	1:A:25:LYS:H	1:A:25:LYS:HD2	3	0.53
(1,1010)	1:A:183:ALA:H	1:A:183:ALA:HB1	10	0.53
(1,1010)	1:A:183:ALA:H	1:A:183:ALA:HB2	10	0.53
(1,1010)	1:A:183:ALA:H	1:A:183:ALA:HB3	10	0.53
(1,908)	1:A:166:ILE:H	1:A:166:ILE:HB	9	0.52
(1,898)	1:A:164:SER:H	1:A:211:VAL:HB	13	0.52

*Continued on next page...*

*Continued from previous page...*

Key	Atom-1	Atom-2	Model ID	Violation (Å)
(1,82)	1:A:20:GLY:HA2	1:A:21:GLN:H	8	0.52
(1,819)	1:A:155:LEU:HD21	1:A:121:LEU:HD11	9	0.52
(1,819)	1:A:155:LEU:HD21	1:A:121:LEU:HD12	9	0.52
(1,819)	1:A:155:LEU:HD21	1:A:121:LEU:HD13	9	0.52
(1,819)	1:A:155:LEU:HD22	1:A:121:LEU:HD11	9	0.52
(1,819)	1:A:155:LEU:HD22	1:A:121:LEU:HD12	9	0.52
(1,819)	1:A:155:LEU:HD22	1:A:121:LEU:HD13	9	0.52
(1,819)	1:A:155:LEU:HD23	1:A:121:LEU:HD11	9	0.52
(1,819)	1:A:155:LEU:HD23	1:A:121:LEU:HD12	9	0.52
(1,819)	1:A:155:LEU:HD23	1:A:121:LEU:HD13	9	0.52
(1,773)	1:A:150:ASN:H	1:A:150:ASN:HA	4	0.52
(1,773)	1:A:150:ASN:H	1:A:150:ASN:HA	12	0.52
(1,765)	1:A:147:PHE:H	1:A:147:PHE:HB2	12	0.52
(1,76)	1:A:18:VAL:HA	1:A:18:VAL:H	12	0.52
(1,757)	1:A:142:THR:H	1:A:142:THR:HA	1	0.52
(1,757)	1:A:142:THR:H	1:A:142:THR:HA	13	0.52
(1,751)	1:A:141:ILE:H	1:A:141:ILE:HA	11	0.52
(1,732)	1:A:136:THR:H	1:A:136:THR:HB	9	0.52
(1,732)	1:A:136:THR:H	1:A:136:THR:HB	12	0.52
(1,696)	1:A:130:GLY:HA2	1:A:131:LYS:H	9	0.52
(1,683)	1:A:124:ILE:H	1:A:124:ILE:HB	5	0.52
(1,669)	1:A:121:LEU:H	1:A:121:LEU:HB2	1	0.52
(1,635)	1:A:117:MET:H	1:A:117:MET:HE1	8	0.52
(1,635)	1:A:117:MET:H	1:A:117:MET:HE2	8	0.52
(1,635)	1:A:117:MET:H	1:A:117:MET:HE3	8	0.52
(1,587)	1:A:111:ILE:H	1:A:110:GLY:HA3	14	0.52
(1,511)	1:A:95:ASP:H	1:A:172:LYS:HE2	12	0.52
(1,511)	1:A:95:ASP:H	1:A:172:LYS:HE3	12	0.52
(1,478)	1:A:84:SER:H	1:A:84:SER:HB2	3	0.52
(1,478)	1:A:84:SER:H	1:A:84:SER:HB2	9	0.52
(1,416)	1:A:75:GLU:H	1:A:74:GLU:H	1	0.52
(1,383)	1:A:71:LEU:H	1:A:71:LEU:HB2	5	0.52
(1,37)	1:A:11:THR:H	1:A:12:ASP:H	3	0.52
(1,37)	1:A:11:THR:H	1:A:12:ASP:H	7	0.52
(1,369)	1:A:70:TYR:H	1:A:71:LEU:H	1	0.52
(1,366)	1:A:69:GLU:H	1:A:69:GLU:HB2	5	0.52
(1,35)	1:A:11:THR:H	1:A:11:THR:HB	4	0.52
(1,345)	1:A:67:GLY:H	1:A:68:VAL:H	5	0.52
(1,345)	1:A:67:GLY:H	1:A:68:VAL:H	10	0.52
(1,317)	1:A:63:GLY:H	1:A:63:GLY:HA2	6	0.52
(1,29)	1:A:9:THR:H	1:A:9:THR:HB	3	0.52
(1,29)	1:A:9:THR:H	1:A:9:THR:HB	15	0.52

*Continued on next page...*

*Continued from previous page...*

Key	Atom-1	Atom-2	Model ID	Violation (Å)
(1,288)	1:A:55:THR:H	1:A:55:THR:HB	9	0.52
(1,287)	1:A:55:THR:H	1:A:55:THR:HG21	13	0.52
(1,287)	1:A:55:THR:H	1:A:55:THR:HG22	13	0.52
(1,287)	1:A:55:THR:H	1:A:55:THR:HG23	13	0.52
(1,2609)	2:C:25:LEU:HB2	1:A:66:LYS:H	9	0.52
(1,2609)	2:C:25:LEU:HB2	1:B:66:LYS:H	9	0.52
(1,2609)	2:C:25:LEU:HB3	1:A:66:LYS:H	9	0.52
(1,2609)	2:C:25:LEU:HB3	1:B:66:LYS:H	9	0.52
(1,2525)	1:A:75:GLU:H	1:B:74:GLU:HG2	11	0.52
(1,2525)	1:A:75:GLU:H	1:B:74:GLU:HG3	11	0.52
(1,2498)	2:C:10:PHE:H	2:C:11:PHE:H	12	0.52
(1,2483)	1:B:219:LEU:H	1:B:219:LEU:HB2	3	0.52
(1,2482)	1:B:219:LEU:H	1:B:219:LEU:HA	10	0.52
(1,242)	1:A:45:ILE:H	1:A:46:SER:H	12	0.52
(1,239)	1:A:45:ILE:H	1:A:45:ILE:HB	11	0.52
(1,2306)	1:B:188:LEU:H	1:B:188:LEU:HB2	4	0.52
(1,2285)	1:B:186:GLY:H	1:B:185:THR:HG1	14	0.52
(1,2280)	1:B:185:THR:H	1:B:185:THR:HG1	11	0.52
(1,2279)	1:B:185:THR:H	1:B:185:THR:HG21	9	0.52
(1,2279)	1:B:185:THR:H	1:B:185:THR:HG22	9	0.52
(1,2279)	1:B:185:THR:H	1:B:185:THR:HG23	9	0.52
(1,2278)	1:B:185:THR:H	1:B:185:THR:HB	10	0.52
(1,2254)	1:B:183:ALA:H	1:B:183:ALA:HB1	13	0.52
(1,2254)	1:B:183:ALA:H	1:B:183:ALA:HB2	13	0.52
(1,2254)	1:B:183:ALA:H	1:B:183:ALA:HB3	13	0.52
(1,219)	1:A:41:ILE:HG21	1:A:42:ASN:H	6	0.52
(1,219)	1:A:41:ILE:HG22	1:A:42:ASN:H	6	0.52
(1,219)	1:A:41:ILE:HG23	1:A:42:ASN:H	6	0.52
(1,2142)	1:B:164:SER:H	1:B:211:VAL:HB	4	0.52
(1,2142)	1:B:164:SER:H	1:B:211:VAL:HB	11	0.52
(1,2108)	1:B:160:ASN:H	1:B:160:ASN:HB2	7	0.52
(1,2076)	1:B:157:LEU:H	1:B:157:LEU:HB2	9	0.52
(1,2071)	1:B:156:ALA:HB1	1:B:118:MET:HB2	3	0.52
(1,2071)	1:B:156:ALA:HB1	1:B:118:MET:HB3	3	0.52
(1,2071)	1:B:156:ALA:HB2	1:B:118:MET:HB2	3	0.52
(1,2071)	1:B:156:ALA:HB2	1:B:118:MET:HB3	3	0.52
(1,2071)	1:B:156:ALA:HB3	1:B:118:MET:HB2	3	0.52
(1,2071)	1:B:156:ALA:HB3	1:B:118:MET:HB3	3	0.52
(1,2018)	1:B:150:ASN:H	1:B:150:ASN:HD21	6	0.52
(1,2017)	1:B:150:ASN:H	1:B:150:ASN:HA	13	0.52
(1,2001)	1:B:142:THR:H	1:B:142:THR:HA	7	0.52
(1,1995)	1:B:141:ILE:H	1:B:141:ILE:HA	5	0.52

*Continued on next page...*

*Continued from previous page...*

Key	Atom-1	Atom-2	Model ID	Violation (Å)
(1,1995)	1:B:141:ILE:H	1:B:141:ILE:HA	6	0.52
(1,1923)	1:B:122:GLN:H	1:B:122:GLN:HB2	5	0.52
(1,1913)	1:B:121:LEU:H	1:B:121:LEU:HB2	2	0.52
(1,1904)	1:B:119:GLN:H	1:B:120:GLY:H	15	0.52
(1,1879)	1:B:117:MET:H	1:B:117:MET:HE1	1	0.52
(1,1879)	1:B:117:MET:H	1:B:117:MET:HE2	1	0.52
(1,1879)	1:B:117:MET:H	1:B:117:MET:HE3	1	0.52
(1,1831)	1:B:111:ILE:H	1:B:110:GLY:HA3	1	0.52
(1,1831)	1:B:111:ILE:H	1:B:110:GLY:HA3	9	0.52
(1,1831)	1:B:111:ILE:H	1:B:110:GLY:HA3	10	0.52
(1,1831)	1:B:111:ILE:H	1:B:110:GLY:HA3	13	0.52
(1,1831)	1:B:111:ILE:H	1:B:110:GLY:HA3	15	0.52
(1,1797)	1:B:106:LEU:H	1:B:105:TYR:HB2	9	0.52
(1,1784)	1:B:104:VAL:HG21	1:B:96:ASP:HB2	7	0.52
(1,1784)	1:B:104:VAL:HG21	1:B:96:ASP:HB3	7	0.52
(1,1784)	1:B:104:VAL:HG22	1:B:96:ASP:HB2	7	0.52
(1,1784)	1:B:104:VAL:HG22	1:B:96:ASP:HB3	7	0.52
(1,1784)	1:B:104:VAL:HG23	1:B:96:ASP:HB2	7	0.52
(1,1784)	1:B:104:VAL:HG23	1:B:96:ASP:HB3	7	0.52
(1,1777)	1:B:104:VAL:H	1:B:104:VAL:HB	7	0.52
(1,1777)	1:B:104:VAL:H	1:B:104:VAL:HB	15	0.52
(1,1735)	1:B:88:ILE:H	1:B:88:ILE:HG12	15	0.52
(1,1726)	1:B:86:GLY:H	1:B:86:GLY:HA2	15	0.52
(1,167)	1:A:35:LEU:HB2	1:A:35:LEU:H	3	0.52
(1,1652)	1:B:74:GLU:H	1:B:74:GLU:HB3	2	0.52
(1,1649)	1:B:74:GLU:H	1:B:73:LEU:HB3	6	0.52
(1,1638)	1:B:72:ASP:H	1:B:72:ASP:HB2	1	0.52
(1,1638)	1:B:72:ASP:H	1:B:72:ASP:HB2	4	0.52
(1,1627)	1:B:71:LEU:H	1:B:71:LEU:HB2	8	0.52
(1,1571)	1:B:65:ASP:H	1:B:66:LYS:H	14	0.52
(1,1562)	1:B:63:GLY:H	1:B:64:LEU:H	11	0.52
(1,1531)	1:B:55:THR:H	1:B:55:THR:HG21	6	0.52
(1,1531)	1:B:55:THR:H	1:B:55:THR:HG22	6	0.52
(1,1531)	1:B:55:THR:H	1:B:55:THR:HG23	6	0.52
(1,1527)	1:B:54:ASP:HB3	1:B:55:THR:H	6	0.52
(1,1459)	1:B:41:ILE:H	1:B:41:ILE:HG21	12	0.52
(1,1459)	1:B:41:ILE:H	1:B:41:ILE:HG22	12	0.52
(1,1459)	1:B:41:ILE:H	1:B:41:ILE:HG23	12	0.52
(1,144)	1:A:32:LYS:H	1:A:33:GLN:H	13	0.52
(1,1430)	1:B:37:PHE:H	1:B:37:PHE:HB3	15	0.52
(1,1411)	1:B:35:LEU:HB2	1:B:35:LEU:H	3	0.52
(1,1411)	1:B:35:LEU:HB2	1:B:35:LEU:H	10	0.52

*Continued on next page...*

*Continued from previous page...*

Key	Atom-1	Atom-2	Model ID	Violation (Å)
(1,1406)	1:B:34:SER:H	1:B:34:SER:HB2	10	0.52
(1,1406)	1:B:34:SER:H	1:B:34:SER:HB2	15	0.52
(1,1381)	1:B:32:LYS:H	1:B:31:LEU:H	15	0.52
(1,1345)	1:B:25:LYS:H	1:B:25:LYS:HG2	5	0.52
(1,1340)	1:B:23:THR:HA	1:B:24:THR:H	8	0.52
(1,1274)	1:B:9:THR:H	1:B:9:THR:HA	2	0.52
(1,127)	1:A:30:SER:H	1:A:30:SER:HB3	6	0.52
(1,1256)	1:B:6:GLY:H	1:B:6:GLY:HA2	4	0.52
(1,1249)	1:B:5:PHE:HB3	1:B:5:PHE:H	14	0.52
(1,122)	1:A:29:LEU:H	1:A:29:LEU:HB2	1	0.52
(1,122)	1:A:29:LEU:H	1:A:29:LEU:HB2	3	0.52
(1,1104)	1:A:195:LEU:H	1:A:195:LEU:HB2	1	0.52
(1,1099)	1:A:194:GLY:H	1:A:194:GLY:HA2	5	0.52
(1,1097)	1:A:193:LYS:H	1:A:193:LYS:HB3	11	0.52
(1,1096)	1:A:193:LYS:H	1:A:193:LYS:HB2	14	0.52
(1,1082)	1:A:190:LYS:H	1:A:190:LYS:HE2	13	0.52
(1,1067)	1:A:188:LEU:HD21	1:A:190:LYS:H	6	0.52
(1,1067)	1:A:188:LEU:HD22	1:A:190:LYS:H	6	0.52
(1,1067)	1:A:188:LEU:HD23	1:A:190:LYS:H	6	0.52
(1,105)	1:A:27:LYS:H	1:A:26:PRO:HB2	14	0.52
(1,1010)	1:A:183:ALA:H	1:A:183:ALA:HB1	15	0.52
(1,1010)	1:A:183:ALA:H	1:A:183:ALA:HB2	15	0.52
(1,1010)	1:A:183:ALA:H	1:A:183:ALA:HB3	15	0.52
(1,1)	1:A:4:LEU:HD11	1:A:4:LEU:H	11	0.52
(1,1)	1:A:4:LEU:HD12	1:A:4:LEU:H	11	0.52
(1,1)	1:A:4:LEU:HD13	1:A:4:LEU:H	11	0.52
(2,97)	1:A:152:ALA:H	1:B:186:GLY:H	7	0.51
(2,93)	1:A:152:ALA:H	1:B:182:GLY:H	7	0.51
(1,943)	1:A:173:HIS:H	1:A:172:LYS:HA	1	0.51
(1,921)	1:A:168:ALA:HB1	1:A:211:VAL:HG21	8	0.51
(1,921)	1:A:168:ALA:HB1	1:A:211:VAL:HG22	8	0.51
(1,921)	1:A:168:ALA:HB1	1:A:211:VAL:HG23	8	0.51
(1,921)	1:A:168:ALA:HB2	1:A:211:VAL:HG21	8	0.51
(1,921)	1:A:168:ALA:HB2	1:A:211:VAL:HG22	8	0.51
(1,921)	1:A:168:ALA:HB2	1:A:211:VAL:HG23	8	0.51
(1,921)	1:A:168:ALA:HB3	1:A:211:VAL:HG21	8	0.51
(1,921)	1:A:168:ALA:HB3	1:A:211:VAL:HG22	8	0.51
(1,921)	1:A:168:ALA:HB3	1:A:211:VAL:HG23	8	0.51
(1,87)	1:A:21:GLN:H	1:A:22:ASP:H	5	0.51
(1,849)	1:A:158:SER:H	1:A:158:SER:HB2	10	0.51
(1,832)	1:A:157:LEU:H	1:A:157:LEU:HB2	7	0.51
(1,787)	1:A:152:ALA:H	1:A:152:ALA:HB1	4	0.51

*Continued on next page...*

*Continued from previous page...*

Key	Atom-1	Atom-2	Model ID	Violation (Å)
(1,787)	1:A:152:ALA:H	1:A:152:ALA:HB2	4	0.51
(1,787)	1:A:152:ALA:H	1:A:152:ALA:HB3	4	0.51
(1,787)	1:A:152:ALA:H	1:A:152:ALA:HB1	9	0.51
(1,787)	1:A:152:ALA:H	1:A:152:ALA:HB2	9	0.51
(1,787)	1:A:152:ALA:H	1:A:152:ALA:HB3	9	0.51
(1,787)	1:A:152:ALA:H	1:A:152:ALA:HB1	10	0.51
(1,787)	1:A:152:ALA:H	1:A:152:ALA:HB2	10	0.51
(1,787)	1:A:152:ALA:H	1:A:152:ALA:HB3	10	0.51
(1,773)	1:A:150:ASN:H	1:A:150:ASN:HA	5	0.51
(1,77)	1:A:18:VAL:H	1:A:18:VAL:HB	13	0.51
(1,767)	1:A:148:LEU:H	1:A:148:LEU:HD11	11	0.51
(1,767)	1:A:148:LEU:H	1:A:148:LEU:HD12	11	0.51
(1,767)	1:A:148:LEU:H	1:A:148:LEU:HD13	11	0.51
(1,757)	1:A:142:THR:H	1:A:142:THR:HA	15	0.51
(1,751)	1:A:141:ILE:H	1:A:141:ILE:HA	7	0.51
(1,751)	1:A:141:ILE:H	1:A:141:ILE:HA	13	0.51
(1,732)	1:A:136:THR:H	1:A:136:THR:HB	5	0.51
(1,707)	1:A:133:GLN:H	1:A:133:GLN:HB2	15	0.51
(1,693)	1:A:128:SER:H	1:A:128:SER:HB2	12	0.51
(1,67)	1:A:15:ASN:HB2	1:A:16:ALA:H	12	0.51
(1,669)	1:A:121:LEU:H	1:A:121:LEU:HB2	2	0.51
(1,657)	1:A:119:GLN:H	1:A:119:GLN:HB2	15	0.51
(1,646)	1:A:118:MET:HE1	1:A:156:ALA:H	4	0.51
(1,646)	1:A:118:MET:HE2	1:A:156:ALA:H	4	0.51
(1,646)	1:A:118:MET:HE3	1:A:156:ALA:H	4	0.51
(1,631)	1:A:117:MET:H	1:A:116:GLY:H	12	0.51
(1,62)	1:A:15:ASN:H	1:A:15:ASN:HB3	7	0.51
(1,587)	1:A:111:ILE:H	1:A:110:GLY:HA3	1	0.51
(1,587)	1:A:111:ILE:H	1:A:110:GLY:HA3	3	0.51
(1,587)	1:A:111:ILE:H	1:A:110:GLY:HA3	13	0.51
(1,553)	1:A:106:LEU:H	1:A:105:TYR:HB2	5	0.51
(1,533)	1:A:104:VAL:H	1:A:104:VAL:HB	10	0.51
(1,514)	1:A:96:ASP:H	1:A:96:ASP:HB2	4	0.51
(1,507)	1:A:94:THR:HG21	1:A:105:TYR:HB2	14	0.51
(1,507)	1:A:94:THR:HG21	1:A:105:TYR:HB3	14	0.51
(1,507)	1:A:94:THR:HG22	1:A:105:TYR:HB2	14	0.51
(1,507)	1:A:94:THR:HG22	1:A:105:TYR:HB3	14	0.51
(1,507)	1:A:94:THR:HG23	1:A:105:TYR:HB2	14	0.51
(1,507)	1:A:94:THR:HG23	1:A:105:TYR:HB3	14	0.51
(1,493)	1:A:88:ILE:H	1:A:88:ILE:HB	5	0.51
(1,493)	1:A:88:ILE:H	1:A:88:ILE:HB	13	0.51
(1,484)	1:A:87:LEU:H	1:A:87:LEU:HB2	10	0.51

*Continued on next page...*



*Continued from previous page...*

Key	Atom-1	Atom-2	Model ID	Violation (Å)
(1,456)	1:A:80:SER:H	1:A:79:SER:HB2	9	0.51
(1,429)	1:A:77:GLN:H	1:A:77:GLN:HG2	15	0.51
(1,428)	1:A:77:GLN:H	1:A:77:GLN:HB2	5	0.51
(1,416)	1:A:75:GLU:H	1:A:74:GLU:H	12	0.51
(1,35)	1:A:11:THR:H	1:A:11:THR:HB	9	0.51
(1,345)	1:A:67:GLY:H	1:A:68:VAL:H	1	0.51
(1,318)	1:A:63:GLY:H	1:A:64:LEU:H	12	0.51
(1,300)	1:A:57:ARG:H	1:A:57:ARG:HG2	11	0.51
(1,297)	1:A:57:ARG:H	1:A:56:ALA:HB1	11	0.51
(1,297)	1:A:57:ARG:H	1:A:56:ALA:HB2	11	0.51
(1,297)	1:A:57:ARG:H	1:A:56:ALA:HB3	11	0.51
(1,282)	1:A:54:ASP:H	1:A:54:ASP:HB3	1	0.51
(1,2589)	2:C:25:LEU:H	1:A:66:LYS:HG2	11	0.51
(1,2589)	2:C:25:LEU:H	1:A:66:LYS:HG3	11	0.51
(1,2589)	2:C:25:LEU:H	1:B:66:LYS:HG2	11	0.51
(1,2589)	2:C:25:LEU:H	1:B:66:LYS:HG3	11	0.51
(1,249)	1:A:46:SER:H	1:A:46:SER:HB2	2	0.51
(1,2482)	1:B:219:LEU:H	1:B:219:LEU:HA	13	0.51
(1,2351)	1:B:196:LYS:H	1:B:196:LYS:HD2	1	0.51
(1,2348)	1:B:195:LEU:H	1:B:195:LEU:HB2	10	0.51
(1,2348)	1:B:195:LEU:H	1:B:195:LEU:HB2	13	0.51
(1,2340)	1:B:193:LYS:H	1:B:193:LYS:HB2	11	0.51
(1,2340)	1:B:193:LYS:H	1:B:193:LYS:HB2	14	0.51
(1,2326)	1:B:190:LYS:H	1:B:190:LYS:HE2	10	0.51
(1,2322)	1:B:189:PHE:H	1:B:189:PHE:HD1	2	0.51
(1,2322)	1:B:189:PHE:H	1:B:189:PHE:HD2	2	0.51
(1,2306)	1:B:188:LEU:H	1:B:188:LEU:HB2	15	0.51
(1,2291)	1:B:187:ALA:H	1:B:187:ALA:HB1	6	0.51
(1,2291)	1:B:187:ALA:H	1:B:187:ALA:HB2	6	0.51
(1,2291)	1:B:187:ALA:H	1:B:187:ALA:HB3	6	0.51
(1,2291)	1:B:187:ALA:H	1:B:187:ALA:HB1	12	0.51
(1,2291)	1:B:187:ALA:H	1:B:187:ALA:HB2	12	0.51
(1,2291)	1:B:187:ALA:H	1:B:187:ALA:HB3	12	0.51
(1,2291)	1:B:187:ALA:H	1:B:187:ALA:HB1	14	0.51
(1,2291)	1:B:187:ALA:H	1:B:187:ALA:HB2	14	0.51
(1,2291)	1:B:187:ALA:H	1:B:187:ALA:HB3	14	0.51
(1,2254)	1:B:183:ALA:H	1:B:183:ALA:HB1	12	0.51
(1,2254)	1:B:183:ALA:H	1:B:183:ALA:HB2	12	0.51
(1,2254)	1:B:183:ALA:H	1:B:183:ALA:HB3	12	0.51
(1,2239)	1:B:181:ALA:HB1	1:B:181:ALA:H	11	0.51
(1,2239)	1:B:181:ALA:HB2	1:B:181:ALA:H	11	0.51
(1,2239)	1:B:181:ALA:HB3	1:B:181:ALA:H	11	0.51

*Continued on next page...*

*Continued from previous page...*

Key	Atom-1	Atom-2	Model ID	Violation (Å)
(1,2197)	1:B:175:THR:HG21	1:B:212:TRP:HE1	7	0.51
(1,2197)	1:B:175:THR:HG22	1:B:212:TRP:HE1	7	0.51
(1,2197)	1:B:175:THR:HG23	1:B:212:TRP:HE1	7	0.51
(1,2197)	1:B:175:THR:HG21	1:B:212:TRP:HE1	12	0.51
(1,2197)	1:B:175:THR:HG22	1:B:212:TRP:HE1	12	0.51
(1,2197)	1:B:175:THR:HG23	1:B:212:TRP:HE1	12	0.51
(1,2187)	1:B:173:HIS:H	1:B:172:LYS:HA	10	0.51
(1,2187)	1:B:173:HIS:H	1:B:172:LYS:HA	11	0.51
(1,2184)	1:B:172:LYS:HD2	1:B:172:LYS:H	3	0.51
(1,2152)	1:B:166:ILE:H	1:B:166:ILE:HB	4	0.51
(1,213)	1:A:41:ILE:H	1:A:41:ILE:HB	9	0.51
(1,2082)	1:B:157:LEU:HD11	1:B:203:ALA:HB1	3	0.51
(1,2082)	1:B:157:LEU:HD11	1:B:203:ALA:HB2	3	0.51
(1,2082)	1:B:157:LEU:HD11	1:B:203:ALA:HB3	3	0.51
(1,2082)	1:B:157:LEU:HD12	1:B:203:ALA:HB1	3	0.51
(1,2082)	1:B:157:LEU:HD12	1:B:203:ALA:HB2	3	0.51
(1,2082)	1:B:157:LEU:HD12	1:B:203:ALA:HB3	3	0.51
(1,2082)	1:B:157:LEU:HD13	1:B:203:ALA:HB1	3	0.51
(1,2082)	1:B:157:LEU:HD13	1:B:203:ALA:HB2	3	0.51
(1,2082)	1:B:157:LEU:HD13	1:B:203:ALA:HB3	3	0.51
(1,2082)	1:B:157:LEU:HD21	1:B:203:ALA:HB1	3	0.51
(1,2082)	1:B:157:LEU:HD21	1:B:203:ALA:HB2	3	0.51
(1,2082)	1:B:157:LEU:HD21	1:B:203:ALA:HB3	3	0.51
(1,2082)	1:B:157:LEU:HD22	1:B:203:ALA:HB1	3	0.51
(1,2082)	1:B:157:LEU:HD22	1:B:203:ALA:HB2	3	0.51
(1,2082)	1:B:157:LEU:HD22	1:B:203:ALA:HB3	3	0.51
(1,2082)	1:B:157:LEU:HD23	1:B:203:ALA:HB1	3	0.51
(1,2082)	1:B:157:LEU:HD23	1:B:203:ALA:HB2	3	0.51
(1,2082)	1:B:157:LEU:HD23	1:B:203:ALA:HB3	3	0.51
(1,2061)	1:B:155:LEU:H	1:B:155:LEU:HD11	9	0.51
(1,2061)	1:B:155:LEU:H	1:B:155:LEU:HD12	9	0.51
(1,2061)	1:B:155:LEU:H	1:B:155:LEU:HD13	9	0.51
(1,2028)	1:B:152:ALA:H	1:B:151:ASN:HB2	13	0.51
(1,2017)	1:B:150:ASN:H	1:B:150:ASN:HA	5	0.51
(1,2)	1:A:5:PHE:H	1:A:4:LEU:HD11	11	0.51
(1,2)	1:A:5:PHE:H	1:A:4:LEU:HD12	11	0.51
(1,2)	1:A:5:PHE:H	1:A:4:LEU:HD13	11	0.51
(1,1995)	1:B:141:ILE:H	1:B:141:ILE:HA	1	0.51
(1,1995)	1:B:141:ILE:H	1:B:141:ILE:HA	8	0.51
(1,1945)	1:B:132:LEU:H	1:B:132:LEU:HD11	3	0.51
(1,1945)	1:B:132:LEU:H	1:B:132:LEU:HD12	3	0.51
(1,1945)	1:B:132:LEU:H	1:B:132:LEU:HD13	3	0.51

*Continued on next page...*

*Continued from previous page...*

Key	Atom-1	Atom-2	Model ID	Violation (Å)
(1,1940)	1:B:130:GLY:HA2	1:B:131:LYS:H	12	0.51
(1,1913)	1:B:121:LEU:H	1:B:121:LEU:HB2	6	0.51
(1,1901)	1:B:119:GLN:H	1:B:119:GLN:HB2	2	0.51
(1,1875)	1:B:117:MET:H	1:B:116:GLY:H	15	0.51
(1,181)	1:A:37:PHE:H	1:A:36:GLY:H	9	0.51
(1,1809)	1:B:107:LEU:HD11	1:B:166:ILE:HB	1	0.51
(1,1809)	1:B:107:LEU:HD12	1:B:166:ILE:HB	1	0.51
(1,1809)	1:B:107:LEU:HD13	1:B:166:ILE:HB	1	0.51
(1,1797)	1:B:106:LEU:H	1:B:105:TYR:HB2	4	0.51
(1,1797)	1:B:106:LEU:H	1:B:105:TYR:HB2	8	0.51
(1,1777)	1:B:104:VAL:H	1:B:104:VAL:HB	2	0.51
(1,1777)	1:B:104:VAL:H	1:B:104:VAL:HB	11	0.51
(1,1743)	1:B:90:SER:HB2	1:B:91:ARG:H	12	0.51
(1,1729)	1:B:87:LEU:H	1:B:87:LEU:HD11	1	0.51
(1,1729)	1:B:87:LEU:H	1:B:87:LEU:HD12	1	0.51
(1,1729)	1:B:87:LEU:H	1:B:87:LEU:HD13	1	0.51
(1,1697)	1:B:80:SER:H	1:B:77:GLN:HB2	1	0.51
(1,1690)	1:B:79:SER:H	1:B:78:LEU:HB3	9	0.51
(1,1680)	1:B:78:LEU:H	1:B:78:LEU:HB2	12	0.51
(1,1673)	1:B:77:GLN:H	1:B:77:GLN:HG2	2	0.51
(1,167)	1:A:35:LEU:HB2	1:A:35:LEU:H	5	0.51
(1,1660)	1:B:75:GLU:H	1:B:74:GLU:H	3	0.51
(1,1658)	1:B:75:GLU:H	1:B:73:LEU:HD11	6	0.51
(1,1658)	1:B:75:GLU:H	1:B:73:LEU:HD12	6	0.51
(1,1658)	1:B:75:GLU:H	1:B:73:LEU:HD13	6	0.51
(1,162)	1:A:34:SER:H	1:A:34:SER:HB2	7	0.51
(1,1610)	1:B:69:GLU:H	1:B:69:GLU:HB2	4	0.51
(1,1610)	1:B:69:GLU:H	1:B:69:GLU:HB2	7	0.51
(1,1610)	1:B:69:GLU:H	1:B:69:GLU:HB2	11	0.51
(1,1570)	1:B:64:LEU:H	1:B:64:LEU:HB2	15	0.51
(1,1563)	1:B:64:LEU:H	1:B:65:ASP:H	13	0.51
(1,1524)	1:B:54:ASP:H	1:B:54:ASP:HB2	11	0.51
(1,1504)	1:B:50:GLY:HA2	1:B:51:MET:H	4	0.51
(1,1497)	1:B:49:GLY:H	1:B:48:PRO:HA	15	0.51
(1,148)	1:A:33:GLN:H	1:A:32:LYS:HD2	5	0.51
(1,144)	1:A:32:LYS:H	1:A:33:GLN:H	9	0.51
(1,1432)	1:B:37:PHE:HD1	1:B:38:GLU:H	7	0.51
(1,1432)	1:B:37:PHE:HD2	1:B:38:GLU:H	7	0.51
(1,1430)	1:B:37:PHE:H	1:B:37:PHE:HB3	14	0.51
(1,1411)	1:B:35:LEU:HB2	1:B:35:LEU:H	13	0.51
(1,1394)	1:B:33:GLN:H	1:B:33:GLN:HB2	9	0.51
(1,1374)	1:B:31:LEU:H	1:B:30:SER:H	11	0.51

*Continued on next page...*

*Continued from previous page...*

Key	Atom-1	Atom-2	Model ID	Violation (Å)
(1,1366)	1:B:29:LEU:H	1:B:29:LEU:HB2	12	0.51
(1,1321)	1:B:18:VAL:H	1:B:18:VAL:HB	2	0.51
(1,1320)	1:B:18:VAL:HA	1:B:18:VAL:H	1	0.51
(1,1320)	1:B:18:VAL:HA	1:B:18:VAL:H	9	0.51
(1,1273)	1:B:9:THR:H	1:B:9:THR:HB	4	0.51
(1,1273)	1:B:9:THR:H	1:B:9:THR:HB	9	0.51
(1,1238)	1:A:219:LEU:H	1:A:219:LEU:HA	3	0.51
(1,1238)	1:A:219:LEU:H	1:A:219:LEU:HA	5	0.51
(1,1238)	1:A:219:LEU:H	1:A:219:LEU:HA	6	0.51
(1,1231)	1:A:216:LYS:H	1:A:216:LYS:HG2	15	0.51
(1,122)	1:A:29:LEU:H	1:A:29:LEU:HB2	11	0.51
(1,12)	1:A:6:GLY:H	1:A:6:GLY:HA2	1	0.51
(1,1148)	1:A:202:SER:H	1:A:202:SER:HB3	4	0.51
(1,1107)	1:A:196:LYS:H	1:A:196:LYS:HD2	3	0.51
(1,1107)	1:A:196:LYS:H	1:A:196:LYS:HD2	7	0.51
(1,1104)	1:A:195:LEU:H	1:A:195:LEU:HB2	4	0.51
(1,1104)	1:A:195:LEU:H	1:A:195:LEU:HB2	9	0.51
(1,1104)	1:A:195:LEU:H	1:A:195:LEU:HB2	13	0.51
(1,11)	1:A:6:GLY:H	1:A:5:PHE:H	9	0.51
(1,1062)	1:A:188:LEU:H	1:A:188:LEU:HB2	14	0.51
(1,104)	1:A:25:LYS:H	1:A:25:LYS:HD3	11	0.51
(2,335)	1:B:152:ALA:H	1:A:182:GLY:H	2	0.5
(1,995)	1:A:181:ALA:HB1	1:A:181:ALA:H	8	0.5
(1,995)	1:A:181:ALA:HB2	1:A:181:ALA:H	8	0.5
(1,995)	1:A:181:ALA:HB3	1:A:181:ALA:H	8	0.5
(1,995)	1:A:181:ALA:HB1	1:A:181:ALA:H	10	0.5
(1,995)	1:A:181:ALA:HB2	1:A:181:ALA:H	10	0.5
(1,995)	1:A:181:ALA:HB3	1:A:181:ALA:H	10	0.5
(1,995)	1:A:181:ALA:HB1	1:A:181:ALA:H	15	0.5
(1,995)	1:A:181:ALA:HB2	1:A:181:ALA:H	15	0.5
(1,995)	1:A:181:ALA:HB3	1:A:181:ALA:H	15	0.5
(1,976)	1:A:179:ILE:H	1:A:179:ILE:HB	6	0.5
(1,975)	1:A:179:ILE:H	1:A:179:ILE:HG21	5	0.5
(1,975)	1:A:179:ILE:H	1:A:179:ILE:HG22	5	0.5
(1,975)	1:A:179:ILE:H	1:A:179:ILE:HG23	5	0.5
(1,940)	1:A:172:LYS:HD2	1:A:172:LYS:H	7	0.5
(1,921)	1:A:168:ALA:HB1	1:A:211:VAL:HG21	13	0.5
(1,921)	1:A:168:ALA:HB1	1:A:211:VAL:HG22	13	0.5
(1,921)	1:A:168:ALA:HB1	1:A:211:VAL:HG23	13	0.5
(1,921)	1:A:168:ALA:HB2	1:A:211:VAL:HG21	13	0.5
(1,921)	1:A:168:ALA:HB2	1:A:211:VAL:HG22	13	0.5
(1,921)	1:A:168:ALA:HB2	1:A:211:VAL:HG23	13	0.5

*Continued on next page...*

*Continued from previous page...*

Key	Atom-1	Atom-2	Model ID	Violation (Å)
(1,921)	1:A:168:ALA:HB3	1:A:211:VAL:HG21	13	0.5
(1,921)	1:A:168:ALA:HB3	1:A:211:VAL:HG22	13	0.5
(1,921)	1:A:168:ALA:HB3	1:A:211:VAL:HG23	13	0.5
(1,88)	1:A:21:GLN:HA	1:A:22:ASP:H	7	0.5
(1,87)	1:A:21:GLN:H	1:A:22:ASP:H	2	0.5
(1,857)	1:A:159:TYR:H	1:A:159:TYR:HB3	7	0.5
(1,849)	1:A:158:SER:H	1:A:158:SER:HB2	11	0.5
(1,838)	1:A:157:LEU:HD11	1:A:203:ALA:HB1	11	0.5
(1,838)	1:A:157:LEU:HD11	1:A:203:ALA:HB2	11	0.5
(1,838)	1:A:157:LEU:HD11	1:A:203:ALA:HB3	11	0.5
(1,838)	1:A:157:LEU:HD12	1:A:203:ALA:HB1	11	0.5
(1,838)	1:A:157:LEU:HD12	1:A:203:ALA:HB2	11	0.5
(1,838)	1:A:157:LEU:HD12	1:A:203:ALA:HB3	11	0.5
(1,838)	1:A:157:LEU:HD13	1:A:203:ALA:HB1	11	0.5
(1,838)	1:A:157:LEU:HD13	1:A:203:ALA:HB2	11	0.5
(1,838)	1:A:157:LEU:HD13	1:A:203:ALA:HB3	11	0.5
(1,838)	1:A:157:LEU:HD21	1:A:203:ALA:HB1	11	0.5
(1,838)	1:A:157:LEU:HD21	1:A:203:ALA:HB2	11	0.5
(1,838)	1:A:157:LEU:HD21	1:A:203:ALA:HB3	11	0.5
(1,838)	1:A:157:LEU:HD22	1:A:203:ALA:HB1	11	0.5
(1,838)	1:A:157:LEU:HD22	1:A:203:ALA:HB2	11	0.5
(1,838)	1:A:157:LEU:HD22	1:A:203:ALA:HB3	11	0.5
(1,838)	1:A:157:LEU:HD23	1:A:203:ALA:HB1	11	0.5
(1,838)	1:A:157:LEU:HD23	1:A:203:ALA:HB2	11	0.5
(1,838)	1:A:157:LEU:HD23	1:A:203:ALA:HB3	11	0.5
(1,787)	1:A:152:ALA:H	1:A:152:ALA:HB1	12	0.5
(1,787)	1:A:152:ALA:H	1:A:152:ALA:HB2	12	0.5
(1,787)	1:A:152:ALA:H	1:A:152:ALA:HB3	12	0.5
(1,773)	1:A:150:ASN:H	1:A:150:ASN:HA	10	0.5
(1,773)	1:A:150:ASN:H	1:A:150:ASN:HA	13	0.5
(1,771)	1:A:149:GLY:H	1:A:149:GLY:HA2	7	0.5
(1,764)	1:A:147:PHE:H	1:A:147:PHE:HE1	9	0.5
(1,764)	1:A:147:PHE:H	1:A:147:PHE:HE2	9	0.5
(1,760)	1:A:144:ARG:H	1:A:144:ARG:HG2	1	0.5
(1,76)	1:A:18:VAL:HA	1:A:18:VAL:H	1	0.5
(1,76)	1:A:18:VAL:HA	1:A:18:VAL:H	4	0.5
(1,76)	1:A:18:VAL:HA	1:A:18:VAL:H	6	0.5
(1,76)	1:A:18:VAL:HA	1:A:18:VAL:H	8	0.5
(1,757)	1:A:142:THR:H	1:A:142:THR:HA	5	0.5
(1,757)	1:A:142:THR:H	1:A:142:THR:HA	6	0.5
(1,757)	1:A:142:THR:H	1:A:142:THR:HA	7	0.5
(1,757)	1:A:142:THR:H	1:A:142:THR:HA	12	0.5

*Continued on next page...*

*Continued from previous page...*

Key	Atom-1	Atom-2	Model ID	Violation (Å)
(1,757)	1:A:142:THR:H	1:A:142:THR:HA	14	0.5
(1,751)	1:A:141:ILE:H	1:A:141:ILE:HA	2	0.5
(1,751)	1:A:141:ILE:H	1:A:141:ILE:HA	4	0.5
(1,751)	1:A:141:ILE:H	1:A:141:ILE:HA	6	0.5
(1,751)	1:A:141:ILE:H	1:A:141:ILE:HA	14	0.5
(1,732)	1:A:136:THR:H	1:A:136:THR:HB	6	0.5
(1,700)	1:A:132:LEU:H	1:A:132:LEU:HB2	15	0.5
(1,669)	1:A:121:LEU:H	1:A:121:LEU:HB2	6	0.5
(1,665)	1:A:120:GLY:H	1:A:121:LEU:H	14	0.5
(1,645)	1:A:118:MET:HE1	1:A:156:ALA:HB1	6	0.5
(1,645)	1:A:118:MET:HE1	1:A:156:ALA:HB2	6	0.5
(1,645)	1:A:118:MET:HE1	1:A:156:ALA:HB3	6	0.5
(1,645)	1:A:118:MET:HE2	1:A:156:ALA:HB1	6	0.5
(1,645)	1:A:118:MET:HE2	1:A:156:ALA:HB2	6	0.5
(1,645)	1:A:118:MET:HE2	1:A:156:ALA:HB3	6	0.5
(1,645)	1:A:118:MET:HE3	1:A:156:ALA:HB1	6	0.5
(1,645)	1:A:118:MET:HE3	1:A:156:ALA:HB2	6	0.5
(1,645)	1:A:118:MET:HE3	1:A:156:ALA:HB3	6	0.5
(1,631)	1:A:117:MET:H	1:A:116:GLY:H	3	0.5
(1,629)	1:A:117:MET:HE1	1:A:115:SER:H	9	0.5
(1,629)	1:A:117:MET:HE2	1:A:115:SER:H	9	0.5
(1,629)	1:A:117:MET:HE3	1:A:115:SER:H	9	0.5
(1,62)	1:A:15:ASN:H	1:A:15:ASN:HB3	3	0.5
(1,6)	1:A:5:PHE:HB2	1:A:5:PHE:H	13	0.5
(1,587)	1:A:111:ILE:H	1:A:110:GLY:HA3	11	0.5
(1,553)	1:A:106:LEU:H	1:A:105:TYR:HB2	6	0.5
(1,533)	1:A:104:VAL:H	1:A:104:VAL:HB	7	0.5
(1,533)	1:A:104:VAL:H	1:A:104:VAL:HB	9	0.5
(1,482)	1:A:86:GLY:H	1:A:86:GLY:HA2	7	0.5
(1,478)	1:A:84:SER:H	1:A:84:SER:HB2	2	0.5
(1,456)	1:A:80:SER:H	1:A:79:SER:HB2	3	0.5
(1,453)	1:A:80:SER:H	1:A:77:GLN:HB2	8	0.5
(1,429)	1:A:77:GLN:H	1:A:77:GLN:HG2	11	0.5
(1,383)	1:A:71:LEU:H	1:A:71:LEU:HB2	11	0.5
(1,359)	1:A:68:VAL:H	1:A:68:VAL:HG11	9	0.5
(1,359)	1:A:68:VAL:H	1:A:68:VAL:HG12	9	0.5
(1,359)	1:A:68:VAL:H	1:A:68:VAL:HG13	9	0.5
(1,345)	1:A:67:GLY:H	1:A:68:VAL:H	11	0.5
(1,336)	1:A:66:LYS:H	1:A:67:GLY:H	6	0.5
(1,327)	1:A:65:ASP:H	1:A:66:LYS:H	10	0.5
(1,3)	1:A:5:PHE:H	1:A:4:LEU:H	13	0.5
(1,288)	1:A:55:THR:H	1:A:55:THR:HB	11	0.5

*Continued on next page...*



*Continued from previous page...*

Key	Atom-1	Atom-2	Model ID	Violation (Å)
(1,28)	1:A:9:THR:H	1:A:8:LYS:HA	3	0.5
(1,2537)	1:A:105:TYR:H	1:B:179:ILE:HD11	9	0.5
(1,2537)	1:A:105:TYR:H	1:B:179:ILE:HD12	9	0.5
(1,2537)	1:A:105:TYR:H	1:B:179:ILE:HD13	9	0.5
(1,2537)	1:A:105:TYR:H	1:B:179:ILE:HD11	13	0.5
(1,2537)	1:A:105:TYR:H	1:B:179:ILE:HD12	13	0.5
(1,2537)	1:A:105:TYR:H	1:B:179:ILE:HD13	13	0.5
(1,2503)	2:C:17:THR:H	2:C:18:LEU:H	7	0.5
(1,250)	1:A:46:SER:HA	1:A:47:GLY:H	9	0.5
(1,250)	1:A:46:SER:HA	1:A:47:GLY:H	15	0.5
(1,2482)	1:B:219:LEU:H	1:B:219:LEU:HA	8	0.5
(1,2482)	1:B:219:LEU:H	1:B:219:LEU:HA	14	0.5
(1,2457)	1:B:211:VAL:HG21	1:B:173:HIS:HD1	8	0.5
(1,2457)	1:B:211:VAL:HG21	1:B:173:HIS:HD2	8	0.5
(1,2457)	1:B:211:VAL:HG22	1:B:173:HIS:HD1	8	0.5
(1,2457)	1:B:211:VAL:HG22	1:B:173:HIS:HD2	8	0.5
(1,2457)	1:B:211:VAL:HG23	1:B:173:HIS:HD1	8	0.5
(1,2457)	1:B:211:VAL:HG23	1:B:173:HIS:HD2	8	0.5
(1,2372)	1:B:199:GLY:HA2	1:B:200:TYR:H	14	0.5
(1,2372)	1:B:199:GLY:HA3	1:B:200:TYR:H	14	0.5
(1,2351)	1:B:196:LYS:H	1:B:196:LYS:HD2	3	0.5
(1,2348)	1:B:195:LEU:H	1:B:195:LEU:HB2	4	0.5
(1,2348)	1:B:195:LEU:H	1:B:195:LEU:HB2	6	0.5
(1,2346)	1:B:195:LEU:H	1:B:195:LEU:HG	12	0.5
(1,2336)	1:B:192:SER:H	1:B:192:SER:HB2	1	0.5
(1,2332)	1:B:190:LYS:H	1:B:191:SER:H	6	0.5
(1,2291)	1:B:187:ALA:H	1:B:187:ALA:HB1	4	0.5
(1,2291)	1:B:187:ALA:H	1:B:187:ALA:HB2	4	0.5
(1,2291)	1:B:187:ALA:H	1:B:187:ALA:HB3	4	0.5
(1,2291)	1:B:187:ALA:H	1:B:187:ALA:HB1	9	0.5
(1,2291)	1:B:187:ALA:H	1:B:187:ALA:HB2	9	0.5
(1,2291)	1:B:187:ALA:H	1:B:187:ALA:HB3	9	0.5
(1,2254)	1:B:183:ALA:H	1:B:183:ALA:HB1	9	0.5
(1,2254)	1:B:183:ALA:H	1:B:183:ALA:HB2	9	0.5
(1,2254)	1:B:183:ALA:H	1:B:183:ALA:HB3	9	0.5
(1,225)	1:A:42:ASN:H	1:A:42:ASN:HB2	6	0.5
(1,2239)	1:B:181:ALA:HB1	1:B:181:ALA:H	12	0.5
(1,2239)	1:B:181:ALA:HB2	1:B:181:ALA:H	12	0.5
(1,2239)	1:B:181:ALA:HB3	1:B:181:ALA:H	12	0.5
(1,2211)	1:B:178:SER:H	1:B:178:SER:HB2	4	0.5
(1,2198)	1:B:176:ALA:HB1	1:B:176:ALA:H	2	0.5
(1,2198)	1:B:176:ALA:HB2	1:B:176:ALA:H	2	0.5

*Continued on next page...*

*Continued from previous page...*

Key	Atom-1	Atom-2	Model ID	Violation (Å)
(1,2198)	1:B:176:ALA:HB3	1:B:176:ALA:H	2	0.5
(1,2165)	1:B:168:ALA:HB1	1:B:211:VAL:HG21	15	0.5
(1,2165)	1:B:168:ALA:HB1	1:B:211:VAL:HG22	15	0.5
(1,2165)	1:B:168:ALA:HB1	1:B:211:VAL:HG23	15	0.5
(1,2165)	1:B:168:ALA:HB2	1:B:211:VAL:HG21	15	0.5
(1,2165)	1:B:168:ALA:HB2	1:B:211:VAL:HG22	15	0.5
(1,2165)	1:B:168:ALA:HB2	1:B:211:VAL:HG23	15	0.5
(1,2165)	1:B:168:ALA:HB3	1:B:211:VAL:HG21	15	0.5
(1,2165)	1:B:168:ALA:HB3	1:B:211:VAL:HG22	15	0.5
(1,2165)	1:B:168:ALA:HB3	1:B:211:VAL:HG23	15	0.5
(1,2123)	1:B:161:ILE:HD11	1:B:207:ALA:HA	14	0.5
(1,2123)	1:B:161:ILE:HD12	1:B:207:ALA:HA	14	0.5
(1,2123)	1:B:161:ILE:HD13	1:B:207:ALA:HA	14	0.5
(1,2063)	1:B:155:LEU:HD21	1:B:121:LEU:HD11	13	0.5
(1,2063)	1:B:155:LEU:HD21	1:B:121:LEU:HD12	13	0.5
(1,2063)	1:B:155:LEU:HD21	1:B:121:LEU:HD13	13	0.5
(1,2063)	1:B:155:LEU:HD22	1:B:121:LEU:HD11	13	0.5
(1,2063)	1:B:155:LEU:HD22	1:B:121:LEU:HD12	13	0.5
(1,2063)	1:B:155:LEU:HD22	1:B:121:LEU:HD13	13	0.5
(1,2063)	1:B:155:LEU:HD23	1:B:121:LEU:HD11	13	0.5
(1,2063)	1:B:155:LEU:HD23	1:B:121:LEU:HD12	13	0.5
(1,2063)	1:B:155:LEU:HD23	1:B:121:LEU:HD13	13	0.5
(1,206)	1:A:40:ASN:HB2	1:A:41:ILE:H	6	0.5
(1,206)	1:A:40:ASN:HB2	1:A:41:ILE:H	9	0.5
(1,2031)	1:B:152:ALA:H	1:B:152:ALA:HB1	2	0.5
(1,2031)	1:B:152:ALA:H	1:B:152:ALA:HB2	2	0.5
(1,2031)	1:B:152:ALA:H	1:B:152:ALA:HB3	2	0.5
(1,2017)	1:B:150:ASN:H	1:B:150:ASN:HA	6	0.5
(1,2017)	1:B:150:ASN:H	1:B:150:ASN:HA	8	0.5
(1,2017)	1:B:150:ASN:H	1:B:150:ASN:HA	9	0.5
(1,2017)	1:B:150:ASN:H	1:B:150:ASN:HA	14	0.5
(1,2017)	1:B:150:ASN:H	1:B:150:ASN:HA	15	0.5
(1,2003)	1:B:144:ARG:H	1:B:144:ARG:HB2	9	0.5
(1,2001)	1:B:142:THR:H	1:B:142:THR:HA	1	0.5
(1,2001)	1:B:142:THR:H	1:B:142:THR:HA	2	0.5
(1,2001)	1:B:142:THR:H	1:B:142:THR:HA	6	0.5
(1,2001)	1:B:142:THR:H	1:B:142:THR:HA	11	0.5
(1,2001)	1:B:142:THR:H	1:B:142:THR:HA	12	0.5
(1,2001)	1:B:142:THR:H	1:B:142:THR:HA	15	0.5
(1,1995)	1:B:141:ILE:H	1:B:141:ILE:HA	2	0.5
(1,1995)	1:B:141:ILE:H	1:B:141:ILE:HA	7	0.5
(1,1995)	1:B:141:ILE:H	1:B:141:ILE:HA	11	0.5

*Continued on next page...*

*Continued from previous page...*

Key	Atom-1	Atom-2	Model ID	Violation (Å)
(1,1995)	1:B:141:ILE:H	1:B:141:ILE:HA	12	0.5
(1,1995)	1:B:141:ILE:H	1:B:141:ILE:HA	14	0.5
(1,1945)	1:B:132:LEU:H	1:B:132:LEU:HD11	9	0.5
(1,1945)	1:B:132:LEU:H	1:B:132:LEU:HD12	9	0.5
(1,1945)	1:B:132:LEU:H	1:B:132:LEU:HD13	9	0.5
(1,1945)	1:B:132:LEU:H	1:B:132:LEU:HD11	13	0.5
(1,1945)	1:B:132:LEU:H	1:B:132:LEU:HD12	13	0.5
(1,1945)	1:B:132:LEU:H	1:B:132:LEU:HD13	13	0.5
(1,1942)	1:B:131:LYS:H	1:B:131:LYS:HB2	10	0.5
(1,194)	1:A:38:GLU:H	1:A:38:GLU:HB2	13	0.5
(1,1913)	1:B:121:LEU:H	1:B:121:LEU:HB2	5	0.5
(1,1901)	1:B:119:GLN:H	1:B:119:GLN:HB2	9	0.5
(1,1875)	1:B:117:MET:H	1:B:116:GLY:H	12	0.5
(1,1861)	1:B:115:SER:H	1:B:115:SER:HB2	1	0.5
(1,1831)	1:B:111:ILE:H	1:B:110:GLY:HA3	4	0.5
(1,181)	1:A:37:PHE:H	1:A:36:GLY:H	8	0.5
(1,1782)	1:B:104:VAL:HG21	1:B:170:ARG:HD2	7	0.5
(1,1782)	1:B:104:VAL:HG21	1:B:170:ARG:HD3	7	0.5
(1,1782)	1:B:104:VAL:HG22	1:B:170:ARG:HD2	7	0.5
(1,1782)	1:B:104:VAL:HG22	1:B:170:ARG:HD3	7	0.5
(1,1782)	1:B:104:VAL:HG23	1:B:170:ARG:HD2	7	0.5
(1,1782)	1:B:104:VAL:HG23	1:B:170:ARG:HD3	7	0.5
(1,1727)	1:B:86:GLY:HA3	1:B:87:LEU:H	4	0.5
(1,1726)	1:B:86:GLY:H	1:B:86:GLY:HA2	1	0.5
(1,172)	1:A:36:GLY:H	1:A:35:LEU:H	3	0.5
(1,172)	1:A:36:GLY:H	1:A:35:LEU:H	15	0.5
(1,1697)	1:B:80:SER:H	1:B:77:GLN:HB2	2	0.5
(1,1697)	1:B:80:SER:H	1:B:77:GLN:HB2	14	0.5
(1,1673)	1:B:77:GLN:H	1:B:77:GLN:HG2	8	0.5
(1,1673)	1:B:77:GLN:H	1:B:77:GLN:HG2	12	0.5
(1,1672)	1:B:77:GLN:H	1:B:77:GLN:HB2	3	0.5
(1,1562)	1:B:63:GLY:H	1:B:64:LEU:H	3	0.5
(1,1556)	1:B:58:LEU:H	1:B:59:HIS:H	1	0.5
(1,1532)	1:B:55:THR:H	1:B:55:THR:HB	15	0.5
(1,1518)	1:B:53:VAL:H	1:B:53:VAL:HB	14	0.5
(1,1430)	1:B:37:PHE:H	1:B:37:PHE:HB3	8	0.5
(1,1411)	1:B:35:LEU:HB2	1:B:35:LEU:H	5	0.5
(1,1411)	1:B:35:LEU:HB2	1:B:35:LEU:H	11	0.5
(1,1392)	1:B:33:GLN:H	1:B:32:LYS:HD2	15	0.5
(1,1381)	1:B:32:LYS:H	1:B:31:LEU:H	3	0.5
(1,1380)	1:B:32:LYS:H	1:B:31:LEU:HD21	10	0.5
(1,1380)	1:B:32:LYS:H	1:B:31:LEU:HD22	10	0.5

*Continued on next page...*

*Continued from previous page...*

Key	Atom-1	Atom-2	Model ID	Violation (Å)
(1,1380)	1:B:32:LYS:H	1:B:31:LEU:HD23	10	0.5
(1,1376)	1:B:31:LEU:H	1:B:31:LEU:HB2	13	0.5
(1,137)	1:A:32:LYS:H	1:A:31:LEU:H	3	0.5
(1,1351)	1:B:27:LYS:H	1:B:26:PRO:HG2	11	0.5
(1,1320)	1:B:18:VAL:HA	1:B:18:VAL:H	2	0.5
(1,1320)	1:B:18:VAL:HA	1:B:18:VAL:H	4	0.5
(1,1320)	1:B:18:VAL:HA	1:B:18:VAL:H	6	0.5
(1,1320)	1:B:18:VAL:HA	1:B:18:VAL:H	15	0.5
(1,130)	1:A:31:LEU:H	1:A:30:SER:H	3	0.5
(1,129)	1:A:31:LEU:H	1:A:30:SER:HB2	11	0.5
(1,1285)	1:B:12:ASP:H	1:B:12:ASP:HB3	14	0.5
(1,1277)	1:B:11:THR:H	1:B:10:PRO:HA	10	0.5
(1,1273)	1:B:9:THR:H	1:B:9:THR:HB	1	0.5
(1,1273)	1:B:9:THR:H	1:B:9:THR:HB	10	0.5
(1,1270)	1:B:9:THR:H	1:B:8:LYS:HD2	1	0.5
(1,1254)	1:B:6:GLY:H	1:B:5:PHE:HB3	14	0.5
(1,1247)	1:B:5:PHE:H	1:B:4:LEU:H	8	0.5
(1,1231)	1:A:216:LYS:H	1:A:216:LYS:HG2	6	0.5
(1,1128)	1:A:199:GLY:HA2	1:A:200:TYR:H	10	0.5
(1,1128)	1:A:199:GLY:HA3	1:A:200:TYR:H	10	0.5
(1,1120)	1:A:198:MET:HE1	1:A:190:LYS:HE2	1	0.5
(1,1120)	1:A:198:MET:HE1	1:A:190:LYS:HE3	1	0.5
(1,1120)	1:A:198:MET:HE2	1:A:190:LYS:HE2	1	0.5
(1,1120)	1:A:198:MET:HE2	1:A:190:LYS:HE3	1	0.5
(1,1120)	1:A:198:MET:HE3	1:A:190:LYS:HE2	1	0.5
(1,1120)	1:A:198:MET:HE3	1:A:190:LYS:HE3	1	0.5
(1,1104)	1:A:195:LEU:H	1:A:195:LEU:HB2	14	0.5
(1,1097)	1:A:193:LYS:H	1:A:193:LYS:HB3	9	0.5
(1,109)	1:A:27:LYS:H	1:A:27:LYS:HD2	5	0.5
(1,1062)	1:A:188:LEU:H	1:A:188:LEU:HB2	7	0.5
(1,1047)	1:A:187:ALA:H	1:A:187:ALA:HB1	1	0.5
(1,1047)	1:A:187:ALA:H	1:A:187:ALA:HB2	1	0.5
(1,1047)	1:A:187:ALA:H	1:A:187:ALA:HB3	1	0.5
(1,954)	1:A:176:ALA:HB1	1:A:176:ALA:H	11	0.49
(1,954)	1:A:176:ALA:HB2	1:A:176:ALA:H	11	0.49
(1,954)	1:A:176:ALA:HB3	1:A:176:ALA:H	11	0.49
(1,898)	1:A:164:SER:H	1:A:211:VAL:HB	2	0.49
(1,898)	1:A:164:SER:H	1:A:211:VAL:HB	8	0.49
(1,898)	1:A:164:SER:H	1:A:211:VAL:HB	9	0.49
(1,88)	1:A:21:GLN:HA	1:A:22:ASP:H	10	0.49
(1,87)	1:A:21:GLN:H	1:A:22:ASP:H	14	0.49
(1,849)	1:A:158:SER:H	1:A:158:SER:HB2	4	0.49

*Continued on next page...*

*Continued from previous page...*

Key	Atom-1	Atom-2	Model ID	Violation (Å)
(1,849)	1:A:158:SER:H	1:A:158:SER:HB2	6	0.49
(1,838)	1:A:157:LEU:HD11	1:A:203:ALA:HB1	8	0.49
(1,838)	1:A:157:LEU:HD11	1:A:203:ALA:HB2	8	0.49
(1,838)	1:A:157:LEU:HD11	1:A:203:ALA:HB3	8	0.49
(1,838)	1:A:157:LEU:HD12	1:A:203:ALA:HB1	8	0.49
(1,838)	1:A:157:LEU:HD12	1:A:203:ALA:HB2	8	0.49
(1,838)	1:A:157:LEU:HD12	1:A:203:ALA:HB3	8	0.49
(1,838)	1:A:157:LEU:HD13	1:A:203:ALA:HB1	8	0.49
(1,838)	1:A:157:LEU:HD13	1:A:203:ALA:HB2	8	0.49
(1,838)	1:A:157:LEU:HD13	1:A:203:ALA:HB3	8	0.49
(1,838)	1:A:157:LEU:HD21	1:A:203:ALA:HB1	8	0.49
(1,838)	1:A:157:LEU:HD21	1:A:203:ALA:HB2	8	0.49
(1,838)	1:A:157:LEU:HD21	1:A:203:ALA:HB3	8	0.49
(1,838)	1:A:157:LEU:HD22	1:A:203:ALA:HB1	8	0.49
(1,838)	1:A:157:LEU:HD22	1:A:203:ALA:HB2	8	0.49
(1,838)	1:A:157:LEU:HD22	1:A:203:ALA:HB3	8	0.49
(1,838)	1:A:157:LEU:HD23	1:A:203:ALA:HB1	8	0.49
(1,838)	1:A:157:LEU:HD23	1:A:203:ALA:HB2	8	0.49
(1,838)	1:A:157:LEU:HD23	1:A:203:ALA:HB3	8	0.49
(1,827)	1:A:156:ALA:HB1	1:A:118:MET:HB2	10	0.49
(1,827)	1:A:156:ALA:HB1	1:A:118:MET:HB3	10	0.49
(1,827)	1:A:156:ALA:HB2	1:A:118:MET:HB2	10	0.49
(1,827)	1:A:156:ALA:HB2	1:A:118:MET:HB3	10	0.49
(1,827)	1:A:156:ALA:HB3	1:A:118:MET:HB2	10	0.49
(1,827)	1:A:156:ALA:HB3	1:A:118:MET:HB3	10	0.49
(1,792)	1:A:152:ALA:HB1	1:A:122:GLN:HG2	7	0.49
(1,792)	1:A:152:ALA:HB1	1:A:122:GLN:HG3	7	0.49
(1,792)	1:A:152:ALA:HB2	1:A:122:GLN:HG2	7	0.49
(1,792)	1:A:152:ALA:HB2	1:A:122:GLN:HG3	7	0.49
(1,792)	1:A:152:ALA:HB3	1:A:122:GLN:HG2	7	0.49
(1,792)	1:A:152:ALA:HB3	1:A:122:GLN:HG3	7	0.49
(1,771)	1:A:149:GLY:H	1:A:149:GLY:HA2	2	0.49
(1,756)	1:A:142:THR:H	1:A:142:THR:HG21	6	0.49
(1,756)	1:A:142:THR:H	1:A:142:THR:HG22	6	0.49
(1,756)	1:A:142:THR:H	1:A:142:THR:HG23	6	0.49
(1,701)	1:A:132:LEU:H	1:A:132:LEU:HD11	3	0.49
(1,701)	1:A:132:LEU:H	1:A:132:LEU:HD12	3	0.49
(1,701)	1:A:132:LEU:H	1:A:132:LEU:HD13	3	0.49
(1,700)	1:A:132:LEU:H	1:A:132:LEU:HB2	2	0.49
(1,687)	1:A:127:ASN:H	1:A:126:PRO:HA	15	0.49
(1,669)	1:A:121:LEU:H	1:A:121:LEU:HB2	3	0.49
(1,657)	1:A:119:GLN:H	1:A:119:GLN:HB2	12	0.49

*Continued on next page...*

*Continued from previous page...*

Key	Atom-1	Atom-2	Model ID	Violation (Å)
(1,657)	1:A:119:GLN:H	1:A:119:GLN:HB2	14	0.49
(1,635)	1:A:117:MET:H	1:A:117:MET:HE1	9	0.49
(1,635)	1:A:117:MET:H	1:A:117:MET:HE2	9	0.49
(1,635)	1:A:117:MET:H	1:A:117:MET:HE3	9	0.49
(1,629)	1:A:117:MET:HE1	1:A:115:SER:H	8	0.49
(1,629)	1:A:117:MET:HE2	1:A:115:SER:H	8	0.49
(1,629)	1:A:117:MET:HE3	1:A:115:SER:H	8	0.49
(1,612)	1:A:114:PHE:HB2	1:A:115:SER:H	6	0.49
(1,612)	1:A:114:PHE:HB2	1:A:115:SER:H	11	0.49
(1,563)	1:A:107:LEU:HD11	1:A:166:ILE:HG21	12	0.49
(1,563)	1:A:107:LEU:HD11	1:A:166:ILE:HG22	12	0.49
(1,563)	1:A:107:LEU:HD11	1:A:166:ILE:HG23	12	0.49
(1,563)	1:A:107:LEU:HD12	1:A:166:ILE:HG21	12	0.49
(1,563)	1:A:107:LEU:HD12	1:A:166:ILE:HG22	12	0.49
(1,563)	1:A:107:LEU:HD12	1:A:166:ILE:HG23	12	0.49
(1,563)	1:A:107:LEU:HD13	1:A:166:ILE:HG21	12	0.49
(1,563)	1:A:107:LEU:HD13	1:A:166:ILE:HG22	12	0.49
(1,563)	1:A:107:LEU:HD13	1:A:166:ILE:HG23	12	0.49
(1,553)	1:A:106:LEU:H	1:A:105:TYR:HB2	11	0.49
(1,553)	1:A:106:LEU:H	1:A:105:TYR:HB2	15	0.49
(1,539)	1:A:104:VAL:HG21	1:A:170:ARG:HE	7	0.49
(1,539)	1:A:104:VAL:HG22	1:A:170:ARG:HE	7	0.49
(1,539)	1:A:104:VAL:HG23	1:A:170:ARG:HE	7	0.49
(1,482)	1:A:86:GLY:H	1:A:86:GLY:HA2	8	0.49
(1,446)	1:A:79:SER:H	1:A:78:LEU:HB3	3	0.49
(1,436)	1:A:78:LEU:H	1:A:78:LEU:HB2	6	0.49
(1,429)	1:A:77:GLN:H	1:A:77:GLN:HG2	2	0.49
(1,405)	1:A:74:GLU:H	1:A:73:LEU:HB3	11	0.49
(1,369)	1:A:70:TYR:H	1:A:71:LEU:H	9	0.49
(1,353)	1:A:67:GLY:H	1:A:66:LYS:HD2	9	0.49
(1,312)	1:A:58:LEU:H	1:A:59:HIS:H	8	0.49
(1,280)	1:A:54:ASP:H	1:A:54:ASP:HB2	1	0.49
(1,2585)	1:B:116:GLY:H	1:A:190:LYS:HG2	3	0.49
(1,2585)	1:B:116:GLY:H	1:A:190:LYS:HG3	3	0.49
(1,2582)	1:B:116:GLY:H	1:A:189:PHE:HB2	2	0.49
(1,2582)	1:B:116:GLY:H	1:A:189:PHE:HB3	2	0.49
(1,2498)	2:C:10:PHE:H	2:C:11:PHE:H	9	0.49
(1,249)	1:A:46:SER:H	1:A:46:SER:HB2	11	0.49
(1,24)	1:A:8:LYS:H	1:A:8:LYS:HD2	5	0.49
(1,2351)	1:B:196:LYS:H	1:B:196:LYS:HD2	14	0.49
(1,2348)	1:B:195:LEU:H	1:B:195:LEU:HB2	7	0.49
(1,2344)	1:B:194:GLY:H	1:B:194:GLY:HA3	6	0.49

*Continued on next page...*



*Continued from previous page...*

Key	Atom-1	Atom-2	Model ID	Violation (Å)
(1,2239)	1:B:181:ALA:HB1	1:B:181:ALA:H	2	0.49
(1,2239)	1:B:181:ALA:HB2	1:B:181:ALA:H	2	0.49
(1,2239)	1:B:181:ALA:HB3	1:B:181:ALA:H	2	0.49
(1,2239)	1:B:181:ALA:HB1	1:B:181:ALA:H	6	0.49
(1,2239)	1:B:181:ALA:HB2	1:B:181:ALA:H	6	0.49
(1,2239)	1:B:181:ALA:HB3	1:B:181:ALA:H	6	0.49
(1,213)	1:A:41:ILE:H	1:A:41:ILE:HB	6	0.49
(1,2084)	1:B:157:LEU:HD11	1:B:204:MET:HB2	11	0.49
(1,2084)	1:B:157:LEU:HD11	1:B:204:MET:HB3	11	0.49
(1,2084)	1:B:157:LEU:HD12	1:B:204:MET:HB2	11	0.49
(1,2084)	1:B:157:LEU:HD12	1:B:204:MET:HB3	11	0.49
(1,2084)	1:B:157:LEU:HD13	1:B:204:MET:HB2	11	0.49
(1,2084)	1:B:157:LEU:HD13	1:B:204:MET:HB3	11	0.49
(1,2084)	1:B:157:LEU:HD21	1:B:204:MET:HB2	11	0.49
(1,2084)	1:B:157:LEU:HD21	1:B:204:MET:HB3	11	0.49
(1,2084)	1:B:157:LEU:HD22	1:B:204:MET:HB2	11	0.49
(1,2084)	1:B:157:LEU:HD22	1:B:204:MET:HB3	11	0.49
(1,2084)	1:B:157:LEU:HD23	1:B:204:MET:HB2	11	0.49
(1,2084)	1:B:157:LEU:HD23	1:B:204:MET:HB3	11	0.49
(1,2031)	1:B:152:ALA:H	1:B:152:ALA:HB1	6	0.49
(1,2031)	1:B:152:ALA:H	1:B:152:ALA:HB2	6	0.49
(1,2031)	1:B:152:ALA:H	1:B:152:ALA:HB3	6	0.49
(1,2019)	1:B:150:ASN:H	1:B:150:ASN:HB2	5	0.49
(1,1996)	1:B:141:ILE:H	1:B:141:ILE:HB	14	0.49
(1,1976)	1:B:136:THR:H	1:B:136:THR:HB	12	0.49
(1,1901)	1:B:119:GLN:H	1:B:119:GLN:HB2	15	0.49
(1,1861)	1:B:115:SER:H	1:B:115:SER:HB2	5	0.49
(1,1839)	1:B:111:ILE:HD11	1:B:163:ASN:HD21	5	0.49
(1,1839)	1:B:111:ILE:HD11	1:B:163:ASN:HD22	5	0.49
(1,1839)	1:B:111:ILE:HD12	1:B:163:ASN:HD21	5	0.49
(1,1839)	1:B:111:ILE:HD12	1:B:163:ASN:HD22	5	0.49
(1,1839)	1:B:111:ILE:HD13	1:B:163:ASN:HD21	5	0.49
(1,1839)	1:B:111:ILE:HD13	1:B:163:ASN:HD22	5	0.49
(1,1777)	1:B:104:VAL:H	1:B:104:VAL:HB	1	0.49
(1,1758)	1:B:96:ASP:H	1:B:96:ASP:HB2	12	0.49
(1,1726)	1:B:86:GLY:H	1:B:86:GLY:HA2	13	0.49
(1,1700)	1:B:80:SER:H	1:B:79:SER:HB2	12	0.49
(1,167)	1:A:35:LEU:HB2	1:A:35:LEU:H	1	0.49
(1,162)	1:A:34:SER:H	1:A:34:SER:HB2	3	0.49
(1,1610)	1:B:69:GLU:H	1:B:69:GLU:HB2	3	0.49
(1,1610)	1:B:69:GLU:H	1:B:69:GLU:HB2	8	0.49
(1,1580)	1:B:66:LYS:H	1:B:67:GLY:H	15	0.49

*Continued on next page...*

*Continued from previous page...*

Key	Atom-1	Atom-2	Model ID	Violation (Å)
(1,1570)	1:B:64:LEU:H	1:B:64:LEU:HB2	4	0.49
(1,1532)	1:B:55:THR:H	1:B:55:THR:HB	1	0.49
(1,1532)	1:B:55:THR:H	1:B:55:THR:HB	5	0.49
(1,1519)	1:B:53:VAL:HB	1:B:54:ASP:H	4	0.49
(1,1505)	1:B:51:MET:H	1:B:51:MET:HG2	13	0.49
(1,148)	1:A:33:GLN:H	1:A:32:LYS:HD2	15	0.49
(1,144)	1:A:32:LYS:H	1:A:33:GLN:H	7	0.49
(1,1416)	1:B:36:GLY:H	1:B:35:LEU:H	3	0.49
(1,1411)	1:B:35:LEU:HB2	1:B:35:LEU:H	1	0.49
(1,1351)	1:B:27:LYS:H	1:B:26:PRO:HG2	14	0.49
(1,1344)	1:B:24:THR:HB	1:B:25:LYS:H	13	0.49
(1,1332)	1:B:21:GLN:HA	1:B:22:ASP:H	6	0.49
(1,1323)	1:B:19:GLY:H	1:B:18:VAL:HA	11	0.49
(1,1322)	1:B:19:GLY:H	1:B:18:VAL:H	5	0.49
(1,1306)	1:B:15:ASN:H	1:B:15:ASN:HB3	6	0.49
(1,1284)	1:B:12:ASP:H	1:B:11:THR:HB	10	0.49
(1,1280)	1:B:11:THR:H	1:B:11:THR:HG21	15	0.49
(1,1280)	1:B:11:THR:H	1:B:11:THR:HG22	15	0.49
(1,1280)	1:B:11:THR:H	1:B:11:THR:HG23	15	0.49
(1,1269)	1:B:9:THR:H	1:B:7:ASP:HA	13	0.49
(1,124)	1:A:29:LEU:HB2	1:A:30:SER:H	2	0.49
(1,1239)	1:A:219:LEU:H	1:A:219:LEU:HB2	12	0.49
(1,122)	1:A:29:LEU:H	1:A:29:LEU:HB2	5	0.49
(1,1216)	1:A:211:VAL:HG21	1:A:167:ASP:HB2	7	0.49
(1,1216)	1:A:211:VAL:HG21	1:A:167:ASP:HB3	7	0.49
(1,1216)	1:A:211:VAL:HG22	1:A:167:ASP:HB2	7	0.49
(1,1216)	1:A:211:VAL:HG22	1:A:167:ASP:HB3	7	0.49
(1,1216)	1:A:211:VAL:HG23	1:A:167:ASP:HB2	7	0.49
(1,1216)	1:A:211:VAL:HG23	1:A:167:ASP:HB3	7	0.49
(1,1120)	1:A:198:MET:HE1	1:A:190:LYS:HE2	15	0.49
(1,1120)	1:A:198:MET:HE1	1:A:190:LYS:HE3	15	0.49
(1,1120)	1:A:198:MET:HE2	1:A:190:LYS:HE2	15	0.49
(1,1120)	1:A:198:MET:HE2	1:A:190:LYS:HE3	15	0.49
(1,1120)	1:A:198:MET:HE3	1:A:190:LYS:HE2	15	0.49
(1,1120)	1:A:198:MET:HE3	1:A:190:LYS:HE3	15	0.49
(1,11)	1:A:6:GLY:H	1:A:5:PHE:H	7	0.49
(1,1096)	1:A:193:LYS:H	1:A:193:LYS:HB2	2	0.49
(1,109)	1:A:27:LYS:H	1:A:27:LYS:HD2	4	0.49
(1,1085)	1:A:190:LYS:H	1:A:190:LYS:HD2	2	0.49
(1,107)	1:A:27:LYS:H	1:A:26:PRO:HG2	8	0.49
(1,1066)	1:A:188:LEU:HB2	1:A:189:PHE:H	11	0.49
(1,1062)	1:A:188:LEU:H	1:A:188:LEU:HB2	6	0.49

*Continued on next page...*

*Continued from previous page...*

Key	Atom-1	Atom-2	Model ID	Violation (Å)
(1,105)	1:A:27:LYS:H	1:A:26:PRO:HB2	13	0.49
(1,1047)	1:A:187:ALA:H	1:A:187:ALA:HB1	8	0.49
(1,1047)	1:A:187:ALA:H	1:A:187:ALA:HB2	8	0.49
(1,1047)	1:A:187:ALA:H	1:A:187:ALA:HB3	8	0.49
(1,1047)	1:A:187:ALA:H	1:A:187:ALA:HB1	15	0.49
(1,1047)	1:A:187:ALA:H	1:A:187:ALA:HB2	15	0.49
(1,1047)	1:A:187:ALA:H	1:A:187:ALA:HB3	15	0.49
(1,1010)	1:A:183:ALA:H	1:A:183:ALA:HB1	7	0.49
(1,1010)	1:A:183:ALA:H	1:A:183:ALA:HB2	7	0.49
(1,1010)	1:A:183:ALA:H	1:A:183:ALA:HB3	7	0.49
(1,933)	1:A:170:ARG:H	1:A:170:ARG:HB2	8	0.48
(1,933)	1:A:170:ARG:H	1:A:170:ARG:HB2	9	0.48
(1,926)	1:A:169:LEU:H	1:A:169:LEU:HD11	13	0.48
(1,926)	1:A:169:LEU:H	1:A:169:LEU:HD12	13	0.48
(1,926)	1:A:169:LEU:H	1:A:169:LEU:HD13	13	0.48
(1,92)	1:A:22:ASP:H	1:A:23:THR:H	12	0.48
(1,864)	1:A:160:ASN:H	1:A:160:ASN:HB2	13	0.48
(1,838)	1:A:157:LEU:HD11	1:A:203:ALA:HB1	12	0.48
(1,838)	1:A:157:LEU:HD11	1:A:203:ALA:HB2	12	0.48
(1,838)	1:A:157:LEU:HD11	1:A:203:ALA:HB3	12	0.48
(1,838)	1:A:157:LEU:HD12	1:A:203:ALA:HB1	12	0.48
(1,838)	1:A:157:LEU:HD12	1:A:203:ALA:HB2	12	0.48
(1,838)	1:A:157:LEU:HD12	1:A:203:ALA:HB3	12	0.48
(1,838)	1:A:157:LEU:HD13	1:A:203:ALA:HB1	12	0.48
(1,838)	1:A:157:LEU:HD13	1:A:203:ALA:HB2	12	0.48
(1,838)	1:A:157:LEU:HD13	1:A:203:ALA:HB3	12	0.48
(1,838)	1:A:157:LEU:HD21	1:A:203:ALA:HB1	12	0.48
(1,838)	1:A:157:LEU:HD21	1:A:203:ALA:HB2	12	0.48
(1,838)	1:A:157:LEU:HD21	1:A:203:ALA:HB3	12	0.48
(1,838)	1:A:157:LEU:HD22	1:A:203:ALA:HB1	12	0.48
(1,838)	1:A:157:LEU:HD22	1:A:203:ALA:HB2	12	0.48
(1,838)	1:A:157:LEU:HD22	1:A:203:ALA:HB3	12	0.48
(1,838)	1:A:157:LEU:HD23	1:A:203:ALA:HB1	12	0.48
(1,838)	1:A:157:LEU:HD23	1:A:203:ALA:HB2	12	0.48
(1,838)	1:A:157:LEU:HD23	1:A:203:ALA:HB3	12	0.48
(1,838)	1:A:157:LEU:HD11	1:A:203:ALA:HB1	13	0.48
(1,838)	1:A:157:LEU:HD11	1:A:203:ALA:HB2	13	0.48
(1,838)	1:A:157:LEU:HD11	1:A:203:ALA:HB3	13	0.48
(1,838)	1:A:157:LEU:HD12	1:A:203:ALA:HB1	13	0.48
(1,838)	1:A:157:LEU:HD12	1:A:203:ALA:HB2	13	0.48
(1,838)	1:A:157:LEU:HD12	1:A:203:ALA:HB3	13	0.48
(1,838)	1:A:157:LEU:HD13	1:A:203:ALA:HB1	13	0.48

*Continued on next page...*

*Continued from previous page...*

Key	Atom-1	Atom-2	Model ID	Violation (Å)
(1,838)	1:A:157:LEU:HD13	1:A:203:ALA:HB2	13	0.48
(1,838)	1:A:157:LEU:HD13	1:A:203:ALA:HB3	13	0.48
(1,838)	1:A:157:LEU:HD21	1:A:203:ALA:HB1	13	0.48
(1,838)	1:A:157:LEU:HD21	1:A:203:ALA:HB2	13	0.48
(1,838)	1:A:157:LEU:HD21	1:A:203:ALA:HB3	13	0.48
(1,838)	1:A:157:LEU:HD22	1:A:203:ALA:HB1	13	0.48
(1,838)	1:A:157:LEU:HD22	1:A:203:ALA:HB2	13	0.48
(1,838)	1:A:157:LEU:HD22	1:A:203:ALA:HB3	13	0.48
(1,838)	1:A:157:LEU:HD23	1:A:203:ALA:HB1	13	0.48
(1,838)	1:A:157:LEU:HD23	1:A:203:ALA:HB2	13	0.48
(1,838)	1:A:157:LEU:HD23	1:A:203:ALA:HB3	13	0.48
(1,827)	1:A:156:ALA:HB1	1:A:118:MET:HB2	7	0.48
(1,827)	1:A:156:ALA:HB1	1:A:118:MET:HB3	7	0.48
(1,827)	1:A:156:ALA:HB2	1:A:118:MET:HB2	7	0.48
(1,827)	1:A:156:ALA:HB2	1:A:118:MET:HB3	7	0.48
(1,827)	1:A:156:ALA:HB3	1:A:118:MET:HB2	7	0.48
(1,827)	1:A:156:ALA:HB3	1:A:118:MET:HB3	7	0.48
(1,787)	1:A:152:ALA:H	1:A:152:ALA:HB1	14	0.48
(1,787)	1:A:152:ALA:H	1:A:152:ALA:HB2	14	0.48
(1,787)	1:A:152:ALA:H	1:A:152:ALA:HB3	14	0.48
(1,787)	1:A:152:ALA:H	1:A:152:ALA:HB1	15	0.48
(1,787)	1:A:152:ALA:H	1:A:152:ALA:HB2	15	0.48
(1,787)	1:A:152:ALA:H	1:A:152:ALA:HB3	15	0.48
(1,77)	1:A:18:VAL:H	1:A:18:VAL:HB	8	0.48
(1,765)	1:A:147:PHE:H	1:A:147:PHE:HB2	11	0.48
(1,760)	1:A:144:ARG:H	1:A:144:ARG:HG2	8	0.48
(1,739)	1:A:137:VAL:H	1:A:137:VAL:HB	12	0.48
(1,722)	1:A:135:ASN:H	1:A:135:ASN:HB2	12	0.48
(1,687)	1:A:127:ASN:H	1:A:126:PRO:HA	12	0.48
(1,657)	1:A:119:GLN:H	1:A:119:GLN:HB2	9	0.48
(1,657)	1:A:119:GLN:H	1:A:119:GLN:HB2	10	0.48
(1,650)	1:A:118:MET:HE1	1:A:155:LEU:HB2	4	0.48
(1,650)	1:A:118:MET:HE1	1:A:155:LEU:HB3	4	0.48
(1,650)	1:A:118:MET:HE2	1:A:155:LEU:HB2	4	0.48
(1,650)	1:A:118:MET:HE2	1:A:155:LEU:HB3	4	0.48
(1,650)	1:A:118:MET:HE3	1:A:155:LEU:HB2	4	0.48
(1,650)	1:A:118:MET:HE3	1:A:155:LEU:HB3	4	0.48
(1,650)	1:A:118:MET:HE1	1:A:155:LEU:HB2	7	0.48
(1,650)	1:A:118:MET:HE1	1:A:155:LEU:HB3	7	0.48
(1,650)	1:A:118:MET:HE2	1:A:155:LEU:HB2	7	0.48
(1,650)	1:A:118:MET:HE2	1:A:155:LEU:HB3	7	0.48
(1,650)	1:A:118:MET:HE3	1:A:155:LEU:HB2	7	0.48

*Continued on next page...*

*Continued from previous page...*

Key	Atom-1	Atom-2	Model ID	Violation (Å)
(1,650)	1:A:118:MET:HE3	1:A:155:LEU:HB3	7	0.48
(1,635)	1:A:117:MET:H	1:A:117:MET:HE1	3	0.48
(1,635)	1:A:117:MET:H	1:A:117:MET:HE2	3	0.48
(1,635)	1:A:117:MET:H	1:A:117:MET:HE3	3	0.48
(1,631)	1:A:117:MET:H	1:A:116:GLY:H	15	0.48
(1,596)	1:A:111:ILE:HD11	1:A:163:ASN:HB2	10	0.48
(1,596)	1:A:111:ILE:HD11	1:A:163:ASN:HB3	10	0.48
(1,596)	1:A:111:ILE:HD12	1:A:163:ASN:HB2	10	0.48
(1,596)	1:A:111:ILE:HD12	1:A:163:ASN:HB3	10	0.48
(1,596)	1:A:111:ILE:HD13	1:A:163:ASN:HB2	10	0.48
(1,596)	1:A:111:ILE:HD13	1:A:163:ASN:HB3	10	0.48
(1,587)	1:A:111:ILE:H	1:A:110:GLY:HA3	10	0.48
(1,564)	1:A:107:LEU:HD11	1:A:166:ILE:HG12	12	0.48
(1,564)	1:A:107:LEU:HD11	1:A:166:ILE:HG13	12	0.48
(1,564)	1:A:107:LEU:HD12	1:A:166:ILE:HG12	12	0.48
(1,564)	1:A:107:LEU:HD12	1:A:166:ILE:HG13	12	0.48
(1,564)	1:A:107:LEU:HD13	1:A:166:ILE:HG12	12	0.48
(1,564)	1:A:107:LEU:HD13	1:A:166:ILE:HG13	12	0.48
(1,553)	1:A:106:LEU:H	1:A:105:TYR:HB2	2	0.48
(1,538)	1:A:104:VAL:HG21	1:A:170:ARG:HD2	14	0.48
(1,538)	1:A:104:VAL:HG21	1:A:170:ARG:HD3	14	0.48
(1,538)	1:A:104:VAL:HG22	1:A:170:ARG:HD2	14	0.48
(1,538)	1:A:104:VAL:HG22	1:A:170:ARG:HD3	14	0.48
(1,538)	1:A:104:VAL:HG23	1:A:170:ARG:HD2	14	0.48
(1,538)	1:A:104:VAL:HG23	1:A:170:ARG:HD3	14	0.48
(1,522)	1:A:100:GLY:H	1:A:100:GLY:HA2	5	0.48
(1,518)	1:A:96:ASP:H	1:A:170:ARG:HH11	11	0.48
(1,493)	1:A:88:ILE:H	1:A:88:ILE:HB	8	0.48
(1,474)	1:A:82:GLU:HB2	1:A:83:GLY:H	11	0.48
(1,447)	1:A:79:SER:H	1:A:79:SER:HB2	4	0.48
(1,447)	1:A:79:SER:H	1:A:79:SER:HB2	14	0.48
(1,429)	1:A:77:GLN:H	1:A:77:GLN:HG2	9	0.48
(1,428)	1:A:77:GLN:H	1:A:77:GLN:HB2	3	0.48
(1,428)	1:A:77:GLN:H	1:A:77:GLN:HB2	6	0.48
(1,360)	1:A:69:GLU:H	1:A:70:TYR:H	12	0.48
(1,35)	1:A:11:THR:H	1:A:11:THR:HB	1	0.48
(1,35)	1:A:11:THR:H	1:A:11:THR:HB	13	0.48
(1,3)	1:A:5:PHE:H	1:A:4:LEU:H	15	0.48
(1,287)	1:A:55:THR:H	1:A:55:THR:HG21	3	0.48
(1,287)	1:A:55:THR:H	1:A:55:THR:HG22	3	0.48
(1,287)	1:A:55:THR:H	1:A:55:THR:HG23	3	0.48
(1,2606)	2:C:7:SER:H	1:A:80:SER:HA	13	0.48

*Continued on next page...*

*Continued from previous page...*

Key	Atom-1	Atom-2	Model ID	Violation (Å)
(1,2606)	2:C:7:SER:H	1:B:80:SER:HA	13	0.48
(1,2601)	2:C:16:ARG:H	1:A:77:GLN:HE21	4	0.48
(1,2601)	2:C:16:ARG:H	1:A:77:GLN:HE22	4	0.48
(1,2601)	2:C:16:ARG:H	1:B:77:GLN:HE21	4	0.48
(1,2601)	2:C:16:ARG:H	1:B:77:GLN:HE22	4	0.48
(1,2512)	1:A:67:GLY:H	1:B:66:LYS:HB2	2	0.48
(1,2512)	1:A:67:GLY:H	1:B:66:LYS:HB3	2	0.48
(1,2503)	2:C:17:THR:H	2:C:18:LEU:H	11	0.48
(1,250)	1:A:46:SER:HA	1:A:47:GLY:H	6	0.48
(1,239)	1:A:45:ILE:H	1:A:45:ILE:HB	12	0.48
(1,238)	1:A:45:ILE:H	1:A:45:ILE:HG21	8	0.48
(1,238)	1:A:45:ILE:H	1:A:45:ILE:HG22	8	0.48
(1,238)	1:A:45:ILE:H	1:A:45:ILE:HG23	8	0.48
(1,2354)	1:B:196:LYS:H	1:B:196:LYS:HB2	13	0.48
(1,2336)	1:B:192:SER:H	1:B:192:SER:HB2	15	0.48
(1,2306)	1:B:188:LEU:H	1:B:188:LEU:HB2	13	0.48
(1,2291)	1:B:187:ALA:H	1:B:187:ALA:HB1	8	0.48
(1,2291)	1:B:187:ALA:H	1:B:187:ALA:HB2	8	0.48
(1,2291)	1:B:187:ALA:H	1:B:187:ALA:HB3	8	0.48
(1,2254)	1:B:183:ALA:H	1:B:183:ALA:HB1	14	0.48
(1,2254)	1:B:183:ALA:H	1:B:183:ALA:HB2	14	0.48
(1,2254)	1:B:183:ALA:H	1:B:183:ALA:HB3	14	0.48
(1,225)	1:A:42:ASN:H	1:A:42:ASN:HB2	5	0.48
(1,2245)	1:B:182:GLY:H	1:B:181:ALA:HB1	11	0.48
(1,2245)	1:B:182:GLY:H	1:B:181:ALA:HB2	11	0.48
(1,2245)	1:B:182:GLY:H	1:B:181:ALA:HB3	11	0.48
(1,2198)	1:B:176:ALA:HB1	1:B:176:ALA:H	12	0.48
(1,2198)	1:B:176:ALA:HB2	1:B:176:ALA:H	12	0.48
(1,2198)	1:B:176:ALA:HB3	1:B:176:ALA:H	12	0.48
(1,2177)	1:B:170:ARG:H	1:B:170:ARG:HB2	3	0.48
(1,2142)	1:B:164:SER:H	1:B:211:VAL:HB	13	0.48
(1,2108)	1:B:160:ASN:H	1:B:160:ASN:HB2	6	0.48
(1,2101)	1:B:159:TYR:H	1:B:159:TYR:HB3	6	0.48
(1,2093)	1:B:158:SER:H	1:B:158:SER:HB2	2	0.48
(1,2093)	1:B:158:SER:H	1:B:158:SER:HB2	15	0.48
(1,1996)	1:B:141:ILE:H	1:B:141:ILE:HB	2	0.48
(1,1993)	1:B:140:HIS:H	1:B:140:HIS:HB2	15	0.48
(1,1968)	1:B:135:ASN:HB2	1:B:136:THR:H	6	0.48
(1,1913)	1:B:121:LEU:H	1:B:121:LEU:HB2	11	0.48
(1,1913)	1:B:121:LEU:H	1:B:121:LEU:HB2	13	0.48
(1,1861)	1:B:115:SER:H	1:B:115:SER:HB2	11	0.48
(1,1856)	1:B:114:PHE:HB2	1:B:115:SER:H	5	0.48

*Continued on next page...*



*Continued from previous page...*

Key	Atom-1	Atom-2	Model ID	Violation (Å)
(1,1781)	1:B:104:VAL:HG21	1:B:170:ARG:HG2	12	0.48
(1,1781)	1:B:104:VAL:HG21	1:B:170:ARG:HG3	12	0.48
(1,1781)	1:B:104:VAL:HG22	1:B:170:ARG:HG2	12	0.48
(1,1781)	1:B:104:VAL:HG22	1:B:170:ARG:HG3	12	0.48
(1,1781)	1:B:104:VAL:HG23	1:B:170:ARG:HG2	12	0.48
(1,1781)	1:B:104:VAL:HG23	1:B:170:ARG:HG3	12	0.48
(1,1772)	1:B:103:ALA:HB1	1:B:166:ILE:HG21	8	0.48
(1,1772)	1:B:103:ALA:HB1	1:B:166:ILE:HG22	8	0.48
(1,1772)	1:B:103:ALA:HB1	1:B:166:ILE:HG23	8	0.48
(1,1772)	1:B:103:ALA:HB2	1:B:166:ILE:HG21	8	0.48
(1,1772)	1:B:103:ALA:HB2	1:B:166:ILE:HG22	8	0.48
(1,1772)	1:B:103:ALA:HB2	1:B:166:ILE:HG23	8	0.48
(1,1772)	1:B:103:ALA:HB3	1:B:166:ILE:HG21	8	0.48
(1,1772)	1:B:103:ALA:HB3	1:B:166:ILE:HG22	8	0.48
(1,1772)	1:B:103:ALA:HB3	1:B:166:ILE:HG23	8	0.48
(1,1739)	1:B:90:SER:H	1:B:89:PRO:HG2	1	0.48
(1,1739)	1:B:90:SER:H	1:B:89:PRO:HG2	14	0.48
(1,1737)	1:B:88:ILE:H	1:B:88:ILE:HB	13	0.48
(1,1735)	1:B:88:ILE:H	1:B:88:ILE:HG12	5	0.48
(1,1728)	1:B:87:LEU:H	1:B:87:LEU:HB2	6	0.48
(1,1700)	1:B:80:SER:H	1:B:79:SER:HB2	13	0.48
(1,1673)	1:B:77:GLN:H	1:B:77:GLN:HG2	7	0.48
(1,167)	1:A:35:LEU:HB2	1:A:35:LEU:H	7	0.48
(1,167)	1:A:35:LEU:HB2	1:A:35:LEU:H	12	0.48
(1,1570)	1:B:64:LEU:H	1:B:64:LEU:HB2	1	0.48
(1,1563)	1:B:64:LEU:H	1:B:65:ASP:H	8	0.48
(1,1499)	1:B:49:GLY:H	1:B:48:PRO:HB2	14	0.48
(1,148)	1:A:33:GLN:H	1:A:32:LYS:HD2	6	0.48
(1,1444)	1:B:40:ASN:H	1:B:39:PRO:HG2	11	0.48
(1,1438)	1:B:38:GLU:H	1:B:38:GLU:HB2	10	0.48
(1,1422)	1:B:37:PHE:H	1:B:35:LEU:HG	3	0.48
(1,1411)	1:B:35:LEU:HB2	1:B:35:LEU:H	8	0.48
(1,141)	1:A:32:LYS:H	1:A:32:LYS:HD2	9	0.48
(1,1388)	1:B:32:LYS:H	1:B:33:GLN:H	11	0.48
(1,1381)	1:B:32:LYS:H	1:B:31:LEU:H	13	0.48
(1,1366)	1:B:29:LEU:H	1:B:29:LEU:HB2	7	0.48
(1,1348)	1:B:25:LYS:H	1:B:25:LYS:HD3	7	0.48
(1,1344)	1:B:24:THR:HB	1:B:25:LYS:H	5	0.48
(1,1318)	1:B:18:VAL:H	1:B:17:ALA:HA	13	0.48
(1,1308)	1:B:15:ASN:H	1:B:15:ASN:HB2	6	0.48
(1,1306)	1:B:15:ASN:H	1:B:15:ASN:HB3	10	0.48
(1,1293)	1:B:13:ASP:H	1:B:13:ASP:HB2	11	0.48

*Continued on next page...*

*Continued from previous page...*

Key	Atom-1	Atom-2	Model ID	Violation (Å)
(1,1279)	1:B:11:THR:H	1:B:11:THR:HB	14	0.48
(1,1255)	1:B:6:GLY:H	1:B:5:PHE:H	10	0.48
(1,122)	1:A:29:LEU:H	1:A:29:LEU:HB2	9	0.48
(1,122)	1:A:29:LEU:H	1:A:29:LEU:HB2	13	0.48
(1,1197)	1:A:209:CYS:H	1:A:209:CYS:HB3	4	0.48
(1,1122)	1:A:198:MET:HE1	1:A:190:LYS:HG2	3	0.48
(1,1122)	1:A:198:MET:HE1	1:A:190:LYS:HG3	3	0.48
(1,1122)	1:A:198:MET:HE2	1:A:190:LYS:HG2	3	0.48
(1,1122)	1:A:198:MET:HE2	1:A:190:LYS:HG3	3	0.48
(1,1122)	1:A:198:MET:HE3	1:A:190:LYS:HG2	3	0.48
(1,1122)	1:A:198:MET:HE3	1:A:190:LYS:HG3	3	0.48
(1,1105)	1:A:195:LEU:H	1:A:195:LEU:HD11	10	0.48
(1,1105)	1:A:195:LEU:H	1:A:195:LEU:HD12	10	0.48
(1,1105)	1:A:195:LEU:H	1:A:195:LEU:HD13	10	0.48
(1,1104)	1:A:195:LEU:H	1:A:195:LEU:HB2	7	0.48
(1,11)	1:A:6:GLY:H	1:A:5:PHE:H	12	0.48
(1,1085)	1:A:190:LYS:H	1:A:190:LYS:HD2	7	0.48
(1,1072)	1:A:188:LEU:HD11	1:A:202:SER:HB2	12	0.48
(1,1072)	1:A:188:LEU:HD11	1:A:202:SER:HB3	12	0.48
(1,1072)	1:A:188:LEU:HD12	1:A:202:SER:HB2	12	0.48
(1,1072)	1:A:188:LEU:HD12	1:A:202:SER:HB3	12	0.48
(1,1072)	1:A:188:LEU:HD13	1:A:202:SER:HB2	12	0.48
(1,1072)	1:A:188:LEU:HD13	1:A:202:SER:HB3	12	0.48
(1,1062)	1:A:188:LEU:H	1:A:188:LEU:HB2	9	0.48
(1,104)	1:A:25:LYS:H	1:A:25:LYS:HD3	1	0.48
(1,1010)	1:A:183:ALA:H	1:A:183:ALA:HB1	1	0.48
(1,1010)	1:A:183:ALA:H	1:A:183:ALA:HB2	1	0.48
(1,1010)	1:A:183:ALA:H	1:A:183:ALA:HB3	1	0.48
(1,1010)	1:A:183:ALA:H	1:A:183:ALA:HB1	13	0.48
(1,1010)	1:A:183:ALA:H	1:A:183:ALA:HB2	13	0.48
(1,1010)	1:A:183:ALA:H	1:A:183:ALA:HB3	13	0.48
(2,373)	1:B:165:THR:H	1:A:188:LEU:H	7	0.47
(1,967)	1:A:178:SER:H	1:A:178:SER:HB2	5	0.47
(1,954)	1:A:176:ALA:HB1	1:A:176:ALA:H	3	0.47
(1,954)	1:A:176:ALA:HB2	1:A:176:ALA:H	3	0.47
(1,954)	1:A:176:ALA:HB3	1:A:176:ALA:H	3	0.47
(1,943)	1:A:173:HIS:H	1:A:172:LYS:HA	6	0.47
(1,933)	1:A:170:ARG:H	1:A:170:ARG:HB2	12	0.47
(1,921)	1:A:168:ALA:HB1	1:A:211:VAL:HG21	14	0.47
(1,921)	1:A:168:ALA:HB1	1:A:211:VAL:HG22	14	0.47
(1,921)	1:A:168:ALA:HB1	1:A:211:VAL:HG23	14	0.47
(1,921)	1:A:168:ALA:HB2	1:A:211:VAL:HG21	14	0.47

*Continued on next page...*

*Continued from previous page...*

Key	Atom-1	Atom-2	Model ID	Violation (Å)
(1,921)	1:A:168:ALA:HB2	1:A:211:VAL:HG22	14	0.47
(1,921)	1:A:168:ALA:HB2	1:A:211:VAL:HG23	14	0.47
(1,921)	1:A:168:ALA:HB3	1:A:211:VAL:HG21	14	0.47
(1,921)	1:A:168:ALA:HB3	1:A:211:VAL:HG22	14	0.47
(1,921)	1:A:168:ALA:HB3	1:A:211:VAL:HG23	14	0.47
(1,898)	1:A:164:SER:H	1:A:211:VAL:HB	3	0.47
(1,858)	1:A:159:TYR:H	1:A:159:TYR:HB2	1	0.47
(1,85)	1:A:21:GLN:H	1:A:21:GLN:HB2	8	0.47
(1,832)	1:A:157:LEU:H	1:A:157:LEU:HB2	1	0.47
(1,832)	1:A:157:LEU:H	1:A:157:LEU:HB2	4	0.47
(1,787)	1:A:152:ALA:H	1:A:152:ALA:HB1	3	0.47
(1,787)	1:A:152:ALA:H	1:A:152:ALA:HB2	3	0.47
(1,787)	1:A:152:ALA:H	1:A:152:ALA:HB3	3	0.47
(1,752)	1:A:141:ILE:H	1:A:141:ILE:HB	1	0.47
(1,74)	1:A:18:VAL:H	1:A:17:ALA:HA	5	0.47
(1,732)	1:A:136:THR:H	1:A:136:THR:HB	4	0.47
(1,696)	1:A:130:GLY:HA2	1:A:131:LYS:H	12	0.47
(1,695)	1:A:130:GLY:H	1:A:130:GLY:HA2	1	0.47
(1,693)	1:A:128:SER:H	1:A:128:SER:HB2	13	0.47
(1,686)	1:A:124:ILE:H	1:A:124:ILE:HG21	14	0.47
(1,686)	1:A:124:ILE:H	1:A:124:ILE:HG22	14	0.47
(1,686)	1:A:124:ILE:H	1:A:124:ILE:HG23	14	0.47
(1,669)	1:A:121:LEU:H	1:A:121:LEU:HB2	9	0.47
(1,665)	1:A:120:GLY:H	1:A:121:LEU:H	15	0.47
(1,657)	1:A:119:GLN:H	1:A:119:GLN:HB2	13	0.47
(1,647)	1:A:118:MET:HE1	1:A:155:LEU:HD21	3	0.47
(1,647)	1:A:118:MET:HE1	1:A:155:LEU:HD22	3	0.47
(1,647)	1:A:118:MET:HE1	1:A:155:LEU:HD23	3	0.47
(1,647)	1:A:118:MET:HE2	1:A:155:LEU:HD21	3	0.47
(1,647)	1:A:118:MET:HE2	1:A:155:LEU:HD22	3	0.47
(1,647)	1:A:118:MET:HE2	1:A:155:LEU:HD23	3	0.47
(1,647)	1:A:118:MET:HE3	1:A:155:LEU:HD21	3	0.47
(1,647)	1:A:118:MET:HE3	1:A:155:LEU:HD22	3	0.47
(1,647)	1:A:118:MET:HE3	1:A:155:LEU:HD23	3	0.47
(1,646)	1:A:118:MET:HE1	1:A:156:ALA:H	10	0.47
(1,646)	1:A:118:MET:HE2	1:A:156:ALA:H	10	0.47
(1,646)	1:A:118:MET:HE3	1:A:156:ALA:H	10	0.47
(1,631)	1:A:117:MET:H	1:A:116:GLY:H	13	0.47
(1,593)	1:A:111:ILE:HB	1:A:112:GLY:H	10	0.47
(1,587)	1:A:111:ILE:H	1:A:110:GLY:HA3	15	0.47
(1,553)	1:A:106:LEU:H	1:A:105:TYR:HB2	7	0.47
(1,538)	1:A:104:VAL:HG21	1:A:170:ARG:HD2	7	0.47

*Continued on next page...*

*Continued from previous page...*

Key	Atom-1	Atom-2	Model ID	Violation (Å)
(1,538)	1:A:104:VAL:HG21	1:A:170:ARG:HD3	7	0.47
(1,538)	1:A:104:VAL:HG22	1:A:170:ARG:HD2	7	0.47
(1,538)	1:A:104:VAL:HG22	1:A:170:ARG:HD3	7	0.47
(1,538)	1:A:104:VAL:HG23	1:A:170:ARG:HD2	7	0.47
(1,538)	1:A:104:VAL:HG23	1:A:170:ARG:HD3	7	0.47
(1,495)	1:A:90:SER:H	1:A:89:PRO:HG2	9	0.47
(1,483)	1:A:86:GLY:HA3	1:A:87:LEU:H	15	0.47
(1,447)	1:A:79:SER:H	1:A:79:SER:HB2	3	0.47
(1,447)	1:A:79:SER:H	1:A:79:SER:HB2	8	0.47
(1,355)	1:A:68:VAL:H	1:A:69:GLU:H	3	0.47
(1,35)	1:A:11:THR:H	1:A:11:THR:HB	15	0.47
(1,336)	1:A:66:LYS:H	1:A:67:GLY:H	2	0.47
(1,326)	1:A:64:LEU:H	1:A:64:LEU:HB2	14	0.47
(1,316)	1:A:63:GLY:H	1:A:62:ALA:HB1	11	0.47
(1,316)	1:A:63:GLY:H	1:A:62:ALA:HB2	11	0.47
(1,316)	1:A:63:GLY:H	1:A:62:ALA:HB3	11	0.47
(1,3)	1:A:5:PHE:H	1:A:4:LEU:H	4	0.47
(1,276)	1:A:53:VAL:HG11	1:A:54:ASP:H	6	0.47
(1,276)	1:A:53:VAL:HG12	1:A:54:ASP:H	6	0.47
(1,276)	1:A:53:VAL:HG13	1:A:54:ASP:H	6	0.47
(1,2588)	1:B:120:GLY:H	1:A:189:PHE:HB2	11	0.47
(1,2588)	1:B:120:GLY:H	1:A:189:PHE:HB3	11	0.47
(1,2512)	1:A:67:GLY:H	1:B:66:LYS:HB2	7	0.47
(1,2512)	1:A:67:GLY:H	1:B:66:LYS:HB3	7	0.47
(1,2501)	2:C:15:THR:H	2:C:16:ARG:H	3	0.47
(1,25)	1:A:9:THR:H	1:A:7:ASP:HA	11	0.47
(1,2490)	2:C:2:LEU:H	2:C:3:SER:H	4	0.47
(1,2409)	1:B:204:MET:HE1	1:B:156:ALA:HB1	7	0.47
(1,2409)	1:B:204:MET:HE1	1:B:156:ALA:HB2	7	0.47
(1,2409)	1:B:204:MET:HE1	1:B:156:ALA:HB3	7	0.47
(1,2409)	1:B:204:MET:HE2	1:B:156:ALA:HB1	7	0.47
(1,2409)	1:B:204:MET:HE2	1:B:156:ALA:HB2	7	0.47
(1,2409)	1:B:204:MET:HE2	1:B:156:ALA:HB3	7	0.47
(1,2409)	1:B:204:MET:HE3	1:B:156:ALA:HB1	7	0.47
(1,2409)	1:B:204:MET:HE3	1:B:156:ALA:HB2	7	0.47
(1,2409)	1:B:204:MET:HE3	1:B:156:ALA:HB3	7	0.47
(1,2363)	1:B:198:MET:HE1	1:B:199:GLY:H	12	0.47
(1,2363)	1:B:198:MET:HE2	1:B:199:GLY:H	12	0.47
(1,2363)	1:B:198:MET:HE3	1:B:199:GLY:H	12	0.47
(1,2353)	1:B:196:LYS:H	1:B:196:LYS:HG2	2	0.47
(1,2351)	1:B:196:LYS:H	1:B:196:LYS:HD2	7	0.47
(1,2343)	1:B:194:GLY:H	1:B:194:GLY:HA2	10	0.47

*Continued on next page...*

*Continued from previous page...*

Key	Atom-1	Atom-2	Model ID	Violation (Å)
(1,2306)	1:B:188:LEU:H	1:B:188:LEU:HB2	6	0.47
(1,2239)	1:B:181:ALA:HB1	1:B:181:ALA:H	4	0.47
(1,2239)	1:B:181:ALA:HB2	1:B:181:ALA:H	4	0.47
(1,2239)	1:B:181:ALA:HB3	1:B:181:ALA:H	4	0.47
(1,2239)	1:B:181:ALA:HB1	1:B:181:ALA:H	8	0.47
(1,2239)	1:B:181:ALA:HB2	1:B:181:ALA:H	8	0.47
(1,2239)	1:B:181:ALA:HB3	1:B:181:ALA:H	8	0.47
(1,2239)	1:B:181:ALA:HB1	1:B:181:ALA:H	13	0.47
(1,2239)	1:B:181:ALA:HB2	1:B:181:ALA:H	13	0.47
(1,2239)	1:B:181:ALA:HB3	1:B:181:ALA:H	13	0.47
(1,2239)	1:B:181:ALA:HB1	1:B:181:ALA:H	14	0.47
(1,2239)	1:B:181:ALA:HB2	1:B:181:ALA:H	14	0.47
(1,2239)	1:B:181:ALA:HB3	1:B:181:ALA:H	14	0.47
(1,2211)	1:B:178:SER:H	1:B:178:SER:HB2	1	0.47
(1,2198)	1:B:176:ALA:HB1	1:B:176:ALA:H	13	0.47
(1,2198)	1:B:176:ALA:HB2	1:B:176:ALA:H	13	0.47
(1,2198)	1:B:176:ALA:HB3	1:B:176:ALA:H	13	0.47
(1,2186)	1:B:173:HIS:H	1:B:172:LYS:HD2	3	0.47
(1,2183)	1:B:172:LYS:H	1:B:172:LYS:HG2	15	0.47
(1,2082)	1:B:157:LEU:HD11	1:B:203:ALA:HB1	9	0.47
(1,2082)	1:B:157:LEU:HD11	1:B:203:ALA:HB2	9	0.47
(1,2082)	1:B:157:LEU:HD11	1:B:203:ALA:HB3	9	0.47
(1,2082)	1:B:157:LEU:HD12	1:B:203:ALA:HB1	9	0.47
(1,2082)	1:B:157:LEU:HD12	1:B:203:ALA:HB2	9	0.47
(1,2082)	1:B:157:LEU:HD12	1:B:203:ALA:HB3	9	0.47
(1,2082)	1:B:157:LEU:HD13	1:B:203:ALA:HB1	9	0.47
(1,2082)	1:B:157:LEU:HD13	1:B:203:ALA:HB2	9	0.47
(1,2082)	1:B:157:LEU:HD13	1:B:203:ALA:HB3	9	0.47
(1,2082)	1:B:157:LEU:HD21	1:B:203:ALA:HB1	9	0.47
(1,2082)	1:B:157:LEU:HD21	1:B:203:ALA:HB2	9	0.47
(1,2082)	1:B:157:LEU:HD21	1:B:203:ALA:HB3	9	0.47
(1,2082)	1:B:157:LEU:HD22	1:B:203:ALA:HB1	9	0.47
(1,2082)	1:B:157:LEU:HD22	1:B:203:ALA:HB2	9	0.47
(1,2082)	1:B:157:LEU:HD22	1:B:203:ALA:HB3	9	0.47
(1,2082)	1:B:157:LEU:HD23	1:B:203:ALA:HB1	9	0.47
(1,2082)	1:B:157:LEU:HD23	1:B:203:ALA:HB2	9	0.47
(1,2082)	1:B:157:LEU:HD23	1:B:203:ALA:HB3	9	0.47
(1,204)	1:A:40:ASN:H	1:A:40:ASN:HB3	5	0.47
(1,2032)	1:B:152:ALA:HB1	1:B:153:GLY:H	4	0.47
(1,2032)	1:B:152:ALA:HB2	1:B:153:GLY:H	4	0.47
(1,2032)	1:B:152:ALA:HB3	1:B:153:GLY:H	4	0.47
(1,1960)	1:B:134:LEU:H	1:B:134:LEU:HB2	5	0.47

*Continued on next page...*

*Continued from previous page...*

Key	Atom-1	Atom-2	Model ID	Violation (Å)
(1,1940)	1:B:130:GLY:HA2	1:B:131:LYS:H	4	0.47
(1,1935)	1:B:127:ASN:H	1:B:127:ASN:HB2	8	0.47
(1,1913)	1:B:121:LEU:H	1:B:121:LEU:HB2	9	0.47
(1,1904)	1:B:119:GLN:H	1:B:120:GLY:H	11	0.47
(1,1875)	1:B:117:MET:H	1:B:116:GLY:H	6	0.47
(1,1856)	1:B:114:PHE:HB2	1:B:115:SER:H	9	0.47
(1,1831)	1:B:111:ILE:H	1:B:110:GLY:HA3	14	0.47
(1,1802)	1:B:106:LEU:H	1:B:106:LEU:HD11	13	0.47
(1,1802)	1:B:106:LEU:H	1:B:106:LEU:HD12	13	0.47
(1,1802)	1:B:106:LEU:H	1:B:106:LEU:HD13	13	0.47
(1,1766)	1:B:100:GLY:H	1:B:100:GLY:HA2	2	0.47
(1,1751)	1:B:94:THR:HG21	1:B:105:TYR:HB2	15	0.47
(1,1751)	1:B:94:THR:HG21	1:B:105:TYR:HB3	15	0.47
(1,1751)	1:B:94:THR:HG22	1:B:105:TYR:HB2	15	0.47
(1,1751)	1:B:94:THR:HG22	1:B:105:TYR:HB3	15	0.47
(1,1751)	1:B:94:THR:HG23	1:B:105:TYR:HB2	15	0.47
(1,1751)	1:B:94:THR:HG23	1:B:105:TYR:HB3	15	0.47
(1,1739)	1:B:90:SER:H	1:B:89:PRO:HG2	9	0.47
(1,1698)	1:B:80:SER:H	1:B:78:LEU:HB2	4	0.47
(1,1680)	1:B:78:LEU:H	1:B:78:LEU:HB2	8	0.47
(1,1672)	1:B:77:GLN:H	1:B:77:GLN:HB2	10	0.47
(1,167)	1:A:35:LEU:HB2	1:A:35:LEU:H	4	0.47
(1,1654)	1:B:75:GLU:H	1:B:76:GLU:H	6	0.47
(1,1604)	1:B:69:GLU:H	1:B:70:TYR:H	8	0.47
(1,1604)	1:B:69:GLU:H	1:B:70:TYR:H	9	0.47
(1,1589)	1:B:67:GLY:H	1:B:68:VAL:H	7	0.47
(1,1570)	1:B:64:LEU:H	1:B:64:LEU:HB2	12	0.47
(1,1563)	1:B:64:LEU:H	1:B:65:ASP:H	12	0.47
(1,1561)	1:B:63:GLY:H	1:B:63:GLY:HA2	5	0.47
(1,1520)	1:B:53:VAL:HG11	1:B:54:ASP:H	6	0.47
(1,1520)	1:B:53:VAL:HG12	1:B:54:ASP:H	6	0.47
(1,1520)	1:B:53:VAL:HG13	1:B:54:ASP:H	6	0.47
(1,1508)	1:B:51:MET:HB2	1:B:52:HIS:H	14	0.47
(1,1494)	1:B:46:SER:HA	1:B:47:GLY:H	6	0.47
(1,144)	1:A:32:LYS:H	1:A:33:GLN:H	12	0.47
(1,1430)	1:B:37:PHE:H	1:B:37:PHE:HB3	13	0.47
(1,1425)	1:B:37:PHE:H	1:B:36:GLY:H	12	0.47
(1,1416)	1:B:36:GLY:H	1:B:35:LEU:H	2	0.47
(1,1411)	1:B:35:LEU:HB2	1:B:35:LEU:H	6	0.47
(1,1406)	1:B:34:SER:H	1:B:34:SER:HB2	9	0.47
(1,1406)	1:B:34:SER:H	1:B:34:SER:HB2	12	0.47
(1,1374)	1:B:31:LEU:H	1:B:30:SER:H	5	0.47

*Continued on next page...*



*Continued from previous page...*

Key	Atom-1	Atom-2	Model ID	Violation (Å)
(1,137)	1:A:32:LYS:H	1:A:31:LEU:H	12	0.47
(1,1366)	1:B:29:LEU:H	1:B:29:LEU:HB2	2	0.47
(1,1351)	1:B:27:LYS:H	1:B:26:PRO:HG2	12	0.47
(1,1310)	1:B:15:ASN:HB3	1:B:16:ALA:H	4	0.47
(1,1308)	1:B:15:ASN:H	1:B:15:ASN:HB2	5	0.47
(1,1279)	1:B:11:THR:H	1:B:11:THR:HB	4	0.47
(1,1262)	1:B:7:ASP:H	1:B:7:ASP:HB2	11	0.47
(1,1245)	1:B:4:LEU:HD11	1:B:4:LEU:H	4	0.47
(1,1245)	1:B:4:LEU:HD12	1:B:4:LEU:H	4	0.47
(1,1245)	1:B:4:LEU:HD13	1:B:4:LEU:H	4	0.47
(1,1197)	1:A:209:CYS:H	1:A:209:CYS:HB3	7	0.47
(1,1128)	1:A:199:GLY:HA2	1:A:200:TYR:H	8	0.47
(1,1128)	1:A:199:GLY:HA3	1:A:200:TYR:H	8	0.47
(1,1110)	1:A:196:LYS:H	1:A:196:LYS:HB2	5	0.47
(1,1084)	1:A:190:LYS:H	1:A:190:LYS:HG2	7	0.47
(1,107)	1:A:27:LYS:H	1:A:26:PRO:HG2	15	0.47
(1,1062)	1:A:188:LEU:H	1:A:188:LEU:HB2	11	0.47
(1,1036)	1:A:185:THR:H	1:A:185:THR:HG1	14	0.47
(1,954)	1:A:176:ALA:HB1	1:A:176:ALA:H	12	0.46
(1,954)	1:A:176:ALA:HB2	1:A:176:ALA:H	12	0.46
(1,954)	1:A:176:ALA:HB3	1:A:176:ALA:H	12	0.46
(1,898)	1:A:164:SER:H	1:A:211:VAL:HB	4	0.46
(1,870)	1:A:161:ILE:H	1:A:161:ILE:HB	1	0.46
(1,864)	1:A:160:ASN:H	1:A:160:ASN:HB2	2	0.46
(1,857)	1:A:159:TYR:H	1:A:159:TYR:HB3	13	0.46
(1,856)	1:A:159:TYR:HB3	1:A:158:SER:H	8	0.46
(1,84)	1:A:21:GLN:H	1:A:21:GLN:HG2	15	0.46
(1,838)	1:A:157:LEU:HD11	1:A:203:ALA:HB1	14	0.46
(1,838)	1:A:157:LEU:HD11	1:A:203:ALA:HB2	14	0.46
(1,838)	1:A:157:LEU:HD11	1:A:203:ALA:HB3	14	0.46
(1,838)	1:A:157:LEU:HD12	1:A:203:ALA:HB1	14	0.46
(1,838)	1:A:157:LEU:HD12	1:A:203:ALA:HB2	14	0.46
(1,838)	1:A:157:LEU:HD12	1:A:203:ALA:HB3	14	0.46
(1,838)	1:A:157:LEU:HD13	1:A:203:ALA:HB1	14	0.46
(1,838)	1:A:157:LEU:HD13	1:A:203:ALA:HB2	14	0.46
(1,838)	1:A:157:LEU:HD13	1:A:203:ALA:HB3	14	0.46
(1,838)	1:A:157:LEU:HD21	1:A:203:ALA:HB1	14	0.46
(1,838)	1:A:157:LEU:HD21	1:A:203:ALA:HB2	14	0.46
(1,838)	1:A:157:LEU:HD21	1:A:203:ALA:HB3	14	0.46
(1,838)	1:A:157:LEU:HD22	1:A:203:ALA:HB1	14	0.46
(1,838)	1:A:157:LEU:HD22	1:A:203:ALA:HB2	14	0.46
(1,838)	1:A:157:LEU:HD22	1:A:203:ALA:HB3	14	0.46

*Continued on next page...*

*Continued from previous page...*

Key	Atom-1	Atom-2	Model ID	Violation (Å)
(1,838)	1:A:157:LEU:HD23	1:A:203:ALA:HB1	14	0.46
(1,838)	1:A:157:LEU:HD23	1:A:203:ALA:HB2	14	0.46
(1,838)	1:A:157:LEU:HD23	1:A:203:ALA:HB3	14	0.46
(1,817)	1:A:155:LEU:H	1:A:155:LEU:HD11	7	0.46
(1,817)	1:A:155:LEU:H	1:A:155:LEU:HD12	7	0.46
(1,817)	1:A:155:LEU:H	1:A:155:LEU:HD13	7	0.46
(1,80)	1:A:19:GLY:H	1:A:19:GLY:HA2	8	0.46
(1,787)	1:A:152:ALA:H	1:A:152:ALA:HB1	2	0.46
(1,787)	1:A:152:ALA:H	1:A:152:ALA:HB2	2	0.46
(1,787)	1:A:152:ALA:H	1:A:152:ALA:HB3	2	0.46
(1,774)	1:A:150:ASN:H	1:A:150:ASN:HD21	1	0.46
(1,772)	1:A:149:GLY:HA3	1:A:150:ASN:H	15	0.46
(1,764)	1:A:147:PHE:H	1:A:147:PHE:HE1	6	0.46
(1,764)	1:A:147:PHE:H	1:A:147:PHE:HE2	6	0.46
(1,755)	1:A:141:ILE:HG21	1:A:142:THR:H	15	0.46
(1,755)	1:A:141:ILE:HG22	1:A:142:THR:H	15	0.46
(1,755)	1:A:141:ILE:HG23	1:A:142:THR:H	15	0.46
(1,746)	1:A:139:ASN:H	1:A:138:LEU:HB2	5	0.46
(1,746)	1:A:139:ASN:H	1:A:138:LEU:HB2	8	0.46
(1,732)	1:A:136:THR:H	1:A:136:THR:HB	1	0.46
(1,669)	1:A:121:LEU:H	1:A:121:LEU:HB2	14	0.46
(1,633)	1:A:117:MET:H	1:A:117:MET:HG2	4	0.46
(1,612)	1:A:114:PHE:HB2	1:A:115:SER:H	4	0.46
(1,598)	1:A:111:ILE:HG21	1:A:159:TYR:HE1	14	0.46
(1,598)	1:A:111:ILE:HG21	1:A:159:TYR:HE2	14	0.46
(1,598)	1:A:111:ILE:HG22	1:A:159:TYR:HE1	14	0.46
(1,598)	1:A:111:ILE:HG22	1:A:159:TYR:HE2	14	0.46
(1,598)	1:A:111:ILE:HG23	1:A:159:TYR:HE1	14	0.46
(1,598)	1:A:111:ILE:HG23	1:A:159:TYR:HE2	14	0.46
(1,593)	1:A:111:ILE:HB	1:A:112:GLY:H	13	0.46
(1,553)	1:A:106:LEU:H	1:A:105:TYR:HB2	3	0.46
(1,553)	1:A:106:LEU:H	1:A:105:TYR:HB2	12	0.46
(1,493)	1:A:88:ILE:H	1:A:88:ILE:HB	10	0.46
(1,485)	1:A:87:LEU:H	1:A:87:LEU:HD11	10	0.46
(1,485)	1:A:87:LEU:H	1:A:87:LEU:HD12	10	0.46
(1,485)	1:A:87:LEU:H	1:A:87:LEU:HD13	10	0.46
(1,456)	1:A:80:SER:H	1:A:79:SER:HB2	7	0.46
(1,436)	1:A:78:LEU:H	1:A:78:LEU:HB2	14	0.46
(1,416)	1:A:75:GLU:H	1:A:74:GLU:H	14	0.46
(1,40)	1:A:12:ASP:H	1:A:11:THR:HB	6	0.46
(1,352)	1:A:67:GLY:H	1:A:66:LYS:HB2	13	0.46
(1,350)	1:A:67:GLY:H	1:A:66:LYS:HB3	11	0.46

*Continued on next page...*

*Continued from previous page...*

Key	Atom-1	Atom-2	Model ID	Violation (Å)
(1,345)	1:A:67:GLY:H	1:A:68:VAL:H	13	0.46
(1,326)	1:A:64:LEU:H	1:A:64:LEU:HB2	5	0.46
(1,3)	1:A:5:PHE:H	1:A:4:LEU:H	10	0.46
(1,274)	1:A:53:VAL:H	1:A:53:VAL:HB	6	0.46
(1,2588)	1:B:120:GLY:H	1:A:189:PHE:HB2	6	0.46
(1,2588)	1:B:120:GLY:H	1:A:189:PHE:HB3	6	0.46
(1,2532)	1:A:88:ILE:HD11	1:B:172:LYS:HE2	3	0.46
(1,2532)	1:A:88:ILE:HD11	1:B:172:LYS:HE3	3	0.46
(1,2532)	1:A:88:ILE:HD12	1:B:172:LYS:HE2	3	0.46
(1,2532)	1:A:88:ILE:HD12	1:B:172:LYS:HE3	3	0.46
(1,2532)	1:A:88:ILE:HD13	1:B:172:LYS:HE2	3	0.46
(1,2532)	1:A:88:ILE:HD13	1:B:172:LYS:HE3	3	0.46
(1,2493)	2:C:5:ARG:H	2:C:6:GLN:H	14	0.46
(1,249)	1:A:46:SER:H	1:A:46:SER:HB2	7	0.46
(1,2346)	1:B:195:LEU:H	1:B:195:LEU:HG	3	0.46
(1,2342)	1:B:193:LYS:H	1:B:193:LYS:HG2	15	0.46
(1,2334)	1:B:191:SER:H	1:B:191:SER:HB2	9	0.46
(1,2326)	1:B:190:LYS:H	1:B:190:LYS:HE2	1	0.46
(1,225)	1:A:42:ASN:H	1:A:42:ASN:HB2	15	0.46
(1,2177)	1:B:170:ARG:H	1:B:170:ARG:HB2	1	0.46
(1,2177)	1:B:170:ARG:H	1:B:170:ARG:HB2	5	0.46
(1,2082)	1:B:157:LEU:HD11	1:B:203:ALA:HB1	10	0.46
(1,2082)	1:B:157:LEU:HD11	1:B:203:ALA:HB2	10	0.46
(1,2082)	1:B:157:LEU:HD11	1:B:203:ALA:HB3	10	0.46
(1,2082)	1:B:157:LEU:HD12	1:B:203:ALA:HB1	10	0.46
(1,2082)	1:B:157:LEU:HD12	1:B:203:ALA:HB2	10	0.46
(1,2082)	1:B:157:LEU:HD12	1:B:203:ALA:HB3	10	0.46
(1,2082)	1:B:157:LEU:HD13	1:B:203:ALA:HB1	10	0.46
(1,2082)	1:B:157:LEU:HD13	1:B:203:ALA:HB2	10	0.46
(1,2082)	1:B:157:LEU:HD13	1:B:203:ALA:HB3	10	0.46
(1,2082)	1:B:157:LEU:HD21	1:B:203:ALA:HB1	10	0.46
(1,2082)	1:B:157:LEU:HD21	1:B:203:ALA:HB2	10	0.46
(1,2082)	1:B:157:LEU:HD21	1:B:203:ALA:HB3	10	0.46
(1,2082)	1:B:157:LEU:HD22	1:B:203:ALA:HB1	10	0.46
(1,2082)	1:B:157:LEU:HD22	1:B:203:ALA:HB2	10	0.46
(1,2082)	1:B:157:LEU:HD22	1:B:203:ALA:HB3	10	0.46
(1,2082)	1:B:157:LEU:HD23	1:B:203:ALA:HB1	10	0.46
(1,2082)	1:B:157:LEU:HD23	1:B:203:ALA:HB2	10	0.46
(1,2082)	1:B:157:LEU:HD23	1:B:203:ALA:HB3	10	0.46
(1,2081)	1:B:157:LEU:HD11	1:B:200:TYR:HD1	12	0.46
(1,2081)	1:B:157:LEU:HD11	1:B:200:TYR:HD2	12	0.46
(1,2081)	1:B:157:LEU:HD12	1:B:200:TYR:HD1	12	0.46

*Continued on next page...*

*Continued from previous page...*

Key	Atom-1	Atom-2	Model ID	Violation (Å)
(1,2081)	1:B:157:LEU:HD12	1:B:200:TYR:HD2	12	0.46
(1,2081)	1:B:157:LEU:HD13	1:B:200:TYR:HD1	12	0.46
(1,2081)	1:B:157:LEU:HD13	1:B:200:TYR:HD2	12	0.46
(1,2081)	1:B:157:LEU:HD21	1:B:200:TYR:HD1	12	0.46
(1,2081)	1:B:157:LEU:HD21	1:B:200:TYR:HD2	12	0.46
(1,2081)	1:B:157:LEU:HD22	1:B:200:TYR:HD1	12	0.46
(1,2081)	1:B:157:LEU:HD22	1:B:200:TYR:HD2	12	0.46
(1,2081)	1:B:157:LEU:HD23	1:B:200:TYR:HD1	12	0.46
(1,2081)	1:B:157:LEU:HD23	1:B:200:TYR:HD2	12	0.46
(1,1939)	1:B:130:GLY:H	1:B:130:GLY:HA2	8	0.46
(1,1937)	1:B:128:SER:H	1:B:128:SER:HB2	14	0.46
(1,1913)	1:B:121:LEU:H	1:B:121:LEU:HB2	15	0.46
(1,1901)	1:B:119:GLN:H	1:B:119:GLN:HB2	10	0.46
(1,1889)	1:B:118:MET:HE1	1:B:156:ALA:HB1	7	0.46
(1,1889)	1:B:118:MET:HE1	1:B:156:ALA:HB2	7	0.46
(1,1889)	1:B:118:MET:HE1	1:B:156:ALA:HB3	7	0.46
(1,1889)	1:B:118:MET:HE2	1:B:156:ALA:HB1	7	0.46
(1,1889)	1:B:118:MET:HE2	1:B:156:ALA:HB2	7	0.46
(1,1889)	1:B:118:MET:HE2	1:B:156:ALA:HB3	7	0.46
(1,1889)	1:B:118:MET:HE3	1:B:156:ALA:HB1	7	0.46
(1,1889)	1:B:118:MET:HE3	1:B:156:ALA:HB2	7	0.46
(1,1889)	1:B:118:MET:HE3	1:B:156:ALA:HB3	7	0.46
(1,1855)	1:B:114:PHE:HB3	1:B:115:SER:H	8	0.46
(1,1797)	1:B:106:LEU:H	1:B:105:TYR:HB2	14	0.46
(1,178)	1:A:37:PHE:H	1:A:35:LEU:HG	9	0.46
(1,1737)	1:B:88:ILE:H	1:B:88:ILE:HB	3	0.46
(1,1691)	1:B:79:SER:H	1:B:79:SER:HB2	12	0.46
(1,167)	1:A:35:LEU:HB2	1:A:35:LEU:H	14	0.46
(1,162)	1:A:34:SER:H	1:A:34:SER:HB2	2	0.46
(1,1589)	1:B:67:GLY:H	1:B:68:VAL:H	12	0.46
(1,1571)	1:B:65:ASP:H	1:B:66:LYS:H	10	0.46
(1,1532)	1:B:55:THR:H	1:B:55:THR:HB	12	0.46
(1,1518)	1:B:53:VAL:H	1:B:53:VAL:HB	9	0.46
(1,1510)	1:B:51:MET:H	1:B:52:HIS:H	14	0.46
(1,1504)	1:B:50:GLY:HA2	1:B:51:MET:H	6	0.46
(1,150)	1:A:33:GLN:H	1:A:33:GLN:HB2	6	0.46
(1,1493)	1:B:46:SER:H	1:B:46:SER:HB2	14	0.46
(1,1428)	1:B:37:PHE:H	1:B:37:PHE:HB2	2	0.46
(1,137)	1:A:32:LYS:H	1:A:31:LEU:H	2	0.46
(1,1344)	1:B:24:THR:HB	1:B:25:LYS:H	7	0.46
(1,1336)	1:B:22:ASP:H	1:B:23:THR:H	9	0.46
(1,1333)	1:B:22:ASP:H	1:B:22:ASP:HB2	11	0.46

*Continued on next page...*

*Continued from previous page...*

Key	Atom-1	Atom-2	Model ID	Violation (Å)
(1,1308)	1:B:15:ASN:H	1:B:15:ASN:HB2	15	0.46
(1,130)	1:A:31:LEU:H	1:A:30:SER:H	6	0.46
(1,1284)	1:B:12:ASP:H	1:B:11:THR:HB	15	0.46
(1,1266)	1:B:8:LYS:H	1:B:8:LYS:HB2	6	0.46
(1,1245)	1:B:4:LEU:HD11	1:B:4:LEU:H	12	0.46
(1,1245)	1:B:4:LEU:HD12	1:B:4:LEU:H	12	0.46
(1,1245)	1:B:4:LEU:HD13	1:B:4:LEU:H	12	0.46
(1,124)	1:A:29:LEU:HB2	1:A:30:SER:H	10	0.46
(1,1231)	1:A:216:LYS:H	1:A:216:LYS:HG2	3	0.46
(1,1197)	1:A:209:CYS:H	1:A:209:CYS:HB3	9	0.46
(1,1163)	1:A:204:MET:HE1	1:A:160:ASN:HB2	13	0.46
(1,1163)	1:A:204:MET:HE1	1:A:160:ASN:HB3	13	0.46
(1,1163)	1:A:204:MET:HE2	1:A:160:ASN:HB2	13	0.46
(1,1163)	1:A:204:MET:HE2	1:A:160:ASN:HB3	13	0.46
(1,1163)	1:A:204:MET:HE3	1:A:160:ASN:HB2	13	0.46
(1,1163)	1:A:204:MET:HE3	1:A:160:ASN:HB3	13	0.46
(1,1109)	1:A:196:LYS:H	1:A:196:LYS:HG2	13	0.46
(1,1096)	1:A:193:LYS:H	1:A:193:LYS:HB2	11	0.46
(1,1089)	1:A:191:SER:H	1:A:191:SER:HB3	7	0.46
(1,1084)	1:A:190:LYS:H	1:A:190:LYS:HG2	6	0.46
(1,105)	1:A:27:LYS:H	1:A:26:PRO:HB2	11	0.46
(2,131)	1:A:165:THR:H	1:B:188:LEU:H	14	0.45
(1,995)	1:A:181:ALA:HB1	1:A:181:ALA:H	2	0.45
(1,995)	1:A:181:ALA:HB2	1:A:181:ALA:H	2	0.45
(1,995)	1:A:181:ALA:HB3	1:A:181:ALA:H	2	0.45
(1,97)	1:A:24:THR:H	1:A:24:THR:HB	14	0.45
(1,954)	1:A:176:ALA:HB1	1:A:176:ALA:H	7	0.45
(1,954)	1:A:176:ALA:HB2	1:A:176:ALA:H	7	0.45
(1,954)	1:A:176:ALA:HB3	1:A:176:ALA:H	7	0.45
(1,921)	1:A:168:ALA:HB1	1:A:211:VAL:HG21	1	0.45
(1,921)	1:A:168:ALA:HB1	1:A:211:VAL:HG22	1	0.45
(1,921)	1:A:168:ALA:HB1	1:A:211:VAL:HG23	1	0.45
(1,921)	1:A:168:ALA:HB2	1:A:211:VAL:HG21	1	0.45
(1,921)	1:A:168:ALA:HB2	1:A:211:VAL:HG22	1	0.45
(1,921)	1:A:168:ALA:HB2	1:A:211:VAL:HG23	1	0.45
(1,921)	1:A:168:ALA:HB3	1:A:211:VAL:HG21	1	0.45
(1,921)	1:A:168:ALA:HB3	1:A:211:VAL:HG22	1	0.45
(1,921)	1:A:168:ALA:HB3	1:A:211:VAL:HG23	1	0.45
(1,87)	1:A:21:GLN:H	1:A:22:ASP:H	15	0.45
(1,819)	1:A:155:LEU:HD21	1:A:121:LEU:HD11	11	0.45
(1,819)	1:A:155:LEU:HD21	1:A:121:LEU:HD12	11	0.45
(1,819)	1:A:155:LEU:HD21	1:A:121:LEU:HD13	11	0.45

*Continued on next page...*

*Continued from previous page...*

Key	Atom-1	Atom-2	Model ID	Violation (Å)
(1,819)	1:A:155:LEU:HD22	1:A:121:LEU:HD11	11	0.45
(1,819)	1:A:155:LEU:HD22	1:A:121:LEU:HD12	11	0.45
(1,819)	1:A:155:LEU:HD22	1:A:121:LEU:HD13	11	0.45
(1,819)	1:A:155:LEU:HD23	1:A:121:LEU:HD11	11	0.45
(1,819)	1:A:155:LEU:HD23	1:A:121:LEU:HD12	11	0.45
(1,819)	1:A:155:LEU:HD23	1:A:121:LEU:HD13	11	0.45
(1,80)	1:A:19:GLY:H	1:A:19:GLY:HA2	10	0.45
(1,752)	1:A:141:ILE:H	1:A:141:ILE:HB	8	0.45
(1,747)	1:A:139:ASN:H	1:A:139:ASN:HB2	2	0.45
(1,700)	1:A:132:LEU:H	1:A:132:LEU:HB2	13	0.45
(1,695)	1:A:130:GLY:H	1:A:130:GLY:HA2	14	0.45
(1,678)	1:A:121:LEU:HD21	1:A:152:ALA:HB1	15	0.45
(1,678)	1:A:121:LEU:HD21	1:A:152:ALA:HB2	15	0.45
(1,678)	1:A:121:LEU:HD21	1:A:152:ALA:HB3	15	0.45
(1,678)	1:A:121:LEU:HD22	1:A:152:ALA:HB1	15	0.45
(1,678)	1:A:121:LEU:HD22	1:A:152:ALA:HB2	15	0.45
(1,678)	1:A:121:LEU:HD22	1:A:152:ALA:HB3	15	0.45
(1,678)	1:A:121:LEU:HD23	1:A:152:ALA:HB1	15	0.45
(1,678)	1:A:121:LEU:HD23	1:A:152:ALA:HB2	15	0.45
(1,678)	1:A:121:LEU:HD23	1:A:152:ALA:HB3	15	0.45
(1,665)	1:A:120:GLY:H	1:A:121:LEU:H	10	0.45
(1,665)	1:A:120:GLY:H	1:A:121:LEU:H	11	0.45
(1,657)	1:A:119:GLN:H	1:A:119:GLN:HB2	7	0.45
(1,655)	1:A:119:GLN:H	1:A:119:GLN:HG2	15	0.45
(1,612)	1:A:114:PHE:HB2	1:A:115:SER:H	5	0.45
(1,566)	1:A:107:LEU:HD11	1:A:163:ASN:HD21	3	0.45
(1,566)	1:A:107:LEU:HD11	1:A:163:ASN:HD22	3	0.45
(1,566)	1:A:107:LEU:HD12	1:A:163:ASN:HD21	3	0.45
(1,566)	1:A:107:LEU:HD12	1:A:163:ASN:HD22	3	0.45
(1,566)	1:A:107:LEU:HD13	1:A:163:ASN:HD21	3	0.45
(1,566)	1:A:107:LEU:HD13	1:A:163:ASN:HD22	3	0.45
(1,553)	1:A:106:LEU:H	1:A:105:TYR:HB2	8	0.45
(1,553)	1:A:106:LEU:H	1:A:105:TYR:HB2	9	0.45
(1,517)	1:A:96:ASP:H	1:A:97:LEU:HD11	1	0.45
(1,517)	1:A:96:ASP:H	1:A:97:LEU:HD12	1	0.45
(1,517)	1:A:96:ASP:H	1:A:97:LEU:HD13	1	0.45
(1,514)	1:A:96:ASP:H	1:A:96:ASP:HB2	3	0.45
(1,478)	1:A:84:SER:H	1:A:84:SER:HB2	8	0.45
(1,453)	1:A:80:SER:H	1:A:77:GLN:HB2	12	0.45
(1,428)	1:A:77:GLN:H	1:A:77:GLN:HB2	1	0.45
(1,428)	1:A:77:GLN:H	1:A:77:GLN:HB2	2	0.45
(1,428)	1:A:77:GLN:H	1:A:77:GLN:HB2	8	0.45

*Continued on next page...*



*Continued from previous page...*

Key	Atom-1	Atom-2	Model ID	Violation (Å)
(1,414)	1:A:75:GLU:H	1:A:73:LEU:HD11	8	0.45
(1,414)	1:A:75:GLU:H	1:A:73:LEU:HD12	8	0.45
(1,414)	1:A:75:GLU:H	1:A:73:LEU:HD13	8	0.45
(1,406)	1:A:74:GLU:H	1:A:74:GLU:HG2	9	0.45
(1,288)	1:A:55:THR:H	1:A:55:THR:HB	1	0.45
(1,265)	1:A:51:MET:HA	1:A:52:HIS:H	8	0.45
(1,2582)	1:B:116:GLY:H	1:A:189:PHE:HB2	13	0.45
(1,2582)	1:B:116:GLY:H	1:A:189:PHE:HB3	13	0.45
(1,2496)	2:C:8:ILE:H	2:C:9:ARG:H	2	0.45
(1,2490)	2:C:2:LEU:H	2:C:3:SER:H	15	0.45
(1,2475)	1:B:216:LYS:H	1:B:216:LYS:HG2	10	0.45
(1,2475)	1:B:216:LYS:H	1:B:216:LYS:HG2	14	0.45
(1,2459)	1:B:211:VAL:HG21	1:B:170:ARG:HG2	8	0.45
(1,2459)	1:B:211:VAL:HG21	1:B:170:ARG:HG3	8	0.45
(1,2459)	1:B:211:VAL:HG22	1:B:170:ARG:HG2	8	0.45
(1,2459)	1:B:211:VAL:HG22	1:B:170:ARG:HG3	8	0.45
(1,2459)	1:B:211:VAL:HG23	1:B:170:ARG:HG2	8	0.45
(1,2459)	1:B:211:VAL:HG23	1:B:170:ARG:HG3	8	0.45
(1,2372)	1:B:199:GLY:HA2	1:B:200:TYR:H	12	0.45
(1,2372)	1:B:199:GLY:HA3	1:B:200:TYR:H	12	0.45
(1,2348)	1:B:195:LEU:H	1:B:195:LEU:HB2	5	0.45
(1,2344)	1:B:194:GLY:H	1:B:194:GLY:HA3	13	0.45
(1,2340)	1:B:193:LYS:H	1:B:193:LYS:HB2	8	0.45
(1,2328)	1:B:190:LYS:H	1:B:190:LYS:HG2	9	0.45
(1,2267)	1:B:184:LEU:HD11	1:B:205:VAL:HG21	3	0.45
(1,2267)	1:B:184:LEU:HD11	1:B:205:VAL:HG22	3	0.45
(1,2267)	1:B:184:LEU:HD11	1:B:205:VAL:HG23	3	0.45
(1,2267)	1:B:184:LEU:HD12	1:B:205:VAL:HG21	3	0.45
(1,2267)	1:B:184:LEU:HD12	1:B:205:VAL:HG22	3	0.45
(1,2267)	1:B:184:LEU:HD12	1:B:205:VAL:HG23	3	0.45
(1,2267)	1:B:184:LEU:HD13	1:B:205:VAL:HG21	3	0.45
(1,2267)	1:B:184:LEU:HD13	1:B:205:VAL:HG22	3	0.45
(1,2267)	1:B:184:LEU:HD13	1:B:205:VAL:HG23	3	0.45
(1,2267)	1:B:184:LEU:HD21	1:B:205:VAL:HG21	3	0.45
(1,2267)	1:B:184:LEU:HD21	1:B:205:VAL:HG22	3	0.45
(1,2267)	1:B:184:LEU:HD21	1:B:205:VAL:HG23	3	0.45
(1,2267)	1:B:184:LEU:HD22	1:B:205:VAL:HG21	3	0.45
(1,2267)	1:B:184:LEU:HD22	1:B:205:VAL:HG22	3	0.45
(1,2267)	1:B:184:LEU:HD22	1:B:205:VAL:HG23	3	0.45
(1,2267)	1:B:184:LEU:HD23	1:B:205:VAL:HG21	3	0.45
(1,2267)	1:B:184:LEU:HD23	1:B:205:VAL:HG22	3	0.45
(1,2267)	1:B:184:LEU:HD23	1:B:205:VAL:HG23	3	0.45

*Continued on next page...*

*Continued from previous page...*

Key	Atom-1	Atom-2	Model ID	Violation (Å)
(1,2239)	1:B:181:ALA:HB1	1:B:181:ALA:H	9	0.45
(1,2239)	1:B:181:ALA:HB2	1:B:181:ALA:H	9	0.45
(1,2239)	1:B:181:ALA:HB3	1:B:181:ALA:H	9	0.45
(1,2198)	1:B:176:ALA:HB1	1:B:176:ALA:H	3	0.45
(1,2198)	1:B:176:ALA:HB2	1:B:176:ALA:H	3	0.45
(1,2198)	1:B:176:ALA:HB3	1:B:176:ALA:H	3	0.45
(1,2198)	1:B:176:ALA:HB1	1:B:176:ALA:H	15	0.45
(1,2198)	1:B:176:ALA:HB2	1:B:176:ALA:H	15	0.45
(1,2198)	1:B:176:ALA:HB3	1:B:176:ALA:H	15	0.45
(1,2190)	1:B:173:HIS:H	1:B:173:HIS:HB3	14	0.45
(1,2177)	1:B:170:ARG:H	1:B:170:ARG:HB2	13	0.45
(1,2170)	1:B:169:LEU:H	1:B:169:LEU:HD11	15	0.45
(1,2170)	1:B:169:LEU:H	1:B:169:LEU:HD12	15	0.45
(1,2170)	1:B:169:LEU:H	1:B:169:LEU:HD13	15	0.45
(1,2165)	1:B:168:ALA:HB1	1:B:211:VAL:HG21	5	0.45
(1,2165)	1:B:168:ALA:HB1	1:B:211:VAL:HG22	5	0.45
(1,2165)	1:B:168:ALA:HB1	1:B:211:VAL:HG23	5	0.45
(1,2165)	1:B:168:ALA:HB2	1:B:211:VAL:HG21	5	0.45
(1,2165)	1:B:168:ALA:HB2	1:B:211:VAL:HG22	5	0.45
(1,2165)	1:B:168:ALA:HB2	1:B:211:VAL:HG23	5	0.45
(1,2165)	1:B:168:ALA:HB3	1:B:211:VAL:HG21	5	0.45
(1,2165)	1:B:168:ALA:HB3	1:B:211:VAL:HG22	5	0.45
(1,2165)	1:B:168:ALA:HB3	1:B:211:VAL:HG23	5	0.45
(1,213)	1:A:41:ILE:H	1:A:41:ILE:HB	10	0.45
(1,2098)	1:B:159:TYR:H	1:B:157:LEU:HD11	6	0.45
(1,2098)	1:B:159:TYR:H	1:B:157:LEU:HD12	6	0.45
(1,2098)	1:B:159:TYR:H	1:B:157:LEU:HD13	6	0.45
(1,2082)	1:B:157:LEU:HD11	1:B:203:ALA:HB1	7	0.45
(1,2082)	1:B:157:LEU:HD11	1:B:203:ALA:HB2	7	0.45
(1,2082)	1:B:157:LEU:HD11	1:B:203:ALA:HB3	7	0.45
(1,2082)	1:B:157:LEU:HD12	1:B:203:ALA:HB1	7	0.45
(1,2082)	1:B:157:LEU:HD12	1:B:203:ALA:HB2	7	0.45
(1,2082)	1:B:157:LEU:HD12	1:B:203:ALA:HB3	7	0.45
(1,2082)	1:B:157:LEU:HD13	1:B:203:ALA:HB1	7	0.45
(1,2082)	1:B:157:LEU:HD13	1:B:203:ALA:HB2	7	0.45
(1,2082)	1:B:157:LEU:HD13	1:B:203:ALA:HB3	7	0.45
(1,2082)	1:B:157:LEU:HD21	1:B:203:ALA:HB1	7	0.45
(1,2082)	1:B:157:LEU:HD21	1:B:203:ALA:HB2	7	0.45
(1,2082)	1:B:157:LEU:HD21	1:B:203:ALA:HB3	7	0.45
(1,2082)	1:B:157:LEU:HD22	1:B:203:ALA:HB1	7	0.45
(1,2082)	1:B:157:LEU:HD22	1:B:203:ALA:HB2	7	0.45
(1,2082)	1:B:157:LEU:HD22	1:B:203:ALA:HB3	7	0.45

*Continued on next page...*

*Continued from previous page...*

Key	Atom-1	Atom-2	Model ID	Violation (Å)
(1,2082)	1:B:157:LEU:HD23	1:B:203:ALA:HB1	7	0.45
(1,2082)	1:B:157:LEU:HD23	1:B:203:ALA:HB2	7	0.45
(1,2082)	1:B:157:LEU:HD23	1:B:203:ALA:HB3	7	0.45
(1,2041)	1:B:153:GLY:HA2	1:B:154:ILE:H	1	0.45
(1,2041)	1:B:153:GLY:HA3	1:B:154:ILE:H	1	0.45
(1,2041)	1:B:153:GLY:HA2	1:B:154:ILE:H	11	0.45
(1,2041)	1:B:153:GLY:HA3	1:B:154:ILE:H	11	0.45
(1,204)	1:A:40:ASN:H	1:A:40:ASN:HB3	15	0.45
(1,2015)	1:B:149:GLY:H	1:B:149:GLY:HA2	4	0.45
(1,2000)	1:B:142:THR:H	1:B:142:THR:HG21	9	0.45
(1,2000)	1:B:142:THR:H	1:B:142:THR:HG22	9	0.45
(1,2000)	1:B:142:THR:H	1:B:142:THR:HG23	9	0.45
(1,200)	1:A:40:ASN:H	1:A:39:PRO:HG2	3	0.45
(1,1996)	1:B:141:ILE:H	1:B:141:ILE:HB	9	0.45
(1,1993)	1:B:140:HIS:H	1:B:140:HIS:HB2	4	0.45
(1,1946)	1:B:132:LEU:H	1:B:132:LEU:HG	9	0.45
(1,1944)	1:B:132:LEU:H	1:B:132:LEU:HB2	2	0.45
(1,194)	1:A:38:GLU:H	1:A:38:GLU:HB2	11	0.45
(1,1920)	1:B:121:LEU:HD11	1:B:152:ALA:HB1	12	0.45
(1,1920)	1:B:121:LEU:HD11	1:B:152:ALA:HB2	12	0.45
(1,1920)	1:B:121:LEU:HD11	1:B:152:ALA:HB3	12	0.45
(1,1920)	1:B:121:LEU:HD12	1:B:152:ALA:HB1	12	0.45
(1,1920)	1:B:121:LEU:HD12	1:B:152:ALA:HB2	12	0.45
(1,1920)	1:B:121:LEU:HD12	1:B:152:ALA:HB3	12	0.45
(1,1920)	1:B:121:LEU:HD13	1:B:152:ALA:HB1	12	0.45
(1,1920)	1:B:121:LEU:HD13	1:B:152:ALA:HB2	12	0.45
(1,1920)	1:B:121:LEU:HD13	1:B:152:ALA:HB3	12	0.45
(1,1913)	1:B:121:LEU:H	1:B:121:LEU:HB2	7	0.45
(1,1909)	1:B:120:GLY:H	1:B:121:LEU:H	4	0.45
(1,1901)	1:B:119:GLN:H	1:B:119:GLN:HB2	1	0.45
(1,1875)	1:B:117:MET:H	1:B:116:GLY:H	14	0.45
(1,1797)	1:B:106:LEU:H	1:B:105:TYR:HB2	3	0.45
(1,1797)	1:B:106:LEU:H	1:B:105:TYR:HB2	6	0.45
(1,1797)	1:B:106:LEU:H	1:B:105:TYR:HB2	11	0.45
(1,1796)	1:B:106:LEU:H	1:B:105:TYR:H	12	0.45
(1,1761)	1:B:96:ASP:H	1:B:97:LEU:HD11	14	0.45
(1,1761)	1:B:96:ASP:H	1:B:97:LEU:HD12	14	0.45
(1,1761)	1:B:96:ASP:H	1:B:97:LEU:HD13	14	0.45
(1,1673)	1:B:77:GLN:H	1:B:77:GLN:HG2	11	0.45
(1,162)	1:A:34:SER:H	1:A:34:SER:HB2	6	0.45
(1,162)	1:A:34:SER:H	1:A:34:SER:HB2	10	0.45
(1,1603)	1:B:68:VAL:H	1:B:68:VAL:HG11	5	0.45

*Continued on next page...*

*Continued from previous page...*

Key	Atom-1	Atom-2	Model ID	Violation (Å)
(1,1603)	1:B:68:VAL:H	1:B:68:VAL:HG12	5	0.45
(1,1603)	1:B:68:VAL:H	1:B:68:VAL:HG13	5	0.45
(1,1599)	1:B:68:VAL:H	1:B:69:GLU:H	5	0.45
(1,1592)	1:B:67:GLY:HA2	1:B:68:VAL:H	6	0.45
(1,1592)	1:B:67:GLY:HA3	1:B:68:VAL:H	6	0.45
(1,1592)	1:B:67:GLY:HA2	1:B:68:VAL:H	10	0.45
(1,1592)	1:B:67:GLY:HA3	1:B:68:VAL:H	10	0.45
(1,1589)	1:B:67:GLY:H	1:B:68:VAL:H	2	0.45
(1,1580)	1:B:66:LYS:H	1:B:67:GLY:H	1	0.45
(1,1570)	1:B:64:LEU:H	1:B:64:LEU:HB2	2	0.45
(1,1570)	1:B:64:LEU:H	1:B:64:LEU:HB2	3	0.45
(1,1570)	1:B:64:LEU:H	1:B:64:LEU:HB2	13	0.45
(1,1563)	1:B:64:LEU:H	1:B:65:ASP:H	5	0.45
(1,1556)	1:B:58:LEU:H	1:B:59:HIS:H	14	0.45
(1,1532)	1:B:55:THR:H	1:B:55:THR:HB	9	0.45
(1,1528)	1:B:54:ASP:HA	1:B:55:THR:H	6	0.45
(1,1518)	1:B:53:VAL:H	1:B:53:VAL:HB	15	0.45
(1,1511)	1:B:52:HIS:HB2	1:B:52:HIS:H	12	0.45
(1,1509)	1:B:51:MET:HA	1:B:52:HIS:H	7	0.45
(1,1416)	1:B:36:GLY:H	1:B:35:LEU:H	7	0.45
(1,1374)	1:B:31:LEU:H	1:B:30:SER:H	15	0.45
(1,1369)	1:B:30:SER:H	1:B:30:SER:HB2	12	0.45
(1,1348)	1:B:25:LYS:H	1:B:25:LYS:HD3	12	0.45
(1,1345)	1:B:25:LYS:H	1:B:25:LYS:HG2	4	0.45
(1,1284)	1:B:12:ASP:H	1:B:11:THR:HB	8	0.45
(1,1266)	1:B:8:LYS:H	1:B:8:LYS:HB2	12	0.45
(1,1252)	1:B:6:GLY:H	1:B:5:PHE:HB2	7	0.45
(1,125)	1:A:30:SER:H	1:A:30:SER:HB2	3	0.45
(1,122)	1:A:29:LEU:H	1:A:29:LEU:HB2	15	0.45
(1,1197)	1:A:209:CYS:H	1:A:209:CYS:HB3	11	0.45
(1,1107)	1:A:196:LYS:H	1:A:196:LYS:HD2	12	0.45
(1,1104)	1:A:195:LEU:H	1:A:195:LEU:HB2	10	0.45
(1,1086)	1:A:190:LYS:HD2	1:A:191:SER:H	3	0.45
(1,1)	1:A:4:LEU:HD11	1:A:4:LEU:H	6	0.45
(1,1)	1:A:4:LEU:HD12	1:A:4:LEU:H	6	0.45
(1,1)	1:A:4:LEU:HD13	1:A:4:LEU:H	6	0.45
(1,995)	1:A:181:ALA:HB1	1:A:181:ALA:H	11	0.44
(1,995)	1:A:181:ALA:HB2	1:A:181:ALA:H	11	0.44
(1,995)	1:A:181:ALA:HB3	1:A:181:ALA:H	11	0.44
(1,995)	1:A:181:ALA:HB1	1:A:181:ALA:H	13	0.44
(1,995)	1:A:181:ALA:HB2	1:A:181:ALA:H	13	0.44
(1,995)	1:A:181:ALA:HB3	1:A:181:ALA:H	13	0.44

*Continued on next page...*

*Continued from previous page...*

Key	Atom-1	Atom-2	Model ID	Violation (Å)
(1,985)	1:A:180:GLY:HA2	1:A:181:ALA:H	6	0.44
(1,985)	1:A:180:GLY:HA3	1:A:181:ALA:H	6	0.44
(1,954)	1:A:176:ALA:HB1	1:A:176:ALA:H	1	0.44
(1,954)	1:A:176:ALA:HB2	1:A:176:ALA:H	1	0.44
(1,954)	1:A:176:ALA:HB3	1:A:176:ALA:H	1	0.44
(1,954)	1:A:176:ALA:HB1	1:A:176:ALA:H	9	0.44
(1,954)	1:A:176:ALA:HB2	1:A:176:ALA:H	9	0.44
(1,954)	1:A:176:ALA:HB3	1:A:176:ALA:H	9	0.44
(1,954)	1:A:176:ALA:HB1	1:A:176:ALA:H	10	0.44
(1,954)	1:A:176:ALA:HB2	1:A:176:ALA:H	10	0.44
(1,954)	1:A:176:ALA:HB3	1:A:176:ALA:H	10	0.44
(1,950)	1:A:175:THR:H	1:A:175:THR:HG1	6	0.44
(1,933)	1:A:170:ARG:H	1:A:170:ARG:HB2	13	0.44
(1,864)	1:A:160:ASN:H	1:A:160:ASN:HB2	3	0.44
(1,827)	1:A:156:ALA:HB1	1:A:118:MET:HB2	8	0.44
(1,827)	1:A:156:ALA:HB1	1:A:118:MET:HB3	8	0.44
(1,827)	1:A:156:ALA:HB2	1:A:118:MET:HB2	8	0.44
(1,827)	1:A:156:ALA:HB2	1:A:118:MET:HB3	8	0.44
(1,827)	1:A:156:ALA:HB3	1:A:118:MET:HB2	8	0.44
(1,827)	1:A:156:ALA:HB3	1:A:118:MET:HB3	8	0.44
(1,8)	1:A:6:GLY:H	1:A:5:PHE:HB2	9	0.44
(1,770)	1:A:149:GLY:H	1:A:149:GLY:HA3	11	0.44
(1,767)	1:A:148:LEU:H	1:A:148:LEU:HD11	10	0.44
(1,767)	1:A:148:LEU:H	1:A:148:LEU:HD12	10	0.44
(1,767)	1:A:148:LEU:H	1:A:148:LEU:HD13	10	0.44
(1,752)	1:A:141:ILE:H	1:A:141:ILE:HB	5	0.44
(1,709)	1:A:133:GLN:HB2	1:A:134:LEU:H	1	0.44
(1,701)	1:A:132:LEU:H	1:A:132:LEU:HD11	8	0.44
(1,701)	1:A:132:LEU:H	1:A:132:LEU:HD12	8	0.44
(1,701)	1:A:132:LEU:H	1:A:132:LEU:HD13	8	0.44
(1,693)	1:A:128:SER:H	1:A:128:SER:HB2	15	0.44
(1,657)	1:A:119:GLN:H	1:A:119:GLN:HB2	6	0.44
(1,655)	1:A:119:GLN:H	1:A:119:GLN:HG2	7	0.44
(1,60)	1:A:15:ASN:H	1:A:14:ALA:HB1	15	0.44
(1,60)	1:A:15:ASN:H	1:A:14:ALA:HB2	15	0.44
(1,60)	1:A:15:ASN:H	1:A:14:ALA:HB3	15	0.44
(1,587)	1:A:111:ILE:H	1:A:110:GLY:HA3	7	0.44
(1,541)	1:A:104:VAL:HG11	1:A:170:ARG:HD2	3	0.44
(1,541)	1:A:104:VAL:HG11	1:A:170:ARG:HD3	3	0.44
(1,541)	1:A:104:VAL:HG12	1:A:170:ARG:HD2	3	0.44
(1,541)	1:A:104:VAL:HG12	1:A:170:ARG:HD3	3	0.44
(1,541)	1:A:104:VAL:HG13	1:A:170:ARG:HD2	3	0.44

*Continued on next page...*

*Continued from previous page...*

Key	Atom-1	Atom-2	Model ID	Violation (Å)
(1,541)	1:A:104:VAL:HG13	1:A:170:ARG:HD3	3	0.44
(1,538)	1:A:104:VAL:HG21	1:A:170:ARG:HD2	2	0.44
(1,538)	1:A:104:VAL:HG21	1:A:170:ARG:HD3	2	0.44
(1,538)	1:A:104:VAL:HG22	1:A:170:ARG:HD2	2	0.44
(1,538)	1:A:104:VAL:HG22	1:A:170:ARG:HD3	2	0.44
(1,538)	1:A:104:VAL:HG23	1:A:170:ARG:HD2	2	0.44
(1,538)	1:A:104:VAL:HG23	1:A:170:ARG:HD3	2	0.44
(1,490)	1:A:88:ILE:H	1:A:88:ILE:HD11	1	0.44
(1,490)	1:A:88:ILE:H	1:A:88:ILE:HD12	1	0.44
(1,490)	1:A:88:ILE:H	1:A:88:ILE:HD13	1	0.44
(1,488)	1:A:87:LEU:HA	1:A:88:ILE:H	12	0.44
(1,416)	1:A:75:GLU:H	1:A:74:GLU:H	3	0.44
(1,414)	1:A:75:GLU:H	1:A:73:LEU:HD11	9	0.44
(1,414)	1:A:75:GLU:H	1:A:73:LEU:HD12	9	0.44
(1,414)	1:A:75:GLU:H	1:A:73:LEU:HD13	9	0.44
(1,405)	1:A:74:GLU:H	1:A:73:LEU:HB3	5	0.44
(1,395)	1:A:73:LEU:H	1:A:74:GLU:H	5	0.44
(1,366)	1:A:69:GLU:H	1:A:69:GLU:HB2	8	0.44
(1,35)	1:A:11:THR:H	1:A:11:THR:HB	3	0.44
(1,326)	1:A:64:LEU:H	1:A:64:LEU:HB2	7	0.44
(1,326)	1:A:64:LEU:H	1:A:64:LEU:HB2	8	0.44
(1,319)	1:A:64:LEU:H	1:A:65:ASP:H	12	0.44
(1,319)	1:A:64:LEU:H	1:A:65:ASP:H	15	0.44
(1,318)	1:A:63:GLY:H	1:A:64:LEU:H	13	0.44
(1,3)	1:A:5:PHE:H	1:A:4:LEU:H	2	0.44
(1,299)	1:A:57:ARG:H	1:A:57:ARG:HG3	15	0.44
(1,288)	1:A:55:THR:H	1:A:55:THR:HB	15	0.44
(1,266)	1:A:51:MET:H	1:A:52:HIS:H	13	0.44
(1,265)	1:A:51:MET:HA	1:A:52:HIS:H	11	0.44
(1,2588)	1:B:120:GLY:H	1:A:189:PHE:HB2	12	0.44
(1,2588)	1:B:120:GLY:H	1:A:189:PHE:HB3	12	0.44
(1,2568)	1:B:78:LEU:H	1:A:78:LEU:HD21	6	0.44
(1,2568)	1:B:78:LEU:H	1:A:78:LEU:HD22	6	0.44
(1,2568)	1:B:78:LEU:H	1:A:78:LEU:HD23	6	0.44
(1,2549)	1:A:120:GLY:H	1:B:189:PHE:HB2	11	0.44
(1,2549)	1:A:120:GLY:H	1:B:189:PHE:HB3	11	0.44
(1,2532)	1:A:88:ILE:HD11	1:B:172:LYS:HE2	11	0.44
(1,2532)	1:A:88:ILE:HD11	1:B:172:LYS:HE3	11	0.44
(1,2532)	1:A:88:ILE:HD12	1:B:172:LYS:HE2	11	0.44
(1,2532)	1:A:88:ILE:HD12	1:B:172:LYS:HE3	11	0.44
(1,2532)	1:A:88:ILE:HD13	1:B:172:LYS:HE2	11	0.44
(1,2532)	1:A:88:ILE:HD13	1:B:172:LYS:HE3	11	0.44

*Continued on next page...*



*Continued from previous page...*

Key	Atom-1	Atom-2	Model ID	Violation (Å)
(1,2495)	2:C:7:SER:H	2:C:8:ILE:H	13	0.44
(1,2483)	1:B:219:LEU:H	1:B:219:LEU:HB2	10	0.44
(1,2372)	1:B:199:GLY:HA2	1:B:200:TYR:H	6	0.44
(1,2372)	1:B:199:GLY:HA3	1:B:200:TYR:H	6	0.44
(1,2372)	1:B:199:GLY:HA2	1:B:200:TYR:H	15	0.44
(1,2372)	1:B:199:GLY:HA3	1:B:200:TYR:H	15	0.44
(1,2349)	1:B:195:LEU:H	1:B:195:LEU:HD11	6	0.44
(1,2349)	1:B:195:LEU:H	1:B:195:LEU:HD12	6	0.44
(1,2349)	1:B:195:LEU:H	1:B:195:LEU:HD13	6	0.44
(1,2344)	1:B:194:GLY:H	1:B:194:GLY:HA3	14	0.44
(1,2340)	1:B:193:LYS:H	1:B:193:LYS:HB2	3	0.44
(1,2307)	1:B:188:LEU:HD21	1:B:189:PHE:H	14	0.44
(1,2307)	1:B:188:LEU:HD22	1:B:189:PHE:H	14	0.44
(1,2307)	1:B:188:LEU:HD23	1:B:189:PHE:H	14	0.44
(1,225)	1:A:42:ASN:H	1:A:42:ASN:HB2	14	0.44
(1,2101)	1:B:159:TYR:H	1:B:159:TYR:HB3	2	0.44
(1,2082)	1:B:157:LEU:HD11	1:B:203:ALA:HB1	5	0.44
(1,2082)	1:B:157:LEU:HD11	1:B:203:ALA:HB2	5	0.44
(1,2082)	1:B:157:LEU:HD11	1:B:203:ALA:HB3	5	0.44
(1,2082)	1:B:157:LEU:HD12	1:B:203:ALA:HB1	5	0.44
(1,2082)	1:B:157:LEU:HD12	1:B:203:ALA:HB2	5	0.44
(1,2082)	1:B:157:LEU:HD12	1:B:203:ALA:HB3	5	0.44
(1,2082)	1:B:157:LEU:HD13	1:B:203:ALA:HB1	5	0.44
(1,2082)	1:B:157:LEU:HD13	1:B:203:ALA:HB2	5	0.44
(1,2082)	1:B:157:LEU:HD13	1:B:203:ALA:HB3	5	0.44
(1,2082)	1:B:157:LEU:HD21	1:B:203:ALA:HB1	5	0.44
(1,2082)	1:B:157:LEU:HD21	1:B:203:ALA:HB2	5	0.44
(1,2082)	1:B:157:LEU:HD21	1:B:203:ALA:HB3	5	0.44
(1,2082)	1:B:157:LEU:HD22	1:B:203:ALA:HB1	5	0.44
(1,2082)	1:B:157:LEU:HD22	1:B:203:ALA:HB2	5	0.44
(1,2082)	1:B:157:LEU:HD22	1:B:203:ALA:HB3	5	0.44
(1,2082)	1:B:157:LEU:HD23	1:B:203:ALA:HB1	5	0.44
(1,2082)	1:B:157:LEU:HD23	1:B:203:ALA:HB2	5	0.44
(1,2082)	1:B:157:LEU:HD23	1:B:203:ALA:HB3	5	0.44
(1,2080)	1:B:157:LEU:HD11	1:B:200:TYR:HE1	5	0.44
(1,2080)	1:B:157:LEU:HD11	1:B:200:TYR:HE2	5	0.44
(1,2080)	1:B:157:LEU:HD12	1:B:200:TYR:HE1	5	0.44
(1,2080)	1:B:157:LEU:HD12	1:B:200:TYR:HE2	5	0.44
(1,2080)	1:B:157:LEU:HD13	1:B:200:TYR:HE1	5	0.44
(1,2080)	1:B:157:LEU:HD13	1:B:200:TYR:HE2	5	0.44
(1,2080)	1:B:157:LEU:HD21	1:B:200:TYR:HE1	5	0.44
(1,2080)	1:B:157:LEU:HD21	1:B:200:TYR:HE2	5	0.44

*Continued on next page...*

*Continued from previous page...*

Key	Atom-1	Atom-2	Model ID	Violation (Å)
(1,2080)	1:B:157:LEU:HD22	1:B:200:TYR:HE1	5	0.44
(1,2080)	1:B:157:LEU:HD22	1:B:200:TYR:HE2	5	0.44
(1,2080)	1:B:157:LEU:HD23	1:B:200:TYR:HE1	5	0.44
(1,2080)	1:B:157:LEU:HD23	1:B:200:TYR:HE2	5	0.44
(1,2076)	1:B:157:LEU:H	1:B:157:LEU:HB2	7	0.44
(1,204)	1:A:40:ASN:H	1:A:40:ASN:HB3	3	0.44
(1,2037)	1:B:152:ALA:HB1	1:B:122:GLN:HB2	5	0.44
(1,2037)	1:B:152:ALA:HB1	1:B:122:GLN:HB3	5	0.44
(1,2037)	1:B:152:ALA:HB2	1:B:122:GLN:HB2	5	0.44
(1,2037)	1:B:152:ALA:HB2	1:B:122:GLN:HB3	5	0.44
(1,2037)	1:B:152:ALA:HB3	1:B:122:GLN:HB2	5	0.44
(1,2037)	1:B:152:ALA:HB3	1:B:122:GLN:HB3	5	0.44
(1,2032)	1:B:152:ALA:HB1	1:B:153:GLY:H	6	0.44
(1,2032)	1:B:152:ALA:HB2	1:B:153:GLY:H	6	0.44
(1,2032)	1:B:152:ALA:HB3	1:B:153:GLY:H	6	0.44
(1,2031)	1:B:152:ALA:H	1:B:152:ALA:HB1	15	0.44
(1,2031)	1:B:152:ALA:H	1:B:152:ALA:HB2	15	0.44
(1,2031)	1:B:152:ALA:H	1:B:152:ALA:HB3	15	0.44
(1,2009)	1:B:147:PHE:H	1:B:147:PHE:HB2	1	0.44
(1,2009)	1:B:147:PHE:H	1:B:147:PHE:HB2	4	0.44
(1,1968)	1:B:135:ASN:HB2	1:B:136:THR:H	14	0.44
(1,1953)	1:B:133:GLN:HB2	1:B:134:LEU:H	13	0.44
(1,1909)	1:B:120:GLY:H	1:B:121:LEU:H	2	0.44
(1,1909)	1:B:120:GLY:H	1:B:121:LEU:H	10	0.44
(1,1901)	1:B:119:GLN:H	1:B:119:GLN:HB2	8	0.44
(1,1886)	1:B:118:MET:H	1:B:118:MET:HE1	2	0.44
(1,1886)	1:B:118:MET:H	1:B:118:MET:HE2	2	0.44
(1,1886)	1:B:118:MET:H	1:B:118:MET:HE3	2	0.44
(1,186)	1:A:37:PHE:H	1:A:37:PHE:HB3	1	0.44
(1,1831)	1:B:111:ILE:H	1:B:110:GLY:HA3	12	0.44
(1,181)	1:A:37:PHE:H	1:A:36:GLY:H	10	0.44
(1,1755)	1:B:95:ASP:H	1:B:172:LYS:HE2	5	0.44
(1,1755)	1:B:95:ASP:H	1:B:172:LYS:HE3	5	0.44
(1,1728)	1:B:87:LEU:H	1:B:87:LEU:HB2	4	0.44
(1,1728)	1:B:87:LEU:H	1:B:87:LEU:HB2	14	0.44
(1,1673)	1:B:77:GLN:H	1:B:77:GLN:HG2	5	0.44
(1,167)	1:A:35:LEU:HB2	1:A:35:LEU:H	9	0.44
(1,1654)	1:B:75:GLU:H	1:B:76:GLU:H	5	0.44
(1,1592)	1:B:67:GLY:HA2	1:B:68:VAL:H	5	0.44
(1,1592)	1:B:67:GLY:HA3	1:B:68:VAL:H	5	0.44
(1,1592)	1:B:67:GLY:HA2	1:B:68:VAL:H	13	0.44
(1,1592)	1:B:67:GLY:HA3	1:B:68:VAL:H	13	0.44

*Continued on next page...*

*Continued from previous page...*

Key	Atom-1	Atom-2	Model ID	Violation (Å)
(1,1518)	1:B:53:VAL:H	1:B:53:VAL:HB	8	0.44
(1,1499)	1:B:49:GLY:H	1:B:48:PRO:HB2	7	0.44
(1,1490)	1:B:45:ILE:HB	1:B:46:SER:H	11	0.44
(1,1425)	1:B:37:PHE:H	1:B:36:GLY:H	1	0.44
(1,1425)	1:B:37:PHE:H	1:B:36:GLY:H	3	0.44
(1,1411)	1:B:35:LEU:HB2	1:B:35:LEU:H	9	0.44
(1,1382)	1:B:32:LYS:H	1:B:31:LEU:HG	8	0.44
(1,1366)	1:B:29:LEU:H	1:B:29:LEU:HB2	3	0.44
(1,1366)	1:B:29:LEU:H	1:B:29:LEU:HB2	10	0.44
(1,1366)	1:B:29:LEU:H	1:B:29:LEU:HB2	13	0.44
(1,1366)	1:B:29:LEU:H	1:B:29:LEU:HB2	15	0.44
(1,1352)	1:B:27:LYS:H	1:B:27:LYS:HG2	3	0.44
(1,1344)	1:B:24:THR:HB	1:B:25:LYS:H	8	0.44
(1,1321)	1:B:18:VAL:H	1:B:18:VAL:HB	6	0.44
(1,1272)	1:B:9:THR:H	1:B:8:LYS:HA	9	0.44
(1,1268)	1:B:8:LYS:H	1:B:8:LYS:HD2	1	0.44
(1,1231)	1:A:216:LYS:H	1:A:216:LYS:HG2	1	0.44
(1,1231)	1:A:216:LYS:H	1:A:216:LYS:HG2	11	0.44
(1,1164)	1:A:204:MET:HE1	1:A:160:ASN:HD21	1	0.44
(1,1164)	1:A:204:MET:HE1	1:A:160:ASN:HD22	1	0.44
(1,1164)	1:A:204:MET:HE2	1:A:160:ASN:HD21	1	0.44
(1,1164)	1:A:204:MET:HE2	1:A:160:ASN:HD22	1	0.44
(1,1164)	1:A:204:MET:HE3	1:A:160:ASN:HD21	1	0.44
(1,1164)	1:A:204:MET:HE3	1:A:160:ASN:HD22	1	0.44
(1,1122)	1:A:198:MET:HE1	1:A:190:LYS:HG2	9	0.44
(1,1122)	1:A:198:MET:HE1	1:A:190:LYS:HG3	9	0.44
(1,1122)	1:A:198:MET:HE2	1:A:190:LYS:HG2	9	0.44
(1,1122)	1:A:198:MET:HE2	1:A:190:LYS:HG3	9	0.44
(1,1122)	1:A:198:MET:HE3	1:A:190:LYS:HG2	9	0.44
(1,1122)	1:A:198:MET:HE3	1:A:190:LYS:HG3	9	0.44
(1,1104)	1:A:195:LEU:H	1:A:195:LEU:HB2	12	0.44
(1,11)	1:A:6:GLY:H	1:A:5:PHE:H	10	0.44
(1,1097)	1:A:193:LYS:H	1:A:193:LYS:HB3	14	0.44
(1,109)	1:A:27:LYS:H	1:A:27:LYS:HD2	13	0.44
(1,1084)	1:A:190:LYS:H	1:A:190:LYS:HG2	4	0.44
(1,107)	1:A:27:LYS:H	1:A:26:PRO:HG2	1	0.44
(1,1062)	1:A:188:LEU:H	1:A:188:LEU:HB2	5	0.44
(2,336)	1:B:152:ALA:H	1:A:183:ALA:H	4	0.43
(1,978)	1:A:179:ILE:H	1:A:179:ILE:HG13	9	0.43
(1,97)	1:A:24:THR:H	1:A:24:THR:HB	6	0.43
(1,954)	1:A:176:ALA:HB1	1:A:176:ALA:H	15	0.43
(1,954)	1:A:176:ALA:HB2	1:A:176:ALA:H	15	0.43

*Continued on next page...*

*Continued from previous page...*

Key	Atom-1	Atom-2	Model ID	Violation (Å)
(1,954)	1:A:176:ALA:HB3	1:A:176:ALA:H	15	0.43
(1,953)	1:A:175:THR:HG21	1:A:212:TRP:HE1	9	0.43
(1,953)	1:A:175:THR:HG22	1:A:212:TRP:HE1	9	0.43
(1,953)	1:A:175:THR:HG23	1:A:212:TRP:HE1	9	0.43
(1,921)	1:A:168:ALA:HB1	1:A:211:VAL:HG21	10	0.43
(1,921)	1:A:168:ALA:HB1	1:A:211:VAL:HG22	10	0.43
(1,921)	1:A:168:ALA:HB1	1:A:211:VAL:HG23	10	0.43
(1,921)	1:A:168:ALA:HB2	1:A:211:VAL:HG21	10	0.43
(1,921)	1:A:168:ALA:HB2	1:A:211:VAL:HG22	10	0.43
(1,921)	1:A:168:ALA:HB2	1:A:211:VAL:HG23	10	0.43
(1,921)	1:A:168:ALA:HB3	1:A:211:VAL:HG21	10	0.43
(1,921)	1:A:168:ALA:HB3	1:A:211:VAL:HG22	10	0.43
(1,921)	1:A:168:ALA:HB3	1:A:211:VAL:HG23	10	0.43
(1,857)	1:A:159:TYR:H	1:A:159:TYR:HB3	5	0.43
(1,82)	1:A:20:GLY:HA2	1:A:21:GLN:H	15	0.43
(1,80)	1:A:19:GLY:H	1:A:19:GLY:HA2	4	0.43
(1,775)	1:A:150:ASN:H	1:A:150:ASN:HB2	8	0.43
(1,645)	1:A:118:MET:HE1	1:A:156:ALA:HB1	15	0.43
(1,645)	1:A:118:MET:HE1	1:A:156:ALA:HB2	15	0.43
(1,645)	1:A:118:MET:HE1	1:A:156:ALA:HB3	15	0.43
(1,645)	1:A:118:MET:HE2	1:A:156:ALA:HB1	15	0.43
(1,645)	1:A:118:MET:HE2	1:A:156:ALA:HB2	15	0.43
(1,645)	1:A:118:MET:HE2	1:A:156:ALA:HB3	15	0.43
(1,645)	1:A:118:MET:HE3	1:A:156:ALA:HB1	15	0.43
(1,645)	1:A:118:MET:HE3	1:A:156:ALA:HB2	15	0.43
(1,645)	1:A:118:MET:HE3	1:A:156:ALA:HB3	15	0.43
(1,62)	1:A:15:ASN:H	1:A:15:ASN:HB3	8	0.43
(1,587)	1:A:111:ILE:H	1:A:110:GLY:HA3	5	0.43
(1,491)	1:A:88:ILE:H	1:A:88:ILE:HG12	5	0.43
(1,482)	1:A:86:GLY:H	1:A:86:GLY:HA2	2	0.43
(1,456)	1:A:80:SER:H	1:A:79:SER:HB2	2	0.43
(1,456)	1:A:80:SER:H	1:A:79:SER:HB2	12	0.43
(1,406)	1:A:74:GLU:H	1:A:74:GLU:HG2	6	0.43
(1,366)	1:A:69:GLU:H	1:A:69:GLU:HB2	12	0.43
(1,360)	1:A:69:GLU:H	1:A:70:TYR:H	8	0.43
(1,36)	1:A:11:THR:H	1:A:11:THR:HG21	5	0.43
(1,36)	1:A:11:THR:H	1:A:11:THR:HG22	5	0.43
(1,36)	1:A:11:THR:H	1:A:11:THR:HG23	5	0.43
(1,353)	1:A:67:GLY:H	1:A:66:LYS:HD2	10	0.43
(1,336)	1:A:66:LYS:H	1:A:67:GLY:H	1	0.43
(1,33)	1:A:11:THR:H	1:A:10:PRO:HA	15	0.43
(1,326)	1:A:64:LEU:H	1:A:64:LEU:HB2	15	0.43

*Continued on next page...*

*Continued from previous page...*

Key	Atom-1	Atom-2	Model ID	Violation (Å)
(1,299)	1:A:57:ARG:H	1:A:57:ARG:HG3	5	0.43
(1,288)	1:A:55:THR:H	1:A:55:THR:HB	14	0.43
(1,2596)	2:C:21:SER:H	1:A:68:VAL:HG11	3	0.43
(1,2596)	2:C:21:SER:H	1:A:68:VAL:HG12	3	0.43
(1,2596)	2:C:21:SER:H	1:A:68:VAL:HG13	3	0.43
(1,2596)	2:C:21:SER:H	1:B:68:VAL:HG11	3	0.43
(1,2596)	2:C:21:SER:H	1:B:68:VAL:HG12	3	0.43
(1,2596)	2:C:21:SER:H	1:B:68:VAL:HG13	3	0.43
(1,2551)	1:B:67:GLY:H	1:A:66:LYS:HB2	2	0.43
(1,2551)	1:B:67:GLY:H	1:A:66:LYS:HB3	2	0.43
(1,2549)	1:A:120:GLY:H	1:B:189:PHE:HB2	13	0.43
(1,2549)	1:A:120:GLY:H	1:B:189:PHE:HB3	13	0.43
(1,2510)	2:C:24:LEU:H	2:C:25:LEU:H	7	0.43
(1,2457)	1:B:211:VAL:HG21	1:B:173:HIS:HD1	15	0.43
(1,2457)	1:B:211:VAL:HG21	1:B:173:HIS:HD2	15	0.43
(1,2457)	1:B:211:VAL:HG22	1:B:173:HIS:HD1	15	0.43
(1,2457)	1:B:211:VAL:HG22	1:B:173:HIS:HD2	15	0.43
(1,2457)	1:B:211:VAL:HG23	1:B:173:HIS:HD1	15	0.43
(1,2457)	1:B:211:VAL:HG23	1:B:173:HIS:HD2	15	0.43
(1,2349)	1:B:195:LEU:H	1:B:195:LEU:HD11	11	0.43
(1,2349)	1:B:195:LEU:H	1:B:195:LEU:HD12	11	0.43
(1,2349)	1:B:195:LEU:H	1:B:195:LEU:HD13	11	0.43
(1,2346)	1:B:195:LEU:H	1:B:195:LEU:HG	1	0.43
(1,2343)	1:B:194:GLY:H	1:B:194:GLY:HA2	3	0.43
(1,2334)	1:B:191:SER:H	1:B:191:SER:HB2	11	0.43
(1,2306)	1:B:188:LEU:H	1:B:188:LEU:HB2	12	0.43
(1,2280)	1:B:185:THR:H	1:B:185:THR:HG1	14	0.43
(1,225)	1:A:42:ASN:H	1:A:42:ASN:HB2	9	0.43
(1,2239)	1:B:181:ALA:HB1	1:B:181:ALA:H	3	0.43
(1,2239)	1:B:181:ALA:HB2	1:B:181:ALA:H	3	0.43
(1,2239)	1:B:181:ALA:HB3	1:B:181:ALA:H	3	0.43
(1,22)	1:A:8:LYS:H	1:A:8:LYS:HB2	13	0.43
(1,2177)	1:B:170:ARG:H	1:B:170:ARG:HB2	6	0.43
(1,2165)	1:B:168:ALA:HB1	1:B:211:VAL:HG21	6	0.43
(1,2165)	1:B:168:ALA:HB1	1:B:211:VAL:HG22	6	0.43
(1,2165)	1:B:168:ALA:HB1	1:B:211:VAL:HG23	6	0.43
(1,2165)	1:B:168:ALA:HB2	1:B:211:VAL:HG21	6	0.43
(1,2165)	1:B:168:ALA:HB2	1:B:211:VAL:HG22	6	0.43
(1,2165)	1:B:168:ALA:HB2	1:B:211:VAL:HG23	6	0.43
(1,2165)	1:B:168:ALA:HB3	1:B:211:VAL:HG21	6	0.43
(1,2165)	1:B:168:ALA:HB3	1:B:211:VAL:HG22	6	0.43
(1,2165)	1:B:168:ALA:HB3	1:B:211:VAL:HG23	6	0.43

*Continued on next page...*

*Continued from previous page...*

Key	Atom-1	Atom-2	Model ID	Violation (Å)
(1,2120)	1:B:161:ILE:HD11	1:B:204:MET:HG2	14	0.43
(1,2120)	1:B:161:ILE:HD11	1:B:204:MET:HG3	14	0.43
(1,2120)	1:B:161:ILE:HD12	1:B:204:MET:HG2	14	0.43
(1,2120)	1:B:161:ILE:HD12	1:B:204:MET:HG3	14	0.43
(1,2120)	1:B:161:ILE:HD13	1:B:204:MET:HG2	14	0.43
(1,2120)	1:B:161:ILE:HD13	1:B:204:MET:HG3	14	0.43
(1,2082)	1:B:157:LEU:HD11	1:B:203:ALA:HB1	12	0.43
(1,2082)	1:B:157:LEU:HD11	1:B:203:ALA:HB2	12	0.43
(1,2082)	1:B:157:LEU:HD11	1:B:203:ALA:HB3	12	0.43
(1,2082)	1:B:157:LEU:HD12	1:B:203:ALA:HB1	12	0.43
(1,2082)	1:B:157:LEU:HD12	1:B:203:ALA:HB2	12	0.43
(1,2082)	1:B:157:LEU:HD12	1:B:203:ALA:HB3	12	0.43
(1,2082)	1:B:157:LEU:HD13	1:B:203:ALA:HB1	12	0.43
(1,2082)	1:B:157:LEU:HD13	1:B:203:ALA:HB2	12	0.43
(1,2082)	1:B:157:LEU:HD13	1:B:203:ALA:HB3	12	0.43
(1,2082)	1:B:157:LEU:HD21	1:B:203:ALA:HB1	12	0.43
(1,2082)	1:B:157:LEU:HD21	1:B:203:ALA:HB2	12	0.43
(1,2082)	1:B:157:LEU:HD21	1:B:203:ALA:HB3	12	0.43
(1,2082)	1:B:157:LEU:HD22	1:B:203:ALA:HB1	12	0.43
(1,2082)	1:B:157:LEU:HD22	1:B:203:ALA:HB2	12	0.43
(1,2082)	1:B:157:LEU:HD22	1:B:203:ALA:HB3	12	0.43
(1,2082)	1:B:157:LEU:HD23	1:B:203:ALA:HB1	12	0.43
(1,2082)	1:B:157:LEU:HD23	1:B:203:ALA:HB2	12	0.43
(1,2082)	1:B:157:LEU:HD23	1:B:203:ALA:HB3	12	0.43
(1,2076)	1:B:157:LEU:H	1:B:157:LEU:HB2	10	0.43
(1,204)	1:A:40:ASN:H	1:A:40:ASN:HB3	10	0.43
(1,2028)	1:B:152:ALA:H	1:B:151:ASN:HB2	2	0.43
(1,2015)	1:B:149:GLY:H	1:B:149:GLY:HA2	14	0.43
(1,1976)	1:B:136:THR:H	1:B:136:THR:HB	7	0.43
(1,1937)	1:B:128:SER:H	1:B:128:SER:HB2	2	0.43
(1,1935)	1:B:127:ASN:H	1:B:127:ASN:HB2	7	0.43
(1,1909)	1:B:120:GLY:H	1:B:121:LEU:H	15	0.43
(1,1901)	1:B:119:GLN:H	1:B:119:GLN:HB2	11	0.43
(1,1890)	1:B:118:MET:HE1	1:B:156:ALA:H	6	0.43
(1,1890)	1:B:118:MET:HE2	1:B:156:ALA:H	6	0.43
(1,1890)	1:B:118:MET:HE3	1:B:156:ALA:H	6	0.43
(1,1831)	1:B:111:ILE:H	1:B:110:GLY:HA3	2	0.43
(1,1831)	1:B:111:ILE:H	1:B:110:GLY:HA3	7	0.43
(1,181)	1:A:37:PHE:H	1:A:36:GLY:H	15	0.43
(1,1799)	1:B:106:LEU:H	1:B:106:LEU:HG	6	0.43
(1,1797)	1:B:106:LEU:H	1:B:105:TYR:HB2	10	0.43
(1,1761)	1:B:96:ASP:H	1:B:97:LEU:HD11	4	0.43

*Continued on next page...*



*Continued from previous page...*

Key	Atom-1	Atom-2	Model ID	Violation (Å)
(1,1761)	1:B:96:ASP:H	1:B:97:LEU:HD12	4	0.43
(1,1761)	1:B:96:ASP:H	1:B:97:LEU:HD13	4	0.43
(1,1737)	1:B:88:ILE:H	1:B:88:ILE:HB	1	0.43
(1,1728)	1:B:87:LEU:H	1:B:87:LEU:HB2	2	0.43
(1,1728)	1:B:87:LEU:H	1:B:87:LEU:HB2	9	0.43
(1,1727)	1:B:86:GLY:HA3	1:B:87:LEU:H	6	0.43
(1,1713)	1:B:81:LEU:H	1:B:82:GLU:H	12	0.43
(1,1660)	1:B:75:GLU:H	1:B:74:GLU:H	4	0.43
(1,1660)	1:B:75:GLU:H	1:B:74:GLU:H	6	0.43
(1,1633)	1:B:72:ASP:H	1:B:73:LEU:H	7	0.43
(1,1604)	1:B:69:GLU:H	1:B:70:TYR:H	1	0.43
(1,1599)	1:B:68:VAL:H	1:B:69:GLU:H	4	0.43
(1,1597)	1:B:67:GLY:H	1:B:66:LYS:HD2	12	0.43
(1,1589)	1:B:67:GLY:H	1:B:68:VAL:H	15	0.43
(1,1580)	1:B:66:LYS:H	1:B:67:GLY:H	9	0.43
(1,1562)	1:B:63:GLY:H	1:B:64:LEU:H	12	0.43
(1,1556)	1:B:58:LEU:H	1:B:59:HIS:H	13	0.43
(1,1544)	1:B:57:ARG:H	1:B:57:ARG:HG2	3	0.43
(1,1543)	1:B:57:ARG:H	1:B:57:ARG:HG3	15	0.43
(1,153)	1:A:33:GLN:HB2	1:A:34:SER:H	4	0.43
(1,1518)	1:B:53:VAL:H	1:B:53:VAL:HB	6	0.43
(1,1457)	1:B:41:ILE:H	1:B:41:ILE:HB	15	0.43
(1,1449)	1:B:40:ASN:HB3	1:B:41:ILE:H	9	0.43
(1,1436)	1:B:38:GLU:H	1:B:38:GLU:HB3	15	0.43
(1,1432)	1:B:37:PHE:HD1	1:B:38:GLU:H	9	0.43
(1,1432)	1:B:37:PHE:HD2	1:B:38:GLU:H	9	0.43
(1,1416)	1:B:36:GLY:H	1:B:35:LEU:H	1	0.43
(1,1388)	1:B:32:LYS:H	1:B:33:GLN:H	10	0.43
(1,1388)	1:B:32:LYS:H	1:B:33:GLN:H	12	0.43
(1,1384)	1:B:32:LYS:H	1:B:31:LEU:HB2	14	0.43
(1,1381)	1:B:32:LYS:H	1:B:31:LEU:H	9	0.43
(1,1374)	1:B:31:LEU:H	1:B:30:SER:H	1	0.43
(1,1344)	1:B:24:THR:HB	1:B:25:LYS:H	12	0.43
(1,1336)	1:B:22:ASP:H	1:B:23:THR:H	6	0.43
(1,131)	1:A:31:LEU:H	1:A:31:LEU:HG	7	0.43
(1,1304)	1:B:15:ASN:H	1:B:14:ALA:HB1	8	0.43
(1,1304)	1:B:15:ASN:H	1:B:14:ALA:HB2	8	0.43
(1,1304)	1:B:15:ASN:H	1:B:14:ALA:HB3	8	0.43
(1,1284)	1:B:12:ASP:H	1:B:11:THR:HB	12	0.43
(1,1246)	1:B:5:PHE:H	1:B:4:LEU:HD11	15	0.43
(1,1246)	1:B:5:PHE:H	1:B:4:LEU:HD12	15	0.43
(1,1246)	1:B:5:PHE:H	1:B:4:LEU:HD13	15	0.43

*Continued on next page...*

*Continued from previous page...*

Key	Atom-1	Atom-2	Model ID	Violation (Å)
(1,1128)	1:A:199:GLY:HA2	1:A:200:TYR:H	14	0.43
(1,1128)	1:A:199:GLY:HA3	1:A:200:TYR:H	14	0.43
(1,1102)	1:A:195:LEU:H	1:A:195:LEU:HG	11	0.43
(1,1047)	1:A:187:ALA:H	1:A:187:ALA:HB1	9	0.43
(1,1047)	1:A:187:ALA:H	1:A:187:ALA:HB2	9	0.43
(1,1047)	1:A:187:ALA:H	1:A:187:ALA:HB3	9	0.43
(1,10)	1:A:6:GLY:H	1:A:5:PHE:HB3	1	0.43
(1,10)	1:A:6:GLY:H	1:A:5:PHE:HB3	2	0.43
(1,1)	1:A:4:LEU:HD11	1:A:4:LEU:H	9	0.43
(1,1)	1:A:4:LEU:HD12	1:A:4:LEU:H	9	0.43
(1,1)	1:A:4:LEU:HD13	1:A:4:LEU:H	9	0.43
(1,953)	1:A:175:THR:HG21	1:A:212:TRP:HE1	3	0.42
(1,953)	1:A:175:THR:HG22	1:A:212:TRP:HE1	3	0.42
(1,953)	1:A:175:THR:HG23	1:A:212:TRP:HE1	3	0.42
(1,95)	1:A:23:THR:H	1:A:23:THR:HG21	1	0.42
(1,95)	1:A:23:THR:H	1:A:23:THR:HG22	1	0.42
(1,95)	1:A:23:THR:H	1:A:23:THR:HG23	1	0.42
(1,88)	1:A:21:GLN:HA	1:A:22:ASP:H	14	0.42
(1,849)	1:A:158:SER:H	1:A:158:SER:HB2	2	0.42
(1,838)	1:A:157:LEU:HD11	1:A:203:ALA:HB1	4	0.42
(1,838)	1:A:157:LEU:HD11	1:A:203:ALA:HB2	4	0.42
(1,838)	1:A:157:LEU:HD11	1:A:203:ALA:HB3	4	0.42
(1,838)	1:A:157:LEU:HD12	1:A:203:ALA:HB1	4	0.42
(1,838)	1:A:157:LEU:HD12	1:A:203:ALA:HB2	4	0.42
(1,838)	1:A:157:LEU:HD12	1:A:203:ALA:HB3	4	0.42
(1,838)	1:A:157:LEU:HD13	1:A:203:ALA:HB1	4	0.42
(1,838)	1:A:157:LEU:HD13	1:A:203:ALA:HB2	4	0.42
(1,838)	1:A:157:LEU:HD13	1:A:203:ALA:HB3	4	0.42
(1,838)	1:A:157:LEU:HD21	1:A:203:ALA:HB1	4	0.42
(1,838)	1:A:157:LEU:HD21	1:A:203:ALA:HB2	4	0.42
(1,838)	1:A:157:LEU:HD21	1:A:203:ALA:HB3	4	0.42
(1,838)	1:A:157:LEU:HD22	1:A:203:ALA:HB1	4	0.42
(1,838)	1:A:157:LEU:HD22	1:A:203:ALA:HB2	4	0.42
(1,838)	1:A:157:LEU:HD22	1:A:203:ALA:HB3	4	0.42
(1,838)	1:A:157:LEU:HD23	1:A:203:ALA:HB1	4	0.42
(1,838)	1:A:157:LEU:HD23	1:A:203:ALA:HB2	4	0.42
(1,838)	1:A:157:LEU:HD23	1:A:203:ALA:HB3	4	0.42
(1,787)	1:A:152:ALA:H	1:A:152:ALA:HB1	6	0.42
(1,787)	1:A:152:ALA:H	1:A:152:ALA:HB2	6	0.42
(1,787)	1:A:152:ALA:H	1:A:152:ALA:HB3	6	0.42
(1,774)	1:A:150:ASN:H	1:A:150:ASN:HD21	2	0.42
(1,73)	1:A:17:ALA:H	1:A:17:ALA:HB1	2	0.42

*Continued on next page...*

*Continued from previous page...*

Key	Atom-1	Atom-2	Model ID	Violation (Å)
(1,73)	1:A:17:ALA:H	1:A:17:ALA:HB2	2	0.42
(1,73)	1:A:17:ALA:H	1:A:17:ALA:HB3	2	0.42
(1,686)	1:A:124:ILE:H	1:A:124:ILE:HG21	1	0.42
(1,686)	1:A:124:ILE:H	1:A:124:ILE:HG22	1	0.42
(1,686)	1:A:124:ILE:H	1:A:124:ILE:HG23	1	0.42
(1,679)	1:A:122:GLN:H	1:A:122:GLN:HB2	2	0.42
(1,657)	1:A:119:GLN:H	1:A:119:GLN:HB2	4	0.42
(1,655)	1:A:119:GLN:H	1:A:119:GLN:HG2	10	0.42
(1,631)	1:A:117:MET:H	1:A:116:GLY:H	9	0.42
(1,596)	1:A:111:ILE:HD11	1:A:163:ASN:HB2	7	0.42
(1,596)	1:A:111:ILE:HD11	1:A:163:ASN:HB3	7	0.42
(1,596)	1:A:111:ILE:HD12	1:A:163:ASN:HB2	7	0.42
(1,596)	1:A:111:ILE:HD12	1:A:163:ASN:HB3	7	0.42
(1,596)	1:A:111:ILE:HD13	1:A:163:ASN:HB2	7	0.42
(1,596)	1:A:111:ILE:HD13	1:A:163:ASN:HB3	7	0.42
(1,558)	1:A:106:LEU:H	1:A:106:LEU:HD11	14	0.42
(1,558)	1:A:106:LEU:H	1:A:106:LEU:HD12	14	0.42
(1,558)	1:A:106:LEU:H	1:A:106:LEU:HD13	14	0.42
(1,553)	1:A:106:LEU:H	1:A:105:TYR:HB2	1	0.42
(1,493)	1:A:88:ILE:H	1:A:88:ILE:HB	3	0.42
(1,485)	1:A:87:LEU:H	1:A:87:LEU:HD11	2	0.42
(1,485)	1:A:87:LEU:H	1:A:87:LEU:HD12	2	0.42
(1,485)	1:A:87:LEU:H	1:A:87:LEU:HD13	2	0.42
(1,456)	1:A:80:SER:H	1:A:79:SER:HB2	14	0.42
(1,416)	1:A:75:GLU:H	1:A:74:GLU:H	7	0.42
(1,375)	1:A:70:TYR:H	1:A:70:TYR:HD1	5	0.42
(1,375)	1:A:70:TYR:H	1:A:70:TYR:HD2	5	0.42
(1,37)	1:A:11:THR:H	1:A:12:ASP:H	9	0.42
(1,369)	1:A:70:TYR:H	1:A:71:LEU:H	15	0.42
(1,355)	1:A:68:VAL:H	1:A:69:GLU:H	13	0.42
(1,317)	1:A:63:GLY:H	1:A:63:GLY:HA2	3	0.42
(1,312)	1:A:58:LEU:H	1:A:59:HIS:H	3	0.42
(1,300)	1:A:57:ARG:H	1:A:57:ARG:HG2	9	0.42
(1,300)	1:A:57:ARG:H	1:A:57:ARG:HG2	13	0.42
(1,3)	1:A:5:PHE:H	1:A:4:LEU:H	8	0.42
(1,299)	1:A:57:ARG:H	1:A:57:ARG:HG3	8	0.42
(1,299)	1:A:57:ARG:H	1:A:57:ARG:HG3	10	0.42
(1,284)	1:A:54:ASP:HA	1:A:55:THR:H	14	0.42
(1,280)	1:A:54:ASP:H	1:A:54:ASP:HB2	9	0.42
(1,274)	1:A:53:VAL:H	1:A:53:VAL:HB	9	0.42
(1,265)	1:A:51:MET:HA	1:A:52:HIS:H	1	0.42
(1,2551)	1:B:67:GLY:H	1:A:66:LYS:HB2	1	0.42

*Continued on next page...*

*Continued from previous page...*

Key	Atom-1	Atom-2	Model ID	Violation (Å)
(1,2551)	1:B:67:GLY:H	1:A:66:LYS:HB3	1	0.42
(1,2502)	2:C:16:ARG:H	2:C:17:THR:H	7	0.42
(1,2409)	1:B:204:MET:HE1	1:B:156:ALA:HB1	2	0.42
(1,2409)	1:B:204:MET:HE1	1:B:156:ALA:HB2	2	0.42
(1,2409)	1:B:204:MET:HE1	1:B:156:ALA:HB3	2	0.42
(1,2409)	1:B:204:MET:HE2	1:B:156:ALA:HB1	2	0.42
(1,2409)	1:B:204:MET:HE2	1:B:156:ALA:HB2	2	0.42
(1,2409)	1:B:204:MET:HE2	1:B:156:ALA:HB3	2	0.42
(1,2409)	1:B:204:MET:HE3	1:B:156:ALA:HB1	2	0.42
(1,2409)	1:B:204:MET:HE3	1:B:156:ALA:HB2	2	0.42
(1,2409)	1:B:204:MET:HE3	1:B:156:ALA:HB3	2	0.42
(1,2372)	1:B:199:GLY:HA2	1:B:200:TYR:H	3	0.42
(1,2372)	1:B:199:GLY:HA3	1:B:200:TYR:H	3	0.42
(1,2368)	1:B:198:MET:HE1	1:B:191:SER:HB2	14	0.42
(1,2368)	1:B:198:MET:HE1	1:B:191:SER:HB3	14	0.42
(1,2368)	1:B:198:MET:HE2	1:B:191:SER:HB2	14	0.42
(1,2368)	1:B:198:MET:HE2	1:B:191:SER:HB3	14	0.42
(1,2368)	1:B:198:MET:HE3	1:B:191:SER:HB2	14	0.42
(1,2368)	1:B:198:MET:HE3	1:B:191:SER:HB3	14	0.42
(1,2340)	1:B:193:LYS:H	1:B:193:LYS:HB2	7	0.42
(1,2328)	1:B:190:LYS:H	1:B:190:LYS:HG2	14	0.42
(1,2291)	1:B:187:ALA:H	1:B:187:ALA:HB1	7	0.42
(1,2291)	1:B:187:ALA:H	1:B:187:ALA:HB2	7	0.42
(1,2291)	1:B:187:ALA:H	1:B:187:ALA:HB3	7	0.42
(1,2291)	1:B:187:ALA:H	1:B:187:ALA:HB1	15	0.42
(1,2291)	1:B:187:ALA:H	1:B:187:ALA:HB2	15	0.42
(1,2291)	1:B:187:ALA:H	1:B:187:ALA:HB3	15	0.42
(1,2211)	1:B:178:SER:H	1:B:178:SER:HB2	7	0.42
(1,2198)	1:B:176:ALA:HB1	1:B:176:ALA:H	1	0.42
(1,2198)	1:B:176:ALA:HB2	1:B:176:ALA:H	1	0.42
(1,2198)	1:B:176:ALA:HB3	1:B:176:ALA:H	1	0.42
(1,2198)	1:B:176:ALA:HB1	1:B:176:ALA:H	4	0.42
(1,2198)	1:B:176:ALA:HB2	1:B:176:ALA:H	4	0.42
(1,2198)	1:B:176:ALA:HB3	1:B:176:ALA:H	4	0.42
(1,2184)	1:B:172:LYS:HD2	1:B:172:LYS:H	14	0.42
(1,2177)	1:B:170:ARG:H	1:B:170:ARG:HB2	7	0.42
(1,2165)	1:B:168:ALA:HB1	1:B:211:VAL:HG21	1	0.42
(1,2165)	1:B:168:ALA:HB1	1:B:211:VAL:HG22	1	0.42
(1,2165)	1:B:168:ALA:HB1	1:B:211:VAL:HG23	1	0.42
(1,2165)	1:B:168:ALA:HB2	1:B:211:VAL:HG21	1	0.42
(1,2165)	1:B:168:ALA:HB2	1:B:211:VAL:HG22	1	0.42
(1,2165)	1:B:168:ALA:HB2	1:B:211:VAL:HG23	1	0.42

*Continued on next page...*

*Continued from previous page...*

Key	Atom-1	Atom-2	Model ID	Violation (Å)
(1,2165)	1:B:168:ALA:HB3	1:B:211:VAL:HG21	1	0.42
(1,2165)	1:B:168:ALA:HB3	1:B:211:VAL:HG22	1	0.42
(1,2165)	1:B:168:ALA:HB3	1:B:211:VAL:HG23	1	0.42
(1,2098)	1:B:159:TYR:H	1:B:157:LEU:HD11	15	0.42
(1,2098)	1:B:159:TYR:H	1:B:157:LEU:HD12	15	0.42
(1,2098)	1:B:159:TYR:H	1:B:157:LEU:HD13	15	0.42
(1,2041)	1:B:153:GLY:HA2	1:B:154:ILE:H	7	0.42
(1,2041)	1:B:153:GLY:HA3	1:B:154:ILE:H	7	0.42
(1,2004)	1:B:144:ARG:H	1:B:144:ARG:HG2	5	0.42
(1,200)	1:A:40:ASN:H	1:A:39:PRO:HG2	14	0.42
(1,20)	1:A:8:LYS:H	1:A:7:ASP:HA	5	0.42
(1,20)	1:A:8:LYS:H	1:A:7:ASP:HA	6	0.42
(1,20)	1:A:8:LYS:H	1:A:7:ASP:HA	9	0.42
(1,1990)	1:B:139:ASN:H	1:B:138:LEU:HB2	12	0.42
(1,1944)	1:B:132:LEU:H	1:B:132:LEU:HB2	10	0.42
(1,1942)	1:B:131:LYS:H	1:B:131:LYS:HB2	13	0.42
(1,1935)	1:B:127:ASN:H	1:B:127:ASN:HB2	9	0.42
(1,1917)	1:B:121:LEU:HG	1:B:122:GLN:H	15	0.42
(1,1909)	1:B:120:GLY:H	1:B:121:LEU:H	1	0.42
(1,1909)	1:B:120:GLY:H	1:B:121:LEU:H	7	0.42
(1,1909)	1:B:120:GLY:H	1:B:121:LEU:H	12	0.42
(1,1831)	1:B:111:ILE:H	1:B:110:GLY:HA3	6	0.42
(1,1831)	1:B:111:ILE:H	1:B:110:GLY:HA3	8	0.42
(1,1810)	1:B:107:LEU:HD11	1:B:163:ASN:HD21	9	0.42
(1,1810)	1:B:107:LEU:HD11	1:B:163:ASN:HD22	9	0.42
(1,1810)	1:B:107:LEU:HD12	1:B:163:ASN:HD21	9	0.42
(1,1810)	1:B:107:LEU:HD12	1:B:163:ASN:HD22	9	0.42
(1,1810)	1:B:107:LEU:HD13	1:B:163:ASN:HD21	9	0.42
(1,1810)	1:B:107:LEU:HD13	1:B:163:ASN:HD22	9	0.42
(1,1809)	1:B:107:LEU:HD11	1:B:166:ILE:HB	14	0.42
(1,1809)	1:B:107:LEU:HD12	1:B:166:ILE:HB	14	0.42
(1,1809)	1:B:107:LEU:HD13	1:B:166:ILE:HB	14	0.42
(1,1797)	1:B:106:LEU:H	1:B:105:TYR:HB2	5	0.42
(1,1782)	1:B:104:VAL:HG21	1:B:170:ARG:HD2	6	0.42
(1,1782)	1:B:104:VAL:HG21	1:B:170:ARG:HD3	6	0.42
(1,1782)	1:B:104:VAL:HG22	1:B:170:ARG:HD2	6	0.42
(1,1782)	1:B:104:VAL:HG22	1:B:170:ARG:HD3	6	0.42
(1,1782)	1:B:104:VAL:HG23	1:B:170:ARG:HD2	6	0.42
(1,1782)	1:B:104:VAL:HG23	1:B:170:ARG:HD3	6	0.42
(1,1745)	1:B:90:SER:H	1:B:91:ARG:H	12	0.42
(1,1714)	1:B:81:LEU:HB2	1:B:82:GLU:H	5	0.42
(1,1698)	1:B:80:SER:H	1:B:78:LEU:HB2	3	0.42

*Continued on next page...*

*Continued from previous page...*

Key	Atom-1	Atom-2	Model ID	Violation (Å)
(1,1672)	1:B:77:GLN:H	1:B:77:GLN:HB2	14	0.42
(1,167)	1:A:35:LEU:HB2	1:A:35:LEU:H	11	0.42
(1,1649)	1:B:74:GLU:H	1:B:73:LEU:HB3	14	0.42
(1,1613)	1:B:70:TYR:H	1:B:71:LEU:H	10	0.42
(1,1589)	1:B:67:GLY:H	1:B:68:VAL:H	1	0.42
(1,1563)	1:B:64:LEU:H	1:B:65:ASP:H	6	0.42
(1,1556)	1:B:58:LEU:H	1:B:59:HIS:H	8	0.42
(1,1556)	1:B:58:LEU:H	1:B:59:HIS:H	10	0.42
(1,1541)	1:B:57:ARG:H	1:B:56:ALA:HB1	12	0.42
(1,1541)	1:B:57:ARG:H	1:B:56:ALA:HB2	12	0.42
(1,1541)	1:B:57:ARG:H	1:B:56:ALA:HB3	12	0.42
(1,1532)	1:B:55:THR:H	1:B:55:THR:HB	4	0.42
(1,1526)	1:B:54:ASP:H	1:B:54:ASP:HB3	4	0.42
(1,1518)	1:B:53:VAL:H	1:B:53:VAL:HB	1	0.42
(1,1499)	1:B:49:GLY:H	1:B:48:PRO:HB2	10	0.42
(1,1494)	1:B:46:SER:HA	1:B:47:GLY:H	2	0.42
(1,1486)	1:B:45:ILE:H	1:B:46:SER:H	3	0.42
(1,1381)	1:B:32:LYS:H	1:B:31:LEU:H	5	0.42
(1,1375)	1:B:31:LEU:H	1:B:31:LEU:HG	6	0.42
(1,1374)	1:B:31:LEU:H	1:B:30:SER:H	10	0.42
(1,1371)	1:B:30:SER:H	1:B:30:SER:HB3	2	0.42
(1,1366)	1:B:29:LEU:H	1:B:29:LEU:HB2	4	0.42
(1,1349)	1:B:27:LYS:H	1:B:26:PRO:HB2	9	0.42
(1,1349)	1:B:27:LYS:H	1:B:26:PRO:HB2	10	0.42
(1,1339)	1:B:23:THR:H	1:B:23:THR:HG21	8	0.42
(1,1339)	1:B:23:THR:H	1:B:23:THR:HG22	8	0.42
(1,1339)	1:B:23:THR:H	1:B:23:THR:HG23	8	0.42
(1,1331)	1:B:21:GLN:H	1:B:22:ASP:H	1	0.42
(1,1310)	1:B:15:ASN:HB3	1:B:16:ALA:H	14	0.42
(1,1308)	1:B:15:ASN:H	1:B:15:ASN:HB2	8	0.42
(1,1306)	1:B:15:ASN:H	1:B:15:ASN:HB3	14	0.42
(1,1197)	1:A:209:CYS:H	1:A:209:CYS:HB3	8	0.42
(1,1173)	1:A:205:VAL:HG21	1:A:184:LEU:HG	2	0.42
(1,1173)	1:A:205:VAL:HG22	1:A:184:LEU:HG	2	0.42
(1,1173)	1:A:205:VAL:HG23	1:A:184:LEU:HG	2	0.42
(1,1119)	1:A:198:MET:HE1	1:A:199:GLY:H	3	0.42
(1,1119)	1:A:198:MET:HE2	1:A:199:GLY:H	3	0.42
(1,1119)	1:A:198:MET:HE3	1:A:199:GLY:H	3	0.42
(1,1109)	1:A:196:LYS:H	1:A:196:LYS:HG2	4	0.42
(1,1098)	1:A:193:LYS:H	1:A:193:LYS:HG2	4	0.42
(1,1096)	1:A:193:LYS:H	1:A:193:LYS:HB2	1	0.42
(1,1085)	1:A:190:LYS:H	1:A:190:LYS:HD2	6	0.42

*Continued on next page...*



*Continued from previous page...*

Key	Atom-1	Atom-2	Model ID	Violation (Å)
(1,1082)	1:A:190:LYS:H	1:A:190:LYS:HE2	3	0.42
(1,1070)	1:A:188:LEU:HD11	1:A:198:MET:HG2	11	0.42
(1,1070)	1:A:188:LEU:HD11	1:A:198:MET:HG3	11	0.42
(1,1070)	1:A:188:LEU:HD12	1:A:198:MET:HG2	11	0.42
(1,1070)	1:A:188:LEU:HD12	1:A:198:MET:HG3	11	0.42
(1,1070)	1:A:188:LEU:HD13	1:A:198:MET:HG2	11	0.42
(1,1070)	1:A:188:LEU:HD13	1:A:198:MET:HG3	11	0.42
(1,1021)	1:A:184:LEU:H	1:A:184:LEU:HG	10	0.42
(1,10)	1:A:6:GLY:H	1:A:5:PHE:HB3	4	0.42
(2,373)	1:B:165:THR:H	1:A:188:LEU:H	2	0.41
(2,298)	1:B:115:SER:H	1:A:153:GLY:H	3	0.41
(1,995)	1:A:181:ALA:HB1	1:A:181:ALA:H	3	0.41
(1,995)	1:A:181:ALA:HB2	1:A:181:ALA:H	3	0.41
(1,995)	1:A:181:ALA:HB3	1:A:181:ALA:H	3	0.41
(1,995)	1:A:181:ALA:HB1	1:A:181:ALA:H	9	0.41
(1,995)	1:A:181:ALA:HB2	1:A:181:ALA:H	9	0.41
(1,995)	1:A:181:ALA:HB3	1:A:181:ALA:H	9	0.41
(1,967)	1:A:178:SER:H	1:A:178:SER:HB2	13	0.41
(1,954)	1:A:176:ALA:HB1	1:A:176:ALA:H	4	0.41
(1,954)	1:A:176:ALA:HB2	1:A:176:ALA:H	4	0.41
(1,954)	1:A:176:ALA:HB3	1:A:176:ALA:H	4	0.41
(1,934)	1:A:170:ARG:HB3	1:A:171:GLY:H	9	0.41
(1,933)	1:A:170:ARG:H	1:A:170:ARG:HB2	5	0.41
(1,928)	1:A:169:LEU:H	1:A:169:LEU:HG	15	0.41
(1,92)	1:A:22:ASP:H	1:A:23:THR:H	14	0.41
(1,89)	1:A:22:ASP:H	1:A:22:ASP:HB2	6	0.41
(1,87)	1:A:21:GLN:H	1:A:22:ASP:H	6	0.41
(1,843)	1:A:157:LEU:HD11	1:A:204:MET:HA	12	0.41
(1,843)	1:A:157:LEU:HD12	1:A:204:MET:HA	12	0.41
(1,843)	1:A:157:LEU:HD13	1:A:204:MET:HA	12	0.41
(1,843)	1:A:157:LEU:HD21	1:A:204:MET:HA	12	0.41
(1,843)	1:A:157:LEU:HD22	1:A:204:MET:HA	12	0.41
(1,843)	1:A:157:LEU:HD23	1:A:204:MET:HA	12	0.41
(1,79)	1:A:19:GLY:H	1:A:18:VAL:HA	13	0.41
(1,787)	1:A:152:ALA:H	1:A:152:ALA:HB1	8	0.41
(1,787)	1:A:152:ALA:H	1:A:152:ALA:HB2	8	0.41
(1,787)	1:A:152:ALA:H	1:A:152:ALA:HB3	8	0.41
(1,760)	1:A:144:ARG:H	1:A:144:ARG:HG2	6	0.41
(1,732)	1:A:136:THR:H	1:A:136:THR:HB	11	0.41
(1,702)	1:A:132:LEU:H	1:A:132:LEU:HG	8	0.41
(1,695)	1:A:130:GLY:H	1:A:130:GLY:HA2	10	0.41
(1,691)	1:A:127:ASN:H	1:A:127:ASN:HB2	11	0.41

*Continued on next page...*

*Continued from previous page...*

Key	Atom-1	Atom-2	Model ID	Violation (Å)
(1,665)	1:A:120:GLY:H	1:A:121:LEU:H	3	0.41
(1,665)	1:A:120:GLY:H	1:A:121:LEU:H	13	0.41
(1,612)	1:A:114:PHE:HB2	1:A:115:SER:H	8	0.41
(1,587)	1:A:111:ILE:H	1:A:110:GLY:HA3	4	0.41
(1,566)	1:A:107:LEU:HD11	1:A:163:ASN:HD21	9	0.41
(1,566)	1:A:107:LEU:HD11	1:A:163:ASN:HD22	9	0.41
(1,566)	1:A:107:LEU:HD12	1:A:163:ASN:HD21	9	0.41
(1,566)	1:A:107:LEU:HD12	1:A:163:ASN:HD22	9	0.41
(1,566)	1:A:107:LEU:HD13	1:A:163:ASN:HD21	9	0.41
(1,566)	1:A:107:LEU:HD13	1:A:163:ASN:HD22	9	0.41
(1,553)	1:A:106:LEU:H	1:A:105:TYR:HB2	13	0.41
(1,528)	1:A:103:ALA:HB1	1:A:166:ILE:HG21	10	0.41
(1,528)	1:A:103:ALA:HB1	1:A:166:ILE:HG22	10	0.41
(1,528)	1:A:103:ALA:HB1	1:A:166:ILE:HG23	10	0.41
(1,528)	1:A:103:ALA:HB2	1:A:166:ILE:HG21	10	0.41
(1,528)	1:A:103:ALA:HB2	1:A:166:ILE:HG22	10	0.41
(1,528)	1:A:103:ALA:HB2	1:A:166:ILE:HG23	10	0.41
(1,528)	1:A:103:ALA:HB3	1:A:166:ILE:HG21	10	0.41
(1,528)	1:A:103:ALA:HB3	1:A:166:ILE:HG22	10	0.41
(1,528)	1:A:103:ALA:HB3	1:A:166:ILE:HG23	10	0.41
(1,50)	1:A:13:ASP:HB2	1:A:14:ALA:H	4	0.41
(1,429)	1:A:77:GLN:H	1:A:77:GLN:HG2	14	0.41
(1,369)	1:A:70:TYR:H	1:A:71:LEU:H	4	0.41
(1,369)	1:A:70:TYR:H	1:A:71:LEU:H	5	0.41
(1,355)	1:A:68:VAL:H	1:A:69:GLU:H	5	0.41
(1,326)	1:A:64:LEU:H	1:A:64:LEU:HB2	12	0.41
(1,299)	1:A:57:ARG:H	1:A:57:ARG:HG3	14	0.41
(1,280)	1:A:54:ASP:H	1:A:54:ASP:HB2	10	0.41
(1,264)	1:A:51:MET:HB2	1:A:52:HIS:H	5	0.41
(1,2602)	2:C:11:PHE:H	1:A:73:LEU:HD11	12	0.41
(1,2602)	2:C:11:PHE:H	1:A:73:LEU:HD12	12	0.41
(1,2602)	2:C:11:PHE:H	1:A:73:LEU:HD13	12	0.41
(1,2602)	2:C:11:PHE:H	1:B:73:LEU:HD11	12	0.41
(1,2602)	2:C:11:PHE:H	1:B:73:LEU:HD12	12	0.41
(1,2602)	2:C:11:PHE:H	1:B:73:LEU:HD13	12	0.41
(1,2588)	1:B:120:GLY:H	1:A:189:PHE:HB2	2	0.41
(1,2588)	1:B:120:GLY:H	1:A:189:PHE:HB3	2	0.41
(1,2557)	1:B:71:LEU:H	1:A:70:TYR:HA	13	0.41
(1,2497)	2:C:9:ARG:H	2:C:10:PHE:H	11	0.41
(1,2495)	2:C:7:SER:H	2:C:8:ILE:H	4	0.41
(1,249)	1:A:46:SER:H	1:A:46:SER:HB2	10	0.41
(1,2475)	1:B:216:LYS:H	1:B:216:LYS:HG2	11	0.41

*Continued on next page...*

*Continued from previous page...*

Key	Atom-1	Atom-2	Model ID	Violation (Å)
(1,2441)	1:B:209:CYS:H	1:B:209:CYS:HB3	8	0.41
(1,2392)	1:B:202:SER:H	1:B:202:SER:HB3	15	0.41
(1,2326)	1:B:190:LYS:H	1:B:190:LYS:HE2	9	0.41
(1,2298)	1:B:187:ALA:HB1	1:B:198:MET:HB2	3	0.41
(1,2298)	1:B:187:ALA:HB1	1:B:198:MET:HB3	3	0.41
(1,2298)	1:B:187:ALA:HB2	1:B:198:MET:HB2	3	0.41
(1,2298)	1:B:187:ALA:HB2	1:B:198:MET:HB3	3	0.41
(1,2298)	1:B:187:ALA:HB3	1:B:198:MET:HB2	3	0.41
(1,2298)	1:B:187:ALA:HB3	1:B:198:MET:HB3	3	0.41
(1,2298)	1:B:187:ALA:HB1	1:B:198:MET:HB2	11	0.41
(1,2298)	1:B:187:ALA:HB1	1:B:198:MET:HB3	11	0.41
(1,2298)	1:B:187:ALA:HB2	1:B:198:MET:HB2	11	0.41
(1,2298)	1:B:187:ALA:HB2	1:B:198:MET:HB3	11	0.41
(1,2298)	1:B:187:ALA:HB3	1:B:198:MET:HB2	11	0.41
(1,2298)	1:B:187:ALA:HB3	1:B:198:MET:HB3	11	0.41
(1,2265)	1:B:184:LEU:H	1:B:184:LEU:HG	5	0.41
(1,225)	1:A:42:ASN:H	1:A:42:ASN:HB2	12	0.41
(1,2165)	1:B:168:ALA:HB1	1:B:211:VAL:HG21	3	0.41
(1,2165)	1:B:168:ALA:HB1	1:B:211:VAL:HG22	3	0.41
(1,2165)	1:B:168:ALA:HB1	1:B:211:VAL:HG23	3	0.41
(1,2165)	1:B:168:ALA:HB2	1:B:211:VAL:HG21	3	0.41
(1,2165)	1:B:168:ALA:HB2	1:B:211:VAL:HG22	3	0.41
(1,2165)	1:B:168:ALA:HB2	1:B:211:VAL:HG23	3	0.41
(1,2165)	1:B:168:ALA:HB3	1:B:211:VAL:HG21	3	0.41
(1,2165)	1:B:168:ALA:HB3	1:B:211:VAL:HG22	3	0.41
(1,2165)	1:B:168:ALA:HB3	1:B:211:VAL:HG23	3	0.41
(1,2165)	1:B:168:ALA:HB1	1:B:211:VAL:HG21	10	0.41
(1,2165)	1:B:168:ALA:HB1	1:B:211:VAL:HG22	10	0.41
(1,2165)	1:B:168:ALA:HB1	1:B:211:VAL:HG23	10	0.41
(1,2165)	1:B:168:ALA:HB2	1:B:211:VAL:HG21	10	0.41
(1,2165)	1:B:168:ALA:HB2	1:B:211:VAL:HG22	10	0.41
(1,2165)	1:B:168:ALA:HB2	1:B:211:VAL:HG23	10	0.41
(1,2165)	1:B:168:ALA:HB3	1:B:211:VAL:HG21	10	0.41
(1,2165)	1:B:168:ALA:HB3	1:B:211:VAL:HG22	10	0.41
(1,2165)	1:B:168:ALA:HB3	1:B:211:VAL:HG23	10	0.41
(1,2084)	1:B:157:LEU:HD11	1:B:204:MET:HB2	7	0.41
(1,2084)	1:B:157:LEU:HD11	1:B:204:MET:HB3	7	0.41
(1,2084)	1:B:157:LEU:HD12	1:B:204:MET:HB2	7	0.41
(1,2084)	1:B:157:LEU:HD12	1:B:204:MET:HB3	7	0.41
(1,2084)	1:B:157:LEU:HD13	1:B:204:MET:HB2	7	0.41
(1,2084)	1:B:157:LEU:HD13	1:B:204:MET:HB3	7	0.41
(1,2084)	1:B:157:LEU:HD21	1:B:204:MET:HB2	7	0.41

*Continued on next page...*

*Continued from previous page...*

Key	Atom-1	Atom-2	Model ID	Violation (Å)
(1,2084)	1:B:157:LEU:HD21	1:B:204:MET:HB3	7	0.41
(1,2084)	1:B:157:LEU:HD22	1:B:204:MET:HB2	7	0.41
(1,2084)	1:B:157:LEU:HD22	1:B:204:MET:HB3	7	0.41
(1,2084)	1:B:157:LEU:HD23	1:B:204:MET:HB2	7	0.41
(1,2084)	1:B:157:LEU:HD23	1:B:204:MET:HB3	7	0.41
(1,2082)	1:B:157:LEU:HD11	1:B:203:ALA:HB1	11	0.41
(1,2082)	1:B:157:LEU:HD11	1:B:203:ALA:HB2	11	0.41
(1,2082)	1:B:157:LEU:HD11	1:B:203:ALA:HB3	11	0.41
(1,2082)	1:B:157:LEU:HD12	1:B:203:ALA:HB1	11	0.41
(1,2082)	1:B:157:LEU:HD12	1:B:203:ALA:HB2	11	0.41
(1,2082)	1:B:157:LEU:HD12	1:B:203:ALA:HB3	11	0.41
(1,2082)	1:B:157:LEU:HD13	1:B:203:ALA:HB1	11	0.41
(1,2082)	1:B:157:LEU:HD13	1:B:203:ALA:HB2	11	0.41
(1,2082)	1:B:157:LEU:HD13	1:B:203:ALA:HB3	11	0.41
(1,2082)	1:B:157:LEU:HD21	1:B:203:ALA:HB1	11	0.41
(1,2082)	1:B:157:LEU:HD21	1:B:203:ALA:HB2	11	0.41
(1,2082)	1:B:157:LEU:HD21	1:B:203:ALA:HB3	11	0.41
(1,2082)	1:B:157:LEU:HD22	1:B:203:ALA:HB1	11	0.41
(1,2082)	1:B:157:LEU:HD22	1:B:203:ALA:HB2	11	0.41
(1,2082)	1:B:157:LEU:HD22	1:B:203:ALA:HB3	11	0.41
(1,2082)	1:B:157:LEU:HD23	1:B:203:ALA:HB1	11	0.41
(1,2082)	1:B:157:LEU:HD23	1:B:203:ALA:HB2	11	0.41
(1,2082)	1:B:157:LEU:HD23	1:B:203:ALA:HB3	11	0.41
(1,204)	1:A:40:ASN:H	1:A:40:ASN:HB3	8	0.41
(1,2031)	1:B:152:ALA:H	1:B:152:ALA:HB1	11	0.41
(1,2031)	1:B:152:ALA:H	1:B:152:ALA:HB2	11	0.41
(1,2031)	1:B:152:ALA:H	1:B:152:ALA:HB3	11	0.41
(1,2031)	1:B:152:ALA:H	1:B:152:ALA:HB1	12	0.41
(1,2031)	1:B:152:ALA:H	1:B:152:ALA:HB2	12	0.41
(1,2031)	1:B:152:ALA:H	1:B:152:ALA:HB3	12	0.41
(1,2014)	1:B:149:GLY:H	1:B:149:GLY:HA3	11	0.41
(1,2009)	1:B:147:PHE:H	1:B:147:PHE:HB2	7	0.41
(1,1999)	1:B:141:ILE:HG21	1:B:142:THR:H	1	0.41
(1,1999)	1:B:141:ILE:HG22	1:B:142:THR:H	1	0.41
(1,1999)	1:B:141:ILE:HG23	1:B:142:THR:H	1	0.41
(1,1875)	1:B:117:MET:H	1:B:116:GLY:H	7	0.41
(1,1842)	1:B:111:ILE:HG21	1:B:159:TYR:HE1	13	0.41
(1,1842)	1:B:111:ILE:HG21	1:B:159:TYR:HE2	13	0.41
(1,1842)	1:B:111:ILE:HG22	1:B:159:TYR:HE1	13	0.41
(1,1842)	1:B:111:ILE:HG22	1:B:159:TYR:HE2	13	0.41
(1,1842)	1:B:111:ILE:HG23	1:B:159:TYR:HE1	13	0.41
(1,1842)	1:B:111:ILE:HG23	1:B:159:TYR:HE2	13	0.41

*Continued on next page...*

*Continued from previous page...*

Key	Atom-1	Atom-2	Model ID	Violation (Å)
(1,1766)	1:B:100:GLY:H	1:B:100:GLY:HA2	15	0.41
(1,1762)	1:B:96:ASP:H	1:B:170:ARG:HH11	9	0.41
(1,1743)	1:B:90:SER:HB2	1:B:91:ARG:H	1	0.41
(1,172)	1:A:36:GLY:H	1:A:35:LEU:H	12	0.41
(1,1698)	1:B:80:SER:H	1:B:78:LEU:HB2	10	0.41
(1,1690)	1:B:79:SER:H	1:B:78:LEU:HB3	10	0.41
(1,1660)	1:B:75:GLU:H	1:B:74:GLU:H	2	0.41
(1,1604)	1:B:69:GLU:H	1:B:70:TYR:H	7	0.41
(1,1543)	1:B:57:ARG:H	1:B:57:ARG:HG3	3	0.41
(1,1532)	1:B:55:THR:H	1:B:55:THR:HB	8	0.41
(1,1532)	1:B:55:THR:H	1:B:55:THR:HB	14	0.41
(1,153)	1:A:33:GLN:HB2	1:A:34:SER:H	9	0.41
(1,1520)	1:B:53:VAL:HG11	1:B:54:ASP:H	9	0.41
(1,1520)	1:B:53:VAL:HG12	1:B:54:ASP:H	9	0.41
(1,1520)	1:B:53:VAL:HG13	1:B:54:ASP:H	9	0.41
(1,1438)	1:B:38:GLU:H	1:B:38:GLU:HB2	14	0.41
(1,1406)	1:B:34:SER:H	1:B:34:SER:HB2	8	0.41
(1,1381)	1:B:32:LYS:H	1:B:31:LEU:H	1	0.41
(1,1381)	1:B:32:LYS:H	1:B:31:LEU:H	11	0.41
(1,1381)	1:B:32:LYS:H	1:B:31:LEU:H	14	0.41
(1,1374)	1:B:31:LEU:H	1:B:30:SER:H	13	0.41
(1,137)	1:A:32:LYS:H	1:A:31:LEU:H	13	0.41
(1,1351)	1:B:27:LYS:H	1:B:26:PRO:HG2	1	0.41
(1,1341)	1:B:24:THR:H	1:B:24:THR:HB	11	0.41
(1,1341)	1:B:24:THR:H	1:B:24:THR:HB	13	0.41
(1,1341)	1:B:24:THR:H	1:B:24:THR:HB	14	0.41
(1,1319)	1:B:18:VAL:H	1:B:17:ALA:HB1	1	0.41
(1,1319)	1:B:18:VAL:H	1:B:17:ALA:HB2	1	0.41
(1,1319)	1:B:18:VAL:H	1:B:17:ALA:HB3	1	0.41
(1,1304)	1:B:15:ASN:H	1:B:14:ALA:HB1	9	0.41
(1,1304)	1:B:15:ASN:H	1:B:14:ALA:HB2	9	0.41
(1,1304)	1:B:15:ASN:H	1:B:14:ALA:HB3	9	0.41
(1,130)	1:A:31:LEU:H	1:A:30:SER:H	11	0.41
(1,1280)	1:B:11:THR:H	1:B:11:THR:HG21	10	0.41
(1,1280)	1:B:11:THR:H	1:B:11:THR:HG22	10	0.41
(1,1280)	1:B:11:THR:H	1:B:11:THR:HG23	10	0.41
(1,1279)	1:B:11:THR:H	1:B:11:THR:HB	1	0.41
(1,1279)	1:B:11:THR:H	1:B:11:THR:HB	9	0.41
(1,1279)	1:B:11:THR:H	1:B:11:THR:HB	11	0.41
(1,1273)	1:B:9:THR:H	1:B:9:THR:HB	13	0.41
(1,1272)	1:B:9:THR:H	1:B:8:LYS:HA	3	0.41
(1,1268)	1:B:8:LYS:H	1:B:8:LYS:HD2	2	0.41

*Continued on next page...*

*Continued from previous page...*

Key	Atom-1	Atom-2	Model ID	Violation (Å)
(1,1255)	1:B:6:GLY:H	1:B:5:PHE:H	6	0.41
(1,1252)	1:B:6:GLY:H	1:B:5:PHE:HB2	1	0.41
(1,125)	1:A:30:SER:H	1:A:30:SER:HB2	10	0.41
(1,1246)	1:B:5:PHE:H	1:B:4:LEU:HD11	3	0.41
(1,1246)	1:B:5:PHE:H	1:B:4:LEU:HD12	3	0.41
(1,1246)	1:B:5:PHE:H	1:B:4:LEU:HD13	3	0.41
(1,1231)	1:A:216:LYS:H	1:A:216:LYS:HG2	7	0.41
(1,122)	1:A:29:LEU:H	1:A:29:LEU:HB2	12	0.41
(1,1197)	1:A:209:CYS:H	1:A:209:CYS:HB3	1	0.41
(1,1122)	1:A:198:MET:HE1	1:A:190:LYS:HG2	11	0.41
(1,1122)	1:A:198:MET:HE1	1:A:190:LYS:HG3	11	0.41
(1,1122)	1:A:198:MET:HE2	1:A:190:LYS:HG2	11	0.41
(1,1122)	1:A:198:MET:HE2	1:A:190:LYS:HG3	11	0.41
(1,1122)	1:A:198:MET:HE3	1:A:190:LYS:HG2	11	0.41
(1,1122)	1:A:198:MET:HE3	1:A:190:LYS:HG3	11	0.41
(1,1104)	1:A:195:LEU:H	1:A:195:LEU:HB2	8	0.41
(1,1010)	1:A:183:ALA:H	1:A:183:ALA:HB1	3	0.41
(1,1010)	1:A:183:ALA:H	1:A:183:ALA:HB2	3	0.41
(1,1010)	1:A:183:ALA:H	1:A:183:ALA:HB3	3	0.41
(2,336)	1:B:152:ALA:H	1:A:183:ALA:H	2	0.4
(1,934)	1:A:170:ARG:HB3	1:A:171:GLY:H	8	0.4
(1,898)	1:A:164:SER:H	1:A:211:VAL:HB	15	0.4
(1,842)	1:A:157:LEU:HD11	1:A:204:MET:HE1	4	0.4
(1,842)	1:A:157:LEU:HD11	1:A:204:MET:HE2	4	0.4
(1,842)	1:A:157:LEU:HD11	1:A:204:MET:HE3	4	0.4
(1,842)	1:A:157:LEU:HD12	1:A:204:MET:HE1	4	0.4
(1,842)	1:A:157:LEU:HD12	1:A:204:MET:HE2	4	0.4
(1,842)	1:A:157:LEU:HD12	1:A:204:MET:HE3	4	0.4
(1,842)	1:A:157:LEU:HD13	1:A:204:MET:HE1	4	0.4
(1,842)	1:A:157:LEU:HD13	1:A:204:MET:HE2	4	0.4
(1,842)	1:A:157:LEU:HD13	1:A:204:MET:HE3	4	0.4
(1,842)	1:A:157:LEU:HD21	1:A:204:MET:HE1	4	0.4
(1,842)	1:A:157:LEU:HD21	1:A:204:MET:HE2	4	0.4
(1,842)	1:A:157:LEU:HD21	1:A:204:MET:HE3	4	0.4
(1,842)	1:A:157:LEU:HD22	1:A:204:MET:HE1	4	0.4
(1,842)	1:A:157:LEU:HD22	1:A:204:MET:HE2	4	0.4
(1,842)	1:A:157:LEU:HD22	1:A:204:MET:HE3	4	0.4
(1,842)	1:A:157:LEU:HD23	1:A:204:MET:HE1	4	0.4
(1,842)	1:A:157:LEU:HD23	1:A:204:MET:HE2	4	0.4
(1,842)	1:A:157:LEU:HD23	1:A:204:MET:HE3	4	0.4
(1,838)	1:A:157:LEU:HD11	1:A:203:ALA:HB1	1	0.4
(1,838)	1:A:157:LEU:HD11	1:A:203:ALA:HB2	1	0.4

*Continued on next page...*



*Continued from previous page...*

Key	Atom-1	Atom-2	Model ID	Violation (Å)
(1,838)	1:A:157:LEU:HD11	1:A:203:ALA:HB3	1	0.4
(1,838)	1:A:157:LEU:HD12	1:A:203:ALA:HB1	1	0.4
(1,838)	1:A:157:LEU:HD12	1:A:203:ALA:HB2	1	0.4
(1,838)	1:A:157:LEU:HD12	1:A:203:ALA:HB3	1	0.4
(1,838)	1:A:157:LEU:HD13	1:A:203:ALA:HB1	1	0.4
(1,838)	1:A:157:LEU:HD13	1:A:203:ALA:HB2	1	0.4
(1,838)	1:A:157:LEU:HD13	1:A:203:ALA:HB3	1	0.4
(1,838)	1:A:157:LEU:HD21	1:A:203:ALA:HB1	1	0.4
(1,838)	1:A:157:LEU:HD21	1:A:203:ALA:HB2	1	0.4
(1,838)	1:A:157:LEU:HD21	1:A:203:ALA:HB3	1	0.4
(1,838)	1:A:157:LEU:HD22	1:A:203:ALA:HB1	1	0.4
(1,838)	1:A:157:LEU:HD22	1:A:203:ALA:HB2	1	0.4
(1,838)	1:A:157:LEU:HD22	1:A:203:ALA:HB3	1	0.4
(1,838)	1:A:157:LEU:HD23	1:A:203:ALA:HB1	1	0.4
(1,838)	1:A:157:LEU:HD23	1:A:203:ALA:HB2	1	0.4
(1,838)	1:A:157:LEU:HD23	1:A:203:ALA:HB3	1	0.4
(1,838)	1:A:157:LEU:HD11	1:A:203:ALA:HB1	9	0.4
(1,838)	1:A:157:LEU:HD11	1:A:203:ALA:HB2	9	0.4
(1,838)	1:A:157:LEU:HD11	1:A:203:ALA:HB3	9	0.4
(1,838)	1:A:157:LEU:HD12	1:A:203:ALA:HB1	9	0.4
(1,838)	1:A:157:LEU:HD12	1:A:203:ALA:HB2	9	0.4
(1,838)	1:A:157:LEU:HD12	1:A:203:ALA:HB3	9	0.4
(1,838)	1:A:157:LEU:HD13	1:A:203:ALA:HB1	9	0.4
(1,838)	1:A:157:LEU:HD13	1:A:203:ALA:HB2	9	0.4
(1,838)	1:A:157:LEU:HD13	1:A:203:ALA:HB3	9	0.4
(1,838)	1:A:157:LEU:HD21	1:A:203:ALA:HB1	9	0.4
(1,838)	1:A:157:LEU:HD21	1:A:203:ALA:HB2	9	0.4
(1,838)	1:A:157:LEU:HD21	1:A:203:ALA:HB3	9	0.4
(1,838)	1:A:157:LEU:HD22	1:A:203:ALA:HB1	9	0.4
(1,838)	1:A:157:LEU:HD22	1:A:203:ALA:HB2	9	0.4
(1,838)	1:A:157:LEU:HD22	1:A:203:ALA:HB3	9	0.4
(1,838)	1:A:157:LEU:HD23	1:A:203:ALA:HB1	9	0.4
(1,838)	1:A:157:LEU:HD23	1:A:203:ALA:HB2	9	0.4
(1,838)	1:A:157:LEU:HD23	1:A:203:ALA:HB3	9	0.4
(1,837)	1:A:157:LEU:HD11	1:A:200:TYR:HD1	4	0.4
(1,837)	1:A:157:LEU:HD11	1:A:200:TYR:HD2	4	0.4
(1,837)	1:A:157:LEU:HD12	1:A:200:TYR:HD1	4	0.4
(1,837)	1:A:157:LEU:HD12	1:A:200:TYR:HD2	4	0.4
(1,837)	1:A:157:LEU:HD13	1:A:200:TYR:HD1	4	0.4
(1,837)	1:A:157:LEU:HD13	1:A:200:TYR:HD2	4	0.4
(1,837)	1:A:157:LEU:HD21	1:A:200:TYR:HD1	4	0.4
(1,837)	1:A:157:LEU:HD21	1:A:200:TYR:HD2	4	0.4

*Continued on next page...*

*Continued from previous page...*

Key	Atom-1	Atom-2	Model ID	Violation (Å)
(1,837)	1:A:157:LEU:HD22	1:A:200:TYR:HD1	4	0.4
(1,837)	1:A:157:LEU:HD22	1:A:200:TYR:HD2	4	0.4
(1,837)	1:A:157:LEU:HD23	1:A:200:TYR:HD1	4	0.4
(1,837)	1:A:157:LEU:HD23	1:A:200:TYR:HD2	4	0.4
(1,809)	1:A:154:ILE:HD11	1:A:200:TYR:HD1	10	0.4
(1,809)	1:A:154:ILE:HD11	1:A:200:TYR:HD2	10	0.4
(1,809)	1:A:154:ILE:HD12	1:A:200:TYR:HD1	10	0.4
(1,809)	1:A:154:ILE:HD12	1:A:200:TYR:HD2	10	0.4
(1,809)	1:A:154:ILE:HD13	1:A:200:TYR:HD1	10	0.4
(1,809)	1:A:154:ILE:HD13	1:A:200:TYR:HD2	10	0.4
(1,787)	1:A:152:ALA:H	1:A:152:ALA:HB1	11	0.4
(1,787)	1:A:152:ALA:H	1:A:152:ALA:HB2	11	0.4
(1,787)	1:A:152:ALA:H	1:A:152:ALA:HB3	11	0.4
(1,771)	1:A:149:GLY:H	1:A:149:GLY:HA2	14	0.4
(1,770)	1:A:149:GLY:H	1:A:149:GLY:HA3	3	0.4
(1,74)	1:A:18:VAL:H	1:A:17:ALA:HA	2	0.4
(1,716)	1:A:134:LEU:H	1:A:134:LEU:HB2	15	0.4
(1,700)	1:A:132:LEU:H	1:A:132:LEU:HB2	7	0.4
(1,665)	1:A:120:GLY:H	1:A:121:LEU:H	5	0.4
(1,657)	1:A:119:GLN:H	1:A:119:GLN:HB2	5	0.4
(1,62)	1:A:15:ASN:H	1:A:15:ASN:HB3	15	0.4
(1,593)	1:A:111:ILE:HB	1:A:112:GLY:H	11	0.4
(1,587)	1:A:111:ILE:H	1:A:110:GLY:HA3	6	0.4
(1,538)	1:A:104:VAL:HG21	1:A:170:ARG:HD2	15	0.4
(1,538)	1:A:104:VAL:HG21	1:A:170:ARG:HD3	15	0.4
(1,538)	1:A:104:VAL:HG22	1:A:170:ARG:HD2	15	0.4
(1,538)	1:A:104:VAL:HG22	1:A:170:ARG:HD3	15	0.4
(1,538)	1:A:104:VAL:HG23	1:A:170:ARG:HD2	15	0.4
(1,538)	1:A:104:VAL:HG23	1:A:170:ARG:HD3	15	0.4
(1,511)	1:A:95:ASP:H	1:A:172:LYS:HE2	13	0.4
(1,511)	1:A:95:ASP:H	1:A:172:LYS:HE3	13	0.4
(1,495)	1:A:90:SER:H	1:A:89:PRO:HG2	4	0.4
(1,491)	1:A:88:ILE:H	1:A:88:ILE:HG12	1	0.4
(1,369)	1:A:70:TYR:H	1:A:71:LEU:H	2	0.4
(1,369)	1:A:70:TYR:H	1:A:71:LEU:H	10	0.4
(1,369)	1:A:70:TYR:H	1:A:71:LEU:H	14	0.4
(1,355)	1:A:68:VAL:H	1:A:69:GLU:H	1	0.4
(1,355)	1:A:68:VAL:H	1:A:69:GLU:H	14	0.4
(1,323)	1:A:64:LEU:H	1:A:63:GLY:HA2	8	0.4
(1,312)	1:A:58:LEU:H	1:A:59:HIS:H	1	0.4
(1,312)	1:A:58:LEU:H	1:A:59:HIS:H	14	0.4
(1,29)	1:A:9:THR:H	1:A:9:THR:HB	4	0.4

*Continued on next page...*

*Continued from previous page...*

Key	Atom-1	Atom-2	Model ID	Violation (Å)
(1,287)	1:A:55:THR:H	1:A:55:THR:HG21	5	0.4
(1,287)	1:A:55:THR:H	1:A:55:THR:HG22	5	0.4
(1,287)	1:A:55:THR:H	1:A:55:THR:HG23	5	0.4
(1,287)	1:A:55:THR:H	1:A:55:THR:HG21	7	0.4
(1,287)	1:A:55:THR:H	1:A:55:THR:HG22	7	0.4
(1,287)	1:A:55:THR:H	1:A:55:THR:HG23	7	0.4
(1,28)	1:A:9:THR:H	1:A:8:LYS:HA	15	0.4
(1,270)	1:A:53:VAL:H	1:A:52:HIS:HA	10	0.4
(1,267)	1:A:52:HIS:HB2	1:A:52:HIS:H	6	0.4
(1,267)	1:A:52:HIS:HB2	1:A:52:HIS:H	10	0.4
(1,2602)	2:C:11:PHE:H	1:A:73:LEU:HD11	1	0.4
(1,2602)	2:C:11:PHE:H	1:A:73:LEU:HD12	1	0.4
(1,2602)	2:C:11:PHE:H	1:A:73:LEU:HD13	1	0.4
(1,2602)	2:C:11:PHE:H	1:B:73:LEU:HD11	1	0.4
(1,2602)	2:C:11:PHE:H	1:B:73:LEU:HD12	1	0.4
(1,2602)	2:C:11:PHE:H	1:B:73:LEU:HD13	1	0.4
(1,255)	1:A:49:GLY:H	1:A:48:PRO:HB2	9	0.4
(1,2475)	1:B:216:LYS:H	1:B:216:LYS:HG2	6	0.4
(1,2366)	1:B:198:MET:HE1	1:B:190:LYS:HG2	1	0.4
(1,2366)	1:B:198:MET:HE1	1:B:190:LYS:HG3	1	0.4
(1,2366)	1:B:198:MET:HE2	1:B:190:LYS:HG2	1	0.4
(1,2366)	1:B:198:MET:HE2	1:B:190:LYS:HG3	1	0.4
(1,2366)	1:B:198:MET:HE3	1:B:190:LYS:HG2	1	0.4
(1,2366)	1:B:198:MET:HE3	1:B:190:LYS:HG3	1	0.4
(1,2344)	1:B:194:GLY:H	1:B:194:GLY:HA3	5	0.4
(1,2342)	1:B:193:LYS:H	1:B:193:LYS:HG2	14	0.4
(1,2328)	1:B:190:LYS:H	1:B:190:LYS:HG2	15	0.4
(1,2278)	1:B:185:THR:H	1:B:185:THR:HB	7	0.4
(1,2254)	1:B:183:ALA:H	1:B:183:ALA:HB1	5	0.4
(1,2254)	1:B:183:ALA:H	1:B:183:ALA:HB2	5	0.4
(1,2254)	1:B:183:ALA:H	1:B:183:ALA:HB3	5	0.4
(1,2254)	1:B:183:ALA:H	1:B:183:ALA:HB1	8	0.4
(1,2254)	1:B:183:ALA:H	1:B:183:ALA:HB2	8	0.4
(1,2254)	1:B:183:ALA:H	1:B:183:ALA:HB3	8	0.4
(1,2198)	1:B:176:ALA:HB1	1:B:176:ALA:H	5	0.4
(1,2198)	1:B:176:ALA:HB2	1:B:176:ALA:H	5	0.4
(1,2198)	1:B:176:ALA:HB3	1:B:176:ALA:H	5	0.4
(1,2198)	1:B:176:ALA:HB1	1:B:176:ALA:H	6	0.4
(1,2198)	1:B:176:ALA:HB2	1:B:176:ALA:H	6	0.4
(1,2198)	1:B:176:ALA:HB3	1:B:176:ALA:H	6	0.4
(1,2142)	1:B:164:SER:H	1:B:211:VAL:HB	5	0.4
(1,2121)	1:B:161:ILE:HD11	1:B:204:MET:HB2	14	0.4

*Continued on next page...*

*Continued from previous page...*

Key	Atom-1	Atom-2	Model ID	Violation (Å)
(1,2121)	1:B:161:ILE:HD11	1:B:204:MET:HB3	14	0.4
(1,2121)	1:B:161:ILE:HD12	1:B:204:MET:HB2	14	0.4
(1,2121)	1:B:161:ILE:HD12	1:B:204:MET:HB3	14	0.4
(1,2121)	1:B:161:ILE:HD13	1:B:204:MET:HB2	14	0.4
(1,2121)	1:B:161:ILE:HD13	1:B:204:MET:HB3	14	0.4
(1,2114)	1:B:161:ILE:H	1:B:161:ILE:HB	10	0.4
(1,2080)	1:B:157:LEU:HD11	1:B:200:TYR:HE1	12	0.4
(1,2080)	1:B:157:LEU:HD11	1:B:200:TYR:HE2	12	0.4
(1,2080)	1:B:157:LEU:HD12	1:B:200:TYR:HE1	12	0.4
(1,2080)	1:B:157:LEU:HD12	1:B:200:TYR:HE2	12	0.4
(1,2080)	1:B:157:LEU:HD13	1:B:200:TYR:HE1	12	0.4
(1,2080)	1:B:157:LEU:HD13	1:B:200:TYR:HE2	12	0.4
(1,2080)	1:B:157:LEU:HD21	1:B:200:TYR:HE1	12	0.4
(1,2080)	1:B:157:LEU:HD21	1:B:200:TYR:HE2	12	0.4
(1,2080)	1:B:157:LEU:HD22	1:B:200:TYR:HE1	12	0.4
(1,2080)	1:B:157:LEU:HD22	1:B:200:TYR:HE2	12	0.4
(1,2080)	1:B:157:LEU:HD23	1:B:200:TYR:HE1	12	0.4
(1,2080)	1:B:157:LEU:HD23	1:B:200:TYR:HE2	12	0.4
(1,2008)	1:B:147:PHE:H	1:B:147:PHE:HE1	1	0.4
(1,2008)	1:B:147:PHE:H	1:B:147:PHE:HE2	1	0.4
(1,20)	1:A:8:LYS:H	1:A:7:ASP:HA	14	0.4
(1,1993)	1:B:140:HIS:H	1:B:140:HIS:HB2	7	0.4
(1,1976)	1:B:136:THR:H	1:B:136:THR:HB	11	0.4
(1,1935)	1:B:127:ASN:H	1:B:127:ASN:HB2	5	0.4
(1,1909)	1:B:120:GLY:H	1:B:121:LEU:H	9	0.4
(1,1909)	1:B:120:GLY:H	1:B:121:LEU:H	11	0.4
(1,1904)	1:B:119:GLN:H	1:B:120:GLY:H	6	0.4
(1,1901)	1:B:119:GLN:H	1:B:119:GLN:HB2	6	0.4
(1,1901)	1:B:119:GLN:H	1:B:119:GLN:HB2	14	0.4
(1,1850)	1:B:114:PHE:H	1:B:114:PHE:HE1	2	0.4
(1,1850)	1:B:114:PHE:H	1:B:114:PHE:HE2	2	0.4
(1,1782)	1:B:104:VAL:HG21	1:B:170:ARG:HD2	2	0.4
(1,1782)	1:B:104:VAL:HG21	1:B:170:ARG:HD3	2	0.4
(1,1782)	1:B:104:VAL:HG22	1:B:170:ARG:HD2	2	0.4
(1,1782)	1:B:104:VAL:HG22	1:B:170:ARG:HD3	2	0.4
(1,1782)	1:B:104:VAL:HG23	1:B:170:ARG:HD2	2	0.4
(1,1782)	1:B:104:VAL:HG23	1:B:170:ARG:HD3	2	0.4
(1,1772)	1:B:103:ALA:HB1	1:B:166:ILE:HG21	12	0.4
(1,1772)	1:B:103:ALA:HB1	1:B:166:ILE:HG22	12	0.4
(1,1772)	1:B:103:ALA:HB1	1:B:166:ILE:HG23	12	0.4
(1,1772)	1:B:103:ALA:HB2	1:B:166:ILE:HG21	12	0.4
(1,1772)	1:B:103:ALA:HB2	1:B:166:ILE:HG22	12	0.4

*Continued on next page...*

*Continued from previous page...*

Key	Atom-1	Atom-2	Model ID	Violation (Å)
(1,1772)	1:B:103:ALA:HB2	1:B:166:ILE:HG23	12	0.4
(1,1772)	1:B:103:ALA:HB3	1:B:166:ILE:HG21	12	0.4
(1,1772)	1:B:103:ALA:HB3	1:B:166:ILE:HG22	12	0.4
(1,1772)	1:B:103:ALA:HB3	1:B:166:ILE:HG23	12	0.4
(1,176)	1:A:37:PHE:H	1:A:35:LEU:HD11	9	0.4
(1,176)	1:A:37:PHE:H	1:A:35:LEU:HD12	9	0.4
(1,176)	1:A:37:PHE:H	1:A:35:LEU:HD13	9	0.4
(1,1673)	1:B:77:GLN:H	1:B:77:GLN:HG2	4	0.4
(1,1610)	1:B:69:GLU:H	1:B:69:GLU:HB2	12	0.4
(1,1592)	1:B:67:GLY:HA2	1:B:68:VAL:H	9	0.4
(1,1592)	1:B:67:GLY:HA3	1:B:68:VAL:H	9	0.4
(1,1563)	1:B:64:LEU:H	1:B:65:ASP:H	10	0.4
(1,1551)	1:B:58:LEU:H	1:B:58:LEU:HD11	11	0.4
(1,1551)	1:B:58:LEU:H	1:B:58:LEU:HD12	11	0.4
(1,1551)	1:B:58:LEU:H	1:B:58:LEU:HD13	11	0.4
(1,1544)	1:B:57:ARG:H	1:B:57:ARG:HG2	1	0.4
(1,1532)	1:B:55:THR:H	1:B:55:THR:HB	3	0.4
(1,1493)	1:B:46:SER:H	1:B:46:SER:HB2	6	0.4
(1,144)	1:A:32:LYS:H	1:A:33:GLN:H	11	0.4
(1,1395)	1:B:33:GLN:H	1:B:33:GLN:HG2	4	0.4
(1,137)	1:A:32:LYS:H	1:A:31:LEU:H	15	0.4
(1,130)	1:A:31:LEU:H	1:A:30:SER:H	4	0.4
(1,130)	1:A:31:LEU:H	1:A:30:SER:H	12	0.4
(1,1255)	1:B:6:GLY:H	1:B:5:PHE:H	9	0.4
(1,1247)	1:B:5:PHE:H	1:B:4:LEU:H	7	0.4
(1,1247)	1:B:5:PHE:H	1:B:4:LEU:H	9	0.4
(1,1231)	1:A:216:LYS:H	1:A:216:LYS:HG2	4	0.4
(1,1197)	1:A:209:CYS:H	1:A:209:CYS:HB3	14	0.4
(1,1104)	1:A:195:LEU:H	1:A:195:LEU:HB2	6	0.4
(1,1097)	1:A:193:LYS:H	1:A:193:LYS:HB3	2	0.4
(1,1021)	1:A:184:LEU:H	1:A:184:LEU:HG	11	0.4
(2,94)	1:A:152:ALA:H	1:B:183:ALA:H	10	0.39
(2,373)	1:B:165:THR:H	1:A:188:LEU:H	1	0.39
(1,842)	1:A:157:LEU:HD11	1:A:204:MET:HE1	11	0.39
(1,842)	1:A:157:LEU:HD11	1:A:204:MET:HE2	11	0.39
(1,842)	1:A:157:LEU:HD11	1:A:204:MET:HE3	11	0.39
(1,842)	1:A:157:LEU:HD12	1:A:204:MET:HE1	11	0.39
(1,842)	1:A:157:LEU:HD12	1:A:204:MET:HE2	11	0.39
(1,842)	1:A:157:LEU:HD12	1:A:204:MET:HE3	11	0.39
(1,842)	1:A:157:LEU:HD13	1:A:204:MET:HE1	11	0.39
(1,842)	1:A:157:LEU:HD13	1:A:204:MET:HE2	11	0.39
(1,842)	1:A:157:LEU:HD13	1:A:204:MET:HE3	11	0.39

*Continued on next page...*

*Continued from previous page...*

Key	Atom-1	Atom-2	Model ID	Violation (Å)
(1,842)	1:A:157:LEU:HD21	1:A:204:MET:HE1	11	0.39
(1,842)	1:A:157:LEU:HD21	1:A:204:MET:HE2	11	0.39
(1,842)	1:A:157:LEU:HD21	1:A:204:MET:HE3	11	0.39
(1,842)	1:A:157:LEU:HD22	1:A:204:MET:HE1	11	0.39
(1,842)	1:A:157:LEU:HD22	1:A:204:MET:HE2	11	0.39
(1,842)	1:A:157:LEU:HD22	1:A:204:MET:HE3	11	0.39
(1,842)	1:A:157:LEU:HD23	1:A:204:MET:HE1	11	0.39
(1,842)	1:A:157:LEU:HD23	1:A:204:MET:HE2	11	0.39
(1,842)	1:A:157:LEU:HD23	1:A:204:MET:HE3	11	0.39
(1,826)	1:A:156:ALA:HB1	1:A:118:MET:HG2	4	0.39
(1,826)	1:A:156:ALA:HB1	1:A:118:MET:HG3	4	0.39
(1,826)	1:A:156:ALA:HB2	1:A:118:MET:HG2	4	0.39
(1,826)	1:A:156:ALA:HB2	1:A:118:MET:HG3	4	0.39
(1,826)	1:A:156:ALA:HB3	1:A:118:MET:HG2	4	0.39
(1,826)	1:A:156:ALA:HB3	1:A:118:MET:HG3	4	0.39
(1,817)	1:A:155:LEU:H	1:A:155:LEU:HD11	11	0.39
(1,817)	1:A:155:LEU:H	1:A:155:LEU:HD12	11	0.39
(1,817)	1:A:155:LEU:H	1:A:155:LEU:HD13	11	0.39
(1,79)	1:A:19:GLY:H	1:A:18:VAL:HA	15	0.39
(1,787)	1:A:152:ALA:H	1:A:152:ALA:HB1	1	0.39
(1,787)	1:A:152:ALA:H	1:A:152:ALA:HB2	1	0.39
(1,787)	1:A:152:ALA:H	1:A:152:ALA:HB3	1	0.39
(1,784)	1:A:152:ALA:H	1:A:151:ASN:HB2	3	0.39
(1,769)	1:A:148:LEU:HD21	1:A:195:LEU:HD11	5	0.39
(1,769)	1:A:148:LEU:HD21	1:A:195:LEU:HD12	5	0.39
(1,769)	1:A:148:LEU:HD21	1:A:195:LEU:HD13	5	0.39
(1,769)	1:A:148:LEU:HD21	1:A:195:LEU:HD21	5	0.39
(1,769)	1:A:148:LEU:HD21	1:A:195:LEU:HD22	5	0.39
(1,769)	1:A:148:LEU:HD21	1:A:195:LEU:HD23	5	0.39
(1,769)	1:A:148:LEU:HD22	1:A:195:LEU:HD11	5	0.39
(1,769)	1:A:148:LEU:HD22	1:A:195:LEU:HD12	5	0.39
(1,769)	1:A:148:LEU:HD22	1:A:195:LEU:HD13	5	0.39
(1,769)	1:A:148:LEU:HD22	1:A:195:LEU:HD21	5	0.39
(1,769)	1:A:148:LEU:HD22	1:A:195:LEU:HD22	5	0.39
(1,769)	1:A:148:LEU:HD22	1:A:195:LEU:HD23	5	0.39
(1,769)	1:A:148:LEU:HD23	1:A:195:LEU:HD11	5	0.39
(1,769)	1:A:148:LEU:HD23	1:A:195:LEU:HD12	5	0.39
(1,769)	1:A:148:LEU:HD23	1:A:195:LEU:HD13	5	0.39
(1,769)	1:A:148:LEU:HD23	1:A:195:LEU:HD21	5	0.39
(1,769)	1:A:148:LEU:HD23	1:A:195:LEU:HD22	5	0.39
(1,769)	1:A:148:LEU:HD23	1:A:195:LEU:HD23	5	0.39
(1,752)	1:A:141:ILE:H	1:A:141:ILE:HB	4	0.39

*Continued on next page...*



*Continued from previous page...*

Key	Atom-1	Atom-2	Model ID	Violation (Å)
(1,655)	1:A:119:GLN:H	1:A:119:GLN:HG2	2	0.39
(1,645)	1:A:118:MET:HE1	1:A:156:ALA:HB1	4	0.39
(1,645)	1:A:118:MET:HE1	1:A:156:ALA:HB2	4	0.39
(1,645)	1:A:118:MET:HE1	1:A:156:ALA:HB3	4	0.39
(1,645)	1:A:118:MET:HE2	1:A:156:ALA:HB1	4	0.39
(1,645)	1:A:118:MET:HE2	1:A:156:ALA:HB2	4	0.39
(1,645)	1:A:118:MET:HE2	1:A:156:ALA:HB3	4	0.39
(1,645)	1:A:118:MET:HE3	1:A:156:ALA:HB1	4	0.39
(1,645)	1:A:118:MET:HE3	1:A:156:ALA:HB2	4	0.39
(1,645)	1:A:118:MET:HE3	1:A:156:ALA:HB3	4	0.39
(1,640)	1:A:118:MET:H	1:A:118:MET:HG2	8	0.39
(1,631)	1:A:117:MET:H	1:A:116:GLY:H	14	0.39
(1,611)	1:A:114:PHE:HB3	1:A:115:SER:H	1	0.39
(1,589)	1:A:111:ILE:H	1:A:111:ILE:HD11	4	0.39
(1,589)	1:A:111:ILE:H	1:A:111:ILE:HD12	4	0.39
(1,589)	1:A:111:ILE:H	1:A:111:ILE:HD13	4	0.39
(1,491)	1:A:88:ILE:H	1:A:88:ILE:HG12	13	0.39
(1,471)	1:A:82:GLU:H	1:A:82:GLU:HG2	11	0.39
(1,467)	1:A:81:LEU:HG	1:A:82:GLU:H	10	0.39
(1,447)	1:A:79:SER:H	1:A:79:SER:HB2	11	0.39
(1,429)	1:A:77:GLN:H	1:A:77:GLN:HG2	5	0.39
(1,429)	1:A:77:GLN:H	1:A:77:GLN:HG2	7	0.39
(1,40)	1:A:12:ASP:H	1:A:11:THR:HB	2	0.39
(1,37)	1:A:11:THR:H	1:A:12:ASP:H	4	0.39
(1,350)	1:A:67:GLY:H	1:A:66:LYS:HB3	4	0.39
(1,35)	1:A:11:THR:H	1:A:11:THR:HB	10	0.39
(1,3)	1:A:5:PHE:H	1:A:4:LEU:H	3	0.39
(1,3)	1:A:5:PHE:H	1:A:4:LEU:H	11	0.39
(1,297)	1:A:57:ARG:H	1:A:56:ALA:HB1	13	0.39
(1,297)	1:A:57:ARG:H	1:A:56:ALA:HB2	13	0.39
(1,297)	1:A:57:ARG:H	1:A:56:ALA:HB3	13	0.39
(1,288)	1:A:55:THR:H	1:A:55:THR:HB	2	0.39
(1,288)	1:A:55:THR:H	1:A:55:THR:HB	8	0.39
(1,287)	1:A:55:THR:H	1:A:55:THR:HG21	10	0.39
(1,287)	1:A:55:THR:H	1:A:55:THR:HG22	10	0.39
(1,287)	1:A:55:THR:H	1:A:55:THR:HG23	10	0.39
(1,279)	1:A:53:VAL:HG11	1:A:56:ALA:H	8	0.39
(1,279)	1:A:53:VAL:HG12	1:A:56:ALA:H	8	0.39
(1,279)	1:A:53:VAL:HG13	1:A:56:ALA:H	8	0.39
(1,270)	1:A:53:VAL:H	1:A:52:HIS:HA	9	0.39
(1,265)	1:A:51:MET:HA	1:A:52:HIS:H	9	0.39
(1,2602)	2:C:11:PHE:H	1:A:73:LEU:HD11	5	0.39

*Continued on next page...*

*Continued from previous page...*

Key	Atom-1	Atom-2	Model ID	Violation (Å)
(1,2602)	2:C:11:PHE:H	1:A:73:LEU:HD12	5	0.39
(1,2602)	2:C:11:PHE:H	1:A:73:LEU:HD13	5	0.39
(1,2602)	2:C:11:PHE:H	1:B:73:LEU:HD11	5	0.39
(1,2602)	2:C:11:PHE:H	1:B:73:LEU:HD12	5	0.39
(1,2602)	2:C:11:PHE:H	1:B:73:LEU:HD13	5	0.39
(1,26)	1:A:9:THR:H	1:A:8:LYS:HD2	12	0.39
(1,2543)	1:A:116:GLY:H	1:B:189:PHE:HB2	13	0.39
(1,2543)	1:A:116:GLY:H	1:B:189:PHE:HB3	13	0.39
(1,2534)	1:A:93:TRP:HE1	1:B:175:THR:HG21	6	0.39
(1,2534)	1:A:93:TRP:HE1	1:B:175:THR:HG22	6	0.39
(1,2534)	1:A:93:TRP:HE1	1:B:175:THR:HG23	6	0.39
(1,2530)	1:A:88:ILE:HD11	1:B:95:ASP:HB2	3	0.39
(1,2530)	1:A:88:ILE:HD11	1:B:95:ASP:HB3	3	0.39
(1,2530)	1:A:88:ILE:HD12	1:B:95:ASP:HB2	3	0.39
(1,2530)	1:A:88:ILE:HD12	1:B:95:ASP:HB3	3	0.39
(1,2530)	1:A:88:ILE:HD13	1:B:95:ASP:HB2	3	0.39
(1,2530)	1:A:88:ILE:HD13	1:B:95:ASP:HB3	3	0.39
(1,2492)	2:C:4:LEU:H	2:C:5:ARG:H	14	0.39
(1,249)	1:A:46:SER:H	1:A:46:SER:HB2	14	0.39
(1,246)	1:A:45:ILE:HB	1:A:46:SER:H	6	0.39
(1,242)	1:A:45:ILE:H	1:A:46:SER:H	9	0.39
(1,2353)	1:B:196:LYS:H	1:B:196:LYS:HG2	8	0.39
(1,2351)	1:B:196:LYS:H	1:B:196:LYS:HD2	13	0.39
(1,2307)	1:B:188:LEU:HD21	1:B:189:PHE:H	3	0.39
(1,2307)	1:B:188:LEU:HD22	1:B:189:PHE:H	3	0.39
(1,2307)	1:B:188:LEU:HD23	1:B:189:PHE:H	3	0.39
(1,2265)	1:B:184:LEU:H	1:B:184:LEU:HG	8	0.39
(1,2254)	1:B:183:ALA:H	1:B:183:ALA:HB1	1	0.39
(1,2254)	1:B:183:ALA:H	1:B:183:ALA:HB2	1	0.39
(1,2254)	1:B:183:ALA:H	1:B:183:ALA:HB3	1	0.39
(1,2254)	1:B:183:ALA:H	1:B:183:ALA:HB1	11	0.39
(1,2254)	1:B:183:ALA:H	1:B:183:ALA:HB2	11	0.39
(1,2254)	1:B:183:ALA:H	1:B:183:ALA:HB3	11	0.39
(1,2239)	1:B:181:ALA:HB1	1:B:181:ALA:H	1	0.39
(1,2239)	1:B:181:ALA:HB2	1:B:181:ALA:H	1	0.39
(1,2239)	1:B:181:ALA:HB3	1:B:181:ALA:H	1	0.39
(1,2211)	1:B:178:SER:H	1:B:178:SER:HB2	8	0.39
(1,2198)	1:B:176:ALA:HB1	1:B:176:ALA:H	7	0.39
(1,2198)	1:B:176:ALA:HB2	1:B:176:ALA:H	7	0.39
(1,2198)	1:B:176:ALA:HB3	1:B:176:ALA:H	7	0.39
(1,2198)	1:B:176:ALA:HB1	1:B:176:ALA:H	9	0.39
(1,2198)	1:B:176:ALA:HB2	1:B:176:ALA:H	9	0.39

*Continued on next page...*

*Continued from previous page...*

Key	Atom-1	Atom-2	Model ID	Violation (Å)
(1,2198)	1:B:176:ALA:HB3	1:B:176:ALA:H	9	0.39
(1,2178)	1:B:170:ARG:HB3	1:B:171:GLY:H	3	0.39
(1,2081)	1:B:157:LEU:HD11	1:B:200:TYR:HD1	7	0.39
(1,2081)	1:B:157:LEU:HD11	1:B:200:TYR:HD2	7	0.39
(1,2081)	1:B:157:LEU:HD12	1:B:200:TYR:HD1	7	0.39
(1,2081)	1:B:157:LEU:HD12	1:B:200:TYR:HD2	7	0.39
(1,2081)	1:B:157:LEU:HD13	1:B:200:TYR:HD1	7	0.39
(1,2081)	1:B:157:LEU:HD13	1:B:200:TYR:HD2	7	0.39
(1,2081)	1:B:157:LEU:HD21	1:B:200:TYR:HD1	7	0.39
(1,2081)	1:B:157:LEU:HD21	1:B:200:TYR:HD2	7	0.39
(1,2081)	1:B:157:LEU:HD22	1:B:200:TYR:HD1	7	0.39
(1,2081)	1:B:157:LEU:HD22	1:B:200:TYR:HD2	7	0.39
(1,2081)	1:B:157:LEU:HD23	1:B:200:TYR:HD1	7	0.39
(1,2081)	1:B:157:LEU:HD23	1:B:200:TYR:HD2	7	0.39
(1,205)	1:A:40:ASN:HB3	1:A:41:ILE:H	14	0.39
(1,2031)	1:B:152:ALA:H	1:B:152:ALA:HB1	10	0.39
(1,2031)	1:B:152:ALA:H	1:B:152:ALA:HB2	10	0.39
(1,2031)	1:B:152:ALA:H	1:B:152:ALA:HB3	10	0.39
(1,2004)	1:B:144:ARG:H	1:B:144:ARG:HG2	10	0.39
(1,2000)	1:B:142:THR:H	1:B:142:THR:HG21	15	0.39
(1,2000)	1:B:142:THR:H	1:B:142:THR:HG22	15	0.39
(1,2000)	1:B:142:THR:H	1:B:142:THR:HG23	15	0.39
(1,20)	1:A:8:LYS:H	1:A:7:ASP:HA	1	0.39
(1,1999)	1:B:141:ILE:HG21	1:B:142:THR:H	10	0.39
(1,1999)	1:B:141:ILE:HG22	1:B:142:THR:H	10	0.39
(1,1999)	1:B:141:ILE:HG23	1:B:142:THR:H	10	0.39
(1,1993)	1:B:140:HIS:H	1:B:140:HIS:HB2	10	0.39
(1,1983)	1:B:137:VAL:H	1:B:137:VAL:HB	3	0.39
(1,1937)	1:B:128:SER:H	1:B:128:SER:HB2	8	0.39
(1,1925)	1:B:122:GLN:H	1:B:122:GLN:HG2	4	0.39
(1,1923)	1:B:122:GLN:H	1:B:122:GLN:HB2	12	0.39
(1,1913)	1:B:121:LEU:H	1:B:121:LEU:HB2	4	0.39
(1,1909)	1:B:120:GLY:H	1:B:121:LEU:H	14	0.39
(1,19)	1:A:8:LYS:H	1:A:7:ASP:HB2	7	0.39
(1,1891)	1:B:118:MET:HE1	1:B:155:LEU:HD21	12	0.39
(1,1891)	1:B:118:MET:HE1	1:B:155:LEU:HD22	12	0.39
(1,1891)	1:B:118:MET:HE1	1:B:155:LEU:HD23	12	0.39
(1,1891)	1:B:118:MET:HE2	1:B:155:LEU:HD21	12	0.39
(1,1891)	1:B:118:MET:HE2	1:B:155:LEU:HD22	12	0.39
(1,1891)	1:B:118:MET:HE2	1:B:155:LEU:HD23	12	0.39
(1,1891)	1:B:118:MET:HE3	1:B:155:LEU:HD21	12	0.39
(1,1891)	1:B:118:MET:HE3	1:B:155:LEU:HD22	12	0.39

*Continued on next page...*

*Continued from previous page...*

Key	Atom-1	Atom-2	Model ID	Violation (Å)
(1,1891)	1:B:118:MET:HE3	1:B:155:LEU:HD23	12	0.39
(1,1890)	1:B:118:MET:HE1	1:B:156:ALA:H	11	0.39
(1,1890)	1:B:118:MET:HE2	1:B:156:ALA:H	11	0.39
(1,1890)	1:B:118:MET:HE3	1:B:156:ALA:H	11	0.39
(1,188)	1:A:37:PHE:HD1	1:A:38:GLU:H	4	0.39
(1,188)	1:A:37:PHE:HD2	1:A:38:GLU:H	4	0.39
(1,187)	1:A:37:PHE:HA	1:A:38:GLU:H	14	0.39
(1,1867)	1:B:116:GLY:HA2	1:B:117:MET:H	15	0.39
(1,1867)	1:B:116:GLY:HA3	1:B:117:MET:H	15	0.39
(1,185)	1:A:37:PHE:H	1:A:37:PHE:HD1	9	0.39
(1,185)	1:A:37:PHE:H	1:A:37:PHE:HD2	9	0.39
(1,185)	1:A:37:PHE:H	1:A:37:PHE:HD1	11	0.39
(1,185)	1:A:37:PHE:H	1:A:37:PHE:HD2	11	0.39
(1,1807)	1:B:107:LEU:HD11	1:B:166:ILE:HG21	11	0.39
(1,1807)	1:B:107:LEU:HD11	1:B:166:ILE:HG22	11	0.39
(1,1807)	1:B:107:LEU:HD11	1:B:166:ILE:HG23	11	0.39
(1,1807)	1:B:107:LEU:HD12	1:B:166:ILE:HG21	11	0.39
(1,1807)	1:B:107:LEU:HD12	1:B:166:ILE:HG22	11	0.39
(1,1807)	1:B:107:LEU:HD12	1:B:166:ILE:HG23	11	0.39
(1,1807)	1:B:107:LEU:HD13	1:B:166:ILE:HG21	11	0.39
(1,1807)	1:B:107:LEU:HD13	1:B:166:ILE:HG22	11	0.39
(1,1807)	1:B:107:LEU:HD13	1:B:166:ILE:HG23	11	0.39
(1,1732)	1:B:87:LEU:HA	1:B:88:ILE:H	12	0.39
(1,1690)	1:B:79:SER:H	1:B:78:LEU:HB3	4	0.39
(1,1673)	1:B:77:GLN:H	1:B:77:GLN:HG2	6	0.39
(1,1649)	1:B:74:GLU:H	1:B:73:LEU:HB3	11	0.39
(1,1613)	1:B:70:TYR:H	1:B:71:LEU:H	13	0.39
(1,1589)	1:B:67:GLY:H	1:B:68:VAL:H	13	0.39
(1,1589)	1:B:67:GLY:H	1:B:68:VAL:H	14	0.39
(1,1510)	1:B:51:MET:H	1:B:52:HIS:H	13	0.39
(1,1509)	1:B:51:MET:HA	1:B:52:HIS:H	5	0.39
(1,1504)	1:B:50:GLY:HA2	1:B:51:MET:H	12	0.39
(1,1493)	1:B:46:SER:H	1:B:46:SER:HB2	5	0.39
(1,1493)	1:B:46:SER:H	1:B:46:SER:HB2	11	0.39
(1,1486)	1:B:45:ILE:H	1:B:46:SER:H	10	0.39
(1,1438)	1:B:38:GLU:H	1:B:38:GLU:HB2	3	0.39
(1,137)	1:A:32:LYS:H	1:A:31:LEU:H	9	0.39
(1,1341)	1:B:24:THR:H	1:B:24:THR:HB	6	0.39
(1,1336)	1:B:22:ASP:H	1:B:23:THR:H	2	0.39
(1,1310)	1:B:15:ASN:HB3	1:B:16:ALA:H	1	0.39
(1,1310)	1:B:15:ASN:HB3	1:B:16:ALA:H	9	0.39
(1,1280)	1:B:11:THR:H	1:B:11:THR:HG21	12	0.39

*Continued on next page...*

*Continued from previous page...*

Key	Atom-1	Atom-2	Model ID	Violation (Å)
(1,1280)	1:B:11:THR:H	1:B:11:THR:HG22	12	0.39
(1,1280)	1:B:11:THR:H	1:B:11:THR:HG23	12	0.39
(1,1273)	1:B:9:THR:H	1:B:9:THR:HB	3	0.39
(1,1255)	1:B:6:GLY:H	1:B:5:PHE:H	12	0.39
(1,1247)	1:B:5:PHE:H	1:B:4:LEU:H	1	0.39
(1,108)	1:A:27:LYS:H	1:A:27:LYS:HG2	15	0.39
(1,1047)	1:A:187:ALA:H	1:A:187:ALA:HB1	12	0.39
(1,1047)	1:A:187:ALA:H	1:A:187:ALA:HB2	12	0.39
(1,1047)	1:A:187:ALA:H	1:A:187:ALA:HB3	12	0.39
(1,1010)	1:A:183:ALA:H	1:A:183:ALA:HB1	8	0.39
(1,1010)	1:A:183:ALA:H	1:A:183:ALA:HB2	8	0.39
(1,1010)	1:A:183:ALA:H	1:A:183:ALA:HB3	8	0.39
(1,100)	1:A:24:THR:HB	1:A:25:LYS:H	14	0.39
(2,90)	1:A:152:ALA:H	1:B:179:ILE:H	4	0.38
(1,994)	1:A:181:ALA:H	1:A:180:GLY:HA3	6	0.38
(1,98)	1:A:24:THR:H	1:A:24:THR:HG21	10	0.38
(1,98)	1:A:24:THR:H	1:A:24:THR:HG22	10	0.38
(1,98)	1:A:24:THR:H	1:A:24:THR:HG23	10	0.38
(1,951)	1:A:175:THR:H	1:A:175:THR:HB	8	0.38
(1,826)	1:A:156:ALA:HB1	1:A:118:MET:HG2	2	0.38
(1,826)	1:A:156:ALA:HB1	1:A:118:MET:HG3	2	0.38
(1,826)	1:A:156:ALA:HB2	1:A:118:MET:HG2	2	0.38
(1,826)	1:A:156:ALA:HB2	1:A:118:MET:HG3	2	0.38
(1,826)	1:A:156:ALA:HB3	1:A:118:MET:HG2	2	0.38
(1,826)	1:A:156:ALA:HB3	1:A:118:MET:HG3	2	0.38
(1,808)	1:A:154:ILE:HD11	1:A:200:TYR:HE1	14	0.38
(1,808)	1:A:154:ILE:HD11	1:A:200:TYR:HE2	14	0.38
(1,808)	1:A:154:ILE:HD12	1:A:200:TYR:HE1	14	0.38
(1,808)	1:A:154:ILE:HD12	1:A:200:TYR:HE2	14	0.38
(1,808)	1:A:154:ILE:HD13	1:A:200:TYR:HE1	14	0.38
(1,808)	1:A:154:ILE:HD13	1:A:200:TYR:HE2	14	0.38
(1,787)	1:A:152:ALA:H	1:A:152:ALA:HB1	7	0.38
(1,787)	1:A:152:ALA:H	1:A:152:ALA:HB2	7	0.38
(1,787)	1:A:152:ALA:H	1:A:152:ALA:HB3	7	0.38
(1,746)	1:A:139:ASN:H	1:A:138:LEU:HB2	9	0.38
(1,717)	1:A:134:LEU:HB2	1:A:135:ASN:H	7	0.38
(1,695)	1:A:130:GLY:H	1:A:130:GLY:HA2	12	0.38
(1,665)	1:A:120:GLY:H	1:A:121:LEU:H	2	0.38
(1,665)	1:A:120:GLY:H	1:A:121:LEU:H	4	0.38
(1,657)	1:A:119:GLN:H	1:A:119:GLN:HB2	8	0.38
(1,623)	1:A:116:GLY:HA2	1:A:117:MET:H	3	0.38
(1,623)	1:A:116:GLY:HA3	1:A:117:MET:H	3	0.38

*Continued on next page...*

*Continued from previous page...*

Key	Atom-1	Atom-2	Model ID	Violation (Å)
(1,60)	1:A:15:ASN:H	1:A:14:ALA:HB1	14	0.38
(1,60)	1:A:15:ASN:H	1:A:14:ALA:HB2	14	0.38
(1,60)	1:A:15:ASN:H	1:A:14:ALA:HB3	14	0.38
(1,555)	1:A:106:LEU:H	1:A:106:LEU:HG	9	0.38
(1,471)	1:A:82:GLU:H	1:A:82:GLU:HG2	15	0.38
(1,428)	1:A:77:GLN:H	1:A:77:GLN:HB2	15	0.38
(1,416)	1:A:75:GLU:H	1:A:74:GLU:H	9	0.38
(1,414)	1:A:75:GLU:H	1:A:73:LEU:HD11	3	0.38
(1,414)	1:A:75:GLU:H	1:A:73:LEU:HD12	3	0.38
(1,414)	1:A:75:GLU:H	1:A:73:LEU:HD13	3	0.38
(1,395)	1:A:73:LEU:H	1:A:74:GLU:H	11	0.38
(1,369)	1:A:70:TYR:H	1:A:71:LEU:H	6	0.38
(1,369)	1:A:70:TYR:H	1:A:71:LEU:H	8	0.38
(1,369)	1:A:70:TYR:H	1:A:71:LEU:H	13	0.38
(1,297)	1:A:57:ARG:H	1:A:56:ALA:HB1	14	0.38
(1,297)	1:A:57:ARG:H	1:A:56:ALA:HB2	14	0.38
(1,297)	1:A:57:ARG:H	1:A:56:ALA:HB3	14	0.38
(1,29)	1:A:9:THR:H	1:A:9:THR:HB	7	0.38
(1,2601)	2:C:16:ARG:H	1:A:77:GLN:HE21	2	0.38
(1,2601)	2:C:16:ARG:H	1:A:77:GLN:HE22	2	0.38
(1,2601)	2:C:16:ARG:H	1:B:77:GLN:HE21	2	0.38
(1,2601)	2:C:16:ARG:H	1:B:77:GLN:HE22	2	0.38
(1,2568)	1:B:78:LEU:H	1:A:78:LEU:HD21	13	0.38
(1,2568)	1:B:78:LEU:H	1:A:78:LEU:HD22	13	0.38
(1,2568)	1:B:78:LEU:H	1:A:78:LEU:HD23	13	0.38
(1,2563)	1:B:75:GLU:H	1:A:74:GLU:HA	12	0.38
(1,2549)	1:A:120:GLY:H	1:B:189:PHE:HB2	7	0.38
(1,2549)	1:A:120:GLY:H	1:B:189:PHE:HB3	7	0.38
(1,2532)	1:A:88:ILE:HD11	1:B:172:LYS:HE2	9	0.38
(1,2532)	1:A:88:ILE:HD11	1:B:172:LYS:HE3	9	0.38
(1,2532)	1:A:88:ILE:HD12	1:B:172:LYS:HE2	9	0.38
(1,2532)	1:A:88:ILE:HD12	1:B:172:LYS:HE3	9	0.38
(1,2532)	1:A:88:ILE:HD13	1:B:172:LYS:HE2	9	0.38
(1,2532)	1:A:88:ILE:HD13	1:B:172:LYS:HE3	9	0.38
(1,2441)	1:B:209:CYS:H	1:B:209:CYS:HB3	15	0.38
(1,242)	1:A:45:ILE:H	1:A:46:SER:H	5	0.38
(1,2407)	1:B:204:MET:HE1	1:B:160:ASN:HB2	15	0.38
(1,2407)	1:B:204:MET:HE1	1:B:160:ASN:HB3	15	0.38
(1,2407)	1:B:204:MET:HE2	1:B:160:ASN:HB2	15	0.38
(1,2407)	1:B:204:MET:HE2	1:B:160:ASN:HB3	15	0.38
(1,2407)	1:B:204:MET:HE3	1:B:160:ASN:HB2	15	0.38
(1,2407)	1:B:204:MET:HE3	1:B:160:ASN:HB3	15	0.38

*Continued on next page...*



*Continued from previous page...*

Key	Atom-1	Atom-2	Model ID	Violation (Å)
(1,239)	1:A:45:ILE:H	1:A:45:ILE:HB	10	0.38
(1,2372)	1:B:199:GLY:HA2	1:B:200:TYR:H	1	0.38
(1,2372)	1:B:199:GLY:HA3	1:B:200:TYR:H	1	0.38
(1,2353)	1:B:196:LYS:H	1:B:196:LYS:HG2	12	0.38
(1,2326)	1:B:190:LYS:H	1:B:190:LYS:HE2	3	0.38
(1,232)	1:A:43:ASN:HB2	1:A:44:ILE:H	3	0.38
(1,2306)	1:B:188:LEU:H	1:B:188:LEU:HB2	14	0.38
(1,2265)	1:B:184:LEU:H	1:B:184:LEU:HG	9	0.38
(1,225)	1:A:42:ASN:H	1:A:42:ASN:HB2	10	0.38
(1,2239)	1:B:181:ALA:HB1	1:B:181:ALA:H	7	0.38
(1,2239)	1:B:181:ALA:HB2	1:B:181:ALA:H	7	0.38
(1,2239)	1:B:181:ALA:HB3	1:B:181:ALA:H	7	0.38
(1,2172)	1:B:169:LEU:H	1:B:169:LEU:HG	3	0.38
(1,2172)	1:B:169:LEU:H	1:B:169:LEU:HG	5	0.38
(1,2101)	1:B:159:TYR:H	1:B:159:TYR:HB3	7	0.38
(1,2100)	1:B:159:TYR:HB3	1:B:158:SER:H	4	0.38
(1,2084)	1:B:157:LEU:HD11	1:B:204:MET:HB2	12	0.38
(1,2084)	1:B:157:LEU:HD11	1:B:204:MET:HB3	12	0.38
(1,2084)	1:B:157:LEU:HD12	1:B:204:MET:HB2	12	0.38
(1,2084)	1:B:157:LEU:HD12	1:B:204:MET:HB3	12	0.38
(1,2084)	1:B:157:LEU:HD13	1:B:204:MET:HB2	12	0.38
(1,2084)	1:B:157:LEU:HD13	1:B:204:MET:HB3	12	0.38
(1,2084)	1:B:157:LEU:HD21	1:B:204:MET:HB2	12	0.38
(1,2084)	1:B:157:LEU:HD21	1:B:204:MET:HB3	12	0.38
(1,2084)	1:B:157:LEU:HD22	1:B:204:MET:HB2	12	0.38
(1,2084)	1:B:157:LEU:HD22	1:B:204:MET:HB3	12	0.38
(1,2084)	1:B:157:LEU:HD23	1:B:204:MET:HB2	12	0.38
(1,2084)	1:B:157:LEU:HD23	1:B:204:MET:HB3	12	0.38
(1,2081)	1:B:157:LEU:HD11	1:B:200:TYR:HD1	14	0.38
(1,2081)	1:B:157:LEU:HD11	1:B:200:TYR:HD2	14	0.38
(1,2081)	1:B:157:LEU:HD12	1:B:200:TYR:HD1	14	0.38
(1,2081)	1:B:157:LEU:HD12	1:B:200:TYR:HD2	14	0.38
(1,2081)	1:B:157:LEU:HD13	1:B:200:TYR:HD1	14	0.38
(1,2081)	1:B:157:LEU:HD13	1:B:200:TYR:HD2	14	0.38
(1,2081)	1:B:157:LEU:HD21	1:B:200:TYR:HD1	14	0.38
(1,2081)	1:B:157:LEU:HD21	1:B:200:TYR:HD2	14	0.38
(1,2081)	1:B:157:LEU:HD22	1:B:200:TYR:HD1	14	0.38
(1,2081)	1:B:157:LEU:HD22	1:B:200:TYR:HD2	14	0.38
(1,2081)	1:B:157:LEU:HD23	1:B:200:TYR:HD1	14	0.38
(1,2081)	1:B:157:LEU:HD23	1:B:200:TYR:HD2	14	0.38
(1,204)	1:A:40:ASN:H	1:A:40:ASN:HB3	13	0.38
(1,2031)	1:B:152:ALA:H	1:B:152:ALA:HB1	4	0.38

*Continued on next page...*

*Continued from previous page...*

Key	Atom-1	Atom-2	Model ID	Violation (Å)
(1,2031)	1:B:152:ALA:H	1:B:152:ALA:HB2	4	0.38
(1,2031)	1:B:152:ALA:H	1:B:152:ALA:HB3	4	0.38
(1,2016)	1:B:149:GLY:HA3	1:B:150:ASN:H	4	0.38
(1,2014)	1:B:149:GLY:H	1:B:149:GLY:HA3	6	0.38
(1,2004)	1:B:144:ARG:H	1:B:144:ARG:HG2	7	0.38
(1,2003)	1:B:144:ARG:H	1:B:144:ARG:HB2	15	0.38
(1,1990)	1:B:139:ASN:H	1:B:138:LEU:HB2	7	0.38
(1,1976)	1:B:136:THR:H	1:B:136:THR:HB	14	0.38
(1,1948)	1:B:132:LEU:HB2	1:B:133:GLN:H	15	0.38
(1,1931)	1:B:127:ASN:H	1:B:126:PRO:HA	6	0.38
(1,1928)	1:B:124:ILE:H	1:B:124:ILE:HG13	10	0.38
(1,1901)	1:B:119:GLN:H	1:B:119:GLN:HB2	4	0.38
(1,1901)	1:B:119:GLN:H	1:B:119:GLN:HB2	5	0.38
(1,1901)	1:B:119:GLN:H	1:B:119:GLN:HB2	7	0.38
(1,1890)	1:B:118:MET:HE1	1:B:156:ALA:H	15	0.38
(1,1890)	1:B:118:MET:HE2	1:B:156:ALA:H	15	0.38
(1,1890)	1:B:118:MET:HE3	1:B:156:ALA:H	15	0.38
(1,1838)	1:B:111:ILE:HG21	1:B:112:GLY:H	13	0.38
(1,1838)	1:B:111:ILE:HG22	1:B:112:GLY:H	13	0.38
(1,1838)	1:B:111:ILE:HG23	1:B:112:GLY:H	13	0.38
(1,1821)	1:B:110:GLY:H	1:B:109:LEU:HD11	8	0.38
(1,1821)	1:B:110:GLY:H	1:B:109:LEU:HD12	8	0.38
(1,1821)	1:B:110:GLY:H	1:B:109:LEU:HD13	8	0.38
(1,1799)	1:B:106:LEU:H	1:B:106:LEU:HG	10	0.38
(1,1797)	1:B:106:LEU:H	1:B:105:TYR:HB2	12	0.38
(1,1726)	1:B:86:GLY:H	1:B:86:GLY:HA2	4	0.38
(1,171)	1:A:36:GLY:H	1:A:35:LEU:HB2	2	0.38
(1,1672)	1:B:77:GLN:H	1:B:77:GLN:HB2	13	0.38
(1,1603)	1:B:68:VAL:H	1:B:68:VAL:HG11	9	0.38
(1,1603)	1:B:68:VAL:H	1:B:68:VAL:HG12	9	0.38
(1,1603)	1:B:68:VAL:H	1:B:68:VAL:HG13	9	0.38
(1,1589)	1:B:67:GLY:H	1:B:68:VAL:H	4	0.38
(1,1563)	1:B:64:LEU:H	1:B:65:ASP:H	7	0.38
(1,1545)	1:B:57:ARG:HB2	1:B:58:LEU:H	11	0.38
(1,1543)	1:B:57:ARG:H	1:B:57:ARG:HG3	1	0.38
(1,1541)	1:B:57:ARG:H	1:B:56:ALA:HB1	9	0.38
(1,1541)	1:B:57:ARG:H	1:B:56:ALA:HB2	9	0.38
(1,1541)	1:B:57:ARG:H	1:B:56:ALA:HB3	9	0.38
(1,1444)	1:B:40:ASN:H	1:B:39:PRO:HG2	6	0.38
(1,1438)	1:B:38:GLU:H	1:B:38:GLU:HB2	8	0.38
(1,1388)	1:B:32:LYS:H	1:B:33:GLN:H	3	0.38
(1,1341)	1:B:24:THR:H	1:B:24:THR:HB	1	0.38

*Continued on next page...*

*Continued from previous page...*

Key	Atom-1	Atom-2	Model ID	Violation (Å)
(1,1326)	1:B:20:GLY:HA2	1:B:21:GLN:H	14	0.38
(1,131)	1:A:31:LEU:H	1:A:31:LEU:HG	13	0.38
(1,1306)	1:B:15:ASN:H	1:B:15:ASN:HB3	12	0.38
(1,130)	1:A:31:LEU:H	1:A:30:SER:H	10	0.38
(1,129)	1:A:31:LEU:H	1:A:30:SER:HB2	7	0.38
(1,1277)	1:B:11:THR:H	1:B:10:PRO:HA	1	0.38
(1,127)	1:A:30:SER:H	1:A:30:SER:HB3	15	0.38
(1,1254)	1:B:6:GLY:H	1:B:5:PHE:HB3	10	0.38
(1,1245)	1:B:4:LEU:HD11	1:B:4:LEU:H	7	0.38
(1,1245)	1:B:4:LEU:HD12	1:B:4:LEU:H	7	0.38
(1,1245)	1:B:4:LEU:HD13	1:B:4:LEU:H	7	0.38
(1,120)	1:A:29:LEU:H	1:A:29:LEU:HD11	3	0.38
(1,120)	1:A:29:LEU:H	1:A:29:LEU:HD12	3	0.38
(1,120)	1:A:29:LEU:H	1:A:29:LEU:HD13	3	0.38
(1,1165)	1:A:204:MET:HE1	1:A:156:ALA:HB1	8	0.38
(1,1165)	1:A:204:MET:HE1	1:A:156:ALA:HB2	8	0.38
(1,1165)	1:A:204:MET:HE1	1:A:156:ALA:HB3	8	0.38
(1,1165)	1:A:204:MET:HE2	1:A:156:ALA:HB1	8	0.38
(1,1165)	1:A:204:MET:HE2	1:A:156:ALA:HB2	8	0.38
(1,1165)	1:A:204:MET:HE2	1:A:156:ALA:HB3	8	0.38
(1,1165)	1:A:204:MET:HE3	1:A:156:ALA:HB1	8	0.38
(1,1165)	1:A:204:MET:HE3	1:A:156:ALA:HB2	8	0.38
(1,1165)	1:A:204:MET:HE3	1:A:156:ALA:HB3	8	0.38
(1,114)	1:A:28:GLU:H	1:A:28:GLU:HB2	3	0.38
(1,114)	1:A:28:GLU:H	1:A:28:GLU:HB2	7	0.38
(1,1128)	1:A:199:GLY:HA2	1:A:200:TYR:H	2	0.38
(1,1128)	1:A:199:GLY:HA3	1:A:200:TYR:H	2	0.38
(1,1102)	1:A:195:LEU:H	1:A:195:LEU:HG	9	0.38
(1,1097)	1:A:193:LYS:H	1:A:193:LYS:HB3	8	0.38
(1,1084)	1:A:190:LYS:H	1:A:190:LYS:HG2	8	0.38
(1,1066)	1:A:188:LEU:HB2	1:A:189:PHE:H	6	0.38
(1,1049)	1:A:187:ALA:HB1	1:A:188:LEU:H	7	0.38
(1,1049)	1:A:187:ALA:HB2	1:A:188:LEU:H	7	0.38
(1,1049)	1:A:187:ALA:HB3	1:A:188:LEU:H	7	0.38
(1,1047)	1:A:187:ALA:H	1:A:187:ALA:HB1	3	0.38
(1,1047)	1:A:187:ALA:H	1:A:187:ALA:HB2	3	0.38
(1,1047)	1:A:187:ALA:H	1:A:187:ALA:HB3	3	0.38
(1,1047)	1:A:187:ALA:H	1:A:187:ALA:HB1	4	0.38
(1,1047)	1:A:187:ALA:H	1:A:187:ALA:HB2	4	0.38
(1,1047)	1:A:187:ALA:H	1:A:187:ALA:HB3	4	0.38
(1,1047)	1:A:187:ALA:H	1:A:187:ALA:HB1	5	0.38
(1,1047)	1:A:187:ALA:H	1:A:187:ALA:HB2	5	0.38

*Continued on next page...*

*Continued from previous page...*

Key	Atom-1	Atom-2	Model ID	Violation (Å)
(1,1047)	1:A:187:ALA:H	1:A:187:ALA:HB3	5	0.38
(1,1047)	1:A:187:ALA:H	1:A:187:ALA:HB1	7	0.38
(1,1047)	1:A:187:ALA:H	1:A:187:ALA:HB2	7	0.38
(1,1047)	1:A:187:ALA:H	1:A:187:ALA:HB3	7	0.38
(1,1047)	1:A:187:ALA:H	1:A:187:ALA:HB1	14	0.38
(1,1047)	1:A:187:ALA:H	1:A:187:ALA:HB2	14	0.38
(1,1047)	1:A:187:ALA:H	1:A:187:ALA:HB3	14	0.38
(1,1034)	1:A:185:THR:H	1:A:185:THR:HB	10	0.38
(1,103)	1:A:25:LYS:H	1:A:25:LYS:HD2	5	0.38
(1,1021)	1:A:184:LEU:H	1:A:184:LEU:HG	2	0.38
(1,1010)	1:A:183:ALA:H	1:A:183:ALA:HB1	9	0.38
(1,1010)	1:A:183:ALA:H	1:A:183:ALA:HB2	9	0.38
(1,1010)	1:A:183:ALA:H	1:A:183:ALA:HB3	9	0.38
(2,94)	1:A:152:ALA:H	1:B:183:ALA:H	7	0.37
(1,995)	1:A:181:ALA:HB1	1:A:181:ALA:H	12	0.37
(1,995)	1:A:181:ALA:HB2	1:A:181:ALA:H	12	0.37
(1,995)	1:A:181:ALA:HB3	1:A:181:ALA:H	12	0.37
(1,818)	1:A:155:LEU:HD21	1:A:118:MET:HG2	3	0.37
(1,818)	1:A:155:LEU:HD21	1:A:118:MET:HG3	3	0.37
(1,818)	1:A:155:LEU:HD22	1:A:118:MET:HG2	3	0.37
(1,818)	1:A:155:LEU:HD22	1:A:118:MET:HG3	3	0.37
(1,818)	1:A:155:LEU:HD23	1:A:118:MET:HG2	3	0.37
(1,818)	1:A:155:LEU:HD23	1:A:118:MET:HG3	3	0.37
(1,787)	1:A:152:ALA:H	1:A:152:ALA:HB1	5	0.37
(1,787)	1:A:152:ALA:H	1:A:152:ALA:HB2	5	0.37
(1,787)	1:A:152:ALA:H	1:A:152:ALA:HB3	5	0.37
(1,732)	1:A:136:THR:H	1:A:136:THR:HB	3	0.37
(1,704)	1:A:132:LEU:HB2	1:A:133:GLN:H	6	0.37
(1,702)	1:A:132:LEU:H	1:A:132:LEU:HG	1	0.37
(1,698)	1:A:131:LYS:H	1:A:131:LYS:HB2	3	0.37
(1,665)	1:A:120:GLY:H	1:A:121:LEU:H	12	0.37
(1,630)	1:A:117:MET:HE1	1:A:116:GLY:H	6	0.37
(1,630)	1:A:117:MET:HE2	1:A:116:GLY:H	6	0.37
(1,630)	1:A:117:MET:HE3	1:A:116:GLY:H	6	0.37
(1,612)	1:A:114:PHE:HB2	1:A:115:SER:H	13	0.37
(1,60)	1:A:15:ASN:H	1:A:14:ALA:HB1	2	0.37
(1,60)	1:A:15:ASN:H	1:A:14:ALA:HB2	2	0.37
(1,60)	1:A:15:ASN:H	1:A:14:ALA:HB3	2	0.37
(1,555)	1:A:106:LEU:H	1:A:106:LEU:HG	4	0.37
(1,501)	1:A:90:SER:H	1:A:91:ARG:H	3	0.37
(1,497)	1:A:90:SER:H	1:A:90:SER:HB2	2	0.37
(1,454)	1:A:80:SER:H	1:A:78:LEU:HB2	14	0.37

*Continued on next page...*

*Continued from previous page...*

Key	Atom-1	Atom-2	Model ID	Violation (Å)
(1,453)	1:A:80:SER:H	1:A:77:GLN:HB2	15	0.37
(1,447)	1:A:79:SER:H	1:A:79:SER:HB2	9	0.37
(1,446)	1:A:79:SER:H	1:A:78:LEU:HB3	11	0.37
(1,428)	1:A:77:GLN:H	1:A:77:GLN:HB2	14	0.37
(1,37)	1:A:11:THR:H	1:A:12:ASP:H	5	0.37
(1,37)	1:A:11:THR:H	1:A:12:ASP:H	11	0.37
(1,369)	1:A:70:TYR:H	1:A:71:LEU:H	3	0.37
(1,369)	1:A:70:TYR:H	1:A:71:LEU:H	7	0.37
(1,360)	1:A:69:GLU:H	1:A:70:TYR:H	6	0.37
(1,355)	1:A:68:VAL:H	1:A:69:GLU:H	7	0.37
(1,350)	1:A:67:GLY:H	1:A:66:LYS:HB3	14	0.37
(1,326)	1:A:64:LEU:H	1:A:64:LEU:HB2	2	0.37
(1,307)	1:A:58:LEU:H	1:A:58:LEU:HD11	13	0.37
(1,307)	1:A:58:LEU:H	1:A:58:LEU:HD12	13	0.37
(1,307)	1:A:58:LEU:H	1:A:58:LEU:HD13	13	0.37
(1,274)	1:A:53:VAL:H	1:A:53:VAL:HB	5	0.37
(1,267)	1:A:52:HIS:HB2	1:A:52:HIS:H	7	0.37
(1,265)	1:A:51:MET:HA	1:A:52:HIS:H	12	0.37
(1,2603)	2:C:9:ARG:H	1:A:76:GLU:HG2	2	0.37
(1,2603)	2:C:9:ARG:H	1:A:76:GLU:HG3	2	0.37
(1,2603)	2:C:9:ARG:H	1:B:76:GLU:HG2	2	0.37
(1,2603)	2:C:9:ARG:H	1:B:76:GLU:HG3	2	0.37
(1,2555)	1:B:70:TYR:H	1:A:71:LEU:HG	4	0.37
(1,249)	1:A:46:SER:H	1:A:46:SER:HB2	13	0.37
(1,2441)	1:B:209:CYS:H	1:B:209:CYS:HB3	2	0.37
(1,2417)	1:B:205:VAL:HG21	1:B:184:LEU:HG	9	0.37
(1,2417)	1:B:205:VAL:HG22	1:B:184:LEU:HG	9	0.37
(1,2417)	1:B:205:VAL:HG23	1:B:184:LEU:HG	9	0.37
(1,2407)	1:B:204:MET:HE1	1:B:160:ASN:HB2	11	0.37
(1,2407)	1:B:204:MET:HE1	1:B:160:ASN:HB3	11	0.37
(1,2407)	1:B:204:MET:HE2	1:B:160:ASN:HB2	11	0.37
(1,2407)	1:B:204:MET:HE2	1:B:160:ASN:HB3	11	0.37
(1,2407)	1:B:204:MET:HE3	1:B:160:ASN:HB2	11	0.37
(1,2407)	1:B:204:MET:HE3	1:B:160:ASN:HB3	11	0.37
(1,2372)	1:B:199:GLY:HA2	1:B:200:TYR:H	2	0.37
(1,2372)	1:B:199:GLY:HA3	1:B:200:TYR:H	2	0.37
(1,2372)	1:B:199:GLY:HA2	1:B:200:TYR:H	9	0.37
(1,2372)	1:B:199:GLY:HA3	1:B:200:TYR:H	9	0.37
(1,2350)	1:B:195:LEU:HD21	1:B:196:LYS:H	8	0.37
(1,2350)	1:B:195:LEU:HD22	1:B:196:LYS:H	8	0.37
(1,2350)	1:B:195:LEU:HD23	1:B:196:LYS:H	8	0.37
(1,2346)	1:B:195:LEU:H	1:B:195:LEU:HG	4	0.37

*Continued on next page...*

*Continued from previous page...*

Key	Atom-1	Atom-2	Model ID	Violation (Å)
(1,2316)	1:B:188:LEU:HD11	1:B:202:SER:HB2	5	0.37
(1,2316)	1:B:188:LEU:HD11	1:B:202:SER:HB3	5	0.37
(1,2316)	1:B:188:LEU:HD12	1:B:202:SER:HB2	5	0.37
(1,2316)	1:B:188:LEU:HD12	1:B:202:SER:HB3	5	0.37
(1,2316)	1:B:188:LEU:HD13	1:B:202:SER:HB2	5	0.37
(1,2316)	1:B:188:LEU:HD13	1:B:202:SER:HB3	5	0.37
(1,2276)	1:B:185:THR:H	1:B:184:LEU:HB2	6	0.37
(1,2198)	1:B:176:ALA:HB1	1:B:176:ALA:H	8	0.37
(1,2198)	1:B:176:ALA:HB2	1:B:176:ALA:H	8	0.37
(1,2198)	1:B:176:ALA:HB3	1:B:176:ALA:H	8	0.37
(1,2197)	1:B:175:THR:HG21	1:B:212:TRP:HE1	6	0.37
(1,2197)	1:B:175:THR:HG22	1:B:212:TRP:HE1	6	0.37
(1,2197)	1:B:175:THR:HG23	1:B:212:TRP:HE1	6	0.37
(1,2194)	1:B:175:THR:H	1:B:175:THR:HG1	1	0.37
(1,2165)	1:B:168:ALA:HB1	1:B:211:VAL:HG21	2	0.37
(1,2165)	1:B:168:ALA:HB1	1:B:211:VAL:HG22	2	0.37
(1,2165)	1:B:168:ALA:HB1	1:B:211:VAL:HG23	2	0.37
(1,2165)	1:B:168:ALA:HB2	1:B:211:VAL:HG21	2	0.37
(1,2165)	1:B:168:ALA:HB2	1:B:211:VAL:HG22	2	0.37
(1,2165)	1:B:168:ALA:HB2	1:B:211:VAL:HG23	2	0.37
(1,2165)	1:B:168:ALA:HB3	1:B:211:VAL:HG21	2	0.37
(1,2165)	1:B:168:ALA:HB3	1:B:211:VAL:HG22	2	0.37
(1,2165)	1:B:168:ALA:HB3	1:B:211:VAL:HG23	2	0.37
(1,2165)	1:B:168:ALA:HB1	1:B:211:VAL:HG21	7	0.37
(1,2165)	1:B:168:ALA:HB1	1:B:211:VAL:HG22	7	0.37
(1,2165)	1:B:168:ALA:HB1	1:B:211:VAL:HG23	7	0.37
(1,2165)	1:B:168:ALA:HB2	1:B:211:VAL:HG21	7	0.37
(1,2165)	1:B:168:ALA:HB2	1:B:211:VAL:HG22	7	0.37
(1,2165)	1:B:168:ALA:HB2	1:B:211:VAL:HG23	7	0.37
(1,2165)	1:B:168:ALA:HB3	1:B:211:VAL:HG21	7	0.37
(1,2165)	1:B:168:ALA:HB3	1:B:211:VAL:HG22	7	0.37
(1,2165)	1:B:168:ALA:HB3	1:B:211:VAL:HG23	7	0.37
(1,2085)	1:B:157:LEU:HD11	1:B:204:MET:HG2	9	0.37
(1,2085)	1:B:157:LEU:HD11	1:B:204:MET:HG3	9	0.37
(1,2085)	1:B:157:LEU:HD12	1:B:204:MET:HG2	9	0.37
(1,2085)	1:B:157:LEU:HD12	1:B:204:MET:HG3	9	0.37
(1,2085)	1:B:157:LEU:HD13	1:B:204:MET:HG2	9	0.37
(1,2085)	1:B:157:LEU:HD13	1:B:204:MET:HG3	9	0.37
(1,2085)	1:B:157:LEU:HD21	1:B:204:MET:HG2	9	0.37
(1,2085)	1:B:157:LEU:HD21	1:B:204:MET:HG3	9	0.37
(1,2085)	1:B:157:LEU:HD22	1:B:204:MET:HG2	9	0.37
(1,2085)	1:B:157:LEU:HD22	1:B:204:MET:HG3	9	0.37

*Continued on next page...*



*Continued from previous page...*

Key	Atom-1	Atom-2	Model ID	Violation (Å)
(1,2085)	1:B:157:LEU:HD23	1:B:204:MET:HG2	9	0.37
(1,2085)	1:B:157:LEU:HD23	1:B:204:MET:HG3	9	0.37
(1,2084)	1:B:157:LEU:HD11	1:B:204:MET:HB2	14	0.37
(1,2084)	1:B:157:LEU:HD11	1:B:204:MET:HB3	14	0.37
(1,2084)	1:B:157:LEU:HD12	1:B:204:MET:HB2	14	0.37
(1,2084)	1:B:157:LEU:HD12	1:B:204:MET:HB3	14	0.37
(1,2084)	1:B:157:LEU:HD13	1:B:204:MET:HB2	14	0.37
(1,2084)	1:B:157:LEU:HD13	1:B:204:MET:HB3	14	0.37
(1,2084)	1:B:157:LEU:HD21	1:B:204:MET:HB2	14	0.37
(1,2084)	1:B:157:LEU:HD21	1:B:204:MET:HB3	14	0.37
(1,2084)	1:B:157:LEU:HD22	1:B:204:MET:HB2	14	0.37
(1,2084)	1:B:157:LEU:HD22	1:B:204:MET:HB3	14	0.37
(1,2084)	1:B:157:LEU:HD23	1:B:204:MET:HB2	14	0.37
(1,2084)	1:B:157:LEU:HD23	1:B:204:MET:HB3	14	0.37
(1,2082)	1:B:157:LEU:HD11	1:B:203:ALA:HB1	8	0.37
(1,2082)	1:B:157:LEU:HD11	1:B:203:ALA:HB2	8	0.37
(1,2082)	1:B:157:LEU:HD11	1:B:203:ALA:HB3	8	0.37
(1,2082)	1:B:157:LEU:HD12	1:B:203:ALA:HB1	8	0.37
(1,2082)	1:B:157:LEU:HD12	1:B:203:ALA:HB2	8	0.37
(1,2082)	1:B:157:LEU:HD12	1:B:203:ALA:HB3	8	0.37
(1,2082)	1:B:157:LEU:HD13	1:B:203:ALA:HB1	8	0.37
(1,2082)	1:B:157:LEU:HD13	1:B:203:ALA:HB2	8	0.37
(1,2082)	1:B:157:LEU:HD13	1:B:203:ALA:HB3	8	0.37
(1,2082)	1:B:157:LEU:HD21	1:B:203:ALA:HB1	8	0.37
(1,2082)	1:B:157:LEU:HD21	1:B:203:ALA:HB2	8	0.37
(1,2082)	1:B:157:LEU:HD21	1:B:203:ALA:HB3	8	0.37
(1,2082)	1:B:157:LEU:HD22	1:B:203:ALA:HB1	8	0.37
(1,2082)	1:B:157:LEU:HD22	1:B:203:ALA:HB2	8	0.37
(1,2082)	1:B:157:LEU:HD22	1:B:203:ALA:HB3	8	0.37
(1,2082)	1:B:157:LEU:HD23	1:B:203:ALA:HB1	8	0.37
(1,2082)	1:B:157:LEU:HD23	1:B:203:ALA:HB2	8	0.37
(1,2082)	1:B:157:LEU:HD23	1:B:203:ALA:HB3	8	0.37
(1,2071)	1:B:156:ALA:HB1	1:B:118:MET:HB2	10	0.37
(1,2071)	1:B:156:ALA:HB1	1:B:118:MET:HB3	10	0.37
(1,2071)	1:B:156:ALA:HB2	1:B:118:MET:HB2	10	0.37
(1,2071)	1:B:156:ALA:HB2	1:B:118:MET:HB3	10	0.37
(1,2071)	1:B:156:ALA:HB3	1:B:118:MET:HB2	10	0.37
(1,2071)	1:B:156:ALA:HB3	1:B:118:MET:HB3	10	0.37
(1,2041)	1:B:153:GLY:HA2	1:B:154:ILE:H	5	0.37
(1,2041)	1:B:153:GLY:HA3	1:B:154:ILE:H	5	0.37
(1,2031)	1:B:152:ALA:H	1:B:152:ALA:HB1	8	0.37
(1,2031)	1:B:152:ALA:H	1:B:152:ALA:HB2	8	0.37

*Continued on next page...*

*Continued from previous page...*

Key	Atom-1	Atom-2	Model ID	Violation (Å)
(1,2031)	1:B:152:ALA:H	1:B:152:ALA:HB3	8	0.37
(1,200)	1:A:40:ASN:H	1:A:39:PRO:HG2	2	0.37
(1,1945)	1:B:132:LEU:H	1:B:132:LEU:HD11	8	0.37
(1,1945)	1:B:132:LEU:H	1:B:132:LEU:HD12	8	0.37
(1,1945)	1:B:132:LEU:H	1:B:132:LEU:HD13	8	0.37
(1,1940)	1:B:130:GLY:HA2	1:B:131:LYS:H	9	0.37
(1,1920)	1:B:121:LEU:HD11	1:B:152:ALA:HB1	1	0.37
(1,1920)	1:B:121:LEU:HD11	1:B:152:ALA:HB2	1	0.37
(1,1920)	1:B:121:LEU:HD11	1:B:152:ALA:HB3	1	0.37
(1,1920)	1:B:121:LEU:HD12	1:B:152:ALA:HB1	1	0.37
(1,1920)	1:B:121:LEU:HD12	1:B:152:ALA:HB2	1	0.37
(1,1920)	1:B:121:LEU:HD12	1:B:152:ALA:HB3	1	0.37
(1,1920)	1:B:121:LEU:HD13	1:B:152:ALA:HB1	1	0.37
(1,1920)	1:B:121:LEU:HD13	1:B:152:ALA:HB2	1	0.37
(1,1920)	1:B:121:LEU:HD13	1:B:152:ALA:HB3	1	0.37
(1,1909)	1:B:120:GLY:H	1:B:121:LEU:H	13	0.37
(1,1901)	1:B:119:GLN:H	1:B:119:GLN:HB2	12	0.37
(1,1875)	1:B:117:MET:H	1:B:116:GLY:H	3	0.37
(1,1856)	1:B:114:PHE:HB2	1:B:115:SER:H	10	0.37
(1,1729)	1:B:87:LEU:H	1:B:87:LEU:HD11	7	0.37
(1,1729)	1:B:87:LEU:H	1:B:87:LEU:HD12	7	0.37
(1,1729)	1:B:87:LEU:H	1:B:87:LEU:HD13	7	0.37
(1,1728)	1:B:87:LEU:H	1:B:87:LEU:HB2	15	0.37
(1,167)	1:A:35:LEU:HB2	1:A:35:LEU:H	10	0.37
(1,1654)	1:B:75:GLU:H	1:B:76:GLU:H	13	0.37
(1,162)	1:A:34:SER:H	1:A:34:SER:HB2	8	0.37
(1,1613)	1:B:70:TYR:H	1:B:71:LEU:H	2	0.37
(1,1613)	1:B:70:TYR:H	1:B:71:LEU:H	15	0.37
(1,1599)	1:B:68:VAL:H	1:B:69:GLU:H	11	0.37
(1,1592)	1:B:67:GLY:HA2	1:B:68:VAL:H	11	0.37
(1,1592)	1:B:67:GLY:HA3	1:B:68:VAL:H	11	0.37
(1,1381)	1:B:32:LYS:H	1:B:31:LEU:H	2	0.37
(1,1375)	1:B:31:LEU:H	1:B:31:LEU:HG	3	0.37
(1,1375)	1:B:31:LEU:H	1:B:31:LEU:HG	4	0.37
(1,1375)	1:B:31:LEU:H	1:B:31:LEU:HG	13	0.37
(1,1361)	1:B:28:GLU:HG2	1:B:29:LEU:H	15	0.37
(1,1358)	1:B:28:GLU:H	1:B:28:GLU:HB2	6	0.37
(1,1351)	1:B:27:LYS:H	1:B:26:PRO:HG2	3	0.37
(1,1342)	1:B:24:THR:H	1:B:24:THR:HG21	2	0.37
(1,1342)	1:B:24:THR:H	1:B:24:THR:HG22	2	0.37
(1,1342)	1:B:24:THR:H	1:B:24:THR:HG23	2	0.37
(1,1326)	1:B:20:GLY:HA2	1:B:21:GLN:H	15	0.37

*Continued on next page...*

*Continued from previous page...*

Key	Atom-1	Atom-2	Model ID	Violation (Å)
(1,1317)	1:B:17:ALA:H	1:B:17:ALA:HB1	5	0.37
(1,1317)	1:B:17:ALA:H	1:B:17:ALA:HB2	5	0.37
(1,1317)	1:B:17:ALA:H	1:B:17:ALA:HB3	5	0.37
(1,131)	1:A:31:LEU:H	1:A:31:LEU:HG	4	0.37
(1,131)	1:A:31:LEU:H	1:A:31:LEU:HG	8	0.37
(1,1279)	1:B:11:THR:H	1:B:11:THR:HB	6	0.37
(1,1236)	1:A:218:ARG:H	1:A:218:ARG:HB2	3	0.37
(1,1197)	1:A:209:CYS:H	1:A:209:CYS:HB3	3	0.37
(1,1164)	1:A:204:MET:HE1	1:A:160:ASN:HD21	4	0.37
(1,1164)	1:A:204:MET:HE1	1:A:160:ASN:HD22	4	0.37
(1,1164)	1:A:204:MET:HE2	1:A:160:ASN:HD21	4	0.37
(1,1164)	1:A:204:MET:HE2	1:A:160:ASN:HD22	4	0.37
(1,1164)	1:A:204:MET:HE3	1:A:160:ASN:HD21	4	0.37
(1,1164)	1:A:204:MET:HE3	1:A:160:ASN:HD22	4	0.37
(1,1128)	1:A:199:GLY:HA2	1:A:200:TYR:H	12	0.37
(1,1128)	1:A:199:GLY:HA3	1:A:200:TYR:H	12	0.37
(1,1121)	1:A:198:MET:HE1	1:A:190:LYS:HD2	4	0.37
(1,1121)	1:A:198:MET:HE1	1:A:190:LYS:HD3	4	0.37
(1,1121)	1:A:198:MET:HE2	1:A:190:LYS:HD2	4	0.37
(1,1121)	1:A:198:MET:HE2	1:A:190:LYS:HD3	4	0.37
(1,1121)	1:A:198:MET:HE3	1:A:190:LYS:HD2	4	0.37
(1,1121)	1:A:198:MET:HE3	1:A:190:LYS:HD3	4	0.37
(1,111)	1:A:27:LYS:H	1:A:27:LYS:HE2	12	0.37
(1,1100)	1:A:194:GLY:H	1:A:194:GLY:HA3	12	0.37
(1,1100)	1:A:194:GLY:H	1:A:194:GLY:HA3	13	0.37
(1,1084)	1:A:190:LYS:H	1:A:190:LYS:HG2	2	0.37
(1,107)	1:A:27:LYS:H	1:A:26:PRO:HG2	7	0.37
(1,1021)	1:A:184:LEU:H	1:A:184:LEU:HG	15	0.37
(1,1010)	1:A:183:ALA:H	1:A:183:ALA:HB1	5	0.37
(1,1010)	1:A:183:ALA:H	1:A:183:ALA:HB2	5	0.37
(1,1010)	1:A:183:ALA:H	1:A:183:ALA:HB3	5	0.37
(1,995)	1:A:181:ALA:HB1	1:A:181:ALA:H	4	0.36
(1,995)	1:A:181:ALA:HB2	1:A:181:ALA:H	4	0.36
(1,995)	1:A:181:ALA:HB3	1:A:181:ALA:H	4	0.36
(1,934)	1:A:170:ARG:HB3	1:A:171:GLY:H	12	0.36
(1,926)	1:A:169:LEU:H	1:A:169:LEU:HD11	5	0.36
(1,926)	1:A:169:LEU:H	1:A:169:LEU:HD12	5	0.36
(1,926)	1:A:169:LEU:H	1:A:169:LEU:HD13	5	0.36
(1,921)	1:A:168:ALA:HB1	1:A:211:VAL:HG21	7	0.36
(1,921)	1:A:168:ALA:HB1	1:A:211:VAL:HG22	7	0.36
(1,921)	1:A:168:ALA:HB1	1:A:211:VAL:HG23	7	0.36
(1,921)	1:A:168:ALA:HB2	1:A:211:VAL:HG21	7	0.36

*Continued on next page...*

*Continued from previous page...*

Key	Atom-1	Atom-2	Model ID	Violation (Å)
(1,921)	1:A:168:ALA:HB2	1:A:211:VAL:HG22	7	0.36
(1,921)	1:A:168:ALA:HB2	1:A:211:VAL:HG23	7	0.36
(1,921)	1:A:168:ALA:HB3	1:A:211:VAL:HG21	7	0.36
(1,921)	1:A:168:ALA:HB3	1:A:211:VAL:HG22	7	0.36
(1,921)	1:A:168:ALA:HB3	1:A:211:VAL:HG23	7	0.36
(1,92)	1:A:22:ASP:H	1:A:23:THR:H	11	0.36
(1,875)	1:A:161:ILE:HD11	1:A:204:MET:HE1	4	0.36
(1,875)	1:A:161:ILE:HD11	1:A:204:MET:HE2	4	0.36
(1,875)	1:A:161:ILE:HD11	1:A:204:MET:HE3	4	0.36
(1,875)	1:A:161:ILE:HD12	1:A:204:MET:HE1	4	0.36
(1,875)	1:A:161:ILE:HD12	1:A:204:MET:HE2	4	0.36
(1,875)	1:A:161:ILE:HD12	1:A:204:MET:HE3	4	0.36
(1,875)	1:A:161:ILE:HD13	1:A:204:MET:HE1	4	0.36
(1,875)	1:A:161:ILE:HD13	1:A:204:MET:HE2	4	0.36
(1,875)	1:A:161:ILE:HD13	1:A:204:MET:HE3	4	0.36
(1,838)	1:A:157:LEU:HD11	1:A:203:ALA:HB1	7	0.36
(1,838)	1:A:157:LEU:HD11	1:A:203:ALA:HB2	7	0.36
(1,838)	1:A:157:LEU:HD11	1:A:203:ALA:HB3	7	0.36
(1,838)	1:A:157:LEU:HD12	1:A:203:ALA:HB1	7	0.36
(1,838)	1:A:157:LEU:HD12	1:A:203:ALA:HB2	7	0.36
(1,838)	1:A:157:LEU:HD12	1:A:203:ALA:HB3	7	0.36
(1,838)	1:A:157:LEU:HD13	1:A:203:ALA:HB1	7	0.36
(1,838)	1:A:157:LEU:HD13	1:A:203:ALA:HB2	7	0.36
(1,838)	1:A:157:LEU:HD13	1:A:203:ALA:HB3	7	0.36
(1,838)	1:A:157:LEU:HD21	1:A:203:ALA:HB1	7	0.36
(1,838)	1:A:157:LEU:HD21	1:A:203:ALA:HB2	7	0.36
(1,838)	1:A:157:LEU:HD21	1:A:203:ALA:HB3	7	0.36
(1,838)	1:A:157:LEU:HD22	1:A:203:ALA:HB1	7	0.36
(1,838)	1:A:157:LEU:HD22	1:A:203:ALA:HB2	7	0.36
(1,838)	1:A:157:LEU:HD22	1:A:203:ALA:HB3	7	0.36
(1,838)	1:A:157:LEU:HD23	1:A:203:ALA:HB1	7	0.36
(1,838)	1:A:157:LEU:HD23	1:A:203:ALA:HB2	7	0.36
(1,838)	1:A:157:LEU:HD23	1:A:203:ALA:HB3	7	0.36
(1,838)	1:A:157:LEU:HD11	1:A:203:ALA:HB1	10	0.36
(1,838)	1:A:157:LEU:HD11	1:A:203:ALA:HB2	10	0.36
(1,838)	1:A:157:LEU:HD11	1:A:203:ALA:HB3	10	0.36
(1,838)	1:A:157:LEU:HD12	1:A:203:ALA:HB1	10	0.36
(1,838)	1:A:157:LEU:HD12	1:A:203:ALA:HB2	10	0.36
(1,838)	1:A:157:LEU:HD12	1:A:203:ALA:HB3	10	0.36
(1,838)	1:A:157:LEU:HD13	1:A:203:ALA:HB1	10	0.36
(1,838)	1:A:157:LEU:HD13	1:A:203:ALA:HB2	10	0.36
(1,838)	1:A:157:LEU:HD13	1:A:203:ALA:HB3	10	0.36

*Continued on next page...*

*Continued from previous page...*

Key	Atom-1	Atom-2	Model ID	Violation (Å)
(1,838)	1:A:157:LEU:HD21	1:A:203:ALA:HB1	10	0.36
(1,838)	1:A:157:LEU:HD21	1:A:203:ALA:HB2	10	0.36
(1,838)	1:A:157:LEU:HD21	1:A:203:ALA:HB3	10	0.36
(1,838)	1:A:157:LEU:HD22	1:A:203:ALA:HB1	10	0.36
(1,838)	1:A:157:LEU:HD22	1:A:203:ALA:HB2	10	0.36
(1,838)	1:A:157:LEU:HD22	1:A:203:ALA:HB3	10	0.36
(1,838)	1:A:157:LEU:HD23	1:A:203:ALA:HB1	10	0.36
(1,838)	1:A:157:LEU:HD23	1:A:203:ALA:HB2	10	0.36
(1,838)	1:A:157:LEU:HD23	1:A:203:ALA:HB3	10	0.36
(1,832)	1:A:157:LEU:H	1:A:157:LEU:HB2	12	0.36
(1,771)	1:A:149:GLY:H	1:A:149:GLY:HA2	8	0.36
(1,732)	1:A:136:THR:H	1:A:136:THR:HB	2	0.36
(1,73)	1:A:17:ALA:H	1:A:17:ALA:HB1	13	0.36
(1,73)	1:A:17:ALA:H	1:A:17:ALA:HB2	13	0.36
(1,73)	1:A:17:ALA:H	1:A:17:ALA:HB3	13	0.36
(1,676)	1:A:121:LEU:HD11	1:A:152:ALA:HB1	8	0.36
(1,676)	1:A:121:LEU:HD11	1:A:152:ALA:HB2	8	0.36
(1,676)	1:A:121:LEU:HD11	1:A:152:ALA:HB3	8	0.36
(1,676)	1:A:121:LEU:HD12	1:A:152:ALA:HB1	8	0.36
(1,676)	1:A:121:LEU:HD12	1:A:152:ALA:HB2	8	0.36
(1,676)	1:A:121:LEU:HD12	1:A:152:ALA:HB3	8	0.36
(1,676)	1:A:121:LEU:HD13	1:A:152:ALA:HB1	8	0.36
(1,676)	1:A:121:LEU:HD13	1:A:152:ALA:HB2	8	0.36
(1,676)	1:A:121:LEU:HD13	1:A:152:ALA:HB3	8	0.36
(1,665)	1:A:120:GLY:H	1:A:121:LEU:H	1	0.36
(1,665)	1:A:120:GLY:H	1:A:121:LEU:H	8	0.36
(1,665)	1:A:120:GLY:H	1:A:121:LEU:H	9	0.36
(1,66)	1:A:15:ASN:HB3	1:A:16:ALA:H	5	0.36
(1,655)	1:A:119:GLN:H	1:A:119:GLN:HG2	13	0.36
(1,633)	1:A:117:MET:H	1:A:117:MET:HG2	6	0.36
(1,565)	1:A:107:LEU:HD11	1:A:166:ILE:HB	3	0.36
(1,565)	1:A:107:LEU:HD12	1:A:166:ILE:HB	3	0.36
(1,565)	1:A:107:LEU:HD13	1:A:166:ILE:HB	3	0.36
(1,37)	1:A:11:THR:H	1:A:12:ASP:H	8	0.36
(1,355)	1:A:68:VAL:H	1:A:69:GLU:H	4	0.36
(1,355)	1:A:68:VAL:H	1:A:69:GLU:H	8	0.36
(1,316)	1:A:63:GLY:H	1:A:62:ALA:HB1	8	0.36
(1,316)	1:A:63:GLY:H	1:A:62:ALA:HB2	8	0.36
(1,316)	1:A:63:GLY:H	1:A:62:ALA:HB3	8	0.36
(1,299)	1:A:57:ARG:H	1:A:57:ARG:HG3	3	0.36
(1,2589)	2:C:25:LEU:H	1:A:66:LYS:HG2	9	0.36
(1,2589)	2:C:25:LEU:H	1:A:66:LYS:HG3	9	0.36

*Continued on next page...*

*Continued from previous page...*

Key	Atom-1	Atom-2	Model ID	Violation (Å)
(1,2589)	2:C:25:LEU:H	1:B:66:LYS:HG2	9	0.36
(1,2589)	2:C:25:LEU:H	1:B:66:LYS:HG3	9	0.36
(1,250)	1:A:46:SER:HA	1:A:47:GLY:H	10	0.36
(1,2458)	1:B:211:VAL:HG21	1:B:170:ARG:HD2	1	0.36
(1,2458)	1:B:211:VAL:HG21	1:B:170:ARG:HD3	1	0.36
(1,2458)	1:B:211:VAL:HG22	1:B:170:ARG:HD2	1	0.36
(1,2458)	1:B:211:VAL:HG22	1:B:170:ARG:HD3	1	0.36
(1,2458)	1:B:211:VAL:HG23	1:B:170:ARG:HD2	1	0.36
(1,2458)	1:B:211:VAL:HG23	1:B:170:ARG:HD3	1	0.36
(1,2372)	1:B:199:GLY:HA2	1:B:200:TYR:H	4	0.36
(1,2372)	1:B:199:GLY:HA3	1:B:200:TYR:H	4	0.36
(1,2372)	1:B:199:GLY:HA2	1:B:200:TYR:H	5	0.36
(1,2372)	1:B:199:GLY:HA3	1:B:200:TYR:H	5	0.36
(1,2372)	1:B:199:GLY:HA2	1:B:200:TYR:H	11	0.36
(1,2372)	1:B:199:GLY:HA3	1:B:200:TYR:H	11	0.36
(1,2363)	1:B:198:MET:HE1	1:B:199:GLY:H	14	0.36
(1,2363)	1:B:198:MET:HE2	1:B:199:GLY:H	14	0.36
(1,2363)	1:B:198:MET:HE3	1:B:199:GLY:H	14	0.36
(1,2334)	1:B:191:SER:H	1:B:191:SER:HB2	3	0.36
(1,2329)	1:B:190:LYS:H	1:B:190:LYS:HD2	11	0.36
(1,2299)	1:B:187:ALA:HB1	1:B:198:MET:HG2	8	0.36
(1,2299)	1:B:187:ALA:HB1	1:B:198:MET:HG3	8	0.36
(1,2299)	1:B:187:ALA:HB2	1:B:198:MET:HG2	8	0.36
(1,2299)	1:B:187:ALA:HB2	1:B:198:MET:HG3	8	0.36
(1,2299)	1:B:187:ALA:HB3	1:B:198:MET:HG2	8	0.36
(1,2299)	1:B:187:ALA:HB3	1:B:198:MET:HG3	8	0.36
(1,2239)	1:B:181:ALA:HB1	1:B:181:ALA:H	15	0.36
(1,2239)	1:B:181:ALA:HB2	1:B:181:ALA:H	15	0.36
(1,2239)	1:B:181:ALA:HB3	1:B:181:ALA:H	15	0.36
(1,2172)	1:B:169:LEU:H	1:B:169:LEU:HG	8	0.36
(1,2041)	1:B:153:GLY:HA2	1:B:154:ILE:H	3	0.36
(1,2041)	1:B:153:GLY:HA3	1:B:154:ILE:H	3	0.36
(1,2031)	1:B:152:ALA:H	1:B:152:ALA:HB1	13	0.36
(1,2031)	1:B:152:ALA:H	1:B:152:ALA:HB2	13	0.36
(1,2031)	1:B:152:ALA:H	1:B:152:ALA:HB3	13	0.36
(1,1921)	1:B:121:LEU:HD11	1:B:155:LEU:HD11	11	0.36
(1,1921)	1:B:121:LEU:HD11	1:B:155:LEU:HD12	11	0.36
(1,1921)	1:B:121:LEU:HD11	1:B:155:LEU:HD13	11	0.36
(1,1921)	1:B:121:LEU:HD12	1:B:155:LEU:HD11	11	0.36
(1,1921)	1:B:121:LEU:HD12	1:B:155:LEU:HD12	11	0.36
(1,1921)	1:B:121:LEU:HD12	1:B:155:LEU:HD13	11	0.36
(1,1921)	1:B:121:LEU:HD13	1:B:155:LEU:HD11	11	0.36

*Continued on next page...*



*Continued from previous page...*

Key	Atom-1	Atom-2	Model ID	Violation (Å)
(1,1921)	1:B:121:LEU:HD13	1:B:155:LEU:HD12	11	0.36
(1,1921)	1:B:121:LEU:HD13	1:B:155:LEU:HD13	11	0.36
(1,1909)	1:B:120:GLY:H	1:B:121:LEU:H	5	0.36
(1,1875)	1:B:117:MET:H	1:B:116:GLY:H	8	0.36
(1,1874)	1:B:117:MET:HE1	1:B:116:GLY:H	5	0.36
(1,1874)	1:B:117:MET:HE2	1:B:116:GLY:H	5	0.36
(1,1874)	1:B:117:MET:HE3	1:B:116:GLY:H	5	0.36
(1,1867)	1:B:116:GLY:HA2	1:B:117:MET:H	6	0.36
(1,1867)	1:B:116:GLY:HA3	1:B:117:MET:H	6	0.36
(1,1761)	1:B:96:ASP:H	1:B:97:LEU:HD11	2	0.36
(1,1761)	1:B:96:ASP:H	1:B:97:LEU:HD12	2	0.36
(1,1761)	1:B:96:ASP:H	1:B:97:LEU:HD13	2	0.36
(1,1761)	1:B:96:ASP:H	1:B:97:LEU:HD11	5	0.36
(1,1761)	1:B:96:ASP:H	1:B:97:LEU:HD12	5	0.36
(1,1761)	1:B:96:ASP:H	1:B:97:LEU:HD13	5	0.36
(1,1700)	1:B:80:SER:H	1:B:79:SER:HB2	5	0.36
(1,1698)	1:B:80:SER:H	1:B:78:LEU:HB2	9	0.36
(1,1660)	1:B:75:GLU:H	1:B:74:GLU:H	8	0.36
(1,1613)	1:B:70:TYR:H	1:B:71:LEU:H	8	0.36
(1,1604)	1:B:69:GLU:H	1:B:70:TYR:H	3	0.36
(1,1599)	1:B:68:VAL:H	1:B:69:GLU:H	3	0.36
(1,1599)	1:B:68:VAL:H	1:B:69:GLU:H	9	0.36
(1,1597)	1:B:67:GLY:H	1:B:66:LYS:HD2	10	0.36
(1,1592)	1:B:67:GLY:HA2	1:B:68:VAL:H	12	0.36
(1,1592)	1:B:67:GLY:HA3	1:B:68:VAL:H	12	0.36
(1,1580)	1:B:66:LYS:H	1:B:67:GLY:H	3	0.36
(1,1580)	1:B:66:LYS:H	1:B:67:GLY:H	14	0.36
(1,1571)	1:B:65:ASP:H	1:B:66:LYS:H	13	0.36
(1,1563)	1:B:64:LEU:H	1:B:65:ASP:H	1	0.36
(1,1552)	1:B:58:LEU:HG	1:B:59:HIS:H	6	0.36
(1,1523)	1:B:53:VAL:HG11	1:B:56:ALA:H	14	0.36
(1,1523)	1:B:53:VAL:HG12	1:B:56:ALA:H	14	0.36
(1,1523)	1:B:53:VAL:HG13	1:B:56:ALA:H	14	0.36
(1,1504)	1:B:50:GLY:HA2	1:B:51:MET:H	3	0.36
(1,1491)	1:B:45:ILE:HG21	1:B:47:GLY:H	2	0.36
(1,1491)	1:B:45:ILE:HG22	1:B:47:GLY:H	2	0.36
(1,1491)	1:B:45:ILE:HG23	1:B:47:GLY:H	2	0.36
(1,137)	1:A:32:LYS:H	1:A:31:LEU:H	10	0.36
(1,1349)	1:B:27:LYS:H	1:B:26:PRO:HB2	5	0.36
(1,1344)	1:B:24:THR:HB	1:B:25:LYS:H	2	0.36
(1,1332)	1:B:21:GLN:HA	1:B:22:ASP:H	8	0.36
(1,1318)	1:B:18:VAL:H	1:B:17:ALA:HA	4	0.36

*Continued on next page...*

*Continued from previous page...*

Key	Atom-1	Atom-2	Model ID	Violation (Å)
(1,131)	1:A:31:LEU:H	1:A:31:LEU:HG	14	0.36
(1,1254)	1:B:6:GLY:H	1:B:5:PHE:HB3	4	0.36
(1,1247)	1:B:5:PHE:H	1:B:4:LEU:H	14	0.36
(1,1245)	1:B:4:LEU:HD11	1:B:4:LEU:H	5	0.36
(1,1245)	1:B:4:LEU:HD12	1:B:4:LEU:H	5	0.36
(1,1245)	1:B:4:LEU:HD13	1:B:4:LEU:H	5	0.36
(1,1245)	1:B:4:LEU:HD11	1:B:4:LEU:H	8	0.36
(1,1245)	1:B:4:LEU:HD12	1:B:4:LEU:H	8	0.36
(1,1245)	1:B:4:LEU:HD13	1:B:4:LEU:H	8	0.36
(1,124)	1:A:29:LEU:HB2	1:A:30:SER:H	9	0.36
(1,1128)	1:A:199:GLY:HA2	1:A:200:TYR:H	1	0.36
(1,1128)	1:A:199:GLY:HA3	1:A:200:TYR:H	1	0.36
(1,1119)	1:A:198:MET:HE1	1:A:199:GLY:H	14	0.36
(1,1119)	1:A:198:MET:HE2	1:A:199:GLY:H	14	0.36
(1,1119)	1:A:198:MET:HE3	1:A:199:GLY:H	14	0.36
(1,1119)	1:A:198:MET:HE1	1:A:199:GLY:H	15	0.36
(1,1119)	1:A:198:MET:HE2	1:A:199:GLY:H	15	0.36
(1,1119)	1:A:198:MET:HE3	1:A:199:GLY:H	15	0.36
(1,1102)	1:A:195:LEU:H	1:A:195:LEU:HG	8	0.36
(1,1084)	1:A:190:LYS:H	1:A:190:LYS:HG2	14	0.36
(1,1055)	1:A:187:ALA:HB1	1:A:198:MET:HG2	1	0.36
(1,1055)	1:A:187:ALA:HB1	1:A:198:MET:HG3	1	0.36
(1,1055)	1:A:187:ALA:HB2	1:A:198:MET:HG2	1	0.36
(1,1055)	1:A:187:ALA:HB2	1:A:198:MET:HG3	1	0.36
(1,1055)	1:A:187:ALA:HB3	1:A:198:MET:HG2	1	0.36
(1,1055)	1:A:187:ALA:HB3	1:A:198:MET:HG3	1	0.36
(1,105)	1:A:27:LYS:H	1:A:26:PRO:HB2	10	0.36
(1,1032)	1:A:185:THR:H	1:A:184:LEU:HB2	4	0.36
(2,56)	1:A:115:SER:H	1:B:153:GLY:H	7	0.35
(2,131)	1:A:165:THR:H	1:B:188:LEU:H	13	0.35
(1,98)	1:A:24:THR:H	1:A:24:THR:HG21	1	0.35
(1,98)	1:A:24:THR:H	1:A:24:THR:HG22	1	0.35
(1,98)	1:A:24:THR:H	1:A:24:THR:HG23	1	0.35
(1,954)	1:A:176:ALA:HB1	1:A:176:ALA:H	5	0.35
(1,954)	1:A:176:ALA:HB2	1:A:176:ALA:H	5	0.35
(1,954)	1:A:176:ALA:HB3	1:A:176:ALA:H	5	0.35
(1,921)	1:A:168:ALA:HB1	1:A:211:VAL:HG21	3	0.35
(1,921)	1:A:168:ALA:HB1	1:A:211:VAL:HG22	3	0.35
(1,921)	1:A:168:ALA:HB1	1:A:211:VAL:HG23	3	0.35
(1,921)	1:A:168:ALA:HB2	1:A:211:VAL:HG21	3	0.35
(1,921)	1:A:168:ALA:HB2	1:A:211:VAL:HG22	3	0.35
(1,921)	1:A:168:ALA:HB2	1:A:211:VAL:HG23	3	0.35

*Continued on next page...*

*Continued from previous page...*

Key	Atom-1	Atom-2	Model ID	Violation (Å)
(1,921)	1:A:168:ALA:HB3	1:A:211:VAL:HG21	3	0.35
(1,921)	1:A:168:ALA:HB3	1:A:211:VAL:HG22	3	0.35
(1,921)	1:A:168:ALA:HB3	1:A:211:VAL:HG23	3	0.35
(1,902)	1:A:165:THR:HA	1:A:169:LEU:H	6	0.35
(1,797)	1:A:153:GLY:HA2	1:A:154:ILE:H	14	0.35
(1,797)	1:A:153:GLY:HA3	1:A:154:ILE:H	14	0.35
(1,787)	1:A:152:ALA:H	1:A:152:ALA:HB1	13	0.35
(1,787)	1:A:152:ALA:H	1:A:152:ALA:HB2	13	0.35
(1,787)	1:A:152:ALA:H	1:A:152:ALA:HB3	13	0.35
(1,75)	1:A:18:VAL:H	1:A:17:ALA:HB1	9	0.35
(1,75)	1:A:18:VAL:H	1:A:17:ALA:HB2	9	0.35
(1,75)	1:A:18:VAL:H	1:A:17:ALA:HB3	9	0.35
(1,685)	1:A:124:ILE:H	1:A:124:ILE:HG12	1	0.35
(1,630)	1:A:117:MET:HE1	1:A:116:GLY:H	15	0.35
(1,630)	1:A:117:MET:HE2	1:A:116:GLY:H	15	0.35
(1,630)	1:A:117:MET:HE3	1:A:116:GLY:H	15	0.35
(1,623)	1:A:116:GLY:HA2	1:A:117:MET:H	5	0.35
(1,623)	1:A:116:GLY:HA3	1:A:117:MET:H	5	0.35
(1,565)	1:A:107:LEU:HD11	1:A:166:ILE:HB	6	0.35
(1,565)	1:A:107:LEU:HD12	1:A:166:ILE:HB	6	0.35
(1,565)	1:A:107:LEU:HD13	1:A:166:ILE:HB	6	0.35
(1,564)	1:A:107:LEU:HD11	1:A:166:ILE:HG12	2	0.35
(1,564)	1:A:107:LEU:HD11	1:A:166:ILE:HG13	2	0.35
(1,564)	1:A:107:LEU:HD12	1:A:166:ILE:HG12	2	0.35
(1,564)	1:A:107:LEU:HD12	1:A:166:ILE:HG13	2	0.35
(1,564)	1:A:107:LEU:HD13	1:A:166:ILE:HG12	2	0.35
(1,564)	1:A:107:LEU:HD13	1:A:166:ILE:HG13	2	0.35
(1,552)	1:A:106:LEU:H	1:A:105:TYR:H	15	0.35
(1,517)	1:A:96:ASP:H	1:A:97:LEU:HD11	2	0.35
(1,517)	1:A:96:ASP:H	1:A:97:LEU:HD12	2	0.35
(1,517)	1:A:96:ASP:H	1:A:97:LEU:HD13	2	0.35
(1,50)	1:A:13:ASP:HB2	1:A:14:ALA:H	7	0.35
(1,474)	1:A:82:GLU:HB2	1:A:83:GLY:H	1	0.35
(1,469)	1:A:81:LEU:H	1:A:82:GLU:H	14	0.35
(1,456)	1:A:80:SER:H	1:A:79:SER:HB2	4	0.35
(1,446)	1:A:79:SER:H	1:A:78:LEU:HB3	1	0.35
(1,446)	1:A:79:SER:H	1:A:78:LEU:HB3	5	0.35
(1,410)	1:A:75:GLU:H	1:A:76:GLU:H	14	0.35
(1,350)	1:A:67:GLY:H	1:A:66:LYS:HB3	8	0.35
(1,345)	1:A:67:GLY:H	1:A:68:VAL:H	2	0.35
(1,33)	1:A:11:THR:H	1:A:10:PRO:HA	6	0.35
(1,319)	1:A:64:LEU:H	1:A:65:ASP:H	3	0.35

*Continued on next page...*

*Continued from previous page...*

Key	Atom-1	Atom-2	Model ID	Violation (Å)
(1,312)	1:A:58:LEU:H	1:A:59:HIS:H	2	0.35
(1,299)	1:A:57:ARG:H	1:A:57:ARG:HG3	13	0.35
(1,297)	1:A:57:ARG:H	1:A:56:ALA:HB1	9	0.35
(1,297)	1:A:57:ARG:H	1:A:56:ALA:HB2	9	0.35
(1,297)	1:A:57:ARG:H	1:A:56:ALA:HB3	9	0.35
(1,288)	1:A:55:THR:H	1:A:55:THR:HB	12	0.35
(1,276)	1:A:53:VAL:HG11	1:A:54:ASP:H	9	0.35
(1,276)	1:A:53:VAL:HG12	1:A:54:ASP:H	9	0.35
(1,276)	1:A:53:VAL:HG13	1:A:54:ASP:H	9	0.35
(1,2581)	1:B:116:GLY:H	1:A:185:THR:HB	11	0.35
(1,2512)	1:A:67:GLY:H	1:B:66:LYS:HB2	11	0.35
(1,2512)	1:A:67:GLY:H	1:B:66:LYS:HB3	11	0.35
(1,2492)	2:C:4:LEU:H	2:C:5:ARG:H	5	0.35
(1,2481)	1:B:219:LEU:H	1:B:219:LEU:HD11	12	0.35
(1,2481)	1:B:219:LEU:H	1:B:219:LEU:HD12	12	0.35
(1,2481)	1:B:219:LEU:H	1:B:219:LEU:HD13	12	0.35
(1,2476)	1:B:217:LYS:H	1:B:217:LYS:HG2	2	0.35
(1,242)	1:A:45:ILE:H	1:A:46:SER:H	11	0.35
(1,2346)	1:B:195:LEU:H	1:B:195:LEU:HG	9	0.35
(1,2346)	1:B:195:LEU:H	1:B:195:LEU:HG	15	0.35
(1,2341)	1:B:193:LYS:H	1:B:193:LYS:HB3	5	0.35
(1,2328)	1:B:190:LYS:H	1:B:190:LYS:HG2	8	0.35
(1,2316)	1:B:188:LEU:HD11	1:B:202:SER:HB2	12	0.35
(1,2316)	1:B:188:LEU:HD11	1:B:202:SER:HB3	12	0.35
(1,2316)	1:B:188:LEU:HD12	1:B:202:SER:HB2	12	0.35
(1,2316)	1:B:188:LEU:HD12	1:B:202:SER:HB3	12	0.35
(1,2316)	1:B:188:LEU:HD13	1:B:202:SER:HB2	12	0.35
(1,2316)	1:B:188:LEU:HD13	1:B:202:SER:HB3	12	0.35
(1,2265)	1:B:184:LEU:H	1:B:184:LEU:HG	14	0.35
(1,2254)	1:B:183:ALA:H	1:B:183:ALA:HB1	4	0.35
(1,2254)	1:B:183:ALA:H	1:B:183:ALA:HB2	4	0.35
(1,2254)	1:B:183:ALA:H	1:B:183:ALA:HB3	4	0.35
(1,2239)	1:B:181:ALA:HB1	1:B:181:ALA:H	5	0.35
(1,2239)	1:B:181:ALA:HB2	1:B:181:ALA:H	5	0.35
(1,2239)	1:B:181:ALA:HB3	1:B:181:ALA:H	5	0.35
(1,2239)	1:B:181:ALA:HB1	1:B:181:ALA:H	10	0.35
(1,2239)	1:B:181:ALA:HB2	1:B:181:ALA:H	10	0.35
(1,2239)	1:B:181:ALA:HB3	1:B:181:ALA:H	10	0.35
(1,2197)	1:B:175:THR:HG21	1:B:212:TRP:HE1	1	0.35
(1,2197)	1:B:175:THR:HG22	1:B:212:TRP:HE1	1	0.35
(1,2197)	1:B:175:THR:HG23	1:B:212:TRP:HE1	1	0.35
(1,2178)	1:B:170:ARG:HB3	1:B:171:GLY:H	1	0.35

*Continued on next page...*

*Continued from previous page...*

Key	Atom-1	Atom-2	Model ID	Violation (Å)
(1,2100)	1:B:159:TYR:HB3	1:B:158:SER:H	3	0.35
(1,2086)	1:B:157:LEU:HD11	1:B:204:MET:HE1	14	0.35
(1,2086)	1:B:157:LEU:HD11	1:B:204:MET:HE2	14	0.35
(1,2086)	1:B:157:LEU:HD11	1:B:204:MET:HE3	14	0.35
(1,2086)	1:B:157:LEU:HD12	1:B:204:MET:HE1	14	0.35
(1,2086)	1:B:157:LEU:HD12	1:B:204:MET:HE2	14	0.35
(1,2086)	1:B:157:LEU:HD12	1:B:204:MET:HE3	14	0.35
(1,2086)	1:B:157:LEU:HD13	1:B:204:MET:HE1	14	0.35
(1,2086)	1:B:157:LEU:HD13	1:B:204:MET:HE2	14	0.35
(1,2086)	1:B:157:LEU:HD13	1:B:204:MET:HE3	14	0.35
(1,2086)	1:B:157:LEU:HD21	1:B:204:MET:HE1	14	0.35
(1,2086)	1:B:157:LEU:HD21	1:B:204:MET:HE2	14	0.35
(1,2086)	1:B:157:LEU:HD21	1:B:204:MET:HE3	14	0.35
(1,2086)	1:B:157:LEU:HD22	1:B:204:MET:HE1	14	0.35
(1,2086)	1:B:157:LEU:HD22	1:B:204:MET:HE2	14	0.35
(1,2086)	1:B:157:LEU:HD22	1:B:204:MET:HE3	14	0.35
(1,2086)	1:B:157:LEU:HD23	1:B:204:MET:HE1	14	0.35
(1,2086)	1:B:157:LEU:HD23	1:B:204:MET:HE2	14	0.35
(1,2086)	1:B:157:LEU:HD23	1:B:204:MET:HE3	14	0.35
(1,2082)	1:B:157:LEU:HD11	1:B:203:ALA:HB1	4	0.35
(1,2082)	1:B:157:LEU:HD11	1:B:203:ALA:HB2	4	0.35
(1,2082)	1:B:157:LEU:HD11	1:B:203:ALA:HB3	4	0.35
(1,2082)	1:B:157:LEU:HD12	1:B:203:ALA:HB1	4	0.35
(1,2082)	1:B:157:LEU:HD12	1:B:203:ALA:HB2	4	0.35
(1,2082)	1:B:157:LEU:HD12	1:B:203:ALA:HB3	4	0.35
(1,2082)	1:B:157:LEU:HD13	1:B:203:ALA:HB1	4	0.35
(1,2082)	1:B:157:LEU:HD13	1:B:203:ALA:HB2	4	0.35
(1,2082)	1:B:157:LEU:HD13	1:B:203:ALA:HB3	4	0.35
(1,2082)	1:B:157:LEU:HD21	1:B:203:ALA:HB1	4	0.35
(1,2082)	1:B:157:LEU:HD21	1:B:203:ALA:HB2	4	0.35
(1,2082)	1:B:157:LEU:HD21	1:B:203:ALA:HB3	4	0.35
(1,2082)	1:B:157:LEU:HD22	1:B:203:ALA:HB1	4	0.35
(1,2082)	1:B:157:LEU:HD22	1:B:203:ALA:HB2	4	0.35
(1,2082)	1:B:157:LEU:HD22	1:B:203:ALA:HB3	4	0.35
(1,2082)	1:B:157:LEU:HD23	1:B:203:ALA:HB1	4	0.35
(1,2082)	1:B:157:LEU:HD23	1:B:203:ALA:HB2	4	0.35
(1,2082)	1:B:157:LEU:HD23	1:B:203:ALA:HB3	4	0.35
(1,2070)	1:B:156:ALA:HB1	1:B:118:MET:HG2	15	0.35
(1,2070)	1:B:156:ALA:HB1	1:B:118:MET:HG3	15	0.35
(1,2070)	1:B:156:ALA:HB2	1:B:118:MET:HG2	15	0.35
(1,2070)	1:B:156:ALA:HB2	1:B:118:MET:HG3	15	0.35
(1,2070)	1:B:156:ALA:HB3	1:B:118:MET:HG2	15	0.35

*Continued on next page...*

*Continued from previous page...*

Key	Atom-1	Atom-2	Model ID	Violation (Å)
(1,2070)	1:B:156:ALA:HB3	1:B:118:MET:HG3	15	0.35
(1,205)	1:A:40:ASN:HB3	1:A:41:ILE:H	1	0.35
(1,2031)	1:B:152:ALA:H	1:B:152:ALA:HB1	3	0.35
(1,2031)	1:B:152:ALA:H	1:B:152:ALA:HB2	3	0.35
(1,2031)	1:B:152:ALA:H	1:B:152:ALA:HB3	3	0.35
(1,2031)	1:B:152:ALA:H	1:B:152:ALA:HB1	5	0.35
(1,2031)	1:B:152:ALA:H	1:B:152:ALA:HB2	5	0.35
(1,2031)	1:B:152:ALA:H	1:B:152:ALA:HB3	5	0.35
(1,2031)	1:B:152:ALA:H	1:B:152:ALA:HB1	9	0.35
(1,2031)	1:B:152:ALA:H	1:B:152:ALA:HB2	9	0.35
(1,2031)	1:B:152:ALA:H	1:B:152:ALA:HB3	9	0.35
(1,2015)	1:B:149:GLY:H	1:B:149:GLY:HA2	2	0.35
(1,1935)	1:B:127:ASN:H	1:B:127:ASN:HB2	3	0.35
(1,1913)	1:B:121:LEU:H	1:B:121:LEU:HB2	8	0.35
(1,1909)	1:B:120:GLY:H	1:B:121:LEU:H	3	0.35
(1,1861)	1:B:115:SER:H	1:B:115:SER:HB2	6	0.35
(1,1796)	1:B:106:LEU:H	1:B:105:TYR:H	8	0.35
(1,1784)	1:B:104:VAL:HG21	1:B:96:ASP:HB2	5	0.35
(1,1784)	1:B:104:VAL:HG21	1:B:96:ASP:HB3	5	0.35
(1,1784)	1:B:104:VAL:HG22	1:B:96:ASP:HB2	5	0.35
(1,1784)	1:B:104:VAL:HG22	1:B:96:ASP:HB3	5	0.35
(1,1784)	1:B:104:VAL:HG23	1:B:96:ASP:HB2	5	0.35
(1,1784)	1:B:104:VAL:HG23	1:B:96:ASP:HB3	5	0.35
(1,1745)	1:B:90:SER:H	1:B:91:ARG:H	6	0.35
(1,172)	1:A:36:GLY:H	1:A:35:LEU:H	14	0.35
(1,1648)	1:B:74:GLU:H	1:B:73:LEU:HB2	13	0.35
(1,162)	1:A:34:SER:H	1:A:34:SER:HB2	11	0.35
(1,1604)	1:B:69:GLU:H	1:B:70:TYR:H	12	0.35
(1,1594)	1:B:67:GLY:H	1:B:66:LYS:HB3	6	0.35
(1,1589)	1:B:67:GLY:H	1:B:68:VAL:H	9	0.35
(1,1580)	1:B:66:LYS:H	1:B:67:GLY:H	2	0.35
(1,1580)	1:B:66:LYS:H	1:B:67:GLY:H	10	0.35
(1,1562)	1:B:63:GLY:H	1:B:64:LEU:H	4	0.35
(1,1560)	1:B:63:GLY:H	1:B:62:ALA:HB1	5	0.35
(1,1560)	1:B:63:GLY:H	1:B:62:ALA:HB2	5	0.35
(1,1560)	1:B:63:GLY:H	1:B:62:ALA:HB3	5	0.35
(1,1551)	1:B:58:LEU:H	1:B:58:LEU:HD11	7	0.35
(1,1551)	1:B:58:LEU:H	1:B:58:LEU:HD12	7	0.35
(1,1551)	1:B:58:LEU:H	1:B:58:LEU:HD13	7	0.35
(1,1514)	1:B:53:VAL:H	1:B:52:HIS:HA	4	0.35
(1,1485)	1:B:45:ILE:H	1:B:45:ILE:HG12	10	0.35
(1,1469)	1:B:42:ASN:H	1:B:42:ASN:HB2	5	0.35

*Continued on next page...*



*Continued from previous page...*

Key	Atom-1	Atom-2	Model ID	Violation (Å)
(1,1444)	1:B:40:ASN:H	1:B:39:PRO:HG2	8	0.35
(1,144)	1:A:32:LYS:H	1:A:33:GLN:H	6	0.35
(1,1397)	1:B:33:GLN:HB2	1:B:34:SER:H	13	0.35
(1,1388)	1:B:32:LYS:H	1:B:33:GLN:H	2	0.35
(1,1388)	1:B:32:LYS:H	1:B:33:GLN:H	13	0.35
(1,1388)	1:B:32:LYS:H	1:B:33:GLN:H	14	0.35
(1,1375)	1:B:31:LEU:H	1:B:31:LEU:HG	10	0.35
(1,1357)	1:B:27:LYS:HD2	1:B:28:GLU:H	11	0.35
(1,1336)	1:B:22:ASP:H	1:B:23:THR:H	5	0.35
(1,131)	1:A:31:LEU:H	1:A:31:LEU:HG	11	0.35
(1,131)	1:A:31:LEU:H	1:A:31:LEU:HG	15	0.35
(1,130)	1:A:31:LEU:H	1:A:30:SER:H	9	0.35
(1,1247)	1:B:5:PHE:H	1:B:4:LEU:H	3	0.35
(1,1128)	1:A:199:GLY:HA2	1:A:200:TYR:H	13	0.35
(1,1128)	1:A:199:GLY:HA3	1:A:200:TYR:H	13	0.35
(1,1121)	1:A:198:MET:HE1	1:A:190:LYS:HD2	14	0.35
(1,1121)	1:A:198:MET:HE1	1:A:190:LYS:HD3	14	0.35
(1,1121)	1:A:198:MET:HE2	1:A:190:LYS:HD2	14	0.35
(1,1121)	1:A:198:MET:HE2	1:A:190:LYS:HD3	14	0.35
(1,1121)	1:A:198:MET:HE3	1:A:190:LYS:HD2	14	0.35
(1,1121)	1:A:198:MET:HE3	1:A:190:LYS:HD3	14	0.35
(1,1109)	1:A:196:LYS:H	1:A:196:LYS:HG2	14	0.35
(1,1104)	1:A:195:LEU:H	1:A:195:LEU:HB2	11	0.35
(1,1102)	1:A:195:LEU:H	1:A:195:LEU:HG	15	0.35
(1,1100)	1:A:194:GLY:H	1:A:194:GLY:HA3	11	0.35
(1,1097)	1:A:193:LYS:H	1:A:193:LYS:HB3	5	0.35
(1,1084)	1:A:190:LYS:H	1:A:190:LYS:HG2	11	0.35
(1,107)	1:A:27:LYS:H	1:A:26:PRO:HG2	5	0.35
(1,1049)	1:A:187:ALA:HB1	1:A:188:LEU:H	13	0.35
(1,1049)	1:A:187:ALA:HB2	1:A:188:LEU:H	13	0.35
(1,1049)	1:A:187:ALA:HB3	1:A:188:LEU:H	13	0.35
(1,1041)	1:A:186:GLY:H	1:A:185:THR:HG1	9	0.35
(1,1021)	1:A:184:LEU:H	1:A:184:LEU:HG	13	0.35
(2,56)	1:A:115:SER:H	1:B:153:GLY:H	1	0.34
(1,995)	1:A:181:ALA:HB1	1:A:181:ALA:H	1	0.34
(1,995)	1:A:181:ALA:HB2	1:A:181:ALA:H	1	0.34
(1,995)	1:A:181:ALA:HB3	1:A:181:ALA:H	1	0.34
(1,953)	1:A:175:THR:HG21	1:A:212:TRP:HE1	2	0.34
(1,953)	1:A:175:THR:HG22	1:A:212:TRP:HE1	2	0.34
(1,953)	1:A:175:THR:HG23	1:A:212:TRP:HE1	2	0.34
(1,911)	1:A:166:ILE:H	1:A:166:ILE:HD11	9	0.34
(1,911)	1:A:166:ILE:H	1:A:166:ILE:HD12	9	0.34

*Continued on next page...*

*Continued from previous page...*

Key	Atom-1	Atom-2	Model ID	Violation (Å)
(1,911)	1:A:166:ILE:H	1:A:166:ILE:HD13	9	0.34
(1,8)	1:A:6:GLY:H	1:A:5:PHE:HB2	8	0.34
(1,731)	1:A:136:THR:H	1:A:136:THR:HG21	10	0.34
(1,731)	1:A:136:THR:H	1:A:136:THR:HG22	10	0.34
(1,731)	1:A:136:THR:H	1:A:136:THR:HG23	10	0.34
(1,696)	1:A:130:GLY:HA2	1:A:131:LYS:H	7	0.34
(1,693)	1:A:128:SER:H	1:A:128:SER:HB2	6	0.34
(1,685)	1:A:124:ILE:H	1:A:124:ILE:HG12	14	0.34
(1,657)	1:A:119:GLN:H	1:A:119:GLN:HB2	1	0.34
(1,623)	1:A:116:GLY:HA2	1:A:117:MET:H	15	0.34
(1,623)	1:A:116:GLY:HA3	1:A:117:MET:H	15	0.34
(1,595)	1:A:111:ILE:HD11	1:A:163:ASN:HD21	5	0.34
(1,595)	1:A:111:ILE:HD11	1:A:163:ASN:HD22	5	0.34
(1,595)	1:A:111:ILE:HD12	1:A:163:ASN:HD21	5	0.34
(1,595)	1:A:111:ILE:HD12	1:A:163:ASN:HD22	5	0.34
(1,595)	1:A:111:ILE:HD13	1:A:163:ASN:HD21	5	0.34
(1,595)	1:A:111:ILE:HD13	1:A:163:ASN:HD22	5	0.34
(1,589)	1:A:111:ILE:H	1:A:111:ILE:HD11	7	0.34
(1,589)	1:A:111:ILE:H	1:A:111:ILE:HD12	7	0.34
(1,589)	1:A:111:ILE:H	1:A:111:ILE:HD13	7	0.34
(1,501)	1:A:90:SER:H	1:A:91:ARG:H	8	0.34
(1,495)	1:A:90:SER:H	1:A:89:PRO:HG2	7	0.34
(1,491)	1:A:88:ILE:H	1:A:88:ILE:HG12	3	0.34
(1,467)	1:A:81:LEU:HG	1:A:82:GLU:H	13	0.34
(1,43)	1:A:12:ASP:H	1:A:12:ASP:HB2	11	0.34
(1,410)	1:A:75:GLU:H	1:A:76:GLU:H	8	0.34
(1,369)	1:A:70:TYR:H	1:A:71:LEU:H	12	0.34
(1,348)	1:A:67:GLY:HA2	1:A:68:VAL:H	2	0.34
(1,348)	1:A:67:GLY:HA3	1:A:68:VAL:H	2	0.34
(1,336)	1:A:66:LYS:H	1:A:67:GLY:H	8	0.34
(1,327)	1:A:65:ASP:H	1:A:66:LYS:H	2	0.34
(1,316)	1:A:63:GLY:H	1:A:62:ALA:HB1	4	0.34
(1,316)	1:A:63:GLY:H	1:A:62:ALA:HB2	4	0.34
(1,316)	1:A:63:GLY:H	1:A:62:ALA:HB3	4	0.34
(1,312)	1:A:58:LEU:H	1:A:59:HIS:H	12	0.34
(1,29)	1:A:9:THR:H	1:A:9:THR:HB	6	0.34
(1,28)	1:A:9:THR:H	1:A:8:LYS:HA	2	0.34
(1,28)	1:A:9:THR:H	1:A:8:LYS:HA	8	0.34
(1,274)	1:A:53:VAL:H	1:A:53:VAL:HB	12	0.34
(1,263)	1:A:51:MET:H	1:A:51:MET:HB2	13	0.34
(1,2596)	2:C:21:SER:H	1:A:68:VAL:HG11	14	0.34
(1,2596)	2:C:21:SER:H	1:A:68:VAL:HG12	14	0.34

*Continued on next page...*

*Continued from previous page...*

Key	Atom-1	Atom-2	Model ID	Violation (Å)
(1,2596)	2:C:21:SER:H	1:A:68:VAL:HG13	14	0.34
(1,2596)	2:C:21:SER:H	1:B:68:VAL:HG11	14	0.34
(1,2596)	2:C:21:SER:H	1:B:68:VAL:HG12	14	0.34
(1,2596)	2:C:21:SER:H	1:B:68:VAL:HG13	14	0.34
(1,2534)	1:A:93:TRP:HE1	1:B:175:THR:HG21	1	0.34
(1,2534)	1:A:93:TRP:HE1	1:B:175:THR:HG22	1	0.34
(1,2534)	1:A:93:TRP:HE1	1:B:175:THR:HG23	1	0.34
(1,246)	1:A:45:ILE:HB	1:A:46:SER:H	3	0.34
(1,2441)	1:B:209:CYS:H	1:B:209:CYS:HB3	4	0.34
(1,2349)	1:B:195:LEU:H	1:B:195:LEU:HD11	4	0.34
(1,2349)	1:B:195:LEU:H	1:B:195:LEU:HD12	4	0.34
(1,2349)	1:B:195:LEU:H	1:B:195:LEU:HD13	4	0.34
(1,2348)	1:B:195:LEU:H	1:B:195:LEU:HB2	3	0.34
(1,2334)	1:B:191:SER:H	1:B:191:SER:HB2	7	0.34
(1,2298)	1:B:187:ALA:HB1	1:B:198:MET:HB2	10	0.34
(1,2298)	1:B:187:ALA:HB1	1:B:198:MET:HB3	10	0.34
(1,2298)	1:B:187:ALA:HB2	1:B:198:MET:HB2	10	0.34
(1,2298)	1:B:187:ALA:HB2	1:B:198:MET:HB3	10	0.34
(1,2298)	1:B:187:ALA:HB3	1:B:198:MET:HB2	10	0.34
(1,2298)	1:B:187:ALA:HB3	1:B:198:MET:HB3	10	0.34
(1,2293)	1:B:187:ALA:HB1	1:B:188:LEU:H	13	0.34
(1,2293)	1:B:187:ALA:HB2	1:B:188:LEU:H	13	0.34
(1,2293)	1:B:187:ALA:HB3	1:B:188:LEU:H	13	0.34
(1,2291)	1:B:187:ALA:H	1:B:187:ALA:HB1	10	0.34
(1,2291)	1:B:187:ALA:H	1:B:187:ALA:HB2	10	0.34
(1,2291)	1:B:187:ALA:H	1:B:187:ALA:HB3	10	0.34
(1,2265)	1:B:184:LEU:H	1:B:184:LEU:HG	12	0.34
(1,2254)	1:B:183:ALA:H	1:B:183:ALA:HB1	7	0.34
(1,2254)	1:B:183:ALA:H	1:B:183:ALA:HB2	7	0.34
(1,2254)	1:B:183:ALA:H	1:B:183:ALA:HB3	7	0.34
(1,2198)	1:B:176:ALA:HB1	1:B:176:ALA:H	11	0.34
(1,2198)	1:B:176:ALA:HB2	1:B:176:ALA:H	11	0.34
(1,2198)	1:B:176:ALA:HB3	1:B:176:ALA:H	11	0.34
(1,2093)	1:B:158:SER:H	1:B:158:SER:HB2	4	0.34
(1,2004)	1:B:144:ARG:H	1:B:144:ARG:HG2	1	0.34
(1,1940)	1:B:130:GLY:HA2	1:B:131:LYS:H	6	0.34
(1,1921)	1:B:121:LEU:HD11	1:B:155:LEU:HD11	9	0.34
(1,1921)	1:B:121:LEU:HD11	1:B:155:LEU:HD12	9	0.34
(1,1921)	1:B:121:LEU:HD11	1:B:155:LEU:HD13	9	0.34
(1,1921)	1:B:121:LEU:HD12	1:B:155:LEU:HD11	9	0.34
(1,1921)	1:B:121:LEU:HD12	1:B:155:LEU:HD12	9	0.34
(1,1921)	1:B:121:LEU:HD12	1:B:155:LEU:HD13	9	0.34

*Continued on next page...*

*Continued from previous page...*

Key	Atom-1	Atom-2	Model ID	Violation (Å)
(1,1921)	1:B:121:LEU:HD13	1:B:155:LEU:HD11	9	0.34
(1,1921)	1:B:121:LEU:HD13	1:B:155:LEU:HD12	9	0.34
(1,1921)	1:B:121:LEU:HD13	1:B:155:LEU:HD13	9	0.34
(1,1899)	1:B:119:GLN:H	1:B:119:GLN:HG2	15	0.34
(1,1889)	1:B:118:MET:HE1	1:B:156:ALA:HB1	2	0.34
(1,1889)	1:B:118:MET:HE1	1:B:156:ALA:HB2	2	0.34
(1,1889)	1:B:118:MET:HE1	1:B:156:ALA:HB3	2	0.34
(1,1889)	1:B:118:MET:HE2	1:B:156:ALA:HB1	2	0.34
(1,1889)	1:B:118:MET:HE2	1:B:156:ALA:HB2	2	0.34
(1,1889)	1:B:118:MET:HE2	1:B:156:ALA:HB3	2	0.34
(1,1889)	1:B:118:MET:HE3	1:B:156:ALA:HB1	2	0.34
(1,1889)	1:B:118:MET:HE3	1:B:156:ALA:HB2	2	0.34
(1,1889)	1:B:118:MET:HE3	1:B:156:ALA:HB3	2	0.34
(1,1875)	1:B:117:MET:H	1:B:116:GLY:H	5	0.34
(1,181)	1:A:37:PHE:H	1:A:36:GLY:H	1	0.34
(1,1799)	1:B:106:LEU:H	1:B:106:LEU:HG	1	0.34
(1,1799)	1:B:106:LEU:H	1:B:106:LEU:HG	4	0.34
(1,1781)	1:B:104:VAL:HG21	1:B:170:ARG:HG2	15	0.34
(1,1781)	1:B:104:VAL:HG21	1:B:170:ARG:HG3	15	0.34
(1,1781)	1:B:104:VAL:HG22	1:B:170:ARG:HG2	15	0.34
(1,1781)	1:B:104:VAL:HG22	1:B:170:ARG:HG3	15	0.34
(1,1781)	1:B:104:VAL:HG23	1:B:170:ARG:HG2	15	0.34
(1,1781)	1:B:104:VAL:HG23	1:B:170:ARG:HG3	15	0.34
(1,1739)	1:B:90:SER:H	1:B:89:PRO:HG2	4	0.34
(1,1727)	1:B:86:GLY:HA3	1:B:87:LEU:H	13	0.34
(1,1660)	1:B:75:GLU:H	1:B:74:GLU:H	1	0.34
(1,1660)	1:B:75:GLU:H	1:B:74:GLU:H	14	0.34
(1,1658)	1:B:75:GLU:H	1:B:73:LEU:HD11	11	0.34
(1,1658)	1:B:75:GLU:H	1:B:73:LEU:HD12	11	0.34
(1,1658)	1:B:75:GLU:H	1:B:73:LEU:HD13	11	0.34
(1,1610)	1:B:69:GLU:H	1:B:69:GLU:HB2	9	0.34
(1,1589)	1:B:67:GLY:H	1:B:68:VAL:H	6	0.34
(1,1561)	1:B:63:GLY:H	1:B:63:GLY:HA2	15	0.34
(1,144)	1:A:32:LYS:H	1:A:33:GLN:H	2	0.34
(1,1416)	1:B:36:GLY:H	1:B:35:LEU:H	9	0.34
(1,1411)	1:B:35:LEU:HB2	1:B:35:LEU:H	2	0.34
(1,141)	1:A:32:LYS:H	1:A:32:LYS:HD2	6	0.34
(1,1406)	1:B:34:SER:H	1:B:34:SER:HB2	6	0.34
(1,1382)	1:B:32:LYS:H	1:B:31:LEU:HG	7	0.34
(1,137)	1:A:32:LYS:H	1:A:31:LEU:H	4	0.34
(1,1366)	1:B:29:LEU:H	1:B:29:LEU:HB2	6	0.34
(1,1336)	1:B:22:ASP:H	1:B:23:THR:H	11	0.34

*Continued on next page...*

*Continued from previous page...*

Key	Atom-1	Atom-2	Model ID	Violation (Å)
(1,1336)	1:B:22:ASP:H	1:B:23:THR:H	14	0.34
(1,1329)	1:B:21:GLN:H	1:B:21:GLN:HB2	8	0.34
(1,1306)	1:B:15:ASN:H	1:B:15:ASN:HB3	7	0.34
(1,1281)	1:B:11:THR:H	1:B:12:ASP:H	2	0.34
(1,1277)	1:B:11:THR:H	1:B:10:PRO:HA	3	0.34
(1,1273)	1:B:9:THR:H	1:B:9:THR:HB	12	0.34
(1,1247)	1:B:5:PHE:H	1:B:4:LEU:H	4	0.34
(1,1105)	1:A:195:LEU:H	1:A:195:LEU:HD11	14	0.34
(1,1105)	1:A:195:LEU:H	1:A:195:LEU:HD12	14	0.34
(1,1105)	1:A:195:LEU:H	1:A:195:LEU:HD13	14	0.34
(1,1100)	1:A:194:GLY:H	1:A:194:GLY:HA3	8	0.34
(1,1074)	1:A:188:LEU:HD21	1:A:196:LYS:HE2	10	0.34
(1,1074)	1:A:188:LEU:HD21	1:A:196:LYS:HE3	10	0.34
(1,1074)	1:A:188:LEU:HD22	1:A:196:LYS:HE2	10	0.34
(1,1074)	1:A:188:LEU:HD22	1:A:196:LYS:HE3	10	0.34
(1,1074)	1:A:188:LEU:HD23	1:A:196:LYS:HE2	10	0.34
(1,1074)	1:A:188:LEU:HD23	1:A:196:LYS:HE3	10	0.34
(1,1072)	1:A:188:LEU:HD11	1:A:202:SER:HB2	9	0.34
(1,1072)	1:A:188:LEU:HD11	1:A:202:SER:HB3	9	0.34
(1,1072)	1:A:188:LEU:HD12	1:A:202:SER:HB2	9	0.34
(1,1072)	1:A:188:LEU:HD12	1:A:202:SER:HB3	9	0.34
(1,1072)	1:A:188:LEU:HD13	1:A:202:SER:HB2	9	0.34
(1,1072)	1:A:188:LEU:HD13	1:A:202:SER:HB3	9	0.34
(1,107)	1:A:27:LYS:H	1:A:26:PRO:HG2	12	0.34
(2,97)	1:A:152:ALA:H	1:B:186:GLY:H	4	0.33
(2,182)	1:A:207:ALA:H	1:B:117:MET:H	11	0.33
(1,995)	1:A:181:ALA:HB1	1:A:181:ALA:H	6	0.33
(1,995)	1:A:181:ALA:HB2	1:A:181:ALA:H	6	0.33
(1,995)	1:A:181:ALA:HB3	1:A:181:ALA:H	6	0.33
(1,921)	1:A:168:ALA:HB1	1:A:211:VAL:HG21	2	0.33
(1,921)	1:A:168:ALA:HB1	1:A:211:VAL:HG22	2	0.33
(1,921)	1:A:168:ALA:HB1	1:A:211:VAL:HG23	2	0.33
(1,921)	1:A:168:ALA:HB2	1:A:211:VAL:HG21	2	0.33
(1,921)	1:A:168:ALA:HB2	1:A:211:VAL:HG22	2	0.33
(1,921)	1:A:168:ALA:HB2	1:A:211:VAL:HG23	2	0.33
(1,921)	1:A:168:ALA:HB3	1:A:211:VAL:HG21	2	0.33
(1,921)	1:A:168:ALA:HB3	1:A:211:VAL:HG22	2	0.33
(1,921)	1:A:168:ALA:HB3	1:A:211:VAL:HG23	2	0.33
(1,921)	1:A:168:ALA:HB1	1:A:211:VAL:HG21	5	0.33
(1,921)	1:A:168:ALA:HB1	1:A:211:VAL:HG22	5	0.33
(1,921)	1:A:168:ALA:HB1	1:A:211:VAL:HG23	5	0.33
(1,921)	1:A:168:ALA:HB2	1:A:211:VAL:HG21	5	0.33

*Continued on next page...*

*Continued from previous page...*

Key	Atom-1	Atom-2	Model ID	Violation (Å)
(1,921)	1:A:168:ALA:HB2	1:A:211:VAL:HG22	5	0.33
(1,921)	1:A:168:ALA:HB2	1:A:211:VAL:HG23	5	0.33
(1,921)	1:A:168:ALA:HB3	1:A:211:VAL:HG21	5	0.33
(1,921)	1:A:168:ALA:HB3	1:A:211:VAL:HG22	5	0.33
(1,921)	1:A:168:ALA:HB3	1:A:211:VAL:HG23	5	0.33
(1,92)	1:A:22:ASP:H	1:A:23:THR:H	9	0.33
(1,902)	1:A:165:THR:HA	1:A:169:LEU:H	4	0.33
(1,841)	1:A:157:LEU:HD11	1:A:204:MET:HG2	8	0.33
(1,841)	1:A:157:LEU:HD11	1:A:204:MET:HG3	8	0.33
(1,841)	1:A:157:LEU:HD12	1:A:204:MET:HG2	8	0.33
(1,841)	1:A:157:LEU:HD12	1:A:204:MET:HG3	8	0.33
(1,841)	1:A:157:LEU:HD13	1:A:204:MET:HG2	8	0.33
(1,841)	1:A:157:LEU:HD13	1:A:204:MET:HG3	8	0.33
(1,841)	1:A:157:LEU:HD21	1:A:204:MET:HG2	8	0.33
(1,841)	1:A:157:LEU:HD21	1:A:204:MET:HG3	8	0.33
(1,841)	1:A:157:LEU:HD22	1:A:204:MET:HG2	8	0.33
(1,841)	1:A:157:LEU:HD22	1:A:204:MET:HG3	8	0.33
(1,841)	1:A:157:LEU:HD23	1:A:204:MET:HG2	8	0.33
(1,841)	1:A:157:LEU:HD23	1:A:204:MET:HG3	8	0.33
(1,8)	1:A:6:GLY:H	1:A:5:PHE:HB2	6	0.33
(1,79)	1:A:19:GLY:H	1:A:18:VAL:HA	6	0.33
(1,79)	1:A:19:GLY:H	1:A:18:VAL:HA	12	0.33
(1,765)	1:A:147:PHE:H	1:A:147:PHE:HB2	5	0.33
(1,665)	1:A:120:GLY:H	1:A:121:LEU:H	6	0.33
(1,657)	1:A:119:GLN:H	1:A:119:GLN:HB2	3	0.33
(1,646)	1:A:118:MET:HE1	1:A:156:ALA:H	11	0.33
(1,646)	1:A:118:MET:HE2	1:A:156:ALA:H	11	0.33
(1,646)	1:A:118:MET:HE3	1:A:156:ALA:H	11	0.33
(1,642)	1:A:118:MET:H	1:A:118:MET:HE1	1	0.33
(1,642)	1:A:118:MET:H	1:A:118:MET:HE2	1	0.33
(1,642)	1:A:118:MET:H	1:A:118:MET:HE3	1	0.33
(1,623)	1:A:116:GLY:HA2	1:A:117:MET:H	10	0.33
(1,623)	1:A:116:GLY:HA3	1:A:117:MET:H	10	0.33
(1,589)	1:A:111:ILE:H	1:A:111:ILE:HD11	5	0.33
(1,589)	1:A:111:ILE:H	1:A:111:ILE:HD12	5	0.33
(1,589)	1:A:111:ILE:H	1:A:111:ILE:HD13	5	0.33
(1,552)	1:A:106:LEU:H	1:A:105:TYR:H	9	0.33
(1,538)	1:A:104:VAL:HG21	1:A:170:ARG:HD2	9	0.33
(1,538)	1:A:104:VAL:HG21	1:A:170:ARG:HD3	9	0.33
(1,538)	1:A:104:VAL:HG22	1:A:170:ARG:HD2	9	0.33
(1,538)	1:A:104:VAL:HG22	1:A:170:ARG:HD3	9	0.33
(1,538)	1:A:104:VAL:HG23	1:A:170:ARG:HD2	9	0.33

*Continued on next page...*



*Continued from previous page...*

Key	Atom-1	Atom-2	Model ID	Violation (Å)
(1,538)	1:A:104:VAL:HG23	1:A:170:ARG:HD3	9	0.33
(1,514)	1:A:96:ASP:H	1:A:96:ASP:HB2	14	0.33
(1,484)	1:A:87:LEU:H	1:A:87:LEU:HB2	7	0.33
(1,416)	1:A:75:GLU:H	1:A:74:GLU:H	13	0.33
(1,405)	1:A:74:GLU:H	1:A:73:LEU:HB3	10	0.33
(1,355)	1:A:68:VAL:H	1:A:69:GLU:H	2	0.33
(1,355)	1:A:68:VAL:H	1:A:69:GLU:H	12	0.33
(1,327)	1:A:65:ASP:H	1:A:66:LYS:H	8	0.33
(1,326)	1:A:64:LEU:H	1:A:64:LEU:HB2	3	0.33
(1,319)	1:A:64:LEU:H	1:A:65:ASP:H	7	0.33
(1,3)	1:A:5:PHE:H	1:A:4:LEU:H	14	0.33
(1,2612)	2:C:25:LEU:HA	1:A:66:LYS:H	15	0.33
(1,2612)	2:C:25:LEU:HA	1:B:66:LYS:H	15	0.33
(1,2549)	1:A:120:GLY:H	1:B:189:PHE:HB2	5	0.33
(1,2549)	1:A:120:GLY:H	1:B:189:PHE:HB3	5	0.33
(1,2516)	1:A:70:TYR:H	1:B:71:LEU:HG	6	0.33
(1,239)	1:A:45:ILE:H	1:A:45:ILE:HB	1	0.33
(1,239)	1:A:45:ILE:H	1:A:45:ILE:HB	5	0.33
(1,2336)	1:B:192:SER:H	1:B:192:SER:HB2	12	0.33
(1,2254)	1:B:183:ALA:H	1:B:183:ALA:HB1	10	0.33
(1,2254)	1:B:183:ALA:H	1:B:183:ALA:HB2	10	0.33
(1,2254)	1:B:183:ALA:H	1:B:183:ALA:HB3	10	0.33
(1,2178)	1:B:170:ARG:HB3	1:B:171:GLY:H	5	0.33
(1,2178)	1:B:170:ARG:HB3	1:B:171:GLY:H	13	0.33
(1,2165)	1:B:168:ALA:HB1	1:B:211:VAL:HG21	13	0.33
(1,2165)	1:B:168:ALA:HB1	1:B:211:VAL:HG22	13	0.33
(1,2165)	1:B:168:ALA:HB1	1:B:211:VAL:HG23	13	0.33
(1,2165)	1:B:168:ALA:HB2	1:B:211:VAL:HG21	13	0.33
(1,2165)	1:B:168:ALA:HB2	1:B:211:VAL:HG22	13	0.33
(1,2165)	1:B:168:ALA:HB2	1:B:211:VAL:HG23	13	0.33
(1,2165)	1:B:168:ALA:HB3	1:B:211:VAL:HG21	13	0.33
(1,2165)	1:B:168:ALA:HB3	1:B:211:VAL:HG22	13	0.33
(1,2165)	1:B:168:ALA:HB3	1:B:211:VAL:HG23	13	0.33
(1,2142)	1:B:164:SER:H	1:B:211:VAL:HB	6	0.33
(1,214)	1:A:41:ILE:H	1:A:41:ILE:HG12	13	0.33
(1,2071)	1:B:156:ALA:HB1	1:B:118:MET:HB2	2	0.33
(1,2071)	1:B:156:ALA:HB1	1:B:118:MET:HB3	2	0.33
(1,2071)	1:B:156:ALA:HB2	1:B:118:MET:HB2	2	0.33
(1,2071)	1:B:156:ALA:HB2	1:B:118:MET:HB3	2	0.33
(1,2071)	1:B:156:ALA:HB3	1:B:118:MET:HB2	2	0.33
(1,2071)	1:B:156:ALA:HB3	1:B:118:MET:HB3	2	0.33
(1,2062)	1:B:155:LEU:HD21	1:B:118:MET:HG2	2	0.33

*Continued on next page...*

*Continued from previous page...*

Key	Atom-1	Atom-2	Model ID	Violation (Å)
(1,2062)	1:B:155:LEU:HD21	1:B:118:MET:HG3	2	0.33
(1,2062)	1:B:155:LEU:HD22	1:B:118:MET:HG2	2	0.33
(1,2062)	1:B:155:LEU:HD22	1:B:118:MET:HG3	2	0.33
(1,2062)	1:B:155:LEU:HD23	1:B:118:MET:HG2	2	0.33
(1,2062)	1:B:155:LEU:HD23	1:B:118:MET:HG3	2	0.33
(1,2032)	1:B:152:ALA:HB1	1:B:153:GLY:H	10	0.33
(1,2032)	1:B:152:ALA:HB2	1:B:153:GLY:H	10	0.33
(1,2032)	1:B:152:ALA:HB3	1:B:153:GLY:H	10	0.33
(1,2008)	1:B:147:PHE:H	1:B:147:PHE:HE1	9	0.33
(1,2008)	1:B:147:PHE:H	1:B:147:PHE:HE2	9	0.33
(1,1999)	1:B:141:ILE:HG21	1:B:142:THR:H	14	0.33
(1,1999)	1:B:141:ILE:HG22	1:B:142:THR:H	14	0.33
(1,1999)	1:B:141:ILE:HG23	1:B:142:THR:H	14	0.33
(1,1909)	1:B:120:GLY:H	1:B:121:LEU:H	8	0.33
(1,1890)	1:B:118:MET:HE1	1:B:156:ALA:H	2	0.33
(1,1890)	1:B:118:MET:HE2	1:B:156:ALA:H	2	0.33
(1,1890)	1:B:118:MET:HE3	1:B:156:ALA:H	2	0.33
(1,1867)	1:B:116:GLY:HA2	1:B:117:MET:H	8	0.33
(1,1867)	1:B:116:GLY:HA3	1:B:117:MET:H	8	0.33
(1,1867)	1:B:116:GLY:HA2	1:B:117:MET:H	12	0.33
(1,1867)	1:B:116:GLY:HA3	1:B:117:MET:H	12	0.33
(1,1867)	1:B:116:GLY:HA2	1:B:117:MET:H	14	0.33
(1,1867)	1:B:116:GLY:HA3	1:B:117:MET:H	14	0.33
(1,1822)	1:B:110:GLY:H	1:B:109:LEU:HB2	15	0.33
(1,1810)	1:B:107:LEU:HD11	1:B:163:ASN:HD21	8	0.33
(1,1810)	1:B:107:LEU:HD11	1:B:163:ASN:HD22	8	0.33
(1,1810)	1:B:107:LEU:HD12	1:B:163:ASN:HD21	8	0.33
(1,1810)	1:B:107:LEU:HD12	1:B:163:ASN:HD22	8	0.33
(1,1810)	1:B:107:LEU:HD13	1:B:163:ASN:HD21	8	0.33
(1,1810)	1:B:107:LEU:HD13	1:B:163:ASN:HD22	8	0.33
(1,181)	1:A:37:PHE:H	1:A:36:GLY:H	4	0.33
(1,1796)	1:B:106:LEU:H	1:B:105:TYR:H	5	0.33
(1,1758)	1:B:96:ASP:H	1:B:96:ASP:HB2	14	0.33
(1,1755)	1:B:95:ASP:H	1:B:172:LYS:HE2	4	0.33
(1,1755)	1:B:95:ASP:H	1:B:172:LYS:HE3	4	0.33
(1,1735)	1:B:88:ILE:H	1:B:88:ILE:HG12	12	0.33
(1,1718)	1:B:82:GLU:HB2	1:B:83:GLY:H	10	0.33
(1,1672)	1:B:77:GLN:H	1:B:77:GLN:HB2	7	0.33
(1,1613)	1:B:70:TYR:H	1:B:71:LEU:H	14	0.33
(1,1599)	1:B:68:VAL:H	1:B:69:GLU:H	12	0.33
(1,1597)	1:B:67:GLY:H	1:B:66:LYS:HD2	1	0.33
(1,1592)	1:B:67:GLY:HA2	1:B:68:VAL:H	4	0.33

*Continued on next page...*

*Continued from previous page...*

Key	Atom-1	Atom-2	Model ID	Violation (Å)
(1,1592)	1:B:67:GLY:HA3	1:B:68:VAL:H	4	0.33
(1,1571)	1:B:65:ASP:H	1:B:66:LYS:H	1	0.33
(1,1570)	1:B:64:LEU:H	1:B:64:LEU:HB2	8	0.33
(1,1563)	1:B:64:LEU:H	1:B:65:ASP:H	14	0.33
(1,1554)	1:B:58:LEU:HB2	1:B:59:HIS:H	8	0.33
(1,1527)	1:B:54:ASP:HB3	1:B:55:THR:H	1	0.33
(1,1499)	1:B:49:GLY:H	1:B:48:PRO:HB2	2	0.33
(1,1444)	1:B:40:ASN:H	1:B:39:PRO:HG2	10	0.33
(1,1425)	1:B:37:PHE:H	1:B:36:GLY:H	8	0.33
(1,1416)	1:B:36:GLY:H	1:B:35:LEU:H	5	0.33
(1,1406)	1:B:34:SER:H	1:B:34:SER:HB2	7	0.33
(1,1382)	1:B:32:LYS:H	1:B:31:LEU:HG	12	0.33
(1,1381)	1:B:32:LYS:H	1:B:31:LEU:H	7	0.33
(1,1381)	1:B:32:LYS:H	1:B:31:LEU:H	12	0.33
(1,1374)	1:B:31:LEU:H	1:B:30:SER:H	14	0.33
(1,130)	1:A:31:LEU:H	1:A:30:SER:H	2	0.33
(1,130)	1:A:31:LEU:H	1:A:30:SER:H	7	0.33
(1,1281)	1:B:11:THR:H	1:B:12:ASP:H	10	0.33
(1,1247)	1:B:5:PHE:H	1:B:4:LEU:H	10	0.33
(1,1247)	1:B:5:PHE:H	1:B:4:LEU:H	12	0.33
(1,1245)	1:B:4:LEU:HD11	1:B:4:LEU:H	13	0.33
(1,1245)	1:B:4:LEU:HD12	1:B:4:LEU:H	13	0.33
(1,1245)	1:B:4:LEU:HD13	1:B:4:LEU:H	13	0.33
(1,1128)	1:A:199:GLY:HA2	1:A:200:TYR:H	11	0.33
(1,1128)	1:A:199:GLY:HA3	1:A:200:TYR:H	11	0.33
(1,1105)	1:A:195:LEU:H	1:A:195:LEU:HD11	9	0.33
(1,1105)	1:A:195:LEU:H	1:A:195:LEU:HD12	9	0.33
(1,1105)	1:A:195:LEU:H	1:A:195:LEU:HD13	9	0.33
(1,1078)	1:A:189:PHE:H	1:A:189:PHE:HD1	10	0.33
(1,1078)	1:A:189:PHE:H	1:A:189:PHE:HD2	10	0.33
(1,1034)	1:A:185:THR:H	1:A:185:THR:HB	13	0.33
(1,1021)	1:A:184:LEU:H	1:A:184:LEU:HG	7	0.33
(1,995)	1:A:181:ALA:HB1	1:A:181:ALA:H	5	0.32
(1,995)	1:A:181:ALA:HB2	1:A:181:ALA:H	5	0.32
(1,995)	1:A:181:ALA:HB3	1:A:181:ALA:H	5	0.32
(1,995)	1:A:181:ALA:HB1	1:A:181:ALA:H	14	0.32
(1,995)	1:A:181:ALA:HB2	1:A:181:ALA:H	14	0.32
(1,995)	1:A:181:ALA:HB3	1:A:181:ALA:H	14	0.32
(1,936)	1:A:171:GLY:H	1:A:171:GLY:HA2	4	0.32
(1,921)	1:A:168:ALA:HB1	1:A:211:VAL:HG21	12	0.32
(1,921)	1:A:168:ALA:HB1	1:A:211:VAL:HG22	12	0.32
(1,921)	1:A:168:ALA:HB1	1:A:211:VAL:HG23	12	0.32

*Continued on next page...*

*Continued from previous page...*

Key	Atom-1	Atom-2	Model ID	Violation (Å)
(1,921)	1:A:168:ALA:HB2	1:A:211:VAL:HG21	12	0.32
(1,921)	1:A:168:ALA:HB2	1:A:211:VAL:HG22	12	0.32
(1,921)	1:A:168:ALA:HB2	1:A:211:VAL:HG23	12	0.32
(1,921)	1:A:168:ALA:HB3	1:A:211:VAL:HG21	12	0.32
(1,921)	1:A:168:ALA:HB3	1:A:211:VAL:HG22	12	0.32
(1,921)	1:A:168:ALA:HB3	1:A:211:VAL:HG23	12	0.32
(1,890)	1:A:163:ASN:H	1:A:163:ASN:HD21	9	0.32
(1,88)	1:A:21:GLN:HA	1:A:22:ASP:H	13	0.32
(1,827)	1:A:156:ALA:HB1	1:A:118:MET:HB2	14	0.32
(1,827)	1:A:156:ALA:HB1	1:A:118:MET:HB3	14	0.32
(1,827)	1:A:156:ALA:HB2	1:A:118:MET:HB2	14	0.32
(1,827)	1:A:156:ALA:HB2	1:A:118:MET:HB3	14	0.32
(1,827)	1:A:156:ALA:HB3	1:A:118:MET:HB2	14	0.32
(1,827)	1:A:156:ALA:HB3	1:A:118:MET:HB3	14	0.32
(1,797)	1:A:153:GLY:HA2	1:A:154:ILE:H	5	0.32
(1,797)	1:A:153:GLY:HA3	1:A:154:ILE:H	5	0.32
(1,788)	1:A:152:ALA:HB1	1:A:153:GLY:H	10	0.32
(1,788)	1:A:152:ALA:HB2	1:A:153:GLY:H	10	0.32
(1,788)	1:A:152:ALA:HB3	1:A:153:GLY:H	10	0.32
(1,772)	1:A:149:GLY:HA3	1:A:150:ASN:H	12	0.32
(1,64)	1:A:15:ASN:H	1:A:15:ASN:HB2	4	0.32
(1,474)	1:A:82:GLU:HB2	1:A:83:GLY:H	10	0.32
(1,454)	1:A:80:SER:H	1:A:78:LEU:HB2	6	0.32
(1,395)	1:A:73:LEU:H	1:A:74:GLU:H	15	0.32
(1,336)	1:A:66:LYS:H	1:A:67:GLY:H	12	0.32
(1,327)	1:A:65:ASP:H	1:A:66:LYS:H	4	0.32
(1,327)	1:A:65:ASP:H	1:A:66:LYS:H	7	0.32
(1,319)	1:A:64:LEU:H	1:A:65:ASP:H	1	0.32
(1,319)	1:A:64:LEU:H	1:A:65:ASP:H	9	0.32
(1,318)	1:A:63:GLY:H	1:A:64:LEU:H	10	0.32
(1,318)	1:A:63:GLY:H	1:A:64:LEU:H	15	0.32
(1,299)	1:A:57:ARG:H	1:A:57:ARG:HG3	1	0.32
(1,270)	1:A:53:VAL:H	1:A:52:HIS:HA	1	0.32
(1,2555)	1:B:70:TYR:H	1:A:71:LEU:HG	13	0.32
(1,2512)	1:A:67:GLY:H	1:B:66:LYS:HB2	8	0.32
(1,2512)	1:A:67:GLY:H	1:B:66:LYS:HB3	8	0.32
(1,2459)	1:B:211:VAL:HG21	1:B:170:ARG:HG2	4	0.32
(1,2459)	1:B:211:VAL:HG21	1:B:170:ARG:HG3	4	0.32
(1,2459)	1:B:211:VAL:HG22	1:B:170:ARG:HG2	4	0.32
(1,2459)	1:B:211:VAL:HG22	1:B:170:ARG:HG3	4	0.32
(1,2459)	1:B:211:VAL:HG23	1:B:170:ARG:HG2	4	0.32
(1,2459)	1:B:211:VAL:HG23	1:B:170:ARG:HG3	4	0.32

*Continued on next page...*

*Continued from previous page...*

Key	Atom-1	Atom-2	Model ID	Violation (Å)
(1,2408)	1:B:204:MET:HE1	1:B:160:ASN:HD21	13	0.32
(1,2408)	1:B:204:MET:HE1	1:B:160:ASN:HD22	13	0.32
(1,2408)	1:B:204:MET:HE2	1:B:160:ASN:HD21	13	0.32
(1,2408)	1:B:204:MET:HE2	1:B:160:ASN:HD22	13	0.32
(1,2408)	1:B:204:MET:HE3	1:B:160:ASN:HD21	13	0.32
(1,2408)	1:B:204:MET:HE3	1:B:160:ASN:HD22	13	0.32
(1,2364)	1:B:198:MET:HE1	1:B:190:LYS:HE2	11	0.32
(1,2364)	1:B:198:MET:HE1	1:B:190:LYS:HE3	11	0.32
(1,2364)	1:B:198:MET:HE2	1:B:190:LYS:HE2	11	0.32
(1,2364)	1:B:198:MET:HE2	1:B:190:LYS:HE3	11	0.32
(1,2364)	1:B:198:MET:HE3	1:B:190:LYS:HE2	11	0.32
(1,2364)	1:B:198:MET:HE3	1:B:190:LYS:HE3	11	0.32
(1,2348)	1:B:195:LEU:H	1:B:195:LEU:HB2	12	0.32
(1,2316)	1:B:188:LEU:HD11	1:B:202:SER:HB2	15	0.32
(1,2316)	1:B:188:LEU:HD11	1:B:202:SER:HB3	15	0.32
(1,2316)	1:B:188:LEU:HD12	1:B:202:SER:HB2	15	0.32
(1,2316)	1:B:188:LEU:HD12	1:B:202:SER:HB3	15	0.32
(1,2316)	1:B:188:LEU:HD13	1:B:202:SER:HB2	15	0.32
(1,2316)	1:B:188:LEU:HD13	1:B:202:SER:HB3	15	0.32
(1,2291)	1:B:187:ALA:H	1:B:187:ALA:HB1	3	0.32
(1,2291)	1:B:187:ALA:H	1:B:187:ALA:HB2	3	0.32
(1,2291)	1:B:187:ALA:H	1:B:187:ALA:HB3	3	0.32
(1,2254)	1:B:183:ALA:H	1:B:183:ALA:HB1	3	0.32
(1,2254)	1:B:183:ALA:H	1:B:183:ALA:HB2	3	0.32
(1,2254)	1:B:183:ALA:H	1:B:183:ALA:HB3	3	0.32
(1,2184)	1:B:172:LYS:HD2	1:B:172:LYS:H	15	0.32
(1,2178)	1:B:170:ARG:HB3	1:B:171:GLY:H	6	0.32
(1,2178)	1:B:170:ARG:HB3	1:B:171:GLY:H	7	0.32
(1,2147)	1:B:165:THR:H	1:B:165:THR:HG21	10	0.32
(1,2147)	1:B:165:THR:H	1:B:165:THR:HG22	10	0.32
(1,2147)	1:B:165:THR:H	1:B:165:THR:HG23	10	0.32
(1,214)	1:A:41:ILE:H	1:A:41:ILE:HG12	11	0.32
(1,2093)	1:B:158:SER:H	1:B:158:SER:HB2	7	0.32
(1,2081)	1:B:157:LEU:HD11	1:B:200:TYR:HD1	1	0.32
(1,2081)	1:B:157:LEU:HD11	1:B:200:TYR:HD2	1	0.32
(1,2081)	1:B:157:LEU:HD12	1:B:200:TYR:HD1	1	0.32
(1,2081)	1:B:157:LEU:HD12	1:B:200:TYR:HD2	1	0.32
(1,2081)	1:B:157:LEU:HD13	1:B:200:TYR:HD1	1	0.32
(1,2081)	1:B:157:LEU:HD13	1:B:200:TYR:HD2	1	0.32
(1,2081)	1:B:157:LEU:HD21	1:B:200:TYR:HD1	1	0.32
(1,2081)	1:B:157:LEU:HD21	1:B:200:TYR:HD2	1	0.32
(1,2081)	1:B:157:LEU:HD22	1:B:200:TYR:HD1	1	0.32

*Continued on next page...*

*Continued from previous page...*

Key	Atom-1	Atom-2	Model ID	Violation (Å)
(1,2081)	1:B:157:LEU:HD22	1:B:200:TYR:HD2	1	0.32
(1,2081)	1:B:157:LEU:HD23	1:B:200:TYR:HD1	1	0.32
(1,2081)	1:B:157:LEU:HD23	1:B:200:TYR:HD2	1	0.32
(1,2061)	1:B:155:LEU:H	1:B:155:LEU:HD11	6	0.32
(1,2061)	1:B:155:LEU:H	1:B:155:LEU:HD12	6	0.32
(1,2061)	1:B:155:LEU:H	1:B:155:LEU:HD13	6	0.32
(1,204)	1:A:40:ASN:H	1:A:40:ASN:HB3	11	0.32
(1,200)	1:A:40:ASN:H	1:A:39:PRO:HG2	5	0.32
(1,1990)	1:B:139:ASN:H	1:B:138:LEU:HB2	2	0.32
(1,1976)	1:B:136:THR:H	1:B:136:THR:HB	10	0.32
(1,1901)	1:B:119:GLN:H	1:B:119:GLN:HB2	3	0.32
(1,1899)	1:B:119:GLN:H	1:B:119:GLN:HG2	10	0.32
(1,1886)	1:B:118:MET:H	1:B:118:MET:HE1	12	0.32
(1,1886)	1:B:118:MET:H	1:B:118:MET:HE2	12	0.32
(1,1886)	1:B:118:MET:H	1:B:118:MET:HE3	12	0.32
(1,1875)	1:B:117:MET:H	1:B:116:GLY:H	10	0.32
(1,1874)	1:B:117:MET:HE1	1:B:116:GLY:H	8	0.32
(1,1874)	1:B:117:MET:HE2	1:B:116:GLY:H	8	0.32
(1,1874)	1:B:117:MET:HE3	1:B:116:GLY:H	8	0.32
(1,1840)	1:B:111:ILE:HD11	1:B:163:ASN:HB2	9	0.32
(1,1840)	1:B:111:ILE:HD11	1:B:163:ASN:HB3	9	0.32
(1,1840)	1:B:111:ILE:HD12	1:B:163:ASN:HB2	9	0.32
(1,1840)	1:B:111:ILE:HD12	1:B:163:ASN:HB3	9	0.32
(1,1840)	1:B:111:ILE:HD13	1:B:163:ASN:HB2	9	0.32
(1,1840)	1:B:111:ILE:HD13	1:B:163:ASN:HB3	9	0.32
(1,1840)	1:B:111:ILE:HD11	1:B:163:ASN:HB2	13	0.32
(1,1840)	1:B:111:ILE:HD11	1:B:163:ASN:HB3	13	0.32
(1,1840)	1:B:111:ILE:HD12	1:B:163:ASN:HB2	13	0.32
(1,1840)	1:B:111:ILE:HD12	1:B:163:ASN:HB3	13	0.32
(1,1840)	1:B:111:ILE:HD13	1:B:163:ASN:HB2	13	0.32
(1,1840)	1:B:111:ILE:HD13	1:B:163:ASN:HB3	13	0.32
(1,18)	1:A:7:ASP:H	1:A:7:ASP:HB2	15	0.32
(1,1796)	1:B:106:LEU:H	1:B:105:TYR:H	6	0.32
(1,1783)	1:B:104:VAL:HG21	1:B:170:ARG:HE	5	0.32
(1,1783)	1:B:104:VAL:HG22	1:B:170:ARG:HE	5	0.32
(1,1783)	1:B:104:VAL:HG23	1:B:170:ARG:HE	5	0.32
(1,178)	1:A:37:PHE:H	1:A:35:LEU:HG	5	0.32
(1,1758)	1:B:96:ASP:H	1:B:96:ASP:HB2	11	0.32
(1,1739)	1:B:90:SER:H	1:B:89:PRO:HG2	13	0.32
(1,1736)	1:B:88:ILE:H	1:B:88:ILE:HG21	7	0.32
(1,1736)	1:B:88:ILE:H	1:B:88:ILE:HG22	7	0.32
(1,1736)	1:B:88:ILE:H	1:B:88:ILE:HG23	7	0.32

*Continued on next page...*



*Continued from previous page...*

Key	Atom-1	Atom-2	Model ID	Violation (Å)
(1,1728)	1:B:87:LEU:H	1:B:87:LEU:HB2	5	0.32
(1,1728)	1:B:87:LEU:H	1:B:87:LEU:HB2	13	0.32
(1,1713)	1:B:81:LEU:H	1:B:82:GLU:H	2	0.32
(1,1654)	1:B:75:GLU:H	1:B:76:GLU:H	8	0.32
(1,1613)	1:B:70:TYR:H	1:B:71:LEU:H	7	0.32
(1,1599)	1:B:68:VAL:H	1:B:69:GLU:H	10	0.32
(1,1580)	1:B:66:LYS:H	1:B:67:GLY:H	6	0.32
(1,1571)	1:B:65:ASP:H	1:B:66:LYS:H	2	0.32
(1,1570)	1:B:64:LEU:H	1:B:64:LEU:HB2	10	0.32
(1,1563)	1:B:64:LEU:H	1:B:65:ASP:H	9	0.32
(1,1469)	1:B:42:ASN:H	1:B:42:ASN:HB2	8	0.32
(1,1416)	1:B:36:GLY:H	1:B:35:LEU:H	6	0.32
(1,1371)	1:B:30:SER:H	1:B:30:SER:HB3	14	0.32
(1,137)	1:A:32:LYS:H	1:A:31:LEU:H	1	0.32
(1,1369)	1:B:30:SER:H	1:B:30:SER:HB2	9	0.32
(1,1345)	1:B:25:LYS:H	1:B:25:LYS:HG2	13	0.32
(1,1333)	1:B:22:ASP:H	1:B:22:ASP:HB2	8	0.32
(1,1331)	1:B:21:GLN:H	1:B:22:ASP:H	5	0.32
(1,1272)	1:B:9:THR:H	1:B:8:LYS:HA	15	0.32
(1,1255)	1:B:6:GLY:H	1:B:5:PHE:H	11	0.32
(1,1165)	1:A:204:MET:HE1	1:A:156:ALA:HB1	14	0.32
(1,1165)	1:A:204:MET:HE1	1:A:156:ALA:HB2	14	0.32
(1,1165)	1:A:204:MET:HE1	1:A:156:ALA:HB3	14	0.32
(1,1165)	1:A:204:MET:HE2	1:A:156:ALA:HB1	14	0.32
(1,1165)	1:A:204:MET:HE2	1:A:156:ALA:HB2	14	0.32
(1,1165)	1:A:204:MET:HE2	1:A:156:ALA:HB3	14	0.32
(1,1165)	1:A:204:MET:HE3	1:A:156:ALA:HB1	14	0.32
(1,1165)	1:A:204:MET:HE3	1:A:156:ALA:HB2	14	0.32
(1,1165)	1:A:204:MET:HE3	1:A:156:ALA:HB3	14	0.32
(1,1128)	1:A:199:GLY:HA2	1:A:200:TYR:H	5	0.32
(1,1128)	1:A:199:GLY:HA3	1:A:200:TYR:H	5	0.32
(1,1099)	1:A:194:GLY:H	1:A:194:GLY:HA2	1	0.32
(1,1047)	1:A:187:ALA:H	1:A:187:ALA:HB1	2	0.32
(1,1047)	1:A:187:ALA:H	1:A:187:ALA:HB2	2	0.32
(1,1047)	1:A:187:ALA:H	1:A:187:ALA:HB3	2	0.32
(1,1047)	1:A:187:ALA:H	1:A:187:ALA:HB1	6	0.32
(1,1047)	1:A:187:ALA:H	1:A:187:ALA:HB2	6	0.32
(1,1047)	1:A:187:ALA:H	1:A:187:ALA:HB3	6	0.32
(1,1047)	1:A:187:ALA:H	1:A:187:ALA:HB1	11	0.32
(1,1047)	1:A:187:ALA:H	1:A:187:ALA:HB2	11	0.32
(1,1047)	1:A:187:ALA:H	1:A:187:ALA:HB3	11	0.32
(1,1036)	1:A:185:THR:H	1:A:185:THR:HG1	2	0.32

*Continued on next page...*

*Continued from previous page...*

Key	Atom-1	Atom-2	Model ID	Violation (Å)
(1,1010)	1:A:183:ALA:H	1:A:183:ALA:HB1	2	0.32
(1,1010)	1:A:183:ALA:H	1:A:183:ALA:HB2	2	0.32
(1,1010)	1:A:183:ALA:H	1:A:183:ALA:HB3	2	0.32
(1,1010)	1:A:183:ALA:H	1:A:183:ALA:HB1	11	0.32
(1,1010)	1:A:183:ALA:H	1:A:183:ALA:HB2	11	0.32
(1,1010)	1:A:183:ALA:H	1:A:183:ALA:HB3	11	0.32
(1,1010)	1:A:183:ALA:H	1:A:183:ALA:HB1	14	0.32
(1,1010)	1:A:183:ALA:H	1:A:183:ALA:HB2	14	0.32
(1,1010)	1:A:183:ALA:H	1:A:183:ALA:HB3	14	0.32
(1,1)	1:A:4:LEU:HD11	1:A:4:LEU:H	14	0.32
(1,1)	1:A:4:LEU:HD12	1:A:4:LEU:H	14	0.32
(1,1)	1:A:4:LEU:HD13	1:A:4:LEU:H	14	0.32
(1,995)	1:A:181:ALA:HB1	1:A:181:ALA:H	7	0.31
(1,995)	1:A:181:ALA:HB2	1:A:181:ALA:H	7	0.31
(1,995)	1:A:181:ALA:HB3	1:A:181:ALA:H	7	0.31
(1,98)	1:A:24:THR:H	1:A:24:THR:HG21	15	0.31
(1,98)	1:A:24:THR:H	1:A:24:THR:HG22	15	0.31
(1,98)	1:A:24:THR:H	1:A:24:THR:HG23	15	0.31
(1,928)	1:A:169:LEU:H	1:A:169:LEU:HG	7	0.31
(1,921)	1:A:168:ALA:HB1	1:A:211:VAL:HG21	9	0.31
(1,921)	1:A:168:ALA:HB1	1:A:211:VAL:HG22	9	0.31
(1,921)	1:A:168:ALA:HB1	1:A:211:VAL:HG23	9	0.31
(1,921)	1:A:168:ALA:HB2	1:A:211:VAL:HG21	9	0.31
(1,921)	1:A:168:ALA:HB2	1:A:211:VAL:HG22	9	0.31
(1,921)	1:A:168:ALA:HB2	1:A:211:VAL:HG23	9	0.31
(1,921)	1:A:168:ALA:HB3	1:A:211:VAL:HG21	9	0.31
(1,921)	1:A:168:ALA:HB3	1:A:211:VAL:HG22	9	0.31
(1,921)	1:A:168:ALA:HB3	1:A:211:VAL:HG23	9	0.31
(1,92)	1:A:22:ASP:H	1:A:23:THR:H	8	0.31
(1,856)	1:A:159:TYR:HB3	1:A:158:SER:H	12	0.31
(1,797)	1:A:153:GLY:HA2	1:A:154:ILE:H	3	0.31
(1,797)	1:A:153:GLY:HA3	1:A:154:ILE:H	3	0.31
(1,784)	1:A:152:ALA:H	1:A:151:ASN:HB2	11	0.31
(1,772)	1:A:149:GLY:HA3	1:A:150:ASN:H	6	0.31
(1,752)	1:A:141:ILE:H	1:A:141:ILE:HB	12	0.31
(1,696)	1:A:130:GLY:HA2	1:A:131:LYS:H	10	0.31
(1,693)	1:A:128:SER:H	1:A:128:SER:HB2	9	0.31
(1,691)	1:A:127:ASN:H	1:A:127:ASN:HB2	15	0.31
(1,669)	1:A:121:LEU:H	1:A:121:LEU:HB2	10	0.31
(1,665)	1:A:120:GLY:H	1:A:121:LEU:H	7	0.31
(1,631)	1:A:117:MET:H	1:A:116:GLY:H	4	0.31
(1,623)	1:A:116:GLY:HA2	1:A:117:MET:H	4	0.31

*Continued on next page...*

*Continued from previous page...*

Key	Atom-1	Atom-2	Model ID	Violation (Å)
(1,623)	1:A:116:GLY:HA3	1:A:117:MET:H	4	0.31
(1,555)	1:A:106:LEU:H	1:A:106:LEU:HG	15	0.31
(1,552)	1:A:106:LEU:H	1:A:105:TYR:H	8	0.31
(1,477)	1:A:83:GLY:HA2	1:A:84:SER:H	3	0.31
(1,456)	1:A:80:SER:H	1:A:79:SER:HB2	11	0.31
(1,454)	1:A:80:SER:H	1:A:78:LEU:HB2	9	0.31
(1,446)	1:A:79:SER:H	1:A:78:LEU:HB3	2	0.31
(1,410)	1:A:75:GLU:H	1:A:76:GLU:H	3	0.31
(1,360)	1:A:69:GLU:H	1:A:70:TYR:H	13	0.31
(1,350)	1:A:67:GLY:H	1:A:66:LYS:HB3	12	0.31
(1,327)	1:A:65:ASP:H	1:A:66:LYS:H	11	0.31
(1,317)	1:A:63:GLY:H	1:A:63:GLY:HA2	8	0.31
(1,28)	1:A:9:THR:H	1:A:8:LYS:HA	4	0.31
(1,258)	1:A:50:GLY:H	1:A:49:GLY:HA2	12	0.31
(1,2577)	1:B:109:LEU:H	1:A:179:ILE:HG21	15	0.31
(1,2577)	1:B:109:LEU:H	1:A:179:ILE:HG22	15	0.31
(1,2577)	1:B:109:LEU:H	1:A:179:ILE:HG23	15	0.31
(1,2516)	1:A:70:TYR:H	1:B:71:LEU:HG	15	0.31
(1,2350)	1:B:195:LEU:HD21	1:B:196:LYS:H	15	0.31
(1,2350)	1:B:195:LEU:HD22	1:B:196:LYS:H	15	0.31
(1,2350)	1:B:195:LEU:HD23	1:B:196:LYS:H	15	0.31
(1,2346)	1:B:195:LEU:H	1:B:195:LEU:HG	14	0.31
(1,2322)	1:B:189:PHE:H	1:B:189:PHE:HD1	5	0.31
(1,2322)	1:B:189:PHE:H	1:B:189:PHE:HD2	5	0.31
(1,2306)	1:B:188:LEU:H	1:B:188:LEU:HB2	2	0.31
(1,2291)	1:B:187:ALA:H	1:B:187:ALA:HB1	2	0.31
(1,2291)	1:B:187:ALA:H	1:B:187:ALA:HB2	2	0.31
(1,2291)	1:B:187:ALA:H	1:B:187:ALA:HB3	2	0.31
(1,2291)	1:B:187:ALA:H	1:B:187:ALA:HB1	11	0.31
(1,2291)	1:B:187:ALA:H	1:B:187:ALA:HB2	11	0.31
(1,2291)	1:B:187:ALA:H	1:B:187:ALA:HB3	11	0.31
(1,2267)	1:B:184:LEU:HD11	1:B:205:VAL:HG21	4	0.31
(1,2267)	1:B:184:LEU:HD11	1:B:205:VAL:HG22	4	0.31
(1,2267)	1:B:184:LEU:HD11	1:B:205:VAL:HG23	4	0.31
(1,2267)	1:B:184:LEU:HD12	1:B:205:VAL:HG21	4	0.31
(1,2267)	1:B:184:LEU:HD12	1:B:205:VAL:HG22	4	0.31
(1,2267)	1:B:184:LEU:HD12	1:B:205:VAL:HG23	4	0.31
(1,2267)	1:B:184:LEU:HD13	1:B:205:VAL:HG21	4	0.31
(1,2267)	1:B:184:LEU:HD13	1:B:205:VAL:HG22	4	0.31
(1,2267)	1:B:184:LEU:HD13	1:B:205:VAL:HG23	4	0.31
(1,2267)	1:B:184:LEU:HD21	1:B:205:VAL:HG21	4	0.31
(1,2267)	1:B:184:LEU:HD21	1:B:205:VAL:HG22	4	0.31

*Continued on next page...*

*Continued from previous page...*

Key	Atom-1	Atom-2	Model ID	Violation (Å)
(1,2267)	1:B:184:LEU:HD21	1:B:205:VAL:HG23	4	0.31
(1,2267)	1:B:184:LEU:HD22	1:B:205:VAL:HG21	4	0.31
(1,2267)	1:B:184:LEU:HD22	1:B:205:VAL:HG22	4	0.31
(1,2267)	1:B:184:LEU:HD22	1:B:205:VAL:HG23	4	0.31
(1,2267)	1:B:184:LEU:HD23	1:B:205:VAL:HG21	4	0.31
(1,2267)	1:B:184:LEU:HD23	1:B:205:VAL:HG22	4	0.31
(1,2267)	1:B:184:LEU:HD23	1:B:205:VAL:HG23	4	0.31
(1,2175)	1:B:170:ARG:H	1:B:170:ARG:HG2	7	0.31
(1,2172)	1:B:169:LEU:H	1:B:169:LEU:HG	6	0.31
(1,2160)	1:B:166:ILE:HD11	1:B:107:LEU:HB2	1	0.31
(1,2160)	1:B:166:ILE:HD11	1:B:107:LEU:HB3	1	0.31
(1,2160)	1:B:166:ILE:HD12	1:B:107:LEU:HB2	1	0.31
(1,2160)	1:B:166:ILE:HD12	1:B:107:LEU:HB3	1	0.31
(1,2160)	1:B:166:ILE:HD13	1:B:107:LEU:HB2	1	0.31
(1,2160)	1:B:166:ILE:HD13	1:B:107:LEU:HB3	1	0.31
(1,2146)	1:B:165:THR:HA	1:B:169:LEU:H	6	0.31
(1,2146)	1:B:165:THR:HA	1:B:169:LEU:H	12	0.31
(1,2071)	1:B:156:ALA:HB1	1:B:118:MET:HB2	4	0.31
(1,2071)	1:B:156:ALA:HB1	1:B:118:MET:HB3	4	0.31
(1,2071)	1:B:156:ALA:HB2	1:B:118:MET:HB2	4	0.31
(1,2071)	1:B:156:ALA:HB2	1:B:118:MET:HB3	4	0.31
(1,2071)	1:B:156:ALA:HB3	1:B:118:MET:HB2	4	0.31
(1,2071)	1:B:156:ALA:HB3	1:B:118:MET:HB3	4	0.31
(1,2041)	1:B:153:GLY:HA2	1:B:154:ILE:H	12	0.31
(1,2041)	1:B:153:GLY:HA3	1:B:154:ILE:H	12	0.31
(1,1833)	1:B:111:ILE:H	1:B:111:ILE:HD11	11	0.31
(1,1833)	1:B:111:ILE:H	1:B:111:ILE:HD12	11	0.31
(1,1833)	1:B:111:ILE:H	1:B:111:ILE:HD13	11	0.31
(1,1785)	1:B:104:VAL:HG11	1:B:170:ARG:HD2	15	0.31
(1,1785)	1:B:104:VAL:HG11	1:B:170:ARG:HD3	15	0.31
(1,1785)	1:B:104:VAL:HG12	1:B:170:ARG:HD2	15	0.31
(1,1785)	1:B:104:VAL:HG12	1:B:170:ARG:HD3	15	0.31
(1,1785)	1:B:104:VAL:HG13	1:B:170:ARG:HD2	15	0.31
(1,1785)	1:B:104:VAL:HG13	1:B:170:ARG:HD3	15	0.31
(1,1783)	1:B:104:VAL:HG21	1:B:170:ARG:HE	11	0.31
(1,1783)	1:B:104:VAL:HG22	1:B:170:ARG:HE	11	0.31
(1,1783)	1:B:104:VAL:HG23	1:B:170:ARG:HE	11	0.31
(1,176)	1:A:37:PHE:H	1:A:35:LEU:HD11	7	0.31
(1,176)	1:A:37:PHE:H	1:A:35:LEU:HD12	7	0.31
(1,176)	1:A:37:PHE:H	1:A:35:LEU:HD13	7	0.31
(1,1750)	1:B:94:THR:HA	1:B:95:ASP:H	1	0.31
(1,1741)	1:B:90:SER:H	1:B:90:SER:HB2	8	0.31

*Continued on next page...*

*Continued from previous page...*

Key	Atom-1	Atom-2	Model ID	Violation (Å)
(1,1721)	1:B:83:GLY:HA2	1:B:84:SER:H	1	0.31
(1,1721)	1:B:83:GLY:HA2	1:B:84:SER:H	10	0.31
(1,1711)	1:B:81:LEU:HG	1:B:82:GLU:H	2	0.31
(1,1679)	1:B:78:LEU:H	1:B:77:GLN:HB2	13	0.31
(1,1654)	1:B:75:GLU:H	1:B:76:GLU:H	7	0.31
(1,1654)	1:B:75:GLU:H	1:B:76:GLU:H	12	0.31
(1,1639)	1:B:73:LEU:H	1:B:74:GLU:H	3	0.31
(1,1613)	1:B:70:TYR:H	1:B:71:LEU:H	1	0.31
(1,1596)	1:B:67:GLY:H	1:B:66:LYS:HB2	7	0.31
(1,1589)	1:B:67:GLY:H	1:B:68:VAL:H	3	0.31
(1,1532)	1:B:55:THR:H	1:B:55:THR:HB	2	0.31
(1,1511)	1:B:52:HIS:HB2	1:B:52:HIS:H	3	0.31
(1,1488)	1:B:45:ILE:HG12	1:B:46:SER:H	2	0.31
(1,1486)	1:B:45:ILE:H	1:B:46:SER:H	14	0.31
(1,1469)	1:B:42:ASN:H	1:B:42:ASN:HB2	15	0.31
(1,1448)	1:B:40:ASN:H	1:B:40:ASN:HB3	13	0.31
(1,144)	1:A:32:LYS:H	1:A:33:GLN:H	5	0.31
(1,1416)	1:B:36:GLY:H	1:B:35:LEU:H	15	0.31
(1,1388)	1:B:32:LYS:H	1:B:33:GLN:H	5	0.31
(1,1375)	1:B:31:LEU:H	1:B:31:LEU:HG	12	0.31
(1,137)	1:A:32:LYS:H	1:A:31:LEU:H	14	0.31
(1,1304)	1:B:15:ASN:H	1:B:14:ALA:HB1	5	0.31
(1,1304)	1:B:15:ASN:H	1:B:14:ALA:HB2	5	0.31
(1,1304)	1:B:15:ASN:H	1:B:14:ALA:HB3	5	0.31
(1,1283)	1:B:11:THR:HG21	1:B:12:ASP:H	3	0.31
(1,1283)	1:B:11:THR:HG22	1:B:12:ASP:H	3	0.31
(1,1283)	1:B:11:THR:HG23	1:B:12:ASP:H	3	0.31
(1,1281)	1:B:11:THR:H	1:B:12:ASP:H	12	0.31
(1,1279)	1:B:11:THR:H	1:B:11:THR:HB	3	0.31
(1,1270)	1:B:9:THR:H	1:B:8:LYS:HD2	13	0.31
(1,127)	1:A:30:SER:H	1:A:30:SER:HB3	8	0.31
(1,1255)	1:B:6:GLY:H	1:B:5:PHE:H	4	0.31
(1,1255)	1:B:6:GLY:H	1:B:5:PHE:H	8	0.31
(1,1247)	1:B:5:PHE:H	1:B:4:LEU:H	6	0.31
(1,1247)	1:B:5:PHE:H	1:B:4:LEU:H	11	0.31
(1,124)	1:A:29:LEU:HB2	1:A:30:SER:H	8	0.31
(1,1215)	1:A:211:VAL:HG21	1:A:170:ARG:HG2	6	0.31
(1,1215)	1:A:211:VAL:HG21	1:A:170:ARG:HG3	6	0.31
(1,1215)	1:A:211:VAL:HG22	1:A:170:ARG:HG2	6	0.31
(1,1215)	1:A:211:VAL:HG22	1:A:170:ARG:HG3	6	0.31
(1,1215)	1:A:211:VAL:HG23	1:A:170:ARG:HG2	6	0.31
(1,1215)	1:A:211:VAL:HG23	1:A:170:ARG:HG3	6	0.31

*Continued on next page...*

*Continued from previous page...*

Key	Atom-1	Atom-2	Model ID	Violation (Å)
(1,113)	1:A:27:LYS:HD2	1:A:28:GLU:H	1	0.31
(1,113)	1:A:27:LYS:HD2	1:A:28:GLU:H	9	0.31
(1,1119)	1:A:198:MET:HE1	1:A:199:GLY:H	4	0.31
(1,1119)	1:A:198:MET:HE2	1:A:199:GLY:H	4	0.31
(1,1119)	1:A:198:MET:HE3	1:A:199:GLY:H	4	0.31
(1,1105)	1:A:195:LEU:H	1:A:195:LEU:HD11	5	0.31
(1,1105)	1:A:195:LEU:H	1:A:195:LEU:HD12	5	0.31
(1,1105)	1:A:195:LEU:H	1:A:195:LEU:HD13	5	0.31
(1,1100)	1:A:194:GLY:H	1:A:194:GLY:HA3	10	0.31
(1,11)	1:A:6:GLY:H	1:A:5:PHE:H	15	0.31
(1,1041)	1:A:186:GLY:H	1:A:185:THR:HG1	2	0.31
(1,103)	1:A:25:LYS:H	1:A:25:LYS:HD2	12	0.31
(1,1021)	1:A:184:LEU:H	1:A:184:LEU:HG	3	0.31
(1,1010)	1:A:183:ALA:H	1:A:183:ALA:HB1	6	0.31
(1,1010)	1:A:183:ALA:H	1:A:183:ALA:HB2	6	0.31
(1,1010)	1:A:183:ALA:H	1:A:183:ALA:HB3	6	0.31
(1,1010)	1:A:183:ALA:H	1:A:183:ALA:HB1	12	0.31
(1,1010)	1:A:183:ALA:H	1:A:183:ALA:HB2	12	0.31
(1,1010)	1:A:183:ALA:H	1:A:183:ALA:HB3	12	0.31
(1,97)	1:A:24:THR:H	1:A:24:THR:HB	4	0.3
(1,939)	1:A:172:LYS:H	1:A:172:LYS:HG2	7	0.3
(1,928)	1:A:169:LEU:H	1:A:169:LEU:HG	4	0.3
(1,921)	1:A:168:ALA:HB1	1:A:211:VAL:HG21	4	0.3
(1,921)	1:A:168:ALA:HB1	1:A:211:VAL:HG22	4	0.3
(1,921)	1:A:168:ALA:HB1	1:A:211:VAL:HG23	4	0.3
(1,921)	1:A:168:ALA:HB2	1:A:211:VAL:HG21	4	0.3
(1,921)	1:A:168:ALA:HB2	1:A:211:VAL:HG22	4	0.3
(1,921)	1:A:168:ALA:HB2	1:A:211:VAL:HG23	4	0.3
(1,921)	1:A:168:ALA:HB3	1:A:211:VAL:HG21	4	0.3
(1,921)	1:A:168:ALA:HB3	1:A:211:VAL:HG22	4	0.3
(1,921)	1:A:168:ALA:HB3	1:A:211:VAL:HG23	4	0.3
(1,92)	1:A:22:ASP:H	1:A:23:THR:H	1	0.3
(1,902)	1:A:165:THR:HA	1:A:169:LEU:H	2	0.3
(1,902)	1:A:165:THR:HA	1:A:169:LEU:H	9	0.3
(1,841)	1:A:157:LEU:HD11	1:A:204:MET:HG2	10	0.3
(1,841)	1:A:157:LEU:HD11	1:A:204:MET:HG3	10	0.3
(1,841)	1:A:157:LEU:HD12	1:A:204:MET:HG2	10	0.3
(1,841)	1:A:157:LEU:HD12	1:A:204:MET:HG3	10	0.3
(1,841)	1:A:157:LEU:HD13	1:A:204:MET:HG2	10	0.3
(1,841)	1:A:157:LEU:HD13	1:A:204:MET:HG3	10	0.3
(1,841)	1:A:157:LEU:HD21	1:A:204:MET:HG2	10	0.3
(1,841)	1:A:157:LEU:HD21	1:A:204:MET:HG3	10	0.3

*Continued on next page...*



*Continued from previous page...*

Key	Atom-1	Atom-2	Model ID	Violation (Å)
(1,841)	1:A:157:LEU:HD22	1:A:204:MET:HG2	10	0.3
(1,841)	1:A:157:LEU:HD22	1:A:204:MET:HG3	10	0.3
(1,841)	1:A:157:LEU:HD23	1:A:204:MET:HG2	10	0.3
(1,841)	1:A:157:LEU:HD23	1:A:204:MET:HG3	10	0.3
(1,770)	1:A:149:GLY:H	1:A:149:GLY:HA3	6	0.3
(1,623)	1:A:116:GLY:HA2	1:A:117:MET:H	12	0.3
(1,623)	1:A:116:GLY:HA3	1:A:117:MET:H	12	0.3
(1,611)	1:A:114:PHE:HB3	1:A:115:SER:H	4	0.3
(1,611)	1:A:114:PHE:HB3	1:A:115:SER:H	9	0.3
(1,611)	1:A:114:PHE:HB3	1:A:115:SER:H	14	0.3
(1,60)	1:A:15:ASN:H	1:A:14:ALA:HB1	4	0.3
(1,60)	1:A:15:ASN:H	1:A:14:ALA:HB2	4	0.3
(1,60)	1:A:15:ASN:H	1:A:14:ALA:HB3	4	0.3
(1,60)	1:A:15:ASN:H	1:A:14:ALA:HB1	6	0.3
(1,60)	1:A:15:ASN:H	1:A:14:ALA:HB2	6	0.3
(1,60)	1:A:15:ASN:H	1:A:14:ALA:HB3	6	0.3
(1,60)	1:A:15:ASN:H	1:A:14:ALA:HB1	8	0.3
(1,60)	1:A:15:ASN:H	1:A:14:ALA:HB2	8	0.3
(1,60)	1:A:15:ASN:H	1:A:14:ALA:HB3	8	0.3
(1,60)	1:A:15:ASN:H	1:A:14:ALA:HB1	12	0.3
(1,60)	1:A:15:ASN:H	1:A:14:ALA:HB2	12	0.3
(1,60)	1:A:15:ASN:H	1:A:14:ALA:HB3	12	0.3
(1,552)	1:A:106:LEU:H	1:A:105:TYR:H	1	0.3
(1,552)	1:A:106:LEU:H	1:A:105:TYR:H	7	0.3
(1,552)	1:A:106:LEU:H	1:A:105:TYR:H	11	0.3
(1,552)	1:A:106:LEU:H	1:A:105:TYR:H	13	0.3
(1,552)	1:A:106:LEU:H	1:A:105:TYR:H	14	0.3
(1,541)	1:A:104:VAL:HG11	1:A:170:ARG:HD2	4	0.3
(1,541)	1:A:104:VAL:HG11	1:A:170:ARG:HD3	4	0.3
(1,541)	1:A:104:VAL:HG12	1:A:170:ARG:HD2	4	0.3
(1,541)	1:A:104:VAL:HG12	1:A:170:ARG:HD3	4	0.3
(1,541)	1:A:104:VAL:HG13	1:A:170:ARG:HD2	4	0.3
(1,541)	1:A:104:VAL:HG13	1:A:170:ARG:HD3	4	0.3
(1,497)	1:A:90:SER:H	1:A:90:SER:HB2	11	0.3
(1,488)	1:A:87:LEU:HA	1:A:88:ILE:H	4	0.3
(1,484)	1:A:87:LEU:H	1:A:87:LEU:HB2	8	0.3
(1,453)	1:A:80:SER:H	1:A:77:GLN:HB2	3	0.3
(1,410)	1:A:75:GLU:H	1:A:76:GLU:H	6	0.3
(1,410)	1:A:75:GLU:H	1:A:76:GLU:H	9	0.3
(1,40)	1:A:12:ASP:H	1:A:11:THR:HB	5	0.3
(1,395)	1:A:73:LEU:H	1:A:74:GLU:H	13	0.3
(1,336)	1:A:66:LYS:H	1:A:67:GLY:H	7	0.3

*Continued on next page...*

*Continued from previous page...*

Key	Atom-1	Atom-2	Model ID	Violation (Å)
(1,312)	1:A:58:LEU:H	1:A:59:HIS:H	7	0.3
(1,274)	1:A:53:VAL:H	1:A:53:VAL:HB	4	0.3
(1,274)	1:A:53:VAL:H	1:A:53:VAL:HB	13	0.3
(1,264)	1:A:51:MET:HB2	1:A:52:HIS:H	6	0.3
(1,2555)	1:B:70:TYR:H	1:A:71:LEU:HG	3	0.3
(1,255)	1:A:49:GLY:H	1:A:48:PRO:HB2	1	0.3
(1,2534)	1:A:93:TRP:HE1	1:B:175:THR:HG21	12	0.3
(1,2534)	1:A:93:TRP:HE1	1:B:175:THR:HG22	12	0.3
(1,2534)	1:A:93:TRP:HE1	1:B:175:THR:HG23	12	0.3
(1,2529)	1:A:78:LEU:H	1:B:78:LEU:HD21	12	0.3
(1,2529)	1:A:78:LEU:H	1:B:78:LEU:HD22	12	0.3
(1,2529)	1:A:78:LEU:H	1:B:78:LEU:HD23	12	0.3
(1,2512)	1:A:67:GLY:H	1:B:66:LYS:HB2	6	0.3
(1,2512)	1:A:67:GLY:H	1:B:66:LYS:HB3	6	0.3
(1,2500)	2:C:14:ALA:H	2:C:15:THR:H	4	0.3
(1,242)	1:A:45:ILE:H	1:A:46:SER:H	8	0.3
(1,2346)	1:B:195:LEU:H	1:B:195:LEU:HG	5	0.3
(1,2341)	1:B:193:LYS:H	1:B:193:LYS:HB3	8	0.3
(1,2293)	1:B:187:ALA:HB1	1:B:188:LEU:H	7	0.3
(1,2293)	1:B:187:ALA:HB2	1:B:188:LEU:H	7	0.3
(1,2293)	1:B:187:ALA:HB3	1:B:188:LEU:H	7	0.3
(1,2291)	1:B:187:ALA:H	1:B:187:ALA:HB1	13	0.3
(1,2291)	1:B:187:ALA:H	1:B:187:ALA:HB2	13	0.3
(1,2291)	1:B:187:ALA:H	1:B:187:ALA:HB3	13	0.3
(1,2278)	1:B:185:THR:H	1:B:185:THR:HB	8	0.3
(1,2265)	1:B:184:LEU:H	1:B:184:LEU:HG	4	0.3
(1,2254)	1:B:183:ALA:H	1:B:183:ALA:HB1	15	0.3
(1,2254)	1:B:183:ALA:H	1:B:183:ALA:HB2	15	0.3
(1,2254)	1:B:183:ALA:H	1:B:183:ALA:HB3	15	0.3
(1,2197)	1:B:175:THR:HG21	1:B:212:TRP:HE1	13	0.3
(1,2197)	1:B:175:THR:HG22	1:B:212:TRP:HE1	13	0.3
(1,2197)	1:B:175:THR:HG23	1:B:212:TRP:HE1	13	0.3
(1,2159)	1:B:166:ILE:HD11	1:B:107:LEU:HG	9	0.3
(1,2159)	1:B:166:ILE:HD12	1:B:107:LEU:HG	9	0.3
(1,2159)	1:B:166:ILE:HD13	1:B:107:LEU:HG	9	0.3
(1,2101)	1:B:159:TYR:H	1:B:159:TYR:HB3	12	0.3
(1,1935)	1:B:127:ASN:H	1:B:127:ASN:HB2	1	0.3
(1,1895)	1:B:118:MET:HE1	1:B:159:TYR:HB2	2	0.3
(1,1895)	1:B:118:MET:HE1	1:B:159:TYR:HB3	2	0.3
(1,1895)	1:B:118:MET:HE2	1:B:159:TYR:HB2	2	0.3
(1,1895)	1:B:118:MET:HE2	1:B:159:TYR:HB3	2	0.3
(1,1895)	1:B:118:MET:HE3	1:B:159:TYR:HB2	2	0.3

*Continued on next page...*

*Continued from previous page...*

Key	Atom-1	Atom-2	Model ID	Violation (Å)
(1,1895)	1:B:118:MET:HE3	1:B:159:TYR:HB3	2	0.3
(1,1879)	1:B:117:MET:H	1:B:117:MET:HE1	13	0.3
(1,1879)	1:B:117:MET:H	1:B:117:MET:HE2	13	0.3
(1,1879)	1:B:117:MET:H	1:B:117:MET:HE3	13	0.3
(1,1867)	1:B:116:GLY:HA2	1:B:117:MET:H	4	0.3
(1,1867)	1:B:116:GLY:HA3	1:B:117:MET:H	4	0.3
(1,186)	1:A:37:PHE:H	1:A:37:PHE:HB3	9	0.3
(1,1833)	1:B:111:ILE:H	1:B:111:ILE:HD11	1	0.3
(1,1833)	1:B:111:ILE:H	1:B:111:ILE:HD12	1	0.3
(1,1833)	1:B:111:ILE:H	1:B:111:ILE:HD13	1	0.3
(1,1799)	1:B:106:LEU:H	1:B:106:LEU:HG	5	0.3
(1,1799)	1:B:106:LEU:H	1:B:106:LEU:HG	9	0.3
(1,1796)	1:B:106:LEU:H	1:B:105:TYR:H	3	0.3
(1,1796)	1:B:106:LEU:H	1:B:105:TYR:H	11	0.3
(1,1796)	1:B:106:LEU:H	1:B:105:TYR:H	14	0.3
(1,1785)	1:B:104:VAL:HG11	1:B:170:ARG:HD2	5	0.3
(1,1785)	1:B:104:VAL:HG11	1:B:170:ARG:HD3	5	0.3
(1,1785)	1:B:104:VAL:HG12	1:B:170:ARG:HD2	5	0.3
(1,1785)	1:B:104:VAL:HG12	1:B:170:ARG:HD3	5	0.3
(1,1785)	1:B:104:VAL:HG13	1:B:170:ARG:HD2	5	0.3
(1,1785)	1:B:104:VAL:HG13	1:B:170:ARG:HD3	5	0.3
(1,1758)	1:B:96:ASP:H	1:B:96:ASP:HB2	7	0.3
(1,1740)	1:B:90:SER:H	1:B:89:PRO:HB2	6	0.3
(1,172)	1:A:36:GLY:H	1:A:35:LEU:H	6	0.3
(1,172)	1:A:36:GLY:H	1:A:35:LEU:H	9	0.3
(1,1713)	1:B:81:LEU:H	1:B:82:GLU:H	4	0.3
(1,1713)	1:B:81:LEU:H	1:B:82:GLU:H	5	0.3
(1,1713)	1:B:81:LEU:H	1:B:82:GLU:H	15	0.3
(1,1700)	1:B:80:SER:H	1:B:79:SER:HB2	1	0.3
(1,1697)	1:B:80:SER:H	1:B:77:GLN:HB2	9	0.3
(1,1672)	1:B:77:GLN:H	1:B:77:GLN:HB2	2	0.3
(1,1654)	1:B:75:GLU:H	1:B:76:GLU:H	1	0.3
(1,1631)	1:B:71:LEU:HB2	1:B:72:ASP:H	10	0.3
(1,1613)	1:B:70:TYR:H	1:B:71:LEU:H	9	0.3
(1,1596)	1:B:67:GLY:H	1:B:66:LYS:HB2	11	0.3
(1,1580)	1:B:66:LYS:H	1:B:67:GLY:H	5	0.3
(1,1571)	1:B:65:ASP:H	1:B:66:LYS:H	5	0.3
(1,1571)	1:B:65:ASP:H	1:B:66:LYS:H	12	0.3
(1,1523)	1:B:53:VAL:HG11	1:B:56:ALA:H	7	0.3
(1,1523)	1:B:53:VAL:HG12	1:B:56:ALA:H	7	0.3
(1,1523)	1:B:53:VAL:HG13	1:B:56:ALA:H	7	0.3
(1,1511)	1:B:52:HIS:HB2	1:B:52:HIS:H	14	0.3

*Continued on next page...*

*Continued from previous page...*

Key	Atom-1	Atom-2	Model ID	Violation (Å)
(1,1457)	1:B:41:ILE:H	1:B:41:ILE:HB	14	0.3
(1,144)	1:A:32:LYS:H	1:A:33:GLN:H	4	0.3
(1,1430)	1:B:37:PHE:H	1:B:37:PHE:HB3	5	0.3
(1,1416)	1:B:36:GLY:H	1:B:35:LEU:H	13	0.3
(1,1329)	1:B:21:GLN:H	1:B:21:GLN:HB2	15	0.3
(1,1319)	1:B:18:VAL:H	1:B:17:ALA:HB1	6	0.3
(1,1319)	1:B:18:VAL:H	1:B:17:ALA:HB2	6	0.3
(1,1319)	1:B:18:VAL:H	1:B:17:ALA:HB3	6	0.3
(1,1311)	1:B:15:ASN:HB2	1:B:16:ALA:H	1	0.3
(1,131)	1:A:31:LEU:H	1:A:31:LEU:HG	10	0.3
(1,1304)	1:B:15:ASN:H	1:B:14:ALA:HB1	12	0.3
(1,1304)	1:B:15:ASN:H	1:B:14:ALA:HB2	12	0.3
(1,1304)	1:B:15:ASN:H	1:B:14:ALA:HB3	12	0.3
(1,1294)	1:B:13:ASP:HB2	1:B:14:ALA:H	7	0.3
(1,1247)	1:B:5:PHE:H	1:B:4:LEU:H	2	0.3
(1,1247)	1:B:5:PHE:H	1:B:4:LEU:H	5	0.3
(1,1164)	1:A:204:MET:HE1	1:A:160:ASN:HD21	9	0.3
(1,1164)	1:A:204:MET:HE1	1:A:160:ASN:HD22	9	0.3
(1,1164)	1:A:204:MET:HE2	1:A:160:ASN:HD21	9	0.3
(1,1164)	1:A:204:MET:HE2	1:A:160:ASN:HD22	9	0.3
(1,1164)	1:A:204:MET:HE3	1:A:160:ASN:HD21	9	0.3
(1,1164)	1:A:204:MET:HE3	1:A:160:ASN:HD22	9	0.3
(1,1109)	1:A:196:LYS:H	1:A:196:LYS:HG2	10	0.3
(1,1105)	1:A:195:LEU:H	1:A:195:LEU:HD11	2	0.3
(1,1105)	1:A:195:LEU:H	1:A:195:LEU:HD12	2	0.3
(1,1105)	1:A:195:LEU:H	1:A:195:LEU:HD13	2	0.3
(1,1100)	1:A:194:GLY:H	1:A:194:GLY:HA3	3	0.3
(1,1096)	1:A:193:LYS:H	1:A:193:LYS:HB2	5	0.3
(1,1086)	1:A:190:LYS:HD2	1:A:191:SER:H	9	0.3
(1,1023)	1:A:184:LEU:HD11	1:A:205:VAL:HG21	8	0.3
(1,1023)	1:A:184:LEU:HD11	1:A:205:VAL:HG22	8	0.3
(1,1023)	1:A:184:LEU:HD11	1:A:205:VAL:HG23	8	0.3
(1,1023)	1:A:184:LEU:HD12	1:A:205:VAL:HG21	8	0.3
(1,1023)	1:A:184:LEU:HD12	1:A:205:VAL:HG22	8	0.3
(1,1023)	1:A:184:LEU:HD12	1:A:205:VAL:HG23	8	0.3
(1,1023)	1:A:184:LEU:HD13	1:A:205:VAL:HG21	8	0.3
(1,1023)	1:A:184:LEU:HD13	1:A:205:VAL:HG22	8	0.3
(1,1023)	1:A:184:LEU:HD13	1:A:205:VAL:HG23	8	0.3
(1,1023)	1:A:184:LEU:HD21	1:A:205:VAL:HG21	8	0.3
(1,1023)	1:A:184:LEU:HD21	1:A:205:VAL:HG22	8	0.3
(1,1023)	1:A:184:LEU:HD21	1:A:205:VAL:HG23	8	0.3
(1,1023)	1:A:184:LEU:HD22	1:A:205:VAL:HG21	8	0.3

*Continued on next page...*

*Continued from previous page...*

Key	Atom-1	Atom-2	Model ID	Violation (Å)
(1,1023)	1:A:184:LEU:HD22	1:A:205:VAL:HG22	8	0.3
(1,1023)	1:A:184:LEU:HD22	1:A:205:VAL:HG23	8	0.3
(1,1023)	1:A:184:LEU:HD23	1:A:205:VAL:HG21	8	0.3
(1,1023)	1:A:184:LEU:HD23	1:A:205:VAL:HG22	8	0.3
(1,1023)	1:A:184:LEU:HD23	1:A:205:VAL:HG23	8	0.3
(1,100)	1:A:24:THR:HB	1:A:25:LYS:H	3	0.3
(1,1)	1:A:4:LEU:HD11	1:A:4:LEU:H	5	0.3
(1,1)	1:A:4:LEU:HD12	1:A:4:LEU:H	5	0.3
(1,1)	1:A:4:LEU:HD13	1:A:4:LEU:H	5	0.3
(2,93)	1:A:152:ALA:H	1:B:182:GLY:H	4	0.29
(1,967)	1:A:178:SER:H	1:A:178:SER:HB2	8	0.29
(1,940)	1:A:172:LYS:HD2	1:A:172:LYS:H	4	0.29
(1,939)	1:A:172:LYS:H	1:A:172:LYS:HG2	4	0.29
(1,911)	1:A:166:ILE:H	1:A:166:ILE:HD11	15	0.29
(1,911)	1:A:166:ILE:H	1:A:166:ILE:HD12	15	0.29
(1,911)	1:A:166:ILE:H	1:A:166:ILE:HD13	15	0.29
(1,902)	1:A:165:THR:HA	1:A:169:LEU:H	12	0.29
(1,902)	1:A:165:THR:HA	1:A:169:LEU:H	14	0.29
(1,88)	1:A:21:GLN:HA	1:A:22:ASP:H	4	0.29
(1,857)	1:A:159:TYR:H	1:A:159:TYR:HB3	14	0.29
(1,79)	1:A:19:GLY:H	1:A:18:VAL:HA	7	0.29
(1,772)	1:A:149:GLY:HA3	1:A:150:ASN:H	1	0.29
(1,749)	1:A:140:HIS:H	1:A:140:HIS:HB2	9	0.29
(1,695)	1:A:130:GLY:H	1:A:130:GLY:HA2	7	0.29
(1,669)	1:A:121:LEU:H	1:A:121:LEU:HB2	15	0.29
(1,647)	1:A:118:MET:HE1	1:A:155:LEU:HD21	10	0.29
(1,647)	1:A:118:MET:HE1	1:A:155:LEU:HD22	10	0.29
(1,647)	1:A:118:MET:HE1	1:A:155:LEU:HD23	10	0.29
(1,647)	1:A:118:MET:HE2	1:A:155:LEU:HD21	10	0.29
(1,647)	1:A:118:MET:HE2	1:A:155:LEU:HD22	10	0.29
(1,647)	1:A:118:MET:HE2	1:A:155:LEU:HD23	10	0.29
(1,647)	1:A:118:MET:HE3	1:A:155:LEU:HD21	10	0.29
(1,647)	1:A:118:MET:HE3	1:A:155:LEU:HD22	10	0.29
(1,647)	1:A:118:MET:HE3	1:A:155:LEU:HD23	10	0.29
(1,623)	1:A:116:GLY:HA2	1:A:117:MET:H	9	0.29
(1,623)	1:A:116:GLY:HA3	1:A:117:MET:H	9	0.29
(1,552)	1:A:106:LEU:H	1:A:105:TYR:H	3	0.29
(1,517)	1:A:96:ASP:H	1:A:97:LEU:HD11	10	0.29
(1,517)	1:A:96:ASP:H	1:A:97:LEU:HD12	10	0.29
(1,517)	1:A:96:ASP:H	1:A:97:LEU:HD13	10	0.29
(1,501)	1:A:90:SER:H	1:A:91:ARG:H	4	0.29
(1,501)	1:A:90:SER:H	1:A:91:ARG:H	10	0.29

*Continued on next page...*

*Continued from previous page...*

Key	Atom-1	Atom-2	Model ID	Violation (Å)
(1,477)	1:A:83:GLY:HA2	1:A:84:SER:H	1	0.29
(1,454)	1:A:80:SER:H	1:A:78:LEU:HB2	12	0.29
(1,428)	1:A:77:GLN:H	1:A:77:GLN:HB2	10	0.29
(1,410)	1:A:75:GLU:H	1:A:76:GLU:H	2	0.29
(1,410)	1:A:75:GLU:H	1:A:76:GLU:H	11	0.29
(1,395)	1:A:73:LEU:H	1:A:74:GLU:H	10	0.29
(1,387)	1:A:71:LEU:HB2	1:A:72:ASP:H	15	0.29
(1,355)	1:A:68:VAL:H	1:A:69:GLU:H	6	0.29
(1,336)	1:A:66:LYS:H	1:A:67:GLY:H	3	0.29
(1,327)	1:A:65:ASP:H	1:A:66:LYS:H	14	0.29
(1,316)	1:A:63:GLY:H	1:A:62:ALA:HB1	9	0.29
(1,316)	1:A:63:GLY:H	1:A:62:ALA:HB2	9	0.29
(1,316)	1:A:63:GLY:H	1:A:62:ALA:HB3	9	0.29
(1,297)	1:A:57:ARG:H	1:A:56:ALA:HB1	8	0.29
(1,297)	1:A:57:ARG:H	1:A:56:ALA:HB2	8	0.29
(1,297)	1:A:57:ARG:H	1:A:56:ALA:HB3	8	0.29
(1,278)	1:A:53:VAL:HA	1:A:54:ASP:H	8	0.29
(1,278)	1:A:53:VAL:HA	1:A:54:ASP:H	11	0.29
(1,278)	1:A:53:VAL:HA	1:A:54:ASP:H	12	0.29
(1,258)	1:A:50:GLY:H	1:A:49:GLY:HA2	9	0.29
(1,2529)	1:A:78:LEU:H	1:B:78:LEU:HD21	11	0.29
(1,2529)	1:A:78:LEU:H	1:B:78:LEU:HD22	11	0.29
(1,2529)	1:A:78:LEU:H	1:B:78:LEU:HD23	11	0.29
(1,2499)	2:C:11:PHE:H	2:C:12:LYS:H	8	0.29
(1,2366)	1:B:198:MET:HE1	1:B:190:LYS:HG2	2	0.29
(1,2366)	1:B:198:MET:HE1	1:B:190:LYS:HG3	2	0.29
(1,2366)	1:B:198:MET:HE2	1:B:190:LYS:HG2	2	0.29
(1,2366)	1:B:198:MET:HE2	1:B:190:LYS:HG3	2	0.29
(1,2366)	1:B:198:MET:HE3	1:B:190:LYS:HG2	2	0.29
(1,2366)	1:B:198:MET:HE3	1:B:190:LYS:HG3	2	0.29
(1,2346)	1:B:195:LEU:H	1:B:195:LEU:HG	2	0.29
(1,2311)	1:B:188:LEU:HD21	1:B:190:LYS:H	6	0.29
(1,2311)	1:B:188:LEU:HD22	1:B:190:LYS:H	6	0.29
(1,2311)	1:B:188:LEU:HD23	1:B:190:LYS:H	6	0.29
(1,2291)	1:B:187:ALA:H	1:B:187:ALA:HB1	1	0.29
(1,2291)	1:B:187:ALA:H	1:B:187:ALA:HB2	1	0.29
(1,2291)	1:B:187:ALA:H	1:B:187:ALA:HB3	1	0.29
(1,2291)	1:B:187:ALA:H	1:B:187:ALA:HB1	5	0.29
(1,2291)	1:B:187:ALA:H	1:B:187:ALA:HB2	5	0.29
(1,2291)	1:B:187:ALA:H	1:B:187:ALA:HB3	5	0.29
(1,2254)	1:B:183:ALA:H	1:B:183:ALA:HB1	2	0.29
(1,2254)	1:B:183:ALA:H	1:B:183:ALA:HB2	2	0.29

*Continued on next page...*



*Continued from previous page...*

Key	Atom-1	Atom-2	Model ID	Violation (Å)
(1,2254)	1:B:183:ALA:H	1:B:183:ALA:HB3	2	0.29
(1,2183)	1:B:172:LYS:H	1:B:172:LYS:HG2	3	0.29
(1,2165)	1:B:168:ALA:HB1	1:B:211:VAL:HG21	8	0.29
(1,2165)	1:B:168:ALA:HB1	1:B:211:VAL:HG22	8	0.29
(1,2165)	1:B:168:ALA:HB1	1:B:211:VAL:HG23	8	0.29
(1,2165)	1:B:168:ALA:HB2	1:B:211:VAL:HG21	8	0.29
(1,2165)	1:B:168:ALA:HB2	1:B:211:VAL:HG22	8	0.29
(1,2165)	1:B:168:ALA:HB2	1:B:211:VAL:HG23	8	0.29
(1,2165)	1:B:168:ALA:HB3	1:B:211:VAL:HG21	8	0.29
(1,2165)	1:B:168:ALA:HB3	1:B:211:VAL:HG22	8	0.29
(1,2165)	1:B:168:ALA:HB3	1:B:211:VAL:HG23	8	0.29
(1,2146)	1:B:165:THR:HA	1:B:169:LEU:H	1	0.29
(1,2146)	1:B:165:THR:HA	1:B:169:LEU:H	3	0.29
(1,2146)	1:B:165:THR:HA	1:B:169:LEU:H	7	0.29
(1,2146)	1:B:165:THR:HA	1:B:169:LEU:H	9	0.29
(1,2)	1:A:5:PHE:H	1:A:4:LEU:HD11	2	0.29
(1,2)	1:A:5:PHE:H	1:A:4:LEU:HD12	2	0.29
(1,2)	1:A:5:PHE:H	1:A:4:LEU:HD13	2	0.29
(1,1999)	1:B:141:ILE:HG21	1:B:142:THR:H	13	0.29
(1,1999)	1:B:141:ILE:HG22	1:B:142:THR:H	13	0.29
(1,1999)	1:B:141:ILE:HG23	1:B:142:THR:H	13	0.29
(1,1913)	1:B:121:LEU:H	1:B:121:LEU:HB2	1	0.29
(1,1867)	1:B:116:GLY:HA2	1:B:117:MET:H	13	0.29
(1,1867)	1:B:116:GLY:HA3	1:B:117:MET:H	13	0.29
(1,186)	1:A:37:PHE:H	1:A:37:PHE:HB3	11	0.29
(1,1855)	1:B:114:PHE:HB3	1:B:115:SER:H	14	0.29
(1,1840)	1:B:111:ILE:HD11	1:B:163:ASN:HB2	12	0.29
(1,1840)	1:B:111:ILE:HD11	1:B:163:ASN:HB3	12	0.29
(1,1840)	1:B:111:ILE:HD12	1:B:163:ASN:HB2	12	0.29
(1,1840)	1:B:111:ILE:HD12	1:B:163:ASN:HB3	12	0.29
(1,1840)	1:B:111:ILE:HD13	1:B:163:ASN:HB2	12	0.29
(1,1840)	1:B:111:ILE:HD13	1:B:163:ASN:HB3	12	0.29
(1,1838)	1:B:111:ILE:HG21	1:B:112:GLY:H	10	0.29
(1,1838)	1:B:111:ILE:HG22	1:B:112:GLY:H	10	0.29
(1,1838)	1:B:111:ILE:HG23	1:B:112:GLY:H	10	0.29
(1,1809)	1:B:107:LEU:HD11	1:B:166:ILE:HB	12	0.29
(1,1809)	1:B:107:LEU:HD12	1:B:166:ILE:HB	12	0.29
(1,1809)	1:B:107:LEU:HD13	1:B:166:ILE:HB	12	0.29
(1,1796)	1:B:106:LEU:H	1:B:105:TYR:H	9	0.29
(1,1785)	1:B:104:VAL:HG11	1:B:170:ARG:HD2	9	0.29
(1,1785)	1:B:104:VAL:HG11	1:B:170:ARG:HD3	9	0.29
(1,1785)	1:B:104:VAL:HG12	1:B:170:ARG:HD2	9	0.29

*Continued on next page...*

*Continued from previous page...*

Key	Atom-1	Atom-2	Model ID	Violation (Å)
(1,1785)	1:B:104:VAL:HG12	1:B:170:ARG:HD3	9	0.29
(1,1785)	1:B:104:VAL:HG13	1:B:170:ARG:HD2	9	0.29
(1,1785)	1:B:104:VAL:HG13	1:B:170:ARG:HD3	9	0.29
(1,178)	1:A:37:PHE:H	1:A:35:LEU:HG	7	0.29
(1,1726)	1:B:86:GLY:H	1:B:86:GLY:HA2	10	0.29
(1,1721)	1:B:83:GLY:HA2	1:B:84:SER:H	15	0.29
(1,1713)	1:B:81:LEU:H	1:B:82:GLU:H	1	0.29
(1,1713)	1:B:81:LEU:H	1:B:82:GLU:H	13	0.29
(1,1654)	1:B:75:GLU:H	1:B:76:GLU:H	14	0.29
(1,1631)	1:B:71:LEU:HB2	1:B:72:ASP:H	9	0.29
(1,1613)	1:B:70:TYR:H	1:B:71:LEU:H	3	0.29
(1,1613)	1:B:70:TYR:H	1:B:71:LEU:H	4	0.29
(1,1599)	1:B:68:VAL:H	1:B:69:GLU:H	6	0.29
(1,1599)	1:B:68:VAL:H	1:B:69:GLU:H	13	0.29
(1,1587)	1:B:66:LYS:H	1:B:66:LYS:HG2	9	0.29
(1,1560)	1:B:63:GLY:H	1:B:62:ALA:HB1	11	0.29
(1,1560)	1:B:63:GLY:H	1:B:62:ALA:HB2	11	0.29
(1,1560)	1:B:63:GLY:H	1:B:62:ALA:HB3	11	0.29
(1,1556)	1:B:58:LEU:H	1:B:59:HIS:H	11	0.29
(1,1544)	1:B:57:ARG:H	1:B:57:ARG:HG2	15	0.29
(1,1522)	1:B:53:VAL:HA	1:B:54:ASP:H	3	0.29
(1,1522)	1:B:53:VAL:HA	1:B:54:ASP:H	14	0.29
(1,1486)	1:B:45:ILE:H	1:B:46:SER:H	15	0.29
(1,1483)	1:B:45:ILE:H	1:B:45:ILE:HB	9	0.29
(1,1462)	1:B:41:ILE:HB	1:B:42:ASN:H	11	0.29
(1,1444)	1:B:40:ASN:H	1:B:39:PRO:HG2	15	0.29
(1,144)	1:A:32:LYS:H	1:A:33:GLN:H	10	0.29
(1,144)	1:A:32:LYS:H	1:A:33:GLN:H	15	0.29
(1,1411)	1:B:35:LEU:HB2	1:B:35:LEU:H	14	0.29
(1,1388)	1:B:32:LYS:H	1:B:33:GLN:H	1	0.29
(1,1388)	1:B:32:LYS:H	1:B:33:GLN:H	15	0.29
(1,1374)	1:B:31:LEU:H	1:B:30:SER:H	9	0.29
(1,137)	1:A:32:LYS:H	1:A:31:LEU:H	7	0.29
(1,137)	1:A:32:LYS:H	1:A:31:LEU:H	11	0.29
(1,1322)	1:B:19:GLY:H	1:B:18:VAL:H	11	0.29
(1,1310)	1:B:15:ASN:HB3	1:B:16:ALA:H	8	0.29
(1,1266)	1:B:8:LYS:H	1:B:8:LYS:HB2	10	0.29
(1,119)	1:A:28:GLU:HB2	1:A:29:LEU:H	12	0.29
(1,11)	1:A:6:GLY:H	1:A:5:PHE:H	5	0.29
(1,1089)	1:A:191:SER:H	1:A:191:SER:HB3	13	0.29
(1,1049)	1:A:187:ALA:HB1	1:A:188:LEU:H	2	0.29
(1,1049)	1:A:187:ALA:HB2	1:A:188:LEU:H	2	0.29

*Continued on next page...*

*Continued from previous page...*

Key	Atom-1	Atom-2	Model ID	Violation (Å)
(1,1049)	1:A:187:ALA:HB3	1:A:188:LEU:H	2	0.29
(1,1049)	1:A:187:ALA:HB1	1:A:188:LEU:H	3	0.29
(1,1049)	1:A:187:ALA:HB2	1:A:188:LEU:H	3	0.29
(1,1049)	1:A:187:ALA:HB3	1:A:188:LEU:H	3	0.29
(1,1049)	1:A:187:ALA:HB1	1:A:188:LEU:H	6	0.29
(1,1049)	1:A:187:ALA:HB2	1:A:188:LEU:H	6	0.29
(1,1049)	1:A:187:ALA:HB3	1:A:188:LEU:H	6	0.29
(1,1049)	1:A:187:ALA:HB1	1:A:188:LEU:H	11	0.29
(1,1049)	1:A:187:ALA:HB2	1:A:188:LEU:H	11	0.29
(1,1049)	1:A:187:ALA:HB3	1:A:188:LEU:H	11	0.29
(1,1047)	1:A:187:ALA:H	1:A:187:ALA:HB1	10	0.29
(1,1047)	1:A:187:ALA:H	1:A:187:ALA:HB2	10	0.29
(1,1047)	1:A:187:ALA:H	1:A:187:ALA:HB3	10	0.29
(1,1047)	1:A:187:ALA:H	1:A:187:ALA:HB1	13	0.29
(1,1047)	1:A:187:ALA:H	1:A:187:ALA:HB2	13	0.29
(1,1047)	1:A:187:ALA:H	1:A:187:ALA:HB3	13	0.29
(1,1019)	1:A:184:LEU:H	1:A:184:LEU:HD11	6	0.29
(1,1019)	1:A:184:LEU:H	1:A:184:LEU:HD12	6	0.29
(1,1019)	1:A:184:LEU:H	1:A:184:LEU:HD13	6	0.29
(1,1010)	1:A:183:ALA:H	1:A:183:ALA:HB1	4	0.29
(1,1010)	1:A:183:ALA:H	1:A:183:ALA:HB2	4	0.29
(1,1010)	1:A:183:ALA:H	1:A:183:ALA:HB3	4	0.29
(1,944)	1:A:173:HIS:H	1:A:173:HIS:HA	6	0.28
(1,902)	1:A:165:THR:HA	1:A:169:LEU:H	8	0.28
(1,902)	1:A:165:THR:HA	1:A:169:LEU:H	13	0.28
(1,816)	1:A:155:LEU:H	1:A:155:LEU:HG	10	0.28
(1,797)	1:A:153:GLY:HA2	1:A:154:ILE:H	8	0.28
(1,797)	1:A:153:GLY:HA3	1:A:154:ILE:H	8	0.28
(1,788)	1:A:152:ALA:HB1	1:A:153:GLY:H	3	0.28
(1,788)	1:A:152:ALA:HB2	1:A:153:GLY:H	3	0.28
(1,788)	1:A:152:ALA:HB3	1:A:153:GLY:H	3	0.28
(1,770)	1:A:149:GLY:H	1:A:149:GLY:HA3	13	0.28
(1,74)	1:A:18:VAL:H	1:A:17:ALA:HA	3	0.28
(1,649)	1:A:118:MET:HE1	1:A:155:LEU:H	14	0.28
(1,649)	1:A:118:MET:HE2	1:A:155:LEU:H	14	0.28
(1,649)	1:A:118:MET:HE3	1:A:155:LEU:H	14	0.28
(1,623)	1:A:116:GLY:HA2	1:A:117:MET:H	8	0.28
(1,623)	1:A:116:GLY:HA3	1:A:117:MET:H	8	0.28
(1,623)	1:A:116:GLY:HA2	1:A:117:MET:H	13	0.28
(1,623)	1:A:116:GLY:HA3	1:A:117:MET:H	13	0.28
(1,60)	1:A:15:ASN:H	1:A:14:ALA:HB1	1	0.28
(1,60)	1:A:15:ASN:H	1:A:14:ALA:HB2	1	0.28

*Continued on next page...*

*Continued from previous page...*

Key	Atom-1	Atom-2	Model ID	Violation (Å)
(1,60)	1:A:15:ASN:H	1:A:14:ALA:HB3	1	0.28
(1,552)	1:A:106:LEU:H	1:A:105:TYR:H	10	0.28
(1,492)	1:A:88:ILE:H	1:A:88:ILE:HG21	7	0.28
(1,492)	1:A:88:ILE:H	1:A:88:ILE:HG22	7	0.28
(1,492)	1:A:88:ILE:H	1:A:88:ILE:HG23	7	0.28
(1,469)	1:A:81:LEU:H	1:A:82:GLU:H	12	0.28
(1,446)	1:A:79:SER:H	1:A:78:LEU:HB3	4	0.28
(1,428)	1:A:77:GLN:H	1:A:77:GLN:HB2	13	0.28
(1,410)	1:A:75:GLU:H	1:A:76:GLU:H	12	0.28
(1,360)	1:A:69:GLU:H	1:A:70:TYR:H	5	0.28
(1,355)	1:A:68:VAL:H	1:A:69:GLU:H	9	0.28
(1,336)	1:A:66:LYS:H	1:A:67:GLY:H	4	0.28
(1,327)	1:A:65:ASP:H	1:A:66:LYS:H	12	0.28
(1,316)	1:A:63:GLY:H	1:A:62:ALA:HB1	5	0.28
(1,316)	1:A:63:GLY:H	1:A:62:ALA:HB2	5	0.28
(1,316)	1:A:63:GLY:H	1:A:62:ALA:HB3	5	0.28
(1,312)	1:A:58:LEU:H	1:A:59:HIS:H	9	0.28
(1,3)	1:A:5:PHE:H	1:A:4:LEU:H	1	0.28
(1,284)	1:A:54:ASP:HA	1:A:55:THR:H	2	0.28
(1,278)	1:A:53:VAL:HA	1:A:54:ASP:H	2	0.28
(1,278)	1:A:53:VAL:HA	1:A:54:ASP:H	9	0.28
(1,278)	1:A:53:VAL:HA	1:A:54:ASP:H	15	0.28
(1,265)	1:A:51:MET:HA	1:A:52:HIS:H	14	0.28
(1,2595)	2:C:22:ARG:H	1:A:68:VAL:HG11	10	0.28
(1,2595)	2:C:22:ARG:H	1:A:68:VAL:HG12	10	0.28
(1,2595)	2:C:22:ARG:H	1:A:68:VAL:HG13	10	0.28
(1,2595)	2:C:22:ARG:H	1:B:68:VAL:HG11	10	0.28
(1,2595)	2:C:22:ARG:H	1:B:68:VAL:HG12	10	0.28
(1,2595)	2:C:22:ARG:H	1:B:68:VAL:HG13	10	0.28
(1,2555)	1:B:70:TYR:H	1:A:71:LEU:HG	9	0.28
(1,2534)	1:A:93:TRP:HE1	1:B:175:THR:HG21	13	0.28
(1,2534)	1:A:93:TRP:HE1	1:B:175:THR:HG22	13	0.28
(1,2534)	1:A:93:TRP:HE1	1:B:175:THR:HG23	13	0.28
(1,249)	1:A:46:SER:H	1:A:46:SER:HB2	15	0.28
(1,2483)	1:B:219:LEU:H	1:B:219:LEU:HB2	14	0.28
(1,2408)	1:B:204:MET:HE1	1:B:160:ASN:HD21	11	0.28
(1,2408)	1:B:204:MET:HE1	1:B:160:ASN:HD22	11	0.28
(1,2408)	1:B:204:MET:HE2	1:B:160:ASN:HD21	11	0.28
(1,2408)	1:B:204:MET:HE2	1:B:160:ASN:HD22	11	0.28
(1,2408)	1:B:204:MET:HE3	1:B:160:ASN:HD21	11	0.28
(1,2408)	1:B:204:MET:HE3	1:B:160:ASN:HD22	11	0.28
(1,2372)	1:B:199:GLY:HA2	1:B:200:TYR:H	7	0.28

*Continued on next page...*

*Continued from previous page...*

Key	Atom-1	Atom-2	Model ID	Violation (Å)
(1,2372)	1:B:199:GLY:HA3	1:B:200:TYR:H	7	0.28
(1,2372)	1:B:199:GLY:HA2	1:B:200:TYR:H	13	0.28
(1,2372)	1:B:199:GLY:HA3	1:B:200:TYR:H	13	0.28
(1,2363)	1:B:198:MET:HE1	1:B:199:GLY:H	15	0.28
(1,2363)	1:B:198:MET:HE2	1:B:199:GLY:H	15	0.28
(1,2363)	1:B:198:MET:HE3	1:B:199:GLY:H	15	0.28
(1,2348)	1:B:195:LEU:H	1:B:195:LEU:HB2	2	0.28
(1,2329)	1:B:190:LYS:H	1:B:190:LYS:HD2	5	0.28
(1,2326)	1:B:190:LYS:H	1:B:190:LYS:HE2	11	0.28
(1,2307)	1:B:188:LEU:HD21	1:B:189:PHE:H	1	0.28
(1,2307)	1:B:188:LEU:HD22	1:B:189:PHE:H	1	0.28
(1,2307)	1:B:188:LEU:HD23	1:B:189:PHE:H	1	0.28
(1,2293)	1:B:187:ALA:HB1	1:B:188:LEU:H	3	0.28
(1,2293)	1:B:187:ALA:HB2	1:B:188:LEU:H	3	0.28
(1,2293)	1:B:187:ALA:HB3	1:B:188:LEU:H	3	0.28
(1,2278)	1:B:185:THR:H	1:B:185:THR:HB	5	0.28
(1,2267)	1:B:184:LEU:HD11	1:B:205:VAL:HG21	15	0.28
(1,2267)	1:B:184:LEU:HD11	1:B:205:VAL:HG22	15	0.28
(1,2267)	1:B:184:LEU:HD11	1:B:205:VAL:HG23	15	0.28
(1,2267)	1:B:184:LEU:HD12	1:B:205:VAL:HG21	15	0.28
(1,2267)	1:B:184:LEU:HD12	1:B:205:VAL:HG22	15	0.28
(1,2267)	1:B:184:LEU:HD12	1:B:205:VAL:HG23	15	0.28
(1,2267)	1:B:184:LEU:HD13	1:B:205:VAL:HG21	15	0.28
(1,2267)	1:B:184:LEU:HD13	1:B:205:VAL:HG22	15	0.28
(1,2267)	1:B:184:LEU:HD13	1:B:205:VAL:HG23	15	0.28
(1,2267)	1:B:184:LEU:HD21	1:B:205:VAL:HG21	15	0.28
(1,2267)	1:B:184:LEU:HD21	1:B:205:VAL:HG22	15	0.28
(1,2267)	1:B:184:LEU:HD21	1:B:205:VAL:HG23	15	0.28
(1,2267)	1:B:184:LEU:HD22	1:B:205:VAL:HG21	15	0.28
(1,2267)	1:B:184:LEU:HD22	1:B:205:VAL:HG22	15	0.28
(1,2267)	1:B:184:LEU:HD22	1:B:205:VAL:HG23	15	0.28
(1,2267)	1:B:184:LEU:HD23	1:B:205:VAL:HG21	15	0.28
(1,2267)	1:B:184:LEU:HD23	1:B:205:VAL:HG22	15	0.28
(1,2267)	1:B:184:LEU:HD23	1:B:205:VAL:HG23	15	0.28
(1,225)	1:A:42:ASN:H	1:A:42:ASN:HB2	3	0.28
(1,225)	1:A:42:ASN:H	1:A:42:ASN:HB2	8	0.28
(1,2200)	1:B:176:ALA:HB1	1:B:212:TRP:HE1	10	0.28
(1,2200)	1:B:176:ALA:HB2	1:B:212:TRP:HE1	10	0.28
(1,2200)	1:B:176:ALA:HB3	1:B:212:TRP:HE1	10	0.28
(1,2155)	1:B:166:ILE:H	1:B:166:ILE:HD11	12	0.28
(1,2155)	1:B:166:ILE:H	1:B:166:ILE:HD12	12	0.28
(1,2155)	1:B:166:ILE:H	1:B:166:ILE:HD13	12	0.28

*Continued on next page...*

*Continued from previous page...*

Key	Atom-1	Atom-2	Model ID	Violation (Å)
(1,2146)	1:B:165:THR:HA	1:B:169:LEU:H	2	0.28
(1,2146)	1:B:165:THR:HA	1:B:169:LEU:H	4	0.28
(1,2146)	1:B:165:THR:HA	1:B:169:LEU:H	13	0.28
(1,2146)	1:B:165:THR:HA	1:B:169:LEU:H	14	0.28
(1,2146)	1:B:165:THR:HA	1:B:169:LEU:H	15	0.28
(1,2081)	1:B:157:LEU:HD11	1:B:200:TYR:HD1	4	0.28
(1,2081)	1:B:157:LEU:HD11	1:B:200:TYR:HD2	4	0.28
(1,2081)	1:B:157:LEU:HD12	1:B:200:TYR:HD1	4	0.28
(1,2081)	1:B:157:LEU:HD12	1:B:200:TYR:HD2	4	0.28
(1,2081)	1:B:157:LEU:HD13	1:B:200:TYR:HD1	4	0.28
(1,2081)	1:B:157:LEU:HD13	1:B:200:TYR:HD2	4	0.28
(1,2081)	1:B:157:LEU:HD21	1:B:200:TYR:HD1	4	0.28
(1,2081)	1:B:157:LEU:HD21	1:B:200:TYR:HD2	4	0.28
(1,2081)	1:B:157:LEU:HD22	1:B:200:TYR:HD1	4	0.28
(1,2081)	1:B:157:LEU:HD22	1:B:200:TYR:HD2	4	0.28
(1,2081)	1:B:157:LEU:HD23	1:B:200:TYR:HD1	4	0.28
(1,2081)	1:B:157:LEU:HD23	1:B:200:TYR:HD2	4	0.28
(1,2071)	1:B:156:ALA:HB1	1:B:118:MET:HB2	15	0.28
(1,2071)	1:B:156:ALA:HB1	1:B:118:MET:HB3	15	0.28
(1,2071)	1:B:156:ALA:HB2	1:B:118:MET:HB2	15	0.28
(1,2071)	1:B:156:ALA:HB2	1:B:118:MET:HB3	15	0.28
(1,2071)	1:B:156:ALA:HB3	1:B:118:MET:HB2	15	0.28
(1,2071)	1:B:156:ALA:HB3	1:B:118:MET:HB3	15	0.28
(1,2041)	1:B:153:GLY:HA2	1:B:154:ILE:H	6	0.28
(1,2041)	1:B:153:GLY:HA3	1:B:154:ILE:H	6	0.28
(1,2041)	1:B:153:GLY:HA2	1:B:154:ILE:H	8	0.28
(1,2041)	1:B:153:GLY:HA3	1:B:154:ILE:H	8	0.28
(1,2032)	1:B:152:ALA:HB1	1:B:153:GLY:H	3	0.28
(1,2032)	1:B:152:ALA:HB2	1:B:153:GLY:H	3	0.28
(1,2032)	1:B:152:ALA:HB3	1:B:153:GLY:H	3	0.28
(1,2032)	1:B:152:ALA:HB1	1:B:153:GLY:H	9	0.28
(1,2032)	1:B:152:ALA:HB2	1:B:153:GLY:H	9	0.28
(1,2032)	1:B:152:ALA:HB3	1:B:153:GLY:H	9	0.28
(1,2032)	1:B:152:ALA:HB1	1:B:153:GLY:H	11	0.28
(1,2032)	1:B:152:ALA:HB2	1:B:153:GLY:H	11	0.28
(1,2032)	1:B:152:ALA:HB3	1:B:153:GLY:H	11	0.28
(1,1895)	1:B:118:MET:HE1	1:B:159:TYR:HB2	12	0.28
(1,1895)	1:B:118:MET:HE1	1:B:159:TYR:HB3	12	0.28
(1,1895)	1:B:118:MET:HE2	1:B:159:TYR:HB2	12	0.28
(1,1895)	1:B:118:MET:HE2	1:B:159:TYR:HB3	12	0.28
(1,1895)	1:B:118:MET:HE3	1:B:159:TYR:HB2	12	0.28
(1,1895)	1:B:118:MET:HE3	1:B:159:TYR:HB3	12	0.28

*Continued on next page...*



*Continued from previous page...*

Key	Atom-1	Atom-2	Model ID	Violation (Å)
(1,1886)	1:B:118:MET:H	1:B:118:MET:HE1	10	0.28
(1,1886)	1:B:118:MET:H	1:B:118:MET:HE2	10	0.28
(1,1886)	1:B:118:MET:H	1:B:118:MET:HE3	10	0.28
(1,1879)	1:B:117:MET:H	1:B:117:MET:HE1	12	0.28
(1,1879)	1:B:117:MET:H	1:B:117:MET:HE2	12	0.28
(1,1879)	1:B:117:MET:H	1:B:117:MET:HE3	12	0.28
(1,1838)	1:B:111:ILE:HG21	1:B:112:GLY:H	9	0.28
(1,1838)	1:B:111:ILE:HG22	1:B:112:GLY:H	9	0.28
(1,1838)	1:B:111:ILE:HG23	1:B:112:GLY:H	9	0.28
(1,1811)	1:B:107:LEU:HD11	1:B:166:ILE:H	12	0.28
(1,1811)	1:B:107:LEU:HD12	1:B:166:ILE:H	12	0.28
(1,1811)	1:B:107:LEU:HD13	1:B:166:ILE:H	12	0.28
(1,1796)	1:B:106:LEU:H	1:B:105:TYR:H	1	0.28
(1,1761)	1:B:96:ASP:H	1:B:97:LEU:HD11	6	0.28
(1,1761)	1:B:96:ASP:H	1:B:97:LEU:HD12	6	0.28
(1,1761)	1:B:96:ASP:H	1:B:97:LEU:HD13	6	0.28
(1,1745)	1:B:90:SER:H	1:B:91:ARG:H	11	0.28
(1,1721)	1:B:83:GLY:HA2	1:B:84:SER:H	12	0.28
(1,172)	1:A:36:GLY:H	1:A:35:LEU:H	8	0.28
(1,1715)	1:B:82:GLU:H	1:B:82:GLU:HG2	14	0.28
(1,1700)	1:B:80:SER:H	1:B:79:SER:HB2	7	0.28
(1,1698)	1:B:80:SER:H	1:B:78:LEU:HB2	12	0.28
(1,1649)	1:B:74:GLU:H	1:B:73:LEU:HB3	13	0.28
(1,163)	1:A:34:SER:HB2	1:A:35:LEU:H	3	0.28
(1,1613)	1:B:70:TYR:H	1:B:71:LEU:H	5	0.28
(1,16)	1:A:6:GLY:HA2	1:A:7:ASP:H	4	0.28
(1,1596)	1:B:67:GLY:H	1:B:66:LYS:HB2	8	0.28
(1,1589)	1:B:67:GLY:H	1:B:68:VAL:H	11	0.28
(1,1571)	1:B:65:ASP:H	1:B:66:LYS:H	4	0.28
(1,1571)	1:B:65:ASP:H	1:B:66:LYS:H	6	0.28
(1,1556)	1:B:58:LEU:H	1:B:59:HIS:H	3	0.28
(1,1522)	1:B:53:VAL:HA	1:B:54:ASP:H	1	0.28
(1,1522)	1:B:53:VAL:HA	1:B:54:ASP:H	10	0.28
(1,1509)	1:B:51:MET:HA	1:B:52:HIS:H	4	0.28
(1,1493)	1:B:46:SER:H	1:B:46:SER:HB2	1	0.28
(1,1425)	1:B:37:PHE:H	1:B:36:GLY:H	14	0.28
(1,1416)	1:B:36:GLY:H	1:B:35:LEU:H	10	0.28
(1,1388)	1:B:32:LYS:H	1:B:33:GLN:H	8	0.28
(1,1381)	1:B:32:LYS:H	1:B:31:LEU:H	6	0.28
(1,1351)	1:B:27:LYS:H	1:B:26:PRO:HG2	13	0.28
(1,1348)	1:B:25:LYS:H	1:B:25:LYS:HD3	14	0.28
(1,1339)	1:B:23:THR:H	1:B:23:THR:HG21	11	0.28

*Continued on next page...*

*Continued from previous page...*

Key	Atom-1	Atom-2	Model ID	Violation (Å)
(1,1339)	1:B:23:THR:H	1:B:23:THR:HG22	11	0.28
(1,1339)	1:B:23:THR:H	1:B:23:THR:HG23	11	0.28
(1,1318)	1:B:18:VAL:H	1:B:17:ALA:HA	7	0.28
(1,1304)	1:B:15:ASN:H	1:B:14:ALA:HB1	13	0.28
(1,1304)	1:B:15:ASN:H	1:B:14:ALA:HB2	13	0.28
(1,1304)	1:B:15:ASN:H	1:B:14:ALA:HB3	13	0.28
(1,1281)	1:B:11:THR:H	1:B:12:ASP:H	5	0.28
(1,1260)	1:B:6:GLY:HA2	1:B:7:ASP:H	1	0.28
(1,1260)	1:B:6:GLY:HA2	1:B:7:ASP:H	8	0.28
(1,1260)	1:B:6:GLY:HA2	1:B:7:ASP:H	9	0.28
(1,1255)	1:B:6:GLY:H	1:B:5:PHE:H	14	0.28
(1,1254)	1:B:6:GLY:H	1:B:5:PHE:HB3	2	0.28
(1,1252)	1:B:6:GLY:H	1:B:5:PHE:HB2	12	0.28
(1,1247)	1:B:5:PHE:H	1:B:4:LEU:H	15	0.28
(1,1128)	1:A:199:GLY:HA2	1:A:200:TYR:H	4	0.28
(1,1128)	1:A:199:GLY:HA3	1:A:200:TYR:H	4	0.28
(1,1128)	1:A:199:GLY:HA2	1:A:200:TYR:H	15	0.28
(1,1128)	1:A:199:GLY:HA3	1:A:200:TYR:H	15	0.28
(1,1084)	1:A:190:LYS:H	1:A:190:LYS:HG2	10	0.28
(1,1084)	1:A:190:LYS:H	1:A:190:LYS:HG2	12	0.28
(1,1021)	1:A:184:LEU:H	1:A:184:LEU:HG	9	0.28
(1,1021)	1:A:184:LEU:H	1:A:184:LEU:HG	14	0.28
(2,298)	1:B:115:SER:H	1:A:153:GLY:H	8	0.27
(1,902)	1:A:165:THR:HA	1:A:169:LEU:H	3	0.27
(1,902)	1:A:165:THR:HA	1:A:169:LEU:H	5	0.27
(1,902)	1:A:165:THR:HA	1:A:169:LEU:H	7	0.27
(1,902)	1:A:165:THR:HA	1:A:169:LEU:H	15	0.27
(1,856)	1:A:159:TYR:HB3	1:A:158:SER:H	9	0.27
(1,856)	1:A:159:TYR:HB3	1:A:158:SER:H	10	0.27
(1,841)	1:A:157:LEU:HD11	1:A:204:MET:HG2	5	0.27
(1,841)	1:A:157:LEU:HD11	1:A:204:MET:HG3	5	0.27
(1,841)	1:A:157:LEU:HD12	1:A:204:MET:HG2	5	0.27
(1,841)	1:A:157:LEU:HD12	1:A:204:MET:HG3	5	0.27
(1,841)	1:A:157:LEU:HD13	1:A:204:MET:HG2	5	0.27
(1,841)	1:A:157:LEU:HD13	1:A:204:MET:HG3	5	0.27
(1,841)	1:A:157:LEU:HD21	1:A:204:MET:HG2	5	0.27
(1,841)	1:A:157:LEU:HD21	1:A:204:MET:HG3	5	0.27
(1,841)	1:A:157:LEU:HD22	1:A:204:MET:HG2	5	0.27
(1,841)	1:A:157:LEU:HD22	1:A:204:MET:HG3	5	0.27
(1,841)	1:A:157:LEU:HD23	1:A:204:MET:HG2	5	0.27
(1,841)	1:A:157:LEU:HD23	1:A:204:MET:HG3	5	0.27
(1,837)	1:A:157:LEU:HD11	1:A:200:TYR:HD1	9	0.27

*Continued on next page...*

*Continued from previous page...*

Key	Atom-1	Atom-2	Model ID	Violation (Å)
(1,837)	1:A:157:LEU:HD11	1:A:200:TYR:HD2	9	0.27
(1,837)	1:A:157:LEU:HD12	1:A:200:TYR:HD1	9	0.27
(1,837)	1:A:157:LEU:HD12	1:A:200:TYR:HD2	9	0.27
(1,837)	1:A:157:LEU:HD13	1:A:200:TYR:HD1	9	0.27
(1,837)	1:A:157:LEU:HD13	1:A:200:TYR:HD2	9	0.27
(1,837)	1:A:157:LEU:HD21	1:A:200:TYR:HD1	9	0.27
(1,837)	1:A:157:LEU:HD21	1:A:200:TYR:HD2	9	0.27
(1,837)	1:A:157:LEU:HD22	1:A:200:TYR:HD1	9	0.27
(1,837)	1:A:157:LEU:HD22	1:A:200:TYR:HD2	9	0.27
(1,837)	1:A:157:LEU:HD23	1:A:200:TYR:HD1	9	0.27
(1,837)	1:A:157:LEU:HD23	1:A:200:TYR:HD2	9	0.27
(1,827)	1:A:156:ALA:HB1	1:A:118:MET:HB2	11	0.27
(1,827)	1:A:156:ALA:HB1	1:A:118:MET:HB3	11	0.27
(1,827)	1:A:156:ALA:HB2	1:A:118:MET:HB2	11	0.27
(1,827)	1:A:156:ALA:HB2	1:A:118:MET:HB3	11	0.27
(1,827)	1:A:156:ALA:HB3	1:A:118:MET:HB2	11	0.27
(1,827)	1:A:156:ALA:HB3	1:A:118:MET:HB3	11	0.27
(1,797)	1:A:153:GLY:HA2	1:A:154:ILE:H	1	0.27
(1,797)	1:A:153:GLY:HA3	1:A:154:ILE:H	1	0.27
(1,797)	1:A:153:GLY:HA2	1:A:154:ILE:H	15	0.27
(1,797)	1:A:153:GLY:HA3	1:A:154:ILE:H	15	0.27
(1,755)	1:A:141:ILE:HG21	1:A:142:THR:H	9	0.27
(1,755)	1:A:141:ILE:HG22	1:A:142:THR:H	9	0.27
(1,755)	1:A:141:ILE:HG23	1:A:142:THR:H	9	0.27
(1,701)	1:A:132:LEU:H	1:A:132:LEU:HD11	12	0.27
(1,701)	1:A:132:LEU:H	1:A:132:LEU:HD12	12	0.27
(1,701)	1:A:132:LEU:H	1:A:132:LEU:HD13	12	0.27
(1,640)	1:A:118:MET:H	1:A:118:MET:HG2	10	0.27
(1,623)	1:A:116:GLY:HA2	1:A:117:MET:H	2	0.27
(1,623)	1:A:116:GLY:HA3	1:A:117:MET:H	2	0.27
(1,612)	1:A:114:PHE:HB2	1:A:115:SER:H	1	0.27
(1,589)	1:A:111:ILE:H	1:A:111:ILE:HD11	2	0.27
(1,589)	1:A:111:ILE:H	1:A:111:ILE:HD12	2	0.27
(1,589)	1:A:111:ILE:H	1:A:111:ILE:HD13	2	0.27
(1,565)	1:A:107:LEU:HD11	1:A:166:ILE:HB	9	0.27
(1,565)	1:A:107:LEU:HD12	1:A:166:ILE:HB	9	0.27
(1,565)	1:A:107:LEU:HD13	1:A:166:ILE:HB	9	0.27
(1,552)	1:A:106:LEU:H	1:A:105:TYR:H	12	0.27
(1,501)	1:A:90:SER:H	1:A:91:ARG:H	9	0.27
(1,484)	1:A:87:LEU:H	1:A:87:LEU:HB2	5	0.27
(1,469)	1:A:81:LEU:H	1:A:82:GLU:H	5	0.27
(1,469)	1:A:81:LEU:H	1:A:82:GLU:H	13	0.27

*Continued on next page...*

*Continued from previous page...*

Key	Atom-1	Atom-2	Model ID	Violation (Å)
(1,395)	1:A:73:LEU:H	1:A:74:GLU:H	9	0.27
(1,360)	1:A:69:GLU:H	1:A:70:TYR:H	10	0.27
(1,348)	1:A:67:GLY:HA2	1:A:68:VAL:H	9	0.27
(1,348)	1:A:67:GLY:HA3	1:A:68:VAL:H	9	0.27
(1,331)	1:A:65:ASP:H	1:A:64:LEU:HB2	11	0.27
(1,327)	1:A:65:ASP:H	1:A:66:LYS:H	5	0.27
(1,319)	1:A:64:LEU:H	1:A:65:ASP:H	2	0.27
(1,297)	1:A:57:ARG:H	1:A:56:ALA:HB1	5	0.27
(1,297)	1:A:57:ARG:H	1:A:56:ALA:HB2	5	0.27
(1,297)	1:A:57:ARG:H	1:A:56:ALA:HB3	5	0.27
(1,288)	1:A:55:THR:H	1:A:55:THR:HB	6	0.27
(1,278)	1:A:53:VAL:HA	1:A:54:ASP:H	4	0.27
(1,278)	1:A:53:VAL:HA	1:A:54:ASP:H	5	0.27
(1,278)	1:A:53:VAL:HA	1:A:54:ASP:H	7	0.27
(1,278)	1:A:53:VAL:HA	1:A:54:ASP:H	14	0.27
(1,2564)	1:B:75:GLU:H	1:A:74:GLU:HG2	5	0.27
(1,2564)	1:B:75:GLU:H	1:A:74:GLU:HG3	5	0.27
(1,2551)	1:B:67:GLY:H	1:A:66:LYS:HB2	12	0.27
(1,2551)	1:B:67:GLY:H	1:A:66:LYS:HB3	12	0.27
(1,250)	1:A:46:SER:HA	1:A:47:GLY:H	3	0.27
(1,249)	1:A:46:SER:H	1:A:46:SER:HB2	3	0.27
(1,246)	1:A:45:ILE:HB	1:A:46:SER:H	2	0.27
(1,2459)	1:B:211:VAL:HG21	1:B:170:ARG:HG2	15	0.27
(1,2459)	1:B:211:VAL:HG21	1:B:170:ARG:HG3	15	0.27
(1,2459)	1:B:211:VAL:HG22	1:B:170:ARG:HG2	15	0.27
(1,2459)	1:B:211:VAL:HG22	1:B:170:ARG:HG3	15	0.27
(1,2459)	1:B:211:VAL:HG23	1:B:170:ARG:HG2	15	0.27
(1,2459)	1:B:211:VAL:HG23	1:B:170:ARG:HG3	15	0.27
(1,2351)	1:B:196:LYS:H	1:B:196:LYS:HD2	8	0.27
(1,2349)	1:B:195:LEU:H	1:B:195:LEU:HD11	7	0.27
(1,2349)	1:B:195:LEU:H	1:B:195:LEU:HD12	7	0.27
(1,2349)	1:B:195:LEU:H	1:B:195:LEU:HD13	7	0.27
(1,2344)	1:B:194:GLY:H	1:B:194:GLY:HA3	7	0.27
(1,2265)	1:B:184:LEU:H	1:B:184:LEU:HG	15	0.27
(1,2146)	1:B:165:THR:HA	1:B:169:LEU:H	5	0.27
(1,2101)	1:B:159:TYR:H	1:B:159:TYR:HB3	13	0.27
(1,2041)	1:B:153:GLY:HA2	1:B:154:ILE:H	13	0.27
(1,2041)	1:B:153:GLY:HA3	1:B:154:ILE:H	13	0.27
(1,200)	1:A:40:ASN:H	1:A:39:PRO:HG2	4	0.27
(1,195)	1:A:38:GLU:H	1:A:38:GLU:HG2	8	0.27
(1,1942)	1:B:131:LYS:H	1:B:131:LYS:HB2	1	0.27
(1,1931)	1:B:127:ASN:H	1:B:126:PRO:HA	10	0.27

*Continued on next page...*

*Continued from previous page...*

Key	Atom-1	Atom-2	Model ID	Violation (Å)
(1,1889)	1:B:118:MET:HE1	1:B:156:ALA:HB1	8	0.27
(1,1889)	1:B:118:MET:HE1	1:B:156:ALA:HB2	8	0.27
(1,1889)	1:B:118:MET:HE1	1:B:156:ALA:HB3	8	0.27
(1,1889)	1:B:118:MET:HE2	1:B:156:ALA:HB1	8	0.27
(1,1889)	1:B:118:MET:HE2	1:B:156:ALA:HB2	8	0.27
(1,1889)	1:B:118:MET:HE2	1:B:156:ALA:HB3	8	0.27
(1,1889)	1:B:118:MET:HE3	1:B:156:ALA:HB1	8	0.27
(1,1889)	1:B:118:MET:HE3	1:B:156:ALA:HB2	8	0.27
(1,1889)	1:B:118:MET:HE3	1:B:156:ALA:HB3	8	0.27
(1,1884)	1:B:118:MET:H	1:B:118:MET:HG2	11	0.27
(1,1867)	1:B:116:GLY:HA2	1:B:117:MET:H	1	0.27
(1,1867)	1:B:116:GLY:HA3	1:B:117:MET:H	1	0.27
(1,1867)	1:B:116:GLY:HA2	1:B:117:MET:H	3	0.27
(1,1867)	1:B:116:GLY:HA3	1:B:117:MET:H	3	0.27
(1,1867)	1:B:116:GLY:HA2	1:B:117:MET:H	5	0.27
(1,1867)	1:B:116:GLY:HA3	1:B:117:MET:H	5	0.27
(1,1867)	1:B:116:GLY:HA2	1:B:117:MET:H	7	0.27
(1,1867)	1:B:116:GLY:HA3	1:B:117:MET:H	7	0.27
(1,1861)	1:B:115:SER:H	1:B:115:SER:HB2	12	0.27
(1,1855)	1:B:114:PHE:HB3	1:B:115:SER:H	7	0.27
(1,182)	1:A:37:PHE:H	1:A:36:GLY:HA2	9	0.27
(1,1780)	1:B:104:VAL:HG21	1:B:170:ARG:HB2	15	0.27
(1,1780)	1:B:104:VAL:HG21	1:B:170:ARG:HB3	15	0.27
(1,1780)	1:B:104:VAL:HG22	1:B:170:ARG:HB2	15	0.27
(1,1780)	1:B:104:VAL:HG22	1:B:170:ARG:HB3	15	0.27
(1,1780)	1:B:104:VAL:HG23	1:B:170:ARG:HB2	15	0.27
(1,1780)	1:B:104:VAL:HG23	1:B:170:ARG:HB3	15	0.27
(1,1766)	1:B:100:GLY:H	1:B:100:GLY:HA2	12	0.27
(1,1755)	1:B:95:ASP:H	1:B:172:LYS:HE2	13	0.27
(1,1755)	1:B:95:ASP:H	1:B:172:LYS:HE3	13	0.27
(1,1750)	1:B:94:THR:HA	1:B:95:ASP:H	2	0.27
(1,1739)	1:B:90:SER:H	1:B:89:PRO:HG2	10	0.27
(1,1726)	1:B:86:GLY:H	1:B:86:GLY:HA2	9	0.27
(1,1713)	1:B:81:LEU:H	1:B:82:GLU:H	7	0.27
(1,1690)	1:B:79:SER:H	1:B:78:LEU:HB3	6	0.27
(1,1654)	1:B:75:GLU:H	1:B:76:GLU:H	2	0.27
(1,1639)	1:B:73:LEU:H	1:B:74:GLU:H	11	0.27
(1,1613)	1:B:70:TYR:H	1:B:71:LEU:H	11	0.27
(1,1592)	1:B:67:GLY:HA2	1:B:68:VAL:H	3	0.27
(1,1592)	1:B:67:GLY:HA3	1:B:68:VAL:H	3	0.27
(1,1580)	1:B:66:LYS:H	1:B:67:GLY:H	8	0.27
(1,1571)	1:B:65:ASP:H	1:B:66:LYS:H	8	0.27

*Continued on next page...*

*Continued from previous page...*

Key	Atom-1	Atom-2	Model ID	Violation (Å)
(1,1563)	1:B:64:LEU:H	1:B:65:ASP:H	3	0.27
(1,1560)	1:B:63:GLY:H	1:B:62:ALA:HB1	3	0.27
(1,1560)	1:B:63:GLY:H	1:B:62:ALA:HB2	3	0.27
(1,1560)	1:B:63:GLY:H	1:B:62:ALA:HB3	3	0.27
(1,1556)	1:B:58:LEU:H	1:B:59:HIS:H	7	0.27
(1,1543)	1:B:57:ARG:H	1:B:57:ARG:HG3	4	0.27
(1,1541)	1:B:57:ARG:H	1:B:56:ALA:HB1	15	0.27
(1,1541)	1:B:57:ARG:H	1:B:56:ALA:HB2	15	0.27
(1,1541)	1:B:57:ARG:H	1:B:56:ALA:HB3	15	0.27
(1,1522)	1:B:53:VAL:HA	1:B:54:ASP:H	2	0.27
(1,1517)	1:B:53:VAL:H	1:B:53:VAL:HG11	12	0.27
(1,1517)	1:B:53:VAL:H	1:B:53:VAL:HG12	12	0.27
(1,1517)	1:B:53:VAL:H	1:B:53:VAL:HG13	12	0.27
(1,1444)	1:B:40:ASN:H	1:B:39:PRO:HG2	2	0.27
(1,1407)	1:B:34:SER:HB2	1:B:35:LEU:H	3	0.27
(1,1341)	1:B:24:THR:H	1:B:24:THR:HB	5	0.27
(1,1329)	1:B:21:GLN:H	1:B:21:GLN:HB2	14	0.27
(1,1318)	1:B:18:VAL:H	1:B:17:ALA:HA	10	0.27
(1,131)	1:A:31:LEU:H	1:A:31:LEU:HG	3	0.27
(1,130)	1:A:31:LEU:H	1:A:30:SER:H	14	0.27
(1,125)	1:A:30:SER:H	1:A:30:SER:HB2	12	0.27
(1,1165)	1:A:204:MET:HE1	1:A:156:ALA:HB1	2	0.27
(1,1165)	1:A:204:MET:HE1	1:A:156:ALA:HB2	2	0.27
(1,1165)	1:A:204:MET:HE1	1:A:156:ALA:HB3	2	0.27
(1,1165)	1:A:204:MET:HE2	1:A:156:ALA:HB1	2	0.27
(1,1165)	1:A:204:MET:HE2	1:A:156:ALA:HB2	2	0.27
(1,1165)	1:A:204:MET:HE2	1:A:156:ALA:HB3	2	0.27
(1,1165)	1:A:204:MET:HE3	1:A:156:ALA:HB1	2	0.27
(1,1165)	1:A:204:MET:HE3	1:A:156:ALA:HB2	2	0.27
(1,1165)	1:A:204:MET:HE3	1:A:156:ALA:HB3	2	0.27
(1,1128)	1:A:199:GLY:HA2	1:A:200:TYR:H	6	0.27
(1,1128)	1:A:199:GLY:HA3	1:A:200:TYR:H	6	0.27
(1,1128)	1:A:199:GLY:HA2	1:A:200:TYR:H	9	0.27
(1,1128)	1:A:199:GLY:HA3	1:A:200:TYR:H	9	0.27
(1,1106)	1:A:195:LEU:HD21	1:A:196:LYS:H	4	0.27
(1,1106)	1:A:195:LEU:HD22	1:A:196:LYS:H	4	0.27
(1,1106)	1:A:195:LEU:HD23	1:A:196:LYS:H	4	0.27
(1,1100)	1:A:194:GLY:H	1:A:194:GLY:HA3	4	0.27
(1,11)	1:A:6:GLY:H	1:A:5:PHE:H	4	0.27
(1,1074)	1:A:188:LEU:HD21	1:A:196:LYS:HE2	1	0.27
(1,1074)	1:A:188:LEU:HD21	1:A:196:LYS:HE3	1	0.27
(1,1074)	1:A:188:LEU:HD22	1:A:196:LYS:HE2	1	0.27

*Continued on next page...*



*Continued from previous page...*

Key	Atom-1	Atom-2	Model ID	Violation (Å)
(1,1074)	1:A:188:LEU:HD22	1:A:196:LYS:HE3	1	0.27
(1,1074)	1:A:188:LEU:HD23	1:A:196:LYS:HE2	1	0.27
(1,1074)	1:A:188:LEU:HD23	1:A:196:LYS:HE3	1	0.27
(1,1071)	1:A:188:LEU:HD11	1:A:201:SER:HB2	15	0.27
(1,1071)	1:A:188:LEU:HD11	1:A:201:SER:HB3	15	0.27
(1,1071)	1:A:188:LEU:HD12	1:A:201:SER:HB2	15	0.27
(1,1071)	1:A:188:LEU:HD12	1:A:201:SER:HB3	15	0.27
(1,1071)	1:A:188:LEU:HD13	1:A:201:SER:HB2	15	0.27
(1,1071)	1:A:188:LEU:HD13	1:A:201:SER:HB3	15	0.27
(1,1062)	1:A:188:LEU:H	1:A:188:LEU:HB2	13	0.27
(1,1049)	1:A:187:ALA:HB1	1:A:188:LEU:H	5	0.27
(1,1049)	1:A:187:ALA:HB2	1:A:188:LEU:H	5	0.27
(1,1049)	1:A:187:ALA:HB3	1:A:188:LEU:H	5	0.27
(1,1049)	1:A:187:ALA:HB1	1:A:188:LEU:H	12	0.27
(1,1049)	1:A:187:ALA:HB2	1:A:188:LEU:H	12	0.27
(1,1049)	1:A:187:ALA:HB3	1:A:188:LEU:H	12	0.27
(1,1036)	1:A:185:THR:H	1:A:185:THR:HG1	9	0.27
(1,934)	1:A:170:ARG:HB3	1:A:171:GLY:H	5	0.26
(1,934)	1:A:170:ARG:HB3	1:A:171:GLY:H	13	0.26
(1,902)	1:A:165:THR:HA	1:A:169:LEU:H	11	0.26
(1,898)	1:A:164:SER:H	1:A:211:VAL:HB	5	0.26
(1,88)	1:A:21:GLN:HA	1:A:22:ASP:H	3	0.26
(1,878)	1:A:161:ILE:HD11	1:A:207:ALA:HB1	11	0.26
(1,878)	1:A:161:ILE:HD11	1:A:207:ALA:HB2	11	0.26
(1,878)	1:A:161:ILE:HD11	1:A:207:ALA:HB3	11	0.26
(1,878)	1:A:161:ILE:HD12	1:A:207:ALA:HB1	11	0.26
(1,878)	1:A:161:ILE:HD12	1:A:207:ALA:HB2	11	0.26
(1,878)	1:A:161:ILE:HD12	1:A:207:ALA:HB3	11	0.26
(1,878)	1:A:161:ILE:HD13	1:A:207:ALA:HB1	11	0.26
(1,878)	1:A:161:ILE:HD13	1:A:207:ALA:HB2	11	0.26
(1,878)	1:A:161:ILE:HD13	1:A:207:ALA:HB3	11	0.26
(1,826)	1:A:156:ALA:HB1	1:A:118:MET:HG2	5	0.26
(1,826)	1:A:156:ALA:HB1	1:A:118:MET:HG3	5	0.26
(1,826)	1:A:156:ALA:HB2	1:A:118:MET:HG2	5	0.26
(1,826)	1:A:156:ALA:HB2	1:A:118:MET:HG3	5	0.26
(1,826)	1:A:156:ALA:HB3	1:A:118:MET:HG2	5	0.26
(1,826)	1:A:156:ALA:HB3	1:A:118:MET:HG3	5	0.26
(1,788)	1:A:152:ALA:HB1	1:A:153:GLY:H	5	0.26
(1,788)	1:A:152:ALA:HB2	1:A:153:GLY:H	5	0.26
(1,788)	1:A:152:ALA:HB3	1:A:153:GLY:H	5	0.26
(1,788)	1:A:152:ALA:HB1	1:A:153:GLY:H	8	0.26
(1,788)	1:A:152:ALA:HB2	1:A:153:GLY:H	8	0.26

*Continued on next page...*

*Continued from previous page...*

Key	Atom-1	Atom-2	Model ID	Violation (Å)
(1,788)	1:A:152:ALA:HB3	1:A:153:GLY:H	8	0.26
(1,749)	1:A:140:HIS:H	1:A:140:HIS:HB2	5	0.26
(1,724)	1:A:135:ASN:HB2	1:A:136:THR:H	15	0.26
(1,655)	1:A:119:GLN:H	1:A:119:GLN:HG2	3	0.26
(1,649)	1:A:118:MET:HE1	1:A:155:LEU:H	8	0.26
(1,649)	1:A:118:MET:HE2	1:A:155:LEU:H	8	0.26
(1,649)	1:A:118:MET:HE3	1:A:155:LEU:H	8	0.26
(1,645)	1:A:118:MET:HE1	1:A:156:ALA:HB1	12	0.26
(1,645)	1:A:118:MET:HE1	1:A:156:ALA:HB2	12	0.26
(1,645)	1:A:118:MET:HE1	1:A:156:ALA:HB3	12	0.26
(1,645)	1:A:118:MET:HE2	1:A:156:ALA:HB1	12	0.26
(1,645)	1:A:118:MET:HE2	1:A:156:ALA:HB2	12	0.26
(1,645)	1:A:118:MET:HE2	1:A:156:ALA:HB3	12	0.26
(1,645)	1:A:118:MET:HE3	1:A:156:ALA:HB1	12	0.26
(1,645)	1:A:118:MET:HE3	1:A:156:ALA:HB2	12	0.26
(1,645)	1:A:118:MET:HE3	1:A:156:ALA:HB3	12	0.26
(1,611)	1:A:114:PHE:HB3	1:A:115:SER:H	15	0.26
(1,555)	1:A:106:LEU:H	1:A:106:LEU:HG	6	0.26
(1,528)	1:A:103:ALA:HB1	1:A:166:ILE:HG21	14	0.26
(1,528)	1:A:103:ALA:HB1	1:A:166:ILE:HG22	14	0.26
(1,528)	1:A:103:ALA:HB1	1:A:166:ILE:HG23	14	0.26
(1,528)	1:A:103:ALA:HB2	1:A:166:ILE:HG21	14	0.26
(1,528)	1:A:103:ALA:HB2	1:A:166:ILE:HG22	14	0.26
(1,528)	1:A:103:ALA:HB2	1:A:166:ILE:HG23	14	0.26
(1,528)	1:A:103:ALA:HB3	1:A:166:ILE:HG21	14	0.26
(1,528)	1:A:103:ALA:HB3	1:A:166:ILE:HG22	14	0.26
(1,528)	1:A:103:ALA:HB3	1:A:166:ILE:HG23	14	0.26
(1,517)	1:A:96:ASP:H	1:A:97:LEU:HD11	8	0.26
(1,517)	1:A:96:ASP:H	1:A:97:LEU:HD12	8	0.26
(1,517)	1:A:96:ASP:H	1:A:97:LEU:HD13	8	0.26
(1,514)	1:A:96:ASP:H	1:A:96:ASP:HB2	2	0.26
(1,5)	1:A:5:PHE:HB3	1:A:5:PHE:H	1	0.26
(1,477)	1:A:83:GLY:HA2	1:A:84:SER:H	15	0.26
(1,469)	1:A:81:LEU:H	1:A:82:GLU:H	6	0.26
(1,446)	1:A:79:SER:H	1:A:78:LEU:HB3	10	0.26
(1,410)	1:A:75:GLU:H	1:A:76:GLU:H	1	0.26
(1,410)	1:A:75:GLU:H	1:A:76:GLU:H	13	0.26
(1,405)	1:A:74:GLU:H	1:A:73:LEU:HB3	15	0.26
(1,395)	1:A:73:LEU:H	1:A:74:GLU:H	6	0.26
(1,355)	1:A:68:VAL:H	1:A:69:GLU:H	15	0.26
(1,35)	1:A:11:THR:H	1:A:11:THR:HB	12	0.26
(1,348)	1:A:67:GLY:HA2	1:A:68:VAL:H	1	0.26

*Continued on next page...*

*Continued from previous page...*

Key	Atom-1	Atom-2	Model ID	Violation (Å)
(1,348)	1:A:67:GLY:HA3	1:A:68:VAL:H	1	0.26
(1,348)	1:A:67:GLY:HA2	1:A:68:VAL:H	15	0.26
(1,348)	1:A:67:GLY:HA3	1:A:68:VAL:H	15	0.26
(1,327)	1:A:65:ASP:H	1:A:66:LYS:H	1	0.26
(1,327)	1:A:65:ASP:H	1:A:66:LYS:H	15	0.26
(1,319)	1:A:64:LEU:H	1:A:65:ASP:H	13	0.26
(1,316)	1:A:63:GLY:H	1:A:62:ALA:HB1	3	0.26
(1,316)	1:A:63:GLY:H	1:A:62:ALA:HB2	3	0.26
(1,316)	1:A:63:GLY:H	1:A:62:ALA:HB3	3	0.26
(1,316)	1:A:63:GLY:H	1:A:62:ALA:HB1	6	0.26
(1,316)	1:A:63:GLY:H	1:A:62:ALA:HB2	6	0.26
(1,316)	1:A:63:GLY:H	1:A:62:ALA:HB3	6	0.26
(1,310)	1:A:58:LEU:HB2	1:A:59:HIS:H	3	0.26
(1,297)	1:A:57:ARG:H	1:A:56:ALA:HB1	10	0.26
(1,297)	1:A:57:ARG:H	1:A:56:ALA:HB2	10	0.26
(1,297)	1:A:57:ARG:H	1:A:56:ALA:HB3	10	0.26
(1,278)	1:A:53:VAL:HA	1:A:54:ASP:H	6	0.26
(1,278)	1:A:53:VAL:HA	1:A:54:ASP:H	10	0.26
(1,2612)	2:C:25:LEU:HA	1:A:66:LYS:H	3	0.26
(1,2612)	2:C:25:LEU:HA	1:B:66:LYS:H	3	0.26
(1,2607)	2:C:2:LEU:H	1:A:88:ILE:HG21	6	0.26
(1,2607)	2:C:2:LEU:H	1:A:88:ILE:HG22	6	0.26
(1,2607)	2:C:2:LEU:H	1:A:88:ILE:HG23	6	0.26
(1,2607)	2:C:2:LEU:H	1:B:88:ILE:HG21	6	0.26
(1,2607)	2:C:2:LEU:H	1:B:88:ILE:HG22	6	0.26
(1,2607)	2:C:2:LEU:H	1:B:88:ILE:HG23	6	0.26
(1,2585)	1:B:116:GLY:H	1:A:190:LYS:HG2	1	0.26
(1,2585)	1:B:116:GLY:H	1:A:190:LYS:HG3	1	0.26
(1,258)	1:A:50:GLY:H	1:A:49:GLY:HA2	8	0.26
(1,2555)	1:B:70:TYR:H	1:A:71:LEU:HG	5	0.26
(1,2534)	1:A:93:TRP:HE1	1:B:175:THR:HG21	7	0.26
(1,2534)	1:A:93:TRP:HE1	1:B:175:THR:HG22	7	0.26
(1,2534)	1:A:93:TRP:HE1	1:B:175:THR:HG23	7	0.26
(1,2506)	2:C:20:SER:H	2:C:21:SER:H	15	0.26
(1,250)	1:A:46:SER:HA	1:A:47:GLY:H	2	0.26
(1,2372)	1:B:199:GLY:HA2	1:B:200:TYR:H	8	0.26
(1,2372)	1:B:199:GLY:HA3	1:B:200:TYR:H	8	0.26
(1,2372)	1:B:199:GLY:HA2	1:B:200:TYR:H	10	0.26
(1,2372)	1:B:199:GLY:HA3	1:B:200:TYR:H	10	0.26
(1,2349)	1:B:195:LEU:H	1:B:195:LEU:HD11	12	0.26
(1,2349)	1:B:195:LEU:H	1:B:195:LEU:HD12	12	0.26
(1,2349)	1:B:195:LEU:H	1:B:195:LEU:HD13	12	0.26

*Continued on next page...*

*Continued from previous page...*

Key	Atom-1	Atom-2	Model ID	Violation (Å)
(1,2336)	1:B:192:SER:H	1:B:192:SER:HB2	13	0.26
(1,2328)	1:B:190:LYS:H	1:B:190:LYS:HG2	2	0.26
(1,2315)	1:B:188:LEU:HD11	1:B:201:SER:HB2	9	0.26
(1,2315)	1:B:188:LEU:HD11	1:B:201:SER:HB3	9	0.26
(1,2315)	1:B:188:LEU:HD12	1:B:201:SER:HB2	9	0.26
(1,2315)	1:B:188:LEU:HD12	1:B:201:SER:HB3	9	0.26
(1,2315)	1:B:188:LEU:HD13	1:B:201:SER:HB2	9	0.26
(1,2315)	1:B:188:LEU:HD13	1:B:201:SER:HB3	9	0.26
(1,2306)	1:B:188:LEU:H	1:B:188:LEU:HB2	9	0.26
(1,2268)	1:B:184:LEU:HD11	1:B:205:VAL:HB	2	0.26
(1,2268)	1:B:184:LEU:HD12	1:B:205:VAL:HB	2	0.26
(1,2268)	1:B:184:LEU:HD13	1:B:205:VAL:HB	2	0.26
(1,2268)	1:B:184:LEU:HD21	1:B:205:VAL:HB	2	0.26
(1,2268)	1:B:184:LEU:HD22	1:B:205:VAL:HB	2	0.26
(1,2268)	1:B:184:LEU:HD23	1:B:205:VAL:HB	2	0.26
(1,2146)	1:B:165:THR:HA	1:B:169:LEU:H	8	0.26
(1,2009)	1:B:147:PHE:H	1:B:147:PHE:HB2	8	0.26
(1,2000)	1:B:142:THR:H	1:B:142:THR:HG21	14	0.26
(1,2000)	1:B:142:THR:H	1:B:142:THR:HG22	14	0.26
(1,2000)	1:B:142:THR:H	1:B:142:THR:HG23	14	0.26
(1,1939)	1:B:130:GLY:H	1:B:130:GLY:HA2	3	0.26
(1,1899)	1:B:119:GLN:H	1:B:119:GLN:HG2	3	0.26
(1,1899)	1:B:119:GLN:H	1:B:119:GLN:HG2	5	0.26
(1,1886)	1:B:118:MET:H	1:B:118:MET:HE1	5	0.26
(1,1886)	1:B:118:MET:H	1:B:118:MET:HE2	5	0.26
(1,1886)	1:B:118:MET:H	1:B:118:MET:HE3	5	0.26
(1,1850)	1:B:114:PHE:H	1:B:114:PHE:HE1	10	0.26
(1,1850)	1:B:114:PHE:H	1:B:114:PHE:HE2	10	0.26
(1,182)	1:A:37:PHE:H	1:A:36:GLY:HA2	1	0.26
(1,182)	1:A:37:PHE:H	1:A:36:GLY:HA2	2	0.26
(1,182)	1:A:37:PHE:H	1:A:36:GLY:HA2	7	0.26
(1,182)	1:A:37:PHE:H	1:A:36:GLY:HA2	11	0.26
(1,1745)	1:B:90:SER:H	1:B:91:ARG:H	5	0.26
(1,1745)	1:B:90:SER:H	1:B:91:ARG:H	14	0.26
(1,1732)	1:B:87:LEU:HA	1:B:88:ILE:H	15	0.26
(1,1728)	1:B:87:LEU:H	1:B:87:LEU:HB2	11	0.26
(1,1721)	1:B:83:GLY:HA2	1:B:84:SER:H	3	0.26
(1,1713)	1:B:81:LEU:H	1:B:82:GLU:H	9	0.26
(1,1700)	1:B:80:SER:H	1:B:79:SER:HB2	15	0.26
(1,1672)	1:B:77:GLN:H	1:B:77:GLN:HB2	8	0.26
(1,1672)	1:B:77:GLN:H	1:B:77:GLN:HB2	9	0.26
(1,1660)	1:B:75:GLU:H	1:B:74:GLU:H	13	0.26

*Continued on next page...*

*Continued from previous page...*

Key	Atom-1	Atom-2	Model ID	Violation (Å)
(1,1654)	1:B:75:GLU:H	1:B:76:GLU:H	11	0.26
(1,1613)	1:B:70:TYR:H	1:B:71:LEU:H	6	0.26
(1,1592)	1:B:67:GLY:HA2	1:B:68:VAL:H	14	0.26
(1,1592)	1:B:67:GLY:HA3	1:B:68:VAL:H	14	0.26
(1,1580)	1:B:66:LYS:H	1:B:67:GLY:H	13	0.26
(1,1571)	1:B:65:ASP:H	1:B:66:LYS:H	11	0.26
(1,1526)	1:B:54:ASP:H	1:B:54:ASP:HB3	12	0.26
(1,1522)	1:B:53:VAL:HA	1:B:54:ASP:H	6	0.26
(1,1522)	1:B:53:VAL:HA	1:B:54:ASP:H	9	0.26
(1,1502)	1:B:50:GLY:H	1:B:49:GLY:HA2	15	0.26
(1,1494)	1:B:46:SER:HA	1:B:47:GLY:H	3	0.26
(1,1469)	1:B:42:ASN:H	1:B:42:ASN:HB2	1	0.26
(1,144)	1:A:32:LYS:H	1:A:33:GLN:H	8	0.26
(1,1411)	1:B:35:LEU:HB2	1:B:35:LEU:H	12	0.26
(1,1357)	1:B:27:LYS:HD2	1:B:28:GLU:H	14	0.26
(1,1353)	1:B:27:LYS:H	1:B:27:LYS:HD2	4	0.26
(1,134)	1:A:31:LEU:H	1:A:31:LEU:HD11	4	0.26
(1,134)	1:A:31:LEU:H	1:A:31:LEU:HD12	4	0.26
(1,134)	1:A:31:LEU:H	1:A:31:LEU:HD13	4	0.26
(1,1339)	1:B:23:THR:H	1:B:23:THR:HG21	6	0.26
(1,1339)	1:B:23:THR:H	1:B:23:THR:HG22	6	0.26
(1,1339)	1:B:23:THR:H	1:B:23:THR:HG23	6	0.26
(1,1317)	1:B:17:ALA:H	1:B:17:ALA:HB1	12	0.26
(1,1317)	1:B:17:ALA:H	1:B:17:ALA:HB2	12	0.26
(1,1317)	1:B:17:ALA:H	1:B:17:ALA:HB3	12	0.26
(1,1304)	1:B:15:ASN:H	1:B:14:ALA:HB1	7	0.26
(1,1304)	1:B:15:ASN:H	1:B:14:ALA:HB2	7	0.26
(1,1304)	1:B:15:ASN:H	1:B:14:ALA:HB3	7	0.26
(1,1304)	1:B:15:ASN:H	1:B:14:ALA:HB1	11	0.26
(1,1304)	1:B:15:ASN:H	1:B:14:ALA:HB2	11	0.26
(1,1304)	1:B:15:ASN:H	1:B:14:ALA:HB3	11	0.26
(1,1260)	1:B:6:GLY:HA2	1:B:7:ASP:H	6	0.26
(1,1236)	1:A:218:ARG:H	1:A:218:ARG:HB2	14	0.26
(1,1231)	1:A:216:LYS:H	1:A:216:LYS:HG2	9	0.26
(1,1128)	1:A:199:GLY:HA2	1:A:200:TYR:H	3	0.26
(1,1128)	1:A:199:GLY:HA3	1:A:200:TYR:H	3	0.26
(1,1128)	1:A:199:GLY:HA2	1:A:200:TYR:H	7	0.26
(1,1128)	1:A:199:GLY:HA3	1:A:200:TYR:H	7	0.26
(1,1054)	1:A:187:ALA:HB1	1:A:198:MET:HB2	12	0.26
(1,1054)	1:A:187:ALA:HB1	1:A:198:MET:HB3	12	0.26
(1,1054)	1:A:187:ALA:HB2	1:A:198:MET:HB2	12	0.26
(1,1054)	1:A:187:ALA:HB2	1:A:198:MET:HB3	12	0.26

*Continued on next page...*

*Continued from previous page...*

Key	Atom-1	Atom-2	Model ID	Violation (Å)
(1,1054)	1:A:187:ALA:HB3	1:A:198:MET:HB2	12	0.26
(1,1054)	1:A:187:ALA:HB3	1:A:198:MET:HB3	12	0.26
(1,1041)	1:A:186:GLY:H	1:A:185:THR:HG1	1	0.26
(1,1034)	1:A:185:THR:H	1:A:185:THR:HB	6	0.26
(2,373)	1:B:165:THR:H	1:A:188:LEU:H	13	0.25
(1,996)	1:A:181:ALA:H	1:A:181:ALA:HA	6	0.25
(1,942)	1:A:173:HIS:H	1:A:172:LYS:HD2	7	0.25
(1,911)	1:A:166:ILE:H	1:A:166:ILE:HD11	11	0.25
(1,911)	1:A:166:ILE:H	1:A:166:ILE:HD12	11	0.25
(1,911)	1:A:166:ILE:H	1:A:166:ILE:HD13	11	0.25
(1,902)	1:A:165:THR:HA	1:A:169:LEU:H	10	0.25
(1,854)	1:A:159:TYR:H	1:A:157:LEU:HD11	3	0.25
(1,854)	1:A:159:TYR:H	1:A:157:LEU:HD12	3	0.25
(1,854)	1:A:159:TYR:H	1:A:157:LEU:HD13	3	0.25
(1,80)	1:A:19:GLY:H	1:A:19:GLY:HA2	5	0.25
(1,80)	1:A:19:GLY:H	1:A:19:GLY:HA2	15	0.25
(1,73)	1:A:17:ALA:H	1:A:17:ALA:HB1	10	0.25
(1,73)	1:A:17:ALA:H	1:A:17:ALA:HB2	10	0.25
(1,73)	1:A:17:ALA:H	1:A:17:ALA:HB3	10	0.25
(1,655)	1:A:119:GLN:H	1:A:119:GLN:HG2	8	0.25
(1,623)	1:A:116:GLY:HA2	1:A:117:MET:H	14	0.25
(1,623)	1:A:116:GLY:HA3	1:A:117:MET:H	14	0.25
(1,60)	1:A:15:ASN:H	1:A:14:ALA:HB1	9	0.25
(1,60)	1:A:15:ASN:H	1:A:14:ALA:HB2	9	0.25
(1,60)	1:A:15:ASN:H	1:A:14:ALA:HB3	9	0.25
(1,60)	1:A:15:ASN:H	1:A:14:ALA:HB1	10	0.25
(1,60)	1:A:15:ASN:H	1:A:14:ALA:HB2	10	0.25
(1,60)	1:A:15:ASN:H	1:A:14:ALA:HB3	10	0.25
(1,555)	1:A:106:LEU:H	1:A:106:LEU:HG	1	0.25
(1,552)	1:A:106:LEU:H	1:A:105:TYR:H	2	0.25
(1,528)	1:A:103:ALA:HB1	1:A:166:ILE:HG21	8	0.25
(1,528)	1:A:103:ALA:HB1	1:A:166:ILE:HG22	8	0.25
(1,528)	1:A:103:ALA:HB1	1:A:166:ILE:HG23	8	0.25
(1,528)	1:A:103:ALA:HB2	1:A:166:ILE:HG21	8	0.25
(1,528)	1:A:103:ALA:HB2	1:A:166:ILE:HG22	8	0.25
(1,528)	1:A:103:ALA:HB2	1:A:166:ILE:HG23	8	0.25
(1,528)	1:A:103:ALA:HB3	1:A:166:ILE:HG21	8	0.25
(1,528)	1:A:103:ALA:HB3	1:A:166:ILE:HG22	8	0.25
(1,528)	1:A:103:ALA:HB3	1:A:166:ILE:HG23	8	0.25
(1,518)	1:A:96:ASP:H	1:A:170:ARG:HH11	13	0.25
(1,491)	1:A:88:ILE:H	1:A:88:ILE:HG12	10	0.25
(1,469)	1:A:81:LEU:H	1:A:82:GLU:H	1	0.25

*Continued on next page...*



*Continued from previous page...*

Key	Atom-1	Atom-2	Model ID	Violation (Å)
(1,456)	1:A:80:SER:H	1:A:79:SER:HB2	8	0.25
(1,456)	1:A:80:SER:H	1:A:79:SER:HB2	15	0.25
(1,446)	1:A:79:SER:H	1:A:78:LEU:HB3	8	0.25
(1,429)	1:A:77:GLN:H	1:A:77:GLN:HG2	13	0.25
(1,410)	1:A:75:GLU:H	1:A:76:GLU:H	15	0.25
(1,387)	1:A:71:LEU:HB2	1:A:72:ASP:H	8	0.25
(1,375)	1:A:70:TYR:H	1:A:70:TYR:HD1	2	0.25
(1,375)	1:A:70:TYR:H	1:A:70:TYR:HD2	2	0.25
(1,37)	1:A:11:THR:H	1:A:12:ASP:H	10	0.25
(1,336)	1:A:66:LYS:H	1:A:67:GLY:H	13	0.25
(1,327)	1:A:65:ASP:H	1:A:66:LYS:H	6	0.25
(1,327)	1:A:65:ASP:H	1:A:66:LYS:H	9	0.25
(1,327)	1:A:65:ASP:H	1:A:66:LYS:H	13	0.25
(1,312)	1:A:58:LEU:H	1:A:59:HIS:H	5	0.25
(1,297)	1:A:57:ARG:H	1:A:56:ALA:HB1	7	0.25
(1,297)	1:A:57:ARG:H	1:A:56:ALA:HB2	7	0.25
(1,297)	1:A:57:ARG:H	1:A:56:ALA:HB3	7	0.25
(1,2594)	2:C:23:TYR:H	1:A:69:GLU:HA	3	0.25
(1,2594)	2:C:23:TYR:H	1:B:69:GLU:HA	3	0.25
(1,2583)	1:B:116:GLY:H	1:A:190:LYS:HA	10	0.25
(1,258)	1:A:50:GLY:H	1:A:49:GLY:HA2	15	0.25
(1,2573)	1:B:93:TRP:HE1	1:A:175:THR:HG21	1	0.25
(1,2573)	1:B:93:TRP:HE1	1:A:175:THR:HG22	1	0.25
(1,2573)	1:B:93:TRP:HE1	1:A:175:THR:HG23	1	0.25
(1,2573)	1:B:93:TRP:HE1	1:A:175:THR:HG21	2	0.25
(1,2573)	1:B:93:TRP:HE1	1:A:175:THR:HG22	2	0.25
(1,2573)	1:B:93:TRP:HE1	1:A:175:THR:HG23	2	0.25
(1,2568)	1:B:78:LEU:H	1:A:78:LEU:HD21	12	0.25
(1,2568)	1:B:78:LEU:H	1:A:78:LEU:HD22	12	0.25
(1,2568)	1:B:78:LEU:H	1:A:78:LEU:HD23	12	0.25
(1,255)	1:A:49:GLY:H	1:A:48:PRO:HB2	7	0.25
(1,255)	1:A:49:GLY:H	1:A:48:PRO:HB2	15	0.25
(1,2547)	1:A:119:GLN:H	1:B:189:PHE:HB2	9	0.25
(1,2547)	1:A:119:GLN:H	1:B:189:PHE:HB3	9	0.25
(1,2534)	1:A:93:TRP:HE1	1:B:175:THR:HG21	4	0.25
(1,2534)	1:A:93:TRP:HE1	1:B:175:THR:HG22	4	0.25
(1,2534)	1:A:93:TRP:HE1	1:B:175:THR:HG23	4	0.25
(1,2494)	2:C:6:GLN:H	2:C:7:SER:H	13	0.25
(1,24)	1:A:8:LYS:H	1:A:8:LYS:HD2	7	0.25
(1,2365)	1:B:198:MET:HE1	1:B:190:LYS:HD2	9	0.25
(1,2365)	1:B:198:MET:HE1	1:B:190:LYS:HD3	9	0.25
(1,2365)	1:B:198:MET:HE2	1:B:190:LYS:HD2	9	0.25

*Continued on next page...*

*Continued from previous page...*

Key	Atom-1	Atom-2	Model ID	Violation (Å)
(1,2365)	1:B:198:MET:HE2	1:B:190:LYS:HD3	9	0.25
(1,2365)	1:B:198:MET:HE3	1:B:190:LYS:HD2	9	0.25
(1,2365)	1:B:198:MET:HE3	1:B:190:LYS:HD3	9	0.25
(1,2363)	1:B:198:MET:HE1	1:B:199:GLY:H	3	0.25
(1,2363)	1:B:198:MET:HE2	1:B:199:GLY:H	3	0.25
(1,2363)	1:B:198:MET:HE3	1:B:199:GLY:H	3	0.25
(1,2306)	1:B:188:LEU:H	1:B:188:LEU:HB2	3	0.25
(1,2293)	1:B:187:ALA:HB1	1:B:188:LEU:H	2	0.25
(1,2293)	1:B:187:ALA:HB2	1:B:188:LEU:H	2	0.25
(1,2293)	1:B:187:ALA:HB3	1:B:188:LEU:H	2	0.25
(1,2293)	1:B:187:ALA:HB1	1:B:188:LEU:H	5	0.25
(1,2293)	1:B:187:ALA:HB2	1:B:188:LEU:H	5	0.25
(1,2293)	1:B:187:ALA:HB3	1:B:188:LEU:H	5	0.25
(1,2265)	1:B:184:LEU:H	1:B:184:LEU:HG	2	0.25
(1,2265)	1:B:184:LEU:H	1:B:184:LEU:HG	13	0.25
(1,2192)	1:B:175:THR:H	1:B:175:THR:HA	1	0.25
(1,2180)	1:B:171:GLY:H	1:B:171:GLY:HA2	12	0.25
(1,2159)	1:B:166:ILE:HD11	1:B:107:LEU:HG	2	0.25
(1,2159)	1:B:166:ILE:HD12	1:B:107:LEU:HG	2	0.25
(1,2159)	1:B:166:ILE:HD13	1:B:107:LEU:HG	2	0.25
(1,2155)	1:B:166:ILE:H	1:B:166:ILE:HD11	7	0.25
(1,2155)	1:B:166:ILE:H	1:B:166:ILE:HD12	7	0.25
(1,2155)	1:B:166:ILE:H	1:B:166:ILE:HD13	7	0.25
(1,2041)	1:B:153:GLY:HA2	1:B:154:ILE:H	14	0.25
(1,2041)	1:B:153:GLY:HA3	1:B:154:ILE:H	14	0.25
(1,1939)	1:B:130:GLY:H	1:B:130:GLY:HA2	7	0.25
(1,1939)	1:B:130:GLY:H	1:B:130:GLY:HA2	13	0.25
(1,1913)	1:B:121:LEU:H	1:B:121:LEU:HB2	3	0.25
(1,1890)	1:B:118:MET:HE1	1:B:156:ALA:H	5	0.25
(1,1890)	1:B:118:MET:HE2	1:B:156:ALA:H	5	0.25
(1,1890)	1:B:118:MET:HE3	1:B:156:ALA:H	5	0.25
(1,1879)	1:B:117:MET:H	1:B:117:MET:HE1	11	0.25
(1,1879)	1:B:117:MET:H	1:B:117:MET:HE2	11	0.25
(1,1879)	1:B:117:MET:H	1:B:117:MET:HE3	11	0.25
(1,1867)	1:B:116:GLY:HA2	1:B:117:MET:H	11	0.25
(1,1867)	1:B:116:GLY:HA3	1:B:117:MET:H	11	0.25
(1,1856)	1:B:114:PHE:HB2	1:B:115:SER:H	2	0.25
(1,1840)	1:B:111:ILE:HD11	1:B:163:ASN:HB2	14	0.25
(1,1840)	1:B:111:ILE:HD11	1:B:163:ASN:HB3	14	0.25
(1,1840)	1:B:111:ILE:HD12	1:B:163:ASN:HB2	14	0.25
(1,1840)	1:B:111:ILE:HD12	1:B:163:ASN:HB3	14	0.25
(1,1840)	1:B:111:ILE:HD13	1:B:163:ASN:HB2	14	0.25

*Continued on next page...*

*Continued from previous page...*

Key	Atom-1	Atom-2	Model ID	Violation (Å)
(1,1840)	1:B:111:ILE:HD13	1:B:163:ASN:HB3	14	0.25
(1,1833)	1:B:111:ILE:H	1:B:111:ILE:HD11	5	0.25
(1,1833)	1:B:111:ILE:H	1:B:111:ILE:HD12	5	0.25
(1,1833)	1:B:111:ILE:H	1:B:111:ILE:HD13	5	0.25
(1,1810)	1:B:107:LEU:HD11	1:B:163:ASN:HD21	2	0.25
(1,1810)	1:B:107:LEU:HD11	1:B:163:ASN:HD22	2	0.25
(1,1810)	1:B:107:LEU:HD12	1:B:163:ASN:HD21	2	0.25
(1,1810)	1:B:107:LEU:HD12	1:B:163:ASN:HD22	2	0.25
(1,1810)	1:B:107:LEU:HD13	1:B:163:ASN:HD21	2	0.25
(1,1810)	1:B:107:LEU:HD13	1:B:163:ASN:HD22	2	0.25
(1,1809)	1:B:107:LEU:HD11	1:B:166:ILE:HB	5	0.25
(1,1809)	1:B:107:LEU:HD12	1:B:166:ILE:HB	5	0.25
(1,1809)	1:B:107:LEU:HD13	1:B:166:ILE:HB	5	0.25
(1,18)	1:A:7:ASP:H	1:A:7:ASP:HB2	10	0.25
(1,1796)	1:B:106:LEU:H	1:B:105:TYR:H	4	0.25
(1,1761)	1:B:96:ASP:H	1:B:97:LEU:HD11	7	0.25
(1,1761)	1:B:96:ASP:H	1:B:97:LEU:HD12	7	0.25
(1,1761)	1:B:96:ASP:H	1:B:97:LEU:HD13	7	0.25
(1,1758)	1:B:96:ASP:H	1:B:96:ASP:HB2	6	0.25
(1,1750)	1:B:94:THR:HA	1:B:95:ASP:H	14	0.25
(1,1749)	1:B:94:THR:H	1:B:96:ASP:H	14	0.25
(1,1700)	1:B:80:SER:H	1:B:79:SER:HB2	10	0.25
(1,1679)	1:B:78:LEU:H	1:B:77:GLN:HB2	1	0.25
(1,1658)	1:B:75:GLU:H	1:B:73:LEU:HD11	2	0.25
(1,1658)	1:B:75:GLU:H	1:B:73:LEU:HD12	2	0.25
(1,1658)	1:B:75:GLU:H	1:B:73:LEU:HD13	2	0.25
(1,1654)	1:B:75:GLU:H	1:B:76:GLU:H	9	0.25
(1,1619)	1:B:70:TYR:H	1:B:70:TYR:HD1	3	0.25
(1,1619)	1:B:70:TYR:H	1:B:70:TYR:HD2	3	0.25
(1,1604)	1:B:69:GLU:H	1:B:70:TYR:H	2	0.25
(1,1571)	1:B:65:ASP:H	1:B:66:LYS:H	9	0.25
(1,1567)	1:B:64:LEU:H	1:B:63:GLY:HA2	5	0.25
(1,1556)	1:B:58:LEU:H	1:B:59:HIS:H	12	0.25
(1,1524)	1:B:54:ASP:H	1:B:54:ASP:HB2	4	0.25
(1,1517)	1:B:53:VAL:H	1:B:53:VAL:HG11	4	0.25
(1,1517)	1:B:53:VAL:H	1:B:53:VAL:HG12	4	0.25
(1,1517)	1:B:53:VAL:H	1:B:53:VAL:HG13	4	0.25
(1,148)	1:A:33:GLN:H	1:A:32:LYS:HD2	4	0.25
(1,148)	1:A:33:GLN:H	1:A:32:LYS:HD2	13	0.25
(1,144)	1:A:32:LYS:H	1:A:33:GLN:H	3	0.25
(1,1416)	1:B:36:GLY:H	1:B:35:LEU:H	8	0.25
(1,1375)	1:B:31:LEU:H	1:B:31:LEU:HG	11	0.25

*Continued on next page...*

*Continued from previous page...*

Key	Atom-1	Atom-2	Model ID	Violation (Å)
(1,137)	1:A:32:LYS:H	1:A:31:LEU:H	8	0.25
(1,1323)	1:B:19:GLY:H	1:B:18:VAL:HA	13	0.25
(1,130)	1:A:31:LEU:H	1:A:30:SER:H	5	0.25
(1,1281)	1:B:11:THR:H	1:B:12:ASP:H	8	0.25
(1,1245)	1:B:4:LEU:HD11	1:B:4:LEU:H	2	0.25
(1,1245)	1:B:4:LEU:HD12	1:B:4:LEU:H	2	0.25
(1,1245)	1:B:4:LEU:HD13	1:B:4:LEU:H	2	0.25
(1,122)	1:A:29:LEU:H	1:A:29:LEU:HB2	10	0.25
(1,1215)	1:A:211:VAL:HG21	1:A:170:ARG:HG2	15	0.25
(1,1215)	1:A:211:VAL:HG21	1:A:170:ARG:HG3	15	0.25
(1,1215)	1:A:211:VAL:HG22	1:A:170:ARG:HG2	15	0.25
(1,1215)	1:A:211:VAL:HG22	1:A:170:ARG:HG3	15	0.25
(1,1215)	1:A:211:VAL:HG23	1:A:170:ARG:HG2	15	0.25
(1,1215)	1:A:211:VAL:HG23	1:A:170:ARG:HG3	15	0.25
(1,1109)	1:A:196:LYS:H	1:A:196:LYS:HG2	3	0.25
(1,1096)	1:A:193:LYS:H	1:A:193:LYS:HB2	6	0.25
(1,1054)	1:A:187:ALA:HB1	1:A:198:MET:HB2	13	0.25
(1,1054)	1:A:187:ALA:HB1	1:A:198:MET:HB3	13	0.25
(1,1054)	1:A:187:ALA:HB2	1:A:198:MET:HB2	13	0.25
(1,1054)	1:A:187:ALA:HB2	1:A:198:MET:HB3	13	0.25
(1,1054)	1:A:187:ALA:HB3	1:A:198:MET:HB2	13	0.25
(1,1054)	1:A:187:ALA:HB3	1:A:198:MET:HB3	13	0.25
(1,1049)	1:A:187:ALA:HB1	1:A:188:LEU:H	10	0.25
(1,1049)	1:A:187:ALA:HB2	1:A:188:LEU:H	10	0.25
(1,1049)	1:A:187:ALA:HB3	1:A:188:LEU:H	10	0.25
(1,989)	1:A:180:GLY:H	1:A:180:GLY:HA2	6	0.24
(1,948)	1:A:175:THR:H	1:A:175:THR:HA	3	0.24
(1,948)	1:A:175:THR:H	1:A:175:THR:HA	9	0.24
(1,856)	1:A:159:TYR:HB3	1:A:158:SER:H	4	0.24
(1,849)	1:A:158:SER:H	1:A:158:SER:HB2	13	0.24
(1,788)	1:A:152:ALA:HB1	1:A:153:GLY:H	9	0.24
(1,788)	1:A:152:ALA:HB2	1:A:153:GLY:H	9	0.24
(1,788)	1:A:152:ALA:HB3	1:A:153:GLY:H	9	0.24
(1,73)	1:A:17:ALA:H	1:A:17:ALA:HB1	11	0.24
(1,73)	1:A:17:ALA:H	1:A:17:ALA:HB2	11	0.24
(1,73)	1:A:17:ALA:H	1:A:17:ALA:HB3	11	0.24
(1,658)	1:A:119:GLN:HB2	1:A:120:GLY:H	1	0.24
(1,655)	1:A:119:GLN:H	1:A:119:GLN:HG2	12	0.24
(1,646)	1:A:118:MET:HE1	1:A:156:ALA:H	15	0.24
(1,646)	1:A:118:MET:HE2	1:A:156:ALA:H	15	0.24
(1,646)	1:A:118:MET:HE3	1:A:156:ALA:H	15	0.24
(1,630)	1:A:117:MET:HE1	1:A:116:GLY:H	4	0.24

*Continued on next page...*

*Continued from previous page...*

Key	Atom-1	Atom-2	Model ID	Violation (Å)
(1,630)	1:A:117:MET:HE2	1:A:116:GLY:H	4	0.24
(1,630)	1:A:117:MET:HE3	1:A:116:GLY:H	4	0.24
(1,623)	1:A:116:GLY:HA2	1:A:117:MET:H	11	0.24
(1,623)	1:A:116:GLY:HA3	1:A:117:MET:H	11	0.24
(1,60)	1:A:15:ASN:H	1:A:14:ALA:HB1	3	0.24
(1,60)	1:A:15:ASN:H	1:A:14:ALA:HB2	3	0.24
(1,60)	1:A:15:ASN:H	1:A:14:ALA:HB3	3	0.24
(1,563)	1:A:107:LEU:HD11	1:A:166:ILE:HG21	8	0.24
(1,563)	1:A:107:LEU:HD11	1:A:166:ILE:HG22	8	0.24
(1,563)	1:A:107:LEU:HD11	1:A:166:ILE:HG23	8	0.24
(1,563)	1:A:107:LEU:HD12	1:A:166:ILE:HG21	8	0.24
(1,563)	1:A:107:LEU:HD12	1:A:166:ILE:HG22	8	0.24
(1,563)	1:A:107:LEU:HD12	1:A:166:ILE:HG23	8	0.24
(1,563)	1:A:107:LEU:HD13	1:A:166:ILE:HG21	8	0.24
(1,563)	1:A:107:LEU:HD13	1:A:166:ILE:HG22	8	0.24
(1,563)	1:A:107:LEU:HD13	1:A:166:ILE:HG23	8	0.24
(1,558)	1:A:106:LEU:H	1:A:106:LEU:HD11	3	0.24
(1,558)	1:A:106:LEU:H	1:A:106:LEU:HD12	3	0.24
(1,558)	1:A:106:LEU:H	1:A:106:LEU:HD13	3	0.24
(1,538)	1:A:104:VAL:HG21	1:A:170:ARG:HD2	13	0.24
(1,538)	1:A:104:VAL:HG21	1:A:170:ARG:HD3	13	0.24
(1,538)	1:A:104:VAL:HG22	1:A:170:ARG:HD2	13	0.24
(1,538)	1:A:104:VAL:HG22	1:A:170:ARG:HD3	13	0.24
(1,538)	1:A:104:VAL:HG23	1:A:170:ARG:HD2	13	0.24
(1,538)	1:A:104:VAL:HG23	1:A:170:ARG:HD3	13	0.24
(1,501)	1:A:90:SER:H	1:A:91:ARG:H	15	0.24
(1,5)	1:A:5:PHE:HB3	1:A:5:PHE:H	2	0.24
(1,495)	1:A:90:SER:H	1:A:89:PRO:HG2	5	0.24
(1,495)	1:A:90:SER:H	1:A:89:PRO:HG2	14	0.24
(1,477)	1:A:83:GLY:HA2	1:A:84:SER:H	7	0.24
(1,474)	1:A:82:GLU:HB2	1:A:83:GLY:H	7	0.24
(1,454)	1:A:80:SER:H	1:A:78:LEU:HB2	10	0.24
(1,416)	1:A:75:GLU:H	1:A:74:GLU:H	11	0.24
(1,410)	1:A:75:GLU:H	1:A:76:GLU:H	7	0.24
(1,406)	1:A:74:GLU:H	1:A:74:GLU:HG2	4	0.24
(1,37)	1:A:11:THR:H	1:A:12:ASP:H	2	0.24
(1,348)	1:A:67:GLY:HA2	1:A:68:VAL:H	3	0.24
(1,348)	1:A:67:GLY:HA3	1:A:68:VAL:H	3	0.24
(1,283)	1:A:54:ASP:HB3	1:A:55:THR:H	10	0.24
(1,276)	1:A:53:VAL:HG11	1:A:54:ASP:H	2	0.24
(1,276)	1:A:53:VAL:HG12	1:A:54:ASP:H	2	0.24
(1,276)	1:A:53:VAL:HG13	1:A:54:ASP:H	2	0.24

*Continued on next page...*

*Continued from previous page...*

Key	Atom-1	Atom-2	Model ID	Violation (Å)
(1,2595)	2:C:22:ARG:H	1:A:68:VAL:HG11	15	0.24
(1,2595)	2:C:22:ARG:H	1:A:68:VAL:HG12	15	0.24
(1,2595)	2:C:22:ARG:H	1:A:68:VAL:HG13	15	0.24
(1,2595)	2:C:22:ARG:H	1:B:68:VAL:HG11	15	0.24
(1,2595)	2:C:22:ARG:H	1:B:68:VAL:HG12	15	0.24
(1,2595)	2:C:22:ARG:H	1:B:68:VAL:HG13	15	0.24
(1,2573)	1:B:93:TRP:HE1	1:A:175:THR:HG21	11	0.24
(1,2573)	1:B:93:TRP:HE1	1:A:175:THR:HG22	11	0.24
(1,2573)	1:B:93:TRP:HE1	1:A:175:THR:HG23	11	0.24
(1,2555)	1:B:70:TYR:H	1:A:71:LEU:HG	12	0.24
(1,2551)	1:B:67:GLY:H	1:A:66:LYS:HB2	13	0.24
(1,2551)	1:B:67:GLY:H	1:A:66:LYS:HB3	13	0.24
(1,2491)	2:C:3:SER:H	2:C:4:LEU:H	1	0.24
(1,2458)	1:B:211:VAL:HG21	1:B:170:ARG:HD2	6	0.24
(1,2458)	1:B:211:VAL:HG21	1:B:170:ARG:HD3	6	0.24
(1,2458)	1:B:211:VAL:HG22	1:B:170:ARG:HD2	6	0.24
(1,2458)	1:B:211:VAL:HG22	1:B:170:ARG:HD3	6	0.24
(1,2458)	1:B:211:VAL:HG23	1:B:170:ARG:HD2	6	0.24
(1,2458)	1:B:211:VAL:HG23	1:B:170:ARG:HD3	6	0.24
(1,2456)	1:B:211:VAL:HG21	1:B:170:ARG:HB2	10	0.24
(1,2456)	1:B:211:VAL:HG21	1:B:170:ARG:HB3	10	0.24
(1,2456)	1:B:211:VAL:HG22	1:B:170:ARG:HB2	10	0.24
(1,2456)	1:B:211:VAL:HG22	1:B:170:ARG:HB3	10	0.24
(1,2456)	1:B:211:VAL:HG23	1:B:170:ARG:HB2	10	0.24
(1,2456)	1:B:211:VAL:HG23	1:B:170:ARG:HB3	10	0.24
(1,2441)	1:B:209:CYS:H	1:B:209:CYS:HB3	5	0.24
(1,2441)	1:B:209:CYS:H	1:B:209:CYS:HB3	10	0.24
(1,242)	1:A:45:ILE:H	1:A:46:SER:H	4	0.24
(1,2353)	1:B:196:LYS:H	1:B:196:LYS:HG2	7	0.24
(1,2293)	1:B:187:ALA:HB1	1:B:188:LEU:H	14	0.24
(1,2293)	1:B:187:ALA:HB2	1:B:188:LEU:H	14	0.24
(1,2293)	1:B:187:ALA:HB3	1:B:188:LEU:H	14	0.24
(1,2293)	1:B:187:ALA:HB1	1:B:188:LEU:H	15	0.24
(1,2293)	1:B:187:ALA:HB2	1:B:188:LEU:H	15	0.24
(1,2293)	1:B:187:ALA:HB3	1:B:188:LEU:H	15	0.24
(1,2282)	1:B:186:GLY:HA2	1:B:187:ALA:H	10	0.24
(1,2282)	1:B:186:GLY:HA3	1:B:187:ALA:H	10	0.24
(1,2192)	1:B:175:THR:H	1:B:175:THR:HA	13	0.24
(1,218)	1:A:41:ILE:HB	1:A:42:ASN:H	7	0.24
(1,204)	1:A:40:ASN:H	1:A:40:ASN:HB3	4	0.24
(1,2032)	1:B:152:ALA:HB1	1:B:153:GLY:H	5	0.24
(1,2032)	1:B:152:ALA:HB2	1:B:153:GLY:H	5	0.24

*Continued on next page...*



*Continued from previous page...*

Key	Atom-1	Atom-2	Model ID	Violation (Å)
(1,2032)	1:B:152:ALA:HB3	1:B:153:GLY:H	5	0.24
(1,2012)	1:B:148:LEU:HD11	1:B:195:LEU:HD11	9	0.24
(1,2012)	1:B:148:LEU:HD11	1:B:195:LEU:HD12	9	0.24
(1,2012)	1:B:148:LEU:HD11	1:B:195:LEU:HD13	9	0.24
(1,2012)	1:B:148:LEU:HD11	1:B:195:LEU:HD21	9	0.24
(1,2012)	1:B:148:LEU:HD11	1:B:195:LEU:HD22	9	0.24
(1,2012)	1:B:148:LEU:HD11	1:B:195:LEU:HD23	9	0.24
(1,2012)	1:B:148:LEU:HD12	1:B:195:LEU:HD11	9	0.24
(1,2012)	1:B:148:LEU:HD12	1:B:195:LEU:HD12	9	0.24
(1,2012)	1:B:148:LEU:HD12	1:B:195:LEU:HD13	9	0.24
(1,2012)	1:B:148:LEU:HD12	1:B:195:LEU:HD21	9	0.24
(1,2012)	1:B:148:LEU:HD12	1:B:195:LEU:HD22	9	0.24
(1,2012)	1:B:148:LEU:HD12	1:B:195:LEU:HD23	9	0.24
(1,2012)	1:B:148:LEU:HD13	1:B:195:LEU:HD11	9	0.24
(1,2012)	1:B:148:LEU:HD13	1:B:195:LEU:HD12	9	0.24
(1,2012)	1:B:148:LEU:HD13	1:B:195:LEU:HD13	9	0.24
(1,2012)	1:B:148:LEU:HD13	1:B:195:LEU:HD21	9	0.24
(1,2012)	1:B:148:LEU:HD13	1:B:195:LEU:HD22	9	0.24
(1,2012)	1:B:148:LEU:HD13	1:B:195:LEU:HD23	9	0.24
(1,1867)	1:B:116:GLY:HA2	1:B:117:MET:H	9	0.24
(1,1867)	1:B:116:GLY:HA3	1:B:117:MET:H	9	0.24
(1,1833)	1:B:111:ILE:H	1:B:111:ILE:HD11	4	0.24
(1,1833)	1:B:111:ILE:H	1:B:111:ILE:HD12	4	0.24
(1,1833)	1:B:111:ILE:H	1:B:111:ILE:HD13	4	0.24
(1,1799)	1:B:106:LEU:H	1:B:106:LEU:HG	8	0.24
(1,1781)	1:B:104:VAL:HG21	1:B:170:ARG:HG2	13	0.24
(1,1781)	1:B:104:VAL:HG21	1:B:170:ARG:HG3	13	0.24
(1,1781)	1:B:104:VAL:HG22	1:B:170:ARG:HG2	13	0.24
(1,1781)	1:B:104:VAL:HG22	1:B:170:ARG:HG3	13	0.24
(1,1781)	1:B:104:VAL:HG23	1:B:170:ARG:HG2	13	0.24
(1,1781)	1:B:104:VAL:HG23	1:B:170:ARG:HG3	13	0.24
(1,1750)	1:B:94:THR:HA	1:B:95:ASP:H	6	0.24
(1,1745)	1:B:90:SER:H	1:B:91:ARG:H	8	0.24
(1,1700)	1:B:80:SER:H	1:B:79:SER:HB2	11	0.24
(1,1698)	1:B:80:SER:H	1:B:78:LEU:HB2	6	0.24
(1,1672)	1:B:77:GLN:H	1:B:77:GLN:HB2	12	0.24
(1,167)	1:A:35:LEU:HB2	1:A:35:LEU:H	15	0.24
(1,1649)	1:B:74:GLU:H	1:B:73:LEU:HB3	12	0.24
(1,1604)	1:B:69:GLU:H	1:B:70:TYR:H	15	0.24
(1,16)	1:A:6:GLY:HA2	1:A:7:ASP:H	13	0.24
(1,1580)	1:B:66:LYS:H	1:B:67:GLY:H	7	0.24
(1,1571)	1:B:65:ASP:H	1:B:66:LYS:H	15	0.24

*Continued on next page...*

*Continued from previous page...*

Key	Atom-1	Atom-2	Model ID	Violation (Å)
(1,1544)	1:B:57:ARG:H	1:B:57:ARG:HG2	8	0.24
(1,1494)	1:B:46:SER:HA	1:B:47:GLY:H	9	0.24
(1,1486)	1:B:45:ILE:H	1:B:46:SER:H	4	0.24
(1,1486)	1:B:45:ILE:H	1:B:46:SER:H	12	0.24
(1,1409)	1:B:35:LEU:HD11	1:B:35:LEU:H	1	0.24
(1,1409)	1:B:35:LEU:HD12	1:B:35:LEU:H	1	0.24
(1,1409)	1:B:35:LEU:HD13	1:B:35:LEU:H	1	0.24
(1,1407)	1:B:34:SER:HB2	1:B:35:LEU:H	5	0.24
(1,1374)	1:B:31:LEU:H	1:B:30:SER:H	3	0.24
(1,1348)	1:B:25:LYS:H	1:B:25:LYS:HD3	6	0.24
(1,1347)	1:B:25:LYS:H	1:B:25:LYS:HD2	7	0.24
(1,1336)	1:B:22:ASP:H	1:B:23:THR:H	4	0.24
(1,1324)	1:B:19:GLY:H	1:B:19:GLY:HA2	8	0.24
(1,1310)	1:B:15:ASN:HB3	1:B:16:ALA:H	15	0.24
(1,1271)	1:B:9:THR:H	1:B:8:LYS:HB2	2	0.24
(1,1245)	1:B:4:LEU:HD11	1:B:4:LEU:H	3	0.24
(1,1245)	1:B:4:LEU:HD12	1:B:4:LEU:H	3	0.24
(1,1245)	1:B:4:LEU:HD13	1:B:4:LEU:H	3	0.24
(1,1214)	1:A:211:VAL:HG21	1:A:170:ARG:HD2	1	0.24
(1,1214)	1:A:211:VAL:HG21	1:A:170:ARG:HD3	1	0.24
(1,1214)	1:A:211:VAL:HG22	1:A:170:ARG:HD2	1	0.24
(1,1214)	1:A:211:VAL:HG22	1:A:170:ARG:HD3	1	0.24
(1,1214)	1:A:211:VAL:HG23	1:A:170:ARG:HD2	1	0.24
(1,1214)	1:A:211:VAL:HG23	1:A:170:ARG:HD3	1	0.24
(1,1099)	1:A:194:GLY:H	1:A:194:GLY:HA2	6	0.24
(1,1073)	1:A:188:LEU:HD21	1:A:196:LYS:HG2	4	0.24
(1,1073)	1:A:188:LEU:HD21	1:A:196:LYS:HG3	4	0.24
(1,1073)	1:A:188:LEU:HD22	1:A:196:LYS:HG2	4	0.24
(1,1073)	1:A:188:LEU:HD22	1:A:196:LYS:HG3	4	0.24
(1,1073)	1:A:188:LEU:HD23	1:A:196:LYS:HG2	4	0.24
(1,1073)	1:A:188:LEU:HD23	1:A:196:LYS:HG3	4	0.24
(1,1067)	1:A:188:LEU:HD21	1:A:190:LYS:H	2	0.24
(1,1067)	1:A:188:LEU:HD22	1:A:190:LYS:H	2	0.24
(1,1067)	1:A:188:LEU:HD23	1:A:190:LYS:H	2	0.24
(1,1067)	1:A:188:LEU:HD21	1:A:190:LYS:H	10	0.24
(1,1067)	1:A:188:LEU:HD22	1:A:190:LYS:H	10	0.24
(1,1067)	1:A:188:LEU:HD23	1:A:190:LYS:H	10	0.24
(1,1036)	1:A:185:THR:H	1:A:185:THR:HG1	5	0.24
(1,1021)	1:A:184:LEU:H	1:A:184:LEU:HG	6	0.24
(1,100)	1:A:24:THR:HB	1:A:25:LYS:H	6	0.24
(2,91)	1:A:152:ALA:H	1:B:180:GLY:H	6	0.23
(2,339)	1:B:152:ALA:H	1:A:186:GLY:H	15	0.23

*Continued on next page...*

*Continued from previous page...*

Key	Atom-1	Atom-2	Model ID	Violation (Å)
(1,967)	1:A:178:SER:H	1:A:178:SER:HB2	10	0.23
(1,948)	1:A:175:THR:H	1:A:175:THR:HA	2	0.23
(1,947)	1:A:175:THR:H	1:A:174:ASP:HB2	8	0.23
(1,936)	1:A:171:GLY:H	1:A:171:GLY:HA2	5	0.23
(1,936)	1:A:171:GLY:H	1:A:171:GLY:HA2	8	0.23
(1,936)	1:A:171:GLY:H	1:A:171:GLY:HA2	12	0.23
(1,936)	1:A:171:GLY:H	1:A:171:GLY:HA2	14	0.23
(1,92)	1:A:22:ASP:H	1:A:23:THR:H	3	0.23
(1,92)	1:A:22:ASP:H	1:A:23:THR:H	13	0.23
(1,898)	1:A:164:SER:H	1:A:211:VAL:HB	14	0.23
(1,817)	1:A:155:LEU:H	1:A:155:LEU:HD11	15	0.23
(1,817)	1:A:155:LEU:H	1:A:155:LEU:HD12	15	0.23
(1,817)	1:A:155:LEU:H	1:A:155:LEU:HD13	15	0.23
(1,8)	1:A:6:GLY:H	1:A:5:PHE:HB2	5	0.23
(1,73)	1:A:17:ALA:H	1:A:17:ALA:HB1	15	0.23
(1,73)	1:A:17:ALA:H	1:A:17:ALA:HB2	15	0.23
(1,73)	1:A:17:ALA:H	1:A:17:ALA:HB3	15	0.23
(1,677)	1:A:121:LEU:HD11	1:A:155:LEU:HD11	13	0.23
(1,677)	1:A:121:LEU:HD11	1:A:155:LEU:HD12	13	0.23
(1,677)	1:A:121:LEU:HD11	1:A:155:LEU:HD13	13	0.23
(1,677)	1:A:121:LEU:HD12	1:A:155:LEU:HD11	13	0.23
(1,677)	1:A:121:LEU:HD12	1:A:155:LEU:HD12	13	0.23
(1,677)	1:A:121:LEU:HD12	1:A:155:LEU:HD13	13	0.23
(1,677)	1:A:121:LEU:HD13	1:A:155:LEU:HD11	13	0.23
(1,677)	1:A:121:LEU:HD13	1:A:155:LEU:HD12	13	0.23
(1,677)	1:A:121:LEU:HD13	1:A:155:LEU:HD13	13	0.23
(1,676)	1:A:121:LEU:HD11	1:A:152:ALA:HB1	2	0.23
(1,676)	1:A:121:LEU:HD11	1:A:152:ALA:HB2	2	0.23
(1,676)	1:A:121:LEU:HD11	1:A:152:ALA:HB3	2	0.23
(1,676)	1:A:121:LEU:HD12	1:A:152:ALA:HB1	2	0.23
(1,676)	1:A:121:LEU:HD12	1:A:152:ALA:HB2	2	0.23
(1,676)	1:A:121:LEU:HD12	1:A:152:ALA:HB3	2	0.23
(1,676)	1:A:121:LEU:HD13	1:A:152:ALA:HB1	2	0.23
(1,676)	1:A:121:LEU:HD13	1:A:152:ALA:HB2	2	0.23
(1,676)	1:A:121:LEU:HD13	1:A:152:ALA:HB3	2	0.23
(1,657)	1:A:119:GLN:H	1:A:119:GLN:HB2	2	0.23
(1,651)	1:A:118:MET:HE1	1:A:159:TYR:HB2	14	0.23
(1,651)	1:A:118:MET:HE1	1:A:159:TYR:HB3	14	0.23
(1,651)	1:A:118:MET:HE2	1:A:159:TYR:HB2	14	0.23
(1,651)	1:A:118:MET:HE2	1:A:159:TYR:HB3	14	0.23
(1,651)	1:A:118:MET:HE3	1:A:159:TYR:HB2	14	0.23
(1,651)	1:A:118:MET:HE3	1:A:159:TYR:HB3	14	0.23

*Continued on next page...*

*Continued from previous page...*

Key	Atom-1	Atom-2	Model ID	Violation (Å)
(1,647)	1:A:118:MET:HE1	1:A:155:LEU:HD21	4	0.23
(1,647)	1:A:118:MET:HE1	1:A:155:LEU:HD22	4	0.23
(1,647)	1:A:118:MET:HE1	1:A:155:LEU:HD23	4	0.23
(1,647)	1:A:118:MET:HE2	1:A:155:LEU:HD21	4	0.23
(1,647)	1:A:118:MET:HE2	1:A:155:LEU:HD22	4	0.23
(1,647)	1:A:118:MET:HE2	1:A:155:LEU:HD23	4	0.23
(1,647)	1:A:118:MET:HE3	1:A:155:LEU:HD21	4	0.23
(1,647)	1:A:118:MET:HE3	1:A:155:LEU:HD22	4	0.23
(1,647)	1:A:118:MET:HE3	1:A:155:LEU:HD23	4	0.23
(1,623)	1:A:116:GLY:HA2	1:A:117:MET:H	6	0.23
(1,623)	1:A:116:GLY:HA3	1:A:117:MET:H	6	0.23
(1,611)	1:A:114:PHE:HB3	1:A:115:SER:H	10	0.23
(1,589)	1:A:111:ILE:H	1:A:111:ILE:HD11	1	0.23
(1,589)	1:A:111:ILE:H	1:A:111:ILE:HD12	1	0.23
(1,589)	1:A:111:ILE:H	1:A:111:ILE:HD13	1	0.23
(1,567)	1:A:107:LEU:HD11	1:A:166:ILE:H	3	0.23
(1,567)	1:A:107:LEU:HD12	1:A:166:ILE:H	3	0.23
(1,567)	1:A:107:LEU:HD13	1:A:166:ILE:H	3	0.23
(1,563)	1:A:107:LEU:HD11	1:A:166:ILE:HG21	5	0.23
(1,563)	1:A:107:LEU:HD11	1:A:166:ILE:HG22	5	0.23
(1,563)	1:A:107:LEU:HD11	1:A:166:ILE:HG23	5	0.23
(1,563)	1:A:107:LEU:HD12	1:A:166:ILE:HG21	5	0.23
(1,563)	1:A:107:LEU:HD12	1:A:166:ILE:HG22	5	0.23
(1,563)	1:A:107:LEU:HD12	1:A:166:ILE:HG23	5	0.23
(1,563)	1:A:107:LEU:HD13	1:A:166:ILE:HG21	5	0.23
(1,563)	1:A:107:LEU:HD13	1:A:166:ILE:HG22	5	0.23
(1,563)	1:A:107:LEU:HD13	1:A:166:ILE:HG23	5	0.23
(1,528)	1:A:103:ALA:HB1	1:A:166:ILE:HG21	11	0.23
(1,528)	1:A:103:ALA:HB1	1:A:166:ILE:HG22	11	0.23
(1,528)	1:A:103:ALA:HB1	1:A:166:ILE:HG23	11	0.23
(1,528)	1:A:103:ALA:HB2	1:A:166:ILE:HG21	11	0.23
(1,528)	1:A:103:ALA:HB2	1:A:166:ILE:HG22	11	0.23
(1,528)	1:A:103:ALA:HB2	1:A:166:ILE:HG23	11	0.23
(1,528)	1:A:103:ALA:HB3	1:A:166:ILE:HG21	11	0.23
(1,528)	1:A:103:ALA:HB3	1:A:166:ILE:HG22	11	0.23
(1,528)	1:A:103:ALA:HB3	1:A:166:ILE:HG23	11	0.23
(1,517)	1:A:96:ASP:H	1:A:97:LEU:HD11	7	0.23
(1,517)	1:A:96:ASP:H	1:A:97:LEU:HD12	7	0.23
(1,517)	1:A:96:ASP:H	1:A:97:LEU:HD13	7	0.23
(1,506)	1:A:94:THR:HA	1:A:95:ASP:H	7	0.23
(1,506)	1:A:94:THR:HA	1:A:95:ASP:H	12	0.23
(1,504)	1:A:94:THR:H	1:A:95:ASP:H	14	0.23

*Continued on next page...*

*Continued from previous page...*

Key	Atom-1	Atom-2	Model ID	Violation (Å)
(1,435)	1:A:78:LEU:H	1:A:77:GLN:HB2	14	0.23
(1,410)	1:A:75:GLU:H	1:A:76:GLU:H	4	0.23
(1,410)	1:A:75:GLU:H	1:A:76:GLU:H	10	0.23
(1,39)	1:A:11:THR:HG21	1:A:12:ASP:H	14	0.23
(1,39)	1:A:11:THR:HG22	1:A:12:ASP:H	14	0.23
(1,39)	1:A:11:THR:HG23	1:A:12:ASP:H	14	0.23
(1,35)	1:A:11:THR:H	1:A:11:THR:HB	14	0.23
(1,3)	1:A:5:PHE:H	1:A:4:LEU:H	12	0.23
(1,297)	1:A:57:ARG:H	1:A:56:ALA:HB1	15	0.23
(1,297)	1:A:57:ARG:H	1:A:56:ALA:HB2	15	0.23
(1,297)	1:A:57:ARG:H	1:A:56:ALA:HB3	15	0.23
(1,2551)	1:B:67:GLY:H	1:A:66:LYS:HB2	5	0.23
(1,2551)	1:B:67:GLY:H	1:A:66:LYS:HB3	5	0.23
(1,2475)	1:B:216:LYS:H	1:B:216:LYS:HG2	15	0.23
(1,2341)	1:B:193:LYS:H	1:B:193:LYS:HB3	6	0.23
(1,2328)	1:B:190:LYS:H	1:B:190:LYS:HG2	6	0.23
(1,2293)	1:B:187:ALA:HB1	1:B:188:LEU:H	8	0.23
(1,2293)	1:B:187:ALA:HB2	1:B:188:LEU:H	8	0.23
(1,2293)	1:B:187:ALA:HB3	1:B:188:LEU:H	8	0.23
(1,2293)	1:B:187:ALA:HB1	1:B:188:LEU:H	11	0.23
(1,2293)	1:B:187:ALA:HB2	1:B:188:LEU:H	11	0.23
(1,2293)	1:B:187:ALA:HB3	1:B:188:LEU:H	11	0.23
(1,2282)	1:B:186:GLY:HA2	1:B:187:ALA:H	9	0.23
(1,2282)	1:B:186:GLY:HA3	1:B:187:ALA:H	9	0.23
(1,2180)	1:B:171:GLY:H	1:B:171:GLY:HA2	7	0.23
(1,2180)	1:B:171:GLY:H	1:B:171:GLY:HA2	9	0.23
(1,2172)	1:B:169:LEU:H	1:B:169:LEU:HG	4	0.23
(1,2172)	1:B:169:LEU:H	1:B:169:LEU:HG	10	0.23
(1,2169)	1:B:169:LEU:H	1:B:169:LEU:HA	14	0.23
(1,2146)	1:B:165:THR:HA	1:B:169:LEU:H	10	0.23
(1,2100)	1:B:159:TYR:HB3	1:B:158:SER:H	10	0.23
(1,2071)	1:B:156:ALA:HB1	1:B:118:MET:HB2	11	0.23
(1,2071)	1:B:156:ALA:HB1	1:B:118:MET:HB3	11	0.23
(1,2071)	1:B:156:ALA:HB2	1:B:118:MET:HB2	11	0.23
(1,2071)	1:B:156:ALA:HB2	1:B:118:MET:HB3	11	0.23
(1,2071)	1:B:156:ALA:HB3	1:B:118:MET:HB2	11	0.23
(1,2071)	1:B:156:ALA:HB3	1:B:118:MET:HB3	11	0.23
(1,2070)	1:B:156:ALA:HB1	1:B:118:MET:HG2	7	0.23
(1,2070)	1:B:156:ALA:HB1	1:B:118:MET:HG3	7	0.23
(1,2070)	1:B:156:ALA:HB2	1:B:118:MET:HG2	7	0.23
(1,2070)	1:B:156:ALA:HB2	1:B:118:MET:HG3	7	0.23
(1,2070)	1:B:156:ALA:HB3	1:B:118:MET:HG2	7	0.23

*Continued on next page...*

*Continued from previous page...*

Key	Atom-1	Atom-2	Model ID	Violation (Å)
(1,2070)	1:B:156:ALA:HB3	1:B:118:MET:HG3	7	0.23
(1,2053)	1:B:154:ILE:HD11	1:B:200:TYR:HD1	1	0.23
(1,2053)	1:B:154:ILE:HD11	1:B:200:TYR:HD2	1	0.23
(1,2053)	1:B:154:ILE:HD12	1:B:200:TYR:HD1	1	0.23
(1,2053)	1:B:154:ILE:HD12	1:B:200:TYR:HD2	1	0.23
(1,2053)	1:B:154:ILE:HD13	1:B:200:TYR:HD1	1	0.23
(1,2053)	1:B:154:ILE:HD13	1:B:200:TYR:HD2	1	0.23
(1,2041)	1:B:153:GLY:HA2	1:B:154:ILE:H	10	0.23
(1,2041)	1:B:153:GLY:HA3	1:B:154:ILE:H	10	0.23
(1,2016)	1:B:149:GLY:HA3	1:B:150:ASN:H	1	0.23
(1,19)	1:A:8:LYS:H	1:A:7:ASP:HB2	8	0.23
(1,1867)	1:B:116:GLY:HA2	1:B:117:MET:H	10	0.23
(1,1867)	1:B:116:GLY:HA3	1:B:117:MET:H	10	0.23
(1,1838)	1:B:111:ILE:HG21	1:B:112:GLY:H	4	0.23
(1,1838)	1:B:111:ILE:HG22	1:B:112:GLY:H	4	0.23
(1,1838)	1:B:111:ILE:HG23	1:B:112:GLY:H	4	0.23
(1,182)	1:A:37:PHE:H	1:A:36:GLY:HA2	15	0.23
(1,1807)	1:B:107:LEU:HD11	1:B:166:ILE:HG21	8	0.23
(1,1807)	1:B:107:LEU:HD11	1:B:166:ILE:HG22	8	0.23
(1,1807)	1:B:107:LEU:HD11	1:B:166:ILE:HG23	8	0.23
(1,1807)	1:B:107:LEU:HD12	1:B:166:ILE:HG21	8	0.23
(1,1807)	1:B:107:LEU:HD12	1:B:166:ILE:HG22	8	0.23
(1,1807)	1:B:107:LEU:HD12	1:B:166:ILE:HG23	8	0.23
(1,1807)	1:B:107:LEU:HD13	1:B:166:ILE:HG21	8	0.23
(1,1807)	1:B:107:LEU:HD13	1:B:166:ILE:HG22	8	0.23
(1,1807)	1:B:107:LEU:HD13	1:B:166:ILE:HG23	8	0.23
(1,1796)	1:B:106:LEU:H	1:B:105:TYR:H	15	0.23
(1,1751)	1:B:94:THR:HG21	1:B:105:TYR:HB2	14	0.23
(1,1751)	1:B:94:THR:HG21	1:B:105:TYR:HB3	14	0.23
(1,1751)	1:B:94:THR:HG22	1:B:105:TYR:HB2	14	0.23
(1,1751)	1:B:94:THR:HG22	1:B:105:TYR:HB3	14	0.23
(1,1751)	1:B:94:THR:HG23	1:B:105:TYR:HB2	14	0.23
(1,1751)	1:B:94:THR:HG23	1:B:105:TYR:HB3	14	0.23
(1,1745)	1:B:90:SER:H	1:B:91:ARG:H	9	0.23
(1,1722)	1:B:84:SER:H	1:B:84:SER:HB2	10	0.23
(1,1721)	1:B:83:GLY:HA2	1:B:84:SER:H	11	0.23
(1,172)	1:A:36:GLY:H	1:A:35:LEU:H	4	0.23
(1,172)	1:A:36:GLY:H	1:A:35:LEU:H	7	0.23
(1,172)	1:A:36:GLY:H	1:A:35:LEU:H	10	0.23
(1,1714)	1:B:81:LEU:HB2	1:B:82:GLU:H	2	0.23
(1,1672)	1:B:77:GLN:H	1:B:77:GLN:HB2	5	0.23
(1,1654)	1:B:75:GLU:H	1:B:76:GLU:H	3	0.23

*Continued on next page...*



*Continued from previous page...*

Key	Atom-1	Atom-2	Model ID	Violation (Å)
(1,1654)	1:B:75:GLU:H	1:B:76:GLU:H	4	0.23
(1,1639)	1:B:73:LEU:H	1:B:74:GLU:H	1	0.23
(1,1613)	1:B:70:TYR:H	1:B:71:LEU:H	12	0.23
(1,1604)	1:B:69:GLU:H	1:B:70:TYR:H	4	0.23
(1,1603)	1:B:68:VAL:H	1:B:68:VAL:HG11	15	0.23
(1,1603)	1:B:68:VAL:H	1:B:68:VAL:HG12	15	0.23
(1,1603)	1:B:68:VAL:H	1:B:68:VAL:HG13	15	0.23
(1,16)	1:A:6:GLY:HA2	1:A:7:ASP:H	1	0.23
(1,16)	1:A:6:GLY:HA2	1:A:7:ASP:H	10	0.23
(1,1592)	1:B:67:GLY:HA2	1:B:68:VAL:H	7	0.23
(1,1592)	1:B:67:GLY:HA3	1:B:68:VAL:H	7	0.23
(1,1580)	1:B:66:LYS:H	1:B:67:GLY:H	4	0.23
(1,1556)	1:B:58:LEU:H	1:B:59:HIS:H	5	0.23
(1,1556)	1:B:58:LEU:H	1:B:59:HIS:H	9	0.23
(1,1545)	1:B:57:ARG:HB2	1:B:58:LEU:H	8	0.23
(1,1544)	1:B:57:ARG:H	1:B:57:ARG:HG2	10	0.23
(1,1541)	1:B:57:ARG:H	1:B:56:ALA:HB1	7	0.23
(1,1541)	1:B:57:ARG:H	1:B:56:ALA:HB2	7	0.23
(1,1541)	1:B:57:ARG:H	1:B:56:ALA:HB3	7	0.23
(1,1541)	1:B:57:ARG:H	1:B:56:ALA:HB1	13	0.23
(1,1541)	1:B:57:ARG:H	1:B:56:ALA:HB2	13	0.23
(1,1541)	1:B:57:ARG:H	1:B:56:ALA:HB3	13	0.23
(1,1519)	1:B:53:VAL:HB	1:B:54:ASP:H	12	0.23
(1,1483)	1:B:45:ILE:H	1:B:45:ILE:HB	13	0.23
(1,1449)	1:B:40:ASN:HB3	1:B:41:ILE:H	11	0.23
(1,1439)	1:B:38:GLU:H	1:B:38:GLU:HG2	2	0.23
(1,1374)	1:B:31:LEU:H	1:B:30:SER:H	12	0.23
(1,136)	1:A:32:LYS:H	1:A:31:LEU:HD21	11	0.23
(1,136)	1:A:32:LYS:H	1:A:31:LEU:HD22	11	0.23
(1,136)	1:A:32:LYS:H	1:A:31:LEU:HD23	11	0.23
(1,1359)	1:B:28:GLU:H	1:B:28:GLU:HG2	7	0.23
(1,1358)	1:B:28:GLU:H	1:B:28:GLU:HB2	4	0.23
(1,1343)	1:B:24:THR:HG21	1:B:25:LYS:H	4	0.23
(1,1343)	1:B:24:THR:HG22	1:B:25:LYS:H	4	0.23
(1,1343)	1:B:24:THR:HG23	1:B:25:LYS:H	4	0.23
(1,1294)	1:B:13:ASP:HB2	1:B:14:ALA:H	1	0.23
(1,127)	1:A:30:SER:H	1:A:30:SER:HB3	5	0.23
(1,1260)	1:B:6:GLY:HA2	1:B:7:ASP:H	3	0.23
(1,1254)	1:B:6:GLY:H	1:B:5:PHE:HB3	8	0.23
(1,1245)	1:B:4:LEU:HD11	1:B:4:LEU:H	11	0.23
(1,1245)	1:B:4:LEU:HD12	1:B:4:LEU:H	11	0.23
(1,1245)	1:B:4:LEU:HD13	1:B:4:LEU:H	11	0.23

*Continued on next page...*

*Continued from previous page...*

Key	Atom-1	Atom-2	Model ID	Violation (Å)
(1,1212)	1:A:211:VAL:HG21	1:A:170:ARG:HB2	5	0.23
(1,1212)	1:A:211:VAL:HG21	1:A:170:ARG:HB3	5	0.23
(1,1212)	1:A:211:VAL:HG22	1:A:170:ARG:HB2	5	0.23
(1,1212)	1:A:211:VAL:HG22	1:A:170:ARG:HB3	5	0.23
(1,1212)	1:A:211:VAL:HG23	1:A:170:ARG:HB2	5	0.23
(1,1212)	1:A:211:VAL:HG23	1:A:170:ARG:HB3	5	0.23
(1,120)	1:A:29:LEU:H	1:A:29:LEU:HD11	11	0.23
(1,120)	1:A:29:LEU:H	1:A:29:LEU:HD12	11	0.23
(1,120)	1:A:29:LEU:H	1:A:29:LEU:HD13	11	0.23
(1,1161)	1:A:204:MET:H	1:A:204:MET:HE1	12	0.23
(1,1161)	1:A:204:MET:H	1:A:204:MET:HE2	12	0.23
(1,1161)	1:A:204:MET:H	1:A:204:MET:HE3	12	0.23
(1,1116)	1:A:198:MET:H	1:A:198:MET:HE1	9	0.23
(1,1116)	1:A:198:MET:H	1:A:198:MET:HE2	9	0.23
(1,1116)	1:A:198:MET:H	1:A:198:MET:HE3	9	0.23
(1,1102)	1:A:195:LEU:H	1:A:195:LEU:HG	1	0.23
(1,1069)	1:A:188:LEU:HD11	1:A:198:MET:HB2	10	0.23
(1,1069)	1:A:188:LEU:HD11	1:A:198:MET:HB3	10	0.23
(1,1069)	1:A:188:LEU:HD12	1:A:198:MET:HB2	10	0.23
(1,1069)	1:A:188:LEU:HD12	1:A:198:MET:HB3	10	0.23
(1,1069)	1:A:188:LEU:HD13	1:A:198:MET:HB2	10	0.23
(1,1069)	1:A:188:LEU:HD13	1:A:198:MET:HB3	10	0.23
(1,1049)	1:A:187:ALA:HB1	1:A:188:LEU:H	14	0.23
(1,1049)	1:A:187:ALA:HB2	1:A:188:LEU:H	14	0.23
(1,1049)	1:A:187:ALA:HB3	1:A:188:LEU:H	14	0.23
(1,1038)	1:A:186:GLY:HA2	1:A:187:ALA:H	10	0.23
(1,1038)	1:A:186:GLY:HA3	1:A:187:ALA:H	10	0.23
(1,1032)	1:A:185:THR:H	1:A:184:LEU:HB2	6	0.23
(1,989)	1:A:180:GLY:H	1:A:180:GLY:HA2	1	0.22
(1,989)	1:A:180:GLY:H	1:A:180:GLY:HA2	4	0.22
(1,989)	1:A:180:GLY:H	1:A:180:GLY:HA2	11	0.22
(1,970)	1:A:178:SER:HB2	1:A:179:ILE:H	15	0.22
(1,97)	1:A:24:THR:H	1:A:24:THR:HB	5	0.22
(1,953)	1:A:175:THR:HG21	1:A:212:TRP:HE1	1	0.22
(1,953)	1:A:175:THR:HG22	1:A:212:TRP:HE1	1	0.22
(1,953)	1:A:175:THR:HG23	1:A:212:TRP:HE1	1	0.22
(1,932)	1:A:170:ARG:H	1:A:170:ARG:HD2	4	0.22
(1,902)	1:A:165:THR:HA	1:A:169:LEU:H	1	0.22
(1,838)	1:A:157:LEU:HD11	1:A:203:ALA:HB1	5	0.22
(1,838)	1:A:157:LEU:HD11	1:A:203:ALA:HB2	5	0.22
(1,838)	1:A:157:LEU:HD11	1:A:203:ALA:HB3	5	0.22
(1,838)	1:A:157:LEU:HD12	1:A:203:ALA:HB1	5	0.22

*Continued on next page...*

*Continued from previous page...*

Key	Atom-1	Atom-2	Model ID	Violation (Å)
(1,838)	1:A:157:LEU:HD12	1:A:203:ALA:HB2	5	0.22
(1,838)	1:A:157:LEU:HD12	1:A:203:ALA:HB3	5	0.22
(1,838)	1:A:157:LEU:HD13	1:A:203:ALA:HB1	5	0.22
(1,838)	1:A:157:LEU:HD13	1:A:203:ALA:HB2	5	0.22
(1,838)	1:A:157:LEU:HD13	1:A:203:ALA:HB3	5	0.22
(1,838)	1:A:157:LEU:HD21	1:A:203:ALA:HB1	5	0.22
(1,838)	1:A:157:LEU:HD21	1:A:203:ALA:HB2	5	0.22
(1,838)	1:A:157:LEU:HD21	1:A:203:ALA:HB3	5	0.22
(1,838)	1:A:157:LEU:HD22	1:A:203:ALA:HB1	5	0.22
(1,838)	1:A:157:LEU:HD22	1:A:203:ALA:HB2	5	0.22
(1,838)	1:A:157:LEU:HD22	1:A:203:ALA:HB3	5	0.22
(1,838)	1:A:157:LEU:HD23	1:A:203:ALA:HB1	5	0.22
(1,838)	1:A:157:LEU:HD23	1:A:203:ALA:HB2	5	0.22
(1,838)	1:A:157:LEU:HD23	1:A:203:ALA:HB3	5	0.22
(1,837)	1:A:157:LEU:HD11	1:A:200:TYR:HD1	15	0.22
(1,837)	1:A:157:LEU:HD11	1:A:200:TYR:HD2	15	0.22
(1,837)	1:A:157:LEU:HD12	1:A:200:TYR:HD1	15	0.22
(1,837)	1:A:157:LEU:HD12	1:A:200:TYR:HD2	15	0.22
(1,837)	1:A:157:LEU:HD13	1:A:200:TYR:HD1	15	0.22
(1,837)	1:A:157:LEU:HD13	1:A:200:TYR:HD2	15	0.22
(1,837)	1:A:157:LEU:HD21	1:A:200:TYR:HD1	15	0.22
(1,837)	1:A:157:LEU:HD21	1:A:200:TYR:HD2	15	0.22
(1,837)	1:A:157:LEU:HD22	1:A:200:TYR:HD1	15	0.22
(1,837)	1:A:157:LEU:HD22	1:A:200:TYR:HD2	15	0.22
(1,837)	1:A:157:LEU:HD23	1:A:200:TYR:HD1	15	0.22
(1,837)	1:A:157:LEU:HD23	1:A:200:TYR:HD2	15	0.22
(1,797)	1:A:153:GLY:HA2	1:A:154:ILE:H	13	0.22
(1,797)	1:A:153:GLY:HA3	1:A:154:ILE:H	13	0.22
(1,784)	1:A:152:ALA:H	1:A:151:ASN:HB2	13	0.22
(1,776)	1:A:151:ASN:H	1:A:152:ALA:H	5	0.22
(1,776)	1:A:151:ASN:H	1:A:152:ALA:H	6	0.22
(1,771)	1:A:149:GLY:H	1:A:149:GLY:HA2	12	0.22
(1,765)	1:A:147:PHE:H	1:A:147:PHE:HB2	2	0.22
(1,709)	1:A:133:GLN:HB2	1:A:134:LEU:H	4	0.22
(1,60)	1:A:15:ASN:H	1:A:14:ALA:HB1	5	0.22
(1,60)	1:A:15:ASN:H	1:A:14:ALA:HB2	5	0.22
(1,60)	1:A:15:ASN:H	1:A:14:ALA:HB3	5	0.22
(1,60)	1:A:15:ASN:H	1:A:14:ALA:HB1	13	0.22
(1,60)	1:A:15:ASN:H	1:A:14:ALA:HB2	13	0.22
(1,60)	1:A:15:ASN:H	1:A:14:ALA:HB3	13	0.22
(1,589)	1:A:111:ILE:H	1:A:111:ILE:HD11	14	0.22
(1,589)	1:A:111:ILE:H	1:A:111:ILE:HD12	14	0.22

*Continued on next page...*

*Continued from previous page...*

Key	Atom-1	Atom-2	Model ID	Violation (Å)
(1,589)	1:A:111:ILE:H	1:A:111:ILE:HD13	14	0.22
(1,538)	1:A:104:VAL:HG21	1:A:170:ARG:HD2	3	0.22
(1,538)	1:A:104:VAL:HG21	1:A:170:ARG:HD3	3	0.22
(1,538)	1:A:104:VAL:HG22	1:A:170:ARG:HD2	3	0.22
(1,538)	1:A:104:VAL:HG22	1:A:170:ARG:HD3	3	0.22
(1,538)	1:A:104:VAL:HG23	1:A:170:ARG:HD2	3	0.22
(1,538)	1:A:104:VAL:HG23	1:A:170:ARG:HD3	3	0.22
(1,536)	1:A:104:VAL:HG21	1:A:170:ARG:HB2	15	0.22
(1,536)	1:A:104:VAL:HG21	1:A:170:ARG:HB3	15	0.22
(1,536)	1:A:104:VAL:HG22	1:A:170:ARG:HB2	15	0.22
(1,536)	1:A:104:VAL:HG22	1:A:170:ARG:HB3	15	0.22
(1,536)	1:A:104:VAL:HG23	1:A:170:ARG:HB2	15	0.22
(1,536)	1:A:104:VAL:HG23	1:A:170:ARG:HB3	15	0.22
(1,534)	1:A:104:VAL:H	1:A:104:VAL:HA	12	0.22
(1,524)	1:A:103:ALA:H	1:A:104:VAL:H	5	0.22
(1,517)	1:A:96:ASP:H	1:A:97:LEU:HD11	5	0.22
(1,517)	1:A:96:ASP:H	1:A:97:LEU:HD12	5	0.22
(1,517)	1:A:96:ASP:H	1:A:97:LEU:HD13	5	0.22
(1,490)	1:A:88:ILE:H	1:A:88:ILE:HD11	10	0.22
(1,490)	1:A:88:ILE:H	1:A:88:ILE:HD12	10	0.22
(1,490)	1:A:88:ILE:H	1:A:88:ILE:HD13	10	0.22
(1,428)	1:A:77:GLN:H	1:A:77:GLN:HB2	12	0.22
(1,375)	1:A:70:TYR:H	1:A:70:TYR:HD1	10	0.22
(1,375)	1:A:70:TYR:H	1:A:70:TYR:HD2	10	0.22
(1,370)	1:A:70:TYR:H	1:A:72:ASP:H	7	0.22
(1,37)	1:A:11:THR:H	1:A:12:ASP:H	6	0.22
(1,360)	1:A:69:GLU:H	1:A:70:TYR:H	4	0.22
(1,360)	1:A:69:GLU:H	1:A:70:TYR:H	11	0.22
(1,36)	1:A:11:THR:H	1:A:11:THR:HG21	2	0.22
(1,36)	1:A:11:THR:H	1:A:11:THR:HG22	2	0.22
(1,36)	1:A:11:THR:H	1:A:11:THR:HG23	2	0.22
(1,359)	1:A:68:VAL:H	1:A:68:VAL:HG11	11	0.22
(1,359)	1:A:68:VAL:H	1:A:68:VAL:HG12	11	0.22
(1,359)	1:A:68:VAL:H	1:A:68:VAL:HG13	11	0.22
(1,336)	1:A:66:LYS:H	1:A:67:GLY:H	10	0.22
(1,336)	1:A:66:LYS:H	1:A:67:GLY:H	11	0.22
(1,336)	1:A:66:LYS:H	1:A:67:GLY:H	14	0.22
(1,297)	1:A:57:ARG:H	1:A:56:ALA:HB1	2	0.22
(1,297)	1:A:57:ARG:H	1:A:56:ALA:HB2	2	0.22
(1,297)	1:A:57:ARG:H	1:A:56:ALA:HB3	2	0.22
(1,282)	1:A:54:ASP:H	1:A:54:ASP:HB3	13	0.22
(1,278)	1:A:53:VAL:HA	1:A:54:ASP:H	13	0.22

*Continued on next page...*

*Continued from previous page...*

Key	Atom-1	Atom-2	Model ID	Violation (Å)
(1,271)	1:A:53:VAL:H	1:A:52:HIS:HB2	15	0.22
(1,264)	1:A:51:MET:HB2	1:A:52:HIS:H	15	0.22
(1,2597)	2:C:21:SER:H	1:A:68:VAL:HB	9	0.22
(1,2597)	2:C:21:SER:H	1:B:68:VAL:HB	9	0.22
(1,258)	1:A:50:GLY:H	1:A:49:GLY:HA2	14	0.22
(1,2558)	1:B:71:LEU:H	1:A:70:TYR:HB2	4	0.22
(1,2558)	1:B:71:LEU:H	1:A:70:TYR:HB3	4	0.22
(1,2553)	1:B:70:TYR:H	1:A:71:LEU:HA	13	0.22
(1,2516)	1:A:70:TYR:H	1:B:71:LEU:HG	5	0.22
(1,2512)	1:A:67:GLY:H	1:B:66:LYS:HB2	1	0.22
(1,2512)	1:A:67:GLY:H	1:B:66:LYS:HB3	1	0.22
(1,2511)	1:A:67:GLY:H	1:B:66:LYS:HA	3	0.22
(1,250)	1:A:46:SER:HA	1:A:47:GLY:H	11	0.22
(1,2456)	1:B:211:VAL:HG21	1:B:170:ARG:HB2	5	0.22
(1,2456)	1:B:211:VAL:HG21	1:B:170:ARG:HB3	5	0.22
(1,2456)	1:B:211:VAL:HG22	1:B:170:ARG:HB2	5	0.22
(1,2456)	1:B:211:VAL:HG22	1:B:170:ARG:HB3	5	0.22
(1,2456)	1:B:211:VAL:HG23	1:B:170:ARG:HB2	5	0.22
(1,2456)	1:B:211:VAL:HG23	1:B:170:ARG:HB3	5	0.22
(1,2348)	1:B:195:LEU:H	1:B:195:LEU:HB2	1	0.22
(1,2341)	1:B:193:LYS:H	1:B:193:LYS:HB3	1	0.22
(1,234)	1:A:44:ILE:H	1:A:44:ILE:HG12	6	0.22
(1,2338)	1:B:192:SER:HB2	1:B:193:LYS:H	1	0.22
(1,2333)	1:B:191:SER:H	1:B:191:SER:HB3	13	0.22
(1,2282)	1:B:186:GLY:HA2	1:B:187:ALA:H	1	0.22
(1,2282)	1:B:186:GLY:HA3	1:B:187:ALA:H	1	0.22
(1,2282)	1:B:186:GLY:HA2	1:B:187:ALA:H	2	0.22
(1,2282)	1:B:186:GLY:HA3	1:B:187:ALA:H	2	0.22
(1,2282)	1:B:186:GLY:HA2	1:B:187:ALA:H	6	0.22
(1,2282)	1:B:186:GLY:HA3	1:B:187:ALA:H	6	0.22
(1,2282)	1:B:186:GLY:HA2	1:B:187:ALA:H	12	0.22
(1,2282)	1:B:186:GLY:HA3	1:B:187:ALA:H	12	0.22
(1,2233)	1:B:180:GLY:H	1:B:180:GLY:HA2	2	0.22
(1,2233)	1:B:180:GLY:H	1:B:180:GLY:HA2	3	0.22
(1,2233)	1:B:180:GLY:H	1:B:180:GLY:HA2	10	0.22
(1,2233)	1:B:180:GLY:H	1:B:180:GLY:HA2	11	0.22
(1,2233)	1:B:180:GLY:H	1:B:180:GLY:HA2	12	0.22
(1,2233)	1:B:180:GLY:H	1:B:180:GLY:HA2	14	0.22
(1,2214)	1:B:178:SER:HB2	1:B:179:ILE:H	11	0.22
(1,2211)	1:B:178:SER:H	1:B:178:SER:HB2	15	0.22
(1,2192)	1:B:175:THR:H	1:B:175:THR:HA	6	0.22
(1,2192)	1:B:175:THR:H	1:B:175:THR:HA	7	0.22

*Continued on next page...*

*Continued from previous page...*

Key	Atom-1	Atom-2	Model ID	Violation (Å)
(1,2192)	1:B:175:THR:H	1:B:175:THR:HA	12	0.22
(1,2174)	1:B:170:ARG:H	1:B:170:ARG:HA	12	0.22
(1,2165)	1:B:168:ALA:HB1	1:B:211:VAL:HG21	4	0.22
(1,2165)	1:B:168:ALA:HB1	1:B:211:VAL:HG22	4	0.22
(1,2165)	1:B:168:ALA:HB1	1:B:211:VAL:HG23	4	0.22
(1,2165)	1:B:168:ALA:HB2	1:B:211:VAL:HG21	4	0.22
(1,2165)	1:B:168:ALA:HB2	1:B:211:VAL:HG22	4	0.22
(1,2165)	1:B:168:ALA:HB2	1:B:211:VAL:HG23	4	0.22
(1,2165)	1:B:168:ALA:HB3	1:B:211:VAL:HG21	4	0.22
(1,2165)	1:B:168:ALA:HB3	1:B:211:VAL:HG22	4	0.22
(1,2165)	1:B:168:ALA:HB3	1:B:211:VAL:HG23	4	0.22
(1,2052)	1:B:154:ILE:HD11	1:B:200:TYR:HE1	6	0.22
(1,2052)	1:B:154:ILE:HD11	1:B:200:TYR:HE2	6	0.22
(1,2052)	1:B:154:ILE:HD12	1:B:200:TYR:HE1	6	0.22
(1,2052)	1:B:154:ILE:HD12	1:B:200:TYR:HE2	6	0.22
(1,2052)	1:B:154:ILE:HD13	1:B:200:TYR:HE1	6	0.22
(1,2052)	1:B:154:ILE:HD13	1:B:200:TYR:HE2	6	0.22
(1,2041)	1:B:153:GLY:HA2	1:B:154:ILE:H	15	0.22
(1,2041)	1:B:153:GLY:HA3	1:B:154:ILE:H	15	0.22
(1,1922)	1:B:121:LEU:HD21	1:B:152:ALA:HB1	3	0.22
(1,1922)	1:B:121:LEU:HD21	1:B:152:ALA:HB2	3	0.22
(1,1922)	1:B:121:LEU:HD21	1:B:152:ALA:HB3	3	0.22
(1,1922)	1:B:121:LEU:HD22	1:B:152:ALA:HB1	3	0.22
(1,1922)	1:B:121:LEU:HD22	1:B:152:ALA:HB2	3	0.22
(1,1922)	1:B:121:LEU:HD22	1:B:152:ALA:HB3	3	0.22
(1,1922)	1:B:121:LEU:HD23	1:B:152:ALA:HB1	3	0.22
(1,1922)	1:B:121:LEU:HD23	1:B:152:ALA:HB2	3	0.22
(1,1922)	1:B:121:LEU:HD23	1:B:152:ALA:HB3	3	0.22
(1,1899)	1:B:119:GLN:H	1:B:119:GLN:HG2	6	0.22
(1,1892)	1:B:118:MET:HE1	1:B:155:LEU:HG	5	0.22
(1,1892)	1:B:118:MET:HE2	1:B:155:LEU:HG	5	0.22
(1,1892)	1:B:118:MET:HE3	1:B:155:LEU:HG	5	0.22
(1,188)	1:A:37:PHE:HD1	1:A:38:GLU:H	10	0.22
(1,188)	1:A:37:PHE:HD2	1:A:38:GLU:H	10	0.22
(1,1867)	1:B:116:GLY:HA2	1:B:117:MET:H	2	0.22
(1,1867)	1:B:116:GLY:HA3	1:B:117:MET:H	2	0.22
(1,1855)	1:B:114:PHE:HB3	1:B:115:SER:H	11	0.22
(1,185)	1:A:37:PHE:H	1:A:37:PHE:HD1	8	0.22
(1,185)	1:A:37:PHE:H	1:A:37:PHE:HD2	8	0.22
(1,1829)	1:B:111:ILE:HA	1:B:112:GLY:H	2	0.22
(1,1796)	1:B:106:LEU:H	1:B:105:TYR:H	10	0.22
(1,1783)	1:B:104:VAL:HG21	1:B:170:ARG:HE	9	0.22

*Continued on next page...*



*Continued from previous page...*

Key	Atom-1	Atom-2	Model ID	Violation (Å)
(1,1783)	1:B:104:VAL:HG22	1:B:170:ARG:HE	9	0.22
(1,1783)	1:B:104:VAL:HG23	1:B:170:ARG:HE	9	0.22
(1,1761)	1:B:96:ASP:H	1:B:97:LEU:HD11	9	0.22
(1,1761)	1:B:96:ASP:H	1:B:97:LEU:HD12	9	0.22
(1,1761)	1:B:96:ASP:H	1:B:97:LEU:HD13	9	0.22
(1,1750)	1:B:94:THR:HA	1:B:95:ASP:H	15	0.22
(1,1728)	1:B:87:LEU:H	1:B:87:LEU:HB2	8	0.22
(1,1721)	1:B:83:GLY:HA2	1:B:84:SER:H	9	0.22
(1,1711)	1:B:81:LEU:HG	1:B:82:GLU:H	5	0.22
(1,1700)	1:B:80:SER:H	1:B:79:SER:HB2	6	0.22
(1,1672)	1:B:77:GLN:H	1:B:77:GLN:HB2	6	0.22
(1,167)	1:A:35:LEU:HB2	1:A:35:LEU:H	2	0.22
(1,1654)	1:B:75:GLU:H	1:B:76:GLU:H	10	0.22
(1,1654)	1:B:75:GLU:H	1:B:76:GLU:H	15	0.22
(1,1623)	1:B:71:LEU:H	1:B:72:ASP:H	13	0.22
(1,1603)	1:B:68:VAL:H	1:B:68:VAL:HG11	2	0.22
(1,1603)	1:B:68:VAL:H	1:B:68:VAL:HG12	2	0.22
(1,1603)	1:B:68:VAL:H	1:B:68:VAL:HG13	2	0.22
(1,1603)	1:B:68:VAL:H	1:B:68:VAL:HG11	7	0.22
(1,1603)	1:B:68:VAL:H	1:B:68:VAL:HG12	7	0.22
(1,1603)	1:B:68:VAL:H	1:B:68:VAL:HG13	7	0.22
(1,1603)	1:B:68:VAL:H	1:B:68:VAL:HG11	14	0.22
(1,1603)	1:B:68:VAL:H	1:B:68:VAL:HG12	14	0.22
(1,1603)	1:B:68:VAL:H	1:B:68:VAL:HG13	14	0.22
(1,1524)	1:B:54:ASP:H	1:B:54:ASP:HB2	6	0.22
(1,1523)	1:B:53:VAL:HG11	1:B:56:ALA:H	8	0.22
(1,1523)	1:B:53:VAL:HG12	1:B:56:ALA:H	8	0.22
(1,1523)	1:B:53:VAL:HG13	1:B:56:ALA:H	8	0.22
(1,1522)	1:B:53:VAL:HA	1:B:54:ASP:H	7	0.22
(1,1486)	1:B:45:ILE:H	1:B:46:SER:H	5	0.22
(1,1407)	1:B:34:SER:HB2	1:B:35:LEU:H	9	0.22
(1,1385)	1:B:32:LYS:H	1:B:32:LYS:HD2	13	0.22
(1,1344)	1:B:24:THR:HB	1:B:25:LYS:H	14	0.22
(1,1304)	1:B:15:ASN:H	1:B:14:ALA:HB1	1	0.22
(1,1304)	1:B:15:ASN:H	1:B:14:ALA:HB2	1	0.22
(1,1304)	1:B:15:ASN:H	1:B:14:ALA:HB3	1	0.22
(1,1304)	1:B:15:ASN:H	1:B:14:ALA:HB1	15	0.22
(1,1304)	1:B:15:ASN:H	1:B:14:ALA:HB2	15	0.22
(1,1304)	1:B:15:ASN:H	1:B:14:ALA:HB3	15	0.22
(1,130)	1:A:31:LEU:H	1:A:30:SER:H	1	0.22
(1,1294)	1:B:13:ASP:HB2	1:B:14:ALA:H	6	0.22
(1,1281)	1:B:11:THR:H	1:B:12:ASP:H	15	0.22

*Continued on next page...*

*Continued from previous page...*

Key	Atom-1	Atom-2	Model ID	Violation (Å)
(1,124)	1:A:29:LEU:HB2	1:A:30:SER:H	7	0.22
(1,107)	1:A:27:LYS:H	1:A:26:PRO:HG2	2	0.22
(1,1067)	1:A:188:LEU:HD21	1:A:190:LYS:H	13	0.22
(1,1067)	1:A:188:LEU:HD22	1:A:190:LYS:H	13	0.22
(1,1067)	1:A:188:LEU:HD23	1:A:190:LYS:H	13	0.22
(1,1038)	1:A:186:GLY:HA2	1:A:187:ALA:H	14	0.22
(1,1038)	1:A:186:GLY:HA3	1:A:187:ALA:H	14	0.22
(1,989)	1:A:180:GLY:H	1:A:180:GLY:HA2	2	0.21
(1,989)	1:A:180:GLY:H	1:A:180:GLY:HA2	3	0.21
(1,989)	1:A:180:GLY:H	1:A:180:GLY:HA2	5	0.21
(1,989)	1:A:180:GLY:H	1:A:180:GLY:HA2	7	0.21
(1,989)	1:A:180:GLY:H	1:A:180:GLY:HA2	8	0.21
(1,989)	1:A:180:GLY:H	1:A:180:GLY:HA2	9	0.21
(1,989)	1:A:180:GLY:H	1:A:180:GLY:HA2	10	0.21
(1,989)	1:A:180:GLY:H	1:A:180:GLY:HA2	12	0.21
(1,989)	1:A:180:GLY:H	1:A:180:GLY:HA2	13	0.21
(1,989)	1:A:180:GLY:H	1:A:180:GLY:HA2	14	0.21
(1,989)	1:A:180:GLY:H	1:A:180:GLY:HA2	15	0.21
(1,930)	1:A:170:ARG:H	1:A:170:ARG:HA	4	0.21
(1,827)	1:A:156:ALA:HB1	1:A:118:MET:HB2	15	0.21
(1,827)	1:A:156:ALA:HB1	1:A:118:MET:HB3	15	0.21
(1,827)	1:A:156:ALA:HB2	1:A:118:MET:HB2	15	0.21
(1,827)	1:A:156:ALA:HB2	1:A:118:MET:HB3	15	0.21
(1,827)	1:A:156:ALA:HB3	1:A:118:MET:HB2	15	0.21
(1,827)	1:A:156:ALA:HB3	1:A:118:MET:HB3	15	0.21
(1,8)	1:A:6:GLY:H	1:A:5:PHE:HB2	15	0.21
(1,776)	1:A:151:ASN:H	1:A:152:ALA:H	10	0.21
(1,776)	1:A:151:ASN:H	1:A:152:ALA:H	12	0.21
(1,767)	1:A:148:LEU:H	1:A:148:LEU:HD11	13	0.21
(1,767)	1:A:148:LEU:H	1:A:148:LEU:HD12	13	0.21
(1,767)	1:A:148:LEU:H	1:A:148:LEU:HD13	13	0.21
(1,710)	1:A:134:LEU:H	1:A:135:ASN:H	12	0.21
(1,710)	1:A:134:LEU:H	1:A:135:ASN:H	14	0.21
(1,710)	1:A:134:LEU:H	1:A:135:ASN:H	15	0.21
(1,683)	1:A:124:ILE:H	1:A:124:ILE:HB	12	0.21
(1,655)	1:A:119:GLN:H	1:A:119:GLN:HG2	1	0.21
(1,653)	1:A:119:GLN:H	1:A:120:GLY:H	11	0.21
(1,623)	1:A:116:GLY:HA2	1:A:117:MET:H	1	0.21
(1,623)	1:A:116:GLY:HA3	1:A:117:MET:H	1	0.21
(1,623)	1:A:116:GLY:HA2	1:A:117:MET:H	7	0.21
(1,623)	1:A:116:GLY:HA3	1:A:117:MET:H	7	0.21
(1,596)	1:A:111:ILE:HD11	1:A:163:ASN:HB2	11	0.21

*Continued on next page...*

*Continued from previous page...*

Key	Atom-1	Atom-2	Model ID	Violation (Å)
(1,596)	1:A:111:ILE:HD11	1:A:163:ASN:HB3	11	0.21
(1,596)	1:A:111:ILE:HD12	1:A:163:ASN:HB2	11	0.21
(1,596)	1:A:111:ILE:HD12	1:A:163:ASN:HB3	11	0.21
(1,596)	1:A:111:ILE:HD13	1:A:163:ASN:HB2	11	0.21
(1,596)	1:A:111:ILE:HD13	1:A:163:ASN:HB3	11	0.21
(1,566)	1:A:107:LEU:HD11	1:A:163:ASN:HD21	1	0.21
(1,566)	1:A:107:LEU:HD11	1:A:163:ASN:HD22	1	0.21
(1,566)	1:A:107:LEU:HD12	1:A:163:ASN:HD21	1	0.21
(1,566)	1:A:107:LEU:HD12	1:A:163:ASN:HD22	1	0.21
(1,566)	1:A:107:LEU:HD13	1:A:163:ASN:HD21	1	0.21
(1,566)	1:A:107:LEU:HD13	1:A:163:ASN:HD22	1	0.21
(1,534)	1:A:104:VAL:H	1:A:104:VAL:HA	7	0.21
(1,524)	1:A:103:ALA:H	1:A:104:VAL:H	8	0.21
(1,524)	1:A:103:ALA:H	1:A:104:VAL:H	12	0.21
(1,517)	1:A:96:ASP:H	1:A:97:LEU:HD11	4	0.21
(1,517)	1:A:96:ASP:H	1:A:97:LEU:HD12	4	0.21
(1,517)	1:A:96:ASP:H	1:A:97:LEU:HD13	4	0.21
(1,514)	1:A:96:ASP:H	1:A:96:ASP:HB2	12	0.21
(1,511)	1:A:95:ASP:H	1:A:172:LYS:HE2	8	0.21
(1,511)	1:A:95:ASP:H	1:A:172:LYS:HE3	8	0.21
(1,506)	1:A:94:THR:HA	1:A:95:ASP:H	3	0.21
(1,504)	1:A:94:THR:H	1:A:95:ASP:H	5	0.21
(1,492)	1:A:88:ILE:H	1:A:88:ILE:HG21	9	0.21
(1,492)	1:A:88:ILE:H	1:A:88:ILE:HG22	9	0.21
(1,492)	1:A:88:ILE:H	1:A:88:ILE:HG23	9	0.21
(1,44)	1:A:12:ASP:H	1:A:13:ASP:H	11	0.21
(1,370)	1:A:70:TYR:H	1:A:72:ASP:H	13	0.21
(1,359)	1:A:68:VAL:H	1:A:68:VAL:HG11	1	0.21
(1,359)	1:A:68:VAL:H	1:A:68:VAL:HG12	1	0.21
(1,359)	1:A:68:VAL:H	1:A:68:VAL:HG13	1	0.21
(1,359)	1:A:68:VAL:H	1:A:68:VAL:HG11	2	0.21
(1,359)	1:A:68:VAL:H	1:A:68:VAL:HG12	2	0.21
(1,359)	1:A:68:VAL:H	1:A:68:VAL:HG13	2	0.21
(1,359)	1:A:68:VAL:H	1:A:68:VAL:HG11	3	0.21
(1,359)	1:A:68:VAL:H	1:A:68:VAL:HG12	3	0.21
(1,359)	1:A:68:VAL:H	1:A:68:VAL:HG13	3	0.21
(1,359)	1:A:68:VAL:H	1:A:68:VAL:HG11	4	0.21
(1,359)	1:A:68:VAL:H	1:A:68:VAL:HG12	4	0.21
(1,359)	1:A:68:VAL:H	1:A:68:VAL:HG13	4	0.21
(1,359)	1:A:68:VAL:H	1:A:68:VAL:HG11	5	0.21
(1,359)	1:A:68:VAL:H	1:A:68:VAL:HG12	5	0.21
(1,359)	1:A:68:VAL:H	1:A:68:VAL:HG13	5	0.21

*Continued on next page...*

*Continued from previous page...*

Key	Atom-1	Atom-2	Model ID	Violation (Å)
(1,359)	1:A:68:VAL:H	1:A:68:VAL:HG11	6	0.21
(1,359)	1:A:68:VAL:H	1:A:68:VAL:HG12	6	0.21
(1,359)	1:A:68:VAL:H	1:A:68:VAL:HG13	6	0.21
(1,359)	1:A:68:VAL:H	1:A:68:VAL:HG11	7	0.21
(1,359)	1:A:68:VAL:H	1:A:68:VAL:HG12	7	0.21
(1,359)	1:A:68:VAL:H	1:A:68:VAL:HG13	7	0.21
(1,359)	1:A:68:VAL:H	1:A:68:VAL:HG11	8	0.21
(1,359)	1:A:68:VAL:H	1:A:68:VAL:HG12	8	0.21
(1,359)	1:A:68:VAL:H	1:A:68:VAL:HG13	8	0.21
(1,359)	1:A:68:VAL:H	1:A:68:VAL:HG11	10	0.21
(1,359)	1:A:68:VAL:H	1:A:68:VAL:HG12	10	0.21
(1,359)	1:A:68:VAL:H	1:A:68:VAL:HG13	10	0.21
(1,359)	1:A:68:VAL:H	1:A:68:VAL:HG11	12	0.21
(1,359)	1:A:68:VAL:H	1:A:68:VAL:HG12	12	0.21
(1,359)	1:A:68:VAL:H	1:A:68:VAL:HG13	12	0.21
(1,359)	1:A:68:VAL:H	1:A:68:VAL:HG11	13	0.21
(1,359)	1:A:68:VAL:H	1:A:68:VAL:HG12	13	0.21
(1,359)	1:A:68:VAL:H	1:A:68:VAL:HG13	13	0.21
(1,359)	1:A:68:VAL:H	1:A:68:VAL:HG11	14	0.21
(1,359)	1:A:68:VAL:H	1:A:68:VAL:HG12	14	0.21
(1,359)	1:A:68:VAL:H	1:A:68:VAL:HG13	14	0.21
(1,348)	1:A:67:GLY:HA2	1:A:68:VAL:H	8	0.21
(1,348)	1:A:67:GLY:HA3	1:A:68:VAL:H	8	0.21
(1,299)	1:A:57:ARG:H	1:A:57:ARG:HG3	9	0.21
(1,290)	1:A:55:THR:H	1:A:56:ALA:H	10	0.21
(1,2604)	2:C:7:SER:H	1:A:76:GLU:HG2	10	0.21
(1,2604)	2:C:7:SER:H	1:A:76:GLU:HG3	10	0.21
(1,2604)	2:C:7:SER:H	1:B:76:GLU:HG2	10	0.21
(1,2604)	2:C:7:SER:H	1:B:76:GLU:HG3	10	0.21
(1,2597)	2:C:21:SER:H	1:A:68:VAL:HB	8	0.21
(1,2597)	2:C:21:SER:H	1:B:68:VAL:HB	8	0.21
(1,2534)	1:A:93:TRP:HE1	1:B:175:THR:HG21	2	0.21
(1,2534)	1:A:93:TRP:HE1	1:B:175:THR:HG22	2	0.21
(1,2534)	1:A:93:TRP:HE1	1:B:175:THR:HG23	2	0.21
(1,250)	1:A:46:SER:HA	1:A:47:GLY:H	1	0.21
(1,2441)	1:B:209:CYS:H	1:B:209:CYS:HB3	9	0.21
(1,2409)	1:B:204:MET:HE1	1:B:156:ALA:HB1	15	0.21
(1,2409)	1:B:204:MET:HE1	1:B:156:ALA:HB2	15	0.21
(1,2409)	1:B:204:MET:HE1	1:B:156:ALA:HB3	15	0.21
(1,2409)	1:B:204:MET:HE2	1:B:156:ALA:HB1	15	0.21
(1,2409)	1:B:204:MET:HE2	1:B:156:ALA:HB2	15	0.21
(1,2409)	1:B:204:MET:HE2	1:B:156:ALA:HB3	15	0.21

*Continued on next page...*

*Continued from previous page...*

Key	Atom-1	Atom-2	Model ID	Violation (Å)
(1,2409)	1:B:204:MET:HE3	1:B:156:ALA:HB1	15	0.21
(1,2409)	1:B:204:MET:HE3	1:B:156:ALA:HB2	15	0.21
(1,2409)	1:B:204:MET:HE3	1:B:156:ALA:HB3	15	0.21
(1,2374)	1:B:199:GLY:H	1:B:199:GLY:HA2	8	0.21
(1,2349)	1:B:195:LEU:H	1:B:195:LEU:HD11	13	0.21
(1,2349)	1:B:195:LEU:H	1:B:195:LEU:HD12	13	0.21
(1,2349)	1:B:195:LEU:H	1:B:195:LEU:HD13	13	0.21
(1,2326)	1:B:190:LYS:H	1:B:190:LYS:HE2	12	0.21
(1,2313)	1:B:188:LEU:HD11	1:B:198:MET:HB2	11	0.21
(1,2313)	1:B:188:LEU:HD11	1:B:198:MET:HB3	11	0.21
(1,2313)	1:B:188:LEU:HD12	1:B:198:MET:HB2	11	0.21
(1,2313)	1:B:188:LEU:HD12	1:B:198:MET:HB3	11	0.21
(1,2313)	1:B:188:LEU:HD13	1:B:198:MET:HB2	11	0.21
(1,2313)	1:B:188:LEU:HD13	1:B:198:MET:HB3	11	0.21
(1,2298)	1:B:187:ALA:HB1	1:B:198:MET:HB2	2	0.21
(1,2298)	1:B:187:ALA:HB1	1:B:198:MET:HB3	2	0.21
(1,2298)	1:B:187:ALA:HB2	1:B:198:MET:HB2	2	0.21
(1,2298)	1:B:187:ALA:HB2	1:B:198:MET:HB3	2	0.21
(1,2298)	1:B:187:ALA:HB3	1:B:198:MET:HB2	2	0.21
(1,2298)	1:B:187:ALA:HB3	1:B:198:MET:HB3	2	0.21
(1,2293)	1:B:187:ALA:HB1	1:B:188:LEU:H	10	0.21
(1,2293)	1:B:187:ALA:HB2	1:B:188:LEU:H	10	0.21
(1,2293)	1:B:187:ALA:HB3	1:B:188:LEU:H	10	0.21
(1,2288)	1:B:187:ALA:H	1:B:188:LEU:H	2	0.21
(1,2288)	1:B:187:ALA:H	1:B:188:LEU:H	3	0.21
(1,2288)	1:B:187:ALA:H	1:B:188:LEU:H	4	0.21
(1,2288)	1:B:187:ALA:H	1:B:188:LEU:H	6	0.21
(1,2288)	1:B:187:ALA:H	1:B:188:LEU:H	11	0.21
(1,2255)	1:B:183:ALA:HB1	1:B:205:VAL:HG21	12	0.21
(1,2255)	1:B:183:ALA:HB1	1:B:205:VAL:HG22	12	0.21
(1,2255)	1:B:183:ALA:HB1	1:B:205:VAL:HG23	12	0.21
(1,2255)	1:B:183:ALA:HB2	1:B:205:VAL:HG21	12	0.21
(1,2255)	1:B:183:ALA:HB2	1:B:205:VAL:HG22	12	0.21
(1,2255)	1:B:183:ALA:HB2	1:B:205:VAL:HG23	12	0.21
(1,2255)	1:B:183:ALA:HB3	1:B:205:VAL:HG21	12	0.21
(1,2255)	1:B:183:ALA:HB3	1:B:205:VAL:HG22	12	0.21
(1,2255)	1:B:183:ALA:HB3	1:B:205:VAL:HG23	12	0.21
(1,225)	1:A:42:ASN:H	1:A:42:ASN:HB2	4	0.21
(1,225)	1:A:42:ASN:H	1:A:42:ASN:HB2	7	0.21
(1,2233)	1:B:180:GLY:H	1:B:180:GLY:HA2	1	0.21
(1,2233)	1:B:180:GLY:H	1:B:180:GLY:HA2	4	0.21
(1,2233)	1:B:180:GLY:H	1:B:180:GLY:HA2	5	0.21

*Continued on next page...*

*Continued from previous page...*

Key	Atom-1	Atom-2	Model ID	Violation (Å)
(1,2233)	1:B:180:GLY:H	1:B:180:GLY:HA2	6	0.21
(1,2233)	1:B:180:GLY:H	1:B:180:GLY:HA2	7	0.21
(1,2233)	1:B:180:GLY:H	1:B:180:GLY:HA2	8	0.21
(1,2233)	1:B:180:GLY:H	1:B:180:GLY:HA2	9	0.21
(1,2233)	1:B:180:GLY:H	1:B:180:GLY:HA2	13	0.21
(1,2233)	1:B:180:GLY:H	1:B:180:GLY:HA2	15	0.21
(1,220)	1:A:42:ASN:H	1:A:43:ASN:H	8	0.21
(1,2184)	1:B:172:LYS:HD2	1:B:172:LYS:H	13	0.21
(1,218)	1:A:41:ILE:HB	1:A:42:ASN:H	5	0.21
(1,2174)	1:B:170:ARG:H	1:B:170:ARG:HA	7	0.21
(1,2146)	1:B:165:THR:HA	1:B:169:LEU:H	11	0.21
(1,2087)	1:B:157:LEU:HD11	1:B:204:MET:HA	13	0.21
(1,2087)	1:B:157:LEU:HD12	1:B:204:MET:HA	13	0.21
(1,2087)	1:B:157:LEU:HD13	1:B:204:MET:HA	13	0.21
(1,2087)	1:B:157:LEU:HD21	1:B:204:MET:HA	13	0.21
(1,2087)	1:B:157:LEU:HD22	1:B:204:MET:HA	13	0.21
(1,2087)	1:B:157:LEU:HD23	1:B:204:MET:HA	13	0.21
(1,2081)	1:B:157:LEU:HD11	1:B:200:TYR:HD1	5	0.21
(1,2081)	1:B:157:LEU:HD11	1:B:200:TYR:HD2	5	0.21
(1,2081)	1:B:157:LEU:HD12	1:B:200:TYR:HD1	5	0.21
(1,2081)	1:B:157:LEU:HD12	1:B:200:TYR:HD2	5	0.21
(1,2081)	1:B:157:LEU:HD13	1:B:200:TYR:HD1	5	0.21
(1,2081)	1:B:157:LEU:HD13	1:B:200:TYR:HD2	5	0.21
(1,2081)	1:B:157:LEU:HD21	1:B:200:TYR:HD1	5	0.21
(1,2081)	1:B:157:LEU:HD21	1:B:200:TYR:HD2	5	0.21
(1,2081)	1:B:157:LEU:HD22	1:B:200:TYR:HD1	5	0.21
(1,2081)	1:B:157:LEU:HD22	1:B:200:TYR:HD2	5	0.21
(1,2081)	1:B:157:LEU:HD23	1:B:200:TYR:HD1	5	0.21
(1,2081)	1:B:157:LEU:HD23	1:B:200:TYR:HD2	5	0.21
(1,2020)	1:B:151:ASN:H	1:B:152:ALA:H	10	0.21
(1,2016)	1:B:149:GLY:HA3	1:B:150:ASN:H	5	0.21
(1,1954)	1:B:134:LEU:H	1:B:135:ASN:H	14	0.21
(1,1920)	1:B:121:LEU:HD11	1:B:152:ALA:HB1	9	0.21
(1,1920)	1:B:121:LEU:HD11	1:B:152:ALA:HB2	9	0.21
(1,1920)	1:B:121:LEU:HD11	1:B:152:ALA:HB3	9	0.21
(1,1920)	1:B:121:LEU:HD12	1:B:152:ALA:HB1	9	0.21
(1,1920)	1:B:121:LEU:HD12	1:B:152:ALA:HB2	9	0.21
(1,1920)	1:B:121:LEU:HD12	1:B:152:ALA:HB3	9	0.21
(1,1920)	1:B:121:LEU:HD13	1:B:152:ALA:HB1	9	0.21
(1,1920)	1:B:121:LEU:HD13	1:B:152:ALA:HB2	9	0.21
(1,1920)	1:B:121:LEU:HD13	1:B:152:ALA:HB3	9	0.21
(1,190)	1:A:37:PHE:HB2	1:A:38:GLU:H	7	0.21

*Continued on next page...*



*Continued from previous page...*

Key	Atom-1	Atom-2	Model ID	Violation (Å)
(1,1897)	1:B:119:GLN:H	1:B:120:GLY:H	10	0.21
(1,1887)	1:B:118:MET:H	1:B:118:MET:HA	8	0.21
(1,1886)	1:B:118:MET:H	1:B:118:MET:HE1	15	0.21
(1,1886)	1:B:118:MET:H	1:B:118:MET:HE2	15	0.21
(1,1886)	1:B:118:MET:H	1:B:118:MET:HE3	15	0.21
(1,1856)	1:B:114:PHE:HB2	1:B:115:SER:H	11	0.21
(1,1855)	1:B:114:PHE:HB3	1:B:115:SER:H	9	0.21
(1,1800)	1:B:106:LEU:H	1:B:106:LEU:HA	14	0.21
(1,178)	1:A:37:PHE:H	1:A:35:LEU:HG	14	0.21
(1,1778)	1:B:104:VAL:H	1:B:104:VAL:HA	1	0.21
(1,1768)	1:B:103:ALA:H	1:B:104:VAL:H	2	0.21
(1,1761)	1:B:96:ASP:H	1:B:97:LEU:HD11	15	0.21
(1,1761)	1:B:96:ASP:H	1:B:97:LEU:HD12	15	0.21
(1,1761)	1:B:96:ASP:H	1:B:97:LEU:HD13	15	0.21
(1,1750)	1:B:94:THR:HA	1:B:95:ASP:H	4	0.21
(1,1718)	1:B:82:GLU:HB2	1:B:83:GLY:H	13	0.21
(1,1713)	1:B:81:LEU:H	1:B:82:GLU:H	10	0.21
(1,1698)	1:B:80:SER:H	1:B:78:LEU:HB2	14	0.21
(1,1690)	1:B:79:SER:H	1:B:78:LEU:HB3	3	0.21
(1,1675)	1:B:78:LEU:H	1:B:79:SER:H	8	0.21
(1,167)	1:A:35:LEU:HB2	1:A:35:LEU:H	13	0.21
(1,1648)	1:B:74:GLU:H	1:B:73:LEU:HB2	1	0.21
(1,1614)	1:B:70:TYR:H	1:B:72:ASP:H	7	0.21
(1,1603)	1:B:68:VAL:H	1:B:68:VAL:HG11	1	0.21
(1,1603)	1:B:68:VAL:H	1:B:68:VAL:HG12	1	0.21
(1,1603)	1:B:68:VAL:H	1:B:68:VAL:HG13	1	0.21
(1,1603)	1:B:68:VAL:H	1:B:68:VAL:HG11	3	0.21
(1,1603)	1:B:68:VAL:H	1:B:68:VAL:HG12	3	0.21
(1,1603)	1:B:68:VAL:H	1:B:68:VAL:HG13	3	0.21
(1,1603)	1:B:68:VAL:H	1:B:68:VAL:HG11	8	0.21
(1,1603)	1:B:68:VAL:H	1:B:68:VAL:HG12	8	0.21
(1,1603)	1:B:68:VAL:H	1:B:68:VAL:HG13	8	0.21
(1,1592)	1:B:67:GLY:HA2	1:B:68:VAL:H	15	0.21
(1,1592)	1:B:67:GLY:HA3	1:B:68:VAL:H	15	0.21
(1,1589)	1:B:67:GLY:H	1:B:68:VAL:H	10	0.21
(1,1556)	1:B:58:LEU:H	1:B:59:HIS:H	4	0.21
(1,1541)	1:B:57:ARG:H	1:B:56:ALA:HB1	2	0.21
(1,1541)	1:B:57:ARG:H	1:B:56:ALA:HB2	2	0.21
(1,1541)	1:B:57:ARG:H	1:B:56:ALA:HB3	2	0.21
(1,1524)	1:B:54:ASP:H	1:B:54:ASP:HB2	8	0.21
(1,1490)	1:B:45:ILE:HB	1:B:46:SER:H	6	0.21
(1,1429)	1:B:37:PHE:H	1:B:37:PHE:HD1	5	0.21

*Continued on next page...*

*Continued from previous page...*

Key	Atom-1	Atom-2	Model ID	Violation (Å)
(1,1429)	1:B:37:PHE:H	1:B:37:PHE:HD2	5	0.21
(1,1375)	1:B:31:LEU:H	1:B:31:LEU:HG	5	0.21
(1,135)	1:A:31:LEU:H	1:A:32:LYS:H	5	0.21
(1,1326)	1:B:20:GLY:HA2	1:B:21:GLN:H	11	0.21
(1,1317)	1:B:17:ALA:H	1:B:17:ALA:HB1	13	0.21
(1,1317)	1:B:17:ALA:H	1:B:17:ALA:HB2	13	0.21
(1,1317)	1:B:17:ALA:H	1:B:17:ALA:HB3	13	0.21
(1,130)	1:A:31:LEU:H	1:A:30:SER:H	15	0.21
(1,1288)	1:B:12:ASP:H	1:B:13:ASP:H	5	0.21
(1,1288)	1:B:12:ASP:H	1:B:13:ASP:H	8	0.21
(1,1288)	1:B:12:ASP:H	1:B:13:ASP:H	12	0.21
(1,1260)	1:B:6:GLY:HA2	1:B:7:ASP:H	13	0.21
(1,122)	1:A:29:LEU:H	1:A:29:LEU:HB2	14	0.21
(1,1215)	1:A:211:VAL:HG21	1:A:170:ARG:HG2	10	0.21
(1,1215)	1:A:211:VAL:HG21	1:A:170:ARG:HG3	10	0.21
(1,1215)	1:A:211:VAL:HG22	1:A:170:ARG:HG2	10	0.21
(1,1215)	1:A:211:VAL:HG22	1:A:170:ARG:HG3	10	0.21
(1,1215)	1:A:211:VAL:HG23	1:A:170:ARG:HG2	10	0.21
(1,1215)	1:A:211:VAL:HG23	1:A:170:ARG:HG3	10	0.21
(1,1161)	1:A:204:MET:H	1:A:204:MET:HE1	2	0.21
(1,1161)	1:A:204:MET:H	1:A:204:MET:HE2	2	0.21
(1,1161)	1:A:204:MET:H	1:A:204:MET:HE3	2	0.21
(1,1131)	1:A:200:TYR:H	1:A:201:SER:H	4	0.21
(1,1130)	1:A:199:GLY:H	1:A:199:GLY:HA2	3	0.21
(1,1130)	1:A:199:GLY:H	1:A:199:GLY:HA2	7	0.21
(1,1124)	1:A:198:MET:HE1	1:A:191:SER:HB2	7	0.21
(1,1124)	1:A:198:MET:HE1	1:A:191:SER:HB3	7	0.21
(1,1124)	1:A:198:MET:HE2	1:A:191:SER:HB2	7	0.21
(1,1124)	1:A:198:MET:HE2	1:A:191:SER:HB3	7	0.21
(1,1124)	1:A:198:MET:HE3	1:A:191:SER:HB2	7	0.21
(1,1124)	1:A:198:MET:HE3	1:A:191:SER:HB3	7	0.21
(1,1100)	1:A:194:GLY:H	1:A:194:GLY:HA3	15	0.21
(1,1097)	1:A:193:LYS:H	1:A:193:LYS:HB3	1	0.21
(1,1092)	1:A:192:SER:H	1:A:192:SER:HB2	6	0.21
(1,1090)	1:A:191:SER:H	1:A:191:SER:HB2	11	0.21
(1,108)	1:A:27:LYS:H	1:A:27:LYS:HG2	1	0.21
(1,1044)	1:A:187:ALA:H	1:A:188:LEU:H	14	0.21
(1,1038)	1:A:186:GLY:HA2	1:A:187:ALA:H	15	0.21
(1,1038)	1:A:186:GLY:HA3	1:A:187:ALA:H	15	0.21
(1,979)	1:A:179:ILE:H	1:A:179:ILE:HG12	15	0.2
(1,970)	1:A:178:SER:HB2	1:A:179:ILE:H	7	0.2
(1,97)	1:A:24:THR:H	1:A:24:THR:HB	12	0.2

*Continued on next page...*

*Continued from previous page...*

Key	Atom-1	Atom-2	Model ID	Violation (Å)
(1,940)	1:A:172:LYS:HD2	1:A:172:LYS:H	3	0.2
(1,940)	1:A:172:LYS:HD2	1:A:172:LYS:H	13	0.2
(1,936)	1:A:171:GLY:H	1:A:171:GLY:HA2	15	0.2
(1,930)	1:A:170:ARG:H	1:A:170:ARG:HA	3	0.2
(1,930)	1:A:170:ARG:H	1:A:170:ARG:HA	7	0.2
(1,928)	1:A:169:LEU:H	1:A:169:LEU:HG	3	0.2
(1,928)	1:A:169:LEU:H	1:A:169:LEU:HG	9	0.2
(1,920)	1:A:168:ALA:H	1:A:168:ALA:HA	3	0.2
(1,920)	1:A:168:ALA:H	1:A:168:ALA:HA	4	0.2
(1,920)	1:A:168:ALA:H	1:A:168:ALA:HA	5	0.2
(1,920)	1:A:168:ALA:H	1:A:168:ALA:HA	7	0.2
(1,920)	1:A:168:ALA:H	1:A:168:ALA:HA	9	0.2
(1,920)	1:A:168:ALA:H	1:A:168:ALA:HA	12	0.2
(1,917)	1:A:167:ASP:H	1:A:168:ALA:H	10	0.2
(1,87)	1:A:21:GLN:H	1:A:22:ASP:H	9	0.2
(1,817)	1:A:155:LEU:H	1:A:155:LEU:HD11	1	0.2
(1,817)	1:A:155:LEU:H	1:A:155:LEU:HD12	1	0.2
(1,817)	1:A:155:LEU:H	1:A:155:LEU:HD13	1	0.2
(1,817)	1:A:155:LEU:H	1:A:155:LEU:HD11	6	0.2
(1,817)	1:A:155:LEU:H	1:A:155:LEU:HD12	6	0.2
(1,817)	1:A:155:LEU:H	1:A:155:LEU:HD13	6	0.2
(1,797)	1:A:153:GLY:HA2	1:A:154:ILE:H	2	0.2
(1,797)	1:A:153:GLY:HA3	1:A:154:ILE:H	2	0.2
(1,780)	1:A:152:ALA:H	1:A:153:GLY:H	1	0.2
(1,780)	1:A:152:ALA:H	1:A:153:GLY:H	15	0.2
(1,754)	1:A:141:ILE:H	1:A:141:ILE:HG21	2	0.2
(1,754)	1:A:141:ILE:H	1:A:141:ILE:HG22	2	0.2
(1,754)	1:A:141:ILE:H	1:A:141:ILE:HG23	2	0.2
(1,726)	1:A:136:THR:H	1:A:137:VAL:H	10	0.2
(1,718)	1:A:135:ASN:H	1:A:136:THR:H	6	0.2
(1,710)	1:A:134:LEU:H	1:A:135:ASN:H	2	0.2
(1,643)	1:A:118:MET:H	1:A:118:MET:HA	2	0.2
(1,643)	1:A:118:MET:H	1:A:118:MET:HA	9	0.2
(1,643)	1:A:118:MET:H	1:A:118:MET:HA	10	0.2
(1,643)	1:A:118:MET:H	1:A:118:MET:HA	11	0.2
(1,643)	1:A:118:MET:H	1:A:118:MET:HA	15	0.2
(1,642)	1:A:118:MET:H	1:A:118:MET:HE1	8	0.2
(1,642)	1:A:118:MET:H	1:A:118:MET:HE2	8	0.2
(1,642)	1:A:118:MET:H	1:A:118:MET:HE3	8	0.2
(1,597)	1:A:111:ILE:HG21	1:A:160:ASN:HD21	15	0.2
(1,597)	1:A:111:ILE:HG21	1:A:160:ASN:HD22	15	0.2
(1,597)	1:A:111:ILE:HG22	1:A:160:ASN:HD21	15	0.2

*Continued on next page...*

*Continued from previous page...*

Key	Atom-1	Atom-2	Model ID	Violation (Å)
(1,597)	1:A:111:ILE:HG22	1:A:160:ASN:HD22	15	0.2
(1,597)	1:A:111:ILE:HG23	1:A:160:ASN:HD21	15	0.2
(1,597)	1:A:111:ILE:HG23	1:A:160:ASN:HD22	15	0.2
(1,556)	1:A:106:LEU:H	1:A:106:LEU:HA	15	0.2
(1,534)	1:A:104:VAL:H	1:A:104:VAL:HA	3	0.2
(1,534)	1:A:104:VAL:H	1:A:104:VAL:HA	8	0.2
(1,534)	1:A:104:VAL:H	1:A:104:VAL:HA	9	0.2
(1,534)	1:A:104:VAL:H	1:A:104:VAL:HA	11	0.2
(1,522)	1:A:100:GLY:H	1:A:100:GLY:HA2	4	0.2
(1,497)	1:A:90:SER:H	1:A:90:SER:HB2	6	0.2
(1,469)	1:A:81:LEU:H	1:A:82:GLU:H	11	0.2
(1,454)	1:A:80:SER:H	1:A:78:LEU:HB2	8	0.2
(1,449)	1:A:80:SER:H	1:A:81:LEU:H	6	0.2
(1,44)	1:A:12:ASP:H	1:A:13:ASP:H	4	0.2
(1,428)	1:A:77:GLN:H	1:A:77:GLN:HB2	9	0.2
(1,428)	1:A:77:GLN:H	1:A:77:GLN:HB2	11	0.2
(1,40)	1:A:12:ASP:H	1:A:11:THR:HB	13	0.2
(1,387)	1:A:71:LEU:HB2	1:A:72:ASP:H	6	0.2
(1,370)	1:A:70:TYR:H	1:A:72:ASP:H	8	0.2
(1,352)	1:A:67:GLY:H	1:A:66:LYS:HB2	8	0.2
(1,352)	1:A:67:GLY:H	1:A:66:LYS:HB2	14	0.2
(1,350)	1:A:67:GLY:H	1:A:66:LYS:HB3	3	0.2
(1,348)	1:A:67:GLY:HA2	1:A:68:VAL:H	4	0.2
(1,348)	1:A:67:GLY:HA3	1:A:68:VAL:H	4	0.2
(1,348)	1:A:67:GLY:HA2	1:A:68:VAL:H	7	0.2
(1,348)	1:A:67:GLY:HA3	1:A:68:VAL:H	7	0.2
(1,348)	1:A:67:GLY:HA2	1:A:68:VAL:H	11	0.2
(1,348)	1:A:67:GLY:HA3	1:A:68:VAL:H	11	0.2
(1,297)	1:A:57:ARG:H	1:A:56:ALA:HB1	6	0.2
(1,297)	1:A:57:ARG:H	1:A:56:ALA:HB2	6	0.2
(1,297)	1:A:57:ARG:H	1:A:56:ALA:HB3	6	0.2
(1,294)	1:A:56:ALA:H	1:A:57:ARG:H	14	0.2
(1,266)	1:A:51:MET:H	1:A:52:HIS:H	15	0.2
(1,265)	1:A:51:MET:HA	1:A:52:HIS:H	13	0.2
(1,2573)	1:B:93:TRP:HE1	1:A:175:THR:HG21	9	0.2
(1,2573)	1:B:93:TRP:HE1	1:A:175:THR:HG22	9	0.2
(1,2573)	1:B:93:TRP:HE1	1:A:175:THR:HG23	9	0.2
(1,2534)	1:A:93:TRP:HE1	1:B:175:THR:HG21	9	0.2
(1,2534)	1:A:93:TRP:HE1	1:B:175:THR:HG22	9	0.2
(1,2534)	1:A:93:TRP:HE1	1:B:175:THR:HG23	9	0.2
(1,2533)	1:A:88:ILE:HD11	1:B:172:LYS:HD2	13	0.2
(1,2533)	1:A:88:ILE:HD11	1:B:172:LYS:HD3	13	0.2

*Continued on next page...*

*Continued from previous page...*

Key	Atom-1	Atom-2	Model ID	Violation (Å)
(1,2533)	1:A:88:ILE:HD12	1:B:172:LYS:HD2	13	0.2
(1,2533)	1:A:88:ILE:HD12	1:B:172:LYS:HD3	13	0.2
(1,2533)	1:A:88:ILE:HD13	1:B:172:LYS:HD2	13	0.2
(1,2533)	1:A:88:ILE:HD13	1:B:172:LYS:HD3	13	0.2
(1,2505)	2:C:19:CYS:H	2:C:20:SER:H	10	0.2
(1,2505)	2:C:19:CYS:H	2:C:20:SER:H	12	0.2
(1,2502)	2:C:16:ARG:H	2:C:17:THR:H	12	0.2
(1,2405)	1:B:204:MET:H	1:B:204:MET:HE1	2	0.2
(1,2405)	1:B:204:MET:H	1:B:204:MET:HE2	2	0.2
(1,2405)	1:B:204:MET:H	1:B:204:MET:HE3	2	0.2
(1,2375)	1:B:200:TYR:H	1:B:201:SER:H	1	0.2
(1,2375)	1:B:200:TYR:H	1:B:201:SER:H	2	0.2
(1,2375)	1:B:200:TYR:H	1:B:201:SER:H	6	0.2
(1,2375)	1:B:200:TYR:H	1:B:201:SER:H	7	0.2
(1,2375)	1:B:200:TYR:H	1:B:201:SER:H	13	0.2
(1,2353)	1:B:196:LYS:H	1:B:196:LYS:HG2	1	0.2
(1,2306)	1:B:188:LEU:H	1:B:188:LEU:HB2	10	0.2
(1,2298)	1:B:187:ALA:HB1	1:B:198:MET:HB2	4	0.2
(1,2298)	1:B:187:ALA:HB1	1:B:198:MET:HB3	4	0.2
(1,2298)	1:B:187:ALA:HB2	1:B:198:MET:HB2	4	0.2
(1,2298)	1:B:187:ALA:HB2	1:B:198:MET:HB3	4	0.2
(1,2298)	1:B:187:ALA:HB3	1:B:198:MET:HB2	4	0.2
(1,2298)	1:B:187:ALA:HB3	1:B:198:MET:HB3	4	0.2
(1,2288)	1:B:187:ALA:H	1:B:188:LEU:H	5	0.2
(1,2288)	1:B:187:ALA:H	1:B:188:LEU:H	7	0.2
(1,2288)	1:B:187:ALA:H	1:B:188:LEU:H	8	0.2
(1,2288)	1:B:187:ALA:H	1:B:188:LEU:H	9	0.2
(1,2288)	1:B:187:ALA:H	1:B:188:LEU:H	10	0.2
(1,2288)	1:B:187:ALA:H	1:B:188:LEU:H	12	0.2
(1,2288)	1:B:187:ALA:H	1:B:188:LEU:H	13	0.2
(1,2288)	1:B:187:ALA:H	1:B:188:LEU:H	15	0.2
(1,2282)	1:B:186:GLY:HA2	1:B:187:ALA:H	3	0.2
(1,2282)	1:B:186:GLY:HA3	1:B:187:ALA:H	3	0.2
(1,2282)	1:B:186:GLY:HA2	1:B:187:ALA:H	5	0.2
(1,2282)	1:B:186:GLY:HA3	1:B:187:ALA:H	5	0.2
(1,2282)	1:B:186:GLY:HA2	1:B:187:ALA:H	8	0.2
(1,2282)	1:B:186:GLY:HA3	1:B:187:ALA:H	8	0.2
(1,2282)	1:B:186:GLY:HA2	1:B:187:ALA:H	11	0.2
(1,2282)	1:B:186:GLY:HA3	1:B:187:ALA:H	11	0.2
(1,2192)	1:B:175:THR:H	1:B:175:THR:HA	4	0.2
(1,2184)	1:B:172:LYS:HD2	1:B:172:LYS:H	5	0.2
(1,2174)	1:B:170:ARG:H	1:B:170:ARG:HA	4	0.2

*Continued on next page...*

*Continued from previous page...*

Key	Atom-1	Atom-2	Model ID	Violation (Å)
(1,2174)	1:B:170:ARG:H	1:B:170:ARG:HA	6	0.2
(1,2164)	1:B:168:ALA:H	1:B:168:ALA:HA	7	0.2
(1,2164)	1:B:168:ALA:H	1:B:168:ALA:HA	13	0.2
(1,2161)	1:B:167:ASP:H	1:B:168:ALA:H	5	0.2
(1,2155)	1:B:166:ILE:H	1:B:166:ILE:HD11	6	0.2
(1,2155)	1:B:166:ILE:H	1:B:166:ILE:HD12	6	0.2
(1,2155)	1:B:166:ILE:H	1:B:166:ILE:HD13	6	0.2
(1,2155)	1:B:166:ILE:H	1:B:166:ILE:HD11	10	0.2
(1,2155)	1:B:166:ILE:H	1:B:166:ILE:HD12	10	0.2
(1,2155)	1:B:166:ILE:H	1:B:166:ILE:HD13	10	0.2
(1,2142)	1:B:164:SER:H	1:B:211:VAL:HB	1	0.2
(1,2128)	1:B:163:ASN:H	1:B:164:SER:H	2	0.2
(1,2128)	1:B:163:ASN:H	1:B:164:SER:H	14	0.2
(1,209)	1:A:41:ILE:H	1:A:42:ASN:H	7	0.2
(1,2061)	1:B:155:LEU:H	1:B:155:LEU:HD11	5	0.2
(1,2061)	1:B:155:LEU:H	1:B:155:LEU:HD12	5	0.2
(1,2061)	1:B:155:LEU:H	1:B:155:LEU:HD13	5	0.2
(1,2032)	1:B:152:ALA:HB1	1:B:153:GLY:H	1	0.2
(1,2032)	1:B:152:ALA:HB2	1:B:153:GLY:H	1	0.2
(1,2032)	1:B:152:ALA:HB3	1:B:153:GLY:H	1	0.2
(1,2020)	1:B:151:ASN:H	1:B:152:ALA:H	14	0.2
(1,2014)	1:B:149:GLY:H	1:B:149:GLY:HA3	5	0.2
(1,1977)	1:B:137:VAL:H	1:B:138:LEU:H	7	0.2
(1,1962)	1:B:135:ASN:H	1:B:136:THR:H	8	0.2
(1,1922)	1:B:121:LEU:HD21	1:B:152:ALA:HB1	5	0.2
(1,1922)	1:B:121:LEU:HD21	1:B:152:ALA:HB2	5	0.2
(1,1922)	1:B:121:LEU:HD21	1:B:152:ALA:HB3	5	0.2
(1,1922)	1:B:121:LEU:HD22	1:B:152:ALA:HB1	5	0.2
(1,1922)	1:B:121:LEU:HD22	1:B:152:ALA:HB2	5	0.2
(1,1922)	1:B:121:LEU:HD22	1:B:152:ALA:HB3	5	0.2
(1,1922)	1:B:121:LEU:HD23	1:B:152:ALA:HB1	5	0.2
(1,1922)	1:B:121:LEU:HD23	1:B:152:ALA:HB2	5	0.2
(1,1922)	1:B:121:LEU:HD23	1:B:152:ALA:HB3	5	0.2
(1,1897)	1:B:119:GLN:H	1:B:120:GLY:H	12	0.2
(1,1891)	1:B:118:MET:HE1	1:B:155:LEU:HD21	10	0.2
(1,1891)	1:B:118:MET:HE1	1:B:155:LEU:HD22	10	0.2
(1,1891)	1:B:118:MET:HE1	1:B:155:LEU:HD23	10	0.2
(1,1891)	1:B:118:MET:HE2	1:B:155:LEU:HD21	10	0.2
(1,1891)	1:B:118:MET:HE2	1:B:155:LEU:HD22	10	0.2
(1,1891)	1:B:118:MET:HE2	1:B:155:LEU:HD23	10	0.2
(1,1891)	1:B:118:MET:HE3	1:B:155:LEU:HD21	10	0.2
(1,1891)	1:B:118:MET:HE3	1:B:155:LEU:HD22	10	0.2

*Continued on next page...*



*Continued from previous page...*

Key	Atom-1	Atom-2	Model ID	Violation (Å)
(1,1891)	1:B:118:MET:HE3	1:B:155:LEU:HD23	10	0.2
(1,1887)	1:B:118:MET:H	1:B:118:MET:HA	6	0.2
(1,1887)	1:B:118:MET:H	1:B:118:MET:HA	12	0.2
(1,1887)	1:B:118:MET:H	1:B:118:MET:HA	13	0.2
(1,1878)	1:B:117:MET:H	1:B:117:MET:HA	1	0.2
(1,1878)	1:B:117:MET:H	1:B:117:MET:HA	13	0.2
(1,1878)	1:B:117:MET:H	1:B:117:MET:HA	15	0.2
(1,186)	1:A:37:PHE:H	1:A:37:PHE:HB3	8	0.2
(1,1838)	1:B:111:ILE:HG21	1:B:112:GLY:H	1	0.2
(1,1838)	1:B:111:ILE:HG22	1:B:112:GLY:H	1	0.2
(1,1838)	1:B:111:ILE:HG23	1:B:112:GLY:H	1	0.2
(1,1833)	1:B:111:ILE:H	1:B:111:ILE:HD11	15	0.2
(1,1833)	1:B:111:ILE:H	1:B:111:ILE:HD12	15	0.2
(1,1833)	1:B:111:ILE:H	1:B:111:ILE:HD13	15	0.2
(1,1828)	1:B:111:ILE:H	1:B:113:GLY:H	2	0.2
(1,1807)	1:B:107:LEU:HD11	1:B:166:ILE:HG21	3	0.2
(1,1807)	1:B:107:LEU:HD11	1:B:166:ILE:HG22	3	0.2
(1,1807)	1:B:107:LEU:HD11	1:B:166:ILE:HG23	3	0.2
(1,1807)	1:B:107:LEU:HD12	1:B:166:ILE:HG21	3	0.2
(1,1807)	1:B:107:LEU:HD12	1:B:166:ILE:HG22	3	0.2
(1,1807)	1:B:107:LEU:HD12	1:B:166:ILE:HG23	3	0.2
(1,1807)	1:B:107:LEU:HD13	1:B:166:ILE:HG21	3	0.2
(1,1807)	1:B:107:LEU:HD13	1:B:166:ILE:HG22	3	0.2
(1,1807)	1:B:107:LEU:HD13	1:B:166:ILE:HG23	3	0.2
(1,1800)	1:B:106:LEU:H	1:B:106:LEU:HA	7	0.2
(1,1800)	1:B:106:LEU:H	1:B:106:LEU:HA	8	0.2
(1,1783)	1:B:104:VAL:HG21	1:B:170:ARG:HE	3	0.2
(1,1783)	1:B:104:VAL:HG22	1:B:170:ARG:HE	3	0.2
(1,1783)	1:B:104:VAL:HG23	1:B:170:ARG:HE	3	0.2
(1,1778)	1:B:104:VAL:H	1:B:104:VAL:HA	5	0.2
(1,1778)	1:B:104:VAL:H	1:B:104:VAL:HA	9	0.2
(1,1778)	1:B:104:VAL:H	1:B:104:VAL:HA	11	0.2
(1,1768)	1:B:103:ALA:H	1:B:104:VAL:H	14	0.2
(1,1745)	1:B:90:SER:H	1:B:91:ARG:H	1	0.2
(1,1745)	1:B:90:SER:H	1:B:91:ARG:H	10	0.2
(1,1741)	1:B:90:SER:H	1:B:90:SER:HB2	2	0.2
(1,1739)	1:B:90:SER:H	1:B:89:PRO:HG2	3	0.2
(1,1736)	1:B:88:ILE:H	1:B:88:ILE:HG21	8	0.2
(1,1736)	1:B:88:ILE:H	1:B:88:ILE:HG22	8	0.2
(1,1736)	1:B:88:ILE:H	1:B:88:ILE:HG23	8	0.2
(1,1731)	1:B:87:LEU:HB2	1:B:88:ILE:H	9	0.2
(1,1721)	1:B:83:GLY:HA2	1:B:84:SER:H	5	0.2

*Continued on next page...*

*Continued from previous page...*

Key	Atom-1	Atom-2	Model ID	Violation (Å)
(1,1713)	1:B:81:LEU:H	1:B:82:GLU:H	3	0.2
(1,1713)	1:B:81:LEU:H	1:B:82:GLU:H	11	0.2
(1,1698)	1:B:80:SER:H	1:B:78:LEU:HB2	15	0.2
(1,1693)	1:B:80:SER:H	1:B:81:LEU:H	7	0.2
(1,167)	1:A:35:LEU:HB2	1:A:35:LEU:H	6	0.2
(1,1628)	1:B:71:LEU:H	1:B:71:LEU:HA	11	0.2
(1,1628)	1:B:71:LEU:H	1:B:71:LEU:HA	12	0.2
(1,162)	1:A:34:SER:H	1:A:34:SER:HB2	14	0.2
(1,1619)	1:B:70:TYR:H	1:B:70:TYR:HD1	2	0.2
(1,1619)	1:B:70:TYR:H	1:B:70:TYR:HD2	2	0.2
(1,1614)	1:B:70:TYR:H	1:B:72:ASP:H	2	0.2
(1,1614)	1:B:70:TYR:H	1:B:72:ASP:H	15	0.2
(1,1603)	1:B:68:VAL:H	1:B:68:VAL:HG11	4	0.2
(1,1603)	1:B:68:VAL:H	1:B:68:VAL:HG12	4	0.2
(1,1603)	1:B:68:VAL:H	1:B:68:VAL:HG13	4	0.2
(1,16)	1:A:6:GLY:HA2	1:A:7:ASP:H	9	0.2
(1,1571)	1:B:65:ASP:H	1:B:66:LYS:H	3	0.2
(1,1563)	1:B:64:LEU:H	1:B:65:ASP:H	15	0.2
(1,155)	1:A:33:GLN:H	1:A:34:SER:H	11	0.2
(1,1544)	1:B:57:ARG:H	1:B:57:ARG:HG2	4	0.2
(1,1543)	1:B:57:ARG:H	1:B:57:ARG:HG3	9	0.2
(1,1541)	1:B:57:ARG:H	1:B:56:ALA:HB1	6	0.2
(1,1541)	1:B:57:ARG:H	1:B:56:ALA:HB2	6	0.2
(1,1541)	1:B:57:ARG:H	1:B:56:ALA:HB3	6	0.2
(1,1534)	1:B:55:THR:H	1:B:56:ALA:H	3	0.2
(1,1528)	1:B:54:ASP:HA	1:B:55:THR:H	10	0.2
(1,1523)	1:B:53:VAL:HG11	1:B:56:ALA:H	2	0.2
(1,1523)	1:B:53:VAL:HG12	1:B:56:ALA:H	2	0.2
(1,1523)	1:B:53:VAL:HG13	1:B:56:ALA:H	2	0.2
(1,1511)	1:B:52:HIS:HB2	1:B:52:HIS:H	10	0.2
(1,1502)	1:B:50:GLY:H	1:B:49:GLY:HA2	14	0.2
(1,1486)	1:B:45:ILE:H	1:B:46:SER:H	7	0.2
(1,1464)	1:B:42:ASN:H	1:B:43:ASN:H	7	0.2
(1,1464)	1:B:42:ASN:H	1:B:43:ASN:H	12	0.2
(1,1464)	1:B:42:ASN:H	1:B:43:ASN:H	14	0.2
(1,1450)	1:B:40:ASN:HB2	1:B:41:ILE:H	10	0.2
(1,1448)	1:B:40:ASN:H	1:B:40:ASN:HB3	5	0.2
(1,1430)	1:B:37:PHE:H	1:B:37:PHE:HB3	6	0.2
(1,1407)	1:B:34:SER:HB2	1:B:35:LEU:H	12	0.2
(1,1356)	1:B:27:LYS:HG2	1:B:28:GLU:H	11	0.2
(1,1342)	1:B:24:THR:H	1:B:24:THR:HG21	12	0.2
(1,1342)	1:B:24:THR:H	1:B:24:THR:HG22	12	0.2

*Continued on next page...*

*Continued from previous page...*

Key	Atom-1	Atom-2	Model ID	Violation (Å)
(1,1342)	1:B:24:THR:H	1:B:24:THR:HG23	12	0.2
(1,1333)	1:B:22:ASP:H	1:B:22:ASP:HB2	12	0.2
(1,1304)	1:B:15:ASN:H	1:B:14:ALA:HB1	2	0.2
(1,1304)	1:B:15:ASN:H	1:B:14:ALA:HB2	2	0.2
(1,1304)	1:B:15:ASN:H	1:B:14:ALA:HB3	2	0.2
(1,1302)	1:B:14:ALA:H	1:B:15:ASN:H	12	0.2
(1,1296)	1:B:13:ASP:H	1:B:14:ALA:H	12	0.2
(1,1231)	1:A:216:LYS:H	1:A:216:LYS:HG2	5	0.2
(1,1163)	1:A:204:MET:HE1	1:A:160:ASN:HB2	12	0.2
(1,1163)	1:A:204:MET:HE1	1:A:160:ASN:HB3	12	0.2
(1,1163)	1:A:204:MET:HE2	1:A:160:ASN:HB2	12	0.2
(1,1163)	1:A:204:MET:HE2	1:A:160:ASN:HB3	12	0.2
(1,1163)	1:A:204:MET:HE3	1:A:160:ASN:HB2	12	0.2
(1,1163)	1:A:204:MET:HE3	1:A:160:ASN:HB3	12	0.2
(1,1131)	1:A:200:TYR:H	1:A:201:SER:H	2	0.2
(1,1131)	1:A:200:TYR:H	1:A:201:SER:H	5	0.2
(1,1131)	1:A:200:TYR:H	1:A:201:SER:H	9	0.2
(1,1131)	1:A:200:TYR:H	1:A:201:SER:H	11	0.2
(1,1130)	1:A:199:GLY:H	1:A:199:GLY:HA2	1	0.2
(1,1097)	1:A:193:LYS:H	1:A:193:LYS:HB3	12	0.2
(1,1092)	1:A:192:SER:H	1:A:192:SER:HB2	11	0.2
(1,1089)	1:A:191:SER:H	1:A:191:SER:HB3	8	0.2
(1,1083)	1:A:190:LYS:H	1:A:190:LYS:HA	13	0.2
(1,105)	1:A:27:LYS:H	1:A:26:PRO:HB2	4	0.2
(1,1049)	1:A:187:ALA:HB1	1:A:188:LEU:H	1	0.2
(1,1049)	1:A:187:ALA:HB2	1:A:188:LEU:H	1	0.2
(1,1049)	1:A:187:ALA:HB3	1:A:188:LEU:H	1	0.2
(1,1044)	1:A:187:ALA:H	1:A:188:LEU:H	1	0.2
(1,1044)	1:A:187:ALA:H	1:A:188:LEU:H	4	0.2
(1,1044)	1:A:187:ALA:H	1:A:188:LEU:H	5	0.2
(1,1044)	1:A:187:ALA:H	1:A:188:LEU:H	6	0.2
(1,1044)	1:A:187:ALA:H	1:A:188:LEU:H	8	0.2
(1,1044)	1:A:187:ALA:H	1:A:188:LEU:H	9	0.2
(1,1044)	1:A:187:ALA:H	1:A:188:LEU:H	10	0.2
(1,1032)	1:A:185:THR:H	1:A:184:LEU:HB2	5	0.2
(2,94)	1:A:152:ALA:H	1:B:183:ALA:H	4	0.19
(1,98)	1:A:24:THR:H	1:A:24:THR:HG21	8	0.19
(1,98)	1:A:24:THR:H	1:A:24:THR:HG22	8	0.19
(1,98)	1:A:24:THR:H	1:A:24:THR:HG23	8	0.19
(1,960)	1:A:177:GLY:H	1:A:178:SER:H	2	0.19
(1,950)	1:A:175:THR:H	1:A:175:THR:HG1	11	0.19
(1,948)	1:A:175:THR:H	1:A:175:THR:HA	7	0.19

*Continued on next page...*

*Continued from previous page...*

Key	Atom-1	Atom-2	Model ID	Violation (Å)
(1,930)	1:A:170:ARG:H	1:A:170:ARG:HA	8	0.19
(1,930)	1:A:170:ARG:H	1:A:170:ARG:HA	9	0.19
(1,920)	1:A:168:ALA:H	1:A:168:ALA:HA	2	0.19
(1,920)	1:A:168:ALA:H	1:A:168:ALA:HA	8	0.19
(1,920)	1:A:168:ALA:H	1:A:168:ALA:HA	13	0.19
(1,920)	1:A:168:ALA:H	1:A:168:ALA:HA	15	0.19
(1,917)	1:A:167:ASP:H	1:A:168:ALA:H	3	0.19
(1,917)	1:A:167:ASP:H	1:A:168:ALA:H	4	0.19
(1,917)	1:A:167:ASP:H	1:A:168:ALA:H	5	0.19
(1,917)	1:A:167:ASP:H	1:A:168:ALA:H	8	0.19
(1,915)	1:A:166:ILE:HD11	1:A:107:LEU:HG	8	0.19
(1,915)	1:A:166:ILE:HD12	1:A:107:LEU:HG	8	0.19
(1,915)	1:A:166:ILE:HD13	1:A:107:LEU:HG	8	0.19
(1,911)	1:A:166:ILE:H	1:A:166:ILE:HD11	13	0.19
(1,911)	1:A:166:ILE:H	1:A:166:ILE:HD12	13	0.19
(1,911)	1:A:166:ILE:H	1:A:166:ILE:HD13	13	0.19
(1,910)	1:A:166:ILE:H	1:A:166:ILE:HA	2	0.19
(1,884)	1:A:163:ASN:H	1:A:164:SER:H	3	0.19
(1,884)	1:A:163:ASN:H	1:A:164:SER:H	7	0.19
(1,884)	1:A:163:ASN:H	1:A:164:SER:H	13	0.19
(1,828)	1:A:157:LEU:H	1:A:158:SER:H	6	0.19
(1,797)	1:A:153:GLY:HA2	1:A:154:ILE:H	9	0.19
(1,797)	1:A:153:GLY:HA3	1:A:154:ILE:H	9	0.19
(1,776)	1:A:151:ASN:H	1:A:152:ALA:H	3	0.19
(1,770)	1:A:149:GLY:H	1:A:149:GLY:HA3	15	0.19
(1,746)	1:A:139:ASN:H	1:A:138:LEU:HB2	12	0.19
(1,74)	1:A:18:VAL:H	1:A:17:ALA:HA	11	0.19
(1,73)	1:A:17:ALA:H	1:A:17:ALA:HB1	4	0.19
(1,73)	1:A:17:ALA:H	1:A:17:ALA:HB2	4	0.19
(1,73)	1:A:17:ALA:H	1:A:17:ALA:HB3	4	0.19
(1,724)	1:A:135:ASN:HB2	1:A:136:THR:H	2	0.19
(1,699)	1:A:131:LYS:H	1:A:131:LYS:HG2	5	0.19
(1,699)	1:A:131:LYS:H	1:A:131:LYS:HG2	15	0.19
(1,658)	1:A:119:GLN:HB2	1:A:120:GLY:H	2	0.19
(1,653)	1:A:119:GLN:H	1:A:120:GLY:H	8	0.19
(1,653)	1:A:119:GLN:H	1:A:120:GLY:H	13	0.19
(1,647)	1:A:118:MET:HE1	1:A:155:LEU:HD21	8	0.19
(1,647)	1:A:118:MET:HE1	1:A:155:LEU:HD22	8	0.19
(1,647)	1:A:118:MET:HE1	1:A:155:LEU:HD23	8	0.19
(1,647)	1:A:118:MET:HE2	1:A:155:LEU:HD21	8	0.19
(1,647)	1:A:118:MET:HE2	1:A:155:LEU:HD22	8	0.19
(1,647)	1:A:118:MET:HE2	1:A:155:LEU:HD23	8	0.19

*Continued on next page...*

*Continued from previous page...*

Key	Atom-1	Atom-2	Model ID	Violation (Å)
(1,647)	1:A:118:MET:HE3	1:A:155:LEU:HD21	8	0.19
(1,647)	1:A:118:MET:HE3	1:A:155:LEU:HD22	8	0.19
(1,647)	1:A:118:MET:HE3	1:A:155:LEU:HD23	8	0.19
(1,646)	1:A:118:MET:HE1	1:A:156:ALA:H	3	0.19
(1,646)	1:A:118:MET:HE2	1:A:156:ALA:H	3	0.19
(1,646)	1:A:118:MET:HE3	1:A:156:ALA:H	3	0.19
(1,643)	1:A:118:MET:H	1:A:118:MET:HA	6	0.19
(1,643)	1:A:118:MET:H	1:A:118:MET:HA	8	0.19
(1,643)	1:A:118:MET:H	1:A:118:MET:HA	12	0.19
(1,643)	1:A:118:MET:H	1:A:118:MET:HA	14	0.19
(1,642)	1:A:118:MET:H	1:A:118:MET:HE1	7	0.19
(1,642)	1:A:118:MET:H	1:A:118:MET:HE2	7	0.19
(1,642)	1:A:118:MET:H	1:A:118:MET:HE3	7	0.19
(1,634)	1:A:117:MET:H	1:A:117:MET:HA	3	0.19
(1,634)	1:A:117:MET:H	1:A:117:MET:HA	4	0.19
(1,634)	1:A:117:MET:H	1:A:117:MET:HA	5	0.19
(1,634)	1:A:117:MET:H	1:A:117:MET:HA	6	0.19
(1,634)	1:A:117:MET:H	1:A:117:MET:HA	14	0.19
(1,62)	1:A:15:ASN:H	1:A:15:ASN:HB3	9	0.19
(1,595)	1:A:111:ILE:HD11	1:A:163:ASN:HD21	9	0.19
(1,595)	1:A:111:ILE:HD11	1:A:163:ASN:HD22	9	0.19
(1,595)	1:A:111:ILE:HD12	1:A:163:ASN:HD21	9	0.19
(1,595)	1:A:111:ILE:HD12	1:A:163:ASN:HD22	9	0.19
(1,595)	1:A:111:ILE:HD13	1:A:163:ASN:HD21	9	0.19
(1,595)	1:A:111:ILE:HD13	1:A:163:ASN:HD22	9	0.19
(1,589)	1:A:111:ILE:H	1:A:111:ILE:HD11	8	0.19
(1,589)	1:A:111:ILE:H	1:A:111:ILE:HD12	8	0.19
(1,589)	1:A:111:ILE:H	1:A:111:ILE:HD13	8	0.19
(1,534)	1:A:104:VAL:H	1:A:104:VAL:HA	1	0.19
(1,534)	1:A:104:VAL:H	1:A:104:VAL:HA	2	0.19
(1,534)	1:A:104:VAL:H	1:A:104:VAL:HA	5	0.19
(1,534)	1:A:104:VAL:H	1:A:104:VAL:HA	10	0.19
(1,534)	1:A:104:VAL:H	1:A:104:VAL:HA	13	0.19
(1,524)	1:A:103:ALA:H	1:A:104:VAL:H	11	0.19
(1,52)	1:A:13:ASP:H	1:A:14:ALA:H	14	0.19
(1,519)	1:A:96:ASP:H	1:A:170:ARG:HG2	3	0.19
(1,519)	1:A:96:ASP:H	1:A:170:ARG:HG3	3	0.19
(1,514)	1:A:96:ASP:H	1:A:96:ASP:HB2	13	0.19
(1,508)	1:A:95:ASP:H	1:A:96:ASP:H	9	0.19
(1,507)	1:A:94:THR:HG21	1:A:105:TYR:HB2	10	0.19
(1,507)	1:A:94:THR:HG21	1:A:105:TYR:HB3	10	0.19
(1,507)	1:A:94:THR:HG22	1:A:105:TYR:HB2	10	0.19

*Continued on next page...*

*Continued from previous page...*

Key	Atom-1	Atom-2	Model ID	Violation (Å)
(1,507)	1:A:94:THR:HG22	1:A:105:TYR:HB3	10	0.19
(1,507)	1:A:94:THR:HG23	1:A:105:TYR:HB2	10	0.19
(1,507)	1:A:94:THR:HG23	1:A:105:TYR:HB3	10	0.19
(1,502)	1:A:91:ARG:H	1:A:91:ARG:HA	5	0.19
(1,502)	1:A:91:ARG:H	1:A:91:ARG:HA	15	0.19
(1,499)	1:A:90:SER:HB2	1:A:91:ARG:H	1	0.19
(1,477)	1:A:83:GLY:HA2	1:A:84:SER:H	11	0.19
(1,454)	1:A:80:SER:H	1:A:78:LEU:HB2	7	0.19
(1,420)	1:A:76:GLU:H	1:A:77:GLN:H	3	0.19
(1,395)	1:A:73:LEU:H	1:A:74:GLU:H	4	0.19
(1,384)	1:A:71:LEU:H	1:A:71:LEU:HA	7	0.19
(1,384)	1:A:71:LEU:H	1:A:71:LEU:HA	12	0.19
(1,384)	1:A:71:LEU:H	1:A:71:LEU:HA	13	0.19
(1,370)	1:A:70:TYR:H	1:A:72:ASP:H	2	0.19
(1,370)	1:A:70:TYR:H	1:A:72:ASP:H	6	0.19
(1,37)	1:A:11:THR:H	1:A:12:ASP:H	14	0.19
(1,360)	1:A:69:GLU:H	1:A:70:TYR:H	15	0.19
(1,352)	1:A:67:GLY:H	1:A:66:LYS:HB2	6	0.19
(1,350)	1:A:67:GLY:H	1:A:66:LYS:HB3	5	0.19
(1,348)	1:A:67:GLY:HA2	1:A:68:VAL:H	5	0.19
(1,348)	1:A:67:GLY:HA3	1:A:68:VAL:H	5	0.19
(1,326)	1:A:64:LEU:H	1:A:64:LEU:HB2	13	0.19
(1,323)	1:A:64:LEU:H	1:A:63:GLY:HA2	6	0.19
(1,318)	1:A:63:GLY:H	1:A:64:LEU:H	1	0.19
(1,316)	1:A:63:GLY:H	1:A:62:ALA:HB1	10	0.19
(1,316)	1:A:63:GLY:H	1:A:62:ALA:HB2	10	0.19
(1,316)	1:A:63:GLY:H	1:A:62:ALA:HB3	10	0.19
(1,267)	1:A:52:HIS:HB2	1:A:52:HIS:H	14	0.19
(1,2603)	2:C:9:ARG:H	1:A:76:GLU:HG2	5	0.19
(1,2603)	2:C:9:ARG:H	1:A:76:GLU:HG3	5	0.19
(1,2603)	2:C:9:ARG:H	1:B:76:GLU:HG2	5	0.19
(1,2603)	2:C:9:ARG:H	1:B:76:GLU:HG3	5	0.19
(1,2580)	1:B:116:GLY:H	1:A:186:GLY:HA2	13	0.19
(1,2580)	1:B:116:GLY:H	1:A:186:GLY:HA3	13	0.19
(1,2512)	1:A:67:GLY:H	1:B:66:LYS:HB2	3	0.19
(1,2512)	1:A:67:GLY:H	1:B:66:LYS:HB3	3	0.19
(1,2456)	1:B:211:VAL:HG21	1:B:170:ARG:HB2	8	0.19
(1,2456)	1:B:211:VAL:HG21	1:B:170:ARG:HB3	8	0.19
(1,2456)	1:B:211:VAL:HG22	1:B:170:ARG:HB2	8	0.19
(1,2456)	1:B:211:VAL:HG22	1:B:170:ARG:HB3	8	0.19
(1,2456)	1:B:211:VAL:HG23	1:B:170:ARG:HB2	8	0.19
(1,2456)	1:B:211:VAL:HG23	1:B:170:ARG:HB3	8	0.19

*Continued on next page...*



*Continued from previous page...*

Key	Atom-1	Atom-2	Model ID	Violation (Å)
(1,2375)	1:B:200:TYR:H	1:B:201:SER:H	4	0.19
(1,2375)	1:B:200:TYR:H	1:B:201:SER:H	9	0.19
(1,2374)	1:B:199:GLY:H	1:B:199:GLY:HA2	7	0.19
(1,2374)	1:B:199:GLY:H	1:B:199:GLY:HA2	10	0.19
(1,2374)	1:B:199:GLY:H	1:B:199:GLY:HA2	12	0.19
(1,2374)	1:B:199:GLY:H	1:B:199:GLY:HA2	13	0.19
(1,2374)	1:B:199:GLY:H	1:B:199:GLY:HA2	14	0.19
(1,2330)	1:B:190:LYS:HD2	1:B:191:SER:H	2	0.19
(1,2298)	1:B:187:ALA:HB1	1:B:198:MET:HB2	9	0.19
(1,2298)	1:B:187:ALA:HB1	1:B:198:MET:HB3	9	0.19
(1,2298)	1:B:187:ALA:HB2	1:B:198:MET:HB2	9	0.19
(1,2298)	1:B:187:ALA:HB2	1:B:198:MET:HB3	9	0.19
(1,2298)	1:B:187:ALA:HB3	1:B:198:MET:HB2	9	0.19
(1,2298)	1:B:187:ALA:HB3	1:B:198:MET:HB3	9	0.19
(1,2293)	1:B:187:ALA:HB1	1:B:188:LEU:H	1	0.19
(1,2293)	1:B:187:ALA:HB2	1:B:188:LEU:H	1	0.19
(1,2293)	1:B:187:ALA:HB3	1:B:188:LEU:H	1	0.19
(1,2288)	1:B:187:ALA:H	1:B:188:LEU:H	1	0.19
(1,2282)	1:B:186:GLY:HA2	1:B:187:ALA:H	4	0.19
(1,2282)	1:B:186:GLY:HA3	1:B:187:ALA:H	4	0.19
(1,2282)	1:B:186:GLY:HA2	1:B:187:ALA:H	7	0.19
(1,2282)	1:B:186:GLY:HA3	1:B:187:ALA:H	7	0.19
(1,2278)	1:B:185:THR:H	1:B:185:THR:HB	12	0.19
(1,2223)	1:B:179:ILE:H	1:B:179:ILE:HG12	11	0.19
(1,2211)	1:B:178:SER:H	1:B:178:SER:HB2	13	0.19
(1,2188)	1:B:173:HIS:H	1:B:173:HIS:HA	11	0.19
(1,2184)	1:B:172:LYS:HD2	1:B:172:LYS:H	8	0.19
(1,2180)	1:B:171:GLY:H	1:B:171:GLY:HA2	3	0.19
(1,2180)	1:B:171:GLY:H	1:B:171:GLY:HA2	4	0.19
(1,2180)	1:B:171:GLY:H	1:B:171:GLY:HA2	6	0.19
(1,2174)	1:B:170:ARG:H	1:B:170:ARG:HA	13	0.19
(1,2164)	1:B:168:ALA:H	1:B:168:ALA:HA	1	0.19
(1,2164)	1:B:168:ALA:H	1:B:168:ALA:HA	2	0.19
(1,2164)	1:B:168:ALA:H	1:B:168:ALA:HA	3	0.19
(1,2164)	1:B:168:ALA:H	1:B:168:ALA:HA	4	0.19
(1,2164)	1:B:168:ALA:H	1:B:168:ALA:HA	5	0.19
(1,2164)	1:B:168:ALA:H	1:B:168:ALA:HA	6	0.19
(1,2164)	1:B:168:ALA:H	1:B:168:ALA:HA	8	0.19
(1,2164)	1:B:168:ALA:H	1:B:168:ALA:HA	10	0.19
(1,2164)	1:B:168:ALA:H	1:B:168:ALA:HA	12	0.19
(1,2164)	1:B:168:ALA:H	1:B:168:ALA:HA	14	0.19
(1,2164)	1:B:168:ALA:H	1:B:168:ALA:HA	15	0.19

*Continued on next page...*

*Continued from previous page...*

Key	Atom-1	Atom-2	Model ID	Violation (Å)
(1,2161)	1:B:167:ASP:H	1:B:168:ALA:H	1	0.19
(1,2161)	1:B:167:ASP:H	1:B:168:ALA:H	2	0.19
(1,2161)	1:B:167:ASP:H	1:B:168:ALA:H	3	0.19
(1,2161)	1:B:167:ASP:H	1:B:168:ALA:H	4	0.19
(1,2161)	1:B:167:ASP:H	1:B:168:ALA:H	6	0.19
(1,2161)	1:B:167:ASP:H	1:B:168:ALA:H	14	0.19
(1,2154)	1:B:166:ILE:H	1:B:166:ILE:HA	1	0.19
(1,2072)	1:B:157:LEU:H	1:B:158:SER:H	12	0.19
(1,2071)	1:B:156:ALA:HB1	1:B:118:MET:HB2	8	0.19
(1,2071)	1:B:156:ALA:HB1	1:B:118:MET:HB3	8	0.19
(1,2071)	1:B:156:ALA:HB2	1:B:118:MET:HB2	8	0.19
(1,2071)	1:B:156:ALA:HB2	1:B:118:MET:HB3	8	0.19
(1,2071)	1:B:156:ALA:HB3	1:B:118:MET:HB2	8	0.19
(1,2071)	1:B:156:ALA:HB3	1:B:118:MET:HB3	8	0.19
(1,2032)	1:B:152:ALA:HB1	1:B:153:GLY:H	15	0.19
(1,2032)	1:B:152:ALA:HB2	1:B:153:GLY:H	15	0.19
(1,2032)	1:B:152:ALA:HB3	1:B:153:GLY:H	15	0.19
(1,1999)	1:B:141:ILE:HG21	1:B:142:THR:H	3	0.19
(1,1999)	1:B:141:ILE:HG22	1:B:142:THR:H	3	0.19
(1,1999)	1:B:141:ILE:HG23	1:B:142:THR:H	3	0.19
(1,1942)	1:B:131:LYS:H	1:B:131:LYS:HB2	14	0.19
(1,1920)	1:B:121:LEU:HD11	1:B:152:ALA:HB1	3	0.19
(1,1920)	1:B:121:LEU:HD11	1:B:152:ALA:HB2	3	0.19
(1,1920)	1:B:121:LEU:HD11	1:B:152:ALA:HB3	3	0.19
(1,1920)	1:B:121:LEU:HD12	1:B:152:ALA:HB1	3	0.19
(1,1920)	1:B:121:LEU:HD12	1:B:152:ALA:HB2	3	0.19
(1,1920)	1:B:121:LEU:HD12	1:B:152:ALA:HB3	3	0.19
(1,1920)	1:B:121:LEU:HD13	1:B:152:ALA:HB1	3	0.19
(1,1920)	1:B:121:LEU:HD13	1:B:152:ALA:HB2	3	0.19
(1,1920)	1:B:121:LEU:HD13	1:B:152:ALA:HB3	3	0.19
(1,1912)	1:B:121:LEU:H	1:B:121:LEU:HA	3	0.19
(1,1912)	1:B:121:LEU:H	1:B:121:LEU:HA	10	0.19
(1,1902)	1:B:119:GLN:HB2	1:B:120:GLY:H	3	0.19
(1,1887)	1:B:118:MET:H	1:B:118:MET:HA	2	0.19
(1,1887)	1:B:118:MET:H	1:B:118:MET:HA	4	0.19
(1,1887)	1:B:118:MET:H	1:B:118:MET:HA	9	0.19
(1,1887)	1:B:118:MET:H	1:B:118:MET:HA	11	0.19
(1,1887)	1:B:118:MET:H	1:B:118:MET:HA	14	0.19
(1,188)	1:A:37:PHE:HD1	1:A:38:GLU:H	1	0.19
(1,188)	1:A:37:PHE:HD2	1:A:38:GLU:H	1	0.19
(1,1878)	1:B:117:MET:H	1:B:117:MET:HA	4	0.19
(1,1778)	1:B:104:VAL:H	1:B:104:VAL:HA	2	0.19

*Continued on next page...*

*Continued from previous page...*

Key	Atom-1	Atom-2	Model ID	Violation (Å)
(1,1778)	1:B:104:VAL:H	1:B:104:VAL:HA	3	0.19
(1,1778)	1:B:104:VAL:H	1:B:104:VAL:HA	4	0.19
(1,1778)	1:B:104:VAL:H	1:B:104:VAL:HA	10	0.19
(1,1778)	1:B:104:VAL:H	1:B:104:VAL:HA	12	0.19
(1,1778)	1:B:104:VAL:H	1:B:104:VAL:HA	15	0.19
(1,1762)	1:B:96:ASP:H	1:B:170:ARG:HH11	7	0.19
(1,1760)	1:B:96:ASP:H	1:B:96:ASP:HB3	3	0.19
(1,1751)	1:B:94:THR:HG21	1:B:105:TYR:HB2	8	0.19
(1,1751)	1:B:94:THR:HG21	1:B:105:TYR:HB3	8	0.19
(1,1751)	1:B:94:THR:HG22	1:B:105:TYR:HB2	8	0.19
(1,1751)	1:B:94:THR:HG22	1:B:105:TYR:HB3	8	0.19
(1,1751)	1:B:94:THR:HG23	1:B:105:TYR:HB2	8	0.19
(1,1751)	1:B:94:THR:HG23	1:B:105:TYR:HB3	8	0.19
(1,1748)	1:B:94:THR:H	1:B:95:ASP:H	7	0.19
(1,1746)	1:B:91:ARG:H	1:B:91:ARG:HA	5	0.19
(1,1741)	1:B:90:SER:H	1:B:90:SER:HB2	4	0.19
(1,1728)	1:B:87:LEU:H	1:B:87:LEU:HB2	10	0.19
(1,1708)	1:B:81:LEU:H	1:B:81:LEU:HA	10	0.19
(1,1700)	1:B:80:SER:H	1:B:79:SER:HB2	3	0.19
(1,1682)	1:B:78:LEU:HD11	1:B:78:LEU:H	7	0.19
(1,1682)	1:B:78:LEU:HD12	1:B:78:LEU:H	7	0.19
(1,1682)	1:B:78:LEU:HD13	1:B:78:LEU:H	7	0.19
(1,1658)	1:B:75:GLU:H	1:B:73:LEU:HD11	1	0.19
(1,1658)	1:B:75:GLU:H	1:B:73:LEU:HD12	1	0.19
(1,1658)	1:B:75:GLU:H	1:B:73:LEU:HD13	1	0.19
(1,1628)	1:B:71:LEU:H	1:B:71:LEU:HA	3	0.19
(1,1628)	1:B:71:LEU:H	1:B:71:LEU:HA	4	0.19
(1,1628)	1:B:71:LEU:H	1:B:71:LEU:HA	6	0.19
(1,1604)	1:B:69:GLU:H	1:B:70:TYR:H	11	0.19
(1,16)	1:A:6:GLY:HA2	1:A:7:ASP:H	11	0.19
(1,1592)	1:B:67:GLY:HA2	1:B:68:VAL:H	8	0.19
(1,1592)	1:B:67:GLY:HA3	1:B:68:VAL:H	8	0.19
(1,1578)	1:B:65:ASP:H	1:B:65:ASP:HA	3	0.19
(1,1570)	1:B:64:LEU:H	1:B:64:LEU:HB2	5	0.19
(1,1570)	1:B:64:LEU:H	1:B:64:LEU:HB2	6	0.19
(1,1570)	1:B:64:LEU:H	1:B:64:LEU:HB2	9	0.19
(1,1568)	1:B:64:LEU:H	1:B:64:LEU:HA	15	0.19
(1,1541)	1:B:57:ARG:H	1:B:56:ALA:HB1	4	0.19
(1,1541)	1:B:57:ARG:H	1:B:56:ALA:HB2	4	0.19
(1,1541)	1:B:57:ARG:H	1:B:56:ALA:HB3	4	0.19
(1,1534)	1:B:55:THR:H	1:B:56:ALA:H	10	0.19
(1,1511)	1:B:52:HIS:HB2	1:B:52:HIS:H	15	0.19

*Continued on next page...*

*Continued from previous page...*

Key	Atom-1	Atom-2	Model ID	Violation (Å)
(1,1483)	1:B:45:ILE:H	1:B:45:ILE:HB	1	0.19
(1,1477)	1:B:44:ILE:H	1:B:44:ILE:HA	3	0.19
(1,1477)	1:B:44:ILE:H	1:B:44:ILE:HA	8	0.19
(1,1469)	1:B:42:ASN:H	1:B:42:ASN:HB2	13	0.19
(1,1464)	1:B:42:ASN:H	1:B:43:ASN:H	13	0.19
(1,1460)	1:B:41:ILE:H	1:B:41:ILE:HA	4	0.19
(1,1449)	1:B:40:ASN:HB3	1:B:41:ILE:H	5	0.19
(1,1438)	1:B:38:GLU:H	1:B:38:GLU:HB2	4	0.19
(1,1438)	1:B:38:GLU:H	1:B:38:GLU:HB2	7	0.19
(1,1426)	1:B:37:PHE:H	1:B:36:GLY:HA2	12	0.19
(1,1388)	1:B:32:LYS:H	1:B:33:GLN:H	9	0.19
(1,1374)	1:B:31:LEU:H	1:B:30:SER:H	2	0.19
(1,137)	1:A:32:LYS:H	1:A:31:LEU:H	6	0.19
(1,1356)	1:B:27:LYS:HG2	1:B:28:GLU:H	12	0.19
(1,1336)	1:B:22:ASP:H	1:B:23:THR:H	8	0.19
(1,1326)	1:B:20:GLY:HA2	1:B:21:GLN:H	10	0.19
(1,1324)	1:B:19:GLY:H	1:B:19:GLY:HA2	6	0.19
(1,1304)	1:B:15:ASN:H	1:B:14:ALA:HB1	14	0.19
(1,1304)	1:B:15:ASN:H	1:B:14:ALA:HB2	14	0.19
(1,1304)	1:B:15:ASN:H	1:B:14:ALA:HB3	14	0.19
(1,1296)	1:B:13:ASP:H	1:B:14:ALA:H	10	0.19
(1,1281)	1:B:11:THR:H	1:B:12:ASP:H	1	0.19
(1,1217)	1:A:212:TRP:H	1:A:213:CYS:H	6	0.19
(1,1131)	1:A:200:TYR:H	1:A:201:SER:H	12	0.19
(1,1131)	1:A:200:TYR:H	1:A:201:SER:H	13	0.19
(1,1130)	1:A:199:GLY:H	1:A:199:GLY:HA2	4	0.19
(1,1130)	1:A:199:GLY:H	1:A:199:GLY:HA2	6	0.19
(1,1130)	1:A:199:GLY:H	1:A:199:GLY:HA2	8	0.19
(1,1130)	1:A:199:GLY:H	1:A:199:GLY:HA2	12	0.19
(1,1130)	1:A:199:GLY:H	1:A:199:GLY:HA2	15	0.19
(1,1119)	1:A:198:MET:HE1	1:A:199:GLY:H	2	0.19
(1,1119)	1:A:198:MET:HE2	1:A:199:GLY:H	2	0.19
(1,1119)	1:A:198:MET:HE3	1:A:199:GLY:H	2	0.19
(1,1090)	1:A:191:SER:H	1:A:191:SER:HB2	15	0.19
(1,1071)	1:A:188:LEU:HD11	1:A:201:SER:HB2	5	0.19
(1,1071)	1:A:188:LEU:HD11	1:A:201:SER:HB3	5	0.19
(1,1071)	1:A:188:LEU:HD12	1:A:201:SER:HB2	5	0.19
(1,1071)	1:A:188:LEU:HD12	1:A:201:SER:HB3	5	0.19
(1,1071)	1:A:188:LEU:HD13	1:A:201:SER:HB2	5	0.19
(1,1071)	1:A:188:LEU:HD13	1:A:201:SER:HB3	5	0.19
(1,1067)	1:A:188:LEU:HD21	1:A:190:LYS:H	1	0.19
(1,1067)	1:A:188:LEU:HD22	1:A:190:LYS:H	1	0.19

*Continued on next page...*

*Continued from previous page...*

Key	Atom-1	Atom-2	Model ID	Violation (Å)
(1,1067)	1:A:188:LEU:HD23	1:A:190:LYS:H	1	0.19
(1,1062)	1:A:188:LEU:H	1:A:188:LEU:HB2	15	0.19
(1,1054)	1:A:187:ALA:HB1	1:A:198:MET:HB2	11	0.19
(1,1054)	1:A:187:ALA:HB1	1:A:198:MET:HB3	11	0.19
(1,1054)	1:A:187:ALA:HB2	1:A:198:MET:HB2	11	0.19
(1,1054)	1:A:187:ALA:HB2	1:A:198:MET:HB3	11	0.19
(1,1054)	1:A:187:ALA:HB3	1:A:198:MET:HB2	11	0.19
(1,1054)	1:A:187:ALA:HB3	1:A:198:MET:HB3	11	0.19
(1,1044)	1:A:187:ALA:H	1:A:188:LEU:H	3	0.19
(1,1044)	1:A:187:ALA:H	1:A:188:LEU:H	12	0.19
(1,1044)	1:A:187:ALA:H	1:A:188:LEU:H	13	0.19
(1,1044)	1:A:187:ALA:H	1:A:188:LEU:H	15	0.19
(1,104)	1:A:25:LYS:H	1:A:25:LYS:HD3	9	0.19
(1,1038)	1:A:186:GLY:HA2	1:A:187:ALA:H	4	0.19
(1,1038)	1:A:186:GLY:HA3	1:A:187:ALA:H	4	0.19
(1,1038)	1:A:186:GLY:HA2	1:A:187:ALA:H	8	0.19
(1,1038)	1:A:186:GLY:HA3	1:A:187:ALA:H	8	0.19
(1,1038)	1:A:186:GLY:HA2	1:A:187:ALA:H	9	0.19
(1,1038)	1:A:186:GLY:HA3	1:A:187:ALA:H	9	0.19
(1,103)	1:A:25:LYS:H	1:A:25:LYS:HD2	14	0.19
(1,960)	1:A:177:GLY:H	1:A:178:SER:H	9	0.18
(1,944)	1:A:173:HIS:H	1:A:173:HIS:HA	1	0.18
(1,936)	1:A:171:GLY:H	1:A:171:GLY:HA2	2	0.18
(1,936)	1:A:171:GLY:H	1:A:171:GLY:HA2	11	0.18
(1,930)	1:A:170:ARG:H	1:A:170:ARG:HA	2	0.18
(1,925)	1:A:169:LEU:H	1:A:169:LEU:HA	1	0.18
(1,920)	1:A:168:ALA:H	1:A:168:ALA:HA	10	0.18
(1,920)	1:A:168:ALA:H	1:A:168:ALA:HA	14	0.18
(1,917)	1:A:167:ASP:H	1:A:168:ALA:H	2	0.18
(1,917)	1:A:167:ASP:H	1:A:168:ALA:H	9	0.18
(1,917)	1:A:167:ASP:H	1:A:168:ALA:H	14	0.18
(1,910)	1:A:166:ILE:H	1:A:166:ILE:HA	3	0.18
(1,910)	1:A:166:ILE:H	1:A:166:ILE:HA	4	0.18
(1,910)	1:A:166:ILE:H	1:A:166:ILE:HA	5	0.18
(1,910)	1:A:166:ILE:H	1:A:166:ILE:HA	6	0.18
(1,910)	1:A:166:ILE:H	1:A:166:ILE:HA	8	0.18
(1,910)	1:A:166:ILE:H	1:A:166:ILE:HA	9	0.18
(1,884)	1:A:163:ASN:H	1:A:164:SER:H	2	0.18
(1,884)	1:A:163:ASN:H	1:A:164:SER:H	10	0.18
(1,884)	1:A:163:ASN:H	1:A:164:SER:H	11	0.18
(1,866)	1:A:161:ILE:H	1:A:162:ILE:H	14	0.18
(1,860)	1:A:160:ASN:H	1:A:161:ILE:H	8	0.18

*Continued on next page...*

*Continued from previous page...*

Key	Atom-1	Atom-2	Model ID	Violation (Å)
(1,860)	1:A:160:ASN:H	1:A:161:ILE:H	14	0.18
(1,84)	1:A:21:GLN:H	1:A:21:GLN:HG2	1	0.18
(1,82)	1:A:20:GLY:HA2	1:A:21:GLN:H	3	0.18
(1,808)	1:A:154:ILE:HD11	1:A:200:TYR:HE1	1	0.18
(1,808)	1:A:154:ILE:HD11	1:A:200:TYR:HE2	1	0.18
(1,808)	1:A:154:ILE:HD12	1:A:200:TYR:HE1	1	0.18
(1,808)	1:A:154:ILE:HD12	1:A:200:TYR:HE2	1	0.18
(1,808)	1:A:154:ILE:HD13	1:A:200:TYR:HE1	1	0.18
(1,808)	1:A:154:ILE:HD13	1:A:200:TYR:HE2	1	0.18
(1,804)	1:A:154:ILE:H	1:A:154:ILE:HA	7	0.18
(1,797)	1:A:153:GLY:HA2	1:A:154:ILE:H	4	0.18
(1,797)	1:A:153:GLY:HA3	1:A:154:ILE:H	4	0.18
(1,797)	1:A:153:GLY:HA2	1:A:154:ILE:H	11	0.18
(1,797)	1:A:153:GLY:HA3	1:A:154:ILE:H	11	0.18
(1,784)	1:A:152:ALA:H	1:A:151:ASN:HB2	1	0.18
(1,784)	1:A:152:ALA:H	1:A:151:ASN:HB2	12	0.18
(1,771)	1:A:149:GLY:H	1:A:149:GLY:HA2	5	0.18
(1,771)	1:A:149:GLY:H	1:A:149:GLY:HA2	9	0.18
(1,752)	1:A:141:ILE:H	1:A:141:ILE:HB	7	0.18
(1,733)	1:A:137:VAL:H	1:A:138:LEU:H	4	0.18
(1,733)	1:A:137:VAL:H	1:A:138:LEU:H	11	0.18
(1,73)	1:A:17:ALA:H	1:A:17:ALA:HB1	3	0.18
(1,73)	1:A:17:ALA:H	1:A:17:ALA:HB2	3	0.18
(1,73)	1:A:17:ALA:H	1:A:17:ALA:HB3	3	0.18
(1,723)	1:A:135:ASN:H	1:A:135:ASN:HA	1	0.18
(1,723)	1:A:135:ASN:H	1:A:135:ASN:HA	4	0.18
(1,710)	1:A:134:LEU:H	1:A:135:ASN:H	8	0.18
(1,710)	1:A:134:LEU:H	1:A:135:ASN:H	13	0.18
(1,695)	1:A:130:GLY:H	1:A:130:GLY:HA2	11	0.18
(1,668)	1:A:121:LEU:H	1:A:121:LEU:HA	1	0.18
(1,668)	1:A:121:LEU:H	1:A:121:LEU:HA	7	0.18
(1,655)	1:A:119:GLN:H	1:A:119:GLN:HG2	5	0.18
(1,653)	1:A:119:GLN:H	1:A:120:GLY:H	2	0.18
(1,653)	1:A:119:GLN:H	1:A:120:GLY:H	3	0.18
(1,643)	1:A:118:MET:H	1:A:118:MET:HA	3	0.18
(1,643)	1:A:118:MET:H	1:A:118:MET:HA	4	0.18
(1,643)	1:A:118:MET:H	1:A:118:MET:HA	5	0.18
(1,634)	1:A:117:MET:H	1:A:117:MET:HA	1	0.18
(1,634)	1:A:117:MET:H	1:A:117:MET:HA	12	0.18
(1,613)	1:A:115:SER:H	1:A:116:GLY:H	11	0.18
(1,602)	1:A:114:PHE:H	1:A:115:SER:H	1	0.18
(1,58)	1:A:14:ALA:H	1:A:15:ASN:H	6	0.18

*Continued on next page...*



*Continued from previous page...*

Key	Atom-1	Atom-2	Model ID	Violation (Å)
(1,58)	1:A:14:ALA:H	1:A:15:ASN:H	12	0.18
(1,572)	1:A:109:LEU:H	1:A:110:GLY:H	12	0.18
(1,563)	1:A:107:LEU:HD11	1:A:166:ILE:HG21	14	0.18
(1,563)	1:A:107:LEU:HD11	1:A:166:ILE:HG22	14	0.18
(1,563)	1:A:107:LEU:HD11	1:A:166:ILE:HG23	14	0.18
(1,563)	1:A:107:LEU:HD12	1:A:166:ILE:HG21	14	0.18
(1,563)	1:A:107:LEU:HD12	1:A:166:ILE:HG22	14	0.18
(1,563)	1:A:107:LEU:HD12	1:A:166:ILE:HG23	14	0.18
(1,563)	1:A:107:LEU:HD13	1:A:166:ILE:HG21	14	0.18
(1,563)	1:A:107:LEU:HD13	1:A:166:ILE:HG22	14	0.18
(1,563)	1:A:107:LEU:HD13	1:A:166:ILE:HG23	14	0.18
(1,556)	1:A:106:LEU:H	1:A:106:LEU:HA	2	0.18
(1,556)	1:A:106:LEU:H	1:A:106:LEU:HA	12	0.18
(1,534)	1:A:104:VAL:H	1:A:104:VAL:HA	4	0.18
(1,534)	1:A:104:VAL:H	1:A:104:VAL:HA	6	0.18
(1,525)	1:A:103:ALA:H	1:A:105:TYR:H	6	0.18
(1,518)	1:A:96:ASP:H	1:A:170:ARG:HH11	12	0.18
(1,512)	1:A:96:ASP:H	1:A:97:LEU:H	8	0.18
(1,512)	1:A:96:ASP:H	1:A:97:LEU:H	11	0.18
(1,502)	1:A:91:ARG:H	1:A:91:ARG:HA	14	0.18
(1,50)	1:A:13:ASP:HB2	1:A:14:ALA:H	1	0.18
(1,484)	1:A:87:LEU:H	1:A:87:LEU:HB2	6	0.18
(1,470)	1:A:81:LEU:HB2	1:A:82:GLU:H	11	0.18
(1,430)	1:A:77:GLN:H	1:A:77:GLN:HA	1	0.18
(1,420)	1:A:76:GLU:H	1:A:77:GLN:H	1	0.18
(1,420)	1:A:76:GLU:H	1:A:77:GLN:H	6	0.18
(1,400)	1:A:74:GLU:H	1:A:75:GLU:H	8	0.18
(1,384)	1:A:71:LEU:H	1:A:71:LEU:HA	3	0.18
(1,384)	1:A:71:LEU:H	1:A:71:LEU:HA	6	0.18
(1,384)	1:A:71:LEU:H	1:A:71:LEU:HA	9	0.18
(1,370)	1:A:70:TYR:H	1:A:72:ASP:H	12	0.18
(1,370)	1:A:70:TYR:H	1:A:72:ASP:H	14	0.18
(1,348)	1:A:67:GLY:HA2	1:A:68:VAL:H	12	0.18
(1,348)	1:A:67:GLY:HA3	1:A:68:VAL:H	12	0.18
(1,348)	1:A:67:GLY:HA2	1:A:68:VAL:H	13	0.18
(1,348)	1:A:67:GLY:HA3	1:A:68:VAL:H	13	0.18
(1,333)	1:A:65:ASP:H	1:A:64:LEU:HD11	4	0.18
(1,333)	1:A:65:ASP:H	1:A:64:LEU:HD12	4	0.18
(1,333)	1:A:65:ASP:H	1:A:64:LEU:HD13	4	0.18
(1,314)	1:A:59:HIS:H	1:A:59:HIS:HA	8	0.18
(1,312)	1:A:58:LEU:H	1:A:59:HIS:H	10	0.18
(1,293)	1:A:56:ALA:H	1:A:56:ALA:HA	4	0.18

*Continued on next page...*

*Continued from previous page...*

Key	Atom-1	Atom-2	Model ID	Violation (Å)
(1,278)	1:A:53:VAL:HA	1:A:54:ASP:H	3	0.18
(1,2613)	2:C:22:ARG:HH11	1:A:65:ASP:H	15	0.18
(1,2613)	2:C:22:ARG:HH11	1:B:65:ASP:H	15	0.18
(1,2613)	2:C:22:ARG:HH12	1:A:65:ASP:H	15	0.18
(1,2613)	2:C:22:ARG:HH12	1:B:65:ASP:H	15	0.18
(1,2595)	2:C:22:ARG:H	1:A:68:VAL:HG11	4	0.18
(1,2595)	2:C:22:ARG:H	1:A:68:VAL:HG12	4	0.18
(1,2595)	2:C:22:ARG:H	1:A:68:VAL:HG13	4	0.18
(1,2595)	2:C:22:ARG:H	1:B:68:VAL:HG11	4	0.18
(1,2595)	2:C:22:ARG:H	1:B:68:VAL:HG12	4	0.18
(1,2595)	2:C:22:ARG:H	1:B:68:VAL:HG13	4	0.18
(1,2547)	1:A:119:GLN:H	1:B:189:PHE:HB2	6	0.18
(1,2547)	1:A:119:GLN:H	1:B:189:PHE:HB3	6	0.18
(1,2532)	1:A:88:ILE:HD11	1:B:172:LYS:HE2	1	0.18
(1,2532)	1:A:88:ILE:HD11	1:B:172:LYS:HE3	1	0.18
(1,2532)	1:A:88:ILE:HD12	1:B:172:LYS:HE2	1	0.18
(1,2532)	1:A:88:ILE:HD12	1:B:172:LYS:HE3	1	0.18
(1,2532)	1:A:88:ILE:HD13	1:B:172:LYS:HE2	1	0.18
(1,2532)	1:A:88:ILE:HD13	1:B:172:LYS:HE3	1	0.18
(1,2523)	1:A:75:GLU:H	1:B:74:GLU:HB2	2	0.18
(1,2523)	1:A:75:GLU:H	1:B:74:GLU:HB3	2	0.18
(1,246)	1:A:45:ILE:HB	1:A:46:SER:H	15	0.18
(1,2375)	1:B:200:TYR:H	1:B:201:SER:H	5	0.18
(1,2374)	1:B:199:GLY:H	1:B:199:GLY:HA2	11	0.18
(1,2348)	1:B:195:LEU:H	1:B:195:LEU:HB2	14	0.18
(1,2336)	1:B:192:SER:H	1:B:192:SER:HB2	11	0.18
(1,2327)	1:B:190:LYS:H	1:B:190:LYS:HA	5	0.18
(1,2327)	1:B:190:LYS:H	1:B:190:LYS:HA	9	0.18
(1,2305)	1:B:188:LEU:H	1:B:188:LEU:HA	9	0.18
(1,2293)	1:B:187:ALA:HB1	1:B:188:LEU:H	4	0.18
(1,2293)	1:B:187:ALA:HB2	1:B:188:LEU:H	4	0.18
(1,2293)	1:B:187:ALA:HB3	1:B:188:LEU:H	4	0.18
(1,2282)	1:B:186:GLY:HA2	1:B:187:ALA:H	15	0.18
(1,2282)	1:B:186:GLY:HA3	1:B:187:ALA:H	15	0.18
(1,2204)	1:B:177:GLY:H	1:B:178:SER:H	2	0.18
(1,2204)	1:B:177:GLY:H	1:B:178:SER:H	13	0.18
(1,2180)	1:B:171:GLY:H	1:B:171:GLY:HA2	5	0.18
(1,218)	1:A:41:ILE:HB	1:A:42:ASN:H	8	0.18
(1,2169)	1:B:169:LEU:H	1:B:169:LEU:HA	10	0.18
(1,2169)	1:B:169:LEU:H	1:B:169:LEU:HA	11	0.18
(1,2164)	1:B:168:ALA:H	1:B:168:ALA:HA	9	0.18
(1,2161)	1:B:167:ASP:H	1:B:168:ALA:H	8	0.18

*Continued on next page...*

*Continued from previous page...*

Key	Atom-1	Atom-2	Model ID	Violation (Å)
(1,2161)	1:B:167:ASP:H	1:B:168:ALA:H	9	0.18
(1,2161)	1:B:167:ASP:H	1:B:168:ALA:H	13	0.18
(1,2154)	1:B:166:ILE:H	1:B:166:ILE:HA	2	0.18
(1,2154)	1:B:166:ILE:H	1:B:166:ILE:HA	4	0.18
(1,2154)	1:B:166:ILE:H	1:B:166:ILE:HA	5	0.18
(1,2154)	1:B:166:ILE:H	1:B:166:ILE:HA	7	0.18
(1,2154)	1:B:166:ILE:H	1:B:166:ILE:HA	12	0.18
(1,2140)	1:B:164:SER:H	1:B:164:SER:HA	7	0.18
(1,2128)	1:B:163:ASN:H	1:B:164:SER:H	5	0.18
(1,2128)	1:B:163:ASN:H	1:B:164:SER:H	10	0.18
(1,2128)	1:B:163:ASN:H	1:B:164:SER:H	13	0.18
(1,2122)	1:B:161:ILE:HD11	1:B:207:ALA:HB1	13	0.18
(1,2122)	1:B:161:ILE:HD11	1:B:207:ALA:HB2	13	0.18
(1,2122)	1:B:161:ILE:HD11	1:B:207:ALA:HB3	13	0.18
(1,2122)	1:B:161:ILE:HD12	1:B:207:ALA:HB1	13	0.18
(1,2122)	1:B:161:ILE:HD12	1:B:207:ALA:HB2	13	0.18
(1,2122)	1:B:161:ILE:HD12	1:B:207:ALA:HB3	13	0.18
(1,2122)	1:B:161:ILE:HD13	1:B:207:ALA:HB1	13	0.18
(1,2122)	1:B:161:ILE:HD13	1:B:207:ALA:HB2	13	0.18
(1,2122)	1:B:161:ILE:HD13	1:B:207:ALA:HB3	13	0.18
(1,2082)	1:B:157:LEU:HD11	1:B:203:ALA:HB1	1	0.18
(1,2082)	1:B:157:LEU:HD11	1:B:203:ALA:HB2	1	0.18
(1,2082)	1:B:157:LEU:HD11	1:B:203:ALA:HB3	1	0.18
(1,2082)	1:B:157:LEU:HD12	1:B:203:ALA:HB1	1	0.18
(1,2082)	1:B:157:LEU:HD12	1:B:203:ALA:HB2	1	0.18
(1,2082)	1:B:157:LEU:HD12	1:B:203:ALA:HB3	1	0.18
(1,2082)	1:B:157:LEU:HD13	1:B:203:ALA:HB1	1	0.18
(1,2082)	1:B:157:LEU:HD13	1:B:203:ALA:HB2	1	0.18
(1,2082)	1:B:157:LEU:HD13	1:B:203:ALA:HB3	1	0.18
(1,2082)	1:B:157:LEU:HD21	1:B:203:ALA:HB1	1	0.18
(1,2082)	1:B:157:LEU:HD21	1:B:203:ALA:HB2	1	0.18
(1,2082)	1:B:157:LEU:HD21	1:B:203:ALA:HB3	1	0.18
(1,2082)	1:B:157:LEU:HD22	1:B:203:ALA:HB1	1	0.18
(1,2082)	1:B:157:LEU:HD22	1:B:203:ALA:HB2	1	0.18
(1,2082)	1:B:157:LEU:HD22	1:B:203:ALA:HB3	1	0.18
(1,2082)	1:B:157:LEU:HD23	1:B:203:ALA:HB1	1	0.18
(1,2082)	1:B:157:LEU:HD23	1:B:203:ALA:HB2	1	0.18
(1,2082)	1:B:157:LEU:HD23	1:B:203:ALA:HB3	1	0.18
(1,2070)	1:B:156:ALA:HB1	1:B:118:MET:HG2	2	0.18
(1,2070)	1:B:156:ALA:HB1	1:B:118:MET:HG3	2	0.18
(1,2070)	1:B:156:ALA:HB2	1:B:118:MET:HG2	2	0.18
(1,2070)	1:B:156:ALA:HB2	1:B:118:MET:HG3	2	0.18

*Continued on next page...*

*Continued from previous page...*

Key	Atom-1	Atom-2	Model ID	Violation (Å)
(1,2070)	1:B:156:ALA:HB3	1:B:118:MET:HG2	2	0.18
(1,2070)	1:B:156:ALA:HB3	1:B:118:MET:HG3	2	0.18
(1,2041)	1:B:153:GLY:HA2	1:B:154:ILE:H	9	0.18
(1,2041)	1:B:153:GLY:HA3	1:B:154:ILE:H	9	0.18
(1,202)	1:A:40:ASN:H	1:A:40:ASN:HA	2	0.18
(1,202)	1:A:40:ASN:H	1:A:40:ASN:HA	10	0.18
(1,2014)	1:B:149:GLY:H	1:B:149:GLY:HA3	1	0.18
(1,2007)	1:B:145:GLY:H	1:B:145:GLY:HA2	14	0.18
(1,1993)	1:B:140:HIS:H	1:B:140:HIS:HB2	12	0.18
(1,1990)	1:B:139:ASN:H	1:B:138:LEU:HB2	5	0.18
(1,1949)	1:B:132:LEU:HD11	1:B:133:GLN:H	7	0.18
(1,1949)	1:B:132:LEU:HD12	1:B:133:GLN:H	7	0.18
(1,1949)	1:B:132:LEU:HD13	1:B:133:GLN:H	7	0.18
(1,1944)	1:B:132:LEU:H	1:B:132:LEU:HB2	14	0.18
(1,1912)	1:B:121:LEU:H	1:B:121:LEU:HA	13	0.18
(1,1912)	1:B:121:LEU:H	1:B:121:LEU:HA	14	0.18
(1,1894)	1:B:118:MET:HE1	1:B:155:LEU:HB2	14	0.18
(1,1894)	1:B:118:MET:HE1	1:B:155:LEU:HB3	14	0.18
(1,1894)	1:B:118:MET:HE2	1:B:155:LEU:HB2	14	0.18
(1,1894)	1:B:118:MET:HE2	1:B:155:LEU:HB3	14	0.18
(1,1894)	1:B:118:MET:HE3	1:B:155:LEU:HB2	14	0.18
(1,1894)	1:B:118:MET:HE3	1:B:155:LEU:HB3	14	0.18
(1,1891)	1:B:118:MET:HE1	1:B:155:LEU:HD21	5	0.18
(1,1891)	1:B:118:MET:HE1	1:B:155:LEU:HD22	5	0.18
(1,1891)	1:B:118:MET:HE1	1:B:155:LEU:HD23	5	0.18
(1,1891)	1:B:118:MET:HE2	1:B:155:LEU:HD21	5	0.18
(1,1891)	1:B:118:MET:HE2	1:B:155:LEU:HD22	5	0.18
(1,1891)	1:B:118:MET:HE2	1:B:155:LEU:HD23	5	0.18
(1,1891)	1:B:118:MET:HE3	1:B:155:LEU:HD21	5	0.18
(1,1891)	1:B:118:MET:HE3	1:B:155:LEU:HD22	5	0.18
(1,1891)	1:B:118:MET:HE3	1:B:155:LEU:HD23	5	0.18
(1,1887)	1:B:118:MET:H	1:B:118:MET:HA	3	0.18
(1,1887)	1:B:118:MET:H	1:B:118:MET:HA	15	0.18
(1,1878)	1:B:117:MET:H	1:B:117:MET:HA	6	0.18
(1,1878)	1:B:117:MET:H	1:B:117:MET:HA	11	0.18
(1,1864)	1:B:116:GLY:H	1:B:117:MET:H	9	0.18
(1,1807)	1:B:107:LEU:HD11	1:B:166:ILE:HG21	4	0.18
(1,1807)	1:B:107:LEU:HD11	1:B:166:ILE:HG22	4	0.18
(1,1807)	1:B:107:LEU:HD11	1:B:166:ILE:HG23	4	0.18
(1,1807)	1:B:107:LEU:HD12	1:B:166:ILE:HG21	4	0.18
(1,1807)	1:B:107:LEU:HD12	1:B:166:ILE:HG22	4	0.18
(1,1807)	1:B:107:LEU:HD12	1:B:166:ILE:HG23	4	0.18

*Continued on next page...*

*Continued from previous page...*

Key	Atom-1	Atom-2	Model ID	Violation (Å)
(1,1807)	1:B:107:LEU:HD13	1:B:166:ILE:HG21	4	0.18
(1,1807)	1:B:107:LEU:HD13	1:B:166:ILE:HG22	4	0.18
(1,1807)	1:B:107:LEU:HD13	1:B:166:ILE:HG23	4	0.18
(1,1800)	1:B:106:LEU:H	1:B:106:LEU:HA	4	0.18
(1,1800)	1:B:106:LEU:H	1:B:106:LEU:HA	6	0.18
(1,1782)	1:B:104:VAL:HG21	1:B:170:ARG:HD2	3	0.18
(1,1782)	1:B:104:VAL:HG21	1:B:170:ARG:HD3	3	0.18
(1,1782)	1:B:104:VAL:HG22	1:B:170:ARG:HD2	3	0.18
(1,1782)	1:B:104:VAL:HG22	1:B:170:ARG:HD3	3	0.18
(1,1782)	1:B:104:VAL:HG23	1:B:170:ARG:HD2	3	0.18
(1,1782)	1:B:104:VAL:HG23	1:B:170:ARG:HD3	3	0.18
(1,1778)	1:B:104:VAL:H	1:B:104:VAL:HA	6	0.18
(1,1778)	1:B:104:VAL:H	1:B:104:VAL:HA	7	0.18
(1,1778)	1:B:104:VAL:H	1:B:104:VAL:HA	8	0.18
(1,1778)	1:B:104:VAL:H	1:B:104:VAL:HA	13	0.18
(1,1758)	1:B:96:ASP:H	1:B:96:ASP:HB2	4	0.18
(1,1752)	1:B:95:ASP:H	1:B:96:ASP:H	12	0.18
(1,1750)	1:B:94:THR:HA	1:B:95:ASP:H	9	0.18
(1,1742)	1:B:90:SER:H	1:B:90:SER:HA	9	0.18
(1,1741)	1:B:90:SER:H	1:B:90:SER:HB2	15	0.18
(1,1722)	1:B:84:SER:H	1:B:84:SER:HB2	13	0.18
(1,1721)	1:B:83:GLY:HA2	1:B:84:SER:H	4	0.18
(1,1675)	1:B:78:LEU:H	1:B:79:SER:H	5	0.18
(1,1675)	1:B:78:LEU:H	1:B:79:SER:H	10	0.18
(1,1674)	1:B:77:GLN:H	1:B:77:GLN:HA	2	0.18
(1,1673)	1:B:77:GLN:H	1:B:77:GLN:HG2	1	0.18
(1,1664)	1:B:76:GLU:H	1:B:77:GLN:H	1	0.18
(1,1664)	1:B:76:GLU:H	1:B:77:GLN:H	2	0.18
(1,1664)	1:B:76:GLU:H	1:B:77:GLN:H	14	0.18
(1,1663)	1:B:75:GLU:H	1:B:75:GLU:HA	10	0.18
(1,1644)	1:B:74:GLU:H	1:B:75:GLU:H	7	0.18
(1,1639)	1:B:73:LEU:H	1:B:74:GLU:H	15	0.18
(1,1628)	1:B:71:LEU:H	1:B:71:LEU:HA	1	0.18
(1,1628)	1:B:71:LEU:H	1:B:71:LEU:HA	5	0.18
(1,1628)	1:B:71:LEU:H	1:B:71:LEU:HA	9	0.18
(1,1614)	1:B:70:TYR:H	1:B:72:ASP:H	12	0.18
(1,1592)	1:B:67:GLY:HA2	1:B:68:VAL:H	2	0.18
(1,1592)	1:B:67:GLY:HA3	1:B:68:VAL:H	2	0.18
(1,159)	1:A:34:SER:H	1:A:35:LEU:H	14	0.18
(1,1578)	1:B:65:ASP:H	1:B:65:ASP:HA	9	0.18
(1,1578)	1:B:65:ASP:H	1:B:65:ASP:HA	15	0.18
(1,1523)	1:B:53:VAL:HG11	1:B:56:ALA:H	11	0.18

*Continued on next page...*

*Continued from previous page...*

Key	Atom-1	Atom-2	Model ID	Violation (Å)
(1,1523)	1:B:53:VAL:HG12	1:B:56:ALA:H	11	0.18
(1,1523)	1:B:53:VAL:HG13	1:B:56:ALA:H	11	0.18
(1,1511)	1:B:52:HIS:HB2	1:B:52:HIS:H	5	0.18
(1,1484)	1:B:45:ILE:H	1:B:45:ILE:HA	7	0.18
(1,1464)	1:B:42:ASN:H	1:B:43:ASN:H	8	0.18
(1,1446)	1:B:40:ASN:H	1:B:40:ASN:HA	3	0.18
(1,1446)	1:B:40:ASN:H	1:B:40:ASN:HA	15	0.18
(1,1438)	1:B:38:GLU:H	1:B:38:GLU:HB2	11	0.18
(1,1432)	1:B:37:PHE:HD1	1:B:38:GLU:H	8	0.18
(1,1432)	1:B:37:PHE:HD2	1:B:38:GLU:H	8	0.18
(1,1426)	1:B:37:PHE:H	1:B:36:GLY:HA2	13	0.18
(1,1415)	1:B:36:GLY:H	1:B:35:LEU:HB2	9	0.18
(1,1396)	1:B:33:GLN:H	1:B:33:GLN:HA	12	0.18
(1,1381)	1:B:32:LYS:H	1:B:31:LEU:H	10	0.18
(1,1349)	1:B:27:LYS:H	1:B:26:PRO:HB2	4	0.18
(1,1346)	1:B:25:LYS:H	1:B:25:LYS:HA	11	0.18
(1,1331)	1:B:21:GLN:H	1:B:22:ASP:H	15	0.18
(1,1319)	1:B:18:VAL:H	1:B:17:ALA:HB1	12	0.18
(1,1319)	1:B:18:VAL:H	1:B:17:ALA:HB2	12	0.18
(1,1319)	1:B:18:VAL:H	1:B:17:ALA:HB3	12	0.18
(1,1319)	1:B:18:VAL:H	1:B:17:ALA:HB1	14	0.18
(1,1319)	1:B:18:VAL:H	1:B:17:ALA:HB2	14	0.18
(1,1319)	1:B:18:VAL:H	1:B:17:ALA:HB3	14	0.18
(1,1312)	1:B:15:ASN:H	1:B:16:ALA:H	8	0.18
(1,1296)	1:B:13:ASP:H	1:B:14:ALA:H	4	0.18
(1,1292)	1:B:13:ASP:H	1:B:13:ASP:HA	13	0.18
(1,1281)	1:B:11:THR:H	1:B:12:ASP:H	3	0.18
(1,1260)	1:B:6:GLY:HA2	1:B:7:ASP:H	12	0.18
(1,126)	1:A:30:SER:H	1:A:30:SER:HA	1	0.18
(1,1233)	1:A:217:LYS:H	1:A:217:LYS:HA	15	0.18
(1,122)	1:A:29:LEU:H	1:A:29:LEU:HB2	4	0.18
(1,1215)	1:A:211:VAL:HG21	1:A:170:ARG:HG2	3	0.18
(1,1215)	1:A:211:VAL:HG21	1:A:170:ARG:HG3	3	0.18
(1,1215)	1:A:211:VAL:HG22	1:A:170:ARG:HG2	3	0.18
(1,1215)	1:A:211:VAL:HG22	1:A:170:ARG:HG3	3	0.18
(1,1215)	1:A:211:VAL:HG23	1:A:170:ARG:HG2	3	0.18
(1,1215)	1:A:211:VAL:HG23	1:A:170:ARG:HG3	3	0.18
(1,1131)	1:A:200:TYR:H	1:A:201:SER:H	14	0.18
(1,1130)	1:A:199:GLY:H	1:A:199:GLY:HA2	2	0.18
(1,1130)	1:A:199:GLY:H	1:A:199:GLY:HA2	11	0.18
(1,1117)	1:A:198:MET:H	1:A:198:MET:HA	14	0.18
(1,1116)	1:A:198:MET:H	1:A:198:MET:HE1	8	0.18

*Continued on next page...*



*Continued from previous page...*

Key	Atom-1	Atom-2	Model ID	Violation (Å)
(1,1116)	1:A:198:MET:H	1:A:198:MET:HE2	8	0.18
(1,1116)	1:A:198:MET:H	1:A:198:MET:HE3	8	0.18
(1,1099)	1:A:194:GLY:H	1:A:194:GLY:HA2	2	0.18
(1,1084)	1:A:190:LYS:H	1:A:190:LYS:HG2	5	0.18
(1,1049)	1:A:187:ALA:HB1	1:A:188:LEU:H	8	0.18
(1,1049)	1:A:187:ALA:HB2	1:A:188:LEU:H	8	0.18
(1,1049)	1:A:187:ALA:HB3	1:A:188:LEU:H	8	0.18
(1,1038)	1:A:186:GLY:HA2	1:A:187:ALA:H	1	0.18
(1,1038)	1:A:186:GLY:HA3	1:A:187:ALA:H	1	0.18
(1,1038)	1:A:186:GLY:HA2	1:A:187:ALA:H	3	0.18
(1,1038)	1:A:186:GLY:HA3	1:A:187:ALA:H	3	0.18
(1,1038)	1:A:186:GLY:HA2	1:A:187:ALA:H	11	0.18
(1,1038)	1:A:186:GLY:HA3	1:A:187:ALA:H	11	0.18
(1,1033)	1:A:185:THR:H	1:A:185:THR:HA	6	0.18
(1,1033)	1:A:185:THR:H	1:A:185:THR:HA	11	0.18
(1,102)	1:A:25:LYS:H	1:A:25:LYS:HA	11	0.18
(1,1012)	1:A:183:ALA:HB1	1:A:205:VAL:HG11	11	0.18
(1,1012)	1:A:183:ALA:HB1	1:A:205:VAL:HG12	11	0.18
(1,1012)	1:A:183:ALA:HB1	1:A:205:VAL:HG13	11	0.18
(1,1012)	1:A:183:ALA:HB2	1:A:205:VAL:HG11	11	0.18
(1,1012)	1:A:183:ALA:HB2	1:A:205:VAL:HG12	11	0.18
(1,1012)	1:A:183:ALA:HB2	1:A:205:VAL:HG13	11	0.18
(1,1012)	1:A:183:ALA:HB3	1:A:205:VAL:HG11	11	0.18
(1,1012)	1:A:183:ALA:HB3	1:A:205:VAL:HG12	11	0.18
(1,1012)	1:A:183:ALA:HB3	1:A:205:VAL:HG13	11	0.18
(1,970)	1:A:178:SER:HB2	1:A:179:ILE:H	1	0.17
(1,970)	1:A:178:SER:HB2	1:A:179:ILE:H	9	0.17
(1,960)	1:A:177:GLY:H	1:A:178:SER:H	3	0.17
(1,960)	1:A:177:GLY:H	1:A:178:SER:H	7	0.17
(1,960)	1:A:177:GLY:H	1:A:178:SER:H	11	0.17
(1,960)	1:A:177:GLY:H	1:A:178:SER:H	13	0.17
(1,936)	1:A:171:GLY:H	1:A:171:GLY:HA2	7	0.17
(1,936)	1:A:171:GLY:H	1:A:171:GLY:HA2	10	0.17
(1,930)	1:A:170:ARG:H	1:A:170:ARG:HA	5	0.17
(1,930)	1:A:170:ARG:H	1:A:170:ARG:HA	11	0.17
(1,930)	1:A:170:ARG:H	1:A:170:ARG:HA	12	0.17
(1,928)	1:A:169:LEU:H	1:A:169:LEU:HG	6	0.17
(1,926)	1:A:169:LEU:H	1:A:169:LEU:HD11	6	0.17
(1,926)	1:A:169:LEU:H	1:A:169:LEU:HD12	6	0.17
(1,926)	1:A:169:LEU:H	1:A:169:LEU:HD13	6	0.17
(1,920)	1:A:168:ALA:H	1:A:168:ALA:HA	11	0.17
(1,917)	1:A:167:ASP:H	1:A:168:ALA:H	7	0.17

*Continued on next page...*

*Continued from previous page...*

Key	Atom-1	Atom-2	Model ID	Violation (Å)
(1,917)	1:A:167:ASP:H	1:A:168:ALA:H	11	0.17
(1,917)	1:A:167:ASP:H	1:A:168:ALA:H	12	0.17
(1,917)	1:A:167:ASP:H	1:A:168:ALA:H	13	0.17
(1,910)	1:A:166:ILE:H	1:A:166:ILE:HA	7	0.17
(1,910)	1:A:166:ILE:H	1:A:166:ILE:HA	11	0.17
(1,910)	1:A:166:ILE:H	1:A:166:ILE:HA	12	0.17
(1,910)	1:A:166:ILE:H	1:A:166:ILE:HA	15	0.17
(1,896)	1:A:164:SER:H	1:A:164:SER:HA	11	0.17
(1,884)	1:A:163:ASN:H	1:A:164:SER:H	5	0.17
(1,884)	1:A:163:ASN:H	1:A:164:SER:H	6	0.17
(1,884)	1:A:163:ASN:H	1:A:164:SER:H	9	0.17
(1,848)	1:A:158:SER:H	1:A:158:SER:HA	11	0.17
(1,838)	1:A:157:LEU:HD11	1:A:203:ALA:HB1	2	0.17
(1,838)	1:A:157:LEU:HD11	1:A:203:ALA:HB2	2	0.17
(1,838)	1:A:157:LEU:HD11	1:A:203:ALA:HB3	2	0.17
(1,838)	1:A:157:LEU:HD12	1:A:203:ALA:HB1	2	0.17
(1,838)	1:A:157:LEU:HD12	1:A:203:ALA:HB2	2	0.17
(1,838)	1:A:157:LEU:HD12	1:A:203:ALA:HB3	2	0.17
(1,838)	1:A:157:LEU:HD13	1:A:203:ALA:HB1	2	0.17
(1,838)	1:A:157:LEU:HD13	1:A:203:ALA:HB2	2	0.17
(1,838)	1:A:157:LEU:HD13	1:A:203:ALA:HB3	2	0.17
(1,838)	1:A:157:LEU:HD21	1:A:203:ALA:HB1	2	0.17
(1,838)	1:A:157:LEU:HD21	1:A:203:ALA:HB2	2	0.17
(1,838)	1:A:157:LEU:HD21	1:A:203:ALA:HB3	2	0.17
(1,838)	1:A:157:LEU:HD22	1:A:203:ALA:HB1	2	0.17
(1,838)	1:A:157:LEU:HD22	1:A:203:ALA:HB2	2	0.17
(1,838)	1:A:157:LEU:HD22	1:A:203:ALA:HB3	2	0.17
(1,838)	1:A:157:LEU:HD23	1:A:203:ALA:HB1	2	0.17
(1,838)	1:A:157:LEU:HD23	1:A:203:ALA:HB2	2	0.17
(1,838)	1:A:157:LEU:HD23	1:A:203:ALA:HB3	2	0.17
(1,817)	1:A:155:LEU:H	1:A:155:LEU:HD11	13	0.17
(1,817)	1:A:155:LEU:H	1:A:155:LEU:HD12	13	0.17
(1,817)	1:A:155:LEU:H	1:A:155:LEU:HD13	13	0.17
(1,788)	1:A:152:ALA:HB1	1:A:153:GLY:H	1	0.17
(1,788)	1:A:152:ALA:HB2	1:A:153:GLY:H	1	0.17
(1,788)	1:A:152:ALA:HB3	1:A:153:GLY:H	1	0.17
(1,788)	1:A:152:ALA:HB1	1:A:153:GLY:H	13	0.17
(1,788)	1:A:152:ALA:HB2	1:A:153:GLY:H	13	0.17
(1,788)	1:A:152:ALA:HB3	1:A:153:GLY:H	13	0.17
(1,788)	1:A:152:ALA:HB1	1:A:153:GLY:H	15	0.17
(1,788)	1:A:152:ALA:HB2	1:A:153:GLY:H	15	0.17
(1,788)	1:A:152:ALA:HB3	1:A:153:GLY:H	15	0.17

*Continued on next page...*

*Continued from previous page...*

Key	Atom-1	Atom-2	Model ID	Violation (Å)
(1,786)	1:A:152:ALA:H	1:A:152:ALA:HA	8	0.17
(1,755)	1:A:141:ILE:HG21	1:A:142:THR:H	3	0.17
(1,755)	1:A:141:ILE:HG22	1:A:142:THR:H	3	0.17
(1,755)	1:A:141:ILE:HG23	1:A:142:THR:H	3	0.17
(1,753)	1:A:141:ILE:H	1:A:141:ILE:HG12	13	0.17
(1,730)	1:A:136:THR:H	1:A:136:THR:HA	13	0.17
(1,717)	1:A:134:LEU:HB2	1:A:135:ASN:H	15	0.17
(1,715)	1:A:134:LEU:H	1:A:134:LEU:HD11	2	0.17
(1,715)	1:A:134:LEU:H	1:A:134:LEU:HD12	2	0.17
(1,715)	1:A:134:LEU:H	1:A:134:LEU:HD13	2	0.17
(1,715)	1:A:134:LEU:H	1:A:134:LEU:HD11	11	0.17
(1,715)	1:A:134:LEU:H	1:A:134:LEU:HD12	11	0.17
(1,715)	1:A:134:LEU:H	1:A:134:LEU:HD13	11	0.17
(1,708)	1:A:133:GLN:H	1:A:133:GLN:HA	4	0.17
(1,692)	1:A:128:SER:H	1:A:128:SER:HA	5	0.17
(1,682)	1:A:124:ILE:H	1:A:124:ILE:HA	9	0.17
(1,67)	1:A:15:ASN:HB2	1:A:16:ALA:H	5	0.17
(1,668)	1:A:121:LEU:H	1:A:121:LEU:HA	2	0.17
(1,668)	1:A:121:LEU:H	1:A:121:LEU:HA	9	0.17
(1,651)	1:A:118:MET:HE1	1:A:159:TYR:HB2	2	0.17
(1,651)	1:A:118:MET:HE1	1:A:159:TYR:HB3	2	0.17
(1,651)	1:A:118:MET:HE2	1:A:159:TYR:HB2	2	0.17
(1,651)	1:A:118:MET:HE2	1:A:159:TYR:HB3	2	0.17
(1,651)	1:A:118:MET:HE3	1:A:159:TYR:HB2	2	0.17
(1,651)	1:A:118:MET:HE3	1:A:159:TYR:HB3	2	0.17
(1,649)	1:A:118:MET:HE1	1:A:155:LEU:H	12	0.17
(1,649)	1:A:118:MET:HE2	1:A:155:LEU:H	12	0.17
(1,649)	1:A:118:MET:HE3	1:A:155:LEU:H	12	0.17
(1,647)	1:A:118:MET:HE1	1:A:155:LEU:HD21	11	0.17
(1,647)	1:A:118:MET:HE1	1:A:155:LEU:HD22	11	0.17
(1,647)	1:A:118:MET:HE1	1:A:155:LEU:HD23	11	0.17
(1,647)	1:A:118:MET:HE2	1:A:155:LEU:HD21	11	0.17
(1,647)	1:A:118:MET:HE2	1:A:155:LEU:HD22	11	0.17
(1,647)	1:A:118:MET:HE2	1:A:155:LEU:HD23	11	0.17
(1,647)	1:A:118:MET:HE3	1:A:155:LEU:HD21	11	0.17
(1,647)	1:A:118:MET:HE3	1:A:155:LEU:HD22	11	0.17
(1,647)	1:A:118:MET:HE3	1:A:155:LEU:HD23	11	0.17
(1,645)	1:A:118:MET:HE1	1:A:156:ALA:HB1	13	0.17
(1,645)	1:A:118:MET:HE1	1:A:156:ALA:HB2	13	0.17
(1,645)	1:A:118:MET:HE1	1:A:156:ALA:HB3	13	0.17
(1,645)	1:A:118:MET:HE2	1:A:156:ALA:HB1	13	0.17
(1,645)	1:A:118:MET:HE2	1:A:156:ALA:HB2	13	0.17

*Continued on next page...*

*Continued from previous page...*

Key	Atom-1	Atom-2	Model ID	Violation (Å)
(1,645)	1:A:118:MET:HE2	1:A:156:ALA:HB3	13	0.17
(1,645)	1:A:118:MET:HE3	1:A:156:ALA:HB1	13	0.17
(1,645)	1:A:118:MET:HE3	1:A:156:ALA:HB2	13	0.17
(1,645)	1:A:118:MET:HE3	1:A:156:ALA:HB3	13	0.17
(1,634)	1:A:117:MET:H	1:A:117:MET:HA	7	0.17
(1,634)	1:A:117:MET:H	1:A:117:MET:HA	8	0.17
(1,634)	1:A:117:MET:H	1:A:117:MET:HA	9	0.17
(1,634)	1:A:117:MET:H	1:A:117:MET:HA	13	0.17
(1,63)	1:A:15:ASN:H	1:A:15:ASN:HA	8	0.17
(1,62)	1:A:15:ASN:H	1:A:15:ASN:HB3	13	0.17
(1,611)	1:A:114:PHE:HB3	1:A:115:SER:H	6	0.17
(1,609)	1:A:114:PHE:H	1:A:114:PHE:HA	11	0.17
(1,607)	1:A:114:PHE:H	1:A:114:PHE:HB3	7	0.17
(1,596)	1:A:111:ILE:HD11	1:A:163:ASN:HB2	4	0.17
(1,596)	1:A:111:ILE:HD11	1:A:163:ASN:HB3	4	0.17
(1,596)	1:A:111:ILE:HD12	1:A:163:ASN:HB2	4	0.17
(1,596)	1:A:111:ILE:HD12	1:A:163:ASN:HB3	4	0.17
(1,596)	1:A:111:ILE:HD13	1:A:163:ASN:HB2	4	0.17
(1,596)	1:A:111:ILE:HD13	1:A:163:ASN:HB3	4	0.17
(1,595)	1:A:111:ILE:HD11	1:A:163:ASN:HD21	14	0.17
(1,595)	1:A:111:ILE:HD11	1:A:163:ASN:HD22	14	0.17
(1,595)	1:A:111:ILE:HD12	1:A:163:ASN:HD21	14	0.17
(1,595)	1:A:111:ILE:HD12	1:A:163:ASN:HD22	14	0.17
(1,595)	1:A:111:ILE:HD13	1:A:163:ASN:HD21	14	0.17
(1,595)	1:A:111:ILE:HD13	1:A:163:ASN:HD22	14	0.17
(1,580)	1:A:110:GLY:H	1:A:110:GLY:HA2	10	0.17
(1,571)	1:A:108:GLY:H	1:A:108:GLY:HA2	9	0.17
(1,566)	1:A:107:LEU:HD11	1:A:163:ASN:HD21	5	0.17
(1,566)	1:A:107:LEU:HD11	1:A:163:ASN:HD22	5	0.17
(1,566)	1:A:107:LEU:HD12	1:A:163:ASN:HD21	5	0.17
(1,566)	1:A:107:LEU:HD12	1:A:163:ASN:HD22	5	0.17
(1,566)	1:A:107:LEU:HD13	1:A:163:ASN:HD21	5	0.17
(1,566)	1:A:107:LEU:HD13	1:A:163:ASN:HD22	5	0.17
(1,556)	1:A:106:LEU:H	1:A:106:LEU:HA	9	0.17
(1,556)	1:A:106:LEU:H	1:A:106:LEU:HA	10	0.17
(1,512)	1:A:96:ASP:H	1:A:97:LEU:H	5	0.17
(1,512)	1:A:96:ASP:H	1:A:97:LEU:H	6	0.17
(1,512)	1:A:96:ASP:H	1:A:97:LEU:H	9	0.17
(1,512)	1:A:96:ASP:H	1:A:97:LEU:H	10	0.17
(1,508)	1:A:95:ASP:H	1:A:96:ASP:H	3	0.17
(1,504)	1:A:94:THR:H	1:A:95:ASP:H	13	0.17
(1,498)	1:A:90:SER:H	1:A:90:SER:HA	15	0.17

*Continued on next page...*

*Continued from previous page...*

Key	Atom-1	Atom-2	Model ID	Violation (Å)
(1,484)	1:A:87:LEU:H	1:A:87:LEU:HB2	9	0.17
(1,482)	1:A:86:GLY:H	1:A:86:GLY:HA2	10	0.17
(1,48)	1:A:13:ASP:H	1:A:13:ASP:HA	3	0.17
(1,48)	1:A:13:ASP:H	1:A:13:ASP:HA	12	0.17
(1,464)	1:A:81:LEU:H	1:A:81:LEU:HA	6	0.17
(1,464)	1:A:81:LEU:H	1:A:81:LEU:HA	8	0.17
(1,464)	1:A:81:LEU:H	1:A:81:LEU:HA	11	0.17
(1,454)	1:A:80:SER:H	1:A:78:LEU:HB2	4	0.17
(1,448)	1:A:79:SER:H	1:A:79:SER:HA	2	0.17
(1,448)	1:A:79:SER:H	1:A:79:SER:HA	7	0.17
(1,430)	1:A:77:GLN:H	1:A:77:GLN:HA	3	0.17
(1,430)	1:A:77:GLN:H	1:A:77:GLN:HA	6	0.17
(1,430)	1:A:77:GLN:H	1:A:77:GLN:HA	8	0.17
(1,428)	1:A:77:GLN:H	1:A:77:GLN:HB2	4	0.17
(1,42)	1:A:12:ASP:H	1:A:12:ASP:HA	1	0.17
(1,42)	1:A:12:ASP:H	1:A:12:ASP:HA	7	0.17
(1,42)	1:A:12:ASP:H	1:A:12:ASP:HA	15	0.17
(1,419)	1:A:75:GLU:H	1:A:75:GLU:HA	10	0.17
(1,400)	1:A:74:GLU:H	1:A:75:GLU:H	15	0.17
(1,40)	1:A:12:ASP:H	1:A:11:THR:HB	8	0.17
(1,395)	1:A:73:LEU:H	1:A:74:GLU:H	8	0.17
(1,384)	1:A:71:LEU:H	1:A:71:LEU:HA	1	0.17
(1,384)	1:A:71:LEU:H	1:A:71:LEU:HA	4	0.17
(1,384)	1:A:71:LEU:H	1:A:71:LEU:HA	10	0.17
(1,384)	1:A:71:LEU:H	1:A:71:LEU:HA	11	0.17
(1,384)	1:A:71:LEU:H	1:A:71:LEU:HA	14	0.17
(1,370)	1:A:70:TYR:H	1:A:72:ASP:H	1	0.17
(1,370)	1:A:70:TYR:H	1:A:72:ASP:H	3	0.17
(1,348)	1:A:67:GLY:HA2	1:A:68:VAL:H	10	0.17
(1,348)	1:A:67:GLY:HA3	1:A:68:VAL:H	10	0.17
(1,344)	1:A:66:LYS:H	1:A:66:LYS:HA	10	0.17
(1,336)	1:A:66:LYS:H	1:A:67:GLY:H	5	0.17
(1,334)	1:A:65:ASP:H	1:A:65:ASP:HA	5	0.17
(1,334)	1:A:65:ASP:H	1:A:65:ASP:HA	6	0.17
(1,334)	1:A:65:ASP:H	1:A:65:ASP:HA	9	0.17
(1,334)	1:A:65:ASP:H	1:A:65:ASP:HA	13	0.17
(1,314)	1:A:59:HIS:H	1:A:59:HIS:HA	10	0.17
(1,306)	1:A:58:LEU:H	1:A:58:LEU:HA	13	0.17
(1,302)	1:A:57:ARG:H	1:A:58:LEU:H	15	0.17
(1,297)	1:A:57:ARG:H	1:A:56:ALA:HB1	4	0.17
(1,297)	1:A:57:ARG:H	1:A:56:ALA:HB2	4	0.17
(1,297)	1:A:57:ARG:H	1:A:56:ALA:HB3	4	0.17

*Continued on next page...*

*Continued from previous page...*

Key	Atom-1	Atom-2	Model ID	Violation (Å)
(1,290)	1:A:55:THR:H	1:A:56:ALA:H	1	0.17
(1,290)	1:A:55:THR:H	1:A:56:ALA:H	5	0.17
(1,282)	1:A:54:ASP:H	1:A:54:ASP:HB3	2	0.17
(1,2615)	2:C:9:ARG:HE	1:A:76:GLU:H	9	0.17
(1,2615)	2:C:9:ARG:HE	1:B:76:GLU:H	9	0.17
(1,2602)	2:C:11:PHE:H	1:A:73:LEU:HD11	10	0.17
(1,2602)	2:C:11:PHE:H	1:A:73:LEU:HD12	10	0.17
(1,2602)	2:C:11:PHE:H	1:A:73:LEU:HD13	10	0.17
(1,2602)	2:C:11:PHE:H	1:B:73:LEU:HD11	10	0.17
(1,2602)	2:C:11:PHE:H	1:B:73:LEU:HD12	10	0.17
(1,2602)	2:C:11:PHE:H	1:B:73:LEU:HD13	10	0.17
(1,2585)	1:B:116:GLY:H	1:A:190:LYS:HG2	15	0.17
(1,2585)	1:B:116:GLY:H	1:A:190:LYS:HG3	15	0.17
(1,2577)	1:B:109:LEU:H	1:A:179:ILE:HG21	7	0.17
(1,2577)	1:B:109:LEU:H	1:A:179:ILE:HG22	7	0.17
(1,2577)	1:B:109:LEU:H	1:A:179:ILE:HG23	7	0.17
(1,2557)	1:B:71:LEU:H	1:A:70:TYR:HA	11	0.17
(1,255)	1:A:49:GLY:H	1:A:48:PRO:HB2	5	0.17
(1,2497)	2:C:9:ARG:H	2:C:10:PHE:H	7	0.17
(1,249)	1:A:46:SER:H	1:A:46:SER:HB2	9	0.17
(1,2478)	1:B:218:ARG:H	1:B:218:ARG:HA	12	0.17
(1,2477)	1:B:217:LYS:H	1:B:217:LYS:HA	13	0.17
(1,2441)	1:B:209:CYS:H	1:B:209:CYS:HB3	1	0.17
(1,2441)	1:B:209:CYS:H	1:B:209:CYS:HB3	3	0.17
(1,2441)	1:B:209:CYS:H	1:B:209:CYS:HB3	11	0.17
(1,2407)	1:B:204:MET:HE1	1:B:160:ASN:HB2	12	0.17
(1,2407)	1:B:204:MET:HE1	1:B:160:ASN:HB3	12	0.17
(1,2407)	1:B:204:MET:HE2	1:B:160:ASN:HB2	12	0.17
(1,2407)	1:B:204:MET:HE2	1:B:160:ASN:HB3	12	0.17
(1,2407)	1:B:204:MET:HE3	1:B:160:ASN:HB2	12	0.17
(1,2407)	1:B:204:MET:HE3	1:B:160:ASN:HB3	12	0.17
(1,239)	1:A:45:ILE:H	1:A:45:ILE:HB	13	0.17
(1,2375)	1:B:200:TYR:H	1:B:201:SER:H	8	0.17
(1,2374)	1:B:199:GLY:H	1:B:199:GLY:HA2	5	0.17
(1,2361)	1:B:198:MET:H	1:B:198:MET:HA	2	0.17
(1,2361)	1:B:198:MET:H	1:B:198:MET:HA	6	0.17
(1,2361)	1:B:198:MET:H	1:B:198:MET:HA	7	0.17
(1,2336)	1:B:192:SER:H	1:B:192:SER:HB2	8	0.17
(1,2327)	1:B:190:LYS:H	1:B:190:LYS:HA	10	0.17
(1,2327)	1:B:190:LYS:H	1:B:190:LYS:HA	14	0.17
(1,232)	1:A:43:ASN:HB2	1:A:44:ILE:H	5	0.17
(1,2306)	1:B:188:LEU:H	1:B:188:LEU:HB2	7	0.17

*Continued on next page...*



*Continued from previous page...*

Key	Atom-1	Atom-2	Model ID	Violation (Å)
(1,2305)	1:B:188:LEU:H	1:B:188:LEU:HA	6	0.17
(1,2305)	1:B:188:LEU:H	1:B:188:LEU:HA	10	0.17
(1,2282)	1:B:186:GLY:HA2	1:B:187:ALA:H	13	0.17
(1,2282)	1:B:186:GLY:HA3	1:B:187:ALA:H	13	0.17
(1,2282)	1:B:186:GLY:HA2	1:B:187:ALA:H	14	0.17
(1,2282)	1:B:186:GLY:HA3	1:B:187:ALA:H	14	0.17
(1,2277)	1:B:185:THR:H	1:B:185:THR:HA	1	0.17
(1,2277)	1:B:185:THR:H	1:B:185:THR:HA	6	0.17
(1,2276)	1:B:185:THR:H	1:B:184:LEU:HB2	1	0.17
(1,224)	1:A:42:ASN:H	1:A:42:ASN:HA	9	0.17
(1,2214)	1:B:178:SER:HB2	1:B:179:ILE:H	2	0.17
(1,2204)	1:B:177:GLY:H	1:B:178:SER:H	1	0.17
(1,2204)	1:B:177:GLY:H	1:B:178:SER:H	4	0.17
(1,2204)	1:B:177:GLY:H	1:B:178:SER:H	6	0.17
(1,2204)	1:B:177:GLY:H	1:B:178:SER:H	7	0.17
(1,2204)	1:B:177:GLY:H	1:B:178:SER:H	12	0.17
(1,2184)	1:B:172:LYS:HD2	1:B:172:LYS:H	10	0.17
(1,2180)	1:B:171:GLY:H	1:B:171:GLY:HA2	8	0.17
(1,2180)	1:B:171:GLY:H	1:B:171:GLY:HA2	15	0.17
(1,2174)	1:B:170:ARG:H	1:B:170:ARG:HA	1	0.17
(1,2174)	1:B:170:ARG:H	1:B:170:ARG:HA	2	0.17
(1,2174)	1:B:170:ARG:H	1:B:170:ARG:HA	3	0.17
(1,2174)	1:B:170:ARG:H	1:B:170:ARG:HA	5	0.17
(1,2170)	1:B:169:LEU:H	1:B:169:LEU:HD11	3	0.17
(1,2170)	1:B:169:LEU:H	1:B:169:LEU:HD12	3	0.17
(1,2170)	1:B:169:LEU:H	1:B:169:LEU:HD13	3	0.17
(1,2161)	1:B:167:ASP:H	1:B:168:ALA:H	7	0.17
(1,2161)	1:B:167:ASP:H	1:B:168:ALA:H	11	0.17
(1,2161)	1:B:167:ASP:H	1:B:168:ALA:H	12	0.17
(1,2161)	1:B:167:ASP:H	1:B:168:ALA:H	15	0.17
(1,216)	1:A:41:ILE:H	1:A:41:ILE:HA	8	0.17
(1,2154)	1:B:166:ILE:H	1:B:166:ILE:HA	3	0.17
(1,2154)	1:B:166:ILE:H	1:B:166:ILE:HA	6	0.17
(1,2154)	1:B:166:ILE:H	1:B:166:ILE:HA	8	0.17
(1,2154)	1:B:166:ILE:H	1:B:166:ILE:HA	9	0.17
(1,2154)	1:B:166:ILE:H	1:B:166:ILE:HA	13	0.17
(1,2154)	1:B:166:ILE:H	1:B:166:ILE:HA	15	0.17
(1,2140)	1:B:164:SER:H	1:B:164:SER:HA	4	0.17
(1,2140)	1:B:164:SER:H	1:B:164:SER:HA	12	0.17
(1,2122)	1:B:161:ILE:HD11	1:B:207:ALA:HB1	11	0.17
(1,2122)	1:B:161:ILE:HD11	1:B:207:ALA:HB2	11	0.17
(1,2122)	1:B:161:ILE:HD11	1:B:207:ALA:HB3	11	0.17

*Continued on next page...*

*Continued from previous page...*

Key	Atom-1	Atom-2	Model ID	Violation (Å)
(1,2122)	1:B:161:ILE:HD12	1:B:207:ALA:HB1	11	0.17
(1,2122)	1:B:161:ILE:HD12	1:B:207:ALA:HB2	11	0.17
(1,2122)	1:B:161:ILE:HD12	1:B:207:ALA:HB3	11	0.17
(1,2122)	1:B:161:ILE:HD13	1:B:207:ALA:HB1	11	0.17
(1,2122)	1:B:161:ILE:HD13	1:B:207:ALA:HB2	11	0.17
(1,2122)	1:B:161:ILE:HD13	1:B:207:ALA:HB3	11	0.17
(1,2104)	1:B:160:ASN:H	1:B:161:ILE:H	10	0.17
(1,2104)	1:B:160:ASN:H	1:B:161:ILE:H	11	0.17
(1,2103)	1:B:159:TYR:H	1:B:159:TYR:HA	12	0.17
(1,2092)	1:B:158:SER:H	1:B:158:SER:HA	4	0.17
(1,2071)	1:B:156:ALA:HB1	1:B:118:MET:HB2	7	0.17
(1,2071)	1:B:156:ALA:HB1	1:B:118:MET:HB3	7	0.17
(1,2071)	1:B:156:ALA:HB2	1:B:118:MET:HB2	7	0.17
(1,2071)	1:B:156:ALA:HB2	1:B:118:MET:HB3	7	0.17
(1,2071)	1:B:156:ALA:HB3	1:B:118:MET:HB2	7	0.17
(1,2071)	1:B:156:ALA:HB3	1:B:118:MET:HB3	7	0.17
(1,2041)	1:B:153:GLY:HA2	1:B:154:ILE:H	4	0.17
(1,2041)	1:B:153:GLY:HA3	1:B:154:ILE:H	4	0.17
(1,202)	1:A:40:ASN:H	1:A:40:ASN:HA	5	0.17
(1,202)	1:A:40:ASN:H	1:A:40:ASN:HA	11	0.17
(1,202)	1:A:40:ASN:H	1:A:40:ASN:HA	12	0.17
(1,202)	1:A:40:ASN:H	1:A:40:ASN:HA	15	0.17
(1,1990)	1:B:139:ASN:H	1:B:138:LEU:HB2	13	0.17
(1,1974)	1:B:136:THR:H	1:B:136:THR:HA	10	0.17
(1,1962)	1:B:135:ASN:H	1:B:136:THR:H	10	0.17
(1,1958)	1:B:134:LEU:H	1:B:134:LEU:HA	10	0.17
(1,1947)	1:B:132:LEU:H	1:B:132:LEU:HA	9	0.17
(1,1940)	1:B:130:GLY:HA2	1:B:131:LYS:H	10	0.17
(1,1939)	1:B:130:GLY:H	1:B:130:GLY:HA2	5	0.17
(1,1912)	1:B:121:LEU:H	1:B:121:LEU:HA	8	0.17
(1,1912)	1:B:121:LEU:H	1:B:121:LEU:HA	9	0.17
(1,1912)	1:B:121:LEU:H	1:B:121:LEU:HA	12	0.17
(1,1887)	1:B:118:MET:H	1:B:118:MET:HA	1	0.17
(1,1887)	1:B:118:MET:H	1:B:118:MET:HA	7	0.17
(1,1878)	1:B:117:MET:H	1:B:117:MET:HA	2	0.17
(1,1878)	1:B:117:MET:H	1:B:117:MET:HA	3	0.17
(1,1878)	1:B:117:MET:H	1:B:117:MET:HA	8	0.17
(1,1878)	1:B:117:MET:H	1:B:117:MET:HA	9	0.17
(1,1878)	1:B:117:MET:H	1:B:117:MET:HA	10	0.17
(1,1878)	1:B:117:MET:H	1:B:117:MET:HA	12	0.17
(1,1878)	1:B:117:MET:H	1:B:117:MET:HA	14	0.17
(1,1864)	1:B:116:GLY:H	1:B:117:MET:H	11	0.17

*Continued on next page...*

*Continued from previous page...*

Key	Atom-1	Atom-2	Model ID	Violation (Å)
(1,1840)	1:B:111:ILE:HD11	1:B:163:ASN:HB2	6	0.17
(1,1840)	1:B:111:ILE:HD11	1:B:163:ASN:HB3	6	0.17
(1,1840)	1:B:111:ILE:HD12	1:B:163:ASN:HB2	6	0.17
(1,1840)	1:B:111:ILE:HD12	1:B:163:ASN:HB3	6	0.17
(1,1840)	1:B:111:ILE:HD13	1:B:163:ASN:HB2	6	0.17
(1,1840)	1:B:111:ILE:HD13	1:B:163:ASN:HB3	6	0.17
(1,1833)	1:B:111:ILE:H	1:B:111:ILE:HD11	3	0.17
(1,1833)	1:B:111:ILE:H	1:B:111:ILE:HD12	3	0.17
(1,1833)	1:B:111:ILE:H	1:B:111:ILE:HD13	3	0.17
(1,1832)	1:B:111:ILE:H	1:B:111:ILE:HA	12	0.17
(1,1832)	1:B:111:ILE:H	1:B:111:ILE:HA	14	0.17
(1,183)	1:A:37:PHE:H	1:A:37:PHE:HA	7	0.17
(1,1824)	1:B:110:GLY:H	1:B:110:GLY:HA2	11	0.17
(1,182)	1:A:37:PHE:H	1:A:36:GLY:HA2	12	0.17
(1,1810)	1:B:107:LEU:HD11	1:B:163:ASN:HD21	5	0.17
(1,1810)	1:B:107:LEU:HD11	1:B:163:ASN:HD22	5	0.17
(1,1810)	1:B:107:LEU:HD12	1:B:163:ASN:HD21	5	0.17
(1,1810)	1:B:107:LEU:HD12	1:B:163:ASN:HD22	5	0.17
(1,1810)	1:B:107:LEU:HD13	1:B:163:ASN:HD21	5	0.17
(1,1810)	1:B:107:LEU:HD13	1:B:163:ASN:HD22	5	0.17
(1,1800)	1:B:106:LEU:H	1:B:106:LEU:HA	1	0.17
(1,1800)	1:B:106:LEU:H	1:B:106:LEU:HA	11	0.17
(1,1796)	1:B:106:LEU:H	1:B:105:TYR:H	2	0.17
(1,1768)	1:B:103:ALA:H	1:B:104:VAL:H	4	0.17
(1,1768)	1:B:103:ALA:H	1:B:104:VAL:H	11	0.17
(1,1756)	1:B:96:ASP:H	1:B:97:LEU:H	3	0.17
(1,1756)	1:B:96:ASP:H	1:B:97:LEU:H	7	0.17
(1,1742)	1:B:90:SER:H	1:B:90:SER:HA	1	0.17
(1,1742)	1:B:90:SER:H	1:B:90:SER:HA	8	0.17
(1,1736)	1:B:88:ILE:H	1:B:88:ILE:HG21	2	0.17
(1,1736)	1:B:88:ILE:H	1:B:88:ILE:HG22	2	0.17
(1,1736)	1:B:88:ILE:H	1:B:88:ILE:HG23	2	0.17
(1,1718)	1:B:82:GLU:HB2	1:B:83:GLY:H	2	0.17
(1,1715)	1:B:82:GLU:H	1:B:82:GLU:HG2	13	0.17
(1,1713)	1:B:81:LEU:H	1:B:82:GLU:H	8	0.17
(1,1708)	1:B:81:LEU:H	1:B:81:LEU:HA	3	0.17
(1,1708)	1:B:81:LEU:H	1:B:81:LEU:HA	7	0.17
(1,1700)	1:B:80:SER:H	1:B:79:SER:HB2	8	0.17
(1,17)	1:A:7:ASP:H	1:A:7:ASP:HA	12	0.17
(1,1674)	1:B:77:GLN:H	1:B:77:GLN:HA	1	0.17
(1,1674)	1:B:77:GLN:H	1:B:77:GLN:HA	6	0.17
(1,1674)	1:B:77:GLN:H	1:B:77:GLN:HA	8	0.17

*Continued on next page...*

*Continued from previous page...*

Key	Atom-1	Atom-2	Model ID	Violation (Å)
(1,1674)	1:B:77:GLN:H	1:B:77:GLN:HA	11	0.17
(1,1674)	1:B:77:GLN:H	1:B:77:GLN:HA	13	0.17
(1,1674)	1:B:77:GLN:H	1:B:77:GLN:HA	15	0.17
(1,1664)	1:B:76:GLU:H	1:B:77:GLN:H	9	0.17
(1,1664)	1:B:76:GLU:H	1:B:77:GLN:H	11	0.17
(1,165)	1:A:35:LEU:HD11	1:A:35:LEU:H	3	0.17
(1,165)	1:A:35:LEU:HD12	1:A:35:LEU:H	3	0.17
(1,165)	1:A:35:LEU:HD13	1:A:35:LEU:H	3	0.17
(1,1644)	1:B:74:GLU:H	1:B:75:GLU:H	5	0.17
(1,1639)	1:B:73:LEU:H	1:B:74:GLU:H	2	0.17
(1,1628)	1:B:71:LEU:H	1:B:71:LEU:HA	7	0.17
(1,1628)	1:B:71:LEU:H	1:B:71:LEU:HA	14	0.17
(1,1620)	1:B:70:TYR:H	1:B:70:TYR:HA	12	0.17
(1,1604)	1:B:69:GLU:H	1:B:70:TYR:H	10	0.17
(1,16)	1:A:6:GLY:HA2	1:A:7:ASP:H	15	0.17
(1,1594)	1:B:67:GLY:H	1:B:66:LYS:HB3	8	0.17
(1,1592)	1:B:67:GLY:HA2	1:B:68:VAL:H	1	0.17
(1,1592)	1:B:67:GLY:HA3	1:B:68:VAL:H	1	0.17
(1,1588)	1:B:66:LYS:H	1:B:66:LYS:HA	13	0.17
(1,1587)	1:B:66:LYS:H	1:B:66:LYS:HG2	15	0.17
(1,1578)	1:B:65:ASP:H	1:B:65:ASP:HA	11	0.17
(1,1561)	1:B:63:GLY:H	1:B:63:GLY:HA2	7	0.17
(1,1558)	1:B:59:HIS:H	1:B:59:HIS:HA	6	0.17
(1,1558)	1:B:59:HIS:H	1:B:59:HIS:HA	11	0.17
(1,1550)	1:B:58:LEU:H	1:B:58:LEU:HA	9	0.17
(1,1550)	1:B:58:LEU:H	1:B:58:LEU:HA	12	0.17
(1,1541)	1:B:57:ARG:H	1:B:56:ALA:HB1	1	0.17
(1,1541)	1:B:57:ARG:H	1:B:56:ALA:HB2	1	0.17
(1,1541)	1:B:57:ARG:H	1:B:56:ALA:HB3	1	0.17
(1,1541)	1:B:57:ARG:H	1:B:56:ALA:HB1	5	0.17
(1,1541)	1:B:57:ARG:H	1:B:56:ALA:HB2	5	0.17
(1,1541)	1:B:57:ARG:H	1:B:56:ALA:HB3	5	0.17
(1,152)	1:A:33:GLN:H	1:A:33:GLN:HA	12	0.17
(1,1517)	1:B:53:VAL:H	1:B:53:VAL:HG11	5	0.17
(1,1517)	1:B:53:VAL:H	1:B:53:VAL:HG12	5	0.17
(1,1517)	1:B:53:VAL:H	1:B:53:VAL:HG13	5	0.17
(1,1493)	1:B:46:SER:H	1:B:46:SER:HB2	9	0.17
(1,1493)	1:B:46:SER:H	1:B:46:SER:HB2	13	0.17
(1,1484)	1:B:45:ILE:H	1:B:45:ILE:HA	4	0.17
(1,1464)	1:B:42:ASN:H	1:B:43:ASN:H	5	0.17
(1,1446)	1:B:40:ASN:H	1:B:40:ASN:HA	10	0.17
(1,1446)	1:B:40:ASN:H	1:B:40:ASN:HA	11	0.17

*Continued on next page...*

*Continued from previous page...*

Key	Atom-1	Atom-2	Model ID	Violation (Å)
(1,1436)	1:B:38:GLU:H	1:B:38:GLU:HB3	11	0.17
(1,143)	1:A:32:LYS:H	1:A:32:LYS:HA	8	0.17
(1,1427)	1:B:37:PHE:H	1:B:37:PHE:HA	3	0.17
(1,1422)	1:B:37:PHE:H	1:B:35:LEU:HG	8	0.17
(1,1408)	1:B:35:LEU:HG	1:B:35:LEU:H	9	0.17
(1,1407)	1:B:34:SER:HB2	1:B:35:LEU:H	4	0.17
(1,1405)	1:B:34:SER:H	1:B:34:SER:HA	2	0.17
(1,1405)	1:B:34:SER:H	1:B:34:SER:HA	4	0.17
(1,1375)	1:B:31:LEU:H	1:B:31:LEU:HG	8	0.17
(1,1363)	1:B:28:GLU:HB2	1:B:29:LEU:H	10	0.17
(1,1346)	1:B:25:LYS:H	1:B:25:LYS:HA	10	0.17
(1,1338)	1:B:23:THR:H	1:B:23:THR:HA	10	0.17
(1,133)	1:A:31:LEU:H	1:A:31:LEU:HA	8	0.17
(1,1313)	1:B:16:ALA:H	1:B:16:ALA:HA	14	0.17
(1,1307)	1:B:15:ASN:H	1:B:15:ASN:HA	12	0.17
(1,129)	1:A:31:LEU:H	1:A:30:SER:HB2	13	0.17
(1,1281)	1:B:11:THR:H	1:B:12:ASP:H	4	0.17
(1,1261)	1:B:7:ASP:H	1:B:7:ASP:HA	1	0.17
(1,1242)	1:A:221:GLU:H	1:A:221:GLU:HA	11	0.17
(1,1241)	1:A:220:LEU:H	1:A:220:LEU:HA	4	0.17
(1,1241)	1:A:220:LEU:H	1:A:220:LEU:HA	9	0.17
(1,1131)	1:A:200:TYR:H	1:A:201:SER:H	6	0.17
(1,1131)	1:A:200:TYR:H	1:A:201:SER:H	15	0.17
(1,1130)	1:A:199:GLY:H	1:A:199:GLY:HA2	5	0.17
(1,1130)	1:A:199:GLY:H	1:A:199:GLY:HA2	10	0.17
(1,1117)	1:A:198:MET:H	1:A:198:MET:HA	1	0.17
(1,1117)	1:A:198:MET:H	1:A:198:MET:HA	13	0.17
(1,1104)	1:A:195:LEU:H	1:A:195:LEU:HB2	2	0.17
(1,110)	1:A:27:LYS:H	1:A:27:LYS:HA	5	0.17
(1,1097)	1:A:193:LYS:H	1:A:193:LYS:HB3	6	0.17
(1,1092)	1:A:192:SER:H	1:A:192:SER:HB2	7	0.17
(1,1083)	1:A:190:LYS:H	1:A:190:LYS:HA	6	0.17
(1,1083)	1:A:190:LYS:H	1:A:190:LYS:HA	7	0.17
(1,1083)	1:A:190:LYS:H	1:A:190:LYS:HA	8	0.17
(1,1071)	1:A:188:LEU:HD11	1:A:201:SER:HB2	14	0.17
(1,1071)	1:A:188:LEU:HD11	1:A:201:SER:HB3	14	0.17
(1,1071)	1:A:188:LEU:HD12	1:A:201:SER:HB2	14	0.17
(1,1071)	1:A:188:LEU:HD12	1:A:201:SER:HB3	14	0.17
(1,1071)	1:A:188:LEU:HD13	1:A:201:SER:HB2	14	0.17
(1,1071)	1:A:188:LEU:HD13	1:A:201:SER:HB3	14	0.17
(1,1062)	1:A:188:LEU:H	1:A:188:LEU:HB2	1	0.17
(1,1061)	1:A:188:LEU:H	1:A:188:LEU:HA	6	0.17

*Continued on next page...*

*Continued from previous page...*

Key	Atom-1	Atom-2	Model ID	Violation (Å)
(1,105)	1:A:27:LYS:H	1:A:26:PRO:HB2	3	0.17
(1,1049)	1:A:187:ALA:HB1	1:A:188:LEU:H	4	0.17
(1,1049)	1:A:187:ALA:HB2	1:A:188:LEU:H	4	0.17
(1,1049)	1:A:187:ALA:HB3	1:A:188:LEU:H	4	0.17
(1,1038)	1:A:186:GLY:HA2	1:A:187:ALA:H	5	0.17
(1,1038)	1:A:186:GLY:HA3	1:A:187:ALA:H	5	0.17
(1,1038)	1:A:186:GLY:HA2	1:A:187:ALA:H	7	0.17
(1,1038)	1:A:186:GLY:HA3	1:A:187:ALA:H	7	0.17
(1,1038)	1:A:186:GLY:HA2	1:A:187:ALA:H	12	0.17
(1,1038)	1:A:186:GLY:HA3	1:A:187:ALA:H	12	0.17
(1,1034)	1:A:185:THR:H	1:A:185:THR:HB	15	0.17
(1,1033)	1:A:185:THR:H	1:A:185:THR:HA	2	0.17
(1,1033)	1:A:185:THR:H	1:A:185:THR:HA	10	0.17
(1,1032)	1:A:185:THR:H	1:A:184:LEU:HB2	8	0.17
(1,102)	1:A:25:LYS:H	1:A:25:LYS:HA	9	0.17
(1,10)	1:A:6:GLY:H	1:A:5:PHE:HB3	7	0.17
(2,240)	1:A:214:SER:H	1:B:111:ILE:H	2	0.16
(1,99)	1:A:24:THR:HG21	1:A:25:LYS:H	7	0.16
(1,99)	1:A:24:THR:HG22	1:A:25:LYS:H	7	0.16
(1,99)	1:A:24:THR:HG23	1:A:25:LYS:H	7	0.16
(1,988)	1:A:180:GLY:H	1:A:180:GLY:HA3	6	0.16
(1,960)	1:A:177:GLY:H	1:A:178:SER:H	4	0.16
(1,959)	1:A:177:GLY:H	1:A:177:GLY:HA3	6	0.16
(1,958)	1:A:177:GLY:H	1:A:177:GLY:HA2	6	0.16
(1,94)	1:A:23:THR:H	1:A:23:THR:HA	2	0.16
(1,94)	1:A:23:THR:H	1:A:23:THR:HA	7	0.16
(1,930)	1:A:170:ARG:H	1:A:170:ARG:HA	14	0.16
(1,920)	1:A:168:ALA:H	1:A:168:ALA:HA	6	0.16
(1,917)	1:A:167:ASP:H	1:A:168:ALA:H	1	0.16
(1,917)	1:A:167:ASP:H	1:A:168:ALA:H	15	0.16
(1,911)	1:A:166:ILE:H	1:A:166:ILE:HD11	3	0.16
(1,911)	1:A:166:ILE:H	1:A:166:ILE:HD12	3	0.16
(1,911)	1:A:166:ILE:H	1:A:166:ILE:HD13	3	0.16
(1,910)	1:A:166:ILE:H	1:A:166:ILE:HA	10	0.16
(1,910)	1:A:166:ILE:H	1:A:166:ILE:HA	13	0.16
(1,896)	1:A:164:SER:H	1:A:164:SER:HA	3	0.16
(1,896)	1:A:164:SER:H	1:A:164:SER:HA	4	0.16
(1,896)	1:A:164:SER:H	1:A:164:SER:HA	7	0.16
(1,896)	1:A:164:SER:H	1:A:164:SER:HA	8	0.16
(1,896)	1:A:164:SER:H	1:A:164:SER:HA	14	0.16
(1,884)	1:A:163:ASN:H	1:A:164:SER:H	1	0.16
(1,884)	1:A:163:ASN:H	1:A:164:SER:H	15	0.16

*Continued on next page...*



*Continued from previous page...*

Key	Atom-1	Atom-2	Model ID	Violation (Å)
(1,860)	1:A:160:ASN:H	1:A:161:ILE:H	4	0.16
(1,860)	1:A:160:ASN:H	1:A:161:ILE:H	13	0.16
(1,860)	1:A:160:ASN:H	1:A:161:ILE:H	15	0.16
(1,854)	1:A:159:TYR:H	1:A:157:LEU:HD11	12	0.16
(1,854)	1:A:159:TYR:H	1:A:157:LEU:HD12	12	0.16
(1,854)	1:A:159:TYR:H	1:A:157:LEU:HD13	12	0.16
(1,848)	1:A:158:SER:H	1:A:158:SER:HA	14	0.16
(1,83)	1:A:21:GLN:H	1:A:21:GLN:HA	10	0.16
(1,804)	1:A:154:ILE:H	1:A:154:ILE:HA	1	0.16
(1,804)	1:A:154:ILE:H	1:A:154:ILE:HA	12	0.16
(1,8)	1:A:6:GLY:H	1:A:5:PHE:HB2	14	0.16
(1,794)	1:A:153:GLY:H	1:A:154:ILE:H	9	0.16
(1,788)	1:A:152:ALA:HB1	1:A:153:GLY:H	7	0.16
(1,788)	1:A:152:ALA:HB2	1:A:153:GLY:H	7	0.16
(1,788)	1:A:152:ALA:HB3	1:A:153:GLY:H	7	0.16
(1,776)	1:A:151:ASN:H	1:A:152:ALA:H	8	0.16
(1,737)	1:A:137:VAL:H	1:A:137:VAL:HA	9	0.16
(1,737)	1:A:137:VAL:H	1:A:137:VAL:HA	14	0.16
(1,730)	1:A:136:THR:H	1:A:136:THR:HA	5	0.16
(1,723)	1:A:135:ASN:H	1:A:135:ASN:HA	13	0.16
(1,72)	1:A:17:ALA:H	1:A:17:ALA:HA	12	0.16
(1,718)	1:A:135:ASN:H	1:A:136:THR:H	7	0.16
(1,708)	1:A:133:GLN:H	1:A:133:GLN:HA	1	0.16
(1,704)	1:A:132:LEU:HB2	1:A:133:GLN:H	1	0.16
(1,704)	1:A:132:LEU:HB2	1:A:133:GLN:H	8	0.16
(1,7)	1:A:5:PHE:HA	1:A:5:PHE:H	4	0.16
(1,692)	1:A:128:SER:H	1:A:128:SER:HA	11	0.16
(1,692)	1:A:128:SER:H	1:A:128:SER:HA	13	0.16
(1,69)	1:A:16:ALA:H	1:A:16:ALA:HA	7	0.16
(1,69)	1:A:16:ALA:H	1:A:16:ALA:HA	15	0.16
(1,68)	1:A:15:ASN:H	1:A:16:ALA:H	2	0.16
(1,669)	1:A:121:LEU:H	1:A:121:LEU:HB2	7	0.16
(1,668)	1:A:121:LEU:H	1:A:121:LEU:HA	8	0.16
(1,668)	1:A:121:LEU:H	1:A:121:LEU:HA	10	0.16
(1,668)	1:A:121:LEU:H	1:A:121:LEU:HA	11	0.16
(1,668)	1:A:121:LEU:H	1:A:121:LEU:HA	12	0.16
(1,668)	1:A:121:LEU:H	1:A:121:LEU:HA	15	0.16
(1,653)	1:A:119:GLN:H	1:A:120:GLY:H	4	0.16
(1,643)	1:A:118:MET:H	1:A:118:MET:HA	1	0.16
(1,643)	1:A:118:MET:H	1:A:118:MET:HA	7	0.16
(1,643)	1:A:118:MET:H	1:A:118:MET:HA	13	0.16
(1,634)	1:A:117:MET:H	1:A:117:MET:HA	10	0.16

*Continued on next page...*

*Continued from previous page...*

Key	Atom-1	Atom-2	Model ID	Violation (Å)
(1,634)	1:A:117:MET:H	1:A:117:MET:HA	11	0.16
(1,634)	1:A:117:MET:H	1:A:117:MET:HA	15	0.16
(1,613)	1:A:115:SER:H	1:A:116:GLY:H	4	0.16
(1,611)	1:A:114:PHE:HB3	1:A:115:SER:H	8	0.16
(1,591)	1:A:111:ILE:H	1:A:111:ILE:HG12	13	0.16
(1,588)	1:A:111:ILE:H	1:A:111:ILE:HA	9	0.16
(1,588)	1:A:111:ILE:H	1:A:111:ILE:HA	10	0.16
(1,588)	1:A:111:ILE:H	1:A:111:ILE:HA	12	0.16
(1,588)	1:A:111:ILE:H	1:A:111:ILE:HA	15	0.16
(1,580)	1:A:110:GLY:H	1:A:110:GLY:HA2	1	0.16
(1,580)	1:A:110:GLY:H	1:A:110:GLY:HA2	13	0.16
(1,58)	1:A:14:ALA:H	1:A:15:ASN:H	8	0.16
(1,58)	1:A:14:ALA:H	1:A:15:ASN:H	9	0.16
(1,572)	1:A:109:LEU:H	1:A:110:GLY:H	6	0.16
(1,571)	1:A:108:GLY:H	1:A:108:GLY:HA2	6	0.16
(1,571)	1:A:108:GLY:H	1:A:108:GLY:HA2	10	0.16
(1,567)	1:A:107:LEU:HD11	1:A:166:ILE:H	9	0.16
(1,567)	1:A:107:LEU:HD12	1:A:166:ILE:H	9	0.16
(1,567)	1:A:107:LEU:HD13	1:A:166:ILE:H	9	0.16
(1,556)	1:A:106:LEU:H	1:A:106:LEU:HA	6	0.16
(1,556)	1:A:106:LEU:H	1:A:106:LEU:HA	14	0.16
(1,540)	1:A:104:VAL:HG21	1:A:96:ASP:HB2	10	0.16
(1,540)	1:A:104:VAL:HG21	1:A:96:ASP:HB3	10	0.16
(1,540)	1:A:104:VAL:HG22	1:A:96:ASP:HB2	10	0.16
(1,540)	1:A:104:VAL:HG22	1:A:96:ASP:HB3	10	0.16
(1,540)	1:A:104:VAL:HG23	1:A:96:ASP:HB2	10	0.16
(1,540)	1:A:104:VAL:HG23	1:A:96:ASP:HB3	10	0.16
(1,537)	1:A:104:VAL:HG21	1:A:170:ARG:HG2	9	0.16
(1,537)	1:A:104:VAL:HG21	1:A:170:ARG:HG3	9	0.16
(1,537)	1:A:104:VAL:HG22	1:A:170:ARG:HG2	9	0.16
(1,537)	1:A:104:VAL:HG22	1:A:170:ARG:HG3	9	0.16
(1,537)	1:A:104:VAL:HG23	1:A:170:ARG:HG2	9	0.16
(1,537)	1:A:104:VAL:HG23	1:A:170:ARG:HG3	9	0.16
(1,534)	1:A:104:VAL:H	1:A:104:VAL:HA	14	0.16
(1,534)	1:A:104:VAL:H	1:A:104:VAL:HA	15	0.16
(1,524)	1:A:103:ALA:H	1:A:104:VAL:H	9	0.16
(1,52)	1:A:13:ASP:H	1:A:14:ALA:H	5	0.16
(1,514)	1:A:96:ASP:H	1:A:96:ASP:HB2	8	0.16
(1,512)	1:A:96:ASP:H	1:A:97:LEU:H	13	0.16
(1,508)	1:A:95:ASP:H	1:A:96:ASP:H	15	0.16
(1,498)	1:A:90:SER:H	1:A:90:SER:HA	4	0.16
(1,491)	1:A:88:ILE:H	1:A:88:ILE:HG12	11	0.16

*Continued on next page...*

*Continued from previous page...*

Key	Atom-1	Atom-2	Model ID	Violation (Å)
(1,48)	1:A:13:ASP:H	1:A:13:ASP:HA	10	0.16
(1,477)	1:A:83:GLY:HA2	1:A:84:SER:H	4	0.16
(1,477)	1:A:83:GLY:HA2	1:A:84:SER:H	9	0.16
(1,470)	1:A:81:LEU:HB2	1:A:82:GLU:H	10	0.16
(1,467)	1:A:81:LEU:HG	1:A:82:GLU:H	15	0.16
(1,464)	1:A:81:LEU:H	1:A:81:LEU:HA	5	0.16
(1,464)	1:A:81:LEU:H	1:A:81:LEU:HA	7	0.16
(1,464)	1:A:81:LEU:H	1:A:81:LEU:HA	13	0.16
(1,462)	1:A:81:LEU:H	1:A:80:SER:HB2	12	0.16
(1,448)	1:A:79:SER:H	1:A:79:SER:HA	6	0.16
(1,448)	1:A:79:SER:H	1:A:79:SER:HA	9	0.16
(1,448)	1:A:79:SER:H	1:A:79:SER:HA	11	0.16
(1,430)	1:A:77:GLN:H	1:A:77:GLN:HA	2	0.16
(1,430)	1:A:77:GLN:H	1:A:77:GLN:HA	4	0.16
(1,430)	1:A:77:GLN:H	1:A:77:GLN:HA	10	0.16
(1,430)	1:A:77:GLN:H	1:A:77:GLN:HA	11	0.16
(1,420)	1:A:76:GLU:H	1:A:77:GLN:H	11	0.16
(1,419)	1:A:75:GLU:H	1:A:75:GLU:HA	1	0.16
(1,419)	1:A:75:GLU:H	1:A:75:GLU:HA	11	0.16
(1,406)	1:A:74:GLU:H	1:A:74:GLU:HG2	13	0.16
(1,400)	1:A:74:GLU:H	1:A:75:GLU:H	6	0.16
(1,39)	1:A:11:THR:HG21	1:A:12:ASP:H	11	0.16
(1,39)	1:A:11:THR:HG22	1:A:12:ASP:H	11	0.16
(1,39)	1:A:11:THR:HG23	1:A:12:ASP:H	11	0.16
(1,384)	1:A:71:LEU:H	1:A:71:LEU:HA	5	0.16
(1,384)	1:A:71:LEU:H	1:A:71:LEU:HA	8	0.16
(1,384)	1:A:71:LEU:H	1:A:71:LEU:HA	15	0.16
(1,370)	1:A:70:TYR:H	1:A:72:ASP:H	4	0.16
(1,360)	1:A:69:GLU:H	1:A:70:TYR:H	14	0.16
(1,348)	1:A:67:GLY:HA2	1:A:68:VAL:H	6	0.16
(1,348)	1:A:67:GLY:HA3	1:A:68:VAL:H	6	0.16
(1,344)	1:A:66:LYS:H	1:A:66:LYS:HA	11	0.16
(1,344)	1:A:66:LYS:H	1:A:66:LYS:HA	14	0.16
(1,334)	1:A:65:ASP:H	1:A:65:ASP:HA	1	0.16
(1,334)	1:A:65:ASP:H	1:A:65:ASP:HA	12	0.16
(1,334)	1:A:65:ASP:H	1:A:65:ASP:HA	14	0.16
(1,334)	1:A:65:ASP:H	1:A:65:ASP:HA	15	0.16
(1,324)	1:A:64:LEU:H	1:A:64:LEU:HA	2	0.16
(1,324)	1:A:64:LEU:H	1:A:64:LEU:HA	13	0.16
(1,317)	1:A:63:GLY:H	1:A:63:GLY:HA2	7	0.16
(1,314)	1:A:59:HIS:H	1:A:59:HIS:HA	3	0.16
(1,312)	1:A:58:LEU:H	1:A:59:HIS:H	11	0.16

*Continued on next page...*

*Continued from previous page...*

Key	Atom-1	Atom-2	Model ID	Violation (Å)
(1,31)	1:A:9:THR:H	1:A:9:THR:HG21	14	0.16
(1,31)	1:A:9:THR:H	1:A:9:THR:HG22	14	0.16
(1,31)	1:A:9:THR:H	1:A:9:THR:HG23	14	0.16
(1,306)	1:A:58:LEU:H	1:A:58:LEU:HA	5	0.16
(1,293)	1:A:56:ALA:H	1:A:56:ALA:HA	7	0.16
(1,293)	1:A:56:ALA:H	1:A:56:ALA:HA	11	0.16
(1,278)	1:A:53:VAL:HA	1:A:54:ASP:H	1	0.16
(1,2573)	1:B:93:TRP:HE1	1:A:175:THR:HG21	3	0.16
(1,2573)	1:B:93:TRP:HE1	1:A:175:THR:HG22	3	0.16
(1,2573)	1:B:93:TRP:HE1	1:A:175:THR:HG23	3	0.16
(1,2572)	1:B:88:ILE:HD11	1:A:172:LYS:HD2	8	0.16
(1,2572)	1:B:88:ILE:HD11	1:A:172:LYS:HD3	8	0.16
(1,2572)	1:B:88:ILE:HD12	1:A:172:LYS:HD2	8	0.16
(1,2572)	1:B:88:ILE:HD12	1:A:172:LYS:HD3	8	0.16
(1,2572)	1:B:88:ILE:HD13	1:A:172:LYS:HD2	8	0.16
(1,2572)	1:B:88:ILE:HD13	1:A:172:LYS:HD3	8	0.16
(1,2572)	1:B:88:ILE:HD11	1:A:172:LYS:HD2	15	0.16
(1,2572)	1:B:88:ILE:HD11	1:A:172:LYS:HD3	15	0.16
(1,2572)	1:B:88:ILE:HD12	1:A:172:LYS:HD2	15	0.16
(1,2572)	1:B:88:ILE:HD12	1:A:172:LYS:HD3	15	0.16
(1,2572)	1:B:88:ILE:HD13	1:A:172:LYS:HD2	15	0.16
(1,2572)	1:B:88:ILE:HD13	1:A:172:LYS:HD3	15	0.16
(1,2547)	1:A:119:GLN:H	1:B:189:PHE:HB2	2	0.16
(1,2547)	1:A:119:GLN:H	1:B:189:PHE:HB3	2	0.16
(1,2485)	1:B:220:LEU:H	1:B:220:LEU:HA	8	0.16
(1,2442)	1:B:209:CYS:H	1:B:209:CYS:HA	5	0.16
(1,2441)	1:B:209:CYS:H	1:B:209:CYS:HB3	6	0.16
(1,2441)	1:B:209:CYS:H	1:B:209:CYS:HB3	13	0.16
(1,239)	1:A:45:ILE:H	1:A:45:ILE:HB	7	0.16
(1,2374)	1:B:199:GLY:H	1:B:199:GLY:HA2	4	0.16
(1,2374)	1:B:199:GLY:H	1:B:199:GLY:HA2	6	0.16
(1,2374)	1:B:199:GLY:H	1:B:199:GLY:HA2	9	0.16
(1,2374)	1:B:199:GLY:H	1:B:199:GLY:HA2	15	0.16
(1,2361)	1:B:198:MET:H	1:B:198:MET:HA	1	0.16
(1,2361)	1:B:198:MET:H	1:B:198:MET:HA	3	0.16
(1,2361)	1:B:198:MET:H	1:B:198:MET:HA	4	0.16
(1,2361)	1:B:198:MET:H	1:B:198:MET:HA	9	0.16
(1,2361)	1:B:198:MET:H	1:B:198:MET:HA	10	0.16
(1,2361)	1:B:198:MET:H	1:B:198:MET:HA	15	0.16
(1,2349)	1:B:195:LEU:H	1:B:195:LEU:HD11	10	0.16
(1,2349)	1:B:195:LEU:H	1:B:195:LEU:HD12	10	0.16
(1,2349)	1:B:195:LEU:H	1:B:195:LEU:HD13	10	0.16

*Continued on next page...*

*Continued from previous page...*

Key	Atom-1	Atom-2	Model ID	Violation (Å)
(1,2347)	1:B:195:LEU:H	1:B:195:LEU:HA	8	0.16
(1,2330)	1:B:190:LYS:HD2	1:B:191:SER:H	13	0.16
(1,233)	1:A:44:ILE:H	1:A:44:ILE:HA	8	0.16
(1,233)	1:A:44:ILE:H	1:A:44:ILE:HA	12	0.16
(1,233)	1:A:44:ILE:H	1:A:44:ILE:HA	14	0.16
(1,2328)	1:B:190:LYS:H	1:B:190:LYS:HG2	7	0.16
(1,2327)	1:B:190:LYS:H	1:B:190:LYS:HA	2	0.16
(1,2327)	1:B:190:LYS:H	1:B:190:LYS:HA	7	0.16
(1,2327)	1:B:190:LYS:H	1:B:190:LYS:HA	13	0.16
(1,2327)	1:B:190:LYS:H	1:B:190:LYS:HA	15	0.16
(1,2318)	1:B:188:LEU:HD21	1:B:196:LYS:HE2	8	0.16
(1,2318)	1:B:188:LEU:HD21	1:B:196:LYS:HE3	8	0.16
(1,2318)	1:B:188:LEU:HD22	1:B:196:LYS:HE2	8	0.16
(1,2318)	1:B:188:LEU:HD22	1:B:196:LYS:HE3	8	0.16
(1,2318)	1:B:188:LEU:HD23	1:B:196:LYS:HE2	8	0.16
(1,2318)	1:B:188:LEU:HD23	1:B:196:LYS:HE3	8	0.16
(1,2314)	1:B:188:LEU:HD11	1:B:198:MET:HG2	11	0.16
(1,2314)	1:B:188:LEU:HD11	1:B:198:MET:HG3	11	0.16
(1,2314)	1:B:188:LEU:HD12	1:B:198:MET:HG2	11	0.16
(1,2314)	1:B:188:LEU:HD12	1:B:198:MET:HG3	11	0.16
(1,2314)	1:B:188:LEU:HD13	1:B:198:MET:HG2	11	0.16
(1,2314)	1:B:188:LEU:HD13	1:B:198:MET:HG3	11	0.16
(1,2306)	1:B:188:LEU:H	1:B:188:LEU:HB2	11	0.16
(1,2305)	1:B:188:LEU:H	1:B:188:LEU:HA	1	0.16
(1,2305)	1:B:188:LEU:H	1:B:188:LEU:HA	15	0.16
(1,230)	1:A:43:ASN:H	1:A:43:ASN:HA	14	0.16
(1,2278)	1:B:185:THR:H	1:B:185:THR:HB	4	0.16
(1,2277)	1:B:185:THR:H	1:B:185:THR:HA	2	0.16
(1,2277)	1:B:185:THR:H	1:B:185:THR:HA	3	0.16
(1,2277)	1:B:185:THR:H	1:B:185:THR:HA	5	0.16
(1,2277)	1:B:185:THR:H	1:B:185:THR:HA	7	0.16
(1,2277)	1:B:185:THR:H	1:B:185:THR:HA	8	0.16
(1,2277)	1:B:185:THR:H	1:B:185:THR:HA	9	0.16
(1,2277)	1:B:185:THR:H	1:B:185:THR:HA	12	0.16
(1,2277)	1:B:185:THR:H	1:B:185:THR:HA	14	0.16
(1,2256)	1:B:183:ALA:HB1	1:B:205:VAL:HG11	1	0.16
(1,2256)	1:B:183:ALA:HB1	1:B:205:VAL:HG12	1	0.16
(1,2256)	1:B:183:ALA:HB1	1:B:205:VAL:HG13	1	0.16
(1,2256)	1:B:183:ALA:HB2	1:B:205:VAL:HG11	1	0.16
(1,2256)	1:B:183:ALA:HB2	1:B:205:VAL:HG12	1	0.16
(1,2256)	1:B:183:ALA:HB2	1:B:205:VAL:HG13	1	0.16
(1,2256)	1:B:183:ALA:HB3	1:B:205:VAL:HG11	1	0.16

*Continued on next page...*

*Continued from previous page...*

Key	Atom-1	Atom-2	Model ID	Violation (Å)
(1,2256)	1:B:183:ALA:HB3	1:B:205:VAL:HG12	1	0.16
(1,2256)	1:B:183:ALA:HB3	1:B:205:VAL:HG13	1	0.16
(1,224)	1:A:42:ASN:H	1:A:42:ASN:HA	15	0.16
(1,2204)	1:B:177:GLY:H	1:B:178:SER:H	3	0.16
(1,2204)	1:B:177:GLY:H	1:B:178:SER:H	5	0.16
(1,2204)	1:B:177:GLY:H	1:B:178:SER:H	9	0.16
(1,2202)	1:B:177:GLY:H	1:B:177:GLY:HA2	10	0.16
(1,2202)	1:B:177:GLY:H	1:B:177:GLY:HA2	14	0.16
(1,220)	1:A:42:ASN:H	1:A:43:ASN:H	1	0.16
(1,2190)	1:B:173:HIS:H	1:B:173:HIS:HB3	10	0.16
(1,2180)	1:B:171:GLY:H	1:B:171:GLY:HA2	13	0.16
(1,2174)	1:B:170:ARG:H	1:B:170:ARG:HA	9	0.16
(1,2164)	1:B:168:ALA:H	1:B:168:ALA:HA	11	0.16
(1,2161)	1:B:167:ASP:H	1:B:168:ALA:H	10	0.16
(1,216)	1:A:41:ILE:H	1:A:41:ILE:HA	1	0.16
(1,216)	1:A:41:ILE:H	1:A:41:ILE:HA	3	0.16
(1,2154)	1:B:166:ILE:H	1:B:166:ILE:HA	10	0.16
(1,2154)	1:B:166:ILE:H	1:B:166:ILE:HA	14	0.16
(1,2140)	1:B:164:SER:H	1:B:164:SER:HA	3	0.16
(1,2140)	1:B:164:SER:H	1:B:164:SER:HA	6	0.16
(1,2140)	1:B:164:SER:H	1:B:164:SER:HA	10	0.16
(1,2140)	1:B:164:SER:H	1:B:164:SER:HA	11	0.16
(1,2140)	1:B:164:SER:H	1:B:164:SER:HA	14	0.16
(1,2128)	1:B:163:ASN:H	1:B:164:SER:H	8	0.16
(1,2128)	1:B:163:ASN:H	1:B:164:SER:H	9	0.16
(1,2124)	1:B:162:ILE:H	1:B:163:ASN:H	10	0.16
(1,2124)	1:B:162:ILE:H	1:B:163:ASN:H	14	0.16
(1,2122)	1:B:161:ILE:HD11	1:B:207:ALA:HB1	9	0.16
(1,2122)	1:B:161:ILE:HD11	1:B:207:ALA:HB2	9	0.16
(1,2122)	1:B:161:ILE:HD11	1:B:207:ALA:HB3	9	0.16
(1,2122)	1:B:161:ILE:HD12	1:B:207:ALA:HB1	9	0.16
(1,2122)	1:B:161:ILE:HD12	1:B:207:ALA:HB2	9	0.16
(1,2122)	1:B:161:ILE:HD12	1:B:207:ALA:HB3	9	0.16
(1,2122)	1:B:161:ILE:HD13	1:B:207:ALA:HB1	9	0.16
(1,2122)	1:B:161:ILE:HD13	1:B:207:ALA:HB2	9	0.16
(1,2122)	1:B:161:ILE:HD13	1:B:207:ALA:HB3	9	0.16
(1,2110)	1:B:161:ILE:H	1:B:162:ILE:H	3	0.16
(1,2104)	1:B:160:ASN:H	1:B:161:ILE:H	1	0.16
(1,2103)	1:B:159:TYR:H	1:B:159:TYR:HA	1	0.16
(1,2103)	1:B:159:TYR:H	1:B:159:TYR:HA	7	0.16
(1,2103)	1:B:159:TYR:H	1:B:159:TYR:HA	9	0.16
(1,2092)	1:B:158:SER:H	1:B:158:SER:HA	1	0.16

*Continued on next page...*



*Continued from previous page...*

Key	Atom-1	Atom-2	Model ID	Violation (Å)
(1,2092)	1:B:158:SER:H	1:B:158:SER:HA	3	0.16
(1,2092)	1:B:158:SER:H	1:B:158:SER:HA	13	0.16
(1,2072)	1:B:157:LEU:H	1:B:158:SER:H	2	0.16
(1,2072)	1:B:157:LEU:H	1:B:158:SER:H	8	0.16
(1,2068)	1:B:156:ALA:H	1:B:156:ALA:HA	5	0.16
(1,2058)	1:B:155:LEU:H	1:B:155:LEU:HA	5	0.16
(1,2058)	1:B:155:LEU:H	1:B:155:LEU:HA	11	0.16
(1,2048)	1:B:154:ILE:H	1:B:154:ILE:HA	2	0.16
(1,2048)	1:B:154:ILE:H	1:B:154:ILE:HA	3	0.16
(1,2048)	1:B:154:ILE:H	1:B:154:ILE:HA	7	0.16
(1,202)	1:A:40:ASN:H	1:A:40:ASN:HA	6	0.16
(1,202)	1:A:40:ASN:H	1:A:40:ASN:HA	7	0.16
(1,202)	1:A:40:ASN:H	1:A:40:ASN:HA	9	0.16
(1,202)	1:A:40:ASN:H	1:A:40:ASN:HA	14	0.16
(1,1996)	1:B:141:ILE:H	1:B:141:ILE:HB	8	0.16
(1,1992)	1:B:139:ASN:H	1:B:139:ASN:HA	9	0.16
(1,1990)	1:B:139:ASN:H	1:B:138:LEU:HB2	9	0.16
(1,1974)	1:B:136:THR:H	1:B:136:THR:HA	5	0.16
(1,1974)	1:B:136:THR:H	1:B:136:THR:HA	7	0.16
(1,1967)	1:B:135:ASN:H	1:B:135:ASN:HA	4	0.16
(1,1967)	1:B:135:ASN:H	1:B:135:ASN:HA	15	0.16
(1,1958)	1:B:134:LEU:H	1:B:134:LEU:HA	6	0.16
(1,1954)	1:B:134:LEU:H	1:B:135:ASN:H	4	0.16
(1,1952)	1:B:133:GLN:H	1:B:133:GLN:HA	3	0.16
(1,1937)	1:B:128:SER:H	1:B:128:SER:HB2	9	0.16
(1,1936)	1:B:128:SER:H	1:B:128:SER:HA	5	0.16
(1,1936)	1:B:128:SER:H	1:B:128:SER:HA	11	0.16
(1,1924)	1:B:122:GLN:H	1:B:122:GLN:HA	13	0.16
(1,1921)	1:B:121:LEU:HD11	1:B:155:LEU:HD11	10	0.16
(1,1921)	1:B:121:LEU:HD11	1:B:155:LEU:HD12	10	0.16
(1,1921)	1:B:121:LEU:HD11	1:B:155:LEU:HD13	10	0.16
(1,1921)	1:B:121:LEU:HD12	1:B:155:LEU:HD11	10	0.16
(1,1921)	1:B:121:LEU:HD12	1:B:155:LEU:HD12	10	0.16
(1,1921)	1:B:121:LEU:HD12	1:B:155:LEU:HD13	10	0.16
(1,1921)	1:B:121:LEU:HD13	1:B:155:LEU:HD11	10	0.16
(1,1921)	1:B:121:LEU:HD13	1:B:155:LEU:HD12	10	0.16
(1,1921)	1:B:121:LEU:HD13	1:B:155:LEU:HD13	10	0.16
(1,1912)	1:B:121:LEU:H	1:B:121:LEU:HA	7	0.16
(1,1897)	1:B:119:GLN:H	1:B:120:GLY:H	1	0.16
(1,1887)	1:B:118:MET:H	1:B:118:MET:HA	5	0.16
(1,1887)	1:B:118:MET:H	1:B:118:MET:HA	10	0.16
(1,1878)	1:B:117:MET:H	1:B:117:MET:HA	5	0.16

*Continued on next page...*

*Continued from previous page...*

Key	Atom-1	Atom-2	Model ID	Violation (Å)
(1,1878)	1:B:117:MET:H	1:B:117:MET:HA	7	0.16
(1,1862)	1:B:115:SER:H	1:B:115:SER:HA	6	0.16
(1,1862)	1:B:115:SER:H	1:B:115:SER:HA	10	0.16
(1,1862)	1:B:115:SER:H	1:B:115:SER:HA	15	0.16
(1,1853)	1:B:114:PHE:H	1:B:114:PHE:HA	15	0.16
(1,1832)	1:B:111:ILE:H	1:B:111:ILE:HA	7	0.16
(1,1824)	1:B:110:GLY:H	1:B:110:GLY:HA2	1	0.16
(1,1824)	1:B:110:GLY:H	1:B:110:GLY:HA2	3	0.16
(1,1824)	1:B:110:GLY:H	1:B:110:GLY:HA2	8	0.16
(1,1824)	1:B:110:GLY:H	1:B:110:GLY:HA2	13	0.16
(1,1810)	1:B:107:LEU:HD11	1:B:163:ASN:HD21	7	0.16
(1,1810)	1:B:107:LEU:HD11	1:B:163:ASN:HD22	7	0.16
(1,1810)	1:B:107:LEU:HD12	1:B:163:ASN:HD21	7	0.16
(1,1810)	1:B:107:LEU:HD12	1:B:163:ASN:HD22	7	0.16
(1,1810)	1:B:107:LEU:HD13	1:B:163:ASN:HD21	7	0.16
(1,1810)	1:B:107:LEU:HD13	1:B:163:ASN:HD22	7	0.16
(1,1808)	1:B:107:LEU:HD11	1:B:166:ILE:HG12	11	0.16
(1,1808)	1:B:107:LEU:HD11	1:B:166:ILE:HG13	11	0.16
(1,1808)	1:B:107:LEU:HD12	1:B:166:ILE:HG12	11	0.16
(1,1808)	1:B:107:LEU:HD12	1:B:166:ILE:HG13	11	0.16
(1,1808)	1:B:107:LEU:HD13	1:B:166:ILE:HG12	11	0.16
(1,1808)	1:B:107:LEU:HD13	1:B:166:ILE:HG13	11	0.16
(1,1800)	1:B:106:LEU:H	1:B:106:LEU:HA	10	0.16
(1,1800)	1:B:106:LEU:H	1:B:106:LEU:HA	12	0.16
(1,1800)	1:B:106:LEU:H	1:B:106:LEU:HA	15	0.16
(1,1758)	1:B:96:ASP:H	1:B:96:ASP:HB2	13	0.16
(1,1756)	1:B:96:ASP:H	1:B:97:LEU:H	10	0.16
(1,1755)	1:B:95:ASP:H	1:B:172:LYS:HE2	6	0.16
(1,1755)	1:B:95:ASP:H	1:B:172:LYS:HE3	6	0.16
(1,1746)	1:B:91:ARG:H	1:B:91:ARG:HA	10	0.16
(1,1742)	1:B:90:SER:H	1:B:90:SER:HA	5	0.16
(1,1742)	1:B:90:SER:H	1:B:90:SER:HA	11	0.16
(1,1717)	1:B:82:GLU:H	1:B:82:GLU:HA	12	0.16
(1,1713)	1:B:81:LEU:H	1:B:82:GLU:H	6	0.16
(1,1708)	1:B:81:LEU:H	1:B:81:LEU:HA	1	0.16
(1,1708)	1:B:81:LEU:H	1:B:81:LEU:HA	9	0.16
(1,1708)	1:B:81:LEU:H	1:B:81:LEU:HA	11	0.16
(1,1708)	1:B:81:LEU:H	1:B:81:LEU:HA	13	0.16
(1,1692)	1:B:79:SER:H	1:B:79:SER:HA	3	0.16
(1,1692)	1:B:79:SER:H	1:B:79:SER:HA	4	0.16
(1,1692)	1:B:79:SER:H	1:B:79:SER:HA	10	0.16
(1,1690)	1:B:79:SER:H	1:B:78:LEU:HB3	7	0.16

*Continued on next page...*

*Continued from previous page...*

Key	Atom-1	Atom-2	Model ID	Violation (Å)
(1,168)	1:A:35:LEU:HA	1:A:35:LEU:H	4	0.16
(1,168)	1:A:35:LEU:HA	1:A:35:LEU:H	7	0.16
(1,168)	1:A:35:LEU:HA	1:A:35:LEU:H	10	0.16
(1,1675)	1:B:78:LEU:H	1:B:79:SER:H	13	0.16
(1,1674)	1:B:77:GLN:H	1:B:77:GLN:HA	3	0.16
(1,1674)	1:B:77:GLN:H	1:B:77:GLN:HA	4	0.16
(1,1674)	1:B:77:GLN:H	1:B:77:GLN:HA	12	0.16
(1,1674)	1:B:77:GLN:H	1:B:77:GLN:HA	14	0.16
(1,1664)	1:B:76:GLU:H	1:B:77:GLN:H	8	0.16
(1,1663)	1:B:75:GLU:H	1:B:75:GLU:HA	2	0.16
(1,1663)	1:B:75:GLU:H	1:B:75:GLU:HA	9	0.16
(1,1663)	1:B:75:GLU:H	1:B:75:GLU:HA	14	0.16
(1,1631)	1:B:71:LEU:HB2	1:B:72:ASP:H	11	0.16
(1,1628)	1:B:71:LEU:H	1:B:71:LEU:HA	2	0.16
(1,1628)	1:B:71:LEU:H	1:B:71:LEU:HA	15	0.16
(1,1620)	1:B:70:TYR:H	1:B:70:TYR:HA	6	0.16
(1,1620)	1:B:70:TYR:H	1:B:70:TYR:HA	11	0.16
(1,1614)	1:B:70:TYR:H	1:B:72:ASP:H	10	0.16
(1,161)	1:A:34:SER:H	1:A:34:SER:HA	9	0.16
(1,1596)	1:B:67:GLY:H	1:B:66:LYS:HB2	12	0.16
(1,1588)	1:B:66:LYS:H	1:B:66:LYS:HA	4	0.16
(1,1588)	1:B:66:LYS:H	1:B:66:LYS:HA	7	0.16
(1,1578)	1:B:65:ASP:H	1:B:65:ASP:HA	4	0.16
(1,1578)	1:B:65:ASP:H	1:B:65:ASP:HA	6	0.16
(1,1578)	1:B:65:ASP:H	1:B:65:ASP:HA	8	0.16
(1,1568)	1:B:64:LEU:H	1:B:64:LEU:HA	3	0.16
(1,1550)	1:B:58:LEU:H	1:B:58:LEU:HA	11	0.16
(1,1541)	1:B:57:ARG:H	1:B:56:ALA:HB1	8	0.16
(1,1541)	1:B:57:ARG:H	1:B:56:ALA:HB2	8	0.16
(1,1541)	1:B:57:ARG:H	1:B:56:ALA:HB3	8	0.16
(1,1537)	1:B:56:ALA:H	1:B:56:ALA:HA	3	0.16
(1,1537)	1:B:56:ALA:H	1:B:56:ALA:HA	13	0.16
(1,1537)	1:B:56:ALA:H	1:B:56:ALA:HA	14	0.16
(1,1534)	1:B:55:THR:H	1:B:56:ALA:H	1	0.16
(1,152)	1:A:33:GLN:H	1:A:33:GLN:HA	1	0.16
(1,1507)	1:B:51:MET:H	1:B:51:MET:HB2	7	0.16
(1,1499)	1:B:49:GLY:H	1:B:48:PRO:HB2	12	0.16
(1,1494)	1:B:46:SER:HA	1:B:47:GLY:H	15	0.16
(1,1484)	1:B:45:ILE:H	1:B:45:ILE:HA	15	0.16
(1,1477)	1:B:44:ILE:H	1:B:44:ILE:HA	2	0.16
(1,1477)	1:B:44:ILE:H	1:B:44:ILE:HA	4	0.16
(1,1477)	1:B:44:ILE:H	1:B:44:ILE:HA	7	0.16

*Continued on next page...*

*Continued from previous page...*

Key	Atom-1	Atom-2	Model ID	Violation (Å)
(1,1477)	1:B:44:ILE:H	1:B:44:ILE:HA	13	0.16
(1,1474)	1:B:43:ASN:H	1:B:43:ASN:HA	5	0.16
(1,1474)	1:B:43:ASN:H	1:B:43:ASN:HA	7	0.16
(1,1468)	1:B:42:ASN:H	1:B:42:ASN:HA	11	0.16
(1,1453)	1:B:41:ILE:H	1:B:42:ASN:H	11	0.16
(1,1449)	1:B:40:ASN:HB3	1:B:41:ILE:H	12	0.16
(1,1446)	1:B:40:ASN:H	1:B:40:ASN:HA	1	0.16
(1,1446)	1:B:40:ASN:H	1:B:40:ASN:HA	2	0.16
(1,1446)	1:B:40:ASN:H	1:B:40:ASN:HA	4	0.16
(1,1446)	1:B:40:ASN:H	1:B:40:ASN:HA	7	0.16
(1,1446)	1:B:40:ASN:H	1:B:40:ASN:HA	9	0.16
(1,143)	1:A:32:LYS:H	1:A:32:LYS:HA	10	0.16
(1,143)	1:A:32:LYS:H	1:A:32:LYS:HA	15	0.16
(1,1427)	1:B:37:PHE:H	1:B:37:PHE:HA	8	0.16
(1,1415)	1:B:36:GLY:H	1:B:35:LEU:HB2	2	0.16
(1,1412)	1:B:35:LEU:HA	1:B:35:LEU:H	10	0.16
(1,1405)	1:B:34:SER:H	1:B:34:SER:HA	7	0.16
(1,1405)	1:B:34:SER:H	1:B:34:SER:HA	11	0.16
(1,1399)	1:B:33:GLN:H	1:B:34:SER:H	15	0.16
(1,1387)	1:B:32:LYS:H	1:B:32:LYS:HA	1	0.16
(1,1387)	1:B:32:LYS:H	1:B:32:LYS:HA	8	0.16
(1,1387)	1:B:32:LYS:H	1:B:32:LYS:HA	15	0.16
(1,1377)	1:B:31:LEU:H	1:B:31:LEU:HA	6	0.16
(1,1377)	1:B:31:LEU:H	1:B:31:LEU:HA	10	0.16
(1,1366)	1:B:29:LEU:H	1:B:29:LEU:HB2	1	0.16
(1,1366)	1:B:29:LEU:H	1:B:29:LEU:HB2	8	0.16
(1,1357)	1:B:27:LYS:HD2	1:B:28:GLU:H	3	0.16
(1,1346)	1:B:25:LYS:H	1:B:25:LYS:HA	3	0.16
(1,1346)	1:B:25:LYS:H	1:B:25:LYS:HA	9	0.16
(1,1332)	1:B:21:GLN:HA	1:B:22:ASP:H	5	0.16
(1,1331)	1:B:21:GLN:H	1:B:22:ASP:H	12	0.16
(1,133)	1:A:31:LEU:H	1:A:31:LEU:HA	6	0.16
(1,133)	1:A:31:LEU:H	1:A:31:LEU:HA	11	0.16
(1,1316)	1:B:17:ALA:H	1:B:17:ALA:HA	1	0.16
(1,1313)	1:B:16:ALA:H	1:B:16:ALA:HA	8	0.16
(1,1313)	1:B:16:ALA:H	1:B:16:ALA:HA	12	0.16
(1,1307)	1:B:15:ASN:H	1:B:15:ASN:HA	4	0.16
(1,1301)	1:B:14:ALA:H	1:B:14:ALA:HA	2	0.16
(1,1301)	1:B:14:ALA:H	1:B:14:ALA:HA	10	0.16
(1,1301)	1:B:14:ALA:H	1:B:14:ALA:HA	11	0.16
(1,1301)	1:B:14:ALA:H	1:B:14:ALA:HA	15	0.16
(1,1292)	1:B:13:ASP:H	1:B:13:ASP:HA	5	0.16

*Continued on next page...*

*Continued from previous page...*

Key	Atom-1	Atom-2	Model ID	Violation (Å)
(1,1286)	1:B:12:ASP:H	1:B:12:ASP:HA	9	0.16
(1,1285)	1:B:12:ASP:H	1:B:12:ASP:HB3	3	0.16
(1,1284)	1:B:12:ASP:H	1:B:11:THR:HB	13	0.16
(1,1261)	1:B:7:ASP:H	1:B:7:ASP:HA	9	0.16
(1,126)	1:A:30:SER:H	1:A:30:SER:HA	13	0.16
(1,1241)	1:A:220:LEU:H	1:A:220:LEU:HA	5	0.16
(1,1241)	1:A:220:LEU:H	1:A:220:LEU:HA	11	0.16
(1,1230)	1:A:216:LYS:H	1:A:216:LYS:HA	4	0.16
(1,122)	1:A:29:LEU:H	1:A:29:LEU:HB2	7	0.16
(1,1215)	1:A:211:VAL:HG21	1:A:170:ARG:HG2	11	0.16
(1,1215)	1:A:211:VAL:HG21	1:A:170:ARG:HG3	11	0.16
(1,1215)	1:A:211:VAL:HG22	1:A:170:ARG:HG2	11	0.16
(1,1215)	1:A:211:VAL:HG22	1:A:170:ARG:HG3	11	0.16
(1,1215)	1:A:211:VAL:HG23	1:A:170:ARG:HG2	11	0.16
(1,1215)	1:A:211:VAL:HG23	1:A:170:ARG:HG3	11	0.16
(1,1198)	1:A:209:CYS:H	1:A:209:CYS:HA	6	0.16
(1,1198)	1:A:209:CYS:H	1:A:209:CYS:HA	10	0.16
(1,1198)	1:A:209:CYS:H	1:A:209:CYS:HA	14	0.16
(1,1192)	1:A:208:ALA:H	1:A:208:ALA:HA	6	0.16
(1,1192)	1:A:208:ALA:H	1:A:208:ALA:HA	7	0.16
(1,1185)	1:A:207:ALA:H	1:A:207:ALA:HA	15	0.16
(1,1165)	1:A:204:MET:HE1	1:A:156:ALA:HB1	1	0.16
(1,1165)	1:A:204:MET:HE1	1:A:156:ALA:HB2	1	0.16
(1,1165)	1:A:204:MET:HE1	1:A:156:ALA:HB3	1	0.16
(1,1165)	1:A:204:MET:HE2	1:A:156:ALA:HB1	1	0.16
(1,1165)	1:A:204:MET:HE2	1:A:156:ALA:HB2	1	0.16
(1,1165)	1:A:204:MET:HE2	1:A:156:ALA:HB3	1	0.16
(1,1165)	1:A:204:MET:HE3	1:A:156:ALA:HB1	1	0.16
(1,1165)	1:A:204:MET:HE3	1:A:156:ALA:HB2	1	0.16
(1,1165)	1:A:204:MET:HE3	1:A:156:ALA:HB3	1	0.16
(1,1163)	1:A:204:MET:HE1	1:A:160:ASN:HB2	5	0.16
(1,1163)	1:A:204:MET:HE1	1:A:160:ASN:HB3	5	0.16
(1,1163)	1:A:204:MET:HE2	1:A:160:ASN:HB2	5	0.16
(1,1163)	1:A:204:MET:HE2	1:A:160:ASN:HB3	5	0.16
(1,1163)	1:A:204:MET:HE3	1:A:160:ASN:HB2	5	0.16
(1,1163)	1:A:204:MET:HE3	1:A:160:ASN:HB3	5	0.16
(1,1130)	1:A:199:GLY:H	1:A:199:GLY:HA2	9	0.16
(1,1117)	1:A:198:MET:H	1:A:198:MET:HA	2	0.16
(1,1117)	1:A:198:MET:H	1:A:198:MET:HA	3	0.16
(1,1117)	1:A:198:MET:H	1:A:198:MET:HA	4	0.16
(1,1117)	1:A:198:MET:H	1:A:198:MET:HA	7	0.16
(1,1117)	1:A:198:MET:H	1:A:198:MET:HA	9	0.16

*Continued on next page...*

*Continued from previous page...*

Key	Atom-1	Atom-2	Model ID	Violation (Å)
(1,1117)	1:A:198:MET:H	1:A:198:MET:HA	10	0.16
(1,1117)	1:A:198:MET:H	1:A:198:MET:HA	12	0.16
(1,1112)	1:A:198:MET:H	1:A:200:TYR:H	10	0.16
(1,1099)	1:A:194:GLY:H	1:A:194:GLY:HA2	9	0.16
(1,1083)	1:A:190:LYS:H	1:A:190:LYS:HA	1	0.16
(1,1083)	1:A:190:LYS:H	1:A:190:LYS:HA	2	0.16
(1,1083)	1:A:190:LYS:H	1:A:190:LYS:HA	3	0.16
(1,1083)	1:A:190:LYS:H	1:A:190:LYS:HA	5	0.16
(1,1083)	1:A:190:LYS:H	1:A:190:LYS:HA	11	0.16
(1,1083)	1:A:190:LYS:H	1:A:190:LYS:HA	12	0.16
(1,1083)	1:A:190:LYS:H	1:A:190:LYS:HA	15	0.16
(1,1062)	1:A:188:LEU:H	1:A:188:LEU:HB2	10	0.16
(1,1061)	1:A:188:LEU:H	1:A:188:LEU:HA	8	0.16
(1,1061)	1:A:188:LEU:H	1:A:188:LEU:HA	13	0.16
(1,1044)	1:A:187:ALA:H	1:A:188:LEU:H	7	0.16
(1,1038)	1:A:186:GLY:HA2	1:A:187:ALA:H	6	0.16
(1,1038)	1:A:186:GLY:HA3	1:A:187:ALA:H	6	0.16
(1,1033)	1:A:185:THR:H	1:A:185:THR:HA	1	0.16
(1,1033)	1:A:185:THR:H	1:A:185:THR:HA	3	0.16
(1,1033)	1:A:185:THR:H	1:A:185:THR:HA	7	0.16
(1,1033)	1:A:185:THR:H	1:A:185:THR:HA	9	0.16
(1,1033)	1:A:185:THR:H	1:A:185:THR:HA	12	0.16
(1,1033)	1:A:185:THR:H	1:A:185:THR:HA	14	0.16
(1,102)	1:A:25:LYS:H	1:A:25:LYS:HA	4	0.16
(1,1012)	1:A:183:ALA:HB1	1:A:205:VAL:HG11	6	0.16
(1,1012)	1:A:183:ALA:HB1	1:A:205:VAL:HG12	6	0.16
(1,1012)	1:A:183:ALA:HB1	1:A:205:VAL:HG13	6	0.16
(1,1012)	1:A:183:ALA:HB2	1:A:205:VAL:HG11	6	0.16
(1,1012)	1:A:183:ALA:HB2	1:A:205:VAL:HG12	6	0.16
(1,1012)	1:A:183:ALA:HB2	1:A:205:VAL:HG13	6	0.16
(1,1012)	1:A:183:ALA:HB3	1:A:205:VAL:HG11	6	0.16
(1,1012)	1:A:183:ALA:HB3	1:A:205:VAL:HG12	6	0.16
(1,1012)	1:A:183:ALA:HB3	1:A:205:VAL:HG13	6	0.16
(1,100)	1:A:24:THR:HB	1:A:25:LYS:H	4	0.16
(1,988)	1:A:180:GLY:H	1:A:180:GLY:HA3	1	0.15
(1,988)	1:A:180:GLY:H	1:A:180:GLY:HA3	2	0.15
(1,988)	1:A:180:GLY:H	1:A:180:GLY:HA3	3	0.15
(1,988)	1:A:180:GLY:H	1:A:180:GLY:HA3	4	0.15
(1,988)	1:A:180:GLY:H	1:A:180:GLY:HA3	5	0.15
(1,988)	1:A:180:GLY:H	1:A:180:GLY:HA3	7	0.15
(1,988)	1:A:180:GLY:H	1:A:180:GLY:HA3	8	0.15
(1,988)	1:A:180:GLY:H	1:A:180:GLY:HA3	9	0.15

*Continued on next page...*



*Continued from previous page...*

Key	Atom-1	Atom-2	Model ID	Violation (Å)
(1,988)	1:A:180:GLY:H	1:A:180:GLY:HA3	10	0.15
(1,988)	1:A:180:GLY:H	1:A:180:GLY:HA3	11	0.15
(1,988)	1:A:180:GLY:H	1:A:180:GLY:HA3	12	0.15
(1,988)	1:A:180:GLY:H	1:A:180:GLY:HA3	13	0.15
(1,988)	1:A:180:GLY:H	1:A:180:GLY:HA3	14	0.15
(1,988)	1:A:180:GLY:H	1:A:180:GLY:HA3	15	0.15
(1,967)	1:A:178:SER:H	1:A:178:SER:HB2	12	0.15
(1,960)	1:A:177:GLY:H	1:A:178:SER:H	5	0.15
(1,960)	1:A:177:GLY:H	1:A:178:SER:H	10	0.15
(1,960)	1:A:177:GLY:H	1:A:178:SER:H	12	0.15
(1,959)	1:A:177:GLY:H	1:A:177:GLY:HA3	1	0.15
(1,94)	1:A:23:THR:H	1:A:23:THR:HA	12	0.15
(1,94)	1:A:23:THR:H	1:A:23:THR:HA	13	0.15
(1,936)	1:A:171:GLY:H	1:A:171:GLY:HA2	3	0.15
(1,936)	1:A:171:GLY:H	1:A:171:GLY:HA2	9	0.15
(1,936)	1:A:171:GLY:H	1:A:171:GLY:HA2	13	0.15
(1,933)	1:A:170:ARG:H	1:A:170:ARG:HB2	10	0.15
(1,930)	1:A:170:ARG:H	1:A:170:ARG:HA	13	0.15
(1,920)	1:A:168:ALA:H	1:A:168:ALA:HA	1	0.15
(1,91)	1:A:22:ASP:H	1:A:22:ASP:HA	1	0.15
(1,896)	1:A:164:SER:H	1:A:164:SER:HA	9	0.15
(1,896)	1:A:164:SER:H	1:A:164:SER:HA	12	0.15
(1,896)	1:A:164:SER:H	1:A:164:SER:HA	15	0.15
(1,880)	1:A:162:ILE:H	1:A:163:ASN:H	1	0.15
(1,860)	1:A:160:ASN:H	1:A:161:ILE:H	3	0.15
(1,859)	1:A:159:TYR:H	1:A:159:TYR:HA	6	0.15
(1,859)	1:A:159:TYR:H	1:A:159:TYR:HA	9	0.15
(1,859)	1:A:159:TYR:H	1:A:159:TYR:HA	10	0.15
(1,859)	1:A:159:TYR:H	1:A:159:TYR:HA	14	0.15
(1,859)	1:A:159:TYR:H	1:A:159:TYR:HA	15	0.15
(1,85)	1:A:21:GLN:H	1:A:21:GLN:HB2	9	0.15
(1,848)	1:A:158:SER:H	1:A:158:SER:HA	3	0.15
(1,848)	1:A:158:SER:H	1:A:158:SER:HA	5	0.15
(1,848)	1:A:158:SER:H	1:A:158:SER:HA	12	0.15
(1,841)	1:A:157:LEU:HD11	1:A:204:MET:HG2	9	0.15
(1,841)	1:A:157:LEU:HD11	1:A:204:MET:HG3	9	0.15
(1,841)	1:A:157:LEU:HD12	1:A:204:MET:HG2	9	0.15
(1,841)	1:A:157:LEU:HD12	1:A:204:MET:HG3	9	0.15
(1,841)	1:A:157:LEU:HD13	1:A:204:MET:HG2	9	0.15
(1,841)	1:A:157:LEU:HD13	1:A:204:MET:HG3	9	0.15
(1,841)	1:A:157:LEU:HD21	1:A:204:MET:HG2	9	0.15
(1,841)	1:A:157:LEU:HD21	1:A:204:MET:HG3	9	0.15

*Continued on next page...*

*Continued from previous page...*

Key	Atom-1	Atom-2	Model ID	Violation (Å)
(1,841)	1:A:157:LEU:HD22	1:A:204:MET:HG2	9	0.15
(1,841)	1:A:157:LEU:HD22	1:A:204:MET:HG3	9	0.15
(1,841)	1:A:157:LEU:HD23	1:A:204:MET:HG2	9	0.15
(1,841)	1:A:157:LEU:HD23	1:A:204:MET:HG3	9	0.15
(1,836)	1:A:157:LEU:HD11	1:A:200:TYR:HE1	12	0.15
(1,836)	1:A:157:LEU:HD11	1:A:200:TYR:HE2	12	0.15
(1,836)	1:A:157:LEU:HD12	1:A:200:TYR:HE1	12	0.15
(1,836)	1:A:157:LEU:HD12	1:A:200:TYR:HE2	12	0.15
(1,836)	1:A:157:LEU:HD13	1:A:200:TYR:HE1	12	0.15
(1,836)	1:A:157:LEU:HD13	1:A:200:TYR:HE2	12	0.15
(1,836)	1:A:157:LEU:HD21	1:A:200:TYR:HE1	12	0.15
(1,836)	1:A:157:LEU:HD21	1:A:200:TYR:HE2	12	0.15
(1,836)	1:A:157:LEU:HD22	1:A:200:TYR:HE1	12	0.15
(1,836)	1:A:157:LEU:HD22	1:A:200:TYR:HE2	12	0.15
(1,836)	1:A:157:LEU:HD23	1:A:200:TYR:HE1	12	0.15
(1,836)	1:A:157:LEU:HD23	1:A:200:TYR:HE2	12	0.15
(1,824)	1:A:156:ALA:H	1:A:156:ALA:HA	2	0.15
(1,824)	1:A:156:ALA:H	1:A:156:ALA:HA	8	0.15
(1,819)	1:A:155:LEU:HD21	1:A:121:LEU:HD11	14	0.15
(1,819)	1:A:155:LEU:HD21	1:A:121:LEU:HD12	14	0.15
(1,819)	1:A:155:LEU:HD21	1:A:121:LEU:HD13	14	0.15
(1,819)	1:A:155:LEU:HD22	1:A:121:LEU:HD11	14	0.15
(1,819)	1:A:155:LEU:HD22	1:A:121:LEU:HD12	14	0.15
(1,819)	1:A:155:LEU:HD22	1:A:121:LEU:HD13	14	0.15
(1,819)	1:A:155:LEU:HD23	1:A:121:LEU:HD11	14	0.15
(1,819)	1:A:155:LEU:HD23	1:A:121:LEU:HD12	14	0.15
(1,819)	1:A:155:LEU:HD23	1:A:121:LEU:HD13	14	0.15
(1,814)	1:A:155:LEU:H	1:A:155:LEU:HA	2	0.15
(1,814)	1:A:155:LEU:H	1:A:155:LEU:HA	6	0.15
(1,814)	1:A:155:LEU:H	1:A:155:LEU:HA	7	0.15
(1,814)	1:A:155:LEU:H	1:A:155:LEU:HA	10	0.15
(1,814)	1:A:155:LEU:H	1:A:155:LEU:HA	13	0.15
(1,804)	1:A:154:ILE:H	1:A:154:ILE:HA	11	0.15
(1,804)	1:A:154:ILE:H	1:A:154:ILE:HA	14	0.15
(1,804)	1:A:154:ILE:H	1:A:154:ILE:HA	15	0.15
(1,80)	1:A:19:GLY:H	1:A:19:GLY:HA2	3	0.15
(1,797)	1:A:153:GLY:HA2	1:A:154:ILE:H	6	0.15
(1,797)	1:A:153:GLY:HA3	1:A:154:ILE:H	6	0.15
(1,786)	1:A:152:ALA:H	1:A:152:ALA:HA	3	0.15
(1,786)	1:A:152:ALA:H	1:A:152:ALA:HA	13	0.15
(1,786)	1:A:152:ALA:H	1:A:152:ALA:HA	14	0.15
(1,784)	1:A:152:ALA:H	1:A:151:ASN:HB2	2	0.15

*Continued on next page...*

*Continued from previous page...*

Key	Atom-1	Atom-2	Model ID	Violation (Å)
(1,766)	1:A:147:PHE:H	1:A:147:PHE:HA	13	0.15
(1,765)	1:A:147:PHE:H	1:A:147:PHE:HB2	14	0.15
(1,763)	1:A:145:GLY:H	1:A:145:GLY:HA2	12	0.15
(1,748)	1:A:139:ASN:H	1:A:139:ASN:HA	10	0.15
(1,737)	1:A:137:VAL:H	1:A:137:VAL:HA	6	0.15
(1,737)	1:A:137:VAL:H	1:A:137:VAL:HA	13	0.15
(1,730)	1:A:136:THR:H	1:A:136:THR:HA	2	0.15
(1,730)	1:A:136:THR:H	1:A:136:THR:HA	3	0.15
(1,715)	1:A:134:LEU:H	1:A:134:LEU:HD11	8	0.15
(1,715)	1:A:134:LEU:H	1:A:134:LEU:HD12	8	0.15
(1,715)	1:A:134:LEU:H	1:A:134:LEU:HD13	8	0.15
(1,714)	1:A:134:LEU:H	1:A:134:LEU:HA	10	0.15
(1,708)	1:A:133:GLN:H	1:A:133:GLN:HA	5	0.15
(1,708)	1:A:133:GLN:H	1:A:133:GLN:HA	7	0.15
(1,703)	1:A:132:LEU:H	1:A:132:LEU:HA	9	0.15
(1,7)	1:A:5:PHE:HA	1:A:5:PHE:H	5	0.15
(1,692)	1:A:128:SER:H	1:A:128:SER:HA	1	0.15
(1,692)	1:A:128:SER:H	1:A:128:SER:HA	3	0.15
(1,692)	1:A:128:SER:H	1:A:128:SER:HA	6	0.15
(1,69)	1:A:16:ALA:H	1:A:16:ALA:HA	12	0.15
(1,682)	1:A:124:ILE:H	1:A:124:ILE:HA	11	0.15
(1,680)	1:A:122:GLN:H	1:A:122:GLN:HA	10	0.15
(1,668)	1:A:121:LEU:H	1:A:121:LEU:HA	4	0.15
(1,653)	1:A:119:GLN:H	1:A:120:GLY:H	10	0.15
(1,647)	1:A:118:MET:HE1	1:A:155:LEU:HD21	2	0.15
(1,647)	1:A:118:MET:HE1	1:A:155:LEU:HD22	2	0.15
(1,647)	1:A:118:MET:HE1	1:A:155:LEU:HD23	2	0.15
(1,647)	1:A:118:MET:HE2	1:A:155:LEU:HD21	2	0.15
(1,647)	1:A:118:MET:HE2	1:A:155:LEU:HD22	2	0.15
(1,647)	1:A:118:MET:HE2	1:A:155:LEU:HD23	2	0.15
(1,647)	1:A:118:MET:HE3	1:A:155:LEU:HD21	2	0.15
(1,647)	1:A:118:MET:HE3	1:A:155:LEU:HD22	2	0.15
(1,647)	1:A:118:MET:HE3	1:A:155:LEU:HD23	2	0.15
(1,635)	1:A:117:MET:H	1:A:117:MET:HE1	13	0.15
(1,635)	1:A:117:MET:H	1:A:117:MET:HE2	13	0.15
(1,635)	1:A:117:MET:H	1:A:117:MET:HE3	13	0.15
(1,63)	1:A:15:ASN:H	1:A:15:ASN:HA	7	0.15
(1,626)	1:A:117:MET:H	1:A:119:GLN:H	15	0.15
(1,618)	1:A:115:SER:H	1:A:115:SER:HA	5	0.15
(1,618)	1:A:115:SER:H	1:A:115:SER:HA	9	0.15
(1,618)	1:A:115:SER:H	1:A:115:SER:HA	14	0.15
(1,609)	1:A:114:PHE:H	1:A:114:PHE:HA	13	0.15

*Continued on next page...*

*Continued from previous page...*

Key	Atom-1	Atom-2	Model ID	Violation (Å)
(1,588)	1:A:111:ILE:H	1:A:111:ILE:HA	3	0.15
(1,588)	1:A:111:ILE:H	1:A:111:ILE:HA	4	0.15
(1,588)	1:A:111:ILE:H	1:A:111:ILE:HA	11	0.15
(1,580)	1:A:110:GLY:H	1:A:110:GLY:HA2	2	0.15
(1,580)	1:A:110:GLY:H	1:A:110:GLY:HA2	14	0.15
(1,580)	1:A:110:GLY:H	1:A:110:GLY:HA2	15	0.15
(1,578)	1:A:110:GLY:H	1:A:109:LEU:HB2	5	0.15
(1,571)	1:A:108:GLY:H	1:A:108:GLY:HA2	8	0.15
(1,571)	1:A:108:GLY:H	1:A:108:GLY:HA2	12	0.15
(1,571)	1:A:108:GLY:H	1:A:108:GLY:HA2	15	0.15
(1,568)	1:A:108:GLY:H	1:A:109:LEU:H	4	0.15
(1,556)	1:A:106:LEU:H	1:A:106:LEU:HA	1	0.15
(1,556)	1:A:106:LEU:H	1:A:106:LEU:HA	8	0.15
(1,528)	1:A:103:ALA:HB1	1:A:166:ILE:HG21	1	0.15
(1,528)	1:A:103:ALA:HB1	1:A:166:ILE:HG22	1	0.15
(1,528)	1:A:103:ALA:HB1	1:A:166:ILE:HG23	1	0.15
(1,528)	1:A:103:ALA:HB2	1:A:166:ILE:HG21	1	0.15
(1,528)	1:A:103:ALA:HB2	1:A:166:ILE:HG22	1	0.15
(1,528)	1:A:103:ALA:HB2	1:A:166:ILE:HG23	1	0.15
(1,528)	1:A:103:ALA:HB3	1:A:166:ILE:HG21	1	0.15
(1,528)	1:A:103:ALA:HB3	1:A:166:ILE:HG22	1	0.15
(1,528)	1:A:103:ALA:HB3	1:A:166:ILE:HG23	1	0.15
(1,515)	1:A:96:ASP:H	1:A:96:ASP:HA	12	0.15
(1,514)	1:A:96:ASP:H	1:A:96:ASP:HB2	10	0.15
(1,512)	1:A:96:ASP:H	1:A:97:LEU:H	15	0.15
(1,502)	1:A:91:ARG:H	1:A:91:ARG:HA	8	0.15
(1,502)	1:A:91:ARG:H	1:A:91:ARG:HA	10	0.15
(1,50)	1:A:13:ASP:HB2	1:A:14:ALA:H	11	0.15
(1,498)	1:A:90:SER:H	1:A:90:SER:HA	9	0.15
(1,498)	1:A:90:SER:H	1:A:90:SER:HA	10	0.15
(1,486)	1:A:87:LEU:H	1:A:87:LEU:HA	12	0.15
(1,486)	1:A:87:LEU:H	1:A:87:LEU:HA	15	0.15
(1,48)	1:A:13:ASP:H	1:A:13:ASP:HA	11	0.15
(1,476)	1:A:83:GLY:H	1:A:83:GLY:HA2	3	0.15
(1,476)	1:A:83:GLY:H	1:A:83:GLY:HA2	4	0.15
(1,476)	1:A:83:GLY:H	1:A:83:GLY:HA2	14	0.15
(1,476)	1:A:83:GLY:H	1:A:83:GLY:HA2	15	0.15
(1,469)	1:A:81:LEU:H	1:A:82:GLU:H	7	0.15
(1,464)	1:A:81:LEU:H	1:A:81:LEU:HA	3	0.15
(1,464)	1:A:81:LEU:H	1:A:81:LEU:HA	4	0.15
(1,448)	1:A:79:SER:H	1:A:79:SER:HA	4	0.15
(1,448)	1:A:79:SER:H	1:A:79:SER:HA	5	0.15

*Continued on next page...*

*Continued from previous page...*

Key	Atom-1	Atom-2	Model ID	Violation (Å)
(1,448)	1:A:79:SER:H	1:A:79:SER:HA	10	0.15
(1,448)	1:A:79:SER:H	1:A:79:SER:HA	12	0.15
(1,448)	1:A:79:SER:H	1:A:79:SER:HA	13	0.15
(1,448)	1:A:79:SER:H	1:A:79:SER:HA	14	0.15
(1,430)	1:A:77:GLN:H	1:A:77:GLN:HA	5	0.15
(1,430)	1:A:77:GLN:H	1:A:77:GLN:HA	7	0.15
(1,430)	1:A:77:GLN:H	1:A:77:GLN:HA	12	0.15
(1,430)	1:A:77:GLN:H	1:A:77:GLN:HA	13	0.15
(1,430)	1:A:77:GLN:H	1:A:77:GLN:HA	14	0.15
(1,430)	1:A:77:GLN:H	1:A:77:GLN:HA	15	0.15
(1,420)	1:A:76:GLU:H	1:A:77:GLN:H	8	0.15
(1,42)	1:A:12:ASP:H	1:A:12:ASP:HA	10	0.15
(1,419)	1:A:75:GLU:H	1:A:75:GLU:HA	3	0.15
(1,419)	1:A:75:GLU:H	1:A:75:GLU:HA	4	0.15
(1,419)	1:A:75:GLU:H	1:A:75:GLU:HA	5	0.15
(1,419)	1:A:75:GLU:H	1:A:75:GLU:HA	6	0.15
(1,419)	1:A:75:GLU:H	1:A:75:GLU:HA	7	0.15
(1,419)	1:A:75:GLU:H	1:A:75:GLU:HA	9	0.15
(1,419)	1:A:75:GLU:H	1:A:75:GLU:HA	12	0.15
(1,407)	1:A:74:GLU:H	1:A:74:GLU:HA	11	0.15
(1,384)	1:A:71:LEU:H	1:A:71:LEU:HA	2	0.15
(1,367)	1:A:69:GLU:H	1:A:69:GLU:HA	1	0.15
(1,367)	1:A:69:GLU:H	1:A:69:GLU:HA	2	0.15
(1,367)	1:A:69:GLU:H	1:A:69:GLU:HA	3	0.15
(1,367)	1:A:69:GLU:H	1:A:69:GLU:HA	14	0.15
(1,360)	1:A:69:GLU:H	1:A:70:TYR:H	1	0.15
(1,360)	1:A:69:GLU:H	1:A:70:TYR:H	7	0.15
(1,344)	1:A:66:LYS:H	1:A:66:LYS:HA	3	0.15
(1,344)	1:A:66:LYS:H	1:A:66:LYS:HA	4	0.15
(1,344)	1:A:66:LYS:H	1:A:66:LYS:HA	7	0.15
(1,334)	1:A:65:ASP:H	1:A:65:ASP:HA	4	0.15
(1,334)	1:A:65:ASP:H	1:A:65:ASP:HA	7	0.15
(1,334)	1:A:65:ASP:H	1:A:65:ASP:HA	11	0.15
(1,323)	1:A:64:LEU:H	1:A:63:GLY:HA2	12	0.15
(1,317)	1:A:63:GLY:H	1:A:63:GLY:HA2	15	0.15
(1,314)	1:A:59:HIS:H	1:A:59:HIS:HA	4	0.15
(1,314)	1:A:59:HIS:H	1:A:59:HIS:HA	15	0.15
(1,306)	1:A:58:LEU:H	1:A:58:LEU:HA	9	0.15
(1,306)	1:A:58:LEU:H	1:A:58:LEU:HA	10	0.15
(1,306)	1:A:58:LEU:H	1:A:58:LEU:HA	15	0.15
(1,293)	1:A:56:ALA:H	1:A:56:ALA:HA	3	0.15
(1,293)	1:A:56:ALA:H	1:A:56:ALA:HA	8	0.15

*Continued on next page...*

*Continued from previous page...*

Key	Atom-1	Atom-2	Model ID	Violation (Å)
(1,282)	1:A:54:ASP:H	1:A:54:ASP:HB3	14	0.15
(1,276)	1:A:53:VAL:HG11	1:A:54:ASP:H	11	0.15
(1,276)	1:A:53:VAL:HG12	1:A:54:ASP:H	11	0.15
(1,276)	1:A:53:VAL:HG13	1:A:54:ASP:H	11	0.15
(1,2598)	2:C:20:SER:H	1:A:68:VAL:HG11	2	0.15
(1,2598)	2:C:20:SER:H	1:A:68:VAL:HG12	2	0.15
(1,2598)	2:C:20:SER:H	1:A:68:VAL:HG13	2	0.15
(1,2598)	2:C:20:SER:H	1:B:68:VAL:HG11	2	0.15
(1,2598)	2:C:20:SER:H	1:B:68:VAL:HG12	2	0.15
(1,2598)	2:C:20:SER:H	1:B:68:VAL:HG13	2	0.15
(1,259)	1:A:50:GLY:H	1:A:50:GLY:HA2	1	0.15
(1,2558)	1:B:71:LEU:H	1:A:70:TYR:HB2	1	0.15
(1,2558)	1:B:71:LEU:H	1:A:70:TYR:HB3	1	0.15
(1,2550)	1:B:67:GLY:H	1:A:66:LYS:HA	10	0.15
(1,255)	1:A:49:GLY:H	1:A:48:PRO:HB2	14	0.15
(1,2547)	1:A:119:GLN:H	1:B:189:PHE:HB2	1	0.15
(1,2547)	1:A:119:GLN:H	1:B:189:PHE:HB3	1	0.15
(1,2525)	1:A:75:GLU:H	1:B:74:GLU:HG2	7	0.15
(1,2525)	1:A:75:GLU:H	1:B:74:GLU:HG3	7	0.15
(1,2485)	1:B:220:LEU:H	1:B:220:LEU:HA	6	0.15
(1,2485)	1:B:220:LEU:H	1:B:220:LEU:HA	10	0.15
(1,2478)	1:B:218:ARG:H	1:B:218:ARG:HA	14	0.15
(1,2442)	1:B:209:CYS:H	1:B:209:CYS:HA	6	0.15
(1,2442)	1:B:209:CYS:H	1:B:209:CYS:HA	7	0.15
(1,2442)	1:B:209:CYS:H	1:B:209:CYS:HA	8	0.15
(1,2442)	1:B:209:CYS:H	1:B:209:CYS:HA	10	0.15
(1,2442)	1:B:209:CYS:H	1:B:209:CYS:HA	14	0.15
(1,2442)	1:B:209:CYS:H	1:B:209:CYS:HA	15	0.15
(1,2441)	1:B:209:CYS:H	1:B:209:CYS:HB3	14	0.15
(1,2436)	1:B:208:ALA:H	1:B:208:ALA:HA	2	0.15
(1,2436)	1:B:208:ALA:H	1:B:208:ALA:HA	4	0.15
(1,2436)	1:B:208:ALA:H	1:B:208:ALA:HA	8	0.15
(1,2436)	1:B:208:ALA:H	1:B:208:ALA:HA	9	0.15
(1,2436)	1:B:208:ALA:H	1:B:208:ALA:HA	11	0.15
(1,2436)	1:B:208:ALA:H	1:B:208:ALA:HA	14	0.15
(1,2429)	1:B:207:ALA:H	1:B:207:ALA:HA	5	0.15
(1,2429)	1:B:207:ALA:H	1:B:207:ALA:HA	7	0.15
(1,2429)	1:B:207:ALA:H	1:B:207:ALA:HA	9	0.15
(1,2429)	1:B:207:ALA:H	1:B:207:ALA:HA	10	0.15
(1,2429)	1:B:207:ALA:H	1:B:207:ALA:HA	11	0.15
(1,2429)	1:B:207:ALA:H	1:B:207:ALA:HA	12	0.15
(1,2429)	1:B:207:ALA:H	1:B:207:ALA:HA	13	0.15

*Continued on next page...*



*Continued from previous page...*

Key	Atom-1	Atom-2	Model ID	Violation (Å)
(1,2429)	1:B:207:ALA:H	1:B:207:ALA:HA	14	0.15
(1,2429)	1:B:207:ALA:H	1:B:207:ALA:HA	15	0.15
(1,2405)	1:B:204:MET:H	1:B:204:MET:HE1	7	0.15
(1,2405)	1:B:204:MET:H	1:B:204:MET:HE2	7	0.15
(1,2405)	1:B:204:MET:H	1:B:204:MET:HE3	7	0.15
(1,2374)	1:B:199:GLY:H	1:B:199:GLY:HA2	3	0.15
(1,2361)	1:B:198:MET:H	1:B:198:MET:HA	8	0.15
(1,2361)	1:B:198:MET:H	1:B:198:MET:HA	13	0.15
(1,2347)	1:B:195:LEU:H	1:B:195:LEU:HA	14	0.15
(1,2343)	1:B:194:GLY:H	1:B:194:GLY:HA2	15	0.15
(1,2341)	1:B:193:LYS:H	1:B:193:LYS:HB3	2	0.15
(1,2339)	1:B:193:LYS:H	1:B:193:LYS:HA	9	0.15
(1,2339)	1:B:193:LYS:H	1:B:193:LYS:HA	15	0.15
(1,233)	1:A:44:ILE:H	1:A:44:ILE:HA	1	0.15
(1,233)	1:A:44:ILE:H	1:A:44:ILE:HA	7	0.15
(1,233)	1:A:44:ILE:H	1:A:44:ILE:HA	9	0.15
(1,2327)	1:B:190:LYS:H	1:B:190:LYS:HA	4	0.15
(1,2327)	1:B:190:LYS:H	1:B:190:LYS:HA	8	0.15
(1,2327)	1:B:190:LYS:H	1:B:190:LYS:HA	12	0.15
(1,2320)	1:B:189:PHE:H	1:B:189:PHE:HA	6	0.15
(1,2311)	1:B:188:LEU:HD21	1:B:190:LYS:H	7	0.15
(1,2311)	1:B:188:LEU:HD22	1:B:190:LYS:H	7	0.15
(1,2311)	1:B:188:LEU:HD23	1:B:190:LYS:H	7	0.15
(1,2307)	1:B:188:LEU:HD21	1:B:189:PHE:H	10	0.15
(1,2307)	1:B:188:LEU:HD22	1:B:189:PHE:H	10	0.15
(1,2307)	1:B:188:LEU:HD23	1:B:189:PHE:H	10	0.15
(1,2306)	1:B:188:LEU:H	1:B:188:LEU:HB2	1	0.15
(1,2305)	1:B:188:LEU:H	1:B:188:LEU:HA	2	0.15
(1,2305)	1:B:188:LEU:H	1:B:188:LEU:HA	3	0.15
(1,2305)	1:B:188:LEU:H	1:B:188:LEU:HA	7	0.15
(1,2305)	1:B:188:LEU:H	1:B:188:LEU:HA	8	0.15
(1,2305)	1:B:188:LEU:H	1:B:188:LEU:HA	12	0.15
(1,230)	1:A:43:ASN:H	1:A:43:ASN:HA	2	0.15
(1,23)	1:A:8:LYS:H	1:A:8:LYS:HA	4	0.15
(1,2298)	1:B:187:ALA:HB1	1:B:198:MET:HB2	15	0.15
(1,2298)	1:B:187:ALA:HB1	1:B:198:MET:HB3	15	0.15
(1,2298)	1:B:187:ALA:HB2	1:B:198:MET:HB2	15	0.15
(1,2298)	1:B:187:ALA:HB2	1:B:198:MET:HB3	15	0.15
(1,2298)	1:B:187:ALA:HB3	1:B:198:MET:HB2	15	0.15
(1,2298)	1:B:187:ALA:HB3	1:B:198:MET:HB3	15	0.15
(1,2293)	1:B:187:ALA:HB1	1:B:188:LEU:H	6	0.15
(1,2293)	1:B:187:ALA:HB2	1:B:188:LEU:H	6	0.15

*Continued on next page...*

*Continued from previous page...*

Key	Atom-1	Atom-2	Model ID	Violation (Å)
(1,2293)	1:B:187:ALA:HB3	1:B:188:LEU:H	6	0.15
(1,2277)	1:B:185:THR:H	1:B:185:THR:HA	4	0.15
(1,2277)	1:B:185:THR:H	1:B:185:THR:HA	11	0.15
(1,2277)	1:B:185:THR:H	1:B:185:THR:HA	13	0.15
(1,2277)	1:B:185:THR:H	1:B:185:THR:HA	15	0.15
(1,2276)	1:B:185:THR:H	1:B:184:LEU:HB2	2	0.15
(1,224)	1:A:42:ASN:H	1:A:42:ASN:HA	4	0.15
(1,224)	1:A:42:ASN:H	1:A:42:ASN:HA	12	0.15
(1,2232)	1:B:180:GLY:H	1:B:180:GLY:HA3	1	0.15
(1,2232)	1:B:180:GLY:H	1:B:180:GLY:HA3	2	0.15
(1,2232)	1:B:180:GLY:H	1:B:180:GLY:HA3	3	0.15
(1,2232)	1:B:180:GLY:H	1:B:180:GLY:HA3	4	0.15
(1,2232)	1:B:180:GLY:H	1:B:180:GLY:HA3	5	0.15
(1,2232)	1:B:180:GLY:H	1:B:180:GLY:HA3	6	0.15
(1,2232)	1:B:180:GLY:H	1:B:180:GLY:HA3	7	0.15
(1,2232)	1:B:180:GLY:H	1:B:180:GLY:HA3	8	0.15
(1,2232)	1:B:180:GLY:H	1:B:180:GLY:HA3	9	0.15
(1,2232)	1:B:180:GLY:H	1:B:180:GLY:HA3	10	0.15
(1,2232)	1:B:180:GLY:H	1:B:180:GLY:HA3	11	0.15
(1,2232)	1:B:180:GLY:H	1:B:180:GLY:HA3	12	0.15
(1,2232)	1:B:180:GLY:H	1:B:180:GLY:HA3	13	0.15
(1,2232)	1:B:180:GLY:H	1:B:180:GLY:HA3	14	0.15
(1,2232)	1:B:180:GLY:H	1:B:180:GLY:HA3	15	0.15
(1,2204)	1:B:177:GLY:H	1:B:178:SER:H	15	0.15
(1,2203)	1:B:177:GLY:H	1:B:177:GLY:HA3	10	0.15
(1,2192)	1:B:175:THR:H	1:B:175:THR:HA	14	0.15
(1,2180)	1:B:171:GLY:H	1:B:171:GLY:HA2	1	0.15
(1,2172)	1:B:169:LEU:H	1:B:169:LEU:HG	13	0.15
(1,216)	1:A:41:ILE:H	1:A:41:ILE:HA	4	0.15
(1,216)	1:A:41:ILE:H	1:A:41:ILE:HA	15	0.15
(1,2140)	1:B:164:SER:H	1:B:164:SER:HA	2	0.15
(1,2140)	1:B:164:SER:H	1:B:164:SER:HA	13	0.15
(1,2140)	1:B:164:SER:H	1:B:164:SER:HA	15	0.15
(1,2128)	1:B:163:ASN:H	1:B:164:SER:H	6	0.15
(1,2104)	1:B:160:ASN:H	1:B:161:ILE:H	14	0.15
(1,2103)	1:B:159:TYR:H	1:B:159:TYR:HA	11	0.15
(1,2092)	1:B:158:SER:H	1:B:158:SER:HA	11	0.15
(1,2068)	1:B:156:ALA:H	1:B:156:ALA:HA	1	0.15
(1,2068)	1:B:156:ALA:H	1:B:156:ALA:HA	11	0.15
(1,2060)	1:B:155:LEU:H	1:B:155:LEU:HG	9	0.15
(1,2058)	1:B:155:LEU:H	1:B:155:LEU:HA	1	0.15
(1,2058)	1:B:155:LEU:H	1:B:155:LEU:HA	6	0.15

*Continued on next page...*

*Continued from previous page...*

Key	Atom-1	Atom-2	Model ID	Violation (Å)
(1,2058)	1:B:155:LEU:H	1:B:155:LEU:HA	7	0.15
(1,2058)	1:B:155:LEU:H	1:B:155:LEU:HA	10	0.15
(1,2058)	1:B:155:LEU:H	1:B:155:LEU:HA	12	0.15
(1,2058)	1:B:155:LEU:H	1:B:155:LEU:HA	14	0.15
(1,205)	1:A:40:ASN:HB3	1:A:41:ILE:H	3	0.15
(1,2048)	1:B:154:ILE:H	1:B:154:ILE:HA	11	0.15
(1,2032)	1:B:152:ALA:HB1	1:B:153:GLY:H	12	0.15
(1,2032)	1:B:152:ALA:HB2	1:B:153:GLY:H	12	0.15
(1,2032)	1:B:152:ALA:HB3	1:B:153:GLY:H	12	0.15
(1,2030)	1:B:152:ALA:H	1:B:152:ALA:HA	5	0.15
(1,2028)	1:B:152:ALA:H	1:B:151:ASN:HB2	7	0.15
(1,2007)	1:B:145:GLY:H	1:B:145:GLY:HA2	12	0.15
(1,1992)	1:B:139:ASN:H	1:B:139:ASN:HA	6	0.15
(1,1992)	1:B:139:ASN:H	1:B:139:ASN:HA	7	0.15
(1,1992)	1:B:139:ASN:H	1:B:139:ASN:HA	11	0.15
(1,1981)	1:B:137:VAL:H	1:B:137:VAL:HA	8	0.15
(1,1981)	1:B:137:VAL:H	1:B:137:VAL:HA	9	0.15
(1,1981)	1:B:137:VAL:H	1:B:137:VAL:HA	10	0.15
(1,1977)	1:B:137:VAL:H	1:B:138:LEU:H	15	0.15
(1,1974)	1:B:136:THR:H	1:B:136:THR:HA	2	0.15
(1,1974)	1:B:136:THR:H	1:B:136:THR:HA	3	0.15
(1,1974)	1:B:136:THR:H	1:B:136:THR:HA	15	0.15
(1,1967)	1:B:135:ASN:H	1:B:135:ASN:HA	2	0.15
(1,1962)	1:B:135:ASN:H	1:B:136:THR:H	3	0.15
(1,1958)	1:B:134:LEU:H	1:B:134:LEU:HA	11	0.15
(1,1958)	1:B:134:LEU:H	1:B:134:LEU:HA	12	0.15
(1,1939)	1:B:130:GLY:H	1:B:130:GLY:HA2	2	0.15
(1,1939)	1:B:130:GLY:H	1:B:130:GLY:HA2	9	0.15
(1,1926)	1:B:124:ILE:H	1:B:124:ILE:HA	3	0.15
(1,1913)	1:B:121:LEU:H	1:B:121:LEU:HB2	14	0.15
(1,1912)	1:B:121:LEU:H	1:B:121:LEU:HA	1	0.15
(1,1912)	1:B:121:LEU:H	1:B:121:LEU:HA	2	0.15
(1,1912)	1:B:121:LEU:H	1:B:121:LEU:HA	11	0.15
(1,1897)	1:B:119:GLN:H	1:B:120:GLY:H	3	0.15
(1,1897)	1:B:119:GLN:H	1:B:120:GLY:H	7	0.15
(1,1897)	1:B:119:GLN:H	1:B:120:GLY:H	14	0.15
(1,1862)	1:B:115:SER:H	1:B:115:SER:HA	1	0.15
(1,1862)	1:B:115:SER:H	1:B:115:SER:HA	4	0.15
(1,1862)	1:B:115:SER:H	1:B:115:SER:HA	8	0.15
(1,1862)	1:B:115:SER:H	1:B:115:SER:HA	14	0.15
(1,1854)	1:B:114:PHE:HA	1:B:115:SER:H	13	0.15
(1,1846)	1:B:114:PHE:H	1:B:115:SER:H	9	0.15

*Continued on next page...*

*Continued from previous page...*

Key	Atom-1	Atom-2	Model ID	Violation (Å)
(1,1843)	1:B:112:GLY:H	1:B:112:GLY:HA2	1	0.15
(1,1843)	1:B:112:GLY:H	1:B:112:GLY:HA2	4	0.15
(1,1843)	1:B:112:GLY:H	1:B:112:GLY:HA2	11	0.15
(1,1843)	1:B:112:GLY:H	1:B:112:GLY:HA2	13	0.15
(1,1839)	1:B:111:ILE:HD11	1:B:163:ASN:HD21	11	0.15
(1,1839)	1:B:111:ILE:HD11	1:B:163:ASN:HD22	11	0.15
(1,1839)	1:B:111:ILE:HD12	1:B:163:ASN:HD21	11	0.15
(1,1839)	1:B:111:ILE:HD12	1:B:163:ASN:HD22	11	0.15
(1,1839)	1:B:111:ILE:HD13	1:B:163:ASN:HD21	11	0.15
(1,1839)	1:B:111:ILE:HD13	1:B:163:ASN:HD22	11	0.15
(1,1833)	1:B:111:ILE:H	1:B:111:ILE:HD11	10	0.15
(1,1833)	1:B:111:ILE:H	1:B:111:ILE:HD12	10	0.15
(1,1833)	1:B:111:ILE:H	1:B:111:ILE:HD13	10	0.15
(1,1832)	1:B:111:ILE:H	1:B:111:ILE:HA	3	0.15
(1,1832)	1:B:111:ILE:H	1:B:111:ILE:HA	6	0.15
(1,1832)	1:B:111:ILE:H	1:B:111:ILE:HA	8	0.15
(1,1832)	1:B:111:ILE:H	1:B:111:ILE:HA	9	0.15
(1,1832)	1:B:111:ILE:H	1:B:111:ILE:HA	10	0.15
(1,1832)	1:B:111:ILE:H	1:B:111:ILE:HA	11	0.15
(1,1832)	1:B:111:ILE:H	1:B:111:ILE:HA	13	0.15
(1,1832)	1:B:111:ILE:H	1:B:111:ILE:HA	15	0.15
(1,183)	1:A:37:PHE:H	1:A:37:PHE:HA	9	0.15
(1,1824)	1:B:110:GLY:H	1:B:110:GLY:HA2	2	0.15
(1,1824)	1:B:110:GLY:H	1:B:110:GLY:HA2	4	0.15
(1,1824)	1:B:110:GLY:H	1:B:110:GLY:HA2	5	0.15
(1,1824)	1:B:110:GLY:H	1:B:110:GLY:HA2	9	0.15
(1,1824)	1:B:110:GLY:H	1:B:110:GLY:HA2	15	0.15
(1,1815)	1:B:108:GLY:H	1:B:108:GLY:HA2	11	0.15
(1,1800)	1:B:106:LEU:H	1:B:106:LEU:HA	2	0.15
(1,1800)	1:B:106:LEU:H	1:B:106:LEU:HA	9	0.15
(1,1784)	1:B:104:VAL:HG21	1:B:96:ASP:HB2	6	0.15
(1,1784)	1:B:104:VAL:HG21	1:B:96:ASP:HB3	6	0.15
(1,1784)	1:B:104:VAL:HG22	1:B:96:ASP:HB2	6	0.15
(1,1784)	1:B:104:VAL:HG22	1:B:96:ASP:HB3	6	0.15
(1,1784)	1:B:104:VAL:HG23	1:B:96:ASP:HB2	6	0.15
(1,1784)	1:B:104:VAL:HG23	1:B:96:ASP:HB3	6	0.15
(1,1772)	1:B:103:ALA:HB1	1:B:166:ILE:HG21	4	0.15
(1,1772)	1:B:103:ALA:HB1	1:B:166:ILE:HG22	4	0.15
(1,1772)	1:B:103:ALA:HB1	1:B:166:ILE:HG23	4	0.15
(1,1772)	1:B:103:ALA:HB2	1:B:166:ILE:HG21	4	0.15
(1,1772)	1:B:103:ALA:HB2	1:B:166:ILE:HG22	4	0.15
(1,1772)	1:B:103:ALA:HB2	1:B:166:ILE:HG23	4	0.15

*Continued on next page...*

*Continued from previous page...*

Key	Atom-1	Atom-2	Model ID	Violation (Å)
(1,1772)	1:B:103:ALA:HB3	1:B:166:ILE:HG21	4	0.15
(1,1772)	1:B:103:ALA:HB3	1:B:166:ILE:HG22	4	0.15
(1,1772)	1:B:103:ALA:HB3	1:B:166:ILE:HG23	4	0.15
(1,1772)	1:B:103:ALA:HB1	1:B:166:ILE:HG21	9	0.15
(1,1772)	1:B:103:ALA:HB1	1:B:166:ILE:HG22	9	0.15
(1,1772)	1:B:103:ALA:HB1	1:B:166:ILE:HG23	9	0.15
(1,1772)	1:B:103:ALA:HB2	1:B:166:ILE:HG21	9	0.15
(1,1772)	1:B:103:ALA:HB2	1:B:166:ILE:HG22	9	0.15
(1,1772)	1:B:103:ALA:HB2	1:B:166:ILE:HG23	9	0.15
(1,1772)	1:B:103:ALA:HB3	1:B:166:ILE:HG21	9	0.15
(1,1772)	1:B:103:ALA:HB3	1:B:166:ILE:HG22	9	0.15
(1,1772)	1:B:103:ALA:HB3	1:B:166:ILE:HG23	9	0.15
(1,1761)	1:B:96:ASP:H	1:B:97:LEU:HD11	8	0.15
(1,1761)	1:B:96:ASP:H	1:B:97:LEU:HD12	8	0.15
(1,1761)	1:B:96:ASP:H	1:B:97:LEU:HD13	8	0.15
(1,1761)	1:B:96:ASP:H	1:B:97:LEU:HD11	10	0.15
(1,1761)	1:B:96:ASP:H	1:B:97:LEU:HD12	10	0.15
(1,1761)	1:B:96:ASP:H	1:B:97:LEU:HD13	10	0.15
(1,1761)	1:B:96:ASP:H	1:B:97:LEU:HD11	12	0.15
(1,1761)	1:B:96:ASP:H	1:B:97:LEU:HD12	12	0.15
(1,1761)	1:B:96:ASP:H	1:B:97:LEU:HD13	12	0.15
(1,1746)	1:B:91:ARG:H	1:B:91:ARG:HA	13	0.15
(1,1730)	1:B:87:LEU:H	1:B:87:LEU:HA	6	0.15
(1,1729)	1:B:87:LEU:H	1:B:87:LEU:HD11	14	0.15
(1,1729)	1:B:87:LEU:H	1:B:87:LEU:HD12	14	0.15
(1,1729)	1:B:87:LEU:H	1:B:87:LEU:HD13	14	0.15
(1,1723)	1:B:84:SER:H	1:B:84:SER:HA	2	0.15
(1,1720)	1:B:83:GLY:H	1:B:83:GLY:HA2	5	0.15
(1,1720)	1:B:83:GLY:H	1:B:83:GLY:HA2	11	0.15
(1,1717)	1:B:82:GLU:H	1:B:82:GLU:HA	13	0.15
(1,1708)	1:B:81:LEU:H	1:B:81:LEU:HA	4	0.15
(1,1708)	1:B:81:LEU:H	1:B:81:LEU:HA	6	0.15
(1,1708)	1:B:81:LEU:H	1:B:81:LEU:HA	8	0.15
(1,1708)	1:B:81:LEU:H	1:B:81:LEU:HA	14	0.15
(1,1708)	1:B:81:LEU:H	1:B:81:LEU:HA	15	0.15
(1,1701)	1:B:80:SER:H	1:B:80:SER:HA	8	0.15
(1,17)	1:A:7:ASP:H	1:A:7:ASP:HA	4	0.15
(1,17)	1:A:7:ASP:H	1:A:7:ASP:HA	5	0.15
(1,1692)	1:B:79:SER:H	1:B:79:SER:HA	1	0.15
(1,1692)	1:B:79:SER:H	1:B:79:SER:HA	2	0.15
(1,1692)	1:B:79:SER:H	1:B:79:SER:HA	7	0.15
(1,1692)	1:B:79:SER:H	1:B:79:SER:HA	8	0.15

*Continued on next page...*

*Continued from previous page...*

Key	Atom-1	Atom-2	Model ID	Violation (Å)
(1,1692)	1:B:79:SER:H	1:B:79:SER:HA	9	0.15
(1,1692)	1:B:79:SER:H	1:B:79:SER:HA	11	0.15
(1,1692)	1:B:79:SER:H	1:B:79:SER:HA	12	0.15
(1,1692)	1:B:79:SER:H	1:B:79:SER:HA	13	0.15
(1,1692)	1:B:79:SER:H	1:B:79:SER:HA	15	0.15
(1,168)	1:A:35:LEU:HA	1:A:35:LEU:H	6	0.15
(1,168)	1:A:35:LEU:HA	1:A:35:LEU:H	8	0.15
(1,168)	1:A:35:LEU:HA	1:A:35:LEU:H	9	0.15
(1,1674)	1:B:77:GLN:H	1:B:77:GLN:HA	5	0.15
(1,1674)	1:B:77:GLN:H	1:B:77:GLN:HA	7	0.15
(1,1674)	1:B:77:GLN:H	1:B:77:GLN:HA	9	0.15
(1,1672)	1:B:77:GLN:H	1:B:77:GLN:HB2	11	0.15
(1,1672)	1:B:77:GLN:H	1:B:77:GLN:HB2	15	0.15
(1,1664)	1:B:76:GLU:H	1:B:77:GLN:H	13	0.15
(1,1663)	1:B:75:GLU:H	1:B:75:GLU:HA	1	0.15
(1,1663)	1:B:75:GLU:H	1:B:75:GLU:HA	3	0.15
(1,1663)	1:B:75:GLU:H	1:B:75:GLU:HA	4	0.15
(1,1663)	1:B:75:GLU:H	1:B:75:GLU:HA	7	0.15
(1,1663)	1:B:75:GLU:H	1:B:75:GLU:HA	11	0.15
(1,1662)	1:B:75:GLU:H	1:B:75:GLU:HG2	14	0.15
(1,1651)	1:B:74:GLU:H	1:B:74:GLU:HA	13	0.15
(1,1639)	1:B:73:LEU:H	1:B:74:GLU:H	4	0.15
(1,1639)	1:B:73:LEU:H	1:B:74:GLU:H	6	0.15
(1,1639)	1:B:73:LEU:H	1:B:74:GLU:H	12	0.15
(1,1631)	1:B:71:LEU:HB2	1:B:72:ASP:H	14	0.15
(1,163)	1:A:34:SER:HB2	1:A:35:LEU:H	12	0.15
(1,1628)	1:B:71:LEU:H	1:B:71:LEU:HA	8	0.15
(1,1620)	1:B:70:TYR:H	1:B:70:TYR:HA	3	0.15
(1,1620)	1:B:70:TYR:H	1:B:70:TYR:HA	4	0.15
(1,1620)	1:B:70:TYR:H	1:B:70:TYR:HA	5	0.15
(1,1620)	1:B:70:TYR:H	1:B:70:TYR:HA	9	0.15
(1,1614)	1:B:70:TYR:H	1:B:72:ASP:H	4	0.15
(1,1611)	1:B:69:GLU:H	1:B:69:GLU:HA	10	0.15
(1,1611)	1:B:69:GLU:H	1:B:69:GLU:HA	14	0.15
(1,16)	1:A:6:GLY:HA2	1:A:7:ASP:H	5	0.15
(1,1588)	1:B:66:LYS:H	1:B:66:LYS:HA	5	0.15
(1,1588)	1:B:66:LYS:H	1:B:66:LYS:HA	6	0.15
(1,1588)	1:B:66:LYS:H	1:B:66:LYS:HA	8	0.15
(1,1578)	1:B:65:ASP:H	1:B:65:ASP:HA	2	0.15
(1,1578)	1:B:65:ASP:H	1:B:65:ASP:HA	5	0.15
(1,1578)	1:B:65:ASP:H	1:B:65:ASP:HA	12	0.15
(1,1560)	1:B:63:GLY:H	1:B:62:ALA:HB1	1	0.15

*Continued on next page...*



*Continued from previous page...*

Key	Atom-1	Atom-2	Model ID	Violation (Å)
(1,1560)	1:B:63:GLY:H	1:B:62:ALA:HB2	1	0.15
(1,1560)	1:B:63:GLY:H	1:B:62:ALA:HB3	1	0.15
(1,1560)	1:B:63:GLY:H	1:B:62:ALA:HB1	12	0.15
(1,1560)	1:B:63:GLY:H	1:B:62:ALA:HB2	12	0.15
(1,1560)	1:B:63:GLY:H	1:B:62:ALA:HB3	12	0.15
(1,1558)	1:B:59:HIS:H	1:B:59:HIS:HA	1	0.15
(1,1558)	1:B:59:HIS:H	1:B:59:HIS:HA	13	0.15
(1,1550)	1:B:58:LEU:H	1:B:58:LEU:HA	4	0.15
(1,1544)	1:B:57:ARG:H	1:B:57:ARG:HG2	11	0.15
(1,1537)	1:B:56:ALA:H	1:B:56:ALA:HA	2	0.15
(1,1522)	1:B:53:VAL:HA	1:B:54:ASP:H	15	0.15
(1,152)	1:A:33:GLN:H	1:A:33:GLN:HA	14	0.15
(1,1508)	1:B:51:MET:HB2	1:B:52:HIS:H	4	0.15
(1,1507)	1:B:51:MET:H	1:B:51:MET:HB2	15	0.15
(1,1503)	1:B:50:GLY:H	1:B:50:GLY:HA2	10	0.15
(1,1500)	1:B:49:GLY:H	1:B:49:GLY:HA2	5	0.15
(1,1484)	1:B:45:ILE:H	1:B:45:ILE:HA	14	0.15
(1,1476)	1:B:43:ASN:HB2	1:B:44:ILE:H	9	0.15
(1,1474)	1:B:43:ASN:H	1:B:43:ASN:HA	1	0.15
(1,1474)	1:B:43:ASN:H	1:B:43:ASN:HA	6	0.15
(1,1474)	1:B:43:ASN:H	1:B:43:ASN:HA	8	0.15
(1,1474)	1:B:43:ASN:H	1:B:43:ASN:HA	11	0.15
(1,1470)	1:B:43:ASN:H	1:B:44:ILE:H	2	0.15
(1,1468)	1:B:42:ASN:H	1:B:42:ASN:HA	3	0.15
(1,1460)	1:B:41:ILE:H	1:B:41:ILE:HA	6	0.15
(1,1446)	1:B:40:ASN:H	1:B:40:ASN:HA	6	0.15
(1,1446)	1:B:40:ASN:H	1:B:40:ASN:HA	8	0.15
(1,1446)	1:B:40:ASN:H	1:B:40:ASN:HA	12	0.15
(1,1446)	1:B:40:ASN:H	1:B:40:ASN:HA	13	0.15
(1,143)	1:A:32:LYS:H	1:A:32:LYS:HA	4	0.15
(1,143)	1:A:32:LYS:H	1:A:32:LYS:HA	5	0.15
(1,1426)	1:B:37:PHE:H	1:B:36:GLY:HA2	6	0.15
(1,1415)	1:B:36:GLY:H	1:B:35:LEU:HB2	6	0.15
(1,1415)	1:B:36:GLY:H	1:B:35:LEU:HB2	8	0.15
(1,1412)	1:B:35:LEU:HA	1:B:35:LEU:H	8	0.15
(1,1412)	1:B:35:LEU:HA	1:B:35:LEU:H	13	0.15
(1,1412)	1:B:35:LEU:HA	1:B:35:LEU:H	15	0.15
(1,1405)	1:B:34:SER:H	1:B:34:SER:HA	1	0.15
(1,1405)	1:B:34:SER:H	1:B:34:SER:HA	9	0.15
(1,1405)	1:B:34:SER:H	1:B:34:SER:HA	10	0.15
(1,1397)	1:B:33:GLN:HB2	1:B:34:SER:H	14	0.15
(1,1387)	1:B:32:LYS:H	1:B:32:LYS:HA	5	0.15

*Continued on next page...*

*Continued from previous page...*

Key	Atom-1	Atom-2	Model ID	Violation (Å)
(1,1377)	1:B:31:LEU:H	1:B:31:LEU:HA	7	0.15
(1,1370)	1:B:30:SER:H	1:B:30:SER:HA	9	0.15
(1,1363)	1:B:28:GLU:HB2	1:B:29:LEU:H	5	0.15
(1,1354)	1:B:27:LYS:H	1:B:27:LYS:HA	3	0.15
(1,1354)	1:B:27:LYS:H	1:B:27:LYS:HA	11	0.15
(1,1346)	1:B:25:LYS:H	1:B:25:LYS:HA	14	0.15
(1,1338)	1:B:23:THR:H	1:B:23:THR:HA	1	0.15
(1,1338)	1:B:23:THR:H	1:B:23:THR:HA	12	0.15
(1,1338)	1:B:23:THR:H	1:B:23:THR:HA	15	0.15
(1,1336)	1:B:22:ASP:H	1:B:23:THR:H	13	0.15
(1,1332)	1:B:21:GLN:HA	1:B:22:ASP:H	15	0.15
(1,133)	1:A:31:LEU:H	1:A:31:LEU:HA	7	0.15
(1,133)	1:A:31:LEU:H	1:A:31:LEU:HA	14	0.15
(1,131)	1:A:31:LEU:H	1:A:31:LEU:HG	5	0.15
(1,1307)	1:B:15:ASN:H	1:B:15:ASN:HA	9	0.15
(1,1292)	1:B:13:ASP:H	1:B:13:ASP:HA	8	0.15
(1,1286)	1:B:12:ASP:H	1:B:12:ASP:HA	13	0.15
(1,1286)	1:B:12:ASP:H	1:B:12:ASP:HA	14	0.15
(1,1284)	1:B:12:ASP:H	1:B:11:THR:HB	9	0.15
(1,1284)	1:B:12:ASP:H	1:B:11:THR:HB	14	0.15
(1,1261)	1:B:7:ASP:H	1:B:7:ASP:HA	8	0.15
(1,1257)	1:B:6:GLY:H	1:B:6:GLY:HA3	15	0.15
(1,1251)	1:B:5:PHE:HA	1:B:5:PHE:H	4	0.15
(1,1251)	1:B:5:PHE:HA	1:B:5:PHE:H	8	0.15
(1,1251)	1:B:5:PHE:HA	1:B:5:PHE:H	14	0.15
(1,1247)	1:B:5:PHE:H	1:B:4:LEU:H	13	0.15
(1,1241)	1:A:220:LEU:H	1:A:220:LEU:HA	1	0.15
(1,1241)	1:A:220:LEU:H	1:A:220:LEU:HA	2	0.15
(1,1241)	1:A:220:LEU:H	1:A:220:LEU:HA	14	0.15
(1,1234)	1:A:218:ARG:H	1:A:218:ARG:HA	9	0.15
(1,1212)	1:A:211:VAL:HG21	1:A:170:ARG:HB2	13	0.15
(1,1212)	1:A:211:VAL:HG21	1:A:170:ARG:HB3	13	0.15
(1,1212)	1:A:211:VAL:HG22	1:A:170:ARG:HB2	13	0.15
(1,1212)	1:A:211:VAL:HG22	1:A:170:ARG:HB3	13	0.15
(1,1212)	1:A:211:VAL:HG23	1:A:170:ARG:HB2	13	0.15
(1,1212)	1:A:211:VAL:HG23	1:A:170:ARG:HB3	13	0.15
(1,1198)	1:A:209:CYS:H	1:A:209:CYS:HA	1	0.15
(1,1198)	1:A:209:CYS:H	1:A:209:CYS:HA	3	0.15
(1,1198)	1:A:209:CYS:H	1:A:209:CYS:HA	4	0.15
(1,1198)	1:A:209:CYS:H	1:A:209:CYS:HA	5	0.15
(1,1198)	1:A:209:CYS:H	1:A:209:CYS:HA	8	0.15
(1,1198)	1:A:209:CYS:H	1:A:209:CYS:HA	12	0.15

*Continued on next page...*

*Continued from previous page...*

Key	Atom-1	Atom-2	Model ID	Violation (Å)
(1,1192)	1:A:208:ALA:H	1:A:208:ALA:HA	3	0.15
(1,1192)	1:A:208:ALA:H	1:A:208:ALA:HA	4	0.15
(1,1192)	1:A:208:ALA:H	1:A:208:ALA:HA	9	0.15
(1,1192)	1:A:208:ALA:H	1:A:208:ALA:HA	10	0.15
(1,1192)	1:A:208:ALA:H	1:A:208:ALA:HA	12	0.15
(1,1192)	1:A:208:ALA:H	1:A:208:ALA:HA	14	0.15
(1,1192)	1:A:208:ALA:H	1:A:208:ALA:HA	15	0.15
(1,1185)	1:A:207:ALA:H	1:A:207:ALA:HA	1	0.15
(1,1185)	1:A:207:ALA:H	1:A:207:ALA:HA	2	0.15
(1,1185)	1:A:207:ALA:H	1:A:207:ALA:HA	4	0.15
(1,1185)	1:A:207:ALA:H	1:A:207:ALA:HA	13	0.15
(1,1131)	1:A:200:TYR:H	1:A:201:SER:H	1	0.15
(1,1130)	1:A:199:GLY:H	1:A:199:GLY:HA2	13	0.15
(1,1117)	1:A:198:MET:H	1:A:198:MET:HA	5	0.15
(1,1117)	1:A:198:MET:H	1:A:198:MET:HA	11	0.15
(1,1116)	1:A:198:MET:H	1:A:198:MET:HE1	11	0.15
(1,1116)	1:A:198:MET:H	1:A:198:MET:HE2	11	0.15
(1,1116)	1:A:198:MET:H	1:A:198:MET:HE3	11	0.15
(1,1105)	1:A:195:LEU:H	1:A:195:LEU:HD11	4	0.15
(1,1105)	1:A:195:LEU:H	1:A:195:LEU:HD12	4	0.15
(1,1105)	1:A:195:LEU:H	1:A:195:LEU:HD13	4	0.15
(1,1103)	1:A:195:LEU:H	1:A:195:LEU:HA	2	0.15
(1,1103)	1:A:195:LEU:H	1:A:195:LEU:HA	3	0.15
(1,1103)	1:A:195:LEU:H	1:A:195:LEU:HA	14	0.15
(1,1100)	1:A:194:GLY:H	1:A:194:GLY:HA3	9	0.15
(1,1083)	1:A:190:LYS:H	1:A:190:LYS:HA	4	0.15
(1,1083)	1:A:190:LYS:H	1:A:190:LYS:HA	9	0.15
(1,1083)	1:A:190:LYS:H	1:A:190:LYS:HA	10	0.15
(1,1076)	1:A:189:PHE:H	1:A:189:PHE:HA	3	0.15
(1,1076)	1:A:189:PHE:H	1:A:189:PHE:HA	4	0.15
(1,1076)	1:A:189:PHE:H	1:A:189:PHE:HA	11	0.15
(1,1076)	1:A:189:PHE:H	1:A:189:PHE:HA	15	0.15
(1,1061)	1:A:188:LEU:H	1:A:188:LEU:HA	1	0.15
(1,1061)	1:A:188:LEU:H	1:A:188:LEU:HA	3	0.15
(1,1061)	1:A:188:LEU:H	1:A:188:LEU:HA	7	0.15
(1,1061)	1:A:188:LEU:H	1:A:188:LEU:HA	9	0.15
(1,1061)	1:A:188:LEU:H	1:A:188:LEU:HA	10	0.15
(1,1061)	1:A:188:LEU:H	1:A:188:LEU:HA	14	0.15
(1,1061)	1:A:188:LEU:H	1:A:188:LEU:HA	15	0.15
(1,1054)	1:A:187:ALA:HB1	1:A:198:MET:HB2	4	0.15
(1,1054)	1:A:187:ALA:HB1	1:A:198:MET:HB3	4	0.15
(1,1054)	1:A:187:ALA:HB2	1:A:198:MET:HB2	4	0.15

*Continued on next page...*

*Continued from previous page...*

Key	Atom-1	Atom-2	Model ID	Violation (Å)
(1,1054)	1:A:187:ALA:HB2	1:A:198:MET:HB3	4	0.15
(1,1054)	1:A:187:ALA:HB3	1:A:198:MET:HB2	4	0.15
(1,1054)	1:A:187:ALA:HB3	1:A:198:MET:HB3	4	0.15
(1,1054)	1:A:187:ALA:HB1	1:A:198:MET:HB2	9	0.15
(1,1054)	1:A:187:ALA:HB1	1:A:198:MET:HB3	9	0.15
(1,1054)	1:A:187:ALA:HB2	1:A:198:MET:HB2	9	0.15
(1,1054)	1:A:187:ALA:HB2	1:A:198:MET:HB3	9	0.15
(1,1054)	1:A:187:ALA:HB3	1:A:198:MET:HB2	9	0.15
(1,1054)	1:A:187:ALA:HB3	1:A:198:MET:HB3	9	0.15
(1,1049)	1:A:187:ALA:HB1	1:A:188:LEU:H	9	0.15
(1,1049)	1:A:187:ALA:HB2	1:A:188:LEU:H	9	0.15
(1,1049)	1:A:187:ALA:HB3	1:A:188:LEU:H	9	0.15
(1,104)	1:A:25:LYS:H	1:A:25:LYS:HD3	14	0.15
(1,1038)	1:A:186:GLY:HA2	1:A:187:ALA:H	2	0.15
(1,1038)	1:A:186:GLY:HA3	1:A:187:ALA:H	2	0.15
(1,1033)	1:A:185:THR:H	1:A:185:THR:HA	4	0.15
(1,1033)	1:A:185:THR:H	1:A:185:THR:HA	5	0.15
(1,1033)	1:A:185:THR:H	1:A:185:THR:HA	13	0.15
(1,1033)	1:A:185:THR:H	1:A:185:THR:HA	15	0.15
(1,102)	1:A:25:LYS:H	1:A:25:LYS:HA	1	0.15
(1,102)	1:A:25:LYS:H	1:A:25:LYS:HA	6	0.15
(1,1012)	1:A:183:ALA:HB1	1:A:205:VAL:HG11	2	0.15
(1,1012)	1:A:183:ALA:HB1	1:A:205:VAL:HG12	2	0.15
(1,1012)	1:A:183:ALA:HB1	1:A:205:VAL:HG13	2	0.15
(1,1012)	1:A:183:ALA:HB2	1:A:205:VAL:HG11	2	0.15
(1,1012)	1:A:183:ALA:HB2	1:A:205:VAL:HG12	2	0.15
(1,1012)	1:A:183:ALA:HB2	1:A:205:VAL:HG13	2	0.15
(1,1012)	1:A:183:ALA:HB3	1:A:205:VAL:HG11	2	0.15
(1,1012)	1:A:183:ALA:HB3	1:A:205:VAL:HG12	2	0.15
(1,1012)	1:A:183:ALA:HB3	1:A:205:VAL:HG13	2	0.15
(1,1004)	1:A:183:ALA:H	1:A:184:LEU:H	4	0.15
(1,1000)	1:A:182:GLY:HA2	1:A:183:ALA:H	6	0.15
(1,1000)	1:A:182:GLY:HA3	1:A:183:ALA:H	6	0.15
(2,56)	1:A:115:SER:H	1:B:153:GLY:H	8	0.14
(1,985)	1:A:180:GLY:HA2	1:A:181:ALA:H	1	0.14
(1,985)	1:A:180:GLY:HA3	1:A:181:ALA:H	1	0.14
(1,985)	1:A:180:GLY:HA2	1:A:181:ALA:H	11	0.14
(1,985)	1:A:180:GLY:HA3	1:A:181:ALA:H	11	0.14
(1,98)	1:A:24:THR:H	1:A:24:THR:HG21	11	0.14
(1,98)	1:A:24:THR:H	1:A:24:THR:HG22	11	0.14
(1,98)	1:A:24:THR:H	1:A:24:THR:HG23	11	0.14
(1,960)	1:A:177:GLY:H	1:A:178:SER:H	8	0.14

*Continued on next page...*

*Continued from previous page...*

Key	Atom-1	Atom-2	Model ID	Violation (Å)
(1,948)	1:A:175:THR:H	1:A:175:THR:HA	4	0.14
(1,948)	1:A:175:THR:H	1:A:175:THR:HA	12	0.14
(1,94)	1:A:23:THR:H	1:A:23:THR:HA	11	0.14
(1,930)	1:A:170:ARG:H	1:A:170:ARG:HA	6	0.14
(1,930)	1:A:170:ARG:H	1:A:170:ARG:HA	10	0.14
(1,928)	1:A:169:LEU:H	1:A:169:LEU:HG	12	0.14
(1,910)	1:A:166:ILE:H	1:A:166:ILE:HA	1	0.14
(1,91)	1:A:22:ASP:H	1:A:22:ASP:HA	9	0.14
(1,896)	1:A:164:SER:H	1:A:164:SER:HA	5	0.14
(1,884)	1:A:163:ASN:H	1:A:164:SER:H	14	0.14
(1,866)	1:A:161:ILE:H	1:A:162:ILE:H	8	0.14
(1,859)	1:A:159:TYR:H	1:A:159:TYR:HA	2	0.14
(1,859)	1:A:159:TYR:H	1:A:159:TYR:HA	7	0.14
(1,859)	1:A:159:TYR:H	1:A:159:TYR:HA	8	0.14
(1,859)	1:A:159:TYR:H	1:A:159:TYR:HA	13	0.14
(1,848)	1:A:158:SER:H	1:A:158:SER:HA	7	0.14
(1,848)	1:A:158:SER:H	1:A:158:SER:HA	8	0.14
(1,827)	1:A:156:ALA:HB1	1:A:118:MET:HB2	4	0.14
(1,827)	1:A:156:ALA:HB1	1:A:118:MET:HB3	4	0.14
(1,827)	1:A:156:ALA:HB2	1:A:118:MET:HB2	4	0.14
(1,827)	1:A:156:ALA:HB2	1:A:118:MET:HB3	4	0.14
(1,827)	1:A:156:ALA:HB3	1:A:118:MET:HB2	4	0.14
(1,827)	1:A:156:ALA:HB3	1:A:118:MET:HB3	4	0.14
(1,827)	1:A:156:ALA:HB1	1:A:118:MET:HB2	5	0.14
(1,827)	1:A:156:ALA:HB1	1:A:118:MET:HB3	5	0.14
(1,827)	1:A:156:ALA:HB2	1:A:118:MET:HB2	5	0.14
(1,827)	1:A:156:ALA:HB2	1:A:118:MET:HB3	5	0.14
(1,827)	1:A:156:ALA:HB3	1:A:118:MET:HB2	5	0.14
(1,827)	1:A:156:ALA:HB3	1:A:118:MET:HB3	5	0.14
(1,824)	1:A:156:ALA:H	1:A:156:ALA:HA	3	0.14
(1,824)	1:A:156:ALA:H	1:A:156:ALA:HA	6	0.14
(1,824)	1:A:156:ALA:H	1:A:156:ALA:HA	7	0.14
(1,824)	1:A:156:ALA:H	1:A:156:ALA:HA	11	0.14
(1,814)	1:A:155:LEU:H	1:A:155:LEU:HA	3	0.14
(1,814)	1:A:155:LEU:H	1:A:155:LEU:HA	9	0.14
(1,814)	1:A:155:LEU:H	1:A:155:LEU:HA	11	0.14
(1,797)	1:A:153:GLY:HA2	1:A:154:ILE:H	7	0.14
(1,797)	1:A:153:GLY:HA3	1:A:154:ILE:H	7	0.14
(1,797)	1:A:153:GLY:HA2	1:A:154:ILE:H	12	0.14
(1,797)	1:A:153:GLY:HA3	1:A:154:ILE:H	12	0.14
(1,786)	1:A:152:ALA:H	1:A:152:ALA:HA	6	0.14
(1,786)	1:A:152:ALA:H	1:A:152:ALA:HA	10	0.14

*Continued on next page...*

*Continued from previous page...*

Key	Atom-1	Atom-2	Model ID	Violation (Å)
(1,786)	1:A:152:ALA:H	1:A:152:ALA:HA	11	0.14
(1,766)	1:A:147:PHE:H	1:A:147:PHE:HA	6	0.14
(1,748)	1:A:139:ASN:H	1:A:139:ASN:HA	15	0.14
(1,737)	1:A:137:VAL:H	1:A:137:VAL:HA	8	0.14
(1,730)	1:A:136:THR:H	1:A:136:THR:HA	1	0.14
(1,730)	1:A:136:THR:H	1:A:136:THR:HA	4	0.14
(1,730)	1:A:136:THR:H	1:A:136:THR:HA	7	0.14
(1,730)	1:A:136:THR:H	1:A:136:THR:HA	8	0.14
(1,730)	1:A:136:THR:H	1:A:136:THR:HA	15	0.14
(1,723)	1:A:135:ASN:H	1:A:135:ASN:HA	15	0.14
(1,714)	1:A:134:LEU:H	1:A:134:LEU:HA	4	0.14
(1,714)	1:A:134:LEU:H	1:A:134:LEU:HA	5	0.14
(1,7)	1:A:5:PHE:HA	1:A:5:PHE:H	15	0.14
(1,69)	1:A:16:ALA:H	1:A:16:ALA:HA	6	0.14
(1,685)	1:A:124:ILE:H	1:A:124:ILE:HG12	7	0.14
(1,682)	1:A:124:ILE:H	1:A:124:ILE:HA	2	0.14
(1,682)	1:A:124:ILE:H	1:A:124:ILE:HA	10	0.14
(1,680)	1:A:122:GLN:H	1:A:122:GLN:HA	3	0.14
(1,680)	1:A:122:GLN:H	1:A:122:GLN:HA	6	0.14
(1,680)	1:A:122:GLN:H	1:A:122:GLN:HA	12	0.14
(1,668)	1:A:121:LEU:H	1:A:121:LEU:HA	6	0.14
(1,658)	1:A:119:GLN:HB2	1:A:120:GLY:H	6	0.14
(1,653)	1:A:119:GLN:H	1:A:120:GLY:H	7	0.14
(1,634)	1:A:117:MET:H	1:A:117:MET:HA	2	0.14
(1,63)	1:A:15:ASN:H	1:A:15:ASN:HA	6	0.14
(1,63)	1:A:15:ASN:H	1:A:15:ASN:HA	10	0.14
(1,63)	1:A:15:ASN:H	1:A:15:ASN:HA	12	0.14
(1,629)	1:A:117:MET:HE1	1:A:115:SER:H	7	0.14
(1,629)	1:A:117:MET:HE2	1:A:115:SER:H	7	0.14
(1,629)	1:A:117:MET:HE3	1:A:115:SER:H	7	0.14
(1,620)	1:A:116:GLY:H	1:A:117:MET:H	2	0.14
(1,618)	1:A:115:SER:H	1:A:115:SER:HA	1	0.14
(1,618)	1:A:115:SER:H	1:A:115:SER:HA	3	0.14
(1,618)	1:A:115:SER:H	1:A:115:SER:HA	7	0.14
(1,609)	1:A:114:PHE:H	1:A:114:PHE:HA	3	0.14
(1,609)	1:A:114:PHE:H	1:A:114:PHE:HA	12	0.14
(1,609)	1:A:114:PHE:H	1:A:114:PHE:HA	15	0.14
(1,599)	1:A:112:GLY:H	1:A:112:GLY:HA2	7	0.14
(1,599)	1:A:112:GLY:H	1:A:112:GLY:HA2	15	0.14
(1,596)	1:A:111:ILE:HD11	1:A:163:ASN:HB2	5	0.14
(1,596)	1:A:111:ILE:HD11	1:A:163:ASN:HB3	5	0.14
(1,596)	1:A:111:ILE:HD12	1:A:163:ASN:HB2	5	0.14

*Continued on next page...*



*Continued from previous page...*

Key	Atom-1	Atom-2	Model ID	Violation (Å)
(1,596)	1:A:111:ILE:HD12	1:A:163:ASN:HB3	5	0.14
(1,596)	1:A:111:ILE:HD13	1:A:163:ASN:HB2	5	0.14
(1,596)	1:A:111:ILE:HD13	1:A:163:ASN:HB3	5	0.14
(1,596)	1:A:111:ILE:HD11	1:A:163:ASN:HB2	9	0.14
(1,596)	1:A:111:ILE:HD11	1:A:163:ASN:HB3	9	0.14
(1,596)	1:A:111:ILE:HD12	1:A:163:ASN:HB2	9	0.14
(1,596)	1:A:111:ILE:HD12	1:A:163:ASN:HB3	9	0.14
(1,596)	1:A:111:ILE:HD13	1:A:163:ASN:HB2	9	0.14
(1,596)	1:A:111:ILE:HD13	1:A:163:ASN:HB3	9	0.14
(1,588)	1:A:111:ILE:H	1:A:111:ILE:HA	2	0.14
(1,588)	1:A:111:ILE:H	1:A:111:ILE:HA	7	0.14
(1,588)	1:A:111:ILE:H	1:A:111:ILE:HA	8	0.14
(1,588)	1:A:111:ILE:H	1:A:111:ILE:HA	14	0.14
(1,580)	1:A:110:GLY:H	1:A:110:GLY:HA2	4	0.14
(1,580)	1:A:110:GLY:H	1:A:110:GLY:HA2	5	0.14
(1,580)	1:A:110:GLY:H	1:A:110:GLY:HA2	7	0.14
(1,580)	1:A:110:GLY:H	1:A:110:GLY:HA2	8	0.14
(1,580)	1:A:110:GLY:H	1:A:110:GLY:HA2	9	0.14
(1,578)	1:A:110:GLY:H	1:A:109:LEU:HB2	8	0.14
(1,571)	1:A:108:GLY:H	1:A:108:GLY:HA2	1	0.14
(1,571)	1:A:108:GLY:H	1:A:108:GLY:HA2	2	0.14
(1,57)	1:A:14:ALA:H	1:A:14:ALA:HA	1	0.14
(1,57)	1:A:14:ALA:H	1:A:14:ALA:HA	4	0.14
(1,57)	1:A:14:ALA:H	1:A:14:ALA:HA	14	0.14
(1,57)	1:A:14:ALA:H	1:A:14:ALA:HA	15	0.14
(1,568)	1:A:108:GLY:H	1:A:109:LEU:H	5	0.14
(1,567)	1:A:107:LEU:HD11	1:A:166:ILE:H	6	0.14
(1,567)	1:A:107:LEU:HD12	1:A:166:ILE:H	6	0.14
(1,567)	1:A:107:LEU:HD13	1:A:166:ILE:H	6	0.14
(1,564)	1:A:107:LEU:HD11	1:A:166:ILE:HG12	4	0.14
(1,564)	1:A:107:LEU:HD11	1:A:166:ILE:HG13	4	0.14
(1,564)	1:A:107:LEU:HD12	1:A:166:ILE:HG12	4	0.14
(1,564)	1:A:107:LEU:HD12	1:A:166:ILE:HG13	4	0.14
(1,564)	1:A:107:LEU:HD13	1:A:166:ILE:HG12	4	0.14
(1,564)	1:A:107:LEU:HD13	1:A:166:ILE:HG13	4	0.14
(1,563)	1:A:107:LEU:HD11	1:A:166:ILE:HG21	1	0.14
(1,563)	1:A:107:LEU:HD11	1:A:166:ILE:HG22	1	0.14
(1,563)	1:A:107:LEU:HD11	1:A:166:ILE:HG23	1	0.14
(1,563)	1:A:107:LEU:HD12	1:A:166:ILE:HG21	1	0.14
(1,563)	1:A:107:LEU:HD12	1:A:166:ILE:HG22	1	0.14
(1,563)	1:A:107:LEU:HD12	1:A:166:ILE:HG23	1	0.14
(1,563)	1:A:107:LEU:HD13	1:A:166:ILE:HG21	1	0.14

*Continued on next page...*

*Continued from previous page...*

Key	Atom-1	Atom-2	Model ID	Violation (Å)
(1,563)	1:A:107:LEU:HD13	1:A:166:ILE:HG22	1	0.14
(1,563)	1:A:107:LEU:HD13	1:A:166:ILE:HG23	1	0.14
(1,538)	1:A:104:VAL:HG21	1:A:170:ARG:HD2	12	0.14
(1,538)	1:A:104:VAL:HG21	1:A:170:ARG:HD3	12	0.14
(1,538)	1:A:104:VAL:HG22	1:A:170:ARG:HD2	12	0.14
(1,538)	1:A:104:VAL:HG22	1:A:170:ARG:HD3	12	0.14
(1,538)	1:A:104:VAL:HG23	1:A:170:ARG:HD2	12	0.14
(1,538)	1:A:104:VAL:HG23	1:A:170:ARG:HD3	12	0.14
(1,524)	1:A:103:ALA:H	1:A:104:VAL:H	14	0.14
(1,522)	1:A:100:GLY:H	1:A:100:GLY:HA2	1	0.14
(1,5)	1:A:5:PHE:HB3	1:A:5:PHE:H	13	0.14
(1,492)	1:A:88:ILE:H	1:A:88:ILE:HG21	15	0.14
(1,492)	1:A:88:ILE:H	1:A:88:ILE:HG22	15	0.14
(1,492)	1:A:88:ILE:H	1:A:88:ILE:HG23	15	0.14
(1,481)	1:A:86:GLY:H	1:A:86:GLY:HA3	10	0.14
(1,48)	1:A:13:ASP:H	1:A:13:ASP:HA	4	0.14
(1,48)	1:A:13:ASP:H	1:A:13:ASP:HA	6	0.14
(1,473)	1:A:82:GLU:H	1:A:82:GLU:HA	7	0.14
(1,473)	1:A:82:GLU:H	1:A:82:GLU:HA	11	0.14
(1,473)	1:A:82:GLU:H	1:A:82:GLU:HA	14	0.14
(1,473)	1:A:82:GLU:H	1:A:82:GLU:HA	15	0.14
(1,464)	1:A:81:LEU:H	1:A:81:LEU:HA	1	0.14
(1,464)	1:A:81:LEU:H	1:A:81:LEU:HA	12	0.14
(1,464)	1:A:81:LEU:H	1:A:81:LEU:HA	14	0.14
(1,459)	1:A:81:LEU:H	1:A:82:GLU:H	2	0.14
(1,457)	1:A:80:SER:H	1:A:80:SER:HA	1	0.14
(1,448)	1:A:79:SER:H	1:A:79:SER:HA	1	0.14
(1,448)	1:A:79:SER:H	1:A:79:SER:HA	8	0.14
(1,437)	1:A:78:LEU:H	1:A:78:LEU:HA	8	0.14
(1,431)	1:A:78:LEU:H	1:A:79:SER:H	14	0.14
(1,420)	1:A:76:GLU:H	1:A:77:GLN:H	10	0.14
(1,42)	1:A:12:ASP:H	1:A:12:ASP:HA	8	0.14
(1,419)	1:A:75:GLU:H	1:A:75:GLU:HA	2	0.14
(1,419)	1:A:75:GLU:H	1:A:75:GLU:HA	8	0.14
(1,419)	1:A:75:GLU:H	1:A:75:GLU:HA	13	0.14
(1,407)	1:A:74:GLU:H	1:A:74:GLU:HA	13	0.14
(1,395)	1:A:73:LEU:H	1:A:74:GLU:H	1	0.14
(1,367)	1:A:69:GLU:H	1:A:69:GLU:HA	11	0.14
(1,344)	1:A:66:LYS:H	1:A:66:LYS:HA	5	0.14
(1,344)	1:A:66:LYS:H	1:A:66:LYS:HA	12	0.14
(1,344)	1:A:66:LYS:H	1:A:66:LYS:HA	13	0.14
(1,341)	1:A:66:LYS:H	1:A:65:ASP:HB2	5	0.14

*Continued on next page...*

*Continued from previous page...*

Key	Atom-1	Atom-2	Model ID	Violation (Å)
(1,334)	1:A:65:ASP:H	1:A:65:ASP:HA	2	0.14
(1,334)	1:A:65:ASP:H	1:A:65:ASP:HA	8	0.14
(1,324)	1:A:64:LEU:H	1:A:64:LEU:HA	1	0.14
(1,324)	1:A:64:LEU:H	1:A:64:LEU:HA	9	0.14
(1,306)	1:A:58:LEU:H	1:A:58:LEU:HA	2	0.14
(1,306)	1:A:58:LEU:H	1:A:58:LEU:HA	12	0.14
(1,302)	1:A:57:ARG:H	1:A:58:LEU:H	13	0.14
(1,293)	1:A:56:ALA:H	1:A:56:ALA:HA	5	0.14
(1,293)	1:A:56:ALA:H	1:A:56:ALA:HA	15	0.14
(1,267)	1:A:52:HIS:HB2	1:A:52:HIS:H	11	0.14
(1,2616)	2:C:5:ARG:HH11	1:A:82:GLU:H	4	0.14
(1,2616)	2:C:5:ARG:HH11	1:B:82:GLU:H	4	0.14
(1,2616)	2:C:5:ARG:HH12	1:A:82:GLU:H	4	0.14
(1,2616)	2:C:5:ARG:HH12	1:B:82:GLU:H	4	0.14
(1,2616)	2:C:5:ARG:HH21	1:A:82:GLU:H	4	0.14
(1,2616)	2:C:5:ARG:HH21	1:B:82:GLU:H	4	0.14
(1,2616)	2:C:5:ARG:HH22	1:A:82:GLU:H	4	0.14
(1,2616)	2:C:5:ARG:HH22	1:B:82:GLU:H	4	0.14
(1,2589)	2:C:25:LEU:H	1:A:66:LYS:HG2	8	0.14
(1,2589)	2:C:25:LEU:H	1:A:66:LYS:HG3	8	0.14
(1,2589)	2:C:25:LEU:H	1:B:66:LYS:HG2	8	0.14
(1,2589)	2:C:25:LEU:H	1:B:66:LYS:HG3	8	0.14
(1,2564)	1:B:75:GLU:H	1:A:74:GLU:HG2	13	0.14
(1,2564)	1:B:75:GLU:H	1:A:74:GLU:HG3	13	0.14
(1,2511)	1:A:67:GLY:H	1:B:66:LYS:HA	1	0.14
(1,250)	1:A:46:SER:HA	1:A:47:GLY:H	8	0.14
(1,2486)	1:B:221:GLU:H	1:B:221:GLU:HA	13	0.14
(1,2486)	1:B:221:GLU:H	1:B:221:GLU:HA	14	0.14
(1,2478)	1:B:218:ARG:H	1:B:218:ARG:HA	9	0.14
(1,2474)	1:B:216:LYS:H	1:B:216:LYS:HA	2	0.14
(1,2474)	1:B:216:LYS:H	1:B:216:LYS:HA	11	0.14
(1,2442)	1:B:209:CYS:H	1:B:209:CYS:HA	1	0.14
(1,2442)	1:B:209:CYS:H	1:B:209:CYS:HA	2	0.14
(1,2442)	1:B:209:CYS:H	1:B:209:CYS:HA	3	0.14
(1,2442)	1:B:209:CYS:H	1:B:209:CYS:HA	4	0.14
(1,2442)	1:B:209:CYS:H	1:B:209:CYS:HA	13	0.14
(1,2436)	1:B:208:ALA:H	1:B:208:ALA:HA	1	0.14
(1,2436)	1:B:208:ALA:H	1:B:208:ALA:HA	3	0.14
(1,2436)	1:B:208:ALA:H	1:B:208:ALA:HA	5	0.14
(1,2436)	1:B:208:ALA:H	1:B:208:ALA:HA	6	0.14
(1,2436)	1:B:208:ALA:H	1:B:208:ALA:HA	7	0.14
(1,2436)	1:B:208:ALA:H	1:B:208:ALA:HA	10	0.14

*Continued on next page...*

*Continued from previous page...*

Key	Atom-1	Atom-2	Model ID	Violation (Å)
(1,2436)	1:B:208:ALA:H	1:B:208:ALA:HA	12	0.14
(1,2436)	1:B:208:ALA:H	1:B:208:ALA:HA	13	0.14
(1,2436)	1:B:208:ALA:H	1:B:208:ALA:HA	15	0.14
(1,2429)	1:B:207:ALA:H	1:B:207:ALA:HA	1	0.14
(1,2429)	1:B:207:ALA:H	1:B:207:ALA:HA	2	0.14
(1,2429)	1:B:207:ALA:H	1:B:207:ALA:HA	3	0.14
(1,2429)	1:B:207:ALA:H	1:B:207:ALA:HA	4	0.14
(1,2429)	1:B:207:ALA:H	1:B:207:ALA:HA	6	0.14
(1,2429)	1:B:207:ALA:H	1:B:207:ALA:HA	8	0.14
(1,242)	1:A:45:ILE:H	1:A:46:SER:H	1	0.14
(1,2375)	1:B:200:TYR:H	1:B:201:SER:H	10	0.14
(1,2374)	1:B:199:GLY:H	1:B:199:GLY:HA2	2	0.14
(1,2361)	1:B:198:MET:H	1:B:198:MET:HA	11	0.14
(1,2361)	1:B:198:MET:H	1:B:198:MET:HA	12	0.14
(1,2356)	1:B:198:MET:H	1:B:200:TYR:H	14	0.14
(1,2347)	1:B:195:LEU:H	1:B:195:LEU:HA	2	0.14
(1,2347)	1:B:195:LEU:H	1:B:195:LEU:HA	6	0.14
(1,2347)	1:B:195:LEU:H	1:B:195:LEU:HA	7	0.14
(1,2343)	1:B:194:GLY:H	1:B:194:GLY:HA2	4	0.14
(1,2343)	1:B:194:GLY:H	1:B:194:GLY:HA2	9	0.14
(1,2335)	1:B:191:SER:H	1:B:191:SER:HA	6	0.14
(1,233)	1:A:44:ILE:H	1:A:44:ILE:HA	3	0.14
(1,2327)	1:B:190:LYS:H	1:B:190:LYS:HA	6	0.14
(1,2327)	1:B:190:LYS:H	1:B:190:LYS:HA	11	0.14
(1,2320)	1:B:189:PHE:H	1:B:189:PHE:HA	15	0.14
(1,232)	1:A:43:ASN:HB2	1:A:44:ILE:H	4	0.14
(1,2305)	1:B:188:LEU:H	1:B:188:LEU:HA	4	0.14
(1,2305)	1:B:188:LEU:H	1:B:188:LEU:HA	11	0.14
(1,2305)	1:B:188:LEU:H	1:B:188:LEU:HA	13	0.14
(1,2305)	1:B:188:LEU:H	1:B:188:LEU:HA	14	0.14
(1,230)	1:A:43:ASN:H	1:A:43:ASN:HA	1	0.14
(1,2280)	1:B:185:THR:H	1:B:185:THR:HG1	1	0.14
(1,2277)	1:B:185:THR:H	1:B:185:THR:HA	10	0.14
(1,2264)	1:B:184:LEU:H	1:B:184:LEU:HA	8	0.14
(1,225)	1:A:42:ASN:H	1:A:42:ASN:HB2	2	0.14
(1,2248)	1:B:183:ALA:H	1:B:184:LEU:H	2	0.14
(1,2248)	1:B:183:ALA:H	1:B:184:LEU:H	3	0.14
(1,2248)	1:B:183:ALA:H	1:B:184:LEU:H	4	0.14
(1,2248)	1:B:183:ALA:H	1:B:184:LEU:H	14	0.14
(1,2244)	1:B:182:GLY:HA2	1:B:183:ALA:H	4	0.14
(1,2244)	1:B:182:GLY:HA3	1:B:183:ALA:H	4	0.14
(1,2244)	1:B:182:GLY:HA2	1:B:183:ALA:H	7	0.14

*Continued on next page...*

*Continued from previous page...*

Key	Atom-1	Atom-2	Model ID	Violation (Å)
(1,2244)	1:B:182:GLY:HA3	1:B:183:ALA:H	7	0.14
(1,2244)	1:B:182:GLY:HA2	1:B:183:ALA:H	8	0.14
(1,2244)	1:B:182:GLY:HA3	1:B:183:ALA:H	8	0.14
(1,2244)	1:B:182:GLY:HA2	1:B:183:ALA:H	9	0.14
(1,2244)	1:B:182:GLY:HA3	1:B:183:ALA:H	9	0.14
(1,2244)	1:B:182:GLY:HA2	1:B:183:ALA:H	13	0.14
(1,2244)	1:B:182:GLY:HA3	1:B:183:ALA:H	13	0.14
(1,224)	1:A:42:ASN:H	1:A:42:ASN:HA	13	0.14
(1,2229)	1:B:180:GLY:HA2	1:B:181:ALA:H	3	0.14
(1,2229)	1:B:180:GLY:HA3	1:B:181:ALA:H	3	0.14
(1,2229)	1:B:180:GLY:HA2	1:B:181:ALA:H	11	0.14
(1,2229)	1:B:180:GLY:HA3	1:B:181:ALA:H	11	0.14
(1,2214)	1:B:178:SER:HB2	1:B:179:ILE:H	5	0.14
(1,2211)	1:B:178:SER:H	1:B:178:SER:HB2	3	0.14
(1,2205)	1:B:178:SER:H	1:B:179:ILE:H	14	0.14
(1,2204)	1:B:177:GLY:H	1:B:178:SER:H	8	0.14
(1,2203)	1:B:177:GLY:H	1:B:177:GLY:HA3	14	0.14
(1,220)	1:A:42:ASN:H	1:A:43:ASN:H	14	0.14
(1,2174)	1:B:170:ARG:H	1:B:170:ARG:HA	8	0.14
(1,2174)	1:B:170:ARG:H	1:B:170:ARG:HA	15	0.14
(1,216)	1:A:41:ILE:H	1:A:41:ILE:HA	12	0.14
(1,216)	1:A:41:ILE:H	1:A:41:ILE:HA	14	0.14
(1,2140)	1:B:164:SER:H	1:B:164:SER:HA	8	0.14
(1,2140)	1:B:164:SER:H	1:B:164:SER:HA	9	0.14
(1,2109)	1:B:160:ASN:H	1:B:160:ASN:HA	12	0.14
(1,2103)	1:B:159:TYR:H	1:B:159:TYR:HA	5	0.14
(1,2103)	1:B:159:TYR:H	1:B:159:TYR:HA	6	0.14
(1,2092)	1:B:158:SER:H	1:B:158:SER:HA	5	0.14
(1,2072)	1:B:157:LEU:H	1:B:158:SER:H	7	0.14
(1,2068)	1:B:156:ALA:H	1:B:156:ALA:HA	10	0.14
(1,2068)	1:B:156:ALA:H	1:B:156:ALA:HA	14	0.14
(1,2058)	1:B:155:LEU:H	1:B:155:LEU:HA	4	0.14
(1,2058)	1:B:155:LEU:H	1:B:155:LEU:HA	9	0.14
(1,2048)	1:B:154:ILE:H	1:B:154:ILE:HA	12	0.14
(1,2038)	1:B:153:GLY:H	1:B:154:ILE:H	15	0.14
(1,202)	1:A:40:ASN:H	1:A:40:ASN:HA	1	0.14
(1,202)	1:A:40:ASN:H	1:A:40:ASN:HA	13	0.14
(1,2016)	1:B:149:GLY:HA3	1:B:150:ASN:H	14	0.14
(1,1994)	1:B:140:HIS:H	1:B:140:HIS:HA	13	0.14
(1,1992)	1:B:139:ASN:H	1:B:139:ASN:HA	2	0.14
(1,1992)	1:B:139:ASN:H	1:B:139:ASN:HA	3	0.14
(1,1981)	1:B:137:VAL:H	1:B:137:VAL:HA	1	0.14

*Continued on next page...*

*Continued from previous page...*

Key	Atom-1	Atom-2	Model ID	Violation (Å)
(1,1981)	1:B:137:VAL:H	1:B:137:VAL:HA	6	0.14
(1,1977)	1:B:137:VAL:H	1:B:138:LEU:H	3	0.14
(1,1974)	1:B:136:THR:H	1:B:136:THR:HA	14	0.14
(1,1967)	1:B:135:ASN:H	1:B:135:ASN:HA	14	0.14
(1,1952)	1:B:133:GLN:H	1:B:133:GLN:HA	15	0.14
(1,1947)	1:B:132:LEU:H	1:B:132:LEU:HA	8	0.14
(1,1941)	1:B:131:LYS:H	1:B:131:LYS:HA	9	0.14
(1,1936)	1:B:128:SER:H	1:B:128:SER:HA	1	0.14
(1,1936)	1:B:128:SER:H	1:B:128:SER:HA	4	0.14
(1,1936)	1:B:128:SER:H	1:B:128:SER:HA	7	0.14
(1,1924)	1:B:122:GLN:H	1:B:122:GLN:HA	4	0.14
(1,1924)	1:B:122:GLN:H	1:B:122:GLN:HA	7	0.14
(1,1924)	1:B:122:GLN:H	1:B:122:GLN:HA	11	0.14
(1,1913)	1:B:121:LEU:H	1:B:121:LEU:HB2	12	0.14
(1,1912)	1:B:121:LEU:H	1:B:121:LEU:HA	4	0.14
(1,1897)	1:B:119:GLN:H	1:B:120:GLY:H	8	0.14
(1,1879)	1:B:117:MET:H	1:B:117:MET:HE1	10	0.14
(1,1879)	1:B:117:MET:H	1:B:117:MET:HE2	10	0.14
(1,1879)	1:B:117:MET:H	1:B:117:MET:HE3	10	0.14
(1,1870)	1:B:117:MET:H	1:B:119:GLN:H	6	0.14
(1,1862)	1:B:115:SER:H	1:B:115:SER:HA	2	0.14
(1,1862)	1:B:115:SER:H	1:B:115:SER:HA	9	0.14
(1,1853)	1:B:114:PHE:H	1:B:114:PHE:HA	5	0.14
(1,1843)	1:B:112:GLY:H	1:B:112:GLY:HA2	10	0.14
(1,1843)	1:B:112:GLY:H	1:B:112:GLY:HA2	14	0.14
(1,1843)	1:B:112:GLY:H	1:B:112:GLY:HA2	15	0.14
(1,1832)	1:B:111:ILE:H	1:B:111:ILE:HA	4	0.14
(1,1832)	1:B:111:ILE:H	1:B:111:ILE:HA	5	0.14
(1,1824)	1:B:110:GLY:H	1:B:110:GLY:HA2	12	0.14
(1,1815)	1:B:108:GLY:H	1:B:108:GLY:HA2	1	0.14
(1,1815)	1:B:108:GLY:H	1:B:108:GLY:HA2	4	0.14
(1,1815)	1:B:108:GLY:H	1:B:108:GLY:HA2	5	0.14
(1,1815)	1:B:108:GLY:H	1:B:108:GLY:HA2	6	0.14
(1,1815)	1:B:108:GLY:H	1:B:108:GLY:HA2	10	0.14
(1,1815)	1:B:108:GLY:H	1:B:108:GLY:HA2	12	0.14
(1,1815)	1:B:108:GLY:H	1:B:108:GLY:HA2	14	0.14
(1,1800)	1:B:106:LEU:H	1:B:106:LEU:HA	3	0.14
(1,1800)	1:B:106:LEU:H	1:B:106:LEU:HA	5	0.14
(1,1800)	1:B:106:LEU:H	1:B:106:LEU:HA	13	0.14
(1,176)	1:A:37:PHE:H	1:A:35:LEU:HD11	6	0.14
(1,176)	1:A:37:PHE:H	1:A:35:LEU:HD12	6	0.14
(1,176)	1:A:37:PHE:H	1:A:35:LEU:HD13	6	0.14

*Continued on next page...*



*Continued from previous page...*

Key	Atom-1	Atom-2	Model ID	Violation (Å)
(1,1759)	1:B:96:ASP:H	1:B:96:ASP:HA	1	0.14
(1,1756)	1:B:96:ASP:H	1:B:97:LEU:H	14	0.14
(1,1748)	1:B:94:THR:H	1:B:95:ASP:H	5	0.14
(1,1742)	1:B:90:SER:H	1:B:90:SER:HA	6	0.14
(1,1742)	1:B:90:SER:H	1:B:90:SER:HA	14	0.14
(1,1717)	1:B:82:GLU:H	1:B:82:GLU:HA	2	0.14
(1,1717)	1:B:82:GLU:H	1:B:82:GLU:HA	9	0.14
(1,1714)	1:B:81:LEU:HB2	1:B:82:GLU:H	11	0.14
(1,1708)	1:B:81:LEU:H	1:B:81:LEU:HA	2	0.14
(1,1708)	1:B:81:LEU:H	1:B:81:LEU:HA	5	0.14
(1,1700)	1:B:80:SER:H	1:B:79:SER:HB2	2	0.14
(1,1693)	1:B:80:SER:H	1:B:81:LEU:H	10	0.14
(1,1692)	1:B:79:SER:H	1:B:79:SER:HA	6	0.14
(1,1692)	1:B:79:SER:H	1:B:79:SER:HA	14	0.14
(1,1681)	1:B:78:LEU:H	1:B:78:LEU:HA	1	0.14
(1,1681)	1:B:78:LEU:H	1:B:78:LEU:HA	9	0.14
(1,168)	1:A:35:LEU:HA	1:A:35:LEU:H	14	0.14
(1,1674)	1:B:77:GLN:H	1:B:77:GLN:HA	10	0.14
(1,1664)	1:B:76:GLU:H	1:B:77:GLN:H	7	0.14
(1,1663)	1:B:75:GLU:H	1:B:75:GLU:HA	8	0.14
(1,1628)	1:B:71:LEU:H	1:B:71:LEU:HA	10	0.14
(1,1620)	1:B:70:TYR:H	1:B:70:TYR:HA	1	0.14
(1,1620)	1:B:70:TYR:H	1:B:70:TYR:HA	7	0.14
(1,1620)	1:B:70:TYR:H	1:B:70:TYR:HA	14	0.14
(1,1611)	1:B:69:GLU:H	1:B:69:GLU:HA	5	0.14
(1,1611)	1:B:69:GLU:H	1:B:69:GLU:HA	6	0.14
(1,1611)	1:B:69:GLU:H	1:B:69:GLU:HA	13	0.14
(1,161)	1:A:34:SER:H	1:A:34:SER:HA	1	0.14
(1,161)	1:A:34:SER:H	1:A:34:SER:HA	5	0.14
(1,161)	1:A:34:SER:H	1:A:34:SER:HA	13	0.14
(1,1589)	1:B:67:GLY:H	1:B:68:VAL:H	5	0.14
(1,1578)	1:B:65:ASP:H	1:B:65:ASP:HA	1	0.14
(1,1570)	1:B:64:LEU:H	1:B:64:LEU:HB2	7	0.14
(1,1568)	1:B:64:LEU:H	1:B:64:LEU:HA	9	0.14
(1,1568)	1:B:64:LEU:H	1:B:64:LEU:HA	14	0.14
(1,1562)	1:B:63:GLY:H	1:B:64:LEU:H	7	0.14
(1,1558)	1:B:59:HIS:H	1:B:59:HIS:HA	2	0.14
(1,1543)	1:B:57:ARG:H	1:B:57:ARG:HG3	7	0.14
(1,1543)	1:B:57:ARG:H	1:B:57:ARG:HG3	8	0.14
(1,1541)	1:B:57:ARG:H	1:B:56:ALA:HB1	14	0.14
(1,1541)	1:B:57:ARG:H	1:B:56:ALA:HB2	14	0.14
(1,1541)	1:B:57:ARG:H	1:B:56:ALA:HB3	14	0.14

*Continued on next page...*

*Continued from previous page...*

Key	Atom-1	Atom-2	Model ID	Violation (Å)
(1,1537)	1:B:56:ALA:H	1:B:56:ALA:HA	4	0.14
(1,1537)	1:B:56:ALA:H	1:B:56:ALA:HA	8	0.14
(1,1537)	1:B:56:ALA:H	1:B:56:ALA:HA	10	0.14
(1,1537)	1:B:56:ALA:H	1:B:56:ALA:HA	11	0.14
(1,153)	1:A:33:GLN:HB2	1:A:34:SER:H	7	0.14
(1,1522)	1:B:53:VAL:HA	1:B:54:ASP:H	8	0.14
(1,152)	1:A:33:GLN:H	1:A:33:GLN:HA	3	0.14
(1,152)	1:A:33:GLN:H	1:A:33:GLN:HA	8	0.14
(1,152)	1:A:33:GLN:H	1:A:33:GLN:HA	9	0.14
(1,1504)	1:B:50:GLY:HA2	1:B:51:MET:H	10	0.14
(1,1483)	1:B:45:ILE:H	1:B:45:ILE:HB	8	0.14
(1,1469)	1:B:42:ASN:H	1:B:42:ASN:HB2	3	0.14
(1,1469)	1:B:42:ASN:H	1:B:42:ASN:HB2	11	0.14
(1,1460)	1:B:41:ILE:H	1:B:41:ILE:HA	1	0.14
(1,1460)	1:B:41:ILE:H	1:B:41:ILE:HA	3	0.14
(1,1460)	1:B:41:ILE:H	1:B:41:ILE:HA	10	0.14
(1,143)	1:A:32:LYS:H	1:A:32:LYS:HA	6	0.14
(1,1426)	1:B:37:PHE:H	1:B:36:GLY:HA2	11	0.14
(1,1412)	1:B:35:LEU:HA	1:B:35:LEU:H	6	0.14
(1,1407)	1:B:34:SER:HB2	1:B:35:LEU:H	10	0.14
(1,1399)	1:B:33:GLN:H	1:B:34:SER:H	11	0.14
(1,1396)	1:B:33:GLN:H	1:B:33:GLN:HA	14	0.14
(1,1387)	1:B:32:LYS:H	1:B:32:LYS:HA	13	0.14
(1,1377)	1:B:31:LEU:H	1:B:31:LEU:HA	12	0.14
(1,1370)	1:B:30:SER:H	1:B:30:SER:HA	14	0.14
(1,1349)	1:B:27:LYS:H	1:B:26:PRO:HB2	8	0.14
(1,133)	1:A:31:LEU:H	1:A:31:LEU:HA	4	0.14
(1,1326)	1:B:20:GLY:HA2	1:B:21:GLN:H	6	0.14
(1,1318)	1:B:18:VAL:H	1:B:17:ALA:HA	11	0.14
(1,1316)	1:B:17:ALA:H	1:B:17:ALA:HA	4	0.14
(1,1316)	1:B:17:ALA:H	1:B:17:ALA:HA	10	0.14
(1,1313)	1:B:16:ALA:H	1:B:16:ALA:HA	3	0.14
(1,1307)	1:B:15:ASN:H	1:B:15:ASN:HA	3	0.14
(1,1307)	1:B:15:ASN:H	1:B:15:ASN:HA	14	0.14
(1,1304)	1:B:15:ASN:H	1:B:14:ALA:HB1	10	0.14
(1,1304)	1:B:15:ASN:H	1:B:14:ALA:HB2	10	0.14
(1,1304)	1:B:15:ASN:H	1:B:14:ALA:HB3	10	0.14
(1,1301)	1:B:14:ALA:H	1:B:14:ALA:HA	1	0.14
(1,1301)	1:B:14:ALA:H	1:B:14:ALA:HA	4	0.14
(1,1301)	1:B:14:ALA:H	1:B:14:ALA:HA	9	0.14
(1,1294)	1:B:13:ASP:HB2	1:B:14:ALA:H	14	0.14
(1,1292)	1:B:13:ASP:H	1:B:13:ASP:HA	9	0.14

*Continued on next page...*

*Continued from previous page...*

Key	Atom-1	Atom-2	Model ID	Violation (Å)
(1,1292)	1:B:13:ASP:H	1:B:13:ASP:HA	14	0.14
(1,1286)	1:B:12:ASP:H	1:B:12:ASP:HA	10	0.14
(1,1278)	1:B:11:THR:H	1:B:11:THR:HA	2	0.14
(1,1268)	1:B:8:LYS:H	1:B:8:LYS:HD2	11	0.14
(1,1267)	1:B:8:LYS:H	1:B:8:LYS:HA	15	0.14
(1,1261)	1:B:7:ASP:H	1:B:7:ASP:HA	2	0.14
(1,1261)	1:B:7:ASP:H	1:B:7:ASP:HA	4	0.14
(1,1260)	1:B:6:GLY:HA2	1:B:7:ASP:H	2	0.14
(1,1260)	1:B:6:GLY:HA2	1:B:7:ASP:H	10	0.14
(1,126)	1:A:30:SER:H	1:A:30:SER:HA	7	0.14
(1,126)	1:A:30:SER:H	1:A:30:SER:HA	9	0.14
(1,1242)	1:A:221:GLU:H	1:A:221:GLU:HA	6	0.14
(1,1241)	1:A:220:LEU:H	1:A:220:LEU:HA	12	0.14
(1,1234)	1:A:218:ARG:H	1:A:218:ARG:HA	1	0.14
(1,1233)	1:A:217:LYS:H	1:A:217:LYS:HA	1	0.14
(1,1230)	1:A:216:LYS:H	1:A:216:LYS:HA	9	0.14
(1,122)	1:A:29:LEU:H	1:A:29:LEU:HB2	8	0.14
(1,1198)	1:A:209:CYS:H	1:A:209:CYS:HA	2	0.14
(1,1198)	1:A:209:CYS:H	1:A:209:CYS:HA	9	0.14
(1,1198)	1:A:209:CYS:H	1:A:209:CYS:HA	11	0.14
(1,1198)	1:A:209:CYS:H	1:A:209:CYS:HA	13	0.14
(1,1198)	1:A:209:CYS:H	1:A:209:CYS:HA	15	0.14
(1,1197)	1:A:209:CYS:H	1:A:209:CYS:HB3	12	0.14
(1,1192)	1:A:208:ALA:H	1:A:208:ALA:HA	1	0.14
(1,1192)	1:A:208:ALA:H	1:A:208:ALA:HA	2	0.14
(1,1192)	1:A:208:ALA:H	1:A:208:ALA:HA	5	0.14
(1,1192)	1:A:208:ALA:H	1:A:208:ALA:HA	8	0.14
(1,1192)	1:A:208:ALA:H	1:A:208:ALA:HA	11	0.14
(1,1192)	1:A:208:ALA:H	1:A:208:ALA:HA	13	0.14
(1,1185)	1:A:207:ALA:H	1:A:207:ALA:HA	3	0.14
(1,1185)	1:A:207:ALA:H	1:A:207:ALA:HA	5	0.14
(1,1185)	1:A:207:ALA:H	1:A:207:ALA:HA	6	0.14
(1,1185)	1:A:207:ALA:H	1:A:207:ALA:HA	7	0.14
(1,1185)	1:A:207:ALA:H	1:A:207:ALA:HA	8	0.14
(1,1185)	1:A:207:ALA:H	1:A:207:ALA:HA	9	0.14
(1,1185)	1:A:207:ALA:H	1:A:207:ALA:HA	11	0.14
(1,1185)	1:A:207:ALA:H	1:A:207:ALA:HA	12	0.14
(1,1185)	1:A:207:ALA:H	1:A:207:ALA:HA	14	0.14
(1,1130)	1:A:199:GLY:H	1:A:199:GLY:HA2	14	0.14
(1,1103)	1:A:195:LEU:H	1:A:195:LEU:HA	7	0.14
(1,1103)	1:A:195:LEU:H	1:A:195:LEU:HA	13	0.14
(1,1102)	1:A:195:LEU:H	1:A:195:LEU:HG	3	0.14

*Continued on next page...*

*Continued from previous page...*

Key	Atom-1	Atom-2	Model ID	Violation (Å)
(1,110)	1:A:27:LYS:H	1:A:27:LYS:HA	11	0.14
(1,1091)	1:A:191:SER:H	1:A:191:SER:HA	10	0.14
(1,1091)	1:A:191:SER:H	1:A:191:SER:HA	14	0.14
(1,1089)	1:A:191:SER:H	1:A:191:SER:HB3	12	0.14
(1,1062)	1:A:188:LEU:H	1:A:188:LEU:HB2	3	0.14
(1,1062)	1:A:188:LEU:H	1:A:188:LEU:HB2	12	0.14
(1,1061)	1:A:188:LEU:H	1:A:188:LEU:HA	4	0.14
(1,1061)	1:A:188:LEU:H	1:A:188:LEU:HA	5	0.14
(1,1061)	1:A:188:LEU:H	1:A:188:LEU:HA	12	0.14
(1,1054)	1:A:187:ALA:HB1	1:A:198:MET:HB2	5	0.14
(1,1054)	1:A:187:ALA:HB1	1:A:198:MET:HB3	5	0.14
(1,1054)	1:A:187:ALA:HB2	1:A:198:MET:HB2	5	0.14
(1,1054)	1:A:187:ALA:HB2	1:A:198:MET:HB3	5	0.14
(1,1054)	1:A:187:ALA:HB3	1:A:198:MET:HB2	5	0.14
(1,1054)	1:A:187:ALA:HB3	1:A:198:MET:HB3	5	0.14
(1,1054)	1:A:187:ALA:HB1	1:A:198:MET:HB2	10	0.14
(1,1054)	1:A:187:ALA:HB1	1:A:198:MET:HB3	10	0.14
(1,1054)	1:A:187:ALA:HB2	1:A:198:MET:HB2	10	0.14
(1,1054)	1:A:187:ALA:HB2	1:A:198:MET:HB3	10	0.14
(1,1054)	1:A:187:ALA:HB3	1:A:198:MET:HB2	10	0.14
(1,1054)	1:A:187:ALA:HB3	1:A:198:MET:HB3	10	0.14
(1,104)	1:A:25:LYS:H	1:A:25:LYS:HD3	10	0.14
(1,1038)	1:A:186:GLY:HA2	1:A:187:ALA:H	13	0.14
(1,1038)	1:A:186:GLY:HA3	1:A:187:ALA:H	13	0.14
(1,1033)	1:A:185:THR:H	1:A:185:THR:HA	8	0.14
(1,102)	1:A:25:LYS:H	1:A:25:LYS:HA	15	0.14
(1,1004)	1:A:183:ALA:H	1:A:184:LEU:H	1	0.14
(1,1004)	1:A:183:ALA:H	1:A:184:LEU:H	5	0.14
(1,1004)	1:A:183:ALA:H	1:A:184:LEU:H	7	0.14
(1,1000)	1:A:182:GLY:HA2	1:A:183:ALA:H	3	0.14
(1,1000)	1:A:182:GLY:HA3	1:A:183:ALA:H	3	0.14
(1,1000)	1:A:182:GLY:HA2	1:A:183:ALA:H	9	0.14
(1,1000)	1:A:182:GLY:HA3	1:A:183:ALA:H	9	0.14
(1,1000)	1:A:182:GLY:HA2	1:A:183:ALA:H	10	0.14
(1,1000)	1:A:182:GLY:HA3	1:A:183:ALA:H	10	0.14
(1,985)	1:A:180:GLY:HA2	1:A:181:ALA:H	2	0.13
(1,985)	1:A:180:GLY:HA3	1:A:181:ALA:H	2	0.13
(1,985)	1:A:180:GLY:HA2	1:A:181:ALA:H	3	0.13
(1,985)	1:A:180:GLY:HA3	1:A:181:ALA:H	3	0.13
(1,985)	1:A:180:GLY:HA2	1:A:181:ALA:H	4	0.13
(1,985)	1:A:180:GLY:HA3	1:A:181:ALA:H	4	0.13
(1,985)	1:A:180:GLY:HA2	1:A:181:ALA:H	12	0.13

*Continued on next page...*

*Continued from previous page...*

Key	Atom-1	Atom-2	Model ID	Violation (Å)
(1,985)	1:A:180:GLY:HA3	1:A:181:ALA:H	12	0.13
(1,985)	1:A:180:GLY:HA2	1:A:181:ALA:H	13	0.13
(1,985)	1:A:180:GLY:HA3	1:A:181:ALA:H	13	0.13
(1,985)	1:A:180:GLY:HA2	1:A:181:ALA:H	14	0.13
(1,985)	1:A:180:GLY:HA3	1:A:181:ALA:H	14	0.13
(1,985)	1:A:180:GLY:HA2	1:A:181:ALA:H	15	0.13
(1,985)	1:A:180:GLY:HA3	1:A:181:ALA:H	15	0.13
(1,960)	1:A:177:GLY:H	1:A:178:SER:H	14	0.13
(1,960)	1:A:177:GLY:H	1:A:178:SER:H	15	0.13
(1,940)	1:A:172:LYS:HD2	1:A:172:LYS:H	8	0.13
(1,94)	1:A:23:THR:H	1:A:23:THR:HA	5	0.13
(1,937)	1:A:172:LYS:H	1:A:171:GLY:HA2	10	0.13
(1,930)	1:A:170:ARG:H	1:A:170:ARG:HA	15	0.13
(1,911)	1:A:166:ILE:H	1:A:166:ILE:HD11	14	0.13
(1,911)	1:A:166:ILE:H	1:A:166:ILE:HD12	14	0.13
(1,911)	1:A:166:ILE:H	1:A:166:ILE:HD13	14	0.13
(1,91)	1:A:22:ASP:H	1:A:22:ASP:HA	11	0.13
(1,896)	1:A:164:SER:H	1:A:164:SER:HA	2	0.13
(1,896)	1:A:164:SER:H	1:A:164:SER:HA	10	0.13
(1,896)	1:A:164:SER:H	1:A:164:SER:HA	13	0.13
(1,884)	1:A:163:ASN:H	1:A:164:SER:H	4	0.13
(1,859)	1:A:159:TYR:H	1:A:159:TYR:HA	3	0.13
(1,859)	1:A:159:TYR:H	1:A:159:TYR:HA	5	0.13
(1,859)	1:A:159:TYR:H	1:A:159:TYR:HA	11	0.13
(1,850)	1:A:159:TYR:H	1:A:160:ASN:H	1	0.13
(1,848)	1:A:158:SER:H	1:A:158:SER:HA	4	0.13
(1,83)	1:A:21:GLN:H	1:A:21:GLN:HA	3	0.13
(1,828)	1:A:157:LEU:H	1:A:158:SER:H	9	0.13
(1,824)	1:A:156:ALA:H	1:A:156:ALA:HA	1	0.13
(1,824)	1:A:156:ALA:H	1:A:156:ALA:HA	12	0.13
(1,814)	1:A:155:LEU:H	1:A:155:LEU:HA	1	0.13
(1,814)	1:A:155:LEU:H	1:A:155:LEU:HA	8	0.13
(1,814)	1:A:155:LEU:H	1:A:155:LEU:HA	14	0.13
(1,814)	1:A:155:LEU:H	1:A:155:LEU:HA	15	0.13
(1,804)	1:A:154:ILE:H	1:A:154:ILE:HA	10	0.13
(1,786)	1:A:152:ALA:H	1:A:152:ALA:HA	5	0.13
(1,776)	1:A:151:ASN:H	1:A:152:ALA:H	13	0.13
(1,776)	1:A:151:ASN:H	1:A:152:ALA:H	14	0.13
(1,770)	1:A:149:GLY:H	1:A:149:GLY:HA3	5	0.13
(1,770)	1:A:149:GLY:H	1:A:149:GLY:HA3	9	0.13
(1,766)	1:A:147:PHE:H	1:A:147:PHE:HA	3	0.13
(1,763)	1:A:145:GLY:H	1:A:145:GLY:HA2	8	0.13

*Continued on next page...*

*Continued from previous page...*

Key	Atom-1	Atom-2	Model ID	Violation (Å)
(1,737)	1:A:137:VAL:H	1:A:137:VAL:HA	2	0.13
(1,730)	1:A:136:THR:H	1:A:136:THR:HA	11	0.13
(1,724)	1:A:135:ASN:HB2	1:A:136:THR:H	7	0.13
(1,723)	1:A:135:ASN:H	1:A:135:ASN:HA	3	0.13
(1,714)	1:A:134:LEU:H	1:A:134:LEU:HA	11	0.13
(1,709)	1:A:133:GLN:HB2	1:A:134:LEU:H	11	0.13
(1,692)	1:A:128:SER:H	1:A:128:SER:HA	8	0.13
(1,69)	1:A:16:ALA:H	1:A:16:ALA:HA	1	0.13
(1,69)	1:A:16:ALA:H	1:A:16:ALA:HA	10	0.13
(1,668)	1:A:121:LEU:H	1:A:121:LEU:HA	3	0.13
(1,668)	1:A:121:LEU:H	1:A:121:LEU:HA	13	0.13
(1,648)	1:A:118:MET:HE1	1:A:155:LEU:HG	6	0.13
(1,648)	1:A:118:MET:HE2	1:A:155:LEU:HG	6	0.13
(1,648)	1:A:118:MET:HE3	1:A:155:LEU:HG	6	0.13
(1,647)	1:A:118:MET:HE1	1:A:155:LEU:HD21	6	0.13
(1,647)	1:A:118:MET:HE1	1:A:155:LEU:HD22	6	0.13
(1,647)	1:A:118:MET:HE1	1:A:155:LEU:HD23	6	0.13
(1,647)	1:A:118:MET:HE2	1:A:155:LEU:HD21	6	0.13
(1,647)	1:A:118:MET:HE2	1:A:155:LEU:HD22	6	0.13
(1,647)	1:A:118:MET:HE2	1:A:155:LEU:HD23	6	0.13
(1,647)	1:A:118:MET:HE3	1:A:155:LEU:HD21	6	0.13
(1,647)	1:A:118:MET:HE3	1:A:155:LEU:HD22	6	0.13
(1,647)	1:A:118:MET:HE3	1:A:155:LEU:HD23	6	0.13
(1,629)	1:A:117:MET:HE1	1:A:115:SER:H	4	0.13
(1,629)	1:A:117:MET:HE2	1:A:115:SER:H	4	0.13
(1,629)	1:A:117:MET:HE3	1:A:115:SER:H	4	0.13
(1,62)	1:A:15:ASN:H	1:A:15:ASN:HB3	6	0.13
(1,613)	1:A:115:SER:H	1:A:116:GLY:H	12	0.13
(1,599)	1:A:112:GLY:H	1:A:112:GLY:HA2	1	0.13
(1,599)	1:A:112:GLY:H	1:A:112:GLY:HA2	3	0.13
(1,588)	1:A:111:ILE:H	1:A:111:ILE:HA	1	0.13
(1,588)	1:A:111:ILE:H	1:A:111:ILE:HA	5	0.13
(1,584)	1:A:111:ILE:H	1:A:113:GLY:H	6	0.13
(1,571)	1:A:108:GLY:H	1:A:108:GLY:HA2	14	0.13
(1,57)	1:A:14:ALA:H	1:A:14:ALA:HA	11	0.13
(1,516)	1:A:96:ASP:H	1:A:96:ASP:HB3	7	0.13
(1,515)	1:A:96:ASP:H	1:A:96:ASP:HA	3	0.13
(1,506)	1:A:94:THR:HA	1:A:95:ASP:H	10	0.13
(1,502)	1:A:91:ARG:H	1:A:91:ARG:HA	11	0.13
(1,501)	1:A:90:SER:H	1:A:91:ARG:H	2	0.13
(1,5)	1:A:5:PHE:HB3	1:A:5:PHE:H	4	0.13
(1,486)	1:A:87:LEU:H	1:A:87:LEU:HA	5	0.13

*Continued on next page...*



*Continued from previous page...*

Key	Atom-1	Atom-2	Model ID	Violation (Å)
(1,484)	1:A:87:LEU:H	1:A:87:LEU:HB2	1	0.13
(1,484)	1:A:87:LEU:H	1:A:87:LEU:HB2	4	0.13
(1,482)	1:A:86:GLY:H	1:A:86:GLY:HA2	4	0.13
(1,482)	1:A:86:GLY:H	1:A:86:GLY:HA2	15	0.13
(1,473)	1:A:82:GLU:H	1:A:82:GLU:HA	2	0.13
(1,469)	1:A:81:LEU:H	1:A:82:GLU:H	3	0.13
(1,469)	1:A:81:LEU:H	1:A:82:GLU:H	4	0.13
(1,457)	1:A:80:SER:H	1:A:80:SER:HA	13	0.13
(1,437)	1:A:78:LEU:H	1:A:78:LEU:HA	9	0.13
(1,437)	1:A:78:LEU:H	1:A:78:LEU:HA	13	0.13
(1,430)	1:A:77:GLN:H	1:A:77:GLN:HA	9	0.13
(1,428)	1:A:77:GLN:H	1:A:77:GLN:HB2	7	0.13
(1,420)	1:A:76:GLU:H	1:A:77:GLN:H	12	0.13
(1,42)	1:A:12:ASP:H	1:A:12:ASP:HA	13	0.13
(1,419)	1:A:75:GLU:H	1:A:75:GLU:HA	14	0.13
(1,419)	1:A:75:GLU:H	1:A:75:GLU:HA	15	0.13
(1,400)	1:A:74:GLU:H	1:A:75:GLU:H	4	0.13
(1,370)	1:A:70:TYR:H	1:A:72:ASP:H	15	0.13
(1,367)	1:A:69:GLU:H	1:A:69:GLU:HA	9	0.13
(1,367)	1:A:69:GLU:H	1:A:69:GLU:HA	15	0.13
(1,352)	1:A:67:GLY:H	1:A:66:LYS:HB2	2	0.13
(1,352)	1:A:67:GLY:H	1:A:66:LYS:HB2	3	0.13
(1,348)	1:A:67:GLY:HA2	1:A:68:VAL:H	14	0.13
(1,348)	1:A:67:GLY:HA3	1:A:68:VAL:H	14	0.13
(1,34)	1:A:11:THR:H	1:A:11:THR:HA	8	0.13
(1,331)	1:A:65:ASP:H	1:A:64:LEU:HB2	7	0.13
(1,326)	1:A:64:LEU:H	1:A:64:LEU:HB2	9	0.13
(1,324)	1:A:64:LEU:H	1:A:64:LEU:HA	7	0.13
(1,314)	1:A:59:HIS:H	1:A:59:HIS:HA	14	0.13
(1,293)	1:A:56:ALA:H	1:A:56:ALA:HA	9	0.13
(1,281)	1:A:54:ASP:H	1:A:54:ASP:HA	11	0.13
(1,2594)	2:C:23:TYR:H	1:A:69:GLU:HA	2	0.13
(1,2594)	2:C:23:TYR:H	1:B:69:GLU:HA	2	0.13
(1,259)	1:A:50:GLY:H	1:A:50:GLY:HA2	12	0.13
(1,2564)	1:B:75:GLU:H	1:A:74:GLU:HG2	1	0.13
(1,2564)	1:B:75:GLU:H	1:A:74:GLU:HG3	1	0.13
(1,2557)	1:B:71:LEU:H	1:A:70:TYR:HA	9	0.13
(1,255)	1:A:49:GLY:H	1:A:48:PRO:HB2	6	0.13
(1,2534)	1:A:93:TRP:HE1	1:B:175:THR:HG21	5	0.13
(1,2534)	1:A:93:TRP:HE1	1:B:175:THR:HG22	5	0.13
(1,2534)	1:A:93:TRP:HE1	1:B:175:THR:HG23	5	0.13
(1,2497)	2:C:9:ARG:H	2:C:10:PHE:H	8	0.13

*Continued on next page...*

*Continued from previous page...*

Key	Atom-1	Atom-2	Model ID	Violation (Å)
(1,2487)	1:B:222:LYS:H	1:B:222:LYS:HA	8	0.13
(1,2486)	1:B:221:GLU:H	1:B:221:GLU:HA	9	0.13
(1,2478)	1:B:218:ARG:H	1:B:218:ARG:HA	5	0.13
(1,2449)	1:B:210:ALA:H	1:B:210:ALA:HA	2	0.13
(1,2449)	1:B:210:ALA:H	1:B:210:ALA:HA	10	0.13
(1,2449)	1:B:210:ALA:H	1:B:210:ALA:HA	14	0.13
(1,2442)	1:B:209:CYS:H	1:B:209:CYS:HA	9	0.13
(1,2375)	1:B:200:TYR:H	1:B:201:SER:H	15	0.13
(1,2374)	1:B:199:GLY:H	1:B:199:GLY:HA2	1	0.13
(1,2361)	1:B:198:MET:H	1:B:198:MET:HA	5	0.13
(1,2361)	1:B:198:MET:H	1:B:198:MET:HA	14	0.13
(1,2348)	1:B:195:LEU:H	1:B:195:LEU:HB2	9	0.13
(1,2347)	1:B:195:LEU:H	1:B:195:LEU:HA	3	0.13
(1,2347)	1:B:195:LEU:H	1:B:195:LEU:HA	12	0.13
(1,2347)	1:B:195:LEU:H	1:B:195:LEU:HA	15	0.13
(1,2346)	1:B:195:LEU:H	1:B:195:LEU:HG	11	0.13
(1,2343)	1:B:194:GLY:H	1:B:194:GLY:HA2	12	0.13
(1,2335)	1:B:191:SER:H	1:B:191:SER:HA	2	0.13
(1,2333)	1:B:191:SER:H	1:B:191:SER:HB3	10	0.13
(1,233)	1:A:44:ILE:H	1:A:44:ILE:HA	4	0.13
(1,233)	1:A:44:ILE:H	1:A:44:ILE:HA	11	0.13
(1,233)	1:A:44:ILE:H	1:A:44:ILE:HA	13	0.13
(1,2327)	1:B:190:LYS:H	1:B:190:LYS:HA	1	0.13
(1,2327)	1:B:190:LYS:H	1:B:190:LYS:HA	3	0.13
(1,2320)	1:B:189:PHE:H	1:B:189:PHE:HA	4	0.13
(1,2320)	1:B:189:PHE:H	1:B:189:PHE:HA	11	0.13
(1,2305)	1:B:188:LEU:H	1:B:188:LEU:HA	5	0.13
(1,230)	1:A:43:ASN:H	1:A:43:ASN:HA	4	0.13
(1,23)	1:A:8:LYS:H	1:A:8:LYS:HA	1	0.13
(1,2264)	1:B:184:LEU:H	1:B:184:LEU:HA	3	0.13
(1,2264)	1:B:184:LEU:H	1:B:184:LEU:HA	4	0.13
(1,2264)	1:B:184:LEU:H	1:B:184:LEU:HA	5	0.13
(1,2264)	1:B:184:LEU:H	1:B:184:LEU:HA	9	0.13
(1,2264)	1:B:184:LEU:H	1:B:184:LEU:HA	13	0.13
(1,2264)	1:B:184:LEU:H	1:B:184:LEU:HA	14	0.13
(1,2264)	1:B:184:LEU:H	1:B:184:LEU:HA	15	0.13
(1,226)	1:A:43:ASN:H	1:A:44:ILE:H	5	0.13
(1,226)	1:A:43:ASN:H	1:A:44:ILE:H	10	0.13
(1,226)	1:A:43:ASN:H	1:A:44:ILE:H	11	0.13
(1,2244)	1:B:182:GLY:HA2	1:B:183:ALA:H	1	0.13
(1,2244)	1:B:182:GLY:HA3	1:B:183:ALA:H	1	0.13
(1,2244)	1:B:182:GLY:HA2	1:B:183:ALA:H	5	0.13

*Continued on next page...*

*Continued from previous page...*

Key	Atom-1	Atom-2	Model ID	Violation (Å)
(1,2244)	1:B:182:GLY:HA3	1:B:183:ALA:H	5	0.13
(1,2244)	1:B:182:GLY:HA2	1:B:183:ALA:H	10	0.13
(1,2244)	1:B:182:GLY:HA3	1:B:183:ALA:H	10	0.13
(1,2244)	1:B:182:GLY:HA2	1:B:183:ALA:H	11	0.13
(1,2244)	1:B:182:GLY:HA3	1:B:183:ALA:H	11	0.13
(1,2244)	1:B:182:GLY:HA2	1:B:183:ALA:H	14	0.13
(1,2244)	1:B:182:GLY:HA3	1:B:183:ALA:H	14	0.13
(1,2229)	1:B:180:GLY:HA2	1:B:181:ALA:H	1	0.13
(1,2229)	1:B:180:GLY:HA3	1:B:181:ALA:H	1	0.13
(1,2229)	1:B:180:GLY:HA2	1:B:181:ALA:H	2	0.13
(1,2229)	1:B:180:GLY:HA3	1:B:181:ALA:H	2	0.13
(1,2229)	1:B:180:GLY:HA2	1:B:181:ALA:H	4	0.13
(1,2229)	1:B:180:GLY:HA3	1:B:181:ALA:H	4	0.13
(1,2229)	1:B:180:GLY:HA2	1:B:181:ALA:H	6	0.13
(1,2229)	1:B:180:GLY:HA3	1:B:181:ALA:H	6	0.13
(1,2229)	1:B:180:GLY:HA2	1:B:181:ALA:H	7	0.13
(1,2229)	1:B:180:GLY:HA3	1:B:181:ALA:H	7	0.13
(1,2229)	1:B:180:GLY:HA2	1:B:181:ALA:H	10	0.13
(1,2229)	1:B:180:GLY:HA3	1:B:181:ALA:H	10	0.13
(1,2229)	1:B:180:GLY:HA2	1:B:181:ALA:H	12	0.13
(1,2229)	1:B:180:GLY:HA3	1:B:181:ALA:H	12	0.13
(1,2204)	1:B:177:GLY:H	1:B:178:SER:H	11	0.13
(1,2184)	1:B:172:LYS:HD2	1:B:172:LYS:H	4	0.13
(1,2180)	1:B:171:GLY:H	1:B:171:GLY:HA2	2	0.13
(1,2177)	1:B:170:ARG:H	1:B:170:ARG:HB2	4	0.13
(1,2174)	1:B:170:ARG:H	1:B:170:ARG:HA	10	0.13
(1,216)	1:A:41:ILE:H	1:A:41:ILE:HA	2	0.13
(1,216)	1:A:41:ILE:H	1:A:41:ILE:HA	11	0.13
(1,2140)	1:B:164:SER:H	1:B:164:SER:HA	1	0.13
(1,2140)	1:B:164:SER:H	1:B:164:SER:HA	5	0.13
(1,2128)	1:B:163:ASN:H	1:B:164:SER:H	3	0.13
(1,2128)	1:B:163:ASN:H	1:B:164:SER:H	7	0.13
(1,2110)	1:B:161:ILE:H	1:B:162:ILE:H	7	0.13
(1,2110)	1:B:161:ILE:H	1:B:162:ILE:H	10	0.13
(1,2104)	1:B:160:ASN:H	1:B:161:ILE:H	5	0.13
(1,2103)	1:B:159:TYR:H	1:B:159:TYR:HA	3	0.13
(1,2103)	1:B:159:TYR:H	1:B:159:TYR:HA	8	0.13
(1,2103)	1:B:159:TYR:H	1:B:159:TYR:HA	15	0.13
(1,2100)	1:B:159:TYR:HB3	1:B:158:SER:H	9	0.13
(1,21)	1:A:8:LYS:H	1:A:8:LYS:HG2	2	0.13
(1,2086)	1:B:157:LEU:HD11	1:B:204:MET:HE1	9	0.13
(1,2086)	1:B:157:LEU:HD11	1:B:204:MET:HE2	9	0.13

*Continued on next page...*

*Continued from previous page...*

Key	Atom-1	Atom-2	Model ID	Violation (Å)
(1,2086)	1:B:157:LEU:HD11	1:B:204:MET:HE3	9	0.13
(1,2086)	1:B:157:LEU:HD12	1:B:204:MET:HE1	9	0.13
(1,2086)	1:B:157:LEU:HD12	1:B:204:MET:HE2	9	0.13
(1,2086)	1:B:157:LEU:HD12	1:B:204:MET:HE3	9	0.13
(1,2086)	1:B:157:LEU:HD13	1:B:204:MET:HE1	9	0.13
(1,2086)	1:B:157:LEU:HD13	1:B:204:MET:HE2	9	0.13
(1,2086)	1:B:157:LEU:HD13	1:B:204:MET:HE3	9	0.13
(1,2086)	1:B:157:LEU:HD21	1:B:204:MET:HE1	9	0.13
(1,2086)	1:B:157:LEU:HD21	1:B:204:MET:HE2	9	0.13
(1,2086)	1:B:157:LEU:HD21	1:B:204:MET:HE3	9	0.13
(1,2086)	1:B:157:LEU:HD22	1:B:204:MET:HE1	9	0.13
(1,2086)	1:B:157:LEU:HD22	1:B:204:MET:HE2	9	0.13
(1,2086)	1:B:157:LEU:HD22	1:B:204:MET:HE3	9	0.13
(1,2086)	1:B:157:LEU:HD23	1:B:204:MET:HE1	9	0.13
(1,2086)	1:B:157:LEU:HD23	1:B:204:MET:HE2	9	0.13
(1,2086)	1:B:157:LEU:HD23	1:B:204:MET:HE3	9	0.13
(1,2084)	1:B:157:LEU:HD11	1:B:204:MET:HB2	3	0.13
(1,2084)	1:B:157:LEU:HD11	1:B:204:MET:HB3	3	0.13
(1,2084)	1:B:157:LEU:HD12	1:B:204:MET:HB2	3	0.13
(1,2084)	1:B:157:LEU:HD12	1:B:204:MET:HB3	3	0.13
(1,2084)	1:B:157:LEU:HD13	1:B:204:MET:HB2	3	0.13
(1,2084)	1:B:157:LEU:HD13	1:B:204:MET:HB3	3	0.13
(1,2084)	1:B:157:LEU:HD21	1:B:204:MET:HB2	3	0.13
(1,2084)	1:B:157:LEU:HD21	1:B:204:MET:HB3	3	0.13
(1,2084)	1:B:157:LEU:HD22	1:B:204:MET:HB2	3	0.13
(1,2084)	1:B:157:LEU:HD22	1:B:204:MET:HB3	3	0.13
(1,2084)	1:B:157:LEU:HD23	1:B:204:MET:HB2	3	0.13
(1,2084)	1:B:157:LEU:HD23	1:B:204:MET:HB3	3	0.13
(1,2082)	1:B:157:LEU:HD11	1:B:203:ALA:HB1	6	0.13
(1,2082)	1:B:157:LEU:HD11	1:B:203:ALA:HB2	6	0.13
(1,2082)	1:B:157:LEU:HD11	1:B:203:ALA:HB3	6	0.13
(1,2082)	1:B:157:LEU:HD12	1:B:203:ALA:HB1	6	0.13
(1,2082)	1:B:157:LEU:HD12	1:B:203:ALA:HB2	6	0.13
(1,2082)	1:B:157:LEU:HD12	1:B:203:ALA:HB3	6	0.13
(1,2082)	1:B:157:LEU:HD13	1:B:203:ALA:HB1	6	0.13
(1,2082)	1:B:157:LEU:HD13	1:B:203:ALA:HB2	6	0.13
(1,2082)	1:B:157:LEU:HD13	1:B:203:ALA:HB3	6	0.13
(1,2082)	1:B:157:LEU:HD21	1:B:203:ALA:HB1	6	0.13
(1,2082)	1:B:157:LEU:HD21	1:B:203:ALA:HB2	6	0.13
(1,2082)	1:B:157:LEU:HD21	1:B:203:ALA:HB3	6	0.13
(1,2082)	1:B:157:LEU:HD22	1:B:203:ALA:HB1	6	0.13
(1,2082)	1:B:157:LEU:HD22	1:B:203:ALA:HB2	6	0.13

*Continued on next page...*

*Continued from previous page...*

Key	Atom-1	Atom-2	Model ID	Violation (Å)
(1,2082)	1:B:157:LEU:HD22	1:B:203:ALA:HB3	6	0.13
(1,2082)	1:B:157:LEU:HD23	1:B:203:ALA:HB1	6	0.13
(1,2082)	1:B:157:LEU:HD23	1:B:203:ALA:HB2	6	0.13
(1,2082)	1:B:157:LEU:HD23	1:B:203:ALA:HB3	6	0.13
(1,2072)	1:B:157:LEU:H	1:B:158:SER:H	9	0.13
(1,2068)	1:B:156:ALA:H	1:B:156:ALA:HA	4	0.13
(1,2068)	1:B:156:ALA:H	1:B:156:ALA:HA	6	0.13
(1,2068)	1:B:156:ALA:H	1:B:156:ALA:HA	9	0.13
(1,2068)	1:B:156:ALA:H	1:B:156:ALA:HA	13	0.13
(1,2062)	1:B:155:LEU:HD21	1:B:118:MET:HG2	4	0.13
(1,2062)	1:B:155:LEU:HD21	1:B:118:MET:HG3	4	0.13
(1,2062)	1:B:155:LEU:HD22	1:B:118:MET:HG2	4	0.13
(1,2062)	1:B:155:LEU:HD22	1:B:118:MET:HG3	4	0.13
(1,2062)	1:B:155:LEU:HD23	1:B:118:MET:HG2	4	0.13
(1,2062)	1:B:155:LEU:HD23	1:B:118:MET:HG3	4	0.13
(1,2058)	1:B:155:LEU:H	1:B:155:LEU:HA	3	0.13
(1,2058)	1:B:155:LEU:H	1:B:155:LEU:HA	13	0.13
(1,2058)	1:B:155:LEU:H	1:B:155:LEU:HA	15	0.13
(1,2049)	1:B:154:ILE:H	1:B:154:ILE:HG12	13	0.13
(1,2048)	1:B:154:ILE:H	1:B:154:ILE:HA	1	0.13
(1,2048)	1:B:154:ILE:H	1:B:154:ILE:HA	4	0.13
(1,2032)	1:B:152:ALA:HB1	1:B:153:GLY:H	2	0.13
(1,2032)	1:B:152:ALA:HB2	1:B:153:GLY:H	2	0.13
(1,2032)	1:B:152:ALA:HB3	1:B:153:GLY:H	2	0.13
(1,2030)	1:B:152:ALA:H	1:B:152:ALA:HA	2	0.13
(1,2015)	1:B:149:GLY:H	1:B:149:GLY:HA2	1	0.13
(1,2010)	1:B:147:PHE:H	1:B:147:PHE:HA	6	0.13
(1,2002)	1:B:143:LYS:H	1:B:143:LYS:HA	3	0.13
(1,1994)	1:B:140:HIS:H	1:B:140:HIS:HA	2	0.13
(1,1992)	1:B:139:ASN:H	1:B:139:ASN:HA	15	0.13
(1,1981)	1:B:137:VAL:H	1:B:137:VAL:HA	2	0.13
(1,1967)	1:B:135:ASN:H	1:B:135:ASN:HA	7	0.13
(1,1962)	1:B:135:ASN:H	1:B:136:THR:H	5	0.13
(1,1952)	1:B:133:GLN:H	1:B:133:GLN:HA	10	0.13
(1,1952)	1:B:133:GLN:H	1:B:133:GLN:HA	11	0.13
(1,1946)	1:B:132:LEU:H	1:B:132:LEU:HG	6	0.13
(1,1939)	1:B:130:GLY:H	1:B:130:GLY:HA2	14	0.13
(1,1936)	1:B:128:SER:H	1:B:128:SER:HA	6	0.13
(1,1936)	1:B:128:SER:H	1:B:128:SER:HA	15	0.13
(1,1926)	1:B:124:ILE:H	1:B:124:ILE:HA	2	0.13
(1,1926)	1:B:124:ILE:H	1:B:124:ILE:HA	8	0.13
(1,1926)	1:B:124:ILE:H	1:B:124:ILE:HA	12	0.13

*Continued on next page...*

*Continued from previous page...*

Key	Atom-1	Atom-2	Model ID	Violation (Å)
(1,1924)	1:B:122:GLN:H	1:B:122:GLN:HA	6	0.13
(1,1889)	1:B:118:MET:HE1	1:B:156:ALA:HB1	13	0.13
(1,1889)	1:B:118:MET:HE1	1:B:156:ALA:HB2	13	0.13
(1,1889)	1:B:118:MET:HE1	1:B:156:ALA:HB3	13	0.13
(1,1889)	1:B:118:MET:HE2	1:B:156:ALA:HB1	13	0.13
(1,1889)	1:B:118:MET:HE2	1:B:156:ALA:HB2	13	0.13
(1,1889)	1:B:118:MET:HE2	1:B:156:ALA:HB3	13	0.13
(1,1889)	1:B:118:MET:HE3	1:B:156:ALA:HB1	13	0.13
(1,1889)	1:B:118:MET:HE3	1:B:156:ALA:HB2	13	0.13
(1,1889)	1:B:118:MET:HE3	1:B:156:ALA:HB3	13	0.13
(1,188)	1:A:37:PHE:HD1	1:A:38:GLU:H	15	0.13
(1,188)	1:A:37:PHE:HD2	1:A:38:GLU:H	15	0.13
(1,1864)	1:B:116:GLY:H	1:B:117:MET:H	13	0.13
(1,1843)	1:B:112:GLY:H	1:B:112:GLY:HA2	9	0.13
(1,183)	1:A:37:PHE:H	1:A:37:PHE:HA	11	0.13
(1,1824)	1:B:110:GLY:H	1:B:110:GLY:HA2	14	0.13
(1,182)	1:A:37:PHE:H	1:A:36:GLY:HA2	13	0.13
(1,1815)	1:B:108:GLY:H	1:B:108:GLY:HA2	3	0.13
(1,1815)	1:B:108:GLY:H	1:B:108:GLY:HA2	7	0.13
(1,1815)	1:B:108:GLY:H	1:B:108:GLY:HA2	8	0.13
(1,1809)	1:B:107:LEU:HD11	1:B:166:ILE:HB	2	0.13
(1,1809)	1:B:107:LEU:HD12	1:B:166:ILE:HB	2	0.13
(1,1809)	1:B:107:LEU:HD13	1:B:166:ILE:HB	2	0.13
(1,1755)	1:B:95:ASP:H	1:B:172:LYS:HE2	7	0.13
(1,1755)	1:B:95:ASP:H	1:B:172:LYS:HE3	7	0.13
(1,1726)	1:B:86:GLY:H	1:B:86:GLY:HA2	7	0.13
(1,1725)	1:B:86:GLY:H	1:B:86:GLY:HA3	3	0.13
(1,1721)	1:B:83:GLY:HA2	1:B:84:SER:H	7	0.13
(1,1717)	1:B:82:GLU:H	1:B:82:GLU:HA	10	0.13
(1,1701)	1:B:80:SER:H	1:B:80:SER:HA	4	0.13
(1,1701)	1:B:80:SER:H	1:B:80:SER:HA	6	0.13
(1,1701)	1:B:80:SER:H	1:B:80:SER:HA	15	0.13
(1,1692)	1:B:79:SER:H	1:B:79:SER:HA	5	0.13
(1,1690)	1:B:79:SER:H	1:B:78:LEU:HB3	13	0.13
(1,1672)	1:B:77:GLN:H	1:B:77:GLN:HB2	4	0.13
(1,1663)	1:B:75:GLU:H	1:B:75:GLU:HA	13	0.13
(1,1663)	1:B:75:GLU:H	1:B:75:GLU:HA	15	0.13
(1,1658)	1:B:75:GLU:H	1:B:73:LEU:HD11	7	0.13
(1,1658)	1:B:75:GLU:H	1:B:73:LEU:HD12	7	0.13
(1,1658)	1:B:75:GLU:H	1:B:73:LEU:HD13	7	0.13
(1,1651)	1:B:74:GLU:H	1:B:74:GLU:HA	8	0.13
(1,1644)	1:B:74:GLU:H	1:B:75:GLU:H	11	0.13

*Continued on next page...*



*Continued from previous page...*

Key	Atom-1	Atom-2	Model ID	Violation (Å)
(1,1639)	1:B:73:LEU:H	1:B:74:GLU:H	8	0.13
(1,1639)	1:B:73:LEU:H	1:B:74:GLU:H	13	0.13
(1,1628)	1:B:71:LEU:H	1:B:71:LEU:HA	13	0.13
(1,1614)	1:B:70:TYR:H	1:B:72:ASP:H	6	0.13
(1,1614)	1:B:70:TYR:H	1:B:72:ASP:H	11	0.13
(1,161)	1:A:34:SER:H	1:A:34:SER:HA	2	0.13
(1,161)	1:A:34:SER:H	1:A:34:SER:HA	4	0.13
(1,161)	1:A:34:SER:H	1:A:34:SER:HA	15	0.13
(1,16)	1:A:6:GLY:HA2	1:A:7:ASP:H	7	0.13
(1,16)	1:A:6:GLY:HA2	1:A:7:ASP:H	8	0.13
(1,1588)	1:B:66:LYS:H	1:B:66:LYS:HA	2	0.13
(1,1588)	1:B:66:LYS:H	1:B:66:LYS:HA	10	0.13
(1,1578)	1:B:65:ASP:H	1:B:65:ASP:HA	13	0.13
(1,1568)	1:B:64:LEU:H	1:B:64:LEU:HA	1	0.13
(1,1568)	1:B:64:LEU:H	1:B:64:LEU:HA	7	0.13
(1,1561)	1:B:63:GLY:H	1:B:63:GLY:HA2	1	0.13
(1,1558)	1:B:59:HIS:H	1:B:59:HIS:HA	4	0.13
(1,1558)	1:B:59:HIS:H	1:B:59:HIS:HA	15	0.13
(1,1551)	1:B:58:LEU:H	1:B:58:LEU:HD11	1	0.13
(1,1551)	1:B:58:LEU:H	1:B:58:LEU:HD12	1	0.13
(1,1551)	1:B:58:LEU:H	1:B:58:LEU:HD13	1	0.13
(1,1550)	1:B:58:LEU:H	1:B:58:LEU:HA	7	0.13
(1,1537)	1:B:56:ALA:H	1:B:56:ALA:HA	5	0.13
(1,1537)	1:B:56:ALA:H	1:B:56:ALA:HA	6	0.13
(1,1534)	1:B:55:THR:H	1:B:56:ALA:H	7	0.13
(1,1522)	1:B:53:VAL:HA	1:B:54:ASP:H	12	0.13
(1,152)	1:A:33:GLN:H	1:A:33:GLN:HA	2	0.13
(1,1507)	1:B:51:MET:H	1:B:51:MET:HB2	11	0.13
(1,1474)	1:B:43:ASN:H	1:B:43:ASN:HA	10	0.13
(1,1468)	1:B:42:ASN:H	1:B:42:ASN:HA	4	0.13
(1,1460)	1:B:41:ILE:H	1:B:41:ILE:HA	5	0.13
(1,1460)	1:B:41:ILE:H	1:B:41:ILE:HA	9	0.13
(1,1453)	1:B:41:ILE:H	1:B:42:ASN:H	12	0.13
(1,1412)	1:B:35:LEU:HA	1:B:35:LEU:H	5	0.13
(1,1412)	1:B:35:LEU:HA	1:B:35:LEU:H	9	0.13
(1,1405)	1:B:34:SER:H	1:B:34:SER:HA	6	0.13
(1,1399)	1:B:33:GLN:H	1:B:34:SER:H	9	0.13
(1,1396)	1:B:33:GLN:H	1:B:33:GLN:HA	3	0.13
(1,1387)	1:B:32:LYS:H	1:B:32:LYS:HA	9	0.13
(1,1387)	1:B:32:LYS:H	1:B:32:LYS:HA	14	0.13
(1,1377)	1:B:31:LEU:H	1:B:31:LEU:HA	2	0.13
(1,1370)	1:B:30:SER:H	1:B:30:SER:HA	12	0.13

*Continued on next page...*

*Continued from previous page...*

Key	Atom-1	Atom-2	Model ID	Violation (Å)
(1,1344)	1:B:24:THR:HB	1:B:25:LYS:H	10	0.13
(1,1338)	1:B:23:THR:H	1:B:23:THR:HA	2	0.13
(1,1334)	1:B:22:ASP:H	1:B:22:ASP:HB3	10	0.13
(1,133)	1:A:31:LEU:H	1:A:31:LEU:HA	10	0.13
(1,1324)	1:B:19:GLY:H	1:B:19:GLY:HA2	1	0.13
(1,1313)	1:B:16:ALA:H	1:B:16:ALA:HA	2	0.13
(1,1313)	1:B:16:ALA:H	1:B:16:ALA:HA	7	0.13
(1,1313)	1:B:16:ALA:H	1:B:16:ALA:HA	9	0.13
(1,1307)	1:B:15:ASN:H	1:B:15:ASN:HA	7	0.13
(1,1301)	1:B:14:ALA:H	1:B:14:ALA:HA	3	0.13
(1,1292)	1:B:13:ASP:H	1:B:13:ASP:HA	6	0.13
(1,1286)	1:B:12:ASP:H	1:B:12:ASP:HA	11	0.13
(1,127)	1:A:30:SER:H	1:A:30:SER:HB3	13	0.13
(1,1267)	1:B:8:LYS:H	1:B:8:LYS:HA	4	0.13
(1,1267)	1:B:8:LYS:H	1:B:8:LYS:HA	9	0.13
(1,126)	1:A:30:SER:H	1:A:30:SER:HA	2	0.13
(1,126)	1:A:30:SER:H	1:A:30:SER:HA	10	0.13
(1,1257)	1:B:6:GLY:H	1:B:6:GLY:HA3	6	0.13
(1,1254)	1:B:6:GLY:H	1:B:5:PHE:HB3	9	0.13
(1,1249)	1:B:5:PHE:HB3	1:B:5:PHE:H	10	0.13
(1,1242)	1:A:221:GLU:H	1:A:221:GLU:HA	12	0.13
(1,1237)	1:A:219:LEU:H	1:A:219:LEU:HD11	8	0.13
(1,1237)	1:A:219:LEU:H	1:A:219:LEU:HD12	8	0.13
(1,1237)	1:A:219:LEU:H	1:A:219:LEU:HD13	8	0.13
(1,122)	1:A:29:LEU:H	1:A:29:LEU:HB2	2	0.13
(1,1205)	1:A:210:ALA:H	1:A:210:ALA:HA	3	0.13
(1,1205)	1:A:210:ALA:H	1:A:210:ALA:HA	4	0.13
(1,1205)	1:A:210:ALA:H	1:A:210:ALA:HA	9	0.13
(1,1205)	1:A:210:ALA:H	1:A:210:ALA:HA	11	0.13
(1,1117)	1:A:198:MET:H	1:A:198:MET:HA	8	0.13
(1,1104)	1:A:195:LEU:H	1:A:195:LEU:HB2	5	0.13
(1,1103)	1:A:195:LEU:H	1:A:195:LEU:HA	5	0.13
(1,1103)	1:A:195:LEU:H	1:A:195:LEU:HA	6	0.13
(1,1103)	1:A:195:LEU:H	1:A:195:LEU:HA	8	0.13
(1,1103)	1:A:195:LEU:H	1:A:195:LEU:HA	10	0.13
(1,1103)	1:A:195:LEU:H	1:A:195:LEU:HA	11	0.13
(1,1100)	1:A:194:GLY:H	1:A:194:GLY:HA3	2	0.13
(1,1083)	1:A:190:LYS:H	1:A:190:LYS:HA	14	0.13
(1,1076)	1:A:189:PHE:H	1:A:189:PHE:HA	2	0.13
(1,1076)	1:A:189:PHE:H	1:A:189:PHE:HA	6	0.13
(1,1076)	1:A:189:PHE:H	1:A:189:PHE:HA	9	0.13
(1,1074)	1:A:188:LEU:HD21	1:A:196:LYS:HE2	3	0.13

*Continued on next page...*

*Continued from previous page...*

Key	Atom-1	Atom-2	Model ID	Violation (Å)
(1,1074)	1:A:188:LEU:HD21	1:A:196:LYS:HE3	3	0.13
(1,1074)	1:A:188:LEU:HD22	1:A:196:LYS:HE2	3	0.13
(1,1074)	1:A:188:LEU:HD22	1:A:196:LYS:HE3	3	0.13
(1,1074)	1:A:188:LEU:HD23	1:A:196:LYS:HE2	3	0.13
(1,1074)	1:A:188:LEU:HD23	1:A:196:LYS:HE3	3	0.13
(1,1044)	1:A:187:ALA:H	1:A:188:LEU:H	2	0.13
(1,103)	1:A:25:LYS:H	1:A:25:LYS:HD2	11	0.13
(1,1020)	1:A:184:LEU:H	1:A:184:LEU:HA	4	0.13
(1,1020)	1:A:184:LEU:H	1:A:184:LEU:HA	5	0.13
(1,1020)	1:A:184:LEU:H	1:A:184:LEU:HA	7	0.13
(1,1020)	1:A:184:LEU:H	1:A:184:LEU:HA	8	0.13
(1,102)	1:A:25:LYS:H	1:A:25:LYS:HA	2	0.13
(1,102)	1:A:25:LYS:H	1:A:25:LYS:HA	3	0.13
(1,1004)	1:A:183:ALA:H	1:A:184:LEU:H	11	0.13
(1,1000)	1:A:182:GLY:HA2	1:A:183:ALA:H	4	0.13
(1,1000)	1:A:182:GLY:HA3	1:A:183:ALA:H	4	0.13
(1,1000)	1:A:182:GLY:HA2	1:A:183:ALA:H	5	0.13
(1,1000)	1:A:182:GLY:HA3	1:A:183:ALA:H	5	0.13
(1,1000)	1:A:182:GLY:HA2	1:A:183:ALA:H	7	0.13
(1,1000)	1:A:182:GLY:HA3	1:A:183:ALA:H	7	0.13
(1,1000)	1:A:182:GLY:HA2	1:A:183:ALA:H	14	0.13
(1,1000)	1:A:182:GLY:HA3	1:A:183:ALA:H	14	0.13
(1,985)	1:A:180:GLY:HA2	1:A:181:ALA:H	5	0.12
(1,985)	1:A:180:GLY:HA3	1:A:181:ALA:H	5	0.12
(1,985)	1:A:180:GLY:HA2	1:A:181:ALA:H	7	0.12
(1,985)	1:A:180:GLY:HA3	1:A:181:ALA:H	7	0.12
(1,985)	1:A:180:GLY:HA2	1:A:181:ALA:H	8	0.12
(1,985)	1:A:180:GLY:HA3	1:A:181:ALA:H	8	0.12
(1,985)	1:A:180:GLY:HA2	1:A:181:ALA:H	9	0.12
(1,985)	1:A:180:GLY:HA3	1:A:181:ALA:H	9	0.12
(1,985)	1:A:180:GLY:HA2	1:A:181:ALA:H	10	0.12
(1,985)	1:A:180:GLY:HA3	1:A:181:ALA:H	10	0.12
(1,959)	1:A:177:GLY:H	1:A:177:GLY:HA3	2	0.12
(1,959)	1:A:177:GLY:H	1:A:177:GLY:HA3	3	0.12
(1,959)	1:A:177:GLY:H	1:A:177:GLY:HA3	4	0.12
(1,959)	1:A:177:GLY:H	1:A:177:GLY:HA3	5	0.12
(1,959)	1:A:177:GLY:H	1:A:177:GLY:HA3	7	0.12
(1,959)	1:A:177:GLY:H	1:A:177:GLY:HA3	8	0.12
(1,959)	1:A:177:GLY:H	1:A:177:GLY:HA3	9	0.12
(1,959)	1:A:177:GLY:H	1:A:177:GLY:HA3	10	0.12
(1,959)	1:A:177:GLY:H	1:A:177:GLY:HA3	11	0.12
(1,959)	1:A:177:GLY:H	1:A:177:GLY:HA3	12	0.12

*Continued on next page...*

*Continued from previous page...*

Key	Atom-1	Atom-2	Model ID	Violation (Å)
(1,959)	1:A:177:GLY:H	1:A:177:GLY:HA3	13	0.12
(1,959)	1:A:177:GLY:H	1:A:177:GLY:HA3	14	0.12
(1,959)	1:A:177:GLY:H	1:A:177:GLY:HA3	15	0.12
(1,958)	1:A:177:GLY:H	1:A:177:GLY:HA2	1	0.12
(1,910)	1:A:166:ILE:H	1:A:166:ILE:HA	14	0.12
(1,90)	1:A:22:ASP:H	1:A:22:ASP:HB3	12	0.12
(1,896)	1:A:164:SER:H	1:A:164:SER:HA	1	0.12
(1,896)	1:A:164:SER:H	1:A:164:SER:HA	6	0.12
(1,873)	1:A:161:ILE:H	1:A:161:ILE:HG12	2	0.12
(1,860)	1:A:160:ASN:H	1:A:161:ILE:H	1	0.12
(1,848)	1:A:158:SER:H	1:A:158:SER:HA	1	0.12
(1,837)	1:A:157:LEU:HD11	1:A:200:TYR:HD1	10	0.12
(1,837)	1:A:157:LEU:HD11	1:A:200:TYR:HD2	10	0.12
(1,837)	1:A:157:LEU:HD12	1:A:200:TYR:HD1	10	0.12
(1,837)	1:A:157:LEU:HD12	1:A:200:TYR:HD2	10	0.12
(1,837)	1:A:157:LEU:HD13	1:A:200:TYR:HD1	10	0.12
(1,837)	1:A:157:LEU:HD13	1:A:200:TYR:HD2	10	0.12
(1,837)	1:A:157:LEU:HD21	1:A:200:TYR:HD1	10	0.12
(1,837)	1:A:157:LEU:HD21	1:A:200:TYR:HD2	10	0.12
(1,837)	1:A:157:LEU:HD22	1:A:200:TYR:HD1	10	0.12
(1,837)	1:A:157:LEU:HD22	1:A:200:TYR:HD2	10	0.12
(1,837)	1:A:157:LEU:HD23	1:A:200:TYR:HD1	10	0.12
(1,837)	1:A:157:LEU:HD23	1:A:200:TYR:HD2	10	0.12
(1,828)	1:A:157:LEU:H	1:A:158:SER:H	10	0.12
(1,824)	1:A:156:ALA:H	1:A:156:ALA:HA	4	0.12
(1,824)	1:A:156:ALA:H	1:A:156:ALA:HA	5	0.12
(1,824)	1:A:156:ALA:H	1:A:156:ALA:HA	13	0.12
(1,814)	1:A:155:LEU:H	1:A:155:LEU:HA	4	0.12
(1,814)	1:A:155:LEU:H	1:A:155:LEU:HA	5	0.12
(1,814)	1:A:155:LEU:H	1:A:155:LEU:HA	12	0.12
(1,804)	1:A:154:ILE:H	1:A:154:ILE:HA	5	0.12
(1,797)	1:A:153:GLY:HA2	1:A:154:ILE:H	10	0.12
(1,797)	1:A:153:GLY:HA3	1:A:154:ILE:H	10	0.12
(1,788)	1:A:152:ALA:HB1	1:A:153:GLY:H	11	0.12
(1,788)	1:A:152:ALA:HB2	1:A:153:GLY:H	11	0.12
(1,788)	1:A:152:ALA:HB3	1:A:153:GLY:H	11	0.12
(1,786)	1:A:152:ALA:H	1:A:152:ALA:HA	4	0.12
(1,786)	1:A:152:ALA:H	1:A:152:ALA:HA	9	0.12
(1,772)	1:A:149:GLY:HA3	1:A:150:ASN:H	7	0.12
(1,771)	1:A:149:GLY:H	1:A:149:GLY:HA2	15	0.12
(1,761)	1:A:144:ARG:H	1:A:144:ARG:HA	11	0.12
(1,758)	1:A:143:LYS:H	1:A:143:LYS:HA	4	0.12

*Continued on next page...*

*Continued from previous page...*

Key	Atom-1	Atom-2	Model ID	Violation (Å)
(1,750)	1:A:140:HIS:H	1:A:140:HIS:HA	14	0.12
(1,737)	1:A:137:VAL:H	1:A:137:VAL:HA	7	0.12
(1,730)	1:A:136:THR:H	1:A:136:THR:HA	9	0.12
(1,723)	1:A:135:ASN:H	1:A:135:ASN:HA	8	0.12
(1,723)	1:A:135:ASN:H	1:A:135:ASN:HA	9	0.12
(1,723)	1:A:135:ASN:H	1:A:135:ASN:HA	10	0.12
(1,703)	1:A:132:LEU:H	1:A:132:LEU:HA	10	0.12
(1,697)	1:A:131:LYS:H	1:A:131:LYS:HA	11	0.12
(1,697)	1:A:131:LYS:H	1:A:131:LYS:HA	14	0.12
(1,697)	1:A:131:LYS:H	1:A:131:LYS:HA	15	0.12
(1,69)	1:A:16:ALA:H	1:A:16:ALA:HA	2	0.12
(1,69)	1:A:16:ALA:H	1:A:16:ALA:HA	8	0.12
(1,682)	1:A:124:ILE:H	1:A:124:ILE:HA	7	0.12
(1,669)	1:A:121:LEU:H	1:A:121:LEU:HB2	8	0.12
(1,657)	1:A:119:GLN:H	1:A:119:GLN:HB2	11	0.12
(1,642)	1:A:118:MET:H	1:A:118:MET:HE1	12	0.12
(1,642)	1:A:118:MET:H	1:A:118:MET:HE2	12	0.12
(1,642)	1:A:118:MET:H	1:A:118:MET:HE3	12	0.12
(1,63)	1:A:15:ASN:H	1:A:15:ASN:HA	14	0.12
(1,626)	1:A:117:MET:H	1:A:119:GLN:H	12	0.12
(1,618)	1:A:115:SER:H	1:A:115:SER:HA	13	0.12
(1,611)	1:A:114:PHE:HB3	1:A:115:SER:H	2	0.12
(1,611)	1:A:114:PHE:HB3	1:A:115:SER:H	13	0.12
(1,599)	1:A:112:GLY:H	1:A:112:GLY:HA2	4	0.12
(1,599)	1:A:112:GLY:H	1:A:112:GLY:HA2	5	0.12
(1,599)	1:A:112:GLY:H	1:A:112:GLY:HA2	12	0.12
(1,594)	1:A:111:ILE:HG21	1:A:112:GLY:H	1	0.12
(1,594)	1:A:111:ILE:HG22	1:A:112:GLY:H	1	0.12
(1,594)	1:A:111:ILE:HG23	1:A:112:GLY:H	1	0.12
(1,594)	1:A:111:ILE:HG21	1:A:112:GLY:H	10	0.12
(1,594)	1:A:111:ILE:HG22	1:A:112:GLY:H	10	0.12
(1,594)	1:A:111:ILE:HG23	1:A:112:GLY:H	10	0.12
(1,580)	1:A:110:GLY:H	1:A:110:GLY:HA2	6	0.12
(1,556)	1:A:106:LEU:H	1:A:106:LEU:HA	3	0.12
(1,556)	1:A:106:LEU:H	1:A:106:LEU:HA	4	0.12
(1,556)	1:A:106:LEU:H	1:A:106:LEU:HA	11	0.12
(1,519)	1:A:96:ASP:H	1:A:170:ARG:HG2	2	0.12
(1,519)	1:A:96:ASP:H	1:A:170:ARG:HG3	2	0.12
(1,517)	1:A:96:ASP:H	1:A:97:LEU:HD11	13	0.12
(1,517)	1:A:96:ASP:H	1:A:97:LEU:HD12	13	0.12
(1,517)	1:A:96:ASP:H	1:A:97:LEU:HD13	13	0.12
(1,511)	1:A:95:ASP:H	1:A:172:LYS:HE2	11	0.12

*Continued on next page...*

*Continued from previous page...*

Key	Atom-1	Atom-2	Model ID	Violation (Å)
(1,511)	1:A:95:ASP:H	1:A:172:LYS:HE3	11	0.12
(1,506)	1:A:94:THR:HA	1:A:95:ASP:H	9	0.12
(1,502)	1:A:91:ARG:H	1:A:91:ARG:HA	6	0.12
(1,502)	1:A:91:ARG:H	1:A:91:ARG:HA	12	0.12
(1,483)	1:A:86:GLY:HA3	1:A:87:LEU:H	6	0.12
(1,482)	1:A:86:GLY:H	1:A:86:GLY:HA2	9	0.12
(1,481)	1:A:86:GLY:H	1:A:86:GLY:HA3	12	0.12
(1,479)	1:A:84:SER:H	1:A:84:SER:HA	2	0.12
(1,476)	1:A:83:GLY:H	1:A:83:GLY:HA2	9	0.12
(1,470)	1:A:81:LEU:HB2	1:A:82:GLU:H	8	0.12
(1,470)	1:A:81:LEU:HB2	1:A:82:GLU:H	13	0.12
(1,469)	1:A:81:LEU:H	1:A:82:GLU:H	8	0.12
(1,454)	1:A:80:SER:H	1:A:78:LEU:HB2	2	0.12
(1,437)	1:A:78:LEU:H	1:A:78:LEU:HA	12	0.12
(1,43)	1:A:12:ASP:H	1:A:12:ASP:HB2	4	0.12
(1,420)	1:A:76:GLU:H	1:A:77:GLN:H	14	0.12
(1,407)	1:A:74:GLU:H	1:A:74:GLU:HA	9	0.12
(1,405)	1:A:74:GLU:H	1:A:73:LEU:HB3	4	0.12
(1,404)	1:A:74:GLU:H	1:A:73:LEU:HB2	4	0.12
(1,400)	1:A:74:GLU:H	1:A:75:GLU:H	5	0.12
(1,376)	1:A:70:TYR:H	1:A:70:TYR:HA	12	0.12
(1,370)	1:A:70:TYR:H	1:A:72:ASP:H	5	0.12
(1,367)	1:A:69:GLU:H	1:A:69:GLU:HA	4	0.12
(1,367)	1:A:69:GLU:H	1:A:69:GLU:HA	5	0.12
(1,367)	1:A:69:GLU:H	1:A:69:GLU:HA	7	0.12
(1,367)	1:A:69:GLU:H	1:A:69:GLU:HA	10	0.12
(1,360)	1:A:69:GLU:H	1:A:70:TYR:H	9	0.12
(1,344)	1:A:66:LYS:H	1:A:66:LYS:HA	8	0.12
(1,341)	1:A:66:LYS:H	1:A:65:ASP:HB2	2	0.12
(1,318)	1:A:63:GLY:H	1:A:64:LEU:H	3	0.12
(1,317)	1:A:63:GLY:H	1:A:63:GLY:HA2	13	0.12
(1,314)	1:A:59:HIS:H	1:A:59:HIS:HA	5	0.12
(1,314)	1:A:59:HIS:H	1:A:59:HIS:HA	9	0.12
(1,312)	1:A:58:LEU:H	1:A:59:HIS:H	6	0.12
(1,312)	1:A:58:LEU:H	1:A:59:HIS:H	13	0.12
(1,308)	1:A:58:LEU:HG	1:A:59:HIS:H	8	0.12
(1,307)	1:A:58:LEU:H	1:A:58:LEU:HD11	5	0.12
(1,307)	1:A:58:LEU:H	1:A:58:LEU:HD12	5	0.12
(1,307)	1:A:58:LEU:H	1:A:58:LEU:HD13	5	0.12
(1,306)	1:A:58:LEU:H	1:A:58:LEU:HA	1	0.12
(1,306)	1:A:58:LEU:H	1:A:58:LEU:HA	7	0.12
(1,306)	1:A:58:LEU:H	1:A:58:LEU:HA	11	0.12

*Continued on next page...*



*Continued from previous page...*

Key	Atom-1	Atom-2	Model ID	Violation (Å)
(1,306)	1:A:58:LEU:H	1:A:58:LEU:HA	14	0.12
(1,301)	1:A:57:ARG:HB2	1:A:58:LEU:H	1	0.12
(1,293)	1:A:56:ALA:H	1:A:56:ALA:HA	1	0.12
(1,293)	1:A:56:ALA:H	1:A:56:ALA:HA	6	0.12
(1,293)	1:A:56:ALA:H	1:A:56:ALA:HA	10	0.12
(1,293)	1:A:56:ALA:H	1:A:56:ALA:HA	12	0.12
(1,293)	1:A:56:ALA:H	1:A:56:ALA:HA	13	0.12
(1,290)	1:A:55:THR:H	1:A:56:ALA:H	3	0.12
(1,290)	1:A:55:THR:H	1:A:56:ALA:H	8	0.12
(1,262)	1:A:51:MET:H	1:A:51:MET:HA	15	0.12
(1,2605)	2:C:7:SER:H	1:A:80:SER:HB2	9	0.12
(1,2605)	2:C:7:SER:H	1:A:80:SER:HB3	9	0.12
(1,2605)	2:C:7:SER:H	1:B:80:SER:HB2	9	0.12
(1,2605)	2:C:7:SER:H	1:B:80:SER:HB3	9	0.12
(1,2598)	2:C:20:SER:H	1:A:68:VAL:HG11	13	0.12
(1,2598)	2:C:20:SER:H	1:A:68:VAL:HG12	13	0.12
(1,2598)	2:C:20:SER:H	1:A:68:VAL:HG13	13	0.12
(1,2598)	2:C:20:SER:H	1:B:68:VAL:HG11	13	0.12
(1,2598)	2:C:20:SER:H	1:B:68:VAL:HG12	13	0.12
(1,2598)	2:C:20:SER:H	1:B:68:VAL:HG13	13	0.12
(1,2557)	1:B:71:LEU:H	1:A:70:TYR:HA	15	0.12
(1,2519)	1:A:71:LEU:H	1:B:70:TYR:HB2	2	0.12
(1,2519)	1:A:71:LEU:H	1:B:70:TYR:HB3	2	0.12
(1,251)	1:A:46:SER:HB2	1:A:47:GLY:H	5	0.12
(1,250)	1:A:46:SER:HA	1:A:47:GLY:H	13	0.12
(1,2487)	1:B:222:LYS:H	1:B:222:LYS:HA	14	0.12
(1,2485)	1:B:220:LEU:H	1:B:220:LEU:HA	9	0.12
(1,2449)	1:B:210:ALA:H	1:B:210:ALA:HA	3	0.12
(1,2449)	1:B:210:ALA:H	1:B:210:ALA:HA	4	0.12
(1,2449)	1:B:210:ALA:H	1:B:210:ALA:HA	8	0.12
(1,2449)	1:B:210:ALA:H	1:B:210:ALA:HA	13	0.12
(1,2442)	1:B:209:CYS:H	1:B:209:CYS:HA	12	0.12
(1,240)	1:A:45:ILE:H	1:A:45:ILE:HA	9	0.12
(1,2375)	1:B:200:TYR:H	1:B:201:SER:H	11	0.12
(1,2347)	1:B:195:LEU:H	1:B:195:LEU:HA	9	0.12
(1,2343)	1:B:194:GLY:H	1:B:194:GLY:HA2	1	0.12
(1,2339)	1:B:193:LYS:H	1:B:193:LYS:HA	4	0.12
(1,2334)	1:B:191:SER:H	1:B:191:SER:HB2	6	0.12
(1,2331)	1:B:190:LYS:HG2	1:B:191:SER:H	10	0.12
(1,233)	1:A:44:ILE:H	1:A:44:ILE:HA	2	0.12
(1,233)	1:A:44:ILE:H	1:A:44:ILE:HA	6	0.12
(1,2320)	1:B:189:PHE:H	1:B:189:PHE:HA	1	0.12

*Continued on next page...*

*Continued from previous page...*

Key	Atom-1	Atom-2	Model ID	Violation (Å)
(1,2320)	1:B:189:PHE:H	1:B:189:PHE:HA	2	0.12
(1,2298)	1:B:187:ALA:HB1	1:B:198:MET:HB2	7	0.12
(1,2298)	1:B:187:ALA:HB1	1:B:198:MET:HB3	7	0.12
(1,2298)	1:B:187:ALA:HB2	1:B:198:MET:HB2	7	0.12
(1,2298)	1:B:187:ALA:HB2	1:B:198:MET:HB3	7	0.12
(1,2298)	1:B:187:ALA:HB3	1:B:198:MET:HB2	7	0.12
(1,2298)	1:B:187:ALA:HB3	1:B:198:MET:HB3	7	0.12
(1,2267)	1:B:184:LEU:HD11	1:B:205:VAL:HG21	7	0.12
(1,2267)	1:B:184:LEU:HD11	1:B:205:VAL:HG22	7	0.12
(1,2267)	1:B:184:LEU:HD11	1:B:205:VAL:HG23	7	0.12
(1,2267)	1:B:184:LEU:HD12	1:B:205:VAL:HG21	7	0.12
(1,2267)	1:B:184:LEU:HD12	1:B:205:VAL:HG22	7	0.12
(1,2267)	1:B:184:LEU:HD12	1:B:205:VAL:HG23	7	0.12
(1,2267)	1:B:184:LEU:HD13	1:B:205:VAL:HG21	7	0.12
(1,2267)	1:B:184:LEU:HD13	1:B:205:VAL:HG22	7	0.12
(1,2267)	1:B:184:LEU:HD13	1:B:205:VAL:HG23	7	0.12
(1,2267)	1:B:184:LEU:HD21	1:B:205:VAL:HG21	7	0.12
(1,2267)	1:B:184:LEU:HD21	1:B:205:VAL:HG22	7	0.12
(1,2267)	1:B:184:LEU:HD21	1:B:205:VAL:HG23	7	0.12
(1,2267)	1:B:184:LEU:HD22	1:B:205:VAL:HG21	7	0.12
(1,2267)	1:B:184:LEU:HD22	1:B:205:VAL:HG22	7	0.12
(1,2267)	1:B:184:LEU:HD22	1:B:205:VAL:HG23	7	0.12
(1,2267)	1:B:184:LEU:HD23	1:B:205:VAL:HG21	7	0.12
(1,2267)	1:B:184:LEU:HD23	1:B:205:VAL:HG22	7	0.12
(1,2267)	1:B:184:LEU:HD23	1:B:205:VAL:HG23	7	0.12
(1,2264)	1:B:184:LEU:H	1:B:184:LEU:HA	2	0.12
(1,2264)	1:B:184:LEU:H	1:B:184:LEU:HA	7	0.12
(1,2264)	1:B:184:LEU:H	1:B:184:LEU:HA	10	0.12
(1,2264)	1:B:184:LEU:H	1:B:184:LEU:HA	11	0.12
(1,2248)	1:B:183:ALA:H	1:B:184:LEU:H	9	0.12
(1,2248)	1:B:183:ALA:H	1:B:184:LEU:H	15	0.12
(1,2244)	1:B:182:GLY:HA2	1:B:183:ALA:H	2	0.12
(1,2244)	1:B:182:GLY:HA3	1:B:183:ALA:H	2	0.12
(1,2244)	1:B:182:GLY:HA2	1:B:183:ALA:H	3	0.12
(1,2244)	1:B:182:GLY:HA3	1:B:183:ALA:H	3	0.12
(1,2244)	1:B:182:GLY:HA2	1:B:183:ALA:H	6	0.12
(1,2244)	1:B:182:GLY:HA3	1:B:183:ALA:H	6	0.12
(1,2244)	1:B:182:GLY:HA2	1:B:183:ALA:H	12	0.12
(1,2244)	1:B:182:GLY:HA3	1:B:183:ALA:H	12	0.12
(1,2244)	1:B:182:GLY:HA2	1:B:183:ALA:H	15	0.12
(1,2244)	1:B:182:GLY:HA3	1:B:183:ALA:H	15	0.12
(1,2229)	1:B:180:GLY:HA2	1:B:181:ALA:H	5	0.12

*Continued on next page...*

*Continued from previous page...*

Key	Atom-1	Atom-2	Model ID	Violation (Å)
(1,2229)	1:B:180:GLY:HA3	1:B:181:ALA:H	5	0.12
(1,2229)	1:B:180:GLY:HA2	1:B:181:ALA:H	8	0.12
(1,2229)	1:B:180:GLY:HA3	1:B:181:ALA:H	8	0.12
(1,2229)	1:B:180:GLY:HA2	1:B:181:ALA:H	9	0.12
(1,2229)	1:B:180:GLY:HA3	1:B:181:ALA:H	9	0.12
(1,2229)	1:B:180:GLY:HA2	1:B:181:ALA:H	13	0.12
(1,2229)	1:B:180:GLY:HA3	1:B:181:ALA:H	13	0.12
(1,2229)	1:B:180:GLY:HA2	1:B:181:ALA:H	14	0.12
(1,2229)	1:B:180:GLY:HA3	1:B:181:ALA:H	14	0.12
(1,2229)	1:B:180:GLY:HA2	1:B:181:ALA:H	15	0.12
(1,2229)	1:B:180:GLY:HA3	1:B:181:ALA:H	15	0.12
(1,2203)	1:B:177:GLY:H	1:B:177:GLY:HA3	1	0.12
(1,2203)	1:B:177:GLY:H	1:B:177:GLY:HA3	2	0.12
(1,2203)	1:B:177:GLY:H	1:B:177:GLY:HA3	3	0.12
(1,2203)	1:B:177:GLY:H	1:B:177:GLY:HA3	4	0.12
(1,2203)	1:B:177:GLY:H	1:B:177:GLY:HA3	5	0.12
(1,2203)	1:B:177:GLY:H	1:B:177:GLY:HA3	6	0.12
(1,2203)	1:B:177:GLY:H	1:B:177:GLY:HA3	7	0.12
(1,2203)	1:B:177:GLY:H	1:B:177:GLY:HA3	8	0.12
(1,2203)	1:B:177:GLY:H	1:B:177:GLY:HA3	9	0.12
(1,2203)	1:B:177:GLY:H	1:B:177:GLY:HA3	11	0.12
(1,2203)	1:B:177:GLY:H	1:B:177:GLY:HA3	12	0.12
(1,2203)	1:B:177:GLY:H	1:B:177:GLY:HA3	13	0.12
(1,2203)	1:B:177:GLY:H	1:B:177:GLY:HA3	15	0.12
(1,2170)	1:B:169:LEU:H	1:B:169:LEU:HD11	10	0.12
(1,2170)	1:B:169:LEU:H	1:B:169:LEU:HD12	10	0.12
(1,2170)	1:B:169:LEU:H	1:B:169:LEU:HD13	10	0.12
(1,2117)	1:B:161:ILE:H	1:B:161:ILE:HG12	1	0.12
(1,2104)	1:B:160:ASN:H	1:B:161:ILE:H	9	0.12
(1,2101)	1:B:159:TYR:H	1:B:159:TYR:HB3	14	0.12
(1,2092)	1:B:158:SER:H	1:B:158:SER:HA	14	0.12
(1,2084)	1:B:157:LEU:HD11	1:B:204:MET:HB2	9	0.12
(1,2084)	1:B:157:LEU:HD11	1:B:204:MET:HB3	9	0.12
(1,2084)	1:B:157:LEU:HD12	1:B:204:MET:HB2	9	0.12
(1,2084)	1:B:157:LEU:HD12	1:B:204:MET:HB3	9	0.12
(1,2084)	1:B:157:LEU:HD13	1:B:204:MET:HB2	9	0.12
(1,2084)	1:B:157:LEU:HD13	1:B:204:MET:HB3	9	0.12
(1,2084)	1:B:157:LEU:HD21	1:B:204:MET:HB2	9	0.12
(1,2084)	1:B:157:LEU:HD21	1:B:204:MET:HB3	9	0.12
(1,2084)	1:B:157:LEU:HD22	1:B:204:MET:HB2	9	0.12
(1,2084)	1:B:157:LEU:HD22	1:B:204:MET:HB3	9	0.12
(1,2084)	1:B:157:LEU:HD23	1:B:204:MET:HB2	9	0.12

*Continued on next page...*

*Continued from previous page...*

Key	Atom-1	Atom-2	Model ID	Violation (Å)
(1,2084)	1:B:157:LEU:HD23	1:B:204:MET:HB3	9	0.12
(1,2068)	1:B:156:ALA:H	1:B:156:ALA:HA	2	0.12
(1,2068)	1:B:156:ALA:H	1:B:156:ALA:HA	7	0.12
(1,2068)	1:B:156:ALA:H	1:B:156:ALA:HA	8	0.12
(1,2068)	1:B:156:ALA:H	1:B:156:ALA:HA	15	0.12
(1,2058)	1:B:155:LEU:H	1:B:155:LEU:HA	2	0.12
(1,2058)	1:B:155:LEU:H	1:B:155:LEU:HA	8	0.12
(1,2048)	1:B:154:ILE:H	1:B:154:ILE:HA	6	0.12
(1,2036)	1:B:152:ALA:HB1	1:B:122:GLN:HG2	12	0.12
(1,2036)	1:B:152:ALA:HB1	1:B:122:GLN:HG3	12	0.12
(1,2036)	1:B:152:ALA:HB2	1:B:122:GLN:HG2	12	0.12
(1,2036)	1:B:152:ALA:HB2	1:B:122:GLN:HG3	12	0.12
(1,2036)	1:B:152:ALA:HB3	1:B:122:GLN:HG2	12	0.12
(1,2036)	1:B:152:ALA:HB3	1:B:122:GLN:HG3	12	0.12
(1,2030)	1:B:152:ALA:H	1:B:152:ALA:HA	12	0.12
(1,2030)	1:B:152:ALA:H	1:B:152:ALA:HA	14	0.12
(1,2024)	1:B:152:ALA:H	1:B:153:GLY:H	15	0.12
(1,2015)	1:B:149:GLY:H	1:B:149:GLY:HA2	5	0.12
(1,2007)	1:B:145:GLY:H	1:B:145:GLY:HA2	1	0.12
(1,2007)	1:B:145:GLY:H	1:B:145:GLY:HA2	5	0.12
(1,2007)	1:B:145:GLY:H	1:B:145:GLY:HA2	11	0.12
(1,2005)	1:B:144:ARG:H	1:B:144:ARG:HA	5	0.12
(1,1994)	1:B:140:HIS:H	1:B:140:HIS:HA	5	0.12
(1,1992)	1:B:139:ASN:H	1:B:139:ASN:HA	5	0.12
(1,1992)	1:B:139:ASN:H	1:B:139:ASN:HA	13	0.12
(1,1981)	1:B:137:VAL:H	1:B:137:VAL:HA	12	0.12
(1,1974)	1:B:136:THR:H	1:B:136:THR:HA	6	0.12
(1,1970)	1:B:136:THR:H	1:B:137:VAL:H	4	0.12
(1,1962)	1:B:135:ASN:H	1:B:136:THR:H	9	0.12
(1,1952)	1:B:133:GLN:H	1:B:133:GLN:HA	4	0.12
(1,1952)	1:B:133:GLN:H	1:B:133:GLN:HA	5	0.12
(1,1946)	1:B:132:LEU:H	1:B:132:LEU:HG	12	0.12
(1,1936)	1:B:128:SER:H	1:B:128:SER:HA	3	0.12
(1,1924)	1:B:122:GLN:H	1:B:122:GLN:HA	10	0.12
(1,1924)	1:B:122:GLN:H	1:B:122:GLN:HA	14	0.12
(1,1922)	1:B:121:LEU:HD21	1:B:152:ALA:HB1	12	0.12
(1,1922)	1:B:121:LEU:HD21	1:B:152:ALA:HB2	12	0.12
(1,1922)	1:B:121:LEU:HD21	1:B:152:ALA:HB3	12	0.12
(1,1922)	1:B:121:LEU:HD22	1:B:152:ALA:HB1	12	0.12
(1,1922)	1:B:121:LEU:HD22	1:B:152:ALA:HB2	12	0.12
(1,1922)	1:B:121:LEU:HD22	1:B:152:ALA:HB3	12	0.12
(1,1922)	1:B:121:LEU:HD23	1:B:152:ALA:HB1	12	0.12

*Continued on next page...*

*Continued from previous page...*

Key	Atom-1	Atom-2	Model ID	Violation (Å)
(1,1922)	1:B:121:LEU:HD23	1:B:152:ALA:HB2	12	0.12
(1,1922)	1:B:121:LEU:HD23	1:B:152:ALA:HB3	12	0.12
(1,1897)	1:B:119:GLN:H	1:B:120:GLY:H	4	0.12
(1,1890)	1:B:118:MET:HE1	1:B:156:ALA:H	10	0.12
(1,1890)	1:B:118:MET:HE2	1:B:156:ALA:H	10	0.12
(1,1890)	1:B:118:MET:HE3	1:B:156:ALA:H	10	0.12
(1,1862)	1:B:115:SER:H	1:B:115:SER:HA	3	0.12
(1,1855)	1:B:114:PHE:HB3	1:B:115:SER:H	4	0.12
(1,1824)	1:B:110:GLY:H	1:B:110:GLY:HA2	7	0.12
(1,1815)	1:B:108:GLY:H	1:B:108:GLY:HA2	2	0.12
(1,1811)	1:B:107:LEU:HD11	1:B:166:ILE:H	5	0.12
(1,1811)	1:B:107:LEU:HD12	1:B:166:ILE:H	5	0.12
(1,1811)	1:B:107:LEU:HD13	1:B:166:ILE:H	5	0.12
(1,1787)	1:B:104:VAL:HG11	1:B:167:ASP:H	14	0.12
(1,1787)	1:B:104:VAL:HG12	1:B:167:ASP:H	14	0.12
(1,1787)	1:B:104:VAL:HG13	1:B:167:ASP:H	14	0.12
(1,1772)	1:B:103:ALA:HB1	1:B:166:ILE:HG21	15	0.12
(1,1772)	1:B:103:ALA:HB1	1:B:166:ILE:HG22	15	0.12
(1,1772)	1:B:103:ALA:HB1	1:B:166:ILE:HG23	15	0.12
(1,1772)	1:B:103:ALA:HB2	1:B:166:ILE:HG21	15	0.12
(1,1772)	1:B:103:ALA:HB2	1:B:166:ILE:HG22	15	0.12
(1,1772)	1:B:103:ALA:HB2	1:B:166:ILE:HG23	15	0.12
(1,1772)	1:B:103:ALA:HB3	1:B:166:ILE:HG21	15	0.12
(1,1772)	1:B:103:ALA:HB3	1:B:166:ILE:HG22	15	0.12
(1,1772)	1:B:103:ALA:HB3	1:B:166:ILE:HG23	15	0.12
(1,1759)	1:B:96:ASP:H	1:B:96:ASP:HA	2	0.12
(1,1750)	1:B:94:THR:HA	1:B:95:ASP:H	3	0.12
(1,1750)	1:B:94:THR:HA	1:B:95:ASP:H	12	0.12
(1,1746)	1:B:91:ARG:H	1:B:91:ARG:HA	2	0.12
(1,1745)	1:B:90:SER:H	1:B:91:ARG:H	15	0.12
(1,1726)	1:B:86:GLY:H	1:B:86:GLY:HA2	5	0.12
(1,1723)	1:B:84:SER:H	1:B:84:SER:HA	3	0.12
(1,1722)	1:B:84:SER:H	1:B:84:SER:HB2	5	0.12
(1,1717)	1:B:82:GLU:H	1:B:82:GLU:HA	7	0.12
(1,17)	1:A:7:ASP:H	1:A:7:ASP:HA	1	0.12
(1,1681)	1:B:78:LEU:H	1:B:78:LEU:HA	14	0.12
(1,168)	1:A:35:LEU:HA	1:A:35:LEU:H	12	0.12
(1,1664)	1:B:76:GLU:H	1:B:77:GLN:H	6	0.12
(1,1651)	1:B:74:GLU:H	1:B:74:GLU:HA	1	0.12
(1,1651)	1:B:74:GLU:H	1:B:74:GLU:HA	14	0.12
(1,1620)	1:B:70:TYR:H	1:B:70:TYR:HA	8	0.12
(1,1614)	1:B:70:TYR:H	1:B:72:ASP:H	5	0.12

*Continued on next page...*

*Continued from previous page...*

Key	Atom-1	Atom-2	Model ID	Violation (Å)
(1,1614)	1:B:70:TYR:H	1:B:72:ASP:H	8	0.12
(1,1611)	1:B:69:GLU:H	1:B:69:GLU:HA	15	0.12
(1,161)	1:A:34:SER:H	1:A:34:SER:HA	7	0.12
(1,1604)	1:B:69:GLU:H	1:B:70:TYR:H	5	0.12
(1,16)	1:A:6:GLY:HA2	1:A:7:ASP:H	2	0.12
(1,1597)	1:B:67:GLY:H	1:B:66:LYS:HD2	7	0.12
(1,1588)	1:B:66:LYS:H	1:B:66:LYS:HA	14	0.12
(1,1568)	1:B:64:LEU:H	1:B:64:LEU:HA	10	0.12
(1,1567)	1:B:64:LEU:H	1:B:63:GLY:HA2	11	0.12
(1,1561)	1:B:63:GLY:H	1:B:63:GLY:HA2	12	0.12
(1,1558)	1:B:59:HIS:H	1:B:59:HIS:HA	9	0.12
(1,1550)	1:B:58:LEU:H	1:B:58:LEU:HA	2	0.12
(1,1550)	1:B:58:LEU:H	1:B:58:LEU:HA	3	0.12
(1,155)	1:A:33:GLN:H	1:A:34:SER:H	6	0.12
(1,1537)	1:B:56:ALA:H	1:B:56:ALA:HA	7	0.12
(1,1537)	1:B:56:ALA:H	1:B:56:ALA:HA	15	0.12
(1,1525)	1:B:54:ASP:H	1:B:54:ASP:HA	2	0.12
(1,1522)	1:B:53:VAL:HA	1:B:54:ASP:H	13	0.12
(1,1520)	1:B:53:VAL:HG11	1:B:54:ASP:H	14	0.12
(1,1520)	1:B:53:VAL:HG12	1:B:54:ASP:H	14	0.12
(1,1520)	1:B:53:VAL:HG13	1:B:54:ASP:H	14	0.12
(1,152)	1:A:33:GLN:H	1:A:33:GLN:HA	13	0.12
(1,1506)	1:B:51:MET:H	1:B:51:MET:HA	13	0.12
(1,1502)	1:B:50:GLY:H	1:B:49:GLY:HA2	9	0.12
(1,1477)	1:B:44:ILE:H	1:B:44:ILE:HA	5	0.12
(1,1477)	1:B:44:ILE:H	1:B:44:ILE:HA	9	0.12
(1,1477)	1:B:44:ILE:H	1:B:44:ILE:HA	12	0.12
(1,1476)	1:B:43:ASN:HB2	1:B:44:ILE:H	7	0.12
(1,1474)	1:B:43:ASN:H	1:B:43:ASN:HA	13	0.12
(1,1460)	1:B:41:ILE:H	1:B:41:ILE:HA	8	0.12
(1,1446)	1:B:40:ASN:H	1:B:40:ASN:HA	14	0.12
(1,1438)	1:B:38:GLU:H	1:B:38:GLU:HB2	15	0.12
(1,143)	1:A:32:LYS:H	1:A:32:LYS:HA	3	0.12
(1,143)	1:A:32:LYS:H	1:A:32:LYS:HA	11	0.12
(1,1427)	1:B:37:PHE:H	1:B:37:PHE:HA	6	0.12
(1,1426)	1:B:37:PHE:H	1:B:36:GLY:HA2	15	0.12
(1,1405)	1:B:34:SER:H	1:B:34:SER:HA	14	0.12
(1,1405)	1:B:34:SER:H	1:B:34:SER:HA	15	0.12
(1,1397)	1:B:33:GLN:HB2	1:B:34:SER:H	5	0.12
(1,1387)	1:B:32:LYS:H	1:B:32:LYS:HA	2	0.12
(1,1377)	1:B:31:LEU:H	1:B:31:LEU:HA	1	0.12
(1,1354)	1:B:27:LYS:H	1:B:27:LYS:HA	14	0.12

*Continued on next page...*



*Continued from previous page...*

Key	Atom-1	Atom-2	Model ID	Violation (Å)
(1,1349)	1:B:27:LYS:H	1:B:26:PRO:HB2	11	0.12
(1,1348)	1:B:25:LYS:H	1:B:25:LYS:HD3	3	0.12
(1,134)	1:A:31:LEU:H	1:A:31:LEU:HD11	8	0.12
(1,134)	1:A:31:LEU:H	1:A:31:LEU:HD12	8	0.12
(1,134)	1:A:31:LEU:H	1:A:31:LEU:HD13	8	0.12
(1,1335)	1:B:22:ASP:H	1:B:22:ASP:HA	2	0.12
(1,1332)	1:B:21:GLN:HA	1:B:22:ASP:H	9	0.12
(1,133)	1:A:31:LEU:H	1:A:31:LEU:HA	1	0.12
(1,133)	1:A:31:LEU:H	1:A:31:LEU:HA	9	0.12
(1,133)	1:A:31:LEU:H	1:A:31:LEU:HA	13	0.12
(1,133)	1:A:31:LEU:H	1:A:31:LEU:HA	15	0.12
(1,1325)	1:B:20:GLY:H	1:B:20:GLY:HA2	5	0.12
(1,1319)	1:B:18:VAL:H	1:B:17:ALA:HB1	3	0.12
(1,1319)	1:B:18:VAL:H	1:B:17:ALA:HB2	3	0.12
(1,1319)	1:B:18:VAL:H	1:B:17:ALA:HB3	3	0.12
(1,1312)	1:B:15:ASN:H	1:B:16:ALA:H	5	0.12
(1,1307)	1:B:15:ASN:H	1:B:15:ASN:HA	10	0.12
(1,1306)	1:B:15:ASN:H	1:B:15:ASN:HB3	4	0.12
(1,1301)	1:B:14:ALA:H	1:B:14:ALA:HA	7	0.12
(1,1292)	1:B:13:ASP:H	1:B:13:ASP:HA	1	0.12
(1,1292)	1:B:13:ASP:H	1:B:13:ASP:HA	15	0.12
(1,1288)	1:B:12:ASP:H	1:B:13:ASP:H	3	0.12
(1,1261)	1:B:7:ASP:H	1:B:7:ASP:HA	6	0.12
(1,126)	1:A:30:SER:H	1:A:30:SER:HA	4	0.12
(1,1257)	1:B:6:GLY:H	1:B:6:GLY:HA3	1	0.12
(1,1257)	1:B:6:GLY:H	1:B:6:GLY:HA3	11	0.12
(1,1251)	1:B:5:PHE:HA	1:B:5:PHE:H	9	0.12
(1,1251)	1:B:5:PHE:HA	1:B:5:PHE:H	12	0.12
(1,1242)	1:A:221:GLU:H	1:A:221:GLU:HA	10	0.12
(1,1242)	1:A:221:GLU:H	1:A:221:GLU:HA	13	0.12
(1,1237)	1:A:219:LEU:H	1:A:219:LEU:HD11	13	0.12
(1,1237)	1:A:219:LEU:H	1:A:219:LEU:HD12	13	0.12
(1,1237)	1:A:219:LEU:H	1:A:219:LEU:HD13	13	0.12
(1,1233)	1:A:217:LYS:H	1:A:217:LYS:HA	6	0.12
(1,1205)	1:A:210:ALA:H	1:A:210:ALA:HA	1	0.12
(1,1205)	1:A:210:ALA:H	1:A:210:ALA:HA	2	0.12
(1,1205)	1:A:210:ALA:H	1:A:210:ALA:HA	5	0.12
(1,1205)	1:A:210:ALA:H	1:A:210:ALA:HA	8	0.12
(1,1205)	1:A:210:ALA:H	1:A:210:ALA:HA	10	0.12
(1,1205)	1:A:210:ALA:H	1:A:210:ALA:HA	12	0.12
(1,1205)	1:A:210:ALA:H	1:A:210:ALA:HA	13	0.12
(1,1205)	1:A:210:ALA:H	1:A:210:ALA:HA	14	0.12

*Continued on next page...*

*Continued from previous page...*

Key	Atom-1	Atom-2	Model ID	Violation (Å)
(1,1205)	1:A:210:ALA:H	1:A:210:ALA:HA	15	0.12
(1,1198)	1:A:209:CYS:H	1:A:209:CYS:HA	7	0.12
(1,1185)	1:A:207:ALA:H	1:A:207:ALA:HA	10	0.12
(1,1131)	1:A:200:TYR:H	1:A:201:SER:H	3	0.12
(1,1117)	1:A:198:MET:H	1:A:198:MET:HA	6	0.12
(1,1107)	1:A:196:LYS:H	1:A:196:LYS:HD2	1	0.12
(1,1076)	1:A:189:PHE:H	1:A:189:PHE:HA	14	0.12
(1,1067)	1:A:188:LEU:HD21	1:A:190:LYS:H	8	0.12
(1,1067)	1:A:188:LEU:HD22	1:A:190:LYS:H	8	0.12
(1,1067)	1:A:188:LEU:HD23	1:A:190:LYS:H	8	0.12
(1,1061)	1:A:188:LEU:H	1:A:188:LEU:HA	2	0.12
(1,1061)	1:A:188:LEU:H	1:A:188:LEU:HA	11	0.12
(1,1020)	1:A:184:LEU:H	1:A:184:LEU:HA	1	0.12
(1,1020)	1:A:184:LEU:H	1:A:184:LEU:HA	2	0.12
(1,1020)	1:A:184:LEU:H	1:A:184:LEU:HA	3	0.12
(1,1020)	1:A:184:LEU:H	1:A:184:LEU:HA	9	0.12
(1,1020)	1:A:184:LEU:H	1:A:184:LEU:HA	10	0.12
(1,1020)	1:A:184:LEU:H	1:A:184:LEU:HA	13	0.12
(1,1020)	1:A:184:LEU:H	1:A:184:LEU:HA	14	0.12
(1,102)	1:A:25:LYS:H	1:A:25:LYS:HA	5	0.12
(1,1004)	1:A:183:ALA:H	1:A:184:LEU:H	6	0.12
(1,1000)	1:A:182:GLY:HA2	1:A:183:ALA:H	2	0.12
(1,1000)	1:A:182:GLY:HA3	1:A:183:ALA:H	2	0.12
(1,1000)	1:A:182:GLY:HA2	1:A:183:ALA:H	8	0.12
(1,1000)	1:A:182:GLY:HA3	1:A:183:ALA:H	8	0.12
(1,1000)	1:A:182:GLY:HA2	1:A:183:ALA:H	12	0.12
(1,1000)	1:A:182:GLY:HA3	1:A:183:ALA:H	12	0.12
(1,1000)	1:A:182:GLY:HA2	1:A:183:ALA:H	15	0.12
(1,1000)	1:A:182:GLY:HA3	1:A:183:ALA:H	15	0.12
(1,1)	1:A:4:LEU:HD11	1:A:4:LEU:H	1	0.12
(1,1)	1:A:4:LEU:HD12	1:A:4:LEU:H	1	0.12
(1,1)	1:A:4:LEU:HD13	1:A:4:LEU:H	1	0.12
(2,132)	1:A:165:THR:H	1:B:189:PHE:H	10	0.11
(1,996)	1:A:181:ALA:H	1:A:181:ALA:HA	15	0.11
(1,967)	1:A:178:SER:H	1:A:178:SER:HB2	11	0.11
(1,961)	1:A:178:SER:H	1:A:179:ILE:H	1	0.11
(1,948)	1:A:175:THR:H	1:A:175:THR:HA	14	0.11
(1,926)	1:A:169:LEU:H	1:A:169:LEU:HD11	8	0.11
(1,926)	1:A:169:LEU:H	1:A:169:LEU:HD12	8	0.11
(1,926)	1:A:169:LEU:H	1:A:169:LEU:HD13	8	0.11
(1,884)	1:A:163:ASN:H	1:A:164:SER:H	8	0.11
(1,866)	1:A:161:ILE:H	1:A:162:ILE:H	4	0.11

*Continued on next page...*

*Continued from previous page...*

Key	Atom-1	Atom-2	Model ID	Violation (Å)
(1,860)	1:A:160:ASN:H	1:A:161:ILE:H	5	0.11
(1,86)	1:A:21:GLN:HB3	1:A:22:ASP:H	5	0.11
(1,859)	1:A:159:TYR:H	1:A:159:TYR:HA	4	0.11
(1,844)	1:A:158:SER:H	1:A:159:TYR:H	13	0.11
(1,824)	1:A:156:ALA:H	1:A:156:ALA:HA	10	0.11
(1,824)	1:A:156:ALA:H	1:A:156:ALA:HA	14	0.11
(1,81)	1:A:20:GLY:H	1:A:20:GLY:HA2	3	0.11
(1,808)	1:A:154:ILE:HD11	1:A:200:TYR:HE1	11	0.11
(1,808)	1:A:154:ILE:HD11	1:A:200:TYR:HE2	11	0.11
(1,808)	1:A:154:ILE:HD12	1:A:200:TYR:HE1	11	0.11
(1,808)	1:A:154:ILE:HD12	1:A:200:TYR:HE2	11	0.11
(1,808)	1:A:154:ILE:HD13	1:A:200:TYR:HE1	11	0.11
(1,808)	1:A:154:ILE:HD13	1:A:200:TYR:HE2	11	0.11
(1,804)	1:A:154:ILE:H	1:A:154:ILE:HA	3	0.11
(1,804)	1:A:154:ILE:H	1:A:154:ILE:HA	13	0.11
(1,80)	1:A:19:GLY:H	1:A:19:GLY:HA2	14	0.11
(1,8)	1:A:6:GLY:H	1:A:5:PHE:HB2	3	0.11
(1,788)	1:A:152:ALA:HB1	1:A:153:GLY:H	14	0.11
(1,788)	1:A:152:ALA:HB2	1:A:153:GLY:H	14	0.11
(1,788)	1:A:152:ALA:HB3	1:A:153:GLY:H	14	0.11
(1,763)	1:A:145:GLY:H	1:A:145:GLY:HA2	15	0.11
(1,748)	1:A:139:ASN:H	1:A:139:ASN:HA	3	0.11
(1,748)	1:A:139:ASN:H	1:A:139:ASN:HA	4	0.11
(1,730)	1:A:136:THR:H	1:A:136:THR:HA	12	0.11
(1,723)	1:A:135:ASN:H	1:A:135:ASN:HA	11	0.11
(1,723)	1:A:135:ASN:H	1:A:135:ASN:HA	14	0.11
(1,72)	1:A:17:ALA:H	1:A:17:ALA:HA	5	0.11
(1,714)	1:A:134:LEU:H	1:A:134:LEU:HA	6	0.11
(1,708)	1:A:133:GLN:H	1:A:133:GLN:HA	11	0.11
(1,703)	1:A:132:LEU:H	1:A:132:LEU:HA	1	0.11
(1,692)	1:A:128:SER:H	1:A:128:SER:HA	9	0.11
(1,692)	1:A:128:SER:H	1:A:128:SER:HA	14	0.11
(1,69)	1:A:16:ALA:H	1:A:16:ALA:HA	14	0.11
(1,682)	1:A:124:ILE:H	1:A:124:ILE:HA	5	0.11
(1,668)	1:A:121:LEU:H	1:A:121:LEU:HA	14	0.11
(1,653)	1:A:119:GLN:H	1:A:120:GLY:H	9	0.11
(1,646)	1:A:118:MET:HE1	1:A:156:ALA:H	2	0.11
(1,646)	1:A:118:MET:HE2	1:A:156:ALA:H	2	0.11
(1,646)	1:A:118:MET:HE3	1:A:156:ALA:H	2	0.11
(1,63)	1:A:15:ASN:H	1:A:15:ASN:HA	3	0.11
(1,63)	1:A:15:ASN:H	1:A:15:ASN:HA	15	0.11
(1,626)	1:A:117:MET:H	1:A:119:GLN:H	10	0.11

*Continued on next page...*

*Continued from previous page...*

Key	Atom-1	Atom-2	Model ID	Violation (Å)
(1,620)	1:A:116:GLY:H	1:A:117:MET:H	1	0.11
(1,613)	1:A:115:SER:H	1:A:116:GLY:H	8	0.11
(1,599)	1:A:112:GLY:H	1:A:112:GLY:HA2	2	0.11
(1,599)	1:A:112:GLY:H	1:A:112:GLY:HA2	8	0.11
(1,599)	1:A:112:GLY:H	1:A:112:GLY:HA2	10	0.11
(1,599)	1:A:112:GLY:H	1:A:112:GLY:HA2	14	0.11
(1,596)	1:A:111:ILE:HD11	1:A:163:ASN:HB2	15	0.11
(1,596)	1:A:111:ILE:HD11	1:A:163:ASN:HB3	15	0.11
(1,596)	1:A:111:ILE:HD12	1:A:163:ASN:HB2	15	0.11
(1,596)	1:A:111:ILE:HD12	1:A:163:ASN:HB3	15	0.11
(1,596)	1:A:111:ILE:HD13	1:A:163:ASN:HB2	15	0.11
(1,596)	1:A:111:ILE:HD13	1:A:163:ASN:HB3	15	0.11
(1,588)	1:A:111:ILE:H	1:A:111:ILE:HA	13	0.11
(1,580)	1:A:110:GLY:H	1:A:110:GLY:HA2	3	0.11
(1,580)	1:A:110:GLY:H	1:A:110:GLY:HA2	12	0.11
(1,578)	1:A:110:GLY:H	1:A:109:LEU:HB2	15	0.11
(1,57)	1:A:14:ALA:H	1:A:14:ALA:HA	2	0.11
(1,57)	1:A:14:ALA:H	1:A:14:ALA:HA	13	0.11
(1,566)	1:A:107:LEU:HD11	1:A:163:ASN:HD21	7	0.11
(1,566)	1:A:107:LEU:HD11	1:A:163:ASN:HD22	7	0.11
(1,566)	1:A:107:LEU:HD12	1:A:163:ASN:HD21	7	0.11
(1,566)	1:A:107:LEU:HD12	1:A:163:ASN:HD22	7	0.11
(1,566)	1:A:107:LEU:HD13	1:A:163:ASN:HD21	7	0.11
(1,566)	1:A:107:LEU:HD13	1:A:163:ASN:HD22	7	0.11
(1,556)	1:A:106:LEU:H	1:A:106:LEU:HA	5	0.11
(1,556)	1:A:106:LEU:H	1:A:106:LEU:HA	7	0.11
(1,556)	1:A:106:LEU:H	1:A:106:LEU:HA	13	0.11
(1,524)	1:A:103:ALA:H	1:A:104:VAL:H	2	0.11
(1,519)	1:A:96:ASP:H	1:A:170:ARG:HG2	11	0.11
(1,519)	1:A:96:ASP:H	1:A:170:ARG:HG3	11	0.11
(1,515)	1:A:96:ASP:H	1:A:96:ASP:HA	1	0.11
(1,502)	1:A:91:ARG:H	1:A:91:ARG:HA	2	0.11
(1,502)	1:A:91:ARG:H	1:A:91:ARG:HA	13	0.11
(1,50)	1:A:13:ASP:HB2	1:A:14:ALA:H	14	0.11
(1,498)	1:A:90:SER:H	1:A:90:SER:HA	3	0.11
(1,495)	1:A:90:SER:H	1:A:89:PRO:HG2	6	0.11
(1,486)	1:A:87:LEU:H	1:A:87:LEU:HA	6	0.11
(1,486)	1:A:87:LEU:H	1:A:87:LEU:HA	10	0.11
(1,481)	1:A:86:GLY:H	1:A:86:GLY:HA3	1	0.11
(1,48)	1:A:13:ASP:H	1:A:13:ASP:HA	2	0.11
(1,48)	1:A:13:ASP:H	1:A:13:ASP:HA	8	0.11
(1,479)	1:A:84:SER:H	1:A:84:SER:HA	3	0.11

*Continued on next page...*

*Continued from previous page...*

Key	Atom-1	Atom-2	Model ID	Violation (Å)
(1,477)	1:A:83:GLY:HA2	1:A:84:SER:H	14	0.11
(1,473)	1:A:82:GLU:H	1:A:82:GLU:HA	9	0.11
(1,457)	1:A:80:SER:H	1:A:80:SER:HA	11	0.11
(1,457)	1:A:80:SER:H	1:A:80:SER:HA	14	0.11
(1,448)	1:A:79:SER:H	1:A:79:SER:HA	15	0.11
(1,437)	1:A:78:LEU:H	1:A:78:LEU:HA	3	0.11
(1,42)	1:A:12:ASP:H	1:A:12:ASP:HA	5	0.11
(1,407)	1:A:74:GLU:H	1:A:74:GLU:HA	3	0.11
(1,407)	1:A:74:GLU:H	1:A:74:GLU:HA	7	0.11
(1,376)	1:A:70:TYR:H	1:A:70:TYR:HA	7	0.11
(1,35)	1:A:11:THR:H	1:A:11:THR:HB	11	0.11
(1,344)	1:A:66:LYS:H	1:A:66:LYS:HA	1	0.11
(1,326)	1:A:64:LEU:H	1:A:64:LEU:HB2	1	0.11
(1,326)	1:A:64:LEU:H	1:A:64:LEU:HB2	6	0.11
(1,317)	1:A:63:GLY:H	1:A:63:GLY:HA2	1	0.11
(1,314)	1:A:59:HIS:H	1:A:59:HIS:HA	11	0.11
(1,308)	1:A:58:LEU:HG	1:A:59:HIS:H	12	0.11
(1,306)	1:A:58:LEU:H	1:A:58:LEU:HA	6	0.11
(1,302)	1:A:57:ARG:H	1:A:58:LEU:H	2	0.11
(1,281)	1:A:54:ASP:H	1:A:54:ASP:HA	8	0.11
(1,273)	1:A:53:VAL:H	1:A:53:VAL:HG11	15	0.11
(1,273)	1:A:53:VAL:H	1:A:53:VAL:HG12	15	0.11
(1,273)	1:A:53:VAL:H	1:A:53:VAL:HG13	15	0.11
(1,262)	1:A:51:MET:H	1:A:51:MET:HA	2	0.11
(1,259)	1:A:50:GLY:H	1:A:50:GLY:HA2	14	0.11
(1,2559)	1:B:74:GLU:H	1:A:74:GLU:HB2	11	0.11
(1,2559)	1:B:74:GLU:H	1:A:74:GLU:HB3	11	0.11
(1,2558)	1:B:71:LEU:H	1:A:70:TYR:HB2	14	0.11
(1,2558)	1:B:71:LEU:H	1:A:70:TYR:HB3	14	0.11
(1,2551)	1:B:67:GLY:H	1:A:66:LYS:HB2	10	0.11
(1,2551)	1:B:67:GLY:H	1:A:66:LYS:HB3	10	0.11
(1,2487)	1:B:222:LYS:H	1:B:222:LYS:HA	3	0.11
(1,2487)	1:B:222:LYS:H	1:B:222:LYS:HA	15	0.11
(1,2486)	1:B:221:GLU:H	1:B:221:GLU:HA	4	0.11
(1,2485)	1:B:220:LEU:H	1:B:220:LEU:HA	2	0.11
(1,2461)	1:B:212:TRP:H	1:B:213:CYS:H	8	0.11
(1,2456)	1:B:211:VAL:HG21	1:B:170:ARG:HB2	13	0.11
(1,2456)	1:B:211:VAL:HG21	1:B:170:ARG:HB3	13	0.11
(1,2456)	1:B:211:VAL:HG22	1:B:170:ARG:HB2	13	0.11
(1,2456)	1:B:211:VAL:HG22	1:B:170:ARG:HB3	13	0.11
(1,2456)	1:B:211:VAL:HG23	1:B:170:ARG:HB2	13	0.11
(1,2456)	1:B:211:VAL:HG23	1:B:170:ARG:HB3	13	0.11

*Continued on next page...*

*Continued from previous page...*

Key	Atom-1	Atom-2	Model ID	Violation (Å)
(1,2449)	1:B:210:ALA:H	1:B:210:ALA:HA	1	0.11
(1,2449)	1:B:210:ALA:H	1:B:210:ALA:HA	5	0.11
(1,2449)	1:B:210:ALA:H	1:B:210:ALA:HA	6	0.11
(1,2449)	1:B:210:ALA:H	1:B:210:ALA:HA	7	0.11
(1,2449)	1:B:210:ALA:H	1:B:210:ALA:HA	9	0.11
(1,2449)	1:B:210:ALA:H	1:B:210:ALA:HA	11	0.11
(1,2449)	1:B:210:ALA:H	1:B:210:ALA:HA	15	0.11
(1,2442)	1:B:209:CYS:H	1:B:209:CYS:HA	11	0.11
(1,2406)	1:B:204:MET:H	1:B:204:MET:HA	6	0.11
(1,2406)	1:B:204:MET:H	1:B:204:MET:HA	9	0.11
(1,2406)	1:B:204:MET:H	1:B:204:MET:HA	12	0.11
(1,2406)	1:B:204:MET:H	1:B:204:MET:HA	15	0.11
(1,2366)	1:B:198:MET:HE1	1:B:190:LYS:HG2	11	0.11
(1,2366)	1:B:198:MET:HE1	1:B:190:LYS:HG3	11	0.11
(1,2366)	1:B:198:MET:HE2	1:B:190:LYS:HG2	11	0.11
(1,2366)	1:B:198:MET:HE2	1:B:190:LYS:HG3	11	0.11
(1,2366)	1:B:198:MET:HE3	1:B:190:LYS:HG2	11	0.11
(1,2366)	1:B:198:MET:HE3	1:B:190:LYS:HG3	11	0.11
(1,2360)	1:B:198:MET:H	1:B:198:MET:HE1	11	0.11
(1,2360)	1:B:198:MET:H	1:B:198:MET:HE2	11	0.11
(1,2360)	1:B:198:MET:H	1:B:198:MET:HE3	11	0.11
(1,2347)	1:B:195:LEU:H	1:B:195:LEU:HA	11	0.11
(1,2328)	1:B:190:LYS:H	1:B:190:LYS:HG2	3	0.11
(1,2320)	1:B:189:PHE:H	1:B:189:PHE:HA	3	0.11
(1,2320)	1:B:189:PHE:H	1:B:189:PHE:HA	9	0.11
(1,2320)	1:B:189:PHE:H	1:B:189:PHE:HA	12	0.11
(1,2320)	1:B:189:PHE:H	1:B:189:PHE:HA	14	0.11
(1,2319)	1:B:189:PHE:H	1:B:190:LYS:H	5	0.11
(1,2314)	1:B:188:LEU:HD11	1:B:198:MET:HG2	14	0.11
(1,2314)	1:B:188:LEU:HD11	1:B:198:MET:HG3	14	0.11
(1,2314)	1:B:188:LEU:HD12	1:B:198:MET:HG2	14	0.11
(1,2314)	1:B:188:LEU:HD12	1:B:198:MET:HG3	14	0.11
(1,2314)	1:B:188:LEU:HD13	1:B:198:MET:HG2	14	0.11
(1,2314)	1:B:188:LEU:HD13	1:B:198:MET:HG3	14	0.11
(1,230)	1:A:43:ASN:H	1:A:43:ASN:HA	13	0.11
(1,230)	1:A:43:ASN:H	1:A:43:ASN:HA	15	0.11
(1,2264)	1:B:184:LEU:H	1:B:184:LEU:HA	1	0.11
(1,2264)	1:B:184:LEU:H	1:B:184:LEU:HA	12	0.11
(1,2248)	1:B:183:ALA:H	1:B:184:LEU:H	5	0.11
(1,2248)	1:B:183:ALA:H	1:B:184:LEU:H	8	0.11
(1,2248)	1:B:183:ALA:H	1:B:184:LEU:H	10	0.11
(1,2221)	1:B:179:ILE:H	1:B:179:ILE:HA	14	0.11

*Continued on next page...*



*Continued from previous page...*

Key	Atom-1	Atom-2	Model ID	Violation (Å)
(1,2205)	1:B:178:SER:H	1:B:179:ILE:H	10	0.11
(1,218)	1:A:41:ILE:HB	1:A:42:ASN:H	12	0.11
(1,2154)	1:B:166:ILE:H	1:B:166:ILE:HA	11	0.11
(1,2110)	1:B:161:ILE:H	1:B:162:ILE:H	12	0.11
(1,2104)	1:B:160:ASN:H	1:B:161:ILE:H	2	0.11
(1,2104)	1:B:160:ASN:H	1:B:161:ILE:H	6	0.11
(1,2104)	1:B:160:ASN:H	1:B:161:ILE:H	7	0.11
(1,2103)	1:B:159:TYR:H	1:B:159:TYR:HA	2	0.11
(1,2103)	1:B:159:TYR:H	1:B:159:TYR:HA	13	0.11
(1,2092)	1:B:158:SER:H	1:B:158:SER:HA	10	0.11
(1,2088)	1:B:158:SER:H	1:B:159:TYR:H	6	0.11
(1,208)	1:A:40:ASN:HA	1:A:42:ASN:H	8	0.11
(1,2078)	1:B:157:LEU:H	1:B:157:LEU:HG	2	0.11
(1,2072)	1:B:157:LEU:H	1:B:158:SER:H	10	0.11
(1,2070)	1:B:156:ALA:HB1	1:B:118:MET:HG2	6	0.11
(1,2070)	1:B:156:ALA:HB1	1:B:118:MET:HG3	6	0.11
(1,2070)	1:B:156:ALA:HB2	1:B:118:MET:HG2	6	0.11
(1,2070)	1:B:156:ALA:HB2	1:B:118:MET:HG3	6	0.11
(1,2070)	1:B:156:ALA:HB3	1:B:118:MET:HG2	6	0.11
(1,2070)	1:B:156:ALA:HB3	1:B:118:MET:HG3	6	0.11
(1,2068)	1:B:156:ALA:H	1:B:156:ALA:HA	3	0.11
(1,2068)	1:B:156:ALA:H	1:B:156:ALA:HA	12	0.11
(1,2048)	1:B:154:ILE:H	1:B:154:ILE:HA	13	0.11
(1,2048)	1:B:154:ILE:H	1:B:154:ILE:HA	15	0.11
(1,2032)	1:B:152:ALA:HB1	1:B:153:GLY:H	14	0.11
(1,2032)	1:B:152:ALA:HB2	1:B:153:GLY:H	14	0.11
(1,2032)	1:B:152:ALA:HB3	1:B:153:GLY:H	14	0.11
(1,2030)	1:B:152:ALA:H	1:B:152:ALA:HA	4	0.11
(1,2030)	1:B:152:ALA:H	1:B:152:ALA:HA	8	0.11
(1,202)	1:A:40:ASN:H	1:A:40:ASN:HA	4	0.11
(1,2009)	1:B:147:PHE:H	1:B:147:PHE:HB2	12	0.11
(1,2007)	1:B:145:GLY:H	1:B:145:GLY:HA2	2	0.11
(1,2007)	1:B:145:GLY:H	1:B:145:GLY:HA2	8	0.11
(1,2007)	1:B:145:GLY:H	1:B:145:GLY:HA2	9	0.11
(1,2007)	1:B:145:GLY:H	1:B:145:GLY:HA2	10	0.11
(1,1992)	1:B:139:ASN:H	1:B:139:ASN:HA	4	0.11
(1,1992)	1:B:139:ASN:H	1:B:139:ASN:HA	14	0.11
(1,1987)	1:B:139:ASN:H	1:B:140:HIS:H	1	0.11
(1,1987)	1:B:139:ASN:H	1:B:140:HIS:H	10	0.11
(1,1981)	1:B:137:VAL:H	1:B:137:VAL:HA	11	0.11
(1,1977)	1:B:137:VAL:H	1:B:138:LEU:H	14	0.11
(1,1967)	1:B:135:ASN:H	1:B:135:ASN:HA	6	0.11

*Continued on next page...*

*Continued from previous page...*

Key	Atom-1	Atom-2	Model ID	Violation (Å)
(1,1967)	1:B:135:ASN:H	1:B:135:ASN:HA	11	0.11
(1,1967)	1:B:135:ASN:H	1:B:135:ASN:HA	13	0.11
(1,1959)	1:B:134:LEU:H	1:B:134:LEU:HD11	4	0.11
(1,1959)	1:B:134:LEU:H	1:B:134:LEU:HD12	4	0.11
(1,1959)	1:B:134:LEU:H	1:B:134:LEU:HD13	4	0.11
(1,1954)	1:B:134:LEU:H	1:B:135:ASN:H	5	0.11
(1,1952)	1:B:133:GLN:H	1:B:133:GLN:HA	6	0.11
(1,194)	1:A:38:GLU:H	1:A:38:GLU:HB2	14	0.11
(1,1937)	1:B:128:SER:H	1:B:128:SER:HB2	13	0.11
(1,1936)	1:B:128:SER:H	1:B:128:SER:HA	2	0.11
(1,1897)	1:B:119:GLN:H	1:B:120:GLY:H	9	0.11
(1,1886)	1:B:118:MET:H	1:B:118:MET:HE1	11	0.11
(1,1886)	1:B:118:MET:H	1:B:118:MET:HE2	11	0.11
(1,1886)	1:B:118:MET:H	1:B:118:MET:HE3	11	0.11
(1,1884)	1:B:118:MET:H	1:B:118:MET:HG2	5	0.11
(1,1862)	1:B:115:SER:H	1:B:115:SER:HA	13	0.11
(1,1855)	1:B:114:PHE:HB3	1:B:115:SER:H	5	0.11
(1,1853)	1:B:114:PHE:H	1:B:114:PHE:HA	14	0.11
(1,1832)	1:B:111:ILE:H	1:B:111:ILE:HA	1	0.11
(1,183)	1:A:37:PHE:H	1:A:37:PHE:HA	10	0.11
(1,1824)	1:B:110:GLY:H	1:B:110:GLY:HA2	6	0.11
(1,1822)	1:B:110:GLY:H	1:B:109:LEU:HB2	2	0.11
(1,182)	1:A:37:PHE:H	1:A:36:GLY:HA2	10	0.11
(1,1816)	1:B:109:LEU:H	1:B:110:GLY:H	10	0.11
(1,1815)	1:B:108:GLY:H	1:B:108:GLY:HA2	9	0.11
(1,1784)	1:B:104:VAL:HG21	1:B:96:ASP:HB2	10	0.11
(1,1784)	1:B:104:VAL:HG21	1:B:96:ASP:HB3	10	0.11
(1,1784)	1:B:104:VAL:HG22	1:B:96:ASP:HB2	10	0.11
(1,1784)	1:B:104:VAL:HG22	1:B:96:ASP:HB3	10	0.11
(1,1784)	1:B:104:VAL:HG23	1:B:96:ASP:HB2	10	0.11
(1,1784)	1:B:104:VAL:HG23	1:B:96:ASP:HB3	10	0.11
(1,1784)	1:B:104:VAL:HG21	1:B:96:ASP:HB2	12	0.11
(1,1784)	1:B:104:VAL:HG21	1:B:96:ASP:HB3	12	0.11
(1,1784)	1:B:104:VAL:HG22	1:B:96:ASP:HB2	12	0.11
(1,1784)	1:B:104:VAL:HG22	1:B:96:ASP:HB3	12	0.11
(1,1784)	1:B:104:VAL:HG23	1:B:96:ASP:HB2	12	0.11
(1,1784)	1:B:104:VAL:HG23	1:B:96:ASP:HB3	12	0.11
(1,1783)	1:B:104:VAL:HG21	1:B:170:ARG:HE	8	0.11
(1,1783)	1:B:104:VAL:HG22	1:B:170:ARG:HE	8	0.11
(1,1783)	1:B:104:VAL:HG23	1:B:170:ARG:HE	8	0.11
(1,1768)	1:B:103:ALA:H	1:B:104:VAL:H	13	0.11
(1,1760)	1:B:96:ASP:H	1:B:96:ASP:HB3	8	0.11

*Continued on next page...*

*Continued from previous page...*

Key	Atom-1	Atom-2	Model ID	Violation (Å)
(1,1759)	1:B:96:ASP:H	1:B:96:ASP:HA	5	0.11
(1,1749)	1:B:94:THR:H	1:B:96:ASP:H	9	0.11
(1,1721)	1:B:83:GLY:HA2	1:B:84:SER:H	14	0.11
(1,1717)	1:B:82:GLU:H	1:B:82:GLU:HA	1	0.11
(1,1708)	1:B:81:LEU:H	1:B:81:LEU:HA	12	0.11
(1,1701)	1:B:80:SER:H	1:B:80:SER:HA	3	0.11
(1,1701)	1:B:80:SER:H	1:B:80:SER:HA	5	0.11
(1,1701)	1:B:80:SER:H	1:B:80:SER:HA	13	0.11
(1,1701)	1:B:80:SER:H	1:B:80:SER:HA	14	0.11
(1,17)	1:A:7:ASP:H	1:A:7:ASP:HA	9	0.11
(1,1663)	1:B:75:GLU:H	1:B:75:GLU:HA	5	0.11
(1,1651)	1:B:74:GLU:H	1:B:74:GLU:HA	2	0.11
(1,1651)	1:B:74:GLU:H	1:B:74:GLU:HA	4	0.11
(1,1651)	1:B:74:GLU:H	1:B:74:GLU:HA	6	0.11
(1,1649)	1:B:74:GLU:H	1:B:73:LEU:HB3	1	0.11
(1,1620)	1:B:70:TYR:H	1:B:70:TYR:HA	2	0.11
(1,1619)	1:B:70:TYR:H	1:B:70:TYR:HD1	15	0.11
(1,1619)	1:B:70:TYR:H	1:B:70:TYR:HD2	15	0.11
(1,1611)	1:B:69:GLU:H	1:B:69:GLU:HA	2	0.11
(1,1611)	1:B:69:GLU:H	1:B:69:GLU:HA	11	0.11
(1,161)	1:A:34:SER:H	1:A:34:SER:HA	8	0.11
(1,161)	1:A:34:SER:H	1:A:34:SER:HA	11	0.11
(1,1604)	1:B:69:GLU:H	1:B:70:TYR:H	13	0.11
(1,1604)	1:B:69:GLU:H	1:B:70:TYR:H	14	0.11
(1,1596)	1:B:67:GLY:H	1:B:66:LYS:HB2	9	0.11
(1,1596)	1:B:67:GLY:H	1:B:66:LYS:HB2	15	0.11
(1,1588)	1:B:66:LYS:H	1:B:66:LYS:HA	9	0.11
(1,1575)	1:B:65:ASP:H	1:B:64:LEU:HB2	11	0.11
(1,1568)	1:B:64:LEU:H	1:B:64:LEU:HA	6	0.11
(1,1558)	1:B:59:HIS:H	1:B:59:HIS:HA	12	0.11
(1,1550)	1:B:58:LEU:H	1:B:58:LEU:HA	13	0.11
(1,1545)	1:B:57:ARG:HB2	1:B:58:LEU:H	12	0.11
(1,1538)	1:B:56:ALA:H	1:B:57:ARG:H	1	0.11
(1,1537)	1:B:56:ALA:H	1:B:56:ALA:HA	9	0.11
(1,1534)	1:B:55:THR:H	1:B:56:ALA:H	9	0.11
(1,1527)	1:B:54:ASP:HB3	1:B:55:THR:H	5	0.11
(1,1522)	1:B:53:VAL:HA	1:B:54:ASP:H	11	0.11
(1,152)	1:A:33:GLN:H	1:A:33:GLN:HA	4	0.11
(1,152)	1:A:33:GLN:H	1:A:33:GLN:HA	15	0.11
(1,1517)	1:B:53:VAL:H	1:B:53:VAL:HG11	3	0.11
(1,1517)	1:B:53:VAL:H	1:B:53:VAL:HG12	3	0.11
(1,1517)	1:B:53:VAL:H	1:B:53:VAL:HG13	3	0.11

*Continued on next page...*

*Continued from previous page...*

Key	Atom-1	Atom-2	Model ID	Violation (Å)
(1,1511)	1:B:52:HIS:HB2	1:B:52:HIS:H	1	0.11
(1,1511)	1:B:52:HIS:HB2	1:B:52:HIS:H	6	0.11
(1,1490)	1:B:45:ILE:HB	1:B:46:SER:H	15	0.11
(1,1484)	1:B:45:ILE:H	1:B:45:ILE:HA	3	0.11
(1,1477)	1:B:44:ILE:H	1:B:44:ILE:HA	14	0.11
(1,1477)	1:B:44:ILE:H	1:B:44:ILE:HA	15	0.11
(1,1474)	1:B:43:ASN:H	1:B:43:ASN:HA	3	0.11
(1,1469)	1:B:42:ASN:H	1:B:42:ASN:HB2	10	0.11
(1,1427)	1:B:37:PHE:H	1:B:37:PHE:HA	13	0.11
(1,1427)	1:B:37:PHE:H	1:B:37:PHE:HA	14	0.11
(1,1419)	1:B:36:GLY:H	1:B:36:GLY:HA3	1	0.11
(1,1396)	1:B:33:GLN:H	1:B:33:GLN:HA	7	0.11
(1,1396)	1:B:33:GLN:H	1:B:33:GLN:HA	8	0.11
(1,1387)	1:B:32:LYS:H	1:B:32:LYS:HA	10	0.11
(1,1377)	1:B:31:LEU:H	1:B:31:LEU:HA	5	0.11
(1,1371)	1:B:30:SER:H	1:B:30:SER:HB3	6	0.11
(1,1371)	1:B:30:SER:H	1:B:30:SER:HB3	10	0.11
(1,1370)	1:B:30:SER:H	1:B:30:SER:HA	10	0.11
(1,1363)	1:B:28:GLU:HB2	1:B:29:LEU:H	9	0.11
(1,1342)	1:B:24:THR:H	1:B:24:THR:HG21	9	0.11
(1,1342)	1:B:24:THR:H	1:B:24:THR:HG22	9	0.11
(1,1342)	1:B:24:THR:H	1:B:24:THR:HG23	9	0.11
(1,1334)	1:B:22:ASP:H	1:B:22:ASP:HB3	6	0.11
(1,1331)	1:B:21:GLN:H	1:B:22:ASP:H	8	0.11
(1,1324)	1:B:19:GLY:H	1:B:19:GLY:HA2	7	0.11
(1,1306)	1:B:15:ASN:H	1:B:15:ASN:HB3	2	0.11
(1,1304)	1:B:15:ASN:H	1:B:14:ALA:HB1	4	0.11
(1,1304)	1:B:15:ASN:H	1:B:14:ALA:HB2	4	0.11
(1,1304)	1:B:15:ASN:H	1:B:14:ALA:HB3	4	0.11
(1,1301)	1:B:14:ALA:H	1:B:14:ALA:HA	8	0.11
(1,13)	1:A:6:GLY:H	1:A:6:GLY:HA3	13	0.11
(1,1292)	1:B:13:ASP:H	1:B:13:ASP:HA	3	0.11
(1,1260)	1:B:6:GLY:HA2	1:B:7:ASP:H	14	0.11
(1,126)	1:A:30:SER:H	1:A:30:SER:HA	11	0.11
(1,1205)	1:A:210:ALA:H	1:A:210:ALA:HA	7	0.11
(1,1162)	1:A:204:MET:H	1:A:204:MET:HA	12	0.11
(1,1117)	1:A:198:MET:H	1:A:198:MET:HA	15	0.11
(1,1103)	1:A:195:LEU:H	1:A:195:LEU:HA	9	0.11
(1,1103)	1:A:195:LEU:H	1:A:195:LEU:HA	15	0.11
(1,110)	1:A:27:LYS:H	1:A:27:LYS:HA	15	0.11
(1,1099)	1:A:194:GLY:H	1:A:194:GLY:HA2	15	0.11
(1,1095)	1:A:193:LYS:H	1:A:193:LYS:HA	13	0.11

*Continued on next page...*

*Continued from previous page...*

Key	Atom-1	Atom-2	Model ID	Violation (Å)
(1,1090)	1:A:191:SER:H	1:A:191:SER:HB2	5	0.11
(1,1076)	1:A:189:PHE:H	1:A:189:PHE:HA	5	0.11
(1,1062)	1:A:188:LEU:H	1:A:188:LEU:HB2	2	0.11
(1,1036)	1:A:185:THR:H	1:A:185:THR:HG1	1	0.11
(1,1024)	1:A:184:LEU:HD11	1:A:205:VAL:HB	6	0.11
(1,1024)	1:A:184:LEU:HD12	1:A:205:VAL:HB	6	0.11
(1,1024)	1:A:184:LEU:HD13	1:A:205:VAL:HB	6	0.11
(1,1024)	1:A:184:LEU:HD21	1:A:205:VAL:HB	6	0.11
(1,1024)	1:A:184:LEU:HD22	1:A:205:VAL:HB	6	0.11
(1,1024)	1:A:184:LEU:HD23	1:A:205:VAL:HB	6	0.11
(1,1020)	1:A:184:LEU:H	1:A:184:LEU:HA	11	0.11
(1,1020)	1:A:184:LEU:H	1:A:184:LEU:HA	12	0.11
(1,1020)	1:A:184:LEU:H	1:A:184:LEU:HA	15	0.11
(1,1004)	1:A:183:ALA:H	1:A:184:LEU:H	2	0.11
(1,1004)	1:A:183:ALA:H	1:A:184:LEU:H	13	0.11
(1,1000)	1:A:182:GLY:HA2	1:A:183:ALA:H	1	0.11
(1,1000)	1:A:182:GLY:HA3	1:A:183:ALA:H	1	0.11
(1,1000)	1:A:182:GLY:HA2	1:A:183:ALA:H	13	0.11
(1,1000)	1:A:182:GLY:HA3	1:A:183:ALA:H	13	0.11
(1,100)	1:A:24:THR:HB	1:A:25:LYS:H	12	0.11
(1,10)	1:A:6:GLY:H	1:A:5:PHE:HB3	3	0.11

## 10 Dihedral-angle violation analysis [i](#)

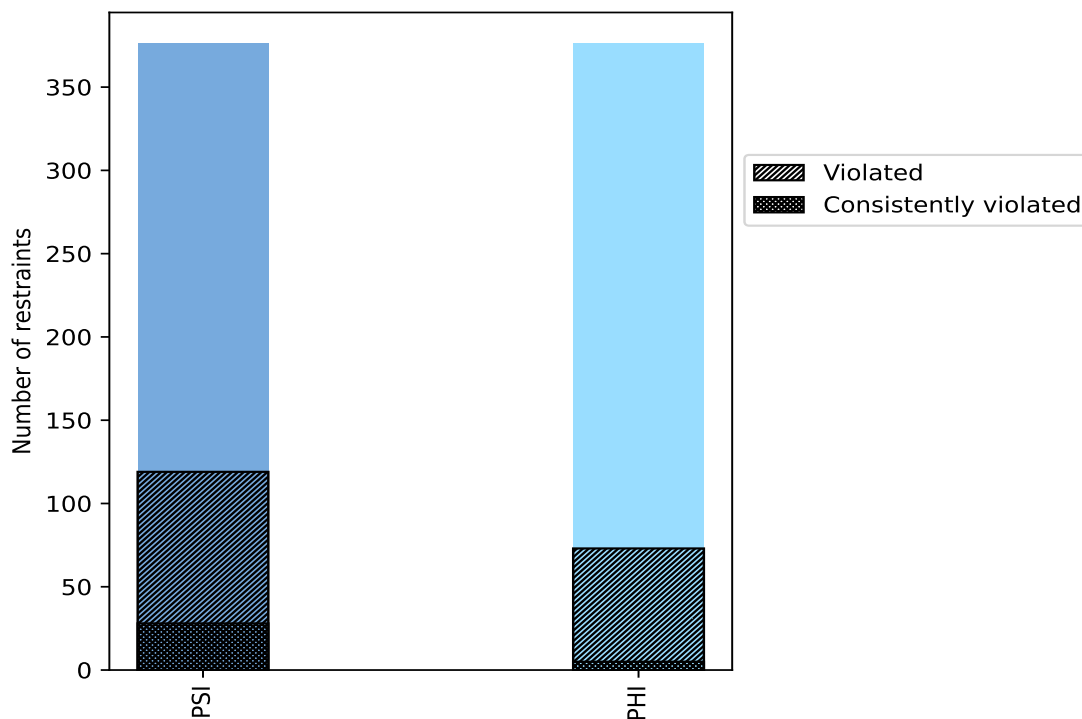
### 10.1 Summary of dihedral-angle violations [i](#)

The following table provides the summary of dihedral-angle violations in different dihedral-angle types. Violations less than 1° are not included in the calculation.

Angle type	Count	% <sup>1</sup>	Violated <sup>3</sup>			Consistently Violated <sup>4</sup>		
			Count	% <sup>2</sup>	% <sup>1</sup>	Count	% <sup>2</sup>	% <sup>1</sup>
PSI	376	50.0	119	31.6	15.8	28	7.4	3.7
PHI	376	50.0	73	19.4	9.7	5	1.3	0.7
Total	752	100.0	192	25.5	25.5	33	4.4	4.4

<sup>1</sup> percentage calculated with respect to total number of dihedral-angle restraints, <sup>2</sup> percentage calculated with respect to number of restraints in a particular dihedral-angle type, <sup>3</sup> violated in at least one model, <sup>4</sup> violated in all the models

#### 10.1.1 Bar chart : Distribution of dihedral-angles and violations [i](#)



Violated and consistently violated restraints are shown using different hatch patterns in their respective categories

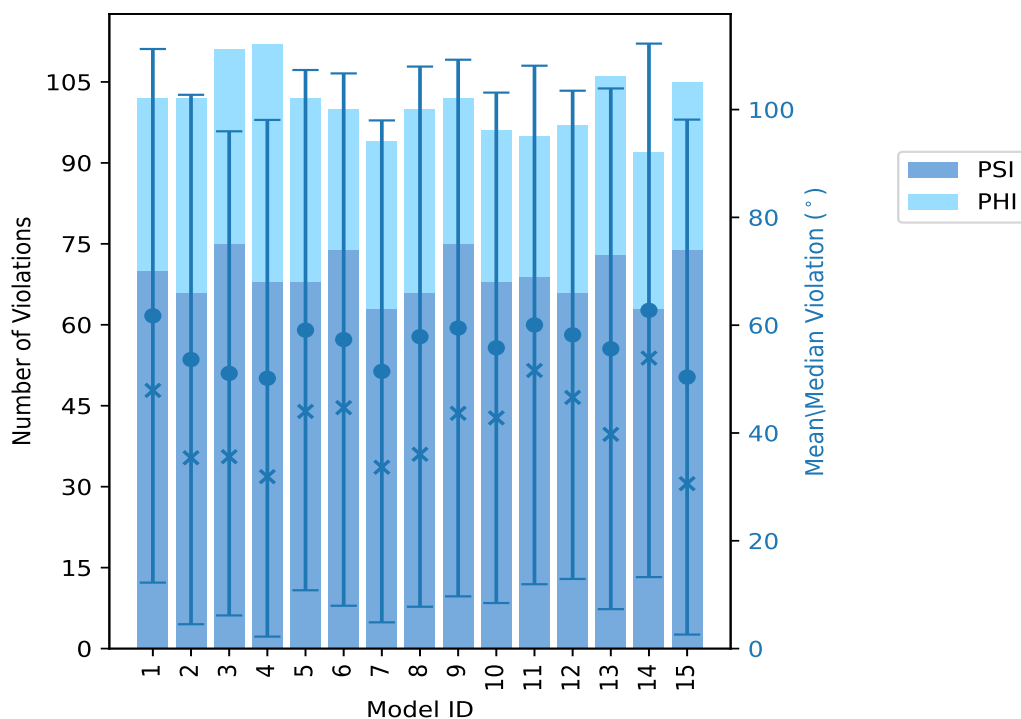


## 10.2 Dihedral-angle violation statistics for each model [\(i\)](#)

The following table provides the dihedral-angle violation statistics for each model in the ensemble. Violations less than 1° are not included in the statistics.

Model ID	Number of violations			Mean (°)	Max (°)	SD (°)	Median (°)
	PSI	PHI	Total				
1	70	32	102	61.74	157.2	49.5	47.9
2	66	36	102	53.63	146.8	49.11	35.4
3	75	36	111	51.06	152.3	44.91	35.6
4	68	44	112	50.15	153.9	47.93	31.9
5	68	34	102	59.08	152.2	48.26	44.0
6	74	26	100	57.33	144.0	49.38	44.7
7	63	31	94	51.43	148.1	46.56	33.65
8	66	34	100	57.87	151.3	50.11	36.05
9	75	27	102	59.47	154.3	49.78	43.65
10	68	28	96	55.8	151.8	47.35	42.8
11	69	26	95	60.04	149.9	48.1	51.6
12	66	31	97	58.21	148.7	45.29	46.6
13	73	33	106	55.62	148.3	48.3	39.75
14	63	29	92	62.75	149.3	49.49	53.9
15	74	31	105	50.37	149.2	47.77	30.6

### 10.2.1 Bar graph : Dihedral violation statistics for each model [\(i\)](#)



The mean(dot),median(x) and the standard deviation are shown in blue with respect to the y axis on the right

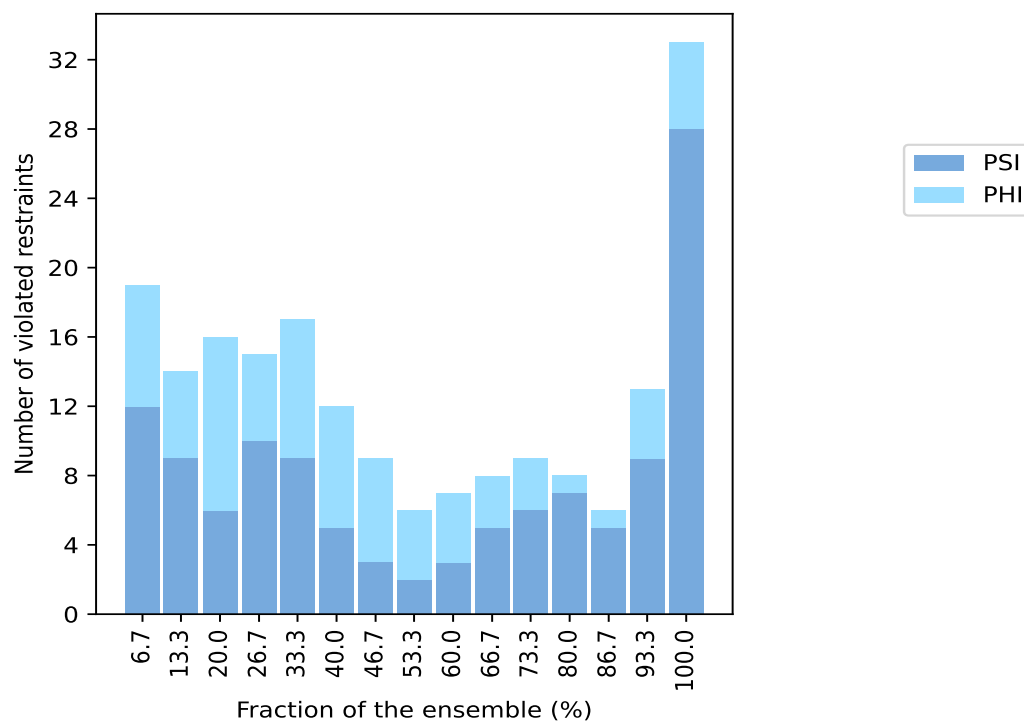
### 10.3 Dihedral-angle violation statistics for the ensemble

Violation analysis may find that some restraints are violated in very few models and some are violated in most of models. The following table provides this information as number of violated restraints for a given fraction of ensemble.

Number of violated restraints			Fraction of the ensemble	
PSI	PHI	Total	Count <sup>1</sup>	%
12	7	19	1	6.7
9	5	14	2	13.3
6	10	16	3	20.0
10	5	15	4	26.7
9	8	17	5	33.3
5	7	12	6	40.0
3	6	9	7	46.7
2	4	6	8	53.3
3	4	7	9	60.0
5	3	8	10	66.7
6	3	9	11	73.3
7	1	8	12	80.0
5	1	6	13	86.7
9	4	13	14	93.3
28	5	33	15	100.0

<sup>1</sup> Number of models with violations

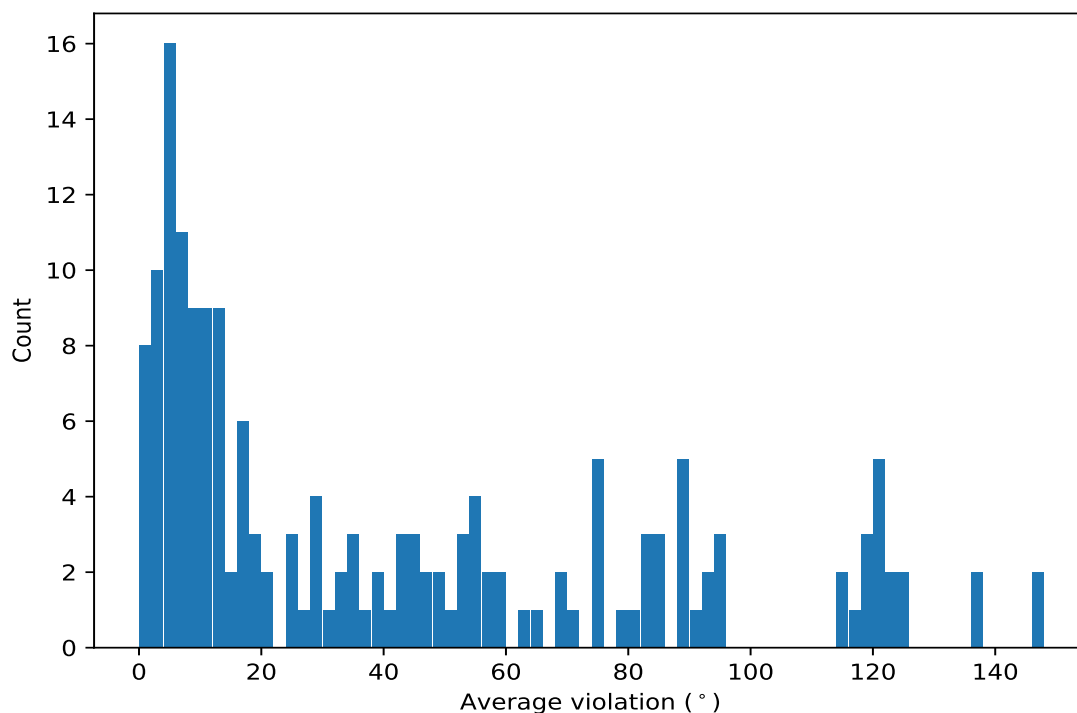
### 10.3.1 Bar graph : Dihedral-angle Violation statistics for the ensemble [i](#)



## 10.4 Most violated dihedral-angle restraints in the ensemble [i](#)

### 10.4.1 Histogram : Distribution of mean dihedral-angle violations [i](#)

The following histogram shows the distribution of the average value of the violation. The average is calculated for each restraint that is violated in more than one model over all the violated models in the ensemble



#### 10.4.2 Table: Most violated dihedral-angle restraints [i](#)

The following table provides the mean and the standard deviation of the violation for each restraint sorted by number of violated models and the mean value. The Key (restraint list ID, restraint ID) is the unique identifier for a given restraint.

Key	Atom-1	Atom-2	Atom-3	Atom-4	Models <sup>1</sup>	Mean	SD <sup>2</sup>	Median
(1,38)	1:A:26:PRO:N	1:A:26:PRO:CA	1:A:26:PRO:C	1:A:27:LYS:N	15	147.07	3.62	146.7
(1,414)	1:B:26:PRO:N	1:B:26:PRO:CA	1:B:26:PRO:C	1:B:27:LYS:N	15	146.71	4.62	148.7
(1,438)	1:B:39:PRO:N	1:B:39:PRO:CA	1:B:39:PRO:C	1:B:40:ASN:N	15	136.64	8.25	137.4
(1,62)	1:A:39:PRO:N	1:A:39:PRO:CA	1:A:39:PRO:C	1:A:40:ASN:N	15	136.29	10.77	137.8
(1,470)	1:B:60:PRO:N	1:B:60:PRO:CA	1:B:60:PRO:C	1:B:61:LEU:N	15	124.22	11.91	126.6
(1,584)	1:B:123:ASN:N	1:B:123:ASN:CA	1:B:123:ASN:C	1:B:124:ILE:N	15	123.29	4.74	124.9
(1,94)	1:A:60:PRO:N	1:A:60:PRO:CA	1:A:60:PRO:C	1:A:61:LEU:N	15	122.55	9.58	124.6
(1,336)	1:A:198:MET:N	1:A:198:MET:CA	1:A:198:MET:C	1:A:199:GLY:N	15	121.33	1.43	120.8
(1,614)	1:B:141:ILE:N	1:B:141:ILE:CA	1:B:141:ILE:C	1:B:142:THR:N	15	121.2	14.55	122.1
(1,712)	1:B:198:MET:N	1:B:198:MET:CA	1:B:198:MET:C	1:B:199:GLY:N	15	121.08	0.71	120.8
(1,596)	1:B:131:LYS:N	1:B:131:LYS:CA	1:B:131:LYS:C	1:B:132:LEU:N	15	120.71	21.76	129.8
(1,208)	1:A:123:ASN:N	1:A:123:ASN:CA	1:A:123:ASN:C	1:A:124:ILE:N	15	119.99	6.67	121.2
(1,238)	1:A:141:ILE:N	1:A:141:ILE:CA	1:A:141:ILE:C	1:A:142:THR:N	15	119.48	18.69	122.4
(1,220)	1:A:131:LYS:N	1:A:131:LYS:CA	1:A:131:LYS:C	1:A:132:LEU:N	15	119.38	24.32	135.8
(1,700)	1:B:191:SER:N	1:B:191:SER:CA	1:B:191:SER:C	1:B:192:SER:N	15	114.63	19.03	117.4
(1,214)	1:A:126:PRO:N	1:A:126:PRO:CA	1:A:126:PRO:C	1:A:127:ASN:N	15	92.97	30.5	96.7
(1,545)	1:B:101:THR:C	1:B:102:GLY:N	1:B:102:GLY:CA	1:B:102:GLY:C	15	92.6	16.48	84.8
(1,526)	1:B:90:SER:N	1:B:90:SER:CA	1:B:90:SER:C	1:B:91:ARG:N	15	91.82	31.87	108.6
(1,169)	1:A:101:THR:C	1:A:102:GLY:N	1:A:102:GLY:CA	1:A:102:GLY:C	15	89.72	16.47	83.5
(1,324)	1:A:191:SER:N	1:A:191:SER:CA	1:A:191:SER:C	1:A:192:SER:N	15	88.18	25.62	96.6
(1,372)	1:A:216:LYS:N	1:A:216:LYS:CA	1:A:216:LYS:C	1:A:217:LYS:N	15	84.06	32.6	90.6

*Continued on next page...*

Continued from previous page...

Key	Atom-1	Atom-2	Atom-3	Atom-4	Models <sup>1</sup>	Mean	SD <sup>2</sup>	Median
(1,300)	1:A:176:ALA:N	1:A:176:ALA:CA	1:A:176:ALA:C	1:A:177:GLY:N	15	82.47	14.3	87.0
(1,150)	1:A:90:SER:N	1:A:90:SER:CA	1:A:90:SER:C	1:A:91:ARG:N	15	82.19	28.98	59.8
(1,676)	1:B:176:ALA:N	1:B:176:ALA:CA	1:B:176:ALA:C	1:B:177:GLY:N	15	75.63	27.73	86.4
(1,168)	1:A:101:THR:N	1:A:101:THR:CA	1:A:101:THR:C	1:A:102:GLY:N	15	75.11	26.99	59.6
(1,544)	1:B:101:THR:N	1:B:101:THR:CA	1:B:101:THR:C	1:B:102:GLY:N	15	74.39	30.88	82.9
(1,326)	1:A:192:SER:N	1:A:192:SER:CA	1:A:192:SER:C	1:A:193:LYS:N	15	64.71	18.34	74.8
(1,325)	1:A:191:SER:C	1:A:192:SER:N	1:A:192:SER:CA	1:A:192:SER:C	15	56.97	20.88	53.5
(1,701)	1:B:191:SER:C	1:B:192:SER:N	1:B:192:SER:CA	1:B:192:SER:C	15	48.18	18.74	56.2
(1,156)	1:A:93:TRP:N	1:A:93:TRP:CA	1:A:93:TRP:C	1:A:94:THR:N	15	46.97	18.27	51.5
(1,170)	1:A:102:GLY:N	1:A:102:GLY:CA	1:A:102:GLY:C	1:A:103:ALA:N	15	45.3	6.79	48.4
(1,546)	1:B:102:GLY:N	1:B:102:GLY:CA	1:B:102:GLY:C	1:B:103:ALA:N	15	40.23	12.29	45.9
(1,675)	1:B:175:THR:C	1:B:176:ALA:N	1:B:176:ALA:CA	1:B:176:ALA:C	15	29.49	9.93	32.5
(1,236)	1:A:140:HIS:N	1:A:140:HIS:CA	1:A:140:HIS:C	1:A:141:ILE:N	14	117.76	28.94	129.05
(1,458)	1:B:54:ASP:N	1:B:54:ASP:CA	1:B:54:ASP:C	1:B:55:THR:N	14	94.34	34.59	97.8
(1,590)	1:B:126:PRO:N	1:B:126:PRO:CA	1:B:126:PRO:C	1:B:127:ASN:N	14	88.8	26.02	88.35
(1,96)	1:A:61:LEU:N	1:A:61:LEU:CA	1:A:61:LEU:C	1:A:62:ALA:N	14	85.46	35.1	96.3
(1,748)	1:B:216:LYS:N	1:B:216:LYS:CA	1:B:216:LYS:C	1:B:217:LYS:N	14	83.0	38.05	81.55
(1,82)	1:A:54:ASP:N	1:A:54:ASP:CA	1:A:54:ASP:C	1:A:55:THR:N	14	81.82	32.72	85.05
(1,532)	1:B:93:TRP:N	1:B:93:TRP:CA	1:B:93:TRP:C	1:B:94:THR:N	14	53.41	29.28	47.5
(1,702)	1:B:192:SER:N	1:B:192:SER:CA	1:B:192:SER:C	1:B:193:LYS:N	14	44.76	12.69	41.7
(1,145)	1:A:87:LEU:C	1:A:88:ILE:N	1:A:88:ILE:CA	1:A:88:ILE:C	14	39.27	31.21	26.8
(1,435)	1:B:37:PHE:C	1:B:38:GLU:N	1:B:38:GLU:CA	1:B:38:GLU:C	14	39.19	18.01	38.15
(1,59)	1:A:37:PHE:C	1:A:38:GLU:N	1:A:38:GLU:CA	1:A:38:GLU:C	14	33.7	28.75	22.35
(1,299)	1:A:175:THR:C	1:A:176:ALA:N	1:A:176:ALA:CA	1:A:176:ALA:C	14	28.37	6.05	27.0
(1,290)	1:A:169:LEU:N	1:A:169:LEU:CA	1:A:169:LEU:C	1:A:170:ARG:N	14	8.32	0.24	8.3
(1,240)	1:A:142:THR:N	1:A:142:THR:CA	1:A:142:THR:C	1:A:143:LYS:N	13	94.78	46.68	115.8
(1,142)	1:A:86:GLY:N	1:A:86:GLY:CA	1:A:86:GLY:C	1:A:87:LEU:N	13	59.15	24.82	57.9
(1,374)	1:A:217:LYS:N	1:A:217:LYS:CA	1:A:217:LYS:C	1:A:218:ARG:N	13	57.11	45.91	48.4
(1,146)	1:A:88:ILE:N	1:A:88:ILE:CA	1:A:88:ILE:C	1:A:89:PRO:N	13	42.24	21.72	37.8
(1,533)	1:B:93:TRP:C	1:B:94:THR:N	1:B:94:THR:CA	1:B:94:THR:C	13	27.26	21.32	22.7
(1,534)	1:B:94:THR:N	1:B:94:THR:CA	1:B:94:THR:C	1:B:95:ASP:N	13	20.82	9.82	22.2
(1,472)	1:B:61:LEU:N	1:B:61:LEU:CA	1:B:61:LEU:C	1:B:62:ALA:N	12	78.32	34.9	95.0
(1,616)	1:B:142:THR:N	1:B:142:THR:CA	1:B:142:THR:C	1:B:143:LYS:N	12	75.61	54.36	101.6
(1,242)	1:A:143:LYS:N	1:A:143:LYS:CA	1:A:143:LYS:C	1:A:144:ARG:N	12	62.94	45.38	63.95
(1,618)	1:B:143:LYS:N	1:B:143:LYS:CA	1:B:143:LYS:C	1:B:144:ARG:N	12	59.62	37.06	42.65
(1,522)	1:B:88:ILE:N	1:B:88:ILE:CA	1:B:88:ILE:C	1:B:89:PRO:N	12	49.71	22.33	60.75
(1,521)	1:B:87:LEU:C	1:B:88:ILE:N	1:B:88:ILE:CA	1:B:88:ILE:C	12	34.3	22.66	27.05
(1,158)	1:A:94:THR:N	1:A:94:THR:CA	1:A:94:THR:C	1:A:95:ASP:N	12	14.0	8.93	12.2
(1,666)	1:B:169:LEU:N	1:B:169:LEU:CA	1:B:169:LEU:C	1:B:170:ARG:N	12	8.32	0.23	8.25
(1,612)	1:B:140:HIS:N	1:B:140:HIS:CA	1:B:140:HIS:C	1:B:141:ILE:N	11	125.56	17.73	126.1
(1,518)	1:B:86:GLY:N	1:B:86:GLY:CA	1:B:86:GLY:C	1:B:87:LEU:N	11	71.38	41.42	85.4
(1,617)	1:B:142:THR:C	1:B:143:LYS:N	1:B:143:LYS:CA	1:B:143:LYS:C	11	35.81	44.54	15.2
(1,457)	1:B:53:VAL:C	1:B:54:ASP:N	1:B:54:ASP:CA	1:B:54:ASP:C	11	24.72	25.63	12.8
(1,595)	1:B:130:GLY:C	1:B:131:LYS:N	1:B:131:LYS:CA	1:B:131:LYS:C	11	12.14	9.17	11.5
(1,124)	1:A:76:GLU:N	1:A:76:GLU:CA	1:A:76:GLU:C	1:A:77:GLN:N	11	10.55	3.04	11.7
(1,154)	1:A:92:GLY:N	1:A:92:GLY:CA	1:A:92:GLY:C	1:A:93:TRP:N	11	9.29	1.87	10.1
(1,332)	1:A:196:LYS:N	1:A:196:LYS:CA	1:A:196:LYS:C	1:A:197:PRO:N	11	5.98	3.35	6.7
(1,500)	1:B:76:GLU:N	1:B:76:GLU:CA	1:B:76:GLU:C	1:B:77:GLN:N	11	4.5	3.32	3.4
(1,141)	1:A:85:GLN:C	1:A:86:GLY:N	1:A:86:GLY:CA	1:A:86:GLY:C	10	120.43	21.43	124.0
(1,517)	1:B:85:GLN:C	1:B:86:GLY:N	1:B:86:GLY:CA	1:B:86:GLY:C	10	115.82	18.66	122.2
(1,750)	1:B:217:LYS:N	1:B:217:LYS:CA	1:B:217:LYS:C	1:B:218:ARG:N	10	53.04	20.88	54.75

Continued on next page...

Continued from previous page...

Key	Atom-1	Atom-2	Atom-3	Atom-4	Models <sup>1</sup>	Mean	SD <sup>2</sup>	Median
(1,669)	1:B:171:GLY:C	1:B:172:LYS:N	1:B:172:LYS:CA	1:B:172:LYS:C	10	17.17	10.4	16.95
(1,674)	1:B:174:ASP:N	1:B:174:ASP:CA	1:B:174:ASP:C	1:B:175:THR:N	10	16.24	9.43	22.2
(1,298)	1:A:174:ASP:N	1:A:174:ASP:CA	1:A:174:ASP:C	1:A:175:THR:N	10	16.1	9.6	22.4
(1,466)	1:B:58:LEU:N	1:B:58:LEU:CA	1:B:58:LEU:C	1:B:59:HIS:N	10	12.97	7.55	12.25
(1,708)	1:B:196:LYS:N	1:B:196:LYS:CA	1:B:196:LYS:C	1:B:197:PRO:N	10	5.48	2.57	5.55
(1,152)	1:A:91:ARG:N	1:A:91:ARG:CA	1:A:91:ARG:C	1:A:92:GLY:N	9	89.39	52.86	97.7
(1,81)	1:A:53:VAL:C	1:A:54:ASP:N	1:A:54:ASP:CA	1:A:54:ASP:C	9	53.4	25.16	52.9
(1,323)	1:A:190:LYS:C	1:A:191:SER:N	1:A:191:SER:CA	1:A:191:SER:C	9	32.29	33.33	18.5
(1,157)	1:A:93:TRP:C	1:A:94:THR:N	1:A:94:THR:CA	1:A:94:THR:C	9	30.77	20.95	28.8
(1,293)	1:A:171:GLY:C	1:A:172:LYS:N	1:A:172:LYS:CA	1:A:172:LYS:C	9	16.22	8.67	17.7
(1,434)	1:B:37:PHE:N	1:B:37:PHE:CA	1:B:37:PHE:C	1:B:38:GLU:N	9	10.92	4.35	11.6
(1,320)	1:A:188:LEU:N	1:A:188:LEU:CA	1:A:188:LEU:C	1:A:189:PHE:N	9	6.51	3.52	7.7
(1,747)	1:B:215:VAL:C	1:B:216:LYS:N	1:B:216:LYS:CA	1:B:216:LYS:C	8	69.06	54.38	73.5
(1,371)	1:A:215:VAL:C	1:A:216:LYS:N	1:A:216:LYS:CA	1:A:216:LYS:C	8	54.32	54.68	19.85
(1,611)	1:B:139:ASN:C	1:B:140:HIS:N	1:B:140:HIS:CA	1:B:140:HIS:C	8	34.86	25.22	34.05
(1,749)	1:B:216:LYS:C	1:B:217:LYS:N	1:B:217:LYS:CA	1:B:217:LYS:C	8	25.88	27.32	11.95
(1,72)	1:A:46:SER:N	1:A:46:SER:CA	1:A:46:SER:C	1:A:47:GLY:N	8	18.25	10.43	15.15
(1,530)	1:B:92:GLY:N	1:B:92:GLY:CA	1:B:92:GLY:C	1:B:93:TRP:N	8	9.05	2.48	10.1
(1,248)	1:A:147:PHE:N	1:A:147:PHE:CA	1:A:147:PHE:C	1:A:148:LEU:N	7	85.64	37.29	108.4
(1,235)	1:A:139:ASN:C	1:A:140:HIS:N	1:A:140:HIS:CA	1:A:140:HIS:C	7	37.21	17.4	44.6
(1,623)	1:B:146:PRO:C	1:B:147:PHE:N	1:B:147:PHE:CA	1:B:147:PHE:C	7	25.93	24.88	24.9
(1,219)	1:A:130:GLY:C	1:A:131:LYS:N	1:A:131:LYS:CA	1:A:131:LYS:C	7	18.97	7.67	20.7
(1,436)	1:B:38:GLU:N	1:B:38:GLU:CA	1:B:38:GLU:C	1:B:39:PRO:N	7	16.56	11.68	10.3
(1,615)	1:B:141:ILE:C	1:B:142:THR:N	1:B:142:THR:CA	1:B:142:THR:C	7	16.14	8.54	11.5
(1,90)	1:A:58:LEU:N	1:A:58:LEU:CA	1:A:58:LEU:C	1:A:59:HIS:N	7	13.47	7.44	9.9
(1,295)	1:A:172:LYS:C	1:A:173:HIS:N	1:A:173:HIS:CA	1:A:173:HIS:C	7	1.91	0.71	1.4
(1,671)	1:B:172:LYS:C	1:B:173:HIS:N	1:B:173:HIS:CA	1:B:173:HIS:C	7	1.91	0.86	1.3
(1,528)	1:B:91:ARG:N	1:B:91:ARG:CA	1:B:91:ARG:C	1:B:92:GLY:N	6	95.63	45.57	99.95
(1,452)	1:B:51:MET:N	1:B:51:MET:CA	1:B:51:MET:C	1:B:52:HIS:N	6	69.73	41.39	89.35
(1,241)	1:A:142:THR:C	1:A:143:LYS:N	1:A:143:LYS:CA	1:A:143:LYS:C	6	55.83	51.78	35.6
(1,624)	1:B:147:PHE:N	1:B:147:PHE:CA	1:B:147:PHE:C	1:B:148:LEU:N	6	51.22	39.46	39.45
(1,699)	1:B:190:LYS:C	1:B:191:SER:N	1:B:191:SER:CA	1:B:191:SER:C	6	47.13	31.79	31.65
(1,247)	1:A:146:PRO:C	1:A:147:PHE:N	1:A:147:PHE:CA	1:A:147:PHE:C	6	45.62	29.98	44.1
(1,75)	1:A:50:GLY:C	1:A:51:MET:N	1:A:51:MET:CA	1:A:51:MET:C	6	43.55	3.12	42.55
(1,95)	1:A:60:PRO:C	1:A:61:LEU:N	1:A:61:LEU:CA	1:A:61:LEU:C	6	43.33	28.18	42.1
(1,237)	1:A:140:HIS:C	1:A:141:ILE:N	1:A:141:ILE:CA	1:A:141:ILE:C	6	19.62	11.32	19.8
(1,543)	1:B:100:GLY:C	1:B:101:THR:N	1:B:101:THR:CA	1:B:101:THR:C	6	10.35	2.77	9.65
(1,492)	1:B:72:ASP:N	1:B:72:ASP:CA	1:B:72:ASP:C	1:B:73:LEU:N	6	8.4	3.1	7.15
(1,172)	1:A:103:ALA:N	1:A:103:ALA:CA	1:A:103:ALA:C	1:A:104:VAL:N	6	3.68	0.41	3.75
(1,527)	1:B:90:SER:C	1:B:91:ARG:N	1:B:91:ARG:CA	1:B:91:ARG:C	5	74.9	24.38	87.0
(1,373)	1:A:216:LYS:C	1:A:217:LYS:N	1:A:217:LYS:CA	1:A:217:LYS:C	5	54.26	40.37	85.2
(1,76)	1:A:51:MET:N	1:A:51:MET:CA	1:A:51:MET:C	1:A:52:HIS:N	5	54.16	35.75	42.2
(1,471)	1:B:60:PRO:C	1:B:61:LEU:N	1:B:61:LEU:CA	1:B:61:LEU:C	5	21.84	12.99	25.2
(1,448)	1:B:46:SER:N	1:B:46:SER:CA	1:B:46:SER:C	1:B:47:GLY:N	5	14.76	9.67	10.4
(1,410)	1:B:24:THR:N	1:B:24:THR:CA	1:B:24:THR:C	1:B:25:LYS:N	5	13.9	4.25	15.6
(1,166)	1:A:98:CYS:N	1:A:98:CYS:CA	1:A:98:CYS:C	1:A:99:TYR:N	5	13.18	6.79	16.8
(1,244)	1:A:145:GLY:N	1:A:145:GLY:CA	1:A:145:GLY:C	1:A:146:PRO:N	5	11.54	6.61	12.2
(1,167)	1:A:100:GLY:C	1:A:101:THR:N	1:A:101:THR:CA	1:A:101:THR:C	5	9.36	4.38	10.6
(1,143)	1:A:86:GLY:C	1:A:87:LEU:N	1:A:87:LEU:CA	1:A:87:LEU:C	5	6.82	3.4	6.2
(1,79)	1:A:52:HIS:C	1:A:53:VAL:N	1:A:53:VAL:CA	1:A:53:VAL:C	5	6.14	5.39	3.8
(1,696)	1:B:188:LEU:N	1:B:188:LEU:CA	1:B:188:LEU:C	1:B:189:PHE:N	5	5.58	2.08	5.0

Continued on next page...



Continued from previous page...

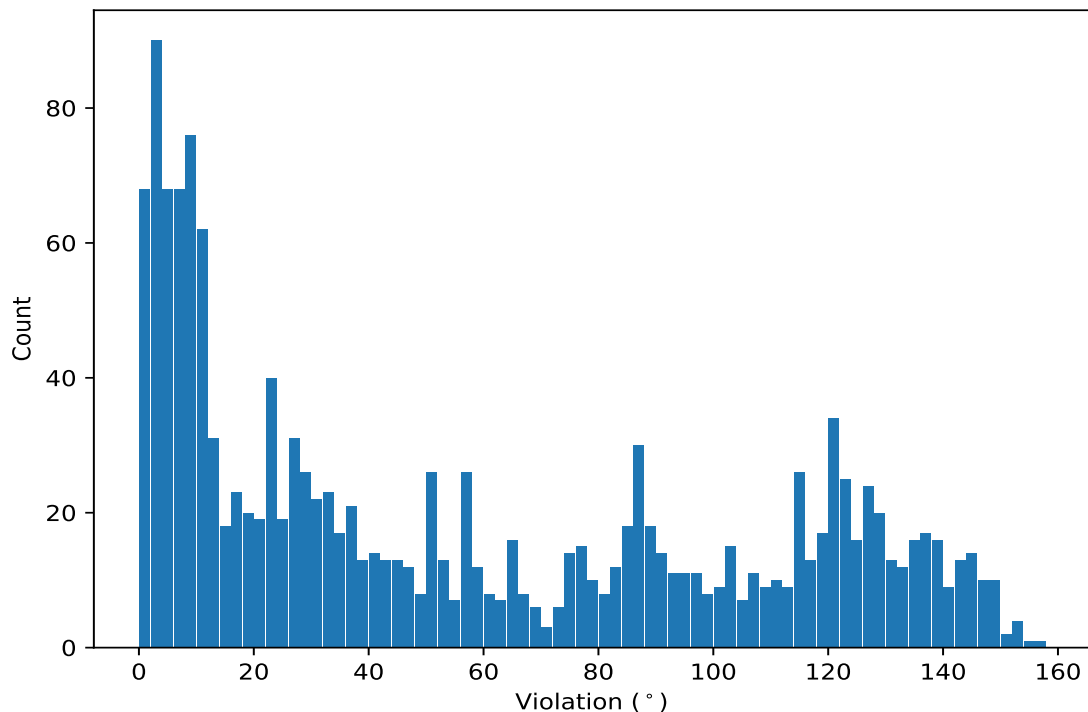
Key	Atom-1	Atom-2	Atom-3	Atom-4	Models <sup>1</sup>	Mean	SD <sup>2</sup>	Median
(1,209)	1:A:123:ASN:C	1:A:124:ILE:N	1:A:124:ILE:CA	1:A:124:ILE:C	5	5.34	2.97	3.6
(1,98)	1:A:62:ALA:N	1:A:62:ALA:CA	1:A:62:ALA:C	1:A:63:GLY:N	5	5.2	2.89	4.8
(1,542)	1:B:98:CYS:N	1:B:98:CYS:CA	1:B:98:CYS:C	1:B:99:TYR:N	5	5.02	3.92	4.4
(1,548)	1:B:103:ALA:N	1:B:103:ALA:CA	1:B:103:ALA:C	1:B:104:VAL:N	5	2.92	1.18	3.8
(1,285)	1:A:166:ILE:C	1:A:167:ASP:N	1:A:167:ASP:CA	1:A:167:ASP:C	5	1.26	0.19	1.2
(1,531)	1:B:92:GLY:C	1:B:93:TRP:N	1:B:93:TRP:CA	1:B:93:TRP:C	4	29.65	2.58	30.15
(1,613)	1:B:140:HIS:C	1:B:141:ILE:N	1:B:141:ILE:CA	1:B:141:ILE:C	4	12.75	6.32	11.45
(1,60)	1:A:38:GLU:N	1:A:38:GLU:CA	1:A:38:GLU:C	1:A:39:PRO:N	4	12.55	8.87	12.15
(1,58)	1:A:37:PHE:N	1:A:37:PHE:CA	1:A:37:PHE:C	1:A:38:GLU:N	4	11.8	6.1	12.65
(1,239)	1:A:141:ILE:C	1:A:142:THR:N	1:A:142:THR:CA	1:A:142:THR:C	4	11.2	6.87	10.65
(1,243)	1:A:144:ARG:C	1:A:145:GLY:N	1:A:145:GLY:CA	1:A:145:GLY:C	4	9.4	1.17	10.0
(1,412)	1:B:25:LYS:N	1:B:25:LYS:CA	1:B:25:LYS:C	1:B:26:PRO:N	4	8.85	1.15	8.85
(1,116)	1:A:72:ASP:N	1:A:72:ASP:CA	1:A:72:ASP:C	1:A:73:LEU:N	4	6.68	3.51	6.65
(1,136)	1:A:82:GLU:N	1:A:82:GLU:CA	1:A:82:GLU:C	1:A:83:GLY:N	4	6.68	3.31	7.1
(1,380)	1:B:4:LEU:N	1:B:4:LEU:CA	1:B:4:LEU:C	1:B:5:PHE:N	4	6.15	0.21	6.25
(1,77)	1:A:51:MET:C	1:A:52:HIS:N	1:A:52:HIS:CA	1:A:52:HIS:C	4	5.25	3.1	5.55
(1,512)	1:B:82:GLU:N	1:B:82:GLU:CA	1:B:82:GLU:C	1:B:83:GLY:N	4	4.55	0.58	4.75
(1,560)	1:B:109:LEU:N	1:B:109:LEU:CA	1:B:109:LEU:C	1:B:110:GLY:N	4	3.28	1.15	3.15
(1,578)	1:B:120:GLY:N	1:B:120:GLY:CA	1:B:120:GLY:C	1:B:121:LEU:N	4	2.9	0.29	3.05
(1,202)	1:A:120:GLY:N	1:A:120:GLY:CA	1:A:120:GLY:C	1:A:121:LEU:N	4	2.88	0.33	2.85
(1,151)	1:A:90:SER:C	1:A:91:ARG:N	1:A:91:ARG:CA	1:A:91:ARG:C	3	88.57	2.93	89.9
(1,155)	1:A:92:GLY:C	1:A:93:TRP:N	1:A:93:TRP:CA	1:A:93:TRP:C	3	28.8	0.29	28.7
(1,455)	1:B:52:HIS:C	1:B:53:VAL:N	1:B:53:VAL:CA	1:B:53:VAL:C	3	12.63	7.81	17.7
(1,34)	1:A:24:THR:N	1:A:24:THR:CA	1:A:24:THR:C	1:A:25:LYS:N	3	11.17	6.35	10.4
(1,620)	1:B:145:GLY:N	1:B:145:GLY:CA	1:B:145:GLY:C	1:B:146:PRO:N	3	10.97	6.56	14.3
(1,453)	1:B:51:MET:C	1:B:52:HIS:N	1:B:52:HIS:CA	1:B:52:HIS:C	3	6.07	2.1	6.5
(1,171)	1:A:102:GLY:C	1:A:103:ALA:N	1:A:103:ALA:CA	1:A:103:ALA:C	3	5.7	2.79	7.1
(1,4)	1:A:4:LEU:N	1:A:4:LEU:CA	1:A:4:LEU:C	1:A:5:PHE:N	3	5.67	0.53	5.7
(1,514)	1:B:84:SER:N	1:B:84:SER:CA	1:B:84:SER:C	1:B:85:GLN:N	3	4.7	2.91	4.4
(1,547)	1:B:102:GLY:C	1:B:103:ALA:N	1:B:103:ALA:CA	1:B:103:ALA:C	3	4.07	2.21	4.0
(1,539)	1:B:96:ASP:C	1:B:97:LEU:N	1:B:97:LEU:CA	1:B:97:LEU:C	3	3.03	0.74	3.4
(1,294)	1:A:172:LYS:N	1:A:172:LYS:CA	1:A:172:LYS:C	1:A:173:HIS:N	3	2.47	1.0	2.2
(1,670)	1:B:172:LYS:N	1:B:172:LYS:CA	1:B:172:LYS:C	1:B:173:HIS:N	3	1.93	0.45	2.2
(1,673)	1:B:173:HIS:C	1:B:174:ASP:N	1:B:174:ASP:CA	1:B:174:ASP:C	3	1.47	0.17	1.4
(1,661)	1:B:166:ILE:C	1:B:167:ASP:N	1:B:167:ASP:CA	1:B:167:ASP:C	3	1.3	0.08	1.3
(1,297)	1:A:173:HIS:C	1:A:174:ASP:N	1:A:174:ASP:CA	1:A:174:ASP:C	3	1.1	0.0	1.1
(1,456)	1:B:53:VAL:N	1:B:53:VAL:CA	1:B:53:VAL:C	1:B:54:ASP:N	2	13.4	4.3	13.4
(1,411)	1:B:24:THR:C	1:B:25:LYS:N	1:B:25:LYS:CA	1:B:25:LYS:C	2	10.15	0.05	10.15
(1,433)	1:B:36:GLY:C	1:B:37:PHE:N	1:B:37:PHE:CA	1:B:37:PHE:C	2	8.35	1.45	8.35
(1,57)	1:A:36:GLY:C	1:A:37:PHE:N	1:A:37:PHE:CA	1:A:37:PHE:C	2	7.95	1.45	7.95
(1,80)	1:A:53:VAL:N	1:A:53:VAL:CA	1:A:53:VAL:C	1:A:54:ASP:N	2	6.7	3.1	6.7
(1,184)	1:A:109:LEU:N	1:A:109:LEU:CA	1:A:109:LEU:C	1:A:110:GLY:N	2	6.25	2.05	6.25
(1,36)	1:A:25:LYS:N	1:A:25:LYS:CA	1:A:25:LYS:C	1:A:26:PRO:N	2	6.1	0.7	6.1
(1,474)	1:B:62:ALA:N	1:B:62:ALA:CA	1:B:62:ALA:C	1:B:63:GLY:N	2	5.8	2.9	5.8
(1,35)	1:A:24:THR:C	1:A:25:LYS:N	1:A:25:LYS:CA	1:A:25:LYS:C	2	5.75	4.25	5.75
(1,212)	1:A:125:PRO:N	1:A:125:PRO:CA	1:A:125:PRO:C	1:A:126:PRO:N	2	5.55	0.15	5.55
(1,288)	1:A:168:ALA:N	1:A:168:ALA:CA	1:A:168:ALA:C	1:A:169:LEU:N	2	3.55	2.45	3.55
(1,163)	1:A:96:ASP:C	1:A:97:LEU:N	1:A:97:LEU:CA	1:A:97:LEU:C	2	3.25	0.05	3.25
(1,664)	1:B:168:ALA:N	1:B:168:ALA:CA	1:B:168:ALA:C	1:B:169:LEU:N	2	2.2	0.0	2.2
(1,264)	1:A:156:ALA:N	1:A:156:ALA:CA	1:A:156:ALA:C	1:A:157:LEU:N	2	1.15	0.05	1.15

<sup>1</sup> Number of violated models, <sup>2</sup>Standard deviation, All angle values are in degree (°)

## 10.5 All violated dihedral-angle restraints [i](#)

### 10.5.1 Histogram : Distribution of violations [i](#)

The following histogram shows the distribution of the absolute value of the violation for all violated restraints in the ensemble.



### 10.5.2 Table: All violated dihedral-angle restraints [i](#)

The following table lists the absolute value of the violation for each restraint in the ensemble sorted by its value. The Key (restraint list ID, restraint ID) is the unique identifier for a given restraint.

Key	Atom-1	Atom-2	Atom-3	Atom-4	Model ID	Violation (°)
(1,62)	1:A:39:PRO:N	1:A:39:PRO:CA	1:A:39:PRO:C	1:A:40:ASN:N	1	157.2
(1,438)	1:B:39:PRO:N	1:B:39:PRO:CA	1:B:39:PRO:C	1:B:40:ASN:N	9	154.3
(1,38)	1:A:26:PRO:N	1:A:26:PRO:CA	1:A:26:PRO:C	1:A:27:LYS:N	4	153.9
(1,414)	1:B:26:PRO:N	1:B:26:PRO:CA	1:B:26:PRO:C	1:B:27:LYS:N	4	153.1
(1,38)	1:A:26:PRO:N	1:A:26:PRO:CA	1:A:26:PRO:C	1:A:27:LYS:N	3	152.3
(1,414)	1:B:26:PRO:N	1:B:26:PRO:CA	1:B:26:PRO:C	1:B:27:LYS:N	5	152.2
(1,38)	1:A:26:PRO:N	1:A:26:PRO:CA	1:A:26:PRO:C	1:A:27:LYS:N	10	151.8
(1,414)	1:B:26:PRO:N	1:B:26:PRO:CA	1:B:26:PRO:C	1:B:27:LYS:N	8	151.3
(1,414)	1:B:26:PRO:N	1:B:26:PRO:CA	1:B:26:PRO:C	1:B:27:LYS:N	11	149.9
(1,414)	1:B:26:PRO:N	1:B:26:PRO:CA	1:B:26:PRO:C	1:B:27:LYS:N	9	149.5
(1,414)	1:B:26:PRO:N	1:B:26:PRO:CA	1:B:26:PRO:C	1:B:27:LYS:N	14	149.3
(1,38)	1:A:26:PRO:N	1:A:26:PRO:CA	1:A:26:PRO:C	1:A:27:LYS:N	8	149.3
(1,414)	1:B:26:PRO:N	1:B:26:PRO:CA	1:B:26:PRO:C	1:B:27:LYS:N	10	149.2
(1,38)	1:A:26:PRO:N	1:A:26:PRO:CA	1:A:26:PRO:C	1:A:27:LYS:N	15	149.2

*Continued on next page...*

Continued from previous page...

Key	Atom-1	Atom-2	Atom-3	Atom-4	Model ID	Violation (°)
(1,236)	1:A:140:HIS:N	1:A:140:HIS:CA	1:A:140:HIS:C	1:A:141:ILE:N	1	148.8
(1,414)	1:B:26:PRO:N	1:B:26:PRO:CA	1:B:26:PRO:C	1:B:27:LYS:N	12	148.7
(1,62)	1:A:39:PRO:N	1:A:39:PRO:CA	1:A:39:PRO:C	1:A:40:ASN:N	13	148.3
(1,62)	1:A:39:PRO:N	1:A:39:PRO:CA	1:A:39:PRO:C	1:A:40:ASN:N	7	148.1
(1,38)	1:A:26:PRO:N	1:A:26:PRO:CA	1:A:26:PRO:C	1:A:27:LYS:N	1	147.7
(1,38)	1:A:26:PRO:N	1:A:26:PRO:CA	1:A:26:PRO:C	1:A:27:LYS:N	11	147.6
(1,238)	1:A:141:ILE:N	1:A:141:ILE:CA	1:A:141:ILE:C	1:A:142:THR:N	2	146.8
(1,38)	1:A:26:PRO:N	1:A:26:PRO:CA	1:A:26:PRO:C	1:A:27:LYS:N	13	146.7
(1,236)	1:A:140:HIS:N	1:A:140:HIS:CA	1:A:140:HIS:C	1:A:141:ILE:N	9	146.5
(1,438)	1:B:39:PRO:N	1:B:39:PRO:CA	1:B:39:PRO:C	1:B:40:ASN:N	12	146.3
(1,414)	1:B:26:PRO:N	1:B:26:PRO:CA	1:B:26:PRO:C	1:B:27:LYS:N	1	146.3
(1,236)	1:A:140:HIS:N	1:A:140:HIS:CA	1:A:140:HIS:C	1:A:141:ILE:N	11	146.3
(1,414)	1:B:26:PRO:N	1:B:26:PRO:CA	1:B:26:PRO:C	1:B:27:LYS:N	3	146.2
(1,438)	1:B:39:PRO:N	1:B:39:PRO:CA	1:B:39:PRO:C	1:B:40:ASN:N	14	146.0
(1,612)	1:B:140:HIS:N	1:B:140:HIS:CA	1:B:140:HIS:C	1:B:141:ILE:N	2	145.9
(1,152)	1:A:91:ARG:N	1:A:91:ARG:CA	1:A:91:ARG:C	1:A:92:GLY:N	15	145.9
(1,38)	1:A:26:PRO:N	1:A:26:PRO:CA	1:A:26:PRO:C	1:A:27:LYS:N	14	145.4
(1,38)	1:A:26:PRO:N	1:A:26:PRO:CA	1:A:26:PRO:C	1:A:27:LYS:N	5	145.2
(1,38)	1:A:26:PRO:N	1:A:26:PRO:CA	1:A:26:PRO:C	1:A:27:LYS:N	7	145.2
(1,38)	1:A:26:PRO:N	1:A:26:PRO:CA	1:A:26:PRO:C	1:A:27:LYS:N	12	145.1
(1,238)	1:A:141:ILE:N	1:A:141:ILE:CA	1:A:141:ILE:C	1:A:142:THR:N	13	145.1
(1,612)	1:B:140:HIS:N	1:B:140:HIS:CA	1:B:140:HIS:C	1:B:141:ILE:N	5	144.8
(1,596)	1:B:131:LYS:N	1:B:131:LYS:CA	1:B:131:LYS:C	1:B:132:LEU:N	2	144.7
(1,236)	1:A:140:HIS:N	1:A:140:HIS:CA	1:A:140:HIS:C	1:A:141:ILE:N	2	144.7
(1,220)	1:A:131:LYS:N	1:A:131:LYS:CA	1:A:131:LYS:C	1:A:132:LEU:N	14	144.6
(1,438)	1:B:39:PRO:N	1:B:39:PRO:CA	1:B:39:PRO:C	1:B:40:ASN:N	4	144.5
(1,528)	1:B:91:ARG:N	1:B:91:ARG:CA	1:B:91:ARG:C	1:B:92:GLY:N	5	144.1
(1,62)	1:A:39:PRO:N	1:A:39:PRO:CA	1:A:39:PRO:C	1:A:40:ASN:N	6	144.0
(1,38)	1:A:26:PRO:N	1:A:26:PRO:CA	1:A:26:PRO:C	1:A:27:LYS:N	6	143.9
(1,414)	1:B:26:PRO:N	1:B:26:PRO:CA	1:B:26:PRO:C	1:B:27:LYS:N	6	143.4
(1,220)	1:A:131:LYS:N	1:A:131:LYS:CA	1:A:131:LYS:C	1:A:132:LEU:N	9	143.4
(1,700)	1:B:191:SER:N	1:B:191:SER:CA	1:B:191:SER:C	1:B:192:SER:N	12	143.2
(1,220)	1:A:131:LYS:N	1:A:131:LYS:CA	1:A:131:LYS:C	1:A:132:LEU:N	3	143.0
(1,152)	1:A:91:ARG:N	1:A:91:ARG:CA	1:A:91:ARG:C	1:A:92:GLY:N	13	143.0
(1,141)	1:A:85:GLN:C	1:A:86:GLY:N	1:A:86:GLY:CA	1:A:86:GLY:C	5	142.6
(1,700)	1:B:191:SER:N	1:B:191:SER:CA	1:B:191:SER:C	1:B:192:SER:N	1	142.5
(1,612)	1:B:140:HIS:N	1:B:140:HIS:CA	1:B:140:HIS:C	1:B:141:ILE:N	6	142.5
(1,414)	1:B:26:PRO:N	1:B:26:PRO:CA	1:B:26:PRO:C	1:B:27:LYS:N	2	142.5
(1,414)	1:B:26:PRO:N	1:B:26:PRO:CA	1:B:26:PRO:C	1:B:27:LYS:N	13	142.4
(1,38)	1:A:26:PRO:N	1:A:26:PRO:CA	1:A:26:PRO:C	1:A:27:LYS:N	9	142.4
(1,616)	1:B:142:THR:N	1:B:142:THR:CA	1:B:142:THR:C	1:B:143:LYS:N	7	142.0
(1,596)	1:B:131:LYS:N	1:B:131:LYS:CA	1:B:131:LYS:C	1:B:132:LEU:N	10	141.9
(1,236)	1:A:140:HIS:N	1:A:140:HIS:CA	1:A:140:HIS:C	1:A:141:ILE:N	5	141.9
(1,596)	1:B:131:LYS:N	1:B:131:LYS:CA	1:B:131:LYS:C	1:B:132:LEU:N	7	141.8
(1,596)	1:B:131:LYS:N	1:B:131:LYS:CA	1:B:131:LYS:C	1:B:132:LEU:N	14	141.8
(1,220)	1:A:131:LYS:N	1:A:131:LYS:CA	1:A:131:LYS:C	1:A:132:LEU:N	13	141.5
(1,612)	1:B:140:HIS:N	1:B:140:HIS:CA	1:B:140:HIS:C	1:B:141:ILE:N	14	141.0
(1,62)	1:A:39:PRO:N	1:A:39:PRO:CA	1:A:39:PRO:C	1:A:40:ASN:N	15	140.9
(1,38)	1:A:26:PRO:N	1:A:26:PRO:CA	1:A:26:PRO:C	1:A:27:LYS:N	2	140.4
(1,470)	1:B:60:PRO:N	1:B:60:PRO:CA	1:B:60:PRO:C	1:B:61:LEU:N	5	140.3
(1,220)	1:A:131:LYS:N	1:A:131:LYS:CA	1:A:131:LYS:C	1:A:132:LEU:N	2	139.9

Continued on next page...

Continued from previous page...

Key	Atom-1	Atom-2	Atom-3	Atom-4	Model ID	Violation (°)
(1,614)	1:B:141:ILE:N	1:B:141:ILE:CA	1:B:141:ILE:C	1:B:142:THR:N	4	139.8
(1,414)	1:B:26:PRO:N	1:B:26:PRO:CA	1:B:26:PRO:C	1:B:27:LYS:N	7	139.8
(1,470)	1:B:60:PRO:N	1:B:60:PRO:CA	1:B:60:PRO:C	1:B:61:LEU:N	7	139.5
(1,438)	1:B:39:PRO:N	1:B:39:PRO:CA	1:B:39:PRO:C	1:B:40:ASN:N	13	139.3
(1,700)	1:B:191:SER:N	1:B:191:SER:CA	1:B:191:SER:C	1:B:192:SER:N	4	139.2
(1,596)	1:B:131:LYS:N	1:B:131:LYS:CA	1:B:131:LYS:C	1:B:132:LEU:N	6	139.2
(1,596)	1:B:131:LYS:N	1:B:131:LYS:CA	1:B:131:LYS:C	1:B:132:LEU:N	13	139.2
(1,220)	1:A:131:LYS:N	1:A:131:LYS:CA	1:A:131:LYS:C	1:A:132:LEU:N	8	139.0
(1,62)	1:A:39:PRO:N	1:A:39:PRO:CA	1:A:39:PRO:C	1:A:40:ASN:N	11	138.9
(1,438)	1:B:39:PRO:N	1:B:39:PRO:CA	1:B:39:PRO:C	1:B:40:ASN:N	5	138.9
(1,238)	1:A:141:ILE:N	1:A:141:ILE:CA	1:A:141:ILE:C	1:A:142:THR:N	6	138.6
(1,470)	1:B:60:PRO:N	1:B:60:PRO:CA	1:B:60:PRO:C	1:B:61:LEU:N	9	138.2
(1,517)	1:B:85:GLN:C	1:B:86:GLY:N	1:B:86:GLY:CA	1:B:86:GLY:C	14	138.1
(1,438)	1:B:39:PRO:N	1:B:39:PRO:CA	1:B:39:PRO:C	1:B:40:ASN:N	3	138.1
(1,62)	1:A:39:PRO:N	1:A:39:PRO:CA	1:A:39:PRO:C	1:A:40:ASN:N	12	138.0
(1,517)	1:B:85:GLN:C	1:B:86:GLY:N	1:B:86:GLY:CA	1:B:86:GLY:C	2	137.9
(1,372)	1:A:216:LYS:N	1:A:216:LYS:CA	1:A:216:LYS:C	1:A:217:LYS:N	8	137.9
(1,62)	1:A:39:PRO:N	1:A:39:PRO:CA	1:A:39:PRO:C	1:A:40:ASN:N	10	137.8
(1,614)	1:B:141:ILE:N	1:B:141:ILE:CA	1:B:141:ILE:C	1:B:142:THR:N	8	137.8
(1,528)	1:B:91:ARG:N	1:B:91:ARG:CA	1:B:91:ARG:C	1:B:92:GLY:N	2	137.6
(1,438)	1:B:39:PRO:N	1:B:39:PRO:CA	1:B:39:PRO:C	1:B:40:ASN:N	7	137.4
(1,240)	1:A:142:THR:N	1:A:142:THR:CA	1:A:142:THR:C	1:A:143:LYS:N	5	137.4
(1,141)	1:A:85:GLN:C	1:A:86:GLY:N	1:A:86:GLY:CA	1:A:86:GLY:C	3	137.1
(1,62)	1:A:39:PRO:N	1:A:39:PRO:CA	1:A:39:PRO:C	1:A:40:ASN:N	9	137.0
(1,236)	1:A:140:HIS:N	1:A:140:HIS:CA	1:A:140:HIS:C	1:A:141:ILE:N	6	137.0
(1,414)	1:B:26:PRO:N	1:B:26:PRO:CA	1:B:26:PRO:C	1:B:27:LYS:N	15	136.8
(1,220)	1:A:131:LYS:N	1:A:131:LYS:CA	1:A:131:LYS:C	1:A:132:LEU:N	15	136.8
(1,748)	1:B:216:LYS:N	1:B:216:LYS:CA	1:B:216:LYS:C	1:B:217:LYS:N	8	136.7
(1,141)	1:A:85:GLN:C	1:A:86:GLY:N	1:A:86:GLY:CA	1:A:86:GLY:C	13	136.5
(1,242)	1:A:143:LYS:N	1:A:143:LYS:CA	1:A:143:LYS:C	1:A:144:ARG:N	4	136.3
(1,152)	1:A:91:ARG:N	1:A:91:ARG:CA	1:A:91:ARG:C	1:A:92:GLY:N	11	136.2
(1,614)	1:B:141:ILE:N	1:B:141:ILE:CA	1:B:141:ILE:C	1:B:142:THR:N	11	136.1
(1,220)	1:A:131:LYS:N	1:A:131:LYS:CA	1:A:131:LYS:C	1:A:132:LEU:N	11	135.8
(1,614)	1:B:141:ILE:N	1:B:141:ILE:CA	1:B:141:ILE:C	1:B:142:THR:N	2	135.6
(1,438)	1:B:39:PRO:N	1:B:39:PRO:CA	1:B:39:PRO:C	1:B:40:ASN:N	1	135.4
(1,236)	1:A:140:HIS:N	1:A:140:HIS:CA	1:A:140:HIS:C	1:A:141:ILE:N	4	135.4
(1,470)	1:B:60:PRO:N	1:B:60:PRO:CA	1:B:60:PRO:C	1:B:61:LEU:N	2	135.2
(1,141)	1:A:85:GLN:C	1:A:86:GLY:N	1:A:86:GLY:CA	1:A:86:GLY:C	11	135.1
(1,618)	1:B:143:LYS:N	1:B:143:LYS:CA	1:B:143:LYS:C	1:B:144:ARG:N	3	134.6
(1,238)	1:A:141:ILE:N	1:A:141:ILE:CA	1:A:141:ILE:C	1:A:142:THR:N	8	134.6
(1,94)	1:A:60:PRO:N	1:A:60:PRO:CA	1:A:60:PRO:C	1:A:61:LEU:N	4	134.4
(1,82)	1:A:54:ASP:N	1:A:54:ASP:CA	1:A:54:ASP:C	1:A:55:THR:N	13	134.4
(1,518)	1:B:86:GLY:N	1:B:86:GLY:CA	1:B:86:GLY:C	1:B:87:LEU:N	13	134.3
(1,96)	1:A:61:LEU:N	1:A:61:LEU:CA	1:A:61:LEU:C	1:A:62:ALA:N	8	134.2
(1,624)	1:B:147:PHE:N	1:B:147:PHE:CA	1:B:147:PHE:C	1:B:148:LEU:N	8	134.2
(1,590)	1:B:126:PRO:N	1:B:126:PRO:CA	1:B:126:PRO:C	1:B:127:ASN:N	4	134.2
(1,214)	1:A:126:PRO:N	1:A:126:PRO:CA	1:A:126:PRO:C	1:A:127:ASN:N	1	134.2
(1,240)	1:A:142:THR:N	1:A:142:THR:CA	1:A:142:THR:C	1:A:143:LYS:N	9	134.0
(1,238)	1:A:141:ILE:N	1:A:141:ILE:CA	1:A:141:ILE:C	1:A:142:THR:N	14	133.9
(1,94)	1:A:60:PRO:N	1:A:60:PRO:CA	1:A:60:PRO:C	1:A:61:LEU:N	9	133.8
(1,700)	1:B:191:SER:N	1:B:191:SER:CA	1:B:191:SER:C	1:B:192:SER:N	15	133.6

Continued on next page...

Continued from previous page...

Key	Atom-1	Atom-2	Atom-3	Atom-4	Model ID	Violation (°)
(1,214)	1:A:126:PRO:N	1:A:126:PRO:CA	1:A:126:PRO:C	1:A:127:ASN:N	8	133.2
(1,96)	1:A:61:LEU:N	1:A:61:LEU:CA	1:A:61:LEU:C	1:A:62:ALA:N	11	133.1
(1,458)	1:B:54:ASP:N	1:B:54:ASP:CA	1:B:54:ASP:C	1:B:55:THR:N	1	132.6
(1,240)	1:A:142:THR:N	1:A:142:THR:CA	1:A:142:THR:C	1:A:143:LYS:N	15	132.6
(1,748)	1:B:216:LYS:N	1:B:216:LYS:CA	1:B:216:LYS:C	1:B:217:LYS:N	3	132.5
(1,240)	1:A:142:THR:N	1:A:142:THR:CA	1:A:142:THR:C	1:A:143:LYS:N	2	132.4
(1,526)	1:B:90:SER:N	1:B:90:SER:CA	1:B:90:SER:C	1:B:91:ARG:N	14	132.3
(1,438)	1:B:39:PRO:N	1:B:39:PRO:CA	1:B:39:PRO:C	1:B:40:ASN:N	11	132.1
(1,616)	1:B:142:THR:N	1:B:142:THR:CA	1:B:142:THR:C	1:B:143:LYS:N	9	132.0
(1,458)	1:B:54:ASP:N	1:B:54:ASP:CA	1:B:54:ASP:C	1:B:55:THR:N	4	131.9
(1,596)	1:B:131:LYS:N	1:B:131:LYS:CA	1:B:131:LYS:C	1:B:132:LEU:N	8	131.8
(1,62)	1:A:39:PRO:N	1:A:39:PRO:CA	1:A:39:PRO:C	1:A:40:ASN:N	3	131.3
(1,238)	1:A:141:ILE:N	1:A:141:ILE:CA	1:A:141:ILE:C	1:A:142:THR:N	5	131.3
(1,152)	1:A:91:ARG:N	1:A:91:ARG:CA	1:A:91:ARG:C	1:A:92:GLY:N	14	131.3
(1,614)	1:B:141:ILE:N	1:B:141:ILE:CA	1:B:141:ILE:C	1:B:142:THR:N	15	131.2
(1,470)	1:B:60:PRO:N	1:B:60:PRO:CA	1:B:60:PRO:C	1:B:61:LEU:N	10	131.0
(1,240)	1:A:142:THR:N	1:A:142:THR:CA	1:A:142:THR:C	1:A:143:LYS:N	6	131.0
(1,94)	1:A:60:PRO:N	1:A:60:PRO:CA	1:A:60:PRO:C	1:A:61:LEU:N	2	130.9
(1,614)	1:B:141:ILE:N	1:B:141:ILE:CA	1:B:141:ILE:C	1:B:142:THR:N	5	130.7
(1,150)	1:A:90:SER:N	1:A:90:SER:CA	1:A:90:SER:C	1:A:91:ARG:N	1	130.6
(1,62)	1:A:39:PRO:N	1:A:39:PRO:CA	1:A:39:PRO:C	1:A:40:ASN:N	14	130.0
(1,526)	1:B:90:SER:N	1:B:90:SER:CA	1:B:90:SER:C	1:B:91:ARG:N	1	130.0
(1,596)	1:B:131:LYS:N	1:B:131:LYS:CA	1:B:131:LYS:C	1:B:132:LEU:N	5	129.8
(1,526)	1:B:90:SER:N	1:B:90:SER:CA	1:B:90:SER:C	1:B:91:ARG:N	12	129.8
(1,438)	1:B:39:PRO:N	1:B:39:PRO:CA	1:B:39:PRO:C	1:B:40:ASN:N	6	129.5
(1,150)	1:A:90:SER:N	1:A:90:SER:CA	1:A:90:SER:C	1:A:91:ARG:N	9	129.4
(1,208)	1:A:123:ASN:N	1:A:123:ASN:CA	1:A:123:ASN:C	1:A:124:ILE:N	9	129.2
(1,596)	1:B:131:LYS:N	1:B:131:LYS:CA	1:B:131:LYS:C	1:B:132:LEU:N	9	129.1
(1,612)	1:B:140:HIS:N	1:B:140:HIS:CA	1:B:140:HIS:C	1:B:141:ILE:N	8	128.8
(1,584)	1:B:123:ASN:N	1:B:123:ASN:CA	1:B:123:ASN:C	1:B:124:ILE:N	6	128.7
(1,584)	1:B:123:ASN:N	1:B:123:ASN:CA	1:B:123:ASN:C	1:B:124:ILE:N	11	128.7
(1,584)	1:B:123:ASN:N	1:B:123:ASN:CA	1:B:123:ASN:C	1:B:124:ILE:N	9	128.6
(1,517)	1:B:85:GLN:C	1:B:86:GLY:N	1:B:86:GLY:CA	1:B:86:GLY:C	15	128.6
(1,458)	1:B:54:ASP:N	1:B:54:ASP:CA	1:B:54:ASP:C	1:B:55:THR:N	9	128.6
(1,374)	1:A:217:LYS:N	1:A:217:LYS:CA	1:A:217:LYS:C	1:A:218:ARG:N	9	128.4
(1,374)	1:A:217:LYS:N	1:A:217:LYS:CA	1:A:217:LYS:C	1:A:218:ARG:N	10	128.4
(1,747)	1:B:215:VAL:C	1:B:216:LYS:N	1:B:216:LYS:CA	1:B:216:LYS:C	5	128.2
(1,208)	1:A:123:ASN:N	1:A:123:ASN:CA	1:A:123:ASN:C	1:A:124:ILE:N	7	128.2
(1,617)	1:B:142:THR:C	1:B:143:LYS:N	1:B:143:LYS:CA	1:B:143:LYS:C	8	128.1
(1,438)	1:B:39:PRO:N	1:B:39:PRO:CA	1:B:39:PRO:C	1:B:40:ASN:N	8	128.1
(1,62)	1:A:39:PRO:N	1:A:39:PRO:CA	1:A:39:PRO:C	1:A:40:ASN:N	2	128.0
(1,584)	1:B:123:ASN:N	1:B:123:ASN:CA	1:B:123:ASN:C	1:B:124:ILE:N	2	128.0
(1,96)	1:A:61:LEU:N	1:A:61:LEU:CA	1:A:61:LEU:C	1:A:62:ALA:N	14	127.9
(1,584)	1:B:123:ASN:N	1:B:123:ASN:CA	1:B:123:ASN:C	1:B:124:ILE:N	5	127.8
(1,94)	1:A:60:PRO:N	1:A:60:PRO:CA	1:A:60:PRO:C	1:A:61:LEU:N	13	127.7
(1,438)	1:B:39:PRO:N	1:B:39:PRO:CA	1:B:39:PRO:C	1:B:40:ASN:N	10	127.6
(1,214)	1:A:126:PRO:N	1:A:126:PRO:CA	1:A:126:PRO:C	1:A:127:ASN:N	12	127.4
(1,62)	1:A:39:PRO:N	1:A:39:PRO:CA	1:A:39:PRO:C	1:A:40:ASN:N	5	127.2
(1,214)	1:A:126:PRO:N	1:A:126:PRO:CA	1:A:126:PRO:C	1:A:127:ASN:N	15	127.2
(1,94)	1:A:60:PRO:N	1:A:60:PRO:CA	1:A:60:PRO:C	1:A:61:LEU:N	12	127.1
(1,208)	1:A:123:ASN:N	1:A:123:ASN:CA	1:A:123:ASN:C	1:A:124:ILE:N	8	127.0

Continued on next page...



Continued from previous page...

Key	Atom-1	Atom-2	Atom-3	Atom-4	Model ID	Violation (°)
(1,371)	1:A:215:VAL:C	1:A:216:LYS:N	1:A:216:LYS:CA	1:A:216:LYS:C	6	126.9
(1,94)	1:A:60:PRO:N	1:A:60:PRO:CA	1:A:60:PRO:C	1:A:61:LEU:N	14	126.8
(1,470)	1:B:60:PRO:N	1:B:60:PRO:CA	1:B:60:PRO:C	1:B:61:LEU:N	4	126.8
(1,470)	1:B:60:PRO:N	1:B:60:PRO:CA	1:B:60:PRO:C	1:B:61:LEU:N	8	126.8
(1,241)	1:A:142:THR:C	1:A:143:LYS:N	1:A:143:LYS:CA	1:A:143:LYS:C	9	126.8
(1,241)	1:A:142:THR:C	1:A:143:LYS:N	1:A:143:LYS:CA	1:A:143:LYS:C	1	126.7
(1,94)	1:A:60:PRO:N	1:A:60:PRO:CA	1:A:60:PRO:C	1:A:61:LEU:N	15	126.6
(1,584)	1:B:123:ASN:N	1:B:123:ASN:CA	1:B:123:ASN:C	1:B:124:ILE:N	8	126.6
(1,470)	1:B:60:PRO:N	1:B:60:PRO:CA	1:B:60:PRO:C	1:B:61:LEU:N	15	126.6
(1,438)	1:B:39:PRO:N	1:B:39:PRO:CA	1:B:39:PRO:C	1:B:40:ASN:N	15	126.5
(1,617)	1:B:142:THR:C	1:B:143:LYS:N	1:B:143:LYS:CA	1:B:143:LYS:C	10	126.4
(1,208)	1:A:123:ASN:N	1:A:123:ASN:CA	1:A:123:ASN:C	1:A:124:ILE:N	2	126.2
(1,612)	1:B:140:HIS:N	1:B:140:HIS:CA	1:B:140:HIS:C	1:B:141:ILE:N	10	126.1
(1,62)	1:A:39:PRO:N	1:A:39:PRO:CA	1:A:39:PRO:C	1:A:40:ASN:N	4	126.0
(1,372)	1:A:216:LYS:N	1:A:216:LYS:CA	1:A:216:LYS:C	1:A:217:LYS:N	14	126.0
(1,616)	1:B:142:THR:N	1:B:142:THR:CA	1:B:142:THR:C	1:B:143:LYS:N	11	125.9
(1,700)	1:B:191:SER:N	1:B:191:SER:CA	1:B:191:SER:C	1:B:192:SER:N	2	125.7
(1,438)	1:B:39:PRO:N	1:B:39:PRO:CA	1:B:39:PRO:C	1:B:40:ASN:N	2	125.6
(1,336)	1:A:198:MET:N	1:A:198:MET:CA	1:A:198:MET:C	1:A:199:GLY:N	13	125.6
(1,141)	1:A:85:GLN:C	1:A:86:GLY:N	1:A:86:GLY:CA	1:A:86:GLY:C	7	125.5
(1,517)	1:B:85:GLN:C	1:B:86:GLY:N	1:B:86:GLY:CA	1:B:86:GLY:C	1	125.3
(1,584)	1:B:123:ASN:N	1:B:123:ASN:CA	1:B:123:ASN:C	1:B:124:ILE:N	13	125.2
(1,584)	1:B:123:ASN:N	1:B:123:ASN:CA	1:B:123:ASN:C	1:B:124:ILE:N	10	124.9
(1,220)	1:A:131:LYS:N	1:A:131:LYS:CA	1:A:131:LYS:C	1:A:132:LEU:N	1	124.7
(1,94)	1:A:60:PRO:N	1:A:60:PRO:CA	1:A:60:PRO:C	1:A:61:LEU:N	1	124.6
(1,94)	1:A:60:PRO:N	1:A:60:PRO:CA	1:A:60:PRO:C	1:A:61:LEU:N	5	124.5
(1,94)	1:A:60:PRO:N	1:A:60:PRO:CA	1:A:60:PRO:C	1:A:61:LEU:N	6	124.5
(1,470)	1:B:60:PRO:N	1:B:60:PRO:CA	1:B:60:PRO:C	1:B:61:LEU:N	13	124.5
(1,238)	1:A:141:ILE:N	1:A:141:ILE:CA	1:A:141:ILE:C	1:A:142:THR:N	15	124.2
(1,612)	1:B:140:HIS:N	1:B:140:HIS:CA	1:B:140:HIS:C	1:B:141:ILE:N	11	124.1
(1,371)	1:A:215:VAL:C	1:A:216:LYS:N	1:A:216:LYS:CA	1:A:216:LYS:C	5	124.1
(1,748)	1:B:216:LYS:N	1:B:216:LYS:CA	1:B:216:LYS:C	1:B:217:LYS:N	9	123.9
(1,208)	1:A:123:ASN:N	1:A:123:ASN:CA	1:A:123:ASN:C	1:A:124:ILE:N	5	123.7
(1,374)	1:A:217:LYS:N	1:A:217:LYS:CA	1:A:217:LYS:C	1:A:218:ARG:N	4	123.6
(1,336)	1:A:198:MET:N	1:A:198:MET:CA	1:A:198:MET:C	1:A:199:GLY:N	14	123.4
(1,208)	1:A:123:ASN:N	1:A:123:ASN:CA	1:A:123:ASN:C	1:A:124:ILE:N	1	123.3
(1,82)	1:A:54:ASP:N	1:A:54:ASP:CA	1:A:54:ASP:C	1:A:55:THR:N	1	123.2
(1,517)	1:B:85:GLN:C	1:B:86:GLY:N	1:B:86:GLY:CA	1:B:86:GLY:C	13	123.2
(1,324)	1:A:191:SER:N	1:A:191:SER:CA	1:A:191:SER:C	1:A:192:SER:N	10	123.2
(1,614)	1:B:141:ILE:N	1:B:141:ILE:CA	1:B:141:ILE:C	1:B:142:THR:N	1	123.1
(1,248)	1:A:147:PHE:N	1:A:147:PHE:CA	1:A:147:PHE:C	1:A:148:LEU:N	6	123.0
(1,712)	1:B:198:MET:N	1:B:198:MET:CA	1:B:198:MET:C	1:B:199:GLY:N	9	122.7
(1,371)	1:A:215:VAL:C	1:A:216:LYS:N	1:A:216:LYS:CA	1:A:216:LYS:C	12	122.7
(1,336)	1:A:198:MET:N	1:A:198:MET:CA	1:A:198:MET:C	1:A:199:GLY:N	11	122.7
(1,236)	1:A:140:HIS:N	1:A:140:HIS:CA	1:A:140:HIS:C	1:A:141:ILE:N	10	122.7
(1,712)	1:B:198:MET:N	1:B:198:MET:CA	1:B:198:MET:C	1:B:199:GLY:N	6	122.6
(1,584)	1:B:123:ASN:N	1:B:123:ASN:CA	1:B:123:ASN:C	1:B:124:ILE:N	4	122.5
(1,141)	1:A:85:GLN:C	1:A:86:GLY:N	1:A:86:GLY:CA	1:A:86:GLY:C	8	122.5
(1,240)	1:A:142:THR:N	1:A:142:THR:CA	1:A:142:THR:C	1:A:143:LYS:N	13	122.4
(1,238)	1:A:141:ILE:N	1:A:141:ILE:CA	1:A:141:ILE:C	1:A:142:THR:N	7	122.4
(1,242)	1:A:143:LYS:N	1:A:143:LYS:CA	1:A:143:LYS:C	1:A:144:ARG:N	14	122.3

Continued on next page...



Continued from previous page...

Key	Atom-1	Atom-2	Atom-3	Atom-4	Model ID	Violation (°)
(1,208)	1:A:123:ASN:N	1:A:123:ASN:CA	1:A:123:ASN:C	1:A:124:ILE:N	14	122.3
(1,614)	1:B:141:ILE:N	1:B:141:ILE:CA	1:B:141:ILE:C	1:B:142:THR:N	10	122.1
(1,612)	1:B:140:HIS:N	1:B:140:HIS:CA	1:B:140:HIS:C	1:B:141:ILE:N	4	122.1
(1,712)	1:B:198:MET:N	1:B:198:MET:CA	1:B:198:MET:C	1:B:199:GLY:N	2	122.0
(1,324)	1:A:191:SER:N	1:A:191:SER:CA	1:A:191:SER:C	1:A:192:SER:N	14	122.0
(1,747)	1:B:215:VAL:C	1:B:216:LYS:N	1:B:216:LYS:CA	1:B:216:LYS:C	12	121.8
(1,94)	1:A:60:PRO:N	1:A:60:PRO:CA	1:A:60:PRO:C	1:A:61:LEU:N	10	121.7
(1,584)	1:B:123:ASN:N	1:B:123:ASN:CA	1:B:123:ASN:C	1:B:124:ILE:N	3	121.6
(1,336)	1:A:198:MET:N	1:A:198:MET:CA	1:A:198:MET:C	1:A:199:GLY:N	9	121.5
(1,747)	1:B:215:VAL:C	1:B:216:LYS:N	1:B:216:LYS:CA	1:B:216:LYS:C	3	121.4
(1,470)	1:B:60:PRO:N	1:B:60:PRO:CA	1:B:60:PRO:C	1:B:61:LEU:N	6	121.3
(1,517)	1:B:85:GLN:C	1:B:86:GLY:N	1:B:86:GLY:CA	1:B:86:GLY:C	6	121.2
(1,208)	1:A:123:ASN:N	1:A:123:ASN:CA	1:A:123:ASN:C	1:A:124:ILE:N	15	121.2
(1,712)	1:B:198:MET:N	1:B:198:MET:CA	1:B:198:MET:C	1:B:199:GLY:N	1	121.0
(1,712)	1:B:198:MET:N	1:B:198:MET:CA	1:B:198:MET:C	1:B:199:GLY:N	11	121.0
(1,712)	1:B:198:MET:N	1:B:198:MET:CA	1:B:198:MET:C	1:B:199:GLY:N	3	120.9
(1,712)	1:B:198:MET:N	1:B:198:MET:CA	1:B:198:MET:C	1:B:199:GLY:N	15	120.9
(1,336)	1:A:198:MET:N	1:A:198:MET:CA	1:A:198:MET:C	1:A:199:GLY:N	5	120.9
(1,336)	1:A:198:MET:N	1:A:198:MET:CA	1:A:198:MET:C	1:A:199:GLY:N	12	120.9
(1,94)	1:A:60:PRO:N	1:A:60:PRO:CA	1:A:60:PRO:C	1:A:61:LEU:N	11	120.8
(1,712)	1:B:198:MET:N	1:B:198:MET:CA	1:B:198:MET:C	1:B:199:GLY:N	4	120.8
(1,336)	1:A:198:MET:N	1:A:198:MET:CA	1:A:198:MET:C	1:A:199:GLY:N	2	120.8
(1,336)	1:A:198:MET:N	1:A:198:MET:CA	1:A:198:MET:C	1:A:199:GLY:N	10	120.8
(1,712)	1:B:198:MET:N	1:B:198:MET:CA	1:B:198:MET:C	1:B:199:GLY:N	5	120.7
(1,712)	1:B:198:MET:N	1:B:198:MET:CA	1:B:198:MET:C	1:B:199:GLY:N	7	120.7
(1,712)	1:B:198:MET:N	1:B:198:MET:CA	1:B:198:MET:C	1:B:199:GLY:N	10	120.7
(1,712)	1:B:198:MET:N	1:B:198:MET:CA	1:B:198:MET:C	1:B:199:GLY:N	12	120.7
(1,712)	1:B:198:MET:N	1:B:198:MET:CA	1:B:198:MET:C	1:B:199:GLY:N	14	120.7
(1,336)	1:A:198:MET:N	1:A:198:MET:CA	1:A:198:MET:C	1:A:199:GLY:N	1	120.7
(1,336)	1:A:198:MET:N	1:A:198:MET:CA	1:A:198:MET:C	1:A:199:GLY:N	8	120.7
(1,712)	1:B:198:MET:N	1:B:198:MET:CA	1:B:198:MET:C	1:B:199:GLY:N	13	120.6
(1,336)	1:A:198:MET:N	1:A:198:MET:CA	1:A:198:MET:C	1:A:199:GLY:N	4	120.6
(1,336)	1:A:198:MET:N	1:A:198:MET:CA	1:A:198:MET:C	1:A:199:GLY:N	6	120.5
(1,336)	1:A:198:MET:N	1:A:198:MET:CA	1:A:198:MET:C	1:A:199:GLY:N	15	120.4
(1,470)	1:B:60:PRO:N	1:B:60:PRO:CA	1:B:60:PRO:C	1:B:61:LEU:N	11	120.3
(1,712)	1:B:198:MET:N	1:B:198:MET:CA	1:B:198:MET:C	1:B:199:GLY:N	8	120.2
(1,336)	1:A:198:MET:N	1:A:198:MET:CA	1:A:198:MET:C	1:A:199:GLY:N	3	120.2
(1,336)	1:A:198:MET:N	1:A:198:MET:CA	1:A:198:MET:C	1:A:199:GLY:N	7	120.2
(1,452)	1:B:51:MET:N	1:B:51:MET:CA	1:B:51:MET:C	1:B:52:HIS:N	13	120.1
(1,747)	1:B:215:VAL:C	1:B:216:LYS:N	1:B:216:LYS:CA	1:B:216:LYS:C	4	119.7
(1,700)	1:B:191:SER:N	1:B:191:SER:CA	1:B:191:SER:C	1:B:192:SER:N	8	119.7
(1,470)	1:B:60:PRO:N	1:B:60:PRO:CA	1:B:60:PRO:C	1:B:61:LEU:N	1	119.7
(1,616)	1:B:142:THR:N	1:B:142:THR:CA	1:B:142:THR:C	1:B:143:LYS:N	12	119.3
(1,526)	1:B:90:SER:N	1:B:90:SER:CA	1:B:90:SER:C	1:B:91:ARG:N	6	119.3
(1,458)	1:B:54:ASP:N	1:B:54:ASP:CA	1:B:54:ASP:C	1:B:55:THR:N	8	119.3
(1,208)	1:A:123:ASN:N	1:A:123:ASN:CA	1:A:123:ASN:C	1:A:124:ILE:N	3	119.3
(1,208)	1:A:123:ASN:N	1:A:123:ASN:CA	1:A:123:ASN:C	1:A:124:ILE:N	12	118.8
(1,616)	1:B:142:THR:N	1:B:142:THR:CA	1:B:142:THR:C	1:B:143:LYS:N	4	118.7
(1,614)	1:B:141:ILE:N	1:B:141:ILE:CA	1:B:141:ILE:C	1:B:142:THR:N	9	118.7
(1,248)	1:A:147:PHE:N	1:A:147:PHE:CA	1:A:147:PHE:C	1:A:148:LEU:N	10	118.6
(1,584)	1:B:123:ASN:N	1:B:123:ASN:CA	1:B:123:ASN:C	1:B:124:ILE:N	12	118.5

Continued on next page...

Continued from previous page...

Key	Atom-1	Atom-2	Atom-3	Atom-4	Model ID	Violation (°)
(1,700)	1:B:191:SER:N	1:B:191:SER:CA	1:B:191:SER:C	1:B:192:SER:N	9	118.4
(1,584)	1:B:123:ASN:N	1:B:123:ASN:CA	1:B:123:ASN:C	1:B:124:ILE:N	7	118.4
(1,208)	1:A:123:ASN:N	1:A:123:ASN:CA	1:A:123:ASN:C	1:A:124:ILE:N	6	118.4
(1,584)	1:B:123:ASN:N	1:B:123:ASN:CA	1:B:123:ASN:C	1:B:124:ILE:N	15	118.3
(1,458)	1:B:54:ASP:N	1:B:54:ASP:CA	1:B:54:ASP:C	1:B:55:THR:N	5	118.0
(1,614)	1:B:141:ILE:N	1:B:141:ILE:CA	1:B:141:ILE:C	1:B:142:THR:N	13	117.9
(1,590)	1:B:126:PRO:N	1:B:126:PRO:CA	1:B:126:PRO:C	1:B:127:ASN:N	6	117.8
(1,372)	1:A:216:LYS:N	1:A:216:LYS:CA	1:A:216:LYS:C	1:A:217:LYS:N	1	117.8
(1,532)	1:B:93:TRP:N	1:B:93:TRP:CA	1:B:93:TRP:C	1:B:94:THR:N	1	117.6
(1,700)	1:B:191:SER:N	1:B:191:SER:CA	1:B:191:SER:C	1:B:192:SER:N	6	117.4
(1,526)	1:B:90:SER:N	1:B:90:SER:CA	1:B:90:SER:C	1:B:91:ARG:N	9	117.0
(1,584)	1:B:123:ASN:N	1:B:123:ASN:CA	1:B:123:ASN:C	1:B:124:ILE:N	1	116.9
(1,748)	1:B:216:LYS:N	1:B:216:LYS:CA	1:B:216:LYS:C	1:B:217:LYS:N	15	116.8
(1,614)	1:B:141:ILE:N	1:B:141:ILE:CA	1:B:141:ILE:C	1:B:142:THR:N	14	116.7
(1,526)	1:B:90:SER:N	1:B:90:SER:CA	1:B:90:SER:C	1:B:91:ARG:N	11	116.4
(1,248)	1:A:147:PHE:N	1:A:147:PHE:CA	1:A:147:PHE:C	1:A:148:LEU:N	7	116.4
(1,748)	1:B:216:LYS:N	1:B:216:LYS:CA	1:B:216:LYS:C	1:B:217:LYS:N	11	116.3
(1,141)	1:A:85:GLN:C	1:A:86:GLY:N	1:A:86:GLY:CA	1:A:86:GLY:C	1	116.1
(1,240)	1:A:142:THR:N	1:A:142:THR:CA	1:A:142:THR:C	1:A:143:LYS:N	3	115.8
(1,238)	1:A:141:ILE:N	1:A:141:ILE:CA	1:A:141:ILE:C	1:A:142:THR:N	9	115.5
(1,544)	1:B:101:THR:N	1:B:101:THR:CA	1:B:101:THR:C	1:B:102:GLY:N	6	115.4
(1,168)	1:A:101:THR:N	1:A:101:THR:CA	1:A:101:THR:C	1:A:102:GLY:N	12	115.3
(1,590)	1:B:126:PRO:N	1:B:126:PRO:CA	1:B:126:PRO:C	1:B:127:ASN:N	8	115.2
(1,526)	1:B:90:SER:N	1:B:90:SER:CA	1:B:90:SER:C	1:B:91:ARG:N	8	115.2
(1,545)	1:B:101:THR:C	1:B:102:GLY:N	1:B:102:GLY:CA	1:B:102:GLY:C	15	115.1
(1,214)	1:A:126:PRO:N	1:A:126:PRO:CA	1:A:126:PRO:C	1:A:127:ASN:N	11	115.1
(1,169)	1:A:101:THR:C	1:A:102:GLY:N	1:A:102:GLY:CA	1:A:102:GLY:C	7	115.1
(1,545)	1:B:101:THR:C	1:B:102:GLY:N	1:B:102:GLY:CA	1:B:102:GLY:C	1	115.0
(1,545)	1:B:101:THR:C	1:B:102:GLY:N	1:B:102:GLY:CA	1:B:102:GLY:C	6	114.9
(1,545)	1:B:101:THR:C	1:B:102:GLY:N	1:B:102:GLY:CA	1:B:102:GLY:C	8	114.9
(1,208)	1:A:123:ASN:N	1:A:123:ASN:CA	1:A:123:ASN:C	1:A:124:ILE:N	13	114.9
(1,169)	1:A:101:THR:C	1:A:102:GLY:N	1:A:102:GLY:CA	1:A:102:GLY:C	1	114.9
(1,169)	1:A:101:THR:C	1:A:102:GLY:N	1:A:102:GLY:CA	1:A:102:GLY:C	12	114.9
(1,169)	1:A:101:THR:C	1:A:102:GLY:N	1:A:102:GLY:CA	1:A:102:GLY:C	13	114.9
(1,545)	1:B:101:THR:C	1:B:102:GLY:N	1:B:102:GLY:CA	1:B:102:GLY:C	9	114.8
(1,544)	1:B:101:THR:N	1:B:101:THR:CA	1:B:101:THR:C	1:B:102:GLY:N	9	114.8
(1,214)	1:A:126:PRO:N	1:A:126:PRO:CA	1:A:126:PRO:C	1:A:127:ASN:N	14	114.8
(1,584)	1:B:123:ASN:N	1:B:123:ASN:CA	1:B:123:ASN:C	1:B:124:ILE:N	14	114.7
(1,238)	1:A:141:ILE:N	1:A:141:ILE:CA	1:A:141:ILE:C	1:A:142:THR:N	1	114.6
(1,168)	1:A:101:THR:N	1:A:101:THR:CA	1:A:101:THR:C	1:A:102:GLY:N	7	114.6
(1,472)	1:B:61:LEU:N	1:B:61:LEU:CA	1:B:61:LEU:C	1:B:62:ALA:N	10	114.4
(1,458)	1:B:54:ASP:N	1:B:54:ASP:CA	1:B:54:ASP:C	1:B:55:THR:N	6	114.4
(1,700)	1:B:191:SER:N	1:B:191:SER:CA	1:B:191:SER:C	1:B:192:SER:N	7	114.2
(1,612)	1:B:140:HIS:N	1:B:140:HIS:CA	1:B:140:HIS:C	1:B:141:ILE:N	9	114.2
(1,614)	1:B:141:ILE:N	1:B:141:ILE:CA	1:B:141:ILE:C	1:B:142:THR:N	3	113.7
(1,240)	1:A:142:THR:N	1:A:142:THR:CA	1:A:142:THR:C	1:A:143:LYS:N	12	113.3
(1,616)	1:B:142:THR:N	1:B:142:THR:CA	1:B:142:THR:C	1:B:143:LYS:N	5	113.1
(1,150)	1:A:90:SER:N	1:A:90:SER:CA	1:A:90:SER:C	1:A:91:ARG:N	10	113.1
(1,141)	1:A:85:GLN:C	1:A:86:GLY:N	1:A:86:GLY:CA	1:A:86:GLY:C	12	113.0
(1,324)	1:A:191:SER:N	1:A:191:SER:CA	1:A:191:SER:C	1:A:192:SER:N	9	112.8
(1,472)	1:B:61:LEU:N	1:B:61:LEU:CA	1:B:61:LEU:C	1:B:62:ALA:N	2	112.5

Continued on next page...

Continued from previous page...

Key	Atom-1	Atom-2	Atom-3	Atom-4	Model ID	Violation (°)
(1,517)	1:B:85:GLN:C	1:B:86:GLY:N	1:B:86:GLY:CA	1:B:86:GLY:C	3	112.3
(1,150)	1:A:90:SER:N	1:A:90:SER:CA	1:A:90:SER:C	1:A:91:ARG:N	4	112.1
(1,141)	1:A:85:GLN:C	1:A:86:GLY:N	1:A:86:GLY:CA	1:A:86:GLY:C	2	111.8
(1,62)	1:A:39:PRO:N	1:A:39:PRO:CA	1:A:39:PRO:C	1:A:40:ASN:N	8	111.7
(1,208)	1:A:123:ASN:N	1:A:123:ASN:CA	1:A:123:ASN:C	1:A:124:ILE:N	10	111.7
(1,532)	1:B:93:TRP:N	1:B:93:TRP:CA	1:B:93:TRP:C	1:B:94:THR:N	11	111.5
(1,168)	1:A:101:THR:N	1:A:101:THR:CA	1:A:101:THR:C	1:A:102:GLY:N	13	111.5
(1,150)	1:A:90:SER:N	1:A:90:SER:CA	1:A:90:SER:C	1:A:91:ARG:N	15	111.3
(1,618)	1:B:143:LYS:N	1:B:143:LYS:CA	1:B:143:LYS:C	1:B:144:ARG:N	6	110.9
(1,528)	1:B:91:ARG:N	1:B:91:ARG:CA	1:B:91:ARG:C	1:B:92:GLY:N	11	110.9
(1,590)	1:B:126:PRO:N	1:B:126:PRO:CA	1:B:126:PRO:C	1:B:127:ASN:N	11	110.6
(1,372)	1:A:216:LYS:N	1:A:216:LYS:CA	1:A:216:LYS:C	1:A:217:LYS:N	4	110.0
(1,544)	1:B:101:THR:N	1:B:101:THR:CA	1:B:101:THR:C	1:B:102:GLY:N	14	109.6
(1,82)	1:A:54:ASP:N	1:A:54:ASP:CA	1:A:54:ASP:C	1:A:55:THR:N	6	109.1
(1,208)	1:A:123:ASN:N	1:A:123:ASN:CA	1:A:123:ASN:C	1:A:124:ILE:N	11	108.8
(1,470)	1:B:60:PRO:N	1:B:60:PRO:CA	1:B:60:PRO:C	1:B:61:LEU:N	14	108.7
(1,526)	1:B:90:SER:N	1:B:90:SER:CA	1:B:90:SER:C	1:B:91:ARG:N	5	108.6
(1,590)	1:B:126:PRO:N	1:B:126:PRO:CA	1:B:126:PRO:C	1:B:127:ASN:N	10	108.5
(1,238)	1:A:141:ILE:N	1:A:141:ILE:CA	1:A:141:ILE:C	1:A:142:THR:N	3	108.5
(1,248)	1:A:147:PHE:N	1:A:147:PHE:CA	1:A:147:PHE:C	1:A:148:LEU:N	13	108.4
(1,372)	1:A:216:LYS:N	1:A:216:LYS:CA	1:A:216:LYS:C	1:A:217:LYS:N	5	108.2
(1,518)	1:B:86:GLY:N	1:B:86:GLY:CA	1:B:86:GLY:C	1:B:87:LEU:N	14	107.9
(1,614)	1:B:141:ILE:N	1:B:141:ILE:CA	1:B:141:ILE:C	1:B:142:THR:N	7	107.0
(1,700)	1:B:191:SER:N	1:B:191:SER:CA	1:B:191:SER:C	1:B:192:SER:N	11	106.9
(1,518)	1:B:86:GLY:N	1:B:86:GLY:CA	1:B:86:GLY:C	1:B:87:LEU:N	8	106.9
(1,208)	1:A:123:ASN:N	1:A:123:ASN:CA	1:A:123:ASN:C	1:A:124:ILE:N	4	106.9
(1,324)	1:A:191:SER:N	1:A:191:SER:CA	1:A:191:SER:C	1:A:192:SER:N	6	106.7
(1,612)	1:B:140:HIS:N	1:B:140:HIS:CA	1:B:140:HIS:C	1:B:141:ILE:N	3	106.6
(1,142)	1:A:86:GLY:N	1:A:86:GLY:CA	1:A:86:GLY:C	1:A:87:LEU:N	5	106.5
(1,94)	1:A:60:PRO:N	1:A:60:PRO:CA	1:A:60:PRO:C	1:A:61:LEU:N	3	106.4
(1,94)	1:A:60:PRO:N	1:A:60:PRO:CA	1:A:60:PRO:C	1:A:61:LEU:N	8	106.3
(1,168)	1:A:101:THR:N	1:A:101:THR:CA	1:A:101:THR:C	1:A:102:GLY:N	1	106.0
(1,596)	1:B:131:LYS:N	1:B:131:LYS:CA	1:B:131:LYS:C	1:B:132:LEU:N	4	105.4
(1,324)	1:A:191:SER:N	1:A:191:SER:CA	1:A:191:SER:C	1:A:192:SER:N	15	105.4
(1,236)	1:A:140:HIS:N	1:A:140:HIS:CA	1:A:140:HIS:C	1:A:141:ILE:N	3	105.3
(1,214)	1:A:126:PRO:N	1:A:126:PRO:CA	1:A:126:PRO:C	1:A:127:ASN:N	6	105.1
(1,472)	1:B:61:LEU:N	1:B:61:LEU:CA	1:B:61:LEU:C	1:B:62:ALA:N	4	104.4
(1,544)	1:B:101:THR:N	1:B:101:THR:CA	1:B:101:THR:C	1:B:102:GLY:N	1	104.3
(1,145)	1:A:87:LEU:C	1:A:88:ILE:N	1:A:88:ILE:CA	1:A:88:ILE:C	1	104.0
(1,458)	1:B:54:ASP:N	1:B:54:ASP:CA	1:B:54:ASP:C	1:B:55:THR:N	14	103.8
(1,82)	1:A:54:ASP:N	1:A:54:ASP:CA	1:A:54:ASP:C	1:A:55:THR:N	8	103.4
(1,590)	1:B:126:PRO:N	1:B:126:PRO:CA	1:B:126:PRO:C	1:B:127:ASN:N	13	103.2
(1,168)	1:A:101:THR:N	1:A:101:THR:CA	1:A:101:THR:C	1:A:102:GLY:N	10	103.2
(1,96)	1:A:61:LEU:N	1:A:61:LEU:CA	1:A:61:LEU:C	1:A:62:ALA:N	3	103.1
(1,242)	1:A:143:LYS:N	1:A:143:LYS:CA	1:A:143:LYS:C	1:A:144:ARG:N	8	102.8
(1,521)	1:B:87:LEU:C	1:B:88:ILE:N	1:B:88:ILE:CA	1:B:88:ILE:C	14	102.7
(1,517)	1:B:85:GLN:C	1:B:86:GLY:N	1:B:86:GLY:CA	1:B:86:GLY:C	4	102.7
(1,470)	1:B:60:PRO:N	1:B:60:PRO:CA	1:B:60:PRO:C	1:B:61:LEU:N	12	102.7
(1,145)	1:A:87:LEU:C	1:A:88:ILE:N	1:A:88:ILE:CA	1:A:88:ILE:C	14	102.7
(1,325)	1:A:191:SER:C	1:A:192:SER:N	1:A:192:SER:CA	1:A:192:SER:C	13	102.4
(1,472)	1:B:61:LEU:N	1:B:61:LEU:CA	1:B:61:LEU:C	1:B:62:ALA:N	5	102.3

Continued on next page...

Continued from previous page...

Key	Atom-1	Atom-2	Atom-3	Atom-4	Model ID	Violation (°)
(1,324)	1:A:191:SER:N	1:A:191:SER:CA	1:A:191:SER:C	1:A:192:SER:N	11	102.2
(1,94)	1:A:60:PRO:N	1:A:60:PRO:CA	1:A:60:PRO:C	1:A:61:LEU:N	7	102.1
(1,596)	1:B:131:LYS:N	1:B:131:LYS:CA	1:B:131:LYS:C	1:B:132:LEU:N	11	102.1
(1,614)	1:B:141:ILE:N	1:B:141:ILE:CA	1:B:141:ILE:C	1:B:142:THR:N	12	101.9
(1,470)	1:B:60:PRO:N	1:B:60:PRO:CA	1:B:60:PRO:C	1:B:61:LEU:N	3	101.7
(1,220)	1:A:131:LYS:N	1:A:131:LYS:CA	1:A:131:LYS:C	1:A:132:LEU:N	5	101.2
(1,150)	1:A:90:SER:N	1:A:90:SER:CA	1:A:90:SER:C	1:A:91:ARG:N	3	100.8
(1,325)	1:A:191:SER:C	1:A:192:SER:N	1:A:192:SER:CA	1:A:192:SER:C	5	100.6
(1,472)	1:B:61:LEU:N	1:B:61:LEU:CA	1:B:61:LEU:C	1:B:62:ALA:N	11	100.5
(1,372)	1:A:216:LYS:N	1:A:216:LYS:CA	1:A:216:LYS:C	1:A:217:LYS:N	7	100.5
(1,324)	1:A:191:SER:N	1:A:191:SER:CA	1:A:191:SER:C	1:A:192:SER:N	1	100.2
(1,236)	1:A:140:HIS:N	1:A:140:HIS:CA	1:A:140:HIS:C	1:A:141:ILE:N	15	100.0
(1,596)	1:B:131:LYS:N	1:B:131:LYS:CA	1:B:131:LYS:C	1:B:132:LEU:N	12	99.8
(1,96)	1:A:61:LEU:N	1:A:61:LEU:CA	1:A:61:LEU:C	1:A:62:ALA:N	15	99.7
(1,82)	1:A:54:ASP:N	1:A:54:ASP:CA	1:A:54:ASP:C	1:A:55:THR:N	2	99.6
(1,238)	1:A:141:ILE:N	1:A:141:ILE:CA	1:A:141:ILE:C	1:A:142:THR:N	11	99.5
(1,238)	1:A:141:ILE:N	1:A:141:ILE:CA	1:A:141:ILE:C	1:A:142:THR:N	10	99.3
(1,169)	1:A:101:THR:C	1:A:102:GLY:N	1:A:102:GLY:CA	1:A:102:GLY:C	10	98.9
(1,96)	1:A:61:LEU:N	1:A:61:LEU:CA	1:A:61:LEU:C	1:A:62:ALA:N	9	98.6
(1,472)	1:B:61:LEU:N	1:B:61:LEU:CA	1:B:61:LEU:C	1:B:62:ALA:N	1	98.2
(1,76)	1:A:51:MET:N	1:A:51:MET:CA	1:A:51:MET:C	1:A:52:HIS:N	15	97.8
(1,372)	1:A:216:LYS:N	1:A:216:LYS:CA	1:A:216:LYS:C	1:A:217:LYS:N	12	97.8
(1,152)	1:A:91:ARG:N	1:A:91:ARG:CA	1:A:91:ARG:C	1:A:92:GLY:N	1	97.7
(1,96)	1:A:61:LEU:N	1:A:61:LEU:CA	1:A:61:LEU:C	1:A:62:ALA:N	10	97.3
(1,82)	1:A:54:ASP:N	1:A:54:ASP:CA	1:A:54:ASP:C	1:A:55:THR:N	12	97.2
(1,59)	1:A:37:PHE:C	1:A:38:GLU:N	1:A:38:GLU:CA	1:A:38:GLU:C	10	97.0
(1,214)	1:A:126:PRO:N	1:A:126:PRO:CA	1:A:126:PRO:C	1:A:127:ASN:N	2	96.7
(1,544)	1:B:101:THR:N	1:B:101:THR:CA	1:B:101:THR:C	1:B:102:GLY:N	8	96.6
(1,324)	1:A:191:SER:N	1:A:191:SER:CA	1:A:191:SER:C	1:A:192:SER:N	7	96.6
(1,142)	1:A:86:GLY:N	1:A:86:GLY:CA	1:A:86:GLY:C	1:A:87:LEU:N	9	96.4
(1,618)	1:B:143:LYS:N	1:B:143:LYS:CA	1:B:143:LYS:C	1:B:144:ARG:N	13	96.0
(1,236)	1:A:140:HIS:N	1:A:140:HIS:CA	1:A:140:HIS:C	1:A:141:ILE:N	13	95.6
(1,59)	1:A:37:PHE:C	1:A:38:GLU:N	1:A:38:GLU:CA	1:A:38:GLU:C	14	95.4
(1,96)	1:A:61:LEU:N	1:A:61:LEU:CA	1:A:61:LEU:C	1:A:62:ALA:N	6	95.3
(1,76)	1:A:51:MET:N	1:A:51:MET:CA	1:A:51:MET:C	1:A:52:HIS:N	6	95.0
(1,618)	1:B:143:LYS:N	1:B:143:LYS:CA	1:B:143:LYS:C	1:B:144:ARG:N	12	94.8
(1,152)	1:A:91:ARG:N	1:A:91:ARG:CA	1:A:91:ARG:C	1:A:92:GLY:N	3	94.5
(1,700)	1:B:191:SER:N	1:B:191:SER:CA	1:B:191:SER:C	1:B:192:SER:N	5	94.3
(1,518)	1:B:86:GLY:N	1:B:86:GLY:CA	1:B:86:GLY:C	1:B:87:LEU:N	12	94.2
(1,545)	1:B:101:THR:C	1:B:102:GLY:N	1:B:102:GLY:CA	1:B:102:GLY:C	10	94.1
(1,518)	1:B:86:GLY:N	1:B:86:GLY:CA	1:B:86:GLY:C	1:B:87:LEU:N	7	94.1
(1,242)	1:A:143:LYS:N	1:A:143:LYS:CA	1:A:143:LYS:C	1:A:144:ARG:N	7	94.1
(1,700)	1:B:191:SER:N	1:B:191:SER:CA	1:B:191:SER:C	1:B:192:SER:N	14	93.9
(1,81)	1:A:53:VAL:C	1:A:54:ASP:N	1:A:54:ASP:CA	1:A:54:ASP:C	4	93.1
(1,238)	1:A:141:ILE:N	1:A:141:ILE:CA	1:A:141:ILE:C	1:A:142:THR:N	12	93.0
(1,81)	1:A:53:VAL:C	1:A:54:ASP:N	1:A:54:ASP:CA	1:A:54:ASP:C	3	92.9
(1,457)	1:B:53:VAL:C	1:B:54:ASP:N	1:B:54:ASP:CA	1:B:54:ASP:C	13	92.6
(1,452)	1:B:51:MET:N	1:B:51:MET:CA	1:B:51:MET:C	1:B:52:HIS:N	11	92.5
(1,323)	1:A:190:LYS:C	1:A:191:SER:N	1:A:191:SER:CA	1:A:191:SER:C	14	92.5
(1,749)	1:B:216:LYS:C	1:B:217:LYS:N	1:B:217:LYS:CA	1:B:217:LYS:C	6	92.2
(1,700)	1:B:191:SER:N	1:B:191:SER:CA	1:B:191:SER:C	1:B:192:SER:N	3	92.1

Continued on next page...

Continued from previous page...

Key	Atom-1	Atom-2	Atom-3	Atom-4	Model ID	Violation (°)
(1,699)	1:B:190:LYS:C	1:B:191:SER:N	1:B:191:SER:CA	1:B:191:SER:C	2	92.0
(1,323)	1:A:190:LYS:C	1:A:191:SER:N	1:A:191:SER:CA	1:A:191:SER:C	10	92.0
(1,748)	1:B:216:LYS:N	1:B:216:LYS:CA	1:B:216:LYS:C	1:B:217:LYS:N	13	91.8
(1,472)	1:B:61:LEU:N	1:B:61:LEU:CA	1:B:61:LEU:C	1:B:62:ALA:N	9	91.8
(1,458)	1:B:54:ASP:N	1:B:54:ASP:CA	1:B:54:ASP:C	1:B:55:THR:N	7	91.8
(1,676)	1:B:176:ALA:N	1:B:176:ALA:CA	1:B:176:ALA:C	1:B:177:GLY:N	9	91.7
(1,458)	1:B:54:ASP:N	1:B:54:ASP:CA	1:B:54:ASP:C	1:B:55:THR:N	15	91.6
(1,300)	1:A:176:ALA:N	1:A:176:ALA:CA	1:A:176:ALA:C	1:A:177:GLY:N	7	91.6
(1,300)	1:A:176:ALA:N	1:A:176:ALA:CA	1:A:176:ALA:C	1:A:177:GLY:N	14	91.4
(1,151)	1:A:90:SER:C	1:A:91:ARG:N	1:A:91:ARG:CA	1:A:91:ARG:C	3	91.3
(1,458)	1:B:54:ASP:N	1:B:54:ASP:CA	1:B:54:ASP:C	1:B:55:THR:N	2	90.6
(1,372)	1:A:216:LYS:N	1:A:216:LYS:CA	1:A:216:LYS:C	1:A:217:LYS:N	10	90.6
(1,676)	1:B:176:ALA:N	1:B:176:ALA:CA	1:B:176:ALA:C	1:B:177:GLY:N	4	90.5
(1,82)	1:A:54:ASP:N	1:A:54:ASP:CA	1:A:54:ASP:C	1:A:55:THR:N	11	90.4
(1,616)	1:B:142:THR:N	1:B:142:THR:CA	1:B:142:THR:C	1:B:143:LYS:N	3	90.1
(1,676)	1:B:176:ALA:N	1:B:176:ALA:CA	1:B:176:ALA:C	1:B:177:GLY:N	15	90.0
(1,151)	1:A:90:SER:C	1:A:91:ARG:N	1:A:91:ARG:CA	1:A:91:ARG:C	1	89.9
(1,699)	1:B:190:LYS:C	1:B:191:SER:N	1:B:191:SER:CA	1:B:191:SER:C	6	89.8
(1,452)	1:B:51:MET:N	1:B:51:MET:CA	1:B:51:MET:C	1:B:52:HIS:N	12	89.8
(1,373)	1:A:216:LYS:C	1:A:217:LYS:N	1:A:217:LYS:CA	1:A:217:LYS:C	12	89.4
(1,300)	1:A:176:ALA:N	1:A:176:ALA:CA	1:A:176:ALA:C	1:A:177:GLY:N	4	89.3
(1,220)	1:A:131:LYS:N	1:A:131:LYS:CA	1:A:131:LYS:C	1:A:132:LEU:N	7	89.3
(1,700)	1:B:191:SER:N	1:B:191:SER:CA	1:B:191:SER:C	1:B:192:SER:N	10	89.2
(1,700)	1:B:191:SER:N	1:B:191:SER:CA	1:B:191:SER:C	1:B:192:SER:N	13	89.2
(1,528)	1:B:91:ARG:N	1:B:91:ARG:CA	1:B:91:ARG:C	1:B:92:GLY:N	1	89.0
(1,590)	1:B:126:PRO:N	1:B:126:PRO:CA	1:B:126:PRO:C	1:B:127:ASN:N	12	88.9
(1,452)	1:B:51:MET:N	1:B:51:MET:CA	1:B:51:MET:C	1:B:52:HIS:N	14	88.9
(1,545)	1:B:101:THR:C	1:B:102:GLY:N	1:B:102:GLY:CA	1:B:102:GLY:C	11	88.5
(1,527)	1:B:90:SER:C	1:B:91:ARG:N	1:B:91:ARG:CA	1:B:91:ARG:C	1	88.4
(1,300)	1:A:176:ALA:N	1:A:176:ALA:CA	1:A:176:ALA:C	1:A:177:GLY:N	2	88.2
(1,596)	1:B:131:LYS:N	1:B:131:LYS:CA	1:B:131:LYS:C	1:B:132:LEU:N	3	88.1
(1,596)	1:B:131:LYS:N	1:B:131:LYS:CA	1:B:131:LYS:C	1:B:132:LEU:N	15	88.0
(1,544)	1:B:101:THR:N	1:B:101:THR:CA	1:B:101:THR:C	1:B:102:GLY:N	5	88.0
(1,220)	1:A:131:LYS:N	1:A:131:LYS:CA	1:A:131:LYS:C	1:A:132:LEU:N	12	88.0
(1,596)	1:B:131:LYS:N	1:B:131:LYS:CA	1:B:131:LYS:C	1:B:132:LEU:N	1	87.9
(1,527)	1:B:90:SER:C	1:B:91:ARG:N	1:B:91:ARG:CA	1:B:91:ARG:C	14	87.9
(1,220)	1:A:131:LYS:N	1:A:131:LYS:CA	1:A:131:LYS:C	1:A:132:LEU:N	6	87.9
(1,590)	1:B:126:PRO:N	1:B:126:PRO:CA	1:B:126:PRO:C	1:B:127:ASN:N	14	87.8
(1,300)	1:A:176:ALA:N	1:A:176:ALA:CA	1:A:176:ALA:C	1:A:177:GLY:N	8	87.8
(1,236)	1:A:140:HIS:N	1:A:140:HIS:CA	1:A:140:HIS:C	1:A:141:ILE:N	8	87.8
(1,220)	1:A:131:LYS:N	1:A:131:LYS:CA	1:A:131:LYS:C	1:A:132:LEU:N	4	87.8
(1,220)	1:A:131:LYS:N	1:A:131:LYS:CA	1:A:131:LYS:C	1:A:132:LEU:N	10	87.8
(1,300)	1:A:176:ALA:N	1:A:176:ALA:CA	1:A:176:ALA:C	1:A:177:GLY:N	3	87.7
(1,300)	1:A:176:ALA:N	1:A:176:ALA:CA	1:A:176:ALA:C	1:A:177:GLY:N	12	87.7
(1,242)	1:A:143:LYS:N	1:A:143:LYS:CA	1:A:143:LYS:C	1:A:144:ARG:N	3	87.7
(1,374)	1:A:217:LYS:N	1:A:217:LYS:CA	1:A:217:LYS:C	1:A:218:ARG:N	1	87.2
(1,676)	1:B:176:ALA:N	1:B:176:ALA:CA	1:B:176:ALA:C	1:B:177:GLY:N	13	87.1
(1,748)	1:B:216:LYS:N	1:B:216:LYS:CA	1:B:216:LYS:C	1:B:217:LYS:N	2	87.0
(1,527)	1:B:90:SER:C	1:B:91:ARG:N	1:B:91:ARG:CA	1:B:91:ARG:C	12	87.0
(1,373)	1:A:216:LYS:C	1:A:217:LYS:N	1:A:217:LYS:CA	1:A:217:LYS:C	5	87.0
(1,300)	1:A:176:ALA:N	1:A:176:ALA:CA	1:A:176:ALA:C	1:A:177:GLY:N	11	87.0

Continued on next page...



Continued from previous page...

Key	Atom-1	Atom-2	Atom-3	Atom-4	Model ID	Violation (°)
(1,300)	1:A:176:ALA:N	1:A:176:ALA:CA	1:A:176:ALA:C	1:A:177:GLY:N	9	86.7
(1,676)	1:B:176:ALA:N	1:B:176:ALA:CA	1:B:176:ALA:C	1:B:177:GLY:N	1	86.6
(1,676)	1:B:176:ALA:N	1:B:176:ALA:CA	1:B:176:ALA:C	1:B:177:GLY:N	8	86.6
(1,300)	1:A:176:ALA:N	1:A:176:ALA:CA	1:A:176:ALA:C	1:A:177:GLY:N	10	86.5
(1,676)	1:B:176:ALA:N	1:B:176:ALA:CA	1:B:176:ALA:C	1:B:177:GLY:N	3	86.4
(1,676)	1:B:176:ALA:N	1:B:176:ALA:CA	1:B:176:ALA:C	1:B:177:GLY:N	6	86.4
(1,517)	1:B:85:GLN:C	1:B:86:GLY:N	1:B:86:GLY:CA	1:B:86:GLY:C	10	86.4
(1,169)	1:A:101:THR:C	1:A:102:GLY:N	1:A:102:GLY:CA	1:A:102:GLY:C	14	86.4
(1,676)	1:B:176:ALA:N	1:B:176:ALA:CA	1:B:176:ALA:C	1:B:177:GLY:N	12	86.3
(1,676)	1:B:176:ALA:N	1:B:176:ALA:CA	1:B:176:ALA:C	1:B:177:GLY:N	2	86.2
(1,300)	1:A:176:ALA:N	1:A:176:ALA:CA	1:A:176:ALA:C	1:A:177:GLY:N	5	86.2
(1,168)	1:A:101:THR:N	1:A:101:THR:CA	1:A:101:THR:C	1:A:102:GLY:N	14	86.2
(1,544)	1:B:101:THR:N	1:B:101:THR:CA	1:B:101:THR:C	1:B:102:GLY:N	10	86.1
(1,676)	1:B:176:ALA:N	1:B:176:ALA:CA	1:B:176:ALA:C	1:B:177:GLY:N	5	85.9
(1,528)	1:B:91:ARG:N	1:B:91:ARG:CA	1:B:91:ARG:C	1:B:92:GLY:N	6	85.9
(1,300)	1:A:176:ALA:N	1:A:176:ALA:CA	1:A:176:ALA:C	1:A:177:GLY:N	13	85.9
(1,300)	1:A:176:ALA:N	1:A:176:ALA:CA	1:A:176:ALA:C	1:A:177:GLY:N	15	85.9
(1,614)	1:B:141:ILE:N	1:B:141:ILE:CA	1:B:141:ILE:C	1:B:142:THR:N	6	85.7
(1,240)	1:A:142:THR:N	1:A:142:THR:CA	1:A:142:THR:C	1:A:143:LYS:N	10	85.6
(1,518)	1:B:86:GLY:N	1:B:86:GLY:CA	1:B:86:GLY:C	1:B:87:LEU:N	10	85.4
(1,169)	1:A:101:THR:C	1:A:102:GLY:N	1:A:102:GLY:CA	1:A:102:GLY:C	11	85.4
(1,373)	1:A:216:LYS:C	1:A:217:LYS:N	1:A:217:LYS:CA	1:A:217:LYS:C	14	85.2
(1,676)	1:B:176:ALA:N	1:B:176:ALA:CA	1:B:176:ALA:C	1:B:177:GLY:N	7	85.1
(1,612)	1:B:140:HIS:N	1:B:140:HIS:CA	1:B:140:HIS:C	1:B:141:ILE:N	1	85.1
(1,527)	1:B:90:SER:C	1:B:91:ARG:N	1:B:91:ARG:CA	1:B:91:ARG:C	6	85.0
(1,611)	1:B:139:ASN:C	1:B:140:HIS:N	1:B:140:HIS:CA	1:B:140:HIS:C	1	84.9
(1,238)	1:A:141:ILE:N	1:A:141:ILE:CA	1:A:141:ILE:C	1:A:142:THR:N	4	84.9
(1,545)	1:B:101:THR:C	1:B:102:GLY:N	1:B:102:GLY:CA	1:B:102:GLY:C	7	84.8
(1,151)	1:A:90:SER:C	1:A:91:ARG:N	1:A:91:ARG:CA	1:A:91:ARG:C	9	84.5
(1,214)	1:A:126:PRO:N	1:A:126:PRO:CA	1:A:126:PRO:C	1:A:127:ASN:N	13	84.3
(1,326)	1:A:192:SER:N	1:A:192:SER:CA	1:A:192:SER:C	1:A:193:LYS:N	13	84.2
(1,169)	1:A:101:THR:C	1:A:102:GLY:N	1:A:102:GLY:CA	1:A:102:GLY:C	3	83.5
(1,326)	1:A:192:SER:N	1:A:192:SER:CA	1:A:192:SER:C	1:A:193:LYS:N	4	83.2
(1,247)	1:A:146:PRO:C	1:A:147:PHE:N	1:A:147:PHE:CA	1:A:147:PHE:C	9	83.2
(1,242)	1:A:143:LYS:N	1:A:143:LYS:CA	1:A:143:LYS:C	1:A:144:ARG:N	11	83.2
(1,750)	1:B:217:LYS:N	1:B:217:LYS:CA	1:B:217:LYS:C	1:B:218:ARG:N	13	83.1
(1,326)	1:A:192:SER:N	1:A:192:SER:CA	1:A:192:SER:C	1:A:193:LYS:N	5	83.1
(1,544)	1:B:101:THR:N	1:B:101:THR:CA	1:B:101:THR:C	1:B:102:GLY:N	4	82.9
(1,326)	1:A:192:SER:N	1:A:192:SER:CA	1:A:192:SER:C	1:A:193:LYS:N	12	82.8
(1,247)	1:A:146:PRO:C	1:A:147:PHE:N	1:A:147:PHE:CA	1:A:147:PHE:C	15	82.8
(1,545)	1:B:101:THR:C	1:B:102:GLY:N	1:B:102:GLY:CA	1:B:102:GLY:C	14	82.6
(1,623)	1:B:146:PRO:C	1:B:147:PHE:N	1:B:147:PHE:CA	1:B:147:PHE:C	5	82.5
(1,517)	1:B:85:GLN:C	1:B:86:GLY:N	1:B:86:GLY:CA	1:B:86:GLY:C	9	82.5
(1,236)	1:A:140:HIS:N	1:A:140:HIS:CA	1:A:140:HIS:C	1:A:141:ILE:N	7	81.6
(1,240)	1:A:142:THR:N	1:A:142:THR:CA	1:A:142:THR:C	1:A:143:LYS:N	1	81.4
(1,324)	1:A:191:SER:N	1:A:191:SER:CA	1:A:191:SER:C	1:A:192:SER:N	2	81.0
(1,326)	1:A:192:SER:N	1:A:192:SER:CA	1:A:192:SER:C	1:A:193:LYS:N	8	80.9
(1,750)	1:B:217:LYS:N	1:B:217:LYS:CA	1:B:217:LYS:C	1:B:218:ARG:N	15	80.4
(1,590)	1:B:126:PRO:N	1:B:126:PRO:CA	1:B:126:PRO:C	1:B:127:ASN:N	1	80.3
(1,324)	1:A:191:SER:N	1:A:191:SER:CA	1:A:191:SER:C	1:A:192:SER:N	3	80.1
(1,142)	1:A:86:GLY:N	1:A:86:GLY:CA	1:A:86:GLY:C	1:A:87:LEU:N	12	80.0

Continued on next page...



Continued from previous page...

Key	Atom-1	Atom-2	Atom-3	Atom-4	Model ID	Violation (°)
(1,82)	1:A:54:ASP:N	1:A:54:ASP:CA	1:A:54:ASP:C	1:A:55:THR:N	5	79.7
(1,518)	1:B:86:GLY:N	1:B:86:GLY:CA	1:B:86:GLY:C	1:B:87:LEU:N	3	79.2
(1,169)	1:A:101:THR:C	1:A:102:GLY:N	1:A:102:GLY:CA	1:A:102:GLY:C	2	79.2
(1,545)	1:B:101:THR:C	1:B:102:GLY:N	1:B:102:GLY:CA	1:B:102:GLY:C	5	78.9
(1,324)	1:A:191:SER:N	1:A:191:SER:CA	1:A:191:SER:C	1:A:192:SER:N	8	78.7
(1,472)	1:B:61:LEU:N	1:B:61:LEU:CA	1:B:61:LEU:C	1:B:62:ALA:N	7	78.4
(1,169)	1:A:101:THR:C	1:A:102:GLY:N	1:A:102:GLY:CA	1:A:102:GLY:C	4	78.4
(1,750)	1:B:217:LYS:N	1:B:217:LYS:CA	1:B:217:LYS:C	1:B:218:ARG:N	9	78.3
(1,372)	1:A:216:LYS:N	1:A:216:LYS:CA	1:A:216:LYS:C	1:A:217:LYS:N	9	78.3
(1,545)	1:B:101:THR:C	1:B:102:GLY:N	1:B:102:GLY:CA	1:B:102:GLY:C	3	78.2
(1,545)	1:B:101:THR:C	1:B:102:GLY:N	1:B:102:GLY:CA	1:B:102:GLY:C	12	77.9
(1,545)	1:B:101:THR:C	1:B:102:GLY:N	1:B:102:GLY:CA	1:B:102:GLY:C	13	77.1
(1,169)	1:A:101:THR:C	1:A:102:GLY:N	1:A:102:GLY:CA	1:A:102:GLY:C	9	77.1
(1,326)	1:A:192:SER:N	1:A:192:SER:CA	1:A:192:SER:C	1:A:193:LYS:N	1	77.0
(1,95)	1:A:60:PRO:C	1:A:61:LEU:N	1:A:61:LEU:CA	1:A:61:LEU:C	4	76.9
(1,150)	1:A:90:SER:N	1:A:90:SER:CA	1:A:90:SER:C	1:A:91:ARG:N	8	76.9
(1,545)	1:B:101:THR:C	1:B:102:GLY:N	1:B:102:GLY:CA	1:B:102:GLY:C	4	76.8
(1,544)	1:B:101:THR:N	1:B:101:THR:CA	1:B:101:THR:C	1:B:102:GLY:N	2	76.6
(1,169)	1:A:101:THR:C	1:A:102:GLY:N	1:A:102:GLY:CA	1:A:102:GLY:C	6	76.5
(1,458)	1:B:54:ASP:N	1:B:54:ASP:CA	1:B:54:ASP:C	1:B:55:THR:N	13	76.4
(1,374)	1:A:217:LYS:N	1:A:217:LYS:CA	1:A:217:LYS:C	1:A:218:ARG:N	15	76.4
(1,95)	1:A:60:PRO:C	1:A:61:LEU:N	1:A:61:LEU:CA	1:A:61:LEU:C	12	76.2
(1,748)	1:B:216:LYS:N	1:B:216:LYS:CA	1:B:216:LYS:C	1:B:217:LYS:N	1	76.1
(1,82)	1:A:54:ASP:N	1:A:54:ASP:CA	1:A:54:ASP:C	1:A:55:THR:N	4	76.0
(1,169)	1:A:101:THR:C	1:A:102:GLY:N	1:A:102:GLY:CA	1:A:102:GLY:C	8	76.0
(1,533)	1:B:93:TRP:C	1:B:94:THR:N	1:B:94:THR:CA	1:B:94:THR:C	2	75.9
(1,326)	1:A:192:SER:N	1:A:192:SER:CA	1:A:192:SER:C	1:A:193:LYS:N	9	75.9
(1,545)	1:B:101:THR:C	1:B:102:GLY:N	1:B:102:GLY:CA	1:B:102:GLY:C	2	75.4
(1,590)	1:B:126:PRO:N	1:B:126:PRO:CA	1:B:126:PRO:C	1:B:127:ASN:N	7	75.3
(1,142)	1:A:86:GLY:N	1:A:86:GLY:CA	1:A:86:GLY:C	1:A:87:LEU:N	8	75.2
(1,458)	1:B:54:ASP:N	1:B:54:ASP:CA	1:B:54:ASP:C	1:B:55:THR:N	11	75.1
(1,372)	1:A:216:LYS:N	1:A:216:LYS:CA	1:A:216:LYS:C	1:A:217:LYS:N	15	75.0
(1,96)	1:A:61:LEU:N	1:A:61:LEU:CA	1:A:61:LEU:C	1:A:62:ALA:N	12	74.8
(1,326)	1:A:192:SER:N	1:A:192:SER:CA	1:A:192:SER:C	1:A:193:LYS:N	2	74.8
(1,522)	1:B:88:ILE:N	1:B:88:ILE:CA	1:B:88:ILE:C	1:B:89:PRO:N	14	74.7
(1,676)	1:B:176:ALA:N	1:B:176:ALA:CA	1:B:176:ALA:C	1:B:177:GLY:N	11	74.6
(1,168)	1:A:101:THR:N	1:A:101:THR:CA	1:A:101:THR:C	1:A:102:GLY:N	5	74.1
(1,157)	1:A:93:TRP:C	1:A:94:THR:N	1:A:94:THR:CA	1:A:94:THR:C	12	74.1
(1,522)	1:B:88:ILE:N	1:B:88:ILE:CA	1:B:88:ILE:C	1:B:89:PRO:N	8	74.0
(1,146)	1:A:88:ILE:N	1:A:88:ILE:CA	1:A:88:ILE:C	1:A:89:PRO:N	9	73.9
(1,169)	1:A:101:THR:C	1:A:102:GLY:N	1:A:102:GLY:CA	1:A:102:GLY:C	15	73.3
(1,472)	1:B:61:LEU:N	1:B:61:LEU:CA	1:B:61:LEU:C	1:B:62:ALA:N	6	72.4
(1,146)	1:A:88:ILE:N	1:A:88:ILE:CA	1:A:88:ILE:C	1:A:89:PRO:N	14	72.2
(1,82)	1:A:54:ASP:N	1:A:54:ASP:CA	1:A:54:ASP:C	1:A:55:THR:N	9	72.1
(1,324)	1:A:191:SER:N	1:A:191:SER:CA	1:A:191:SER:C	1:A:192:SER:N	12	72.0
(1,169)	1:A:101:THR:C	1:A:102:GLY:N	1:A:102:GLY:CA	1:A:102:GLY:C	5	71.3
(1,146)	1:A:88:ILE:N	1:A:88:ILE:CA	1:A:88:ILE:C	1:A:89:PRO:N	15	71.2
(1,748)	1:B:216:LYS:N	1:B:216:LYS:CA	1:B:216:LYS:C	1:B:217:LYS:N	14	70.8
(1,96)	1:A:61:LEU:N	1:A:61:LEU:CA	1:A:61:LEU:C	1:A:62:ALA:N	5	69.6
(1,214)	1:A:126:PRO:N	1:A:126:PRO:CA	1:A:126:PRO:C	1:A:127:ASN:N	5	68.6
(1,326)	1:A:192:SER:N	1:A:192:SER:CA	1:A:192:SER:C	1:A:193:LYS:N	11	68.5

Continued on next page...

Continued from previous page...

Key	Atom-1	Atom-2	Atom-3	Atom-4	Model ID	Violation (°)
(1,522)	1:B:88:ILE:N	1:B:88:ILE:CA	1:B:88:ILE:C	1:B:89:PRO:N	15	68.3
(1,702)	1:B:192:SER:N	1:B:192:SER:CA	1:B:192:SER:C	1:B:193:LYS:N	7	68.2
(1,214)	1:A:126:PRO:N	1:A:126:PRO:CA	1:A:126:PRO:C	1:A:127:ASN:N	3	68.1
(1,701)	1:B:191:SER:C	1:B:192:SER:N	1:B:192:SER:CA	1:B:192:SER:C	8	67.4
(1,701)	1:B:191:SER:C	1:B:192:SER:N	1:B:192:SER:CA	1:B:192:SER:C	14	67.4
(1,701)	1:B:191:SER:C	1:B:192:SER:N	1:B:192:SER:CA	1:B:192:SER:C	11	66.8
(1,325)	1:A:191:SER:C	1:A:192:SER:N	1:A:192:SER:CA	1:A:192:SER:C	15	66.8
(1,701)	1:B:191:SER:C	1:B:192:SER:N	1:B:192:SER:CA	1:B:192:SER:C	3	66.6
(1,325)	1:A:191:SER:C	1:A:192:SER:N	1:A:192:SER:CA	1:A:192:SER:C	9	66.5
(1,145)	1:A:87:LEU:C	1:A:88:ILE:N	1:A:88:ILE:CA	1:A:88:ILE:C	12	66.5
(1,146)	1:A:88:ILE:N	1:A:88:ILE:CA	1:A:88:ILE:C	1:A:89:PRO:N	1	66.3
(1,82)	1:A:54:ASP:N	1:A:54:ASP:CA	1:A:54:ASP:C	1:A:55:THR:N	3	65.9
(1,156)	1:A:93:TRP:N	1:A:93:TRP:CA	1:A:93:TRP:C	1:A:94:THR:N	15	65.9
(1,522)	1:B:88:ILE:N	1:B:88:ILE:CA	1:B:88:ILE:C	1:B:89:PRO:N	5	65.8
(1,435)	1:B:37:PHE:C	1:B:38:GLU:N	1:B:38:GLU:CA	1:B:38:GLU:C	4	65.8
(1,145)	1:A:87:LEU:C	1:A:88:ILE:N	1:A:88:ILE:CA	1:A:88:ILE:C	4	65.7
(1,142)	1:A:86:GLY:N	1:A:86:GLY:CA	1:A:86:GLY:C	1:A:87:LEU:N	3	65.7
(1,248)	1:A:147:PHE:N	1:A:147:PHE:CA	1:A:147:PHE:C	1:A:148:LEU:N	4	65.6
(1,156)	1:A:93:TRP:N	1:A:93:TRP:CA	1:A:93:TRP:C	1:A:94:THR:N	6	65.6
(1,533)	1:B:93:TRP:C	1:B:94:THR:N	1:B:94:THR:CA	1:B:94:THR:C	6	65.3
(1,522)	1:B:88:ILE:N	1:B:88:ILE:CA	1:B:88:ILE:C	1:B:89:PRO:N	2	65.1
(1,702)	1:B:192:SER:N	1:B:192:SER:CA	1:B:192:SER:C	1:B:193:LYS:N	5	65.0
(1,532)	1:B:93:TRP:N	1:B:93:TRP:CA	1:B:93:TRP:C	1:B:94:THR:N	8	64.9
(1,156)	1:A:93:TRP:N	1:A:93:TRP:CA	1:A:93:TRP:C	1:A:94:THR:N	1	64.9
(1,325)	1:A:191:SER:C	1:A:192:SER:N	1:A:192:SER:CA	1:A:192:SER:C	6	64.1
(1,141)	1:A:85:GLN:C	1:A:86:GLY:N	1:A:86:GLY:CA	1:A:86:GLY:C	10	64.1
(1,526)	1:B:90:SER:N	1:B:90:SER:CA	1:B:90:SER:C	1:B:91:ARG:N	10	64.0
(1,156)	1:A:93:TRP:N	1:A:93:TRP:CA	1:A:93:TRP:C	1:A:94:THR:N	10	63.9
(1,435)	1:B:37:PHE:C	1:B:38:GLU:N	1:B:38:GLU:CA	1:B:38:GLU:C	7	63.7
(1,748)	1:B:216:LYS:N	1:B:216:LYS:CA	1:B:216:LYS:C	1:B:217:LYS:N	5	63.4
(1,156)	1:A:93:TRP:N	1:A:93:TRP:CA	1:A:93:TRP:C	1:A:94:THR:N	4	63.0
(1,325)	1:A:191:SER:C	1:A:192:SER:N	1:A:192:SER:CA	1:A:192:SER:C	11	62.8
(1,590)	1:B:126:PRO:N	1:B:126:PRO:CA	1:B:126:PRO:C	1:B:127:ASN:N	2	62.4
(1,214)	1:A:126:PRO:N	1:A:126:PRO:CA	1:A:126:PRO:C	1:A:127:ASN:N	4	62.3
(1,522)	1:B:88:ILE:N	1:B:88:ILE:CA	1:B:88:ILE:C	1:B:89:PRO:N	12	61.9
(1,324)	1:A:191:SER:N	1:A:191:SER:CA	1:A:191:SER:C	1:A:192:SER:N	4	61.4
(1,748)	1:B:216:LYS:N	1:B:216:LYS:CA	1:B:216:LYS:C	1:B:217:LYS:N	12	61.1
(1,701)	1:B:191:SER:C	1:B:192:SER:N	1:B:192:SER:CA	1:B:192:SER:C	7	60.9
(1,526)	1:B:90:SER:N	1:B:90:SER:CA	1:B:90:SER:C	1:B:91:ARG:N	15	60.8
(1,435)	1:B:37:PHE:C	1:B:38:GLU:N	1:B:38:GLU:CA	1:B:38:GLU:C	2	60.7
(1,532)	1:B:93:TRP:N	1:B:93:TRP:CA	1:B:93:TRP:C	1:B:94:THR:N	14	60.5
(1,156)	1:A:93:TRP:N	1:A:93:TRP:CA	1:A:93:TRP:C	1:A:94:THR:N	11	60.2
(1,701)	1:B:191:SER:C	1:B:192:SER:N	1:B:192:SER:CA	1:B:192:SER:C	13	59.9
(1,150)	1:A:90:SER:N	1:A:90:SER:CA	1:A:90:SER:C	1:A:91:ARG:N	2	59.8
(1,142)	1:A:86:GLY:N	1:A:86:GLY:CA	1:A:86:GLY:C	1:A:87:LEU:N	13	59.8
(1,532)	1:B:93:TRP:N	1:B:93:TRP:CA	1:B:93:TRP:C	1:B:94:THR:N	9	59.6
(1,522)	1:B:88:ILE:N	1:B:88:ILE:CA	1:B:88:ILE:C	1:B:89:PRO:N	11	59.6
(1,168)	1:A:101:THR:N	1:A:101:THR:CA	1:A:101:THR:C	1:A:102:GLY:N	15	59.6
(1,435)	1:B:37:PHE:C	1:B:38:GLU:N	1:B:38:GLU:CA	1:B:38:GLU:C	13	59.4
(1,168)	1:A:101:THR:N	1:A:101:THR:CA	1:A:101:THR:C	1:A:102:GLY:N	6	59.1
(1,325)	1:A:191:SER:C	1:A:192:SER:N	1:A:192:SER:CA	1:A:192:SER:C	1	58.9

Continued on next page...

Continued from previous page...

Key	Atom-1	Atom-2	Atom-3	Atom-4	Model ID	Violation (°)
(1,532)	1:B:93:TRP:N	1:B:93:TRP:CA	1:B:93:TRP:C	1:B:94:THR:N	10	58.6
(1,81)	1:A:53:VAL:C	1:A:54:ASP:N	1:A:54:ASP:CA	1:A:54:ASP:C	15	58.5
(1,300)	1:A:176:ALA:N	1:A:176:ALA:CA	1:A:176:ALA:C	1:A:177:GLY:N	1	58.0
(1,142)	1:A:86:GLY:N	1:A:86:GLY:CA	1:A:86:GLY:C	1:A:87:LEU:N	11	57.9
(1,95)	1:A:60:PRO:C	1:A:61:LEU:N	1:A:61:LEU:CA	1:A:61:LEU:C	5	57.7
(1,96)	1:A:61:LEU:N	1:A:61:LEU:CA	1:A:61:LEU:C	1:A:62:ALA:N	2	57.4
(1,96)	1:A:61:LEU:N	1:A:61:LEU:CA	1:A:61:LEU:C	1:A:62:ALA:N	13	57.4
(1,150)	1:A:90:SER:N	1:A:90:SER:CA	1:A:90:SER:C	1:A:91:ARG:N	6	57.4
(1,59)	1:A:37:PHE:C	1:A:38:GLU:N	1:A:38:GLU:CA	1:A:38:GLU:C	2	57.2
(1,526)	1:B:90:SER:N	1:B:90:SER:CA	1:B:90:SER:C	1:B:91:ARG:N	7	57.2
(1,235)	1:A:139:ASN:C	1:A:140:HIS:N	1:A:140:HIS:CA	1:A:140:HIS:C	1	57.2
(1,150)	1:A:90:SER:N	1:A:90:SER:CA	1:A:90:SER:C	1:A:91:ARG:N	11	57.2
(1,150)	1:A:90:SER:N	1:A:90:SER:CA	1:A:90:SER:C	1:A:91:ARG:N	7	57.1
(1,611)	1:B:139:ASN:C	1:B:140:HIS:N	1:B:140:HIS:CA	1:B:140:HIS:C	3	57.0
(1,374)	1:A:217:LYS:N	1:A:217:LYS:CA	1:A:217:LYS:C	1:A:218:ARG:N	5	57.0
(1,150)	1:A:90:SER:N	1:A:90:SER:CA	1:A:90:SER:C	1:A:91:ARG:N	13	57.0
(1,526)	1:B:90:SER:N	1:B:90:SER:CA	1:B:90:SER:C	1:B:91:ARG:N	4	56.8
(1,150)	1:A:90:SER:N	1:A:90:SER:CA	1:A:90:SER:C	1:A:91:ARG:N	5	56.8
(1,750)	1:B:217:LYS:N	1:B:217:LYS:CA	1:B:217:LYS:C	1:B:218:ARG:N	11	56.7
(1,526)	1:B:90:SER:N	1:B:90:SER:CA	1:B:90:SER:C	1:B:91:ARG:N	2	56.7
(1,150)	1:A:90:SER:N	1:A:90:SER:CA	1:A:90:SER:C	1:A:91:ARG:N	12	56.7
(1,526)	1:B:90:SER:N	1:B:90:SER:CA	1:B:90:SER:C	1:B:91:ARG:N	3	56.6
(1,526)	1:B:90:SER:N	1:B:90:SER:CA	1:B:90:SER:C	1:B:91:ARG:N	13	56.6
(1,150)	1:A:90:SER:N	1:A:90:SER:CA	1:A:90:SER:C	1:A:91:ARG:N	14	56.6
(1,702)	1:B:192:SER:N	1:B:192:SER:CA	1:B:192:SER:C	1:B:193:LYS:N	3	56.3
(1,702)	1:B:192:SER:N	1:B:192:SER:CA	1:B:192:SER:C	1:B:193:LYS:N	11	56.2
(1,701)	1:B:191:SER:C	1:B:192:SER:N	1:B:192:SER:CA	1:B:192:SER:C	5	56.2
(1,701)	1:B:191:SER:C	1:B:192:SER:N	1:B:192:SER:CA	1:B:192:SER:C	9	56.2
(1,81)	1:A:53:VAL:C	1:A:54:ASP:N	1:A:54:ASP:CA	1:A:54:ASP:C	5	56.0
(1,750)	1:B:217:LYS:N	1:B:217:LYS:CA	1:B:217:LYS:C	1:B:218:ARG:N	6	55.8
(1,624)	1:B:147:PHE:N	1:B:147:PHE:CA	1:B:147:PHE:C	1:B:148:LEU:N	3	55.7
(1,214)	1:A:126:PRO:N	1:A:126:PRO:CA	1:A:126:PRO:C	1:A:127:ASN:N	7	55.3
(1,156)	1:A:93:TRP:N	1:A:93:TRP:CA	1:A:93:TRP:C	1:A:94:THR:N	14	55.1
(1,236)	1:A:140:HIS:N	1:A:140:HIS:CA	1:A:140:HIS:C	1:A:141:ILE:N	12	55.0
(1,590)	1:B:126:PRO:N	1:B:126:PRO:CA	1:B:126:PRO:C	1:B:127:ASN:N	9	54.6
(1,168)	1:A:101:THR:N	1:A:101:THR:CA	1:A:101:THR:C	1:A:102:GLY:N	8	54.1
(1,590)	1:B:126:PRO:N	1:B:126:PRO:CA	1:B:126:PRO:C	1:B:127:ASN:N	3	53.8
(1,750)	1:B:217:LYS:N	1:B:217:LYS:CA	1:B:217:LYS:C	1:B:218:ARG:N	2	53.7
(1,325)	1:A:191:SER:C	1:A:192:SER:N	1:A:192:SER:CA	1:A:192:SER:C	10	53.5
(1,544)	1:B:101:THR:N	1:B:101:THR:CA	1:B:101:THR:C	1:B:102:GLY:N	3	53.4
(1,81)	1:A:53:VAL:C	1:A:54:ASP:N	1:A:54:ASP:CA	1:A:54:ASP:C	6	52.9
(1,81)	1:A:53:VAL:C	1:A:54:ASP:N	1:A:54:ASP:CA	1:A:54:ASP:C	12	52.8
(1,82)	1:A:54:ASP:N	1:A:54:ASP:CA	1:A:54:ASP:C	1:A:55:THR:N	14	52.7
(1,168)	1:A:101:THR:N	1:A:101:THR:CA	1:A:101:THR:C	1:A:102:GLY:N	11	52.7
(1,168)	1:A:101:THR:N	1:A:101:THR:CA	1:A:101:THR:C	1:A:102:GLY:N	3	52.4
(1,326)	1:A:192:SER:N	1:A:192:SER:CA	1:A:192:SER:C	1:A:193:LYS:N	15	52.3
(1,701)	1:B:191:SER:C	1:B:192:SER:N	1:B:192:SER:CA	1:B:192:SER:C	10	52.2
(1,168)	1:A:101:THR:N	1:A:101:THR:CA	1:A:101:THR:C	1:A:102:GLY:N	4	52.2
(1,326)	1:A:192:SER:N	1:A:192:SER:CA	1:A:192:SER:C	1:A:193:LYS:N	6	52.1
(1,457)	1:B:53:VAL:C	1:B:54:ASP:N	1:B:54:ASP:CA	1:B:54:ASP:C	10	51.7
(1,142)	1:A:86:GLY:N	1:A:86:GLY:CA	1:A:86:GLY:C	1:A:87:LEU:N	2	51.7

Continued on next page...

Continued from previous page...

Key	Atom-1	Atom-2	Atom-3	Atom-4	Model ID	Violation (°)
(1,214)	1:A:126:PRO:N	1:A:126:PRO:CA	1:A:126:PRO:C	1:A:127:ASN:N	9	51.6
(1,146)	1:A:88:ILE:N	1:A:88:ILE:CA	1:A:88:ILE:C	1:A:89:PRO:N	11	51.6
(1,325)	1:A:191:SER:C	1:A:192:SER:N	1:A:192:SER:CA	1:A:192:SER:C	14	51.5
(1,156)	1:A:93:TRP:N	1:A:93:TRP:CA	1:A:93:TRP:C	1:A:94:THR:N	2	51.5
(1,618)	1:B:143:LYS:N	1:B:143:LYS:CA	1:B:143:LYS:C	1:B:144:ARG:N	9	51.1
(1,546)	1:B:102:GLY:N	1:B:102:GLY:CA	1:B:102:GLY:C	1:B:103:ALA:N	1	51.1
(1,170)	1:A:102:GLY:N	1:A:102:GLY:CA	1:A:102:GLY:C	1:A:103:ALA:N	3	50.9
(1,546)	1:B:102:GLY:N	1:B:102:GLY:CA	1:B:102:GLY:C	1:B:103:ALA:N	4	50.8
(1,546)	1:B:102:GLY:N	1:B:102:GLY:CA	1:B:102:GLY:C	1:B:103:ALA:N	6	50.8
(1,546)	1:B:102:GLY:N	1:B:102:GLY:CA	1:B:102:GLY:C	1:B:103:ALA:N	8	50.8
(1,170)	1:A:102:GLY:N	1:A:102:GLY:CA	1:A:102:GLY:C	1:A:103:ALA:N	7	50.8
(1,170)	1:A:102:GLY:N	1:A:102:GLY:CA	1:A:102:GLY:C	1:A:103:ALA:N	13	50.8
(1,170)	1:A:102:GLY:N	1:A:102:GLY:CA	1:A:102:GLY:C	1:A:103:ALA:N	4	50.7
(1,170)	1:A:102:GLY:N	1:A:102:GLY:CA	1:A:102:GLY:C	1:A:103:ALA:N	10	50.7
(1,170)	1:A:102:GLY:N	1:A:102:GLY:CA	1:A:102:GLY:C	1:A:103:ALA:N	11	50.7
(1,590)	1:B:126:PRO:N	1:B:126:PRO:CA	1:B:126:PRO:C	1:B:127:ASN:N	15	50.6
(1,546)	1:B:102:GLY:N	1:B:102:GLY:CA	1:B:102:GLY:C	1:B:103:ALA:N	12	50.6
(1,214)	1:A:126:PRO:N	1:A:126:PRO:CA	1:A:126:PRO:C	1:A:127:ASN:N	10	50.6
(1,157)	1:A:93:TRP:C	1:A:94:THR:N	1:A:94:THR:CA	1:A:94:THR:C	3	50.5
(1,532)	1:B:93:TRP:N	1:B:93:TRP:CA	1:B:93:TRP:C	1:B:94:THR:N	13	50.4
(1,372)	1:A:216:LYS:N	1:A:216:LYS:CA	1:A:216:LYS:C	1:A:217:LYS:N	11	50.3
(1,75)	1:A:50:GLY:C	1:A:51:MET:N	1:A:51:MET:CA	1:A:51:MET:C	4	50.2
(1,170)	1:A:102:GLY:N	1:A:102:GLY:CA	1:A:102:GLY:C	1:A:103:ALA:N	14	50.1
(1,546)	1:B:102:GLY:N	1:B:102:GLY:CA	1:B:102:GLY:C	1:B:103:ALA:N	9	50.0
(1,701)	1:B:191:SER:C	1:B:192:SER:N	1:B:192:SER:CA	1:B:192:SER:C	2	49.9
(1,544)	1:B:101:THR:N	1:B:101:THR:CA	1:B:101:THR:C	1:B:102:GLY:N	7	49.4
(1,544)	1:B:101:THR:N	1:B:101:THR:CA	1:B:101:THR:C	1:B:102:GLY:N	11	49.4
(1,748)	1:B:216:LYS:N	1:B:216:LYS:CA	1:B:216:LYS:C	1:B:217:LYS:N	7	49.0
(1,435)	1:B:37:PHE:C	1:B:38:GLU:N	1:B:38:GLU:CA	1:B:38:GLU:C	3	48.5
(1,374)	1:A:217:LYS:N	1:A:217:LYS:CA	1:A:217:LYS:C	1:A:218:ARG:N	6	48.4
(1,170)	1:A:102:GLY:N	1:A:102:GLY:CA	1:A:102:GLY:C	1:A:103:ALA:N	15	48.4
(1,702)	1:B:192:SER:N	1:B:192:SER:CA	1:B:192:SER:C	1:B:193:LYS:N	13	48.0
(1,546)	1:B:102:GLY:N	1:B:102:GLY:CA	1:B:102:GLY:C	1:B:103:ALA:N	13	47.8
(1,435)	1:B:37:PHE:C	1:B:38:GLU:N	1:B:38:GLU:CA	1:B:38:GLU:C	14	47.5
(1,235)	1:A:139:ASN:C	1:A:140:HIS:N	1:A:140:HIS:CA	1:A:140:HIS:C	4	47.1
(1,156)	1:A:93:TRP:N	1:A:93:TRP:CA	1:A:93:TRP:C	1:A:94:THR:N	8	47.1
(1,170)	1:A:102:GLY:N	1:A:102:GLY:CA	1:A:102:GLY:C	1:A:103:ALA:N	9	47.0
(1,702)	1:B:192:SER:N	1:B:192:SER:CA	1:B:192:SER:C	1:B:193:LYS:N	8	46.9
(1,521)	1:B:87:LEU:C	1:B:88:ILE:N	1:B:88:ILE:CA	1:B:88:ILE:C	11	46.9
(1,146)	1:A:88:ILE:N	1:A:88:ILE:CA	1:A:88:ILE:C	1:A:89:PRO:N	13	46.9
(1,170)	1:A:102:GLY:N	1:A:102:GLY:CA	1:A:102:GLY:C	1:A:103:ALA:N	12	46.6
(1,372)	1:A:216:LYS:N	1:A:216:LYS:CA	1:A:216:LYS:C	1:A:217:LYS:N	6	46.3
(1,618)	1:B:143:LYS:N	1:B:143:LYS:CA	1:B:143:LYS:C	1:B:144:ARG:N	10	46.2
(1,142)	1:A:86:GLY:N	1:A:86:GLY:CA	1:A:86:GLY:C	1:A:87:LEU:N	4	46.2
(1,546)	1:B:102:GLY:N	1:B:102:GLY:CA	1:B:102:GLY:C	1:B:103:ALA:N	10	45.9
(1,372)	1:A:216:LYS:N	1:A:216:LYS:CA	1:A:216:LYS:C	1:A:217:LYS:N	2	45.8
(1,142)	1:A:86:GLY:N	1:A:86:GLY:CA	1:A:86:GLY:C	1:A:87:LEU:N	10	45.8
(1,235)	1:A:139:ASN:C	1:A:140:HIS:N	1:A:140:HIS:CA	1:A:140:HIS:C	5	45.2
(1,546)	1:B:102:GLY:N	1:B:102:GLY:CA	1:B:102:GLY:C	1:B:103:ALA:N	3	44.8
(1,242)	1:A:143:LYS:N	1:A:143:LYS:CA	1:A:143:LYS:C	1:A:144:ARG:N	1	44.7
(1,532)	1:B:93:TRP:N	1:B:93:TRP:CA	1:B:93:TRP:C	1:B:94:THR:N	15	44.6

Continued on next page...

Continued from previous page...

Key	Atom-1	Atom-2	Atom-3	Atom-4	Model ID	Violation (°)
(1,235)	1:A:139:ASN:C	1:A:140:HIS:N	1:A:140:HIS:CA	1:A:140:HIS:C	9	44.6
(1,435)	1:B:37:PHE:C	1:B:38:GLU:N	1:B:38:GLU:CA	1:B:38:GLU:C	8	44.5
(1,247)	1:A:146:PRO:C	1:A:147:PHE:N	1:A:147:PHE:CA	1:A:147:PHE:C	1	44.3
(1,521)	1:B:87:LEU:C	1:B:88:ILE:N	1:B:88:ILE:CA	1:B:88:ILE:C	12	44.0
(1,518)	1:B:86:GLY:N	1:B:86:GLY:CA	1:B:86:GLY:C	1:B:87:LEU:N	5	44.0
(1,324)	1:A:191:SER:N	1:A:191:SER:CA	1:A:191:SER:C	1:A:192:SER:N	5	44.0
(1,247)	1:A:146:PRO:C	1:A:147:PHE:N	1:A:147:PHE:CA	1:A:147:PHE:C	14	43.9
(1,75)	1:A:50:GLY:C	1:A:51:MET:N	1:A:51:MET:CA	1:A:51:MET:C	3	43.8
(1,170)	1:A:102:GLY:N	1:A:102:GLY:CA	1:A:102:GLY:C	1:A:103:ALA:N	1	43.8
(1,702)	1:B:192:SER:N	1:B:192:SER:CA	1:B:192:SER:C	1:B:193:LYS:N	6	43.1
(1,168)	1:A:101:THR:N	1:A:101:THR:CA	1:A:101:THR:C	1:A:102:GLY:N	2	43.0
(1,156)	1:A:93:TRP:N	1:A:93:TRP:CA	1:A:93:TRP:C	1:A:94:THR:N	5	42.9
(1,235)	1:A:139:ASN:C	1:A:140:HIS:N	1:A:140:HIS:CA	1:A:140:HIS:C	8	42.8
(1,75)	1:A:50:GLY:C	1:A:51:MET:N	1:A:51:MET:CA	1:A:51:MET:C	8	42.7
(1,168)	1:A:101:THR:N	1:A:101:THR:CA	1:A:101:THR:C	1:A:102:GLY:N	9	42.7
(1,372)	1:A:216:LYS:N	1:A:216:LYS:CA	1:A:216:LYS:C	1:A:217:LYS:N	13	42.6
(1,75)	1:A:50:GLY:C	1:A:51:MET:N	1:A:51:MET:CA	1:A:51:MET:C	9	42.4
(1,76)	1:A:51:MET:N	1:A:51:MET:CA	1:A:51:MET:C	1:A:52:HIS:N	13	42.2
(1,325)	1:A:191:SER:C	1:A:192:SER:N	1:A:192:SER:CA	1:A:192:SER:C	3	42.1
(1,611)	1:B:139:ASN:C	1:B:140:HIS:N	1:B:140:HIS:CA	1:B:140:HIS:C	11	41.8
(1,326)	1:A:192:SER:N	1:A:192:SER:CA	1:A:192:SER:C	1:A:193:LYS:N	3	41.8
(1,451)	1:B:50:GLY:C	1:B:51:MET:N	1:B:51:MET:CA	1:B:51:MET:C	5	41.5
(1,241)	1:A:142:THR:C	1:A:143:LYS:N	1:A:143:LYS:CA	1:A:143:LYS:C	7	41.4
(1,75)	1:A:50:GLY:C	1:A:51:MET:N	1:A:51:MET:CA	1:A:51:MET:C	12	41.3
(1,325)	1:A:191:SER:C	1:A:192:SER:N	1:A:192:SER:CA	1:A:192:SER:C	12	41.2
(1,299)	1:A:175:THR:C	1:A:176:ALA:N	1:A:176:ALA:CA	1:A:176:ALA:C	4	41.2
(1,142)	1:A:86:GLY:N	1:A:86:GLY:CA	1:A:86:GLY:C	1:A:87:LEU:N	1	41.1
(1,75)	1:A:50:GLY:C	1:A:51:MET:N	1:A:51:MET:CA	1:A:51:MET:C	14	40.9
(1,326)	1:A:192:SER:N	1:A:192:SER:CA	1:A:192:SER:C	1:A:193:LYS:N	7	40.7
(1,532)	1:B:93:TRP:N	1:B:93:TRP:CA	1:B:93:TRP:C	1:B:94:THR:N	12	40.4
(1,702)	1:B:192:SER:N	1:B:192:SER:CA	1:B:192:SER:C	1:B:193:LYS:N	9	40.3
(1,544)	1:B:101:THR:N	1:B:101:THR:CA	1:B:101:THR:C	1:B:102:GLY:N	13	40.3
(1,156)	1:A:93:TRP:N	1:A:93:TRP:CA	1:A:93:TRP:C	1:A:94:THR:N	7	40.2
(1,374)	1:A:217:LYS:N	1:A:217:LYS:CA	1:A:217:LYS:C	1:A:218:ARG:N	13	39.9
(1,624)	1:B:147:PHE:N	1:B:147:PHE:CA	1:B:147:PHE:C	1:B:148:LEU:N	5	39.8
(1,326)	1:A:192:SER:N	1:A:192:SER:CA	1:A:192:SER:C	1:A:193:LYS:N	10	39.8
(1,702)	1:B:192:SER:N	1:B:192:SER:CA	1:B:192:SER:C	1:B:193:LYS:N	10	39.7
(1,242)	1:A:143:LYS:N	1:A:143:LYS:CA	1:A:143:LYS:C	1:A:144:ARG:N	9	39.7
(1,59)	1:A:37:PHE:C	1:A:38:GLU:N	1:A:38:GLU:CA	1:A:38:GLU:C	13	39.6
(1,157)	1:A:93:TRP:C	1:A:94:THR:N	1:A:94:THR:CA	1:A:94:THR:C	13	39.5
(1,702)	1:B:192:SER:N	1:B:192:SER:CA	1:B:192:SER:C	1:B:193:LYS:N	2	39.4
(1,624)	1:B:147:PHE:N	1:B:147:PHE:CA	1:B:147:PHE:C	1:B:148:LEU:N	1	39.1
(1,618)	1:B:143:LYS:N	1:B:143:LYS:CA	1:B:143:LYS:C	1:B:144:ARG:N	7	39.1
(1,522)	1:B:88:ILE:N	1:B:88:ILE:CA	1:B:88:ILE:C	1:B:89:PRO:N	1	39.1
(1,618)	1:B:143:LYS:N	1:B:143:LYS:CA	1:B:143:LYS:C	1:B:144:ARG:N	1	38.9
(1,325)	1:A:191:SER:C	1:A:192:SER:N	1:A:192:SER:CA	1:A:192:SER:C	2	38.3
(1,96)	1:A:61:LEU:N	1:A:61:LEU:CA	1:A:61:LEU:C	1:A:62:ALA:N	4	37.9
(1,522)	1:B:88:ILE:N	1:B:88:ILE:CA	1:B:88:ILE:C	1:B:89:PRO:N	6	37.9
(1,146)	1:A:88:ILE:N	1:A:88:ILE:CA	1:A:88:ILE:C	1:A:89:PRO:N	3	37.8
(1,471)	1:B:60:PRO:C	1:B:61:LEU:N	1:B:61:LEU:CA	1:B:61:LEU:C	15	37.7
(1,325)	1:A:191:SER:C	1:A:192:SER:N	1:A:192:SER:CA	1:A:192:SER:C	7	37.7

Continued on next page...



Continued from previous page...

Key	Atom-1	Atom-2	Atom-3	Atom-4	Model ID	Violation (°)
(1,675)	1:B:175:THR:C	1:B:176:ALA:N	1:B:176:ALA:CA	1:B:176:ALA:C	11	37.6
(1,701)	1:B:191:SER:C	1:B:192:SER:N	1:B:192:SER:CA	1:B:192:SER:C	6	37.3
(1,170)	1:A:102:GLY:N	1:A:102:GLY:CA	1:A:102:GLY:C	1:A:103:ALA:N	2	37.3
(1,300)	1:A:176:ALA:N	1:A:176:ALA:CA	1:A:176:ALA:C	1:A:177:GLY:N	6	37.2
(1,532)	1:B:93:TRP:N	1:B:93:TRP:CA	1:B:93:TRP:C	1:B:94:THR:N	5	37.0
(1,532)	1:B:93:TRP:N	1:B:93:TRP:CA	1:B:93:TRP:C	1:B:94:THR:N	7	37.0
(1,534)	1:B:94:THR:N	1:B:94:THR:CA	1:B:94:THR:C	1:B:95:ASP:N	1	36.9
(1,702)	1:B:192:SER:N	1:B:192:SER:CA	1:B:192:SER:C	1:B:193:LYS:N	15	36.7
(1,702)	1:B:192:SER:N	1:B:192:SER:CA	1:B:192:SER:C	1:B:193:LYS:N	12	36.6
(1,749)	1:B:216:LYS:C	1:B:217:LYS:N	1:B:217:LYS:CA	1:B:217:LYS:C	1	36.5
(1,675)	1:B:175:THR:C	1:B:176:ALA:N	1:B:176:ALA:CA	1:B:176:ALA:C	15	36.5
(1,617)	1:B:142:THR:C	1:B:143:LYS:N	1:B:143:LYS:CA	1:B:143:LYS:C	14	36.4
(1,325)	1:A:191:SER:C	1:A:192:SER:N	1:A:192:SER:CA	1:A:192:SER:C	8	36.4
(1,324)	1:A:191:SER:N	1:A:191:SER:CA	1:A:191:SER:C	1:A:192:SER:N	13	36.4
(1,532)	1:B:93:TRP:N	1:B:93:TRP:CA	1:B:93:TRP:C	1:B:94:THR:N	4	36.1
(1,237)	1:A:140:HIS:C	1:A:141:ILE:N	1:A:141:ILE:CA	1:A:141:ILE:C	11	36.1
(1,170)	1:A:102:GLY:N	1:A:102:GLY:CA	1:A:102:GLY:C	1:A:103:ALA:N	6	35.7
(1,170)	1:A:102:GLY:N	1:A:102:GLY:CA	1:A:102:GLY:C	1:A:103:ALA:N	8	35.7
(1,675)	1:B:175:THR:C	1:B:176:ALA:N	1:B:176:ALA:CA	1:B:176:ALA:C	9	35.6
(1,617)	1:B:142:THR:C	1:B:143:LYS:N	1:B:143:LYS:CA	1:B:143:LYS:C	12	35.6
(1,533)	1:B:93:TRP:C	1:B:94:THR:N	1:B:94:THR:CA	1:B:94:THR:C	3	35.6
(1,675)	1:B:175:THR:C	1:B:176:ALA:N	1:B:176:ALA:CA	1:B:176:ALA:C	3	35.4
(1,436)	1:B:38:GLU:N	1:B:38:GLU:CA	1:B:38:GLU:C	1:B:39:PRO:N	13	35.2
(1,299)	1:A:175:THR:C	1:A:176:ALA:N	1:A:176:ALA:CA	1:A:176:ALA:C	5	35.1
(1,611)	1:B:139:ASN:C	1:B:140:HIS:N	1:B:140:HIS:CA	1:B:140:HIS:C	10	34.8
(1,299)	1:A:175:THR:C	1:A:176:ALA:N	1:A:176:ALA:CA	1:A:176:ALA:C	15	34.7
(1,750)	1:B:217:LYS:N	1:B:217:LYS:CA	1:B:217:LYS:C	1:B:218:ARG:N	1	34.6
(1,248)	1:A:147:PHE:N	1:A:147:PHE:CA	1:A:147:PHE:C	1:A:148:LEU:N	5	34.5
(1,675)	1:B:175:THR:C	1:B:176:ALA:N	1:B:176:ALA:CA	1:B:176:ALA:C	5	34.2
(1,675)	1:B:175:THR:C	1:B:176:ALA:N	1:B:176:ALA:CA	1:B:176:ALA:C	7	34.2
(1,299)	1:A:175:THR:C	1:A:176:ALA:N	1:A:176:ALA:CA	1:A:176:ALA:C	12	34.1
(1,458)	1:B:54:ASP:N	1:B:54:ASP:CA	1:B:54:ASP:C	1:B:55:THR:N	10	34.0
(1,436)	1:B:38:GLU:N	1:B:38:GLU:CA	1:B:38:GLU:C	1:B:39:PRO:N	10	34.0
(1,323)	1:A:190:LYS:C	1:A:191:SER:N	1:A:191:SER:CA	1:A:191:SER:C	8	33.9
(1,372)	1:A:216:LYS:N	1:A:216:LYS:CA	1:A:216:LYS:C	1:A:217:LYS:N	3	33.8
(1,156)	1:A:93:TRP:N	1:A:93:TRP:CA	1:A:93:TRP:C	1:A:94:THR:N	9	33.8
(1,533)	1:B:93:TRP:C	1:B:94:THR:N	1:B:94:THR:CA	1:B:94:THR:C	15	33.7
(1,326)	1:A:192:SER:N	1:A:192:SER:CA	1:A:192:SER:C	1:A:193:LYS:N	14	33.6
(1,546)	1:B:102:GLY:N	1:B:102:GLY:CA	1:B:102:GLY:C	1:B:103:ALA:N	2	33.5
(1,675)	1:B:175:THR:C	1:B:176:ALA:N	1:B:176:ALA:CA	1:B:176:ALA:C	12	33.3
(1,611)	1:B:139:ASN:C	1:B:140:HIS:N	1:B:140:HIS:CA	1:B:140:HIS:C	4	33.3
(1,59)	1:A:37:PHE:C	1:A:38:GLU:N	1:A:38:GLU:CA	1:A:38:GLU:C	11	33.3
(1,546)	1:B:102:GLY:N	1:B:102:GLY:CA	1:B:102:GLY:C	1:B:103:ALA:N	7	33.1
(1,544)	1:B:101:THR:N	1:B:101:THR:CA	1:B:101:THR:C	1:B:102:GLY:N	12	33.1
(1,248)	1:A:147:PHE:N	1:A:147:PHE:CA	1:A:147:PHE:C	1:A:148:LEU:N	9	33.0
(1,471)	1:B:60:PRO:C	1:B:61:LEU:N	1:B:61:LEU:CA	1:B:61:LEU:C	4	32.9
(1,699)	1:B:190:LYS:C	1:B:191:SER:N	1:B:191:SER:CA	1:B:191:SER:C	14	32.8
(1,531)	1:B:92:GLY:C	1:B:93:TRP:N	1:B:93:TRP:CA	1:B:93:TRP:C	9	32.7
(1,546)	1:B:102:GLY:N	1:B:102:GLY:CA	1:B:102:GLY:C	1:B:103:ALA:N	14	32.6
(1,675)	1:B:175:THR:C	1:B:176:ALA:N	1:B:176:ALA:CA	1:B:176:ALA:C	8	32.5
(1,242)	1:A:143:LYS:N	1:A:143:LYS:CA	1:A:143:LYS:C	1:A:144:ARG:N	2	32.4

Continued on next page...



Continued from previous page...

Key	Atom-1	Atom-2	Atom-3	Atom-4	Model ID	Violation (°)
(1,750)	1:B:217:LYS:N	1:B:217:LYS:CA	1:B:217:LYS:C	1:B:218:ARG:N	4	32.2
(1,675)	1:B:175:THR:C	1:B:176:ALA:N	1:B:176:ALA:CA	1:B:176:ALA:C	6	32.2
(1,675)	1:B:175:THR:C	1:B:176:ALA:N	1:B:176:ALA:CA	1:B:176:ALA:C	4	32.1
(1,749)	1:B:216:LYS:C	1:B:217:LYS:N	1:B:217:LYS:CA	1:B:217:LYS:C	8	32.0
(1,534)	1:B:94:THR:N	1:B:94:THR:CA	1:B:94:THR:C	1:B:95:ASP:N	2	32.0
(1,435)	1:B:37:PHE:C	1:B:38:GLU:N	1:B:38:GLU:CA	1:B:38:GLU:C	11	31.8
(1,457)	1:B:53:VAL:C	1:B:54:ASP:N	1:B:54:ASP:CA	1:B:54:ASP:C	6	31.7
(1,325)	1:A:191:SER:C	1:A:192:SER:N	1:A:192:SER:CA	1:A:192:SER:C	4	31.7
(1,145)	1:A:87:LEU:C	1:A:88:ILE:N	1:A:88:ILE:CA	1:A:88:ILE:C	15	31.7
(1,72)	1:A:46:SER:N	1:A:46:SER:CA	1:A:46:SER:C	1:A:47:GLY:N	15	31.5
(1,675)	1:B:175:THR:C	1:B:176:ALA:N	1:B:176:ALA:CA	1:B:176:ALA:C	1	31.5
(1,748)	1:B:216:LYS:N	1:B:216:LYS:CA	1:B:216:LYS:C	1:B:217:LYS:N	10	31.2
(1,72)	1:A:46:SER:N	1:A:46:SER:CA	1:A:46:SER:C	1:A:47:GLY:N	9	31.2
(1,299)	1:A:175:THR:C	1:A:176:ALA:N	1:A:176:ALA:CA	1:A:176:ALA:C	11	31.2
(1,675)	1:B:175:THR:C	1:B:176:ALA:N	1:B:176:ALA:CA	1:B:176:ALA:C	2	31.1
(1,293)	1:A:171:GLY:C	1:A:172:LYS:N	1:A:172:LYS:CA	1:A:172:LYS:C	6	30.7
(1,531)	1:B:92:GLY:C	1:B:93:TRP:N	1:B:93:TRP:CA	1:B:93:TRP:C	15	30.6
(1,699)	1:B:190:LYS:C	1:B:191:SER:N	1:B:191:SER:CA	1:B:191:SER:C	13	30.5
(1,669)	1:B:171:GLY:C	1:B:172:LYS:N	1:B:172:LYS:CA	1:B:172:LYS:C	14	30.5
(1,533)	1:B:93:TRP:C	1:B:94:THR:N	1:B:94:THR:CA	1:B:94:THR:C	5	30.5
(1,618)	1:B:143:LYS:N	1:B:143:LYS:CA	1:B:143:LYS:C	1:B:144:ARG:N	14	30.4
(1,669)	1:B:171:GLY:C	1:B:172:LYS:N	1:B:172:LYS:CA	1:B:172:LYS:C	10	30.3
(1,170)	1:A:102:GLY:N	1:A:102:GLY:CA	1:A:102:GLY:C	1:A:103:ALA:N	5	30.3
(1,237)	1:A:140:HIS:C	1:A:141:ILE:N	1:A:141:ILE:CA	1:A:141:ILE:C	13	30.2
(1,219)	1:A:130:GLY:C	1:A:131:LYS:N	1:A:131:LYS:CA	1:A:131:LYS:C	12	30.2
(1,146)	1:A:88:ILE:N	1:A:88:ILE:CA	1:A:88:ILE:C	1:A:89:PRO:N	8	30.2
(1,615)	1:B:141:ILE:C	1:B:142:THR:N	1:B:142:THR:CA	1:B:142:THR:C	5	30.0
(1,72)	1:A:46:SER:N	1:A:46:SER:CA	1:A:46:SER:C	1:A:47:GLY:N	6	29.9
(1,241)	1:A:142:THR:C	1:A:143:LYS:N	1:A:143:LYS:CA	1:A:143:LYS:C	13	29.8
(1,595)	1:B:130:GLY:C	1:B:131:LYS:N	1:B:131:LYS:CA	1:B:131:LYS:C	13	29.7
(1,534)	1:B:94:THR:N	1:B:94:THR:CA	1:B:94:THR:C	1:B:95:ASP:N	14	29.7
(1,531)	1:B:92:GLY:C	1:B:93:TRP:N	1:B:93:TRP:CA	1:B:93:TRP:C	8	29.7
(1,702)	1:B:192:SER:N	1:B:192:SER:CA	1:B:192:SER:C	1:B:193:LYS:N	4	29.6
(1,157)	1:A:93:TRP:C	1:A:94:THR:N	1:A:94:THR:CA	1:A:94:THR:C	5	29.5
(1,145)	1:A:87:LEU:C	1:A:88:ILE:N	1:A:88:ILE:CA	1:A:88:ILE:C	9	29.5
(1,533)	1:B:93:TRP:C	1:B:94:THR:N	1:B:94:THR:CA	1:B:94:THR:C	1	29.4
(1,521)	1:B:87:LEU:C	1:B:88:ILE:N	1:B:88:ILE:CA	1:B:88:ILE:C	8	29.4
(1,155)	1:A:92:GLY:C	1:A:93:TRP:N	1:A:93:TRP:CA	1:A:93:TRP:C	7	29.2
(1,701)	1:B:191:SER:C	1:B:192:SER:N	1:B:192:SER:CA	1:B:192:SER:C	12	29.1
(1,81)	1:A:53:VAL:C	1:A:54:ASP:N	1:A:54:ASP:CA	1:A:54:ASP:C	10	29.0
(1,293)	1:A:171:GLY:C	1:A:172:LYS:N	1:A:172:LYS:CA	1:A:172:LYS:C	1	29.0
(1,145)	1:A:87:LEU:C	1:A:88:ILE:N	1:A:88:ILE:CA	1:A:88:ILE:C	3	29.0
(1,615)	1:B:141:ILE:C	1:B:142:THR:N	1:B:142:THR:CA	1:B:142:THR:C	8	28.9
(1,521)	1:B:87:LEU:C	1:B:88:ILE:N	1:B:88:ILE:CA	1:B:88:ILE:C	5	28.9
(1,157)	1:A:93:TRP:C	1:A:94:THR:N	1:A:94:THR:CA	1:A:94:THR:C	9	28.8
(1,155)	1:A:92:GLY:C	1:A:93:TRP:N	1:A:93:TRP:CA	1:A:93:TRP:C	10	28.7
(1,472)	1:B:61:LEU:N	1:B:61:LEU:CA	1:B:61:LEU:C	1:B:62:ALA:N	8	28.6
(1,155)	1:A:92:GLY:C	1:A:93:TRP:N	1:A:93:TRP:CA	1:A:93:TRP:C	4	28.5
(1,59)	1:A:37:PHE:C	1:A:38:GLU:N	1:A:38:GLU:CA	1:A:38:GLU:C	9	28.1
(1,750)	1:B:217:LYS:N	1:B:217:LYS:CA	1:B:217:LYS:C	1:B:218:ARG:N	3	28.0
(1,534)	1:B:94:THR:N	1:B:94:THR:CA	1:B:94:THR:C	1:B:95:ASP:N	6	28.0

Continued on next page...

Continued from previous page...

Key	Atom-1	Atom-2	Atom-3	Atom-4	Model ID	Violation (°)
(1,448)	1:B:46:SER:N	1:B:46:SER:CA	1:B:46:SER:C	1:B:47:GLY:N	6	28.0
(1,156)	1:A:93:TRP:N	1:A:93:TRP:CA	1:A:93:TRP:C	1:A:94:THR:N	13	28.0
(1,623)	1:B:146:PRO:C	1:B:147:PHE:N	1:B:147:PHE:CA	1:B:147:PHE:C	12	27.9
(1,299)	1:A:175:THR:C	1:A:176:ALA:N	1:A:176:ALA:CA	1:A:176:ALA:C	9	27.8
(1,81)	1:A:53:VAL:C	1:A:54:ASP:N	1:A:54:ASP:CA	1:A:54:ASP:C	7	27.6
(1,750)	1:B:217:LYS:N	1:B:217:LYS:CA	1:B:217:LYS:C	1:B:218:ARG:N	7	27.6
(1,699)	1:B:190:LYS:C	1:B:191:SER:N	1:B:191:SER:CA	1:B:191:SER:C	5	27.5
(1,158)	1:A:94:THR:N	1:A:94:THR:CA	1:A:94:THR:C	1:A:95:ASP:N	12	27.5
(1,158)	1:A:94:THR:N	1:A:94:THR:CA	1:A:94:THR:C	1:A:95:ASP:N	7	27.4
(1,747)	1:B:215:VAL:C	1:B:216:LYS:N	1:B:216:LYS:CA	1:B:216:LYS:C	1	27.3
(1,669)	1:B:171:GLY:C	1:B:172:LYS:N	1:B:172:LYS:CA	1:B:172:LYS:C	4	27.2
(1,521)	1:B:87:LEU:C	1:B:88:ILE:N	1:B:88:ILE:CA	1:B:88:ILE:C	15	27.1
(1,299)	1:A:175:THR:C	1:A:176:ALA:N	1:A:176:ALA:CA	1:A:176:ALA:C	1	27.1
(1,521)	1:B:87:LEU:C	1:B:88:ILE:N	1:B:88:ILE:CA	1:B:88:ILE:C	1	27.0
(1,624)	1:B:147:PHE:N	1:B:147:PHE:CA	1:B:147:PHE:C	1:B:148:LEU:N	12	26.9
(1,299)	1:A:175:THR:C	1:A:176:ALA:N	1:A:176:ALA:CA	1:A:176:ALA:C	13	26.9
(1,618)	1:B:143:LYS:N	1:B:143:LYS:CA	1:B:143:LYS:C	1:B:144:ARG:N	5	26.8
(1,435)	1:B:37:PHE:C	1:B:38:GLU:N	1:B:38:GLU:CA	1:B:38:GLU:C	12	26.8
(1,616)	1:B:142:THR:N	1:B:142:THR:CA	1:B:142:THR:C	1:B:143:LYS:N	8	26.7
(1,546)	1:B:102:GLY:N	1:B:102:GLY:CA	1:B:102:GLY:C	1:B:103:ALA:N	5	26.7
(1,466)	1:B:58:LEU:N	1:B:58:LEU:CA	1:B:58:LEU:C	1:B:59:HIS:N	5	26.6
(1,219)	1:A:130:GLY:C	1:A:131:LYS:N	1:A:131:LYS:CA	1:A:131:LYS:C	2	26.6
(1,95)	1:A:60:PRO:C	1:A:61:LEU:N	1:A:61:LEU:CA	1:A:61:LEU:C	13	26.5
(1,747)	1:B:215:VAL:C	1:B:216:LYS:N	1:B:216:LYS:CA	1:B:216:LYS:C	13	26.5
(1,534)	1:B:94:THR:N	1:B:94:THR:CA	1:B:94:THR:C	1:B:95:ASP:N	15	26.4
(1,522)	1:B:88:ILE:N	1:B:88:ILE:CA	1:B:88:ILE:C	1:B:89:PRO:N	3	26.4
(1,534)	1:B:94:THR:N	1:B:94:THR:CA	1:B:94:THR:C	1:B:95:ASP:N	4	26.3
(1,521)	1:B:87:LEU:C	1:B:88:ILE:N	1:B:88:ILE:CA	1:B:88:ILE:C	2	26.3
(1,299)	1:A:175:THR:C	1:A:176:ALA:N	1:A:176:ALA:CA	1:A:176:ALA:C	7	26.3
(1,142)	1:A:86:GLY:N	1:A:86:GLY:CA	1:A:86:GLY:C	1:A:87:LEU:N	14	26.3
(1,527)	1:B:90:SER:C	1:B:91:ARG:N	1:B:91:ARG:CA	1:B:91:ARG:C	15	26.2
(1,623)	1:B:146:PRO:C	1:B:147:PHE:N	1:B:147:PHE:CA	1:B:147:PHE:C	8	26.1
(1,675)	1:B:175:THR:C	1:B:176:ALA:N	1:B:176:ALA:CA	1:B:176:ALA:C	13	26.0
(1,531)	1:B:92:GLY:C	1:B:93:TRP:N	1:B:93:TRP:CA	1:B:93:TRP:C	14	25.6
(1,457)	1:B:53:VAL:C	1:B:54:ASP:N	1:B:54:ASP:CA	1:B:54:ASP:C	11	25.6
(1,158)	1:A:94:THR:N	1:A:94:THR:CA	1:A:94:THR:C	1:A:95:ASP:N	3	25.5
(1,299)	1:A:175:THR:C	1:A:176:ALA:N	1:A:176:ALA:CA	1:A:176:ALA:C	3	25.4
(1,546)	1:B:102:GLY:N	1:B:102:GLY:CA	1:B:102:GLY:C	1:B:103:ALA:N	11	25.3
(1,669)	1:B:171:GLY:C	1:B:172:LYS:N	1:B:172:LYS:CA	1:B:172:LYS:C	11	25.2
(1,471)	1:B:60:PRO:C	1:B:61:LEU:N	1:B:61:LEU:CA	1:B:61:LEU:C	3	25.2
(1,157)	1:A:93:TRP:C	1:A:94:THR:N	1:A:94:THR:CA	1:A:94:THR:C	8	25.2
(1,701)	1:B:191:SER:C	1:B:192:SER:N	1:B:192:SER:CA	1:B:192:SER:C	4	25.0
(1,623)	1:B:146:PRO:C	1:B:147:PHE:N	1:B:147:PHE:CA	1:B:147:PHE:C	1	24.9
(1,457)	1:B:53:VAL:C	1:B:54:ASP:N	1:B:54:ASP:CA	1:B:54:ASP:C	8	24.9
(1,299)	1:A:175:THR:C	1:A:176:ALA:N	1:A:176:ALA:CA	1:A:176:ALA:C	2	24.8
(1,435)	1:B:37:PHE:C	1:B:38:GLU:N	1:B:38:GLU:CA	1:B:38:GLU:C	10	24.7
(1,145)	1:A:87:LEU:C	1:A:88:ILE:N	1:A:88:ILE:CA	1:A:88:ILE:C	7	24.6
(1,521)	1:B:87:LEU:C	1:B:88:ILE:N	1:B:88:ILE:CA	1:B:88:ILE:C	13	24.5
(1,299)	1:A:175:THR:C	1:A:176:ALA:N	1:A:176:ALA:CA	1:A:176:ALA:C	10	24.5
(1,472)	1:B:61:LEU:N	1:B:61:LEU:CA	1:B:61:LEU:C	1:B:62:ALA:N	3	24.3
(1,532)	1:B:93:TRP:N	1:B:93:TRP:CA	1:B:93:TRP:C	1:B:94:THR:N	3	24.2

Continued on next page...

Continued from previous page...

Key	Atom-1	Atom-2	Atom-3	Atom-4	Model ID	Violation (°)
(1,448)	1:B:46:SER:N	1:B:46:SER:CA	1:B:46:SER:C	1:B:47:GLY:N	2	24.1
(1,90)	1:A:58:LEU:N	1:A:58:LEU:CA	1:A:58:LEU:C	1:A:59:HIS:N	15	23.8
(1,60)	1:A:38:GLU:N	1:A:38:GLU:CA	1:A:38:GLU:C	1:A:39:PRO:N	10	23.7
(1,466)	1:B:58:LEU:N	1:B:58:LEU:CA	1:B:58:LEU:C	1:B:59:HIS:N	2	23.7
(1,82)	1:A:54:ASP:N	1:A:54:ASP:CA	1:A:54:ASP:C	1:A:55:THR:N	15	23.6
(1,618)	1:B:143:LYS:N	1:B:143:LYS:CA	1:B:143:LYS:C	1:B:144:ARG:N	15	23.6
(1,521)	1:B:87:LEU:C	1:B:88:ILE:N	1:B:88:ILE:CA	1:B:88:ILE:C	3	23.5
(1,240)	1:A:142:THR:N	1:A:142:THR:CA	1:A:142:THR:C	1:A:143:LYS:N	4	23.4
(1,145)	1:A:87:LEU:C	1:A:88:ILE:N	1:A:88:ILE:CA	1:A:88:ILE:C	10	23.4
(1,323)	1:A:190:LYS:C	1:A:191:SER:N	1:A:191:SER:CA	1:A:191:SER:C	3	23.3
(1,219)	1:A:130:GLY:C	1:A:131:LYS:N	1:A:131:LYS:CA	1:A:131:LYS:C	13	23.2
(1,618)	1:B:143:LYS:N	1:B:143:LYS:CA	1:B:143:LYS:C	1:B:144:ARG:N	11	23.1
(1,595)	1:B:130:GLY:C	1:B:131:LYS:N	1:B:131:LYS:CA	1:B:131:LYS:C	15	23.1
(1,674)	1:B:174:ASP:N	1:B:174:ASP:CA	1:B:174:ASP:C	1:B:175:THR:N	1	22.9
(1,145)	1:A:87:LEU:C	1:A:88:ILE:N	1:A:88:ILE:CA	1:A:88:ILE:C	8	22.9
(1,613)	1:B:140:HIS:C	1:B:141:ILE:N	1:B:141:ILE:CA	1:B:141:ILE:C	11	22.8
(1,146)	1:A:88:ILE:N	1:A:88:ILE:CA	1:A:88:ILE:C	1:A:89:PRO:N	10	22.8
(1,76)	1:A:51:MET:N	1:A:51:MET:CA	1:A:51:MET:C	1:A:52:HIS:N	11	22.7
(1,674)	1:B:174:ASP:N	1:B:174:ASP:CA	1:B:174:ASP:C	1:B:175:THR:N	13	22.7
(1,617)	1:B:142:THR:C	1:B:143:LYS:N	1:B:143:LYS:CA	1:B:143:LYS:C	9	22.7
(1,533)	1:B:93:TRP:C	1:B:94:THR:N	1:B:94:THR:CA	1:B:94:THR:C	7	22.7
(1,521)	1:B:87:LEU:C	1:B:88:ILE:N	1:B:88:ILE:CA	1:B:88:ILE:C	7	22.7
(1,90)	1:A:58:LEU:N	1:A:58:LEU:CA	1:A:58:LEU:C	1:A:59:HIS:N	6	22.6
(1,674)	1:B:174:ASP:N	1:B:174:ASP:CA	1:B:174:ASP:C	1:B:175:THR:N	9	22.6
(1,298)	1:A:174:ASP:N	1:A:174:ASP:CA	1:A:174:ASP:C	1:A:175:THR:N	2	22.6
(1,298)	1:A:174:ASP:N	1:A:174:ASP:CA	1:A:174:ASP:C	1:A:175:THR:N	4	22.6
(1,435)	1:B:37:PHE:C	1:B:38:GLU:N	1:B:38:GLU:CA	1:B:38:GLU:C	6	22.5
(1,298)	1:A:174:ASP:N	1:A:174:ASP:CA	1:A:174:ASP:C	1:A:175:THR:N	3	22.5
(1,298)	1:A:174:ASP:N	1:A:174:ASP:CA	1:A:174:ASP:C	1:A:175:THR:N	9	22.5
(1,157)	1:A:93:TRP:C	1:A:94:THR:N	1:A:94:THR:CA	1:A:94:THR:C	7	22.5
(1,616)	1:B:142:THR:N	1:B:142:THR:CA	1:B:142:THR:C	1:B:143:LYS:N	14	22.4
(1,59)	1:A:37:PHE:C	1:A:38:GLU:N	1:A:38:GLU:CA	1:A:38:GLU:C	15	22.4
(1,298)	1:A:174:ASP:N	1:A:174:ASP:CA	1:A:174:ASP:C	1:A:175:THR:N	7	22.4
(1,298)	1:A:174:ASP:N	1:A:174:ASP:CA	1:A:174:ASP:C	1:A:175:THR:N	12	22.4
(1,674)	1:B:174:ASP:N	1:B:174:ASP:CA	1:B:174:ASP:C	1:B:175:THR:N	4	22.3
(1,59)	1:A:37:PHE:C	1:A:38:GLU:N	1:A:38:GLU:CA	1:A:38:GLU:C	12	22.3
(1,674)	1:B:174:ASP:N	1:B:174:ASP:CA	1:B:174:ASP:C	1:B:175:THR:N	6	22.2
(1,674)	1:B:174:ASP:N	1:B:174:ASP:CA	1:B:174:ASP:C	1:B:175:THR:N	7	22.2
(1,534)	1:B:94:THR:N	1:B:94:THR:CA	1:B:94:THR:C	1:B:95:ASP:N	9	22.2
(1,674)	1:B:174:ASP:N	1:B:174:ASP:CA	1:B:174:ASP:C	1:B:175:THR:N	12	22.0
(1,435)	1:B:37:PHE:C	1:B:38:GLU:N	1:B:38:GLU:CA	1:B:38:GLU:C	5	22.0
(1,452)	1:B:51:MET:N	1:B:51:MET:CA	1:B:51:MET:C	1:B:52:HIS:N	7	21.9
(1,146)	1:A:88:ILE:N	1:A:88:ILE:CA	1:A:88:ILE:C	1:A:89:PRO:N	12	21.9
(1,371)	1:A:215:VAL:C	1:A:216:LYS:N	1:A:216:LYS:CA	1:A:216:LYS:C	10	21.8
(1,237)	1:A:140:HIS:C	1:A:141:ILE:N	1:A:141:ILE:CA	1:A:141:ILE:C	4	21.8
(1,298)	1:A:174:ASP:N	1:A:174:ASP:CA	1:A:174:ASP:C	1:A:175:THR:N	14	21.7
(1,669)	1:B:171:GLY:C	1:B:172:LYS:N	1:B:172:LYS:CA	1:B:172:LYS:C	13	21.4
(1,235)	1:A:139:ASN:C	1:A:140:HIS:N	1:A:140:HIS:CA	1:A:140:HIS:C	2	21.3
(1,374)	1:A:217:LYS:N	1:A:217:LYS:CA	1:A:217:LYS:C	1:A:218:ARG:N	11	21.2
(1,152)	1:A:91:ARG:N	1:A:91:ARG:CA	1:A:91:ARG:C	1:A:92:GLY:N	12	21.1
(1,59)	1:A:37:PHE:C	1:A:38:GLU:N	1:A:38:GLU:CA	1:A:38:GLU:C	8	21.0

Continued on next page...

Continued from previous page...

Key	Atom-1	Atom-2	Atom-3	Atom-4	Model ID	Violation (°)
(1,702)	1:B:192:SER:N	1:B:192:SER:CA	1:B:192:SER:C	1:B:193:LYS:N	1	20.7
(1,219)	1:A:130:GLY:C	1:A:131:LYS:N	1:A:131:LYS:CA	1:A:131:LYS:C	8	20.7
(1,239)	1:A:141:ILE:C	1:A:142:THR:N	1:A:142:THR:CA	1:A:142:THR:C	2	20.6
(1,59)	1:A:37:PHE:C	1:A:38:GLU:N	1:A:38:GLU:CA	1:A:38:GLU:C	3	20.4
(1,374)	1:A:217:LYS:N	1:A:217:LYS:CA	1:A:217:LYS:C	1:A:218:ARG:N	7	20.4
(1,435)	1:B:37:PHE:C	1:B:38:GLU:N	1:B:38:GLU:CA	1:B:38:GLU:C	15	20.2
(1,299)	1:A:175:THR:C	1:A:176:ALA:N	1:A:176:ALA:CA	1:A:176:ALA:C	14	20.2
(1,166)	1:A:98:CYS:N	1:A:98:CYS:CA	1:A:98:CYS:C	1:A:99:TYR:N	12	20.2
(1,533)	1:B:93:TRP:C	1:B:94:THR:N	1:B:94:THR:CA	1:B:94:THR:C	4	20.1
(1,595)	1:B:130:GLY:C	1:B:131:LYS:N	1:B:131:LYS:CA	1:B:131:LYS:C	8	19.8
(1,410)	1:B:24:THR:N	1:B:24:THR:CA	1:B:24:THR:C	1:B:25:LYS:N	3	19.3
(1,34)	1:A:24:THR:N	1:A:24:THR:CA	1:A:24:THR:C	1:A:25:LYS:N	5	19.3
(1,72)	1:A:46:SER:N	1:A:46:SER:CA	1:A:46:SER:C	1:A:47:GLY:N	10	19.1
(1,58)	1:A:37:PHE:N	1:A:37:PHE:CA	1:A:37:PHE:C	1:A:38:GLU:N	9	19.1
(1,146)	1:A:88:ILE:N	1:A:88:ILE:CA	1:A:88:ILE:C	1:A:89:PRO:N	5	19.0
(1,518)	1:B:86:GLY:N	1:B:86:GLY:CA	1:B:86:GLY:C	1:B:87:LEU:N	4	18.9
(1,166)	1:A:98:CYS:N	1:A:98:CYS:CA	1:A:98:CYS:C	1:A:99:TYR:N	2	18.9
(1,152)	1:A:91:ARG:N	1:A:91:ARG:CA	1:A:91:ARG:C	1:A:92:GLY:N	9	18.9
(1,90)	1:A:58:LEU:N	1:A:58:LEU:CA	1:A:58:LEU:C	1:A:59:HIS:N	11	18.8
(1,244)	1:A:145:GLY:N	1:A:145:GLY:CA	1:A:145:GLY:C	1:A:146:PRO:N	11	18.8
(1,293)	1:A:171:GLY:C	1:A:172:LYS:N	1:A:172:LYS:CA	1:A:172:LYS:C	13	18.7
(1,60)	1:A:38:GLU:N	1:A:38:GLU:CA	1:A:38:GLU:C	1:A:39:PRO:N	14	18.6
(1,455)	1:B:52:HIS:C	1:B:53:VAL:N	1:B:53:VAL:CA	1:B:53:VAL:C	7	18.6
(1,323)	1:A:190:LYS:C	1:A:191:SER:N	1:A:191:SER:CA	1:A:191:SER:C	15	18.5
(1,244)	1:A:145:GLY:N	1:A:145:GLY:CA	1:A:145:GLY:C	1:A:146:PRO:N	1	18.4
(1,466)	1:B:58:LEU:N	1:B:58:LEU:CA	1:B:58:LEU:C	1:B:59:HIS:N	1	18.3
(1,146)	1:A:88:ILE:N	1:A:88:ILE:CA	1:A:88:ILE:C	1:A:89:PRO:N	2	18.3
(1,82)	1:A:54:ASP:N	1:A:54:ASP:CA	1:A:54:ASP:C	1:A:55:THR:N	7	18.2
(1,158)	1:A:94:THR:N	1:A:94:THR:CA	1:A:94:THR:C	1:A:95:ASP:N	9	18.0
(1,371)	1:A:215:VAL:C	1:A:216:LYS:N	1:A:216:LYS:CA	1:A:216:LYS:C	11	17.9
(1,299)	1:A:175:THR:C	1:A:176:ALA:N	1:A:176:ALA:CA	1:A:176:ALA:C	8	17.9
(1,158)	1:A:94:THR:N	1:A:94:THR:CA	1:A:94:THR:C	1:A:95:ASP:N	10	17.9
(1,81)	1:A:53:VAL:C	1:A:54:ASP:N	1:A:54:ASP:CA	1:A:54:ASP:C	9	17.8
(1,293)	1:A:171:GLY:C	1:A:172:LYS:N	1:A:172:LYS:CA	1:A:172:LYS:C	11	17.8
(1,237)	1:A:140:HIS:C	1:A:141:ILE:N	1:A:141:ILE:CA	1:A:141:ILE:C	2	17.8
(1,456)	1:B:53:VAL:N	1:B:53:VAL:CA	1:B:53:VAL:C	1:B:54:ASP:N	5	17.7
(1,455)	1:B:52:HIS:C	1:B:53:VAL:N	1:B:53:VAL:CA	1:B:53:VAL:C	10	17.7
(1,293)	1:A:171:GLY:C	1:A:172:LYS:N	1:A:172:LYS:CA	1:A:172:LYS:C	3	17.7
(1,534)	1:B:94:THR:N	1:B:94:THR:CA	1:B:94:THR:C	1:B:95:ASP:N	12	17.5
(1,701)	1:B:191:SER:C	1:B:192:SER:N	1:B:192:SER:CA	1:B:192:SER:C	15	17.4
(1,534)	1:B:94:THR:N	1:B:94:THR:CA	1:B:94:THR:C	1:B:95:ASP:N	3	17.4
(1,145)	1:A:87:LEU:C	1:A:88:ILE:N	1:A:88:ILE:CA	1:A:88:ILE:C	13	17.3
(1,434)	1:B:37:PHE:N	1:B:37:PHE:CA	1:B:37:PHE:C	1:B:38:GLU:N	1	17.2
(1,595)	1:B:130:GLY:C	1:B:131:LYS:N	1:B:131:LYS:CA	1:B:131:LYS:C	2	17.1
(1,146)	1:A:88:ILE:N	1:A:88:ILE:CA	1:A:88:ILE:C	1:A:89:PRO:N	4	17.0
(1,620)	1:B:145:GLY:N	1:B:145:GLY:CA	1:B:145:GLY:C	1:B:146:PRO:N	13	16.8
(1,410)	1:B:24:THR:N	1:B:24:THR:CA	1:B:24:THR:C	1:B:25:LYS:N	12	16.8
(1,166)	1:A:98:CYS:N	1:A:98:CYS:CA	1:A:98:CYS:C	1:A:99:TYR:N	15	16.8
(1,79)	1:A:52:HIS:C	1:A:53:VAL:N	1:A:53:VAL:CA	1:A:53:VAL:C	3	16.7
(1,434)	1:B:37:PHE:N	1:B:37:PHE:CA	1:B:37:PHE:C	1:B:38:GLU:N	13	16.4
(1,142)	1:A:86:GLY:N	1:A:86:GLY:CA	1:A:86:GLY:C	1:A:87:LEU:N	15	16.3

Continued on next page...

Continued from previous page...

Key	Atom-1	Atom-2	Atom-3	Atom-4	Model ID	Violation (°)
(1,544)	1:B:101:THR:N	1:B:101:THR:CA	1:B:101:THR:C	1:B:102:GLY:N	15	16.0
(1,152)	1:A:91:ARG:N	1:A:91:ARG:CA	1:A:91:ARG:C	1:A:92:GLY:N	10	15.9
(1,145)	1:A:87:LEU:C	1:A:88:ILE:N	1:A:88:ILE:CA	1:A:88:ILE:C	5	15.9
(1,410)	1:B:24:THR:N	1:B:24:THR:CA	1:B:24:THR:C	1:B:25:LYS:N	7	15.6
(1,323)	1:A:190:LYS:C	1:A:191:SER:N	1:A:191:SER:CA	1:A:191:SER:C	6	15.4
(1,617)	1:B:142:THR:C	1:B:143:LYS:N	1:B:143:LYS:CA	1:B:143:LYS:C	7	15.2
(1,58)	1:A:37:PHE:N	1:A:37:PHE:CA	1:A:37:PHE:C	1:A:38:GLU:N	5	15.2
(1,167)	1:A:100:GLY:C	1:A:101:THR:N	1:A:101:THR:CA	1:A:101:THR:C	5	15.2
(1,595)	1:B:130:GLY:C	1:B:131:LYS:N	1:B:131:LYS:CA	1:B:131:LYS:C	5	15.0
(1,522)	1:B:88:ILE:N	1:B:88:ILE:CA	1:B:88:ILE:C	1:B:89:PRO:N	13	14.9
(1,156)	1:A:93:TRP:N	1:A:93:TRP:CA	1:A:93:TRP:C	1:A:94:THR:N	12	14.8
(1,95)	1:A:60:PRO:C	1:A:61:LEU:N	1:A:61:LEU:CA	1:A:61:LEU:C	11	14.6
(1,543)	1:B:100:GLY:C	1:B:101:THR:N	1:B:101:THR:CA	1:B:101:THR:C	2	14.6
(1,534)	1:B:94:THR:N	1:B:94:THR:CA	1:B:94:THR:C	1:B:95:ASP:N	8	14.6
(1,239)	1:A:141:ILE:C	1:A:142:THR:N	1:A:142:THR:CA	1:A:142:THR:C	8	14.6
(1,434)	1:B:37:PHE:N	1:B:37:PHE:CA	1:B:37:PHE:C	1:B:38:GLU:N	3	14.4
(1,620)	1:B:145:GLY:N	1:B:145:GLY:CA	1:B:145:GLY:C	1:B:146:PRO:N	8	14.3
(1,59)	1:A:37:PHE:C	1:A:38:GLU:N	1:A:38:GLU:CA	1:A:38:GLU:C	6	14.3
(1,466)	1:B:58:LEU:N	1:B:58:LEU:CA	1:B:58:LEU:C	1:B:59:HIS:N	10	14.1
(1,611)	1:B:139:ASN:C	1:B:140:HIS:N	1:B:140:HIS:CA	1:B:140:HIS:C	8	13.9
(1,436)	1:B:38:GLU:N	1:B:38:GLU:CA	1:B:38:GLU:C	1:B:39:PRO:N	8	13.8
(1,466)	1:B:58:LEU:N	1:B:58:LEU:CA	1:B:58:LEU:C	1:B:59:HIS:N	8	13.6
(1,615)	1:B:141:ILE:C	1:B:142:THR:N	1:B:142:THR:CA	1:B:142:THR:C	14	13.5
(1,533)	1:B:93:TRP:C	1:B:94:THR:N	1:B:94:THR:CA	1:B:94:THR:C	9	13.5
(1,518)	1:B:86:GLY:N	1:B:86:GLY:CA	1:B:86:GLY:C	1:B:87:LEU:N	6	13.5
(1,124)	1:A:76:GLU:N	1:A:76:GLU:CA	1:A:76:GLU:C	1:A:77:GLN:N	4	13.5
(1,749)	1:B:216:LYS:C	1:B:217:LYS:N	1:B:217:LYS:CA	1:B:217:LYS:C	5	13.4
(1,543)	1:B:100:GLY:C	1:B:101:THR:N	1:B:101:THR:CA	1:B:101:THR:C	15	13.4
(1,500)	1:B:76:GLU:N	1:B:76:GLU:CA	1:B:76:GLU:C	1:B:77:GLN:N	4	13.3
(1,124)	1:A:76:GLU:N	1:A:76:GLU:CA	1:A:76:GLU:C	1:A:77:GLN:N	2	13.3
(1,124)	1:A:76:GLU:N	1:A:76:GLU:CA	1:A:76:GLU:C	1:A:77:GLN:N	5	13.3
(1,76)	1:A:51:MET:N	1:A:51:MET:CA	1:A:51:MET:C	1:A:52:HIS:N	3	13.1
(1,145)	1:A:87:LEU:C	1:A:88:ILE:N	1:A:88:ILE:CA	1:A:88:ILE:C	11	13.1
(1,616)	1:B:142:THR:N	1:B:142:THR:CA	1:B:142:THR:C	1:B:143:LYS:N	2	13.0
(1,247)	1:A:146:PRO:C	1:A:147:PHE:N	1:A:147:PHE:CA	1:A:147:PHE:C	2	12.9
(1,240)	1:A:142:THR:N	1:A:142:THR:CA	1:A:142:THR:C	1:A:143:LYS:N	7	12.9
(1,492)	1:B:72:ASP:N	1:B:72:ASP:CA	1:B:72:ASP:C	1:B:73:LEU:N	7	12.8
(1,457)	1:B:53:VAL:C	1:B:54:ASP:N	1:B:54:ASP:CA	1:B:54:ASP:C	1	12.8
(1,158)	1:A:94:THR:N	1:A:94:THR:CA	1:A:94:THR:C	1:A:95:ASP:N	15	12.8
(1,458)	1:B:54:ASP:N	1:B:54:ASP:CA	1:B:54:ASP:C	1:B:55:THR:N	3	12.7
(1,124)	1:A:76:GLU:N	1:A:76:GLU:CA	1:A:76:GLU:C	1:A:77:GLN:N	9	12.6
(1,669)	1:B:171:GLY:C	1:B:172:LYS:N	1:B:172:LYS:CA	1:B:172:LYS:C	5	12.5
(1,492)	1:B:72:ASP:N	1:B:72:ASP:CA	1:B:72:ASP:C	1:B:73:LEU:N	9	12.4
(1,434)	1:B:37:PHE:N	1:B:37:PHE:CA	1:B:37:PHE:C	1:B:38:GLU:N	12	12.4
(1,124)	1:A:76:GLU:N	1:A:76:GLU:CA	1:A:76:GLU:C	1:A:77:GLN:N	7	12.4
(1,533)	1:B:93:TRP:C	1:B:94:THR:N	1:B:94:THR:CA	1:B:94:THR:C	13	12.3
(1,244)	1:A:145:GLY:N	1:A:145:GLY:CA	1:A:145:GLY:C	1:A:146:PRO:N	10	12.2
(1,320)	1:A:188:LEU:N	1:A:188:LEU:CA	1:A:188:LEU:C	1:A:189:PHE:N	13	12.1
(1,293)	1:A:171:GLY:C	1:A:172:LYS:N	1:A:172:LYS:CA	1:A:172:LYS:C	9	12.1
(1,472)	1:B:61:LEU:N	1:B:61:LEU:CA	1:B:61:LEU:C	1:B:62:ALA:N	15	12.0
(1,167)	1:A:100:GLY:C	1:A:101:THR:N	1:A:101:THR:CA	1:A:101:THR:C	2	11.9

Continued on next page...



Continued from previous page...

Key	Atom-1	Atom-2	Atom-3	Atom-4	Model ID	Violation (°)
(1,542)	1:B:98:CYS:N	1:B:98:CYS:CA	1:B:98:CYS:C	1:B:99:TYR:N	6	11.8
(1,613)	1:B:140:HIS:C	1:B:141:ILE:N	1:B:141:ILE:CA	1:B:141:ILE:C	14	11.7
(1,124)	1:A:76:GLU:N	1:A:76:GLU:CA	1:A:76:GLU:C	1:A:77:GLN:N	15	11.7
(1,624)	1:B:147:PHE:N	1:B:147:PHE:CA	1:B:147:PHE:C	1:B:148:LEU:N	11	11.6
(1,434)	1:B:37:PHE:N	1:B:37:PHE:CA	1:B:37:PHE:C	1:B:38:GLU:N	2	11.6
(1,219)	1:A:130:GLY:C	1:A:131:LYS:N	1:A:131:LYS:CA	1:A:131:LYS:C	6	11.6
(1,158)	1:A:94:THR:N	1:A:94:THR:CA	1:A:94:THR:C	1:A:95:ASP:N	13	11.6
(1,116)	1:A:72:ASP:N	1:A:72:ASP:CA	1:A:72:ASP:C	1:A:73:LEU:N	2	11.6
(1,615)	1:B:141:ILE:C	1:B:142:THR:N	1:B:142:THR:CA	1:B:142:THR:C	4	11.5
(1,595)	1:B:130:GLY:C	1:B:131:LYS:N	1:B:131:LYS:CA	1:B:131:LYS:C	14	11.5
(1,72)	1:A:46:SER:N	1:A:46:SER:CA	1:A:46:SER:C	1:A:47:GLY:N	3	11.2
(1,613)	1:B:140:HIS:C	1:B:141:ILE:N	1:B:141:ILE:CA	1:B:141:ILE:C	2	11.2
(1,519)	1:B:86:GLY:C	1:B:87:LEU:N	1:B:87:LEU:CA	1:B:87:LEU:C	6	11.2
(1,466)	1:B:58:LEU:N	1:B:58:LEU:CA	1:B:58:LEU:C	1:B:59:HIS:N	15	10.9
(1,669)	1:B:171:GLY:C	1:B:172:LYS:N	1:B:172:LYS:CA	1:B:172:LYS:C	3	10.8
(1,615)	1:B:141:ILE:C	1:B:142:THR:N	1:B:142:THR:CA	1:B:142:THR:C	3	10.8
(1,154)	1:A:92:GLY:N	1:A:92:GLY:CA	1:A:92:GLY:C	1:A:93:TRP:N	12	10.8
(1,143)	1:A:86:GLY:C	1:A:87:LEU:N	1:A:87:LEU:CA	1:A:87:LEU:C	15	10.8
(1,143)	1:A:86:GLY:C	1:A:87:LEU:N	1:A:87:LEU:CA	1:A:87:LEU:C	12	10.7
(1,124)	1:A:76:GLU:N	1:A:76:GLU:CA	1:A:76:GLU:C	1:A:77:GLN:N	12	10.7
(1,167)	1:A:100:GLY:C	1:A:101:THR:N	1:A:101:THR:CA	1:A:101:THR:C	4	10.6
(1,749)	1:B:216:LYS:C	1:B:217:LYS:N	1:B:217:LYS:CA	1:B:217:LYS:C	7	10.5
(1,457)	1:B:53:VAL:C	1:B:54:ASP:N	1:B:54:ASP:CA	1:B:54:ASP:C	15	10.5
(1,435)	1:B:37:PHE:C	1:B:38:GLU:N	1:B:38:GLU:CA	1:B:38:GLU:C	1	10.5
(1,219)	1:A:130:GLY:C	1:A:131:LYS:N	1:A:131:LYS:CA	1:A:131:LYS:C	7	10.5
(1,154)	1:A:92:GLY:N	1:A:92:GLY:CA	1:A:92:GLY:C	1:A:93:TRP:N	14	10.5
(1,701)	1:B:191:SER:C	1:B:192:SER:N	1:B:192:SER:CA	1:B:192:SER:C	1	10.4
(1,530)	1:B:92:GLY:N	1:B:92:GLY:CA	1:B:92:GLY:C	1:B:93:TRP:N	10	10.4
(1,448)	1:B:46:SER:N	1:B:46:SER:CA	1:B:46:SER:C	1:B:47:GLY:N	3	10.4
(1,34)	1:A:24:THR:N	1:A:24:THR:CA	1:A:24:THR:C	1:A:25:LYS:N	13	10.4
(1,158)	1:A:94:THR:N	1:A:94:THR:CA	1:A:94:THR:C	1:A:95:ASP:N	4	10.4
(1,749)	1:B:216:LYS:C	1:B:217:LYS:N	1:B:217:LYS:CA	1:B:217:LYS:C	11	10.3
(1,436)	1:B:38:GLU:N	1:B:38:GLU:CA	1:B:38:GLU:C	1:B:39:PRO:N	2	10.3
(1,371)	1:A:215:VAL:C	1:A:216:LYS:N	1:A:216:LYS:CA	1:A:216:LYS:C	15	10.3
(1,154)	1:A:92:GLY:N	1:A:92:GLY:CA	1:A:92:GLY:C	1:A:93:TRP:N	1	10.3
(1,699)	1:B:190:LYS:C	1:B:191:SER:N	1:B:191:SER:CA	1:B:191:SER:C	10	10.2
(1,530)	1:B:92:GLY:N	1:B:92:GLY:CA	1:B:92:GLY:C	1:B:93:TRP:N	3	10.2
(1,530)	1:B:92:GLY:N	1:B:92:GLY:CA	1:B:92:GLY:C	1:B:93:TRP:N	4	10.2
(1,411)	1:B:24:THR:C	1:B:25:LYS:N	1:B:25:LYS:CA	1:B:25:LYS:C	2	10.2
(1,243)	1:A:144:ARG:C	1:A:145:GLY:N	1:A:145:GLY:CA	1:A:145:GLY:C	6	10.2
(1,243)	1:A:144:ARG:C	1:A:145:GLY:N	1:A:145:GLY:CA	1:A:145:GLY:C	11	10.2
(1,209)	1:A:123:ASN:C	1:A:124:ILE:N	1:A:124:ILE:CA	1:A:124:ILE:C	12	10.2
(1,154)	1:A:92:GLY:N	1:A:92:GLY:CA	1:A:92:GLY:C	1:A:93:TRP:N	6	10.2
(1,154)	1:A:92:GLY:N	1:A:92:GLY:CA	1:A:92:GLY:C	1:A:93:TRP:N	13	10.2
(1,96)	1:A:61:LEU:N	1:A:61:LEU:CA	1:A:61:LEU:C	1:A:62:ALA:N	1	10.1
(1,59)	1:A:37:PHE:C	1:A:38:GLU:N	1:A:38:GLU:CA	1:A:38:GLU:C	5	10.1
(1,58)	1:A:37:PHE:N	1:A:37:PHE:CA	1:A:37:PHE:C	1:A:38:GLU:N	6	10.1
(1,530)	1:B:92:GLY:N	1:B:92:GLY:CA	1:B:92:GLY:C	1:B:93:TRP:N	5	10.1
(1,530)	1:B:92:GLY:N	1:B:92:GLY:CA	1:B:92:GLY:C	1:B:93:TRP:N	7	10.1
(1,412)	1:B:25:LYS:N	1:B:25:LYS:CA	1:B:25:LYS:C	1:B:26:PRO:N	13	10.1
(1,411)	1:B:24:THR:C	1:B:25:LYS:N	1:B:25:LYS:CA	1:B:25:LYS:C	4	10.1

Continued on next page...



Continued from previous page...

Key	Atom-1	Atom-2	Atom-3	Atom-4	Model ID	Violation (°)
(1,332)	1:A:196:LYS:N	1:A:196:LYS:CA	1:A:196:LYS:C	1:A:197:PRO:N	6	10.1
(1,154)	1:A:92:GLY:N	1:A:92:GLY:CA	1:A:92:GLY:C	1:A:93:TRP:N	3	10.1
(1,136)	1:A:82:GLU:N	1:A:82:GLU:CA	1:A:82:GLU:C	1:A:83:GLY:N	15	10.1
(1,98)	1:A:62:ALA:N	1:A:62:ALA:CA	1:A:62:ALA:C	1:A:63:GLY:N	11	10.0
(1,619)	1:B:144:ARG:C	1:B:145:GLY:N	1:B:145:GLY:CA	1:B:145:GLY:C	4	10.0
(1,543)	1:B:100:GLY:C	1:B:101:THR:N	1:B:101:THR:CA	1:B:101:THR:C	13	10.0
(1,530)	1:B:92:GLY:N	1:B:92:GLY:CA	1:B:92:GLY:C	1:B:93:TRP:N	12	10.0
(1,35)	1:A:24:THR:C	1:A:25:LYS:N	1:A:25:LYS:CA	1:A:25:LYS:C	12	10.0
(1,219)	1:A:130:GLY:C	1:A:131:LYS:N	1:A:131:LYS:CA	1:A:131:LYS:C	3	10.0
(1,154)	1:A:92:GLY:N	1:A:92:GLY:CA	1:A:92:GLY:C	1:A:93:TRP:N	9	10.0
(1,90)	1:A:58:LEU:N	1:A:58:LEU:CA	1:A:58:LEU:C	1:A:59:HIS:N	10	9.9
(1,72)	1:A:46:SER:N	1:A:46:SER:CA	1:A:46:SER:C	1:A:47:GLY:N	2	9.9
(1,615)	1:B:141:ILE:C	1:B:142:THR:N	1:B:142:THR:CA	1:B:142:THR:C	10	9.9
(1,412)	1:B:25:LYS:N	1:B:25:LYS:CA	1:B:25:LYS:C	1:B:26:PRO:N	11	9.9
(1,240)	1:A:142:THR:N	1:A:142:THR:CA	1:A:142:THR:C	1:A:143:LYS:N	14	9.9
(1,80)	1:A:53:VAL:N	1:A:53:VAL:CA	1:A:53:VAL:C	1:A:54:ASP:N	13	9.8
(1,623)	1:B:146:PRO:C	1:B:147:PHE:N	1:B:147:PHE:CA	1:B:147:PHE:C	3	9.8
(1,433)	1:B:36:GLY:C	1:B:37:PHE:N	1:B:37:PHE:CA	1:B:37:PHE:C	3	9.8
(1,332)	1:A:196:LYS:N	1:A:196:LYS:CA	1:A:196:LYS:C	1:A:197:PRO:N	9	9.8
(1,243)	1:A:144:ARG:C	1:A:145:GLY:N	1:A:145:GLY:CA	1:A:145:GLY:C	3	9.8
(1,149)	1:A:89:PRO:C	1:A:90:SER:N	1:A:90:SER:CA	1:A:90:SER:C	1	9.8
(1,708)	1:B:196:LYS:N	1:B:196:LYS:CA	1:B:196:LYS:C	1:B:197:PRO:N	3	9.7
(1,332)	1:A:196:LYS:N	1:A:196:LYS:CA	1:A:196:LYS:C	1:A:197:PRO:N	11	9.7
(1,136)	1:A:82:GLU:N	1:A:82:GLU:CA	1:A:82:GLU:C	1:A:83:GLY:N	14	9.7
(1,617)	1:B:142:THR:C	1:B:143:LYS:N	1:B:143:LYS:CA	1:B:143:LYS:C	3	9.6
(1,546)	1:B:102:GLY:N	1:B:102:GLY:CA	1:B:102:GLY:C	1:B:103:ALA:N	15	9.6
(1,436)	1:B:38:GLU:N	1:B:38:GLU:CA	1:B:38:GLU:C	1:B:39:PRO:N	3	9.6
(1,154)	1:A:92:GLY:N	1:A:92:GLY:CA	1:A:92:GLY:C	1:A:93:TRP:N	8	9.5
(1,696)	1:B:188:LEU:N	1:B:188:LEU:CA	1:B:188:LEU:C	1:B:189:PHE:N	14	9.4
(1,57)	1:A:36:GLY:C	1:A:37:PHE:N	1:A:37:PHE:CA	1:A:37:PHE:C	7	9.4
(1,543)	1:B:100:GLY:C	1:B:101:THR:N	1:B:101:THR:CA	1:B:101:THR:C	11	9.3
(1,320)	1:A:188:LEU:N	1:A:188:LEU:CA	1:A:188:LEU:C	1:A:189:PHE:N	9	9.3
(1,466)	1:B:58:LEU:N	1:B:58:LEU:CA	1:B:58:LEU:C	1:B:59:HIS:N	3	9.2
(1,456)	1:B:53:VAL:N	1:B:53:VAL:CA	1:B:53:VAL:C	1:B:54:ASP:N	4	9.1
(1,708)	1:B:196:LYS:N	1:B:196:LYS:CA	1:B:196:LYS:C	1:B:197:PRO:N	12	9.0
(1,410)	1:B:24:THR:N	1:B:24:THR:CA	1:B:24:THR:C	1:B:25:LYS:N	8	9.0
(1,154)	1:A:92:GLY:N	1:A:92:GLY:CA	1:A:92:GLY:C	1:A:93:TRP:N	2	9.0
(1,290)	1:A:169:LEU:N	1:A:169:LEU:CA	1:A:169:LEU:C	1:A:170:ARG:N	4	8.9
(1,124)	1:A:76:GLU:N	1:A:76:GLU:CA	1:A:76:GLU:C	1:A:77:GLN:N	13	8.9
(1,124)	1:A:76:GLU:N	1:A:76:GLU:CA	1:A:76:GLU:C	1:A:77:GLN:N	14	8.9
(1,77)	1:A:51:MET:C	1:A:52:HIS:N	1:A:52:HIS:CA	1:A:52:HIS:C	4	8.8
(1,666)	1:B:169:LEU:N	1:B:169:LEU:CA	1:B:169:LEU:C	1:B:170:ARG:N	12	8.8
(1,530)	1:B:92:GLY:N	1:B:92:GLY:CA	1:B:92:GLY:C	1:B:93:TRP:N	13	8.8
(1,522)	1:B:88:ILE:N	1:B:88:ILE:CA	1:B:88:ILE:C	1:B:89:PRO:N	10	8.8
(1,448)	1:B:46:SER:N	1:B:46:SER:CA	1:B:46:SER:C	1:B:47:GLY:N	9	8.8
(1,434)	1:B:37:PHE:N	1:B:37:PHE:CA	1:B:37:PHE:C	1:B:38:GLU:N	8	8.8
(1,410)	1:B:24:THR:N	1:B:24:THR:CA	1:B:24:THR:C	1:B:25:LYS:N	1	8.8
(1,320)	1:A:188:LEU:N	1:A:188:LEU:CA	1:A:188:LEU:C	1:A:189:PHE:N	11	8.8
(1,474)	1:B:62:ALA:N	1:B:62:ALA:CA	1:B:62:ALA:C	1:B:63:GLY:N	5	8.7
(1,158)	1:A:94:THR:N	1:A:94:THR:CA	1:A:94:THR:C	1:A:95:ASP:N	8	8.7
(1,666)	1:B:169:LEU:N	1:B:169:LEU:CA	1:B:169:LEU:C	1:B:170:ARG:N	6	8.6

Continued on next page...

Continued from previous page...

Key	Atom-1	Atom-2	Atom-3	Atom-4	Model ID	Violation (°)
(1,521)	1:B:87:LEU:C	1:B:88:ILE:N	1:B:88:ILE:CA	1:B:88:ILE:C	6	8.6
(1,320)	1:A:188:LEU:N	1:A:188:LEU:CA	1:A:188:LEU:C	1:A:189:PHE:N	2	8.6
(1,290)	1:A:169:LEU:N	1:A:169:LEU:CA	1:A:169:LEU:C	1:A:170:ARG:N	6	8.6
(1,290)	1:A:169:LEU:N	1:A:169:LEU:CA	1:A:169:LEU:C	1:A:170:ARG:N	7	8.6
(1,90)	1:A:58:LEU:N	1:A:58:LEU:CA	1:A:58:LEU:C	1:A:59:HIS:N	13	8.5
(1,666)	1:B:169:LEU:N	1:B:169:LEU:CA	1:B:169:LEU:C	1:B:170:ARG:N	4	8.5
(1,666)	1:B:169:LEU:N	1:B:169:LEU:CA	1:B:169:LEU:C	1:B:170:ARG:N	7	8.5
(1,666)	1:B:169:LEU:N	1:B:169:LEU:CA	1:B:169:LEU:C	1:B:170:ARG:N	1	8.4
(1,615)	1:B:141:ILE:C	1:B:142:THR:N	1:B:142:THR:CA	1:B:142:THR:C	9	8.4
(1,611)	1:B:139:ASN:C	1:B:140:HIS:N	1:B:140:HIS:CA	1:B:140:HIS:C	9	8.4
(1,514)	1:B:84:SER:N	1:B:84:SER:CA	1:B:84:SER:C	1:B:85:GLN:N	4	8.4
(1,453)	1:B:51:MET:C	1:B:52:HIS:N	1:B:52:HIS:CA	1:B:52:HIS:C	4	8.4
(1,332)	1:A:196:LYS:N	1:A:196:LYS:CA	1:A:196:LYS:C	1:A:197:PRO:N	12	8.4
(1,290)	1:A:169:LEU:N	1:A:169:LEU:CA	1:A:169:LEU:C	1:A:170:ARG:N	3	8.4
(1,666)	1:B:169:LEU:N	1:B:169:LEU:CA	1:B:169:LEU:C	1:B:170:ARG:N	9	8.3
(1,457)	1:B:53:VAL:C	1:B:54:ASP:N	1:B:54:ASP:CA	1:B:54:ASP:C	14	8.3
(1,436)	1:B:38:GLU:N	1:B:38:GLU:CA	1:B:38:GLU:C	1:B:39:PRO:N	15	8.3
(1,290)	1:A:169:LEU:N	1:A:169:LEU:CA	1:A:169:LEU:C	1:A:170:ARG:N	5	8.3
(1,290)	1:A:169:LEU:N	1:A:169:LEU:CA	1:A:169:LEU:C	1:A:170:ARG:N	9	8.3
(1,290)	1:A:169:LEU:N	1:A:169:LEU:CA	1:A:169:LEU:C	1:A:170:ARG:N	13	8.3
(1,290)	1:A:169:LEU:N	1:A:169:LEU:CA	1:A:169:LEU:C	1:A:170:ARG:N	14	8.3
(1,290)	1:A:169:LEU:N	1:A:169:LEU:CA	1:A:169:LEU:C	1:A:170:ARG:N	15	8.3
(1,184)	1:A:109:LEU:N	1:A:109:LEU:CA	1:A:109:LEU:C	1:A:110:GLY:N	10	8.3
(1,666)	1:B:169:LEU:N	1:B:169:LEU:CA	1:B:169:LEU:C	1:B:170:ARG:N	2	8.2
(1,666)	1:B:169:LEU:N	1:B:169:LEU:CA	1:B:169:LEU:C	1:B:170:ARG:N	5	8.2
(1,666)	1:B:169:LEU:N	1:B:169:LEU:CA	1:B:169:LEU:C	1:B:170:ARG:N	8	8.2
(1,666)	1:B:169:LEU:N	1:B:169:LEU:CA	1:B:169:LEU:C	1:B:170:ARG:N	13	8.2
(1,290)	1:A:169:LEU:N	1:A:169:LEU:CA	1:A:169:LEU:C	1:A:170:ARG:N	2	8.2
(1,290)	1:A:169:LEU:N	1:A:169:LEU:CA	1:A:169:LEU:C	1:A:170:ARG:N	12	8.2
(1,171)	1:A:102:GLY:C	1:A:103:ALA:N	1:A:103:ALA:CA	1:A:103:ALA:C	5	8.2
(1,95)	1:A:60:PRO:C	1:A:61:LEU:N	1:A:61:LEU:CA	1:A:61:LEU:C	1	8.1
(1,666)	1:B:169:LEU:N	1:B:169:LEU:CA	1:B:169:LEU:C	1:B:170:ARG:N	15	8.1
(1,492)	1:B:72:ASP:N	1:B:72:ASP:CA	1:B:72:ASP:C	1:B:73:LEU:N	14	8.1
(1,290)	1:A:169:LEU:N	1:A:169:LEU:CA	1:A:169:LEU:C	1:A:170:ARG:N	8	8.1
(1,290)	1:A:169:LEU:N	1:A:169:LEU:CA	1:A:169:LEU:C	1:A:170:ARG:N	10	8.1
(1,666)	1:B:169:LEU:N	1:B:169:LEU:CA	1:B:169:LEU:C	1:B:170:ARG:N	3	7.9
(1,534)	1:B:94:THR:N	1:B:94:THR:CA	1:B:94:THR:C	1:B:95:ASP:N	5	7.9
(1,290)	1:A:169:LEU:N	1:A:169:LEU:CA	1:A:169:LEU:C	1:A:170:ARG:N	11	7.9
(1,412)	1:B:25:LYS:N	1:B:25:LYS:CA	1:B:25:LYS:C	1:B:26:PRO:N	9	7.8
(1,595)	1:B:130:GLY:C	1:B:131:LYS:N	1:B:131:LYS:CA	1:B:131:LYS:C	1	7.7
(1,500)	1:B:76:GLU:N	1:B:76:GLU:CA	1:B:76:GLU:C	1:B:77:GLN:N	3	7.7
(1,332)	1:A:196:LYS:N	1:A:196:LYS:CA	1:A:196:LYS:C	1:A:197:PRO:N	5	7.7
(1,320)	1:A:188:LEU:N	1:A:188:LEU:CA	1:A:188:LEU:C	1:A:189:PHE:N	6	7.7
(1,156)	1:A:93:TRP:N	1:A:93:TRP:CA	1:A:93:TRP:C	1:A:94:THR:N	3	7.7
(1,124)	1:A:76:GLU:N	1:A:76:GLU:CA	1:A:76:GLU:C	1:A:77:GLN:N	10	7.7
(1,77)	1:A:51:MET:C	1:A:52:HIS:N	1:A:52:HIS:CA	1:A:52:HIS:C	5	7.6
(1,543)	1:B:100:GLY:C	1:B:101:THR:N	1:B:101:THR:CA	1:B:101:THR:C	7	7.6
(1,533)	1:B:93:TRP:C	1:B:94:THR:N	1:B:94:THR:CA	1:B:94:THR:C	12	7.6
(1,412)	1:B:25:LYS:N	1:B:25:LYS:CA	1:B:25:LYS:C	1:B:26:PRO:N	14	7.6
(1,154)	1:A:92:GLY:N	1:A:92:GLY:CA	1:A:92:GLY:C	1:A:93:TRP:N	11	7.6
(1,457)	1:B:53:VAL:C	1:B:54:ASP:N	1:B:54:ASP:CA	1:B:54:ASP:C	9	7.5

Continued on next page...

Continued from previous page...

Key	Atom-1	Atom-2	Atom-3	Atom-4	Model ID	Violation (°)
(1,323)	1:A:190:LYS:C	1:A:191:SER:N	1:A:191:SER:CA	1:A:191:SER:C	13	7.5
(1,434)	1:B:37:PHE:N	1:B:37:PHE:CA	1:B:37:PHE:C	1:B:38:GLU:N	6	7.4
(1,293)	1:A:171:GLY:C	1:A:172:LYS:N	1:A:172:LYS:CA	1:A:172:LYS:C	8	7.4
(1,243)	1:A:144:ARG:C	1:A:145:GLY:N	1:A:145:GLY:CA	1:A:145:GLY:C	14	7.4
(1,116)	1:A:72:ASP:N	1:A:72:ASP:CA	1:A:72:ASP:C	1:A:73:LEU:N	13	7.4
(1,749)	1:B:216:LYS:C	1:B:217:LYS:N	1:B:217:LYS:CA	1:B:217:LYS:C	4	7.3
(1,708)	1:B:196:LYS:N	1:B:196:LYS:CA	1:B:196:LYS:C	1:B:197:PRO:N	9	7.3
(1,669)	1:B:171:GLY:C	1:B:172:LYS:N	1:B:172:LYS:CA	1:B:172:LYS:C	2	7.3
(1,371)	1:A:215:VAL:C	1:A:216:LYS:N	1:A:216:LYS:CA	1:A:216:LYS:C	4	7.3
(1,209)	1:A:123:ASN:C	1:A:124:ILE:N	1:A:124:ILE:CA	1:A:124:ILE:C	1	7.3
(1,543)	1:B:100:GLY:C	1:B:101:THR:N	1:B:101:THR:CA	1:B:101:THR:C	4	7.2
(1,471)	1:B:60:PRO:C	1:B:61:LEU:N	1:B:61:LEU:CA	1:B:61:LEU:C	8	7.2
(1,59)	1:A:37:PHE:C	1:A:38:GLU:N	1:A:38:GLU:CA	1:A:38:GLU:C	1	7.1
(1,293)	1:A:171:GLY:C	1:A:172:LYS:N	1:A:172:LYS:CA	1:A:172:LYS:C	7	7.1
(1,241)	1:A:142:THR:C	1:A:143:LYS:N	1:A:143:LYS:CA	1:A:143:LYS:C	4	7.1
(1,171)	1:A:102:GLY:C	1:A:103:ALA:N	1:A:103:ALA:CA	1:A:103:ALA:C	12	7.1
(1,433)	1:B:36:GLY:C	1:B:37:PHE:N	1:B:37:PHE:CA	1:B:37:PHE:C	8	6.9
(1,72)	1:A:46:SER:N	1:A:46:SER:CA	1:A:46:SER:C	1:A:47:GLY:N	11	6.8
(1,547)	1:B:102:GLY:C	1:B:103:ALA:N	1:B:103:ALA:CA	1:B:103:ALA:C	14	6.8
(1,518)	1:B:86:GLY:N	1:B:86:GLY:CA	1:B:86:GLY:C	1:B:87:LEU:N	1	6.8
(1,36)	1:A:25:LYS:N	1:A:25:LYS:CA	1:A:25:LYS:C	1:A:26:PRO:N	3	6.8
(1,332)	1:A:196:LYS:N	1:A:196:LYS:CA	1:A:196:LYS:C	1:A:197:PRO:N	4	6.7
(1,242)	1:A:143:LYS:N	1:A:143:LYS:CA	1:A:143:LYS:C	1:A:144:ARG:N	15	6.7
(1,239)	1:A:141:ILE:C	1:A:142:THR:N	1:A:142:THR:CA	1:A:142:THR:C	13	6.7
(1,623)	1:B:146:PRO:C	1:B:147:PHE:N	1:B:147:PHE:CA	1:B:147:PHE:C	15	6.6
(1,247)	1:A:146:PRO:C	1:A:147:PHE:N	1:A:147:PHE:CA	1:A:147:PHE:C	5	6.6
(1,617)	1:B:142:THR:C	1:B:143:LYS:N	1:B:143:LYS:CA	1:B:143:LYS:C	13	6.5
(1,57)	1:A:36:GLY:C	1:A:37:PHE:N	1:A:37:PHE:CA	1:A:37:PHE:C	9	6.5
(1,453)	1:B:51:MET:C	1:B:52:HIS:N	1:B:52:HIS:CA	1:B:52:HIS:C	2	6.5
(1,167)	1:A:100:GLY:C	1:A:101:THR:N	1:A:101:THR:CA	1:A:101:THR:C	8	6.5
(1,72)	1:A:46:SER:N	1:A:46:SER:CA	1:A:46:SER:C	1:A:47:GLY:N	1	6.4
(1,542)	1:B:98:CYS:N	1:B:98:CYS:CA	1:B:98:CYS:C	1:B:99:TYR:N	9	6.4
(1,534)	1:B:94:THR:N	1:B:94:THR:CA	1:B:94:THR:C	1:B:95:ASP:N	10	6.4
(1,708)	1:B:196:LYS:N	1:B:196:LYS:CA	1:B:196:LYS:C	1:B:197:PRO:N	10	6.3
(1,605)	1:B:136:THR:C	1:B:137:VAL:N	1:B:137:VAL:CA	1:B:137:VAL:C	7	6.3
(1,528)	1:B:91:ARG:N	1:B:91:ARG:CA	1:B:91:ARG:C	1:B:92:GLY:N	12	6.3
(1,4)	1:A:4:LEU:N	1:A:4:LEU:CA	1:A:4:LEU:C	1:A:5:PHE:N	11	6.3
(1,380)	1:B:4:LEU:N	1:B:4:LEU:CA	1:B:4:LEU:C	1:B:5:PHE:N	3	6.3
(1,380)	1:B:4:LEU:N	1:B:4:LEU:CA	1:B:4:LEU:C	1:B:5:PHE:N	10	6.3
(1,244)	1:A:145:GLY:N	1:A:145:GLY:CA	1:A:145:GLY:C	1:A:146:PRO:N	6	6.3
(1,98)	1:A:62:ALA:N	1:A:62:ALA:CA	1:A:62:ALA:C	1:A:63:GLY:N	4	6.2
(1,675)	1:B:175:THR:C	1:B:176:ALA:N	1:B:176:ALA:CA	1:B:176:ALA:C	14	6.2
(1,492)	1:B:72:ASP:N	1:B:72:ASP:CA	1:B:72:ASP:C	1:B:73:LEU:N	10	6.2
(1,471)	1:B:60:PRO:C	1:B:61:LEU:N	1:B:61:LEU:CA	1:B:61:LEU:C	2	6.2
(1,380)	1:B:4:LEU:N	1:B:4:LEU:CA	1:B:4:LEU:C	1:B:5:PHE:N	15	6.2
(1,237)	1:A:140:HIS:C	1:A:141:ILE:N	1:A:141:ILE:CA	1:A:141:ILE:C	6	6.2
(1,143)	1:A:86:GLY:C	1:A:87:LEU:N	1:A:87:LEU:CA	1:A:87:LEU:C	5	6.2
(1,708)	1:B:196:LYS:N	1:B:196:LYS:CA	1:B:196:LYS:C	1:B:197:PRO:N	1	6.1
(1,676)	1:B:176:ALA:N	1:B:176:ALA:CA	1:B:176:ALA:C	1:B:177:GLY:N	14	6.0
(1,617)	1:B:142:THR:C	1:B:143:LYS:N	1:B:143:LYS:CA	1:B:143:LYS:C	6	6.0
(1,500)	1:B:76:GLU:N	1:B:76:GLU:CA	1:B:76:GLU:C	1:B:77:GLN:N	5	6.0

Continued on next page...

Continued from previous page...

Key	Atom-1	Atom-2	Atom-3	Atom-4	Model ID	Violation (°)
(1,288)	1:A:168:ALA:N	1:A:168:ALA:CA	1:A:168:ALA:C	1:A:169:LEU:N	6	6.0
(1,696)	1:B:188:LEU:N	1:B:188:LEU:CA	1:B:188:LEU:C	1:B:189:PHE:N	15	5.9
(1,320)	1:A:188:LEU:N	1:A:188:LEU:CA	1:A:188:LEU:C	1:A:189:PHE:N	15	5.9
(1,166)	1:A:98:CYS:N	1:A:98:CYS:CA	1:A:98:CYS:C	1:A:99:TYR:N	9	5.9
(1,116)	1:A:72:ASP:N	1:A:72:ASP:CA	1:A:72:ASP:C	1:A:73:LEU:N	5	5.9
(1,380)	1:B:4:LEU:N	1:B:4:LEU:CA	1:B:4:LEU:C	1:B:5:PHE:N	7	5.8
(1,332)	1:A:196:LYS:N	1:A:196:LYS:CA	1:A:196:LYS:C	1:A:197:PRO:N	8	5.8
(1,617)	1:B:142:THR:C	1:B:143:LYS:N	1:B:143:LYS:CA	1:B:143:LYS:C	15	5.7
(1,60)	1:A:38:GLU:N	1:A:38:GLU:CA	1:A:38:GLU:C	1:A:39:PRO:N	15	5.7
(1,4)	1:A:4:LEU:N	1:A:4:LEU:CA	1:A:4:LEU:C	1:A:5:PHE:N	14	5.7
(1,212)	1:A:125:PRO:N	1:A:125:PRO:CA	1:A:125:PRO:C	1:A:126:PRO:N	4	5.7
(1,90)	1:A:58:LEU:N	1:A:58:LEU:CA	1:A:58:LEU:C	1:A:59:HIS:N	3	5.6
(1,585)	1:B:123:ASN:C	1:B:124:ILE:N	1:B:124:ILE:CA	1:B:124:ILE:C	14	5.6
(1,533)	1:B:93:TRP:C	1:B:94:THR:N	1:B:94:THR:CA	1:B:94:THR:C	8	5.6
(1,323)	1:A:190:LYS:C	1:A:191:SER:N	1:A:191:SER:CA	1:A:191:SER:C	4	5.6
(1,237)	1:A:140:HIS:C	1:A:141:ILE:N	1:A:141:ILE:CA	1:A:141:ILE:C	14	5.6
(1,492)	1:B:72:ASP:N	1:B:72:ASP:CA	1:B:72:ASP:C	1:B:73:LEU:N	5	5.5
(1,374)	1:A:217:LYS:N	1:A:217:LYS:CA	1:A:217:LYS:C	1:A:218:ARG:N	8	5.5
(1,293)	1:A:171:GLY:C	1:A:172:LYS:N	1:A:172:LYS:CA	1:A:172:LYS:C	2	5.5
(1,748)	1:B:216:LYS:N	1:B:216:LYS:CA	1:B:216:LYS:C	1:B:217:LYS:N	4	5.4
(1,492)	1:B:72:ASP:N	1:B:72:ASP:CA	1:B:72:ASP:C	1:B:73:LEU:N	4	5.4
(1,36)	1:A:25:LYS:N	1:A:25:LYS:CA	1:A:25:LYS:C	1:A:26:PRO:N	9	5.4
(1,212)	1:A:125:PRO:N	1:A:125:PRO:CA	1:A:125:PRO:C	1:A:126:PRO:N	12	5.4
(1,613)	1:B:140:HIS:C	1:B:141:ILE:N	1:B:141:ILE:CA	1:B:141:ILE:C	7	5.3
(1,534)	1:B:94:THR:N	1:B:94:THR:CA	1:B:94:THR:C	1:B:95:ASP:N	13	5.3
(1,532)	1:B:93:TRP:N	1:B:93:TRP:CA	1:B:93:TRP:C	1:B:94:THR:N	6	5.3
(1,79)	1:A:52:HIS:C	1:A:53:VAL:N	1:A:53:VAL:CA	1:A:53:VAL:C	10	5.2
(1,466)	1:B:58:LEU:N	1:B:58:LEU:CA	1:B:58:LEU:C	1:B:59:HIS:N	7	5.2
(1,452)	1:B:51:MET:N	1:B:51:MET:CA	1:B:51:MET:C	1:B:52:HIS:N	15	5.2
(1,90)	1:A:58:LEU:N	1:A:58:LEU:CA	1:A:58:LEU:C	1:A:59:HIS:N	7	5.1
(1,676)	1:B:176:ALA:N	1:B:176:ALA:CA	1:B:176:ALA:C	1:B:177:GLY:N	10	5.1
(1,512)	1:B:82:GLU:N	1:B:82:GLU:CA	1:B:82:GLU:C	1:B:83:GLY:N	4	5.1
(1,434)	1:B:37:PHE:N	1:B:37:PHE:CA	1:B:37:PHE:C	1:B:38:GLU:N	15	5.1
(1,708)	1:B:196:LYS:N	1:B:196:LYS:CA	1:B:196:LYS:C	1:B:197:PRO:N	11	5.0
(1,696)	1:B:188:LEU:N	1:B:188:LEU:CA	1:B:188:LEU:C	1:B:189:PHE:N	9	5.0
(1,644)	1:B:158:SER:N	1:B:158:SER:CA	1:B:158:SER:C	1:B:159:TYR:N	14	5.0
(1,560)	1:B:109:LEU:N	1:B:109:LEU:CA	1:B:109:LEU:C	1:B:110:GLY:N	8	5.0
(1,434)	1:B:37:PHE:N	1:B:37:PHE:CA	1:B:37:PHE:C	1:B:38:GLU:N	10	5.0
(1,4)	1:A:4:LEU:N	1:A:4:LEU:CA	1:A:4:LEU:C	1:A:5:PHE:N	1	5.0
(1,512)	1:B:82:GLU:N	1:B:82:GLU:CA	1:B:82:GLU:C	1:B:83:GLY:N	11	4.9
(1,466)	1:B:58:LEU:N	1:B:58:LEU:CA	1:B:58:LEU:C	1:B:59:HIS:N	4	4.9
(1,374)	1:A:217:LYS:N	1:A:217:LYS:CA	1:A:217:LYS:C	1:A:218:ARG:N	12	4.9
(1,373)	1:A:216:LYS:C	1:A:217:LYS:N	1:A:217:LYS:CA	1:A:217:LYS:C	10	4.9
(1,157)	1:A:93:TRP:C	1:A:94:THR:N	1:A:94:THR:CA	1:A:94:THR:C	1	4.9
(1,98)	1:A:62:ALA:N	1:A:62:ALA:CA	1:A:62:ALA:C	1:A:63:GLY:N	9	4.8
(1,749)	1:B:216:LYS:C	1:B:217:LYS:N	1:B:217:LYS:CA	1:B:217:LYS:C	15	4.8
(1,611)	1:B:139:ASN:C	1:B:140:HIS:N	1:B:140:HIS:CA	1:B:140:HIS:C	12	4.8
(1,373)	1:A:216:LYS:C	1:A:217:LYS:N	1:A:217:LYS:CA	1:A:217:LYS:C	2	4.8
(1,436)	1:B:38:GLU:N	1:B:38:GLU:CA	1:B:38:GLU:C	1:B:39:PRO:N	7	4.7
(1,512)	1:B:82:GLU:N	1:B:82:GLU:CA	1:B:82:GLU:C	1:B:83:GLY:N	8	4.6
(1,302)	1:A:178:SER:N	1:A:178:SER:CA	1:A:178:SER:C	1:A:179:ILE:N	6	4.6

Continued on next page...

Continued from previous page...

Key	Atom-1	Atom-2	Atom-3	Atom-4	Model ID	Violation (°)
(1,286)	1:A:167:ASP:N	1:A:167:ASP:CA	1:A:167:ASP:C	1:A:168:ALA:N	6	4.6
(1,268)	1:A:158:SER:N	1:A:158:SER:CA	1:A:158:SER:C	1:A:159:TYR:N	1	4.5
(1,136)	1:A:82:GLU:N	1:A:82:GLU:CA	1:A:82:GLU:C	1:A:83:GLY:N	6	4.5
(1,747)	1:B:215:VAL:C	1:B:216:LYS:N	1:B:216:LYS:CA	1:B:216:LYS:C	11	4.4
(1,542)	1:B:98:CYS:N	1:B:98:CYS:CA	1:B:98:CYS:C	1:B:99:TYR:N	13	4.4
(1,514)	1:B:84:SER:N	1:B:84:SER:CA	1:B:84:SER:C	1:B:85:GLN:N	1	4.4
(1,500)	1:B:76:GLU:N	1:B:76:GLU:CA	1:B:76:GLU:C	1:B:77:GLN:N	12	4.4
(1,708)	1:B:196:LYS:N	1:B:196:LYS:CA	1:B:196:LYS:C	1:B:197:PRO:N	5	4.3
(1,595)	1:B:130:GLY:C	1:B:131:LYS:N	1:B:131:LYS:CA	1:B:131:LYS:C	10	4.3
(1,588)	1:B:125:PRO:N	1:B:125:PRO:CA	1:B:125:PRO:C	1:B:126:PRO:N	8	4.2
(1,184)	1:A:109:LEU:N	1:A:109:LEU:CA	1:A:109:LEU:C	1:A:110:GLY:N	15	4.2
(1,172)	1:A:103:ALA:N	1:A:103:ALA:CA	1:A:103:ALA:C	1:A:104:VAL:N	12	4.2
(1,696)	1:B:188:LEU:N	1:B:188:LEU:CA	1:B:188:LEU:C	1:B:189:PHE:N	6	4.1
(1,500)	1:B:76:GLU:N	1:B:76:GLU:CA	1:B:76:GLU:C	1:B:77:GLN:N	13	4.1
(1,166)	1:A:98:CYS:N	1:A:98:CYS:CA	1:A:98:CYS:C	1:A:99:TYR:N	7	4.1
(1,675)	1:B:175:THR:C	1:B:176:ALA:N	1:B:176:ALA:CA	1:B:176:ALA:C	10	4.0
(1,547)	1:B:102:GLY:C	1:B:103:ALA:N	1:B:103:ALA:CA	1:B:103:ALA:C	2	4.0
(1,154)	1:A:92:GLY:N	1:A:92:GLY:CA	1:A:92:GLY:C	1:A:93:TRP:N	15	4.0
(1,548)	1:B:103:ALA:N	1:B:103:ALA:CA	1:B:103:ALA:C	1:B:104:VAL:N	9	3.9
(1,548)	1:B:103:ALA:N	1:B:103:ALA:CA	1:B:103:ALA:C	1:B:104:VAL:N	14	3.9
(1,172)	1:A:103:ALA:N	1:A:103:ALA:CA	1:A:103:ALA:C	1:A:104:VAL:N	7	3.9
(1,172)	1:A:103:ALA:N	1:A:103:ALA:CA	1:A:103:ALA:C	1:A:104:VAL:N	10	3.9
(1,79)	1:A:52:HIS:C	1:A:53:VAL:N	1:A:53:VAL:CA	1:A:53:VAL:C	13	3.8
(1,548)	1:B:103:ALA:N	1:B:103:ALA:CA	1:B:103:ALA:C	1:B:104:VAL:N	1	3.8
(1,34)	1:A:24:THR:N	1:A:24:THR:CA	1:A:24:THR:C	1:A:25:LYS:N	7	3.8
(1,294)	1:A:172:LYS:N	1:A:172:LYS:CA	1:A:172:LYS:C	1:A:173:HIS:N	6	3.8
(1,98)	1:A:62:ALA:N	1:A:62:ALA:CA	1:A:62:ALA:C	1:A:63:GLY:N	8	3.7
(1,623)	1:B:146:PRO:C	1:B:147:PHE:N	1:B:147:PHE:CA	1:B:147:PHE:C	13	3.7
(1,539)	1:B:96:ASP:C	1:B:97:LEU:N	1:B:97:LEU:CA	1:B:97:LEU:C	15	3.7
(1,158)	1:A:94:THR:N	1:A:94:THR:CA	1:A:94:THR:C	1:A:95:ASP:N	5	3.7
(1,80)	1:A:53:VAL:N	1:A:53:VAL:CA	1:A:53:VAL:C	1:A:54:ASP:N	10	3.6
(1,669)	1:B:171:GLY:C	1:B:172:LYS:N	1:B:172:LYS:CA	1:B:172:LYS:C	12	3.6
(1,59)	1:A:37:PHE:C	1:A:38:GLU:N	1:A:38:GLU:CA	1:A:38:GLU:C	4	3.6
(1,512)	1:B:82:GLU:N	1:B:82:GLU:CA	1:B:82:GLU:C	1:B:83:GLY:N	6	3.6
(1,371)	1:A:215:VAL:C	1:A:216:LYS:N	1:A:216:LYS:CA	1:A:216:LYS:C	9	3.6
(1,209)	1:A:123:ASN:C	1:A:124:ILE:N	1:A:124:ILE:CA	1:A:124:ILE:C	14	3.6
(1,172)	1:A:103:ALA:N	1:A:103:ALA:CA	1:A:103:ALA:C	1:A:104:VAL:N	4	3.6
(1,172)	1:A:103:ALA:N	1:A:103:ALA:CA	1:A:103:ALA:C	1:A:104:VAL:N	6	3.6
(1,77)	1:A:51:MET:C	1:A:52:HIS:N	1:A:52:HIS:CA	1:A:52:HIS:C	2	3.5
(1,696)	1:B:188:LEU:N	1:B:188:LEU:CA	1:B:188:LEU:C	1:B:189:PHE:N	1	3.5
(1,242)	1:A:143:LYS:N	1:A:143:LYS:CA	1:A:143:LYS:C	1:A:144:ARG:N	13	3.5
(1,145)	1:A:87:LEU:C	1:A:88:ILE:N	1:A:88:ILE:CA	1:A:88:ILE:C	2	3.5
(1,143)	1:A:86:GLY:C	1:A:87:LEU:N	1:A:87:LEU:CA	1:A:87:LEU:C	10	3.5
(1,608)	1:B:138:LEU:N	1:B:138:LEU:CA	1:B:138:LEU:C	1:B:139:ASN:N	7	3.4
(1,560)	1:B:109:LEU:N	1:B:109:LEU:CA	1:B:109:LEU:C	1:B:110:GLY:N	12	3.4
(1,539)	1:B:96:ASP:C	1:B:97:LEU:N	1:B:97:LEU:CA	1:B:97:LEU:C	4	3.4
(1,500)	1:B:76:GLU:N	1:B:76:GLU:CA	1:B:76:GLU:C	1:B:77:GLN:N	8	3.4
(1,209)	1:A:123:ASN:C	1:A:124:ILE:N	1:A:124:ILE:CA	1:A:124:ILE:C	8	3.4
(1,457)	1:B:53:VAL:C	1:B:54:ASP:N	1:B:54:ASP:CA	1:B:54:ASP:C	4	3.3
(1,453)	1:B:51:MET:C	1:B:52:HIS:N	1:B:52:HIS:CA	1:B:52:HIS:C	13	3.3
(1,202)	1:A:120:GLY:N	1:A:120:GLY:CA	1:A:120:GLY:C	1:A:121:LEU:N	15	3.3

Continued on next page...



Continued from previous page...

Key	Atom-1	Atom-2	Atom-3	Atom-4	Model ID	Violation (°)
(1,163)	1:A:96:ASP:C	1:A:97:LEU:N	1:A:97:LEU:CA	1:A:97:LEU:C	4	3.3
(1,747)	1:B:215:VAL:C	1:B:216:LYS:N	1:B:216:LYS:CA	1:B:216:LYS:C	2	3.2
(1,671)	1:B:172:LYS:C	1:B:173:HIS:N	1:B:173:HIS:CA	1:B:173:HIS:C	3	3.2
(1,466)	1:B:58:LEU:N	1:B:58:LEU:CA	1:B:58:LEU:C	1:B:59:HIS:N	14	3.2
(1,241)	1:A:142:THR:C	1:A:143:LYS:N	1:A:143:LYS:CA	1:A:143:LYS:C	3	3.2
(1,163)	1:A:96:ASP:C	1:A:97:LEU:N	1:A:97:LEU:CA	1:A:97:LEU:C	7	3.2
(1,79)	1:A:52:HIS:C	1:A:53:VAL:N	1:A:53:VAL:CA	1:A:53:VAL:C	15	3.1
(1,578)	1:B:120:GLY:N	1:B:120:GLY:CA	1:B:120:GLY:C	1:B:121:LEU:N	1	3.1
(1,578)	1:B:120:GLY:N	1:B:120:GLY:CA	1:B:120:GLY:C	1:B:121:LEU:N	4	3.1
(1,320)	1:A:188:LEU:N	1:A:188:LEU:CA	1:A:188:LEU:C	1:A:189:PHE:N	4	3.1
(1,202)	1:A:120:GLY:N	1:A:120:GLY:CA	1:A:120:GLY:C	1:A:121:LEU:N	5	3.1
(1,124)	1:A:76:GLU:N	1:A:76:GLU:CA	1:A:76:GLU:C	1:A:77:GLN:N	1	3.1
(1,671)	1:B:172:LYS:C	1:B:173:HIS:N	1:B:173:HIS:CA	1:B:173:HIS:C	2	3.0
(1,578)	1:B:120:GLY:N	1:B:120:GLY:CA	1:B:120:GLY:C	1:B:121:LEU:N	11	3.0
(1,462)	1:B:56:ALA:N	1:B:56:ALA:CA	1:B:56:ALA:C	1:B:57:ARG:N	11	3.0
(1,457)	1:B:53:VAL:C	1:B:54:ASP:N	1:B:54:ASP:CA	1:B:54:ASP:C	3	3.0
(1,708)	1:B:196:LYS:N	1:B:196:LYS:CA	1:B:196:LYS:C	1:B:197:PRO:N	8	2.9
(1,669)	1:B:171:GLY:C	1:B:172:LYS:N	1:B:172:LYS:CA	1:B:172:LYS:C	6	2.9
(1,560)	1:B:109:LEU:N	1:B:109:LEU:CA	1:B:109:LEU:C	1:B:110:GLY:N	11	2.9
(1,500)	1:B:76:GLU:N	1:B:76:GLU:CA	1:B:76:GLU:C	1:B:77:GLN:N	15	2.9
(1,474)	1:B:62:ALA:N	1:B:62:ALA:CA	1:B:62:ALA:C	1:B:63:GLY:N	11	2.9
(1,42)	1:A:29:LEU:N	1:A:29:LEU:CA	1:A:29:LEU:C	1:A:30:SER:N	9	2.9
(1,239)	1:A:141:ILE:C	1:A:142:THR:N	1:A:142:THR:CA	1:A:142:THR:C	1	2.9
(1,172)	1:A:103:ALA:N	1:A:103:ALA:CA	1:A:103:ALA:C	1:A:104:VAL:N	5	2.9
(1,143)	1:A:86:GLY:C	1:A:87:LEU:N	1:A:87:LEU:CA	1:A:87:LEU:C	6	2.9
(1,58)	1:A:37:PHE:N	1:A:37:PHE:CA	1:A:37:PHE:C	1:A:38:GLU:N	12	2.8
(1,500)	1:B:76:GLU:N	1:B:76:GLU:CA	1:B:76:GLU:C	1:B:77:GLN:N	11	2.8
(1,332)	1:A:196:LYS:N	1:A:196:LYS:CA	1:A:196:LYS:C	1:A:197:PRO:N	7	2.8
(1,295)	1:A:172:LYS:C	1:A:173:HIS:N	1:A:173:HIS:CA	1:A:173:HIS:C	5	2.8
(1,295)	1:A:172:LYS:C	1:A:173:HIS:N	1:A:173:HIS:CA	1:A:173:HIS:C	13	2.8
(1,158)	1:A:94:THR:N	1:A:94:THR:CA	1:A:94:THR:C	1:A:95:ASP:N	2	2.7
(1,530)	1:B:92:GLY:N	1:B:92:GLY:CA	1:B:92:GLY:C	1:B:93:TRP:N	6	2.6
(1,295)	1:A:172:LYS:C	1:A:173:HIS:N	1:A:173:HIS:CA	1:A:173:HIS:C	11	2.6
(1,202)	1:A:120:GLY:N	1:A:120:GLY:CA	1:A:120:GLY:C	1:A:121:LEU:N	3	2.6
(1,167)	1:A:100:GLY:C	1:A:101:THR:N	1:A:101:THR:CA	1:A:101:THR:C	11	2.6
(1,708)	1:B:196:LYS:N	1:B:196:LYS:CA	1:B:196:LYS:C	1:B:197:PRO:N	13	2.5
(1,616)	1:B:142:THR:N	1:B:142:THR:CA	1:B:142:THR:C	1:B:143:LYS:N	10	2.5
(1,448)	1:B:46:SER:N	1:B:46:SER:CA	1:B:46:SER:C	1:B:47:GLY:N	15	2.5
(1,398)	1:B:13:ASP:N	1:B:13:ASP:CA	1:B:13:ASP:C	1:B:14:ALA:N	9	2.5
(1,332)	1:A:196:LYS:N	1:A:196:LYS:CA	1:A:196:LYS:C	1:A:197:PRO:N	13	2.5
(1,202)	1:A:120:GLY:N	1:A:120:GLY:CA	1:A:120:GLY:C	1:A:121:LEU:N	14	2.5
(1,671)	1:B:172:LYS:C	1:B:173:HIS:N	1:B:173:HIS:CA	1:B:173:HIS:C	5	2.4
(1,578)	1:B:120:GLY:N	1:B:120:GLY:CA	1:B:120:GLY:C	1:B:121:LEU:N	6	2.4
(1,136)	1:A:82:GLU:N	1:A:82:GLU:CA	1:A:82:GLU:C	1:A:83:GLY:N	3	2.4
(1,670)	1:B:172:LYS:N	1:B:172:LYS:CA	1:B:172:LYS:C	1:B:173:HIS:N	3	2.3
(1,235)	1:A:139:ASN:C	1:A:140:HIS:N	1:A:140:HIS:CA	1:A:140:HIS:C	7	2.3
(1,670)	1:B:172:LYS:N	1:B:172:LYS:CA	1:B:172:LYS:C	1:B:173:HIS:N	2	2.2
(1,664)	1:B:168:ALA:N	1:B:168:ALA:CA	1:B:168:ALA:C	1:B:169:LEU:N	1	2.2
(1,664)	1:B:168:ALA:N	1:B:168:ALA:CA	1:B:168:ALA:C	1:B:169:LEU:N	2	2.2
(1,60)	1:A:38:GLU:N	1:A:38:GLU:CA	1:A:38:GLU:C	1:A:39:PRO:N	2	2.2
(1,533)	1:B:93:TRP:C	1:B:94:THR:N	1:B:94:THR:CA	1:B:94:THR:C	10	2.2

Continued on next page...



Continued from previous page...

Key	Atom-1	Atom-2	Atom-3	Atom-4	Model ID	Violation (°)
(1,294)	1:A:172:LYS:N	1:A:172:LYS:CA	1:A:172:LYS:C	1:A:173:HIS:N	11	2.2
(1,209)	1:A:123:ASN:C	1:A:124:ILE:N	1:A:124:ILE:CA	1:A:124:ILE:C	4	2.2
(1,418)	1:B:29:LEU:N	1:B:29:LEU:CA	1:B:29:LEU:C	1:B:30:SER:N	15	2.1
(1,138)	1:A:84:SER:N	1:A:84:SER:CA	1:A:84:SER:C	1:A:85:GLN:N	2	2.1
(1,539)	1:B:96:ASP:C	1:B:97:LEU:N	1:B:97:LEU:CA	1:B:97:LEU:C	2	2.0
(1,244)	1:A:145:GLY:N	1:A:145:GLY:CA	1:A:145:GLY:C	1:A:146:PRO:N	13	2.0
(1,79)	1:A:52:HIS:C	1:A:53:VAL:N	1:A:53:VAL:CA	1:A:53:VAL:C	4	1.9
(1,674)	1:B:174:ASP:N	1:B:174:ASP:CA	1:B:174:ASP:C	1:B:175:THR:N	8	1.9
(1,595)	1:B:130:GLY:C	1:B:131:LYS:N	1:B:131:LYS:CA	1:B:131:LYS:C	12	1.9
(1,323)	1:A:190:LYS:C	1:A:191:SER:N	1:A:191:SER:CA	1:A:191:SER:C	2	1.9
(1,242)	1:A:143:LYS:N	1:A:143:LYS:CA	1:A:143:LYS:C	1:A:144:ARG:N	6	1.9
(1,157)	1:A:93:TRP:C	1:A:94:THR:N	1:A:94:THR:CA	1:A:94:THR:C	10	1.9
(1,674)	1:B:174:ASP:N	1:B:174:ASP:CA	1:B:174:ASP:C	1:B:175:THR:N	14	1.8
(1,674)	1:B:174:ASP:N	1:B:174:ASP:CA	1:B:174:ASP:C	1:B:175:THR:N	15	1.8
(1,620)	1:B:145:GLY:N	1:B:145:GLY:CA	1:B:145:GLY:C	1:B:146:PRO:N	4	1.8
(1,595)	1:B:130:GLY:C	1:B:131:LYS:N	1:B:131:LYS:CA	1:B:131:LYS:C	7	1.8
(1,560)	1:B:109:LEU:N	1:B:109:LEU:CA	1:B:109:LEU:C	1:B:110:GLY:N	13	1.8
(1,548)	1:B:103:ALA:N	1:B:103:ALA:CA	1:B:103:ALA:C	1:B:104:VAL:N	8	1.8
(1,500)	1:B:76:GLU:N	1:B:76:GLU:CA	1:B:76:GLU:C	1:B:77:GLN:N	6	1.8
(1,171)	1:A:102:GLY:C	1:A:103:ALA:N	1:A:103:ALA:CA	1:A:103:ALA:C	8	1.8
(1,158)	1:A:94:THR:N	1:A:94:THR:CA	1:A:94:THR:C	1:A:95:ASP:N	1	1.8
(1,116)	1:A:72:ASP:N	1:A:72:ASP:CA	1:A:72:ASP:C	1:A:73:LEU:N	9	1.8
(1,708)	1:B:196:LYS:N	1:B:196:LYS:CA	1:B:196:LYS:C	1:B:197:PRO:N	14	1.7
(1,673)	1:B:173:HIS:C	1:B:174:ASP:N	1:B:174:ASP:CA	1:B:174:ASP:C	9	1.7
(1,617)	1:B:142:THR:C	1:B:143:LYS:N	1:B:143:LYS:CA	1:B:143:LYS:C	4	1.7
(1,500)	1:B:76:GLU:N	1:B:76:GLU:CA	1:B:76:GLU:C	1:B:77:GLN:N	1	1.7
(1,320)	1:A:188:LEU:N	1:A:188:LEU:CA	1:A:188:LEU:C	1:A:189:PHE:N	5	1.7
(1,616)	1:B:142:THR:N	1:B:142:THR:CA	1:B:142:THR:C	1:B:143:LYS:N	15	1.6
(1,595)	1:B:130:GLY:C	1:B:131:LYS:N	1:B:131:LYS:CA	1:B:131:LYS:C	3	1.6
(1,455)	1:B:52:HIS:C	1:B:53:VAL:N	1:B:53:VAL:CA	1:B:53:VAL:C	3	1.6
(1,298)	1:A:174:ASP:N	1:A:174:ASP:CA	1:A:174:ASP:C	1:A:175:THR:N	6	1.6
(1,285)	1:A:166:ILE:C	1:A:167:ASP:N	1:A:167:ASP:CA	1:A:167:ASP:C	6	1.6
(1,35)	1:A:24:THR:C	1:A:25:LYS:N	1:A:25:LYS:CA	1:A:25:LYS:C	13	1.5
(1,673)	1:B:173:HIS:C	1:B:174:ASP:N	1:B:174:ASP:CA	1:B:174:ASP:C	4	1.4
(1,661)	1:B:166:ILE:C	1:B:167:ASP:N	1:B:167:ASP:CA	1:B:167:ASP:C	1	1.4
(1,547)	1:B:102:GLY:C	1:B:103:ALA:N	1:B:103:ALA:CA	1:B:103:ALA:C	4	1.4
(1,500)	1:B:76:GLU:N	1:B:76:GLU:CA	1:B:76:GLU:C	1:B:77:GLN:N	2	1.4
(1,320)	1:A:188:LEU:N	1:A:188:LEU:CA	1:A:188:LEU:C	1:A:189:PHE:N	3	1.4
(1,298)	1:A:174:ASP:N	1:A:174:ASP:CA	1:A:174:ASP:C	1:A:175:THR:N	15	1.4
(1,295)	1:A:172:LYS:C	1:A:173:HIS:N	1:A:173:HIS:CA	1:A:173:HIS:C	15	1.4
(1,294)	1:A:172:LYS:N	1:A:172:LYS:CA	1:A:172:LYS:C	1:A:173:HIS:N	13	1.4
(1,98)	1:A:62:ALA:N	1:A:62:ALA:CA	1:A:62:ALA:C	1:A:63:GLY:N	6	1.3
(1,673)	1:B:173:HIS:C	1:B:174:ASP:N	1:B:174:ASP:CA	1:B:174:ASP:C	8	1.3
(1,671)	1:B:172:LYS:C	1:B:173:HIS:N	1:B:173:HIS:CA	1:B:173:HIS:C	4	1.3
(1,670)	1:B:172:LYS:N	1:B:172:LYS:CA	1:B:172:LYS:C	1:B:173:HIS:N	5	1.3
(1,661)	1:B:166:ILE:C	1:B:167:ASP:N	1:B:167:ASP:CA	1:B:167:ASP:C	7	1.3
(1,542)	1:B:98:CYS:N	1:B:98:CYS:CA	1:B:98:CYS:C	1:B:99:TYR:N	3	1.3
(1,514)	1:B:84:SER:N	1:B:84:SER:CA	1:B:84:SER:C	1:B:85:GLN:N	9	1.3
(1,298)	1:A:174:ASP:N	1:A:174:ASP:CA	1:A:174:ASP:C	1:A:175:THR:N	10	1.3
(1,295)	1:A:172:LYS:C	1:A:173:HIS:N	1:A:173:HIS:CA	1:A:173:HIS:C	3	1.3
(1,295)	1:A:172:LYS:C	1:A:173:HIS:N	1:A:173:HIS:CA	1:A:173:HIS:C	4	1.3

Continued on next page...

Continued from previous page...

Key	Atom-1	Atom-2	Atom-3	Atom-4	Model ID	Violation (°)
(1,285)	1:A:166:ILE:C	1:A:167:ASP:N	1:A:167:ASP:CA	1:A:167:ASP:C	4	1.3
(1,671)	1:B:172:LYS:C	1:B:173:HIS:N	1:B:173:HIS:CA	1:B:173:HIS:C	7	1.2
(1,671)	1:B:172:LYS:C	1:B:173:HIS:N	1:B:173:HIS:CA	1:B:173:HIS:C	8	1.2
(1,661)	1:B:166:ILE:C	1:B:167:ASP:N	1:B:167:ASP:CA	1:B:167:ASP:C	12	1.2
(1,548)	1:B:103:ALA:N	1:B:103:ALA:CA	1:B:103:ALA:C	1:B:104:VAL:N	10	1.2
(1,542)	1:B:98:CYS:N	1:B:98:CYS:CA	1:B:98:CYS:C	1:B:99:TYR:N	8	1.2
(1,332)	1:A:196:LYS:N	1:A:196:LYS:CA	1:A:196:LYS:C	1:A:197:PRO:N	15	1.2
(1,295)	1:A:172:LYS:C	1:A:173:HIS:N	1:A:173:HIS:CA	1:A:173:HIS:C	9	1.2
(1,285)	1:A:166:ILE:C	1:A:167:ASP:N	1:A:167:ASP:CA	1:A:167:ASP:C	7	1.2
(1,264)	1:A:156:ALA:N	1:A:156:ALA:CA	1:A:156:ALA:C	1:A:157:LEU:N	10	1.2
(1,77)	1:A:51:MET:C	1:A:52:HIS:N	1:A:52:HIS:CA	1:A:52:HIS:C	11	1.1
(1,671)	1:B:172:LYS:C	1:B:173:HIS:N	1:B:173:HIS:CA	1:B:173:HIS:C	15	1.1
(1,668)	1:B:170:ARG:N	1:B:170:ARG:CA	1:B:170:ARG:C	1:B:171:GLY:N	14	1.1
(1,473)	1:B:61:LEU:C	1:B:62:ALA:N	1:B:62:ALA:CA	1:B:62:ALA:C	1	1.1
(1,374)	1:A:217:LYS:N	1:A:217:LYS:CA	1:A:217:LYS:C	1:A:218:ARG:N	2	1.1
(1,332)	1:A:196:LYS:N	1:A:196:LYS:CA	1:A:196:LYS:C	1:A:197:PRO:N	3	1.1
(1,297)	1:A:173:HIS:C	1:A:174:ASP:N	1:A:174:ASP:CA	1:A:174:ASP:C	4	1.1
(1,297)	1:A:173:HIS:C	1:A:174:ASP:N	1:A:174:ASP:CA	1:A:174:ASP:C	7	1.1
(1,297)	1:A:173:HIS:C	1:A:174:ASP:N	1:A:174:ASP:CA	1:A:174:ASP:C	15	1.1
(1,288)	1:A:168:ALA:N	1:A:168:ALA:CA	1:A:168:ALA:C	1:A:169:LEU:N	3	1.1
(1,285)	1:A:166:ILE:C	1:A:167:ASP:N	1:A:167:ASP:CA	1:A:167:ASP:C	2	1.1
(1,285)	1:A:166:ILE:C	1:A:167:ASP:N	1:A:167:ASP:CA	1:A:167:ASP:C	5	1.1
(1,264)	1:A:156:ALA:N	1:A:156:ALA:CA	1:A:156:ALA:C	1:A:157:LEU:N	9	1.1