



# Full wwPDB X-ray Structure Validation Report ⓘ

Nov 20, 2023 – 04:15 PM JST

PDB ID : 7CR8  
Title : Synechocystis Cas1-Cas2-prespacerL complex  
Authors : Yu, Y.; Chen, Q.  
Deposited on : 2020-08-12  
Resolution : 3.70 Å(reported)

This is a Full wwPDB X-ray Structure Validation Report for a publicly released PDB entry.

We welcome your comments at [validation@mail.wwpdb.org](mailto:validation@mail.wwpdb.org)

A user guide is available at

<https://www.wwpdb.org/validation/2017/XrayValidationReportHelp>

with specific help available everywhere you see the ⓘ symbol.

The types of validation reports are described at

<http://www.wwpdb.org/validation/2017/FAQs#types>.

---

The following versions of software and data (see [references ⓘ](#)) were used in the production of this report:

MolProbity : 4.02b-467  
Xtriage (Phenix) : 1.13  
EDS : 2.36  
Percentile statistics : 20191225.v01 (using entries in the PDB archive December 25th 2019)  
Refmac : 5.8.0158  
CCP4 : 7.0.044 (Gargrove)  
Ideal geometry (proteins) : Engh & Huber (2001)  
Ideal geometry (DNA, RNA) : Parkinson et al. (1996)  
Validation Pipeline (wwPDB-VP) : 2.36

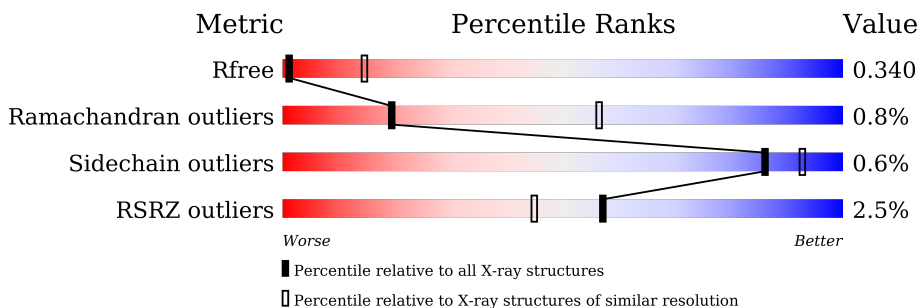
# 1 Overall quality at a glance

The following experimental techniques were used to determine the structure:

*X-RAY DIFFRACTION*

The reported resolution of this entry is 3.70 Å.

Percentile scores (ranging between 0-100) for global validation metrics of the entry are shown in the following graphic. The table shows the number of entries on which the scores are based.



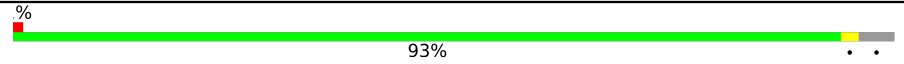
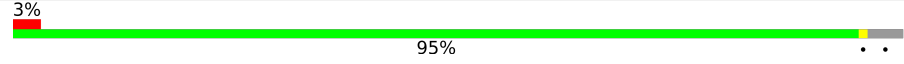
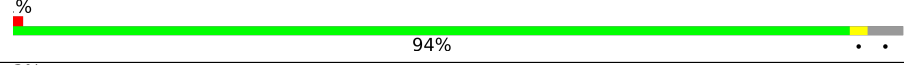
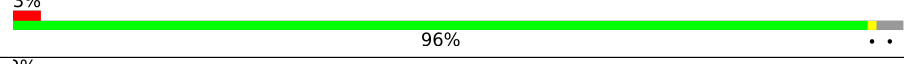
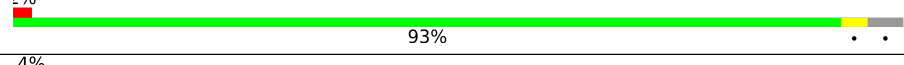
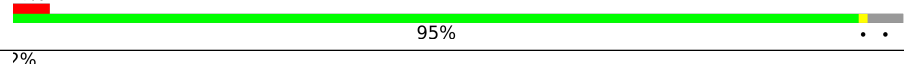
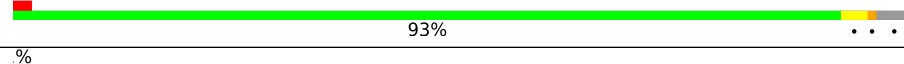
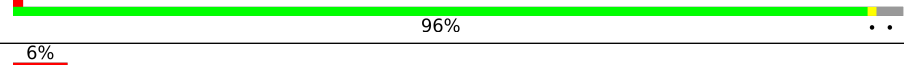
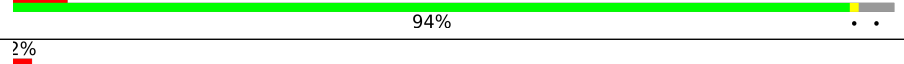
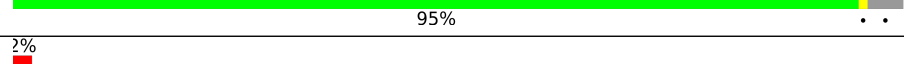

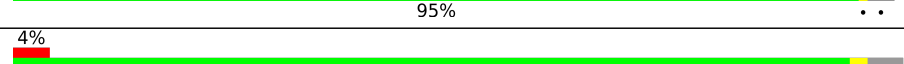
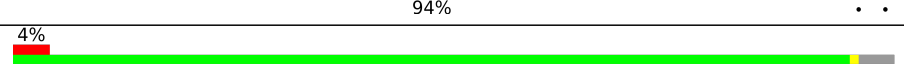
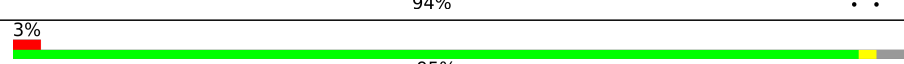
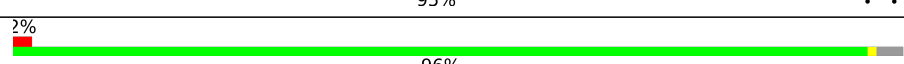
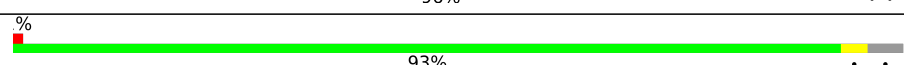
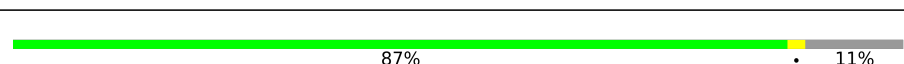
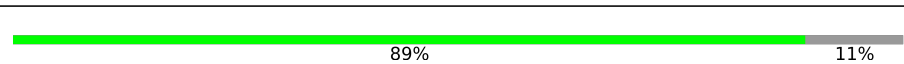

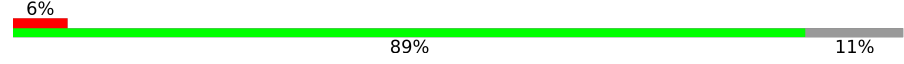
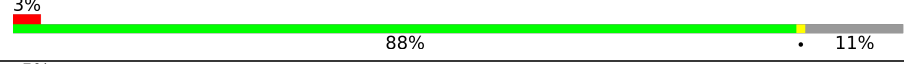
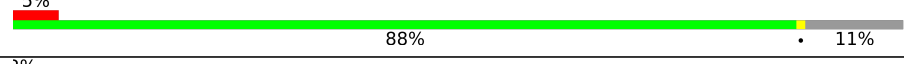
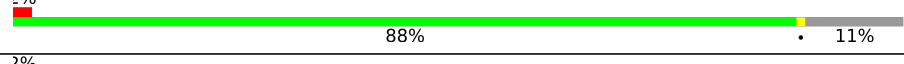
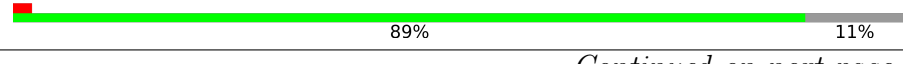

Metric	Whole archive (#Entries)	Similar resolution (#Entries, resolution range(Å))
$R_{free}$	130704	1049 (3.88-3.52)
Ramachandran outliers	138981	1069 (3.88-3.52)
Sidechain outliers	138945	1065 (3.88-3.52)
RSRZ outliers	127900	1578 (3.90-3.50)

The table below summarises the geometric issues observed across the polymeric chains and their fit to the electron density. The red, orange, yellow and green segments of the lower bar indicate the fraction of residues that contain outliers for  $\geq 3$ , 2, 1 and 0 types of geometric quality criteria respectively. A grey segment represents the fraction of residues that are not modelled. The numeric value for each fraction is indicated below the corresponding segment, with a dot representing fractions  $\leq 5\%$ . The upper red bar (where present) indicates the fraction of residues that have poor fit to the electron density. The numeric value is given above the bar.

Mol	Chain	Length	Quality of chain
1	A	336	<p>94%</p>
1	B	336	<p>93%</p>
1	C	336	<p>96%</p>
1	D	336	<p>93%</p>
1	I	336	<p>95%</p>
1	J	336	<p>94%</p>
1	K	336	<p>95%</p>

Continued on next page...

Continued from previous page...

Mol	Chain	Length	Quality of chain
1	L	336	 93%
1	Q	336	 95%
1	R	336	 94%
1	S	336	 96%
1	T	336	 93%
1	a	336	 95%
1	b	336	 93%
1	c	336	 96%
1	d	336	 94%
1	i	336	 95%
1	j	336	 94%
1	k	336	 95%
1	l	336	 94%
1	q	336	 94%
1	r	336	 95%
1	s	336	 96%
1	t	336	 93%
2	E	105	 87% 11%
2	F	105	 89% 11%
2	M	105	 88% 11%
2	N	105	 89% 11%
2	U	105	 88% 11%
2	V	105	 88% 11%
2	e	105	 88% 11%
2	f	105	 89% 11%

Continued on next page...

Continued from previous page...

Mol	Chain	Length	Quality of chain
2	m	105	 88% 11%
2	n	105	 89% 11%
2	u	105	 88% 11% 3%
2	v	105	 89% 11% 2%
3	G	36	 83% 17%
3	O	36	 83% 17%
3	W	36	 83% 17% 6%
3	g	36	 83% 17% 3%
3	o	36	 83% 17% 3%
3	w	36	 83% 17% 6%
4	H	36	 81% 19%
4	P	36	 81% 19%
4	X	36	 81% 19%
4	h	36	 81% 19%
4	p	36	 81% 19% 3%
4	x	36	 81% 19%

## 2 Entry composition

There are 4 unique types of molecules in this entry. The entry contains 146030 atoms, of which 67410 are hydrogens and 0 are deuteriums.

In the tables below, the ZeroOcc column contains the number of atoms modelled with zero occupancy, the AltConf column contains the number of residues with at least one atom in alternate conformation and the Trace column contains the number of residues modelled with at most 2 atoms.

- Molecule 1 is a protein called CRISPR-associated endonuclease Cas1.

Mol	Chain	Residues	Atoms					ZeroOcc	AltConf	Trace	
			Total	C	H	N	O				S
1	I	322	5072	1661	2484	462	460	5	0	0	0
1	J	324	5046	1668	2445	462	465	6	0	0	0
1	K	325	4966	1674	2354	466	466	6	0	0	0
1	L	322	5031	1657	2445	460	463	6	0	0	0
1	Q	322	5072	1661	2484	462	460	5	0	0	0
1	R	324	5046	1668	2445	462	465	6	0	0	0
1	S	325	4966	1674	2354	466	466	6	0	0	0
1	T	322	5031	1657	2445	460	463	6	0	0	0
1	a	323	5080	1666	2484	463	461	6	0	0	0
1	b	324	5046	1668	2445	462	465	6	0	0	0
1	c	325	4966	1674	2354	466	466	6	0	0	0
1	d	322	5031	1657	2445	460	463	6	0	0	0
1	i	322	5072	1661	2484	462	460	5	0	0	0
1	j	324	5046	1668	2445	462	465	6	0	0	0
1	k	325	4966	1674	2354	466	466	6	0	0	0
1	l	322	5031	1657	2445	460	463	6	0	0	0

*Continued on next page...*

Continued from previous page...

Mol	Chain	Residues	Atoms					ZeroOcc	AltConf	Trace	
1	q	322	Total	C	H	N	O	S	0	0	0
			5072	1661	2484	462	460	5			
1	r	324	Total	C	H	N	O	S	0	0	0
			5046	1668	2445	462	465	6			
1	s	325	Total	C	H	N	O	S	0	0	0
			4966	1674	2354	466	466	6			
1	t	322	Total	C	H	N	O	S	0	0	0
			5031	1657	2445	460	463	6			
1	A	322	Total	C	H	N	O	S	0	0	0
			5072	1661	2484	462	460	5			
1	B	324	Total	C	H	N	O	S	0	0	0
			5046	1668	2445	462	465	6			
1	C	325	Total	C	H	N	O	S	0	0	0
			4966	1674	2354	466	466	6			
1	D	322	Total	C	H	N	O	S	0	0	0
			5031	1657	2445	460	463	6			

There are 264 discrepancies between the modelled and reference sequences:

Chain	Residue	Modelled	Actual	Comment	Reference
I	-10	GLY	-	expression tag	UNP Q6ZEI2
I	-9	ALA	-	expression tag	UNP Q6ZEI2
I	-8	SER	-	expression tag	UNP Q6ZEI2
I	-7	GLY	-	expression tag	UNP Q6ZEI2
I	-6	SER	-	expression tag	UNP Q6ZEI2
I	-5	GLY	-	expression tag	UNP Q6ZEI2
I	-4	THR	-	expression tag	UNP Q6ZEI2
I	-3	GLY	-	expression tag	UNP Q6ZEI2
I	-2	SER	-	expression tag	UNP Q6ZEI2
I	-1	GLY	-	expression tag	UNP Q6ZEI2
I	0	SER	-	expression tag	UNP Q6ZEI2
J	-10	GLY	-	expression tag	UNP Q6ZEI2
J	-9	ALA	-	expression tag	UNP Q6ZEI2
J	-8	SER	-	expression tag	UNP Q6ZEI2
J	-7	GLY	-	expression tag	UNP Q6ZEI2
J	-6	SER	-	expression tag	UNP Q6ZEI2
J	-5	GLY	-	expression tag	UNP Q6ZEI2
J	-4	THR	-	expression tag	UNP Q6ZEI2
J	-3	GLY	-	expression tag	UNP Q6ZEI2
J	-2	SER	-	expression tag	UNP Q6ZEI2
J	-1	GLY	-	expression tag	UNP Q6ZEI2
J	0	SER	-	expression tag	UNP Q6ZEI2
K	-10	GLY	-	expression tag	UNP Q6ZEI2

Continued on next page...

*Continued from previous page...*

Chain	Residue	Modelled	Actual	Comment	Reference
K	-9	ALA	-	expression tag	UNP Q6ZEI2
K	-8	SER	-	expression tag	UNP Q6ZEI2
K	-7	GLY	-	expression tag	UNP Q6ZEI2
K	-6	SER	-	expression tag	UNP Q6ZEI2
K	-5	GLY	-	expression tag	UNP Q6ZEI2
K	-4	THR	-	expression tag	UNP Q6ZEI2
K	-3	GLY	-	expression tag	UNP Q6ZEI2
K	-2	SER	-	expression tag	UNP Q6ZEI2
K	-1	GLY	-	expression tag	UNP Q6ZEI2
K	0	SER	-	expression tag	UNP Q6ZEI2
L	-10	GLY	-	expression tag	UNP Q6ZEI2
L	-9	ALA	-	expression tag	UNP Q6ZEI2
L	-8	SER	-	expression tag	UNP Q6ZEI2
L	-7	GLY	-	expression tag	UNP Q6ZEI2
L	-6	SER	-	expression tag	UNP Q6ZEI2
L	-5	GLY	-	expression tag	UNP Q6ZEI2
L	-4	THR	-	expression tag	UNP Q6ZEI2
L	-3	GLY	-	expression tag	UNP Q6ZEI2
L	-2	SER	-	expression tag	UNP Q6ZEI2
L	-1	GLY	-	expression tag	UNP Q6ZEI2
L	0	SER	-	expression tag	UNP Q6ZEI2
Q	-10	GLY	-	expression tag	UNP Q6ZEI2
Q	-9	ALA	-	expression tag	UNP Q6ZEI2
Q	-8	SER	-	expression tag	UNP Q6ZEI2
Q	-7	GLY	-	expression tag	UNP Q6ZEI2
Q	-6	SER	-	expression tag	UNP Q6ZEI2
Q	-5	GLY	-	expression tag	UNP Q6ZEI2
Q	-4	THR	-	expression tag	UNP Q6ZEI2
Q	-3	GLY	-	expression tag	UNP Q6ZEI2
Q	-2	SER	-	expression tag	UNP Q6ZEI2
Q	-1	GLY	-	expression tag	UNP Q6ZEI2
Q	0	SER	-	expression tag	UNP Q6ZEI2
R	-10	GLY	-	expression tag	UNP Q6ZEI2
R	-9	ALA	-	expression tag	UNP Q6ZEI2
R	-8	SER	-	expression tag	UNP Q6ZEI2
R	-7	GLY	-	expression tag	UNP Q6ZEI2
R	-6	SER	-	expression tag	UNP Q6ZEI2
R	-5	GLY	-	expression tag	UNP Q6ZEI2
R	-4	THR	-	expression tag	UNP Q6ZEI2
R	-3	GLY	-	expression tag	UNP Q6ZEI2
R	-2	SER	-	expression tag	UNP Q6ZEI2
R	-1	GLY	-	expression tag	UNP Q6ZEI2

*Continued on next page...*

*Continued from previous page...*

Chain	Residue	Modelled	Actual	Comment	Reference
R	0	SER	-	expression tag	UNP Q6ZEI2
S	-10	GLY	-	expression tag	UNP Q6ZEI2
S	-9	ALA	-	expression tag	UNP Q6ZEI2
S	-8	SER	-	expression tag	UNP Q6ZEI2
S	-7	GLY	-	expression tag	UNP Q6ZEI2
S	-6	SER	-	expression tag	UNP Q6ZEI2
S	-5	GLY	-	expression tag	UNP Q6ZEI2
S	-4	THR	-	expression tag	UNP Q6ZEI2
S	-3	GLY	-	expression tag	UNP Q6ZEI2
S	-2	SER	-	expression tag	UNP Q6ZEI2
S	-1	GLY	-	expression tag	UNP Q6ZEI2
S	0	SER	-	expression tag	UNP Q6ZEI2
T	-10	GLY	-	expression tag	UNP Q6ZEI2
T	-9	ALA	-	expression tag	UNP Q6ZEI2
T	-8	SER	-	expression tag	UNP Q6ZEI2
T	-7	GLY	-	expression tag	UNP Q6ZEI2
T	-6	SER	-	expression tag	UNP Q6ZEI2
T	-5	GLY	-	expression tag	UNP Q6ZEI2
T	-4	THR	-	expression tag	UNP Q6ZEI2
T	-3	GLY	-	expression tag	UNP Q6ZEI2
T	-2	SER	-	expression tag	UNP Q6ZEI2
T	-1	GLY	-	expression tag	UNP Q6ZEI2
T	0	SER	-	expression tag	UNP Q6ZEI2
a	-10	GLY	-	expression tag	UNP Q6ZEI2
a	-9	ALA	-	expression tag	UNP Q6ZEI2
a	-8	SER	-	expression tag	UNP Q6ZEI2
a	-7	GLY	-	expression tag	UNP Q6ZEI2
a	-6	SER	-	expression tag	UNP Q6ZEI2
a	-5	GLY	-	expression tag	UNP Q6ZEI2
a	-4	THR	-	expression tag	UNP Q6ZEI2
a	-3	GLY	-	expression tag	UNP Q6ZEI2
a	-2	SER	-	expression tag	UNP Q6ZEI2
a	-1	GLY	-	expression tag	UNP Q6ZEI2
a	0	SER	-	expression tag	UNP Q6ZEI2
b	-10	GLY	-	expression tag	UNP Q6ZEI2
b	-9	ALA	-	expression tag	UNP Q6ZEI2
b	-8	SER	-	expression tag	UNP Q6ZEI2
b	-7	GLY	-	expression tag	UNP Q6ZEI2
b	-6	SER	-	expression tag	UNP Q6ZEI2
b	-5	GLY	-	expression tag	UNP Q6ZEI2
b	-4	THR	-	expression tag	UNP Q6ZEI2
b	-3	GLY	-	expression tag	UNP Q6ZEI2

*Continued on next page...*



*Continued from previous page...*

Chain	Residue	Modelled	Actual	Comment	Reference
b	-2	SER	-	expression tag	UNP Q6ZEI2
b	-1	GLY	-	expression tag	UNP Q6ZEI2
b	0	SER	-	expression tag	UNP Q6ZEI2
c	-10	GLY	-	expression tag	UNP Q6ZEI2
c	-9	ALA	-	expression tag	UNP Q6ZEI2
c	-8	SER	-	expression tag	UNP Q6ZEI2
c	-7	GLY	-	expression tag	UNP Q6ZEI2
c	-6	SER	-	expression tag	UNP Q6ZEI2
c	-5	GLY	-	expression tag	UNP Q6ZEI2
c	-4	THR	-	expression tag	UNP Q6ZEI2
c	-3	GLY	-	expression tag	UNP Q6ZEI2
c	-2	SER	-	expression tag	UNP Q6ZEI2
c	-1	GLY	-	expression tag	UNP Q6ZEI2
c	0	SER	-	expression tag	UNP Q6ZEI2
d	-10	GLY	-	expression tag	UNP Q6ZEI2
d	-9	ALA	-	expression tag	UNP Q6ZEI2
d	-8	SER	-	expression tag	UNP Q6ZEI2
d	-7	GLY	-	expression tag	UNP Q6ZEI2
d	-6	SER	-	expression tag	UNP Q6ZEI2
d	-5	GLY	-	expression tag	UNP Q6ZEI2
d	-4	THR	-	expression tag	UNP Q6ZEI2
d	-3	GLY	-	expression tag	UNP Q6ZEI2
d	-2	SER	-	expression tag	UNP Q6ZEI2
d	-1	GLY	-	expression tag	UNP Q6ZEI2
d	0	SER	-	expression tag	UNP Q6ZEI2
i	-10	GLY	-	expression tag	UNP Q6ZEI2
i	-9	ALA	-	expression tag	UNP Q6ZEI2
i	-8	SER	-	expression tag	UNP Q6ZEI2
i	-7	GLY	-	expression tag	UNP Q6ZEI2
i	-6	SER	-	expression tag	UNP Q6ZEI2
i	-5	GLY	-	expression tag	UNP Q6ZEI2
i	-4	THR	-	expression tag	UNP Q6ZEI2
i	-3	GLY	-	expression tag	UNP Q6ZEI2
i	-2	SER	-	expression tag	UNP Q6ZEI2
i	-1	GLY	-	expression tag	UNP Q6ZEI2
i	0	SER	-	expression tag	UNP Q6ZEI2
j	-10	GLY	-	expression tag	UNP Q6ZEI2
j	-9	ALA	-	expression tag	UNP Q6ZEI2
j	-8	SER	-	expression tag	UNP Q6ZEI2
j	-7	GLY	-	expression tag	UNP Q6ZEI2
j	-6	SER	-	expression tag	UNP Q6ZEI2
j	-5	GLY	-	expression tag	UNP Q6ZEI2

*Continued on next page...*

*Continued from previous page...*

Chain	Residue	Modelled	Actual	Comment	Reference
j	-4	THR	-	expression tag	UNP Q6ZEI2
j	-3	GLY	-	expression tag	UNP Q6ZEI2
j	-2	SER	-	expression tag	UNP Q6ZEI2
j	-1	GLY	-	expression tag	UNP Q6ZEI2
j	0	SER	-	expression tag	UNP Q6ZEI2
k	-10	GLY	-	expression tag	UNP Q6ZEI2
k	-9	ALA	-	expression tag	UNP Q6ZEI2
k	-8	SER	-	expression tag	UNP Q6ZEI2
k	-7	GLY	-	expression tag	UNP Q6ZEI2
k	-6	SER	-	expression tag	UNP Q6ZEI2
k	-5	GLY	-	expression tag	UNP Q6ZEI2
k	-4	THR	-	expression tag	UNP Q6ZEI2
k	-3	GLY	-	expression tag	UNP Q6ZEI2
k	-2	SER	-	expression tag	UNP Q6ZEI2
k	-1	GLY	-	expression tag	UNP Q6ZEI2
k	0	SER	-	expression tag	UNP Q6ZEI2
l	-10	GLY	-	expression tag	UNP Q6ZEI2
l	-9	ALA	-	expression tag	UNP Q6ZEI2
l	-8	SER	-	expression tag	UNP Q6ZEI2
l	-7	GLY	-	expression tag	UNP Q6ZEI2
l	-6	SER	-	expression tag	UNP Q6ZEI2
l	-5	GLY	-	expression tag	UNP Q6ZEI2
l	-4	THR	-	expression tag	UNP Q6ZEI2
l	-3	GLY	-	expression tag	UNP Q6ZEI2
l	-2	SER	-	expression tag	UNP Q6ZEI2
l	-1	GLY	-	expression tag	UNP Q6ZEI2
l	0	SER	-	expression tag	UNP Q6ZEI2
q	-10	GLY	-	expression tag	UNP Q6ZEI2
q	-9	ALA	-	expression tag	UNP Q6ZEI2
q	-8	SER	-	expression tag	UNP Q6ZEI2
q	-7	GLY	-	expression tag	UNP Q6ZEI2
q	-6	SER	-	expression tag	UNP Q6ZEI2
q	-5	GLY	-	expression tag	UNP Q6ZEI2
q	-4	THR	-	expression tag	UNP Q6ZEI2
q	-3	GLY	-	expression tag	UNP Q6ZEI2
q	-2	SER	-	expression tag	UNP Q6ZEI2
q	-1	GLY	-	expression tag	UNP Q6ZEI2
q	0	SER	-	expression tag	UNP Q6ZEI2
r	-10	GLY	-	expression tag	UNP Q6ZEI2
r	-9	ALA	-	expression tag	UNP Q6ZEI2
r	-8	SER	-	expression tag	UNP Q6ZEI2
r	-7	GLY	-	expression tag	UNP Q6ZEI2

*Continued on next page...*

*Continued from previous page...*

Chain	Residue	Modelled	Actual	Comment	Reference
r	-6	SER	-	expression tag	UNP Q6ZEI2
r	-5	GLY	-	expression tag	UNP Q6ZEI2
r	-4	THR	-	expression tag	UNP Q6ZEI2
r	-3	GLY	-	expression tag	UNP Q6ZEI2
r	-2	SER	-	expression tag	UNP Q6ZEI2
r	-1	GLY	-	expression tag	UNP Q6ZEI2
r	0	SER	-	expression tag	UNP Q6ZEI2
s	-10	GLY	-	expression tag	UNP Q6ZEI2
s	-9	ALA	-	expression tag	UNP Q6ZEI2
s	-8	SER	-	expression tag	UNP Q6ZEI2
s	-7	GLY	-	expression tag	UNP Q6ZEI2
s	-6	SER	-	expression tag	UNP Q6ZEI2
s	-5	GLY	-	expression tag	UNP Q6ZEI2
s	-4	THR	-	expression tag	UNP Q6ZEI2
s	-3	GLY	-	expression tag	UNP Q6ZEI2
s	-2	SER	-	expression tag	UNP Q6ZEI2
s	-1	GLY	-	expression tag	UNP Q6ZEI2
s	0	SER	-	expression tag	UNP Q6ZEI2
t	-10	GLY	-	expression tag	UNP Q6ZEI2
t	-9	ALA	-	expression tag	UNP Q6ZEI2
t	-8	SER	-	expression tag	UNP Q6ZEI2
t	-7	GLY	-	expression tag	UNP Q6ZEI2
t	-6	SER	-	expression tag	UNP Q6ZEI2
t	-5	GLY	-	expression tag	UNP Q6ZEI2
t	-4	THR	-	expression tag	UNP Q6ZEI2
t	-3	GLY	-	expression tag	UNP Q6ZEI2
t	-2	SER	-	expression tag	UNP Q6ZEI2
t	-1	GLY	-	expression tag	UNP Q6ZEI2
t	0	SER	-	expression tag	UNP Q6ZEI2
A	-10	GLY	-	expression tag	UNP Q6ZEI2
A	-9	ALA	-	expression tag	UNP Q6ZEI2
A	-8	SER	-	expression tag	UNP Q6ZEI2
A	-7	GLY	-	expression tag	UNP Q6ZEI2
A	-6	SER	-	expression tag	UNP Q6ZEI2
A	-5	GLY	-	expression tag	UNP Q6ZEI2
A	-4	THR	-	expression tag	UNP Q6ZEI2
A	-3	GLY	-	expression tag	UNP Q6ZEI2
A	-2	SER	-	expression tag	UNP Q6ZEI2
A	-1	GLY	-	expression tag	UNP Q6ZEI2
A	0	SER	-	expression tag	UNP Q6ZEI2
B	-10	GLY	-	expression tag	UNP Q6ZEI2
B	-9	ALA	-	expression tag	UNP Q6ZEI2

*Continued on next page...*

Continued from previous page...

Chain	Residue	Modelled	Actual	Comment	Reference
B	-8	SER	-	expression tag	UNP Q6ZEI2
B	-7	GLY	-	expression tag	UNP Q6ZEI2
B	-6	SER	-	expression tag	UNP Q6ZEI2
B	-5	GLY	-	expression tag	UNP Q6ZEI2
B	-4	THR	-	expression tag	UNP Q6ZEI2
B	-3	GLY	-	expression tag	UNP Q6ZEI2
B	-2	SER	-	expression tag	UNP Q6ZEI2
B	-1	GLY	-	expression tag	UNP Q6ZEI2
B	0	SER	-	expression tag	UNP Q6ZEI2
C	-10	GLY	-	expression tag	UNP Q6ZEI2
C	-9	ALA	-	expression tag	UNP Q6ZEI2
C	-8	SER	-	expression tag	UNP Q6ZEI2
C	-7	GLY	-	expression tag	UNP Q6ZEI2
C	-6	SER	-	expression tag	UNP Q6ZEI2
C	-5	GLY	-	expression tag	UNP Q6ZEI2
C	-4	THR	-	expression tag	UNP Q6ZEI2
C	-3	GLY	-	expression tag	UNP Q6ZEI2
C	-2	SER	-	expression tag	UNP Q6ZEI2
C	-1	GLY	-	expression tag	UNP Q6ZEI2
C	0	SER	-	expression tag	UNP Q6ZEI2
D	-10	GLY	-	expression tag	UNP Q6ZEI2
D	-9	ALA	-	expression tag	UNP Q6ZEI2
D	-8	SER	-	expression tag	UNP Q6ZEI2
D	-7	GLY	-	expression tag	UNP Q6ZEI2
D	-6	SER	-	expression tag	UNP Q6ZEI2
D	-5	GLY	-	expression tag	UNP Q6ZEI2
D	-4	THR	-	expression tag	UNP Q6ZEI2
D	-3	GLY	-	expression tag	UNP Q6ZEI2
D	-2	SER	-	expression tag	UNP Q6ZEI2
D	-1	GLY	-	expression tag	UNP Q6ZEI2
D	0	SER	-	expression tag	UNP Q6ZEI2

- Molecule 2 is a protein called CRISPR-associated endoribonuclease Cas2 1.

Mol	Chain	Residues	Atoms					ZeroOcc	AltConf	Trace	
2	M	93	Total	C	H	N	O	S	0	0	0
			1502	490	748	124	136	4			
2	N	93	Total	C	H	N	O	S	0	0	0
			1513	490	759	124	136	4			
2	U	93	Total	C	H	N	O	S	0	0	0
			1502	490	748	124	136	4			
2	V	93	Total	C	H	N	O	S	0	0	0
			1513	490	759	124	136	4			

Continued on next page...

Continued from previous page...

Mol	Chain	Residues	Atoms					ZeroOcc	AltConf	Trace	
			Total	C	H	N	O				S
2	e	93	Total	C	H	N	O	S	0	0	0
			1502	490	748	124	136	4			
2	f	93	Total	C	H	N	O	S	0	0	0
			1513	490	759	124	136	4			
2	m	93	Total	C	H	N	O	S	0	0	0
			1502	490	748	124	136	4			
2	n	93	Total	C	H	N	O	S	0	0	0
			1513	490	759	124	136	4			
2	u	93	Total	C	H	N	O	S	0	0	0
			1502	490	748	124	136	4			
2	v	93	Total	C	H	N	O	S	0	0	0
			1513	490	759	124	136	4			
2	E	93	Total	C	H	N	O	S	0	0	0
			1502	490	748	124	136	4			
2	F	93	Total	C	H	N	O	S	0	0	0
			1513	490	759	124	136	4			

There are 132 discrepancies between the modelled and reference sequences:

Chain	Residue	Modelled	Actual	Comment	Reference
M	-10	GLY	-	expression tag	UNP Q6ZEI1
M	-9	ALA	-	expression tag	UNP Q6ZEI1
M	-8	SER	-	expression tag	UNP Q6ZEI1
M	-7	GLY	-	expression tag	UNP Q6ZEI1
M	-6	SER	-	expression tag	UNP Q6ZEI1
M	-5	GLY	-	expression tag	UNP Q6ZEI1
M	-4	THR	-	expression tag	UNP Q6ZEI1
M	-3	GLY	-	expression tag	UNP Q6ZEI1
M	-2	SER	-	expression tag	UNP Q6ZEI1
M	-1	GLY	-	expression tag	UNP Q6ZEI1
M	0	SER	-	expression tag	UNP Q6ZEI1
N	-10	GLY	-	expression tag	UNP Q6ZEI1
N	-9	ALA	-	expression tag	UNP Q6ZEI1
N	-8	SER	-	expression tag	UNP Q6ZEI1
N	-7	GLY	-	expression tag	UNP Q6ZEI1
N	-6	SER	-	expression tag	UNP Q6ZEI1
N	-5	GLY	-	expression tag	UNP Q6ZEI1
N	-4	THR	-	expression tag	UNP Q6ZEI1
N	-3	GLY	-	expression tag	UNP Q6ZEI1
N	-2	SER	-	expression tag	UNP Q6ZEI1
N	-1	GLY	-	expression tag	UNP Q6ZEI1
N	0	SER	-	expression tag	UNP Q6ZEI1
U	-10	GLY	-	expression tag	UNP Q6ZEI1

Continued on next page...

*Continued from previous page...*

Chain	Residue	Modelled	Actual	Comment	Reference
U	-9	ALA	-	expression tag	UNP Q6ZEI1
U	-8	SER	-	expression tag	UNP Q6ZEI1
U	-7	GLY	-	expression tag	UNP Q6ZEI1
U	-6	SER	-	expression tag	UNP Q6ZEI1
U	-5	GLY	-	expression tag	UNP Q6ZEI1
U	-4	THR	-	expression tag	UNP Q6ZEI1
U	-3	GLY	-	expression tag	UNP Q6ZEI1
U	-2	SER	-	expression tag	UNP Q6ZEI1
U	-1	GLY	-	expression tag	UNP Q6ZEI1
U	0	SER	-	expression tag	UNP Q6ZEI1
V	-10	GLY	-	expression tag	UNP Q6ZEI1
V	-9	ALA	-	expression tag	UNP Q6ZEI1
V	-8	SER	-	expression tag	UNP Q6ZEI1
V	-7	GLY	-	expression tag	UNP Q6ZEI1
V	-6	SER	-	expression tag	UNP Q6ZEI1
V	-5	GLY	-	expression tag	UNP Q6ZEI1
V	-4	THR	-	expression tag	UNP Q6ZEI1
V	-3	GLY	-	expression tag	UNP Q6ZEI1
V	-2	SER	-	expression tag	UNP Q6ZEI1
V	-1	GLY	-	expression tag	UNP Q6ZEI1
V	0	SER	-	expression tag	UNP Q6ZEI1
e	-10	GLY	-	expression tag	UNP Q6ZEI1
e	-9	ALA	-	expression tag	UNP Q6ZEI1
e	-8	SER	-	expression tag	UNP Q6ZEI1
e	-7	GLY	-	expression tag	UNP Q6ZEI1
e	-6	SER	-	expression tag	UNP Q6ZEI1
e	-5	GLY	-	expression tag	UNP Q6ZEI1
e	-4	THR	-	expression tag	UNP Q6ZEI1
e	-3	GLY	-	expression tag	UNP Q6ZEI1
e	-2	SER	-	expression tag	UNP Q6ZEI1
e	-1	GLY	-	expression tag	UNP Q6ZEI1
e	0	SER	-	expression tag	UNP Q6ZEI1
f	-10	GLY	-	expression tag	UNP Q6ZEI1
f	-9	ALA	-	expression tag	UNP Q6ZEI1
f	-8	SER	-	expression tag	UNP Q6ZEI1
f	-7	GLY	-	expression tag	UNP Q6ZEI1
f	-6	SER	-	expression tag	UNP Q6ZEI1
f	-5	GLY	-	expression tag	UNP Q6ZEI1
f	-4	THR	-	expression tag	UNP Q6ZEI1
f	-3	GLY	-	expression tag	UNP Q6ZEI1
f	-2	SER	-	expression tag	UNP Q6ZEI1
f	-1	GLY	-	expression tag	UNP Q6ZEI1

*Continued on next page...*

*Continued from previous page...*

Chain	Residue	Modelled	Actual	Comment	Reference
f	0	SER	-	expression tag	UNP Q6ZEI1
m	-10	GLY	-	expression tag	UNP Q6ZEI1
m	-9	ALA	-	expression tag	UNP Q6ZEI1
m	-8	SER	-	expression tag	UNP Q6ZEI1
m	-7	GLY	-	expression tag	UNP Q6ZEI1
m	-6	SER	-	expression tag	UNP Q6ZEI1
m	-5	GLY	-	expression tag	UNP Q6ZEI1
m	-4	THR	-	expression tag	UNP Q6ZEI1
m	-3	GLY	-	expression tag	UNP Q6ZEI1
m	-2	SER	-	expression tag	UNP Q6ZEI1
m	-1	GLY	-	expression tag	UNP Q6ZEI1
m	0	SER	-	expression tag	UNP Q6ZEI1
n	-10	GLY	-	expression tag	UNP Q6ZEI1
n	-9	ALA	-	expression tag	UNP Q6ZEI1
n	-8	SER	-	expression tag	UNP Q6ZEI1
n	-7	GLY	-	expression tag	UNP Q6ZEI1
n	-6	SER	-	expression tag	UNP Q6ZEI1
n	-5	GLY	-	expression tag	UNP Q6ZEI1
n	-4	THR	-	expression tag	UNP Q6ZEI1
n	-3	GLY	-	expression tag	UNP Q6ZEI1
n	-2	SER	-	expression tag	UNP Q6ZEI1
n	-1	GLY	-	expression tag	UNP Q6ZEI1
n	0	SER	-	expression tag	UNP Q6ZEI1
u	-10	GLY	-	expression tag	UNP Q6ZEI1
u	-9	ALA	-	expression tag	UNP Q6ZEI1
u	-8	SER	-	expression tag	UNP Q6ZEI1
u	-7	GLY	-	expression tag	UNP Q6ZEI1
u	-6	SER	-	expression tag	UNP Q6ZEI1
u	-5	GLY	-	expression tag	UNP Q6ZEI1
u	-4	THR	-	expression tag	UNP Q6ZEI1
u	-3	GLY	-	expression tag	UNP Q6ZEI1
u	-2	SER	-	expression tag	UNP Q6ZEI1
u	-1	GLY	-	expression tag	UNP Q6ZEI1
u	0	SER	-	expression tag	UNP Q6ZEI1
v	-10	GLY	-	expression tag	UNP Q6ZEI1
v	-9	ALA	-	expression tag	UNP Q6ZEI1
v	-8	SER	-	expression tag	UNP Q6ZEI1
v	-7	GLY	-	expression tag	UNP Q6ZEI1
v	-6	SER	-	expression tag	UNP Q6ZEI1
v	-5	GLY	-	expression tag	UNP Q6ZEI1
v	-4	THR	-	expression tag	UNP Q6ZEI1
v	-3	GLY	-	expression tag	UNP Q6ZEI1

*Continued on next page...*

Continued from previous page...

Chain	Residue	Modelled	Actual	Comment	Reference
v	-2	SER	-	expression tag	UNP Q6ZEI1
v	-1	GLY	-	expression tag	UNP Q6ZEI1
v	0	SER	-	expression tag	UNP Q6ZEI1
E	-10	GLY	-	expression tag	UNP Q6ZEI1
E	-9	ALA	-	expression tag	UNP Q6ZEI1
E	-8	SER	-	expression tag	UNP Q6ZEI1
E	-7	GLY	-	expression tag	UNP Q6ZEI1
E	-6	SER	-	expression tag	UNP Q6ZEI1
E	-5	GLY	-	expression tag	UNP Q6ZEI1
E	-4	THR	-	expression tag	UNP Q6ZEI1
E	-3	GLY	-	expression tag	UNP Q6ZEI1
E	-2	SER	-	expression tag	UNP Q6ZEI1
E	-1	GLY	-	expression tag	UNP Q6ZEI1
E	0	SER	-	expression tag	UNP Q6ZEI1
F	-10	GLY	-	expression tag	UNP Q6ZEI1
F	-9	ALA	-	expression tag	UNP Q6ZEI1
F	-8	SER	-	expression tag	UNP Q6ZEI1
F	-7	GLY	-	expression tag	UNP Q6ZEI1
F	-6	SER	-	expression tag	UNP Q6ZEI1
F	-5	GLY	-	expression tag	UNP Q6ZEI1
F	-4	THR	-	expression tag	UNP Q6ZEI1
F	-3	GLY	-	expression tag	UNP Q6ZEI1
F	-2	SER	-	expression tag	UNP Q6ZEI1
F	-1	GLY	-	expression tag	UNP Q6ZEI1
F	0	SER	-	expression tag	UNP Q6ZEI1

- Molecule 3 is a DNA chain called DNA (36-MER).

Mol	Chain	Residues	Atoms					ZeroOcc	AltConf	Trace
3	O	30	Total	C	N	O	P	0	0	0
			610	292	98	190	30			
3	W	30	Total	C	N	O	P	0	0	0
			610	292	98	190	30			
3	g	30	Total	C	N	O	P	0	0	0
			610	292	98	190	30			
3	o	30	Total	C	N	O	P	0	0	0
			610	292	98	190	30			
3	w	30	Total	C	N	O	P	0	0	0
			610	292	98	190	30			
3	G	30	Total	C	N	O	P	0	0	0
			610	292	98	190	30			

- Molecule 4 is a DNA chain called DNA (36-MER).

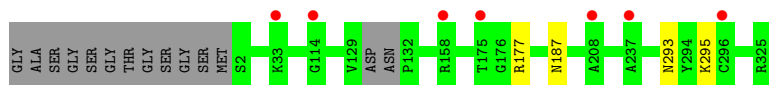


Mol	Chain	Residues	Atoms					ZeroOcc	AltConf	Trace
4	P	29	Total	C	N	O	P	0	0	0
			597	283	113	172	29			
4	X	29	Total	C	N	O	P	0	0	0
			597	283	113	172	29			
4	h	29	Total	C	N	O	P	0	0	0
			597	283	113	172	29			
4	p	29	Total	C	N	O	P	0	0	0
			597	283	113	172	29			
4	x	29	Total	C	N	O	P	0	0	0
			597	283	113	172	29			
4	H	29	Total	C	N	O	P	0	0	0
			597	283	113	172	29			

### 3 Residue-property plots [i](#)

These plots are drawn for all protein, RNA, DNA and oligosaccharide chains in the entry. The first graphic for a chain summarises the proportions of the various outlier classes displayed in the second graphic. The second graphic shows the sequence view annotated by issues in geometry and electron density. Residues are color-coded according to the number of geometric quality criteria for which they contain at least one outlier: green = 0, yellow = 1, orange = 2 and red = 3 or more. A red dot above a residue indicates a poor fit to the electron density ( $RSRZ > 2$ ). Stretches of 2 or more consecutive residues without any outlier are shown as a green connector. Residues present in the sample, but not in the model, are shown in grey.

- Molecule 1: CRISPR-associated endonuclease Cas1



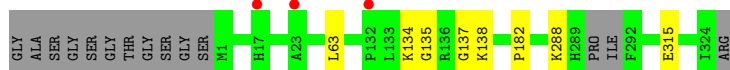
- Molecule 1: CRISPR-associated endonuclease Cas1



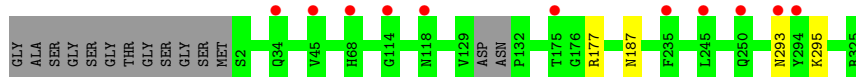
- Molecule 1: CRISPR-associated endonuclease Cas1



- Molecule 1: CRISPR-associated endonuclease Cas1



- Molecule 1: CRISPR-associated endonuclease Cas1



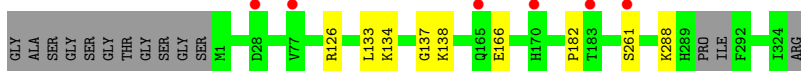
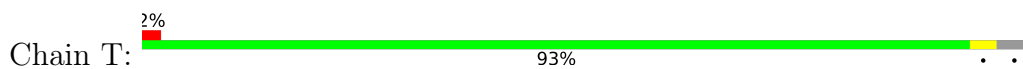
- Molecule 1: CRISPR-associated endonuclease Cas1



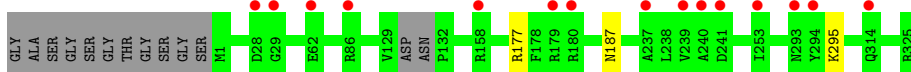
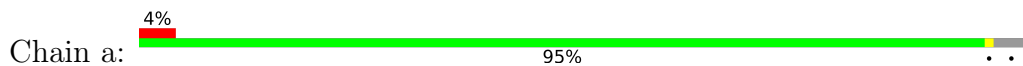
- Molecule 1: CRISPR-associated endonuclease Cas1



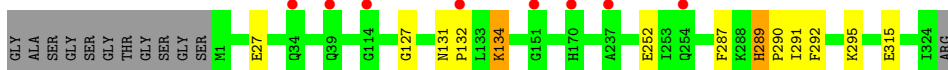
- Molecule 1: CRISPR-associated endonuclease Cas1



- Molecule 1: CRISPR-associated endonuclease Cas1



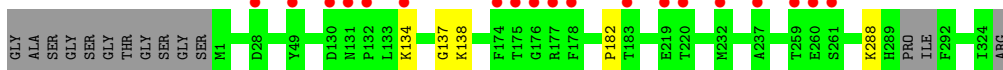
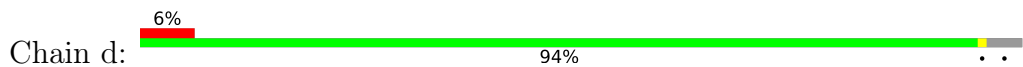
- Molecule 1: CRISPR-associated endonuclease Cas1



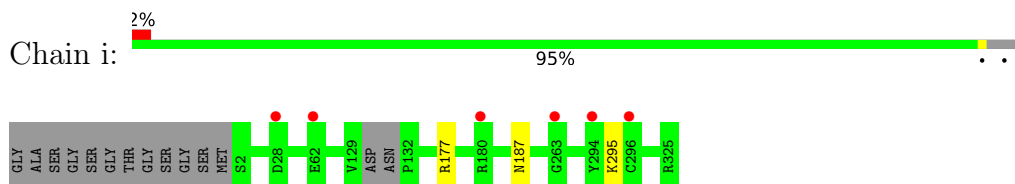
- Molecule 1: CRISPR-associated endonuclease Cas1



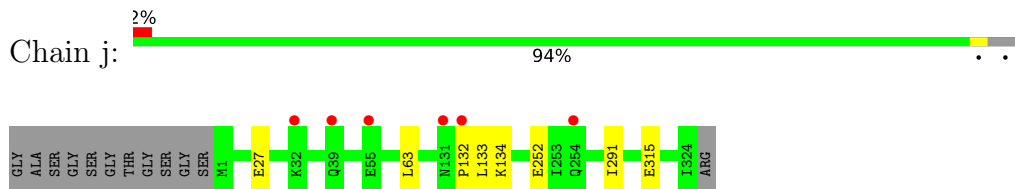
- Molecule 1: CRISPR-associated endonuclease Cas1



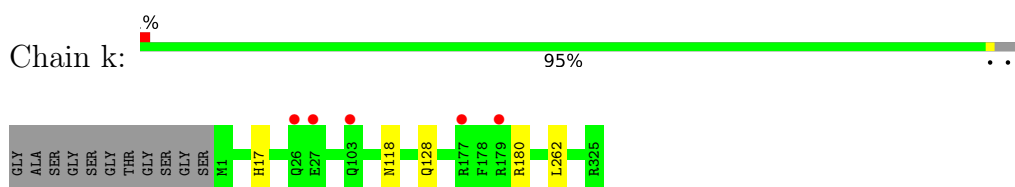
- Molecule 1: CRISPR-associated endonuclease Cas1



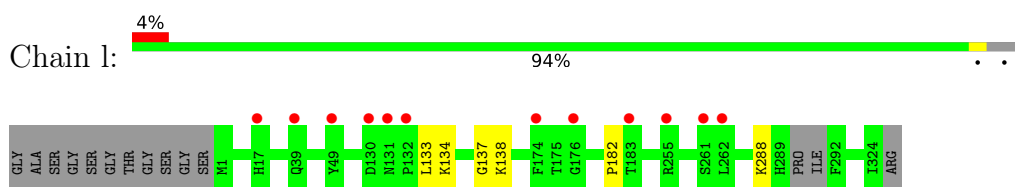
- Molecule 1: CRISPR-associated endonuclease Cas1



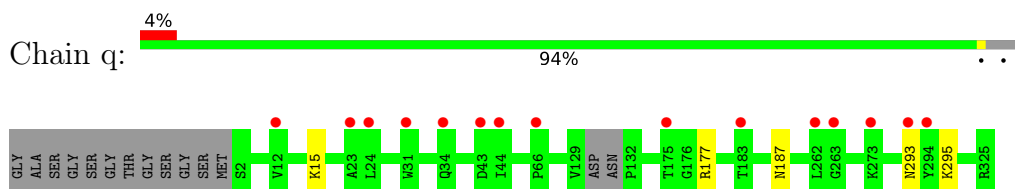
- Molecule 1: CRISPR-associated endonuclease Cas1



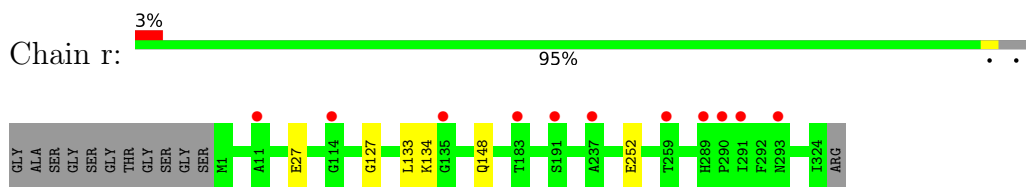
- Molecule 1: CRISPR-associated endonuclease Cas1



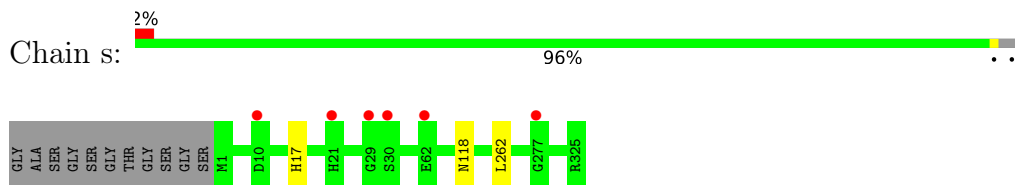
- Molecule 1: CRISPR-associated endonuclease Cas1



- Molecule 1: CRISPR-associated endonuclease Cas1



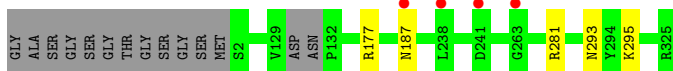
- Molecule 1: CRISPR-associated endonuclease Cas1



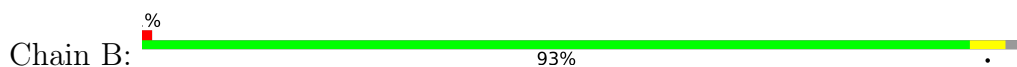
- Molecule 1: CRISPR-associated endonuclease Cas1



- Molecule 1: CRISPR-associated endonuclease Cas1



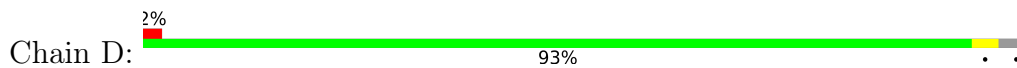
- Molecule 1: CRISPR-associated endonuclease Cas1



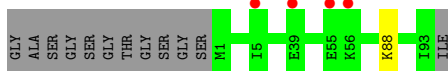
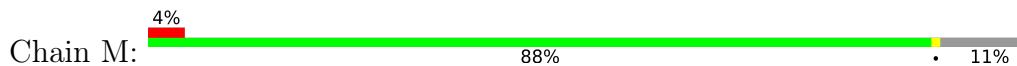
- Molecule 1: CRISPR-associated endonuclease Cas1



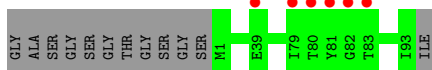
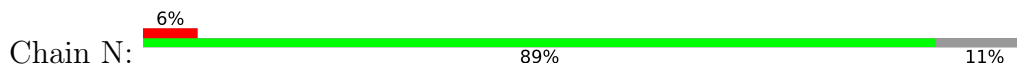
- Molecule 1: CRISPR-associated endonuclease Cas1



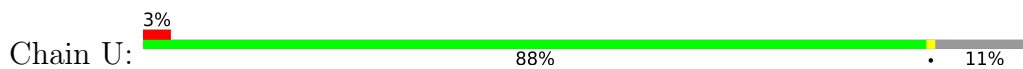
- Molecule 2: CRISPR-associated endonuclease Cas2 1



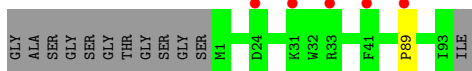
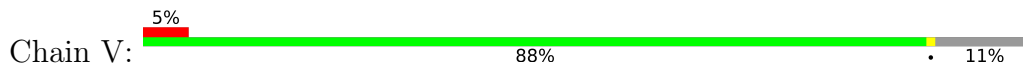
- Molecule 2: CRISPR-associated endonuclease Cas2 1




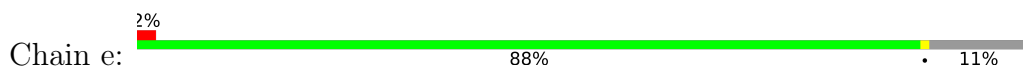
- Molecule 2: CRISPR-associated endonuclease Cas2 1




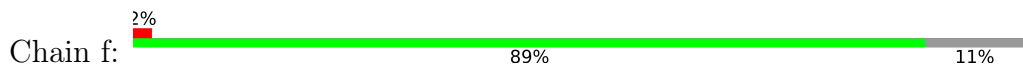
- Molecule 2: CRISPR-associated endoribonuclease Cas2 1




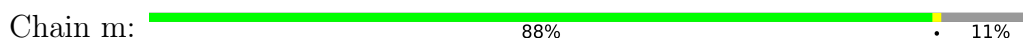
- Molecule 2: CRISPR-associated endoribonuclease Cas2 1




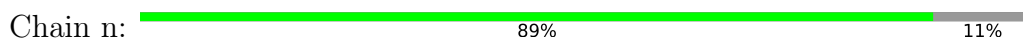
- Molecule 2: CRISPR-associated endoribonuclease Cas2 1



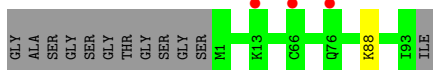
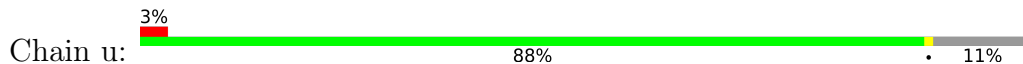
- Molecule 2: CRISPR-associated endoribonuclease Cas2 1




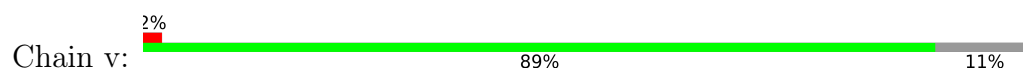
- Molecule 2: CRISPR-associated endoribonuclease Cas2 1




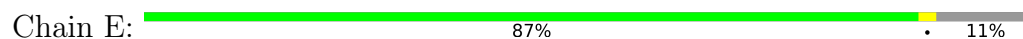
- Molecule 2: CRISPR-associated endoribonuclease Cas2 1




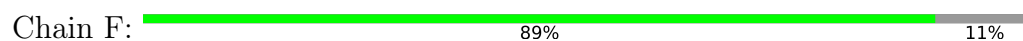
- Molecule 2: CRISPR-associated endoribonuclease Cas2 1



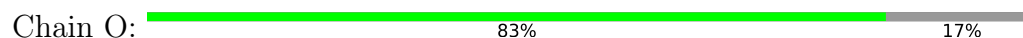
- Molecule 2: CRISPR-associated endoribonuclease Cas2 1



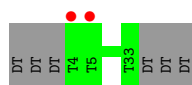
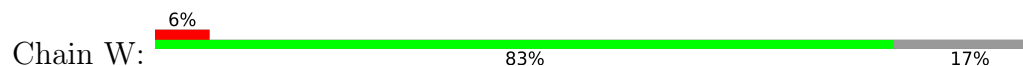
- Molecule 2: CRISPR-associated endoribonuclease Cas2 1



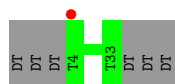
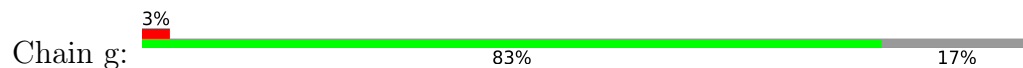
- Molecule 3: DNA (36-MER)



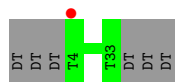
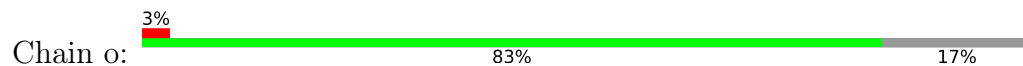
- Molecule 3: DNA (36-MER)



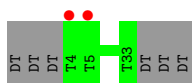
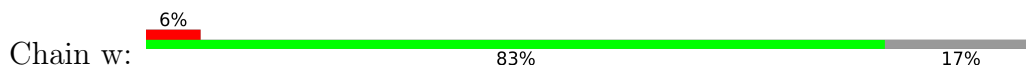
- Molecule 3: DNA (36-MER)



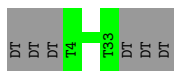
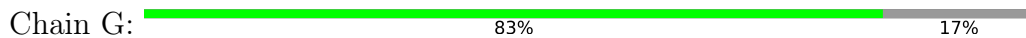
- Molecule 3: DNA (36-MER)




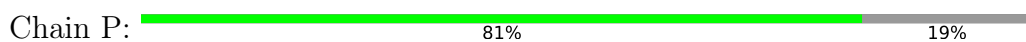
- Molecule 3: DNA (36-MER)




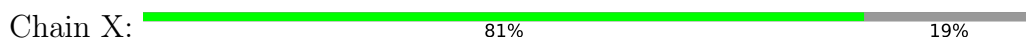
- Molecule 3: DNA (36-MER)




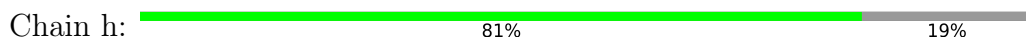
- Molecule 4: DNA (36-MER)



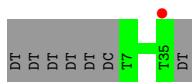
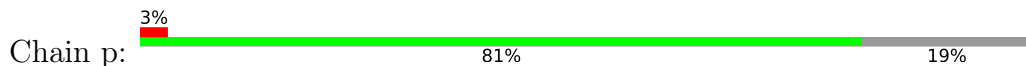
- Molecule 4: DNA (36-MER)




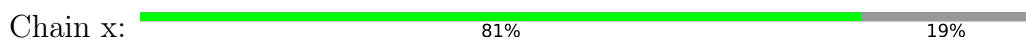
- Molecule 4: DNA (36-MER)



- Molecule 4: DNA (36-MER)


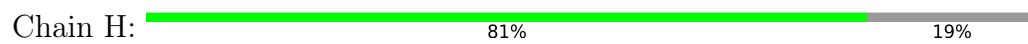


- Molecule 4: DNA (36-MER)



- Molecule 4: DNA (36-MER)





## 4 Data and refinement statistics i

Property	Value	Source
Space group	P 31	Depositor
Cell constants a, b, c, $\alpha$ , $\beta$ , $\gamma$	185.40Å 185.40Å 382.85Å 90.00° 90.00° 120.00°	Depositor
Resolution (Å)	47.56 – 3.70 49.36 – 3.70	Depositor EDS
% Data completeness (in resolution range)	99.8 (47.56-3.70) 99.9 (49.36-3.70)	Depositor EDS
$R_{merge}$	(Not available)	Depositor
$R_{sym}$	(Not available)	Depositor
$\langle I/\sigma(I) \rangle$ <sup>1</sup>	1.84 (at 3.67Å)	Xtrriage
Refinement program	PHENIX 1.15.2_3472	Depositor
R, $R_{free}$	0.295 , 0.341 0.295 , 0.340	Depositor DCC
$R_{free}$ test set	1573 reflections (1.00%)	wwPDB-VP
Wilson B-factor (Å <sup>2</sup> )	129.3	Xtrriage
Anisotropy	0.494	Xtrriage
Bulk solvent $k_{sol}$ (e/Å <sup>3</sup> ), $B_{sol}$ (Å <sup>2</sup> )	0.33 , 97.8	EDS
L-test for twinning <sup>2</sup>	$\langle  L  \rangle = 0.47$ , $\langle L^2 \rangle = 0.29$	Xtrriage
Estimated twinning fraction	0.036 for -h,-k,l 0.398 for h,-h-k,-l 0.036 for -k,-h,-l	Xtrriage
$F_o, F_c$ correlation	0.90	EDS
Total number of atoms	146030	wwPDB-VP
Average B, all atoms (Å <sup>2</sup> )	155.0	wwPDB-VP

Xtrriage's analysis on translational NCS is as follows: *The largest off-origin peak in the Patterson function is 2.47% of the height of the origin peak. No significant pseudotranslation is detected.*

<sup>1</sup>Intensities estimated from amplitudes.

<sup>2</sup>Theoretical values of  $\langle |L| \rangle$ ,  $\langle L^2 \rangle$  for acentric reflections are 0.5, 0.333 respectively for untwinned datasets, and 0.375, 0.2 for perfectly twinned datasets.

## 5 Model quality i

### 5.1 Standard geometry i

The Z score for a bond length (or angle) is the number of standard deviations the observed value is removed from the expected value. A bond length (or angle) with  $|Z| > 5$  is considered an outlier worth inspection. RMSZ is the root-mean-square of all Z scores of the bond lengths (or angles).

Mol	Chain	Bond lengths		Bond angles	
		RMSZ	# Z  >5	RMSZ	# Z  >5
1	A	0.33	0/2646	0.60	1/3577 (0.0%)
1	B	0.31	0/2660	0.58	1/3599 (0.0%)
1	C	0.30	0/2671	0.55	0/3613
1	D	0.33	2/2643 (0.1%)	0.63	3/3573 (0.1%)
1	I	0.28	0/2646	0.57	0/3577
1	J	0.28	0/2660	0.55	0/3599
1	K	0.31	0/2671	0.59	2/3613 (0.1%)
1	L	0.28	0/2643	0.57	1/3573 (0.0%)
1	Q	0.28	0/2646	0.56	0/3577
1	R	0.28	0/2660	0.56	0/3599
1	S	0.28	0/2671	0.54	0/3613
1	T	0.29	0/2643	0.59	3/3573 (0.1%)
1	a	0.28	0/2654	0.55	0/3587
1	b	0.30	0/2660	0.61	0/3599
1	c	0.28	0/2671	0.52	0/3613
1	d	0.27	0/2643	0.54	0/3573
1	i	0.28	0/2646	0.54	0/3577
1	j	0.28	0/2660	0.57	0/3599
1	k	0.28	0/2671	0.54	0/3613
1	l	0.27	0/2643	0.55	1/3573 (0.0%)
1	q	0.28	0/2646	0.57	0/3577
1	r	0.28	0/2660	0.57	0/3599
1	s	0.28	0/2671	0.54	0/3613
1	t	0.29	0/2643	0.56	0/3573
2	E	0.33	0/769	0.53	0/1038
2	F	0.28	0/769	0.54	0/1038
2	M	0.26	0/769	0.49	0/1038
2	N	0.27	0/769	0.54	0/1038
2	U	0.27	0/769	0.53	0/1038
2	V	0.30	0/769	0.57	0/1038
2	e	0.28	0/769	0.55	0/1038
2	f	0.27	0/769	0.53	0/1038
2	m	0.26	0/769	0.53	0/1038
2	n	0.27	0/769	0.54	0/1038

Mol	Chain	Bond lengths		Bond angles	
		RMSZ	# Z  >5	RMSZ	# Z  >5
2	u	0.27	0/769	0.53	0/1038
2	v	0.26	0/769	0.55	0/1038
3	G	0.59	0/679	1.01	0/1046
3	O	0.51	0/679	0.99	0/1046
3	W	0.53	0/679	1.01	0/1046
3	g	0.55	0/679	1.00	0/1046
3	o	0.57	0/679	1.00	0/1046
3	w	0.51	0/679	1.00	0/1046
4	H	0.54	0/670	0.89	0/1032
4	P	0.54	0/670	0.90	0/1032
4	X	0.53	0/670	0.90	0/1032
4	h	0.55	0/670	0.91	0/1032
4	p	0.54	0/670	0.89	0/1032
4	x	0.51	0/670	0.90	0/1032
All	All	0.32	2/81050 (0.0%)	0.62	12/111106 (0.0%)

Chiral center outliers are detected by calculating the chiral volume of a chiral center and verifying if the center is modelled as a planar moiety or with the opposite hand. A planarity outlier is detected by checking planarity of atoms in a peptide group, atoms in a mainchain group or atoms of a sidechain that are expected to be planar.

Mol	Chain	#Chirality outliers	#Planarity outliers
1	B	0	1
1	D	0	2
1	J	0	2
1	T	0	1
1	b	0	1
1	c	0	1
1	k	0	1
1	s	0	1
1	t	0	2
All	All	0	12

All (2) bond length outliers are listed below:

Mol	Chain	Res	Type	Atoms	Z	Observed(Å)	Ideal(Å)
1	D	252	GLU	CD-OE1	-5.58	1.19	1.25
1	D	252	GLU	CD-OE2	-5.04	1.20	1.25

All (12) bond angle outliers are listed below:

Mol	Chain	Res	Type	Atoms	Z	Observed(°)	Ideal(°)
1	D	266	ARG	CB-CG-CD	8.69	134.20	111.60
1	D	266	ARG	CA-CB-CG	8.09	131.19	113.40
1	T	126	ARG	NE-CZ-NH2	-7.31	116.64	120.30
1	T	133	LEU	N-CA-C	6.80	129.37	111.00
1	A	281	ARG	NE-CZ-NH1	6.73	123.67	120.30
1	K	136	ARG	NE-CZ-NH2	-6.72	116.94	120.30
1	D	266	ARG	CG-CD-NE	5.66	123.68	111.80
1	K	155	LEU	CB-CG-CD2	-5.64	101.41	111.00
1	T	126	ARG	NE-CZ-NH1	5.51	123.06	120.30
1	B	198	ARG	CG-CD-NE	5.45	123.23	111.80
1	l	133	LEU	CA-CB-CG	5.36	127.62	115.30
1	L	63	LEU	CA-CB-CG	5.08	126.98	115.30

There are no chirality outliers.

All (12) planarity outliers are listed below:

Mol	Chain	Res	Type	Group
1	B	131	ASN	Peptide
1	D	132	PRO	Peptide
1	D	265	PHE	Peptide
1	J	131	ASN	Peptide
1	J	137	GLY	Peptide
1	T	261	SER	Peptide
1	b	290	PRO	Peptide
1	c	262	LEU	Peptide
1	k	262	LEU	Peptide
1	s	262	LEU	Peptide
1	t	132	PRO	Peptide
1	t	261	SER	Peptide

## 5.2 Too-close contacts [i](#)

Due to software issues we are unable to calculate clashes - this section is therefore empty.

## 5.3 Torsion angles [i](#)

### 5.3.1 Protein backbone [i](#)

In the following table, the Percentiles column shows the percent Ramachandran outliers of the chain as a percentile score with respect to all X-ray entries followed by that with respect to entries of similar resolution.

The Analysed column shows the number of residues for which the backbone conformation was analysed, and the total number of residues.

Mol	Chain	Analysed	Favoured	Allowed	Outliers	Percentiles	
1	A	318/336 (95%)	277 (87%)	40 (13%)	1 (0%)	41	74
1	B	322/336 (96%)	273 (85%)	44 (14%)	5 (2%)	9	43
1	C	323/336 (96%)	281 (87%)	41 (13%)	1 (0%)	41	74
1	D	318/336 (95%)	283 (89%)	30 (9%)	5 (2%)	9	43
1	I	318/336 (95%)	279 (88%)	38 (12%)	1 (0%)	41	74
1	J	322/336 (96%)	274 (85%)	43 (13%)	5 (2%)	9	43
1	K	323/336 (96%)	278 (86%)	45 (14%)	0	100	100
1	L	318/336 (95%)	278 (87%)	34 (11%)	6 (2%)	8	40
1	Q	318/336 (95%)	278 (87%)	39 (12%)	1 (0%)	41	74
1	R	322/336 (96%)	273 (85%)	46 (14%)	3 (1%)	17	54
1	S	323/336 (96%)	278 (86%)	44 (14%)	1 (0%)	41	74
1	T	318/336 (95%)	283 (89%)	30 (9%)	5 (2%)	9	43
1	a	319/336 (95%)	276 (86%)	42 (13%)	1 (0%)	41	74
1	b	322/336 (96%)	278 (86%)	36 (11%)	8 (2%)	5	35
1	c	323/336 (96%)	284 (88%)	38 (12%)	1 (0%)	41	74
1	d	318/336 (95%)	281 (88%)	32 (10%)	5 (2%)	9	43
1	i	318/336 (95%)	275 (86%)	42 (13%)	1 (0%)	41	74
1	j	322/336 (96%)	272 (84%)	46 (14%)	4 (1%)	13	48
1	k	323/336 (96%)	282 (87%)	40 (12%)	1 (0%)	41	74
1	l	318/336 (95%)	283 (89%)	30 (9%)	5 (2%)	9	43
1	q	318/336 (95%)	278 (87%)	39 (12%)	1 (0%)	41	74
1	r	322/336 (96%)	273 (85%)	46 (14%)	3 (1%)	17	54
1	s	323/336 (96%)	275 (85%)	47 (15%)	1 (0%)	41	74
1	t	318/336 (95%)	282 (89%)	30 (9%)	6 (2%)	8	40
2	E	91/105 (87%)	86 (94%)	4 (4%)	1 (1%)	14	50
2	F	91/105 (87%)	83 (91%)	8 (9%)	0	100	100
2	M	91/105 (87%)	86 (94%)	5 (6%)	0	100	100
2	N	91/105 (87%)	85 (93%)	6 (7%)	0	100	100
2	U	91/105 (87%)	87 (96%)	4 (4%)	0	100	100
2	V	91/105 (87%)	85 (93%)	5 (6%)	1 (1%)	14	50

*Continued on next page...*

*Continued from previous page...*

Mol	Chain	Analysed	Favoured	Allowed	Outliers	Percentiles	
2	e	91/105 (87%)	85 (93%)	6 (7%)	0	100	100
2	f	91/105 (87%)	86 (94%)	5 (6%)	0	100	100
2	m	91/105 (87%)	87 (96%)	4 (4%)	0	100	100
2	n	91/105 (87%)	86 (94%)	5 (6%)	0	100	100
2	u	91/105 (87%)	86 (94%)	5 (6%)	0	100	100
2	v	91/105 (87%)	85 (93%)	6 (7%)	0	100	100
All	All	8779/9324 (94%)	7701 (88%)	1005 (11%)	73 (1%)	19	56

All (73) Ramachandran outliers are listed below:

Mol	Chain	Res	Type
1	T	134	LYS
1	b	132	PRO
1	l	138	LYS
1	I	295	LYS
1	J	27	GLU
1	J	252	GLU
1	L	134	LYS
1	L	137	GLY
1	L	138	LYS
1	Q	295	LYS
1	R	252	GLU
1	T	138	LYS
1	a	295	LYS
1	b	27	GLU
1	b	252	GLU
1	b	289	HIS
1	d	134	LYS
1	d	137	GLY
1	d	138	LYS
1	i	295	LYS
1	j	27	GLU
1	j	252	GLU
1	l	134	LYS
1	l	137	GLY
1	q	295	LYS
1	r	252	GLU
1	t	134	LYS
1	t	138	LYS
1	B	27	GLU

*Continued on next page...*

*Continued from previous page...*

<b>Mol</b>	<b>Chain</b>	<b>Res</b>	<b>Type</b>
1	B	136	ARG
1	B	252	GLU
1	D	134	LYS
1	D	138	LYS
1	R	27	GLU
1	T	288	LYS
1	b	291	ILE
1	l	288	LYS
1	r	27	GLU
1	A	295	LYS
1	L	135	GLY
1	L	288	LYS
1	R	127	GLY
1	b	131	ASN
1	c	17	HIS
1	d	288	LYS
1	r	127	GLY
1	s	17	HIS
1	t	135	GLY
1	t	288	LYS
1	C	17	HIS
1	D	137	GLY
1	D	288	LYS
1	J	132	PRO
1	S	17	HIS
1	k	17	HIS
1	l	182	PRO
1	L	182	PRO
1	T	137	GLY
1	b	127	GLY
1	b	134	LYS
1	d	182	PRO
1	B	132	PRO
1	t	182	PRO
1	T	182	PRO
1	t	137	GLY
1	D	182	PRO
1	J	131	ASN
2	V	89	PRO
1	j	132	PRO
1	j	291	ILE
1	B	291	ILE

*Continued on next page...*



*Continued from previous page...*

Mol	Chain	Res	Type
1	J	291	ILE
2	E	89	PRO

### 5.3.2 Protein sidechains [i](#)

In the following table, the Percentiles column shows the percent sidechain outliers of the chain as a percentile score with respect to all X-ray entries followed by that with respect to entries of similar resolution.

The Analysed column shows the number of residues for which the sidechain conformation was analysed, and the total number of residues.

Mol	Chain	Analysed	Rotameric	Outliers	Percentiles	
1	A	272/280 (97%)	269 (99%)	3 (1%)	73	85
1	B	274/280 (98%)	273 (100%)	1 (0%)	91	95
1	C	275/280 (98%)	273 (99%)	2 (1%)	84	91
1	D	272/280 (97%)	272 (100%)	0	100	100
1	I	272/280 (97%)	269 (99%)	3 (1%)	73	85
1	J	274/280 (98%)	272 (99%)	2 (1%)	84	91
1	K	275/280 (98%)	273 (99%)	2 (1%)	84	91
1	L	272/280 (97%)	272 (100%)	0	100	100
1	Q	272/280 (97%)	269 (99%)	3 (1%)	73	85
1	R	274/280 (98%)	271 (99%)	3 (1%)	73	85
1	S	275/280 (98%)	274 (100%)	1 (0%)	91	95
1	T	272/280 (97%)	272 (100%)	0	100	100
1	a	273/280 (98%)	271 (99%)	2 (1%)	84	91
1	b	274/280 (98%)	269 (98%)	5 (2%)	59	77
1	c	275/280 (98%)	274 (100%)	1 (0%)	91	95
1	d	272/280 (97%)	272 (100%)	0	100	100
1	i	272/280 (97%)	270 (99%)	2 (1%)	84	91
1	j	274/280 (98%)	271 (99%)	3 (1%)	73	85
1	k	275/280 (98%)	273 (99%)	2 (1%)	84	91
1	l	272/280 (97%)	272 (100%)	0	100	100
1	q	272/280 (97%)	268 (98%)	4 (2%)	65	81
1	r	274/280 (98%)	272 (99%)	2 (1%)	84	91

*Continued on next page...*

Continued from previous page...

Mol	Chain	Analysed	Rotameric	Outliers	Percentiles	
1	s	275/280 (98%)	274 (100%)	1 (0%)	91	95
1	t	272/280 (97%)	272 (100%)	0	100	100
2	E	83/89 (93%)	82 (99%)	1 (1%)	71	84
2	F	83/89 (93%)	83 (100%)	0	100	100
2	M	83/89 (93%)	82 (99%)	1 (1%)	71	84
2	N	83/89 (93%)	83 (100%)	0	100	100
2	U	83/89 (93%)	82 (99%)	1 (1%)	71	84
2	V	83/89 (93%)	83 (100%)	0	100	100
2	e	83/89 (93%)	82 (99%)	1 (1%)	71	84
2	f	83/89 (93%)	83 (100%)	0	100	100
2	m	83/89 (93%)	82 (99%)	1 (1%)	71	84
2	n	83/89 (93%)	83 (100%)	0	100	100
2	u	83/89 (93%)	82 (99%)	1 (1%)	71	84
2	v	83/89 (93%)	83 (100%)	0	100	100
All	All	7555/7788 (97%)	7507 (99%)	48 (1%)	86	93

All (48) residues with a non-rotameric sidechain are listed below:

Mol	Chain	Res	Type
1	I	177	ARG
1	I	187	ASN
1	I	293	ASN
1	J	133	LEU
1	J	134	LYS
1	K	118	ASN
1	K	138	LYS
2	M	88	LYS
1	Q	177	ARG
1	Q	187	ASN
1	Q	293	ASN
1	R	63	LEU
1	R	133	LEU
1	R	134	LYS
1	S	118	ASN
2	U	88	LYS
1	a	177	ARG
1	a	187	ASN

Continued on next page...

*Continued from previous page...*

<b>Mol</b>	<b>Chain</b>	<b>Res</b>	<b>Type</b>
1	b	134	LYS
1	b	287	PHE
1	b	289	HIS
1	b	292	PHE
1	b	295	LYS
1	c	118	ASN
2	e	88	LYS
1	i	177	ARG
1	i	187	ASN
1	j	63	LEU
1	j	133	LEU
1	j	134	LYS
1	k	118	ASN
1	k	128	GLN
2	m	88	LYS
1	q	15	LYS
1	q	177	ARG
1	q	187	ASN
1	q	293	ASN
1	r	133	LEU
1	r	134	LYS
1	s	118	ASN
2	u	88	LYS
1	A	177	ARG
1	A	187	ASN
1	A	293	ASN
1	B	133	LEU
1	C	118	ASN
1	C	282	LYS
2	E	88	LYS

Sometimes sidechains can be flipped to improve hydrogen bonding and reduce clashes. All (55) such sidechains are listed below:

<b>Mol</b>	<b>Chain</b>	<b>Res</b>	<b>Type</b>
1	I	89	GLN
1	I	98	HIS
1	I	103	GLN
1	I	143	GLN
1	I	218	HIS
1	J	94	GLN
1	K	314	GLN
1	L	94	GLN

*Continued on next page...*

*Continued from previous page...*

<b>Mol</b>	<b>Chain</b>	<b>Res</b>	<b>Type</b>
1	Q	118	ASN
1	Q	143	GLN
1	Q	148	GLN
1	R	94	GLN
1	R	224	GLN
1	S	26	GLN
1	S	103	GLN
1	S	128	GLN
1	S	131	ASN
1	S	314	GLN
1	a	200	GLN
1	b	8	GLN
1	b	224	GLN
1	c	89	GLN
1	c	103	GLN
1	c	117	HIS
1	c	131	ASN
1	c	314	GLN
1	d	21	HIS
1	i	103	GLN
1	i	143	GLN
1	i	200	GLN
1	j	8	GLN
1	j	94	GLN
1	j	224	GLN
1	k	89	GLN
1	k	131	ASN
1	k	314	GLN
1	l	21	HIS
1	q	118	ASN
1	q	143	GLN
1	r	94	GLN
1	s	103	GLN
1	s	128	GLN
1	s	131	ASN
1	s	314	GLN
1	t	224	GLN
1	A	89	GLN
1	A	119	GLN
1	A	143	GLN
1	A	218	HIS
1	B	224	GLN

*Continued on next page...*

*Continued from previous page...*

Mol	Chain	Res	Type
1	C	117	HIS
1	C	128	GLN
1	C	131	ASN
1	C	314	GLN
1	D	314	GLN

### 5.3.3 RNA [i](#)

There are no RNA molecules in this entry.

### 5.4 Non-standard residues in protein, DNA, RNA chains [i](#)

There are no non-standard protein/DNA/RNA residues in this entry.

### 5.5 Carbohydrates [i](#)

There are no monosaccharides in this entry.

### 5.6 Ligand geometry [i](#)

There are no ligands in this entry.

### 5.7 Other polymers [i](#)

There are no such residues in this entry.

### 5.8 Polymer linkage issues [i](#)

There are no chain breaks in this entry.

## 6 Fit of model and data [i](#)

### 6.1 Protein, DNA and RNA chains [i](#)

In the following table, the column labelled ‘#RSRZ > 2’ contains the number (and percentage) of RSRZ outliers, followed by percent RSRZ outliers for the chain as percentile scores relative to all X-ray entries and entries of similar resolution. The OWAB column contains the minimum, median, 95<sup>th</sup> percentile and maximum values of the occupancy-weighted average B-factor per residue. The column labelled ‘Q < 0.9’ lists the number of (and percentage) of residues with an average occupancy less than 0.9.

Mol	Chain	Analysed	<RSRZ>	#RSRZ>2	OWAB(Å <sup>2</sup> )	Q<0.9
1	A	322/336 (95%)	0.03	4 (1%) 79 69	78, 124, 182, 218	0
1	B	324/336 (96%)	0.03	5 (1%) 73 63	88, 134, 188, 210	0
1	C	325/336 (96%)	0.10	10 (3%) 49 36	78, 120, 185, 220	0
1	D	322/336 (95%)	0.04	8 (2%) 57 45	90, 130, 187, 233	0
1	I	322/336 (95%)	0.05	7 (2%) 62 50	92, 135, 191, 217	0
1	J	324/336 (96%)	0.22	10 (3%) 49 36	98, 136, 190, 229	0
1	K	325/336 (96%)	0.09	5 (1%) 73 63	92, 131, 190, 219	0
1	L	322/336 (95%)	0.14	3 (0%) 84 76	92, 132, 187, 238	0
1	Q	322/336 (95%)	0.11	11 (3%) 45 34	99, 141, 191, 215	0
1	R	324/336 (96%)	0.12	5 (1%) 73 63	106, 147, 193, 213	0
1	S	325/336 (96%)	0.19	9 (2%) 53 40	82, 123, 185, 214	0
1	T	322/336 (95%)	0.06	6 (1%) 66 55	85, 131, 193, 234	0
1	a	323/336 (96%)	0.15	15 (4%) 32 24	84, 137, 191, 219	0
1	b	324/336 (96%)	0.09	8 (2%) 57 45	101, 140, 192, 221	0
1	c	325/336 (96%)	0.07	4 (1%) 79 69	98, 131, 186, 223	0
1	d	322/336 (95%)	0.16	19 (5%) 22 15	103, 143, 196, 236	0
1	i	322/336 (95%)	0.08	6 (1%) 66 55	93, 138, 191, 215	0
1	j	324/336 (96%)	0.10	6 (1%) 66 55	101, 140, 190, 230	0
1	k	325/336 (96%)	0.08	5 (1%) 73 63	98, 131, 187, 225	0
1	l	322/336 (95%)	0.11	12 (3%) 41 30	103, 144, 194, 235	0
1	q	322/336 (95%)	0.17	15 (4%) 31 23	96, 142, 189, 218	0
1	r	324/336 (96%)	0.12	11 (3%) 45 34	100, 147, 194, 211	0
1	s	325/336 (96%)	0.17	6 (1%) 68 57	84, 122, 183, 214	0
1	t	322/336 (95%)	0.09	5 (1%) 72 61	85, 131, 191, 232	0

*Continued on next page...*

Continued from previous page...

Mol	Chain	Analysed	<RSRZ>	#RSRZ>2		OWAB(Å <sup>2</sup> )	Q<0.9	
2	E	93/105 (88%)	-0.05	0	100	100	104, 140, 172, 214	0
2	F	93/105 (88%)	0.04	0	100	100	101, 143, 180, 207	0
2	M	93/105 (88%)	0.15	4 (4%)	35	26	109, 145, 172, 207	0
2	N	93/105 (88%)	0.23	6 (6%)	18	12	106, 148, 176, 195	0
2	U	93/105 (88%)	0.20	3 (3%)	47	35	112, 149, 179, 208	0
2	V	93/105 (88%)	0.20	5 (5%)	25	19	98, 148, 181, 200	0
2	e	93/105 (88%)	-0.01	2 (2%)	62	50	113, 146, 177, 213	0
2	f	93/105 (88%)	0.20	2 (2%)	62	50	108, 149, 180, 198	0
2	m	93/105 (88%)	0.02	0	100	100	112, 144, 179, 209	0
2	n	93/105 (88%)	0.17	0	100	100	105, 149, 181, 198	0
2	u	93/105 (88%)	0.12	3 (3%)	47	35	115, 147, 176, 208	0
2	v	93/105 (88%)	0.21	2 (2%)	62	50	97, 147, 182, 203	0
3	G	30/36 (83%)	-0.20	0	100	100	154, 212, 242, 265	0
3	O	30/36 (83%)	-0.09	0	100	100	152, 216, 249, 269	0
3	W	30/36 (83%)	0.06	2 (6%)	17	12	156, 221, 244, 272	0
3	g	30/36 (83%)	0.12	1 (3%)	46	35	153, 219, 248, 264	0
3	o	30/36 (83%)	0.17	1 (3%)	46	35	153, 218, 247, 264	0
3	w	30/36 (83%)	0.06	2 (6%)	17	12	157, 220, 241, 270	0
4	H	29/36 (80%)	-0.27	0	100	100	187, 208, 232, 237	0
4	P	29/36 (80%)	-0.08	0	100	100	188, 209, 234, 238	0
4	X	29/36 (80%)	-0.29	0	100	100	193, 214, 237, 241	0
4	h	29/36 (80%)	-0.16	0	100	100	193, 214, 237, 242	0
4	p	29/36 (80%)	-0.01	1 (3%)	45	34	194, 215, 236, 242	0
4	x	29/36 (80%)	-0.27	0	100	100	191, 215, 239, 242	0
All	All	9229/9756 (94%)	0.10	229 (2%)	57	45	78, 139, 201, 272	0

All (229) RSRZ outliers are listed below:

Mol	Chain	Res	Type	RSRZ
1	J	132	PRO	11.2
1	l	130	ASP	8.9
3	g	4	DT	8.6
3	o	4	DT	8.0
1	L	132	PRO	7.2

Continued on next page...

*Continued from previous page...*

<b>Mol</b>	<b>Chain</b>	<b>Res</b>	<b>Type</b>	<b>RSRZ</b>
1	c	179	ARG	7.0
1	J	131	ASN	6.3
1	j	132	PRO	5.8
1	s	30	SER	5.6
1	S	30	SER	5.5
1	r	289	HIS	5.5
1	d	176	GLY	5.3
2	N	81	TYR	5.2
1	l	131	ASN	5.1
1	J	133	LEU	5.0
1	q	24	LEU	5.0
1	J	134	LYS	4.9
1	a	180	ARG	4.8
1	d	174	PHE	4.5
1	d	130	ASP	4.5
1	b	39	GLN	4.4
1	q	294	TYR	4.3
1	t	28	ASP	4.2
1	d	259	THR	4.1
1	k	27	GLU	4.1
1	R	289	HIS	4.0
3	W	4	DT	4.0
1	A	263	GLY	4.0
1	q	293	ASN	4.0
1	Q	118	ASN	3.9
2	e	68	TYR	3.9
1	R	234	GLU	3.9
1	l	132	PRO	3.9
1	s	21	HIS	3.8
1	C	29	GLY	3.8
1	q	23	ALA	3.7
3	w	4	DT	3.7
1	q	34	GLN	3.7
1	l	255	ARG	3.6
1	C	30	SER	3.6
1	d	237	ALA	3.6
1	l	17	HIS	3.6
1	I	296	CYS	3.6
1	r	293	ASN	3.5
1	Q	250	GLN	3.5
1	A	238	LEU	3.5
1	a	293	ASN	3.5

*Continued on next page...*



*Continued from previous page...*

<b>Mol</b>	<b>Chain</b>	<b>Res</b>	<b>Type</b>	<b>RSRZ</b>
1	d	28	ASP	3.5
1	B	132	PRO	3.5
3	w	5	DT	3.5
1	j	131	ASN	3.4
1	D	17	HIS	3.4
1	Q	245	LEU	3.3
1	Q	293	ASN	3.3
1	a	240	ALA	3.3
1	K	237	ALA	3.3
1	r	114	GLY	3.2
1	T	28	ASP	3.2
2	U	66	CYS	3.2
4	p	35	DT	3.2
1	a	294	TYR	3.1
1	q	263	GLY	3.1
1	i	62	GLU	3.0
1	Q	114	GLY	3.0
1	d	132	PRO	3.0
1	d	261	SER	3.0
1	l	39	GLN	3.0
1	C	23	ALA	3.0
1	r	291	ILE	3.0
1	q	31	TRP	2.9
1	J	84	GLU	2.9
1	I	237	ALA	2.9
1	T	261	SER	2.9
1	d	134	LYS	2.9
1	d	49	TYR	2.9
1	D	51	SER	2.9
1	a	158	ARG	2.9
2	e	66	CYS	2.9
1	S	21	HIS	2.9
2	V	41	PHE	2.9
1	r	191	SER	2.8
2	N	80	THR	2.8
1	q	44	ILE	2.8
1	C	261	SER	2.8
1	I	158	ARG	2.8
1	J	260	GLU	2.8
2	M	55	GLU	2.8
1	d	232	MET	2.8
1	q	262	LEU	2.8

*Continued on next page...*

*Continued from previous page...*

<b>Mol</b>	<b>Chain</b>	<b>Res</b>	<b>Type</b>	<b>RSRZ</b>
1	l	261	SER	2.8
1	c	27	GLU	2.8
1	d	183	THR	2.8
1	B	31	TRP	2.8
1	J	289	HIS	2.8
1	t	33	LYS	2.7
1	C	237	ALA	2.7
2	v	41	PHE	2.7
1	B	278	ALA	2.7
2	f	38	PHE	2.7
1	d	131	ASN	2.7
1	s	277	GLY	2.7
1	k	177	ARG	2.7
1	q	43	ASP	2.7
2	N	82	GLY	2.7
1	q	183	THR	2.7
1	d	260	GLU	2.6
1	D	277	GLY	2.6
1	i	263	GLY	2.6
1	i	28	ASP	2.6
1	b	254	GLN	2.6
1	K	179	ARG	2.6
1	a	241	ASP	2.6
1	k	26	GLN	2.6
1	b	170	HIS	2.6
1	l	183	THR	2.6
1	r	290	PRO	2.6
1	t	132	PRO	2.6
2	N	39	GLU	2.6
1	K	293	ASN	2.6
1	t	293	ASN	2.6
1	Q	34	GLN	2.6
1	Q	45	VAL	2.6
1	l	176	GLY	2.6
1	S	237	ALA	2.5
1	L	17	HIS	2.5
1	Q	68	HIS	2.5
2	V	89	PRO	2.5
2	u	13	LYS	2.5
1	J	17	HIS	2.5
1	A	187	ASN	2.5
1	I	175	THR	2.5

*Continued on next page...*

*Continued from previous page...*

<b>Mol</b>	<b>Chain</b>	<b>Res</b>	<b>Type</b>	<b>RSRZ</b>
1	C	213	TYR	2.5
1	D	281	ARG	2.5
2	N	79	ILE	2.5
1	T	170	HIS	2.5
1	I	114	GLY	2.5
1	a	239	VAL	2.4
1	i	180	ARG	2.4
1	a	62	GLU	2.4
1	d	177	ARG	2.4
1	L	23	ALA	2.4
1	d	175	THR	2.4
1	R	183	THR	2.4
1	j	32	LYS	2.4
2	V	24	ASP	2.4
2	M	5	ILE	2.4
1	k	103	GLN	2.4
1	k	179	ARG	2.4
1	s	62	GLU	2.4
1	s	10	ASP	2.4
1	S	29	GLY	2.4
1	B	131	ASN	2.3
2	V	31	LYS	2.3
1	b	132	PRO	2.3
1	D	18	GLU	2.3
1	a	29	GLY	2.3
1	r	259	THR	2.3
1	b	151	GLY	2.3
1	r	135	GLY	2.3
1	a	237	ALA	2.3
1	R	6	LEU	2.3
1	j	39	GLN	2.3
1	j	254	GLN	2.3
1	S	261	SER	2.2
1	b	114	GLY	2.2
1	K	27	GLU	2.2
1	b	34	GLN	2.2
1	J	191	SER	2.2
1	a	28	ASP	2.2
1	C	292	PHE	2.2
1	b	237	ALA	2.2
1	r	237	ALA	2.2
1	a	179	ARG	2.2

*Continued on next page...*

*Continued from previous page...*

<b>Mol</b>	<b>Chain</b>	<b>Res</b>	<b>Type</b>	<b>RSRZ</b>
1	q	175	THR	2.2
1	c	178	PHE	2.2
1	r	11	ALA	2.2
2	M	56	LYS	2.2
1	T	165	GLN	2.2
1	t	77	VAL	2.2
1	Q	294	TYR	2.2
1	C	26	GLN	2.2
1	C	113	LYS	2.2
2	U	92	ILE	2.2
1	Q	175	THR	2.2
1	a	253	ILE	2.2
1	S	266	ARG	2.1
1	T	183	THR	2.1
1	R	114	GLY	2.1
1	a	86	ARG	2.1
1	r	183	THR	2.1
2	V	33	ARG	2.1
1	J	230	ASP	2.1
1	i	296	CYS	2.1
1	I	208	ALA	2.1
1	T	77	VAL	2.1
2	v	68	TYR	2.1
1	A	241	ASP	2.1
1	q	12	VAL	2.1
2	u	76	GLN	2.1
1	S	32	LYS	2.1
1	l	174	PHE	2.1
1	j	55	GLU	2.1
2	f	56	LYS	2.1
1	i	294	TYR	2.1
1	B	17	HIS	2.1
1	q	273	LYS	2.1
1	S	262	LEU	2.1
1	K	230	ASP	2.1
3	W	5	DT	2.1
1	C	27	GLU	2.1
1	l	49	TYR	2.1
1	D	49	TYR	2.1
2	U	5	ILE	2.1
1	s	29	GLY	2.1
1	d	178	PHE	2.0

*Continued on next page...*

*Continued from previous page...*

Mol	Chain	Res	Type	RSRZ
1	d	219	GLU	2.0
1	l	262	LEU	2.0
1	c	290	PRO	2.0
1	q	66	PRO	2.0
1	d	220	THR	2.0
1	Q	235	PHE	2.0
1	D	61	LEU	2.0
1	a	314	GLN	2.0
1	I	33	LYS	2.0
2	N	83	THR	2.0
2	u	66	CYS	2.0
1	S	258	PHE	2.0
1	D	39	GLN	2.0
2	M	39	GLU	2.0

## 6.2 Non-standard residues in protein, DNA, RNA chains [i](#)

There are no non-standard protein/DNA/RNA residues in this entry.

## 6.3 Carbohydrates [i](#)

There are no monosaccharides in this entry.

## 6.4 Ligands [i](#)

There are no ligands in this entry.

## 6.5 Other polymers [i](#)

There are no such residues in this entry.