



wwPDB X-ray Structure Validation Summary Report ⓘ

Jun 16, 2024 – 10:11 AM EDT

PDB ID : 5CTQ
Title : Crystal structure of human SART3/TIP110 half-a TPR (HAT) domain
Authors : Park, J.K.; Kim, E.E.
Deposited on : 2015-07-24
Resolution : 2.60 Å(reported)

This is a wwPDB X-ray Structure Validation Summary Report for a publicly released PDB entry.

We welcome your comments at validation@mail.wwpdb.org

A user guide is available at

<https://www.wwpdb.org/validation/2017/XrayValidationReportHelp>

with specific help available everywhere you see the ⓘ symbol.

The types of validation reports are described at

<http://www.wwpdb.org/validation/2017/FAQs#types>.

The following versions of software and data (see [references ⓘ](#)) were used in the production of this report:

MolProbity : 4.02b-467
Xtriage (Phenix) : 1.13
EDS : 2.37.1
Percentile statistics : 20191225.v01 (using entries in the PDB archive December 25th 2019)
Refmac : 5.8.0158
CCP4 : 7.0.044 (Gargrove)
Ideal geometry (proteins) : Engh & Huber (2001)
Ideal geometry (DNA, RNA) : Parkinson et al. (1996)
Validation Pipeline (wwPDB-VP) : 2.37.1

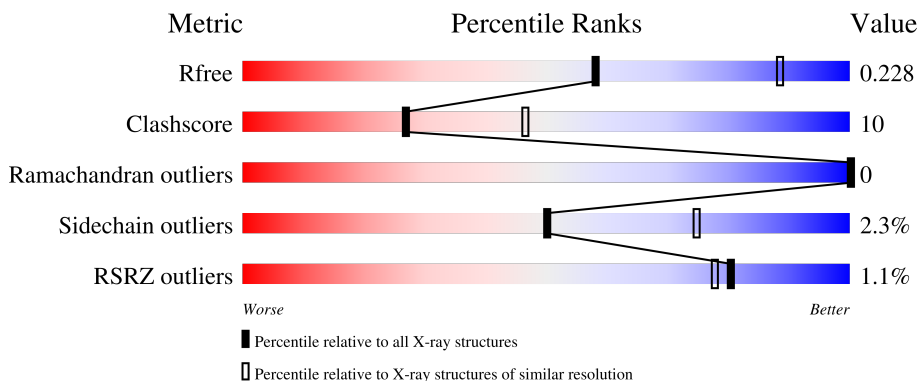
1 Overall quality at a glance i

The following experimental techniques were used to determine the structure:

X-RAY DIFFRACTION

The reported resolution of this entry is 2.60 Å.

Percentile scores (ranging between 0-100) for global validation metrics of the entry are shown in the following graphic. The table shows the number of entries on which the scores are based.



Metric	Whole archive (#Entries)	Similar resolution (#Entries, resolution range(Å))
R_{free}	130704	3163 (2.60-2.60)
Clashscore	141614	3518 (2.60-2.60)
Ramachandran outliers	138981	3455 (2.60-2.60)
Sidechain outliers	138945	3455 (2.60-2.60)
RSRZ outliers	127900	3104 (2.60-2.60)

The table below summarises the geometric issues observed across the polymeric chains and their fit to the electron density. The red, orange, yellow and green segments of the lower bar indicate the fraction of residues that contain outliers for ≥ 3 , 2, 1 and 0 types of geometric quality criteria respectively. A grey segment represents the fraction of residues that are not modelled. The numeric value for each fraction is indicated below the corresponding segment, with a dot representing fractions $\leq 5\%$. The upper red bar (where present) indicates the fraction of residues that have poor fit to the electron density. The numeric value is given above the bar.

Mol	Chain	Length	Quality of chain
1	A	561	 2% 72% 19% 8%
1	B	561	 2% 66% 19% 13%
1	C	561	 2% 69% 18% 12%
1	D	561	 2% 66% 23% 11%

2 Entry composition [i](#)

There are 2 unique types of molecules in this entry. The entry contains 16916 atoms, of which 0 are hydrogens and 0 are deuteriums.

In the tables below, the ZeroOcc column contains the number of atoms modelled with zero occupancy, the AltConf column contains the number of residues with at least one atom in alternate conformation and the Trace column contains the number of residues modelled with at most 2 atoms.

- Molecule 1 is a protein called Squamous cell carcinoma antigen recognized by T-cells 3.

Mol	Chain	Residues	Atoms					ZeroOcc	AltConf	Trace
			Total	C	N	O	S			
1	A	518	4298	2717	753	806	22	0	0	0
1	B	490	4071	2581	708	760	22	0	0	0
1	C	495	4108	2603	714	769	22	0	0	0
1	D	502	4158	2633	723	780	22	0	0	0

There are 172 discrepancies between the modelled and reference sequences:

Chain	Residue	Modelled	Actual	Comment	Reference
A	51	MET	-	initiating methionine	UNP Q15020
A	52	GLY	-	expression tag	UNP Q15020
A	53	SER	-	expression tag	UNP Q15020
A	54	SER	-	expression tag	UNP Q15020
A	55	HIS	-	expression tag	UNP Q15020
A	56	HIS	-	expression tag	UNP Q15020
A	57	HIS	-	expression tag	UNP Q15020
A	58	HIS	-	expression tag	UNP Q15020
A	59	HIS	-	expression tag	UNP Q15020
A	60	HIS	-	expression tag	UNP Q15020
A	61	SER	-	expression tag	UNP Q15020
A	62	SER	-	expression tag	UNP Q15020
A	63	GLY	-	expression tag	UNP Q15020
A	64	LEU	-	expression tag	UNP Q15020
A	65	VAL	-	expression tag	UNP Q15020
A	66	PRO	-	expression tag	UNP Q15020
A	67	ARG	-	expression tag	UNP Q15020
A	68	GLY	-	expression tag	UNP Q15020
A	69	SER	-	expression tag	UNP Q15020
A	70	HIS	-	expression tag	UNP Q15020
A	71	MET	-	expression tag	UNP Q15020

Continued on next page...

Continued from previous page...

Chain	Residue	Modelled	Actual	Comment	Reference
A	72	ALA	-	expression tag	UNP Q15020
A	73	SER	-	expression tag	UNP Q15020
A	74	MET	-	expression tag	UNP Q15020
A	75	THR	-	expression tag	UNP Q15020
A	76	GLY	-	expression tag	UNP Q15020
A	77	GLY	-	expression tag	UNP Q15020
A	78	GLN	-	expression tag	UNP Q15020
A	79	GLN	-	expression tag	UNP Q15020
A	80	MET	-	expression tag	UNP Q15020
A	81	GLY	-	expression tag	UNP Q15020
A	82	ARG	-	expression tag	UNP Q15020
A	83	GLY	-	expression tag	UNP Q15020
A	84	SER	-	expression tag	UNP Q15020
A	85	GLU	-	expression tag	UNP Q15020
A	86	PHE	-	expression tag	UNP Q15020
A	87	GLU	-	expression tag	UNP Q15020
A	88	ASN	-	expression tag	UNP Q15020
A	89	LEU	-	expression tag	UNP Q15020
A	90	TYR	-	expression tag	UNP Q15020
A	91	PHE	-	expression tag	UNP Q15020
A	92	GLN	-	expression tag	UNP Q15020
A	93	GLY	-	expression tag	UNP Q15020
B	51	MET	-	initiating methionine	UNP Q15020
B	52	GLY	-	expression tag	UNP Q15020
B	53	SER	-	expression tag	UNP Q15020
B	54	SER	-	expression tag	UNP Q15020
B	55	HIS	-	expression tag	UNP Q15020
B	56	HIS	-	expression tag	UNP Q15020
B	57	HIS	-	expression tag	UNP Q15020
B	58	HIS	-	expression tag	UNP Q15020
B	59	HIS	-	expression tag	UNP Q15020
B	60	HIS	-	expression tag	UNP Q15020
B	61	SER	-	expression tag	UNP Q15020
B	62	SER	-	expression tag	UNP Q15020
B	63	GLY	-	expression tag	UNP Q15020
B	64	LEU	-	expression tag	UNP Q15020
B	65	VAL	-	expression tag	UNP Q15020
B	66	PRO	-	expression tag	UNP Q15020
B	67	ARG	-	expression tag	UNP Q15020
B	68	GLY	-	expression tag	UNP Q15020
B	69	SER	-	expression tag	UNP Q15020
B	70	HIS	-	expression tag	UNP Q15020

Continued on next page...

Continued from previous page...

Chain	Residue	Modelled	Actual	Comment	Reference
B	71	MET	-	expression tag	UNP Q15020
B	72	ALA	-	expression tag	UNP Q15020
B	73	SER	-	expression tag	UNP Q15020
B	74	MET	-	expression tag	UNP Q15020
B	75	THR	-	expression tag	UNP Q15020
B	76	GLY	-	expression tag	UNP Q15020
B	77	GLY	-	expression tag	UNP Q15020
B	78	GLN	-	expression tag	UNP Q15020
B	79	GLN	-	expression tag	UNP Q15020
B	80	MET	-	expression tag	UNP Q15020
B	81	GLY	-	expression tag	UNP Q15020
B	82	ARG	-	expression tag	UNP Q15020
B	83	GLY	-	expression tag	UNP Q15020
B	84	SER	-	expression tag	UNP Q15020
B	85	GLU	-	expression tag	UNP Q15020
B	86	PHE	-	expression tag	UNP Q15020
B	87	GLU	-	expression tag	UNP Q15020
B	88	ASN	-	expression tag	UNP Q15020
B	89	LEU	-	expression tag	UNP Q15020
B	90	TYR	-	expression tag	UNP Q15020
B	91	PHE	-	expression tag	UNP Q15020
B	92	GLN	-	expression tag	UNP Q15020
B	93	GLY	-	expression tag	UNP Q15020
C	51	MET	-	initiating methionine	UNP Q15020
C	52	GLY	-	expression tag	UNP Q15020
C	53	SER	-	expression tag	UNP Q15020
C	54	SER	-	expression tag	UNP Q15020
C	55	HIS	-	expression tag	UNP Q15020
C	56	HIS	-	expression tag	UNP Q15020
C	57	HIS	-	expression tag	UNP Q15020
C	58	HIS	-	expression tag	UNP Q15020
C	59	HIS	-	expression tag	UNP Q15020
C	60	HIS	-	expression tag	UNP Q15020
C	61	SER	-	expression tag	UNP Q15020
C	62	SER	-	expression tag	UNP Q15020
C	63	GLY	-	expression tag	UNP Q15020
C	64	LEU	-	expression tag	UNP Q15020
C	65	VAL	-	expression tag	UNP Q15020
C	66	PRO	-	expression tag	UNP Q15020
C	67	ARG	-	expression tag	UNP Q15020
C	68	GLY	-	expression tag	UNP Q15020
C	69	SER	-	expression tag	UNP Q15020

Continued on next page...

Continued from previous page...

Chain	Residue	Modelled	Actual	Comment	Reference
C	70	HIS	-	expression tag	UNP Q15020
C	71	MET	-	expression tag	UNP Q15020
C	72	ALA	-	expression tag	UNP Q15020
C	73	SER	-	expression tag	UNP Q15020
C	74	MET	-	expression tag	UNP Q15020
C	75	THR	-	expression tag	UNP Q15020
C	76	GLY	-	expression tag	UNP Q15020
C	77	GLY	-	expression tag	UNP Q15020
C	78	GLN	-	expression tag	UNP Q15020
C	79	GLN	-	expression tag	UNP Q15020
C	80	MET	-	expression tag	UNP Q15020
C	81	GLY	-	expression tag	UNP Q15020
C	82	ARG	-	expression tag	UNP Q15020
C	83	GLY	-	expression tag	UNP Q15020
C	84	SER	-	expression tag	UNP Q15020
C	85	GLU	-	expression tag	UNP Q15020
C	86	PHE	-	expression tag	UNP Q15020
C	87	GLU	-	expression tag	UNP Q15020
C	88	ASN	-	expression tag	UNP Q15020
C	89	LEU	-	expression tag	UNP Q15020
C	90	TYR	-	expression tag	UNP Q15020
C	91	PHE	-	expression tag	UNP Q15020
C	92	GLN	-	expression tag	UNP Q15020
C	93	GLY	-	expression tag	UNP Q15020
D	51	MET	-	initiating methionine	UNP Q15020
D	52	GLY	-	expression tag	UNP Q15020
D	53	SER	-	expression tag	UNP Q15020
D	54	SER	-	expression tag	UNP Q15020
D	55	HIS	-	expression tag	UNP Q15020
D	56	HIS	-	expression tag	UNP Q15020
D	57	HIS	-	expression tag	UNP Q15020
D	58	HIS	-	expression tag	UNP Q15020
D	59	HIS	-	expression tag	UNP Q15020
D	60	HIS	-	expression tag	UNP Q15020
D	61	SER	-	expression tag	UNP Q15020
D	62	SER	-	expression tag	UNP Q15020
D	63	GLY	-	expression tag	UNP Q15020
D	64	LEU	-	expression tag	UNP Q15020
D	65	VAL	-	expression tag	UNP Q15020
D	66	PRO	-	expression tag	UNP Q15020
D	67	ARG	-	expression tag	UNP Q15020
D	68	GLY	-	expression tag	UNP Q15020


Continued on next page...

Continued from previous page...

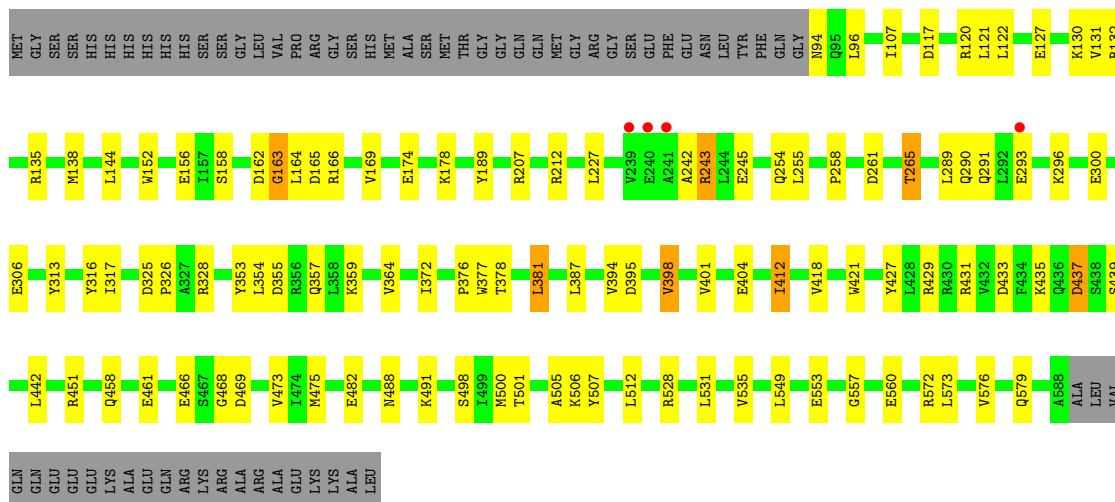
Chain	Residue	Modelled	Actual	Comment	Reference
D	69	SER	-	expression tag	UNP Q15020
D	70	HIS	-	expression tag	UNP Q15020
D	71	MET	-	expression tag	UNP Q15020
D	72	ALA	-	expression tag	UNP Q15020
D	73	SER	-	expression tag	UNP Q15020
D	74	MET	-	expression tag	UNP Q15020
D	75	THR	-	expression tag	UNP Q15020
D	76	GLY	-	expression tag	UNP Q15020
D	77	GLY	-	expression tag	UNP Q15020
D	78	GLN	-	expression tag	UNP Q15020
D	79	GLN	-	expression tag	UNP Q15020
D	80	MET	-	expression tag	UNP Q15020
D	81	GLY	-	expression tag	UNP Q15020
D	82	ARG	-	expression tag	UNP Q15020
D	83	GLY	-	expression tag	UNP Q15020
D	84	SER	-	expression tag	UNP Q15020
D	85	GLU	-	expression tag	UNP Q15020
D	86	PHE	-	expression tag	UNP Q15020
D	87	GLU	-	expression tag	UNP Q15020
D	88	ASN	-	expression tag	UNP Q15020
D	89	LEU	-	expression tag	UNP Q15020
D	90	TYR	-	expression tag	UNP Q15020
D	91	PHE	-	expression tag	UNP Q15020
D	92	GLN	-	expression tag	UNP Q15020
D	93	GLY	-	expression tag	UNP Q15020

- Molecule 2 is water.


Mol	Chain	Residues	Atoms	ZeroOcc	AltConf
2	A	69	Total O 69 69	0	0
2	B	57	Total O 57 57	0	0
2	C	86	Total O 86 86	0	0
2	D	69	Total O 69 69	0	0



● Molecule 1: Squamous cell carcinoma antigen recognized by T-cells 3



● Molecule 1: Squamous cell carcinoma antigen recognized by T-cells 3



4 Data and refinement statistics

Property	Value	Source
Space group	P 1 21 1	Depositor
Cell constants a, b, c, α , β , γ	120.91Å 80.53Å 146.64Å 90.00° 99.36° 90.00°	Depositor
Resolution (Å)	38.15 – 2.60 38.15 – 2.59	Depositor EDS
% Data completeness (in resolution range)	95.8 (38.15-2.60) 94.8 (38.15-2.59)	Depositor EDS
R_{merge}	0.10	Depositor
R_{sym}	(Not available)	Depositor
$\langle I/\sigma(I) \rangle$ ¹	1.62 (at 2.58Å)	Xtrriage
Refinement program	PHENIX 1.7.3_928	Depositor
R, R_{free}	0.235 , 0.281 0.227 , 0.228	Depositor DCC
R_{free} test set	4155 reflections (5.02%)	wwPDB-VP
Wilson B-factor (Å ²)	44.0	Xtrriage
Anisotropy	0.222	Xtrriage
Bulk solvent k_{sol} (e/Å ³), B_{sol} (Å ²)	0.25 , 18.7	EDS
L-test for twinning ²	$\langle L \rangle = 0.47$, $\langle L^2 \rangle = 0.29$	Xtrriage
Estimated twinning fraction	No twinning to report.	Xtrriage
F_o, F_c correlation	0.93	EDS
Total number of atoms	16916	wwPDB-VP
Average B, all atoms (Å ²)	65.0	wwPDB-VP

Xtrriage's analysis on translational NCS is as follows: *The largest off-origin peak in the Patterson function is 3.84% of the height of the origin peak. No significant pseudotranslation is detected.*

¹Intensities estimated from amplitudes.

²Theoretical values of $\langle |L| \rangle$, $\langle L^2 \rangle$ for acentric reflections are 0.5, 0.333 respectively for untwinned datasets, and 0.375, 0.2 for perfectly twinned datasets.

5 Model quality i

5.1 Standard geometry i

The Z score for a bond length (or angle) is the number of standard deviations the observed value is removed from the expected value. A bond length (or angle) with $|Z| > 5$ is considered an outlier worth inspection. RMSZ is the root-mean-square of all Z scores of the bond lengths (or angles).

Mol	Chain	Bond lengths		Bond angles	
		RMSZ	# Z >5	RMSZ	# Z >5
1	A	0.41	0/4385	0.69	7/5921 (0.1%)
1	B	0.39	0/4158	0.69	4/5623 (0.1%)
1	C	0.44	0/4195	0.74	3/5672 (0.1%)
1	D	0.41	0/4245	0.64	2/5740 (0.0%)
All	All	0.41	0/16983	0.69	16/22956 (0.1%)

Chiral center outliers are detected by calculating the chiral volume of a chiral center and verifying if the center is modelled as a planar moiety or with the opposite hand. A planarity outlier is detected by checking planarity of atoms in a peptide group, atoms in a mainchain group or atoms of a sidechain that are expected to be planar.

Mol	Chain	#Chirality outliers	#Planarity outliers
1	A	0	1
1	B	0	1
All	All	0	2

There are no bond length outliers.

The worst 5 of 16 bond angle outliers are listed below:

Mol	Chain	Res	Type	Atoms	Z	Observed(°)	Ideal(°)
1	C	412	ILE	CG1-CB-CG2	-8.42	92.88	111.40
1	A	307	ALA	C-N-CD	-7.67	103.71	120.60
1	C	163	GLY	N-CA-C	-6.86	95.95	113.10
1	B	164	LEU	CA-CB-CG	6.83	131.00	115.30
1	C	243	ARG	N-CA-C	6.17	127.67	111.00

There are no chirality outliers.

All (2) planarity outliers are listed below:

Mol	Chain	Res	Type	Group
1	A	306	GLU	Peptide
1	B	438	SER	Peptide

5.2 Too-close contacts [i](#)

In the following table, the Non-H and H(model) columns list the number of non-hydrogen atoms and hydrogen atoms in the chain respectively. The H(added) column lists the number of hydrogen atoms added and optimized by MolProbity. The Clashes column lists the number of clashes within the asymmetric unit, whereas Symm-Clashes lists symmetry-related clashes.

Mol	Chain	Non-H	H(model)	H(added)	Clashes	Symm-Clashes
1	A	4298	0	4220	83	0
1	B	4071	0	3984	79	0
1	C	4108	0	4019	77	0
1	D	4158	0	4061	106	0
2	A	69	0	0	4	0
2	B	57	0	0	1	0
2	C	86	0	0	1	0
2	D	69	0	0	5	0
All	All	16916	0	16284	335	0

The all-atom clashscore is defined as the number of clashes found per 1000 atoms (including hydrogen atoms). The all-atom clashscore for this structure is 10.

The worst 5 of 335 close contacts within the same asymmetric unit are listed below, sorted by their clash magnitude.

Atom-1	Atom-2	Interatomic distance (Å)	Clash overlap (Å)
1:D:306:GLU:HG2	1:D:308:PRO:HD2	1.09	1.08
1:A:502:ARG:HB2	1:A:502:ARG:CZ	1.93	0.98
1:B:239:VAL:HG11	1:B:243:ARG:H	1.29	0.98
1:A:502:ARG:NH1	1:A:502:ARG:CB	2.30	0.94
1:D:306:GLU:HG2	1:D:308:PRO:CD	1.97	0.93

There are no symmetry-related clashes.

5.3 Torsion angles [i](#)

5.3.1 Protein backbone [i](#)

In the following table, the Percentiles column shows the percent Ramachandran outliers of the chain as a percentile score with respect to all X-ray entries followed by that with respect to entries of similar resolution.

The Analysed column shows the number of residues for which the backbone conformation was analysed, and the total number of residues.

Mol	Chain	Analysed	Favoured	Allowed	Outliers	Percentiles	
1	A	516/561 (92%)	509 (99%)	7 (1%)	0	100	100
1	B	488/561 (87%)	477 (98%)	11 (2%)	0	100	100
1	C	493/561 (88%)	482 (98%)	11 (2%)	0	100	100
1	D	500/561 (89%)	490 (98%)	10 (2%)	0	100	100
All	All	1997/2244 (89%)	1958 (98%)	39 (2%)	0	100	100

There are no Ramachandran outliers to report.

5.3.2 Protein sidechains [i](#)

In the following table, the Percentiles column shows the percent sidechain outliers of the chain as a percentile score with respect to all X-ray entries followed by that with respect to entries of similar resolution.

The Analysed column shows the number of residues for which the sidechain conformation was analysed, and the total number of residues.

Mol	Chain	Analysed	Rotameric	Outliers	Percentiles	
1	A	453/487 (93%)	442 (98%)	11 (2%)	49	74
1	B	432/487 (89%)	421 (98%)	11 (2%)	47	73
1	C	435/487 (89%)	425 (98%)	10 (2%)	50	75
1	D	439/487 (90%)	431 (98%)	8 (2%)	59	80
All	All	1759/1948 (90%)	1719 (98%)	40 (2%)	50	75

5 of 40 residues with a non-rotameric sidechain are listed below:

Mol	Chain	Res	Type
1	C	398	VAL
1	D	386	LEU
1	C	412	ILE
1	D	189	TYR
1	D	437	ASP

Sometimes sidechains can be flipped to improve hydrogen bonding and reduce clashes. 5 of 6 such sidechains are listed below:

Mol	Chain	Res	Type
1	B	490	GLN
1	C	458	GLN
1	C	504	ASN

Continued on next page...

Continued from previous page...

Mol	Chain	Res	Type
1	A	422	GLN
1	A	154	HIS

5.3.3 RNA [i](#)

There are no RNA molecules in this entry.

5.4 Non-standard residues in protein, DNA, RNA chains [i](#)

There are no non-standard protein/DNA/RNA residues in this entry.

5.5 Carbohydrates [i](#)

There are no monosaccharides in this entry.

5.6 Ligand geometry [i](#)

There are no ligands in this entry.

5.7 Other polymers [i](#)

There are no such residues in this entry.

5.8 Polymer linkage issues [i](#)

There are no chain breaks in this entry.

6 Fit of model and data [i](#)

6.1 Protein, DNA and RNA chains [i](#)

In the following table, the column labelled ‘#RSRZ > 2’ contains the number (and percentage) of RSRZ outliers, followed by percent RSRZ outliers for the chain as percentile scores relative to all X-ray entries and entries of similar resolution. The OWAB column contains the minimum, median, 95th percentile and maximum values of the occupancy-weighted average B-factor per residue. The column labelled ‘Q < 0.9’ lists the number of (and percentage) of residues with an average occupancy less than 0.9.

Mol	Chain	Analysed	<RSRZ>	#RSRZ>2	OWAB(Å ²)	Q<0.9
1	A	518/561 (92%)	-0.24	3 (0%) 89 88	40, 62, 99, 140	0
1	B	490/561 (87%)	-0.20	6 (1%) 79 76	43, 63, 98, 145	0
1	C	495/561 (88%)	-0.24	4 (0%) 86 84	41, 60, 96, 144	0
1	D	502/561 (89%)	-0.27	9 (1%) 68 64	40, 64, 98, 135	0
All	All	2005/2244 (89%)	-0.24	22 (1%) 80 78	40, 62, 98, 145	0

The worst 5 of 22 RSRZ outliers are listed below:

Mol	Chain	Res	Type	RSRZ
1	B	162	ASP	6.2
1	B	240	GLU	5.3
1	D	307	ALA	4.1
1	A	502	ARG	3.6
1	B	160	ALA	3.3

6.2 Non-standard residues in protein, DNA, RNA chains [i](#)

There are no non-standard protein/DNA/RNA residues in this entry.

6.3 Carbohydrates [i](#)

There are no monosaccharides in this entry.

6.4 Ligands [i](#)

There are no ligands in this entry.

6.5 Other polymers [i](#)

There are no such residues in this entry.