



# Full wwPDB X-ray Structure Validation Report ⓘ

Jun 22, 2024 – 06:39 PM EDT

PDB ID : 6CTD  
Title : C-terminal domain truncation of the Mycobacterium tuberculosis Mechanosensitive Channel of Large Conductance MscL  
Authors : Herrera, N.; Rees, D.C.  
Deposited on : 2018-03-22  
Resolution : 5.80 Å(reported)

This is a Full wwPDB X-ray Structure Validation Report for a publicly released PDB entry.

We welcome your comments at [validation@mail.wwpdb.org](mailto:validation@mail.wwpdb.org)

A user guide is available at

<https://www.wwpdb.org/validation/2017/XrayValidationReportHelp>

with specific help available everywhere you see the ⓘ symbol.

The types of validation reports are described at

<http://www.wwpdb.org/validation/2017/FAQs#types>.

---

The following versions of software and data (see [references ⓘ](#)) were used in the production of this report:

MolProbity : 4.02b-467  
Xtriage (Phenix) : 1.20.1  
EDS : 2.37.1  
Percentile statistics : 20191225.v01 (using entries in the PDB archive December 25th 2019)  
Refmac : 5.8.0158  
CCP4 : 7.0.044 (Gargrove)  
Ideal geometry (proteins) : Engh & Huber (2001)  
Ideal geometry (DNA, RNA) : Parkinson et al. (1996)  
Validation Pipeline (wwPDB-VP) : 2.37.1

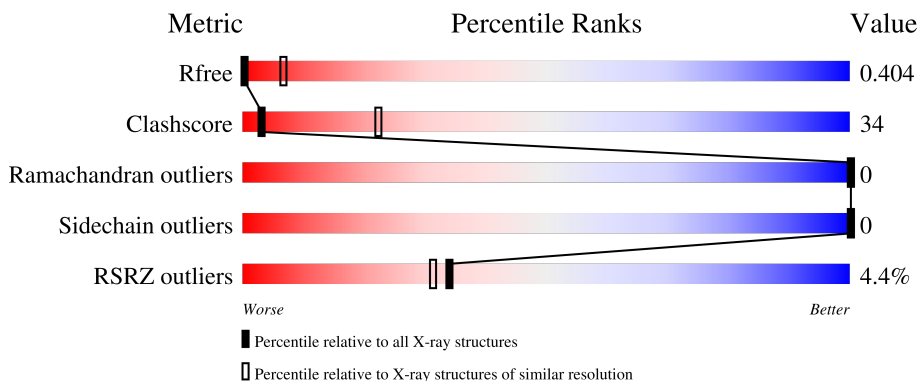
# 1 Overall quality at a glance i

The following experimental techniques were used to determine the structure:

*X-RAY DIFFRACTION*

The reported resolution of this entry is 5.80 Å.

Percentile scores (ranging between 0-100) for global validation metrics of the entry are shown in the following graphic. The table shows the number of entries on which the scores are based.



Metric	Whole archive (#Entries)	Similar resolution (#Entries, resolution range(Å))
$R_{free}$	130704	1008 (7.70-3.86)
Clashscore	141614	1035 (7.70-3.90)
Ramachandran outliers	138981	1003 (7.70-3.86)
Sidechain outliers	138945	1006 (7.78-3.82)
RSRZ outliers	127900	1009 (7.82-3.78)

The table below summarises the geometric issues observed across the polymeric chains and their fit to the electron density. The red, orange, yellow and green segments of the lower bar indicate the fraction of residues that contain outliers for  $\geq 3$ , 2, 1 and 0 types of geometric quality criteria respectively. A grey segment represents the fraction of residues that are not modelled. The numeric value for each fraction is indicated below the corresponding segment, with a dot representing fractions  $\leq 5\%$ . The upper red bar (where present) indicates the fraction of residues that have poor fit to the electron density. The numeric value is given above the bar.

Mol	Chain	Length	Quality of chain
1	A	121	 4% 36% 43% 21%
1	B	121	 3% 44% 35% 21%
1	C	121	 7% 41% 37% 21%
1	D	121	 40% 39% 21%
1	E	121	 45% 34% 21%

*Continued on next page...*

Continued from previous page...

Mol	Chain	Length	Quality of chain
1	F	121	<p>%</p> <p>36% 42% 21%</p>
1	G	121	<p>2%</p> <p>40% 38% 21%</p>
1	H	121	<p>4%</p> <p>34% 45% 21%</p>
1	I	121	<p>12%</p> <p>42% 36% 21%</p>
1	J	121	<p>31% 45% 21%</p>

The following table lists non-polymeric compounds, carbohydrate monomers and non-standard residues in protein, DNA, RNA chains that are outliers for geometric or electron-density-fit criteria:

Mol	Type	Chain	Res	Chirality	Geometry	Clashes	Electron density
2	AU	F	201	-	-	X	-

## 2 Entry composition [i](#)

There are 2 unique types of molecules in this entry. The entry contains 7155 atoms, of which 0 are hydrogens and 0 are deuteriums.

In the tables below, the ZeroOcc column contains the number of atoms modelled with zero occupancy, the AltConf column contains the number of residues with at least one atom in alternate conformation and the Trace column contains the number of residues modelled with at most 2 atoms.

- Molecule 1 is a protein called Large-conductance mechanosensitive channel.

Mol	Chain	Residues	Atoms				ZeroOcc	AltConf	Trace
			Total	C	N	O			
1	A	95	715	475	115	125	0	0	0
1	B	95	715	475	115	125	0	0	0
1	C	95	715	475	115	125	0	0	0
1	D	95	715	475	115	125	0	0	0
1	E	95	715	475	115	125	0	0	0
1	F	95	715	475	115	125	0	0	0
1	G	95	715	475	115	125	0	0	0
1	H	95	715	475	115	125	0	0	0
1	I	95	715	475	115	125	0	0	0
1	J	95	715	475	115	125	0	0	0

There are 200 discrepancies between the modelled and reference sequences:

Chain	Residue	Modelled	Actual	Comment	Reference
A	-19	MET	-	expression tag	UNP A5U127
A	-18	GLY	-	expression tag	UNP A5U127
A	-17	TRP	-	expression tag	UNP A5U127
A	-16	SER	-	expression tag	UNP A5U127
A	-15	HIS	-	expression tag	UNP A5U127
A	-14	HIS	-	expression tag	UNP A5U127
A	-13	HIS	-	expression tag	UNP A5U127
A	-12	HIS	-	expression tag	UNP A5U127
A	-11	HIS	-	expression tag	UNP A5U127

*Continued on next page...*

*Continued from previous page...*

Chain	Residue	Modelled	Actual	Comment	Reference
A	-10	HIS	-	expression tag	UNP A5U127
A	-9	SER	-	expression tag	UNP A5U127
A	-8	SER	-	expression tag	UNP A5U127
A	-7	GLY	-	expression tag	UNP A5U127
A	-6	LEU	-	expression tag	UNP A5U127
A	-5	VAL	-	expression tag	UNP A5U127
A	-4	PRO	-	expression tag	UNP A5U127
A	-3	ARG	-	expression tag	UNP A5U127
A	-2	GLY	-	expression tag	UNP A5U127
A	-1	SER	-	expression tag	UNP A5U127
A	0	HIS	-	expression tag	UNP A5U127
B	-19	MET	-	expression tag	UNP A5U127
B	-18	GLY	-	expression tag	UNP A5U127
B	-17	TRP	-	expression tag	UNP A5U127
B	-16	SER	-	expression tag	UNP A5U127
B	-15	HIS	-	expression tag	UNP A5U127
B	-14	HIS	-	expression tag	UNP A5U127
B	-13	HIS	-	expression tag	UNP A5U127
B	-12	HIS	-	expression tag	UNP A5U127
B	-11	HIS	-	expression tag	UNP A5U127
B	-10	HIS	-	expression tag	UNP A5U127
B	-9	SER	-	expression tag	UNP A5U127
B	-8	SER	-	expression tag	UNP A5U127
B	-7	GLY	-	expression tag	UNP A5U127
B	-6	LEU	-	expression tag	UNP A5U127
B	-5	VAL	-	expression tag	UNP A5U127
B	-4	PRO	-	expression tag	UNP A5U127
B	-3	ARG	-	expression tag	UNP A5U127
B	-2	GLY	-	expression tag	UNP A5U127
B	-1	SER	-	expression tag	UNP A5U127
B	0	HIS	-	expression tag	UNP A5U127
C	-19	MET	-	expression tag	UNP A5U127
C	-18	GLY	-	expression tag	UNP A5U127
C	-17	TRP	-	expression tag	UNP A5U127
C	-16	SER	-	expression tag	UNP A5U127
C	-15	HIS	-	expression tag	UNP A5U127
C	-14	HIS	-	expression tag	UNP A5U127
C	-13	HIS	-	expression tag	UNP A5U127
C	-12	HIS	-	expression tag	UNP A5U127
C	-11	HIS	-	expression tag	UNP A5U127
C	-10	HIS	-	expression tag	UNP A5U127
C	-9	SER	-	expression tag	UNP A5U127

*Continued on next page...*

*Continued from previous page...*

Chain	Residue	Modelled	Actual	Comment	Reference
C	-8	SER	-	expression tag	UNP A5U127
C	-7	GLY	-	expression tag	UNP A5U127
C	-6	LEU	-	expression tag	UNP A5U127
C	-5	VAL	-	expression tag	UNP A5U127
C	-4	PRO	-	expression tag	UNP A5U127
C	-3	ARG	-	expression tag	UNP A5U127
C	-2	GLY	-	expression tag	UNP A5U127
C	-1	SER	-	expression tag	UNP A5U127
C	0	HIS	-	expression tag	UNP A5U127
D	-19	MET	-	expression tag	UNP A5U127
D	-18	GLY	-	expression tag	UNP A5U127
D	-17	TRP	-	expression tag	UNP A5U127
D	-16	SER	-	expression tag	UNP A5U127
D	-15	HIS	-	expression tag	UNP A5U127
D	-14	HIS	-	expression tag	UNP A5U127
D	-13	HIS	-	expression tag	UNP A5U127
D	-12	HIS	-	expression tag	UNP A5U127
D	-11	HIS	-	expression tag	UNP A5U127
D	-10	HIS	-	expression tag	UNP A5U127
D	-9	SER	-	expression tag	UNP A5U127
D	-8	SER	-	expression tag	UNP A5U127
D	-7	GLY	-	expression tag	UNP A5U127
D	-6	LEU	-	expression tag	UNP A5U127
D	-5	VAL	-	expression tag	UNP A5U127
D	-4	PRO	-	expression tag	UNP A5U127
D	-3	ARG	-	expression tag	UNP A5U127
D	-2	GLY	-	expression tag	UNP A5U127
D	-1	SER	-	expression tag	UNP A5U127
D	0	HIS	-	expression tag	UNP A5U127
E	-19	MET	-	expression tag	UNP A5U127
E	-18	GLY	-	expression tag	UNP A5U127
E	-17	TRP	-	expression tag	UNP A5U127
E	-16	SER	-	expression tag	UNP A5U127
E	-15	HIS	-	expression tag	UNP A5U127
E	-14	HIS	-	expression tag	UNP A5U127
E	-13	HIS	-	expression tag	UNP A5U127
E	-12	HIS	-	expression tag	UNP A5U127
E	-11	HIS	-	expression tag	UNP A5U127
E	-10	HIS	-	expression tag	UNP A5U127
E	-9	SER	-	expression tag	UNP A5U127
E	-8	SER	-	expression tag	UNP A5U127
E	-7	GLY	-	expression tag	UNP A5U127

*Continued on next page...*

*Continued from previous page...*

Chain	Residue	Modelled	Actual	Comment	Reference
E	-6	LEU	-	expression tag	UNP A5U127
E	-5	VAL	-	expression tag	UNP A5U127
E	-4	PRO	-	expression tag	UNP A5U127
E	-3	ARG	-	expression tag	UNP A5U127
E	-2	GLY	-	expression tag	UNP A5U127
E	-1	SER	-	expression tag	UNP A5U127
E	0	HIS	-	expression tag	UNP A5U127
F	-19	MET	-	expression tag	UNP A5U127
F	-18	GLY	-	expression tag	UNP A5U127
F	-17	TRP	-	expression tag	UNP A5U127
F	-16	SER	-	expression tag	UNP A5U127
F	-15	HIS	-	expression tag	UNP A5U127
F	-14	HIS	-	expression tag	UNP A5U127
F	-13	HIS	-	expression tag	UNP A5U127
F	-12	HIS	-	expression tag	UNP A5U127
F	-11	HIS	-	expression tag	UNP A5U127
F	-10	HIS	-	expression tag	UNP A5U127
F	-9	SER	-	expression tag	UNP A5U127
F	-8	SER	-	expression tag	UNP A5U127
F	-7	GLY	-	expression tag	UNP A5U127
F	-6	LEU	-	expression tag	UNP A5U127
F	-5	VAL	-	expression tag	UNP A5U127
F	-4	PRO	-	expression tag	UNP A5U127
F	-3	ARG	-	expression tag	UNP A5U127
F	-2	GLY	-	expression tag	UNP A5U127
F	-1	SER	-	expression tag	UNP A5U127
F	0	HIS	-	expression tag	UNP A5U127
G	-19	MET	-	expression tag	UNP A5U127
G	-18	GLY	-	expression tag	UNP A5U127
G	-17	TRP	-	expression tag	UNP A5U127
G	-16	SER	-	expression tag	UNP A5U127
G	-15	HIS	-	expression tag	UNP A5U127
G	-14	HIS	-	expression tag	UNP A5U127
G	-13	HIS	-	expression tag	UNP A5U127
G	-12	HIS	-	expression tag	UNP A5U127
G	-11	HIS	-	expression tag	UNP A5U127
G	-10	HIS	-	expression tag	UNP A5U127
G	-9	SER	-	expression tag	UNP A5U127
G	-8	SER	-	expression tag	UNP A5U127
G	-7	GLY	-	expression tag	UNP A5U127
G	-6	LEU	-	expression tag	UNP A5U127
G	-5	VAL	-	expression tag	UNP A5U127

*Continued on next page...*

*Continued from previous page...*

Chain	Residue	Modelled	Actual	Comment	Reference
G	-4	PRO	-	expression tag	UNP A5U127
G	-3	ARG	-	expression tag	UNP A5U127
G	-2	GLY	-	expression tag	UNP A5U127
G	-1	SER	-	expression tag	UNP A5U127
G	0	HIS	-	expression tag	UNP A5U127
H	-19	MET	-	expression tag	UNP A5U127
H	-18	GLY	-	expression tag	UNP A5U127
H	-17	TRP	-	expression tag	UNP A5U127
H	-16	SER	-	expression tag	UNP A5U127
H	-15	HIS	-	expression tag	UNP A5U127
H	-14	HIS	-	expression tag	UNP A5U127
H	-13	HIS	-	expression tag	UNP A5U127
H	-12	HIS	-	expression tag	UNP A5U127
H	-11	HIS	-	expression tag	UNP A5U127
H	-10	HIS	-	expression tag	UNP A5U127
H	-9	SER	-	expression tag	UNP A5U127
H	-8	SER	-	expression tag	UNP A5U127
H	-7	GLY	-	expression tag	UNP A5U127
H	-6	LEU	-	expression tag	UNP A5U127
H	-5	VAL	-	expression tag	UNP A5U127
H	-4	PRO	-	expression tag	UNP A5U127
H	-3	ARG	-	expression tag	UNP A5U127
H	-2	GLY	-	expression tag	UNP A5U127
H	-1	SER	-	expression tag	UNP A5U127
H	0	HIS	-	expression tag	UNP A5U127
I	-19	MET	-	expression tag	UNP A5U127
I	-18	GLY	-	expression tag	UNP A5U127
I	-17	TRP	-	expression tag	UNP A5U127
I	-16	SER	-	expression tag	UNP A5U127
I	-15	HIS	-	expression tag	UNP A5U127
I	-14	HIS	-	expression tag	UNP A5U127
I	-13	HIS	-	expression tag	UNP A5U127
I	-12	HIS	-	expression tag	UNP A5U127
I	-11	HIS	-	expression tag	UNP A5U127
I	-10	HIS	-	expression tag	UNP A5U127
I	-9	SER	-	expression tag	UNP A5U127
I	-8	SER	-	expression tag	UNP A5U127
I	-7	GLY	-	expression tag	UNP A5U127
I	-6	LEU	-	expression tag	UNP A5U127
I	-5	VAL	-	expression tag	UNP A5U127
I	-4	PRO	-	expression tag	UNP A5U127
I	-3	ARG	-	expression tag	UNP A5U127

*Continued on next page...*



*Continued from previous page...*

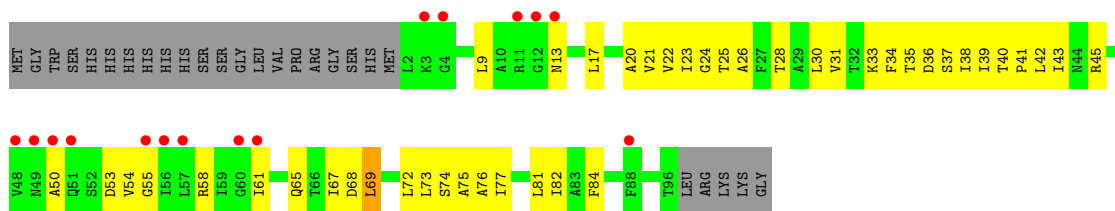
Chain	Residue	Modelled	Actual	Comment	Reference
I	-2	GLY	-	expression tag	UNP A5U127
I	-1	SER	-	expression tag	UNP A5U127
I	0	HIS	-	expression tag	UNP A5U127
J	-19	MET	-	expression tag	UNP A5U127
J	-18	GLY	-	expression tag	UNP A5U127
J	-17	TRP	-	expression tag	UNP A5U127
J	-16	SER	-	expression tag	UNP A5U127
J	-15	HIS	-	expression tag	UNP A5U127
J	-14	HIS	-	expression tag	UNP A5U127
J	-13	HIS	-	expression tag	UNP A5U127
J	-12	HIS	-	expression tag	UNP A5U127
J	-11	HIS	-	expression tag	UNP A5U127
J	-10	HIS	-	expression tag	UNP A5U127
J	-9	SER	-	expression tag	UNP A5U127
J	-8	SER	-	expression tag	UNP A5U127
J	-7	GLY	-	expression tag	UNP A5U127
J	-6	LEU	-	expression tag	UNP A5U127
J	-5	VAL	-	expression tag	UNP A5U127
J	-4	PRO	-	expression tag	UNP A5U127
J	-3	ARG	-	expression tag	UNP A5U127
J	-2	GLY	-	expression tag	UNP A5U127
J	-1	SER	-	expression tag	UNP A5U127
J	0	HIS	-	expression tag	UNP A5U127

- Molecule 2 is GOLD ION (three-letter code: AU) (formula: Au).

Mol	Chain	Residues	Atoms	ZeroOcc	AltConf
2	F	1	Total Au 1 1	0	0
2	G	1	Total Au 1 1	0	0
2	H	1	Total Au 1 1	0	0
2	I	1	Total Au 1 1	0	0
2	J	1	Total Au 1 1	0	0

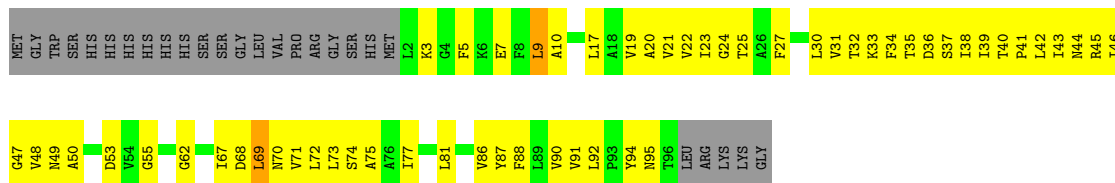






- Molecule 1: Large-conductance mechanosensitive channel

Chain J: 31% 45% 21%



## 4 Data and refinement statistics i

Property	Value	Source
Space group	P 1 21 1	Depositor
Cell constants a, b, c, $\alpha$ , $\beta$ , $\gamma$	84.71Å 110.31Å 136.80Å 90.00° 91.20° 90.00°	Depositor
Resolution (Å)	22.83 – 5.80 22.83 – 5.80	Depositor EDS
% Data completeness (in resolution range)	95.7 (22.83-5.80) 96.1 (22.83-5.80)	Depositor EDS
$R_{merge}$	0.05	Depositor
$R_{sym}$	(Not available)	Depositor
$\langle I/\sigma(I) \rangle$ <sup>1</sup>	2.28 (at 5.98Å)	Xtrriage
Refinement program	PHENIX (1.13_2998: ???)	Depositor
R, $R_{free}$	0.371 , 0.387 0.379 , 0.404	Depositor DCC
$R_{free}$ test set	303 reflections (4.51%)	wwPDB-VP
Wilson B-factor (Å <sup>2</sup> )	294.9	Xtrriage
Anisotropy	0.043	Xtrriage
Bulk solvent $k_{sol}$ (e/Å <sup>3</sup> ), $B_{sol}$ (Å <sup>2</sup> )	0.15 , 325.7	EDS
L-test for twinning <sup>2</sup>	$\langle  L  \rangle = 0.50$ , $\langle L^2 \rangle = 0.33$	Xtrriage
Estimated twinning fraction	0.002 for h,-k,-l	Xtrriage
$F_o, F_c$ correlation	0.84	EDS
Total number of atoms	7155	wwPDB-VP
Average B, all atoms (Å <sup>2</sup> )	567.0	wwPDB-VP

Xtrriage's analysis on translational NCS is as follows: *The largest off-origin peak in the Patterson function is 11.01% of the height of the origin peak. No significant pseudotranslation is detected.*

<sup>1</sup>Intensities estimated from amplitudes.

<sup>2</sup>Theoretical values of  $\langle |L| \rangle$ ,  $\langle L^2 \rangle$  for acentric reflections are 0.5, 0.333 respectively for untwinned datasets, and 0.375, 0.2 for perfectly twinned datasets.

## 5 Model quality [i](#)

### 5.1 Standard geometry [i](#)

Bond lengths and bond angles in the following residue types are not validated in this section:  
AU

The Z score for a bond length (or angle) is the number of standard deviations the observed value is removed from the expected value. A bond length (or angle) with  $|Z| > 5$  is considered an outlier worth inspection. RMSZ is the root-mean-square of all Z scores of the bond lengths (or angles).

Mol	Chain	Bond lengths		Bond angles	
		RMSZ	# Z  >5	RMSZ	# Z  >5
1	A	0.37	0/726	0.61	0/989
1	B	0.34	0/726	0.61	0/989
1	C	0.36	0/726	0.67	0/989
1	D	0.38	0/726	0.61	1/989 (0.1%)
1	E	0.34	0/726	0.64	0/989
1	F	0.40	0/726	0.67	0/989
1	G	0.39	0/726	0.64	0/989
1	H	0.35	0/726	0.65	0/989
1	I	0.38	0/726	0.67	1/989 (0.1%)
1	J	0.36	0/726	0.69	2/989 (0.2%)
All	All	0.37	0/7260	0.65	4/9890 (0.0%)

There are no bond length outliers.

All (4) bond angle outliers are listed below:

Mol	Chain	Res	Type	Atoms	Z	Observed(°)	Ideal(°)
1	I	69	LEU	CA-CB-CG	5.91	128.90	115.30
1	J	69	LEU	CA-CB-CG	5.81	128.66	115.30
1	D	9	LEU	CA-CB-CG	5.26	127.41	115.30
1	J	9	LEU	CA-CB-CG	5.14	127.12	115.30

There are no chirality outliers.

There are no planarity outliers.

### 5.2 Too-close contacts [i](#)

In the following table, the Non-H and H(model) columns list the number of non-hydrogen atoms and hydrogen atoms in the chain respectively. The H(added) column lists the number of hydrogen

atoms added and optimized by MolProbity. The Clashes column lists the number of clashes within the asymmetric unit, whereas Symm-Clashes lists symmetry-related clashes.

Mol	Chain	Non-H	H(model)	H(added)	Clashes	Symm-Clashes
1	A	715	0	759	68	0
1	B	715	0	759	59	0
1	C	715	0	759	68	0
1	D	715	0	759	71	0
1	E	715	0	759	64	0
1	F	715	0	759	75	0
1	G	715	0	759	68	0
1	H	715	0	759	66	0
1	I	715	0	759	57	0
1	J	715	0	759	85	0
2	F	1	0	0	4	0
2	G	1	0	0	0	0
2	H	1	0	0	0	0
2	I	1	0	0	0	0
2	J	1	0	0	0	0
All	All	7155	0	7590	495	0

The all-atom clashscore is defined as the number of clashes found per 1000 atoms (including hydrogen atoms). The all-atom clashscore for this structure is 34.

All (495) close contacts within the same asymmetric unit are listed below, sorted by their clash magnitude.

Atom-1	Atom-2	Interatomic distance (Å)	Clash overlap (Å)
1:F:63:GLY:O	2:F:201:AU:AU	1.30	1.19
1:F:63:GLY:C	2:F:201:AU:AU	1.60	1.10
1:F:63:GLY:CA	2:F:201:AU:AU	1.73	1.05
1:F:39:ILE:HG21	1:F:77:ILE:HG21	1.43	0.96
1:G:47:GLY:O	1:H:57:LEU:HA	1.65	0.96
1:F:57:LEU:HG	1:J:47:GLY:HA3	1.47	0.96
1:A:75:ALA:HB2	1:E:33:LYS:HD2	1.49	0.94
1:G:33:LYS:HD2	1:H:75:ALA:HB2	1.50	0.93
1:G:35:THR:HA	1:G:39:ILE:HD12	1.53	0.91
1:A:33:LYS:HD2	1:B:75:ALA:HB2	1.50	0.91
1:G:47:GLY:O	1:H:56:ILE:O	1.89	0.90
1:C:33:LYS:HD2	1:D:75:ALA:HB2	1.55	0.87
1:F:33:LYS:HD2	1:G:75:ALA:HB2	1.54	0.87
1:F:71:VAL:HG22	1:J:33:LYS:HD3	1.56	0.87
1:B:33:LYS:HD2	1:C:75:ALA:HB2	1.57	0.87
1:F:51:GLN:HE22	1:G:58:ARG:HD2	1.40	0.86

*Continued on next page...*

*Continued from previous page...*

Atom-1	Atom-2	Interatomic distance (Å)	Clash overlap (Å)
1:I:21:VAL:HG23	1:J:24:GLY:HA3	1.59	0.85
1:H:17:LEU:HD22	1:I:20:ALA:HB3	1.59	0.84
1:F:63:GLY:HA2	2:F:201:AU:AU	1.46	0.84
1:F:21:VAL:HG23	1:G:24:GLY:HA3	1.59	0.82
1:F:72:LEU:HD13	1:J:34:PHE:HB2	1.61	0.82
1:B:39:ILE:HG21	1:B:77:ILE:HG21	1.59	0.82
1:C:17:LEU:HD11	1:D:17:LEU:HG	1.61	0.82
1:E:50:ALA:HB1	1:E:67:ILE:H	1.44	0.82
1:C:33:LYS:HD3	1:D:71:VAL:HG22	1.61	0.81
1:H:91:VAL:HG23	1:H:95:ASN:HD22	1.45	0.81
1:F:33:LYS:HD3	1:G:71:VAL:HG22	1.62	0.80
1:I:24:GLY:O	1:I:28:THR:OG1	1.99	0.80
1:J:35:THR:O	1:J:39:ILE:N	2.16	0.79
1:D:74:SER:HA	1:D:77:ILE:HD12	1.65	0.79
1:J:35:THR:HG22	1:J:39:ILE:HG13	1.65	0.78
1:C:21:VAL:HG11	1:D:21:VAL:HG12	1.66	0.78
1:A:33:LYS:HD3	1:B:71:VAL:HG22	1.66	0.77
1:F:17:LEU:HD21	1:G:17:LEU:HG	1.66	0.77
1:G:22:VAL:HG11	1:H:86:VAL:HG11	1.67	0.76
1:I:17:LEU:HD11	1:J:17:LEU:HG	1.67	0.76
1:A:49:ASN:ND2	1:A:70:ASN:OD1	2.20	0.74
1:C:74:SER:HA	1:C:77:ILE:HD12	1.68	0.74
1:J:39:ILE:HG12	1:J:77:ILE:HB	1.69	0.74
1:D:45:ARG:HD2	1:E:53:ASP:OD1	1.88	0.74
1:G:33:LYS:HD3	1:H:71:VAL:HG22	1.70	0.74
1:F:68:ASP:OD1	1:F:69:LEU:N	2.21	0.74
1:J:40:THR:O	1:J:44:ASN:N	2.13	0.73
1:I:33:LYS:HD2	1:J:75:ALA:HB2	1.70	0.73
1:J:39:ILE:HA	1:J:77:ILE:HD12	1.70	0.73
1:J:43:ILE:HG13	1:J:73:LEU:HD22	1.71	0.73
1:I:69:LEU:O	1:I:72:LEU:HB3	1.88	0.73
1:I:34:PHE:HA	1:J:72:LEU:HD13	1.71	0.73
1:G:43:ILE:O	1:G:70:ASN:ND2	2.22	0.73
1:B:33:LYS:HD3	1:C:71:VAL:HG22	1.69	0.72
1:D:41:PRO:HB2	1:E:67:ILE:HG12	1.71	0.72
1:I:45:ARG:HA	1:J:55:GLY:HA3	1.71	0.72
1:A:48:VAL:HB	1:A:70:ASN:HB3	1.71	0.72
1:D:21:VAL:HG23	1:E:24:GLY:HA3	1.70	0.72
1:D:33:LYS:HD2	1:E:75:ALA:HB2	1.70	0.72
1:H:21:VAL:HG11	1:I:21:VAL:HG12	1.71	0.72
1:C:35:THR:HG22	1:C:36:ASP:OD1	1.91	0.70

*Continued on next page...*



*Continued from previous page...*

Atom-1	Atom-2	Interatomic distance (Å)	Clash overlap (Å)
1:F:74:SER:HA	1:F:77:ILE:HD12	1.73	0.70
1:H:88:PHE:HA	1:H:91:VAL:HG12	1.72	0.70
1:I:74:SER:HA	1:I:77:ILE:HD12	1.72	0.70
1:G:31:VAL:HA	1:G:34:PHE:HB3	1.72	0.70
1:G:34:PHE:HA	1:H:72:LEU:HD13	1.73	0.70
1:F:43:ILE:O	1:F:70:ASN:ND2	2.25	0.70
1:J:36:ASP:HA	1:J:39:ILE:HB	1.71	0.70
1:J:43:ILE:HG22	1:J:70:ASN:HB2	1.73	0.70
1:G:60:GLY:O	1:G:62:GLY:N	2.24	0.70
1:H:17:LEU:O	1:H:21:VAL:HG22	1.91	0.70
1:A:45:ARG:HD2	1:B:53:ASP:OD1	1.92	0.70
1:C:62:GLY:H	1:H:60:GLY:HA3	1.56	0.70
1:D:40:THR:O	1:D:44:ASN:N	2.24	0.70
1:D:30:LEU:HA	1:E:75:ALA:HB1	1.72	0.69
1:J:35:THR:HG23	1:J:81:LEU:HD12	1.74	0.69
1:C:34:PHE:HA	1:D:72:LEU:HD13	1.75	0.69
1:I:30:LEU:HA	1:J:75:ALA:HB1	1.75	0.69
1:A:66:THR:O	1:E:41:PRO:HB2	1.93	0.69
1:B:43:ILE:HG23	1:B:46:ILE:HD12	1.76	0.68
1:G:43:ILE:HG22	1:G:70:ASN:HB2	1.76	0.68
1:B:50:ALA:HB2	1:B:68:ASP:HA	1.75	0.67
1:H:51:GLN:HA	1:I:58:ARG:HG2	1.75	0.67
1:H:17:LEU:HD21	1:I:21:VAL:HG13	1.77	0.67
1:B:60:GLY:HA3	1:I:61:ILE:HA	1.77	0.67
1:A:32:THR:HG23	1:A:78:ASN:HD22	1.60	0.66
1:B:94:TYR:HE2	1:E:8:PHE:HZ	1.42	0.66
1:A:46:ILE:HG22	1:A:48:VAL:HG23	1.77	0.66
1:F:35:THR:HA	1:F:39:ILE:HD12	1.76	0.66
1:F:49:ASN:HD22	1:F:69:LEU:HB2	1.59	0.66
1:A:35:THR:HA	1:A:39:ILE:HD12	1.77	0.66
1:A:78:ASN:OD1	1:A:79:PHE:N	2.29	0.66
1:D:11:ARG:NH2	1:E:16:ASP:OD1	2.28	0.66
1:E:53:ASP:OD2	1:E:67:ILE:HD11	1.97	0.65
1:G:91:VAL:O	1:G:95:ASN:N	2.25	0.65
1:A:41:PRO:CG	1:B:67:ILE:HA	2.27	0.65
1:F:70:ASN:O	1:F:74:SER:N	2.30	0.65
1:A:34:PHE:HB2	1:B:72:LEU:HD13	1.79	0.65
1:D:37:SER:OG	1:D:38:ILE:HG12	1.97	0.65
1:F:49:ASN:ND2	1:F:69:LEU:HB2	2.12	0.64
1:A:17:LEU:HD22	1:B:20:ALA:HB3	1.78	0.64
1:F:39:ILE:HG22	1:F:77:ILE:HD13	1.79	0.64

*Continued on next page...*

*Continued from previous page...*

Atom-1	Atom-2	Interatomic distance (Å)	Clash overlap (Å)
1:H:46:ILE:HG22	1:H:48:VAL:HG23	1.79	0.64
1:G:49:ASN:OD1	1:G:70:ASN:HB3	1.97	0.64
1:I:13:ASN:O	1:I:17:LEU:N	2.23	0.64
1:J:31:VAL:O	1:J:35:THR:OG1	2.12	0.64
1:J:91:VAL:O	1:J:95:ASN:N	2.26	0.64
1:G:21:VAL:HG23	1:H:24:GLY:HA3	1.79	0.63
1:A:69:LEU:O	1:A:72:LEU:HB3	1.99	0.63
1:J:39:ILE:HG23	1:J:74:SER:HB3	1.79	0.63
1:D:49:ASN:OD1	1:D:70:ASN:HB3	1.98	0.63
1:I:33:LYS:HB3	1:J:75:ALA:HB2	1.80	0.63
1:D:35:THR:HG23	1:D:77:ILE:HG22	1.80	0.62
1:B:41:PRO:HB2	1:C:67:ILE:HG12	1.81	0.62
1:H:81:LEU:HA	1:H:84:PHE:HB2	1.81	0.62
1:E:35:THR:HG23	1:E:77:ILE:HG22	1.80	0.62
1:B:35:THR:HA	1:B:39:ILE:HD12	1.81	0.62
1:F:59:ILE:HG21	1:J:50:ALA:HB3	1.80	0.62
1:I:21:VAL:HG21	1:J:21:VAL:HA	1.82	0.62
1:A:76:ALA:HA	1:E:30:LEU:HD13	1.81	0.62
1:A:55:GLY:HA3	1:E:45:ARG:HA	1.83	0.61
1:H:48:VAL:HG12	1:H:69:LEU:HD22	1.82	0.61
1:I:50:ALA:HB2	1:I:68:ASP:HA	1.82	0.61
1:C:43:ILE:HG13	1:C:77:ILE:CD1	2.30	0.61
1:G:48:VAL:HG12	1:G:48:VAL:O	2.01	0.61
1:D:21:VAL:HG11	1:E:21:VAL:HG12	1.81	0.61
1:D:53:ASP:HB2	1:D:67:ILE:HG13	1.82	0.61
1:G:30:LEU:HA	1:H:75:ALA:HB1	1.82	0.60
1:B:43:ILE:O	1:B:70:ASN:ND2	2.34	0.60
1:D:42:LEU:HD12	1:E:67:ILE:HD13	1.83	0.60
1:F:38:ILE:HG13	1:G:72:LEU:HD22	1.83	0.60
1:D:34:PHE:HB2	1:E:72:LEU:HD13	1.84	0.60
1:A:49:ASN:OD1	1:A:70:ASN:N	2.35	0.60
1:I:41:PRO:HG2	1:J:67:ILE:HG23	1.83	0.60
1:F:45:ARG:HA	1:G:55:GLY:HA3	1.84	0.60
1:C:53:ASP:OD2	1:C:67:ILE:HD11	2.02	0.59
1:H:69:LEU:O	1:H:72:LEU:HB3	2.01	0.59
1:A:41:PRO:CB	1:B:67:ILE:HA	2.32	0.59
1:I:81:LEU:HA	1:I:84:PHE:HB2	1.83	0.59
1:J:43:ILE:O	1:J:70:ASN:ND2	2.35	0.59
1:H:33:LYS:HD2	1:I:75:ALA:HB2	1.85	0.59
1:F:22:VAL:HG11	1:G:86:VAL:HG21	1.83	0.59
1:C:38:ILE:HG13	1:D:72:LEU:HD22	1.85	0.59

*Continued on next page...*

*Continued from previous page...*

Atom-1	Atom-2	Interatomic distance (Å)	Clash overlap (Å)
1:D:50:ALA:HB2	1:D:68:ASP:HA	1.85	0.59
1:H:24:GLY:O	1:H:28:THR:OG1	2.20	0.59
1:J:3:LYS:HD3	1:J:7:GLU:HB2	1.85	0.59
1:D:43:ILE:HG22	1:D:70:ASN:HB2	1.85	0.59
1:G:81:LEU:HD23	1:G:84:PHE:HD2	1.67	0.59
1:J:50:ALA:HB2	1:J:68:ASP:OD1	2.03	0.58
1:D:17:LEU:HD21	1:E:17:LEU:HG	1.84	0.58
1:J:40:THR:HG22	1:J:44:ASN:HB2	1.85	0.58
1:C:21:VAL:HG23	1:D:24:GLY:HA3	1.85	0.58
1:B:21:VAL:HG23	1:C:24:GLY:HA3	1.86	0.58
1:G:34:PHE:CE2	1:G:81:LEU:HD13	2.39	0.58
1:A:9:LEU:HD21	1:B:90:VAL:HG13	1.86	0.57
1:A:21:VAL:HG12	1:E:21:VAL:HG11	1.86	0.57
1:D:50:ALA:HB1	1:D:66:THR:HB	1.87	0.57
1:A:80:PHE:HB3	1:A:84:PHE:CE2	2.40	0.57
1:F:45:ARG:HD2	1:G:53:ASP:OD1	2.04	0.57
1:C:32:THR:OG1	1:C:82:ILE:HD11	2.04	0.57
1:D:67:ILE:O	1:D:69:LEU:HD12	2.04	0.57
1:I:67:ILE:O	1:I:69:LEU:HD12	2.04	0.57
1:E:31:VAL:HG11	1:E:82:ILE:HA	1.86	0.57
1:A:17:LEU:HG	1:E:17:LEU:HD11	1.87	0.57
1:J:67:ILE:O	1:J:69:LEU:HD12	2.04	0.57
1:F:53:ASP:OD1	1:J:45:ARG:HD2	2.04	0.57
1:J:46:ILE:HG22	1:J:48:VAL:HG23	1.87	0.57
1:I:38:ILE:HD13	1:J:69:LEU:HG	1.86	0.56
1:D:24:GLY:O	1:D:28:THR:OG1	2.14	0.56
1:B:19:VAL:HA	1:B:22:VAL:HB	1.87	0.56
1:J:39:ILE:O	1:J:43:ILE:HG12	2.06	0.56
1:J:87:TYR:O	1:J:91:VAL:HB	2.06	0.56
1:A:10:ALA:HB1	1:B:94:TYR:HD1	1.71	0.56
1:A:5:PHE:HD2	1:A:6:LYS:HG3	1.71	0.56
1:J:43:ILE:HG21	1:J:73:LEU:HB3	1.88	0.56
1:C:39:ILE:HG21	1:C:77:ILE:HG21	1.88	0.56
1:B:30:LEU:HA	1:C:75:ALA:HB1	1.88	0.55
1:D:25:THR:O	1:D:29:ALA:N	2.39	0.55
1:E:32:THR:OG1	1:E:82:ILE:HD11	2.07	0.55
1:G:35:THR:O	1:G:39:ILE:HB	2.07	0.55
1:F:54:VAL:O	1:J:45:ARG:HG3	2.05	0.55
1:C:35:THR:HA	1:C:39:ILE:HD12	1.88	0.55
1:F:71:VAL:HA	1:F:74:SER:HB2	1.88	0.55
1:J:39:ILE:CG1	1:J:77:ILE:HB	2.35	0.55

*Continued on next page...*

*Continued from previous page...*

Atom-1	Atom-2	Interatomic distance (Å)	Clash overlap (Å)
1:G:69:LEU:O	1:G:72:LEU:N	2.40	0.55
1:J:39:ILE:HG23	1:J:74:SER:CB	2.37	0.55
1:B:53:ASP:HB2	1:B:67:ILE:HG13	1.88	0.55
1:G:43:ILE:HG21	1:G:73:LEU:HB3	1.88	0.55
1:A:70:ASN:HB2	1:A:73:LEU:HB3	1.88	0.54
1:I:38:ILE:O	1:I:42:LEU:HD13	2.07	0.54
1:B:53:ASP:HB3	1:B:65:GLN:HB2	1.88	0.54
1:F:55:GLY:HA3	1:J:45:ARG:HA	1.89	0.54
1:F:41:PRO:HB2	1:G:67:ILE:HG12	1.89	0.54
1:C:62:GLY:N	1:H:60:GLY:HA3	2.21	0.54
1:C:60:GLY:HA3	1:H:62:GLY:N	2.21	0.54
1:D:41:PRO:HA	1:D:44:ASN:HB3	1.89	0.54
1:D:43:ILE:HG13	1:D:77:ILE:CD1	2.38	0.54
1:A:82:ILE:HG21	1:E:26:ALA:HB2	1.89	0.54
1:G:22:VAL:HG23	1:H:24:GLY:HA2	1.90	0.54
1:B:17:LEU:HD21	1:C:17:LEU:HG	1.89	0.53
1:C:49:ASN:OD1	1:C:70:ASN:HB3	2.07	0.53
1:A:69:LEU:HA	1:E:38:ILE:CD1	2.39	0.53
1:H:27:PHE:CE2	1:H:86:VAL:HB	2.43	0.53
1:I:17:LEU:HD22	1:J:20:ALA:HB3	1.90	0.53
1:A:58:ARG:HB2	1:E:48:VAL:HG22	1.91	0.53
1:D:34:PHE:HD1	1:E:72:LEU:HD22	1.73	0.53
1:D:43:ILE:HG23	1:D:46:ILE:HD12	1.90	0.53
1:F:17:LEU:HG	1:J:17:LEU:HD11	1.90	0.53
1:A:35:THR:HG21	1:A:78:ASN:HB3	1.90	0.53
1:F:33:LYS:CD	1:G:75:ALA:HB2	2.33	0.53
1:B:37:SER:HB2	1:C:68:ASP:O	2.08	0.53
1:C:45:ARG:HD2	1:D:53:ASP:OD1	2.09	0.53
1:C:81:LEU:HD23	1:C:84:PHE:HD2	1.72	0.53
1:F:43:ILE:HG22	1:F:70:ASN:HB2	1.92	0.52
1:F:75:ALA:HB2	1:J:33:LYS:NZ	2.24	0.52
1:J:19:VAL:O	1:J:23:ILE:HG13	2.10	0.52
1:F:71:VAL:HG13	1:J:33:LYS:HG2	1.91	0.52
1:H:45:ARG:HB2	1:I:53:ASP:OD2	2.09	0.52
1:A:53:ASP:OD2	1:E:45:ARG:HD2	2.10	0.52
1:B:10:ALA:HB1	1:C:94:TYR:CD1	2.44	0.52
1:F:57:LEU:HB3	1:F:59:ILE:HG12	1.92	0.52
1:D:18:ALA:HB1	1:E:23:ILE:HB	1.90	0.52
1:J:39:ILE:HG22	1:J:40:THR:N	2.25	0.52
1:H:17:LEU:HD11	1:I:17:LEU:HG	1.90	0.52
1:A:34:PHE:HD1	1:B:72:LEU:HD22	1.75	0.52

*Continued on next page...*

*Continued from previous page...*

Atom-1	Atom-2	Interatomic distance (Å)	Clash overlap (Å)
1:A:53:ASP:OD2	1:A:67:ILE:HD11	2.09	0.52
1:B:71:VAL:O	1:B:75:ALA:N	2.42	0.52
1:G:15:VAL:HG21	1:H:94:TYR:CZ	2.45	0.51
1:H:21:VAL:HG21	1:I:21:VAL:HA	1.91	0.51
1:H:32:THR:OG1	1:H:82:ILE:HD11	2.10	0.51
1:E:39:ILE:HG21	1:E:77:ILE:HG21	1.91	0.51
1:A:48:VAL:H	1:A:70:ASN:ND2	2.09	0.51
1:A:45:ARG:HA	1:B:55:GLY:HA3	1.91	0.51
1:H:3:LYS:HD3	1:H:7:GLU:HG3	1.93	0.51
1:D:53:ASP:N	1:D:65:GLN:O	2.43	0.51
1:I:37:SER:HB2	1:J:68:ASP:O	2.10	0.51
1:A:39:ILE:HG21	1:A:77:ILE:HG21	1.93	0.50
1:H:91:VAL:HA	1:H:95:ASN:HB2	1.92	0.50
1:F:75:ALA:HA	1:F:78:ASN:HB2	1.94	0.50
1:H:53:ASP:HB3	1:H:65:GLN:HB2	1.93	0.50
1:A:49:ASN:HA	1:A:69:LEU:H	1.76	0.50
1:C:40:THR:O	1:C:44:ASN:N	2.44	0.50
1:D:35:THR:HA	1:D:39:ILE:HD12	1.94	0.50
1:D:43:ILE:O	1:D:70:ASN:ND2	2.45	0.50
1:G:53:ASP:O	1:G:65:GLN:HB3	2.11	0.50
1:I:43:ILE:HG13	1:I:77:ILE:CD1	2.41	0.50
1:A:13:ASN:O	1:A:17:LEU:N	2.29	0.50
1:E:32:THR:O	1:E:35:THR:HB	2.12	0.50
1:F:20:ALA:HB3	1:J:17:LEU:HD22	1.94	0.50
1:J:39:ILE:HA	1:J:77:ILE:CD1	2.42	0.50
1:F:73:LEU:O	1:F:77:ILE:HG13	2.11	0.49
1:H:17:LEU:CD2	1:I:20:ALA:HB3	2.38	0.49
1:C:36:ASP:HA	1:C:40:THR:OG1	2.12	0.49
1:C:73:LEU:O	1:C:77:ILE:HG13	2.11	0.49
1:I:25:THR:HG21	1:J:25:THR:HG22	1.94	0.49
1:B:69:LEU:O	1:B:72:LEU:N	2.45	0.49
1:C:81:LEU:HA	1:C:84:PHE:HB2	1.94	0.49
1:A:24:GLY:HA3	1:E:21:VAL:HG23	1.93	0.49
1:C:31:VAL:HG11	1:C:82:ILE:HA	1.95	0.49
1:F:40:THR:N	1:F:41:PRO:HD2	2.27	0.49
1:D:21:VAL:HG21	1:E:21:VAL:HA	1.94	0.49
1:D:33:LYS:O	1:D:37:SER:HB3	2.12	0.49
1:E:60:GLY:HA2	1:F:60:GLY:O	2.13	0.49
1:F:26:ALA:O	1:F:29:ALA:HB3	2.13	0.49
1:A:50:ALA:H	1:A:68:ASP:HA	1.78	0.48
1:F:40:THR:OG1	1:F:74:SER:HB3	2.13	0.48

*Continued on next page...*

*Continued from previous page...*

Atom-1	Atom-2	Interatomic distance (Å)	Clash overlap (Å)
1:I:31:VAL:HG11	1:I:82:ILE:HA	1.94	0.48
1:H:39:ILE:HG22	1:H:77:ILE:HD13	1.95	0.48
1:I:9:LEU:HD21	1:J:90:VAL:HG13	1.94	0.48
1:I:36:ASP:OD1	1:I:40:THR:OG1	2.21	0.48
1:B:17:LEU:CD2	1:C:17:LEU:HG	2.44	0.48
1:C:82:ILE:O	1:C:86:VAL:HG12	2.13	0.48
1:G:49:ASN:HB3	1:G:69:LEU:HB2	1.96	0.48
1:I:43:ILE:HG13	1:I:77:ILE:HD11	1.94	0.48
1:E:43:ILE:HD12	1:E:73:LEU:HD22	1.95	0.48
1:D:43:ILE:HG13	1:D:77:ILE:HD11	1.95	0.48
1:E:49:ASN:ND2	1:E:69:LEU:HB2	2.27	0.48
1:G:22:VAL:HG13	1:H:28:THR:CG2	2.44	0.48
1:G:67:ILE:O	1:G:69:LEU:HD12	2.13	0.48
1:H:80:PHE:O	1:H:84:PHE:N	2.45	0.48
1:J:88:PHE:CE1	1:J:92:LEU:HD13	2.49	0.48
1:F:39:ILE:CG2	1:F:77:ILE:HD13	2.43	0.48
1:F:60:GLY:O	1:F:62:GLY:N	2.47	0.48
1:J:46:ILE:CG2	1:J:48:VAL:HG23	2.44	0.48
1:A:38:ILE:HD12	1:B:69:LEU:HG	1.95	0.48
1:D:73:LEU:O	1:D:77:ILE:HG13	2.14	0.48
1:H:49:ASN:CB	1:H:69:LEU:H	2.27	0.48
1:H:74:SER:HA	1:H:77:ILE:HD12	1.95	0.48
1:I:81:LEU:HD23	1:I:84:PHE:HD2	1.78	0.48
1:F:67:ILE:HG12	1:J:41:PRO:HB2	1.96	0.47
1:G:39:ILE:HG21	1:G:77:ILE:HG21	1.95	0.47
1:G:43:ILE:HD12	1:G:73:LEU:HD22	1.95	0.47
1:A:41:PRO:HG2	1:B:67:ILE:HA	1.96	0.47
1:I:39:ILE:O	1:I:43:ILE:HG12	2.14	0.47
1:A:17:LEU:HD11	1:B:17:LEU:HG	1.97	0.47
1:G:45:ARG:O	1:G:46:ILE:C	2.50	0.47
1:F:72:LEU:HD22	1:J:34:PHE:HD1	1.79	0.47
1:H:43:ILE:O	1:H:70:ASN:ND2	2.47	0.47
1:J:71:VAL:O	1:J:74:SER:HB2	2.13	0.47
1:H:18:ALA:HA	1:I:20:ALA:HB1	1.96	0.47
1:J:32:THR:O	1:J:36:ASP:N	2.37	0.47
1:F:43:ILE:CG2	1:F:70:ASN:HB2	2.44	0.47
1:F:51:GLN:OE1	1:G:58:ARG:HB3	2.15	0.47
1:G:47:GLY:HA2	1:H:57:LEU:HG	1.97	0.47
1:I:35:THR:HG23	1:I:77:ILE:HG22	1.96	0.47
1:C:30:LEU:HD13	1:D:76:ALA:HA	1.95	0.47
1:E:53:ASP:N	1:E:65:GLN:O	2.46	0.47

*Continued on next page...*

*Continued from previous page...*

Atom-1	Atom-2	Interatomic distance (Å)	Clash overlap (Å)
1:C:43:ILE:HG23	1:C:73:LEU:HD22	1.97	0.47
1:C:92:LEU:HB3	1:C:93:PRO:HD3	1.97	0.47
1:G:69:LEU:O	1:G:71:VAL:N	2.48	0.47
1:D:39:ILE:HG22	1:D:77:ILE:HD13	1.96	0.47
1:F:72:LEU:O	1:F:76:ALA:N	2.46	0.47
1:A:32:THR:O	1:A:35:THR:HB	2.15	0.46
1:C:39:ILE:O	1:C:43:ILE:HG12	2.16	0.46
1:C:45:ARG:HB2	1:D:53:ASP:OD1	2.15	0.46
1:F:83:ALA:HA	1:F:86:VAL:HG12	1.97	0.46
1:H:8:PHE:CZ	1:J:94:TYR:HE2	2.33	0.46
1:H:71:VAL:HA	1:H:74:SER:HB2	1.96	0.46
1:F:48:VAL:HG12	1:F:48:VAL:O	2.15	0.46
1:I:73:LEU:O	1:I:77:ILE:HG13	2.14	0.46
1:A:41:PRO:HB3	1:B:67:ILE:HA	1.97	0.46
1:E:39:ILE:CG2	1:E:77:ILE:HD13	2.45	0.46
1:F:57:LEU:HD13	1:F:61:ILE:O	2.14	0.46
1:A:17:LEU:HD22	1:B:20:ALA:CB	2.45	0.46
1:A:49:ASN:ND2	1:A:71:VAL:HG23	2.31	0.46
1:C:19:VAL:HA	1:C:22:VAL:HB	1.97	0.46
1:C:74:SER:HA	1:C:77:ILE:CD1	2.42	0.46
1:D:22:VAL:HG23	1:E:24:GLY:HA2	1.96	0.46
1:F:28:THR:HG21	1:J:22:VAL:HG13	1.98	0.46
1:J:49:ASN:CG	1:J:69:LEU:HB2	2.35	0.46
1:G:69:LEU:O	1:G:72:LEU:HB3	2.16	0.46
1:J:27:PHE:CE2	1:J:86:VAL:HB	2.50	0.46
1:B:34:PHE:HE2	1:B:81:LEU:HD13	1.80	0.46
1:B:35:THR:O	1:B:39:ILE:HB	2.16	0.46
1:J:35:THR:CG2	1:J:81:LEU:HD12	2.45	0.46
1:E:39:ILE:O	1:E:43:ILE:HG12	2.16	0.46
1:F:34:PHE:HA	1:G:72:LEU:HD13	1.98	0.46
1:H:14:ILE:O	1:H:18:ALA:N	2.26	0.46
1:C:38:ILE:CG1	1:D:72:LEU:HD22	2.46	0.46
1:F:32:THR:HG23	1:F:78:ASN:ND2	2.31	0.46
1:G:18:ALA:HB1	1:H:23:ILE:HB	1.97	0.46
1:I:17:LEU:HD21	1:J:21:VAL:HG13	1.98	0.46
1:C:21:VAL:HG21	1:D:21:VAL:HA	1.97	0.46
1:H:30:LEU:HD13	1:I:76:ALA:HA	1.98	0.46
1:J:39:ILE:CG2	1:J:74:SER:HB3	2.46	0.46
1:B:42:LEU:HD12	1:C:67:ILE:HD13	1.98	0.45
1:C:24:GLY:O	1:C:28:THR:OG1	2.24	0.45
1:A:60:GLY:HA3	1:J:62:GLY:H	1.80	0.45

*Continued on next page...*

*Continued from previous page...*

Atom-1	Atom-2	Interatomic distance (Å)	Clash overlap (Å)
1:C:38:ILE:O	1:C:41:PRO:HG2	2.16	0.45
1:G:34:PHE:HE2	1:G:81:LEU:HD13	1.81	0.45
1:B:53:ASP:HB2	1:B:67:ILE:CG1	2.47	0.45
1:B:59:ILE:HG13	1:B:60:GLY:N	2.30	0.45
1:D:39:ILE:O	1:D:43:ILE:HG12	2.15	0.45
1:G:91:VAL:HG12	1:G:95:ASN:HB2	1.99	0.45
1:A:34:PHE:CD1	1:A:38:ILE:HG13	2.52	0.45
1:E:74:SER:HA	1:E:77:ILE:HD12	1.98	0.45
1:E:91:VAL:HG13	1:E:95:ASN:HB2	1.97	0.45
1:H:31:VAL:HG11	1:H:82:ILE:HA	1.99	0.45
1:I:39:ILE:HG22	1:I:77:ILE:HD13	1.97	0.45
1:B:69:LEU:O	1:B:72:LEU:HB3	2.16	0.45
1:C:43:ILE:HG23	1:C:46:ILE:HD12	1.99	0.45
1:D:40:THR:HB	1:D:41:PRO:HD3	1.98	0.45
1:H:39:ILE:O	1:H:42:LEU:HB2	2.17	0.45
1:H:40:THR:OG1	1:H:74:SER:HB3	2.16	0.45
1:I:38:ILE:CD1	1:J:69:LEU:HG	2.47	0.45
1:C:43:ILE:HG13	1:C:77:ILE:HD11	1.99	0.44
1:B:41:PRO:HG2	1:C:67:ILE:HG23	1.99	0.44
1:G:91:VAL:CG1	1:G:95:ASN:HB2	2.48	0.44
1:H:39:ILE:CG2	1:H:77:ILE:HD13	2.47	0.44
1:I:53:ASP:OD1	1:I:54:VAL:N	2.49	0.44
1:J:35:THR:CG2	1:J:77:ILE:HG22	2.47	0.44
1:F:67:ILE:HG23	1:J:37:SER:O	2.17	0.44
1:E:53:ASP:O	1:E:65:GLN:HB2	2.18	0.44
1:J:87:TYR:CE1	1:J:91:VAL:HG11	2.52	0.44
1:H:45:ARG:HA	1:I:55:GLY:HA3	1.99	0.44
1:B:59:ILE:HG13	1:B:60:GLY:H	1.83	0.44
1:A:21:VAL:O	1:A:25:THR:HG23	2.17	0.44
1:D:17:LEU:HD22	1:E:17:LEU:HA	2.00	0.44
1:D:69:LEU:O	1:D:72:LEU:N	2.49	0.44
1:I:22:VAL:O	1:I:26:ALA:N	2.44	0.44
1:I:45:ARG:HD2	1:J:53:ASP:OD1	2.18	0.44
1:C:27:PHE:CE2	1:C:86:VAL:HB	2.53	0.44
1:D:33:LYS:HD3	1:E:71:VAL:HG22	2.00	0.44
1:G:31:VAL:HG11	1:G:82:ILE:HA	2.00	0.44
1:F:43:ILE:HA	1:F:46:ILE:HD12	1.99	0.44
1:G:81:LEU:HA	1:G:84:PHE:HB2	1.99	0.44
1:A:68:ASP:O	1:E:38:ILE:HD13	2.18	0.43
1:F:94:TYR:CD1	1:J:10:ALA:HA	2.53	0.43
1:G:22:VAL:HG13	1:H:28:THR:HG21	2.01	0.43

*Continued on next page...*



*Continued from previous page...*

Atom-1	Atom-2	Interatomic distance (Å)	Clash overlap (Å)
1:H:30:LEU:HD13	1:I:76:ALA:CA	2.48	0.43
1:J:35:THR:HG21	1:J:77:ILE:O	2.18	0.43
1:B:32:THR:OG1	1:B:82:ILE:HD11	2.18	0.43
1:C:81:LEU:HD23	1:C:84:PHE:CD2	2.52	0.43
1:F:20:ALA:CB	1:J:17:LEU:HD22	2.49	0.43
1:G:45:ARG:HB2	1:H:53:ASP:OD2	2.18	0.43
1:C:71:VAL:O	1:C:75:ALA:N	2.52	0.43
1:H:49:ASN:HB3	1:H:69:LEU:H	1.83	0.43
1:J:3:LYS:HE2	1:J:7:GLU:HG3	1.99	0.43
1:A:5:PHE:O	1:A:9:LEU:HB2	2.18	0.43
1:C:43:ILE:HD12	1:C:73:LEU:HD22	2.01	0.43
1:G:50:ALA:HB1	1:G:66:THR:HB	2.00	0.43
1:J:5:PHE:O	1:J:9:LEU:HB2	2.19	0.43
1:A:20:ALA:HB1	1:E:18:ALA:HB2	2.01	0.43
1:A:38:ILE:CD1	1:B:69:LEU:HG	2.49	0.43
1:B:83:ALA:HA	1:B:86:VAL:HG12	2.00	0.43
1:F:51:GLN:NE2	1:G:58:ARG:HD2	2.21	0.43
1:F:81:LEU:HD23	1:F:84:PHE:HD2	1.84	0.43
1:C:35:THR:HG23	1:C:77:ILE:CG2	2.49	0.43
1:D:40:THR:OG1	1:D:74:SER:HB3	2.17	0.43
1:G:51:GLN:OE1	1:H:58:ARG:HD2	2.19	0.43
1:A:79:PHE:CD2	1:E:30:LEU:HD22	2.53	0.43
1:D:30:LEU:HB2	1:E:79:PHE:HB2	2.00	0.43
1:I:50:ALA:HA	1:I:67:ILE:O	2.19	0.43
1:G:81:LEU:HD23	1:G:84:PHE:CD2	2.49	0.43
1:H:83:ALA:O	1:H:87:TYR:HB3	2.19	0.43
1:H:92:LEU:HB3	1:H:93:PRO:HD3	2.01	0.43
1:C:80:PHE:O	1:C:84:PHE:N	2.51	0.43
1:D:34:PHE:CE2	1:D:39:ILE:HD11	2.54	0.43
1:A:16:ASP:O	1:A:20:ALA:N	2.50	0.42
1:F:34:PHE:HB2	1:G:72:LEU:HD13	2.00	0.42
1:I:21:VAL:HG11	1:J:21:VAL:HG12	2.01	0.42
1:J:71:VAL:HA	1:J:74:SER:OG	2.19	0.42
1:C:43:ILE:CG2	1:C:73:LEU:HD22	2.49	0.42
1:E:18:ALA:O	1:E:22:VAL:HG23	2.19	0.42
1:F:38:ILE:HD12	1:G:69:LEU:HG	2.01	0.42
1:F:50:ALA:HA	1:F:66:THR:HB	2.01	0.42
1:I:54:VAL:HG13	1:I:54:VAL:O	2.19	0.42
1:A:32:THR:O	1:A:36:ASP:N	2.53	0.42
1:B:22:VAL:HG13	1:C:28:THR:CG2	2.50	0.42
1:E:43:ILE:HG23	1:E:73:LEU:HD22	2.01	0.42

*Continued on next page...*

*Continued from previous page...*

Atom-1	Atom-2	Interatomic distance (Å)	Clash overlap (Å)
1:F:38:ILE:CD1	1:G:69:LEU:HG	2.50	0.42
1:A:20:ALA:HB3	1:E:17:LEU:HD22	2.01	0.42
1:D:39:ILE:HG21	1:D:77:ILE:HG21	2.02	0.42
1:E:50:ALA:HB2	1:E:68:ASP:HA	2.02	0.42
1:J:38:ILE:HA	1:J:42:LEU:HD13	2.01	0.42
1:J:47:GLY:H	1:J:70:ASN:HD22	1.67	0.42
1:D:18:ALA:HB1	1:E:23:ILE:CG2	2.50	0.42
1:A:21:VAL:HA	1:E:21:VAL:HG21	2.02	0.42
1:B:69:LEU:O	1:B:71:VAL:N	2.52	0.42
1:H:75:ALA:O	1:H:78:ASN:HB3	2.19	0.42
1:B:41:PRO:HB2	1:C:67:ILE:HA	2.00	0.42
1:B:87:TYR:HA	1:B:91:VAL:HB	2.01	0.42
1:F:45:ARG:HB2	1:G:53:ASP:OD2	2.20	0.42
1:A:18:ALA:O	1:A:22:VAL:HG23	2.19	0.42
1:A:53:ASP:CG	1:E:45:ARG:HD2	2.41	0.42
1:B:41:PRO:HA	1:B:44:ASN:ND2	2.34	0.42
1:B:41:PRO:CB	1:C:67:ILE:HA	2.50	0.42
1:C:18:ALA:HA	1:D:20:ALA:O	2.19	0.42
1:J:20:ALA:HA	1:J:23:ILE:HB	2.01	0.42
1:J:50:ALA:HB2	1:J:68:ASP:CG	2.39	0.42
1:B:46:ILE:HB	1:B:70:ASN:HD22	1.85	0.42
1:A:9:LEU:HD21	1:B:90:VAL:HA	2.02	0.41
1:A:40:THR:O	1:A:44:ASN:N	2.46	0.41
1:B:40:THR:O	1:B:44:ASN:N	2.53	0.41
1:C:35:THR:HG1	1:C:77:ILE:C	2.20	0.41
1:C:69:LEU:O	1:C:72:LEU:HB3	2.20	0.41
1:F:35:THR:HG21	1:F:78:ASN:N	2.35	0.41
1:D:45:ARG:HD2	1:E:53:ASP:CG	2.40	0.41
1:F:22:VAL:HG23	1:G:24:GLY:HA2	2.01	0.41
1:C:18:ALA:HB1	1:D:23:ILE:HB	2.02	0.41
1:D:34:PHE:CD1	1:E:72:LEU:HD22	2.55	0.41
1:C:34:PHE:CA	1:D:72:LEU:HD13	2.47	0.41
1:D:18:ALA:O	1:D:22:VAL:HG23	2.21	0.41
1:F:91:VAL:O	1:F:95:ASN:N	2.47	0.41
1:E:50:ALA:HB1	1:E:67:ILE:N	2.22	0.41
1:F:72:LEU:CD1	1:J:34:PHE:HB2	2.42	0.41
1:A:57:LEU:HD11	1:E:44:ASN:OD1	2.20	0.41
1:F:43:ILE:HG23	1:F:46:ILE:HD12	2.02	0.41
1:G:41:PRO:HB2	1:H:67:ILE:HG12	2.02	0.41
1:H:18:ALA:HB1	1:I:23:ILE:HG21	2.02	0.41
1:A:20:ALA:O	1:A:23:ILE:HB	2.20	0.41

*Continued on next page...*

Continued from previous page...

Atom-1	Atom-2	Interatomic distance (Å)	Clash overlap (Å)
1:B:41:PRO:HA	1:B:44:ASN:HD22	1.84	0.41
1:G:50:ALA:HB2	1:G:68:ASP:HA	2.01	0.41
1:I:43:ILE:HG23	1:I:73:LEU:HD22	2.02	0.41
1:E:20:ALA:O	1:E:23:ILE:N	2.53	0.41
1:F:72:LEU:HD22	1:J:34:PHE:CD1	2.56	0.41
1:I:53:ASP:O	1:I:65:GLN:HB2	2.20	0.41
1:D:30:LEU:HD13	1:E:76:ALA:HA	2.03	0.41
1:D:39:ILE:CG2	1:D:77:ILE:HD13	2.51	0.41
1:H:40:THR:HG23	1:H:74:SER:OG	2.21	0.41
1:C:67:ILE:O	1:C:69:LEU:HD12	2.21	0.40
1:D:88:PHE:CD1	1:D:92:LEU:HD13	2.56	0.40
1:J:73:LEU:O	1:J:77:ILE:HG13	2.21	0.40
1:B:49:ASN:OD1	1:B:70:ASN:HB3	2.21	0.40
1:D:17:LEU:HD22	1:E:20:ALA:HB3	2.03	0.40
1:G:25:THR:HA	1:G:28:THR:OG1	2.22	0.40
1:H:82:ILE:O	1:H:86:VAL:HG12	2.20	0.40
1:I:39:ILE:HG21	1:I:77:ILE:HG21	2.03	0.40
1:A:3:LYS:HD3	1:A:7:GLU:HG3	2.03	0.40
1:A:69:LEU:HA	1:E:38:ILE:HD13	2.03	0.40
1:C:39:ILE:HG22	1:C:77:ILE:HD13	2.03	0.40
1:C:39:ILE:CG2	1:C:77:ILE:HG21	2.50	0.40
1:D:43:ILE:HD12	1:D:73:LEU:HD22	2.03	0.40
1:D:57:LEU:HB3	1:D:59:ILE:HG12	2.04	0.40
1:D:60:GLY:O	1:G:61:ILE:HD13	2.21	0.40
1:E:67:ILE:O	1:E:69:LEU:HD12	2.22	0.40
1:G:18:ALA:HA	1:H:20:ALA:O	2.20	0.40
1:A:80:PHE:HB3	1:A:84:PHE:HE2	1.83	0.40
1:F:76:ALA:HA	1:J:30:LEU:HD13	2.02	0.40

There are no symmetry-related clashes.

## 5.3 Torsion angles [\(i\)](#)

### 5.3.1 Protein backbone [\(i\)](#)

In the following table, the Percentiles column shows the percent Ramachandran outliers of the chain as a percentile score with respect to all X-ray entries followed by that with respect to entries of similar resolution.

The Analysed column shows the number of residues for which the backbone conformation was analysed, and the total number of residues.

Mol	Chain	Analysed	Favoured	Allowed	Outliers	Percentiles	
1	A	93/121 (77%)	86 (92%)	7 (8%)	0	100	100
1	B	93/121 (77%)	83 (89%)	10 (11%)	0	100	100
1	C	93/121 (77%)	82 (88%)	11 (12%)	0	100	100
1	D	93/121 (77%)	83 (89%)	10 (11%)	0	100	100
1	E	93/121 (77%)	85 (91%)	8 (9%)	0	100	100
1	F	93/121 (77%)	82 (88%)	11 (12%)	0	100	100
1	G	93/121 (77%)	84 (90%)	9 (10%)	0	100	100
1	H	93/121 (77%)	83 (89%)	10 (11%)	0	100	100
1	I	93/121 (77%)	85 (91%)	8 (9%)	0	100	100
1	J	93/121 (77%)	81 (87%)	12 (13%)	0	100	100
All	All	930/1210 (77%)	834 (90%)	96 (10%)	0	100	100

There are no Ramachandran outliers to report.

### 5.3.2 Protein sidechains [i](#)

In the following table, the Percentiles column shows the percent sidechain outliers of the chain as a percentile score with respect to all X-ray entries followed by that with respect to entries of similar resolution.

The Analysed column shows the number of residues for which the sidechain conformation was analysed, and the total number of residues.

Mol	Chain	Analysed	Rotameric	Outliers	Percentiles	
1	A	76/98 (78%)	76 (100%)	0	100	100
1	B	76/98 (78%)	76 (100%)	0	100	100
1	C	76/98 (78%)	76 (100%)	0	100	100
1	D	76/98 (78%)	76 (100%)	0	100	100
1	E	76/98 (78%)	76 (100%)	0	100	100
1	F	76/98 (78%)	76 (100%)	0	100	100
1	G	76/98 (78%)	76 (100%)	0	100	100
1	H	76/98 (78%)	76 (100%)	0	100	100
1	I	76/98 (78%)	76 (100%)	0	100	100
1	J	76/98 (78%)	76 (100%)	0	100	100
All	All	760/980 (78%)	760 (100%)	0	100	100

There are no protein residues with a non-rotameric sidechain to report.

Sometimes sidechains can be flipped to improve hydrogen bonding and reduce clashes. All (3) such sidechains are listed below:

Mol	Chain	Res	Type
1	B	44	ASN
1	H	95	ASN
1	J	70	ASN

### 5.3.3 RNA [i](#)

There are no RNA molecules in this entry.

## 5.4 Non-standard residues in protein, DNA, RNA chains [i](#)

There are no non-standard protein/DNA/RNA residues in this entry.

## 5.5 Carbohydrates [i](#)

There are no monosaccharides in this entry.

## 5.6 Ligand geometry [i](#)

Of 5 ligands modelled in this entry, 5 are monoatomic - leaving 0 for Mogul analysis.

There are no bond length outliers.

There are no bond angle outliers.

There are no chirality outliers.

There are no torsion outliers.

There are no ring outliers.

No monomer is involved in short contacts.

## 5.7 Other polymers [i](#)

There are no such residues in this entry.

## 5.8 Polymer linkage issues [i](#)

There are no chain breaks in this entry.

## 6 Fit of model and data [i](#)

### 6.1 Protein, DNA and RNA chains [i](#)

In the following table, the column labelled ‘#RSRZ > 2’ contains the number (and percentage) of RSRZ outliers, followed by percent RSRZ outliers for the chain as percentile scores relative to all X-ray entries and entries of similar resolution. The OWAB column contains the minimum, median, 95<sup>th</sup> percentile and maximum values of the occupancy-weighted average B-factor per residue. The column labelled ‘Q < 0.9’ lists the number of (and percentage) of residues with an average occupancy less than 0.9.

Mol	Chain	Analysed	<RSRZ>	#RSRZ>2	OWAB(Å <sup>2</sup> )	Q<0.9
1	A	95/121 (78%)	0.08	5 (5%) 26 26	354, 561, 748, 792	0
1	B	95/121 (78%)	0.05	4 (4%) 36 33	330, 556, 761, 825	0
1	C	95/121 (78%)	-0.04	8 (8%) 11 13	334, 561, 750, 823	0
1	D	95/121 (78%)	-0.28	0 100 100	284, 529, 744, 844	0
1	E	95/121 (78%)	-0.15	1 (1%) 80 73	298, 539, 756, 781	0
1	F	95/121 (78%)	-0.31	1 (1%) 80 73	348, 552, 732, 767	0
1	G	95/121 (78%)	-0.23	3 (3%) 47 41	336, 545, 741, 768	0
1	H	95/121 (78%)	-0.17	5 (5%) 26 26	219, 554, 762, 821	0
1	I	95/121 (78%)	0.31	15 (15%) 2 4	285, 560, 737, 780	0
1	J	95/121 (78%)	-0.34	0 100 100	323, 550, 759, 869	0
All	All	950/1210 (78%)	-0.11	42 (4%) 34 31	219, 558, 749, 869	0

All (42) RSRZ outliers are listed below:

Mol	Chain	Res	Type	RSRZ
1	G	2	LEU	5.3
1	G	96	THR	4.4
1	I	55	GLY	4.3
1	H	12	GLY	4.2
1	I	12	GLY	4.0
1	I	49	ASN	3.7
1	H	11	ARG	3.6
1	B	55	GLY	3.6
1	I	11	ARG	3.4
1	I	3	LYS	3.3
1	H	60	GLY	3.1
1	A	96	THR	3.1
1	H	10	ALA	3.0

*Continued on next page...*

*Continued from previous page...*

Mol	Chain	Res	Type	RSRZ
1	C	7	GLU	3.0
1	I	60	GLY	2.9
1	I	48	VAL	2.9
1	C	66	THR	2.8
1	F	60	GLY	2.8
1	I	56	ILE	2.7
1	C	3	LYS	2.7
1	I	57	LEU	2.6
1	A	88	PHE	2.6
1	A	93	PRO	2.5
1	A	10	ALA	2.4
1	C	55	GLY	2.4
1	I	4	GLY	2.4
1	C	56	ILE	2.3
1	B	45	ARG	2.3
1	E	60	GLY	2.3
1	C	65	GLN	2.3
1	A	59	ILE	2.2
1	B	47	GLY	2.2
1	I	13	ASN	2.2
1	C	6	LYS	2.2
1	C	60	GLY	2.2
1	I	88	PHE	2.2
1	B	48	VAL	2.2
1	G	10	ALA	2.1
1	I	51	GLN	2.1
1	I	50	ALA	2.1
1	I	61	ILE	2.0
1	H	13	ASN	2.0

## 6.2 Non-standard residues in protein, DNA, RNA chains [i](#)

There are no non-standard protein/DNA/RNA residues in this entry.

## 6.3 Carbohydrates [i](#)

There are no monosaccharides in this entry.

## 6.4 Ligands [i](#)

In the following table, the Atoms column lists the number of modelled atoms in the group and the number defined in the chemical component dictionary. The B-factors column lists the minimum, median, 95<sup>th</sup> percentile and maximum values of B factors of atoms in the group. The column labelled 'Q< 0.9' lists the number of atoms with occupancy less than 0.9.

Mol	Type	Chain	Res	Atoms	RSCC	RSR	B-factors(Å <sup>2</sup> )	Q<0.9
2	AU	F	201	1/1	0.87	0.17	926,926,926,926	0
2	AU	G	201	1/1	0.90	0.28	854,854,854,854	0
2	AU	J	201	1/1	0.90	0.19	902,902,902,902	1
2	AU	H	201	1/1	0.92	0.10	805,805,805,805	1
2	AU	I	201	1/1	0.94	0.23	813,813,813,813	1

## 6.5 Other polymers [i](#)

There are no such residues in this entry.