



Full wwPDB X-ray Structure Validation Report ⓘ

Jun 12, 2024 – 06:01 PM EDT

PDB ID : 1DE4
Title : HEMOCHROMATOSIS PROTEIN HFE COMPLEXED WITH TRANSFER-
RIN RECEPTOR
Authors : Bennett, M.J.; Lebron, J.A.; Bjorkman, P.J.
Deposited on : 1999-11-12
Resolution : 2.80 Å (reported)

This is a Full wwPDB X-ray Structure Validation Report for a publicly released PDB entry.

We welcome your comments at validation@mail.wwpdb.org

A user guide is available at

<https://www.wwpdb.org/validation/2017/XrayValidationReportHelp>

with specific help available everywhere you see the ⓘ symbol.

The types of validation reports are described at

<http://www.wwpdb.org/validation/2017/FAQs#types>.

The following versions of software and data (see [references ⓘ](#)) were used in the production of this report:

MolProbity : 4.02b-467
Mogul : 1.8.5 (274361), CSD as541be (2020)
Xtrriage (Phenix) : **NOT EXECUTED**
EDS : **NOT EXECUTED**
Percentile statistics : 20191225.v01 (using entries in the PDB archive December 25th 2019)
Ideal geometry (proteins) : Engh & Huber (2001)
Ideal geometry (DNA, RNA) : Parkinson et al. (1996)
Validation Pipeline (wwPDB-VP) : 2.36.2

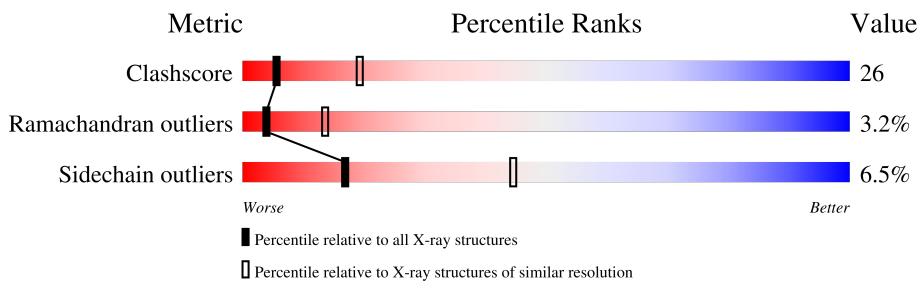
1 Overall quality at a glance

The following experimental techniques were used to determine the structure:

X-RAY DIFFRACTION

The reported resolution of this entry is 2.80 Å.

Percentile scores (ranging between 0-100) for global validation metrics of the entry are shown in the following graphic. The table shows the number of entries on which the scores are based.



Metric	Whole archive (#Entries)	Similar resolution (#Entries, resolution range(Å))
Clashscore	141614	3569 (2.80-2.80)
Ramachandran outliers	138981	3498 (2.80-2.80)
Sidechain outliers	138945	3500 (2.80-2.80)


The table below summarises the geometric issues observed across the polymeric chains and their fit to the electron density. The red, orange, yellow and green segments of the lower bar indicate the fraction of residues that contain outliers for ≥ 3 , 2, 1 and 0 types of geometric quality criteria respectively. A grey segment represents the fraction of residues that are not modelled. The numeric value for each fraction is indicated below the corresponding segment, with a dot representing fractions $\leq 5\%$.

Note EDS was not executed.

Mol	Chain	Length	Quality of chain
1	A	275	50% 41% 8% .
1	D	275	51% 40% 7% .
1	G	275	51% 41% 7% ..
2	B	99	52% 42% 6%
2	E	99	49% 43% 7%
2	H	99	52% 41% 7%
3	C	640	55% 39% 5% .
3	F	640	56% 39% 5% .

Continued on next page...

Continued from previous page...

Mol	Chain	Length	Quality of chain
3	I	640	 58% 36% 5%

2 Entry composition [i](#)

There are 7 unique types of molecules in this entry. The entry contains 24315 atoms, of which 0 are hydrogens and 0 are deuteriums.

In the tables below, the ZeroOcc column contains the number of atoms modelled with zero occupancy, the AltConf column contains the number of residues with at least one atom in alternate conformation and the Trace column contains the number of residues modelled with at most 2 atoms.

- Molecule 1 is a protein called HEMOCHROMATOSIS PROTEIN.

Mol	Chain	Residues	Atoms					ZeroOcc	AltConf	Trace
			Total	C	N	O	S			
1	A	272	2242	1424	390	416	12	0	0	0
1	D	272	2242	1424	390	416	12	0	0	0
1	G	272	2242	1424	390	416	12	0	0	0

- Molecule 2 is a protein called BETA-2-MICROGLOBULIN.

Mol	Chain	Residues	Atoms					ZeroOcc	AltConf	Trace
			Total	C	N	O	S			
2	B	99	821	522	138	158	3	0	0	0
2	E	99	821	522	138	158	3	0	0	0
2	H	99	821	522	138	158	3	0	0	0

- Molecule 3 is a protein called TRANSFERRIN RECEPTOR.

Mol	Chain	Residues	Atoms					ZeroOcc	AltConf	Trace
			Total	C	N	O	S			
3	C	635	5022	3223	845	940	14	0	0	0
3	F	635	5022	3223	845	940	14	0	0	0
3	I	635	5022	3223	845	940	14	0	0	0

- Molecule 4 is 2-acetamido-2-deoxy-beta-D-glucopyranose (three-letter code: NAG) (formula: C₈H₁₅NO₆).



Mol	Chain	Residues	Atoms				ZeroOcc	AltConf
			Total	C	N	O		
4	C	1	14	8	1	5	0	0
4	F	1	14	8	1	5	0	0
4	I	1	14	8	1	5	0	0

- Molecule 5 is CALCIUM ION (three-letter code: CA) (formula: Ca).

Mol	Chain	Residues	Atoms		ZeroOcc	AltConf
			Total	Ca		
5	C	1	1	1	0	0
5	F	1	1	1	0	0
5	I	1	1	1	0	0

- Molecule 6 is GLYCEROL (three-letter code: GOL) (formula: C₃H₈O₃).



Mol	Chain	Residues	Atoms			ZeroOcc	AltConf
6	G	1	Total	C	O	0	0
			6	3	3		

- Molecule 7 is water.

Mol	Chain	Residues	Atoms		ZeroOcc	AltConf
7	C	4	Total	O	0	0
			4	4		
7	F	2	Total	O	0	0
			2	2		
7	I	3	Total	O	0	0
			3	3		

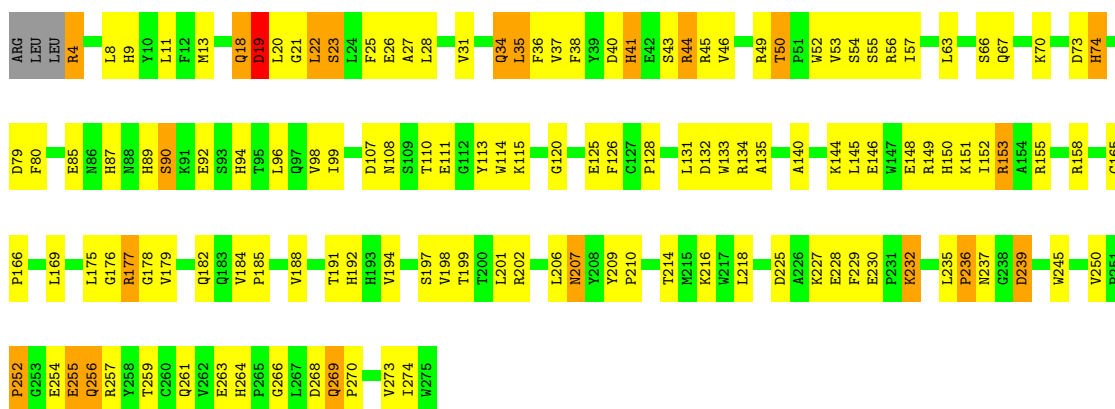
3 Residue-property plots

These plots are drawn for all protein, RNA, DNA and oligosaccharide chains in the entry. The first graphic for a chain summarises the proportions of the various outlier classes displayed in the second graphic. The second graphic shows the sequence view annotated by issues in geometry. Residues are color-coded according to the number of geometric quality criteria for which they contain at least one outlier: green = 0, yellow = 1, orange = 2 and red = 3 or more. Stretches of 2 or more consecutive residues without any outlier are shown as a green connector. Residues present in the sample, but not in the model, are shown in grey.

Note EDS was not executed.

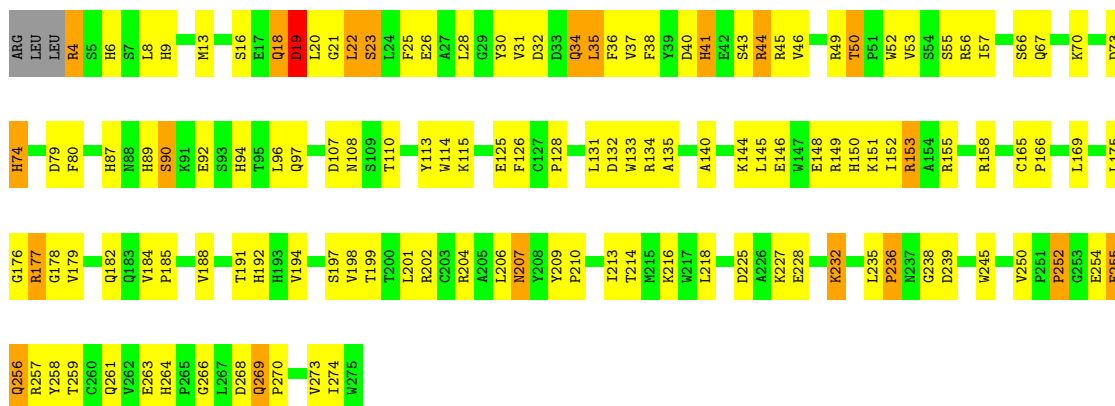
- Molecule 1: HEMOCHROMATOSIS PROTEIN

Chain A: 



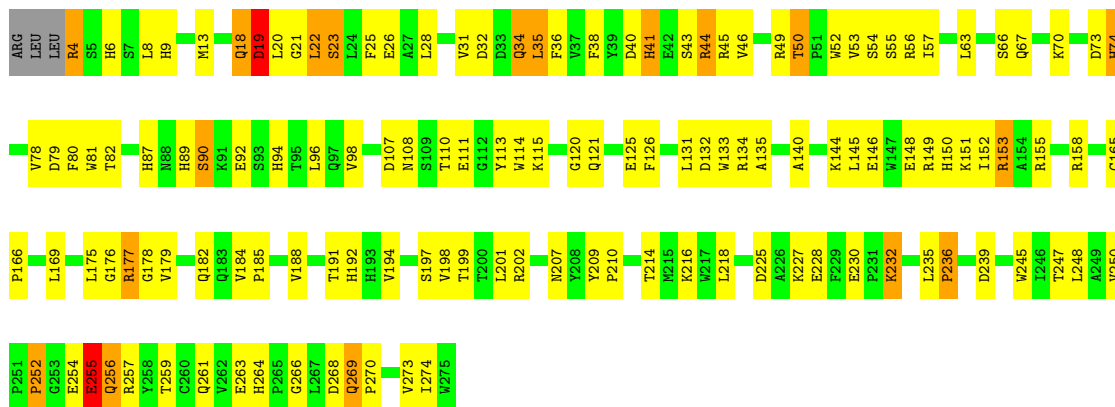
- Molecule 1: HEMOCHROMATOSIS PROTEIN

Chain D: 

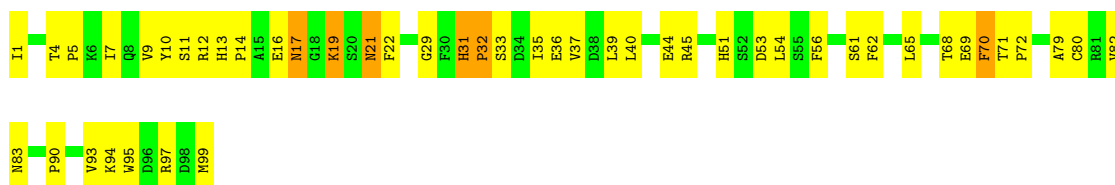


- Molecule 1: HEMOCHROMATOSIS PROTEIN

Chain G: 



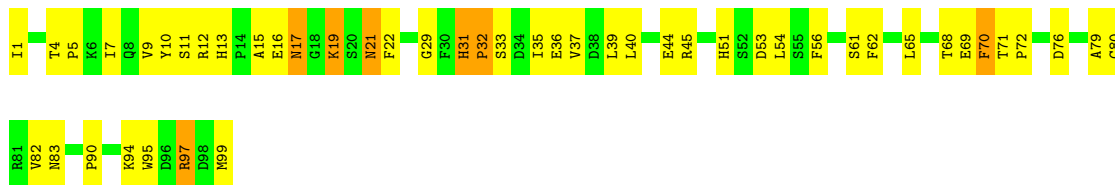
● Molecule 2: BETA-2-MICROGLOBULIN



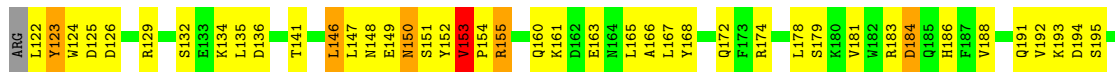
● Molecule 2: BETA-2-MICROGLOBULIN

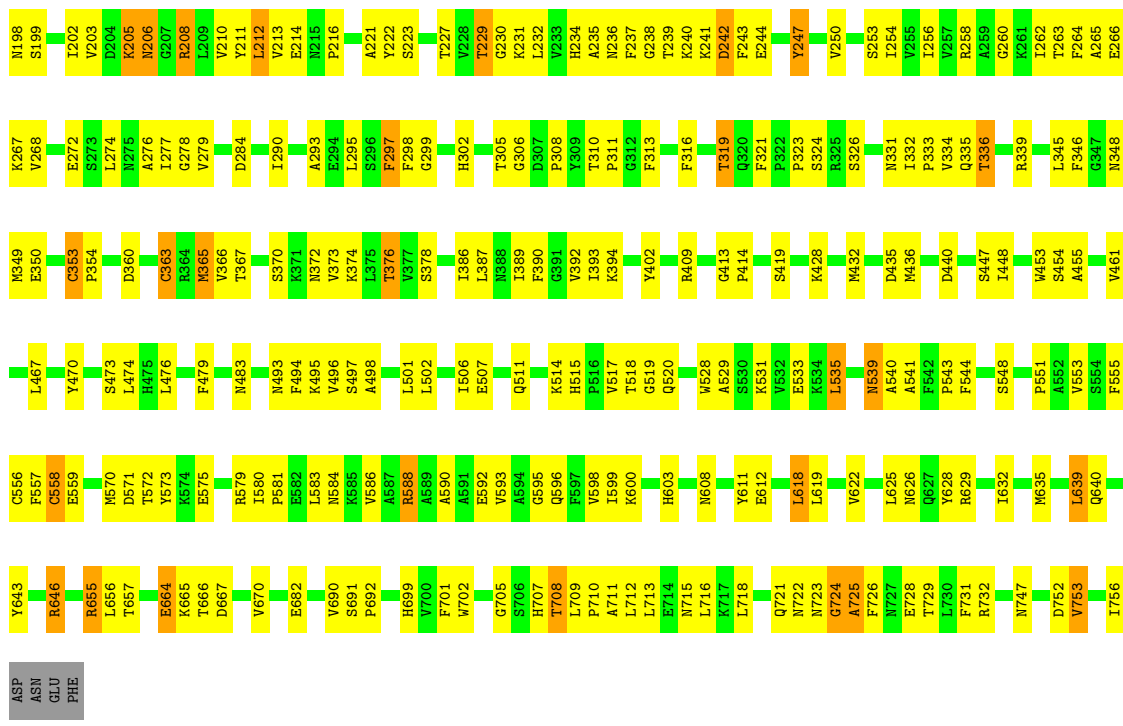


● Molecule 2: BETA-2-MICROGLOBULIN



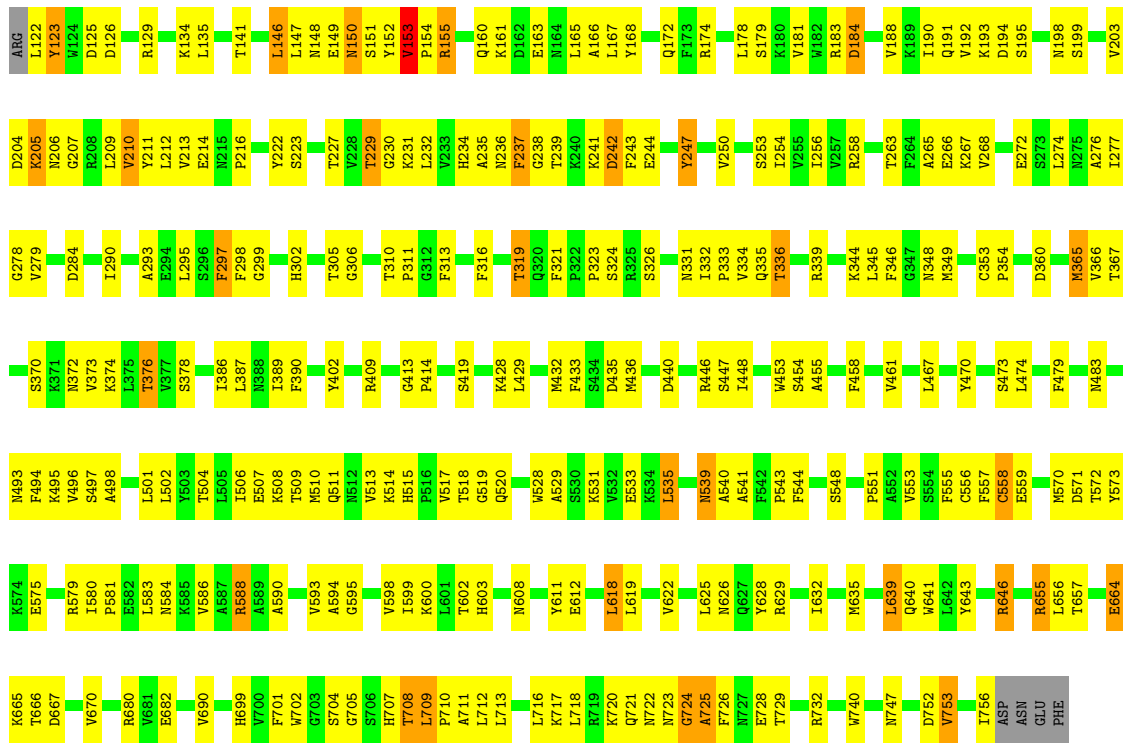
● Molecule 3: TRANSFERRIN RECEPTOR





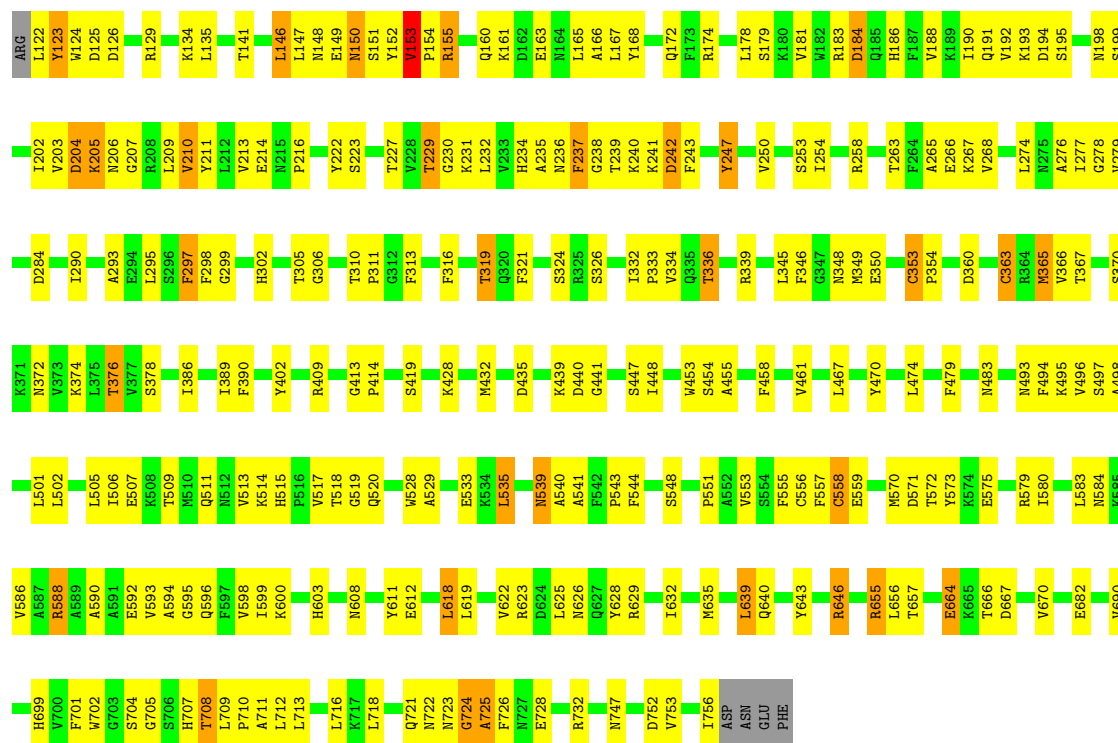
● Molecule 3: TRANSFERRIN RECEPTOR

Chain F: 56% 39% 5%



● Molecule 3: TRANSFERRIN RECEPTOR

Chain I: 58% 36% 5%



4 Data and refinement statistics

Xtrriage (Phenix) and EDS were not executed - this section is therefore incomplete.

Property	Value	Source
Space group	C 1 2 1	Depositor
Cell constants a, b, c, α , β , γ	110.40Å 144.40Å 327.10Å 90.00° 93.60° 90.00°	Depositor
Resolution (Å)	30.00 – 2.80	Depositor
% Data completeness (in resolution range)	94.3 (30.00-2.80)	Depositor
R_{merge}	0.07	Depositor
R_{sym}	(Not available)	Depositor
Refinement program	CNS 0.5	Depositor
R, R_{free}	0.231 , 0.265	Depositor
Estimated twinning fraction	No twinning to report.	Xtrriage
Total number of atoms	24315	wwPDB-VP
Average B, all atoms (Å ²)	66.0	wwPDB-VP

5 Model quality [i](#)

5.1 Standard geometry [i](#)

Bond lengths and bond angles in the following residue types are not validated in this section: CA, GOL, NAG

The Z score for a bond length (or angle) is the number of standard deviations the observed value is removed from the expected value. A bond length (or angle) with $|Z| > 5$ is considered an outlier worth inspection. RMSZ is the root-mean-square of all Z scores of the bond lengths (or angles).

Mol	Chain	Bond lengths		Bond angles	
		RMSZ	# Z >5	RMSZ	# Z >5
1	A	0.34	0/2310	0.60	0/3143
1	D	0.34	0/2310	0.60	0/3143
1	G	0.35	0/2310	0.60	0/3143
2	B	0.33	0/844	0.56	0/1144
2	E	0.34	0/844	0.56	0/1144
2	H	0.33	0/844	0.56	0/1144
3	C	0.40	0/5142	0.65	2/6973 (0.0%)
3	F	0.40	0/5142	0.65	1/6973 (0.0%)
3	I	0.43	0/5142	0.66	2/6973 (0.0%)
All	All	0.38	0/24888	0.63	5/33780 (0.0%)

There are no bond length outliers.

All (5) bond angle outliers are listed below:

Mol	Chain	Res	Type	Atoms	Z	Observed(°)	Ideal(°)
3	C	557	PHE	N-CA-C	-6.66	93.01	111.00
3	F	557	PHE	N-CA-C	-6.58	93.23	111.00
3	I	557	PHE	N-CA-C	-6.44	93.61	111.00
3	C	363	CYS	CA-CB-SG	5.07	123.13	114.00
3	I	363	CYS	CA-CB-SG	5.03	123.05	114.00

There are no chirality outliers.

There are no planarity outliers.

5.2 Too-close contacts [i](#)

In the following table, the Non-H and H(model) columns list the number of non-hydrogen atoms and hydrogen atoms in the chain respectively. The H(added) column lists the number of hydrogen

atoms added and optimized by MolProbity. The Clashes column lists the number of clashes within the asymmetric unit, whereas Symm-Clashes lists symmetry-related clashes.

Mol	Chain	Non-H	H(model)	H(added)	Clashes	Symm-Clashes
1	A	2242	0	2126	136	0
1	D	2242	0	2126	139	0
1	G	2242	0	2126	133	0
2	B	821	0	772	51	0
2	E	821	0	772	55	0
2	H	821	0	772	50	0
3	C	5022	0	4965	253	0
3	F	5022	0	4965	250	0
3	I	5022	0	4965	238	0
4	C	14	0	13	0	0
4	F	14	0	13	0	0
4	I	14	0	13	0	0
5	C	1	0	0	0	0
5	F	1	0	0	0	0
5	I	1	0	0	0	0
6	G	6	0	8	3	0
7	C	4	0	0	0	0
7	F	2	0	0	0	0
7	I	3	0	0	0	0
All	All	24315	0	23636	1231	0

The all-atom clashscore is defined as the number of clashes found per 1000 atoms (including hydrogen atoms). The all-atom clashscore for this structure is 26.

All (1231) close contacts within the same asymmetric unit are listed below, sorted by their clash magnitude.

Atom-1	Atom-2	Interatomic distance (Å)	Clash overlap (Å)
3:C:708:THR:HG22	3:C:711:ALA:H	1.18	1.09
3:C:708:THR:HG23	3:C:710:PRO:HD2	1.29	1.08
3:I:708:THR:HG23	3:I:710:PRO:HD2	1.29	1.07
3:F:708:THR:HG23	3:F:710:PRO:HD2	1.31	1.04
3:I:708:THR:HG22	3:I:711:ALA:H	1.18	1.03
3:F:708:THR:HG22	3:F:711:ALA:H	1.19	1.02
3:I:493:ASN:HD22	3:I:495:LYS:HZ1	1.03	1.00
3:I:539:ASN:HD22	3:I:541:ALA:H	1.11	0.99
3:C:493:ASN:HD22	3:C:495:LYS:HZ1	1.05	0.97
3:C:539:ASN:HD22	3:C:541:ALA:H	1.10	0.96
1:A:146:GLU:HG2	3:C:640:GLN:HE21	1.31	0.96
3:F:239:THR:HG22	3:F:241:LYS:H	1.32	0.95

Continued on next page...

Continued from previous page...

Atom-1	Atom-2	Interatomic distance (Å)	Clash overlap (Å)
3:F:515:HIS:HD2	3:F:517:VAL:H	1.14	0.95
3:F:539:ASN:HD22	3:F:541:ALA:H	1.14	0.95
3:C:515:HIS:HD2	3:C:517:VAL:H	1.12	0.94
1:D:22:LEU:HD12	3:F:619:LEU:HD23	1.48	0.94
3:F:493:ASN:HD22	3:F:495:LYS:HZ1	1.04	0.93
3:I:202:ILE:HB	3:I:211:TYR:HB2	1.50	0.93
1:D:202:ARG:HE	2:E:99:MET:HG2	1.33	0.92
3:I:239:THR:HG22	3:I:241:LYS:H	1.35	0.91
3:I:515:HIS:HD2	3:I:517:VAL:H	1.14	0.91
3:C:239:THR:HG22	3:C:241:LYS:H	1.35	0.91
3:I:204:ASP:O	3:I:206:ASN:N	2.05	0.90
1:G:146:GLU:HG2	3:I:640:GLN:HE21	1.37	0.88
3:C:664:GLU:CD	3:C:664:GLU:H	1.80	0.85
2:E:31:HIS:HB3	2:E:32:PRO:HD3	1.58	0.85
2:B:31:HIS:HB3	2:B:32:PRO:HD3	1.57	0.84
2:H:31:HIS:HB3	2:H:32:PRO:HD3	1.59	0.84
3:F:664:GLU:H	3:F:664:GLU:CD	1.80	0.83
3:I:708:THR:HG23	3:I:710:PRO:CD	2.09	0.83
3:C:386:ILE:HG23	3:C:454:SER:HB3	1.61	0.83
1:A:146:GLU:HG2	3:C:640:GLN:NE2	1.95	0.82
3:I:664:GLU:CD	3:I:664:GLU:H	1.83	0.81
3:F:386:ILE:HG23	3:F:454:SER:HB3	1.60	0.81
3:C:239:THR:HB	3:C:242:ASP:OD1	1.81	0.80
3:C:655:ARG:HB2	3:C:655:ARG:HH11	1.45	0.80
3:C:153:VAL:HG23	3:C:154:PRO:HD2	1.64	0.80
3:F:655:ARG:HH11	3:F:655:ARG:HB2	1.44	0.80
3:C:515:HIS:CD2	3:C:517:VAL:H	1.99	0.80
3:C:708:THR:HG23	3:C:710:PRO:CD	2.10	0.80
2:E:79:ALA:HB2	2:E:94:LYS:HA	1.63	0.80
1:G:57:ILE:HA	1:G:175:LEU:HD21	1.64	0.80
1:D:206:LEU:HD11	2:E:14:PRO:HD3	1.62	0.79
2:B:79:ALA:HB2	2:B:94:LYS:HA	1.63	0.79
2:H:79:ALA:HB2	2:H:94:LYS:HA	1.64	0.79
3:I:386:ILE:HG23	3:I:454:SER:HB3	1.62	0.79
3:I:153:VAL:HG23	3:I:154:PRO:HD2	1.64	0.79
3:I:539:ASN:ND2	3:I:541:ALA:H	1.81	0.79
3:F:708:THR:HG23	3:F:710:PRO:CD	2.11	0.79
1:G:26:GLU:HG3	1:G:41:HIS:ND1	1.98	0.79
1:G:36:PHE:HB2	1:G:53:VAL:HG11	1.65	0.78
3:I:239:THR:HB	3:I:242:ASP:OD1	1.83	0.78
1:D:26:GLU:HG3	1:D:41:HIS:ND1	1.97	0.78

Continued on next page...

Continued from previous page...

Atom-1	Atom-2	Interatomic distance (Å)	Clash overlap (Å)
3:F:153:VAL:HG23	3:F:154:PRO:HD2	1.64	0.78
1:A:57:ILE:HA	1:A:175:LEU:HD21	1.65	0.77
3:C:539:ASN:ND2	3:C:541:ALA:H	1.82	0.77
3:F:239:THR:HB	3:F:242:ASP:OD1	1.84	0.77
1:D:22:LEU:HD12	3:F:619:LEU:CD2	2.14	0.77
1:A:36:PHE:HB2	1:A:53:VAL:HG11	1.66	0.77
1:D:36:PHE:HB2	1:D:53:VAL:HG11	1.65	0.77
1:A:26:GLU:HG3	1:A:41:HIS:ND1	2.00	0.77
3:I:655:ARG:HB2	3:I:655:ARG:HH11	1.47	0.76
1:D:202:ARG:NE	2:E:99:MET:HG2	2.01	0.76
3:I:209:LEU:HD12	3:I:210:VAL:H	1.49	0.76
1:G:146:GLU:HG2	3:I:640:GLN:NE2	2.01	0.76
1:D:198:VAL:HA	1:D:252:PRO:HG3	1.67	0.76
3:F:515:HIS:CD2	3:F:517:VAL:H	2.02	0.76
1:G:56:ARG:O	1:G:175:LEU:HD11	1.85	0.76
1:D:145:LEU:HD22	1:D:149:ARG:NH2	2.01	0.76
6:G:309:GOL:H32	3:I:646:ARG:HH21	1.51	0.76
1:D:259:THR:HG22	1:D:274:ILE:HG22	1.67	0.75
1:D:268:ASP:HB2	1:D:269:GLN:HE21	1.51	0.75
1:D:57:ILE:HA	1:D:175:LEU:HD21	1.66	0.75
1:A:268:ASP:HB2	1:A:269:GLN:HE21	1.52	0.75
3:F:495:LYS:HD3	3:F:558:CYS:SG	2.27	0.75
1:G:259:THR:HG22	1:G:274:ILE:HG22	1.68	0.75
3:F:539:ASN:ND2	3:F:541:ALA:H	1.84	0.75
1:A:259:THR:HG22	1:A:274:ILE:HG22	1.69	0.75
1:G:268:ASP:HB2	1:G:269:GLN:HE21	1.51	0.75
1:A:202:ARG:HE	2:B:99:MET:HG2	1.50	0.74
3:F:655:ARG:HH11	3:F:655:ARG:CB	1.99	0.74
1:G:165:CYS:HB3	1:G:166:PRO:HD3	1.69	0.74
1:D:56:ARG:O	1:D:175:LEU:HD11	1.86	0.74
1:D:146:GLU:HG2	3:F:640:GLN:HE21	1.52	0.74
1:D:207:ASN:HD21	2:E:13:HIS:CD2	2.04	0.74
3:C:202:ILE:HB	3:C:211:TYR:HB2	1.68	0.74
1:D:21:GLY:C	1:D:22:LEU:HD23	2.08	0.74
2:E:19:LYS:HD2	2:E:19:LYS:N	2.03	0.74
3:I:515:HIS:CD2	3:I:517:VAL:H	2.02	0.74
2:B:19:LYS:HD2	2:B:19:LYS:N	2.03	0.73
1:G:21:GLY:C	1:G:22:LEU:HD23	2.08	0.73
3:I:210:VAL:HG12	3:I:211:TYR:HD1	1.54	0.73
1:A:20:LEU:HD13	1:A:20:LEU:O	1.89	0.73
1:D:165:CYS:HB3	1:D:166:PRO:HD3	1.69	0.73

Continued on next page...

Continued from previous page...

Atom-1	Atom-2	Interatomic distance (Å)	Clash overlap (Å)
3:I:655:ARG:HH11	3:I:655:ARG:CB	2.01	0.73
1:A:198:VAL:HA	1:A:252:PRO:HG3	1.70	0.73
3:C:655:ARG:HH11	3:C:655:ARG:CB	2.01	0.73
1:G:145:LEU:HD22	1:G:149:ARG:NH2	2.03	0.73
3:F:263:THR:HG22	3:F:265:ALA:N	2.04	0.72
3:C:495:LYS:HD3	3:C:558:CYS:SG	2.29	0.72
1:G:18:GLN:O	1:G:19:ASP:HB2	1.89	0.72
2:H:19:LYS:N	2:H:19:LYS:HD2	2.05	0.72
3:I:428:LYS:HE2	3:I:428:LYS:HA	1.71	0.72
1:D:25:PHE:O	1:D:44:ARG:NH1	2.23	0.72
1:D:206:LEU:CD1	2:E:14:PRO:HD3	2.19	0.72
3:F:428:LYS:HA	3:F:428:LYS:HE2	1.71	0.72
3:I:263:THR:HG22	3:I:265:ALA:N	2.05	0.72
3:C:153:VAL:HG23	3:C:161:LYS:HE3	1.72	0.72
1:A:21:GLY:C	1:A:22:LEU:HD23	2.08	0.72
1:D:18:GLN:O	1:D:19:ASP:HB2	1.90	0.72
3:C:122:LEU:O	3:C:123:TYR:HB2	1.90	0.71
3:F:635:MET:CE	3:F:728:GLU:HG3	2.20	0.71
3:I:495:LYS:HD3	3:I:558:CYS:SG	2.29	0.71
1:A:56:ARG:O	1:A:175:LEU:HD11	1.90	0.71
3:C:497:SER:HB3	3:C:535:LEU:HD13	1.71	0.71
1:D:194:VAL:HG22	1:D:199:THR:HG23	1.73	0.71
3:I:705:GLY:O	3:I:708:THR:HB	1.90	0.71
1:G:20:LEU:O	1:G:20:LEU:HD13	1.91	0.71
1:G:198:VAL:HA	1:G:252:PRO:HG3	1.73	0.71
3:C:263:THR:HG22	3:C:265:ALA:N	2.05	0.71
1:G:202:ARG:HE	2:H:99:MET:HG2	1.54	0.71
3:C:211:TYR:O	3:C:212:LEU:HB3	1.91	0.71
1:A:18:GLN:O	1:A:19:ASP:HB2	1.89	0.71
3:C:428:LYS:HA	3:C:428:LYS:HE2	1.73	0.71
3:F:153:VAL:HG23	3:F:161:LYS:HE3	1.72	0.71
1:A:202:ARG:NE	2:B:99:MET:HG2	2.05	0.70
1:D:20:LEU:HD13	1:D:20:LEU:O	1.91	0.70
3:C:705:GLY:O	3:C:708:THR:HB	1.90	0.70
3:F:239:THR:HG22	3:F:241:LYS:N	2.04	0.70
1:G:150:HIS:HD2	1:G:153:ARG:H	1.40	0.70
1:A:165:CYS:HB3	1:A:166:PRO:HD3	1.71	0.70
1:G:150:HIS:CD2	1:G:152:ILE:HB	2.26	0.70
1:A:194:VAL:HG22	1:A:199:THR:HG23	1.73	0.70
3:I:497:SER:HB3	3:I:535:LEU:HD13	1.72	0.70
3:I:122:LEU:O	3:I:123:TYR:HB2	1.91	0.70

Continued on next page...

Continued from previous page...

Atom-1	Atom-2	Interatomic distance (Å)	Clash overlap (Å)
3:C:635:MET:CE	3:C:728:GLU:HG3	2.22	0.70
1:D:28:LEU:HD23	1:D:38:PHE:HD1	1.56	0.70
1:D:150:HIS:HD2	1:D:153:ARG:H	1.38	0.70
3:F:122:LEU:O	3:F:123:TYR:HB2	1.92	0.70
1:G:50:THR:O	1:G:53:VAL:HG22	1.91	0.69
3:F:306:GLY:HA2	3:F:461:VAL:HA	1.75	0.69
3:C:239:THR:HG22	3:C:241:LYS:N	2.08	0.69
3:I:306:GLY:HA2	3:I:461:VAL:HA	1.73	0.69
2:E:39:LEU:HD23	2:E:80:CYS:HB3	1.75	0.69
1:D:50:THR:O	1:D:53:VAL:HG22	1.92	0.69
1:A:145:LEU:HD22	1:A:149:ARG:NH2	2.08	0.69
3:C:626:ASN:HA	3:C:629:ARG:HG3	1.75	0.69
3:C:206:ASN:HD22	3:C:206:ASN:C	1.94	0.69
1:A:50:THR:O	1:A:53:VAL:HG22	1.93	0.68
1:D:185:PRO:HB3	1:D:266:GLY:O	1.93	0.68
3:I:153:VAL:HG23	3:I:161:LYS:HE3	1.74	0.68
3:F:497:SER:HB3	3:F:535:LEU:HD13	1.76	0.68
1:D:52:TRP:O	1:D:56:ARG:HB2	1.93	0.68
3:F:626:ASN:HA	3:F:629:ARG:HG3	1.74	0.68
1:G:194:VAL:HG22	1:G:199:THR:HG23	1.74	0.68
2:H:31:HIS:O	2:H:33:SER:N	2.26	0.68
3:I:239:THR:HG22	3:I:241:LYS:N	2.06	0.68
1:A:22:LEU:HD12	3:C:619:LEU:HD23	1.75	0.68
3:C:153:VAL:HB	3:C:154:PRO:HD3	1.76	0.68
3:C:753:VAL:HG13	3:F:473:SER:HB3	1.74	0.68
1:A:198:VAL:HG22	1:A:199:THR:N	2.09	0.68
2:H:39:LEU:HD23	2:H:80:CYS:HB3	1.75	0.68
2:B:39:LEU:HD23	2:B:80:CYS:HB3	1.75	0.68
3:C:306:GLY:HA2	3:C:461:VAL:HA	1.74	0.68
3:C:600:LYS:HD2	3:C:608:ASN:ND2	2.09	0.68
1:D:198:VAL:HG22	1:D:199:THR:N	2.09	0.68
2:E:31:HIS:O	2:E:33:SER:N	2.26	0.68
1:G:185:PRO:HB3	1:G:266:GLY:O	1.93	0.68
1:G:202:ARG:NE	2:H:99:MET:HG2	2.09	0.68
3:I:626:ASN:HA	3:I:629:ARG:HG3	1.76	0.68
3:C:708:THR:CG2	3:C:711:ALA:H	2.02	0.67
3:F:153:VAL:HB	3:F:154:PRO:HD3	1.75	0.67
3:F:213:VAL:HG11	3:F:345:LEU:HD22	1.74	0.67
3:F:600:LYS:HD2	3:F:608:ASN:ND2	2.09	0.67
3:C:718:LEU:HD13	3:C:725:ALA:HB1	1.75	0.67
3:F:705:GLY:O	3:F:708:THR:HB	1.93	0.67

Continued on next page...

Continued from previous page...

Atom-1	Atom-2	Interatomic distance (Å)	Clash overlap (Å)
3:I:402:TYR:HB3	3:I:447:SER:HB2	1.76	0.67
3:F:236:ASN:HB3	3:F:242:ASP:OD2	1.93	0.67
3:F:718:LEU:HD13	3:F:725:ALA:HB1	1.77	0.67
1:G:52:TRP:O	1:G:56:ARG:HB2	1.93	0.67
3:C:539:ASN:HD22	3:C:541:ALA:N	1.91	0.67
1:D:150:HIS:CD2	1:D:152:ILE:HB	2.29	0.67
3:F:188:VAL:HG21	3:F:386:ILE:HD11	1.76	0.67
3:I:470:TYR:O	3:I:474:LEU:HD13	1.94	0.67
1:A:133:TRP:O	1:A:144:LYS:HE2	1.95	0.67
3:F:198:ASN:HD21	3:F:378:SER:H	1.42	0.67
3:I:497:SER:HB3	3:I:535:LEU:CD1	2.23	0.67
3:F:498:ALA:HB2	3:F:553:VAL:HG23	1.76	0.67
3:F:708:THR:CG2	3:F:711:ALA:H	2.02	0.67
3:I:213:VAL:HG11	3:I:345:LEU:HD22	1.75	0.67
1:A:28:LEU:HD23	1:A:38:PHE:HD1	1.59	0.67
1:D:133:TRP:O	1:D:144:LYS:HE2	1.95	0.67
1:A:150:HIS:CD2	1:A:152:ILE:HB	2.29	0.67
3:C:263:THR:HG22	3:C:265:ALA:H	1.59	0.67
2:B:31:HIS:O	2:B:33:SER:N	2.28	0.67
3:C:188:VAL:HG21	3:C:386:ILE:HD11	1.77	0.67
3:I:236:ASN:HB3	3:I:242:ASP:OD2	1.95	0.67
1:A:4:ARG:HD3	1:A:4:ARG:N	2.10	0.67
3:C:402:TYR:HB3	3:C:447:SER:HB2	1.77	0.67
3:C:198:ASN:ND2	3:C:378:SER:H	1.93	0.66
1:D:4:ARG:HD3	1:D:4:ARG:N	2.10	0.66
1:G:25:PHE:O	1:G:44:ARG:NH1	2.27	0.66
2:H:31:HIS:O	2:H:32:PRO:C	2.34	0.66
3:C:236:ASN:HB3	3:C:242:ASP:OD2	1.95	0.66
3:C:470:TYR:O	3:C:474:LEU:HD13	1.96	0.66
3:F:402:TYR:HB3	3:F:447:SER:HB2	1.76	0.66
3:I:153:VAL:HB	3:I:154:PRO:HD3	1.76	0.66
3:C:635:MET:HE2	3:C:728:GLU:HG3	1.76	0.66
3:F:198:ASN:ND2	3:F:378:SER:H	1.92	0.66
3:F:263:THR:HG22	3:F:265:ALA:H	1.60	0.66
3:I:718:LEU:HD13	3:I:725:ALA:HB1	1.78	0.66
3:F:540:ALA:O	3:F:543:PRO:HD2	1.94	0.66
1:G:198:VAL:HG22	1:G:199:THR:N	2.10	0.66
1:A:52:TRP:O	1:A:56:ARG:HB2	1.96	0.66
1:A:150:HIS:HD2	1:A:153:ARG:H	1.41	0.66
3:C:236:ASN:C	3:C:238:GLY:H	1.99	0.66
1:G:4:ARG:HD3	1:G:4:ARG:N	2.11	0.66

Continued on next page...

Continued from previous page...

Atom-1	Atom-2	Interatomic distance (Å)	Clash overlap (Å)
3:I:699:HIS:HD2	3:I:702:TRP:H	1.43	0.66
3:C:297:PHE:O	3:C:336:THR:HG21	1.96	0.66
3:F:236:ASN:C	3:F:238:GLY:H	1.99	0.66
1:A:214:THR:HB	1:A:263:GLU:HB2	1.78	0.66
1:D:214:THR:HB	1:D:263:GLU:HB2	1.77	0.66
3:I:345:LEU:HB3	3:I:349:MET:HE2	1.78	0.66
3:I:493:ASN:ND2	3:I:495:LYS:HZ1	1.87	0.66
3:F:297:PHE:O	3:F:336:THR:HG21	1.96	0.66
1:G:225:ASP:OD2	1:G:227:LYS:HB3	1.96	0.66
1:D:28:LEU:CD2	1:D:38:PHE:HD1	2.09	0.65
3:C:323:PRO:HG3	3:F:729:THR:HG22	1.76	0.65
3:I:708:THR:CG2	3:I:711:ALA:H	2.02	0.65
1:A:185:PRO:HB3	1:A:266:GLY:O	1.96	0.65
1:D:225:ASP:OD2	1:D:227:LYS:HB3	1.95	0.65
3:F:635:MET:HE2	3:F:728:GLU:HG3	1.76	0.65
3:C:198:ASN:HD21	3:C:378:SER:H	1.42	0.65
3:C:497:SER:HB3	3:C:535:LEU:CD1	2.27	0.65
3:F:699:HIS:HD2	3:F:702:TRP:H	1.45	0.65
3:I:198:ASN:ND2	3:I:378:SER:H	1.93	0.65
3:I:635:MET:CE	3:I:728:GLU:HG3	2.26	0.65
1:A:28:LEU:CD2	1:A:38:PHE:HD1	2.10	0.65
1:A:67:GLN:HE22	3:C:657:THR:HB	1.62	0.65
3:I:498:ALA:HB2	3:I:553:VAL:HG23	1.79	0.65
3:C:699:HIS:HD2	3:C:702:TRP:H	1.45	0.65
3:I:297:PHE:O	3:I:336:THR:HG21	1.96	0.65
3:I:600:LYS:HD2	3:I:608:ASN:ND2	2.11	0.65
2:B:33:SER:HB2	2:B:54:LEU:HD21	1.79	0.65
3:I:205:LYS:HE3	3:I:370:SER:HA	1.79	0.65
3:C:278:GLY:HA2	3:C:333:PRO:O	1.97	0.65
1:A:225:ASP:OD2	1:A:227:LYS:HB3	1.97	0.64
2:H:33:SER:HB2	2:H:54:LEU:HD21	1.78	0.64
2:B:31:HIS:HB3	2:B:32:PRO:CD	2.28	0.64
2:B:31:HIS:O	2:B:32:PRO:C	2.35	0.64
3:F:470:TYR:O	3:F:474:LEU:HD13	1.98	0.64
1:G:214:THR:HB	1:G:263:GLU:HB2	1.78	0.64
3:I:278:GLY:HA2	3:I:333:PRO:O	1.97	0.64
3:F:497:SER:HB3	3:F:535:LEU:CD1	2.27	0.64
3:I:236:ASN:C	3:I:238:GLY:H	1.99	0.64
1:G:28:LEU:HD23	1:G:38:PHE:HD1	1.62	0.64
6:G:309:GOL:H32	3:I:646:ARG:NH2	2.12	0.64
3:C:213:VAL:HG11	3:C:345:LEU:HD22	1.78	0.64

Continued on next page...

Continued from previous page...

Atom-1	Atom-2	Interatomic distance (Å)	Clash overlap (Å)
3:F:575:GLU:O	3:F:579:ARG:HG3	1.98	0.64
3:I:635:MET:HE2	3:I:728:GLU:HG3	1.80	0.64
3:C:345:LEU:HB3	3:C:349:MET:HE2	1.79	0.63
3:C:498:ALA:HB2	3:C:553:VAL:HG23	1.78	0.63
3:F:278:GLY:HA2	3:F:333:PRO:O	1.97	0.63
3:F:345:LEU:HB3	3:F:349:MET:HE2	1.79	0.63
2:E:31:HIS:O	2:E:32:PRO:C	2.35	0.63
3:I:198:ASN:HD21	3:I:378:SER:H	1.45	0.63
1:D:145:LEU:HD22	1:D:149:ARG:HH22	1.64	0.63
1:G:28:LEU:CD2	1:G:38:PHE:HD1	2.10	0.63
3:I:155:ARG:HD2	3:I:409:ARG:O	1.98	0.62
1:A:132:ASP:HB2	1:A:148:GLU:OE2	1.98	0.62
3:F:204:ASP:O	3:F:206:ASN:N	2.32	0.62
1:G:133:TRP:O	1:G:144:LYS:HE2	1.98	0.62
2:E:31:HIS:HB3	2:E:32:PRO:CD	2.28	0.62
2:E:7:ILE:HD12	2:E:7:ILE:H	1.64	0.62
1:A:25:PHE:O	1:A:44:ARG:NH1	2.29	0.62
3:F:319:THR:HG22	3:F:321:PHE:H	1.64	0.62
3:I:188:VAL:HG21	3:I:386:ILE:HD11	1.81	0.62
3:I:667:ASP:HB3	3:I:670:VAL:HG12	1.81	0.62
1:G:218:LEU:HB2	1:G:259:THR:OG1	2.00	0.62
3:I:192:VAL:HG12	3:I:193:LYS:N	2.15	0.62
3:F:192:VAL:HG12	3:F:193:LYS:N	2.15	0.62
3:I:153:VAL:HB	3:I:154:PRO:CD	2.30	0.62
3:I:263:THR:HG22	3:I:265:ALA:H	1.63	0.62
1:D:74:HIS:HB3	3:F:646:ARG:NH1	2.14	0.61
1:D:236:PRO:HG2	2:E:65:LEU:HD22	1.82	0.61
3:F:258:ARG:HD2	3:F:284:ASP:OD1	2.00	0.61
3:F:302:HIS:HE1	3:F:326:SER:OG	1.83	0.61
1:G:132:ASP:HB2	1:G:148:GLU:OE2	2.00	0.61
3:I:618:LEU:HD13	3:I:701:PHE:HZ	1.65	0.61
2:H:31:HIS:HB3	2:H:32:PRO:CD	2.30	0.61
3:C:263:THR:HB	3:C:266:GLU:HG3	1.82	0.61
1:D:132:ASP:HB2	1:D:148:GLU:OE2	2.00	0.61
2:B:7:ILE:HD12	2:B:7:ILE:H	1.66	0.61
2:H:16:GLU:HG2	2:H:19:LYS:HD3	1.82	0.61
3:C:575:GLU:O	3:C:579:ARG:HG3	1.99	0.61
3:C:590:ALA:O	3:C:593:VAL:HG22	2.01	0.61
3:F:618:LEU:HD13	3:F:701:PHE:HZ	1.66	0.61
3:C:153:VAL:HB	3:C:154:PRO:CD	2.30	0.61
3:C:192:VAL:HG12	3:C:193:LYS:N	2.15	0.61

Continued on next page...

Continued from previous page...

Atom-1	Atom-2	Interatomic distance (Å)	Clash overlap (Å)
3:C:155:ARG:HD2	3:C:409:ARG:O	2.00	0.61
2:E:33:SER:HB2	2:E:54:LEU:HD21	1.81	0.60
3:F:539:ASN:HD22	3:F:541:ALA:N	1.93	0.60
3:I:203:VAL:HG11	3:I:207:GLY:HA2	1.81	0.60
3:F:209:LEU:HD12	3:F:210:VAL:H	1.65	0.60
2:E:79:ALA:CB	2:E:94:LYS:HA	2.31	0.60
2:H:79:ALA:CB	2:H:94:LYS:HA	2.31	0.60
3:C:319:THR:HG22	3:C:321:PHE:H	1.66	0.60
3:F:153:VAL:HB	3:F:154:PRO:CD	2.30	0.60
3:F:618:LEU:CD1	3:F:701:PHE:HZ	2.14	0.60
3:I:319:THR:HG22	3:I:321:PHE:H	1.66	0.60
3:C:155:ARG:HH12	3:C:419:SER:HB3	1.66	0.60
3:C:611:TYR:CZ	3:C:656:LEU:HD23	2.37	0.60
1:D:218:LEU:HB2	1:D:259:THR:OG1	2.02	0.60
1:G:43:SER:O	1:G:45:ARG:N	2.35	0.60
3:I:501:LEU:HD23	3:I:611:TYR:HA	1.83	0.60
2:E:7:ILE:HD12	2:E:7:ILE:N	2.16	0.60
1:A:43:SER:O	1:A:45:ARG:N	2.35	0.60
3:F:611:TYR:CZ	3:F:656:LEU:HD23	2.36	0.60
3:I:590:ALA:O	3:I:593:VAL:HG22	2.02	0.60
3:F:667:ASP:HB3	3:F:670:VAL:HG12	1.83	0.60
3:I:540:ALA:O	3:I:543:PRO:HD2	2.02	0.60
3:C:174:ARG:HG2	3:C:174:ARG:HH11	1.67	0.59
3:C:386:ILE:CG2	3:C:454:SER:HB3	2.32	0.59
3:C:540:ALA:O	3:C:543:PRO:HD2	2.02	0.59
3:I:258:ARG:HD2	3:I:284:ASP:OD1	2.02	0.59
2:B:16:GLU:HG2	2:B:19:LYS:HD3	1.83	0.59
3:F:580:ILE:HD11	3:F:586:VAL:HG21	1.84	0.59
3:I:580:ILE:HD11	3:I:586:VAL:HG21	1.83	0.59
3:F:155:ARG:HD2	3:F:409:ARG:O	2.02	0.59
2:H:7:ILE:H	2:H:7:ILE:HD12	1.67	0.59
2:B:12:ARG:NH2	2:B:22:PHE:CE2	2.70	0.59
1:D:74:HIS:HB3	3:F:646:ARG:HH12	1.68	0.59
1:D:146:GLU:HG2	3:F:640:GLN:NE2	2.18	0.59
3:F:263:THR:HB	3:F:266:GLU:HG3	1.84	0.59
3:I:263:THR:HB	3:I:266:GLU:HG3	1.84	0.59
3:C:600:LYS:HB3	3:C:608:ASN:HD22	1.67	0.59
3:I:174:ARG:HH11	3:I:174:ARG:HG2	1.66	0.59
2:B:79:ALA:CB	2:B:94:LYS:HA	2.30	0.59
1:D:21:GLY:O	1:D:22:LEU:O	2.20	0.59
1:A:184:VAL:HG12	1:A:209:TYR:HB3	1.84	0.59

Continued on next page...

Continued from previous page...

Atom-1	Atom-2	Interatomic distance (Å)	Clash overlap (Å)
3:C:258:ARG:HD2	3:C:284:ASP:OD1	2.03	0.59
2:E:31:HIS:O	2:E:62:PHE:HD2	1.85	0.59
1:G:145:LEU:HD22	1:G:149:ARG:HH22	1.66	0.59
3:I:539:ASN:HD22	3:I:541:ALA:N	1.91	0.59
1:A:63:LEU:HD21	3:C:657:THR:HG22	1.85	0.58
3:C:618:LEU:HD13	3:C:701:PHE:HZ	1.68	0.58
1:D:43:SER:O	1:D:45:ARG:N	2.35	0.58
2:B:7:ILE:HD12	2:B:7:ILE:N	2.19	0.58
3:F:141:THR:OG1	3:F:584:ASN:HB2	2.03	0.58
3:F:590:ALA:O	3:F:593:VAL:HG22	2.03	0.58
3:I:575:GLU:O	3:I:579:ARG:HG3	2.03	0.58
3:I:600:LYS:HB3	3:I:608:ASN:HD22	1.68	0.58
3:C:146:LEU:HD22	3:C:146:LEU:O	2.03	0.58
1:A:87:HIS:HB3	1:A:89:HIS:CE1	2.38	0.58
3:F:155:ARG:HH12	3:F:419:SER:HB3	1.67	0.58
3:I:203:VAL:CG1	3:I:204:ASP:N	2.67	0.58
1:D:150:HIS:HE1	3:F:641:TRP:HA	1.69	0.58
3:C:580:ILE:HD11	3:C:586:VAL:HG21	1.86	0.58
3:C:667:ASP:HB3	3:C:670:VAL:HG12	1.85	0.58
3:I:721:GLN:O	3:I:723:ASN:N	2.36	0.58
2:B:31:HIS:O	2:B:62:PHE:HD2	1.86	0.58
3:C:501:LEU:HD23	3:C:611:TYR:HA	1.86	0.58
3:F:600:LYS:HB3	3:F:608:ASN:HD22	1.69	0.58
1:D:53:VAL:HB	1:D:57:ILE:CD1	2.33	0.58
2:E:12:ARG:NH2	2:E:22:PHE:CE2	2.72	0.58
3:I:295:LEU:HD22	3:I:570:MET:HE2	1.84	0.58
3:I:699:HIS:CD2	3:I:702:TRP:CD1	2.91	0.58
3:F:174:ARG:HG2	3:F:174:ARG:HH11	1.68	0.58
3:I:501:LEU:CD2	3:I:611:TYR:HA	2.33	0.58
3:C:699:HIS:CD2	3:C:702:TRP:CD1	2.92	0.58
3:C:618:LEU:CD1	3:C:701:PHE:HZ	2.17	0.57
1:D:268:ASP:HB2	1:D:269:GLN:NE2	2.18	0.57
3:F:721:GLN:O	3:F:723:ASN:N	2.37	0.57
3:C:473:SER:HB3	3:F:753:VAL:HG13	1.86	0.57
3:F:496:VAL:HG11	3:F:506:ILE:HD13	1.87	0.57
1:G:184:VAL:HG12	1:G:209:TYR:HB3	1.85	0.57
2:H:12:ARG:NH2	2:H:22:PHE:CE2	2.71	0.57
2:H:31:HIS:O	2:H:62:PHE:HD2	1.87	0.57
3:I:611:TYR:CZ	3:I:656:LEU:HD23	2.39	0.57
3:I:155:ARG:HH12	3:I:419:SER:HB3	1.68	0.57
3:C:493:ASN:HB2	3:C:495:LYS:NZ	2.20	0.57

Continued on next page...

Continued from previous page...

Atom-1	Atom-2	Interatomic distance (Å)	Clash overlap (Å)
1:D:87:HIS:HB3	1:D:89:HIS:CE1	2.39	0.57
1:D:184:VAL:HG12	1:D:209:TYR:HB3	1.86	0.57
1:A:43:SER:O	1:A:45:ARG:HG2	2.04	0.57
1:D:43:SER:O	1:D:45:ARG:HG2	2.04	0.57
3:C:721:GLN:O	3:C:723:ASN:N	2.37	0.57
3:F:153:VAL:HG23	3:F:154:PRO:CD	2.34	0.57
3:I:496:VAL:HG11	3:I:506:ILE:HD13	1.87	0.57
3:C:141:THR:HG23	3:C:573:TYR:OH	2.05	0.57
3:F:467:LEU:HD21	3:F:544:PHE:CE2	2.40	0.57
1:A:218:LEU:HB2	1:A:259:THR:OG1	2.03	0.56
3:C:141:THR:OG1	3:C:584:ASN:HB2	2.05	0.56
3:C:230:GLY:O	3:C:372:ASN:HB2	2.05	0.56
2:H:7:ILE:HD12	2:H:7:ILE:N	2.20	0.56
3:C:728:GLU:O	3:C:732:ARG:HG3	2.06	0.56
1:D:80:PHE:HA	1:D:96:LEU:HD22	1.86	0.56
2:E:16:GLU:HG2	2:E:19:LYS:HD3	1.86	0.56
1:A:149:ARG:O	1:A:151:LYS:HG2	2.04	0.56
3:C:150:ASN:O	3:C:153:VAL:HG22	2.05	0.56
3:F:493:ASN:ND2	3:F:495:LYS:HZ1	1.88	0.56
3:F:728:GLU:O	3:F:732:ARG:HG3	2.05	0.56
1:G:43:SER:O	1:G:45:ARG:HG2	2.06	0.56
2:H:19:LYS:O	2:H:72:PRO:HD2	2.06	0.56
3:I:141:THR:OG1	3:I:584:ASN:HB2	2.05	0.56
3:I:551:PRO:HD3	3:I:682:GLU:HG2	1.87	0.56
1:A:21:GLY:O	1:A:22:LEU:O	2.23	0.56
3:F:386:ILE:CG2	3:F:454:SER:HB3	2.32	0.56
3:I:150:ASN:O	3:I:153:VAL:HG22	2.04	0.56
3:F:501:LEU:CD2	3:F:611:TYR:HA	2.35	0.56
1:D:79:ASP:OD1	1:D:153:ARG:NH2	2.39	0.56
3:F:146:LEU:O	3:F:146:LEU:HD22	2.04	0.56
1:G:225:ASP:OD1	1:G:228:GLU:HG2	2.06	0.56
3:C:295:LEU:HD22	3:C:570:MET:HE2	1.88	0.56
1:D:192:HIS:HB2	1:D:201:LEU:HD23	1.88	0.56
3:I:153:VAL:HG23	3:I:154:PRO:CD	2.34	0.56
1:A:216:LYS:HE3	1:A:261:GLN:NE2	2.20	0.56
1:D:225:ASP:OD1	1:D:228:GLU:HG2	2.06	0.56
1:G:268:ASP:HB2	1:G:269:GLN:NE2	2.17	0.56
3:I:295:LEU:HD22	3:I:570:MET:CE	2.36	0.56
1:A:80:PHE:HA	1:A:96:LEU:HD22	1.87	0.56
3:F:501:LEU:HD23	3:F:611:TYR:HA	1.86	0.56
1:G:192:HIS:HB2	1:G:201:LEU:HD23	1.87	0.56

Continued on next page...

Continued from previous page...

Atom-1	Atom-2	Interatomic distance (Å)	Clash overlap (Å)
1:A:268:ASP:HB2	1:A:269:GLN:NE2	2.18	0.56
3:C:346:PHE:HA	3:C:349:MET:HE3	1.88	0.56
2:E:19:LYS:O	2:E:72:PRO:HD2	2.06	0.56
3:I:302:HIS:HE1	3:I:326:SER:OG	1.89	0.56
3:C:153:VAL:HG23	3:C:154:PRO:CD	2.35	0.55
3:F:346:PHE:HA	3:F:349:MET:HE3	1.88	0.55
2:B:19:LYS:O	2:B:72:PRO:HD2	2.06	0.55
1:D:191:THR:HG23	1:D:202:ARG:HB3	1.88	0.55
1:A:151:LYS:O	1:A:155:ARG:HG3	2.06	0.55
3:F:213:VAL:HG11	3:F:345:LEU:CD2	2.36	0.55
3:C:699:HIS:CD2	3:C:702:TRP:H	2.24	0.55
1:D:235:LEU:HD13	2:E:10:TYR:CE1	2.41	0.55
3:C:134:LYS:NZ	3:C:435:ASP:HB3	2.22	0.55
1:G:21:GLY:O	1:G:22:LEU:O	2.23	0.55
1:G:87:HIS:HB3	1:G:89:HIS:CE1	2.42	0.55
3:I:134:LYS:NZ	3:I:435:ASP:HB3	2.22	0.55
3:F:428:LYS:HE2	3:F:428:LYS:CA	2.37	0.55
3:F:493:ASN:HB2	3:F:495:LYS:NZ	2.21	0.55
3:F:699:HIS:CD2	3:F:702:TRP:H	2.24	0.55
3:I:493:ASN:HB2	3:I:495:LYS:NZ	2.22	0.55
3:C:632:ILE:HG21	3:C:639:LEU:HD13	1.88	0.55
3:F:231:LYS:O	3:F:253:SER:HB2	2.07	0.55
1:A:35:LEU:HD22	1:A:49:ARG:HG3	1.88	0.55
3:F:514:LYS:HD2	3:F:519:GLY:O	2.06	0.55
3:F:632:ILE:HG21	3:F:639:LEU:HD13	1.89	0.55
3:I:618:LEU:CD1	3:I:701:PHE:HZ	2.19	0.55
1:A:192:HIS:HB2	1:A:201:LEU:HD23	1.88	0.55
1:A:225:ASP:OD1	1:A:228:GLU:HG2	2.07	0.55
3:F:134:LYS:NZ	3:F:435:ASP:HB3	2.21	0.55
1:G:149:ARG:O	1:G:151:LYS:HG2	2.07	0.55
1:G:151:LYS:O	1:G:155:ARG:HG3	2.07	0.55
1:G:50:THR:HG22	1:G:52:TRP:HD1	1.71	0.55
1:A:53:VAL:HB	1:A:57:ILE:CD1	2.36	0.54
1:G:191:THR:HG23	1:G:202:ARG:HB3	1.88	0.54
3:I:632:ILE:HG21	3:I:639:LEU:HD13	1.89	0.54
1:D:97:GLN:HB2	2:E:60:TRP:CE3	2.42	0.54
3:F:295:LEU:HD22	3:F:570:MET:CE	2.37	0.54
3:F:297:PHE:N	3:F:297:PHE:CD2	2.75	0.54
3:I:297:PHE:CD2	3:I:297:PHE:N	2.75	0.54
3:F:150:ASN:O	3:F:153:VAL:HG22	2.07	0.54
3:I:141:THR:HG23	3:I:573:TYR:OH	2.06	0.54

Continued on next page...

Continued from previous page...

Atom-1	Atom-2	Interatomic distance (Å)	Clash overlap (Å)
3:C:501:LEU:CD2	3:C:611:TYR:HA	2.37	0.54
3:C:514:LYS:HD2	3:C:519:GLY:O	2.07	0.54
3:F:231:LYS:HG3	3:F:253:SER:HB3	1.89	0.54
1:D:206:LEU:HD22	2:E:12:ARG:O	2.08	0.54
3:I:213:VAL:HG11	3:I:345:LEU:CD2	2.37	0.54
1:A:145:LEU:HD22	1:A:149:ARG:HH22	1.71	0.54
2:B:33:SER:HB3	2:B:62:PHE:CE2	2.42	0.54
3:C:153:VAL:CB	3:C:154:PRO:CD	2.86	0.54
1:D:216:LYS:HE3	1:D:261:GLN:NE2	2.23	0.54
3:F:153:VAL:CB	3:F:154:PRO:CD	2.85	0.54
3:F:664:GLU:CD	3:F:664:GLU:N	2.57	0.54
3:I:231:LYS:O	3:I:253:SER:HB2	2.07	0.54
1:A:198:VAL:HG22	1:A:199:THR:H	1.72	0.54
3:C:254:ILE:HA	3:C:277:ILE:O	2.08	0.54
3:F:655:ARG:HH11	3:F:655:ARG:CG	2.21	0.54
3:C:231:LYS:HG3	3:C:253:SER:HB3	1.89	0.54
1:D:151:LYS:O	1:D:155:ARG:HG3	2.08	0.54
1:G:79:ASP:OD1	1:G:153:ARG:NH2	2.41	0.54
3:C:213:VAL:HG11	3:C:345:LEU:CD2	2.38	0.54
1:D:50:THR:HG22	1:D:52:TRP:HD1	1.72	0.53
3:I:153:VAL:CB	3:I:154:PRO:CD	2.86	0.53
1:D:232:LYS:HD2	1:D:232:LYS:O	2.08	0.53
1:G:198:VAL:HG22	1:G:199:THR:H	1.73	0.53
3:I:728:GLU:O	3:I:732:ARG:HG3	2.08	0.53
3:C:231:LYS:O	3:C:253:SER:HB2	2.08	0.53
1:D:198:VAL:HG22	1:D:199:THR:H	1.71	0.53
3:F:214:GLU:O	3:F:216:PRO:HD3	2.09	0.53
1:A:79:ASP:OD1	1:A:153:ARG:NH2	2.42	0.53
3:C:278:GLY:H	3:C:332:ILE:HB	1.74	0.53
3:C:295:LEU:HD22	3:C:570:MET:CE	2.37	0.53
3:C:496:VAL:HG11	3:C:506:ILE:HD13	1.90	0.53
3:C:214:GLU:O	3:C:216:PRO:HD3	2.09	0.53
3:C:234:HIS:ND1	3:C:235:ALA:O	2.41	0.53
3:C:250:VAL:CG1	3:C:276:ALA:HB2	2.38	0.53
3:F:154:PRO:HD2	3:F:161:LYS:HE3	1.91	0.53
3:I:346:PHE:HA	3:I:349:MET:HE3	1.91	0.53
3:I:655:ARG:HH11	3:I:655:ARG:CG	2.21	0.53
3:C:297:PHE:N	3:C:297:PHE:CD2	2.76	0.53
3:I:278:GLY:H	3:I:332:ILE:HB	1.74	0.53
1:A:125:GLU:HB3	1:A:134:ARG:HG2	1.90	0.53
3:C:134:LYS:HZ1	3:C:435:ASP:HB3	1.74	0.53

Continued on next page...

Continued from previous page...

Atom-1	Atom-2	Interatomic distance (Å)	Clash overlap (Å)
3:C:635:MET:HE1	3:C:726:PHE:HZ	1.74	0.53
1:D:235:LEU:HD13	2:E:10:TYR:CZ	2.44	0.53
3:F:699:HIS:CD2	3:F:702:TRP:CD1	2.96	0.53
1:A:50:THR:HG22	1:A:52:TRP:HD1	1.73	0.53
3:C:154:PRO:HD2	3:C:161:LYS:HE3	1.90	0.53
1:D:125:GLU:HB3	1:D:134:ARG:HG2	1.89	0.53
1:G:216:LYS:HE3	1:G:261:GLN:NE2	2.23	0.53
1:A:191:THR:HG23	1:A:202:ARG:HB3	1.91	0.53
3:C:493:ASN:ND2	3:C:495:LYS:HZ1	1.89	0.53
3:F:310:THR:HG22	3:F:313:PHE:CE1	2.44	0.53
1:G:80:PHE:HA	1:G:96:LEU:HD22	1.91	0.53
3:C:302:HIS:HE1	3:C:326:SER:OG	1.91	0.52
3:C:199:SER:OG	3:C:376:THR:HG23	2.08	0.52
3:C:664:GLU:CD	3:C:664:GLU:N	2.57	0.52
2:E:71:THR:HG23	2:E:71:THR:O	2.09	0.52
2:H:71:THR:HG23	2:H:71:THR:O	2.10	0.52
3:I:230:GLY:O	3:I:372:ASN:HB2	2.09	0.52
3:I:467:LEU:HD21	3:I:544:PHE:CE2	2.43	0.52
1:D:35:LEU:HD22	1:D:49:ARG:HG3	1.91	0.52
3:F:135:LEU:HD23	3:F:432:MET:SD	2.50	0.52
3:F:295:LEU:HD22	3:F:570:MET:HE2	1.91	0.52
3:I:146:LEU:O	3:I:146:LEU:HD22	2.09	0.52
3:I:250:VAL:CG1	3:I:276:ALA:HB2	2.40	0.52
3:C:231:LYS:HG3	3:C:253:SER:CB	2.38	0.52
3:C:551:PRO:HD3	3:C:682:GLU:HG2	1.91	0.52
3:F:134:LYS:HZ1	3:F:435:ASP:HB3	1.74	0.52
1:G:150:HIS:NE2	1:G:152:ILE:HB	2.24	0.52
3:I:386:ILE:CG2	3:I:454:SER:HB3	2.36	0.52
3:I:514:LYS:HD2	3:I:519:GLY:O	2.08	0.52
3:C:206:ASN:C	3:C:206:ASN:ND2	2.63	0.52
3:F:230:GLY:O	3:F:372:ASN:HB2	2.09	0.52
3:C:729:THR:HG22	3:F:323:PRO:HG3	1.92	0.52
1:D:206:LEU:HD11	2:E:14:PRO:CD	2.36	0.52
3:F:254:ILE:HA	3:F:277:ILE:O	2.10	0.52
3:F:278:GLY:H	3:F:332:ILE:HB	1.75	0.52
1:G:50:THR:CG2	1:G:52:TRP:HD1	2.22	0.52
3:F:141:THR:HG23	3:F:573:TYR:OH	2.08	0.52
3:F:203:VAL:CG1	3:F:204:ASP:N	2.71	0.52
1:G:125:GLU:HB3	1:G:134:ARG:HG2	1.91	0.52
1:G:188:VAL:HB	1:G:273:VAL:HG21	1.91	0.52
3:C:354:PRO:HD3	3:C:365:MET:SD	2.50	0.52

Continued on next page...

Continued from previous page...

Atom-1	Atom-2	Interatomic distance (Å)	Clash overlap (Å)
1:D:107:ASP:O	1:D:108:ASN:HB2	2.10	0.52
2:H:33:SER:HB3	2:H:62:PHE:CE2	2.45	0.52
3:C:150:ASN:HA	3:C:153:VAL:HG22	1.92	0.51
3:F:184:ASP:HB2	3:F:390:PHE:HE1	1.75	0.51
3:F:237:PHE:O	3:F:267:LYS:HG2	2.10	0.51
1:G:35:LEU:HD22	1:G:49:ARG:HG3	1.91	0.51
1:G:49:ARG:O	1:G:50:THR:HB	2.10	0.51
1:G:81:TRP:CH2	3:I:623:ARG:HB2	2.44	0.51
3:I:231:LYS:HG3	3:I:253:SER:HB3	1.92	0.51
3:I:699:HIS:CD2	3:I:702:TRP:H	2.24	0.51
1:D:50:THR:CG2	1:D:52:TRP:HD1	2.23	0.51
1:D:53:VAL:HB	1:D:57:ILE:HD12	1.92	0.51
3:F:250:VAL:CG1	3:F:276:ALA:HB2	2.41	0.51
3:F:297:PHE:N	3:F:297:PHE:HD2	2.07	0.51
3:I:297:PHE:N	3:I:297:PHE:HD2	2.08	0.51
3:I:310:THR:HG22	3:I:313:PHE:CE1	2.45	0.51
3:I:354:PRO:HD3	3:I:365:MET:SD	2.51	0.51
3:C:414:PRO:HB2	3:C:571:ASP:O	2.10	0.51
1:A:107:ASP:O	1:A:108:ASN:HB2	2.09	0.51
3:C:122:LEU:O	3:C:123:TYR:CB	2.59	0.51
3:C:237:PHE:O	3:C:267:LYS:HG2	2.10	0.51
1:D:150:HIS:NE2	1:D:152:ILE:HB	2.25	0.51
3:F:205:LYS:HE3	3:F:370:SER:HA	1.93	0.51
3:F:231:LYS:HG3	3:F:253:SER:CB	2.40	0.51
1:G:8:LEU:HB2	1:G:169:LEU:HD13	1.92	0.51
1:A:50:THR:CG2	1:A:52:TRP:HD1	2.23	0.51
1:G:53:VAL:HB	1:G:57:ILE:CD1	2.40	0.51
3:I:254:ILE:HA	3:I:277:ILE:O	2.11	0.51
3:I:625:LEU:HD13	3:I:713:LEU:HD21	1.91	0.51
1:A:49:ARG:O	1:A:50:THR:HB	2.11	0.51
1:D:67:GLN:HE22	3:F:657:THR:HB	1.75	0.51
3:F:551:PRO:HD3	3:F:682:GLU:HG2	1.92	0.51
3:I:305:THR:HG21	3:I:543:PRO:HG3	1.93	0.51
3:I:414:PRO:HB2	3:I:571:ASP:O	2.10	0.51
3:F:229:THR:HG22	3:F:374:LYS:HG3	1.93	0.51
3:I:154:PRO:HD2	3:I:161:LYS:HE3	1.92	0.51
3:I:231:LYS:HG3	3:I:253:SER:CB	2.41	0.51
3:I:150:ASN:HA	3:I:153:VAL:HG22	1.92	0.51
3:I:199:SER:OG	3:I:376:THR:HG23	2.10	0.51
1:D:49:ARG:O	1:D:50:THR:HB	2.11	0.51
3:F:414:PRO:HB2	3:F:571:ASP:O	2.10	0.51

Continued on next page...

Continued from previous page...

Atom-1	Atom-2	Interatomic distance (Å)	Clash overlap (Å)
3:C:625:LEU:HD13	3:C:713:LEU:HD21	1.92	0.51
1:D:264:HIS:ND1	1:D:266:GLY:N	2.48	0.51
3:F:708:THR:HG22	3:F:711:ALA:N	2.04	0.51
1:G:232:LYS:HD2	1:G:232:LYS:O	2.11	0.51
1:A:188:VAL:HB	1:A:273:VAL:HG21	1.93	0.50
2:B:71:THR:O	2:B:71:THR:HG23	2.10	0.50
3:C:135:LEU:HD23	3:C:432:MET:SD	2.51	0.50
3:C:236:ASN:O	3:C:238:GLY:N	2.44	0.50
1:D:22:LEU:CD1	3:F:619:LEU:HD23	2.31	0.50
1:A:53:VAL:HB	1:A:57:ILE:HD12	1.92	0.50
1:D:149:ARG:O	1:D:151:LYS:HG2	2.12	0.50
3:F:518:THR:C	3:F:520:GLN:H	2.15	0.50
3:F:625:LEU:HD13	3:F:713:LEU:HD21	1.93	0.50
2:H:29:GLY:HA2	2:H:61:SER:HB2	1.93	0.50
3:I:229:THR:HG22	3:I:374:LYS:HG3	1.92	0.50
3:C:428:LYS:HE2	3:C:428:LYS:CA	2.39	0.50
3:C:747:ASN:HB3	3:C:756:ILE:HD13	1.93	0.50
3:I:428:LYS:HE2	3:I:428:LYS:CA	2.39	0.50
3:C:297:PHE:N	3:C:297:PHE:HD2	2.09	0.50
1:D:92:GLU:HB2	1:D:94:HIS:NE2	2.27	0.50
3:F:354:PRO:HD3	3:F:365:MET:SD	2.51	0.50
1:G:263:GLU:HG2	1:G:270:PRO:HB3	1.94	0.50
3:I:203:VAL:HG13	3:I:204:ASP:N	2.27	0.50
3:F:199:SER:OG	3:F:376:THR:HG23	2.11	0.50
3:I:236:ASN:O	3:I:238:GLY:N	2.43	0.50
3:I:635:MET:HE1	3:I:726:PHE:HZ	1.77	0.50
3:C:184:ASP:HB2	3:C:390:PHE:HE1	1.76	0.50
3:C:229:THR:HG22	3:C:374:LYS:HG3	1.94	0.50
3:C:467:LEU:HD22	3:C:548:SER:OG	2.12	0.50
1:D:46:VAL:HG21	1:D:66:SER:HA	1.93	0.50
1:D:198:VAL:HA	1:D:252:PRO:CG	2.38	0.50
1:A:232:LYS:HD2	1:A:232:LYS:O	2.12	0.50
1:D:207:ASN:HD21	2:E:13:HIS:HD2	1.57	0.50
3:F:498:ALA:HB2	3:F:553:VAL:HA	1.93	0.50
3:I:147:LEU:C	3:I:148:ASN:HD22	2.14	0.50
3:C:305:THR:HG21	3:C:543:PRO:HG3	1.94	0.50
1:G:107:ASP:O	1:G:108:ASN:HB2	2.10	0.50
3:I:690:VAL:HG11	3:I:707:HIS:HB3	1.94	0.50
3:F:622:VAL:HG13	3:F:643:TYR:CE2	2.47	0.50
3:I:279:VAL:HB	3:I:334:VAL:HG13	1.94	0.50
1:A:92:GLU:HB2	1:A:94:HIS:NE2	2.27	0.49

Continued on next page...

Continued from previous page...

Atom-1	Atom-2	Interatomic distance (Å)	Clash overlap (Å)
1:D:263:GLU:HG2	1:D:270:PRO:HB3	1.94	0.49
3:F:150:ASN:HA	3:F:153:VAL:HG22	1.92	0.49
3:I:345:LEU:HB3	3:I:349:MET:CE	2.41	0.49
3:C:236:ASN:C	3:C:238:GLY:N	2.65	0.49
3:C:467:LEU:HD21	3:C:544:PHE:CE2	2.47	0.49
3:F:234:HIS:ND1	3:F:235:ALA:O	2.45	0.49
3:F:236:ASN:O	3:F:238:GLY:N	2.44	0.49
1:G:18:GLN:O	1:G:19:ASP:CB	2.59	0.49
3:I:135:LEU:HD23	3:I:432:MET:SD	2.52	0.49
3:I:236:ASN:C	3:I:238:GLY:N	2.65	0.49
2:E:33:SER:HB3	2:E:62:PHE:CE2	2.47	0.49
3:F:502:LEU:O	3:F:506:ILE:HG13	2.12	0.49
3:C:147:LEU:C	3:C:148:ASN:HD22	2.15	0.49
1:D:131:LEU:HD21	1:D:158:ARG:CZ	2.43	0.49
1:D:188:VAL:HB	1:D:273:VAL:HG21	1.93	0.49
1:D:238:GLY:HA3	2:E:67:TYR:CZ	2.48	0.49
3:I:192:VAL:HG12	3:I:193:LYS:H	1.76	0.49
3:I:209:LEU:HD12	3:I:210:VAL:N	2.22	0.49
3:I:234:HIS:ND1	3:I:235:ALA:O	2.46	0.49
1:A:198:VAL:HA	1:A:252:PRO:CG	2.42	0.49
3:C:518:THR:C	3:C:520:GLN:H	2.15	0.49
3:F:166:ALA:HB1	3:F:389:ILE:CD1	2.43	0.49
1:G:150:HIS:O	1:G:151:LYS:HB2	2.12	0.49
3:I:237:PHE:O	3:I:267:LYS:HG2	2.13	0.49
1:A:228:GLU:OE2	1:G:134:ARG:NH2	2.46	0.49
3:C:655:ARG:HH11	3:C:655:ARG:CG	2.24	0.49
3:C:753:VAL:HG13	3:F:473:SER:CB	2.41	0.49
1:D:8:LEU:HB2	1:D:169:LEU:HD13	1.94	0.49
3:F:209:LEU:HD12	3:F:210:VAL:N	2.27	0.49
1:G:18:GLN:H	1:G:18:GLN:NE2	2.10	0.49
3:I:184:ASP:HB2	3:I:390:PHE:HE1	1.77	0.49
1:A:135:ALA:HB1	1:A:140:ALA:HB3	1.95	0.48
3:C:494:PHE:HA	3:C:556:CYS:O	2.13	0.48
1:D:23:SER:OG	1:D:73:ASP:OD2	2.30	0.48
3:F:203:VAL:HG11	3:F:207:GLY:HA2	1.94	0.48
3:F:345:LEU:HB3	3:F:349:MET:CE	2.43	0.48
1:G:31:VAL:O	1:G:34:GLN:HB2	2.12	0.48
3:I:664:GLU:CD	3:I:664:GLU:N	2.60	0.48
1:A:18:GLN:O	1:A:19:ASP:CB	2.59	0.48
1:A:35:LEU:CD2	1:A:49:ARG:HG3	2.42	0.48
3:F:305:THR:HG21	3:F:543:PRO:HG3	1.95	0.48

Continued on next page...

Continued from previous page...

Atom-1	Atom-2	Interatomic distance (Å)	Clash overlap (Å)
1:G:22:LEU:HD12	3:I:619:LEU:HD23	1.95	0.48
1:G:92:GLU:HB2	1:G:94:HIS:NE2	2.28	0.48
1:A:31:VAL:O	1:A:34:GLN:HB2	2.13	0.48
1:A:57:ILE:HG12	1:A:175:LEU:CD2	2.43	0.48
1:A:150:HIS:NE2	1:A:152:ILE:HB	2.27	0.48
1:A:198:VAL:CG2	1:A:199:THR:N	2.75	0.48
3:C:310:THR:HG22	3:C:313:PHE:CE1	2.48	0.48
3:C:595:GLY:O	3:C:599:ILE:HG12	2.13	0.48
3:F:236:ASN:C	3:F:238:GLY:N	2.65	0.48
3:F:279:VAL:HB	3:F:334:VAL:HG13	1.96	0.48
1:G:57:ILE:HG12	1:G:175:LEU:CD2	2.43	0.48
2:H:1:ILE:HG23	2:H:1:ILE:O	2.13	0.48
3:F:192:VAL:HG12	3:F:193:LYS:H	1.77	0.48
3:F:247:TYR:CD1	3:F:247:TYR:N	2.81	0.48
1:G:46:VAL:HG21	1:G:66:SER:HA	1.96	0.48
1:G:135:ALA:HB1	1:G:140:ALA:HB3	1.96	0.48
3:I:595:GLY:O	3:I:599:ILE:HG12	2.12	0.48
1:A:22:LEU:O	1:A:23:SER:O	2.32	0.48
1:A:263:GLU:HG2	1:A:270:PRO:HB3	1.96	0.48
1:D:31:VAL:O	1:D:34:GLN:HB2	2.12	0.48
3:F:690:VAL:HG11	3:F:707:HIS:HB3	1.94	0.48
1:G:131:LEU:HD21	1:G:158:ARG:CZ	2.44	0.48
3:C:414:PRO:HG2	3:C:572:THR:HG22	1.96	0.48
1:G:198:VAL:CG2	1:G:199:THR:N	2.77	0.48
1:A:236:PRO:HG2	2:B:65:LEU:HD22	1.96	0.48
3:C:191:GLN:NE2	3:C:222:TYR:H	2.12	0.48
3:C:625:LEU:HD13	3:C:713:LEU:CD2	2.43	0.48
1:D:191:THR:O	1:D:192:HIS:HB3	2.14	0.48
3:I:214:GLU:O	3:I:216:PRO:HD3	2.14	0.48
3:C:664:GLU:C	3:C:666:THR:H	2.16	0.48
1:D:191:THR:CG2	1:D:202:ARG:HB3	2.44	0.48
1:G:53:VAL:HB	1:G:57:ILE:HD12	1.95	0.48
3:I:467:LEU:HD22	3:I:548:SER:OG	2.13	0.48
1:A:18:GLN:H	1:A:18:GLN:NE2	2.11	0.48
1:D:18:GLN:H	1:D:18:GLN:NE2	2.12	0.48
1:D:198:VAL:CG2	1:D:199:THR:N	2.76	0.48
3:F:155:ARG:NH1	3:F:419:SER:HB3	2.29	0.48
3:I:134:LYS:HZ1	3:I:435:ASP:HB3	1.78	0.48
3:I:166:ALA:HB1	3:I:389:ILE:CD1	2.44	0.48
3:C:622:VAL:HG13	3:C:643:TYR:CE2	2.49	0.48
1:D:57:ILE:HG12	1:D:175:LEU:CD2	2.44	0.48

Continued on next page...

Continued from previous page...

Atom-1	Atom-2	Interatomic distance (Å)	Clash overlap (Å)
1:D:256:GLN:HE22	1:D:257:ARG:HG3	1.79	0.48
2:E:56:PHE:HB3	2:E:62:PHE:CD1	2.49	0.48
3:F:122:LEU:O	3:F:123:TYR:CB	2.61	0.48
3:F:147:LEU:C	3:F:148:ASN:HD22	2.16	0.48
3:C:155:ARG:NH1	3:C:419:SER:HB3	2.28	0.47
3:C:247:TYR:CD1	3:C:247:TYR:N	2.81	0.47
1:A:49:ARG:O	1:A:50:THR:CB	2.61	0.47
2:H:21:ASN:CG	2:H:22:PHE:H	2.17	0.47
3:I:247:TYR:CD1	3:I:247:TYR:N	2.81	0.47
3:I:518:THR:C	3:I:520:GLN:H	2.17	0.47
1:G:23:SER:OG	1:G:73:ASP:OD2	2.32	0.47
1:G:35:LEU:CD2	1:G:49:ARG:HG3	2.44	0.47
3:C:502:LEU:O	3:C:506:ILE:HG13	2.14	0.47
3:C:724:GLY:O	3:C:726:PHE:N	2.48	0.47
1:G:264:HIS:ND1	1:G:266:GLY:N	2.47	0.47
1:A:25:PHE:CD1	1:A:25:PHE:N	2.82	0.47
1:A:264:HIS:ND1	1:A:266:GLY:N	2.49	0.47
3:C:122:LEU:O	3:C:126:ASP:OD2	2.33	0.47
1:D:49:ARG:O	1:D:50:THR:CB	2.62	0.47
3:F:203:VAL:HG13	3:F:204:ASP:N	2.29	0.47
3:F:494:PHE:HA	3:F:556:CYS:O	2.14	0.47
1:G:191:THR:CG2	1:G:202:ARG:HB3	2.45	0.47
1:A:8:LEU:HB2	1:A:169:LEU:HD13	1.95	0.47
1:A:46:VAL:HG21	1:A:66:SER:HA	1.97	0.47
1:A:191:THR:O	1:A:192:HIS:HB3	2.14	0.47
3:C:205:LYS:HB2	3:C:370:SER:O	2.14	0.47
3:C:690:VAL:HG11	3:C:707:HIS:HB3	1.96	0.47
1:D:22:LEU:O	1:D:23:SER:O	2.33	0.47
6:G:309:GOL:C3	3:I:646:ARG:HH21	2.24	0.47
3:I:664:GLU:C	3:I:666:THR:H	2.18	0.47
3:I:708:THR:HG22	3:I:711:ALA:N	2.03	0.47
3:C:192:VAL:HG12	3:C:193:LYS:H	1.77	0.47
1:D:28:LEU:CD2	1:D:38:PHE:CD1	2.95	0.47
3:F:479:PHE:O	3:F:551:PRO:HG2	2.15	0.47
1:G:120:GLY:CA	2:H:31:HIS:CE1	2.98	0.47
3:C:345:LEU:HB3	3:C:349:MET:CE	2.45	0.47
1:D:35:LEU:CD2	1:D:49:ARG:HG3	2.45	0.47
1:D:150:HIS:CD2	1:D:153:ARG:H	2.27	0.47
1:A:92:GLU:CB	1:A:94:HIS:NE2	2.78	0.47
3:C:236:ASN:O	3:C:237:PHE:HB2	2.15	0.47
1:G:236:PRO:HG2	2:H:65:LEU:HD22	1.97	0.47

Continued on next page...

Continued from previous page...

Atom-1	Atom-2	Interatomic distance (Å)	Clash overlap (Å)
3:I:163:GLU:O	3:I:167:LEU:HD13	2.14	0.47
3:I:622:VAL:HG13	3:I:643:TYR:CE2	2.50	0.47
3:I:724:GLY:O	3:I:725:ALA:C	2.53	0.47
3:C:747:ASN:N	3:C:747:ASN:HD22	2.13	0.46
3:F:149:GLU:O	3:F:151:SER:N	2.48	0.46
3:F:635:MET:HE1	3:F:726:PHE:HZ	1.79	0.46
1:A:191:THR:CG2	1:A:202:ARG:HB3	2.46	0.46
3:C:628:TYR:O	3:C:632:ILE:HG12	2.15	0.46
3:C:699:HIS:CD2	3:C:701:PHE:HB2	2.50	0.46
1:D:179:VAL:HG12	1:D:179:VAL:O	2.16	0.46
3:I:747:ASN:HB3	3:I:756:ILE:HD13	1.97	0.46
3:C:483:ASN:ND2	3:C:540:ALA:HB3	2.31	0.46
1:D:209:TYR:HA	1:D:210:PRO:O	2.15	0.46
3:F:153:VAL:CG2	3:F:154:PRO:CD	2.94	0.46
3:F:747:ASN:HB3	3:F:756:ILE:HD13	1.97	0.46
1:G:256:GLN:HE22	1:G:257:ARG:HG3	1.79	0.46
3:C:166:ALA:HB1	3:C:389:ILE:CD1	2.46	0.46
1:D:92:GLU:CB	1:D:94:HIS:NE2	2.79	0.46
3:C:231:LYS:CG	3:C:253:SER:HB3	2.46	0.46
1:D:194:VAL:HG22	1:D:199:THR:CG2	2.44	0.46
1:A:207:ASN:HD21	2:B:13:HIS:CD2	2.33	0.46
3:C:153:VAL:CG2	3:C:154:PRO:CD	2.94	0.46
2:E:29:GLY:HA2	2:E:61:SER:HB2	1.97	0.46
2:H:36:GLU:HG2	2:H:83:ASN:HB3	1.98	0.46
3:I:155:ARG:NH1	3:I:419:SER:HB3	2.29	0.46
2:B:56:PHE:HB3	2:B:62:PHE:CD1	2.51	0.46
2:E:17:ASN:HA	2:E:72:PRO:O	2.16	0.46
2:H:45:ARG:HG3	2:H:45:ARG:O	2.16	0.46
3:I:724:GLY:O	3:I:726:PHE:N	2.47	0.46
3:C:639:LEU:HD12	3:C:639:LEU:HA	1.73	0.46
1:D:135:ALA:HB1	1:D:140:ALA:HB3	1.97	0.46
1:G:22:LEU:O	1:G:23:SER:O	2.33	0.46
2:H:56:PHE:HB3	2:H:62:PHE:CD1	2.51	0.46
1:A:150:HIS:O	1:A:151:LYS:HB2	2.15	0.46
3:F:625:LEU:HD13	3:F:713:LEU:CD2	2.45	0.46
1:G:50:THR:CG2	1:G:52:TRP:CD1	2.99	0.46
3:I:625:LEU:HD13	3:I:713:LEU:CD2	2.45	0.46
1:A:144:LYS:O	1:A:148:GLU:HG3	2.16	0.46
3:I:153:VAL:CG2	3:I:154:PRO:CD	2.94	0.46
1:A:4:ARG:N	1:A:4:ARG:CD	2.79	0.45
1:D:4:ARG:O	1:D:4:ARG:HG2	2.16	0.45

Continued on next page...

Continued from previous page...

Atom-1	Atom-2	Interatomic distance (Å)	Clash overlap (Å)
3:F:231:LYS:CG	3:F:253:SER:HB3	2.46	0.45
1:G:4:ARG:HG2	1:G:4:ARG:O	2.16	0.45
1:G:49:ARG:O	1:G:50:THR:CB	2.63	0.45
3:I:414:PRO:HG2	3:I:572:THR:HG22	1.97	0.45
1:A:66:SER:O	1:A:70:LYS:HG3	2.17	0.45
1:A:178:GLY:O	1:A:182:GLN:HB2	2.16	0.45
1:D:25:PHE:N	1:D:25:PHE:CD1	2.83	0.45
2:E:54:LEU:HD11	2:E:62:PHE:HB3	1.99	0.45
3:F:747:ASN:N	3:F:747:ASN:HD22	2.14	0.45
1:G:25:PHE:CD1	1:G:25:PHE:N	2.84	0.45
1:G:198:VAL:HA	1:G:252:PRO:CG	2.44	0.45
3:C:149:GLU:O	3:C:151:SER:N	2.50	0.45
3:C:279:VAL:HB	3:C:334:VAL:HG13	1.98	0.45
3:C:316:PHE:CD1	3:F:740:TRP:CH2	3.04	0.45
1:D:150:HIS:O	1:D:151:LYS:HB2	2.17	0.45
3:F:699:HIS:CD2	3:F:701:PHE:H	2.34	0.45
2:H:35:ILE:HD11	2:H:82:VAL:CG1	2.46	0.45
3:I:236:ASN:O	3:I:237:PHE:HB2	2.17	0.45
3:I:316:PHE:O	3:I:319:THR:HB	2.16	0.45
3:I:544:PHE:O	3:I:548:SER:HB2	2.16	0.45
2:B:21:ASN:CG	2:B:22:PHE:H	2.18	0.45
1:D:4:ARG:N	1:D:4:ARG:CD	2.79	0.45
1:D:110:THR:HG21	1:D:166:PRO:HG3	1.98	0.45
1:G:22:LEU:O	1:G:23:SER:HB3	2.16	0.45
1:G:146:GLU:CD	3:I:629:ARG:HH22	2.19	0.45
3:I:600:LYS:HB3	3:I:608:ASN:ND2	2.32	0.45
2:B:29:GLY:HA2	2:B:61:SER:HB2	1.97	0.45
2:E:35:ILE:HD11	2:E:82:VAL:CG1	2.46	0.45
3:F:507:GLU:O	3:F:511:GLN:HG3	2.17	0.45
3:F:664:GLU:C	3:F:666:THR:H	2.18	0.45
1:G:178:GLY:O	1:G:182:GLN:HB2	2.16	0.45
1:G:209:TYR:HA	1:G:210:PRO:O	2.16	0.45
1:A:23:SER:OG	1:A:73:ASP:OD2	2.34	0.45
1:A:74:HIS:HB3	3:C:646:ARG:NH1	2.32	0.45
1:A:209:TYR:HA	1:A:210:PRO:O	2.16	0.45
2:E:21:ASN:CG	2:E:22:PHE:H	2.19	0.45
3:F:316:PHE:O	3:F:319:THR:HB	2.16	0.45
1:G:92:GLU:CB	1:G:94:HIS:NE2	2.80	0.45
3:I:494:PHE:HA	3:I:556:CYS:O	2.16	0.45
3:I:496:VAL:HG22	3:I:555:PHE:HB3	1.99	0.45
3:C:448:ILE:HD13	3:C:598:VAL:HG11	1.99	0.45

Continued on next page...

Continued from previous page...

Atom-1	Atom-2	Interatomic distance (Å)	Clash overlap (Å)
3:F:232:LEU:HD11	3:F:256:ILE:HB	1.99	0.45
1:A:49:ARG:HD2	2:B:53:ASP:OD2	2.16	0.45
1:D:176:GLY:O	1:D:177:ARG:C	2.54	0.45
3:F:414:PRO:HG2	3:F:572:THR:HG22	1.98	0.45
2:H:17:ASN:HA	2:H:72:PRO:O	2.17	0.45
3:I:618:LEU:HD12	3:I:618:LEU:HA	1.81	0.45
3:C:232:LEU:HB3	3:C:367:THR:HG23	1.98	0.45
3:C:310:THR:N	3:C:311:PRO:CD	2.79	0.45
3:C:316:PHE:O	3:C:319:THR:HB	2.16	0.45
1:D:144:LYS:O	1:D:148:GLU:HG3	2.16	0.45
2:E:36:GLU:HG2	2:E:83:ASN:HB3	1.99	0.45
1:G:144:LYS:O	1:G:148:GLU:HG3	2.17	0.45
2:H:54:LEU:HD11	2:H:62:PHE:HB3	1.98	0.45
2:B:1:ILE:HG23	2:B:1:ILE:O	2.16	0.45
3:C:186:HIS:CE1	3:C:316:PHE:CE2	3.05	0.45
1:D:53:VAL:HA	1:D:57:ILE:HG13	1.99	0.45
3:F:518:THR:HG22	3:F:520:GLN:HB2	1.99	0.45
1:G:179:VAL:HG12	1:G:179:VAL:O	2.17	0.45
1:A:50:THR:CG2	1:A:52:TRP:CD1	3.00	0.44
2:B:17:ASN:HA	2:B:72:PRO:O	2.17	0.44
2:B:35:ILE:HD11	2:B:82:VAL:CG1	2.47	0.44
2:B:68:THR:HG22	2:B:69:GLU:O	2.17	0.44
3:C:724:GLY:O	3:C:725:ALA:C	2.55	0.44
1:D:114:TRP:HB3	1:D:126:PHE:HB3	1.99	0.44
1:D:178:GLY:O	1:D:182:GLN:HB2	2.17	0.44
2:E:35:ILE:HD11	2:E:82:VAL:HG13	2.00	0.44
3:F:122:LEU:O	3:F:126:ASP:OD2	2.35	0.44
3:F:724:GLY:O	3:F:725:ALA:C	2.55	0.44
3:I:507:GLU:O	3:I:511:GLN:HG3	2.17	0.44
1:A:114:TRP:HB3	1:A:126:PHE:HB3	1.99	0.44
3:C:240:LYS:HE3	3:C:240:LYS:HB2	1.87	0.44
3:F:724:GLY:O	3:F:726:PHE:N	2.50	0.44
2:H:35:ILE:HD11	2:H:82:VAL:HG13	1.99	0.44
3:I:186:HIS:CE1	3:I:316:PHE:CE2	3.05	0.44
3:I:231:LYS:CG	3:I:253:SER:HB3	2.46	0.44
1:A:85:GLU:HG3	3:C:629:ARG:HD3	2.00	0.44
3:F:163:GLU:O	3:F:167:LEU:HD13	2.17	0.44
3:F:595:GLY:O	3:F:599:ILE:HG12	2.16	0.44
1:G:53:VAL:C	1:G:55:SER:H	2.21	0.44
1:D:18:GLN:O	1:D:19:ASP:CB	2.60	0.44
2:E:45:ARG:O	2:E:45:ARG:HG3	2.18	0.44

Continued on next page...

Continued from previous page...

Atom-1	Atom-2	Interatomic distance (Å)	Clash overlap (Å)
1:D:9:HIS:HB3	1:D:113:TYR:OH	2.18	0.44
3:F:515:HIS:CD2	3:F:518:THR:H	2.35	0.44
3:F:640:GLN:OE1	3:F:643:TYR:HD1	2.01	0.44
1:G:114:TRP:HB3	1:G:126:PHE:HB3	1.99	0.44
3:I:149:GLU:O	3:I:151:SER:N	2.50	0.44
3:I:479:PHE:O	3:I:551:PRO:HG2	2.18	0.44
3:I:588:ARG:HH11	3:I:588:ARG:HG3	1.83	0.44
1:A:256:GLN:HE22	1:A:257:ARG:HG3	1.82	0.44
2:B:31:HIS:CB	2:B:32:PRO:CD	2.96	0.44
2:B:39:LEU:CD2	2:B:80:CYS:HB3	2.47	0.44
3:C:147:LEU:CD2	3:C:165:LEU:HD11	2.48	0.44
3:C:635:MET:HE1	3:C:726:PHE:CZ	2.51	0.44
3:F:483:ASN:ND2	3:F:540:ALA:HB3	2.32	0.44
3:I:122:LEU:O	3:I:126:ASP:OD2	2.35	0.44
3:I:528:TRP:CG	3:I:529:ALA:N	2.85	0.44
1:A:110:THR:HG21	1:A:166:PRO:HG3	1.99	0.44
1:A:176:GLY:O	1:A:177:ARG:C	2.55	0.44
2:B:54:LEU:HD11	2:B:62:PHE:HB3	2.00	0.44
3:C:476:LEU:HB2	3:F:680:ARG:HH22	1.83	0.44
1:D:22:LEU:O	1:D:23:SER:HB3	2.18	0.44
1:D:50:THR:CG2	1:D:52:TRP:CD1	3.01	0.44
2:E:1:ILE:HG23	2:E:1:ILE:O	2.18	0.44
3:F:191:GLN:NE2	3:F:222:TYR:H	2.16	0.44
1:G:4:ARG:N	1:G:4:ARG:CD	2.79	0.44
1:G:28:LEU:CD2	1:G:38:PHE:CD1	2.97	0.44
3:I:240:LYS:HE3	3:I:240:LYS:HB2	1.90	0.44
2:B:45:ARG:O	2:B:45:ARG:HG3	2.17	0.44
3:C:163:GLU:O	3:C:167:LEU:HD13	2.17	0.44
3:C:221:ALA:O	3:C:222:TYR:HB2	2.17	0.44
1:D:90:SER:C	1:D:92:GLU:H	2.20	0.44
1:D:115:LYS:HE3	1:D:125:GLU:OE2	2.18	0.44
1:D:204:ARG:NH2	2:E:11:SER:O	2.51	0.44
3:F:211:TYR:O	3:F:212:LEU:HB3	2.18	0.44
3:I:448:ILE:HD13	3:I:598:VAL:HG11	2.00	0.44
3:I:747:ASN:N	3:I:747:ASN:HD22	2.15	0.44
1:A:28:LEU:CD2	1:A:38:PHE:CD1	2.96	0.44
3:C:272:GLU:OE1	3:C:331:ASN:HB2	2.17	0.44
3:C:498:ALA:HB2	3:C:553:VAL:HA	1.98	0.44
3:F:348:ASN:HD22	3:F:348:ASN:N	2.15	0.44
2:H:31:HIS:O	2:H:62:PHE:CD2	2.71	0.44
3:I:628:TYR:O	3:I:632:ILE:HG12	2.18	0.44

Continued on next page...

Continued from previous page...

Atom-1	Atom-2	Interatomic distance (Å)	Clash overlap (Å)
2:H:11:SER:HA	2:H:22:PHE:O	2.18	0.43
2:B:36:GLU:HG2	2:B:83:ASN:HB3	1.98	0.43
3:C:588:ARG:HG3	3:C:588:ARG:HH11	1.84	0.43
2:E:39:LEU:CD2	2:E:80:CYS:HB3	2.47	0.43
2:B:4:THR:OG1	2:B:5:PRO:HD2	2.18	0.43
3:C:232:LEU:HD11	3:C:256:ILE:HB	1.99	0.43
3:C:712:LEU:C	3:C:712:LEU:HD23	2.38	0.43
1:G:90:SER:C	1:G:92:GLU:H	2.21	0.43
1:G:121:GLN:NE2	2:H:1:ILE:CG2	2.81	0.43
1:G:191:THR:O	1:G:192:HIS:HB3	2.16	0.43
3:I:348:ASN:N	3:I:348:ASN:HD22	2.16	0.43
3:I:699:HIS:CD2	3:I:701:PHE:HB2	2.53	0.43
2:B:35:ILE:HD11	2:B:82:VAL:HG13	2.01	0.43
3:C:493:ASN:HB2	3:C:495:LYS:HZ2	1.83	0.43
3:C:528:TRP:CG	3:C:529:ALA:N	2.87	0.43
2:E:31:HIS:CB	2:E:32:PRO:CD	2.96	0.43
3:F:236:ASN:O	3:F:237:PHE:HB2	2.18	0.43
3:F:293:ALA:HB2	3:F:339:ARG:NH1	2.33	0.43
1:A:90:SER:C	1:A:92:GLU:H	2.20	0.43
1:A:98:VAL:HA	1:A:115:LYS:O	2.19	0.43
1:A:115:LYS:HE3	1:A:125:GLU:OE2	2.18	0.43
1:A:126:PHE:CE2	1:A:128:PRO:HG3	2.54	0.43
3:C:664:GLU:C	3:C:666:THR:N	2.72	0.43
3:F:190:ILE:HB	3:F:458:PHE:CE2	2.54	0.43
3:F:628:TYR:O	3:F:632:ILE:HG12	2.18	0.43
2:H:9:VAL:HG21	2:H:95:TRP:HA	1.99	0.43
3:I:125:ASP:O	3:I:129:ARG:HG3	2.19	0.43
3:I:310:THR:N	3:I:311:PRO:CD	2.81	0.43
3:I:515:HIS:CD2	3:I:518:THR:H	2.36	0.43
1:A:57:ILE:CA	1:A:175:LEU:HD21	2.43	0.43
3:C:122:LEU:N	3:C:122:LEU:HD12	2.34	0.43
2:E:68:THR:HG22	2:E:69:GLU:O	2.18	0.43
3:F:699:HIS:CD2	3:F:701:PHE:HB2	2.53	0.43
3:F:717:LYS:O	3:F:720:LYS:HG2	2.19	0.43
1:G:78:VAL:HG22	3:I:622:VAL:HG11	2.01	0.43
3:I:448:ILE:HD13	3:I:598:VAL:CG1	2.48	0.43
1:A:194:VAL:HG22	1:A:199:THR:CG2	2.45	0.43
3:C:178:LEU:O	3:C:179:SER:C	2.55	0.43
3:C:179:SER:HB3	3:C:394:LYS:HG3	2.01	0.43
3:C:243:PHE:HB3	3:C:274:LEU:HD11	2.00	0.43
3:C:268:VAL:HG21	3:C:334:VAL:HG21	2.01	0.43

Continued on next page...

Continued from previous page...

Atom-1	Atom-2	Interatomic distance (Å)	Clash overlap (Å)
3:C:290:ILE:O	3:C:339:ARG:NH2	2.51	0.43
2:H:31:HIS:CB	2:H:32:PRO:CD	2.97	0.43
3:I:483:ASN:ND2	3:I:540:ALA:HB3	2.33	0.43
1:A:53:VAL:C	1:A:55:SER:H	2.21	0.43
1:A:131:LEU:HD21	1:A:158:ARG:CZ	2.48	0.43
3:C:135:LEU:HD13	3:C:592:GLU:HB2	2.01	0.43
3:C:194:ASP:CG	3:C:195:SER:N	2.73	0.43
3:C:515:HIS:CD2	3:C:518:THR:H	2.37	0.43
2:E:21:ASN:N	2:E:70:PHE:O	2.46	0.43
3:F:122:LEU:N	3:F:122:LEU:HD12	2.34	0.43
3:F:125:ASP:O	3:F:129:ARG:HG3	2.19	0.43
3:F:496:VAL:HG22	3:F:555:PHE:HB3	1.99	0.43
3:F:504:THR:HG22	3:F:508:LYS:HE2	2.01	0.43
3:F:528:TRP:CG	3:F:529:ALA:N	2.86	0.43
3:C:699:HIS:CD2	3:C:701:PHE:H	2.36	0.43
2:E:37:VAL:HG22	2:E:82:VAL:HG22	2.00	0.43
3:F:178:LEU:O	3:F:179:SER:C	2.55	0.43
3:F:467:LEU:HD22	3:F:548:SER:OG	2.19	0.43
3:F:531:LYS:HD3	3:F:531:LYS:C	2.39	0.43
1:G:115:LYS:HE3	1:G:125:GLU:OE2	2.18	0.43
1:A:22:LEU:HD12	3:C:619:LEU:CD2	2.46	0.43
2:B:21:ASN:N	2:B:70:PHE:O	2.46	0.43
3:C:129:ARG:HH11	3:C:129:ARG:HB3	1.84	0.43
3:C:348:ASN:N	3:C:348:ASN:HD22	2.17	0.43
3:C:544:PHE:O	3:C:548:SER:HB2	2.19	0.43
1:D:198:VAL:CG2	1:D:199:THR:H	2.32	0.43
1:G:53:VAL:HG23	1:G:54:SER:N	2.34	0.43
3:I:229:THR:CG2	3:I:374:LYS:HG3	2.49	0.43
3:I:243:PHE:HB3	3:I:274:LEU:HD11	2.01	0.43
3:I:600:LYS:O	3:I:608:ASN:ND2	2.52	0.43
1:A:4:ARG:O	1:A:4:ARG:HG2	2.18	0.42
1:A:40:ASP:OD2	1:A:40:ASP:C	2.57	0.42
2:B:9:VAL:HG21	2:B:95:TRP:HA	2.01	0.42
3:C:600:LYS:HB3	3:C:608:ASN:ND2	2.32	0.42
3:C:618:LEU:HD12	3:C:618:LEU:HA	1.81	0.42
1:D:49:ARG:NH1	2:E:53:ASP:OD2	2.38	0.42
3:F:588:ARG:HG3	3:F:588:ARG:HH11	1.84	0.42
1:G:28:LEU:HD21	1:G:38:PHE:CD1	2.54	0.42
3:I:502:LEU:O	3:I:506:ILE:HG13	2.19	0.42
3:I:603:HIS:CD2	3:I:603:HIS:C	2.92	0.42
1:A:254:GLU:OE2	1:A:257:ARG:NH1	2.53	0.42

Continued on next page...

Continued from previous page...

Atom-1	Atom-2	Interatomic distance (Å)	Clash overlap (Å)
3:F:147:LEU:CD2	3:F:165:LEU:HD11	2.48	0.42
1:G:176:GLY:O	1:G:177:ARG:C	2.57	0.42
2:H:40:LEU:HA	2:H:44:GLU:O	2.19	0.42
3:I:129:ARG:HH11	3:I:129:ARG:HB3	1.84	0.42
3:I:518:THR:HG22	3:I:520:GLN:HB2	2.00	0.42
3:C:205:LYS:O	3:C:208:ARG:NH1	2.52	0.42
1:D:126:PHE:CE2	1:D:128:PRO:HG3	2.54	0.42
2:E:40:LEU:HA	2:E:44:GLU:O	2.18	0.42
3:F:229:THR:HA	3:F:373:VAL:O	2.19	0.42
3:F:290:ILE:O	3:F:339:ARG:NH2	2.52	0.42
1:G:202:ARG:CZ	2:H:99:MET:HG2	2.48	0.42
3:I:122:LEU:HD12	3:I:122:LEU:N	2.34	0.42
3:I:268:VAL:HG21	3:I:334:VAL:HG21	2.01	0.42
3:I:349:MET:HG2	3:I:367:THR:HA	2.01	0.42
3:C:580:ILE:HA	3:C:581:PRO:HD2	1.88	0.42
3:F:335:GLN:NE2	3:F:336:THR:H	2.17	0.42
1:G:235:LEU:HD13	2:H:10:TYR:CZ	2.54	0.42
3:I:135:LEU:HD13	3:I:592:GLU:HB2	2.01	0.42
3:I:178:LEU:O	3:I:179:SER:C	2.57	0.42
3:I:232:LEU:HB3	3:I:367:THR:HG23	2.00	0.42
3:C:229:THR:CG2	3:C:374:LYS:HG3	2.49	0.42
1:G:66:SER:O	1:G:70:LYS:HG3	2.18	0.42
1:G:192:HIS:CB	1:G:201:LEU:HD23	2.49	0.42
2:H:68:THR:HG22	2:H:69:GLU:O	2.19	0.42
3:I:664:GLU:C	3:I:666:THR:N	2.73	0.42
1:A:110:THR:HG22	1:A:111:GLU:N	2.35	0.42
3:C:222:TYR:CE2	3:C:308:PRO:HG3	2.54	0.42
3:C:479:PHE:O	3:C:551:PRO:HG2	2.19	0.42
2:E:31:HIS:O	2:E:62:PHE:CD2	2.69	0.42
3:F:243:PHE:HB3	3:F:274:LEU:HD11	2.01	0.42
3:I:293:ALA:HB2	3:I:339:ARG:NH1	2.35	0.42
3:I:635:MET:HE1	3:I:726:PHE:CZ	2.54	0.42
1:A:206:LEU:CD1	2:B:14:PRO:HD3	2.50	0.42
3:F:129:ARG:HH11	3:F:129:ARG:HB3	1.84	0.42
3:F:211:TYR:CE2	3:F:344:LYS:HD2	2.55	0.42
3:F:349:MET:HG2	3:F:367:THR:HA	2.00	0.42
3:F:509:THR:O	3:F:513:VAL:HG23	2.18	0.42
1:G:63:LEU:HD21	3:I:657:THR:HG22	2.02	0.42
3:I:509:THR:O	3:I:513:VAL:HG23	2.20	0.42
3:C:263:THR:HG22	3:C:264:PHE:N	2.35	0.42
3:C:349:MET:HG2	3:C:367:THR:HA	2.02	0.42

Continued on next page...

Continued from previous page...

Atom-1	Atom-2	Interatomic distance (Å)	Clash overlap (Å)
1:D:66:SER:O	1:D:70:LYS:HG3	2.19	0.42
3:F:455:ALA:CB	3:F:461:VAL:HB	2.50	0.42
2:B:37:VAL:HG22	2:B:82:VAL:HG22	2.02	0.42
3:C:640:GLN:OE1	3:C:643:TYR:HD1	2.02	0.42
3:F:310:THR:N	3:F:311:PRO:CD	2.82	0.42
3:F:580:ILE:HA	3:F:581:PRO:HD2	1.88	0.42
3:F:639:LEU:HA	3:F:639:LEU:HD12	1.73	0.42
1:G:198:VAL:HG23	1:G:250:VAL:O	2.20	0.42
2:H:37:VAL:HG22	2:H:82:VAL:HG22	2.01	0.42
3:I:186:HIS:CE1	3:I:316:PHE:CZ	3.08	0.42
1:A:192:HIS:CB	1:A:201:LEU:HD23	2.50	0.42
1:A:237:ASN:O	1:A:239:ASP:N	2.50	0.42
2:B:40:LEU:HA	2:B:44:GLU:O	2.19	0.42
3:C:124:TRP:HH2	3:C:596:GLN:HG2	1.83	0.42
1:D:22:LEU:HD12	3:F:619:LEU:CG	2.49	0.42
1:D:37:VAL:HG22	1:D:38:PHE:N	2.35	0.42
3:F:723:ASN:O	3:F:725:ALA:N	2.53	0.42
1:G:82:THR:HG23	3:I:629:ARG:NH2	2.35	0.42
1:G:255:GLU:OE1	1:G:255:GLU:N	2.52	0.42
2:H:4:THR:OG1	2:H:5:PRO:HD2	2.20	0.42
2:H:16:GLU:O	2:H:17:ASN:C	2.58	0.42
3:I:699:HIS:CD2	3:I:701:PHE:H	2.37	0.42
3:C:168:TYR:O	3:C:172:GLN:HG2	2.20	0.41
3:C:507:GLU:O	3:C:511:GLN:HG3	2.20	0.41
3:C:518:THR:HG22	3:C:520:GLN:HB2	2.01	0.41
3:C:539:ASN:ND2	3:C:541:ALA:HB3	2.35	0.41
3:C:664:GLU:O	3:C:666:THR:N	2.53	0.41
1:D:150:HIS:ND1	3:F:640:GLN:HB3	2.35	0.41
1:D:254:GLU:OE2	1:D:257:ARG:NH1	2.53	0.41
2:E:15:ALA:HB2	2:E:95:TRP:CZ2	2.55	0.41
3:F:539:ASN:ND2	3:F:541:ALA:HB3	2.35	0.41
1:G:110:THR:HG22	1:G:111:GLU:N	2.34	0.41
3:I:154:PRO:HA	3:I:413:GLY:O	2.19	0.41
3:I:192:VAL:CG1	3:I:193:LYS:N	2.83	0.41
3:I:290:ILE:O	3:I:339:ARG:NH2	2.53	0.41
1:A:99:ILE:HG23	1:A:99:ILE:O	2.20	0.41
3:C:715:ASN:ND2	3:C:731:PHE:HB2	2.34	0.41
3:F:149:GLU:C	3:F:151:SER:N	2.72	0.41
3:F:229:THR:CG2	3:F:374:LYS:HG3	2.50	0.41
3:F:655:ARG:CG	3:F:655:ARG:NH1	2.81	0.41
3:F:664:GLU:C	3:F:666:THR:N	2.73	0.41

Continued on next page...

Continued from previous page...

Atom-1	Atom-2	Interatomic distance (Å)	Clash overlap (Å)
3:I:498:ALA:HB2	3:I:553:VAL:HA	2.01	0.41
1:A:22:LEU:O	1:A:23:SER:HB3	2.20	0.41
1:D:40:ASP:OD2	1:D:40:ASP:C	2.59	0.41
1:D:53:VAL:C	1:D:55:SER:H	2.24	0.41
1:D:235:LEU:HB3	2:E:10:TYR:OH	2.20	0.41
2:E:12:ARG:NH2	2:E:22:PHE:CD2	2.78	0.41
3:F:298:PHE:CG	3:F:299:GLY:N	2.88	0.41
3:F:446:ARG:HH11	3:F:602:THR:HA	1.85	0.41
3:F:709:LEU:HD12	3:F:709:LEU:HA	1.84	0.41
1:G:98:VAL:HA	1:G:115:LYS:O	2.21	0.41
1:G:254:GLU:OE2	1:G:257:ARG:NH1	2.53	0.41
3:I:551:PRO:HD3	3:I:682:GLU:CB	2.50	0.41
3:I:593:VAL:HG23	3:I:594:ALA:N	2.35	0.41
1:A:9:HIS:HB3	1:A:113:TYR:OH	2.20	0.41
1:A:49:ARG:NH1	2:B:53:ASP:OD2	2.37	0.41
1:A:53:VAL:HG23	1:A:54:SER:N	2.34	0.41
1:A:179:VAL:HG12	1:A:179:VAL:O	2.18	0.41
2:B:12:ARG:NH2	2:B:22:PHE:CD2	2.77	0.41
3:C:293:ALA:HB2	3:C:339:ARG:NH1	2.36	0.41
3:F:154:PRO:HA	3:F:413:GLY:O	2.20	0.41
3:F:192:VAL:CG1	3:F:193:LYS:N	2.82	0.41
3:F:518:THR:HG22	3:F:520:GLN:CG	2.50	0.41
3:F:712:LEU:HD23	3:F:712:LEU:C	2.40	0.41
1:G:40:ASP:C	1:G:40:ASP:OD2	2.59	0.41
1:G:235:LEU:HD13	2:H:10:TYR:CE1	2.55	0.41
2:H:12:ARG:HG2	2:H:13:HIS:CE1	2.54	0.41
3:I:168:TYR:O	3:I:172:GLN:HG2	2.20	0.41
3:I:210:VAL:HG12	3:I:211:TYR:CD1	2.44	0.41
3:I:705:GLY:HA3	3:I:707:HIS:CE1	2.55	0.41
1:A:35:LEU:HD23	1:A:36:PHE:N	2.36	0.41
1:A:229:PHE:HD1	1:A:230:GLU:O	2.03	0.41
3:C:150:ASN:C	3:C:153:VAL:HG22	2.41	0.41
3:C:518:THR:HG22	3:C:520:GLN:CG	2.50	0.41
3:C:603:HIS:CD2	3:C:603:HIS:C	2.93	0.41
1:D:192:HIS:CB	1:D:201:LEU:HD23	2.50	0.41
1:G:35:LEU:CD2	1:G:35:LEU:C	2.89	0.41
1:G:121:GLN:CG	2:H:1:ILE:HG22	2.50	0.41
1:G:150:HIS:CD2	1:G:153:ARG:H	2.29	0.41
3:I:149:GLU:C	3:I:151:SER:N	2.73	0.41
3:I:191:GLN:NE2	3:I:222:TYR:H	2.18	0.41
1:A:198:VAL:HG23	1:A:250:VAL:O	2.21	0.41

Continued on next page...

Continued from previous page...

Atom-1	Atom-2	Interatomic distance (Å)	Clash overlap (Å)
1:A:206:LEU:HD11	2:B:14:PRO:HD3	2.02	0.41
2:B:16:GLU:O	2:B:17:ASN:C	2.58	0.41
2:B:79:ALA:HB1	2:B:93:VAL:O	2.20	0.41
3:C:205:LYS:NZ	3:C:205:LYS:HB3	2.35	0.41
3:C:263:THR:CG2	3:C:264:PHE:N	2.84	0.41
3:C:353:CYS:HB2	3:C:363:CYS:O	2.21	0.41
3:F:232:LEU:HB3	3:F:367:THR:HG23	2.01	0.41
3:F:493:ASN:HB2	3:F:495:LYS:HZ2	1.86	0.41
1:G:49:ARG:HD2	2:H:53:ASP:OD2	2.21	0.41
1:G:110:THR:CG2	1:G:111:GLU:N	2.83	0.41
2:H:21:ASN:N	2:H:70:PHE:O	2.45	0.41
3:I:124:TRP:HH2	3:I:596:GLN:HG2	1.85	0.41
3:I:704:SER:O	3:I:707:HIS:CE1	2.74	0.41
3:I:712:LEU:C	3:I:712:LEU:HD23	2.40	0.41
3:I:723:ASN:O	3:I:725:ALA:N	2.53	0.41
1:A:110:THR:CG2	1:A:111:GLU:N	2.83	0.41
1:D:146:GLU:CD	3:F:629:ARG:HH22	2.24	0.41
2:E:4:THR:OG1	2:E:5:PRO:HD2	2.21	0.41
3:F:603:HIS:CD2	3:F:603:HIS:C	2.94	0.41
1:G:9:HIS:HB3	1:G:113:TYR:OH	2.20	0.41
1:G:35:LEU:HD23	1:G:36:PHE:N	2.35	0.41
3:I:147:LEU:CD2	3:I:165:LEU:HD11	2.50	0.41
3:I:298:PHE:CG	3:I:299:GLY:N	2.88	0.41
1:A:120:GLY:CA	2:B:31:HIS:CE1	3.04	0.41
3:F:166:ALA:HB1	3:F:389:ILE:HD13	2.02	0.41
3:F:236:ASN:HD21	3:F:258:ARG:HE	1.68	0.41
3:F:241:LYS:O	3:F:244:GLU:HB3	2.21	0.41
1:G:194:VAL:HG22	1:G:199:THR:CG2	2.44	0.41
3:I:655:ARG:CG	3:I:655:ARG:NH1	2.81	0.41
3:I:667:ASP:HB3	3:I:670:VAL:CG1	2.48	0.41
1:A:11:LEU:O	1:A:27:ALA:HA	2.21	0.41
1:A:37:VAL:HG22	1:A:38:PHE:N	2.35	0.41
1:A:198:VAL:CG2	1:A:199:THR:H	2.32	0.41
2:B:12:ARG:HG2	2:B:13:HIS:CE1	2.56	0.41
3:C:125:ASP:O	3:C:129:ARG:HG3	2.20	0.41
3:C:241:LYS:O	3:C:244:GLU:HB3	2.21	0.41
3:C:260:GLY:C	3:C:262:ILE:H	2.22	0.41
3:C:298:PHE:CG	3:C:299:GLY:N	2.88	0.41
1:D:57:ILE:HG12	1:D:175:LEU:HD21	2.03	0.41
1:D:213:ILE:HG12	1:D:214:THR:N	2.36	0.41
3:F:194:ASP:CG	3:F:195:SER:N	2.74	0.41

Continued on next page...

Continued from previous page...

Atom-1	Atom-2	Interatomic distance (Å)	Clash overlap (Å)
3:F:268:VAL:HG21	3:F:334:VAL:HG21	2.02	0.41
3:C:229:THR:HA	3:C:373:VAL:O	2.21	0.41
3:C:531:LYS:HD3	3:C:531:LYS:C	2.41	0.41
3:C:723:ASN:O	3:C:725:ALA:N	2.54	0.41
1:D:28:LEU:HD21	1:D:38:PHE:CD1	2.55	0.41
2:E:76:ASP:O	2:E:97:ARG:NH2	2.54	0.41
3:F:429:LEU:O	3:F:433:PHE:HD1	2.04	0.41
3:F:551:PRO:HD3	3:F:682:GLU:CB	2.51	0.41
1:G:230:GLU:H	1:G:230:GLU:CD	2.25	0.41
2:H:15:ALA:HB2	2:H:95:TRP:CZ2	2.56	0.41
2:H:76:ASP:O	2:H:97:ARG:NH2	2.54	0.41
1:A:235:LEU:HD13	2:B:10:TYR:CE1	2.56	0.40
2:B:11:SER:HA	2:B:22:PHE:O	2.20	0.40
2:B:13:HIS:O	2:B:21:ASN:OD1	2.39	0.40
3:C:149:GLU:C	3:C:151:SER:N	2.74	0.40
3:C:392:VAL:HG22	3:C:393:ILE:N	2.36	0.40
3:C:455:ALA:CB	3:C:461:VAL:HB	2.51	0.40
3:C:705:GLY:HA3	3:C:707:HIS:CE1	2.56	0.40
1:D:6:HIS:HA	1:D:32:ASP:OD1	2.21	0.40
3:F:448:ILE:HD13	3:F:598:VAL:CG1	2.51	0.40
3:F:704:SER:O	3:F:707:HIS:CE1	2.75	0.40
1:G:6:HIS:HA	1:G:32:ASP:OD1	2.21	0.40
1:G:67:GLN:HE22	3:I:657:THR:HB	1.85	0.40
1:G:74:HIS:HB3	3:I:646:ARG:NH1	2.36	0.40
3:I:150:ASN:C	3:I:153:VAL:HG22	2.41	0.40
3:I:350:GLU:O	3:I:365:MET:O	2.39	0.40
3:I:505:LEU:HD12	3:I:505:LEU:O	2.21	0.40
3:I:518:THR:HG22	3:I:520:GLN:CG	2.50	0.40
1:A:28:LEU:HD21	1:A:38:PHE:CD1	2.56	0.40
1:A:53:VAL:HA	1:A:57:ILE:HG13	2.02	0.40
3:C:186:HIS:CE1	3:C:316:PHE:CZ	3.10	0.40
3:C:319:THR:CG2	3:C:321:PHE:H	2.32	0.40
3:C:691:SER:HA	3:C:692:PRO:HD3	1.94	0.40
1:D:145:LEU:HB3	1:D:149:ARG:NH2	2.36	0.40
3:F:593:VAL:HG23	3:F:594:ALA:N	2.36	0.40
3:I:190:ILE:HB	3:I:458:PHE:CE2	2.55	0.40
3:I:263:THR:HB	3:I:266:GLU:CG	2.50	0.40
3:I:353:CYS:HB2	3:I:363:CYS:O	2.22	0.40
3:C:154:PRO:HA	3:C:413:GLY:O	2.21	0.40
3:C:335:GLN:NE2	3:C:336:THR:H	2.19	0.40
1:D:9:HIS:CE1	1:D:30:TYR:HB2	2.57	0.40

Continued on next page...

Continued from previous page...

Atom-1	Atom-2	Interatomic distance (Å)	Clash overlap (Å)
3:F:168:TYR:O	3:F:172:GLN:HG2	2.21	0.40
3:F:272:GLU:OE1	3:F:331:ASN:HB2	2.22	0.40
3:F:518:THR:HG22	3:F:520:GLN:CB	2.51	0.40
3:F:664:GLU:O	3:F:666:THR:N	2.54	0.40
1:G:247:THR:CG2	1:G:248:LEU:N	2.85	0.40
3:I:455:ALA:HB3	3:I:461:VAL:HB	2.04	0.40
1:A:50:THR:HG22	1:A:52:TRP:CD1	2.56	0.40
3:C:132:SER:O	3:C:136:ASP:OD1	2.39	0.40
3:C:435:ASP:O	3:C:436:MET:C	2.60	0.40
3:C:448:ILE:HD13	3:C:598:VAL:CG1	2.51	0.40
2:E:68:THR:HG22	2:E:69:GLU:N	2.36	0.40
3:F:618:LEU:HA	3:F:618:LEU:HD12	1.84	0.40
1:G:110:THR:HG21	1:G:166:PRO:HG3	2.02	0.40
3:I:194:ASP:CG	3:I:195:SER:N	2.75	0.40
1:A:35:LEU:CD2	1:A:35:LEU:C	2.90	0.40
3:C:153:VAL:HG23	3:C:161:LYS:CE	2.47	0.40
3:C:163:GLU:HG3	3:C:387:LEU:HD12	2.03	0.40
3:C:203:VAL:HG22	3:C:210:VAL:HG12	2.04	0.40
3:C:350:GLU:O	3:C:365:MET:O	2.39	0.40
3:C:496:VAL:HG22	3:C:555:PHE:HB3	2.03	0.40
3:C:551:PRO:HD3	3:C:682:GLU:CB	2.52	0.40
3:C:708:THR:HG22	3:C:711:ALA:N	2.03	0.40
1:D:250:VAL:HG11	1:D:258:TYR:CE1	2.57	0.40
3:F:150:ASN:HA	3:F:153:VAL:HG13	2.03	0.40
3:F:386:ILE:HG22	3:F:387:LEU:N	2.37	0.40
3:F:435:ASP:O	3:F:436:MET:C	2.59	0.40
3:F:506:ILE:O	3:F:510:MET:HG3	2.22	0.40
3:F:600:LYS:HB3	3:F:608:ASN:ND2	2.33	0.40
3:I:122:LEU:O	3:I:123:TYR:CB	2.59	0.40
3:I:439:LYS:C	3:I:441:GLY:H	2.25	0.40

There are no symmetry-related clashes.

5.3 Torsion angles [i](#)

5.3.1 Protein backbone [i](#)

In the following table, the Percentiles column shows the percent Ramachandran outliers of the chain as a percentile score with respect to all X-ray entries followed by that with respect to entries of similar resolution.

The Analysed column shows the number of residues for which the backbone conformation was analysed, and the total number of residues.

Mol	Chain	Analysed	Favoured	Allowed	Outliers	Percentiles	
1	A	270/275 (98%)	233 (86%)	24 (9%)	13 (5%)	2	7
1	D	270/275 (98%)	230 (85%)	26 (10%)	14 (5%)	2	6
1	G	270/275 (98%)	230 (85%)	27 (10%)	13 (5%)	2	7
2	B	97/99 (98%)	83 (86%)	9 (9%)	5 (5%)	2	6
2	E	97/99 (98%)	84 (87%)	8 (8%)	5 (5%)	2	6
2	H	97/99 (98%)	84 (87%)	8 (8%)	5 (5%)	2	6
3	C	633/640 (99%)	575 (91%)	45 (7%)	13 (2%)	7	23
3	F	633/640 (99%)	572 (90%)	47 (7%)	14 (2%)	6	22
3	I	633/640 (99%)	573 (90%)	47 (7%)	13 (2%)	7	23
All	All	3000/3042 (99%)	2664 (89%)	241 (8%)	95 (3%)	4	13

All (95) Ramachandran outliers are listed below:

Mol	Chain	Res	Type
1	A	19	ASP
1	A	22	LEU
1	A	44	ARG
2	B	31	HIS
3	C	153	VAL
3	C	722	ASN
3	C	724	GLY
3	C	725	ALA
3	C	752	ASP
1	D	19	ASP
1	D	22	LEU
1	D	44	ARG
2	E	31	HIS
3	F	153	VAL
3	F	205	LYS
3	F	722	ASN
3	F	724	GLY
3	F	725	ALA
3	F	752	ASP
1	G	19	ASP
1	G	22	LEU
1	G	44	ARG
2	H	31	HIS

Continued on next page...

Continued from previous page...

Mol	Chain	Res	Type
3	I	153	VAL
3	I	205	LYS
3	I	722	ASN
3	I	724	GLY
3	I	725	ALA
3	I	752	ASP
1	A	177	ARG
2	B	17	ASN
3	C	212	LEU
3	C	366	VAL
3	C	440	ASP
1	D	177	ARG
1	D	255	GLU
1	D	256	GLN
2	E	17	ASN
3	F	366	VAL
3	F	440	ASP
1	G	177	ARG
2	H	17	ASN
3	I	210	VAL
3	I	366	VAL
3	I	440	ASP
1	A	23	SER
1	A	90	SER
1	A	255	GLU
1	A	256	GLN
2	B	32	PRO
3	C	150	ASN
3	C	208	ARG
1	D	23	SER
1	D	90	SER
2	E	32	PRO
3	F	150	ASN
1	G	23	SER
1	G	90	SER
1	G	255	GLU
1	G	256	GLN
2	H	32	PRO
3	I	150	ASN
1	A	50	THR
1	A	239	ASP
2	B	97	ARG

Continued on next page...

Continued from previous page...

Mol	Chain	Res	Type
3	C	123	TYR
3	C	360	ASP
3	C	665	LYS
1	D	50	THR
1	D	207	ASN
2	E	97	ARG
3	F	360	ASP
1	G	50	THR
1	G	207	ASN
2	H	97	ARG
1	A	207	ASN
1	D	239	ASP
3	F	123	TYR
3	F	665	LYS
1	G	239	ASP
3	I	123	TYR
3	I	360	ASP
1	A	236	PRO
1	D	16	SER
1	D	236	PRO
2	E	90	PRO
3	F	237	PHE
1	G	236	PRO
2	H	90	PRO
3	I	237	PHE
2	B	90	PRO
1	D	252	PRO
1	G	252	PRO
1	A	252	PRO
3	F	210	VAL

5.3.2 Protein sidechains [i](#)

In the following table, the Percentiles column shows the percent sidechain outliers of the chain as a percentile score with respect to all X-ray entries followed by that with respect to entries of similar resolution.

The Analysed column shows the number of residues for which the sidechain conformation was analysed, and the total number of residues.

Mol	Chain	Analysed	Rotameric	Outliers	Percentiles
1	A	244/249 (98%)	230 (94%)	14 (6%)	20 50

Continued on next page...

Continued from previous page...

Mol	Chain	Analysed	Rotameric	Outliers	Percentiles	
1	D	244/249 (98%)	230 (94%)	14 (6%)	20	50
1	G	244/249 (98%)	230 (94%)	14 (6%)	20	50
2	B	92/94 (98%)	88 (96%)	4 (4%)	29	62
2	E	92/94 (98%)	88 (96%)	4 (4%)	29	62
2	H	92/94 (98%)	88 (96%)	4 (4%)	29	62
3	C	544/549 (99%)	504 (93%)	40 (7%)	13	37
3	F	544/549 (99%)	506 (93%)	38 (7%)	15	40
3	I	544/549 (99%)	505 (93%)	39 (7%)	14	38
All	All	2640/2676 (99%)	2469 (94%)	171 (6%)	17	44

All (171) residues with a non-rotameric sidechain are listed below:

Mol	Chain	Res	Type
1	A	4	ARG
1	A	13	MET
1	A	18	GLN
1	A	19	ASP
1	A	34	GLN
1	A	35	LEU
1	A	41	HIS
1	A	74	HIS
1	A	153	ARG
1	A	197	SER
1	A	232	LYS
1	A	245	TRP
1	A	255	GLU
1	A	269	GLN
2	B	19	LYS
2	B	21	ASN
2	B	51	HIS
2	B	70	PHE
3	C	146	LEU
3	C	152	TYR
3	C	153	VAL
3	C	155	ARG
3	C	160	GLN
3	C	181	VAL
3	C	183	ARG
3	C	184	ASP

Continued on next page...

Continued from previous page...

Mol	Chain	Res	Type
3	C	205	LYS
3	C	206	ASN
3	C	223	SER
3	C	227	THR
3	C	229	THR
3	C	242	ASP
3	C	247	TYR
3	C	297	PHE
3	C	319	THR
3	C	324	SER
3	C	336	THR
3	C	353	CYS
3	C	365	MET
3	C	376	THR
3	C	453	TRP
3	C	533	GLU
3	C	535	LEU
3	C	539	ASN
3	C	558	CYS
3	C	559	GLU
3	C	583	LEU
3	C	588	ARG
3	C	612	GLU
3	C	618	LEU
3	C	639	LEU
3	C	646	ARG
3	C	655	ARG
3	C	664	GLU
3	C	708	THR
3	C	709	LEU
3	C	716	LEU
3	C	753	VAL
1	D	4	ARG
1	D	13	MET
1	D	18	GLN
1	D	19	ASP
1	D	34	GLN
1	D	35	LEU
1	D	41	HIS
1	D	74	HIS
1	D	153	ARG
1	D	197	SER

Continued on next page...

Continued from previous page...

Mol	Chain	Res	Type
1	D	232	LYS
1	D	245	TRP
1	D	255	GLU
1	D	269	GLN
2	E	19	LYS
2	E	21	ASN
2	E	51	HIS
2	E	70	PHE
3	F	146	LEU
3	F	152	TYR
3	F	153	VAL
3	F	155	ARG
3	F	160	GLN
3	F	181	VAL
3	F	183	ARG
3	F	184	ASP
3	F	223	SER
3	F	227	THR
3	F	229	THR
3	F	242	ASP
3	F	247	TYR
3	F	297	PHE
3	F	319	THR
3	F	324	SER
3	F	336	THR
3	F	353	CYS
3	F	365	MET
3	F	376	THR
3	F	453	TRP
3	F	533	GLU
3	F	535	LEU
3	F	539	ASN
3	F	558	CYS
3	F	559	GLU
3	F	583	LEU
3	F	588	ARG
3	F	612	GLU
3	F	618	LEU
3	F	639	LEU
3	F	646	ARG
3	F	655	ARG
3	F	664	GLU

Continued on next page...

Continued from previous page...

Mol	Chain	Res	Type
3	F	708	THR
3	F	709	LEU
3	F	716	LEU
3	F	753	VAL
1	G	4	ARG
1	G	13	MET
1	G	18	GLN
1	G	19	ASP
1	G	34	GLN
1	G	35	LEU
1	G	41	HIS
1	G	74	HIS
1	G	153	ARG
1	G	197	SER
1	G	232	LYS
1	G	245	TRP
1	G	255	GLU
1	G	269	GLN
2	H	19	LYS
2	H	21	ASN
2	H	51	HIS
2	H	70	PHE
3	I	146	LEU
3	I	152	TYR
3	I	153	VAL
3	I	155	ARG
3	I	160	GLN
3	I	181	VAL
3	I	183	ARG
3	I	184	ASP
3	I	204	ASP
3	I	223	SER
3	I	227	THR
3	I	229	THR
3	I	242	ASP
3	I	247	TYR
3	I	297	PHE
3	I	319	THR
3	I	324	SER
3	I	336	THR
3	I	353	CYS
3	I	365	MET

Continued on next page...

Continued from previous page...

Mol	Chain	Res	Type
3	I	376	THR
3	I	453	TRP
3	I	533	GLU
3	I	535	LEU
3	I	539	ASN
3	I	558	CYS
3	I	559	GLU
3	I	583	LEU
3	I	588	ARG
3	I	612	GLU
3	I	618	LEU
3	I	639	LEU
3	I	646	ARG
3	I	655	ARG
3	I	664	GLU
3	I	708	THR
3	I	709	LEU
3	I	716	LEU
3	I	753	VAL

Sometimes sidechains can be flipped to improve hydrogen bonding and reduce clashes. All (113) such sidechains are listed below:

Mol	Chain	Res	Type
1	A	9	HIS
1	A	18	GLN
1	A	67	GLN
1	A	74	HIS
1	A	87	HIS
1	A	97	GLN
1	A	121	GLN
1	A	123	HIS
1	A	150	HIS
1	A	156	GLN
1	A	157	ASN
1	A	168	GLN
1	A	256	GLN
1	A	261	GLN
1	A	269	GLN
2	B	13	HIS
2	B	21	ASN
2	B	31	HIS
2	B	51	HIS

Continued on next page...

Continued from previous page...

Mol	Chain	Res	Type
2	B	83	ASN
3	C	160	GLN
3	C	191	GLN
3	C	198	ASN
3	C	206	ASN
3	C	215	ASN
3	C	236	ASN
3	C	302	HIS
3	C	379	ASN
3	C	483	ASN
3	C	493	ASN
3	C	515	HIS
3	C	539	ASN
3	C	603	HIS
3	C	608	ASN
3	C	640	GLN
3	C	684	HIS
3	C	699	HIS
3	C	747	ASN
1	D	9	HIS
1	D	18	GLN
1	D	64	GLN
1	D	67	GLN
1	D	74	HIS
1	D	87	HIS
1	D	97	GLN
1	D	121	GLN
1	D	123	HIS
1	D	150	HIS
1	D	157	ASN
1	D	168	GLN
1	D	207	ASN
1	D	222	GLN
1	D	256	GLN
1	D	261	GLN
1	D	269	GLN
2	E	21	ASN
2	E	51	HIS
2	E	83	ASN
3	F	160	GLN
3	F	191	GLN
3	F	198	ASN

Continued on next page...

Continued from previous page...

Mol	Chain	Res	Type
3	F	215	ASN
3	F	236	ASN
3	F	302	HIS
3	F	318	HIS
3	F	379	ASN
3	F	401	HIS
3	F	483	ASN
3	F	493	ASN
3	F	515	HIS
3	F	539	ASN
3	F	603	HIS
3	F	608	ASN
3	F	684	HIS
3	F	699	HIS
3	F	743	GLN
3	F	747	ASN
1	G	9	HIS
1	G	18	GLN
1	G	67	GLN
1	G	87	HIS
1	G	97	GLN
1	G	121	GLN
1	G	150	HIS
1	G	156	GLN
1	G	157	ASN
1	G	168	GLN
1	G	222	GLN
1	G	256	GLN
1	G	261	GLN
1	G	269	GLN
2	H	21	ASN
2	H	31	HIS
2	H	51	HIS
2	H	83	ASN
3	I	160	GLN
3	I	191	GLN
3	I	198	ASN
3	I	215	ASN
3	I	236	ASN
3	I	302	HIS
3	I	318	HIS
3	I	379	ASN

Continued on next page...

Continued from previous page...

Mol	Chain	Res	Type
3	I	483	ASN
3	I	493	ASN
3	I	515	HIS
3	I	539	ASN
3	I	603	HIS
3	I	608	ASN
3	I	640	GLN
3	I	699	HIS
3	I	743	GLN
3	I	747	ASN

5.3.3 RNA [i](#)

There are no RNA molecules in this entry.

5.4 Non-standard residues in protein, DNA, RNA chains [i](#)

There are no non-standard protein/DNA/RNA residues in this entry.

5.5 Carbohydrates [i](#)

There are no monosaccharides in this entry.

5.6 Ligand geometry [i](#)

Of 7 ligands modelled in this entry, 3 are monoatomic - leaving 4 for Mogul analysis.

In the following table, the Counts columns list the number of bonds (or angles) for which Mogul statistics could be retrieved, the number of bonds (or angles) that are observed in the model and the number of bonds (or angles) that are defined in the Chemical Component Dictionary. The Link column lists molecule types, if any, to which the group is linked. The Z score for a bond length (or angle) is the number of standard deviations the observed value is removed from the expected value. A bond length (or angle) with $|Z| > 2$ is considered an outlier worth inspection. RMSZ is the root-mean-square of all Z scores of the bond lengths (or angles).

Mol	Type	Chain	Res	Link	Bond lengths			Bond angles		
					Counts	RMSZ	$\# Z > 2$	Counts	RMSZ	$\# Z > 2$
4	NAG	C	900	3	14,14,15	0.64	0	17,19,21	0.79	1 (5%)
4	NAG	F	901	3	14,14,15	0.58	0	17,19,21	0.83	1 (5%)
4	NAG	I	902	3	14,14,15	0.46	0	17,19,21	1.00	2 (11%)

Mol	Type	Chain	Res	Link	Bond lengths			Bond angles		
					Counts	RMSZ	# Z > 2	Counts	RMSZ	# Z > 2
6	GOL	G	309	-	5,5,5	1.75	2 (40%)	5,5,5	0.91	0

In the following table, the Chirals column lists the number of chiral outliers, the number of chiral centers analysed, the number of these observed in the model and the number defined in the Chemical Component Dictionary. Similar counts are reported in the Torsion and Rings columns. '-' means no outliers of that kind were identified.

Mol	Type	Chain	Res	Link	Chirals	Torsions	Rings
4	NAG	C	900	3	-	2/6/23/26	0/1/1/1
4	NAG	F	901	3	-	2/6/23/26	0/1/1/1
4	NAG	I	902	3	-	2/6/23/26	0/1/1/1
6	GOL	G	309	-	-	2/4/4/4	-

All (2) bond length outliers are listed below:

Mol	Chain	Res	Type	Atoms	Z	Observed(Å)	Ideal(Å)
6	G	309	GOL	O2-C2	2.89	1.52	1.43
6	G	309	GOL	C3-C2	2.05	1.60	1.51

All (4) bond angle outliers are listed below:

Mol	Chain	Res	Type	Atoms	Z	Observed(°)	Ideal(°)
4	F	901	NAG	C2-N2-C7	-2.63	119.16	122.90
4	I	902	NAG	C2-N2-C7	-2.49	119.36	122.90
4	C	900	NAG	C2-N2-C7	-2.35	119.56	122.90
4	I	902	NAG	C4-C3-C2	-2.04	108.03	111.02

There are no chirality outliers.

All (8) torsion outliers are listed below:

Mol	Chain	Res	Type	Atoms
6	G	309	GOL	C1-C2-C3-O3
6	G	309	GOL	O2-C2-C3-O3
4	F	901	NAG	O5-C5-C6-O6
4	I	902	NAG	C4-C5-C6-O6
4	F	901	NAG	C4-C5-C6-O6
4	C	900	NAG	O5-C5-C6-O6
4	C	900	NAG	C4-C5-C6-O6
4	I	902	NAG	O5-C5-C6-O6

There are no ring outliers.

1 monomer is involved in 3 short contacts:

Mol	Chain	Res	Type	Clashes	Symm-Clashes
6	G	309	GOL	3	0

5.7 Other polymers [i](#)

There are no such residues in this entry.

5.8 Polymer linkage issues [i](#)

There are no chain breaks in this entry.

6 Fit of model and data [i](#)

6.1 Protein, DNA and RNA chains [i](#)

EDS was not executed - this section is therefore empty.

6.2 Non-standard residues in protein, DNA, RNA chains [i](#)

EDS was not executed - this section is therefore empty.

6.3 Carbohydrates [i](#)

EDS was not executed - this section is therefore empty.

6.4 Ligands [i](#)

EDS was not executed - this section is therefore empty.

6.5 Other polymers [i](#)

EDS was not executed - this section is therefore empty.