



## Full wwPDB EM Validation Report ⓘ

Nov 22, 2022 – 04:13 AM JST

PDB ID : 7E5S  
EMDB ID : EMD-30994  
Title : SARS-CoV-2 S trimer with four-antibody cocktail complex  
Authors : Sun, Y.; Wang, L.; Wang, N.; Feng, R.; Wang, X.  
Deposited on : 2021-02-20  
Resolution : 3.60 Å (reported)

This is a Full wwPDB EM Validation Report for a publicly released PDB entry.

We welcome your comments at [validation@mail.wwpdb.org](mailto:validation@mail.wwpdb.org)

A user guide is available at

<https://www.wwpdb.org/validation/2017/EMValidationReportHelp>

with specific help available everywhere you see the ⓘ symbol.

The types of validation reports are described at

<http://www.wwpdb.org/validation/2017/FAQs#types>.

---

The following versions of software and data (see [references ⓘ](#)) were used in the production of this report:

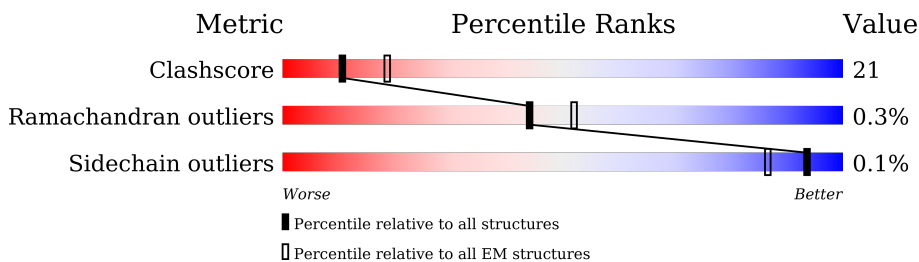
EMDB validation analysis : 0.0.1.dev43  
Mogul : 1.8.5 (274361), CSD as541be (2020)  
MolProbity : 4.02b-467  
Percentile statistics : 20191225.v01 (using entries in the PDB archive December 25th 2019)  
MapQ : 1.9.9  
Ideal geometry (proteins) : Engh & Huber (2001)  
Ideal geometry (DNA, RNA) : Parkinson et al. (1996)  
Validation Pipeline (wwPDB-VP) : 2.31.3

# 1 Overall quality at a glance

The following experimental techniques were used to determine the structure:  
*ELECTRON MICROSCOPY*

The reported resolution of this entry is 3.60 Å.

Percentile scores (ranging between 0-100) for global validation metrics of the entry are shown in the following graphic. The table shows the number of entries on which the scores are based.



Metric	Whole archive (#Entries)	EM structures (#Entries)
Clashscore	158937	4297
Ramachandran outliers	154571	4023
Sidechain outliers	154315	3826

The table below summarises the geometric issues observed across the polymeric chains and their fit to the map. The red, orange, yellow and green segments of the bar indicate the fraction of residues that contain outliers for  $\geq 3$ , 2, 1 and 0 types of geometric quality criteria respectively. A grey segment represents the fraction of residues that are not modelled. The numeric value for each fraction is indicated below the corresponding segment, with a dot representing fractions  $\leq 5\%$ . The upper red bar (where present) indicates the fraction of residues that have poor fit to the EM map (all-atom inclusion  $< 40\%$ ). The numeric value is given above the bar.

Mol	Chain	Length	Quality of chain
1	A	1281	59% (green), 24% (yellow), 16% (grey)
1	B	1281	63% (green), 20% (yellow), 16% (grey)
1	C	1281	64% (green), 19% (yellow), 16% (grey)
2	D	210	9% (red), 41% (green), 9% (yellow), 50% (grey)
2	H	210	40% (green), 10% (yellow), 50% (grey)
3	E	223	41% (green), 13% (yellow), 46% (grey)
3	L	223	7% (red), 42% (green), 12% (yellow), 46% (grey)
4	I	120	70% (red), 64% (green), 36% (yellow)

*Continued on next page...*

Continued from previous page...

Mol	Chain	Length	Quality of chain
4	J	120	19% 64% 36%
5	K	108	65% 75% 25%
5	T	108	19% 78% 22%
6	N	109	15% 57% 43%
6	Q	109	17% 56% 44%
6	S	109	27% 59% 41%
7	O	111	14% 57% 41% ..
8	P	120	6% 49% 50% .
8	U	120	8% 47% 52% .
8	V	120	20% 56% 43% .
9	R	223	. 35% 18% 47%
10	F	2	100%
10	G	2	100%
10	M	2	50% 50%
10	W	2	100%
10	X	2	100%
10	Y	2	50% 50%
10	Z	2	50% 50%
10	a	2	100% 100%
10	b	2	100%
10	c	2	50% 100%
10	d	2	100%
10	e	2	50% 100%

## 2 Entry composition i

There are 10 unique types of molecules in this entry. The entry contains 38916 atoms, of which 0 are hydrogens and 0 are deuteriums.

In the tables below, the AltConf column contains the number of residues with at least one atom in alternate conformation and the Trace column contains the number of residues modelled with at most 2 atoms.

- Molecule 1 is a protein called Spike glycoprotein.

Mol	Chain	Residues	Atoms					AltConf	Trace
			Total	C	N	O	S		
1	A	1072	8366	5336	1399	1593	38	0	0
1	B	1072	8334	5324	1389	1583	38	0	0
1	C	1072	8354	5334	1397	1585	38	0	0

There are 234 discrepancies between the modelled and reference sequences:

Chain	Residue	Modelled	Actual	Comment	Reference
A	682	GLY	ARG	engineered mutation	UNP P0DTC2
A	683	SER	ARG	engineered mutation	UNP P0DTC2
A	685	SER	ARG	engineered mutation	UNP P0DTC2
A	986	PRO	LYS	engineered mutation	UNP P0DTC2
A	987	PRO	VAL	engineered mutation	UNP P0DTC2
A	1209	GLY	-	expression tag	UNP P0DTC2
A	1210	GLY	-	expression tag	UNP P0DTC2
A	1211	ARG	-	expression tag	UNP P0DTC2
A	1212	GLY	-	expression tag	UNP P0DTC2
A	1213	SER	-	expression tag	UNP P0DTC2
A	1214	GLY	-	expression tag	UNP P0DTC2
A	1215	TYR	-	expression tag	UNP P0DTC2
A	1216	ILE	-	expression tag	UNP P0DTC2
A	1217	PRO	-	expression tag	UNP P0DTC2
A	1218	GLU	-	expression tag	UNP P0DTC2
A	1219	ALA	-	expression tag	UNP P0DTC2
A	1220	PRO	-	expression tag	UNP P0DTC2
A	1221	ARG	-	expression tag	UNP P0DTC2
A	1222	ASP	-	expression tag	UNP P0DTC2
A	1223	GLY	-	expression tag	UNP P0DTC2
A	1224	GLN	-	expression tag	UNP P0DTC2
A	1225	ALA	-	expression tag	UNP P0DTC2
A	1226	TYR	-	expression tag	UNP P0DTC2
A	1227	VAL	-	expression tag	UNP P0DTC2

*Continued on next page...*

*Continued from previous page...*

Chain	Residue	Modelled	Actual	Comment	Reference
A	1228	ARG	-	expression tag	UNP P0DTC2
A	1229	LYS	-	expression tag	UNP P0DTC2
A	1230	ASP	-	expression tag	UNP P0DTC2
A	1231	GLY	-	expression tag	UNP P0DTC2
A	1232	GLU	-	expression tag	UNP P0DTC2
A	1233	TRP	-	expression tag	UNP P0DTC2
A	1234	VAL	-	expression tag	UNP P0DTC2
A	1235	LEU	-	expression tag	UNP P0DTC2
A	1236	LEU	-	expression tag	UNP P0DTC2
A	1237	SER	-	expression tag	UNP P0DTC2
A	1238	THR	-	expression tag	UNP P0DTC2
A	1239	PHE	-	expression tag	UNP P0DTC2
A	1240	LEU	-	expression tag	UNP P0DTC2
A	1241	GLY	-	expression tag	UNP P0DTC2
A	1242	ARG	-	expression tag	UNP P0DTC2
A	1243	SER	-	expression tag	UNP P0DTC2
A	1244	LEU	-	expression tag	UNP P0DTC2
A	1245	GLU	-	expression tag	UNP P0DTC2
A	1246	VAL	-	expression tag	UNP P0DTC2
A	1247	LEU	-	expression tag	UNP P0DTC2
A	1248	PHE	-	expression tag	UNP P0DTC2
A	1249	GLN	-	expression tag	UNP P0DTC2
A	1250	GLY	-	expression tag	UNP P0DTC2
A	1251	PRO	-	expression tag	UNP P0DTC2
A	1252	GLY	-	expression tag	UNP P0DTC2
A	1253	TRP	-	expression tag	UNP P0DTC2
A	1254	SER	-	expression tag	UNP P0DTC2
A	1255	HIS	-	expression tag	UNP P0DTC2
A	1256	PRO	-	expression tag	UNP P0DTC2
A	1257	GLN	-	expression tag	UNP P0DTC2
A	1258	PHE	-	expression tag	UNP P0DTC2
A	1259	GLU	-	expression tag	UNP P0DTC2
A	1260	LYS	-	expression tag	UNP P0DTC2
A	1261	GLY	-	expression tag	UNP P0DTC2
A	1262	GLY	-	expression tag	UNP P0DTC2
A	1263	GLY	-	expression tag	UNP P0DTC2
A	1264	SER	-	expression tag	UNP P0DTC2
A	1265	GLY	-	expression tag	UNP P0DTC2
A	1266	GLY	-	expression tag	UNP P0DTC2
A	1267	GLY	-	expression tag	UNP P0DTC2
A	1268	SER	-	expression tag	UNP P0DTC2
A	1269	GLY	-	expression tag	UNP P0DTC2

*Continued on next page...*

*Continued from previous page...*

Chain	Residue	Modelled	Actual	Comment	Reference
A	1270	GLY	-	expression tag	UNP P0DTC2
A	1271	SER	-	expression tag	UNP P0DTC2
A	1272	SER	-	expression tag	UNP P0DTC2
A	1273	ALA	-	expression tag	UNP P0DTC2
A	1274	TRP	-	expression tag	UNP P0DTC2
A	1275	SER	-	expression tag	UNP P0DTC2
A	1276	HIS	-	expression tag	UNP P0DTC2
A	1277	PRO	-	expression tag	UNP P0DTC2
A	1278	GLN	-	expression tag	UNP P0DTC2
A	1279	PHE	-	expression tag	UNP P0DTC2
A	1280	GLU	-	expression tag	UNP P0DTC2
A	1281	LYS	-	expression tag	UNP P0DTC2
B	682	GLY	ARG	engineered mutation	UNP P0DTC2
B	683	SER	ARG	engineered mutation	UNP P0DTC2
B	685	SER	ARG	engineered mutation	UNP P0DTC2
B	986	PRO	LYS	engineered mutation	UNP P0DTC2
B	987	PRO	VAL	engineered mutation	UNP P0DTC2
B	1209	GLY	-	expression tag	UNP P0DTC2
B	1210	GLY	-	expression tag	UNP P0DTC2
B	1211	ARG	-	expression tag	UNP P0DTC2
B	1212	GLY	-	expression tag	UNP P0DTC2
B	1213	SER	-	expression tag	UNP P0DTC2
B	1214	GLY	-	expression tag	UNP P0DTC2
B	1215	TYR	-	expression tag	UNP P0DTC2
B	1216	ILE	-	expression tag	UNP P0DTC2
B	1217	PRO	-	expression tag	UNP P0DTC2
B	1218	GLU	-	expression tag	UNP P0DTC2
B	1219	ALA	-	expression tag	UNP P0DTC2
B	1220	PRO	-	expression tag	UNP P0DTC2
B	1221	ARG	-	expression tag	UNP P0DTC2
B	1222	ASP	-	expression tag	UNP P0DTC2
B	1223	GLY	-	expression tag	UNP P0DTC2
B	1224	GLN	-	expression tag	UNP P0DTC2
B	1225	ALA	-	expression tag	UNP P0DTC2
B	1226	TYR	-	expression tag	UNP P0DTC2
B	1227	VAL	-	expression tag	UNP P0DTC2
B	1228	ARG	-	expression tag	UNP P0DTC2
B	1229	LYS	-	expression tag	UNP P0DTC2
B	1230	ASP	-	expression tag	UNP P0DTC2
B	1231	GLY	-	expression tag	UNP P0DTC2
B	1232	GLU	-	expression tag	UNP P0DTC2
B	1233	TRP	-	expression tag	UNP P0DTC2

*Continued on next page...*

*Continued from previous page...*

Chain	Residue	Modelled	Actual	Comment	Reference
B	1234	VAL	-	expression tag	UNP P0DTC2
B	1235	LEU	-	expression tag	UNP P0DTC2
B	1236	LEU	-	expression tag	UNP P0DTC2
B	1237	SER	-	expression tag	UNP P0DTC2
B	1238	THR	-	expression tag	UNP P0DTC2
B	1239	PHE	-	expression tag	UNP P0DTC2
B	1240	LEU	-	expression tag	UNP P0DTC2
B	1241	GLY	-	expression tag	UNP P0DTC2
B	1242	ARG	-	expression tag	UNP P0DTC2
B	1243	SER	-	expression tag	UNP P0DTC2
B	1244	LEU	-	expression tag	UNP P0DTC2
B	1245	GLU	-	expression tag	UNP P0DTC2
B	1246	VAL	-	expression tag	UNP P0DTC2
B	1247	LEU	-	expression tag	UNP P0DTC2
B	1248	PHE	-	expression tag	UNP P0DTC2
B	1249	GLN	-	expression tag	UNP P0DTC2
B	1250	GLY	-	expression tag	UNP P0DTC2
B	1251	PRO	-	expression tag	UNP P0DTC2
B	1252	GLY	-	expression tag	UNP P0DTC2
B	1253	TRP	-	expression tag	UNP P0DTC2
B	1254	SER	-	expression tag	UNP P0DTC2
B	1255	HIS	-	expression tag	UNP P0DTC2
B	1256	PRO	-	expression tag	UNP P0DTC2
B	1257	GLN	-	expression tag	UNP P0DTC2
B	1258	PHE	-	expression tag	UNP P0DTC2
B	1259	GLU	-	expression tag	UNP P0DTC2
B	1260	LYS	-	expression tag	UNP P0DTC2
B	1261	GLY	-	expression tag	UNP P0DTC2
B	1262	GLY	-	expression tag	UNP P0DTC2
B	1263	GLY	-	expression tag	UNP P0DTC2
B	1264	SER	-	expression tag	UNP P0DTC2
B	1265	GLY	-	expression tag	UNP P0DTC2
B	1266	GLY	-	expression tag	UNP P0DTC2
B	1267	GLY	-	expression tag	UNP P0DTC2
B	1268	SER	-	expression tag	UNP P0DTC2
B	1269	GLY	-	expression tag	UNP P0DTC2
B	1270	GLY	-	expression tag	UNP P0DTC2
B	1271	SER	-	expression tag	UNP P0DTC2
B	1272	SER	-	expression tag	UNP P0DTC2
B	1273	ALA	-	expression tag	UNP P0DTC2
B	1274	TRP	-	expression tag	UNP P0DTC2
B	1275	SER	-	expression tag	UNP P0DTC2

*Continued on next page...*

*Continued from previous page...*

Chain	Residue	Modelled	Actual	Comment	Reference
B	1276	HIS	-	expression tag	UNP P0DTC2
B	1277	PRO	-	expression tag	UNP P0DTC2
B	1278	GLN	-	expression tag	UNP P0DTC2
B	1279	PHE	-	expression tag	UNP P0DTC2
B	1280	GLU	-	expression tag	UNP P0DTC2
B	1281	LYS	-	expression tag	UNP P0DTC2
C	682	GLY	ARG	engineered mutation	UNP P0DTC2
C	683	SER	ARG	engineered mutation	UNP P0DTC2
C	685	SER	ARG	engineered mutation	UNP P0DTC2
C	986	PRO	LYS	engineered mutation	UNP P0DTC2
C	987	PRO	VAL	engineered mutation	UNP P0DTC2
C	1209	GLY	-	expression tag	UNP P0DTC2
C	1210	GLY	-	expression tag	UNP P0DTC2
C	1211	ARG	-	expression tag	UNP P0DTC2
C	1212	GLY	-	expression tag	UNP P0DTC2
C	1213	SER	-	expression tag	UNP P0DTC2
C	1214	GLY	-	expression tag	UNP P0DTC2
C	1215	TYR	-	expression tag	UNP P0DTC2
C	1216	ILE	-	expression tag	UNP P0DTC2
C	1217	PRO	-	expression tag	UNP P0DTC2
C	1218	GLU	-	expression tag	UNP P0DTC2
C	1219	ALA	-	expression tag	UNP P0DTC2
C	1220	PRO	-	expression tag	UNP P0DTC2
C	1221	ARG	-	expression tag	UNP P0DTC2
C	1222	ASP	-	expression tag	UNP P0DTC2
C	1223	GLY	-	expression tag	UNP P0DTC2
C	1224	GLN	-	expression tag	UNP P0DTC2
C	1225	ALA	-	expression tag	UNP P0DTC2
C	1226	TYR	-	expression tag	UNP P0DTC2
C	1227	VAL	-	expression tag	UNP P0DTC2
C	1228	ARG	-	expression tag	UNP P0DTC2
C	1229	LYS	-	expression tag	UNP P0DTC2
C	1230	ASP	-	expression tag	UNP P0DTC2
C	1231	GLY	-	expression tag	UNP P0DTC2
C	1232	GLU	-	expression tag	UNP P0DTC2
C	1233	TRP	-	expression tag	UNP P0DTC2
C	1234	VAL	-	expression tag	UNP P0DTC2
C	1235	LEU	-	expression tag	UNP P0DTC2
C	1236	LEU	-	expression tag	UNP P0DTC2
C	1237	SER	-	expression tag	UNP P0DTC2
C	1238	THR	-	expression tag	UNP P0DTC2
C	1239	PHE	-	expression tag	UNP P0DTC2

*Continued on next page...*



*Continued from previous page...*

Chain	Residue	Modelled	Actual	Comment	Reference
C	1240	LEU	-	expression tag	UNP P0DTC2
C	1241	GLY	-	expression tag	UNP P0DTC2
C	1242	ARG	-	expression tag	UNP P0DTC2
C	1243	SER	-	expression tag	UNP P0DTC2
C	1244	LEU	-	expression tag	UNP P0DTC2
C	1245	GLU	-	expression tag	UNP P0DTC2
C	1246	VAL	-	expression tag	UNP P0DTC2
C	1247	LEU	-	expression tag	UNP P0DTC2
C	1248	PHE	-	expression tag	UNP P0DTC2
C	1249	GLN	-	expression tag	UNP P0DTC2
C	1250	GLY	-	expression tag	UNP P0DTC2
C	1251	PRO	-	expression tag	UNP P0DTC2
C	1252	GLY	-	expression tag	UNP P0DTC2
C	1253	TRP	-	expression tag	UNP P0DTC2
C	1254	SER	-	expression tag	UNP P0DTC2
C	1255	HIS	-	expression tag	UNP P0DTC2
C	1256	PRO	-	expression tag	UNP P0DTC2
C	1257	GLN	-	expression tag	UNP P0DTC2
C	1258	PHE	-	expression tag	UNP P0DTC2
C	1259	GLU	-	expression tag	UNP P0DTC2
C	1260	LYS	-	expression tag	UNP P0DTC2
C	1261	GLY	-	expression tag	UNP P0DTC2
C	1262	GLY	-	expression tag	UNP P0DTC2
C	1263	GLY	-	expression tag	UNP P0DTC2
C	1264	SER	-	expression tag	UNP P0DTC2
C	1265	GLY	-	expression tag	UNP P0DTC2
C	1266	GLY	-	expression tag	UNP P0DTC2
C	1267	GLY	-	expression tag	UNP P0DTC2
C	1268	SER	-	expression tag	UNP P0DTC2
C	1269	GLY	-	expression tag	UNP P0DTC2
C	1270	GLY	-	expression tag	UNP P0DTC2
C	1271	SER	-	expression tag	UNP P0DTC2
C	1272	SER	-	expression tag	UNP P0DTC2
C	1273	ALA	-	expression tag	UNP P0DTC2
C	1274	TRP	-	expression tag	UNP P0DTC2
C	1275	SER	-	expression tag	UNP P0DTC2
C	1276	HIS	-	expression tag	UNP P0DTC2
C	1277	PRO	-	expression tag	UNP P0DTC2
C	1278	GLN	-	expression tag	UNP P0DTC2
C	1279	PHE	-	expression tag	UNP P0DTC2
C	1280	GLU	-	expression tag	UNP P0DTC2
C	1281	LYS	-	expression tag	UNP P0DTC2

- Molecule 2 is a protein called H014 light chain.

Mol	Chain	Residues	Atoms					AltConf	Trace
2	D	105	Total	C	N	O	S	0	0
			704	447	116	140	1		
2	H	105	Total	C	N	O	S	0	0
			704	447	116	140	1		

- Molecule 3 is a protein called H014 heavy chain.

Mol	Chain	Residues	Atoms					AltConf	Trace
3	E	120	Total	C	N	O	S	0	0
			903	575	144	182	2		
3	L	120	Total	C	N	O	S	0	0
			903	575	144	182	2		

- Molecule 4 is a protein called P17 heavy chain.

Mol	Chain	Residues	Atoms					AltConf	Trace
4	I	120	Total	C	N	O	S	0	0
			912	571	162	175	4		
4	J	120	Total	C	N	O	S	0	0
			912	571	162	175	4		

- Molecule 5 is a protein called P17 light chain.

Mol	Chain	Residues	Atoms					AltConf	Trace
5	K	108	Total	C	N	O	S	0	0
			817	511	137	167	2		
5	T	108	Total	C	N	O	S	0	0
			817	511	137	167	2		

- Molecule 6 is a protein called FC05 light chain.

Mol	Chain	Residues	Atoms					AltConf	Trace
6	N	109	Total	C	N	O	S	0	0
			788	491	132	163	2		
6	Q	109	Total	C	N	O	S	0	0
			788	491	132	163	2		
6	S	109	Total	C	N	O	S	0	0
			788	491	132	163	2		

- Molecule 7 is a protein called HB27 light chain.

Mol	Chain	Residues	Atoms					AltConf	Trace
			Total	C	N	O	S		
7	O	110	806	506	138	160	2	0	0

- Molecule 8 is a protein called FC05 heavy chain.

Mol	Chain	Residues	Atoms					AltConf	Trace
			Total	C	N	O	S		
8	P	120	927	585	148	187	7	0	0
8	U	120	927	585	148	187	7	0	0
8	V	120	931	587	149	188	7	0	0

- Molecule 9 is a protein called HB27 heavy chain.

Mol	Chain	Residues	Atoms					AltConf	Trace
			Total	C	N	O	S		
9	R	119	899	566	157	172	4	0	0

- Molecule 10 is an oligosaccharide called 2-acetamido-2-deoxy-beta-D-glucopyranose-(1-4)-2-acetamido-2-deoxy-beta-D-glucopyranose.



Mol	Chain	Residues	Atoms				AltConf	Trace
			Total	C	N	O		
10	F	2	28	16	2	10	0	0
10	G	2	28	16	2	10	0	0
10	M	2	28	16	2	10	0	0
10	W	2	28	16	2	10	0	0
10	X	2	28	16	2	10	0	0
10	Y	2	28	16	2	10	0	0
10	Z	2	28	16	2	10	0	0
10	a	2	28	16	2	10	0	0

*Continued on next page...*

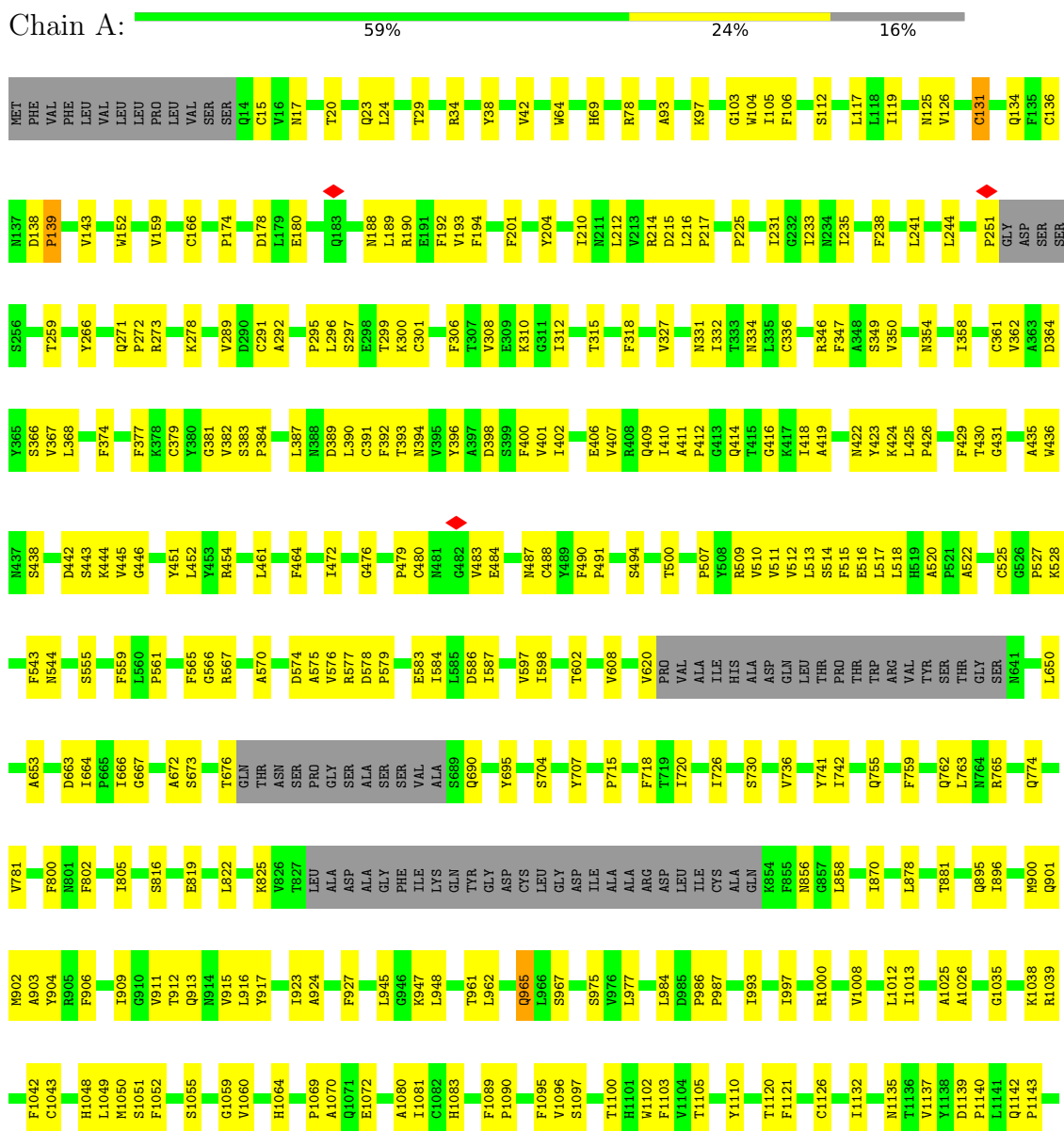
*Continued from previous page...*

Mol	Chain	Residues	Atoms				AltConf	Trace
			Total	C	N	O		
10	b	2	Total 28	C 16	N 2	O 10	0	0
10	c	2	Total 28	C 16	N 2	O 10	0	0
10	d	2	Total 28	C 16	N 2	O 10	0	0
10	e	2	Total 28	C 16	N 2	O 10	0	0

### 3 Residue-property plots i

These plots are drawn for all protein, RNA, DNA and oligosaccharide chains in the entry. The first graphic for a chain summarises the proportions of the various outlier classes displayed in the second graphic. The second graphic shows the sequence view annotated by issues in geometry and atom inclusion in map density. Residues are color-coded according to the number of geometric quality criteria for which they contain at least one outlier: green = 0, yellow = 1, orange = 2 and red = 3 or more. A red diamond above a residue indicates a poor fit to the EM map for this residue (all-atom inclusion < 40%). Stretches of 2 or more consecutive residues without any outlier are shown as a green connector. Residues present in the sample, but not in the model, are shown in grey.

- Molecule 1: Spike glycoprotein

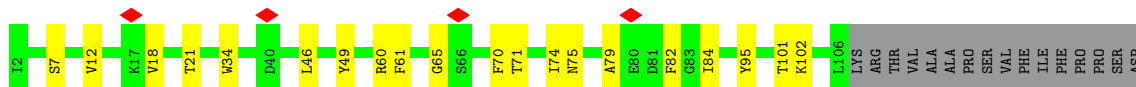






LYS ASP THR THR SER SER LEU SER SER THR THR LEU THR LEU LYS LYS ALA ASP TYR TYR GLU LYS HIS LYS VAL TYR TVR TYR ALA ALA CYS GLU VAL THR THR HIS GLN GLN LEU SER SER THR THR LYS LYS SER PHE ASN ARG ARG GLY GLU CYS


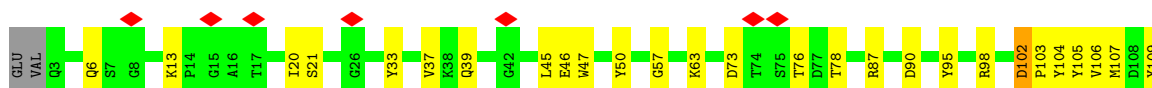
• Molecule 2: H014 light chain



GLU GLN LEU LYS SER GLY THR ALA SER VAL VAL CYS LEU LEU ASN PHE ASN TYR PRO ARG ARG ALA ALA LYS VAL VAL TRP LYS VAL ASP ASN ALA LEU GLN SER GLY ASN SER GLU SER VAL THR GLU GLN ASP SER LYS ARG THR SER THR VAL ALA ALA PRO SER VAL PHE ILE PHE PRO PRO SER ASP


ALA ASP TYR GLU LYS HIS LYS VAL TYR ALA CYS GLU VAL THR HIS GLN GLY LEU LEU SER SER THR TYR PHE LYS VAL ASN ARG GLY CYS

• Molecule 3: H014 heavy chain



VAL LEU GLN SER SER GLY LEU THR SER LEU LEU VAL VAL THR THR SER SER SER SER LEU GLY THR GLN TYR ILE CYS ASN ALA VAL VAL ASN HIS LYS PRO SER ASN TYR PHE VAL ASP GLU VAL LYS VAL TRP ASN THR VAL GLY THR VAL SER CYS

• Molecule 3: H014 heavy chain

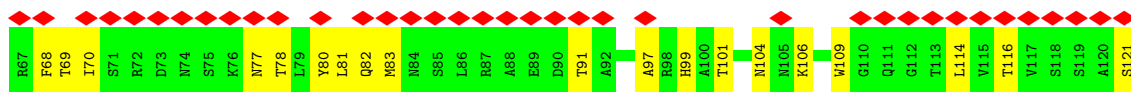


SER GLY LEU TYR SER SER VAL VAL THR THR VAL PRO SER SER SER LEU TYR THR GLN THR TYR ILE CYS ASN VAL HIS LYS PRO SER ASN VAL LYS VAL LYS VAL PRO LYS CYS

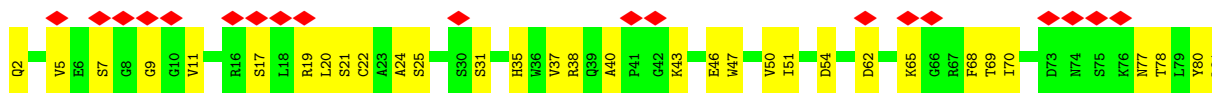
• Molecule 4: P17 heavy chain



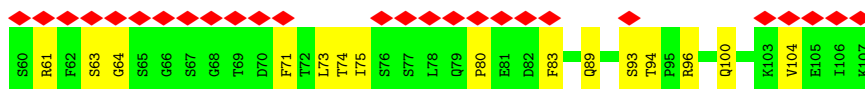
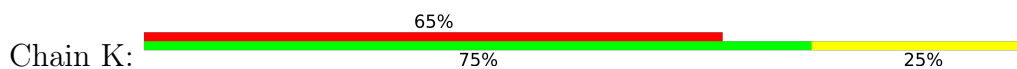




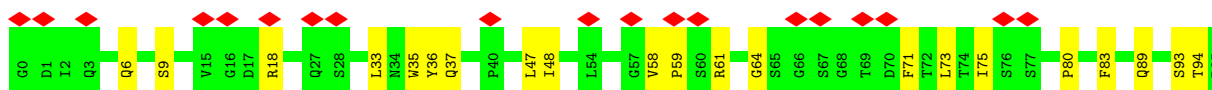
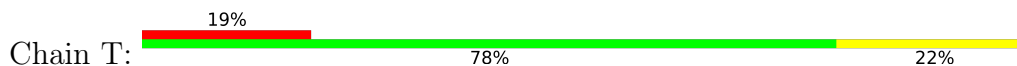
• Molecule 4: P17 heavy chain




• Molecule 5: P17 light chain



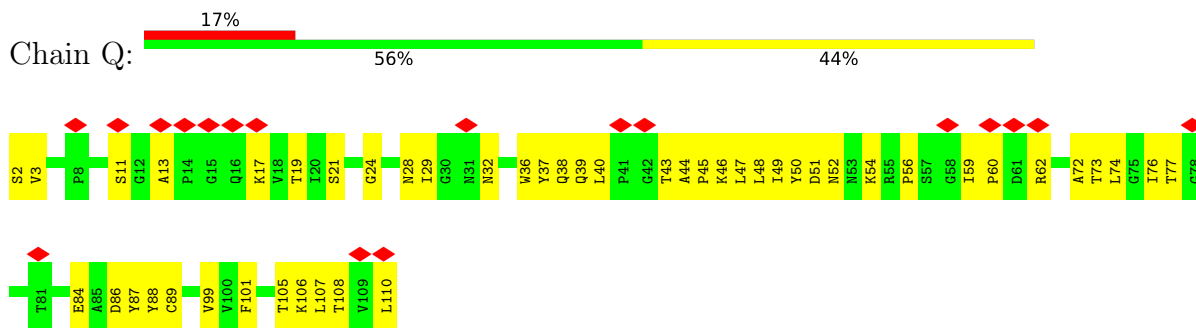
• Molecule 5: P17 light chain



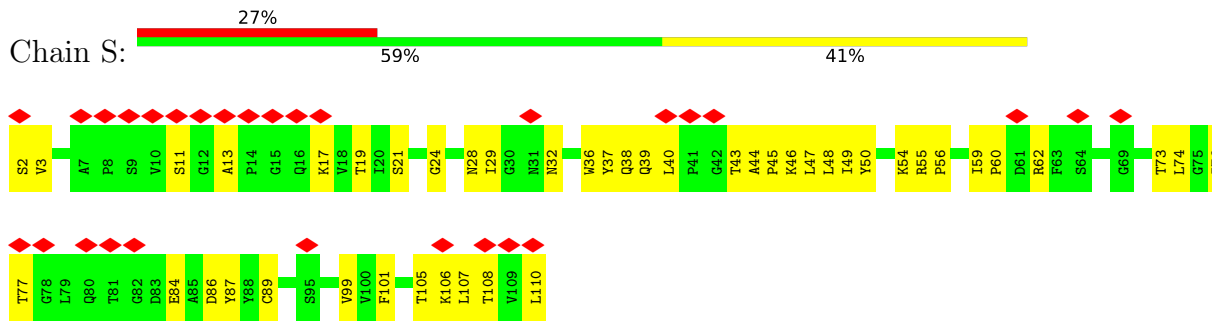
• Molecule 6: FC05 light chain



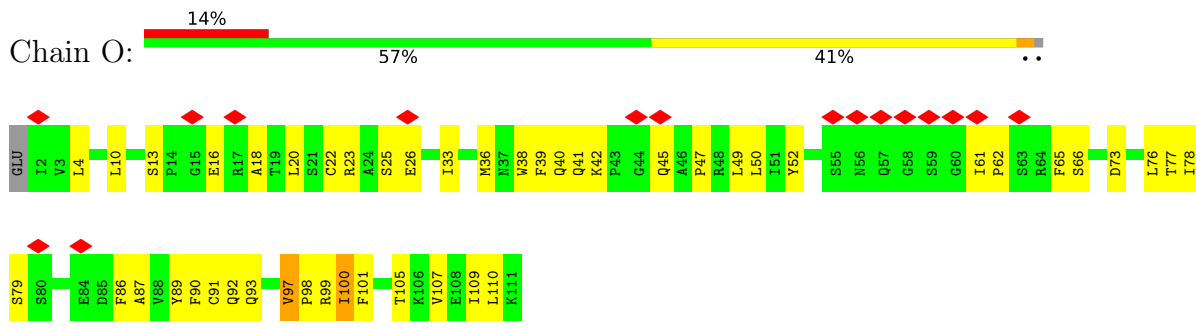
• Molecule 6: FC05 light chain



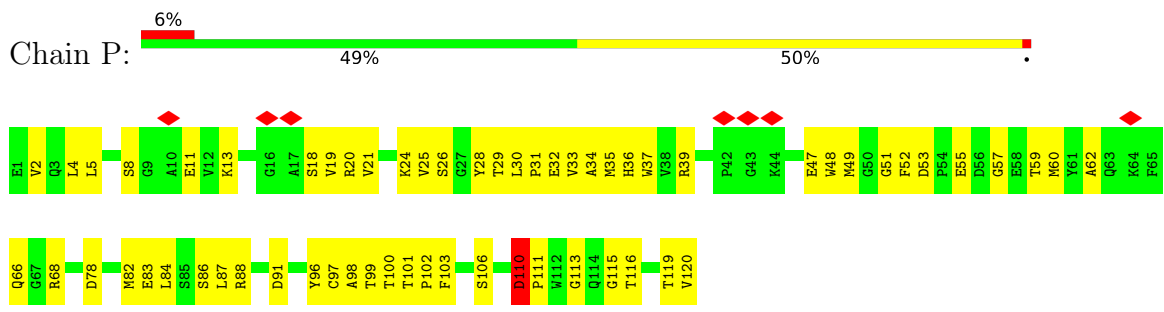
• Molecule 6: FC05 light chain



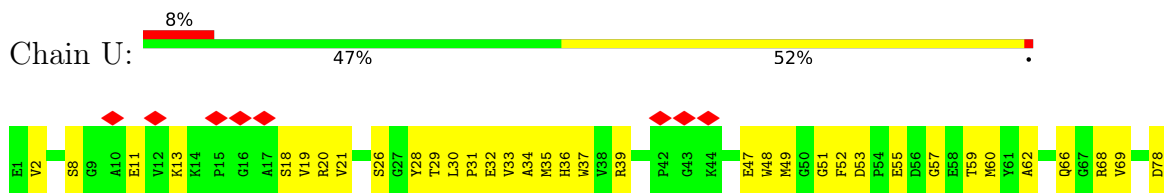
• Molecule 7: HB27 light chain

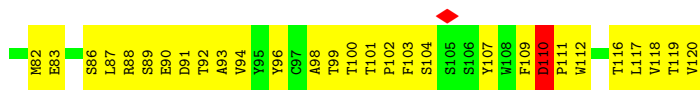


• Molecule 8: FC05 heavy chain

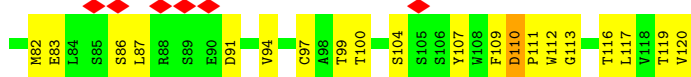


• Molecule 8: FC05 heavy chain

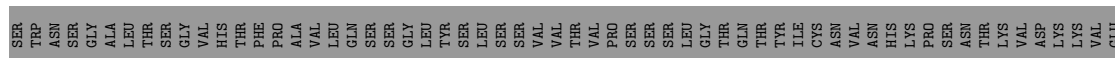
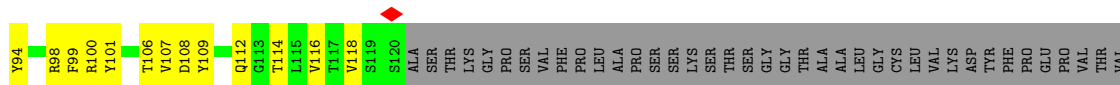
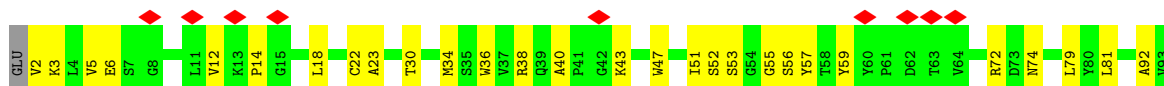
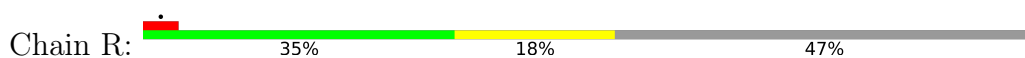




• Molecule 8: FC05 heavy chain



• Molecule 9: HB27 heavy chain



• Molecule 10: 2-acetamido-2-deoxy-beta-D-glucopyranose-(1-4)-2-acetamido-2-deoxy-beta-D-glucopyranose



• Molecule 10: 2-acetamido-2-deoxy-beta-D-glucopyranose-(1-4)-2-acetamido-2-deoxy-beta-D-glucopyranose



• Molecule 10: 2-acetamido-2-deoxy-beta-D-glucopyranose-(1-4)-2-acetamido-2-deoxy-beta-D-glucopyranose

Chain M:  50% 50%

  
MAG1  
MAG2

- Molecule 10: 2-acetamido-2-deoxy-beta-D-glucopyranose-(1-4)-2-acetamido-2-deoxy-beta-D-glucopyranose

Chain W:  100%

  
MAG1  
MAG2

- Molecule 10: 2-acetamido-2-deoxy-beta-D-glucopyranose-(1-4)-2-acetamido-2-deoxy-beta-D-glucopyranose

Chain X:  100%

  
MAG1  
MAG2

- Molecule 10: 2-acetamido-2-deoxy-beta-D-glucopyranose-(1-4)-2-acetamido-2-deoxy-beta-D-glucopyranose

Chain Y:  50% 50%

  
MAG1  
MAG2

- Molecule 10: 2-acetamido-2-deoxy-beta-D-glucopyranose-(1-4)-2-acetamido-2-deoxy-beta-D-glucopyranose

Chain Z:  50% 50% 50%

  
MAG1  
MAG2

- Molecule 10: 2-acetamido-2-deoxy-beta-D-glucopyranose-(1-4)-2-acetamido-2-deoxy-beta-D-glucopyranose

Chain a:  100% 100%

  
MAG1  
MAG2

- Molecule 10: 2-acetamido-2-deoxy-beta-D-glucopyranose-(1-4)-2-acetamido-2-deoxy-beta-D-glucopyranose

Chain b:  100%



- Molecule 10: 2-acetamido-2-deoxy-beta-D-glucofuranose-(1-4)-2-acetamido-2-deoxy-beta-D-glucofuranose



- Molecule 10: 2-acetamido-2-deoxy-beta-D-glucofuranose-(1-4)-2-acetamido-2-deoxy-beta-D-glucofuranose



- Molecule 10: 2-acetamido-2-deoxy-beta-D-glucofuranose-(1-4)-2-acetamido-2-deoxy-beta-D-glucofuranose



## 4 Experimental information

Property	Value	Source
EM reconstruction method	SINGLE PARTICLE	Depositor
Imposed symmetry	POINT, Not provided	
Number of particles used	133167	Depositor
Resolution determination method	FSC 0.143 CUT-OFF	Depositor
CTF correction method	PHASE FLIPPING AND AMPLITUDE CORRECTION	Depositor
Microscope	FEI TITAN KRIOS	Depositor
Voltage (kV)	300	Depositor
Electron dose ( $e^-/\text{\AA}^2$ )	60	Depositor
Minimum defocus (nm)	Not provided	
Maximum defocus (nm)	Not provided	
Magnification	Not provided	
Image detector	GATAN K2 SUMMIT (4k x 4k)	Depositor
Maximum map value	0.033	Depositor
Minimum map value	-0.007	Depositor
Average map value	0.000	Depositor
Map value standard deviation	0.001	Depositor
Recommended contour level	0.004	Depositor
Map size ( $\text{\AA}$ )	416.0, 416.0, 416.0	wwPDB
Map dimensions	400, 400, 400	wwPDB
Map angles ( $^\circ$ )	90.0, 90.0, 90.0	wwPDB
Pixel spacing ( $\text{\AA}$ )	1.04, 1.04, 1.04	Depositor

## 5 Model quality [i](#)

### 5.1 Standard geometry [i](#)

Bond lengths and bond angles in the following residue types are not validated in this section: NAG

The Z score for a bond length (or angle) is the number of standard deviations the observed value is removed from the expected value. A bond length (or angle) with  $|Z| > 5$  is considered an outlier worth inspection. RMSZ is the root-mean-square of all Z scores of the bond lengths (or angles).

Mol	Chain	Bond lengths		Bond angles	
		RMSZ	# Z  >5	RMSZ	# Z  >5
1	A	0.63	0/8560	0.63	1/11652 (0.0%)
1	B	0.63	0/8529	0.63	0/11615
1	C	0.63	0/8549	0.62	0/11639
2	D	0.46	0/722	0.58	0/992
2	H	0.45	0/722	0.59	0/992
3	E	0.62	0/927	0.68	0/1266
3	L	0.60	0/927	0.64	0/1266
4	I	0.38	0/931	0.61	0/1262
4	J	0.40	0/931	0.61	0/1262
5	K	0.56	0/834	0.62	0/1131
5	T	0.57	0/834	0.62	0/1131
6	N	0.32	0/804	0.53	0/1095
6	Q	0.32	0/804	0.52	0/1095
6	S	0.30	0/804	0.51	0/1095
7	O	0.53	0/823	0.66	0/1118
8	P	0.44	0/951	0.63	1/1294 (0.1%)
8	U	0.44	0/951	0.61	1/1294 (0.1%)
8	V	0.47	0/955	0.61	0/1299
9	R	0.59	0/919	0.65	0/1246
All	All	0.58	0/39477	0.62	3/53744 (0.0%)

There are no bond length outliers.

All (3) bond angle outliers are listed below:

Mol	Chain	Res	Type	Atoms	Z	Observed(°)	Ideal(°)
1	A	131	CYS	N-CA-CB	8.19	125.33	110.60
8	P	110	ASP	CB-CA-C	7.46	125.32	110.40
8	U	110	ASP	CB-CA-C	5.94	122.27	110.40

There are no chirality outliers.

There are no planarity outliers.

## 5.2 Too-close contacts

In the following table, the Non-H and H(model) columns list the number of non-hydrogen atoms and hydrogen atoms in the chain respectively. The H(added) column lists the number of hydrogen atoms added and optimized by MolProbity. The Clashes column lists the number of clashes within the asymmetric unit, whereas Symm-Clashes lists symmetry-related clashes.

Mol	Chain	Non-H	H(model)	H(added)	Clashes	Symm-Clashes
1	A	8366	0	8159	426	0
1	B	8334	0	8110	343	0
1	C	8354	0	8142	280	0
2	D	704	0	565	10	0
2	H	704	0	565	19	0
3	E	903	0	825	47	0
3	L	903	0	825	30	0
4	I	912	0	874	33	0
4	J	912	0	874	30	0
5	K	817	0	800	33	0
5	T	817	0	800	22	0
6	N	788	0	766	47	0
6	Q	788	0	766	56	0
6	S	788	0	766	56	0
7	O	806	0	758	51	0
8	P	927	0	872	56	0
8	U	927	0	872	75	0
8	V	931	0	878	75	0
9	R	899	0	865	43	0
10	F	28	0	25	0	0
10	G	28	0	25	0	0
10	M	28	0	25	6	0
10	W	28	0	25	0	0
10	X	28	0	25	0	0
10	Y	28	0	25	0	0
10	Z	28	0	25	4	0
10	a	28	0	25	0	0
10	b	28	0	25	0	0
10	c	28	0	25	0	0
10	d	28	0	25	0	0
10	e	28	0	25	0	0
All	All	38916	0	37382	1585	0

The all-atom clashscore is defined as the number of clashes found per 1000 atoms (including



hydrogen atoms). The all-atom clashscore for this structure is 21.

All (1585) close contacts within the same asymmetric unit are listed below, sorted by their clash magnitude.

Atom-1	Atom-2	Interatomic distance (Å)	Clash overlap (Å)
3:L:47:TRP:CZ2	3:L:50:TYR:HD2	1.22	1.56
3:L:47:TRP:HZ2	3:L:50:TYR:CD2	1.27	1.53
1:B:1044:GLY:HA3	1:B:1064:HIS:CE1	1.43	1.50
9:R:94:TYR:CE2	9:R:116:VAL:HG21	1.46	1.46
1:A:565:PHE:CD1	1:A:576:VAL:HG12	1.50	1.46
8:V:7:GLN:HE22	8:V:113:GLY:CA	1.25	1.45
1:C:336:CYS:SG	1:C:361:CYS:SG	1.42	1.41
1:B:452:LEU:C	1:B:495:TYR:CE2	1.97	1.38
1:A:402:ILE:CD1	1:A:407:VAL:HG22	1.52	1.35
1:A:204:TYR:CE1	1:A:225:PRO:HG3	1.61	1.35
1:C:738:CYS:SG	1:C:760:CYS:SG	1.47	1.35
1:B:15:CYS:SG	1:B:136:CYS:SG	1.35	1.34
8:V:7:GLN:NE2	8:V:113:GLY:HA3	1.47	1.28
1:A:903:ALA:HA	1:A:916:LEU:CD2	1.63	1.28
1:A:390:LEU:HD23	1:A:392:PHE:CZ	1.69	1.27
1:C:473:TYR:CZ	1:C:489:TYR:HB2	1.68	1.26
1:A:392:PHE:CD1	1:A:517:LEU:HD21	1.70	1.26
1:A:15:CYS:CB	1:A:136:CYS:SG	2.24	1.25
1:A:15:CYS:SG	1:A:136:CYS:SG	1.25	1.24
1:B:916:LEU:HD12	1:B:923:ILE:CD1	1.67	1.24
1:C:1032:CYS:HB3	1:C:1051:SER:OG	1.31	1.23
1:B:470:THR:HG23	4:I:54:ASP:CG	1.57	1.23
9:R:94:TYR:CE2	9:R:116:VAL:CG2	2.23	1.22
1:A:347:PHE:CE1	1:A:401:VAL:HG22	1.76	1.21
6:S:37:TYR:CD2	8:V:109:PHE:HE2	1.59	1.21
1:B:800:PHE:CE2	1:B:924:ALA:HA	1.75	1.20
1:B:886:TRP:CH2	1:B:904:TYR:HD2	1.61	1.17
1:C:916:LEU:HD12	1:C:923:ILE:CD1	1.74	1.17
3:E:39:GLN:CG	3:E:45:LEU:HD23	1.75	1.17
7:O:92:GLN:NE2	7:O:101:PHE:HE1	1.42	1.16
7:O:4:LEU:HD12	7:O:23:ARG:O	1.46	1.16
1:A:402:ILE:CD1	1:A:407:VAL:CG2	2.24	1.14
1:A:402:ILE:HD13	1:A:407:VAL:CG2	1.79	1.13
1:C:473:TYR:OH	1:C:489:TYR:CB	1.97	1.13
1:C:473:TYR:OH	1:C:489:TYR:HB2	1.45	1.12
1:C:1102:TRP:HB2	1:C:1135:ASN:ND2	1.63	1.12
1:B:453:TYR:HB3	1:B:495:TYR:CZ	1.84	1.12
1:B:723:THR:HB	1:B:1064:HIS:NE2	1.64	1.12

*Continued on next page...*

*Continued from previous page...*

Atom-1	Atom-2	Interatomic distance (Å)	Clash overlap (Å)
8:V:7:GLN:NE2	8:V:113:GLY:CA	2.03	1.12
8:V:7:GLN:HE22	8:V:113:GLY:HA2	1.01	1.11
1:A:374:PHE:CE1	1:A:377:PHE:HB2	1.85	1.11
1:C:886:TRP:CH2	1:C:904:TYR:HD2	1.67	1.11
1:A:816:SER:OG	1:A:819:GLU:HG3	1.51	1.10
1:B:335:LEU:HB2	1:B:524:VAL:HG11	1.31	1.10
1:B:451:TYR:C	1:B:495:TYR:HD2	1.53	1.10
1:A:574:ASP:O	1:A:587:ILE:HB	1.50	1.10
1:A:396:TYR:HD2	1:A:514:SER:OG	1.34	1.09
3:E:39:GLN:CD	3:E:45:LEU:HD21	1.72	1.09
1:A:913:GLN:O	1:A:916:LEU:HG	1.48	1.09
1:B:1085:GLY:HA2	10:Z:1:NAG:H62	1.31	1.09
1:A:390:LEU:HD23	1:A:392:PHE:CE1	1.87	1.09
1:B:576:VAL:HG23	1:B:587:ILE:HD11	1.26	1.08
1:B:334:ASN:C	1:B:524:VAL:HG13	1.73	1.07
1:B:452:LEU:O	1:B:495:TYR:HE2	1.37	1.07
1:A:903:ALA:HA	1:A:916:LEU:HD22	1.32	1.07
5:T:33:LEU:HD12	5:T:89:GLN:O	1.55	1.07
1:B:379:CYS:SG	1:B:387:LEU:CD2	2.42	1.07
1:B:452:LEU:O	1:B:495:TYR:CE2	2.08	1.07
1:C:886:TRP:CH2	1:C:904:TYR:CD2	2.44	1.06
1:C:916:LEU:HD12	1:C:923:ILE:HD12	1.37	1.06
1:B:379:CYS:SG	1:B:387:LEU:HD21	1.97	1.05
5:K:33:LEU:HD12	5:K:89:GLN:O	1.55	1.05
1:A:251:PRO:HG3	6:N:54:LYS:HZ2	1.17	1.05
1:B:886:TRP:CH2	1:B:904:TYR:CD2	2.43	1.05
3:L:47:TRP:CZ2	3:L:50:TYR:CD2	2.13	1.05
1:A:1048:HIS:ND1	1:A:1064:HIS:HB3	1.71	1.05
3:E:39:GLN:CD	3:E:45:LEU:CD2	2.25	1.05
3:E:39:GLN:HG3	3:E:45:LEU:HD23	1.38	1.04
1:B:15:CYS:CB	1:B:136:CYS:SG	2.46	1.04
7:O:92:GLN:NE2	7:O:101:PHE:CE1	2.24	1.04
1:B:1044:GLY:CA	1:B:1064:HIS:CE1	2.39	1.04
1:A:210:ILE:HD12	1:A:217:PRO:HD3	1.40	1.03
1:A:559:PHE:HB2	1:A:584:ILE:CD1	1.87	1.03
1:B:800:PHE:CD2	1:B:924:ALA:HA	1.92	1.03
1:C:402:ILE:CG2	1:C:406:GLU:CB	2.37	1.03
1:A:251:PRO:CB	6:N:54:LYS:HD2	1.89	1.02
1:A:402:ILE:HD11	1:A:407:VAL:HG22	1.11	1.02
1:A:896:ILE:HD11	1:A:904:TYR:CE2	1.93	1.02
5:K:48:ILE:HD13	5:K:64:GLY:CA	1.89	1.02

*Continued on next page...*

*Continued from previous page...*

Atom-1	Atom-2	Interatomic distance (Å)	Clash overlap (Å)
7:O:92:GLN:CD	7:O:101:PHE:CE1	2.32	1.01
1:A:295:PRO:HB2	1:A:608:VAL:HG11	1.42	1.01
1:B:800:PHE:CE2	1:B:924:ALA:CA	2.41	1.01
1:C:473:TYR:HE2	1:C:490:PHE:O	1.43	1.01
1:A:565:PHE:CD1	1:A:576:VAL:CG1	2.43	1.01
1:B:723:THR:HB	1:B:1064:HIS:CE1	1.95	1.00
6:S:37:TYR:CG	8:V:109:PHE:HE2	1.78	1.00
1:B:916:LEU:HD12	1:B:923:ILE:HD12	1.37	1.00
1:B:350:VAL:HG12	1:B:495:TYR:OH	1.61	1.00
1:B:452:LEU:CA	1:B:495:TYR:CE2	2.44	1.00
1:C:289:VAL:HG23	1:C:306:PHE:CE2	1.97	1.00
1:A:377:PHE:CE2	1:A:379:CYS:SG	2.55	1.00
7:O:92:GLN:HG2	7:O:101:PHE:CD1	1.96	0.99
1:B:334:ASN:HB2	1:B:522:ALA:HB1	1.39	0.99
1:B:916:LEU:CD1	1:B:923:ILE:CD1	2.40	0.99
1:B:1044:GLY:HA3	1:B:1064:HIS:NE2	1.76	0.99
1:B:451:TYR:C	1:B:495:TYR:CD2	2.36	0.98
1:A:565:PHE:HD1	1:A:576:VAL:CG1	1.76	0.97
1:B:147:LYS:HE2	8:U:52:PHE:CZ	1.99	0.97
1:C:1102:TRP:HB2	1:C:1135:ASN:HD21	1.21	0.97
4:J:17:SER:HA	4:J:83:MET:O	1.64	0.97
6:S:37:TYR:CD2	8:V:109:PHE:CE2	2.52	0.97
6:S:37:TYR:CG	8:V:109:PHE:CE2	2.52	0.97
1:B:350:VAL:CG1	1:B:495:TYR:OH	2.12	0.97
1:A:347:PHE:CE1	1:A:401:VAL:CG2	2.48	0.97
1:C:32:PHE:HD1	1:C:59:PHE:CE1	1.82	0.97
8:U:35:MET:CE	8:U:99:THR:HG22	1.95	0.96
3:E:39:GLN:OE1	3:E:45:LEU:HD21	1.65	0.96
7:O:61:ILE:HG23	7:O:65:PHE:HD2	1.31	0.96
1:A:903:ALA:CB	1:A:916:LEU:HD21	1.95	0.96
1:C:473:TYR:CZ	1:C:489:TYR:CB	2.48	0.96
1:A:402:ILE:HD13	1:A:407:VAL:HG22	1.39	0.96
4:I:17:SER:HA	4:I:83:MET:O	1.65	0.96
1:A:390:LEU:CD2	1:A:392:PHE:CE1	2.48	0.95
1:A:452:LEU:HD23	1:A:494:SER:HA	1.48	0.95
1:B:453:TYR:HB3	1:B:495:TYR:CE1	2.00	0.95
1:A:1048:HIS:CE1	1:A:1064:HIS:HB3	2.01	0.95
1:C:916:LEU:CD1	1:C:923:ILE:CD1	2.45	0.95
8:U:94:VAL:HG22	8:U:117:LEU:HG	1.47	0.95
1:A:289:VAL:HG23	1:A:306:PHE:CE2	2.02	0.95
1:B:147:LYS:CE	8:U:52:PHE:CE2	2.49	0.94

*Continued on next page...*

*Continued from previous page...*

Atom-1	Atom-2	Interatomic distance (Å)	Clash overlap (Å)
6:S:49:ILE:HD12	6:S:55:ARG:HG2	1.49	0.94
1:A:555:SER:OG	1:A:584:ILE:HG22	1.67	0.94
1:B:452:LEU:C	1:B:495:TYR:HE2	1.49	0.94
1:A:231:ILE:HG22	1:A:233:ILE:HG22	1.46	0.94
1:A:377:PHE:HE2	1:A:379:CYS:SG	1.90	0.94
1:A:903:ALA:CA	1:A:916:LEU:CD2	2.45	0.94
1:A:251:PRO:HG3	6:N:54:LYS:NZ	1.82	0.94
1:B:452:LEU:N	1:B:495:TYR:CE2	2.35	0.94
6:Q:37:TYR:CD2	8:U:109:PHE:HE2	1.84	0.94
7:O:61:ILE:CG2	7:O:65:PHE:HD2	1.81	0.93
6:S:37:TYR:CD1	8:V:109:PHE:CE2	2.56	0.93
1:A:374:PHE:HE1	1:A:377:PHE:HB2	1.31	0.93
1:B:886:TRP:HH2	1:B:904:TYR:CD2	1.84	0.93
7:O:92:GLN:CD	7:O:101:PHE:HE1	1.69	0.93
1:C:147:LYS:HE2	8:V:52:PHE:CZ	2.02	0.93
6:S:37:TYR:CE2	8:V:109:PHE:CE2	2.57	0.92
6:S:37:TYR:CZ	8:V:109:PHE:CD2	2.56	0.92
1:A:559:PHE:HB2	1:A:584:ILE:HD12	1.50	0.92
1:B:916:LEU:CD1	1:B:923:ILE:HD13	1.98	0.92
1:B:470:THR:CG2	4:I:54:ASP:CG	2.37	0.91
1:A:289:VAL:HG23	1:A:306:PHE:HE2	1.32	0.91
1:B:334:ASN:C	1:B:524:VAL:CG1	2.39	0.91
6:S:37:TYR:CE2	8:V:109:PHE:HE2	1.89	0.91
1:A:392:PHE:CD1	1:A:517:LEU:CD2	2.54	0.91
1:A:392:PHE:HD1	1:A:517:LEU:HD21	1.20	0.91
1:A:1048:HIS:NE2	1:A:1051:SER:OG	2.01	0.91
1:B:473:TYR:OH	1:B:489:TYR:HB2	1.69	0.91
1:C:106:PHE:HB3	1:C:235:ILE:HD13	1.51	0.91
1:A:251:PRO:HB2	6:N:54:LYS:HD2	1.51	0.91
1:C:147:LYS:HE3	8:V:52:PHE:CE2	2.06	0.90
1:B:402:ILE:CD1	1:B:407:VAL:HA	2.00	0.90
1:C:581:THR:HG23	1:C:583:GLU:HG2	1.51	0.90
1:C:886:TRP:HH2	1:C:904:TYR:CD2	1.84	0.90
1:A:396:TYR:CD2	1:A:514:SER:OG	2.24	0.90
1:A:900:MET:O	1:A:904:TYR:CD2	2.23	0.90
3:E:39:GLN:CG	3:E:45:LEU:CD2	2.50	0.90
7:O:92:GLN:HG2	7:O:101:PHE:HD1	1.33	0.90
1:A:347:PHE:HE1	1:A:401:VAL:HG22	1.28	0.90
1:B:334:ASN:HA	1:B:524:VAL:H	1.36	0.90
1:B:1044:GLY:HA3	1:B:1064:HIS:HE1	1.30	0.89
1:A:472:ILE:CD1	1:A:483:VAL:C	2.40	0.89

*Continued on next page...*

*Continued from previous page...*

Atom-1	Atom-2	Interatomic distance (Å)	Clash overlap (Å)
1:B:331:ASN:OD1	1:B:523:THR:O	1.88	0.89
1:B:470:THR:CG2	4:I:54:ASP:OD1	2.21	0.89
1:A:402:ILE:HD13	1:A:407:VAL:HG23	1.53	0.89
1:A:902:MET:O	1:A:906:PHE:HD1	1.55	0.89
1:C:473:TYR:CE1	1:C:489:TYR:HB2	2.08	0.89
1:A:902:MET:O	1:A:906:PHE:CD1	2.26	0.88
1:C:336:CYS:CB	1:C:361:CYS:SG	2.60	0.88
1:A:903:ALA:HA	1:A:916:LEU:HD21	1.55	0.88
6:S:37:TYR:CE1	8:V:109:PHE:CE2	2.62	0.88
1:A:210:ILE:CD1	1:A:217:PRO:HD3	2.04	0.88
1:B:452:LEU:N	1:B:495:TYR:CD2	2.42	0.87
1:C:473:TYR:CD2	1:C:491:PRO:HA	2.09	0.87
5:K:48:ILE:HD11	5:K:63:SER:C	1.95	0.87
6:S:37:TYR:CZ	8:V:109:PHE:CE2	2.62	0.87
1:A:565:PHE:CE1	1:A:576:VAL:HG12	2.09	0.87
1:B:334:ASN:O	1:B:524:VAL:HG13	1.74	0.87
1:A:555:SER:HB3	1:A:586:ASP:HB2	1.55	0.87
1:A:106:PHE:HB3	1:A:235:ILE:HD13	1.57	0.87
1:C:147:LYS:CE	8:V:52:PHE:CE2	2.57	0.87
1:B:451:TYR:O	1:B:495:TYR:HD2	1.57	0.87
1:C:289:VAL:HG23	1:C:306:PHE:HE2	1.34	0.87
1:C:912:THR:HG21	1:C:914:ASN:OD1	1.75	0.87
1:A:204:TYR:HE1	1:A:225:PRO:HG3	1.29	0.86
1:A:452:LEU:CD2	1:A:494:SER:HA	2.05	0.86
1:A:396:TYR:HD2	1:A:514:SER:HG	1.14	0.86
1:B:524:VAL:HG22	1:B:525:CYS:H	1.38	0.86
3:L:11:VAL:O	3:L:12:LYS:HD3	1.76	0.86
1:A:402:ILE:HD11	1:A:407:VAL:CG2	1.95	0.86
1:A:800:PHE:CE2	1:A:924:ALA:HA	2.11	0.86
1:A:347:PHE:HE1	1:A:401:VAL:CG2	1.84	0.85
1:A:904:TYR:OH	1:C:1094:VAL:HG11	1.75	0.85
6:S:49:ILE:CD1	6:S:55:ARG:HG2	2.06	0.85
1:A:426:PRO:HB2	1:A:429:PHE:HB2	1.57	0.85
1:B:576:VAL:CG2	1:B:587:ILE:HD11	2.06	0.85
1:B:886:TRP:CH2	1:B:904:TYR:HB3	2.12	0.85
1:C:1102:TRP:CB	1:C:1135:ASN:ND2	2.38	0.85
1:B:1085:GLY:CA	10:Z:1:NAG:H62	2.05	0.85
9:R:38:ARG:HB3	9:R:94:TYR:CD1	2.11	0.85
1:A:204:TYR:CE1	1:A:225:PRO:CG	2.55	0.84
1:C:912:THR:CG2	1:C:914:ASN:OD1	2.25	0.84
1:B:1102:TRP:HB2	1:B:1135:ASN:ND2	1.92	0.84

*Continued on next page...*

*Continued from previous page...*

Atom-1	Atom-2	Interatomic distance (Å)	Clash overlap (Å)
1:C:916:LEU:CD1	1:C:923:ILE:HD13	2.06	0.84
1:A:559:PHE:HB2	1:A:584:ILE:HD11	1.60	0.84
1:B:147:LYS:HE3	8:U:52:PHE:CE2	2.13	0.84
8:U:110:ASP:HB3	8:U:111:PRO:HD3	1.60	0.84
1:B:198:ASP:OD1	1:B:200:TYR:CD2	2.32	0.83
1:A:390:LEU:CD2	1:A:392:PHE:CZ	2.57	0.83
1:C:402:ILE:HG23	1:C:406:GLU:CB	2.07	0.83
1:B:251:PRO:CB	6:Q:54:LYS:HD2	2.09	0.83
9:R:94:TYR:CZ	9:R:116:VAL:HG21	2.12	0.83
1:A:1102:TRP:CD1	1:A:1135:ASN:ND2	2.46	0.83
8:V:35:MET:SD	8:V:99:THR:HG22	2.18	0.83
1:B:886:TRP:HH2	1:B:904:TYR:HB3	1.44	0.83
1:B:524:VAL:HG22	1:B:525:CYS:N	1.93	0.82
1:C:94:SER:OG	1:C:96:GLU:HG2	1.79	0.82
6:N:49:ILE:HG23	6:N:54:LYS:O	1.78	0.82
1:A:29:THR:HG21	1:A:266:TYR:HE1	1.43	0.82
1:C:473:TYR:OH	1:C:489:TYR:HB3	1.76	0.82
9:R:94:TYR:CD2	9:R:116:VAL:CG2	2.61	0.82
1:A:278:LYS:HB2	1:A:306:PHE:CE1	2.14	0.82
1:A:961:THR:O	1:A:965:GLN:HG2	1.79	0.82
3:E:105:TYR:CE1	2:H:95:TYR:CZ	2.68	0.82
1:C:370:ASN:HA	3:E:63:LYS:NZ	1.95	0.82
1:A:251:PRO:CG	6:N:54:LYS:NZ	2.43	0.81
1:B:147:LYS:HE2	8:U:52:PHE:CE2	2.11	0.81
1:C:326:ILE:HD11	1:C:534:VAL:CG2	2.11	0.81
6:N:33:TYR:HB3	6:N:51:ASP:CG	1.99	0.81
1:A:916:LEU:HD12	1:A:917:TYR:N	1.96	0.81
1:A:965:GLN:HE21	1:A:965:GLN:HA	1.45	0.80
8:P:35:MET:SD	8:P:99:THR:HG22	2.21	0.80
1:A:903:ALA:CA	1:A:916:LEU:HD22	2.09	0.80
1:C:802:PHE:HD2	1:C:805:ILE:HD11	1.45	0.80
1:A:106:PHE:CE1	1:A:238:PHE:CD1	2.70	0.80
1:A:350:VAL:HA	1:A:400:PHE:HB2	1.63	0.80
1:C:1051:SER:OG	1:C:1064:HIS:CE1	2.35	0.80
7:O:61:ILE:HG23	7:O:65:PHE:CD2	2.16	0.80
1:B:389:ASP:HA	1:B:527:PRO:HB2	1.62	0.80
9:R:94:TYR:HE2	9:R:116:VAL:HG21	1.45	0.79
1:A:816:SER:OG	1:A:819:GLU:CG	2.28	0.79
1:A:402:ILE:HD12	1:A:402:ILE:O	1.82	0.79
8:P:35:MET:CE	8:P:99:THR:HG22	2.12	0.79
1:B:453:TYR:HB3	1:B:495:TYR:OH	1.81	0.79

*Continued on next page...*

*Continued from previous page...*

Atom-1	Atom-2	Interatomic distance (Å)	Clash overlap (Å)
1:A:429:PHE:CE1	1:A:514:SER:HB3	2.18	0.78
8:P:39:ARG:HB2	8:P:47:GLU:HB3	1.66	0.78
1:A:961:THR:HG22	1:A:965:GLN:OE1	1.84	0.78
1:A:816:SER:HG	1:A:819:GLU:HG3	1.46	0.78
8:V:39:ARG:HB2	8:V:47:GLU:HB3	1.66	0.78
1:B:517:LEU:HD12	1:B:517:LEU:O	1.83	0.78
1:C:470:THR:HG23	4:J:54:ASP:CG	2.04	0.78
1:B:723:THR:CB	1:B:1064:HIS:NE2	2.45	0.78
1:C:370:ASN:HD22	3:E:63:LYS:NZ	1.81	0.78
7:O:4:LEU:HD21	7:O:22:CYS:SG	2.23	0.78
1:A:308:VAL:HB	1:A:602:THR:HG23	1.67	0.77
1:A:429:PHE:CE1	1:A:464:PHE:HE2	2.02	0.77
1:C:231:ILE:HG22	1:C:233:ILE:HG22	1.65	0.77
1:A:578:ASP:OD1	1:A:579:PRO:HD2	1.83	0.77
1:A:1103:PHE:CZ	10:M:1:NAG:H61	2.19	0.77
6:Q:37:TYR:CG	8:U:109:PHE:HE2	2.03	0.77
1:A:362:VAL:HG22	1:A:525:CYS:SG	2.25	0.77
1:A:903:ALA:CA	1:A:916:LEU:HD21	2.08	0.77
8:V:7:GLN:NE2	8:V:113:GLY:HA2	1.83	0.77
1:A:543:PHE:HD2	1:A:579:PRO:HD3	1.50	0.77
1:C:869:MET:HB3	1:C:873:TYR:HE2	1.50	0.77
8:U:39:ARG:HB2	8:U:47:GLU:HB3	1.66	0.76
1:C:886:TRP:CH2	1:C:904:TYR:HB3	2.20	0.76
1:A:390:LEU:HD23	1:A:392:PHE:HZ	1.45	0.76
9:R:51:ILE:HG23	9:R:56:SER:HA	1.67	0.76
1:B:452:LEU:CA	1:B:495:TYR:CD2	2.69	0.76
5:K:33:LEU:CD2	5:K:71:PHE:HB3	2.16	0.76
1:A:1100:THR:HB	10:M:1:NAG:HN2	1.51	0.76
5:K:48:ILE:HD13	5:K:64:GLY:HA3	1.68	0.76
1:B:334:ASN:HB2	1:B:522:ALA:CB	2.16	0.76
1:B:402:ILE:HD11	1:B:407:VAL:HA	1.68	0.76
1:C:326:ILE:CD1	1:C:534:VAL:HG23	2.16	0.76
4:I:69:THR:O	4:I:81:LEU:HA	1.86	0.76
1:A:251:PRO:HB3	6:N:54:LYS:HD2	1.67	0.75
1:C:473:TYR:CE2	1:C:490:PHE:O	2.35	0.75
1:A:762:GLN:HA	1:A:765:ARG:HH12	1.51	0.75
1:B:438:SER:OG	1:B:509:ARG:HG3	1.86	0.75
1:B:402:ILE:HD12	1:B:407:VAL:HA	1.67	0.75
1:C:1033:VAL:N	1:C:1051:SER:HB2	2.01	0.75
3:E:39:GLN:OE1	3:E:45:LEU:CD2	2.32	0.75
6:Q:37:TYR:CE2	8:U:109:PHE:HE2	2.05	0.75

*Continued on next page...*

*Continued from previous page...*

Atom-1	Atom-2	Interatomic distance (Å)	Clash overlap (Å)
1:B:1102:TRP:HB2	1:B:1135:ASN:HD21	1.50	0.75
1:C:331:ASN:OD1	1:C:331:ASN:O	2.04	0.75
7:O:92:GLN:CG	7:O:101:PHE:CD1	2.69	0.75
6:Q:37:TYR:CD1	8:U:109:PHE:CE2	2.75	0.75
4:J:69:THR:O	4:J:81:LEU:HA	1.86	0.75
5:T:33:LEU:CD2	5:T:71:PHE:HB3	2.17	0.74
1:A:800:PHE:CD2	1:A:924:ALA:HA	2.23	0.74
1:A:1102:TRP:CG	1:A:1135:ASN:ND2	2.56	0.74
1:C:370:ASN:HA	3:E:63:LYS:HZ1	1.52	0.74
1:A:312:ILE:HD12	1:A:598:ILE:HG12	1.68	0.74
1:C:32:PHE:HD1	1:C:59:PHE:HE1	1.33	0.74
6:Q:37:TYR:CE1	8:U:109:PHE:CE2	2.76	0.74
1:C:902:MET:HB3	1:C:916:LEU:HD21	1.69	0.74
1:C:473:TYR:CE2	1:C:489:TYR:O	2.41	0.74
1:A:392:PHE:HD1	1:A:517:LEU:CD2	1.97	0.74
6:Q:37:TYR:CG	8:U:109:PHE:CE2	2.76	0.74
1:A:347:PHE:CZ	1:A:401:VAL:HG22	2.22	0.73
1:B:379:CYS:SG	1:B:387:LEU:HD23	2.27	0.73
1:A:15:CYS:HB3	1:A:136:CYS:SG	2.28	0.73
1:A:64:TRP:CH2	1:A:214:ARG:HD3	2.23	0.73
1:C:326:ILE:HD11	1:C:534:VAL:HG21	1.70	0.73
6:Q:37:TYR:CZ	8:U:109:PHE:CE2	2.77	0.73
1:A:429:PHE:CE1	1:A:464:PHE:CE2	2.77	0.73
1:A:565:PHE:CE1	1:A:576:VAL:CG1	2.69	0.73
9:R:30:THR:HG22	9:R:74:ASN:ND2	2.03	0.73
1:A:1126:CYS:HA	1:A:1132:ILE:HD11	1.70	0.73
6:Q:37:TYR:CE2	8:U:109:PHE:CE2	2.77	0.73
1:C:473:TYR:CE2	1:C:490:PHE:C	2.62	0.73
9:R:38:ARG:HB3	9:R:94:TYR:HD1	1.53	0.73
1:A:1090:PRO:HA	1:A:1120:THR:HG22	1.69	0.72
1:C:473:TYR:HE2	1:C:490:PHE:C	1.92	0.72
1:C:473:TYR:HD2	1:C:491:PRO:CA	2.03	0.72
1:B:350:VAL:HG12	1:B:495:TYR:HH	1.50	0.72
1:B:470:THR:HG23	4:I:54:ASP:OD1	1.87	0.72
6:Q:37:TYR:CZ	8:U:109:PHE:CD2	2.76	0.72
1:B:524:VAL:CG2	1:B:525:CYS:H	2.02	0.72
1:B:723:THR:CB	1:B:1064:HIS:CE1	2.72	0.72
8:P:115:GLY:O	8:P:116:THR:HG23	1.89	0.72
1:A:444:LYS:HG2	1:A:446:GLY:H	1.54	0.72
1:A:1096:VAL:HG11	1:A:1105:THR:CG2	2.19	0.72
1:C:198:ASP:OD1	1:C:200:TYR:CD2	2.43	0.72

*Continued on next page...*



*Continued from previous page...*

Atom-1	Atom-2	Interatomic distance (Å)	Clash overlap (Å)
1:A:802:PHE:CD2	1:A:805:ILE:HD11	2.25	0.72
1:A:1048:HIS:CE1	1:A:1050:MET:O	2.43	0.71
1:A:802:PHE:HD2	1:A:805:ILE:HD11	1.54	0.71
1:A:1103:PHE:HZ	10:M:1:NAG:H61	1.54	0.71
1:C:886:TRP:HH2	1:C:904:TYR:HB3	1.55	0.71
1:C:802:PHE:CD2	1:C:805:ILE:HD11	2.25	0.71
1:A:762:GLN:HA	1:A:765:ARG:NH1	2.05	0.71
1:A:1048:HIS:CE1	1:A:1064:HIS:CB	2.72	0.71
1:C:473:TYR:CD2	1:C:491:PRO:CA	2.73	0.71
7:O:4:LEU:HD12	7:O:23:ARG:C	2.09	0.71
1:A:422:ASN:HB3	1:A:454:ARG:H	1.55	0.71
1:B:22:THR:HG23	1:B:24:LEU:HG	1.73	0.71
8:U:35:MET:SD	8:U:99:THR:HG22	2.30	0.71
1:A:741:TYR:CZ	1:A:962:LEU:HD11	2.25	0.70
1:B:1141:LEU:HD21	1:C:1144:GLU:HG3	1.72	0.70
1:C:178:ASP:HB3	1:C:190:ARG:HH22	1.56	0.70
8:U:35:MET:HE2	8:U:99:THR:HG22	1.69	0.70
1:C:1051:SER:OG	1:C:1064:HIS:ND1	2.24	0.70
7:O:20:LEU:H	7:O:76:LEU:HB3	1.56	0.70
1:A:1048:HIS:HE1	1:A:1064:HIS:HA	1.56	0.70
1:B:231:ILE:HG22	1:B:233:ILE:HG22	1.73	0.70
1:C:424:LYS:HB3	1:C:463:PRO:HA	1.72	0.70
8:U:68:ARG:NH1	8:U:86:SER:O	2.24	0.70
8:V:68:ARG:NH1	8:V:86:SER:O	2.24	0.70
1:B:358:ILE:HB	1:B:395:VAL:HB	1.71	0.70
1:C:1052:PHE:O	1:C:1062:PHE:HA	1.92	0.70
5:K:33:LEU:CD2	5:K:71:PHE:CB	2.69	0.70
8:P:8:SER:HB2	8:P:21:VAL:HG13	1.73	0.70
8:P:68:ARG:NH1	8:P:86:SER:O	2.24	0.70
6:Q:28:ASN:OD1	6:Q:29:ILE:N	2.24	0.70
1:A:126:VAL:HB	1:A:174:PRO:HA	1.74	0.70
1:C:251:PRO:CB	6:S:54:LYS:HD2	2.21	0.70
1:C:350:VAL:HG21	1:C:402:ILE:HD11	1.73	0.70
1:C:473:TYR:CD2	1:C:489:TYR:O	2.44	0.70
6:S:28:ASN:OD1	6:S:29:ILE:N	2.24	0.70
8:U:39:ARG:N	8:U:47:GLU:O	2.25	0.70
1:C:147:LYS:CE	8:V:52:PHE:CZ	2.74	0.70
1:A:518:LEU:HD21	1:A:567:ARG:HH12	1.55	0.70
1:C:403:ARG:HE	1:C:505:TYR:HA	1.57	0.70
1:B:886:TRP:HH2	1:B:904:TYR:CB	2.04	0.69
1:C:770:ILE:HD13	1:C:1011:GLN:HG2	1.74	0.69

*Continued on next page...*

*Continued from previous page...*

Atom-1	Atom-2	Interatomic distance (Å)	Clash overlap (Å)
3:L:6:GLN:HE22	3:L:95:TYR:HA	1.56	0.69
1:B:452:LEU:C	1:B:495:TYR:CZ	2.64	0.69
1:C:94:SER:OG	1:C:96:GLU:CG	2.40	0.69
8:V:39:ARG:N	8:V:47:GLU:O	2.25	0.69
1:B:452:LEU:N	1:B:495:TYR:HE2	1.80	0.69
8:U:21:VAL:HB	8:U:82:MET:HB3	1.75	0.69
1:B:1044:GLY:CA	1:B:1064:HIS:NE2	2.49	0.69
1:A:392:PHE:CE1	1:A:517:LEU:HD21	2.26	0.69
1:C:251:PRO:HG3	6:S:54:LYS:HD2	1.75	0.69
5:K:48:ILE:HD13	5:K:64:GLY:N	2.07	0.69
6:N:28:ASN:OD1	6:N:29:ILE:N	2.24	0.69
1:A:1012:LEU:HB3	1:C:1013:ILE:HD13	1.74	0.69
8:P:97:CYS:HB3	8:P:113:GLY:HA3	1.75	0.69
8:V:21:VAL:HB	8:V:82:MET:HB3	1.75	0.69
8:P:39:ARG:N	8:P:47:GLU:O	2.25	0.69
8:V:87:LEU:HD22	8:V:120:VAL:HG12	1.75	0.69
1:A:555:SER:HB3	1:A:586:ASP:CB	2.21	0.68
1:C:106:PHE:CB	1:C:235:ILE:HD13	2.22	0.68
1:C:1102:TRP:CB	1:C:1135:ASN:HD22	2.05	0.68
1:B:402:ILE:HD11	1:B:407:VAL:HG23	1.76	0.68
7:O:61:ILE:CG2	7:O:65:PHE:CD2	2.71	0.68
3:E:39:GLN:CB	3:E:45:LEU:HD23	2.23	0.68
1:A:354:ASN:O	1:A:398:ASP:HA	1.92	0.68
1:A:881:THR:O	1:A:901:GLN:NE2	2.26	0.68
1:A:965:GLN:HE21	1:A:965:GLN:CA	2.05	0.68
1:A:308:VAL:HB	1:A:602:THR:CG2	2.24	0.68
5:T:33:LEU:CD2	5:T:71:PHE:CB	2.71	0.68
1:C:336:CYS:HA	1:C:361:CYS:SG	2.34	0.68
3:L:11:VAL:O	3:L:12:LYS:CD	2.41	0.68
9:R:94:TYR:HE2	9:R:116:VAL:CG2	2.03	0.68
1:B:610:VAL:HG12	1:B:612:TYR:CE1	2.28	0.68
1:C:198:ASP:OD1	1:C:200:TYR:HD2	1.77	0.68
6:Q:37:TYR:CD2	8:U:109:PHE:CE2	2.76	0.68
8:P:53:ASP:HB2	8:P:60:MET:HG2	1.76	0.67
1:B:470:THR:HG23	4:I:54:ASP:CB	2.24	0.67
1:C:1053:PRO:HA	1:C:1061:VAL:O	1.93	0.67
1:A:559:PHE:CB	1:A:584:ILE:HD12	2.23	0.67
6:N:37:TYR:HD1	6:N:47:LEU:HA	1.60	0.67
6:S:37:TYR:CE2	8:V:109:PHE:CD2	2.82	0.67
8:U:94:VAL:CG2	8:U:117:LEU:HG	2.23	0.67
1:A:472:ILE:HD12	1:A:483:VAL:C	2.14	0.67

*Continued on next page...*

*Continued from previous page...*

Atom-1	Atom-2	Interatomic distance (Å)	Clash overlap (Å)
8:P:21:VAL:HB	8:P:82:MET:HB3	1.75	0.67
1:B:453:TYR:CB	1:B:495:TYR:CZ	2.70	0.67
1:A:967:SER:O	1:A:975:SER:HB3	1.93	0.67
1:B:106:PHE:HB3	1:B:235:ILE:HG21	1.76	0.67
8:P:87:LEU:HD22	8:P:120:VAL:HG12	1.76	0.66
1:A:29:THR:HG21	1:A:266:TYR:CE1	2.30	0.66
1:A:178:ASP:HB3	1:A:190:ARG:HH22	1.60	0.66
8:P:8:SER:N	8:P:116:THR:HG21	2.11	0.66
3:L:39:GLN:HB2	3:L:45:LEU:HD23	1.77	0.66
8:U:8:SER:H	8:U:116:THR:HG21	1.59	0.66
1:C:32:PHE:CD1	1:C:59:PHE:CE1	2.75	0.66
7:O:49:LEU:HD22	9:R:108:ASP:OD1	1.96	0.66
8:V:53:ASP:HB2	8:V:60:MET:HG2	1.76	0.66
1:B:335:LEU:O	1:B:336:CYS:SG	2.54	0.66
1:B:578:ASP:OD1	1:B:579:PRO:HD2	1.96	0.66
1:C:819:GLU:HA	1:C:822:LEU:HD12	1.78	0.66
5:K:48:ILE:CD1	5:K:63:SER:C	2.64	0.66
9:R:38:ARG:HB3	9:R:94:TYR:CE1	2.31	0.66
6:N:34:VAL:O	6:N:51:ASP:N	2.28	0.66
7:O:93:GLN:HB2	7:O:99:ARG:O	1.96	0.66
1:A:1096:VAL:CG1	1:A:1105:THR:HG22	2.26	0.66
3:E:39:GLN:HB2	3:E:45:LEU:CD2	2.26	0.65
8:U:53:ASP:HB2	8:U:60:MET:HG2	1.76	0.65
9:R:106:THR:O	9:R:107:VAL:HG23	1.96	0.65
1:A:310:LYS:HE3	1:A:663:ASP:OD2	1.96	0.65
1:A:800:PHE:CE2	1:A:924:ALA:CA	2.79	0.65
1:A:901:GLN:HA	1:A:904:TYR:HD2	1.61	0.65
6:S:86:ASP:HB2	6:S:106:LYS:HG2	1.79	0.65
1:A:977:LEU:HD13	1:A:1000:ARG:HH12	1.61	0.65
1:B:878:LEU:HD12	1:B:1052:PHE:HD2	1.61	0.65
3:E:20:ILE:HG22	3:E:21:SER:N	2.12	0.65
6:N:19:THR:HG22	6:N:76:ILE:H	1.61	0.65
6:Q:19:THR:HG22	6:Q:76:ILE:H	1.61	0.65
6:Q:86:ASP:HB2	6:Q:106:LYS:HG2	1.79	0.65
1:A:878:LEU:CD1	1:A:1052:PHE:CD2	2.80	0.64
1:B:752:LEU:HD11	1:B:990:GLU:HG2	1.79	0.64
1:B:886:TRP:HH2	1:B:904:TYR:CG	2.14	0.64
1:C:376:THR:HB	1:C:435:ALA:HB3	1.79	0.64
5:K:33:LEU:HD22	5:K:71:PHE:CB	2.27	0.64
1:B:546:LEU:C	1:B:546:LEU:HD23	2.17	0.64
6:Q:39:GLN:NE2	6:Q:43:THR:O	2.30	0.64

*Continued on next page...*

*Continued from previous page...*

Atom-1	Atom-2	Interatomic distance (Å)	Clash overlap (Å)
9:R:34:MET:HB3	9:R:79:LEU:HD22	1.78	0.64
1:B:524:VAL:CG2	1:B:525:CYS:N	2.60	0.64
2:H:34:TRP:O	2:H:46:LEU:N	2.29	0.64
6:N:86:ASP:HB2	6:N:106:LYS:HG2	1.79	0.64
6:S:39:GLN:NE2	6:S:43:THR:O	2.30	0.64
6:S:19:THR:HG22	6:S:76:ILE:H	1.61	0.64
5:T:33:LEU:HD22	5:T:71:PHE:CB	2.28	0.64
8:U:110:ASP:HB3	8:U:111:PRO:CD	2.27	0.64
1:C:353:TRP:HB3	1:C:400:PHE:HB3	1.79	0.64
9:R:106:THR:O	9:R:107:VAL:CG2	2.45	0.64
1:B:212:LEU:HD23	1:B:215:ASP:HB2	1.80	0.64
1:C:289:VAL:CG2	1:C:306:PHE:CE2	2.77	0.64
1:C:886:TRP:HH2	1:C:904:TYR:CG	2.14	0.64
1:B:544:ASN:HD21	1:B:564:GLN:HG3	1.63	0.64
1:C:470:THR:HG23	4:J:54:ASP:OD1	1.98	0.64
8:P:35:MET:HE2	8:P:99:THR:HG22	1.80	0.64
6:S:37:TYR:CZ	8:V:109:PHE:HD2	2.15	0.64
4:I:20:LEU:O	4:I:80:TYR:HA	1.98	0.64
1:A:578:ASP:OD1	1:A:579:PRO:CD	2.46	0.63
1:B:308:VAL:HB	1:B:602:THR:HG23	1.78	0.63
1:C:251:PRO:CG	6:S:54:LYS:HD2	2.26	0.63
1:A:331:ASN:OD1	1:A:331:ASN:O	2.16	0.63
1:B:759:PHE:HD1	1:B:1001:LEU:HD21	1.63	0.63
1:C:326:ILE:HD12	1:C:534:VAL:HG23	1.79	0.63
1:C:402:ILE:CD1	1:C:410:ILE:HD12	2.29	0.63
1:C:886:TRP:HH2	1:C:904:TYR:CB	2.11	0.63
2:D:34:TRP:O	2:D:46:LEU:N	2.29	0.63
6:N:39:GLN:NE2	6:N:43:THR:O	2.30	0.63
1:B:723:THR:HB	1:B:1064:HIS:CD2	2.33	0.63
1:A:570:ALA:HB2	1:B:963:VAL:HG13	1.81	0.63
1:B:470:THR:HG21	4:I:54:ASP:OD1	1.97	0.63
1:B:533:LEU:HD21	1:B:585:LEU:CD1	2.28	0.63
4:J:20:LEU:O	4:J:80:TYR:HA	1.98	0.63
1:B:106:PHE:CB	1:B:235:ILE:HD13	2.29	0.63
7:O:22:CYS:O	7:O:73:ASP:HA	1.98	0.63
1:A:819:GLU:HA	1:A:822:LEU:HD12	1.81	0.63
1:C:470:THR:HG21	4:J:31:SER:HA	1.81	0.63
1:B:452:LEU:O	1:B:495:TYR:CZ	2.51	0.63
1:B:989:ALA:O	1:B:993:ILE:HG13	1.99	0.63
1:A:410:ILE:HG22	1:A:425:LEU:HG	1.81	0.63
1:A:704:SER:HB3	1:B:790:LYS:HE3	1.80	0.63

*Continued on next page...*

*Continued from previous page...*

Atom-1	Atom-2	Interatomic distance (Å)	Clash overlap (Å)
1:B:528:LYS:HE2	1:B:579:PRO:HB2	1.81	0.63
7:O:4:LEU:HD21	7:O:91:CYS:SG	2.39	0.63
1:A:204:TYR:CD1	1:A:225:PRO:HG3	2.31	0.62
1:A:967:SER:O	1:A:975:SER:CB	2.46	0.62
1:B:1102:TRP:CD1	1:B:1135:ASN:ND2	2.67	0.62
1:C:115:GLN:HB2	1:C:233:ILE:HG21	1.81	0.62
3:E:6:GLN:HE22	3:E:95:TYR:HA	1.63	0.62
8:P:34:ALA:HB1	8:P:52:PHE:HB3	1.81	0.62
1:B:204:TYR:HB3	1:B:223:LEU:HB3	1.80	0.62
1:C:204:TYR:HB3	1:C:223:LEU:HB3	1.80	0.62
1:C:1043:CYS:SG	1:C:1064:HIS:CE1	2.92	0.62
1:C:1141:LEU:HG	1:C:1145:LEU:HD11	1.80	0.62
8:P:8:SER:H	8:P:116:THR:HG21	1.64	0.62
1:A:106:PHE:CE1	1:A:238:PHE:HD1	2.14	0.62
1:A:429:PHE:HE1	1:A:514:SER:HB3	1.60	0.62
1:A:518:LEU:HD21	1:A:567:ARG:NH1	2.13	0.62
1:A:555:SER:CB	1:A:586:ASP:HB2	2.26	0.62
1:B:453:TYR:CB	1:B:495:TYR:OH	2.48	0.62
1:C:902:MET:CB	1:C:916:LEU:HD21	2.28	0.62
8:U:34:ALA:HB1	8:U:52:PHE:HB3	1.81	0.62
8:U:92:THR:HA	8:U:118:VAL:HG23	1.80	0.62
8:V:34:ALA:HB1	8:V:52:PHE:HB3	1.81	0.62
1:A:429:PHE:CZ	1:A:514:SER:HB3	2.35	0.62
1:B:886:TRP:CH2	1:B:904:TYR:CB	2.80	0.62
9:R:51:ILE:HG21	9:R:72:ARG:HG3	1.80	0.62
8:U:98:ALA:HB1	8:U:109:PHE:HB2	1.82	0.62
5:K:48:ILE:CD1	5:K:64:GLY:N	2.62	0.62
6:N:33:TYR:HB3	6:N:51:ASP:OD1	1.99	0.62
1:A:426:PRO:CB	1:A:429:PHE:HB2	2.29	0.62
1:A:1096:VAL:CG1	1:A:1105:THR:CG2	2.78	0.62
1:B:251:PRO:HG3	6:Q:54:LYS:NZ	2.14	0.62
6:S:38:GLN:O	6:S:46:LYS:N	2.25	0.62
8:V:35:MET:CE	8:V:99:THR:HG22	2.29	0.62
8:U:68:ARG:NH2	8:U:91:ASP:OD2	2.33	0.62
1:A:210:ILE:HD11	1:A:215:ASP:O	2.00	0.62
1:A:565:PHE:HD1	1:A:576:VAL:HG12	0.81	0.62
1:A:878:LEU:CD1	1:A:1052:PHE:HD2	2.12	0.62
1:B:452:LEU:CA	1:B:495:TYR:HE2	1.94	0.62
1:A:472:ILE:CD1	1:A:484:GLU:N	2.63	0.61
1:A:391:CYS:SG	1:A:525:CYS:HA	2.40	0.61
1:B:699:LEU:HD22	1:C:873:TYR:CZ	2.35	0.61

*Continued on next page...*

*Continued from previous page...*

Atom-1	Atom-2	Interatomic distance (Å)	Clash overlap (Å)
1:C:326:ILE:CD1	1:C:534:VAL:CG2	2.77	0.61
1:A:555:SER:HB3	1:A:586:ASP:CA	2.30	0.61
1:C:1051:SER:CB	1:C:1064:HIS:CE1	2.84	0.61
1:A:878:LEU:HD12	1:A:1052:PHE:HD2	1.64	0.61
1:B:453:TYR:N	1:B:495:TYR:CE2	2.66	0.61
8:P:96:TYR:HA	8:P:115:GLY:HA2	1.82	0.61
6:N:17:LYS:HG3	6:N:77:THR:HG22	1.83	0.61
1:B:961:THR:O	1:B:965:GLN:HG2	2.00	0.61
8:P:87:LEU:HD13	8:P:120:VAL:HA	1.82	0.61
1:B:244:LEU:HD13	1:B:259:THR:H	1.66	0.61
1:C:94:SER:CB	1:C:96:GLU:HG2	2.31	0.61
1:A:296:LEU:HB2	1:A:608:VAL:CG2	2.31	0.61
1:A:741:TYR:CZ	1:A:962:LEU:CD1	2.84	0.61
7:O:10:LEU:HD12	7:O:20:LEU:HD23	1.81	0.61
7:O:92:GLN:CG	7:O:101:PHE:HD1	2.10	0.61
7:O:100:ILE:CG2	7:O:101:PHE:H	2.14	0.61
1:A:429:PHE:CE1	1:A:514:SER:CB	2.84	0.61
6:Q:99:VAL:HB	8:U:48:TRP:CG	2.36	0.61
1:B:335:LEU:HB2	1:B:524:VAL:CG1	2.18	0.60
1:B:251:PRO:HB3	6:Q:54:LYS:HD2	1.83	0.60
3:E:73:ASP:HB3	3:E:76:THR:HG22	1.83	0.60
1:A:916:LEU:HD11	1:A:917:TYR:CE1	2.36	0.60
1:A:1142:GLN:N	1:A:1143:PRO:HD2	2.17	0.60
1:B:1102:TRP:CB	1:B:1135:ASN:ND2	2.64	0.60
1:C:126:VAL:HB	1:C:174:PRO:HA	1.83	0.60
1:B:573:THR:HG22	1:B:587:ILE:HD12	1.83	0.60
8:V:7:GLN:HG3	8:V:23:CYS:SG	2.40	0.60
1:A:900:MET:O	1:A:904:TYR:HD2	1.84	0.60
1:B:559:PHE:HB3	1:B:584:ILE:HG21	1.83	0.60
1:C:497:PHE:HB3	1:C:507:PRO:HD3	1.82	0.60
6:S:17:LYS:HG3	6:S:77:THR:HG22	1.83	0.60
1:C:350:VAL:CG2	1:C:402:ILE:HD11	2.31	0.60
1:C:916:LEU:CD1	1:C:923:ILE:HD12	2.20	0.60
6:N:36:TRP:CH2	6:N:89:CYS:HB3	2.37	0.60
2:H:21:THR:HG22	2:H:71:THR:HG22	1.82	0.60
6:Q:36:TRP:CH2	6:Q:89:CYS:HB3	2.37	0.60
6:S:37:TYR:HD1	6:S:47:LEU:HA	1.67	0.60
8:V:13:LYS:H	8:V:119:THR:HB	1.67	0.60
1:C:912:THR:HG22	1:C:914:ASN:OD1	2.00	0.60
6:N:99:VAL:HB	8:P:48:TRP:CG	2.36	0.60
6:S:99:VAL:HB	8:V:48:TRP:CG	2.36	0.60

*Continued on next page...*

*Continued from previous page...*

Atom-1	Atom-2	Interatomic distance (Å)	Clash overlap (Å)
1:B:708:SER:HB3	1:B:711:SER:HB3	1.84	0.60
1:C:350:VAL:HA	1:C:400:PHE:HB2	1.82	0.60
1:B:800:PHE:CE2	1:B:924:ALA:N	2.69	0.59
1:C:708:SER:HB3	1:C:711:SER:HB3	1.84	0.59
1:C:1052:PHE:HB2	1:C:1063:LEU:HB2	1.82	0.59
1:C:886:TRP:CH2	1:C:904:TYR:CB	2.85	0.59
5:K:48:ILE:CD1	5:K:64:GLY:CA	2.73	0.59
8:P:99:THR:O	8:P:110:ASP:OD1	2.20	0.59
1:A:402:ILE:HG21	1:A:410:ILE:HD11	1.82	0.59
1:B:723:THR:CG2	1:B:1064:HIS:HE2	2.15	0.59
1:B:800:PHE:CZ	1:B:924:ALA:HB2	2.37	0.59
5:K:33:LEU:HD22	5:K:71:PHE:CG	2.38	0.59
1:A:291:CYS:HB2	1:A:301:CYS:SG	2.42	0.59
1:A:1096:VAL:HG11	1:A:1105:THR:HG21	1.84	0.59
1:B:106:PHE:HB3	1:B:235:ILE:HD13	1.84	0.59
1:B:251:PRO:HG3	6:Q:54:LYS:HZ2	1.66	0.59
1:B:1064:HIS:ND1	1:B:1066:THR:HG23	2.17	0.59
3:E:105:TYR:CZ	2:H:95:TYR:OH	2.53	0.59
7:O:92:GLN:CD	7:O:101:PHE:CD1	2.74	0.59
6:Q:37:TYR:HD1	6:Q:47:LEU:HA	1.67	0.59
1:A:472:ILE:HG22	1:A:480:CYS:SG	2.41	0.59
1:A:574:ASP:O	1:A:587:ILE:CB	2.39	0.59
1:A:805:ILE:HD12	1:A:878:LEU:HD11	1.82	0.59
1:A:1100:THR:CB	10:M:1:NAG:HN2	2.14	0.59
1:B:105:ILE:HG22	1:B:118:LEU:HD13	1.84	0.59
6:S:36:TRP:CH2	6:S:89:CYS:HB3	2.37	0.59
1:A:555:SER:HB3	1:A:586:ASP:N	2.18	0.59
4:I:7:SER:HB3	4:I:21:SER:HB3	1.85	0.59
6:Q:17:LYS:HG3	6:Q:77:THR:HG22	1.83	0.59
6:Q:99:VAL:HB	8:U:48:TRP:CD2	2.38	0.59
1:A:1090:PRO:HD3	1:A:1095:PHE:CE1	2.37	0.59
1:B:878:LEU:HD12	1:B:1052:PHE:CD2	2.37	0.59
1:C:555:SER:HB3	1:C:584:ILE:HB	1.84	0.59
4:J:7:SER:HB3	4:J:21:SER:HB3	1.85	0.59
3:L:51:ILE:HD11	3:L:72:ALA:HB2	1.84	0.59
1:B:965:GLN:HG3	1:B:1003:SER:OG	2.01	0.59
1:C:38:TYR:CE1	1:C:285:ILE:HG13	2.37	0.59
6:Q:38:GLN:O	6:Q:46:LYS:N	2.25	0.59
3:E:47:TRP:HZ2	3:E:50:TYR:HD1	1.50	0.59
1:A:384:PRO:HA	1:A:387:LEU:HD12	1.85	0.59
1:B:819:GLU:HA	1:B:822:LEU:HD12	1.84	0.59

*Continued on next page...*

*Continued from previous page...*

Atom-1	Atom-2	Interatomic distance (Å)	Clash overlap (Å)
1:B:1126:CYS:HA	1:B:1132:ILE:HD13	1.84	0.59
1:A:291:CYS:CB	1:A:301:CYS:HG	2.15	0.58
1:A:741:TYR:CE1	1:A:962:LEU:HG	2.37	0.58
1:B:1013:ILE:HD13	1:C:1012:LEU:HB3	1.85	0.58
5:T:33:LEU:HD22	5:T:71:PHE:CG	2.38	0.58
1:A:517:LEU:HD13	1:B:983:ARG:HG2	1.84	0.58
1:A:906:PHE:CD1	1:A:916:LEU:HD22	2.38	0.58
1:A:1096:VAL:HG13	1:A:1105:THR:HG22	1.85	0.58
1:C:106:PHE:HB3	1:C:235:ILE:HG21	1.86	0.58
6:N:99:VAL:HB	8:P:48:TRP:CD2	2.38	0.58
3:E:105:TYR:HE1	2:H:95:TYR:CZ	2.21	0.58
1:B:902:MET:HB3	1:B:916:LEU:HD21	1.84	0.58
1:B:1043:CYS:O	1:B:1064:HIS:ND1	2.36	0.58
1:C:38:TYR:CD1	1:C:285:ILE:HG13	2.37	0.58
1:C:296:LEU:HB2	1:C:608:VAL:HG11	1.84	0.58
1:A:251:PRO:CG	6:N:54:LYS:HZ3	2.14	0.58
1:B:251:PRO:HB2	6:Q:54:LYS:HD2	1.86	0.58
8:U:92:THR:HB	8:U:120:VAL:HG13	1.84	0.58
8:V:36:HIS:HA	8:V:51:GLY:HA2	1.86	0.58
1:A:336:CYS:HB3	1:A:358:ILE:HG21	1.85	0.58
1:B:402:ILE:HD12	1:B:407:VAL:CA	2.33	0.58
1:A:412:PRO:HB3	1:A:426:PRO:O	2.03	0.58
1:B:533:LEU:HD13	1:B:543:PHE:HZ	1.68	0.58
8:U:36:HIS:HA	8:U:51:GLY:HA2	1.86	0.58
1:A:389:ASP:HA	1:A:528:LYS:HD3	1.85	0.58
1:A:409:GLN:HB3	1:A:416:GLY:HA3	1.86	0.58
1:B:147:LYS:NZ	8:U:34:ALA:HB2	2.19	0.58
1:C:299:THR:HA	1:C:315:THR:HG21	1.86	0.58
1:C:350:VAL:HG22	1:C:422:ASN:HB3	1.85	0.58
3:E:87:ARG:H	3:E:90:ASP:HB2	1.67	0.58
1:B:965:GLN:HE21	1:B:965:GLN:HA	1.68	0.58
9:R:22:CYS:HB3	9:R:79:LEU:HB3	1.85	0.58
6:S:37:TYR:CE1	8:V:109:PHE:CD2	2.91	0.58
8:V:87:LEU:HD13	8:V:120:VAL:HA	1.85	0.58
1:C:336:CYS:CA	1:C:361:CYS:SG	2.91	0.57
4:I:19:ARG:HA	4:I:82:GLN:HA	1.86	0.57
4:J:19:ARG:HA	4:J:82:GLN:HA	1.86	0.57
6:S:99:VAL:HB	8:V:48:TRP:CD2	2.38	0.57
1:A:251:PRO:HG2	6:N:54:LYS:HZ3	1.69	0.57
3:E:39:GLN:CB	3:E:45:LEU:CD2	2.81	0.57
3:L:47:TRP:CH2	3:L:50:TYR:CD2	2.88	0.57

*Continued on next page...*



*Continued from previous page...*

Atom-1	Atom-2	Interatomic distance (Å)	Clash overlap (Å)
9:R:38:ARG:HB2	9:R:92:ALA:HB3	1.85	0.57
8:U:89:SER:OG	8:U:90:GLU:OE1	2.22	0.57
8:V:7:GLN:HE21	8:V:97:CYS:CB	2.16	0.57
1:A:673:SER:HB3	1:A:695:TYR:OH	2.05	0.57
1:B:115:GLN:HB2	1:B:233:ILE:HG21	1.86	0.57
1:C:472:ILE:HA	1:C:491:PRO:HD3	1.84	0.57
1:B:105:ILE:CG2	1:B:118:LEU:HD13	2.35	0.57
8:P:36:HIS:HA	8:P:51:GLY:HA2	1.86	0.57
1:A:358:ILE:CG2	1:A:361:CYS:SG	2.92	0.57
1:C:802:PHE:HD2	1:C:805:ILE:CD1	2.16	0.57
1:C:856:ASN:HB2	1:C:858:LEU:HD13	1.87	0.57
7:O:13:SER:N	7:O:16:GLU:OE1	2.37	0.57
9:R:98:ARG:HH22	9:R:100:ARG:HG3	1.68	0.57
8:U:39:ARG:NH2	8:U:91:ASP:HA	2.18	0.57
8:U:87:LEU:HD13	8:U:120:VAL:HA	1.85	0.57
1:B:299:THR:HA	1:B:315:THR:HG21	1.87	0.57
1:B:412:PRO:HD2	3:L:55:ASN:ND2	2.20	0.57
1:B:1142:GLN:N	1:B:1143:PRO:HD2	2.19	0.57
3:L:76:THR:HG23	3:L:78:THR:H	1.70	0.57
1:A:390:LEU:HD21	1:A:392:PHE:CE1	2.39	0.57
4:J:104:ASN:HB3	4:J:106:LYS:HG2	1.87	0.57
1:C:598:ILE:HG23	1:C:664:ILE:HG21	1.87	0.57
3:E:76:THR:HG23	3:E:78:THR:H	1.70	0.57
4:I:2:GLN:N	4:I:25:SER:O	2.38	0.57
7:O:100:ILE:CG2	7:O:101:PHE:N	2.68	0.57
1:B:804:GLN:O	1:B:816:SER:OG	2.22	0.57
7:O:86:PHE:HB2	7:O:107:VAL:HB	1.87	0.57
1:A:543:PHE:CD2	1:A:579:PRO:HD3	2.35	0.56
1:B:105:ILE:HG22	1:B:118:LEU:CD1	2.35	0.56
1:C:715:PRO:HA	1:C:1072:GLU:HA	1.87	0.56
1:C:1102:TRP:CG	1:C:1135:ASN:ND2	2.72	0.56
9:R:14:PRO:HG3	9:R:118:VAL:HG12	1.85	0.56
8:U:99:THR:OG1	8:U:111:PRO:HD2	2.05	0.56
1:A:289:VAL:CG2	1:A:306:PHE:CE2	2.84	0.56
1:A:394:ASN:HB2	1:A:516:GLU:H	1.70	0.56
4:I:104:ASN:HB3	4:I:106:LYS:HG2	1.87	0.56
1:A:1035:GLY:HA3	1:C:1040:VAL:HG21	1.86	0.56
1:B:544:ASN:ND2	1:B:564:GLN:HG3	2.21	0.56
1:C:276:LEU:HB2	1:C:289:VAL:HB	1.87	0.56
1:C:448:ASN:HB3	1:C:497:PHE:HB2	1.86	0.56
1:C:1032:CYS:HB3	1:C:1051:SER:CB	2.34	0.56

*Continued on next page...*

*Continued from previous page...*

Atom-1	Atom-2	Interatomic distance (Å)	Clash overlap (Å)
1:C:1043:CYS:HB3	1:C:1064:HIS:CG	2.41	0.56
8:P:115:GLY:O	8:P:116:THR:CG2	2.52	0.56
1:A:139:PRO:HB2	1:A:159:VAL:HG13	1.87	0.56
4:J:2:GLN:N	4:J:25:SER:O	2.38	0.56
6:S:86:ASP:OD1	6:S:105:THR:N	2.39	0.56
1:A:393:THR:HG22	1:A:522:ALA:HA	1.86	0.56
1:A:423:TYR:OH	1:A:512:VAL:HG21	2.06	0.56
1:A:443:SER:OG	1:A:507:PRO:HG3	2.05	0.56
1:A:472:ILE:HD13	1:A:483:VAL:C	2.26	0.56
1:A:598:ILE:HG23	1:A:664:ILE:HG21	1.88	0.56
1:C:402:ILE:HG22	1:C:406:GLU:CB	2.32	0.56
1:C:473:TYR:CE2	1:C:489:TYR:C	2.79	0.56
1:A:429:PHE:CD1	1:A:464:PHE:CE2	2.94	0.56
1:A:903:ALA:HB2	1:A:916:LEU:HD21	1.82	0.56
1:B:350:VAL:CG1	1:B:495:TYR:HH	2.11	0.56
1:B:965:GLN:HA	1:B:965:GLN:NE2	2.20	0.56
1:B:1141:LEU:HG	1:B:1145:LEU:HD11	1.87	0.56
2:H:79:ALA:HA	2:H:82:PHE:CE2	2.41	0.56
4:J:91:THR:HG23	4:J:116:THR:HA	1.88	0.56
6:N:86:ASP:OD1	6:N:105:THR:N	2.39	0.56
1:A:406:GLU:HB3	1:A:418:ILE:HG13	1.86	0.56
1:C:1141:LEU:HG	1:C:1145:LEU:CD1	2.35	0.56
3:L:55:ASN:OD1	3:L:55:ASN:O	2.23	0.56
1:A:291:CYS:HA	1:A:297:SER:HB3	1.88	0.56
4:I:91:THR:HG23	4:I:116:THR:HA	1.88	0.56
4:J:47:TRP:HZ2	4:J:50:VAL:HG13	1.71	0.56
1:A:216:LEU:HD12	1:A:216:LEU:H	1.71	0.56
1:A:896:ILE:HD11	1:A:904:TYR:HE2	1.66	0.56
1:B:562:PHE:HE2	1:C:227:VAL:HA	1.70	0.56
1:C:666:ILE:HD11	1:C:672:ALA:HB2	1.86	0.56
1:C:1142:GLN:N	1:C:1143:PRO:HD2	2.21	0.56
2:D:79:ALA:HA	2:D:82:PHE:CE2	2.41	0.56
6:Q:86:ASP:OD1	6:Q:105:THR:N	2.39	0.56
1:A:398:ASP:O	1:A:511:VAL:HA	2.06	0.56
1:B:334:ASN:CA	1:B:524:VAL:CG1	2.84	0.56
1:C:402:ILE:HG21	1:C:406:GLU:CB	2.33	0.56
1:C:408:ARG:HB2	3:E:103:PRO:HD3	1.88	0.56
7:O:97:VAL:HB	7:O:98:PRO:HD2	1.88	0.56
1:B:802:PHE:HE2	1:B:927:PHE:CZ	2.24	0.55
1:B:816:SER:HB3	1:B:819:GLU:HG3	1.87	0.55
1:A:424:LYS:N	1:A:461:LEU:HD23	2.21	0.55

*Continued on next page...*

*Continued from previous page...*

Atom-1	Atom-2	Interatomic distance (Å)	Clash overlap (Å)
1:B:332:ILE:O	1:B:522:ALA:HB3	2.06	0.55
1:B:402:ILE:CD1	1:B:407:VAL:CA	2.82	0.55
1:C:38:TYR:OH	1:C:284:THR:HG23	2.06	0.55
5:K:33:LEU:HD23	5:K:71:PHE:HB3	1.87	0.55
1:A:112:SER:HB3	1:A:134:GLN:HB2	1.88	0.55
1:B:878:LEU:CD1	1:B:1052:PHE:CD2	2.90	0.55
3:E:20:ILE:HD11	3:E:116:VAL:CG2	2.37	0.55
1:A:802:PHE:CE2	1:A:927:PHE:CZ	2.95	0.55
1:A:916:LEU:HD11	1:A:917:TYR:CD1	2.41	0.55
1:B:555:SER:HA	1:B:586:ASP:HB2	1.88	0.55
1:B:802:PHE:CE2	1:B:927:PHE:CZ	2.94	0.55
3:E:20:ILE:CG2	3:E:21:SER:H	2.20	0.55
1:A:103:GLY:HA3	1:A:119:ILE:O	2.06	0.55
1:B:147:LYS:CE	8:U:52:PHE:CD2	2.90	0.55
9:R:38:ARG:CB	9:R:94:TYR:CE1	2.89	0.55
1:A:715:PRO:HA	1:A:1072:GLU:HA	1.88	0.55
1:A:1048:HIS:CE1	1:A:1064:HIS:HA	2.41	0.55
1:C:720:ILE:HG13	1:C:923:ILE:HG23	1.89	0.55
6:N:38:GLN:O	6:N:46:LYS:N	2.40	0.55
8:P:35:MET:CE	8:P:99:THR:CG2	2.82	0.55
8:P:36:HIS:CD2	8:P:100:THR:HG23	2.42	0.55
9:R:94:TYR:CE2	9:R:116:VAL:HG22	2.34	0.55
1:A:231:ILE:CG2	1:A:233:ILE:HG22	2.30	0.55
6:N:60:PRO:HB2	6:N:62:ARG:HG2	1.88	0.55
9:R:38:ARG:CB	9:R:94:TYR:CD1	2.86	0.55
8:V:35:MET:SD	8:V:99:THR:CG2	2.94	0.55
1:B:802:PHE:CD2	1:B:805:ILE:HD11	2.41	0.55
1:C:22:THR:HG23	1:C:24:LEU:HG	1.88	0.55
3:E:20:ILE:CG2	3:E:21:SER:N	2.70	0.55
8:U:2:VAL:HG21	8:U:28:TYR:CD2	2.42	0.55
6:S:38:GLN:HB2	6:S:48:LEU:HD21	1.89	0.55
8:U:2:VAL:HG13	8:U:26:SER:O	2.07	0.55
1:A:93:ALA:HB3	1:A:266:TYR:HB2	1.89	0.55
1:A:472:ILE:HD13	1:A:484:GLU:HA	1.88	0.55
1:A:1048:HIS:CE1	1:A:1051:SER:OG	2.59	0.55
1:B:800:PHE:CE2	1:B:924:ALA:CB	2.90	0.55
1:A:106:PHE:CD1	1:A:238:PHE:HD1	2.25	0.54
1:A:296:LEU:HB2	1:A:608:VAL:HG21	1.88	0.54
1:A:575:ALA:HA	1:A:587:ILE:HG13	1.88	0.54
1:B:451:TYR:O	1:B:495:TYR:CD2	2.49	0.54
9:R:6:GLU:OE1	9:R:114:THR:OG1	2.21	0.54

*Continued on next page...*

*Continued from previous page...*

Atom-1	Atom-2	Interatomic distance (Å)	Clash overlap (Å)
9:R:99:PHE:CD2	9:R:107:VAL:HG22	2.42	0.54
1:A:1072:GLU:HG2	1:B:894:LEU:HD21	1.88	0.54
4:I:47:TRP:HZ2	4:I:50:VAL:HG13	1.71	0.54
7:O:4:LEU:CD1	7:O:23:ARG:C	2.75	0.54
7:O:42:LYS:HB2	7:O:45:GLN:HB3	1.89	0.54
1:B:490:PHE:HE2	1:B:492:LEU:HB2	1.71	0.54
1:C:32:PHE:CD1	1:C:59:PHE:HE1	2.19	0.54
1:C:1052:PHE:O	1:C:1063:LEU:N	2.35	0.54
6:Q:38:GLN:HB2	6:Q:48:LEU:HD21	1.89	0.54
8:V:110:ASP:HB3	8:V:111:PRO:HD2	1.89	0.54
1:A:1038:LYS:HG3	1:C:1038:LYS:HB3	1.88	0.54
1:B:1043:CYS:O	1:B:1064:HIS:CE1	2.60	0.54
8:P:2:VAL:HG13	8:P:26:SER:O	2.07	0.54
1:B:334:ASN:CA	1:B:524:VAL:HG13	2.38	0.54
1:B:543:PHE:HB3	1:B:564:GLN:HE22	1.73	0.54
1:C:350:VAL:HG21	1:C:402:ILE:CD1	2.37	0.54
8:P:2:VAL:HG21	8:P:28:TYR:CD2	2.42	0.54
1:B:328:ARG:NE	1:B:530:SER:OG	2.34	0.54
1:C:287:ASP:OD1	1:C:288:ALA:N	2.41	0.54
8:V:110:ASP:HB3	8:V:111:PRO:CD	2.38	0.54
1:A:597:VAL:HG13	1:A:608:VAL:CG1	2.37	0.54
1:B:1064:HIS:ND1	1:B:1066:THR:CG2	2.71	0.54
1:C:276:LEU:CD2	1:C:300:LYS:HB3	2.37	0.54
7:O:100:ILE:HG22	7:O:101:PHE:N	2.22	0.54
1:B:331:ASN:CG	1:B:523:THR:O	2.46	0.54
1:C:308:VAL:HG11	1:C:599:THR:HG21	1.89	0.54
1:C:1032:CYS:C	1:C:1051:SER:HB2	2.28	0.54
1:C:1032:CYS:CB	1:C:1051:SER:OG	2.28	0.54
4:J:37:VAL:HG12	4:J:47:TRP:HA	1.90	0.54
5:K:48:ILE:HD11	5:K:63:SER:O	2.07	0.54
8:P:110:ASP:CB	8:P:111:PRO:HD3	2.37	0.54
8:V:7:GLN:NE2	8:V:97:CYS:CB	2.71	0.54
1:A:358:ILE:HG22	1:A:361:CYS:SG	2.48	0.54
1:A:389:ASP:OD1	1:A:389:ASP:C	2.46	0.54
1:A:429:PHE:HE1	1:A:514:SER:CB	2.21	0.54
1:B:403:ARG:HE	1:B:505:TYR:HA	1.72	0.54
3:E:39:GLN:HB2	3:E:45:LEU:HD22	1.89	0.54
3:L:47:TRP:CZ2	3:L:50:TYR:CE2	2.89	0.54
1:B:186:PHE:HD2	1:B:209:PRO:HB3	1.72	0.54
1:B:350:VAL:HG22	1:B:422:ASN:HB3	1.90	0.54
3:E:20:ILE:HG22	3:E:21:SER:H	1.71	0.54

*Continued on next page...*

*Continued from previous page...*

Atom-1	Atom-2	Interatomic distance (Å)	Clash overlap (Å)
4:J:62:ASP:HA	4:J:65:LYS:HB2	1.90	0.54
5:K:33:LEU:CD2	5:K:71:PHE:CG	2.91	0.54
5:K:48:ILE:HG21	5:K:51:ALA:HA	1.90	0.54
3:L:6:GLN:H	3:L:112:GLN:NE2	2.06	0.54
5:T:33:LEU:HD23	5:T:71:PHE:HB3	1.89	0.54
1:C:418:ILE:HG23	1:C:422:ASN:HD22	1.72	0.53
1:A:410:ILE:O	1:A:425:LEU:HD12	2.08	0.53
1:B:1141:LEU:O	1:B:1145:LEU:HG	2.08	0.53
5:K:48:ILE:CG2	5:K:51:ALA:HA	2.39	0.53
1:C:473:TYR:CE2	1:C:491:PRO:HA	2.42	0.53
1:C:1141:LEU:O	1:C:1145:LEU:HG	2.09	0.53
5:K:83:PHE:CD1	5:K:104:VAL:HG12	2.42	0.53
8:P:20:ARG:HG2	8:P:83:GLU:HB2	1.90	0.53
5:T:83:PHE:CD1	5:T:104:VAL:HG12	2.42	0.53
1:B:308:VAL:HG11	1:B:599:THR:HG21	1.90	0.53
1:B:610:VAL:CG1	1:B:612:TYR:CE1	2.92	0.53
1:A:296:LEU:HD11	1:A:602:THR:HG22	1.91	0.53
1:C:244:LEU:HD13	1:C:259:THR:H	1.73	0.53
1:A:312:ILE:CD1	1:A:598:ILE:HG12	2.38	0.53
1:A:559:PHE:CG	1:A:584:ILE:HD12	2.44	0.53
1:B:416:GLY:H	1:B:419:ALA:HB3	1.73	0.53
1:B:666:ILE:HD11	1:B:672:ALA:HB2	1.90	0.53
1:B:1102:TRP:CG	1:B:1135:ASN:ND2	2.77	0.53
8:V:20:ARG:HG2	8:V:83:GLU:HB2	1.90	0.53
1:B:103:GLY:HA3	1:B:119:ILE:O	2.08	0.53
1:B:720:ILE:HG13	1:B:923:ILE:HG23	1.90	0.53
1:B:1085:GLY:HA2	10:Z:1:NAG:C6	2.22	0.53
1:C:1033:VAL:CA	1:C:1051:SER:HB2	2.38	0.53
1:A:312:ILE:HD12	1:A:598:ILE:CG1	2.37	0.53
1:A:1140:PRO:O	1:A:1143:PRO:HG2	2.09	0.53
1:C:1126:CYS:HA	1:C:1132:ILE:HD13	1.91	0.53
1:B:336:CYS:H	1:B:362:VAL:HG12	1.73	0.53
6:N:6:GLN:HE21	6:N:104:GLY:H	1.54	0.53
8:U:20:ARG:HG2	8:U:83:GLU:HB2	1.90	0.53
1:A:393:THR:HG21	1:A:520:ALA:O	2.09	0.53
1:B:448:ASN:HB3	1:B:497:PHE:HB2	1.90	0.53
1:C:566:GLY:O	1:C:574:ASP:N	2.42	0.53
1:A:271:GLN:HG3	1:A:272:PRO:HD2	1.91	0.52
1:A:410:ILE:C	1:A:425:LEU:HD12	2.29	0.52
1:B:102:ARG:HB3	1:B:121:ASN:H	1.75	0.52
3:E:104:TYR:CD1	2:H:49:TYR:OH	2.55	0.52

*Continued on next page...*

*Continued from previous page...*

Atom-1	Atom-2	Interatomic distance (Å)	Clash overlap (Å)
4:I:11:VAL:HA	4:I:116:THR:HB	1.91	0.52
4:I:37:VAL:HG12	4:I:47:TRP:HA	1.90	0.52
4:J:11:VAL:HA	4:J:116:THR:HB	1.91	0.52
7:O:40:GLN:HG3	7:O:87:ALA:HB3	1.90	0.52
1:A:367:VAL:HG13	1:A:368:LEU:HD12	1.91	0.52
1:A:401:VAL:HG21	1:A:451:TYR:CD1	2.44	0.52
1:A:1103:PHE:HZ	10:M:1:NAG:C6	2.21	0.52
1:C:353:TRP:O	1:C:466:ARG:HD3	2.08	0.52
4:I:62:ASP:HA	4:I:65:LYS:HB2	1.90	0.52
1:A:411:ALA:HB3	1:A:414:GLN:HB2	1.91	0.52
6:N:56:PRO:HD2	6:N:59:ILE:HG13	1.92	0.52
6:Q:56:PRO:HD2	6:Q:59:ILE:HG13	1.92	0.52
8:U:33:VAL:HA	8:U:102:PRO:HD3	1.91	0.52
8:U:88:ARG:NH1	8:U:90:GLU:OE2	2.38	0.52
8:V:9:GLY:H	8:V:116:THR:HG21	1.75	0.52
1:A:271:GLN:CG	1:A:272:PRO:HD2	2.39	0.52
1:A:479:PRO:HD3	3:L:71:THR:HG21	1.91	0.52
1:A:903:ALA:CB	1:A:916:LEU:CD2	2.75	0.52
1:A:1102:TRP:HB2	1:A:1135:ASN:HD21	1.74	0.52
1:B:334:ASN:HA	1:B:524:VAL:HG12	1.90	0.52
1:C:327:VAL:O	1:C:530:SER:HB2	2.09	0.52
1:C:802:PHE:HZ	1:C:898:PHE:CZ	2.28	0.52
6:S:56:PRO:HD2	6:S:59:ILE:HG13	1.92	0.52
1:A:347:PHE:CE1	1:A:401:VAL:HG23	2.42	0.52
1:B:1140:PRO:O	1:B:1143:PRO:HG2	2.10	0.52
5:K:48:ILE:HD13	5:K:64:GLY:HA2	1.85	0.52
3:L:6:GLN:H	3:L:112:GLN:HE22	1.56	0.52
1:A:299:THR:HA	1:A:315:THR:HG21	1.92	0.52
1:A:387:LEU:HD23	1:A:392:PHE:CZ	2.44	0.52
1:C:147:LYS:HE2	8:V:52:PHE:CE1	2.42	0.52
1:C:438:SER:OG	1:C:507:PRO:HB2	2.10	0.52
3:E:20:ILE:HD11	3:E:116:VAL:HG21	1.92	0.52
3:E:105:TYR:OH	2:H:95:TYR:CE1	2.62	0.52
5:T:33:LEU:CD2	5:T:71:PHE:CG	2.93	0.52
1:A:667:GLY:HA2	1:B:864:LEU:HA	1.92	0.52
1:A:720:ILE:HG13	1:A:923:ILE:HG23	1.92	0.52
1:A:244:LEU:HD13	1:A:259:THR:H	1.75	0.52
1:C:103:GLY:HA3	1:C:119:ILE:O	2.10	0.52
8:V:7:GLN:HE21	8:V:97:CYS:HB3	1.75	0.52
1:A:394:ASN:OD1	1:A:516:GLU:HB2	2.10	0.51
1:B:759:PHE:CD1	1:B:1001:LEU:HD21	2.45	0.51

*Continued on next page...*

*Continued from previous page...*

Atom-1	Atom-2	Interatomic distance (Å)	Clash overlap (Å)
1:C:567:ARG:HA	1:C:573:THR:HA	1.92	0.51
8:P:52:PHE:HD1	8:P:59:THR:HG22	1.75	0.51
1:A:901:GLN:HA	1:A:904:TYR:CD2	2.43	0.51
1:C:20:THR:HG21	1:C:78:ARG:HA	1.92	0.51
1:A:332:ILE:CG2	1:A:362:VAL:HG23	2.40	0.51
1:A:402:ILE:HD12	1:A:402:ILE:C	2.30	0.51
1:C:67:ALA:HB1	1:C:242:LEU:HD11	1.93	0.51
1:B:473:TYR:O	1:B:488:CYS:HB2	2.10	0.51
4:I:70:ILE:HB	4:I:81:LEU:HD12	1.91	0.51
5:T:94:THR:OG1	5:T:96:ARG:NH1	2.44	0.51
1:A:903:ALA:HB1	1:A:916:LEU:HD21	1.88	0.51
1:B:198:ASP:OD1	1:B:200:TYR:HD2	1.89	0.51
1:B:1078:ALA:HB1	1:B:1133:VAL:HG22	1.91	0.51
2:H:12:VAL:HG11	2:H:18:VAL:HG11	1.92	0.51
1:B:453:TYR:HE2	1:B:455:LEU:HD13	1.74	0.51
1:C:63:THR:CG2	1:C:65:PHE:CZ	2.93	0.51
1:C:402:ILE:HG22	1:C:403:ARG:O	2.11	0.51
1:C:822:LEU:HD23	1:C:945:LEU:HD21	1.92	0.51
5:T:47:LEU:HA	5:T:58:VAL:HG21	1.93	0.51
1:A:500:THR:HA	9:R:52:SER:HA	1.93	0.51
1:B:334:ASN:HA	1:B:524:VAL:CG1	2.41	0.51
1:B:699:LEU:CD2	1:C:873:TYR:OH	2.59	0.51
1:C:14:GLN:HA	1:C:158:ARG:HD3	1.93	0.51
1:C:546:LEU:HD22	1:C:567:ARG:NH2	2.26	0.51
4:I:11:VAL:HG11	4:I:121:SER:HA	1.93	0.51
5:K:94:THR:OG1	5:K:96:ARG:NH1	2.44	0.51
9:R:2:VAL:HG13	9:R:3:LYS:HG3	1.93	0.51
8:U:13:LYS:H	8:U:119:THR:HB	1.76	0.51
8:V:52:PHE:HD1	8:V:59:THR:HG22	1.75	0.51
1:A:38:TYR:CD2	1:A:38:TYR:N	2.79	0.51
8:U:52:PHE:HD1	8:U:59:THR:HG22	1.75	0.51
1:A:1043:CYS:HB2	1:A:1064:HIS:CE1	2.46	0.51
1:C:576:VAL:HG13	1:C:587:ILE:HD11	1.92	0.51
1:A:106:PHE:HB2	1:A:117:LEU:HB3	1.93	0.51
1:A:620:VAL:HG12	1:A:620:VAL:O	2.11	0.51
1:A:961:THR:O	1:A:965:GLN:CG	2.54	0.51
1:B:666:ILE:HD12	1:B:670:ILE:HG22	1.91	0.51
1:C:1051:SER:HB3	1:C:1064:HIS:CE1	2.45	0.51
2:D:12:VAL:HG11	2:D:18:VAL:HG11	1.92	0.51
2:H:84:ILE:HG12	2:H:102:LYS:HG3	1.93	0.51
5:T:83:PHE:HD1	5:T:104:VAL:HG12	1.76	0.51

*Continued on next page...*

*Continued from previous page...*

Atom-1	Atom-2	Interatomic distance (Å)	Clash overlap (Å)
1:C:276:LEU:HD11	1:C:301:CYS:SG	2.51	0.50
9:R:106:THR:C	9:R:107:VAL:HG23	2.31	0.50
6:S:99:VAL:HG13	8:V:107:TYR:CE1	2.45	0.50
1:B:105:ILE:CG2	1:B:118:LEU:CD1	2.89	0.50
4:J:38:ARG:NH2	4:J:46:GLU:OE1	2.38	0.50
8:P:110:ASP:CG	8:P:111:PRO:HD3	2.32	0.50
6:Q:60:PRO:HB2	6:Q:62:ARG:HG2	1.92	0.50
1:B:718:PHE:HA	1:B:1070:ALA:H	1.77	0.50
4:J:35:HIS:HB2	4:J:97:ALA:HB3	1.94	0.50
3:L:73:ASP:HB3	3:L:76:THR:HG22	1.93	0.50
9:R:38:ARG:HD3	9:R:94:TYR:HE1	1.77	0.50
1:A:64:TRP:HH2	1:A:214:ARG:HH21	1.60	0.50
1:B:749:CYS:HA	1:B:752:LEU:HD12	1.94	0.50
2:D:65:GLY:HA3	2:D:70:PHE:HA	1.94	0.50
8:V:7:GLN:CD	8:V:113:GLY:HA3	2.23	0.50
1:A:736:VAL:HG22	1:A:858:LEU:HG	1.93	0.50
1:A:742:ILE:HA	1:A:1000:ARG:HD3	1.94	0.50
1:C:112:SER:HB3	1:C:134:GLN:HB2	1.93	0.50
8:P:8:SER:HB3	8:P:116:THR:HG21	1.94	0.50
1:A:559:PHE:CB	1:A:584:ILE:CD1	2.76	0.50
1:B:14:GLN:HA	1:B:158:ARG:HD3	1.93	0.50
1:B:178:ASP:HB3	1:B:190:ARG:HH22	1.77	0.50
1:B:421:TYR:CD1	1:B:457:ARG:HB3	2.46	0.50
1:C:91:TYR:HB3	1:C:268:GLY:O	2.11	0.50
5:K:83:PHE:HD1	5:K:104:VAL:HG12	1.76	0.50
5:T:9:SER:HG	5:T:100:GLN:HE21	1.56	0.50
1:A:1048:HIS:CE1	1:A:1064:HIS:CA	2.95	0.50
1:B:715:PRO:HA	1:B:1072:GLU:HA	1.93	0.50
1:B:723:THR:CG2	1:B:1064:HIS:NE2	2.74	0.50
1:A:965:GLN:CA	1:A:965:GLN:NE2	2.75	0.50
1:B:822:LEU:HD23	1:B:945:LEU:HD21	1.93	0.50
1:C:126:VAL:HG12	1:C:173:GLN:O	2.11	0.50
4:J:11:VAL:HG11	4:J:121:SER:HA	1.93	0.50
7:O:10:LEU:H	7:O:105:THR:HG23	1.77	0.50
1:B:334:ASN:HA	1:B:524:VAL:N	2.17	0.50
1:C:337:PRO:O	1:C:341:VAL:HG23	2.12	0.50
4:I:40:ALA:HB3	4:I:43:LYS:HB2	1.94	0.50
6:N:2:SER:OG	6:N:101:PHE:O	2.25	0.50
8:V:62:ALA:O	8:V:66:GLN:N	2.45	0.50
3:L:47:TRP:HE1	3:L:50:TYR:HB3	1.77	0.49
1:B:543:PHE:HE2	1:B:579:PRO:HD3	1.76	0.49

*Continued on next page...*



*Continued from previous page...*

Atom-1	Atom-2	Interatomic distance (Å)	Clash overlap (Å)
1:C:473:TYR:CD2	1:C:491:PRO:N	2.80	0.49
5:K:47:LEU:HA	5:K:58:VAL:HG21	1.94	0.49
1:B:387:LEU:HD12	1:B:388:ASN:N	2.26	0.49
1:C:63:THR:HG21	1:C:65:PHE:CZ	2.47	0.49
6:N:34:VAL:O	6:N:51:ASP:HA	2.10	0.49
8:P:62:ALA:O	8:P:66:GLN:N	2.45	0.49
1:B:856:ASN:HB2	1:B:858:LEU:HD13	1.94	0.49
8:P:30:LEU:HB2	8:P:78:ASP:HA	1.93	0.49
1:A:382:VAL:HG21	1:A:515:PHE:CE1	2.48	0.49
1:B:308:VAL:HB	1:B:602:THR:CG2	2.42	0.49
1:C:402:ILE:HD13	1:C:410:ILE:CD1	2.43	0.49
4:I:24:ALA:HB3	4:I:77:ASN:HB3	1.95	0.49
1:B:452:LEU:HA	1:B:495:TYR:CD2	2.48	0.49
1:C:402:ILE:HD13	1:C:410:ILE:HD12	1.94	0.49
4:I:35:HIS:HB2	4:I:97:ALA:HB3	1.94	0.49
6:S:2:SER:OG	6:S:3:VAL:N	2.45	0.49
1:B:456:PHE:HB2	1:B:473:TYR:CE2	2.47	0.49
1:B:1102:TRP:CB	1:B:1135:ASN:HD22	2.26	0.49
6:S:37:TYR:HE1	6:S:47:LEU:HD13	1.78	0.49
8:V:30:LEU:HB2	8:V:78:ASP:HA	1.94	0.49
8:V:94:VAL:HG22	8:V:117:LEU:HD13	1.94	0.49
1:A:105:ILE:HG23	1:A:241:LEU:HD11	1.94	0.49
1:A:718:PHE:HA	1:A:1070:ALA:H	1.77	0.49
1:C:715:PRO:HB3	1:C:1069:PRO:HB3	1.95	0.49
4:J:40:ALA:HB3	4:J:43:LYS:HB2	1.94	0.49
7:O:4:LEU:CD1	7:O:23:ARG:O	2.39	0.49
8:P:13:LYS:H	8:P:119:THR:HB	1.77	0.49
8:U:62:ALA:O	8:U:66:GLN:N	2.45	0.49
1:B:544:ASN:ND2	1:B:564:GLN:CG	2.76	0.49
1:B:916:LEU:CD1	1:B:923:ILE:HD12	2.21	0.49
8:V:7:GLN:NE2	8:V:97:CYS:HB3	2.28	0.49
8:V:29:THR:O	8:V:32:GLU:HG2	2.13	0.49
1:B:125:ASN:HA	1:B:174:PRO:HD3	1.94	0.49
1:C:296:LEU:HG	1:C:300:LYS:HE3	1.95	0.49
5:K:93:SER:OG	5:K:94:THR:N	2.46	0.49
6:Q:37:TYR:HE1	6:Q:47:LEU:HD13	1.78	0.49
6:Q:48:LEU:HD11	6:Q:87:TYR:CD1	2.48	0.49
6:Q:99:VAL:HG13	8:U:107:TYR:CE1	2.48	0.49
9:R:98:ARG:HB3	9:R:109:TYR:HB2	1.94	0.49
1:A:362:VAL:HG22	1:A:525:CYS:HG	1.77	0.48
1:A:802:PHE:HD2	1:A:805:ILE:CD1	2.26	0.48

*Continued on next page...*

*Continued from previous page...*

Atom-1	Atom-2	Interatomic distance (Å)	Clash overlap (Å)
7:O:62:PRO:HD2	7:O:65:PHE:CE2	2.48	0.48
8:U:87:LEU:HD22	8:U:120:VAL:HG12	1.95	0.48
8:U:94:VAL:HG12	8:U:96:TYR:CE2	2.47	0.48
1:B:198:ASP:OD1	1:B:200:TYR:CE2	2.65	0.48
1:B:576:VAL:HG23	1:B:587:ILE:CD1	2.19	0.48
3:E:105:TYR:CZ	2:H:95:TYR:CZ	3.01	0.48
5:T:35:TRP:CE2	5:T:73:LEU:HB2	2.48	0.48
8:P:29:THR:O	8:P:32:GLU:HG2	2.13	0.48
8:V:7:GLN:HG2	8:V:97:CYS:HB2	1.96	0.48
8:V:35:MET:HE2	8:V:99:THR:HG22	1.95	0.48
1:A:948:LEU:HD21	1:A:1059:GLY:HA3	1.95	0.48
1:B:567:ARG:H	1:C:42:VAL:HG21	1.78	0.48
5:K:35:TRP:CE2	5:K:73:LEU:HB2	2.48	0.48
1:A:472:ILE:CD1	1:A:483:VAL:O	2.61	0.48
1:A:1096:VAL:HG21	1:A:1110:TYR:HE1	1.77	0.48
1:C:718:PHE:HA	1:C:1070:ALA:H	1.79	0.48
8:U:30:LEU:HB2	8:U:78:ASP:HA	1.94	0.48
1:A:389:ASP:OD1	1:A:389:ASP:O	2.31	0.48
1:A:666:ILE:HD11	1:A:672:ALA:HB2	1.95	0.48
8:V:21:VAL:N	8:V:82:MET:O	2.46	0.48
1:A:349:SER:HB3	1:A:452:LEU:O	2.14	0.48
1:B:544:ASN:ND2	1:B:564:GLN:CD	2.66	0.48
1:C:1090:PRO:HA	1:C:1120:THR:HG22	1.96	0.48
8:P:36:HIS:HB2	8:P:98:ALA:HB3	1.95	0.48
8:U:29:THR:O	8:U:32:GLU:HG2	2.13	0.48
1:A:490:PHE:CD2	1:A:491:PRO:HD2	2.49	0.48
1:B:543:PHE:CE2	1:B:579:PRO:HD3	2.49	0.48
8:U:93:ALA:H	8:U:118:VAL:HG22	1.78	0.48
8:V:40:GLN:NE2	8:V:46:LEU:HD12	2.29	0.48
1:A:193:VAL:HG12	1:A:204:TYR:CD2	2.48	0.48
1:B:335:LEU:N	1:B:524:VAL:CG1	2.75	0.48
1:B:1141:LEU:HG	1:B:1145:LEU:CD1	2.44	0.48
1:C:980:ILE:HG21	1:C:992:GLN:HB2	1.96	0.48
1:C:1102:TRP:CD1	1:C:1135:ASN:ND2	2.82	0.48
2:H:84:ILE:HA	2:H:102:LYS:HA	1.96	0.48
4:J:24:ALA:HB3	4:J:77:ASN:HB3	1.95	0.48
6:S:48:LEU:HD11	6:S:87:TYR:CD1	2.48	0.48
1:B:112:SER:HB3	1:B:134:GLN:HB2	1.94	0.48
1:B:126:VAL:HB	1:B:174:PRO:HA	1.95	0.48
1:B:200:TYR:HD1	1:B:230:PRO:HA	1.79	0.48
8:P:21:VAL:N	8:P:82:MET:O	2.46	0.48

*Continued on next page...*

*Continued from previous page...*

Atom-1	Atom-2	Interatomic distance (Å)	Clash overlap (Å)
6:S:37:TYR:CD1	8:V:109:PHE:CZ	3.02	0.48
6:S:60:PRO:HB2	6:S:62:ARG:HG2	1.96	0.48
8:U:21:VAL:N	8:U:82:MET:O	2.46	0.48
8:V:7:GLN:NE2	8:V:97:CYS:HB2	2.29	0.48
1:A:410:ILE:HG22	1:A:425:LEU:CD1	2.44	0.47
1:B:328:ARG:HB3	1:B:579:PRO:HG3	1.96	0.47
1:C:1050:MET:HE3	1:C:1065:VAL:HG21	1.95	0.47
6:N:2:SER:OG	6:N:3:VAL:N	2.45	0.47
8:P:33:VAL:HA	8:P:102:PRO:HD3	1.96	0.47
1:A:125:ASN:HA	1:A:174:PRO:HD3	1.96	0.47
1:A:1097:SER:HB2	1:A:1102:TRP:CE3	2.49	0.47
1:B:335:LEU:HD13	1:B:336:CYS:N	2.29	0.47
3:E:105:TYR:HH	2:H:95:TYR:HE1	1.61	0.47
4:I:68:PHE:HB3	4:I:81:LEU:HD21	1.96	0.47
4:J:68:PHE:HB3	4:J:81:LEU:HD21	1.96	0.47
8:V:35:MET:CE	8:V:99:THR:CG2	2.93	0.47
1:A:516:GLU:CD	1:A:520:ALA:HB2	2.34	0.47
1:B:20:THR:HG21	1:B:78:ARG:HA	1.95	0.47
1:B:106:PHE:HB2	1:B:235:ILE:HD13	1.94	0.47
1:B:472:ILE:HD12	1:B:484:GLU:OE2	2.14	0.47
1:C:370:ASN:HD22	3:E:63:LYS:HZ3	1.56	0.47
3:E:6:GLN:HE21	3:E:111:GLY:HA3	1.78	0.47
6:S:84:GLU:HG3	6:S:107:LEU:O	2.15	0.47
1:A:1089:PHE:HB2	1:A:1121:PHE:CE1	2.50	0.47
1:C:398:ASP:O	1:C:511:VAL:HA	2.14	0.47
1:A:543:PHE:CD2	1:A:579:PRO:CD	2.97	0.47
1:A:567:ARG:HD2	1:B:42:VAL:HG11	1.95	0.47
1:A:900:MET:O	1:A:904:TYR:CE2	2.67	0.47
1:B:902:MET:CB	1:B:916:LEU:HD21	2.44	0.47
3:E:105:TYR:CE1	2:H:95:TYR:CE1	3.02	0.47
2:H:7:SER:O	2:H:101:THR:HA	2.14	0.47
7:O:18:ALA:HB3	7:O:78:ILE:HD12	1.96	0.47
6:Q:50:TYR:O	6:Q:51:ASP:HB2	2.14	0.47
6:Q:84:GLU:HG3	6:Q:107:LEU:O	2.15	0.47
9:R:30:THR:O	9:R:53:SER:HB2	2.14	0.47
5:T:93:SER:OG	5:T:94:THR:N	2.46	0.47
1:A:69:HIS:HB3	1:A:78:ARG:HB2	1.95	0.47
1:A:707:TYR:HA	1:B:895:GLN:HB2	1.96	0.47
1:A:822:LEU:HD23	1:A:945:LEU:HD21	1.96	0.47
1:B:379:CYS:CB	1:B:432:CYS:SG	3.02	0.47
1:C:147:LYS:CE	8:V:52:PHE:CD2	2.97	0.47

*Continued on next page...*

*Continued from previous page...*

Atom-1	Atom-2	Interatomic distance (Å)	Clash overlap (Å)
1:C:370:ASN:HA	3:E:63:LYS:HZ3	1.73	0.47
1:C:558:LYS:HA	1:C:584:ILE:HG13	1.96	0.47
4:I:38:ARG:NH2	4:I:46:GLU:OE1	2.38	0.47
8:P:37:TRP:HB3	8:P:49:MET:HE3	1.95	0.47
6:S:21:SER:HA	6:S:73:THR:HA	1.97	0.47
1:A:597:VAL:HG13	1:A:608:VAL:HG13	1.96	0.47
1:B:379:CYS:HA	1:B:432:CYS:SG	2.54	0.47
1:B:1078:ALA:CB	1:B:1133:VAL:HG22	2.45	0.47
1:C:1097:SER:HB2	1:C:1102:TRP:CD2	2.49	0.47
8:U:94:VAL:CG1	8:U:96:TYR:CE2	2.98	0.47
8:V:7:GLN:CG	8:V:23:CYS:SG	3.02	0.47
6:N:34:VAL:O	6:N:51:ASP:CA	2.63	0.47
6:Q:2:SER:OG	6:Q:3:VAL:N	2.45	0.47
1:A:273:ARG:NH1	1:A:292:ALA:HB3	2.29	0.47
1:A:476:GLY:HA3	1:A:487:ASN:HB3	1.96	0.47
1:A:856:ASN:HB2	1:A:858:LEU:HD13	1.96	0.47
1:A:902:MET:HB3	1:A:906:PHE:HE1	1.79	0.47
1:B:802:PHE:HZ	1:B:898:PHE:CZ	2.32	0.47
1:B:1054:GLN:HB2	1:B:1061:VAL:HB	1.97	0.47
1:C:353:TRP:O	1:C:466:ARG:CD	2.63	0.47
1:A:377:PHE:HE2	1:A:384:PRO:HD3	1.80	0.46
1:B:147:LYS:NZ	8:U:34:ALA:CB	2.78	0.46
1:B:805:ILE:HD12	1:B:878:LEU:HD11	1.97	0.46
1:C:641:ASN:HB3	1:C:652:GLY:H	1.79	0.46
3:L:47:TRP:CH2	3:L:50:TYR:CE2	3.03	0.46
1:A:977:LEU:HD11	1:A:993:ILE:HG23	1.98	0.46
1:B:980:ILE:HG21	1:B:992:GLN:HB2	1.96	0.46
1:B:1090:PRO:HA	1:B:1120:THR:HG22	1.96	0.46
1:C:869:MET:HB3	1:C:873:TYR:CE2	2.40	0.46
6:N:21:SER:HA	6:N:73:THR:HA	1.97	0.46
6:N:37:TYR:HE2	6:N:101:PHE:HE1	1.63	0.46
1:A:42:VAL:HG22	1:C:566:GLY:HA2	1.97	0.46
1:A:212:LEU:HD13	1:A:215:ASP:HB2	1.97	0.46
1:A:472:ILE:HG21	1:A:488:CYS:HB3	1.97	0.46
1:B:473:TYR:CZ	1:B:489:TYR:HB2	2.49	0.46
1:C:402:ILE:CD1	1:C:410:ILE:CD1	2.93	0.46
2:H:61:PHE:HA	2:H:74:ILE:HA	1.98	0.46
7:O:92:GLN:NE2	7:O:101:PHE:CD1	2.80	0.46
1:A:374:PHE:HA	1:A:436:TRP:HB3	1.97	0.46
1:A:419:ALA:HA	1:A:423:TYR:O	2.16	0.46
1:A:741:TYR:OH	1:A:962:LEU:HD12	2.16	0.46

*Continued on next page...*

*Continued from previous page...*

Atom-1	Atom-2	Interatomic distance (Å)	Clash overlap (Å)
1:B:802:PHE:CE2	1:B:927:PHE:CE2	3.03	0.46
1:B:948:LEU:HD21	1:B:1059:GLY:HA3	1.98	0.46
1:C:178:ASP:HB2	1:C:188:ASN:HD22	1.81	0.46
1:C:666:ILE:HD12	1:C:670:ILE:HG22	1.97	0.46
4:I:60:TYR:HE1	4:I:70:ILE:HG22	1.80	0.46
6:Q:21:SER:HA	6:Q:73:THR:HA	1.97	0.46
6:Q:37:TYR:HE2	6:Q:101:PHE:HE1	1.63	0.46
6:S:37:TYR:CG	8:V:109:PHE:CZ	3.03	0.46
1:A:332:ILE:HG13	1:A:334:ASN:H	1.81	0.46
1:A:544:ASN:HB2	1:A:565:PHE:HZ	1.79	0.46
1:A:858:LEU:HD21	1:A:962:LEU:HD23	1.96	0.46
5:K:37:GLN:HB2	5:K:47:LEU:HD11	1.97	0.46
6:N:84:GLU:HG3	6:N:107:LEU:O	2.15	0.46
1:A:452:LEU:HD22	1:A:494:SER:HA	1.96	0.46
1:B:528:LYS:HB3	1:B:528:LYS:HE3	1.63	0.46
1:C:473:TYR:HH	1:C:489:TYR:HB2	1.67	0.46
2:D:61:PHE:HA	2:D:74:ILE:HA	1.98	0.46
6:N:28:ASN:O	6:N:32:ASN:HB2	2.16	0.46
8:U:52:PHE:HA	8:U:59:THR:HA	1.97	0.46
1:A:418:ILE:HG23	1:A:422:ASN:OD1	2.16	0.46
1:B:49:HIS:CD2	1:B:51:THR:OG1	2.68	0.46
1:C:350:VAL:HG21	1:C:402:ILE:CG1	2.46	0.46
4:J:51:ILE:HD12	4:J:70:ILE:HG13	1.97	0.46
8:P:52:PHE:HA	8:P:59:THR:HA	1.98	0.46
8:V:52:PHE:HA	8:V:59:THR:HA	1.98	0.46
1:A:272:PRO:O	1:A:273:ARG:HD3	2.16	0.46
1:A:909:ILE:HD13	1:A:1049:LEU:HD21	1.98	0.46
1:A:1080:ALA:H	1:A:1132:ILE:HG22	1.80	0.46
1:B:533:LEU:CD2	1:B:585:LEU:HD11	2.46	0.46
1:C:676:THR:HA	1:C:690:GLN:HA	1.98	0.46
3:L:6:GLN:HE21	3:L:111:GLY:HA3	1.80	0.46
7:O:109:ILE:HG22	7:O:110:LEU:O	2.16	0.46
8:U:92:THR:OG1	8:U:118:VAL:O	2.33	0.46
1:A:906:PHE:CD1	1:A:916:LEU:CD2	2.99	0.46
1:A:1012:LEU:CB	1:C:1013:ILE:HD13	2.43	0.46
4:I:5:VAL:O	4:I:22:CYS:HA	2.16	0.46
5:K:18:ARG:HA	5:K:75:ILE:O	2.16	0.46
5:T:37:GLN:HB2	5:T:47:LEU:HD11	1.97	0.46
8:V:36:HIS:CD2	8:V:100:THR:HG23	2.50	0.46
1:B:517:LEU:HD12	1:B:517:LEU:C	2.36	0.46
1:B:1083:HIS:HB2	1:B:1137:VAL:HB	1.98	0.46

*Continued on next page...*

*Continued from previous page...*

Atom-1	Atom-2	Interatomic distance (Å)	Clash overlap (Å)
1:C:470:THR:CG2	4:J:54:ASP:OD1	2.63	0.46
4:J:5:VAL:O	4:J:22:CYS:HA	2.16	0.46
8:P:37:TRP:O	8:P:49:MET:N	2.49	0.46
6:Q:2:SER:OG	6:Q:101:PHE:O	2.25	0.46
6:S:28:ASN:O	6:S:32:ASN:HB2	2.16	0.46
6:S:37:TYR:HE2	6:S:101:PHE:HE1	1.63	0.46
1:A:517:LEU:CD1	1:B:983:ARG:HG2	2.45	0.45
1:C:487:ASN:HD22	1:C:487:ASN:HA	1.61	0.45
8:P:11:GLU:HG3	8:P:19:VAL:HG21	1.97	0.45
6:S:84:GLU:HG3	6:S:108:THR:HA	1.98	0.45
1:A:870:ILE:HG22	1:A:1055:SER:HB2	1.97	0.45
1:B:193:VAL:HB	1:B:204:TYR:HB2	1.97	0.45
1:C:1043:CYS:HB3	1:C:1064:HIS:CD2	2.51	0.45
1:A:382:VAL:HA	1:B:983:ARG:O	2.16	0.45
1:B:189:LEU:HB3	1:B:208:THR:O	2.16	0.45
1:B:334:ASN:CA	1:B:524:VAL:HG12	2.47	0.45
1:C:473:TYR:HD2	1:C:491:PRO:N	2.15	0.45
1:C:1078:ALA:HB1	1:C:1133:VAL:HG22	1.99	0.45
7:O:4:LEU:HB2	7:O:93:GLN:NE2	2.32	0.45
7:O:98:PRO:HA	9:R:47:TRP:HZ3	1.81	0.45
6:Q:28:ASN:O	6:Q:32:ASN:HB2	2.16	0.45
6:Q:84:GLU:HG3	6:Q:108:THR:HA	1.98	0.45
1:A:383:SER:HB3	1:A:384:PRO:HD2	1.98	0.45
1:A:410:ILE:HG21	1:A:423:TYR:CD2	2.51	0.45
1:A:472:ILE:HD11	1:A:484:GLU:N	2.31	0.45
1:A:1013:ILE:HD13	1:B:1012:LEU:HB3	1.99	0.45
1:A:1039:ARG:HB2	1:A:1042:PHE:HB2	1.99	0.45
1:B:76:THR:HB	1:B:78:ARG:HH21	1.80	0.45
1:B:1096:VAL:HG21	1:B:1110:TYR:HE1	1.82	0.45
1:C:816:SER:HB3	1:C:819:GLU:HG3	1.98	0.45
1:C:1096:VAL:HG21	1:C:1110:TYR:HE1	1.81	0.45
6:N:13:ALA:HA	6:N:110:LEU:HB2	1.99	0.45
6:N:24:GLY:HA3	6:N:29:ILE:HD12	1.99	0.45
8:P:101:THR:HB	8:P:103:PHE:HD2	1.80	0.45
6:Q:44:ALA:HB1	8:U:112:TRP:CD1	2.52	0.45
1:A:410:ILE:HG22	1:A:425:LEU:CG	2.46	0.45
1:C:377:PHE:CD2	1:C:434:ILE:HG12	2.52	0.45
8:P:4:LEU:HD22	8:P:25:VAL:HG12	1.99	0.45
6:Q:24:GLY:HA3	6:Q:29:ILE:HD12	1.99	0.45
8:V:99:THR:O	8:V:110:ASP:HB2	2.17	0.45
1:A:382:VAL:HG22	1:A:431:GLY:HA2	1.99	0.45

*Continued on next page...*

*Continued from previous page...*

Atom-1	Atom-2	Interatomic distance (Å)	Clash overlap (Å)
1:B:501:ASN:HB3	1:B:505:TYR:HB2	1.97	0.45
1:B:533:LEU:HD21	1:B:585:LEU:HD13	1.97	0.45
1:C:184:GLY:C	1:C:186:PHE:H	2.20	0.45
9:R:52:SER:H	9:R:57:TYR:HB2	1.81	0.45
1:B:64:TRP:HE1	1:B:264:ALA:HB1	1.82	0.45
8:P:115:GLY:C	8:P:116:THR:HG23	2.37	0.45
5:T:18:ARG:HA	5:T:75:ILE:O	2.16	0.45
8:U:36:HIS:CD2	8:U:100:THR:HG23	2.51	0.45
1:A:916:LEU:HD12	1:A:916:LEU:C	2.36	0.45
1:A:916:LEU:CD1	1:A:917:TYR:CD1	3.00	0.45
1:B:93:ALA:HB3	1:B:266:TYR:HB2	1.99	0.45
1:B:331:ASN:HB2	1:B:524:VAL:C	2.37	0.45
1:B:707:TYR:HA	1:C:895:GLN:HB2	1.98	0.45
1:B:825:LYS:HA	1:B:825:LYS:HD3	1.84	0.45
1:B:1043:CYS:O	1:B:1064:HIS:CG	2.70	0.45
9:R:57:TYR:HD2	9:R:59:TYR:HB2	1.80	0.45
6:S:39:GLN:HG2	6:S:40:LEU:O	2.17	0.45
1:A:17:ASN:HA	1:A:138:ASP:HB2	1.99	0.45
1:A:178:ASP:HB3	1:A:190:ARG:NH2	2.31	0.45
1:A:904:TYR:CZ	1:C:1094:VAL:HG11	2.51	0.45
1:A:1102:TRP:HB2	1:A:1135:ASN:ND2	2.31	0.45
1:B:131:CYS:HA	1:B:166:CYS:HA	1.99	0.45
1:C:189:LEU:HB3	1:C:208:THR:O	2.16	0.45
1:A:143:VAL:HG12	1:A:152:TRP:HE3	1.81	0.45
1:A:650:LEU:HG	1:A:653:ALA:HB3	2.00	0.45
1:B:375:SER:H	1:B:436:TRP:HA	1.81	0.45
1:B:543:PHE:HB3	1:B:564:GLN:NE2	2.32	0.45
1:B:562:PHE:CE2	1:C:227:VAL:HA	2.50	0.45
1:B:977:LEU:CD1	1:B:993:ILE:HG12	2.47	0.45
9:R:40:ALA:HB3	9:R:43:LYS:HB2	1.99	0.45
8:V:37:TRP:O	8:V:49:MET:N	2.49	0.45
1:A:1090:PRO:CA	1:A:1120:THR:HG22	2.42	0.44
1:C:436:TRP:HZ3	1:C:511:VAL:HG12	1.82	0.44
3:L:68:ALA:HA	3:L:82:GLU:O	2.17	0.44
6:S:50:TYR:CZ	6:S:54:LYS:HB3	2.52	0.44
1:A:561:PRO:HA	1:A:577:ARG:HH12	1.81	0.44
1:C:912:THR:HG22	1:C:914:ASN:H	1.82	0.44
6:N:39:GLN:HG2	6:N:40:LEU:O	2.17	0.44
7:O:78:ILE:HG22	7:O:79:SER:N	2.32	0.44
8:P:35:MET:SD	8:P:99:THR:CG2	2.99	0.44
8:U:37:TRP:O	8:U:49:MET:N	2.49	0.44

*Continued on next page...*

*Continued from previous page...*

Atom-1	Atom-2	Interatomic distance (Å)	Clash overlap (Å)
1:A:97:LYS:HA	1:A:188:ASN:HB2	2.00	0.44
1:A:1090:PRO:HD3	1:A:1095:PHE:HE1	1.79	0.44
1:B:210:ILE:HD11	1:B:215:ASP:O	2.17	0.44
1:C:370:ASN:HD22	3:E:63:LYS:HZ2	1.57	0.44
1:C:1140:PRO:O	1:C:1143:PRO:HG2	2.18	0.44
6:Q:13:ALA:HA	6:Q:110:LEU:HB2	1.99	0.44
6:Q:52:ASN:HD21	6:Q:72:ALA:HB1	1.83	0.44
9:R:112:GLN:OE1	9:R:112:GLN:N	2.37	0.44
5:T:80:PRO:HA	5:T:83:PHE:HD2	1.81	0.44
1:A:390:LEU:CD2	1:A:392:PHE:HE1	2.24	0.44
1:B:119:ILE:HG22	1:B:126:VAL:CG2	2.47	0.44
1:B:416:GLY:N	1:B:419:ALA:HB3	2.33	0.44
1:B:453:TYR:CA	1:B:495:TYR:OH	2.65	0.44
1:B:800:PHE:CE2	1:B:924:ALA:HB2	2.53	0.44
1:C:64:TRP:HE1	1:C:264:ALA:HB1	1.82	0.44
1:C:210:ILE:HD11	1:C:215:ASP:O	2.17	0.44
4:J:51:ILE:HB	4:J:70:ILE:HG12	1.99	0.44
1:A:23:GLN:O	1:A:24:LEU:HB2	2.18	0.44
1:C:194:PHE:HB3	1:C:201:PHE:CZ	2.52	0.44
4:I:99:HIS:CG	5:K:89:GLN:HE22	2.36	0.44
4:J:99:HIS:CG	5:T:89:GLN:HE22	2.36	0.44
1:A:64:TRP:HH2	1:A:214:ARG:HD3	1.76	0.44
1:A:364:ASP:OD2	1:A:366:SER:OG	2.25	0.44
1:C:251:PRO:HG3	6:S:54:LYS:CD	2.46	0.44
1:C:1078:ALA:CB	1:C:1133:VAL:HG22	2.48	0.44
3:E:106:VAL:HG12	3:E:107:MET:N	2.33	0.44
6:S:44:ALA:HB1	8:V:112:TRP:CD1	2.53	0.44
1:A:377:PHE:CZ	1:A:379:CYS:SG	3.10	0.44
1:B:452:LEU:HD23	1:B:494:SER:HA	2.00	0.44
1:C:730:SER:O	1:C:1058:HIS:HB3	2.18	0.44
6:N:84:GLU:HG3	6:N:108:THR:HA	1.98	0.44
1:A:64:TRP:CZ2	1:A:214:ARG:HD3	2.53	0.44
1:A:901:GLN:CA	1:A:904:TYR:HD2	2.28	0.44
1:B:490:PHE:CE2	1:B:492:LEU:HB2	2.52	0.44
1:C:374:PHE:HA	1:C:436:TRP:HB3	2.00	0.44
8:P:5:LEU:HD13	8:P:24:LYS:HB2	1.99	0.44
9:R:99:PHE:HA	9:R:107:VAL:HA	1.98	0.44
1:A:566:GLY:HA2	1:B:43:PHE:HB3	2.00	0.44
1:B:704:SER:HB3	1:C:790:LYS:HE3	2.00	0.44
1:B:716:THR:HG21	1:B:1073:LYS:HD2	2.00	0.44
2:D:6:GLN:HA	2:D:23:ARG:H	1.82	0.44

*Continued on next page...*



*Continued from previous page...*

Atom-1	Atom-2	Interatomic distance (Å)	Clash overlap (Å)
5:K:80:PRO:HA	5:K:83:PHE:HD2	1.83	0.44
6:Q:39:GLN:HG2	6:Q:40:LEU:O	2.17	0.44
9:R:38:ARG:CB	9:R:94:TYR:HD1	2.26	0.44
8:U:11:GLU:HG3	8:U:19:VAL:HG21	1.98	0.44
1:A:346:ARG:HA	1:A:346:ARG:HD3	1.83	0.43
1:A:472:ILE:HD13	1:A:484:GLU:CA	2.46	0.43
1:A:1089:PHE:HB2	1:A:1121:PHE:CZ	2.53	0.43
1:B:452:LEU:O	1:B:495:TYR:OH	2.30	0.43
1:B:1080:ALA:HB3	1:B:1132:ILE:HD12	2.00	0.43
1:C:67:ALA:HA	1:C:81:ASN:HB3	2.00	0.43
6:N:52:ASN:HD21	6:N:72:ALA:HB1	1.83	0.43
6:S:24:GLY:HA3	6:S:29:ILE:HD12	1.99	0.43
1:A:332:ILE:HG23	1:A:362:VAL:HG23	2.00	0.43
1:A:1080:ALA:HB3	1:A:1132:ILE:HG21	2.00	0.43
1:A:1102:TRP:CB	1:A:1135:ASN:ND2	2.80	0.43
1:B:353:TRP:HB3	1:B:400:PHE:HB3	2.00	0.43
1:C:382:VAL:HG13	1:C:387:LEU:HD23	2.00	0.43
2:D:60:ARG:O	2:D:75:ASN:N	2.50	0.43
7:O:25:SER:OG	7:O:26:GLU:N	2.51	0.43
9:R:52:SER:OG	9:R:55:GLY:O	2.28	0.43
6:S:11:SER:HB3	6:S:110:LEU:HD21	2.00	0.43
1:A:189:LEU:HD22	1:A:210:ILE:HB	1.98	0.43
1:A:233:ILE:O	1:A:233:ILE:HG23	2.18	0.43
1:A:297:SER:HA	1:A:300:LYS:HD2	2.00	0.43
1:A:715:PRO:HB3	1:A:1069:PRO:HB3	2.00	0.43
1:A:895:GLN:HB2	1:C:707:TYR:HA	1.99	0.43
1:A:961:THR:CG2	1:A:965:GLN:OE1	2.60	0.43
1:B:362:VAL:CG2	1:B:363:ALA:N	2.81	0.43
1:B:533:LEU:CD2	1:B:585:LEU:CD1	2.95	0.43
1:C:1050:MET:CE	1:C:1065:VAL:HG21	2.48	0.43
5:K:6:GLN:O	5:K:100:GLN:NE2	2.51	0.43
1:A:104:TRP:HB3	1:A:238:PHE:HE1	1.84	0.43
1:A:289:VAL:CG2	1:A:306:PHE:CD2	3.02	0.43
1:C:878:LEU:CD1	1:C:1052:PHE:HD2	2.30	0.43
1:C:909:ILE:HG13	1:C:911:VAL:HG23	2.00	0.43
1:C:1097:SER:HB2	1:C:1102:TRP:CE3	2.52	0.43
3:L:101:TYR:O	3:L:101:TYR:CD1	2.71	0.43
6:N:36:TRP:CE2	6:N:74:LEU:HB2	2.54	0.43
1:A:912:THR:OG1	1:A:915:VAL:HG23	2.18	0.43
1:B:329:PHE:HB3	1:B:330:PRO:HD2	2.01	0.43
1:B:412:PRO:HD2	3:L:55:ASN:HD21	1.81	0.43

*Continued on next page...*

*Continued from previous page...*

Atom-1	Atom-2	Interatomic distance (Å)	Clash overlap (Å)
1:C:94:SER:OG	1:C:96:GLU:HG3	2.18	0.43
1:C:334:ASN:HB3	1:C:335:LEU:H	1.69	0.43
1:C:393:THR:HA	1:C:522:ALA:HA	1.99	0.43
7:O:100:ILE:HG23	7:O:101:PHE:H	1.81	0.43
1:A:244:LEU:HD22	1:A:259:THR:HA	2.01	0.43
1:B:610:VAL:HG11	1:B:612:TYR:CZ	2.53	0.43
1:C:40:ASP:HB2	1:C:44:ARG:HH12	1.83	0.43
2:H:65:GLY:HA3	2:H:70:PHE:HA	2.00	0.43
6:S:13:ALA:HA	6:S:110:LEU:HB2	1.99	0.43
6:S:36:TRP:CE2	6:S:74:LEU:HB2	2.54	0.43
1:A:192:PHE:HA	1:A:204:TYR:O	2.19	0.43
1:B:66:HIS:O	1:B:80:ASP:HB2	2.19	0.43
1:B:147:LYS:HZ2	8:U:34:ALA:HB2	1.83	0.43
1:B:484:GLU:HB3	4:I:101:THR:HG21	2.01	0.43
1:B:525:CYS:HB3	1:B:528:LYS:HG2	2.00	0.43
1:B:1048:HIS:HD2	1:B:1064:HIS:HB2	1.84	0.43
1:C:328:ARG:N	1:C:542:ASN:O	2.43	0.43
1:C:431:GLY:HA2	1:C:515:PHE:CD2	2.54	0.43
3:L:12:LYS:HG3	3:L:18:VAL:HG21	2.01	0.43
7:O:39:PHE:HB2	7:O:90:PHE:HB2	1.99	0.43
1:A:726:ILE:HB	1:A:947:LYS:HE3	2.00	0.43
1:A:993:ILE:O	1:A:997:ILE:HG13	2.19	0.43
1:C:1052:PHE:HA	1:C:1053:PRO:HD3	1.86	0.43
6:N:11:SER:HB3	6:N:110:LEU:HD21	2.00	0.43
7:O:49:LEU:O	7:O:50:LEU:HD23	2.19	0.43
1:B:233:ILE:HG23	1:B:233:ILE:O	2.19	0.43
1:B:453:TYR:N	1:B:495:TYR:CZ	2.85	0.43
9:R:5:VAL:HB	9:R:23:ALA:HB3	2.01	0.43
1:A:555:SER:HG	1:A:584:ILE:HG22	1.76	0.43
1:A:763:LEU:HB3	1:A:1008:VAL:HG21	2.01	0.43
1:A:909:ILE:HG13	1:A:911:VAL:HG23	2.01	0.43
1:B:139:PRO:HB2	1:B:159:VAL:HG13	2.00	0.43
1:B:699:LEU:HD22	1:C:873:TYR:OH	2.19	0.43
1:C:94:SER:HB2	1:C:96:GLU:HG2	2.01	0.43
3:E:105:TYR:HE1	2:H:95:TYR:CE1	2.37	0.43
4:I:22:CYS:O	4:I:78:THR:HA	2.19	0.43
5:K:59:PRO:HB2	5:K:61:ARG:HG2	2.01	0.43
8:P:101:THR:OG1	8:P:106:SER:OG	2.26	0.43
6:Q:36:TRP:CE2	6:Q:74:LEU:HB2	2.54	0.43
6:Q:47:LEU:HG	6:Q:56:PRO:HG2	2.01	0.43
1:A:429:PHE:CD1	1:A:464:PHE:HE2	2.32	0.42

*Continued on next page...*

*Continued from previous page...*

Atom-1	Atom-2	Interatomic distance (Å)	Clash overlap (Å)
1:B:723:THR:HG21	1:B:1064:HIS:HE2	1.84	0.42
1:B:1085:GLY:CA	10:Z:1:NAG:C6	2.87	0.42
8:U:68:ARG:HH22	8:U:88:ARG:HD3	1.84	0.42
3:L:87:ARG:H	3:L:90:ASP:HB2	1.84	0.42
8:P:30:LEU:HB3	8:P:31:PRO:HD3	2.01	0.42
8:P:110:ASP:HB2	8:P:111:PRO:HD3	2.01	0.42
9:R:100:ARG:HG2	9:R:101:TYR:H	1.83	0.42
8:V:91:ASP:HB3	8:V:120:VAL:HG11	2.00	0.42
1:B:23:GLN:O	1:B:24:LEU:HB2	2.20	0.42
1:B:421:TYR:HB3	1:B:457:ARG:HB2	2.02	0.42
1:B:473:TYR:CE2	1:B:489:TYR:O	2.73	0.42
1:C:380:TYR:HA	3:E:57:GLY:HA3	2.01	0.42
1:C:818:ILE:HG12	1:C:935:GLN:HG2	2.01	0.42
7:O:41:GLN:O	7:O:87:ALA:HB1	2.19	0.42
6:Q:11:SER:HB3	6:Q:110:LEU:HD21	2.00	0.42
8:V:30:LEU:HB3	8:V:31:PRO:HD3	2.01	0.42
1:A:296:LEU:HG	1:A:300:LYS:HE3	2.00	0.42
1:A:379:CYS:SG	1:A:384:PRO:HD3	2.60	0.42
1:A:878:LEU:HD12	1:A:1052:PHE:CD2	2.47	0.42
1:B:15:CYS:HB3	1:B:136:CYS:SG	2.48	0.42
1:B:362:VAL:HG22	1:B:363:ALA:N	2.33	0.42
1:B:1072:GLU:HG2	1:C:894:LEU:HD21	2.01	0.42
1:C:66:HIS:O	1:C:80:ASP:HB2	2.19	0.42
2:D:10:GLN:HB3	2:D:104:GLU:H	1.84	0.42
4:J:22:CYS:O	4:J:78:THR:HA	2.19	0.42
8:P:68:ARG:HH22	8:P:88:ARG:HD3	1.84	0.42
6:S:47:LEU:HG	6:S:56:PRO:HG2	2.01	0.42
5:T:6:GLN:O	5:T:100:GLN:NE2	2.51	0.42
1:A:20:THR:HG21	1:A:78:ARG:HA	2.00	0.42
1:A:104:TRP:HB3	1:A:238:PHE:CE1	2.55	0.42
1:A:438:SER:HB3	1:A:509:ARG:HG3	2.02	0.42
1:B:126:VAL:HG12	1:B:173:GLN:O	2.20	0.42
1:B:227:VAL:HG12	1:B:228:ASP:N	2.34	0.42
1:B:402:ILE:HD12	1:B:407:VAL:N	2.34	0.42
1:C:23:GLN:O	1:C:24:LEU:HB2	2.19	0.42
1:C:1140:PRO:O	1:C:1143:PRO:HD2	2.19	0.42
7:O:66:SER:C	7:O:77:THR:HB	2.40	0.42
7:O:100:ILE:HG22	7:O:101:PHE:H	1.82	0.42
8:P:55:GLU:C	8:P:57:GLY:H	2.23	0.42
6:Q:37:TYR:CE1	8:U:109:PHE:CD2	3.07	0.42
1:A:402:ILE:HD11	1:A:510:VAL:CG2	2.50	0.42

*Continued on next page...*

*Continued from previous page...*

Atom-1	Atom-2	Interatomic distance (Å)	Clash overlap (Å)
1:B:296:LEU:HB2	1:B:608:VAL:HG11	2.02	0.42
1:A:251:PRO:CB	6:N:54:LYS:CD	2.78	0.42
1:A:472:ILE:HD13	1:A:484:GLU:N	2.32	0.42
1:A:730:SER:HB2	1:A:774:GLN:HB3	2.02	0.42
1:C:402:ILE:HG22	1:C:403:ARG:N	2.35	0.42
8:U:55:GLU:C	8:U:57:GLY:H	2.23	0.42
1:A:393:THR:OG1	1:A:516:GLU:HB3	2.20	0.42
1:C:381:GLY:H	3:E:57:GLY:HA2	1.85	0.42
7:O:38:TRP:HB3	7:O:50:LEU:HD12	2.01	0.42
1:A:178:ASP:OD2	1:A:180:GLU:OE1	2.38	0.42
1:A:583:GLU:O	1:A:583:GLU:HG3	2.20	0.42
1:A:1081:ILE:HG23	1:A:1135:ASN:HB3	2.01	0.42
1:B:303:LEU:O	1:B:304:LYS:HB2	2.20	0.42
1:B:418:ILE:HA	1:B:422:ASN:HD22	1.84	0.42
1:C:896:ILE:CD1	1:C:904:TYR:CE2	3.02	0.42
5:T:48:ILE:HG21	5:T:64:GLY:HA3	2.00	0.42
5:T:59:PRO:HB2	5:T:61:ARG:HG2	2.00	0.42
8:U:30:LEU:HB3	8:U:31:PRO:HD3	2.01	0.42
1:A:204:TYR:HE1	1:A:225:PRO:CG	2.13	0.42
1:A:291:CYS:CB	1:A:301:CYS:SG	3.04	0.42
1:A:426:PRO:HB2	1:A:429:PHE:CB	2.39	0.42
1:A:527:PRO:O	1:A:528:LYS:C	2.58	0.42
1:A:565:PHE:CE1	1:A:576:VAL:HG11	2.55	0.42
1:A:1081:ILE:HD11	1:A:1102:TRP:CE3	2.55	0.42
1:A:1096:VAL:HG23	1:A:1096:VAL:O	2.19	0.42
1:B:800:PHE:CD2	1:B:924:ALA:CA	2.82	0.42
4:J:109:TRP:HZ2	5:T:36:TYR:CZ	2.38	0.42
6:N:39:GLN:OE1	6:N:45:PRO:HG3	2.20	0.42
8:U:18:SER:HB3	8:U:83:GLU:OE2	2.19	0.42
1:A:189:LEU:HB2	1:A:210:ILE:CG2	2.51	0.41
1:A:194:PHE:HB3	1:A:201:PHE:CZ	2.55	0.41
1:A:986:PRO:N	1:A:987:PRO:CD	2.83	0.41
1:A:1083:HIS:HB2	1:A:1137:VAL:HB	2.02	0.41
1:A:1100:THR:HB	10:M:1:NAG:N2	2.27	0.41
1:B:205:SER:HB3	1:B:226:LEU:HD11	2.01	0.41
1:C:91:TYR:N	1:C:268:GLY:O	2.52	0.41
1:C:193:VAL:HG23	1:C:223:LEU:HD22	2.02	0.41
4:I:109:TRP:HZ2	5:K:36:TYR:CZ	2.38	0.41
8:P:84:LEU:HD21	8:P:91:ASP:OD1	2.20	0.41
1:A:189:LEU:HB2	1:A:210:ILE:HG22	2.02	0.41
1:A:381:GLY:HA3	1:A:430:THR:HA	2.02	0.41

*Continued on next page...*

*Continued from previous page...*

Atom-1	Atom-2	Interatomic distance (Å)	Clash overlap (Å)
1:A:426:PRO:CG	1:A:429:PHE:HB2	2.51	0.41
1:A:435:ALA:HB2	1:A:510:VAL:HG22	2.03	0.41
1:A:576:VAL:HG22	1:A:587:ILE:HD11	2.03	0.41
1:B:147:LYS:HE3	8:U:102:PRO:HB3	2.02	0.41
1:B:546:LEU:HD23	1:B:547:THR:N	2.35	0.41
1:B:1097:SER:HB2	1:B:1102:TRP:CD2	2.55	0.41
4:I:9:GLY:HA3	4:I:114:LEU:O	2.21	0.41
7:O:49:LEU:HD11	7:O:52:TYR:HD2	1.85	0.41
8:V:18:SER:HB3	8:V:83:GLU:OE2	2.19	0.41
8:V:55:GLU:C	8:V:57:GLY:H	2.23	0.41
1:B:193:VAL:HG13	1:B:270:LEU:HD11	2.02	0.41
1:C:120:VAL:HG12	1:C:122:ASN:H	1.85	0.41
1:C:1054:GLN:HA	1:C:1054:GLN:OE1	2.20	0.41
2:H:60:ARG:O	2:H:75:ASN:N	2.50	0.41
6:N:33:TYR:CB	6:N:51:ASP:CG	2.79	0.41
6:Q:86:ASP:HA	6:Q:106:LYS:HA	2.03	0.41
8:V:13:LYS:HG3	8:V:19:VAL:HB	2.01	0.41
1:A:781:VAL:HG22	1:A:1026:ALA:HB2	2.02	0.41
1:B:380:TYR:HE1	3:L:55:ASN:CG	2.24	0.41
1:B:753:LEU:HD12	1:B:753:LEU:HA	1.78	0.41
7:O:39:PHE:O	7:O:89:TYR:HA	2.19	0.41
1:A:42:VAL:HG21	1:C:567:ARG:O	2.21	0.41
1:A:400:PHE:CZ	1:A:423:TYR:CE2	3.08	0.41
1:A:543:PHE:CE2	1:A:578:ASP:HA	2.56	0.41
1:A:676:THR:HA	1:A:690:GLN:HA	2.02	0.41
1:A:1142:GLN:N	1:A:1143:PRO:CD	2.83	0.41
1:B:470:THR:HG23	4:I:54:ASP:OD2	2.08	0.41
1:A:131:CYS:HA	1:A:166:CYS:HA	2.01	0.41
1:A:411:ALA:HB3	1:A:414:GLN:CB	2.51	0.41
1:B:797:PHE:HD2	1:B:898:PHE:HB2	1.85	0.41
1:B:1064:HIS:CE1	1:B:1066:THR:HG21	2.56	0.41
6:Q:37:TYR:CE2	8:U:109:PHE:CD2	3.07	0.41
6:Q:49:ILE:HG23	6:Q:54:LYS:O	2.20	0.41
1:A:34:ARG:HA	1:A:34:ARG:HD3	1.80	0.41
1:A:438:SER:HB2	1:A:442:ASP:CG	2.40	0.41
1:A:755:GLN:O	1:C:968:SER:HB3	2.21	0.41
1:B:67:ALA:HB1	1:B:242:LEU:HD11	2.03	0.41
1:B:533:LEU:HD13	1:B:543:PHE:CZ	2.53	0.41
1:B:563:GLN:HB2	1:C:41:LYS:HD2	2.03	0.41
1:B:968:SER:HB3	1:C:755:GLN:O	2.21	0.41
1:C:896:ILE:HD11	1:C:904:TYR:CE2	2.55	0.41

*Continued on next page...*

*Continued from previous page...*

Atom-1	Atom-2	Interatomic distance (Å)	Clash overlap (Å)
1:C:1033:VAL:HA	1:C:1051:SER:HB2	2.03	0.41
3:L:13:LYS:HE3	3:L:120:SER:O	2.21	0.41
3:L:20:ILE:HG12	3:L:21:SER:H	1.86	0.41
6:N:86:ASP:HA	6:N:106:LYS:HA	2.03	0.41
8:P:18:SER:HB3	8:P:83:GLU:OE2	2.19	0.41
6:Q:38:GLN:O	6:Q:45:PRO:HA	2.21	0.41
1:A:543:PHE:CE2	1:A:579:PRO:HD2	2.56	0.41
1:C:141:LEU:HB2	1:C:243:ALA:HA	2.03	0.41
4:J:68:PHE:HD1	4:J:83:MET:HA	1.85	0.41
6:N:47:LEU:HG	6:N:56:PRO:HG2	2.02	0.41
6:S:39:GLN:OE1	6:S:45:PRO:HG3	2.20	0.41
1:A:986:PRO:HD2	1:A:987:PRO:HD3	2.03	0.41
1:A:1025:ALA:HB1	1:A:1060:VAL:HG11	2.02	0.41
1:B:18:LEU:HD11	1:B:258:TRP:HB3	2.03	0.41
1:B:348:ALA:O	1:B:400:PHE:HA	2.20	0.41
1:B:726:ILE:HG23	1:B:1061:VAL:HG22	2.02	0.41
1:C:97:LYS:HA	1:C:188:ASN:HB2	2.02	0.41
1:C:251:PRO:HB3	6:S:54:LYS:HD2	2.01	0.41
1:C:328:ARG:HB3	1:C:579:PRO:HG3	2.03	0.41
1:C:869:MET:O	1:C:873:TYR:HD2	2.03	0.41
1:C:902:MET:C	1:C:916:LEU:CD2	2.89	0.41
6:N:38:GLN:O	6:N:45:PRO:HA	2.21	0.41
8:P:48:TRP:CZ2	8:P:51:GLY:HA3	2.56	0.41
6:Q:39:GLN:OE1	6:Q:45:PRO:HG3	2.20	0.41
8:U:101:THR:HB	8:U:103:PHE:HD2	1.86	0.41
1:A:210:ILE:HD12	1:A:217:PRO:CD	2.31	0.41
1:A:431:GLY:HA3	1:A:513:LEU:O	2.21	0.41
1:A:578:ASP:OD1	1:A:579:PRO:N	2.54	0.41
1:C:393:THR:HG22	1:C:522:ALA:HA	2.03	0.41
1:C:804:GLN:O	1:C:816:SER:OG	2.39	0.41
1:C:804:GLN:O	1:C:818:ILE:HG13	2.21	0.41
1:C:986:PRO:N	1:C:987:PRO:CD	2.83	0.41
2:D:94:PRO:O	2:D:96:ILE:N	2.53	0.41
3:E:13:LYS:HE3	3:E:13:LYS:HB3	1.94	0.41
3:E:39:GLN:HB2	3:E:45:LEU:HD23	1.93	0.41
5:K:9:SER:HG	5:K:100:GLN:HE21	1.57	0.41
1:A:452:LEU:CD2	1:A:494:SER:CA	2.89	0.40
1:A:1139:ASP:OD1	1:A:1140:PRO:HD2	2.21	0.40
3:E:98:ARG:HB3	3:E:109:TYR:HB2	2.03	0.40
3:E:102:ASP:O	3:E:105:TYR:HD2	2.04	0.40
6:Q:50:TYR:O	6:Q:54:LYS:HB2	2.21	0.40

*Continued on next page...*

Continued from previous page...

Atom-1	Atom-2	Interatomic distance (Å)	Clash overlap (Å)
6:S:86:ASP:HA	6:S:106:LYS:HA	2.03	0.40
8:U:48:TRP:CZ2	8:U:51:GLY:HA3	2.56	0.40
1:A:327:VAL:HG11	1:A:528:LYS:HB3	2.03	0.40
1:A:825:LYS:HA	1:A:825:LYS:HD3	1.91	0.40
1:B:143:VAL:HG12	1:B:152:TRP:HE3	1.87	0.40
1:B:520:ALA:HA	1:B:521:PRO:HD3	1.90	0.40
1:C:735:SER:HB2	1:C:861:LEU:HD11	2.02	0.40
2:D:94:PRO:HA	3:L:47:TRP:CZ3	2.56	0.40
3:E:37:VAL:HG13	3:E:46:GLU:O	2.21	0.40
3:L:11:VAL:O	3:L:12:LYS:CG	2.69	0.40
6:S:38:GLN:O	6:S:45:PRO:HA	2.21	0.40
1:A:289:VAL:HG23	1:A:306:PHE:CD2	2.54	0.40
1:A:984:LEU:HD23	1:A:984:LEU:HA	1.86	0.40
1:B:1140:PRO:O	1:B:1143:PRO:HD2	2.21	0.40
1:C:1052:PHE:HE1	1:C:1065:VAL:HG23	1.86	0.40
5:K:63:SER:HB3	5:K:74:THR:HB	2.04	0.40
9:R:12:VAL:HG21	9:R:18:LEU:HB2	2.04	0.40
8:U:69:VAL:HA	8:U:83:GLU:O	2.22	0.40
1:A:444:LYS:HG2	1:A:445:VAL:N	2.36	0.40
1:A:472:ILE:HA	1:A:491:PRO:HD3	2.04	0.40
1:A:870:ILE:HG22	1:A:1055:SER:CB	2.51	0.40
1:B:310:LYS:HG3	1:B:600:PRO:HA	2.03	0.40
1:B:1031:GLU:O	1:B:1037:SER:HB2	2.21	0.40
8:P:101:THR:HG1	8:P:106:SER:HG	1.53	0.40
6:Q:36:TRP:HA	6:Q:88:TYR:O	2.21	0.40
8:V:48:TRP:CZ2	8:V:51:GLY:HA3	2.56	0.40
1:A:741:TYR:CE1	1:A:962:LEU:CD1	3.04	0.40
4:J:9:GLY:HA3	4:J:114:LEU:O	2.21	0.40
7:O:41:GLN:HB2	7:O:47:PRO:HG3	2.03	0.40
9:R:36:TRP:NE1	9:R:81:LEU:HB2	2.37	0.40

There are no symmetry-related clashes.

## 5.3 Torsion angles [\(i\)](#)

### 5.3.1 Protein backbone [\(i\)](#)

In the following table, the Percentiles column shows the percent Ramachandran outliers of the chain as a percentile score with respect to all PDB entries followed by that with respect to all EM entries.

The Analysed column shows the number of residues for which the backbone conformation was analysed, and the total number of residues.

Mol	Chain	Analysed	Favoured	Allowed	Outliers	Percentiles	
1	A	1062/1281 (83%)	1034 (97%)	27 (2%)	1 (0%)	51	83
1	B	1062/1281 (83%)	1025 (96%)	35 (3%)	2 (0%)	47	79
1	C	1062/1281 (83%)	1031 (97%)	29 (3%)	2 (0%)	47	79
2	D	103/210 (49%)	86 (84%)	17 (16%)	0	100	100
2	H	103/210 (49%)	89 (86%)	14 (14%)	0	100	100
3	E	118/223 (53%)	111 (94%)	6 (5%)	1 (1%)	19	59
3	L	118/223 (53%)	113 (96%)	5 (4%)	0	100	100
4	I	118/120 (98%)	105 (89%)	13 (11%)	0	100	100
4	J	118/120 (98%)	105 (89%)	13 (11%)	0	100	100
5	K	106/108 (98%)	103 (97%)	3 (3%)	0	100	100
5	T	106/108 (98%)	103 (97%)	3 (3%)	0	100	100
6	N	107/109 (98%)	100 (94%)	7 (6%)	0	100	100
6	Q	107/109 (98%)	100 (94%)	7 (6%)	0	100	100
6	S	107/109 (98%)	100 (94%)	7 (6%)	0	100	100
7	O	108/111 (97%)	97 (90%)	7 (6%)	4 (4%)	3	28
8	P	118/120 (98%)	109 (92%)	8 (7%)	1 (1%)	19	59
8	U	118/120 (98%)	109 (92%)	7 (6%)	2 (2%)	9	45
8	V	118/120 (98%)	109 (92%)	7 (6%)	2 (2%)	9	45
9	R	117/223 (52%)	109 (93%)	8 (7%)	0	100	100
All	All	4976/6186 (80%)	4738 (95%)	223 (4%)	15 (0%)	44	75

All (15) Ramachandran outliers are listed below:

Mol	Chain	Res	Type
7	O	100	ILE
8	P	110	ASP
8	U	110	ASP
8	V	110	ASP
1	B	334	ASN
3	E	102	ASP
7	O	36	MET
8	U	104	SER
8	V	104	SER
7	O	97	VAL

*Continued on next page...*



*Continued from previous page...*

Mol	Chain	Res	Type
1	B	139	PRO
1	C	139	PRO
1	C	1053	PRO
1	A	139	PRO
7	O	33	ILE

### 5.3.2 Protein sidechains [i](#)

In the following table, the Percentiles column shows the percent sidechain outliers of the chain as a percentile score with respect to all PDB entries followed by that with respect to all EM entries.

The Analysed column shows the number of residues for which the sidechain conformation was analysed, and the total number of residues.

Mol	Chain	Analysed	Rotameric	Outliers	Percentiles	
1	A	933/1106 (84%)	930 (100%)	3 (0%)	92	97
1	B	925/1106 (84%)	925 (100%)	0	100	100
1	C	929/1106 (84%)	927 (100%)	2 (0%)	93	98
2	D	60/189 (32%)	60 (100%)	0	100	100
2	H	60/189 (32%)	60 (100%)	0	100	100
3	E	92/190 (48%)	91 (99%)	1 (1%)	73	88
3	L	92/190 (48%)	92 (100%)	0	100	100
4	I	95/98 (97%)	95 (100%)	0	100	100
4	J	95/98 (97%)	95 (100%)	0	100	100
5	K	93/93 (100%)	93 (100%)	0	100	100
5	T	93/93 (100%)	93 (100%)	0	100	100
6	N	88/88 (100%)	88 (100%)	0	100	100
6	Q	88/88 (100%)	88 (100%)	0	100	100
6	S	88/88 (100%)	88 (100%)	0	100	100
7	O	85/95 (90%)	85 (100%)	0	100	100
8	P	100/101 (99%)	100 (100%)	0	100	100
8	U	100/101 (99%)	100 (100%)	0	100	100
8	V	101/101 (100%)	101 (100%)	0	100	100
9	R	92/184 (50%)	92 (100%)	0	100	100
All	All	4209/5304 (79%)	4203 (100%)	6 (0%)	93	98

All (6) residues with a non-rotameric sidechain are listed below:

Mol	Chain	Res	Type
1	A	318	PHE
1	A	759	PHE
1	A	965	GLN
1	C	495	TYR
1	C	759	PHE
3	E	33	TYR

Sometimes sidechains can be flipped to improve hydrogen bonding and reduce clashes. All (54) such sidechains are listed below:

Mol	Chain	Res	Type
1	A	69	HIS
1	A	165	ASN
1	A	211	ASN
1	A	331	ASN
1	A	481	ASN
1	A	655	HIS
1	A	675	GLN
1	A	872	GLN
1	A	965	GLN
1	A	1005	GLN
1	B	49	HIS
1	B	165	ASN
1	B	211	ASN
1	B	282	ASN
1	B	331	ASN
1	B	370	ASN
1	B	487	ASN
1	B	544	ASN
1	B	564	GLN
1	B	675	GLN
1	B	804	GLN
1	B	935	GLN
1	B	965	GLN
1	B	1002	GLN
1	C	165	ASN
1	C	211	ASN
1	C	331	ASN
1	C	370	ASN
1	C	487	ASN
1	C	675	GLN
1	C	1002	GLN

*Continued on next page...*

*Continued from previous page...*

Mol	Chain	Res	Type
1	C	1005	GLN
2	D	91	ASN
3	E	6	GLN
3	E	55	ASN
2	H	91	ASN
4	I	84	ASN
4	I	105	ASN
4	J	84	ASN
4	J	105	ASN
5	K	90	GLN
3	L	6	GLN
3	L	55	ASN
3	L	112	GLN
6	N	6	GLN
8	P	40	GLN
8	P	114	GLN
6	Q	6	GLN
6	S	6	GLN
8	U	40	GLN
8	U	114	GLN
8	V	3	GLN
8	V	7	GLN
8	V	114	GLN

### 5.3.3 RNA [i](#)

There are no RNA molecules in this entry.

### 5.4 Non-standard residues in protein, DNA, RNA chains [i](#)

There are no non-standard protein/DNA/RNA residues in this entry.

### 5.5 Carbohydrates [i](#)

24 monosaccharides are modelled in this entry.

In the following table, the Counts columns list the number of bonds (or angles) for which Mogul statistics could be retrieved, the number of bonds (or angles) that are observed in the model and the number of bonds (or angles) that are defined in the Chemical Component Dictionary. The Link column lists molecule types, if any, to which the group is linked. The Z score for a bond length (or angle) is the number of standard deviations the observed value is removed from the

expected value. A bond length (or angle) with  $|Z| > 2$  is considered an outlier worth inspection. RMSZ is the root-mean-square of all Z scores of the bond lengths (or angles).

Mol	Type	Chain	Res	Link	Bond lengths			Bond angles		
					Counts	RMSZ	# Z  > 2	Counts	RMSZ	# Z  > 2
10	NAG	F	1	10,1	14,14,15	0.27	0	17,19,21	0.70	0
10	NAG	F	2	10	14,14,15	0.28	0	17,19,21	0.73	0
10	NAG	G	1	10,1	14,14,15	0.26	0	17,19,21	0.72	0
10	NAG	G	2	10	14,14,15	0.28	0	17,19,21	0.69	0
10	NAG	M	1	10,1	14,14,15	0.27	0	17,19,21	0.67	0
10	NAG	M	2	10	14,14,15	0.26	0	17,19,21	0.70	0
10	NAG	W	1	10,1	14,14,15	0.28	0	17,19,21	0.71	0
10	NAG	W	2	10	14,14,15	0.28	0	17,19,21	0.71	0
10	NAG	X	1	10,1	14,14,15	0.30	0	17,19,21	0.85	0
10	NAG	X	2	10	14,14,15	0.27	0	17,19,21	0.67	0
10	NAG	Y	1	10,1	14,14,15	2.15	1 (7%)	17,19,21	2.41	4 (23%)
10	NAG	Y	2	10	14,14,15	0.26	0	17,19,21	0.70	0
10	NAG	Z	1	10,1	14,14,15	0.28	0	17,19,21	0.61	0
10	NAG	Z	2	10	14,14,15	0.27	0	17,19,21	0.69	0
10	NAG	a	1	10,1	14,14,15	0.27	0	17,19,21	0.67	0
10	NAG	a	2	10	14,14,15	0.28	0	17,19,21	0.69	0
10	NAG	b	1	10,1	14,14,15	0.27	0	17,19,21	0.72	0
10	NAG	b	2	10	14,14,15	0.28	0	17,19,21	0.69	0
10	NAG	c	1	10,1	14,14,15	0.28	0	17,19,21	0.69	0
10	NAG	c	2	10	14,14,15	0.27	0	17,19,21	0.70	0
10	NAG	d	1	10,1	14,14,15	0.27	0	17,19,21	0.69	0
10	NAG	d	2	10	14,14,15	0.26	0	17,19,21	0.69	0
10	NAG	e	1	10,1	14,14,15	0.28	0	17,19,21	0.62	0
10	NAG	e	2	10	14,14,15	0.28	0	17,19,21	0.71	0

In the following table, the Chirals column lists the number of chiral outliers, the number of chiral centers analysed, the number of these observed in the model and the number defined in the Chemical Component Dictionary. Similar counts are reported in the Torsion and Rings columns. '2' means no outliers of that kind were identified.

Mol	Type	Chain	Res	Link	Chirals	Torsions	Rings
10	NAG	F	1	10,1	-	2/6/23/26	0/1/1/1
10	NAG	F	2	10	-	2/6/23/26	0/1/1/1
10	NAG	G	1	10,1	-	0/6/23/26	0/1/1/1
10	NAG	G	2	10	-	0/6/23/26	0/1/1/1
10	NAG	M	1	10,1	-	3/6/23/26	0/1/1/1
10	NAG	M	2	10	-	0/6/23/26	0/1/1/1
10	NAG	W	1	10,1	-	2/6/23/26	0/1/1/1
10	NAG	W	2	10	-	2/6/23/26	0/1/1/1

Continued on next page...

Continued from previous page...

Mol	Type	Chain	Res	Link	Chirals	Torsions	Rings
10	NAG	X	1	10,1	-	0/6/23/26	0/1/1/1
10	NAG	X	2	10	-	0/6/23/26	0/1/1/1
10	NAG	Y	1	10,1	-	2/6/23/26	0/1/1/1
10	NAG	Y	2	10	-	0/6/23/26	0/1/1/1
10	NAG	Z	1	10,1	-	0/6/23/26	0/1/1/1
10	NAG	Z	2	10	-	2/6/23/26	0/1/1/1
10	NAG	a	1	10,1	-	0/6/23/26	0/1/1/1
10	NAG	a	2	10	-	0/6/23/26	0/1/1/1
10	NAG	b	1	10,1	-	2/6/23/26	0/1/1/1
10	NAG	b	2	10	-	2/6/23/26	0/1/1/1
10	NAG	c	1	10,1	-	3/6/23/26	0/1/1/1
10	NAG	c	2	10	-	0/6/23/26	0/1/1/1
10	NAG	d	1	10,1	-	0/6/23/26	0/1/1/1
10	NAG	d	2	10	-	0/6/23/26	0/1/1/1
10	NAG	e	1	10,1	-	0/6/23/26	0/1/1/1
10	NAG	e	2	10	-	2/6/23/26	0/1/1/1

All (1) bond length outliers are listed below:

Mol	Chain	Res	Type	Atoms	Z	Observed(Å)	Ideal(Å)
10	Y	1	NAG	C1-C2	7.99	1.64	1.52

All (4) bond angle outliers are listed below:

Mol	Chain	Res	Type	Atoms	Z	Observed(°)	Ideal(°)
10	Y	1	NAG	O5-C1-C2	-7.78	99.00	111.29
10	Y	1	NAG	C1-O5-C5	4.87	118.78	112.19
10	Y	1	NAG	C4-C3-C2	-2.25	107.72	111.02
10	Y	1	NAG	C1-C2-N2	2.19	114.24	110.49

There are no chirality outliers.

All (24) torsion outliers are listed below:

Mol	Chain	Res	Type	Atoms
10	F	2	NAG	O7-C7-N2-C2
10	Z	2	NAG	C8-C7-N2-C2
10	Z	2	NAG	O7-C7-N2-C2
10	c	1	NAG	C8-C7-N2-C2
10	c	1	NAG	O7-C7-N2-C2
10	e	2	NAG	C8-C7-N2-C2

Continued on next page...

*Continued from previous page...*

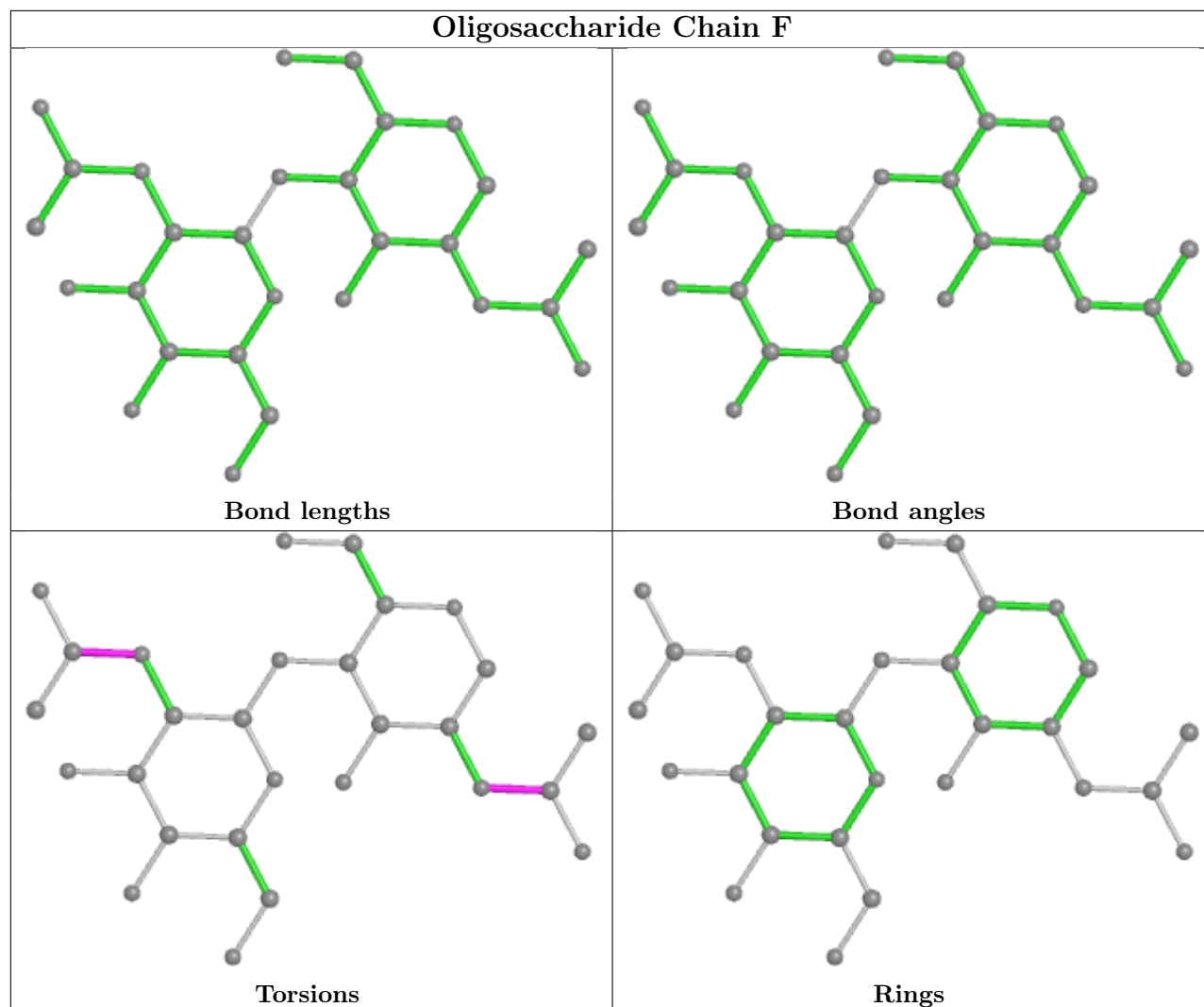
Mol	Chain	Res	Type	Atoms
10	e	2	NAG	O7-C7-N2-C2
10	F	2	NAG	C8-C7-N2-C2
10	b	2	NAG	C8-C7-N2-C2
10	W	2	NAG	C8-C7-N2-C2
10	b	1	NAG	C8-C7-N2-C2
10	b	2	NAG	O7-C7-N2-C2
10	F	1	NAG	C8-C7-N2-C2
10	W	1	NAG	C8-C7-N2-C2
10	W	2	NAG	O7-C7-N2-C2
10	b	1	NAG	O7-C7-N2-C2
10	F	1	NAG	O7-C7-N2-C2
10	W	1	NAG	O7-C7-N2-C2
10	Y	1	NAG	O5-C5-C6-O6
10	c	1	NAG	C1-C2-N2-C7
10	M	1	NAG	C8-C7-N2-C2
10	M	1	NAG	O5-C5-C6-O6
10	M	1	NAG	O7-C7-N2-C2
10	Y	1	NAG	C4-C5-C6-O6

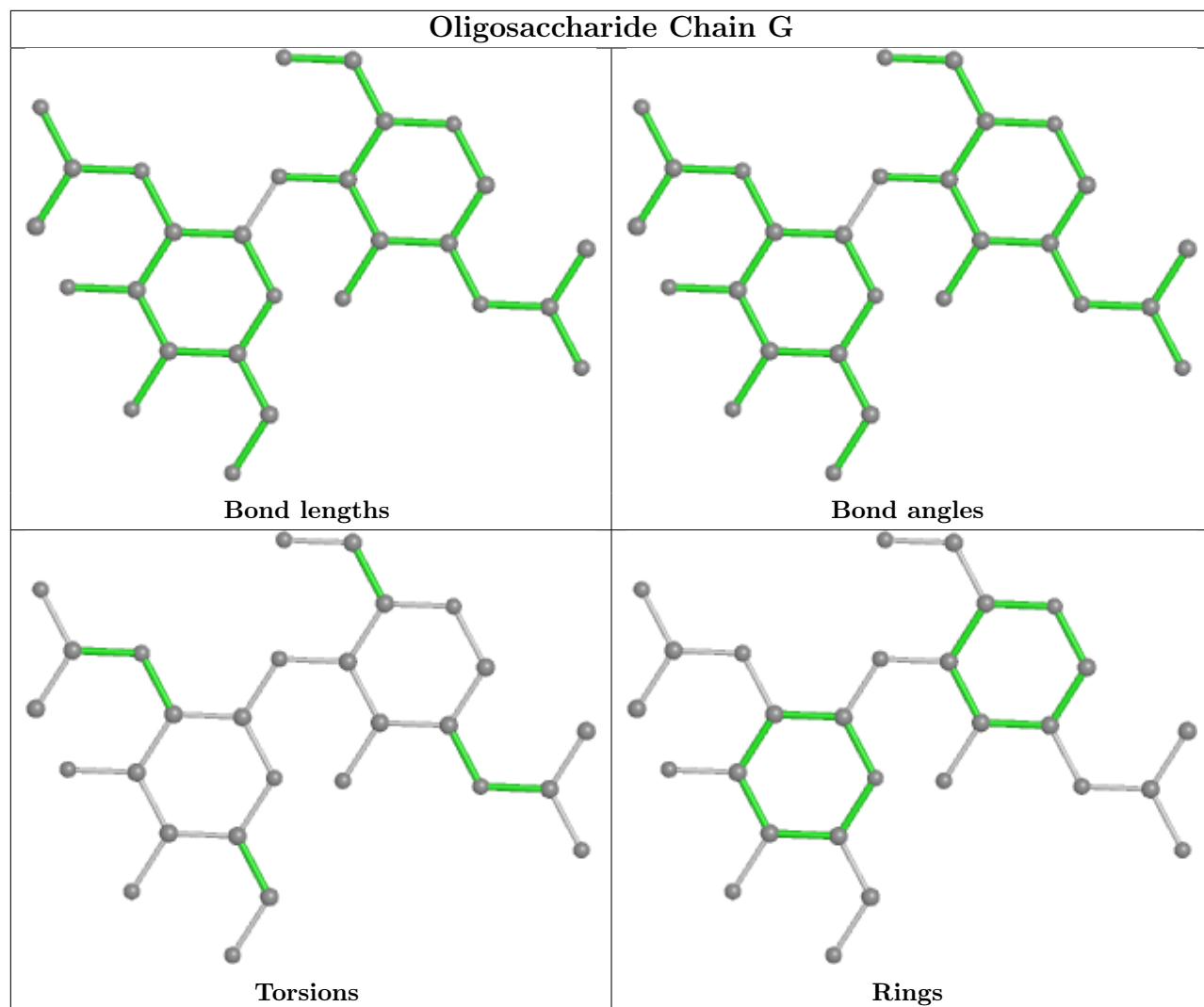
There are no ring outliers.

2 monomers are involved in 10 short contacts:

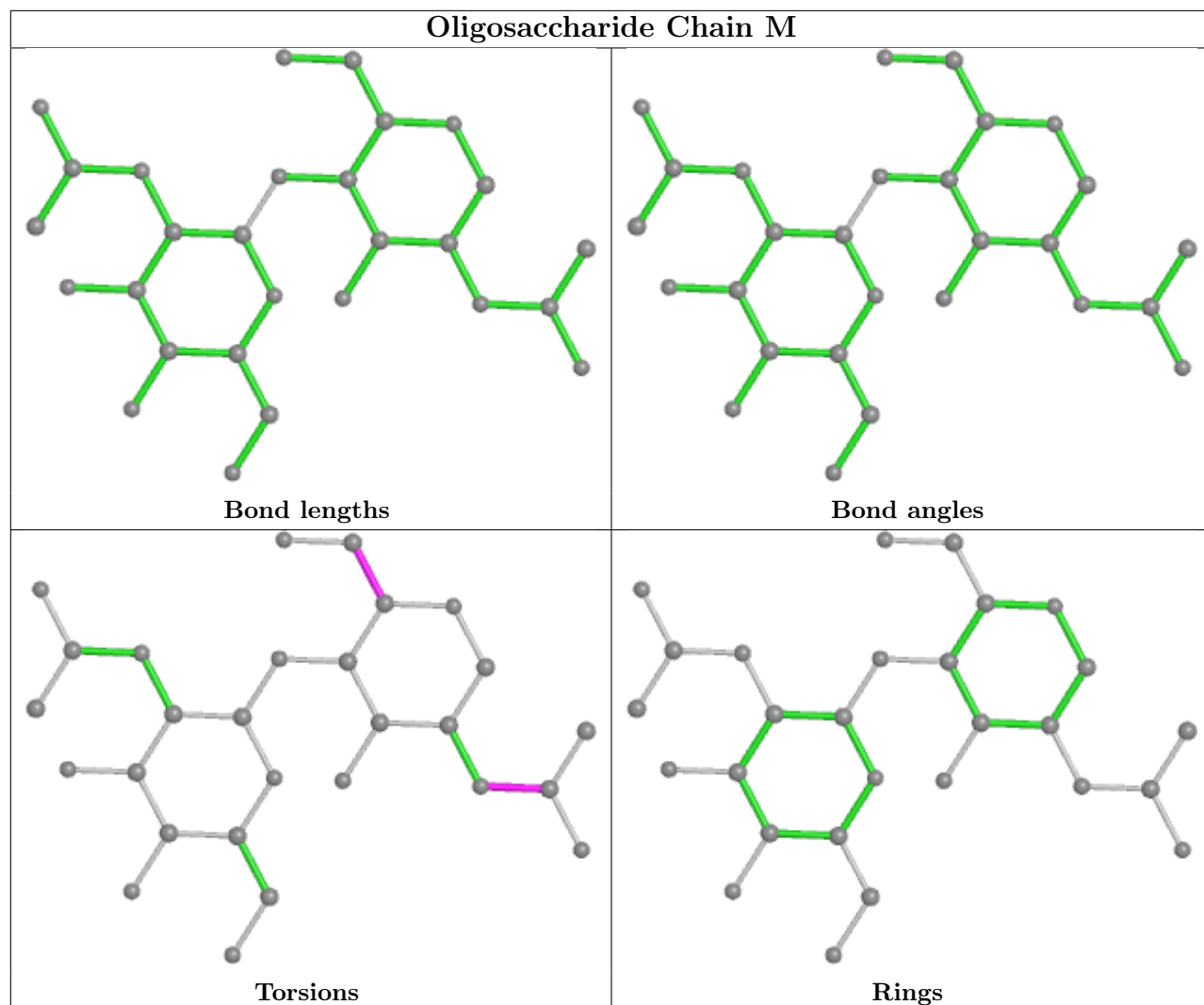
Mol	Chain	Res	Type	Clashes	Symm-Clashes
10	M	1	NAG	6	0
10	Z	1	NAG	4	0

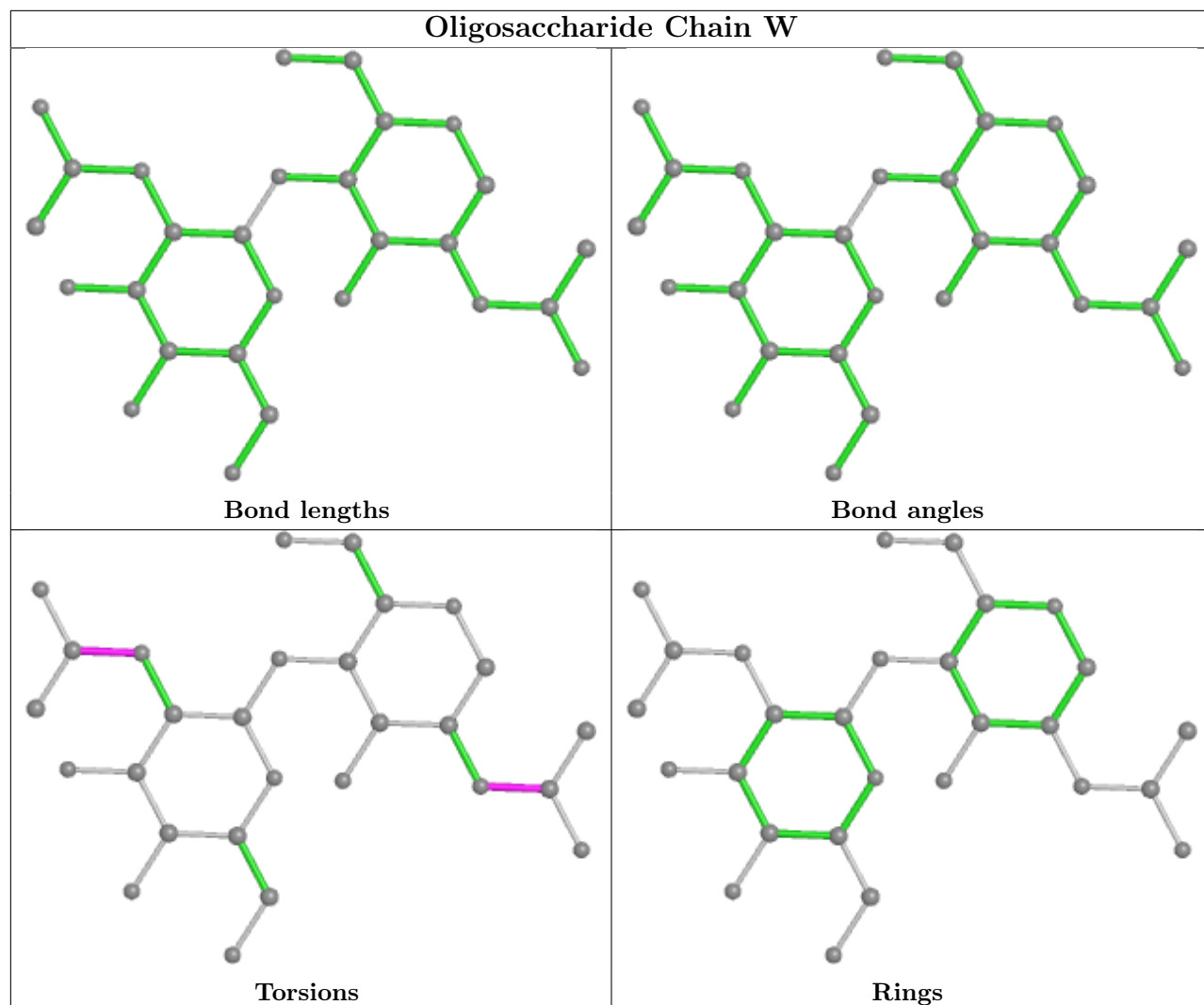
The following is a two-dimensional graphical depiction of Mogul quality analysis of bond lengths, bond angles, torsion angles, and ring geometry for oligosaccharide.

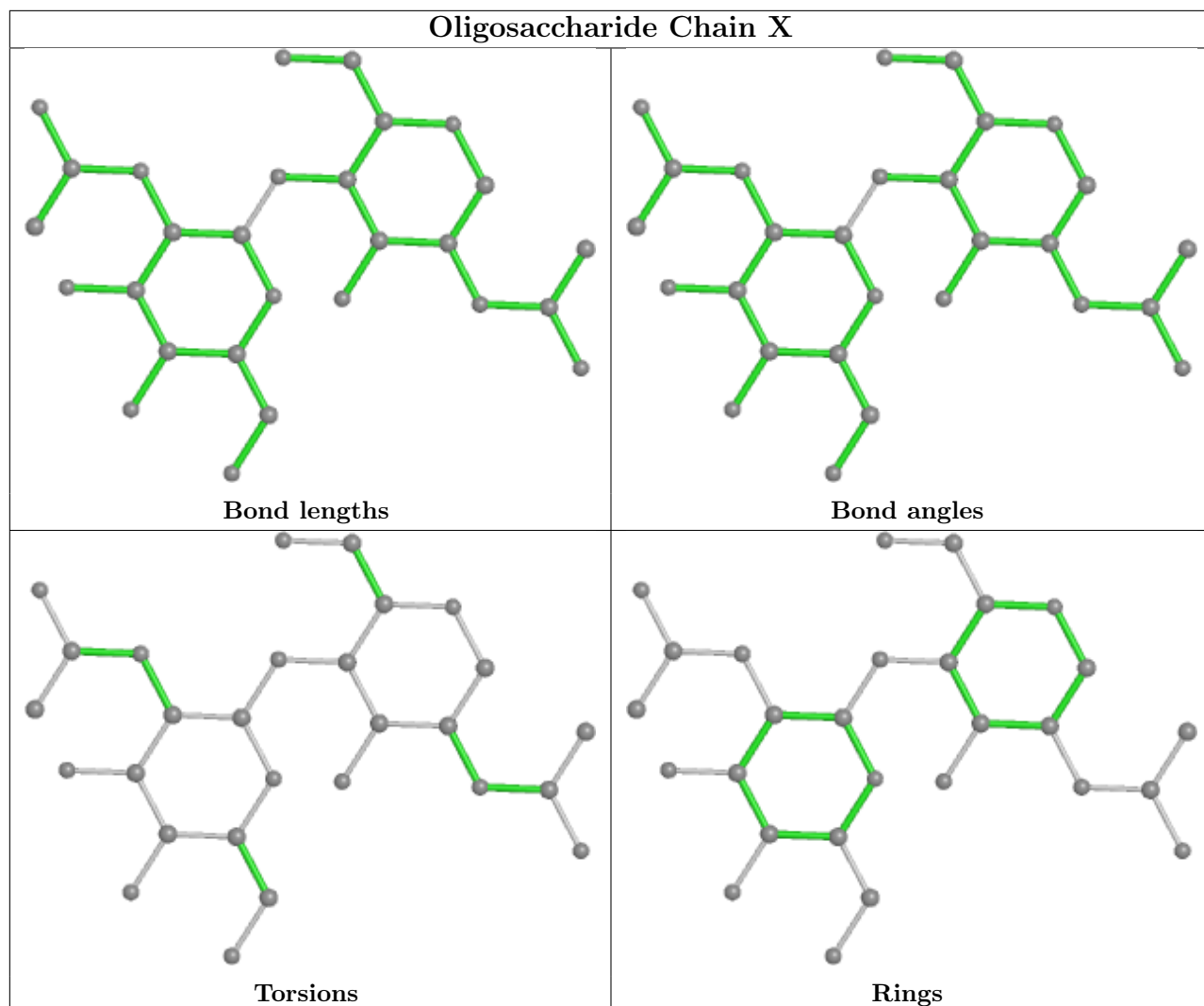


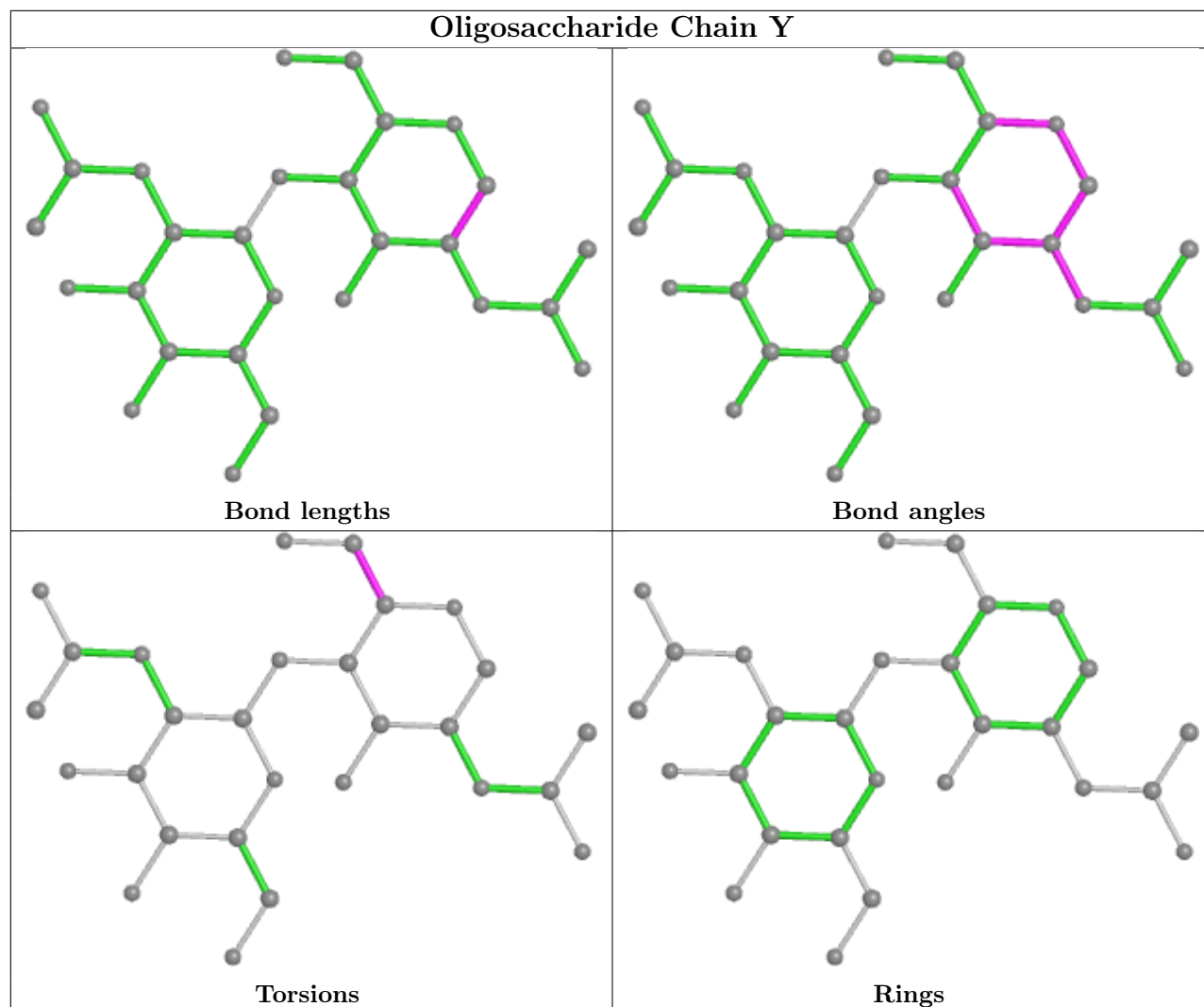


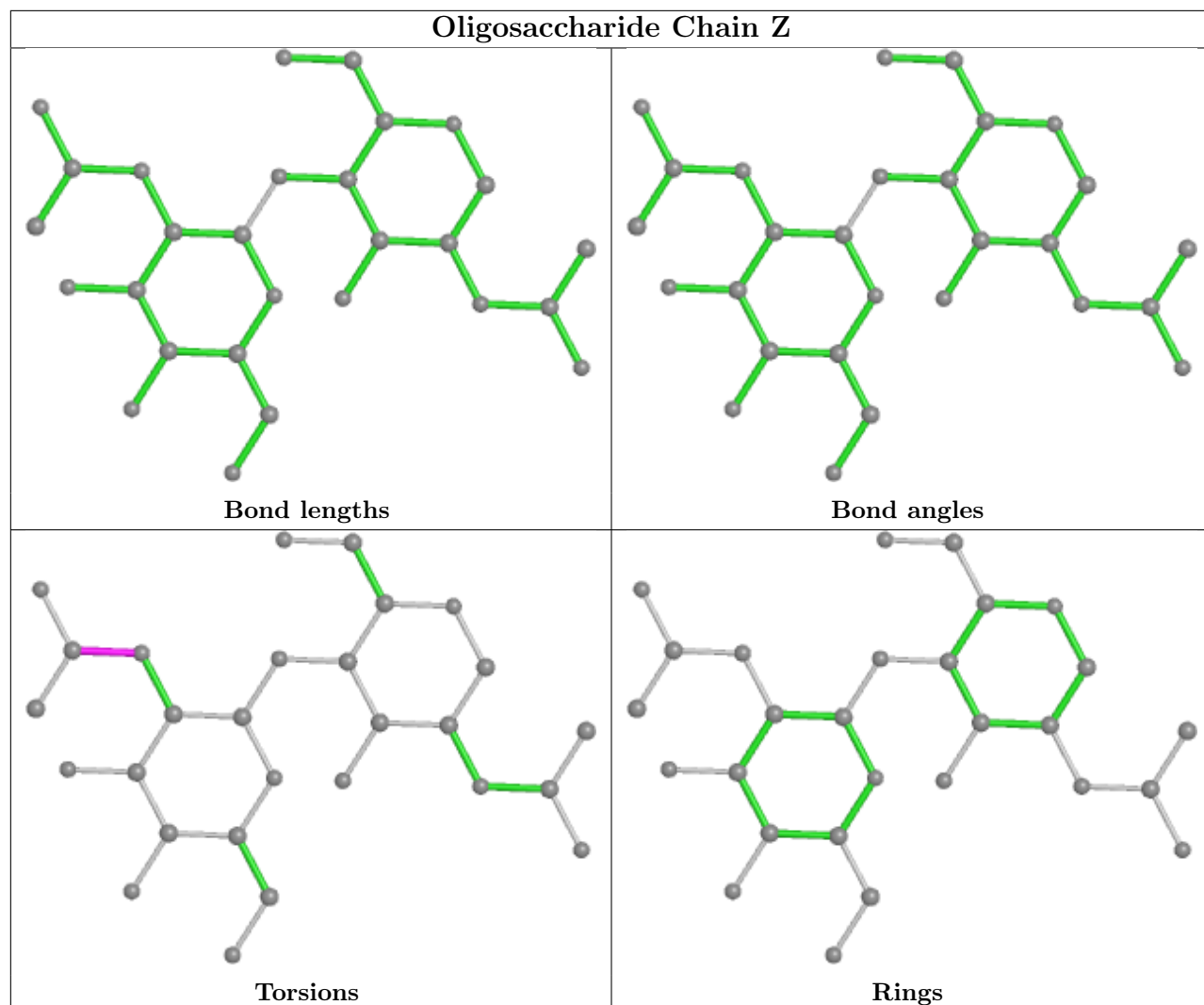


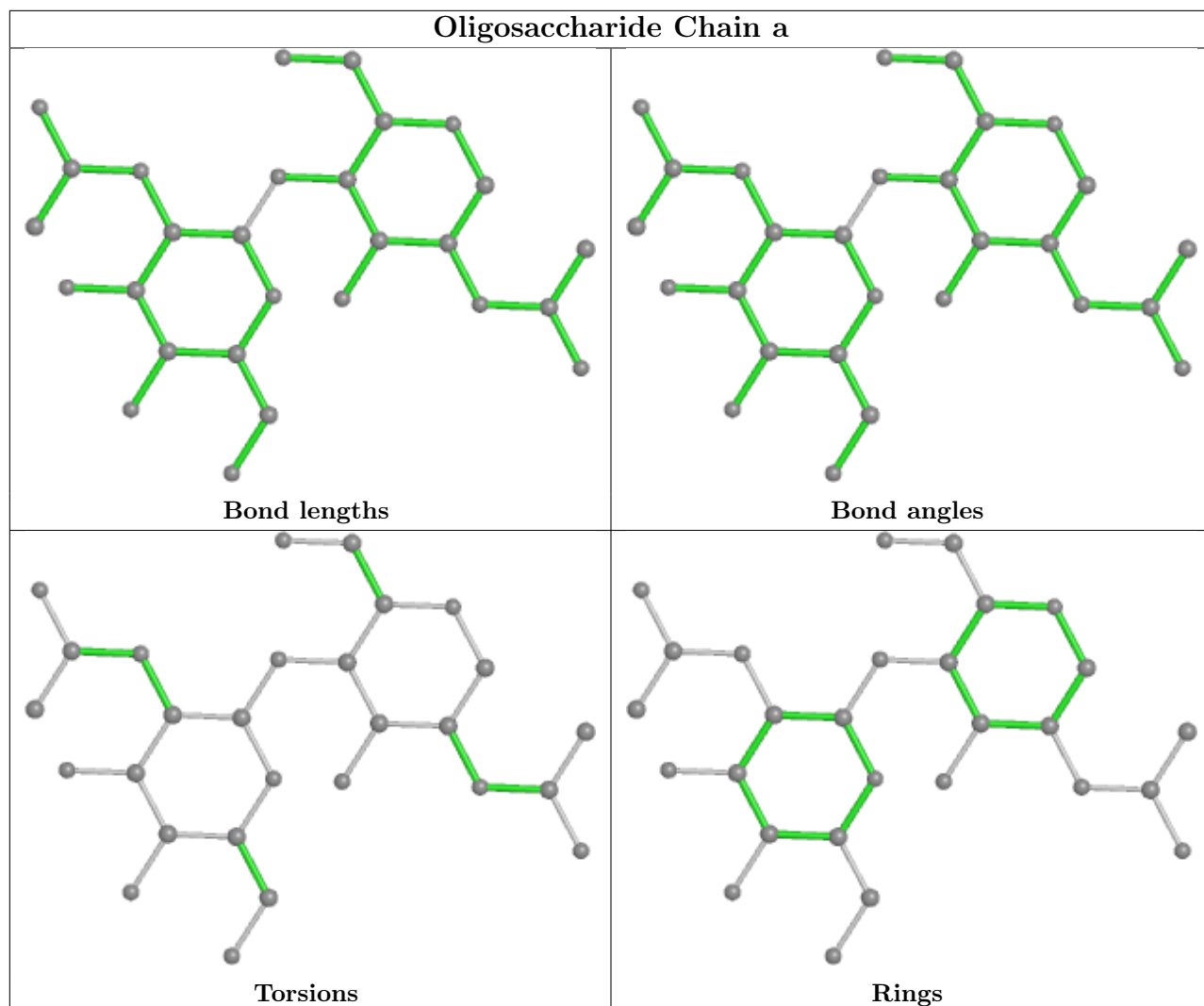


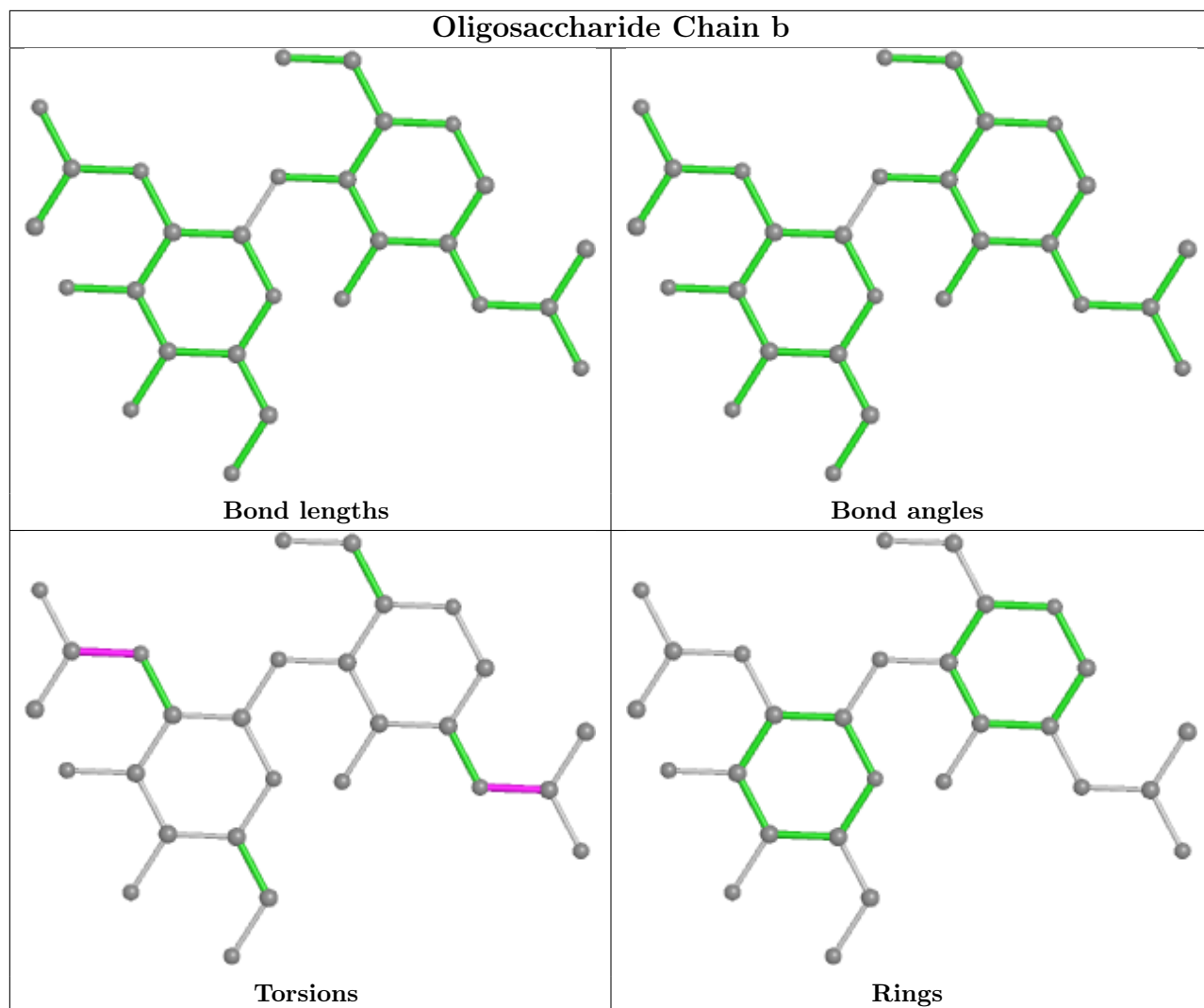


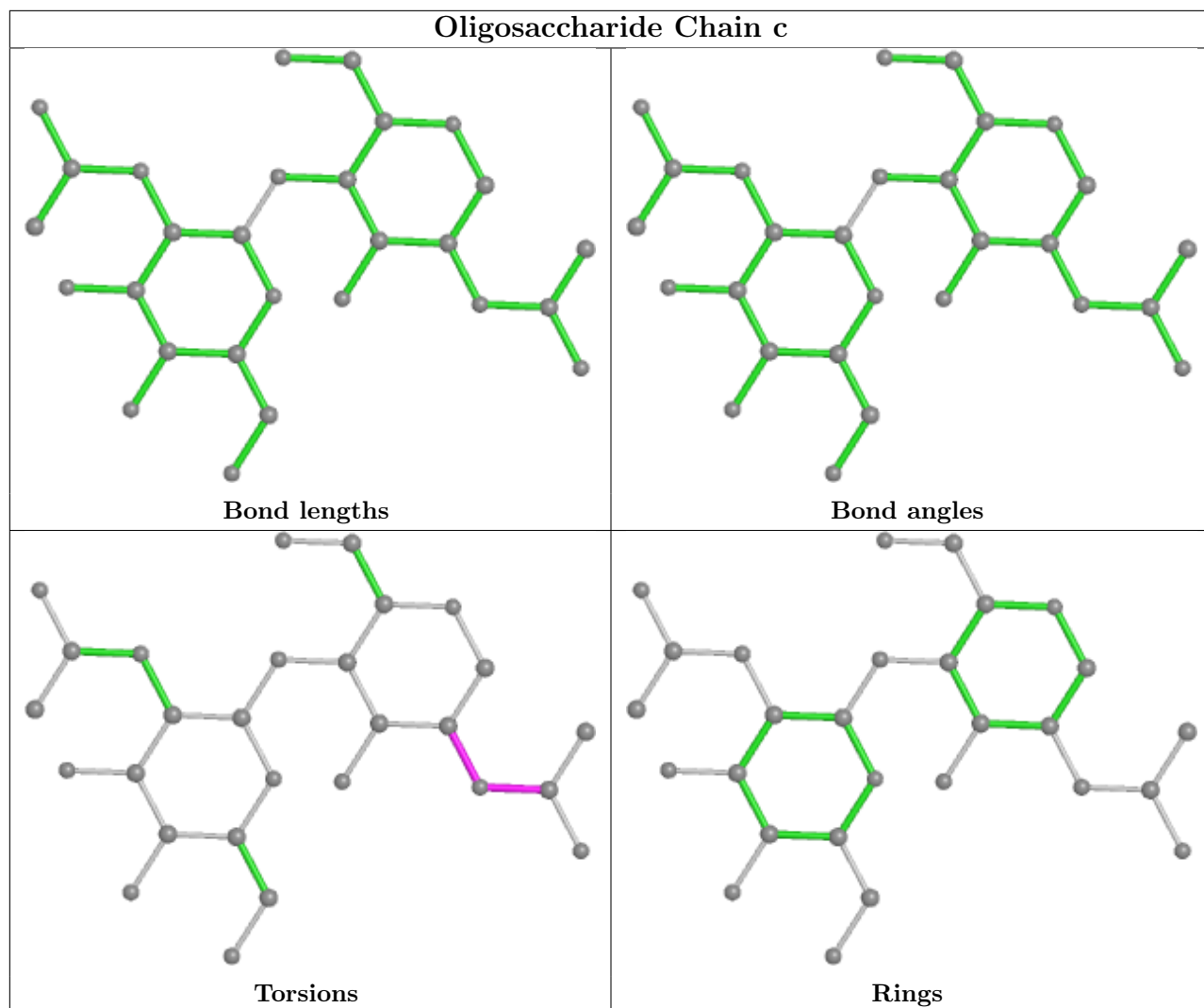




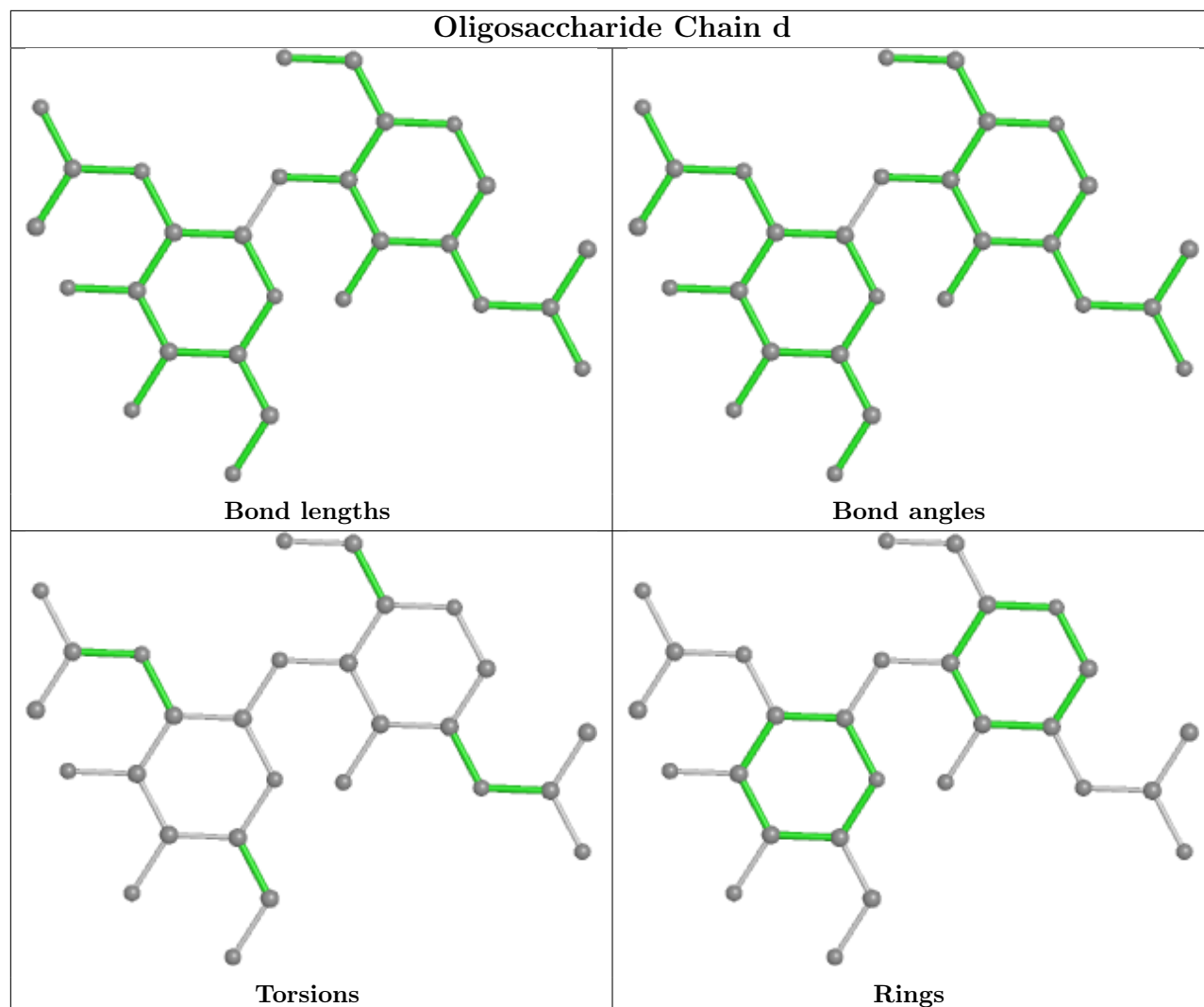


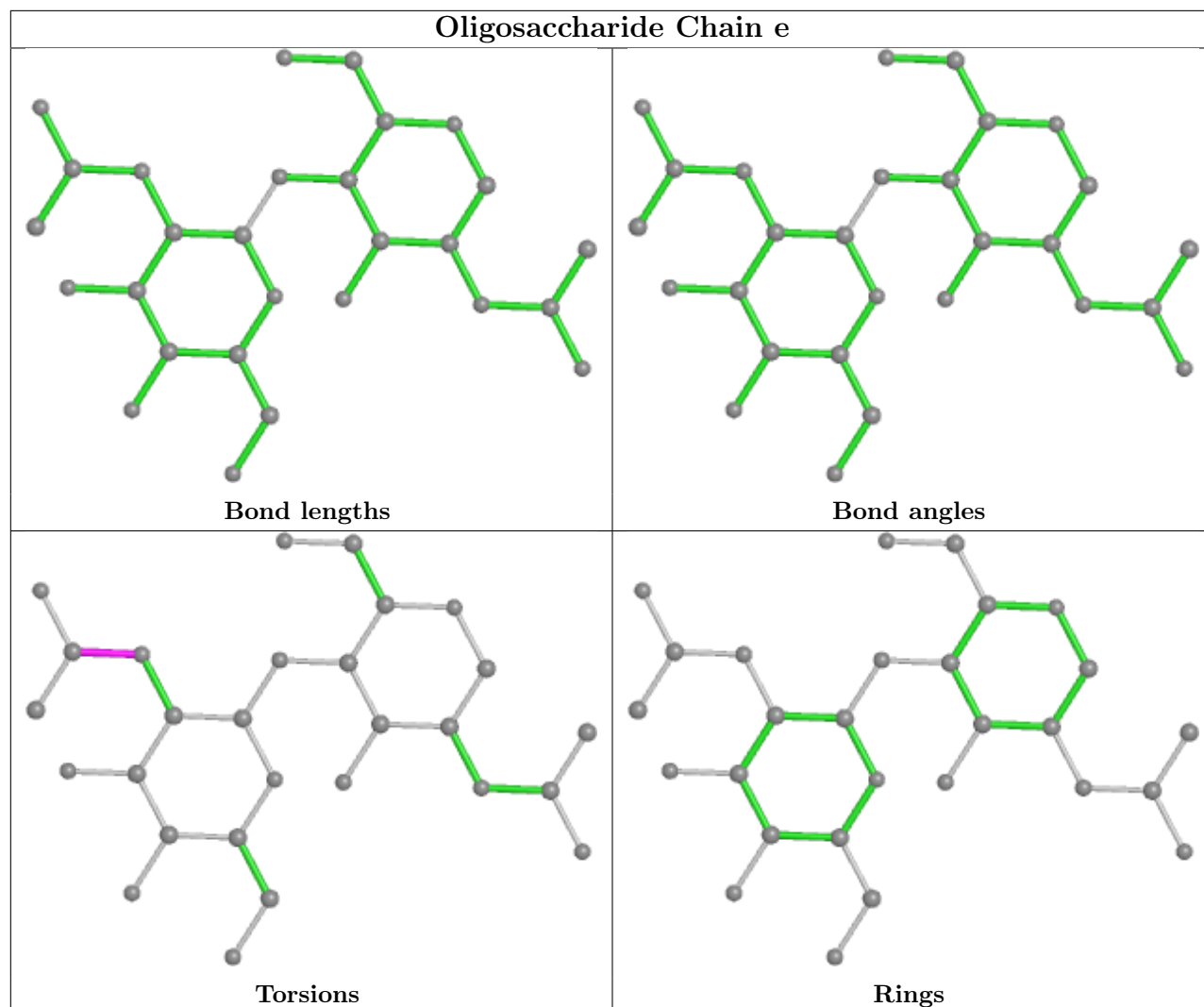












## 5.6 Ligand geometry [i](#)

There are no ligands in this entry.

## 5.7 Other polymers [i](#)

There are no such residues in this entry.

## 5.8 Polymer linkage issues [i](#)

There are no chain breaks in this entry.


## 6 Map visualisation [i](#)

This section contains visualisations of the EMDB entry EMD-30994. These allow visual inspection of the internal detail of the map and identification of artifacts.

No raw map or half-maps were deposited for this entry and therefore no images, graphs, etc. pertaining to the raw map can be shown.

### 6.1 Orthogonal projections [i](#)

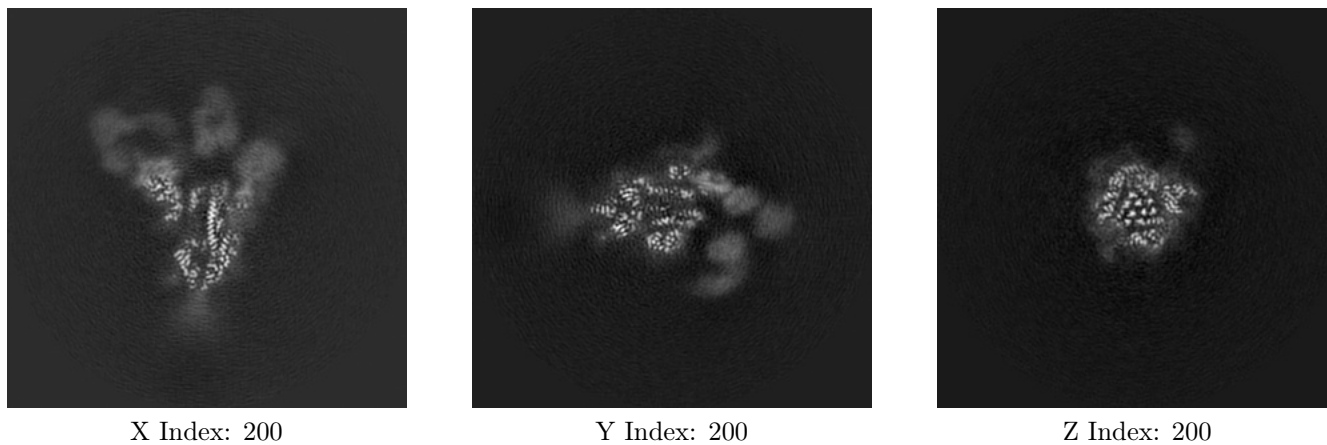
#### 6.1.1 Primary map



The images above show the map projected in three orthogonal directions.

### 6.2 Central slices [i](#)

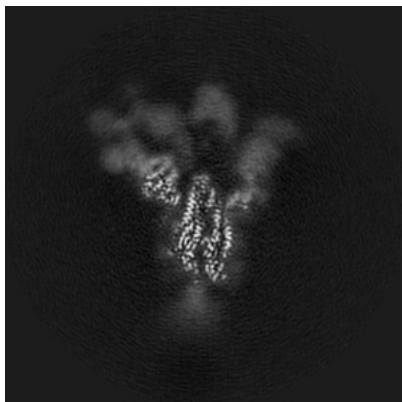
#### 6.2.1 Primary map



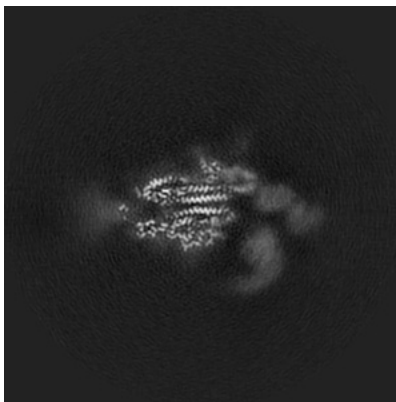
The images above show central slices of the map in three orthogonal directions.

## 6.3 Largest variance slices [i](#)

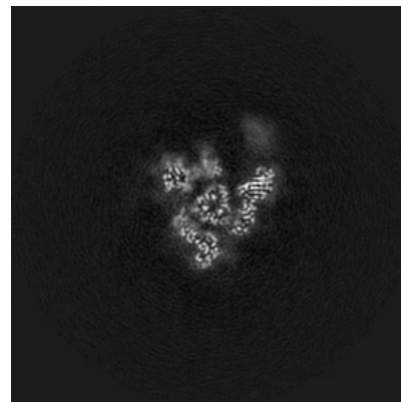
### 6.3.1 Primary map



X Index: 191



Y Index: 195



Z Index: 213


The images above show the largest variance slices of the map in three orthogonal directions.

## 6.4 Orthogonal surface views [i](#)

### 6.4.1 Primary map



X



Y



Z

The images above show the 3D surface view of the map at the recommended contour level 0.004. These images, in conjunction with the slice images, may facilitate assessment of whether an appropriate contour level has been provided.

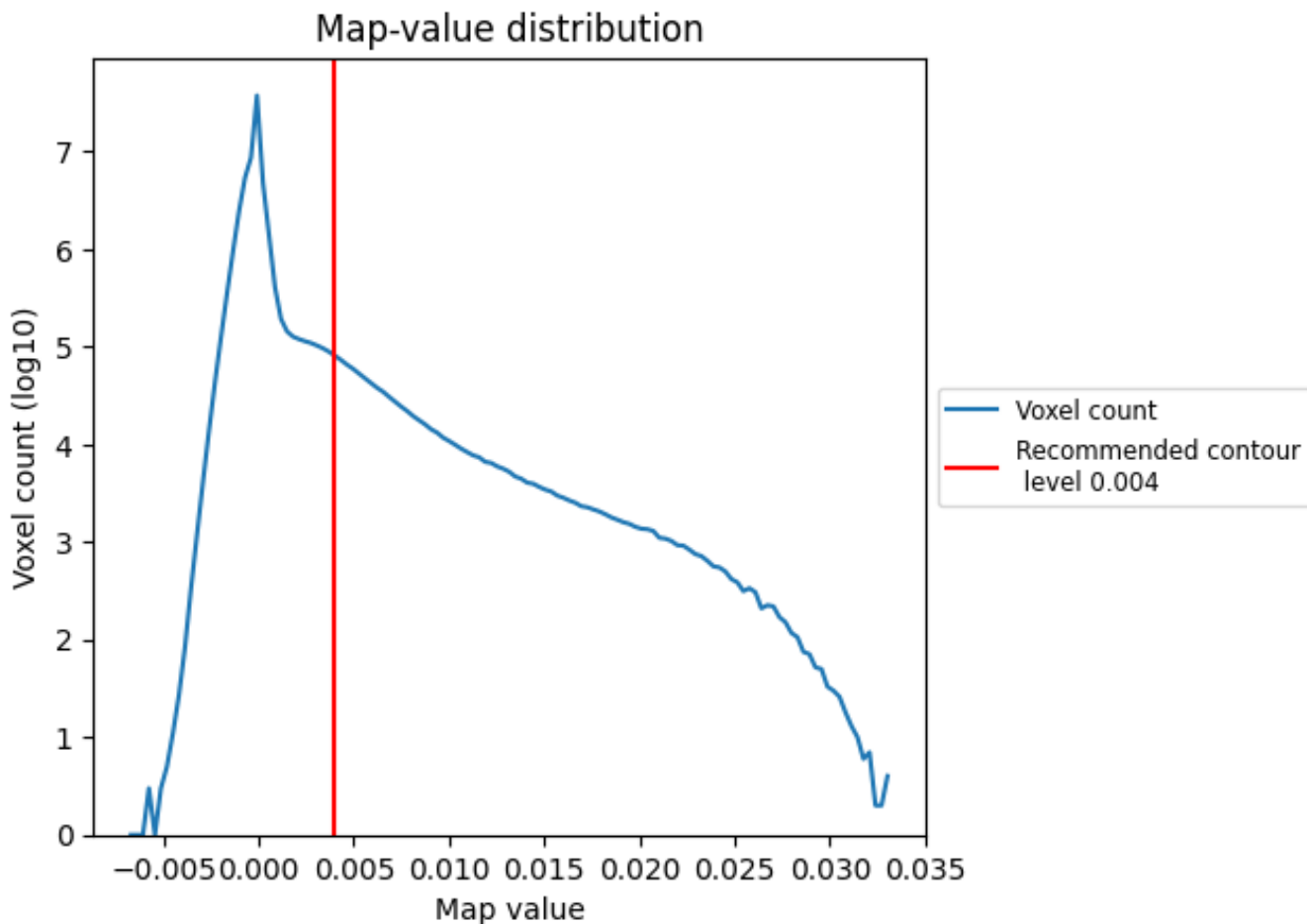
## 6.5 Mask visualisation

This section was not generated. No masks/segmentation were deposited.

## 7 Map analysis [i](#)

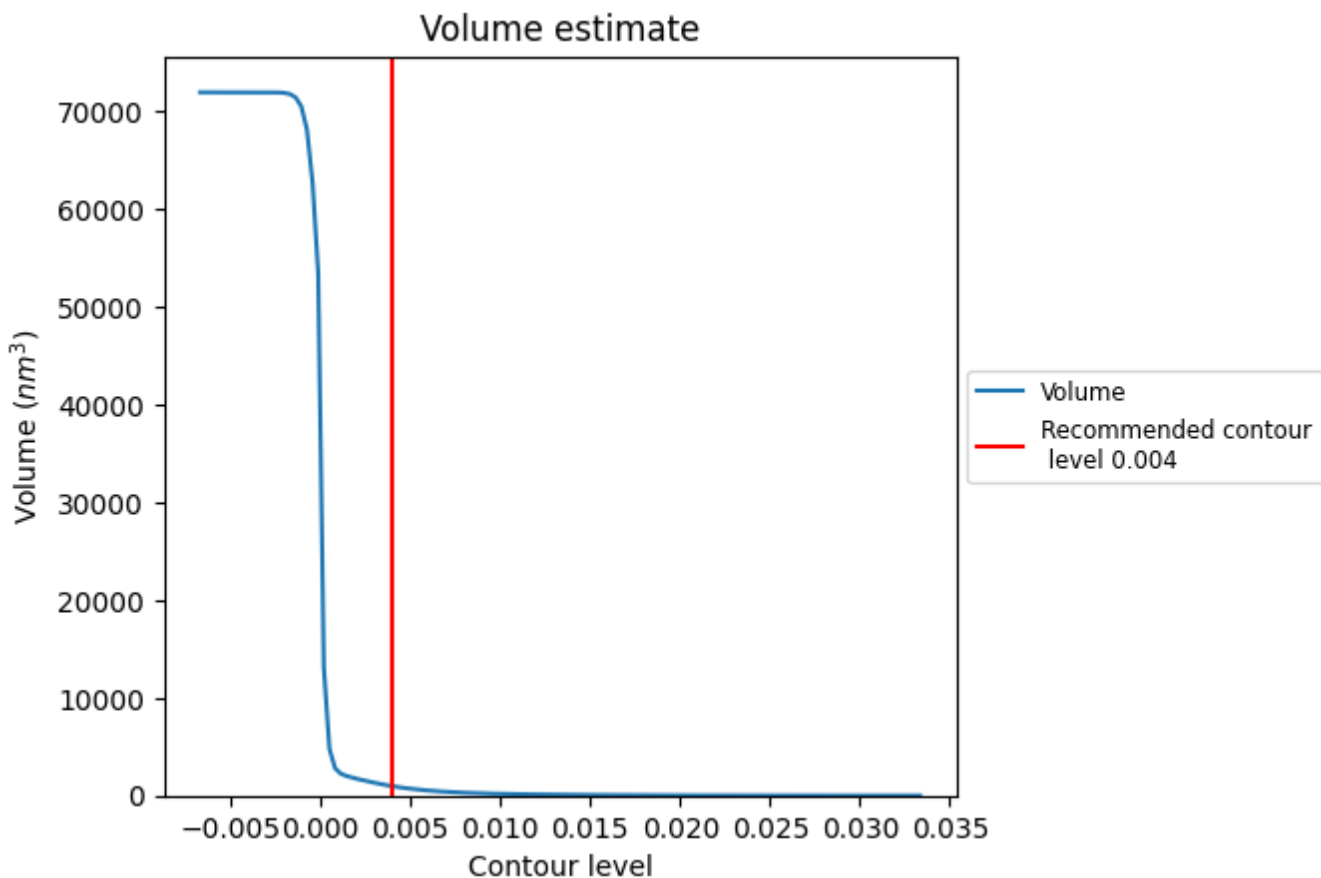
This section contains the results of statistical analysis of the map.

### 7.1 Map-value distribution [i](#)



The map-value distribution is plotted in 128 intervals along the x-axis. The y-axis is logarithmic. A spike in this graph at zero usually indicates that the volume has been masked.

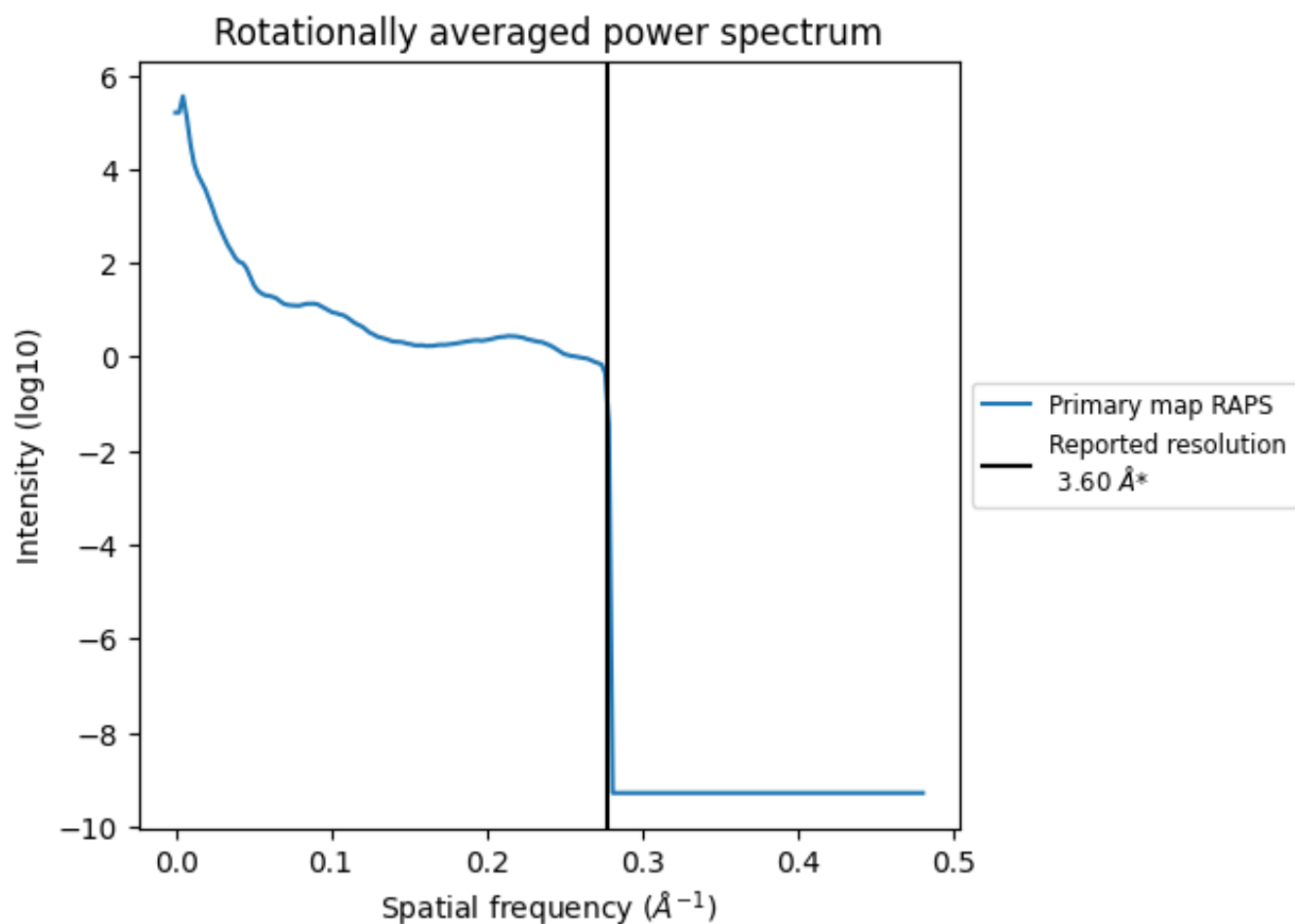
## 7.2 Volume estimate [\(i\)](#)



The volume at the recommended contour level is 960  $\text{nm}^3$ ; this corresponds to an approximate mass of 867 kDa.

The volume estimate graph shows how the enclosed volume varies with the contour level. The recommended contour level is shown as a vertical line and the intersection between the line and the curve gives the volume of the enclosed surface at the given level.

### 7.3 Rotationally averaged power spectrum [\(i\)](#)



\*Reported resolution corresponds to spatial frequency of 0.278 Å<sup>-1</sup>




## 8 Fourier-Shell correlation

This section was not generated. No FSC curve or half-maps provided.

## 9 Map-model fit [i](#)


This section contains information regarding the fit between EMDB map EMD-30994 and PDB model 7E5S. Per-residue inclusion information can be found in section 3 on page 13.

### 9.1 Map-model overlay [i](#)



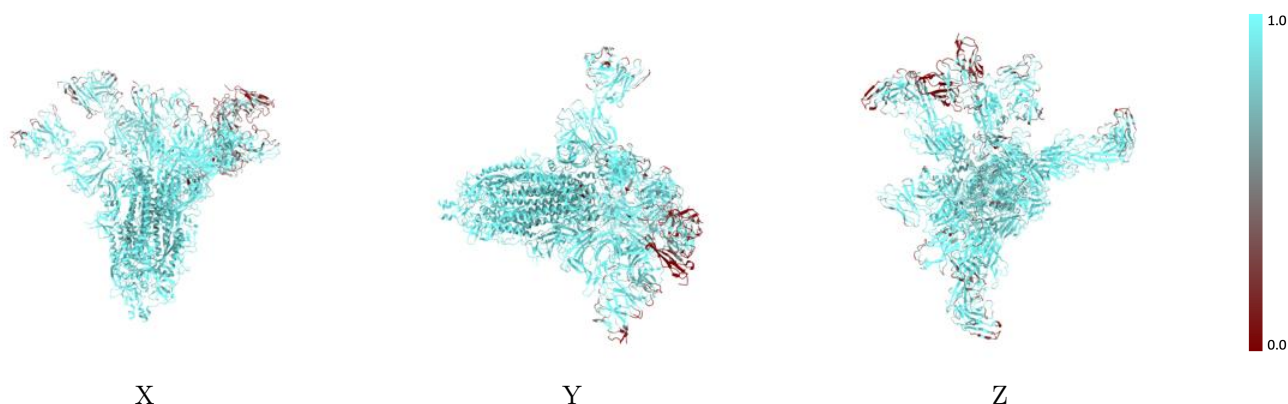
The images above show the 3D surface view of the map at the recommended contour level 0.004 at 50% transparency in yellow overlaid with a ribbon representation of the model coloured in blue. These images allow for the visual assessment of the quality of fit between the atomic model and the map.

## 9.2 Q-score mapped to coordinate model [i](#)



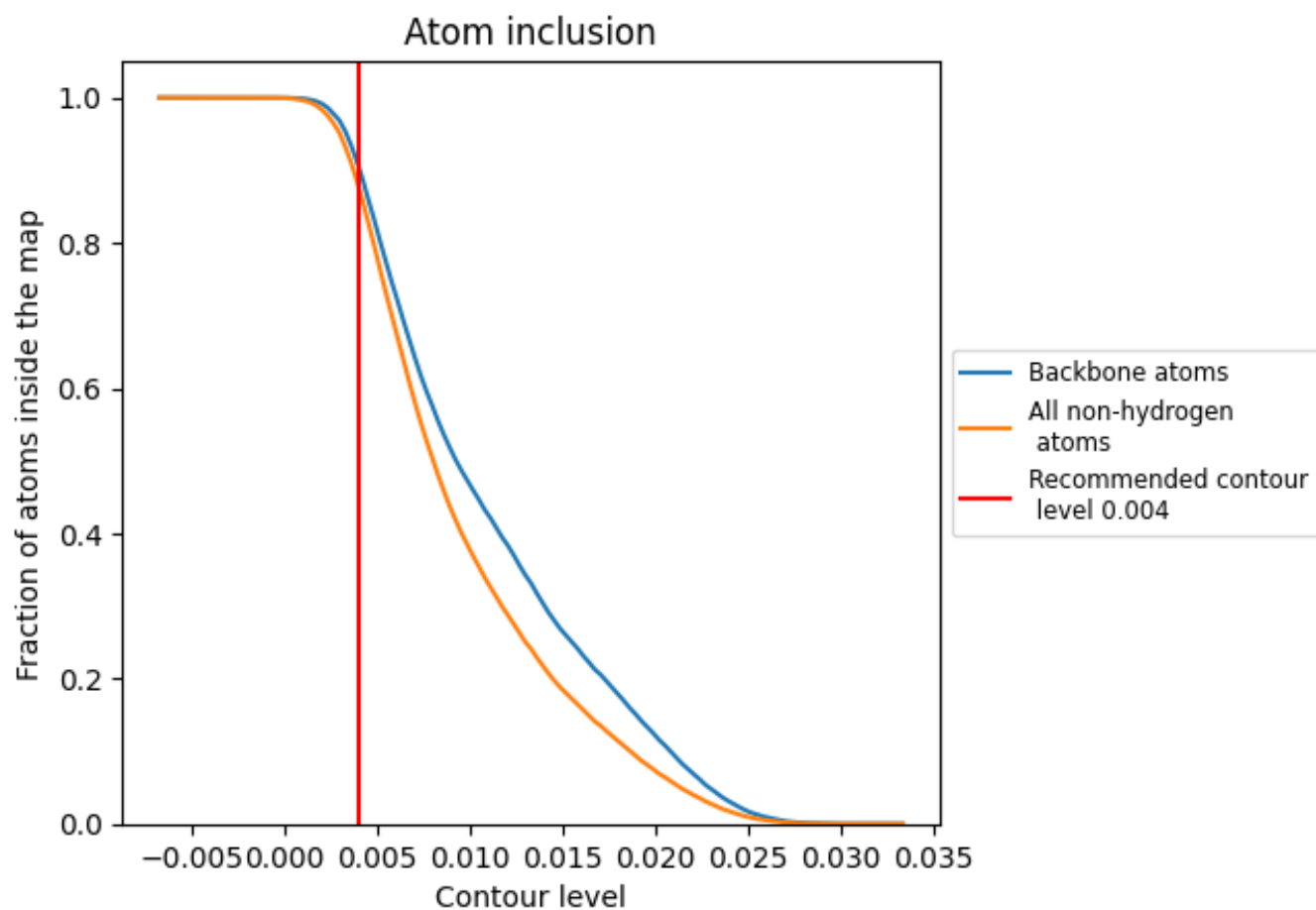
The images above show the model with each residue coloured according to its Q-score. This shows their resolvability in the map with higher Q-score values reflecting better resolvability. Please note: Q-score is calculating the resolvability of atoms, and thus high values are only expected at resolutions at which atoms can be resolved. Low Q-score values may therefore be expected for many entries.

## 9.3 Atom inclusion mapped to coordinate model [i](#)



The images above show the model with each residue coloured according to its atom inclusion. This shows to what extent they are inside the map at the recommended contour level (0.004).

































































## 9.4 Atom inclusion [i](#)



At the recommended contour level, 91% of all backbone atoms, 88% of all non-hydrogen atoms, are inside the map.

## 9.5 Map-model fit summary

The table lists the average atom inclusion at the recommended contour level (0.004) and Q-score for the entire model and for each chain.

Chain	Atom inclusion	Q-score
All	 0.8791	 0.1870
A	 0.9693	 0.2720
B	 0.9312	 0.2550
C	 0.9538	 0.2340
D	 0.7668	 0.0700
E	 0.9028	 0.0870
F	 0.8929	 0.1940
G	 0.9643	 0.2160
H	 0.8970	 0.0740
I	 0.3045	 0.0220
J	 0.7393	 0.0180
K	 0.3616	 0.0540
L	 0.8328	 0.0830
M	 0.8571	 0.2840
N	 0.8082	 0.0620
O	 0.7992	 0.0620
P	 0.8900	 0.0760
Q	 0.7773	 0.0710
R	 0.8278	 0.0830
S	 0.6757	 0.0580
T	 0.7893	 0.0930
U	 0.8691	 0.0710
V	 0.7777	 0.0830
W	 0.9286	 0.2570
X	 0.8571	 0.1200
Y	 0.6429	 0.2420
Z	 0.5000	 0.0290
a	 0.1071	 -0.1710
b	 0.7143	 0.1410
c	 0.3571	 0.0200
d	 0.1071	 -0.0270
e	 0.5357	 0.0490

