



# Full wwPDB X-ray Structure Validation Report ⓘ

Oct 25, 2023 – 08:14 AM EDT

PDB ID : 3EI0  
Title : Structure of the E221A mutant of the *Gloebacter violaceus* pentameric ligand gated ion channel (GLIC)  
Authors : Hilf, R.J.C.; Dutzler, R.  
Deposited on : 2008-09-15  
Resolution : 3.50 Å (reported)

This is a Full wwPDB X-ray Structure Validation Report for a publicly released PDB entry.

We welcome your comments at [validation@mail.wwpdb.org](mailto:validation@mail.wwpdb.org)

A user guide is available at

<https://www.wwpdb.org/validation/2017/XrayValidationReportHelp>

with specific help available everywhere you see the ⓘ symbol.

The types of validation reports are described at

<http://www.wwpdb.org/validation/2017/FAQs#types>.

---

The following versions of software and data (see [references ⓘ](#)) were used in the production of this report:

MolProbity : 4.02b-467  
Xtriage (Phenix) : 1.13  
EDS : 2.36  
Percentile statistics : 20191225.v01 (using entries in the PDB archive December 25th 2019)  
Refmac : 5.8.0158  
CCP4 : 7.0.044 (Gargrove)  
Ideal geometry (proteins) : Engh & Huber (2001)  
Ideal geometry (DNA, RNA) : Parkinson et al. (1996)  
Validation Pipeline (wwPDB-VP) : 2.36

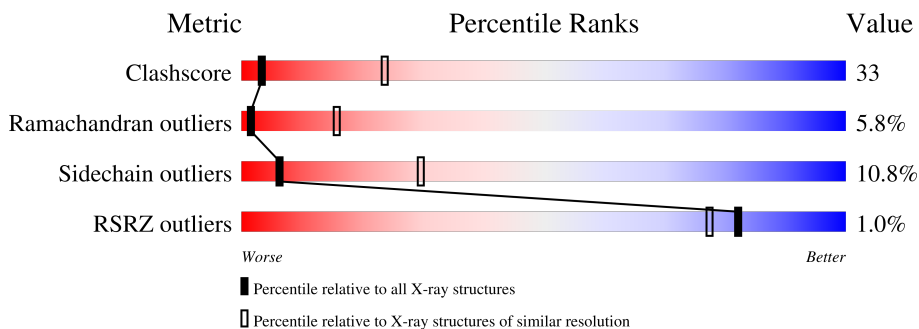
# 1 Overall quality at a glance

The following experimental techniques were used to determine the structure:

*X-RAY DIFFRACTION*

The reported resolution of this entry is 3.50 Å.

Percentile scores (ranging between 0-100) for global validation metrics of the entry are shown in the following graphic. The table shows the number of entries on which the scores are based.



Metric	Whole archive (#Entries)	Similar resolution (#Entries, resolution range(Å))
Clashscore	141614	1036 (3.58-3.42)
Ramachandran outliers	138981	1005 (3.58-3.42)
Sidechain outliers	138945	1006 (3.58-3.42)
RSRZ outliers	127900	1559 (3.60-3.40)

The table below summarises the geometric issues observed across the polymeric chains and their fit to the electron density. The red, orange, yellow and green segments of the lower bar indicate the fraction of residues that contain outliers for  $\geq 3$ , 2, 1 and 0 types of geometric quality criteria respectively. A grey segment represents the fraction of residues that are not modelled. The numeric value for each fraction is indicated below the corresponding segment, with a dot representing fractions  $\leq 5\%$ . The upper red bar (where present) indicates the fraction of residues that have poor fit to the electron density. The numeric value is given above the bar.

Mol	Chain	Length	Quality of chain
1	A	317	 41% 46% 10% ..
1	B	317	 39% 47% 11% ..
1	C	317	 39% 49% 9% ..
1	D	317	 40% 47% 9% ..
1	E	317	 41% 47% 10% ..

## 2 Entry composition [i](#)

There is only 1 type of molecule in this entry. The entry contains 12585 atoms, of which 0 are hydrogens and 0 are deuteriums.

In the tables below, the ZeroOcc column contains the number of atoms modelled with zero occupancy, the AltConf column contains the number of residues with at least one atom in alternate conformation and the Trace column contains the number of residues modelled with at most 2 atoms.

- Molecule 1 is a protein called Glr4197 protein.

Mol	Chain	Residues	Atoms					ZeroOcc	AltConf	Trace
			Total	C	N	O	S			
1	A	310	2517	1660	403	450	4	0	0	0
1	B	310	2517	1660	403	450	4	0	0	0
1	C	310	2517	1660	403	450	4	0	0	0
1	D	310	2517	1660	403	450	4	0	0	0
1	E	310	2517	1660	403	450	4	0	0	0

There are 40 discrepancies between the modelled and reference sequences:

Chain	Residue	Modelled	Actual	Comment	Reference
A	0	GLY	-	expression tag	UNP Q7NDN8
A	1	GLN	-	expression tag	UNP Q7NDN8
A	2	ASP	-	expression tag	UNP Q7NDN8
A	3	MET	-	expression tag	UNP Q7NDN8
A	4	VAL	-	expression tag	UNP Q7NDN8
A	5	SER	-	expression tag	UNP Q7NDN8
A	6	PRO	-	expression tag	UNP Q7NDN8
A	221	ALA	GLU	engineered mutation	UNP Q7NDN8
B	0	GLY	-	expression tag	UNP Q7NDN8
B	1	GLN	-	expression tag	UNP Q7NDN8
B	2	ASP	-	expression tag	UNP Q7NDN8
B	3	MET	-	expression tag	UNP Q7NDN8
B	4	VAL	-	expression tag	UNP Q7NDN8
B	5	SER	-	expression tag	UNP Q7NDN8
B	6	PRO	-	expression tag	UNP Q7NDN8
B	221	ALA	GLU	engineered mutation	UNP Q7NDN8
C	0	GLY	-	expression tag	UNP Q7NDN8
C	1	GLN	-	expression tag	UNP Q7NDN8
C	2	ASP	-	expression tag	UNP Q7NDN8

*Continued on next page...*

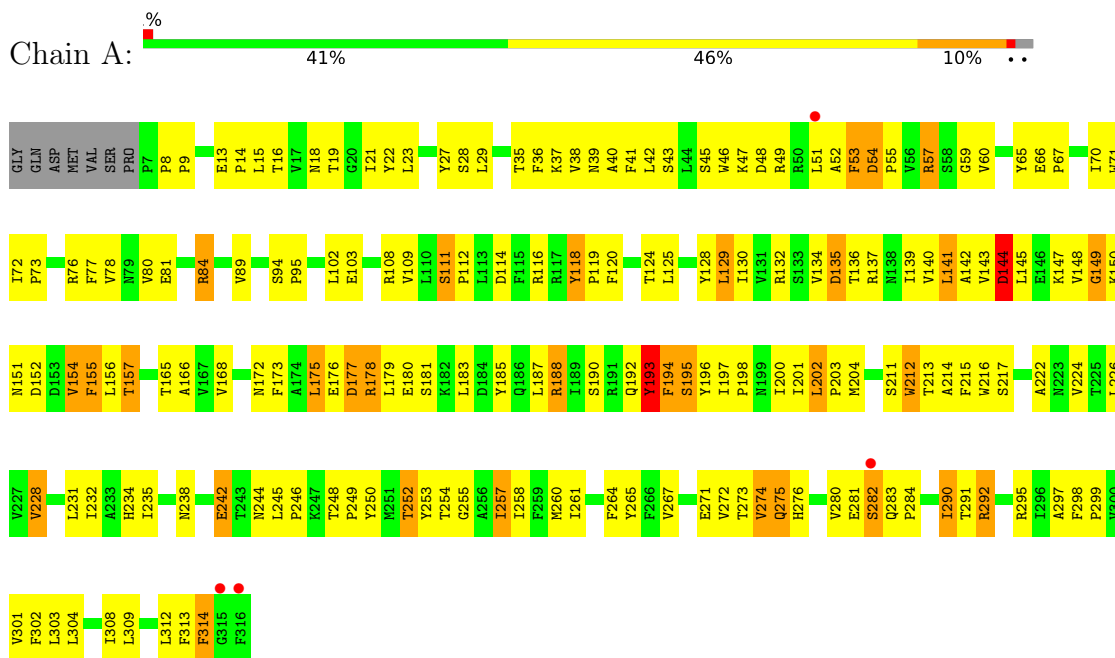
*Continued from previous page...*

Chain	Residue	Modelled	Actual	Comment	Reference
C	3	MET	-	expression tag	UNP Q7NDN8
C	4	VAL	-	expression tag	UNP Q7NDN8
C	5	SER	-	expression tag	UNP Q7NDN8
C	6	PRO	-	expression tag	UNP Q7NDN8
C	221	ALA	GLU	engineered mutation	UNP Q7NDN8
D	0	GLY	-	expression tag	UNP Q7NDN8
D	1	GLN	-	expression tag	UNP Q7NDN8
D	2	ASP	-	expression tag	UNP Q7NDN8
D	3	MET	-	expression tag	UNP Q7NDN8
D	4	VAL	-	expression tag	UNP Q7NDN8
D	5	SER	-	expression tag	UNP Q7NDN8
D	6	PRO	-	expression tag	UNP Q7NDN8
D	221	ALA	GLU	engineered mutation	UNP Q7NDN8
E	0	GLY	-	expression tag	UNP Q7NDN8
E	1	GLN	-	expression tag	UNP Q7NDN8
E	2	ASP	-	expression tag	UNP Q7NDN8
E	3	MET	-	expression tag	UNP Q7NDN8
E	4	VAL	-	expression tag	UNP Q7NDN8
E	5	SER	-	expression tag	UNP Q7NDN8
E	6	PRO	-	expression tag	UNP Q7NDN8
E	221	ALA	GLU	engineered mutation	UNP Q7NDN8

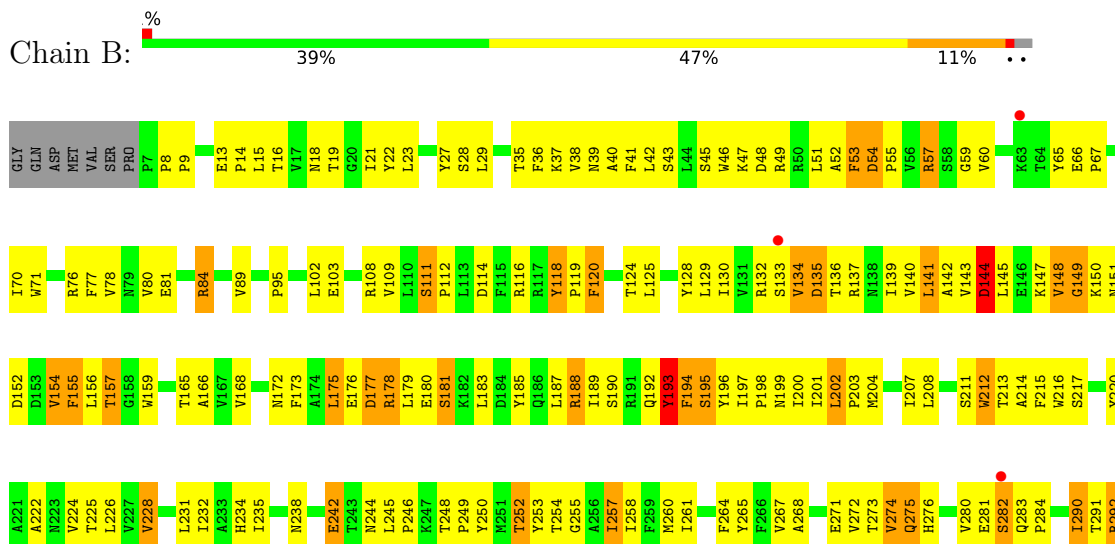
### 3 Residue-property plots [i](#)

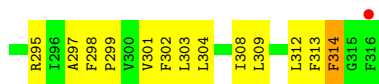
These plots are drawn for all protein, RNA, DNA and oligosaccharide chains in the entry. The first graphic for a chain summarises the proportions of the various outlier classes displayed in the second graphic. The second graphic shows the sequence view annotated by issues in geometry and electron density. Residues are color-coded according to the number of geometric quality criteria for which they contain at least one outlier: green = 0, yellow = 1, orange = 2 and red = 3 or more. A red dot above a residue indicates a poor fit to the electron density ( $RSRZ > 2$ ). Stretches of 2 or more consecutive residues without any outlier are shown as a green connector. Residues present in the sample, but not in the model, are shown in grey.

- Molecule 1: Glr4197 protein

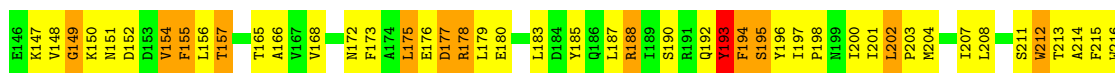

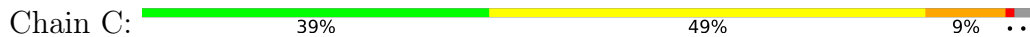


- Molecule 1: Glr4197 protein

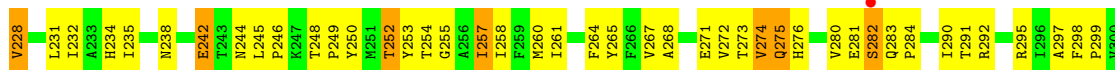
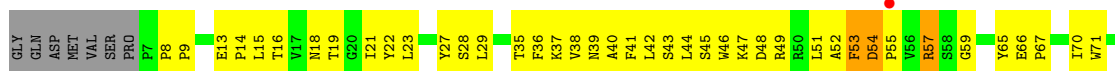




• Molecule 1: Glr4197 protein

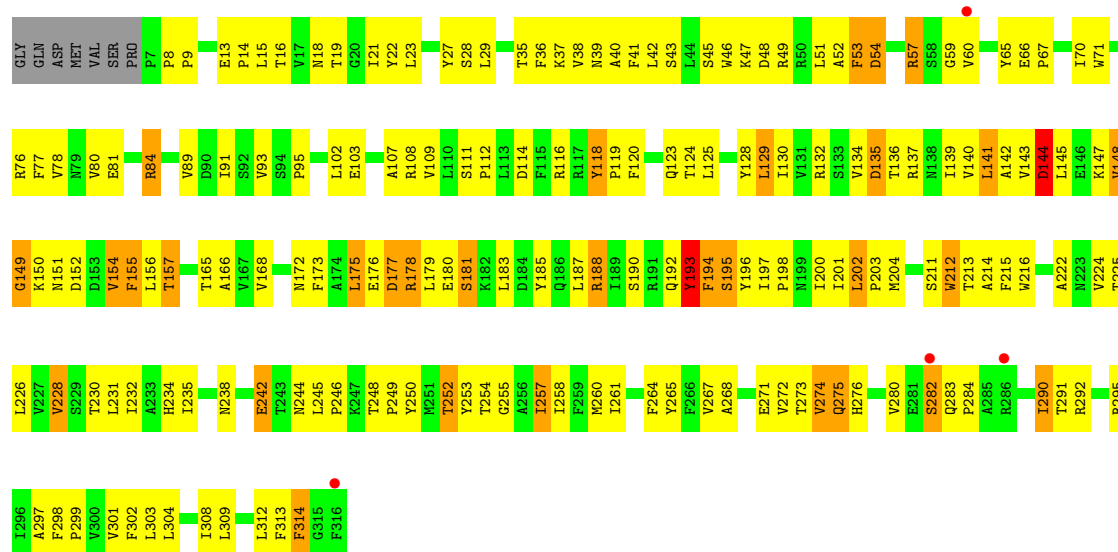


• Molecule 1: Glr4197 protein



• Molecule 1: Glr4197 protein





## 4 Data and refinement statistics

Property	Value	Source
Space group	C 1 2 1	Depositor
Cell constants a, b, c, $\alpha$ , $\beta$ , $\gamma$	179.64Å 133.76Å 161.65Å 90.00° 101.67° 90.00°	Depositor
Resolution (Å)	20.00 – 3.50 39.58 – 3.50	Depositor EDS
% Data completeness (in resolution range)	99.2 (20.00-3.50) 99.1 (39.58-3.50)	Depositor EDS
$R_{merge}$	0.13	Depositor
$R_{sym}$	(Not available)	Depositor
$\langle I/\sigma(I) \rangle$ <sup>1</sup>	2.23 (at 3.48Å)	Xtrriage
Refinement program	PHENIX	Depositor
R, $R_{free}$	0.255 , 0.276 0.261 , (Not available)	Depositor DCC
$R_{free}$ test set	No test flags present.	wwPDB-VP
Wilson B-factor (Å <sup>2</sup> )	85.5	Xtrriage
Anisotropy	0.311	Xtrriage
Bulk solvent $k_{sol}$ (e/Å <sup>3</sup> ), $B_{sol}$ (Å <sup>2</sup> )	0.28 , 69.6	EDS
L-test for twinning <sup>2</sup>	$\langle  L  \rangle = 0.46$ , $\langle L^2 \rangle = 0.29$	Xtrriage
Estimated twinning fraction	No twinning to report.	Xtrriage
$F_o, F_c$ correlation	0.84	EDS
Total number of atoms	12585	wwPDB-VP
Average B, all atoms (Å <sup>2</sup> )	107.0	wwPDB-VP

Xtrriage's analysis on translational NCS is as follows: *The largest off-origin peak in the Patterson function is 4.56% of the height of the origin peak. No significant pseudotranslation is detected.*

<sup>1</sup>Intensities estimated from amplitudes.

<sup>2</sup>Theoretical values of  $\langle |L| \rangle$ ,  $\langle L^2 \rangle$  for acentric reflections are 0.5, 0.333 respectively for untwinned datasets, and 0.375, 0.2 for perfectly twinned datasets.



## 5 Model quality [i](#)

### 5.1 Standard geometry [i](#)

The Z score for a bond length (or angle) is the number of standard deviations the observed value is removed from the expected value. A bond length (or angle) with  $|Z| > 5$  is considered an outlier worth inspection. RMSZ is the root-mean-square of all Z scores of the bond lengths (or angles).

Mol	Chain	Bond lengths		Bond angles	
		RMSZ	# Z  >5	RMSZ	# Z  >5
1	A	0.38	0/2585	0.54	0/3530
1	B	0.38	0/2585	0.54	0/3530
1	C	0.38	0/2585	0.54	0/3530
1	D	0.40	0/2585	0.55	0/3530
1	E	0.39	0/2585	0.54	0/3530
All	All	0.39	0/12925	0.54	0/17650

There are no bond length outliers.

There are no bond angle outliers.

There are no chirality outliers.

There are no planarity outliers.

### 5.2 Too-close contacts [i](#)

In the following table, the Non-H and H(model) columns list the number of non-hydrogen atoms and hydrogen atoms in the chain respectively. The H(added) column lists the number of hydrogen atoms added and optimized by MolProbity. The Clashes column lists the number of clashes within the asymmetric unit, whereas Symm-Clashes lists symmetry-related clashes.

Mol	Chain	Non-H	H(model)	H(added)	Clashes	Symm-Clashes
1	A	2517	0	2536	168	0
1	B	2517	0	2536	172	0
1	C	2517	0	2536	170	0
1	D	2517	0	2536	170	0
1	E	2517	0	2536	170	0
All	All	12585	0	12680	825	0

The all-atom clashscore is defined as the number of clashes found per 1000 atoms (including hydrogen atoms). The all-atom clashscore for this structure is 33.

All (825) close contacts within the same asymmetric unit are listed below, sorted by their clash magnitude.

Atom-1	Atom-2	Interatomic distance (Å)	Clash overlap (Å)
1:D:22:TYR:HA	1:D:149:GLY:HA2	1.43	0.99
1:C:22:TYR:HA	1:C:149:GLY:HA2	1.45	0.98
1:B:22:TYR:HA	1:B:149:GLY:HA2	1.45	0.96
1:A:147:LYS:HE2	1:A:165:THR:HA	1.48	0.96
1:E:22:TYR:HA	1:E:149:GLY:HA2	1.44	0.96
1:C:147:LYS:HE2	1:C:165:THR:HA	1.48	0.95
1:A:22:TYR:HA	1:A:149:GLY:HA2	1.47	0.95
1:C:13:GLU:HB3	1:C:14:PRO:HD2	1.50	0.94
1:B:147:LYS:HE2	1:B:165:THR:HA	1.48	0.93
1:D:13:GLU:HB3	1:D:14:PRO:HD2	1.51	0.92
1:E:147:LYS:HE2	1:E:165:THR:HA	1.48	0.92
1:A:13:GLU:HB3	1:A:14:PRO:HD2	1.50	0.92
1:B:13:GLU:HB3	1:B:14:PRO:HD2	1.52	0.91
1:E:13:GLU:HB3	1:E:14:PRO:HD2	1.52	0.91
1:A:84:ARG:HH11	1:A:84:ARG:CG	1.84	0.90
1:D:147:LYS:HE2	1:D:165:THR:HA	1.52	0.88
1:B:84:ARG:CG	1:B:84:ARG:HH11	1.86	0.88
1:B:119:PRO:HG3	1:B:254:THR:HB	1.55	0.87
1:A:119:PRO:HG3	1:A:254:THR:HB	1.57	0.87
1:D:84:ARG:HH11	1:D:84:ARG:CG	1.88	0.87
1:E:84:ARG:CG	1:E:84:ARG:HH11	1.88	0.86
1:A:197:ILE:HB	1:A:198:PRO:HD3	1.57	0.86
1:C:84:ARG:HH11	1:C:84:ARG:CG	1.87	0.86
1:B:197:ILE:HB	1:B:198:PRO:HD3	1.58	0.85
1:C:119:PRO:HG3	1:C:254:THR:HB	1.56	0.85
1:B:22:TYR:HA	1:B:149:GLY:CA	2.07	0.84
1:E:22:TYR:HA	1:E:149:GLY:CA	2.07	0.84
1:D:22:TYR:HA	1:D:149:GLY:CA	2.07	0.84
1:E:119:PRO:HG3	1:E:254:THR:HB	1.57	0.83
1:D:197:ILE:HB	1:D:198:PRO:HD3	1.58	0.83
1:D:119:PRO:HG3	1:D:254:THR:HB	1.59	0.83
1:E:42:LEU:HB3	1:E:103:GLU:HG2	1.60	0.83
1:C:197:ILE:HB	1:C:198:PRO:HD3	1.60	0.82
1:E:197:ILE:HB	1:E:198:PRO:HD3	1.59	0.82
1:C:22:TYR:HA	1:C:149:GLY:CA	2.09	0.82
1:A:22:TYR:HA	1:A:149:GLY:CA	2.11	0.81
1:A:177:ASP:O	1:A:178:ARG:HB2	1.80	0.81
1:D:275:GLN:O	1:D:275:GLN:HG2	1.82	0.80
1:D:42:LEU:HB3	1:D:103:GLU:HG2	1.63	0.79
1:B:42:LEU:HB3	1:B:103:GLU:HG2	1.65	0.78
1:B:54:ASP:HB2	1:B:57:ARG:HG3	1.65	0.78
1:E:54:ASP:HB2	1:E:57:ARG:HG3	1.65	0.78

*Continued on next page...*

*Continued from previous page...*

Atom-1	Atom-2	Interatomic distance (Å)	Clash overlap (Å)
1:B:119:PRO:CG	1:B:254:THR:HB	2.13	0.78
1:E:275:GLN:O	1:E:275:GLN:HG2	1.84	0.78
1:C:177:ASP:O	1:C:178:ARG:HB2	1.82	0.78
1:A:54:ASP:HB2	1:A:57:ARG:HG3	1.65	0.77
1:E:177:ASP:O	1:E:178:ARG:HB2	1.82	0.77
1:B:275:GLN:HG2	1:B:275:GLN:O	1.83	0.77
1:A:119:PRO:CG	1:A:254:THR:HB	2.15	0.77
1:B:177:ASP:O	1:B:178:ARG:HB2	1.84	0.77
1:E:119:PRO:CG	1:E:254:THR:HB	2.15	0.77
1:A:42:LEU:HB3	1:A:103:GLU:HG2	1.65	0.76
1:D:54:ASP:HB2	1:D:57:ARG:HG3	1.66	0.76
1:C:42:LEU:HB3	1:C:103:GLU:HG2	1.68	0.76
1:A:275:GLN:O	1:A:275:GLN:HG2	1.84	0.76
1:C:54:ASP:HB2	1:C:57:ARG:HG3	1.65	0.76
1:C:275:GLN:O	1:C:275:GLN:HG2	1.85	0.76
1:D:177:ASP:O	1:D:178:ARG:HB2	1.84	0.76
1:E:141:LEU:HD23	1:E:142:ALA:H	1.51	0.75
1:C:119:PRO:CG	1:C:254:THR:HB	2.16	0.75
1:E:283:GLN:N	1:E:284:PRO:HD3	2.02	0.75
1:A:84:ARG:HH11	1:A:84:ARG:HG3	1.51	0.74
1:D:119:PRO:CG	1:D:254:THR:HB	2.17	0.74
1:B:141:LEU:HD23	1:B:142:ALA:H	1.53	0.74
1:D:141:LEU:HD23	1:D:142:ALA:H	1.52	0.74
1:C:141:LEU:HD23	1:C:142:ALA:H	1.53	0.73
1:C:283:GLN:N	1:C:284:PRO:HD3	2.03	0.73
1:A:283:GLN:N	1:A:284:PRO:HD3	2.02	0.73
1:B:84:ARG:HH11	1:B:84:ARG:HG3	1.52	0.72
1:B:283:GLN:N	1:B:284:PRO:HD3	2.03	0.72
1:C:13:GLU:HB3	1:C:14:PRO:CD	2.19	0.72
1:C:84:ARG:HH11	1:C:84:ARG:HG3	1.54	0.72
1:E:84:ARG:HH11	1:E:84:ARG:HG3	1.53	0.72
1:A:13:GLU:HB3	1:A:14:PRO:CD	2.19	0.72
1:D:283:GLN:N	1:D:284:PRO:HD3	2.03	0.71
1:B:257:ILE:O	1:B:261:ILE:HG12	1.91	0.70
1:A:141:LEU:HD23	1:A:142:ALA:H	1.56	0.70
1:D:13:GLU:HB3	1:D:14:PRO:CD	2.20	0.70
1:A:257:ILE:O	1:A:261:ILE:HG12	1.92	0.70
1:B:13:GLU:HB3	1:B:14:PRO:CD	2.21	0.70
1:D:84:ARG:HH11	1:D:84:ARG:HG3	1.56	0.69
1:C:257:ILE:O	1:C:261:ILE:HG12	1.92	0.69
1:A:249:PRO:HD2	1:A:250:TYR:CD1	2.27	0.69

*Continued on next page...*

*Continued from previous page...*

Atom-1	Atom-2	Interatomic distance (Å)	Clash overlap (Å)
1:E:257:ILE:O	1:E:261:ILE:HG12	1.92	0.69
1:E:13:GLU:HB3	1:E:14:PRO:CD	2.21	0.69
1:E:249:PRO:HD2	1:E:250:TYR:CD1	2.28	0.68
1:C:249:PRO:HD2	1:C:250:TYR:CD1	2.29	0.68
1:B:249:PRO:HD2	1:B:250:TYR:CD1	2.30	0.67
1:A:84:ARG:HH11	1:A:84:ARG:HG2	1.58	0.67
1:A:297:ALA:O	1:A:301:VAL:HG23	1.94	0.67
1:D:257:ILE:O	1:D:261:ILE:HG12	1.94	0.67
1:C:84:ARG:HH11	1:C:84:ARG:HG2	1.60	0.67
1:B:84:ARG:HH11	1:B:84:ARG:HG2	1.61	0.66
1:B:297:ALA:O	1:B:301:VAL:HG23	1.95	0.66
1:D:84:ARG:HH11	1:D:84:ARG:HG2	1.60	0.66
1:E:81:GLU:HG3	1:E:108:ARG:HG3	1.78	0.66
1:A:140:VAL:HG23	1:A:183:LEU:HG	1.79	0.65
1:C:81:GLU:HG3	1:C:108:ARG:HG3	1.78	0.65
1:D:81:GLU:HG3	1:D:108:ARG:HG3	1.79	0.65
1:D:249:PRO:HD2	1:D:250:TYR:CD1	2.31	0.65
1:E:297:ALA:O	1:E:301:VAL:HG23	1.97	0.64
1:D:297:ALA:O	1:D:301:VAL:HG23	1.97	0.64
1:E:84:ARG:HH11	1:E:84:ARG:HG2	1.62	0.64
1:B:274:VAL:C	1:B:276:HIS:H	2.01	0.64
1:C:151:ASN:O	1:C:154:VAL:HG22	1.97	0.64
1:C:297:ALA:O	1:C:301:VAL:HG23	1.98	0.64
1:A:175:LEU:HD22	1:A:176:GLU:HG3	1.80	0.64
1:A:140:VAL:CG2	1:A:183:LEU:HG	2.29	0.63
1:A:81:GLU:HG3	1:A:108:ARG:HG3	1.81	0.63
1:C:175:LEU:HD22	1:C:176:GLU:HG3	1.81	0.63
1:A:274:VAL:C	1:A:276:HIS:H	2.02	0.63
1:E:42:LEU:HB3	1:E:103:GLU:CG	2.29	0.62
1:B:151:ASN:O	1:B:154:VAL:HG22	1.98	0.62
1:B:214:ALA:HB2	1:B:226:LEU:HD23	1.82	0.62
1:B:81:GLU:HG3	1:B:108:ARG:HG3	1.80	0.62
1:D:42:LEU:HB3	1:D:103:GLU:CG	2.29	0.62
1:B:298:PHE:HB2	1:B:299:PRO:HD3	1.82	0.62
1:D:214:ALA:HB2	1:D:226:LEU:HD23	1.82	0.62
1:D:21:ILE:O	1:D:149:GLY:HA3	2.00	0.62
1:D:274:VAL:C	1:D:276:HIS:H	2.02	0.62
1:E:214:ALA:HB2	1:E:226:LEU:HD23	1.82	0.62
1:E:151:ASN:O	1:E:154:VAL:HG22	2.00	0.61
1:E:298:PHE:HB2	1:E:299:PRO:HD3	1.81	0.61
1:D:298:PHE:HB2	1:D:299:PRO:HD3	1.83	0.61

*Continued on next page...*

*Continued from previous page...*

Atom-1	Atom-2	Interatomic distance (Å)	Clash overlap (Å)
1:B:314:PHE:HD1	1:B:314:PHE:H	1.48	0.61
1:D:175:LEU:HD22	1:D:176:GLU:HG3	1.83	0.61
1:A:84:ARG:HG3	1:A:84:ARG:NH1	2.15	0.61
1:C:21:ILE:O	1:C:149:GLY:HA3	2.01	0.61
1:E:213:THR:OG1	1:E:226:LEU:HD21	2.01	0.61
1:C:314:PHE:HD1	1:C:314:PHE:H	1.49	0.61
1:A:214:ALA:HB2	1:A:226:LEU:HD23	1.83	0.61
1:B:53:PHE:O	1:B:53:PHE:CD1	2.53	0.61
1:C:53:PHE:O	1:C:53:PHE:CD1	2.54	0.61
1:E:51:LEU:HD11	1:E:70:ILE:HD12	1.83	0.61
1:E:274:VAL:C	1:E:276:HIS:H	2.03	0.61
1:B:140:VAL:HG23	1:B:183:LEU:HG	1.83	0.60
1:C:76:ARG:NH2	1:C:130:ILE:HD12	2.16	0.60
1:C:213:THR:OG1	1:C:226:LEU:HD21	2.00	0.60
1:E:76:ARG:NH2	1:E:130:ILE:HD12	2.16	0.60
1:E:314:PHE:HD1	1:E:314:PHE:H	1.49	0.60
1:A:213:THR:OG1	1:A:226:LEU:HD21	2.01	0.60
1:C:155:PHE:CE1	1:D:112:PRO:HB3	2.36	0.60
1:C:214:ALA:HB2	1:C:226:LEU:HD23	1.82	0.60
1:B:42:LEU:HB3	1:B:103:GLU:CG	2.32	0.60
1:B:175:LEU:HD22	1:B:176:GLU:HG3	1.83	0.60
1:A:238:ASN:O	1:A:242:GLU:HB2	2.02	0.60
1:C:42:LEU:HB3	1:C:103:GLU:CG	2.31	0.60
1:D:124:THR:HB	1:D:188:ARG:NE	2.16	0.60
1:A:151:ASN:O	1:A:154:VAL:HG22	2.01	0.60
1:A:298:PHE:HB2	1:A:299:PRO:HD3	1.82	0.60
1:C:140:VAL:CG2	1:C:183:LEU:HG	2.32	0.60
1:C:140:VAL:HG23	1:C:183:LEU:HG	1.82	0.60
1:A:112:PRO:HB3	1:E:155:PHE:CE1	2.37	0.60
1:D:151:ASN:O	1:D:154:VAL:HG22	2.02	0.60
1:A:42:LEU:HB3	1:A:103:GLU:CG	2.32	0.60
1:C:274:VAL:C	1:C:276:HIS:H	2.03	0.60
1:E:175:LEU:HD22	1:E:176:GLU:HG3	1.83	0.60
1:B:238:ASN:HA	1:B:258:ILE:HD11	1.84	0.60
1:C:51:LEU:HD11	1:C:70:ILE:HD12	1.83	0.60
1:D:140:VAL:HG23	1:D:183:LEU:HG	1.83	0.60
1:C:27:TYR:CE1	1:C:37:LYS:HB3	2.37	0.59
1:A:314:PHE:HD1	1:A:314:PHE:H	1.49	0.59
1:B:21:ILE:O	1:B:149:GLY:HA3	2.02	0.59
1:B:27:TYR:CE1	1:B:37:LYS:HB3	2.37	0.59
1:B:304:LEU:O	1:B:308:ILE:HG12	2.02	0.59

*Continued on next page...*

*Continued from previous page...*

Atom-1	Atom-2	Interatomic distance (Å)	Clash overlap (Å)
1:E:53:PHE:O	1:E:53:PHE:CD1	2.56	0.59
1:A:51:LEU:HD11	1:A:70:ILE:HD12	1.83	0.59
1:A:177:ASP:O	1:A:178:ARG:CB	2.50	0.59
1:E:21:ILE:O	1:E:149:GLY:HA3	2.02	0.59
1:C:298:PHE:HB2	1:C:299:PRO:HD3	1.83	0.59
1:E:314:PHE:CD1	1:E:314:PHE:N	2.71	0.59
1:D:238:ASN:O	1:D:242:GLU:HB2	2.03	0.59
1:A:21:ILE:O	1:A:149:GLY:HA3	2.01	0.59
1:E:238:ASN:O	1:E:242:GLU:HB2	2.02	0.59
1:A:84:ARG:CG	1:A:84:ARG:NH1	2.54	0.59
1:B:140:VAL:CG2	1:B:183:LEU:HG	2.32	0.59
1:D:27:TYR:CE1	1:D:37:LYS:HB3	2.38	0.59
1:E:304:LEU:O	1:E:308:ILE:HG12	2.02	0.59
1:A:155:PHE:CE1	1:B:112:PRO:HB3	2.38	0.59
1:C:314:PHE:CD1	1:C:314:PHE:N	2.71	0.59
1:D:76:ARG:NH2	1:D:130:ILE:HD12	2.18	0.59
1:E:140:VAL:HG23	1:E:183:LEU:HG	1.85	0.59
1:E:27:TYR:CE1	1:E:37:LYS:HB3	2.38	0.58
1:D:304:LEU:O	1:D:308:ILE:HG12	2.03	0.58
1:A:304:LEU:O	1:A:308:ILE:HG12	2.03	0.58
1:C:177:ASP:O	1:C:178:ARG:CB	2.51	0.58
1:D:238:ASN:HA	1:D:258:ILE:HD11	1.85	0.58
1:D:314:PHE:HD1	1:D:314:PHE:H	1.51	0.58
1:C:141:LEU:HD23	1:C:142:ALA:N	2.19	0.58
1:D:314:PHE:CD1	1:D:314:PHE:N	2.72	0.58
1:B:84:ARG:HG3	1:B:84:ARG:NH1	2.17	0.58
1:B:193:TYR:HD1	1:B:193:TYR:H	1.52	0.58
1:C:304:LEU:O	1:C:308:ILE:HG12	2.04	0.58
1:A:314:PHE:CD1	1:A:314:PHE:N	2.71	0.57
1:B:238:ASN:O	1:B:242:GLU:HB2	2.03	0.57
1:C:238:ASN:O	1:C:242:GLU:HB2	2.02	0.57
1:D:213:THR:OG1	1:D:226:LEU:HD21	2.03	0.57
1:A:53:PHE:O	1:A:53:PHE:CD1	2.56	0.57
1:C:124:THR:HB	1:C:188:ARG:NE	2.19	0.57
1:B:314:PHE:N	1:B:314:PHE:CD1	2.70	0.57
1:D:140:VAL:CG2	1:D:183:LEU:HG	2.35	0.57
1:A:273:THR:HG21	1:E:213:THR:HB	1.86	0.57
1:B:124:THR:HB	1:B:188:ARG:NE	2.19	0.57
1:B:177:ASP:O	1:B:178:ARG:CB	2.52	0.57
1:B:213:THR:OG1	1:B:226:LEU:HD21	2.04	0.57
1:A:124:THR:HB	1:A:188:ARG:NE	2.20	0.57

*Continued on next page...*

*Continued from previous page...*

Atom-1	Atom-2	Interatomic distance (Å)	Clash overlap (Å)
1:A:147:LYS:C	1:A:149:GLY:H	2.07	0.57
1:B:114:ASP:OD2	1:B:116:ARG:HB2	2.04	0.57
1:D:51:LEU:HD11	1:D:70:ILE:HD12	1.86	0.57
1:D:155:PHE:CE1	1:E:112:PRO:HB3	2.39	0.57
1:B:70:ILE:HG22	1:B:71:TRP:O	2.04	0.57
1:A:238:ASN:HA	1:A:258:ILE:HD11	1.86	0.57
1:E:141:LEU:HD23	1:E:142:ALA:N	2.19	0.57
1:E:193:TYR:HD1	1:E:193:TYR:H	1.53	0.57
1:B:197:ILE:HA	1:B:201:ILE:HB	1.86	0.56
1:E:177:ASP:O	1:E:178:ARG:CB	2.51	0.56
1:C:70:ILE:HG22	1:C:71:TRP:O	2.05	0.56
1:C:114:ASP:OD2	1:C:116:ARG:HB2	2.05	0.56
1:D:84:ARG:H	1:D:84:ARG:HD3	1.70	0.56
1:E:124:THR:HB	1:E:188:ARG:NE	2.20	0.56
1:B:141:LEU:HD23	1:B:142:ALA:N	2.20	0.56
1:C:224:VAL:O	1:C:228:VAL:HB	2.05	0.56
1:C:238:ASN:HA	1:C:258:ILE:HD11	1.86	0.56
1:A:193:TYR:H	1:A:193:TYR:HD1	1.54	0.56
1:C:18:ASN:HB3	1:C:143:VAL:CG2	2.36	0.56
1:D:177:ASP:O	1:D:178:ARG:CB	2.52	0.56
1:A:70:ILE:HG22	1:A:71:TRP:O	2.05	0.56
1:B:260:MET:CE	1:B:309:LEU:HD22	2.36	0.56
1:B:51:LEU:HD11	1:B:70:ILE:HD12	1.88	0.56
1:D:53:PHE:CD1	1:D:53:PHE:O	2.59	0.56
1:A:114:ASP:OD2	1:A:116:ARG:HB2	2.06	0.56
1:A:255:GLY:HA2	1:A:258:ILE:HG22	1.88	0.56
1:B:84:ARG:H	1:B:84:ARG:HD3	1.71	0.56
1:E:147:LYS:C	1:E:149:GLY:H	2.09	0.56
1:C:18:ASN:HB3	1:C:143:VAL:HG23	1.88	0.55
1:E:140:VAL:CG2	1:E:183:LEU:HG	2.35	0.55
1:B:28:SER:O	1:B:36:PHE:HA	2.06	0.55
1:E:238:ASN:HA	1:E:258:ILE:HD11	1.88	0.55
1:A:27:TYR:CE1	1:A:37:LYS:HB3	2.42	0.55
1:E:84:ARG:HG3	1:E:84:ARG:NH1	2.18	0.55
1:A:76:ARG:NH2	1:A:130:ILE:HD12	2.22	0.55
1:B:53:PHE:C	1:B:53:PHE:HD1	2.10	0.55
1:A:283:GLN:N	1:A:284:PRO:CD	2.70	0.55
1:D:70:ILE:HG22	1:D:71:TRP:O	2.06	0.55
1:A:18:ASN:HB3	1:A:143:VAL:CG2	2.37	0.55
1:A:28:SER:O	1:A:36:PHE:HA	2.07	0.55
1:B:216:TRP:CH2	1:B:295:ARG:HB2	2.41	0.55

*Continued on next page...*

*Continued from previous page...*

Atom-1	Atom-2	Interatomic distance (Å)	Clash overlap (Å)
1:E:216:TRP:CH2	1:E:295:ARG:HB2	2.41	0.55
1:B:255:GLY:HA2	1:B:258:ILE:HG22	1.89	0.54
1:C:84:ARG:H	1:C:84:ARG:HD3	1.72	0.54
1:D:54:ASP:HB2	1:D:57:ARG:CG	2.37	0.54
1:D:216:TRP:CH2	1:D:295:ARG:HB2	2.42	0.54
1:A:18:ASN:HB3	1:A:143:VAL:HG23	1.88	0.54
1:C:216:TRP:CH2	1:C:295:ARG:HB2	2.43	0.54
1:E:114:ASP:OD2	1:E:116:ARG:HB2	2.07	0.54
1:E:255:GLY:HA2	1:E:258:ILE:HG22	1.90	0.54
1:C:147:LYS:C	1:C:149:GLY:H	2.09	0.54
1:C:260:MET:CE	1:C:309:LEU:HD22	2.38	0.54
1:C:283:GLN:N	1:C:284:PRO:CD	2.71	0.54
1:E:84:ARG:H	1:E:84:ARG:HD3	1.72	0.54
1:E:283:GLN:N	1:E:284:PRO:CD	2.69	0.54
1:B:76:ARG:NH2	1:B:130:ILE:HD12	2.22	0.54
1:C:53:PHE:CD1	1:C:53:PHE:C	2.81	0.54
1:C:53:PHE:C	1:C:53:PHE:HD1	2.11	0.54
1:D:193:TYR:HD1	1:D:193:TYR:H	1.54	0.54
1:C:197:ILE:HA	1:C:201:ILE:HB	1.89	0.54
1:D:114:ASP:OD2	1:D:116:ARG:HB2	2.07	0.54
1:E:18:ASN:HB3	1:E:143:VAL:CG2	2.38	0.54
1:A:52:ALA:HA	1:A:95:PRO:O	2.08	0.54
1:B:147:LYS:C	1:B:149:GLY:H	2.11	0.54
1:A:84:ARG:H	1:A:84:ARG:HD3	1.72	0.54
1:B:283:GLN:N	1:B:284:PRO:CD	2.70	0.54
1:A:147:LYS:O	1:A:149:GLY:N	2.41	0.54
1:E:260:MET:CE	1:E:309:LEU:HD22	2.37	0.54
1:C:78:VAL:HG22	1:C:130:ILE:HG12	1.90	0.53
1:D:18:ASN:HB3	1:D:143:VAL:HG23	1.90	0.53
1:A:141:LEU:HD23	1:A:142:ALA:N	2.22	0.53
1:C:193:TYR:HD1	1:C:193:TYR:H	1.54	0.53
1:A:216:TRP:CH2	1:A:295:ARG:HB2	2.43	0.53
1:C:84:ARG:HG3	1:C:84:ARG:NH1	2.19	0.53
1:D:18:ASN:HB3	1:D:143:VAL:CG2	2.38	0.53
1:D:28:SER:O	1:D:36:PHE:HA	2.08	0.53
1:D:197:ILE:HA	1:D:201:ILE:HB	1.90	0.53
1:E:53:PHE:HD1	1:E:53:PHE:C	2.11	0.53
1:B:18:ASN:HB3	1:B:143:VAL:CG2	2.39	0.53
1:B:48:ASP:CG	1:B:51:LEU:HD23	2.29	0.53
1:B:224:VAL:O	1:B:228:VAL:HB	2.08	0.53
1:C:155:PHE:CE2	1:C:157:THR:HG23	2.44	0.53

*Continued on next page...*



*Continued from previous page...*

Atom-1	Atom-2	Interatomic distance (Å)	Clash overlap (Å)
1:D:147:LYS:C	1:D:149:GLY:H	2.12	0.53
1:E:197:ILE:HA	1:E:201:ILE:HB	1.90	0.53
1:A:78:VAL:HG22	1:A:130:ILE:HG12	1.89	0.53
1:B:53:PHE:CD1	1:B:53:PHE:C	2.81	0.53
1:B:155:PHE:CE1	1:C:112:PRO:HB3	2.43	0.53
1:C:48:ASP:CG	1:C:51:LEU:HD23	2.29	0.53
1:D:141:LEU:HD23	1:D:142:ALA:N	2.19	0.53
1:E:47:LYS:HD2	1:E:49:ARG:NH2	2.24	0.53
1:B:66:GLU:HG3	1:B:67:PRO:HD2	1.90	0.53
1:D:255:GLY:HA2	1:D:258:ILE:HG22	1.91	0.53
1:A:197:ILE:HA	1:A:201:ILE:HB	1.90	0.52
1:E:70:ILE:HG22	1:E:71:TRP:O	2.09	0.52
1:E:147:LYS:O	1:E:149:GLY:N	2.43	0.52
1:A:53:PHE:HD1	1:A:53:PHE:C	2.12	0.52
1:B:52:ALA:HA	1:B:95:PRO:O	2.09	0.52
1:D:260:MET:CE	1:D:309:LEU:HD22	2.39	0.52
1:E:53:PHE:CD1	1:E:53:PHE:C	2.82	0.52
1:D:213:THR:HB	1:E:273:THR:HG21	1.90	0.52
1:E:54:ASP:HB2	1:E:57:ARG:CG	2.39	0.52
1:E:65:TYR:CG	1:E:70:ILE:HD11	2.45	0.52
1:E:224:VAL:O	1:E:228:VAL:HB	2.10	0.52
1:B:238:ASN:HA	1:B:258:ILE:CD1	2.40	0.52
1:B:18:ASN:HB3	1:B:143:VAL:HG23	1.92	0.52
1:B:147:LYS:O	1:B:149:GLY:N	2.43	0.52
1:D:52:ALA:HA	1:D:95:PRO:O	2.10	0.52
1:D:155:PHE:CE2	1:D:157:THR:HG23	2.45	0.51
1:E:193:TYR:O	1:E:195:SER:N	2.43	0.51
1:A:53:PHE:CD1	1:A:53:PHE:C	2.82	0.51
1:C:255:GLY:HA2	1:C:258:ILE:HG22	1.93	0.51
1:D:78:VAL:HG22	1:D:130:ILE:HG12	1.92	0.51
1:D:84:ARG:CG	1:D:84:ARG:NH1	2.58	0.51
1:E:66:GLU:HG3	1:E:67:PRO:HD2	1.92	0.51
1:B:274:VAL:C	1:B:276:HIS:N	2.64	0.51
1:C:28:SER:O	1:C:36:PHE:HA	2.11	0.51
1:D:53:PHE:CD1	1:D:53:PHE:C	2.84	0.51
1:A:54:ASP:HB2	1:A:57:ARG:CG	2.39	0.51
1:C:147:LYS:O	1:C:149:GLY:N	2.44	0.51
1:D:53:PHE:C	1:D:53:PHE:HD1	2.14	0.51
1:D:65:TYR:CG	1:D:70:ILE:HD11	2.45	0.51
1:C:52:ALA:HA	1:C:95:PRO:O	2.10	0.51
1:D:48:ASP:CG	1:D:51:LEU:HD23	2.31	0.51

*Continued on next page...*

*Continued from previous page...*

Atom-1	Atom-2	Interatomic distance (Å)	Clash overlap (Å)
1:A:260:MET:CE	1:A:309:LEU:HD22	2.40	0.51
1:A:274:VAL:C	1:A:276:HIS:N	2.64	0.51
1:C:274:VAL:C	1:C:276:HIS:N	2.64	0.51
1:D:35:THR:HG21	1:D:108:ARG:HH21	1.76	0.51
1:D:238:ASN:HA	1:D:258:ILE:CD1	2.40	0.51
1:A:147:LYS:C	1:A:149:GLY:N	2.64	0.51
1:B:65:TYR:CG	1:B:70:ILE:HD11	2.46	0.51
1:D:147:LYS:O	1:D:149:GLY:N	2.44	0.51
1:A:271:GLU:OE2	1:A:272:VAL:N	2.44	0.51
1:D:47:LYS:HD2	1:D:49:ARG:NH2	2.27	0.51
1:E:18:ASN:HB3	1:E:143:VAL:HG23	1.92	0.51
1:E:84:ARG:CG	1:E:84:ARG:NH1	2.57	0.51
1:A:35:THR:HG21	1:A:108:ARG:HH21	1.76	0.50
1:B:22:TYR:CA	1:B:149:GLY:HA2	2.31	0.50
1:E:155:PHE:CE2	1:E:157:THR:HG23	2.47	0.50
1:E:232:ILE:HA	1:E:235:ILE:HD12	1.94	0.50
1:C:65:TYR:CG	1:C:70:ILE:HD11	2.47	0.50
1:C:65:TYR:CD2	1:C:70:ILE:HD11	2.47	0.50
1:E:52:ALA:HA	1:E:95:PRO:O	2.11	0.50
1:A:155:PHE:CE2	1:A:157:THR:HG23	2.46	0.50
1:A:224:VAL:O	1:A:228:VAL:HB	2.12	0.50
1:B:78:VAL:HG22	1:B:130:ILE:HG12	1.93	0.50
1:D:274:VAL:C	1:D:276:HIS:N	2.64	0.50
1:B:155:PHE:CE2	1:B:157:THR:HG23	2.47	0.50
1:A:47:LYS:HD2	1:A:49:ARG:NH2	2.26	0.50
1:B:232:ILE:HA	1:B:235:ILE:HD12	1.93	0.50
1:D:84:ARG:HG3	1:D:84:ARG:NH1	2.20	0.50
1:E:48:ASP:CG	1:E:51:LEU:HD23	2.32	0.50
1:E:275:GLN:HG3	1:E:291:THR:OG1	2.12	0.50
1:A:48:ASP:CG	1:A:51:LEU:HD23	2.32	0.50
1:A:275:GLN:HG3	1:A:291:THR:OG1	2.11	0.50
1:C:248:THR:HB	1:C:250:TYR:CE1	2.47	0.50
1:D:224:VAL:O	1:D:228:VAL:HB	2.11	0.50
1:E:147:LYS:C	1:E:149:GLY:N	2.66	0.50
1:A:151:ASN:ND2	1:A:152:ASP:H	2.10	0.50
1:B:199:ASN:HD22	1:C:242:GLU:HG3	1.77	0.50
1:C:15:LEU:HD11	1:C:46:TRP:HB2	1.94	0.49
1:C:166:ALA:HB2	1:C:185:TYR:CD2	2.47	0.49
1:C:238:ASN:HA	1:C:258:ILE:CD1	2.41	0.49
1:C:271:GLU:OE2	1:C:272:VAL:N	2.45	0.49
1:A:238:ASN:HA	1:A:258:ILE:CD1	2.41	0.49

*Continued on next page...*

*Continued from previous page...*

Atom-1	Atom-2	Interatomic distance (Å)	Clash overlap (Å)
1:B:47:LYS:HD2	1:B:49:ARG:NH2	2.26	0.49
1:E:151:ASN:ND2	1:E:152:ASP:H	2.10	0.49
1:C:47:LYS:HD2	1:C:49:ARG:NH2	2.27	0.49
1:D:252:THR:HG23	1:D:255:GLY:HA3	1.93	0.49
1:E:274:VAL:C	1:E:276:HIS:N	2.65	0.49
1:B:222:ALA:O	1:B:226:LEU:HB2	2.12	0.49
1:B:119:PRO:HG3	1:B:254:THR:CB	2.36	0.49
1:E:78:VAL:HG22	1:E:130:ILE:HG12	1.93	0.49
1:E:149:GLY:O	1:E:150:LYS:HB2	2.13	0.49
1:B:53:PHE:O	1:B:53:PHE:HD1	1.96	0.49
1:C:54:ASP:HB2	1:C:57:ARG:CG	2.39	0.49
1:C:252:THR:HG23	1:C:255:GLY:HA3	1.93	0.49
1:D:144:ASP:HA	1:D:147:LYS:HB3	1.95	0.49
1:D:149:GLY:O	1:D:150:LYS:HB2	2.13	0.49
1:E:212:TRP:HB2	1:E:215:PHE:CE1	2.48	0.49
1:D:271:GLU:OE2	1:D:272:VAL:N	2.46	0.49
1:E:271:GLU:OE2	1:E:272:VAL:N	2.45	0.49
1:A:53:PHE:CE1	1:A:95:PRO:HA	2.47	0.48
1:A:248:THR:HB	1:A:250:TYR:CE1	2.48	0.48
1:B:213:THR:HB	1:C:273:THR:HG21	1.95	0.48
1:C:231:LEU:HD13	1:C:265:TYR:HB3	1.95	0.48
1:E:76:ARG:HH22	1:E:130:ILE:HD12	1.77	0.48
1:A:15:LEU:HD11	1:A:46:TRP:HB2	1.94	0.48
1:B:53:PHE:CE1	1:B:95:PRO:HA	2.48	0.48
1:D:66:GLU:HG3	1:D:67:PRO:HD2	1.94	0.48
1:E:144:ASP:HA	1:E:147:LYS:HB3	1.95	0.48
1:B:147:LYS:C	1:B:149:GLY:N	2.66	0.48
1:C:147:LYS:C	1:C:149:GLY:N	2.66	0.48
1:C:245:LEU:HD12	1:C:246:PRO:HD2	1.94	0.48
1:A:65:TYR:CG	1:A:70:ILE:HD11	2.48	0.48
1:A:166:ALA:HB2	1:A:185:TYR:CD2	2.49	0.48
1:B:215:PHE:HZ	1:B:298:PHE:CE1	2.32	0.48
1:D:53:PHE:CE1	1:D:95:PRO:HA	2.48	0.48
1:A:119:PRO:HG3	1:A:254:THR:CB	2.38	0.48
1:D:275:GLN:HG3	1:D:291:THR:OG1	2.13	0.48
1:A:144:ASP:HA	1:A:147:LYS:HB3	1.96	0.48
1:C:275:GLN:HG3	1:C:291:THR:OG1	2.13	0.48
1:D:193:TYR:O	1:D:195:SER:N	2.47	0.48
1:B:15:LEU:HD11	1:B:46:TRP:HB2	1.94	0.48
1:C:253:TYR:HB2	1:C:313:PHE:CD2	2.48	0.48
1:B:35:THR:HG21	1:B:108:ARG:HH21	1.78	0.48

*Continued on next page...*

*Continued from previous page...*

Atom-1	Atom-2	Interatomic distance (Å)	Clash overlap (Å)
1:B:252:THR:HG23	1:B:255:GLY:HA3	1.95	0.48
1:B:275:GLN:HG3	1:B:291:THR:OG1	2.13	0.48
1:C:66:GLU:HG3	1:C:67:PRO:HD2	1.94	0.48
1:E:15:LEU:HD11	1:E:46:TRP:HB2	1.95	0.48
1:E:65:TYR:CD2	1:E:70:ILE:HD11	2.48	0.48
1:A:66:GLU:HG3	1:A:67:PRO:HD2	1.95	0.48
1:B:84:ARG:CG	1:B:84:ARG:NH1	2.56	0.48
1:B:248:THR:HB	1:B:250:TYR:CE1	2.49	0.48
1:C:192:GLN:NE2	1:D:249:PRO:HG3	2.29	0.48
1:D:283:GLN:N	1:D:284:PRO:CD	2.71	0.48
1:B:271:GLU:OE2	1:B:272:VAL:N	2.47	0.48
1:D:15:LEU:HD11	1:D:46:TRP:HB2	1.96	0.48
1:D:248:THR:HB	1:D:250:TYR:CE1	2.49	0.48
1:D:253:TYR:HB2	1:D:313:PHE:CD2	2.49	0.48
1:A:222:ALA:O	1:A:226:LEU:HB2	2.14	0.47
1:A:253:TYR:HB2	1:A:313:PHE:CD2	2.49	0.47
1:C:36:PHE:CE1	1:C:109:VAL:HB	2.48	0.47
1:D:89:VAL:HG11	1:D:102:LEU:HD23	1.96	0.47
1:E:215:PHE:HZ	1:E:298:PHE:CE1	2.32	0.47
1:A:23:LEU:HA	1:A:40:ALA:HB2	1.96	0.47
1:A:252:THR:HG23	1:A:255:GLY:HA3	1.96	0.47
1:B:65:TYR:CD2	1:B:70:ILE:HD11	2.49	0.47
1:B:151:ASN:ND2	1:B:152:ASP:H	2.12	0.47
1:C:257:ILE:HG22	1:C:309:LEU:HD23	1.96	0.47
1:E:89:VAL:HG11	1:E:102:LEU:HD23	1.96	0.47
1:E:238:ASN:HA	1:E:258:ILE:CD1	2.43	0.47
1:A:193:TYR:O	1:A:195:SER:N	2.48	0.47
1:B:149:GLY:O	1:B:150:LYS:HB2	2.14	0.47
1:C:135:ASP:OD2	1:C:135:ASP:C	2.53	0.47
1:D:151:ASN:ND2	1:D:152:ASP:H	2.12	0.47
1:D:166:ALA:HB2	1:D:185:TYR:CD2	2.49	0.47
1:E:257:ILE:HG22	1:E:309:LEU:HD23	1.96	0.47
1:C:232:ILE:HA	1:C:235:ILE:HD12	1.96	0.47
1:D:8:PRO:HA	1:D:71:TRP:CD1	2.49	0.47
1:D:222:ALA:O	1:D:226:LEU:HB2	2.14	0.47
1:D:231:LEU:HD13	1:D:265:TYR:HB3	1.96	0.47
1:E:245:LEU:HD12	1:E:246:PRO:HD2	1.97	0.47
1:B:144:ASP:HA	1:B:147:LYS:HB3	1.95	0.47
1:B:197:ILE:HB	1:B:198:PRO:CD	2.38	0.47
1:C:84:ARG:CG	1:C:84:ARG:NH1	2.57	0.47
1:E:8:PRO:HA	1:E:71:TRP:CD1	2.50	0.47

*Continued on next page...*

*Continued from previous page...*

Atom-1	Atom-2	Interatomic distance (Å)	Clash overlap (Å)
1:E:248:THR:HB	1:E:250:TYR:CE1	2.49	0.47
1:A:35:THR:O	1:A:36:PHE:HB3	2.15	0.47
1:A:212:TRP:HB2	1:A:215:PHE:CE1	2.49	0.47
1:A:253:TYR:HA	1:A:313:PHE:CE2	2.50	0.47
1:B:54:ASP:HB2	1:B:57:ARG:CG	2.38	0.47
1:C:23:LEU:HA	1:C:40:ALA:HB2	1.95	0.47
1:C:144:ASP:HA	1:C:147:LYS:HB3	1.97	0.47
1:C:149:GLY:O	1:C:150:LYS:HB2	2.15	0.47
1:D:15:LEU:HD12	1:D:16:THR:N	2.29	0.47
1:D:147:LYS:C	1:D:149:GLY:N	2.67	0.47
1:D:253:TYR:HA	1:D:313:PHE:CE2	2.49	0.47
1:E:53:PHE:CE1	1:E:95:PRO:HA	2.50	0.47
1:E:252:THR:HG23	1:E:255:GLY:HA3	1.96	0.47
1:E:282:SER:C	1:E:284:PRO:HD3	2.35	0.47
1:A:36:PHE:CE1	1:A:109:VAL:HB	2.49	0.47
1:C:151:ASN:ND2	1:C:152:ASP:H	2.13	0.47
1:C:222:ALA:O	1:C:226:LEU:HB2	2.14	0.47
1:D:212:TRP:HB2	1:D:215:PHE:CE1	2.50	0.47
1:D:231:LEU:HD13	1:D:265:TYR:CB	2.45	0.47
1:E:253:TYR:HA	1:E:313:PHE:CE2	2.49	0.47
1:A:245:LEU:HD12	1:A:246:PRO:HD2	1.96	0.47
1:B:143:VAL:O	1:B:145:LEU:N	2.48	0.47
1:D:132:ARG:HA	1:D:180:GLU:HG2	1.97	0.47
1:E:222:ALA:O	1:E:226:LEU:HB2	2.14	0.47
1:B:8:PRO:HA	1:B:71:TRP:CD1	2.50	0.47
1:B:225:THR:HG21	1:C:224:VAL:HG23	1.96	0.47
1:B:253:TYR:HB2	1:B:313:PHE:CD2	2.50	0.47
1:C:267:VAL:HG23	1:C:298:PHE:CZ	2.50	0.47
1:B:15:LEU:HD12	1:B:16:THR:N	2.29	0.46
1:B:132:ARG:HA	1:B:180:GLU:HG2	1.96	0.46
1:C:197:ILE:HB	1:C:198:PRO:CD	2.40	0.46
1:D:257:ILE:HG22	1:D:309:LEU:HD23	1.97	0.46
1:E:28:SER:O	1:E:36:PHE:HA	2.14	0.46
1:B:253:TYR:HA	1:B:313:PHE:CE2	2.50	0.46
1:C:231:LEU:HD13	1:C:265:TYR:CB	2.45	0.46
1:C:253:TYR:HA	1:C:313:PHE:CE2	2.50	0.46
1:E:15:LEU:HD12	1:E:16:THR:N	2.30	0.46
1:E:35:THR:HG21	1:E:108:ARG:HH21	1.80	0.46
1:E:231:LEU:HD13	1:E:265:TYR:HB3	1.96	0.46
1:A:65:TYR:CD2	1:A:70:ILE:HD11	2.49	0.46
1:D:65:TYR:CD2	1:D:70:ILE:HD11	2.50	0.46

*Continued on next page...*

*Continued from previous page...*

Atom-1	Atom-2	Interatomic distance (Å)	Clash overlap (Å)
1:D:245:LEU:HD12	1:D:246:PRO:HD2	1.97	0.46
1:A:249:PRO:HG3	1:E:192:GLN:NE2	2.31	0.46
1:B:282:SER:C	1:B:284:PRO:HD3	2.36	0.46
1:D:36:PHE:CE1	1:D:109:VAL:HB	2.51	0.46
1:A:89:VAL:HG11	1:A:102:LEU:HD23	1.96	0.46
1:A:309:LEU:O	1:A:312:LEU:HB3	2.15	0.46
1:C:89:VAL:HG11	1:C:102:LEU:HD23	1.97	0.46
1:C:282:SER:C	1:C:284:PRO:HD3	2.36	0.46
1:E:166:ALA:HB2	1:E:185:TYR:CD2	2.49	0.46
1:D:35:THR:O	1:D:36:PHE:HB3	2.16	0.46
1:E:253:TYR:HB2	1:E:313:PHE:CD2	2.50	0.46
1:B:212:TRP:HB2	1:B:215:PHE:CE1	2.50	0.46
1:B:245:LEU:HD12	1:B:246:PRO:HD2	1.97	0.46
1:E:231:LEU:HD13	1:E:265:TYR:CB	2.45	0.46
1:A:260:MET:HE3	1:A:309:LEU:HD22	1.98	0.46
1:B:276:HIS:O	1:B:280:VAL:HG22	2.16	0.46
1:D:53:PHE:O	1:D:54:ASP:C	2.54	0.46
1:E:36:PHE:CE1	1:E:109:VAL:HB	2.51	0.46
1:A:215:PHE:HZ	1:A:298:PHE:CE1	2.34	0.46
1:A:276:HIS:O	1:A:280:VAL:HG22	2.16	0.46
1:D:9:PRO:HD3	1:D:71:TRP:CE3	2.51	0.46
1:E:196:TYR:N	1:E:196:TYR:HD1	2.14	0.46
1:A:231:LEU:HD13	1:A:265:TYR:CB	2.46	0.45
1:C:41:PHE:HE2	1:D:175:LEU:HD13	1.80	0.45
1:A:53:PHE:O	1:A:53:PHE:HD1	2.00	0.45
1:A:149:GLY:O	1:A:150:LYS:HB2	2.16	0.45
1:B:193:TYR:O	1:B:195:SER:N	2.49	0.45
1:C:193:TYR:O	1:C:195:SER:N	2.49	0.45
1:C:212:TRP:HB2	1:C:215:PHE:CE1	2.52	0.45
1:C:309:LEU:O	1:C:312:LEU:HB3	2.16	0.45
1:D:23:LEU:HA	1:D:40:ALA:HB2	1.98	0.45
1:D:119:PRO:HG3	1:D:254:THR:CB	2.41	0.45
1:D:136:THR:HG22	1:D:137:ARG:N	2.31	0.45
1:E:298:PHE:CB	1:E:299:PRO:HD3	2.45	0.45
1:A:231:LEU:HD13	1:A:265:TYR:HB3	1.97	0.45
1:A:282:SER:C	1:A:284:PRO:HD3	2.37	0.45
1:B:36:PHE:CE1	1:B:109:VAL:HB	2.51	0.45
1:D:38:VAL:HG22	1:D:39:ASN:N	2.31	0.45
1:D:135:ASP:OD2	1:D:135:ASP:C	2.54	0.45
1:A:136:THR:HG22	1:A:137:ARG:N	2.31	0.45
1:B:231:LEU:HD13	1:B:265:TYR:HB3	1.98	0.45

*Continued on next page...*

*Continued from previous page...*

Atom-1	Atom-2	Interatomic distance (Å)	Clash overlap (Å)
1:E:197:ILE:HB	1:E:198:PRO:CD	2.40	0.45
1:E:276:HIS:O	1:E:280:VAL:HG22	2.17	0.45
1:A:9:PRO:HD3	1:A:71:TRP:CE3	2.51	0.45
1:C:53:PHE:CE1	1:C:95:PRO:HA	2.51	0.45
1:D:282:SER:C	1:D:284:PRO:HD3	2.36	0.45
1:B:23:LEU:HA	1:B:40:ALA:HB2	1.99	0.45
1:B:298:PHE:CB	1:B:299:PRO:HD3	2.46	0.45
1:C:132:ARG:HA	1:C:180:GLU:HG2	1.98	0.45
1:C:196:TYR:N	1:C:196:TYR:CD1	2.85	0.45
1:D:260:MET:HE2	1:D:309:LEU:HD22	1.99	0.45
1:D:309:LEU:O	1:D:312:LEU:HB3	2.16	0.45
1:A:22:TYR:HB3	1:A:41:PHE:HB2	1.98	0.45
1:A:53:PHE:O	1:A:54:ASP:C	2.55	0.45
1:E:9:PRO:HD3	1:E:71:TRP:CE3	2.52	0.45
1:B:53:PHE:O	1:B:54:ASP:C	2.55	0.45
1:B:196:TYR:N	1:B:196:TYR:HD1	2.14	0.45
1:C:245:LEU:HA	1:C:246:PRO:HD2	1.77	0.45
1:E:143:VAL:O	1:E:145:LEU:N	2.50	0.45
1:A:139:ILE:HG12	1:A:172:ASN:HD21	1.81	0.45
1:A:196:TYR:HD1	1:A:196:TYR:N	2.15	0.45
1:A:234:HIS:CE1	1:A:258:ILE:O	2.70	0.45
1:A:267:VAL:HG23	1:A:298:PHE:CZ	2.52	0.45
1:B:89:VAL:HG11	1:B:102:LEU:HD23	1.98	0.45
1:B:196:TYR:N	1:B:196:TYR:CD1	2.84	0.45
1:B:234:HIS:CE1	1:B:258:ILE:O	2.70	0.45
1:C:15:LEU:HD12	1:C:16:THR:N	2.32	0.45
1:C:76:ARG:HH22	1:C:130:ILE:HD12	1.81	0.45
1:C:143:VAL:O	1:C:145:LEU:N	2.50	0.45
1:E:132:ARG:HA	1:E:180:GLU:HG2	1.98	0.45
1:E:135:ASP:OD2	1:E:135:ASP:C	2.55	0.45
1:A:8:PRO:HA	1:A:71:TRP:CD1	2.52	0.45
1:B:135:ASP:OD2	1:B:135:ASP:C	2.55	0.45
1:B:136:THR:HG22	1:B:137:ARG:N	2.32	0.45
1:C:9:PRO:HD3	1:C:71:TRP:CE3	2.52	0.45
1:C:77:PHE:HB3	1:C:80:VAL:HG23	1.99	0.45
1:C:78:VAL:HB	1:C:128:TYR:HB2	1.99	0.45
1:C:139:ILE:HG12	1:C:172:ASN:HD21	1.82	0.45
1:C:215:PHE:HZ	1:C:298:PHE:CE1	2.35	0.45
1:D:264:PHE:CE2	1:D:302:PHE:HB2	2.52	0.45
1:A:232:ILE:HA	1:A:235:ILE:HD12	1.98	0.44
1:A:271:GLU:O	1:A:274:VAL:N	2.50	0.44

*Continued on next page...*

*Continued from previous page...*

Atom-1	Atom-2	Interatomic distance (Å)	Clash overlap (Å)
1:B:254:THR:O	1:B:258:ILE:HB	2.17	0.44
1:D:196:TYR:N	1:D:196:TYR:CD1	2.85	0.44
1:E:53:PHE:O	1:E:54:ASP:C	2.54	0.44
1:E:254:THR:O	1:E:258:ILE:HB	2.17	0.44
1:A:135:ASP:C	1:A:135:ASP:OD2	2.55	0.44
1:A:143:VAL:O	1:A:145:LEU:N	2.50	0.44
1:B:38:VAL:HG22	1:B:39:ASN:N	2.33	0.44
1:C:22:TYR:HB3	1:C:41:PHE:HB2	1.99	0.44
1:D:22:TYR:HA	1:D:149:GLY:HA3	1.97	0.44
1:D:253:TYR:CD1	1:D:314:PHE:HE1	2.35	0.44
1:D:276:HIS:O	1:D:280:VAL:HG22	2.17	0.44
1:E:253:TYR:CD1	1:E:314:PHE:HE1	2.36	0.44
1:B:22:TYR:HB3	1:B:41:PHE:HB2	1.99	0.44
1:B:257:ILE:HG22	1:B:309:LEU:HD23	1.99	0.44
1:C:29:LEU:HB2	1:C:156:LEU:HD11	2.00	0.44
1:C:196:TYR:N	1:C:196:TYR:HD1	2.15	0.44
1:C:253:TYR:CD1	1:C:314:PHE:HE1	2.35	0.44
1:A:192:GLN:NE2	1:B:249:PRO:HG3	2.32	0.44
1:B:130:ILE:HA	1:B:181:SER:O	2.18	0.44
1:C:35:THR:HG21	1:C:108:ARG:HH21	1.82	0.44
1:C:136:THR:HG22	1:C:137:ARG:N	2.33	0.44
1:D:54:ASP:HA	1:D:55:PRO:HD2	1.65	0.44
1:D:215:PHE:HZ	1:D:298:PHE:CE1	2.34	0.44
1:E:139:ILE:HG12	1:E:172:ASN:HD21	1.81	0.44
1:B:253:TYR:CD1	1:B:314:PHE:HE1	2.36	0.44
1:E:136:THR:HG22	1:E:137:ARG:N	2.33	0.44
1:E:234:HIS:CE1	1:E:258:ILE:O	2.71	0.44
1:A:15:LEU:HD12	1:A:16:THR:N	2.33	0.44
1:B:77:PHE:HB3	1:B:80:VAL:HG23	2.00	0.44
1:B:166:ALA:HB2	1:B:185:TYR:CD2	2.52	0.44
1:C:77:PHE:HB3	1:C:80:VAL:CG2	2.48	0.44
1:D:35:THR:CG2	1:D:108:ARG:HH21	2.31	0.44
1:D:76:ARG:HH22	1:D:130:ILE:HD12	1.81	0.44
1:D:196:TYR:N	1:D:196:TYR:HD1	2.15	0.44
1:E:196:TYR:N	1:E:196:TYR:CD1	2.85	0.44
1:A:257:ILE:HG22	1:A:309:LEU:HD23	2.00	0.44
1:B:22:TYR:HA	1:B:149:GLY:HA3	1.96	0.44
1:B:231:LEU:HD13	1:B:265:TYR:CB	2.47	0.44
1:B:267:VAL:HG23	1:B:298:PHE:CZ	2.53	0.44
1:B:309:LEU:O	1:B:312:LEU:HB3	2.17	0.44
1:D:22:TYR:HB3	1:D:41:PHE:HB2	2.00	0.44

*Continued on next page...*



*Continued from previous page...*

Atom-1	Atom-2	Interatomic distance (Å)	Clash overlap (Å)
1:D:139:ILE:HG12	1:D:172:ASN:HD21	1.82	0.44
1:D:245:LEU:HA	1:D:246:PRO:HD2	1.78	0.44
1:E:78:VAL:HB	1:E:128:TYR:HB2	1.99	0.44
1:A:54:ASP:HA	1:A:55:PRO:HD2	1.77	0.44
1:A:77:PHE:HB3	1:A:80:VAL:CG2	2.48	0.44
1:A:111:SER:HA	1:A:112:PRO:HD2	1.75	0.44
1:A:196:TYR:N	1:A:196:TYR:CD1	2.85	0.44
1:C:128:TYR:O	1:C:129:LEU:HB2	2.17	0.44
1:C:129:LEU:HD22	1:C:185:TYR:CE1	2.53	0.44
1:C:179:LEU:C	1:C:179:LEU:HD12	2.38	0.44
1:D:125:LEU:HB2	1:D:187:LEU:HB3	2.00	0.44
1:D:298:PHE:CB	1:D:299:PRO:HD3	2.47	0.44
1:B:139:ILE:HG12	1:B:172:ASN:HD21	1.83	0.43
1:D:202:LEU:HB2	1:D:203:PRO:HD3	2.00	0.43
1:A:128:TYR:O	1:A:129:LEU:HB2	2.17	0.43
1:A:213:THR:HB	1:B:273:THR:HG21	1.99	0.43
1:B:77:PHE:HB3	1:B:80:VAL:CG2	2.47	0.43
1:B:78:VAL:HB	1:B:128:TYR:HB2	1.99	0.43
1:C:54:ASP:HA	1:C:55:PRO:HD2	1.77	0.43
1:E:53:PHE:O	1:E:53:PHE:HD1	1.98	0.43
1:A:253:TYR:CD1	1:A:314:PHE:HE1	2.36	0.43
1:C:8:PRO:HA	1:C:71:TRP:CD1	2.53	0.43
1:D:143:VAL:O	1:D:145:LEU:N	2.51	0.43
1:A:125:LEU:HB2	1:A:187:LEU:HB3	2.00	0.43
1:E:35:THR:O	1:E:36:PHE:HB3	2.18	0.43
1:E:89:VAL:CG1	1:E:102:LEU:HD23	2.47	0.43
1:B:260:MET:HE3	1:B:309:LEU:HD22	2.00	0.43
1:D:130:ILE:HA	1:D:181:SER:O	2.18	0.43
1:D:264:PHE:O	1:D:268:ALA:HB2	2.19	0.43
1:E:179:LEU:C	1:E:179:LEU:HD12	2.39	0.43
1:E:255:GLY:HA2	1:E:258:ILE:CG2	2.48	0.43
1:A:254:THR:O	1:A:258:ILE:HB	2.18	0.43
1:B:125:LEU:HB2	1:B:187:LEU:HB3	2.01	0.43
1:B:264:PHE:CE2	1:B:302:PHE:HB2	2.53	0.43
1:C:81:GLU:HG3	1:C:108:ARG:CG	2.47	0.43
1:C:118:TYR:O	1:C:119:PRO:C	2.55	0.43
1:C:276:HIS:O	1:C:280:VAL:HG22	2.18	0.43
1:D:179:LEU:HD12	1:D:179:LEU:C	2.39	0.43
1:A:202:LEU:HB2	1:A:203:PRO:HD3	2.01	0.43
1:B:9:PRO:HD3	1:B:71:TRP:CE3	2.53	0.43
1:C:19:THR:HA	1:C:43:SER:O	2.19	0.43

*Continued on next page...*

*Continued from previous page...*

Atom-1	Atom-2	Interatomic distance (Å)	Clash overlap (Å)
1:C:48:ASP:OD2	1:C:51:LEU:HD23	2.19	0.43
1:D:192:GLN:NE2	1:E:249:PRO:HG3	2.33	0.43
1:D:234:HIS:CE1	1:D:258:ILE:O	2.71	0.43
1:D:267:VAL:HG23	1:D:298:PHE:CZ	2.54	0.43
1:E:77:PHE:HB3	1:E:80:VAL:HG23	2.01	0.43
1:A:19:THR:HA	1:A:43:SER:O	2.18	0.43
1:A:35:THR:CG2	1:A:108:ARG:HH21	2.31	0.43
1:B:255:GLY:O	1:B:258:ILE:HG22	2.18	0.43
1:E:202:LEU:HB2	1:E:203:PRO:HD3	2.01	0.43
1:B:81:GLU:HG3	1:B:108:ARG:CG	2.48	0.43
1:C:125:LEU:HB2	1:C:187:LEU:HB3	2.01	0.43
1:E:125:LEU:HB2	1:E:187:LEU:HB3	2.00	0.43
1:E:200:ILE:O	1:E:204:MET:HB3	2.18	0.43
1:A:224:VAL:HG23	1:E:225:THR:HG21	2.00	0.43
1:B:264:PHE:O	1:B:268:ALA:HB2	2.19	0.43
1:C:202:LEU:HB2	1:C:203:PRO:HD3	2.01	0.43
1:C:298:PHE:CB	1:C:299:PRO:HD3	2.48	0.43
1:E:77:PHE:HB3	1:E:80:VAL:CG2	2.48	0.43
1:A:193:TYR:CD1	1:A:193:TYR:N	2.86	0.42
1:C:22:TYR:CA	1:C:149:GLY:HA2	2.33	0.42
1:C:217:SER:HG	1:D:220:TYR:HE2	1.66	0.42
1:C:254:THR:O	1:C:258:ILE:HB	2.19	0.42
1:D:118:TYR:O	1:D:119:PRO:C	2.55	0.42
1:E:81:GLU:HG3	1:E:108:ARG:CG	2.47	0.42
1:E:260:MET:HE3	1:E:309:LEU:HD22	2.01	0.42
1:A:78:VAL:HB	1:A:128:TYR:HB2	2.01	0.42
1:A:179:LEU:C	1:A:179:LEU:HD12	2.39	0.42
1:A:77:PHE:HB3	1:A:80:VAL:HG23	2.00	0.42
1:B:111:SER:HA	1:B:112:PRO:HD2	1.77	0.42
1:B:290:ILE:HG22	1:B:291:THR:N	2.35	0.42
1:C:53:PHE:O	1:C:54:ASP:C	2.56	0.42
1:A:255:GLY:O	1:A:258:ILE:HG22	2.20	0.42
1:B:54:ASP:HA	1:B:55:PRO:HD2	1.76	0.42
1:B:35:THR:O	1:B:36:PHE:HB3	2.19	0.42
1:B:193:TYR:CG	1:B:194:PHE:N	2.87	0.42
1:B:255:GLY:HA2	1:B:258:ILE:CG2	2.49	0.42
1:C:264:PHE:CE2	1:C:302:PHE:HB2	2.54	0.42
1:D:19:THR:HA	1:D:43:SER:O	2.20	0.42
1:D:271:GLU:O	1:D:274:VAL:N	2.51	0.42
1:A:38:VAL:HG22	1:A:39:ASN:N	2.34	0.42
1:A:41:PHE:HE2	1:B:175:LEU:HD13	1.85	0.42

*Continued on next page...*

*Continued from previous page...*

Atom-1	Atom-2	Interatomic distance (Å)	Clash overlap (Å)
1:C:35:THR:O	1:C:36:PHE:HB3	2.18	0.42
1:C:94:SER:OG	1:C:95:PRO:HD2	2.19	0.42
1:E:118:TYR:O	1:E:119:PRO:C	2.58	0.42
1:A:298:PHE:CB	1:A:299:PRO:HD3	2.47	0.42
1:B:13:GLU:CB	1:B:14:PRO:CD	2.92	0.42
1:B:29:LEU:HB2	1:B:156:LEU:HD11	2.01	0.42
1:B:150:LYS:HB3	1:B:150:LYS:HE2	1.89	0.42
1:C:264:PHE:O	1:C:268:ALA:HB2	2.19	0.42
1:D:197:ILE:HB	1:D:198:PRO:CD	2.39	0.42
1:E:27:TYR:CE1	1:E:37:LYS:CB	3.03	0.42
1:B:35:THR:CG2	1:B:108:ARG:HH21	2.32	0.42
1:B:89:VAL:CG1	1:B:102:LEU:HD23	2.50	0.42
1:D:77:PHE:HB3	1:D:80:VAL:CG2	2.50	0.42
1:E:193:TYR:CG	1:E:194:PHE:N	2.88	0.42
1:E:216:TRP:CH2	1:E:295:ARG:CB	3.03	0.42
1:E:255:GLY:O	1:E:258:ILE:HG22	2.20	0.42
1:A:22:TYR:HA	1:A:149:GLY:HA3	2.00	0.42
1:A:234:HIS:HE1	1:A:258:ILE:O	2.02	0.42
1:A:255:GLY:HA2	1:A:258:ILE:CG2	2.48	0.42
1:B:133:SER:HB3	1:B:136:THR:O	2.19	0.42
1:C:234:HIS:CE1	1:C:258:ILE:O	2.72	0.42
1:C:271:GLU:O	1:C:274:VAL:N	2.50	0.42
1:C:290:ILE:HG22	1:C:291:THR:N	2.34	0.42
1:D:193:TYR:CD1	1:D:193:TYR:N	2.86	0.42
1:D:281:GLU:O	1:D:282:SER:C	2.58	0.42
1:E:19:THR:HA	1:E:43:SER:O	2.20	0.42
1:E:23:LEU:HA	1:E:40:ALA:HB2	2.00	0.42
1:E:38:VAL:HG22	1:E:39:ASN:N	2.34	0.42
1:D:128:TYR:O	1:D:129:LEU:HB2	2.19	0.42
1:E:130:ILE:HA	1:E:181:SER:O	2.20	0.42
1:E:264:PHE:CE2	1:E:302:PHE:HB2	2.54	0.42
1:E:309:LEU:O	1:E:312:LEU:HB3	2.19	0.42
1:A:29:LEU:HB2	1:A:156:LEU:HD11	2.02	0.41
1:A:89:VAL:CG1	1:A:102:LEU:HD23	2.49	0.41
1:A:94:SER:OG	1:A:95:PRO:HD2	2.20	0.41
1:B:216:TRP:CH2	1:B:295:ARG:CB	3.03	0.41
1:B:292:ARG:HD2	1:B:295:ARG:HD2	2.02	0.41
1:C:93:VAL:HG22	1:C:99:VAL:HG13	2.02	0.41
1:C:104:ARG:HD2	1:D:76:ARG:NH1	2.35	0.41
1:D:174:ALA:HA	1:D:179:LEU:HA	2.02	0.41
1:A:281:GLU:O	1:A:282:SER:C	2.58	0.41

*Continued on next page...*

*Continued from previous page...*

Atom-1	Atom-2	Interatomic distance (Å)	Clash overlap (Å)
1:A:290:ILE:HG22	1:A:291:THR:N	2.35	0.41
1:B:192:GLN:NE2	1:C:249:PRO:HG3	2.35	0.41
1:C:155:PHE:CZ	1:C:157:THR:HG23	2.55	0.41
1:C:207:ILE:HG13	1:C:208:LEU:N	2.35	0.41
1:D:232:ILE:HA	1:D:235:ILE:HD12	2.02	0.41
1:E:29:LEU:HB2	1:E:156:LEU:HD11	2.02	0.41
1:A:81:GLU:HG3	1:A:108:ARG:CG	2.50	0.41
1:A:249:PRO:HD2	1:A:250:TYR:HD1	1.81	0.41
1:B:76:ARG:HH22	1:B:130:ILE:HD12	1.85	0.41
1:C:193:TYR:CG	1:C:194:PHE:N	2.88	0.41
1:D:216:TRP:CH2	1:D:295:ARG:CB	3.03	0.41
1:D:225:THR:HG21	1:E:224:VAL:HG23	2.02	0.41
1:A:264:PHE:CE2	1:A:302:PHE:HB2	2.54	0.41
1:B:118:TYR:O	1:B:119:PRO:C	2.58	0.41
1:B:234:HIS:HE1	1:B:258:ILE:O	2.03	0.41
1:C:193:TYR:CD1	1:C:193:TYR:N	2.86	0.41
1:C:281:GLU:O	1:C:282:SER:C	2.59	0.41
1:D:29:LEU:HB2	1:D:156:LEU:HD11	2.02	0.41
1:D:200:ILE:O	1:D:204:MET:HB3	2.21	0.41
1:E:267:VAL:HG23	1:E:298:PHE:CZ	2.55	0.41
1:A:132:ARG:HA	1:A:180:GLU:HG2	2.02	0.41
1:C:89:VAL:CG1	1:C:102:LEU:HD23	2.50	0.41
1:D:124:THR:HB	1:D:188:ARG:HE	1.83	0.41
1:E:271:GLU:O	1:E:274:VAL:N	2.53	0.41
1:A:193:TYR:CG	1:A:194:PHE:N	2.87	0.41
1:C:38:VAL:HG22	1:C:39:ASN:N	2.36	0.41
1:C:134:VAL:HG12	1:C:135:ASP:H	1.85	0.41
1:D:255:GLY:HA2	1:D:258:ILE:CG2	2.50	0.41
1:E:22:TYR:HA	1:E:149:GLY:HA3	1.96	0.41
1:E:22:TYR:HB3	1:E:41:PHE:HB2	2.02	0.41
1:E:51:LEU:HB3	1:E:93:VAL:HG11	2.03	0.41
1:D:78:VAL:HB	1:D:128:TYR:HB2	2.01	0.41
1:D:94:SER:OG	1:D:95:PRO:HD2	2.21	0.41
1:D:129:LEU:HD22	1:D:185:TYR:CE1	2.56	0.41
1:D:254:THR:O	1:D:258:ILE:HB	2.21	0.41
1:C:32:LYS:HD3	1:C:243:THR:O	2.21	0.41
1:E:123:GLN:C	1:E:188:ARG:HH21	2.24	0.41
1:A:130:ILE:HA	1:A:181:SER:O	2.21	0.41
1:A:155:PHE:HB3	1:A:156:LEU:H	1.71	0.41
1:A:261:ILE:O	1:A:265:TYR:HD1	2.04	0.41
1:A:292:ARG:HD2	1:A:295:ARG:HD2	2.03	0.41

*Continued on next page...*

*Continued from previous page...*

Atom-1	Atom-2	Interatomic distance (Å)	Clash overlap (Å)
1:B:202:LEU:HB2	1:B:203:PRO:HD3	2.02	0.41
1:D:134:VAL:HG12	1:D:135:ASP:H	1.85	0.41
1:D:150:LYS:HB3	1:D:150:LYS:HE2	1.90	0.41
1:E:84:ARG:CB	1:E:107:ALA:HB2	2.51	0.41
1:E:128:TYR:O	1:E:129:LEU:HB2	2.20	0.41
1:E:150:LYS:HB3	1:E:150:LYS:HE2	1.90	0.41
1:E:234:HIS:HE1	1:E:258:ILE:O	2.03	0.41
1:B:119:PRO:HB2	1:B:120:PHE:CE1	2.56	0.41
1:D:234:HIS:HE1	1:D:258:ILE:O	2.04	0.41
1:E:249:PRO:HD2	1:E:250:TYR:HD1	1.82	0.41
1:A:200:ILE:O	1:A:204:MET:HB3	2.21	0.40
1:A:217:SER:HG	1:B:220:TYR:HE2	1.64	0.40
1:B:200:ILE:O	1:B:204:MET:HB3	2.21	0.40
1:B:217:SER:HG	1:C:220:TYR:HE2	1.66	0.40
1:E:65:TYR:O	1:E:91:ILE:HD13	2.21	0.40
1:E:290:ILE:HG22	1:E:291:THR:N	2.35	0.40
1:A:76:ARG:HH22	1:A:130:ILE:HD12	1.86	0.40
1:A:118:TYR:HD2	1:A:254:THR:HG21	1.86	0.40
1:B:179:LEU:HD12	1:B:179:LEU:C	2.41	0.40
1:C:134:VAL:HG12	1:C:135:ASP:N	2.37	0.40
1:C:200:ILE:O	1:C:204:MET:HB3	2.20	0.40
1:C:216:TRP:CH2	1:C:295:ARG:CB	3.05	0.40
1:D:111:SER:HA	1:D:112:PRO:HD2	1.76	0.40
1:E:129:LEU:HD22	1:E:185:TYR:CE1	2.57	0.40
1:E:140:VAL:HG22	1:E:181:SER:HB3	2.03	0.40
1:E:216:TRP:HA	1:E:295:ARG:HH21	1.86	0.40
1:B:19:THR:HA	1:B:43:SER:O	2.20	0.40
1:B:207:ILE:HG13	1:B:208:LEU:N	2.37	0.40
1:C:213:THR:HB	1:D:273:THR:HG21	2.04	0.40
1:D:123:GLN:HA	1:D:123:GLN:NE2	2.37	0.40
1:D:128:TYR:O	1:D:183:LEU:O	2.40	0.40
1:E:183:LEU:HD23	1:E:183:LEU:HA	1.84	0.40
1:E:264:PHE:O	1:E:268:ALA:HB2	2.22	0.40
1:A:72:ILE:HA	1:A:73:PRO:HD3	1.99	0.40
1:A:216:TRP:CH2	1:A:295:ARG:CB	3.04	0.40
1:B:134:VAL:HG12	1:B:135:ASP:H	1.86	0.40
1:C:123:GLN:C	1:C:188:ARG:HH21	2.25	0.40
1:E:119:PRO:HG3	1:E:254:THR:CB	2.39	0.40
1:B:159:TRP:CE3	1:B:189:ILE:HD12	2.57	0.40
1:B:281:GLU:O	1:B:282:SER:C	2.59	0.40
1:C:32:LYS:HD3	1:C:245:LEU:H	1.86	0.40

*Continued on next page...*

Continued from previous page...

Atom-1	Atom-2	Interatomic distance (Å)	Clash overlap (Å)
1:D:18:ASN:O	1:D:44:LEU:HA	2.21	0.40
1:D:155:PHE:CZ	1:D:157:THR:HG23	2.57	0.40
1:D:193:TYR:CG	1:D:194:PHE:N	2.88	0.40
1:E:230:THR:OG1	1:E:265:TYR:HE2	2.04	0.40

There are no symmetry-related clashes.

## 5.3 Torsion angles [i](#)

### 5.3.1 Protein backbone [i](#)

In the following table, the Percentiles column shows the percent Ramachandran outliers of the chain as a percentile score with respect to all X-ray entries followed by that with respect to entries of similar resolution.

The Analysed column shows the number of residues for which the backbone conformation was analysed, and the total number of residues.

Mol	Chain	Analysed	Favoured	Allowed	Outliers	Percentiles	
1	A	308/317 (97%)	246 (80%)	44 (14%)	18 (6%)	1	16
1	B	308/317 (97%)	250 (81%)	40 (13%)	18 (6%)	1	16
1	C	308/317 (97%)	247 (80%)	43 (14%)	18 (6%)	1	16
1	D	308/317 (97%)	249 (81%)	42 (14%)	17 (6%)	2	17
1	E	308/317 (97%)	247 (80%)	43 (14%)	18 (6%)	1	16
All	All	1540/1585 (97%)	1239 (80%)	212 (14%)	89 (6%)	1	16

All (89) Ramachandran outliers are listed below:

Mol	Chain	Res	Type
1	A	149	GLY
1	A	178	ARG
1	A	193	TYR
1	B	149	GLY
1	B	178	ARG
1	B	193	TYR
1	C	149	GLY
1	C	178	ARG
1	C	193	TYR
1	D	149	GLY

Continued on next page...

*Continued from previous page...*

<b>Mol</b>	<b>Chain</b>	<b>Res</b>	<b>Type</b>
1	D	178	ARG
1	D	193	TYR
1	E	149	GLY
1	E	178	ARG
1	E	193	TYR
1	A	59	GLY
1	A	144	ASP
1	A	148	VAL
1	A	173	PHE
1	A	194	PHE
1	A	242	GLU
1	A	275	GLN
1	B	59	GLY
1	B	144	ASP
1	B	173	PHE
1	B	194	PHE
1	B	242	GLU
1	B	275	GLN
1	B	282	SER
1	C	59	GLY
1	C	144	ASP
1	C	148	VAL
1	C	173	PHE
1	C	194	PHE
1	C	242	GLU
1	C	275	GLN
1	D	59	GLY
1	D	144	ASP
1	D	148	VAL
1	D	173	PHE
1	D	194	PHE
1	D	242	GLU
1	D	275	GLN
1	E	59	GLY
1	E	144	ASP
1	E	148	VAL
1	E	173	PHE
1	E	194	PHE
1	E	242	GLU
1	E	275	GLN
1	A	134	VAL
1	A	282	SER

*Continued on next page...*

*Continued from previous page...*

Mol	Chain	Res	Type
1	B	134	VAL
1	B	148	VAL
1	C	134	VAL
1	C	282	SER
1	D	134	VAL
1	D	282	SER
1	E	134	VAL
1	E	282	SER
1	A	129	LEU
1	A	177	ASP
1	A	195	SER
1	B	129	LEU
1	B	177	ASP
1	B	195	SER
1	C	177	ASP
1	D	177	ASP
1	D	195	SER
1	E	129	LEU
1	E	177	ASP
1	C	129	LEU
1	C	195	SER
1	D	129	LEU
1	E	195	SER
1	A	54	ASP
1	B	54	ASP
1	C	54	ASP
1	C	118	TYR
1	D	54	ASP
1	E	54	ASP
1	D	118	TYR
1	A	118	TYR
1	B	118	TYR
1	E	118	TYR
1	A	60	VAL
1	C	60	VAL
1	B	60	VAL
1	E	60	VAL

### 5.3.2 Protein sidechains [i](#)

In the following table, the Percentiles column shows the percent sidechain outliers of the chain as a percentile score with respect to all X-ray entries followed by that with respect to entries of similar



resolution.

The Analysed column shows the number of residues for which the sidechain conformation was analysed, and the total number of residues.

Mol	Chain	Analysed	Rotameric	Outliers	Percentiles	
1	A	277/283 (98%)	248 (90%)	29 (10%)	7	31
1	B	277/283 (98%)	246 (89%)	31 (11%)	6	27
1	C	277/283 (98%)	248 (90%)	29 (10%)	7	31
1	D	277/283 (98%)	248 (90%)	29 (10%)	7	31
1	E	277/283 (98%)	246 (89%)	31 (11%)	6	27
All	All	1385/1415 (98%)	1236 (89%)	149 (11%)	6	30

All (149) residues with a non-rotameric sidechain are listed below:

Mol	Chain	Res	Type
1	A	45	SER
1	A	53	PHE
1	A	57	ARG
1	A	84	ARG
1	A	111	SER
1	A	120	PHE
1	A	135	ASP
1	A	141	LEU
1	A	144	ASP
1	A	154	VAL
1	A	155	PHE
1	A	157	THR
1	A	168	VAL
1	A	175	LEU
1	A	188	ARG
1	A	190	SER
1	A	193	TYR
1	A	202	LEU
1	A	211	SER
1	A	212	TRP
1	A	228	VAL
1	A	244	ASN
1	A	252	THR
1	A	257	ILE
1	A	274	VAL
1	A	290	ILE
1	A	292	ARG

*Continued on next page...*

*Continued from previous page...*

<b>Mol</b>	<b>Chain</b>	<b>Res</b>	<b>Type</b>
1	A	303	LEU
1	A	314	PHE
1	B	45	SER
1	B	53	PHE
1	B	57	ARG
1	B	84	ARG
1	B	111	SER
1	B	120	PHE
1	B	135	ASP
1	B	141	LEU
1	B	144	ASP
1	B	148	VAL
1	B	154	VAL
1	B	155	PHE
1	B	157	THR
1	B	168	VAL
1	B	175	LEU
1	B	181	SER
1	B	188	ARG
1	B	190	SER
1	B	193	TYR
1	B	202	LEU
1	B	211	SER
1	B	212	TRP
1	B	228	VAL
1	B	244	ASN
1	B	252	THR
1	B	257	ILE
1	B	274	VAL
1	B	290	ILE
1	B	292	ARG
1	B	303	LEU
1	B	314	PHE
1	C	45	SER
1	C	53	PHE
1	C	57	ARG
1	C	84	ARG
1	C	111	SER
1	C	120	PHE
1	C	135	ASP
1	C	141	LEU
1	C	144	ASP

*Continued on next page...*

*Continued from previous page...*

<b>Mol</b>	<b>Chain</b>	<b>Res</b>	<b>Type</b>
1	C	154	VAL
1	C	155	PHE
1	C	157	THR
1	C	168	VAL
1	C	175	LEU
1	C	188	ARG
1	C	190	SER
1	C	193	TYR
1	C	202	LEU
1	C	211	SER
1	C	212	TRP
1	C	228	VAL
1	C	244	ASN
1	C	252	THR
1	C	257	ILE
1	C	274	VAL
1	C	290	ILE
1	C	292	ARG
1	C	303	LEU
1	C	314	PHE
1	D	45	SER
1	D	53	PHE
1	D	57	ARG
1	D	84	ARG
1	D	111	SER
1	D	120	PHE
1	D	135	ASP
1	D	141	LEU
1	D	144	ASP
1	D	154	VAL
1	D	155	PHE
1	D	157	THR
1	D	168	VAL
1	D	175	LEU
1	D	188	ARG
1	D	190	SER
1	D	193	TYR
1	D	202	LEU
1	D	211	SER
1	D	212	TRP
1	D	228	VAL
1	D	244	ASN

*Continued on next page...*

*Continued from previous page...*

<b>Mol</b>	<b>Chain</b>	<b>Res</b>	<b>Type</b>
1	D	252	THR
1	D	257	ILE
1	D	274	VAL
1	D	290	ILE
1	D	292	ARG
1	D	303	LEU
1	D	314	PHE
1	E	45	SER
1	E	53	PHE
1	E	57	ARG
1	E	84	ARG
1	E	111	SER
1	E	120	PHE
1	E	135	ASP
1	E	141	LEU
1	E	144	ASP
1	E	148	VAL
1	E	154	VAL
1	E	155	PHE
1	E	157	THR
1	E	168	VAL
1	E	175	LEU
1	E	181	SER
1	E	188	ARG
1	E	190	SER
1	E	193	TYR
1	E	202	LEU
1	E	211	SER
1	E	212	TRP
1	E	228	VAL
1	E	244	ASN
1	E	252	THR
1	E	257	ILE
1	E	274	VAL
1	E	290	ILE
1	E	292	ARG
1	E	303	LEU
1	E	314	PHE

Sometimes sidechains can be flipped to improve hydrogen bonding and reduce clashes. All (26) such sidechains are listed below:

Mol	Chain	Res	Type
1	A	123	GLN
1	A	151	ASN
1	A	192	GLN
1	A	234	HIS
1	A	238	ASN
1	B	123	GLN
1	B	151	ASN
1	B	192	GLN
1	B	199	ASN
1	B	234	HIS
1	C	39	ASN
1	C	123	GLN
1	C	151	ASN
1	C	192	GLN
1	C	199	ASN
1	C	234	HIS
1	C	238	ASN
1	D	39	ASN
1	D	123	GLN
1	D	151	ASN
1	D	192	GLN
1	D	199	ASN
1	D	234	HIS
1	E	151	ASN
1	E	192	GLN
1	E	234	HIS

### 5.3.3 RNA [i](#)

There are no RNA molecules in this entry.

### 5.4 Non-standard residues in protein, DNA, RNA chains [i](#)

There are no non-standard protein/DNA/RNA residues in this entry.

### 5.5 Carbohydrates [i](#)

There are no monosaccharides in this entry.

## 5.6 Ligand geometry [i](#)

There are no ligands in this entry.

## 5.7 Other polymers [i](#)

There are no such residues in this entry.

## 5.8 Polymer linkage issues [i](#)

There are no chain breaks in this entry.

## 6 Fit of model and data [i](#)

### 6.1 Protein, DNA and RNA chains [i](#)

In the following table, the column labelled ‘#RSRZ > 2’ contains the number (and percentage) of RSRZ outliers, followed by percent RSRZ outliers for the chain as percentile scores relative to all X-ray entries and entries of similar resolution. The OWAB column contains the minimum, median, 95<sup>th</sup> percentile and maximum values of the occupancy-weighted average B-factor per residue. The column labelled ‘Q < 0.9’ lists the number of (and percentage) of residues with an average occupancy less than 0.9.

Mol	Chain	Analysed	<RSRZ>	#RSRZ>2	OWAB(Å <sup>2</sup> )	Q<0.9
1	A	310/317 (97%)	-0.24	4 (1%) 77 71	76, 103, 142, 169	0
1	B	310/317 (97%)	-0.27	4 (1%) 77 71	76, 103, 142, 169	0
1	C	310/317 (97%)	-0.29	1 (0%) 94 91	76, 103, 142, 169	0
1	D	310/317 (97%)	-0.25	2 (0%) 89 86	76, 103, 142, 169	0
1	E	310/317 (97%)	-0.28	4 (1%) 77 71	76, 103, 142, 169	0
All	All	1550/1585 (97%)	-0.27	15 (0%) 82 77	76, 103, 143, 169	0

All (15) RSRZ outliers are listed below:

Mol	Chain	Res	Type	RSRZ
1	C	316	PHE	3.6
1	A	316	PHE	3.1
1	E	282	SER	2.8
1	E	316	PHE	2.5
1	D	282	SER	2.5
1	A	315	GLY	2.5
1	D	55	PRO	2.5
1	B	282	SER	2.5
1	B	316	PHE	2.5
1	B	63	LYS	2.3
1	A	282	SER	2.3
1	E	60	VAL	2.3
1	E	286	ARG	2.3
1	A	51	LEU	2.1
1	B	133	SER	2.1

### 6.2 Non-standard residues in protein, DNA, RNA chains [i](#)

There are no non-standard protein/DNA/RNA residues in this entry.

### 6.3 Carbohydrates [i](#)

There are no monosaccharides in this entry.

### 6.4 Ligands [i](#)

There are no ligands in this entry.

### 6.5 Other polymers [i](#)

There are no such residues in this entry.