



## Full wwPDB EM Validation Report ⓘ

May 27, 2024 – 02:33 PM JST

PDB ID : 7EMF  
EMDB ID : EMD-31191  
Title : Human Mediator (deletion of MED1-IDR) in a Tail-extended conformation  
Authors : Yin, X.; Li, J.; Wu, Z.; Liu, W.; Xu, Y.  
Deposited on : 2021-04-13  
Resolution : 3.50 Å (reported)

This is a Full wwPDB EM Validation Report for a publicly released PDB entry.

We welcome your comments at [validation@mail.wwpdb.org](mailto:validation@mail.wwpdb.org)

A user guide is available at

<https://www.wwpdb.org/validation/2017/EMValidationReportHelp>

with specific help available everywhere you see the ⓘ symbol.

The types of validation reports are described at

<http://www.wwpdb.org/validation/2017/FAQs#types>.

---

The following versions of software and data (see [references ⓘ](#)) were used in the production of this report:

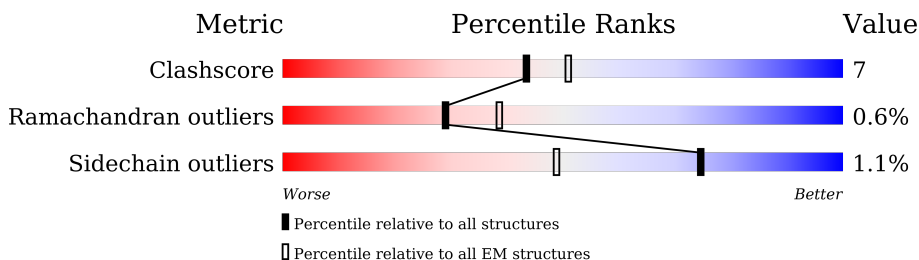
EMDB validation analysis : 0.0.1.dev92  
MolProbity : 4.02b-467  
Percentile statistics : 20191225.v01 (using entries in the PDB archive December 25th 2019)  
MapQ : 1.9.13  
Ideal geometry (proteins) : Engh & Huber (2001)  
Ideal geometry (DNA, RNA) : Parkinson et al. (1996)  
Validation Pipeline (wwPDB-VP) : 2.36.2

# 1 Overall quality at a glance i

The following experimental techniques were used to determine the structure:  
*ELECTRON MICROSCOPY*

The reported resolution of this entry is 3.50 Å.

Percentile scores (ranging between 0-100) for global validation metrics of the entry are shown in the following graphic. The table shows the number of entries on which the scores are based.



Metric	Whole archive (#Entries)	EM structures (#Entries)
Clashscore	158937	4297
Ramachandran outliers	154571	4023
Sidechain outliers	154315	3826

The table below summarises the geometric issues observed across the polymeric chains and their fit to the map. The red, orange, yellow and green segments of the bar indicate the fraction of residues that contain outliers for  $\geq 3$ , 2, 1 and 0 types of geometric quality criteria respectively. A grey segment represents the fraction of residues that are not modelled. The numeric value for each fraction is indicated below the corresponding segment, with a dot representing fractions  $\leq 5\%$ . The upper red bar (where present) indicates the fraction of residues that have poor fit to the EM map (all-atom inclusion  $< 40\%$ ). The numeric value is given above the bar.

Mol	Chain	Length	Quality of chain
1	A	1581	
2	B	20	
3	D	270	
4	F	246	
5	G	233	
6	H	268	
7	I	146	
8	J	135	

*Continued on next page...*

Continued from previous page...

Mol	Chain	Length	Quality of chain
9	K	117	
10	N	1454	
11	O	788	
12	P	841	
13	Q	651	
14	R	208	
15	S	244	
16	T	212	
17	U	144	
18	V	200	
19	W	1368	
20	X	989	
21	Y	747	
22	Z	600	
23	0	311	
24	1	178	
25	2	200	
26	3	178	
27	4	131	

## 2 Entry composition i

There are 28 unique types of molecules in this entry. The entry contains 62334 atoms, of which 0 are hydrogens and 0 are deuteriums.

In the tables below, the AltConf column contains the number of residues with at least one atom in alternate conformation and the Trace column contains the number of residues modelled with at most 2 atoms.

- Molecule 1 is a protein called Mediator of RNA polymerase II transcription subunit 1.

Mol	Chain	Residues	Atoms					AltConf	Trace
			Total	C	N	O	S		
1	A	467	3578	2278	613	663	24	0	0

- Molecule 2 is a protein called Unknown Chain (poly A).

Mol	Chain	Residues	Atoms				AltConf	Trace
			Total	C	N	O		
2	B	20	100	60	20	20	0	0

- Molecule 3 is a protein called Mediator of RNA polymerase II transcription subunit 4.

Mol	Chain	Residues	Atoms					AltConf	Trace
			Total	C	N	O	S		
3	D	158	1268	791	228	243	6	0	0

- Molecule 4 is a protein called Mediator of RNA polymerase II transcription subunit 6.

Mol	Chain	Residues	Atoms					AltConf	Trace
			Total	C	N	O	S		
4	F	167	1374	888	238	243	5	0	0

- Molecule 5 is a protein called Mediator of RNA polymerase II transcription subunit 7.

Mol	Chain	Residues	Atoms					AltConf	Trace
			Total	C	N	O	S		
5	G	161	1348	856	239	243	10	0	0

- Molecule 6 is a protein called Isoform 2 of Mediator of RNA polymerase II transcription subunit 8.

Mol	Chain	Residues	Atoms					AltConf	Trace
			Total	C	N	O	S		
6	H	181	1422	888	250	280	4	0	0

- Molecule 7 is a protein called Mediator of RNA polymerase II transcription subunit 9.

Mol	Chain	Residues	Atoms					AltConf	Trace
			Total	C	N	O	S		
7	I	73	605	382	107	110	6	0	0

- Molecule 8 is a protein called Mediator of RNA polymerase II transcription subunit 10.

Mol	Chain	Residues	Atoms					AltConf	Trace
			Total	C	N	O	S		
8	J	122	840	527	151	159	3	0	0

- Molecule 9 is a protein called Mediator of RNA polymerase II transcription subunit 11.

Mol	Chain	Residues	Atoms					AltConf	Trace
			Total	C	N	O	S		
9	K	112	879	537	163	175	4	0	0

- Molecule 10 is a protein called Mediator of RNA polymerase II transcription subunit 14.

Mol	Chain	Residues	Atoms					AltConf	Trace
			Total	C	N	O	S		
10	N	1017	7772	4958	1365	1407	42	0	0

- Molecule 11 is a protein called Mediator of RNA polymerase II transcription subunit 15.

Mol	Chain	Residues	Atoms					AltConf	Trace
			Total	C	N	O	S		
11	O	157	1226	783	213	223	7	0	0

- Molecule 12 is a protein called Isoform 2 of Mediator of RNA polymerase II transcription subunit 16.

Mol	Chain	Residues	Atoms					AltConf	Trace
			Total	C	N	O	S		
12	P	766	5983	3816	1026	1092	49	0	0

- Molecule 13 is a protein called Mediator of RNA polymerase II transcription subunit 17.

Mol	Chain	Residues	Atoms					AltConf	Trace
			Total	C	N	O	S		
13	Q	551	4361	2760	780	801	20	0	0

- Molecule 14 is a protein called Mediator of RNA polymerase II transcription subunit 18.

Mol	Chain	Residues	Atoms					AltConf	Trace
			Total	C	N	O	S		
14	R	191	1532	971	270	276	15	0	0

- Molecule 15 is a protein called Mediator of RNA polymerase II transcription subunit 19.

Mol	Chain	Residues	Atoms					AltConf	Trace
			Total	C	N	O	S		
15	S	75	476	295	85	94	2	0	0

- Molecule 16 is a protein called Mediator of RNA polymerase II transcription subunit 20.

Mol	Chain	Residues	Atoms					AltConf	Trace
			Total	C	N	O	S		
16	T	193	1499	955	247	280	17	0	0

- Molecule 17 is a protein called Mediator of RNA polymerase II transcription subunit 21.

Mol	Chain	Residues	Atoms					AltConf	Trace
			Total	C	N	O	S		
17	U	121	918	570	153	190	5	0	0

- Molecule 18 is a protein called Mediator of RNA polymerase II transcription subunit 22.

Mol	Chain	Residues	Atoms					AltConf	Trace
			Total	C	N	O	S		
18	V	130	1063	656	181	222	4	0	0

- Molecule 19 is a protein called Mediator of RNA polymerase II transcription subunit 23.

Mol	Chain	Residues	Atoms					AltConf	Trace
			Total	C	N	O	S		
19	W	1334	10774	6967	1827	1909	71	0	0

- Molecule 20 is a protein called Mediator of RNA polymerase II transcription subunit 24.

Mol	Chain	Residues	Atoms					AltConf	Trace
			Total	C	N	O	S		
20	X	897	7061	4524	1190	1293	54	0	0

- Molecule 21 is a protein called Mediator of RNA polymerase II transcription subunit 25.

Mol	Chain	Residues	Atoms					AltConf	Trace
			Total	C	N	O	S		
21	Y	210	1605	1030	264	302	9	0	0

- Molecule 22 is a protein called Mediator of RNA polymerase II transcription subunit 26.

Mol	Chain	Residues	Atoms					AltConf	Trace
			Total	C	N	O	S		
22	Z	97	765	472	136	154	3	0	0

- Molecule 23 is a protein called Mediator of RNA polymerase II transcription subunit 27.

Mol	Chain	Residues	Atoms					AltConf	Trace
			Total	C	N	O	S		
23	0	267	2159	1373	384	390	12	0	0

- Molecule 24 is a protein called Mediator of RNA polymerase II transcription subunit 28.

Mol	Chain	Residues	Atoms					AltConf	Trace
			Total	C	N	O	S		
24	1	99	817	511	143	160	3	0	0

- Molecule 25 is a protein called Mediator of RNA polymerase II transcription subunit 29.

Mol	Chain	Residues	Atoms					AltConf	Trace
			Total	C	N	O	S		
25	2	115	899	563	155	172	9	0	0

- Molecule 26 is a protein called Mediator of RNA polymerase II transcription subunit 30.

Mol	Chain	Residues	Atoms					AltConf	Trace
			Total	C	N	O	S		
26	3	122	1022	639	187	189	7	0	0

- Molecule 27 is a protein called Mediator of RNA polymerase II transcription subunit 31.

Mol	Chain	Residues	Atoms					AltConf	Trace
			Total	C	N	O	S		
27	4	113	986	642	171	168	5	0	0

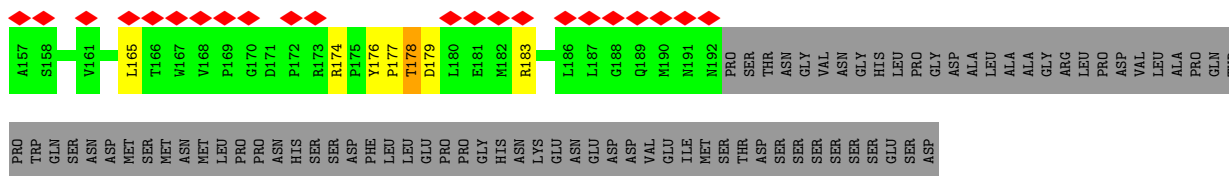
- Molecule 28 is ZINC ION (three-letter code: ZN) (formula: Zn).

<b>Mol</b>	<b>Chain</b>	<b>Residues</b>	<b>Atoms</b>		<b>AltConf</b>
28	P	1	Total 1	Zn 1	0
28	0	1	Total 1	Zn 1	0

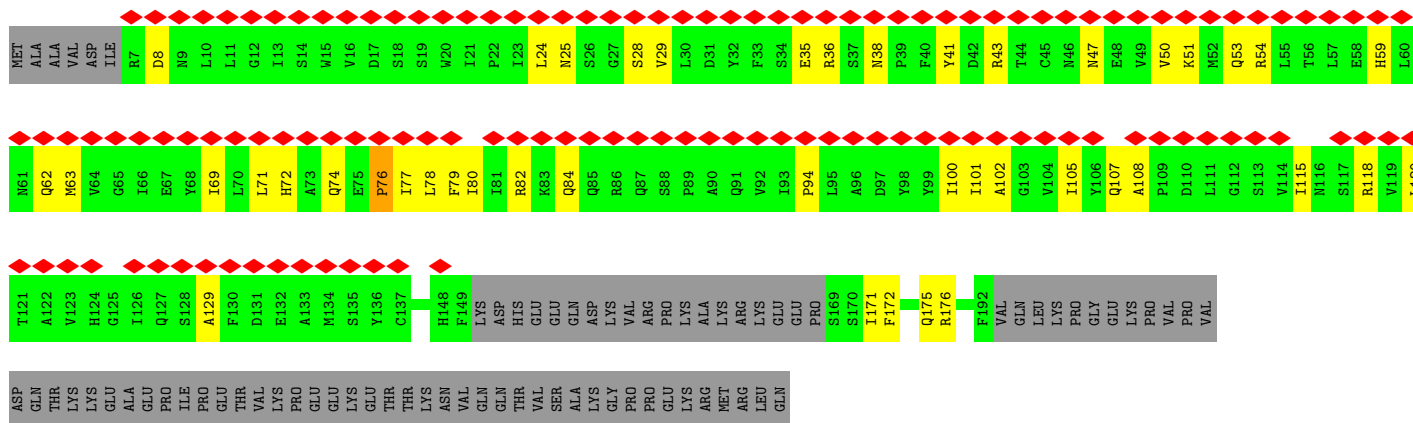




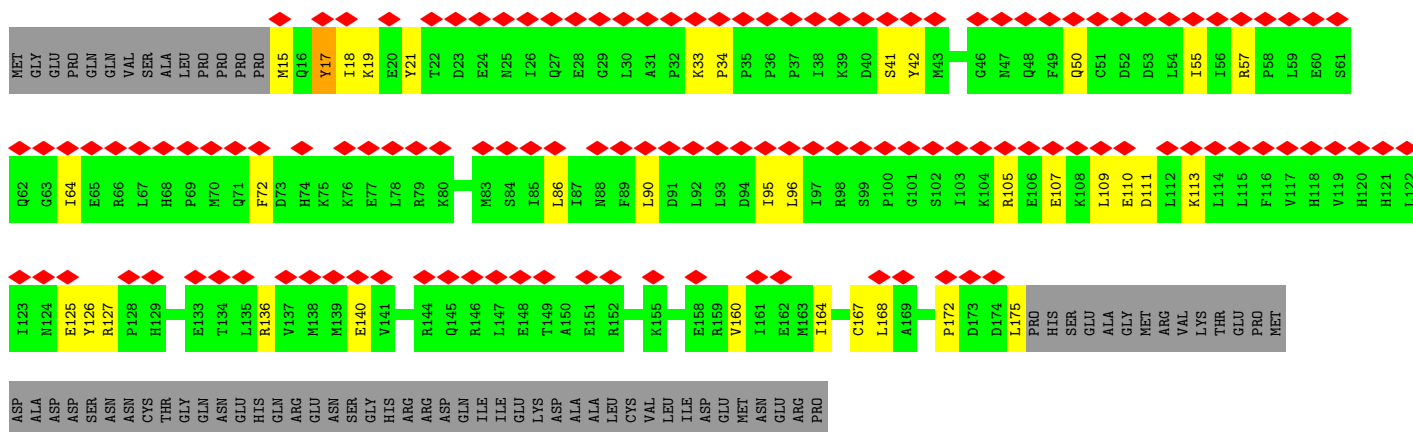




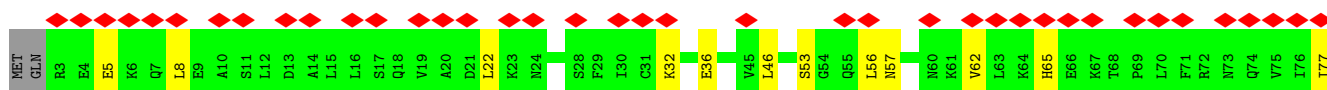
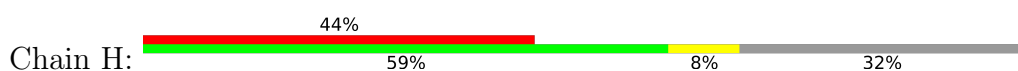
• Molecule 4: Mediator of RNA polymerase II transcription subunit 6

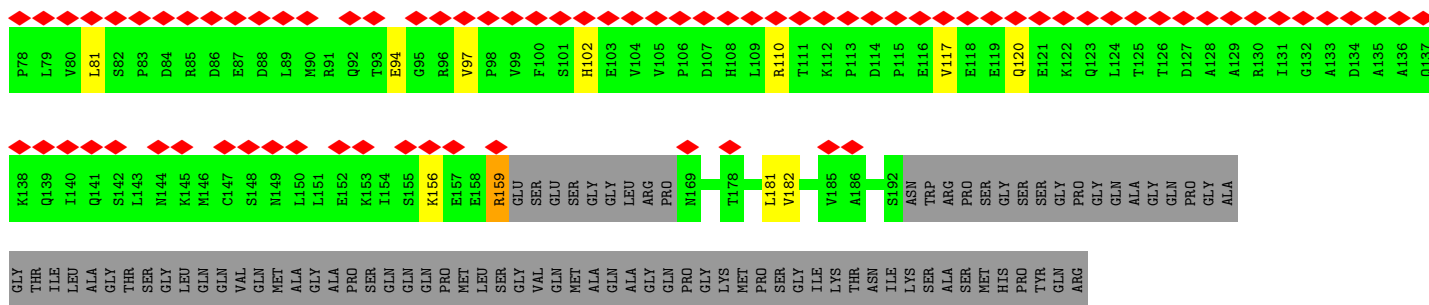


• Molecule 5: Mediator of RNA polymerase II transcription subunit 7



• Molecule 6: Isoform 2 of Mediator of RNA polymerase II transcription subunit 8











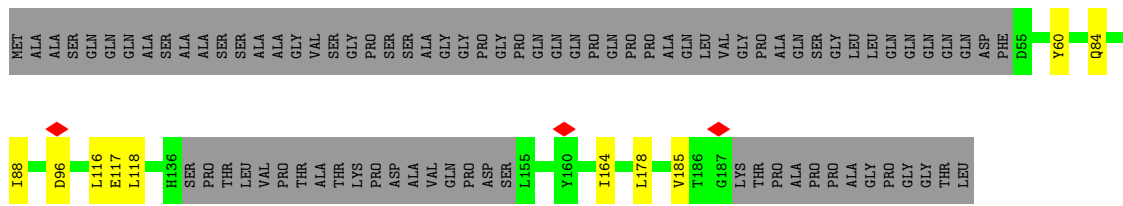




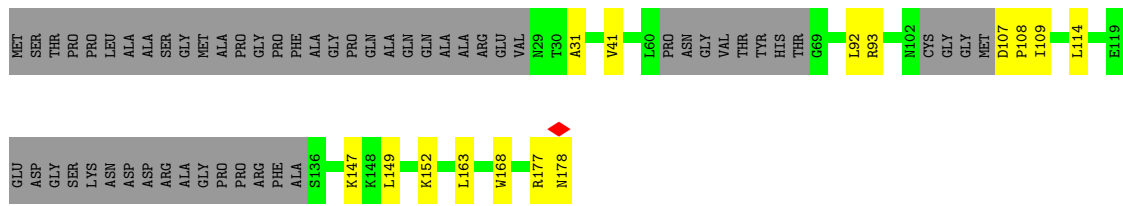




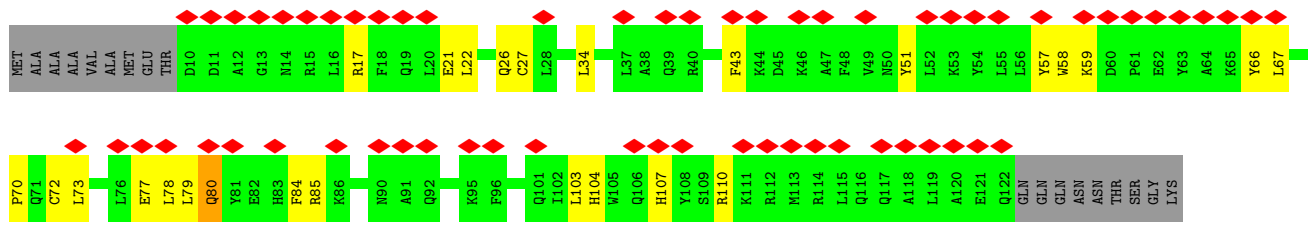




• Molecule 26: Mediator of RNA polymerase II transcription subunit 30



• Molecule 27: Mediator of RNA polymerase II transcription subunit 31



## 4 Experimental information

Property	Value	Source
EM reconstruction method	SINGLE PARTICLE	Depositor
Imposed symmetry	POINT, Not provided	
Number of particles used	95433	Depositor
Resolution determination method	FSC 0.143 CUT-OFF	Depositor
CTF correction method	PHASE FLIPPING AND AMPLITUDE CORRECTION	Depositor
Microscope	FEI TITAN KRIOS	Depositor
Voltage (kV)	300	Depositor
Electron dose ( $e^-/\text{\AA}^2$ )	50	Depositor
Minimum defocus (nm)	Not provided	
Maximum defocus (nm)	Not provided	
Magnification	Not provided	
Image detector	GATAN K2 SUMMIT (4k x 4k)	Depositor
Maximum map value	0.114	Depositor
Minimum map value	-0.064	Depositor
Average map value	0.000	Depositor
Map value standard deviation	0.002	Depositor
Recommended contour level	0.01	Depositor
Map size (Å)	539.648, 539.648, 539.648	wwPDB
Map dimensions	512, 512, 512	wwPDB
Map angles (°)	90.0, 90.0, 90.0	wwPDB
Pixel spacing (Å)	1.054, 1.054, 1.054	Depositor

## 5 Model quality [i](#)

### 5.1 Standard geometry [i](#)

Bond lengths and bond angles in the following residue types are not validated in this section:  
ZN

The Z score for a bond length (or angle) is the number of standard deviations the observed value is removed from the expected value. A bond length (or angle) with  $|Z| > 5$  is considered an outlier worth inspection. RMSZ is the root-mean-square of all Z scores of the bond lengths (or angles).

Mol	Chain	Bond lengths		Bond angles	
		RMSZ	# Z  >5	RMSZ	# Z  >5
1	A	0.51	0/3653	0.62	0/4961
2	B	0.68	0/99	0.77	0/137
3	D	0.40	0/1281	0.56	0/1718
4	F	0.37	0/1411	0.63	0/1916
5	G	0.51	0/1374	0.61	0/1847
6	H	0.35	0/1441	0.56	0/1946
7	I	0.36	0/612	0.58	0/815
8	J	0.33	0/849	0.54	1/1150 (0.1%)
9	K	0.42	0/885	0.53	0/1190
10	N	0.50	0/7923	0.64	11/10761 (0.1%)
11	O	0.59	0/1261	0.69	0/1731
12	P	0.65	0/6116	0.69	0/8311
13	Q	0.52	0/4444	0.61	0/6000
14	R	0.49	0/1562	0.60	0/2101
15	S	0.37	0/480	0.74	5/651 (0.8%)
16	T	0.57	0/1530	0.64	0/2066
17	U	0.53	0/927	0.64	0/1257
18	V	0.56	0/1072	0.65	0/1440
19	W	0.56	0/11056	0.60	0/15023
20	X	0.58	0/7191	0.63	0/9728
21	Y	0.57	0/1645	0.64	0/2240
22	Z	0.51	0/781	0.64	0/1067
23	0	0.57	0/2201	0.60	0/2972
24	1	0.47	0/825	0.55	0/1107
25	2	0.47	0/911	0.56	0/1229
26	3	0.45	0/1029	0.54	0/1378
27	4	0.48	0/1013	0.61	0/1364
All	All	0.53	0/63572	0.62	17/86106 (0.0%)

There are no bond length outliers.

All (17) bond angle outliers are listed below:

Mol	Chain	Res	Type	Atoms	Z	Observed(°)	Ideal(°)
10	N	1351	PRO	N-CA-CB	7.37	112.14	103.30
10	N	1343	PRO	N-CA-CB	7.30	112.06	103.30
10	N	1355	PRO	N-CA-CB	6.88	111.56	103.30
8	J	31	PRO	N-CA-CB	6.61	111.23	103.30
10	N	1352	PRO	N-CA-CB	6.35	110.92	103.30
10	N	1326	PRO	N-CA-CB	6.15	110.68	103.30
15	S	135	PRO	N-CA-CB	6.13	110.65	103.30
10	N	1255	PRO	N-CA-CB	5.86	110.33	103.30
10	N	1237	PRO	N-CA-CB	5.82	110.29	103.30
15	S	134	PRO	N-CA-CB	5.80	110.26	103.30
10	N	1348	PRO	N-CA-CB	5.75	110.20	103.30
10	N	1344	PRO	N-CA-CB	5.73	110.18	103.30
15	S	113	PRO	N-CA-CB	5.73	110.18	103.30
15	S	119	PRO	N-CA-CB	5.71	110.15	103.30
15	S	158	PRO	N-CA-CB	5.65	110.08	103.30
10	N	74	PRO	N-CA-CB	5.62	110.05	103.30
10	N	1347	PRO	N-CA-CB	5.45	109.83	103.30

There are no chirality outliers.

There are no planarity outliers.

## 5.2 Too-close contacts [i](#)

In the following table, the Non-H and H(model) columns list the number of non-hydrogen atoms and hydrogen atoms in the chain respectively. The H(added) column lists the number of hydrogen atoms added and optimized by MolProbity. The Clashes column lists the number of clashes within the asymmetric unit, whereas Symm-Clashes lists symmetry-related clashes.

Mol	Chain	Non-H	H(model)	H(added)	Clashes	Symm-Clashes
1	A	3578	0	3522	63	0
2	B	100	0	102	0	0
3	D	1268	0	1305	23	0
4	F	1374	0	1357	35	0
5	G	1348	0	1373	32	0
6	H	1422	0	1440	16	0
7	I	605	0	628	7	0
8	J	840	0	718	8	0
9	K	879	0	886	20	0
10	N	7772	0	7557	139	0
11	O	1226	0	1217	24	0
12	P	5983	0	6071	95	0
13	Q	4361	0	4445	71	0

*Continued on next page...*

Continued from previous page...

Mol	Chain	Non-H	H(model)	H(added)	Clashes	Symm-Clashes
14	R	1532	0	1542	25	0
15	S	476	0	347	3	0
16	T	1499	0	1484	24	0
17	U	918	0	905	26	0
18	V	1063	0	1051	25	0
19	W	10774	0	10838	130	0
20	X	7061	0	7223	84	0
21	Y	1605	0	1576	24	0
22	Z	765	0	728	16	0
23	0	2159	0	2176	45	0
24	1	817	0	818	13	0
25	2	899	0	908	11	0
26	3	1022	0	1054	14	0
27	4	986	0	965	27	0
28	0	1	0	0	0	0
28	P	1	0	0	0	0
All	All	62334	0	62236	874	0

The all-atom clashscore is defined as the number of clashes found per 1000 atoms (including hydrogen atoms). The all-atom clashscore for this structure is 7.

All (874) close contacts within the same asymmetric unit are listed below, sorted by their clash magnitude.

Atom-1	Atom-2	Interatomic distance (Å)	Clash overlap (Å)
5:G:18:ILE:HD11	27:4:51:TYR:OH	1.35	1.26
10:N:922:TYR:CE2	10:N:1215:ILE:HD13	1.76	1.19
10:N:885:LEU:HD21	10:N:1186:LEU:HD22	1.31	1.10
10:N:962:PHE:HB2	10:N:1210:PHE:CE2	1.88	1.08
10:N:932:GLY:HA2	10:N:1179:HIS:CE1	1.90	1.06
10:N:922:TYR:HE2	10:N:1215:ILE:HD13	0.83	1.00
10:N:885:LEU:HD21	10:N:1186:LEU:CD2	1.93	0.98
10:N:922:TYR:HE2	10:N:1215:ILE:CD1	1.76	0.96
10:N:934:VAL:HG11	10:N:1182:LEU:HD22	1.45	0.96
5:G:18:ILE:HD11	27:4:51:TYR:HH	1.30	0.93
10:N:962:PHE:CG	10:N:1210:PHE:CD2	2.56	0.93
10:N:918:PHE:CE1	10:N:1208:GLU:HG3	2.05	0.91
11:O:758:SER:HB2	19:W:30:PRO:HG2	1.54	0.87
10:N:957:PRO:HB2	10:N:1217:ARG:NH2	1.90	0.87
5:G:18:ILE:CD1	27:4:51:TYR:OH	2.22	0.86
18:V:10:SER:N	18:V:13:THR:HG1	1.73	0.85
12:P:702:ASP:HB2	12:P:705:PRO:HB3	1.58	0.84

Continued on next page...



*Continued from previous page...*

Atom-1	Atom-2	Interatomic distance (Å)	Clash overlap (Å)
10:N:962:PHE:CD1	10:N:1210:PHE:CD2	2.67	0.83
11:O:759:ARG:HH22	19:W:30:PRO:HD3	1.44	0.83
10:N:962:PHE:CB	10:N:1210:PHE:CE2	2.63	0.82
12:P:13:MET:HG3	12:P:405:PHE:HB2	1.59	0.81
12:P:15:LEU:HD11	12:P:453:SER:HB2	1.63	0.79
3:D:176:TYR:HB2	3:D:177:PRO:HD2	1.64	0.79
6:H:22:LEU:HA	6:H:56:LEU:HD13	1.66	0.78
17:U:28:GLN:HE22	22:Z:482:ARG:HA	1.50	0.76
11:O:720:PRO:HD3	20:X:71:GLN:HG3	1.65	0.76
10:N:962:PHE:CD1	10:N:1210:PHE:HD2	2.04	0.76
1:A:221:ASN:ND2	1:A:249:ARG:HH21	1.86	0.74
10:N:918:PHE:CE1	10:N:1208:GLU:CG	2.70	0.74
14:R:55:GLU:HG2	14:R:73:ARG:HG2	1.69	0.73
14:R:55:GLU:OE1	14:R:71:ARG:HB3	1.89	0.73
3:D:177:PRO:HG3	27:4:27:CYS:HA	1.71	0.72
10:N:957:PRO:HB2	10:N:1217:ARG:HH22	1.54	0.72
23:O:214:VAL:H	23:O:243:THR:HG22	1.53	0.72
6:H:32:LYS:O	6:H:36:GLU:HB2	1.90	0.71
10:N:962:PHE:CG	10:N:1210:PHE:CE2	2.78	0.71
13:Q:119:VAL:HG13	13:Q:127:LEU:HD21	1.72	0.71
10:N:918:PHE:HE1	10:N:1208:GLU:HG3	1.55	0.70
10:N:957:PRO:HD2	10:N:1214:VAL:HG11	1.72	0.70
21:Y:170:VAL:HG22	21:Y:198:ALA:HB2	1.74	0.70
9:K:112:GLU:O	9:K:116:GLU:HB2	1.92	0.69
4:F:77:ILE:HB	4:F:102:ALA:H	1.57	0.69
5:G:18:ILE:HD11	27:4:51:TYR:CZ	2.27	0.69
12:P:13:MET:CG	12:P:405:PHE:HB2	2.22	0.69
4:F:53:GLN:O	4:F:54:ARG:HG3	1.93	0.68
13:Q:595:GLN:NE2	13:Q:619:ARG:O	2.27	0.68
1:A:62:LEU:HD22	3:D:66:LEU:HD22	1.75	0.68
10:N:230:PHE:CZ	10:N:296:LEU:HD13	2.29	0.67
19:W:1291:MET:SD	19:W:1328:ARG:NH2	2.67	0.67
4:F:25:ASN:H	4:F:28:SER:HB3	1.58	0.67
5:G:126:TYR:CE2	17:U:76:LEU:HG	2.28	0.67
1:A:313:VAL:HG12	1:A:414:GLN:HG2	1.77	0.66
19:W:318:GLU:HG2	19:W:320:LYS:H	1.59	0.66
20:X:912:LEU:HD22	20:X:958:VAL:HG21	1.77	0.66
1:A:270:ILE:HG22	1:A:270:ILE:O	1.94	0.66
5:G:127:ARG:NH1	10:N:149:LEU:O	2.27	0.66
9:K:35:LEU:HD22	13:Q:154:ALA:HA	1.76	0.66
10:N:957:PRO:HD2	10:N:1214:VAL:CG1	2.26	0.66

*Continued on next page...*

*Continued from previous page...*

Atom-1	Atom-2	Interatomic distance (Å)	Clash overlap (Å)
12:P:827:CYS:SG	12:P:828:LEU:N	2.69	0.66
17:U:49:ASN:H	17:U:49:ASN:ND2	1.94	0.66
20:X:566:GLU:C	20:X:568:LYS:H	1.98	0.66
20:X:143:ARG:HH22	20:X:205:ASN:HB2	1.62	0.65
22:Z:555:ILE:HA	22:Z:564:ASN:HD21	1.61	0.65
17:U:82:THR:HG21	22:Z:540:LEU:H	1.61	0.65
23:O:74:SER:HA	25:2:60:TYR:HE2	1.62	0.65
3:D:34:LEU:HD22	7:I:99:LYS:HD3	1.78	0.65
4:F:74:GLN:HB3	4:F:78:LEU:HB3	1.78	0.65
12:P:569:LEU:O	12:P:569:LEU:HG	1.97	0.64
13:Q:247:ILE:HD11	13:Q:294:LYS:HB3	1.79	0.64
5:G:95:ILE:HG21	5:G:105:ARG:HB3	1.79	0.64
6:H:181:LEU:HB3	14:R:168:LEU:HD12	1.79	0.64
19:W:196:LEU:HD13	20:X:802:MET:HB2	1.80	0.64
20:X:780:THR:HG22	20:X:816:CYS:HB3	1.80	0.64
10:N:957:PRO:CB	10:N:1217:ARG:NH2	2.61	0.64
19:W:1183:TRP:CZ2	19:W:1185:GLY:HA3	2.32	0.64
10:N:932:GLY:HA2	10:N:1179:HIS:NE2	2.12	0.64
3:D:113:GLN:NE2	5:G:167:CYS:SG	2.69	0.63
12:P:50:ASP:HA	12:P:59:THR:HG22	1.79	0.63
19:W:1184:VAL:HG22	19:W:1184:VAL:O	1.98	0.63
27:4:107:HIS:HA	27:4:110:ARG:HH21	1.61	0.63
10:N:885:LEU:CD2	10:N:1186:LEU:HD22	2.19	0.63
18:V:22:LEU:HD12	18:V:26:ILE:HD13	1.78	0.63
20:X:637:GLU:O	20:X:641:GLN:NE2	2.31	0.63
12:P:490:ASP:OD1	12:P:490:ASP:N	2.30	0.62
9:K:76:GLY:HA2	18:V:11:LYS:CE	2.28	0.62
20:X:650:LEU:HB2	20:X:659:TYR:HE2	1.64	0.62
10:N:954:TYR:HD2	10:N:1218:ARG:HH22	1.47	0.62
10:N:844:CYS:O	23:O:116:LYS:NZ	2.32	0.62
1:A:506:VAL:HG22	1:A:509:ARG:HH22	1.64	0.62
20:X:251:GLU:HG3	20:X:263:LEU:HD13	1.82	0.62
19:W:1181:THR:O	19:W:1184:VAL:HB	2.00	0.62
10:N:918:PHE:HE1	10:N:1208:GLU:CG	2.12	0.61
10:N:923:CYS:HB2	10:N:953:PHE:CD1	2.34	0.61
4:F:129:ALA:HB1	13:Q:98:VAL:HG23	1.82	0.61
4:F:171:ILE:HG22	10:N:263:ARG:HH11	1.65	0.61
12:P:443:LEU:HD23	12:P:457:LEU:HD21	1.82	0.61
1:A:136:PRO:O	1:A:140:GLN:HB2	2.00	0.61
4:F:100:ILE:HG22	4:F:105:ILE:HG22	1.83	0.61
18:V:50:ARG:O	18:V:50:ARG:NH1	2.33	0.61

*Continued on next page...*

Continued from previous page...

Atom-1	Atom-2	Interatomic distance (Å)	Clash overlap (Å)
10:N:1189:SER:O	10:N:1209:ARG:NH1	2.33	0.61
12:P:225:ASN:ND2	12:P:245:CYS:SG	2.74	0.61
13:Q:598:ARG:HG3	13:Q:620:GLY:H	1.66	0.61
10:N:936:ILE:HD11	10:N:963:LEU:HD22	1.81	0.61
12:P:656:ARG:HG3	12:P:693:LEU:HD22	1.82	0.61
20:X:944:LEU:HD13	20:X:971:THR:HG22	1.83	0.61
10:N:801:ARG:HH21	24:1:83:LYS:HE3	1.66	0.60
10:N:1316:CYS:HA	10:N:1339:CYS:H	1.65	0.60
12:P:97:LEU:HD11	12:P:179:TRP:HB3	1.83	0.60
24:1:99:ARG:NH1	26:3:31:ALA:O	2.34	0.60
1:A:359:HIS:HD2	1:A:361:MET:H	1.48	0.60
13:Q:141:PRO:O	13:Q:145:GLN:HB2	2.02	0.60
12:P:698:ILE:HA	12:P:701:ARG:HG2	1.82	0.60
24:1:104:VAL:HG11	26:3:114:LEU:HD22	1.84	0.60
4:F:82:ARG:HH21	4:F:94:PRO:HB3	1.66	0.60
12:P:148:GLU:HB3	12:P:370:VAL:HG21	1.82	0.60
20:X:414:GLU:OE2	20:X:460:LYS:NZ	2.34	0.60
10:N:903:CYS:SG	10:N:904:PHE:N	2.73	0.60
17:U:4:ARG:NH1	22:Z:566:CYS:SG	2.71	0.60
19:W:425:MET:SD	19:W:425:MET:N	2.72	0.59
12:P:710:ASP:OD1	12:P:710:ASP:N	2.34	0.59
6:H:156:LYS:HA	6:H:159:ARG:HH21	1.68	0.59
14:R:85:LEU:HG	14:R:114:LEU:HD11	1.84	0.59
18:V:16:GLN:O	18:V:20:LYS:HG3	2.02	0.59
3:D:96:LEU:HD22	7:I:121:LEU:HB3	1.84	0.59
5:G:15:MET:SD	5:G:15:MET:N	2.76	0.59
16:T:33:ALA:HB1	16:T:117:TYR:HB3	1.84	0.59
12:P:232:ASP:OD1	12:P:232:ASP:N	2.31	0.59
21:Y:45:GLU:O	21:Y:48:ASN:O	2.21	0.59
17:U:61:LEU:HD22	22:Z:496:LEU:HD21	1.85	0.58
12:P:22:GLU:HB3	12:P:751:GLN:HE21	1.68	0.58
13:Q:223:GLU:HB2	13:Q:246:GLN:HB2	1.84	0.58
19:W:53:GLN:O	19:W:56:HIS:HB2	2.04	0.58
19:W:765:ARG:HA	19:W:768:LYS:HE2	1.84	0.58
12:P:166:PRO:HG2	12:P:169:THR:HG22	1.84	0.58
11:O:690:LEU:HB2	11:O:709:LYS:HB2	1.84	0.58
13:Q:599:ASN:ND2	13:Q:616:SER:O	2.37	0.58
27:4:59:LYS:NZ	27:4:77:GLU:HG2	2.18	0.58
9:K:75:THR:HG23	9:K:77:GLN:H	1.69	0.58
20:X:404:GLN:NE2	20:X:408:GLN:OE1	2.37	0.58
4:F:120:LEU:HB2	18:V:52:THR:HG22	1.86	0.58

Continued on next page...

*Continued from previous page...*

Atom-1	Atom-2	Interatomic distance (Å)	Clash overlap (Å)
10:N:687:ILE:HD12	10:N:687:ILE:N	2.19	0.58
23:O:307:ASP:O	23:O:310:ARG:NH1	2.36	0.58
10:N:718:ARG:NH2	10:N:752:LEU:O	2.37	0.57
19:W:9:PHE:HE2	19:W:63:ILE:HG12	1.69	0.57
1:A:107:MET:HG3	1:A:157:LEU:HB3	1.85	0.57
17:U:81:SER:HA	17:U:85:LEU:HD23	1.84	0.57
19:W:895:ASP:O	19:W:899:ARG:NH1	2.35	0.57
10:N:962:PHE:HB2	10:N:1210:PHE:HE2	1.64	0.57
19:W:855:TRP:O	19:W:858:ASN:ND2	2.37	0.57
10:N:941:TYR:HE2	10:N:1171:ALA:HB3	1.70	0.57
19:W:764:TYR:OH	19:W:799:GLU:OE2	2.22	0.57
20:X:581:ILE:HD11	20:X:616:LEU:HD22	1.87	0.57
27:4:43:PHE:HA	27:4:85:ARG:HH21	1.70	0.57
1:A:95:SER:HG	1:A:99:THR:HG1	1.53	0.57
12:P:13:MET:HE1	12:P:393:ILE:HD11	1.87	0.57
19:W:369:ARG:NH1	19:W:402:LEU:O	2.37	0.57
19:W:726:ASN:ND2	19:W:726:ASN:H	2.02	0.57
4:F:41:TYR:OH	4:F:51:LYS:NZ	2.38	0.57
1:A:167:ASN:O	1:A:170:LYS:HB2	2.05	0.57
12:P:251:GLU:HG2	12:P:252:LYS:HG2	1.86	0.57
16:T:153:CYS:O	16:T:153:CYS:SG	2.63	0.57
20:X:376:ALA:O	20:X:380:ASN:ND2	2.38	0.57
11:O:625:VAL:HG23	11:O:634:PHE:HZ	1.70	0.57
13:Q:186:GLU:HG2	13:Q:189:ARG:HH21	1.69	0.57
1:A:367:LEU:HD13	1:A:509:ARG:HH11	1.70	0.56
8:J:92:ASN:HD21	15:S:83:LEU:H	1.52	0.56
21:Y:183:VAL:HG13	21:Y:221:VAL:HG22	1.86	0.56
5:G:55:ILE:HG23	13:Q:1:MET:HG2	1.87	0.56
19:W:32:ASP:OD1	19:W:32:ASP:N	2.39	0.56
12:P:580:LEU:HD21	12:P:657:GLU:HB3	1.86	0.56
16:T:68:ASN:ND2	16:T:190:MET:SD	2.78	0.56
10:N:341:ASN:HB2	10:N:343:GLN:HE21	1.69	0.56
10:N:657:LEU:HD23	10:N:682:ILE:HD12	1.88	0.56
16:T:147:CYS:SG	16:T:153:CYS:HB3	2.46	0.56
12:P:243:LYS:NZ	12:P:245:CYS:SG	2.79	0.56
13:Q:379:ILE:HD13	13:Q:427:LEU:HD11	1.87	0.56
19:W:1034:LEU:HD22	19:W:1038:ARG:HD2	1.86	0.56
23:O:283:ARG:HD3	23:O:309:CYS:HB3	1.87	0.56
10:N:962:PHE:CD1	10:N:1210:PHE:CE2	2.94	0.56
12:P:619:GLN:HA	12:P:674:PRO:HB3	1.88	0.56
12:P:695:LYS:HB3	12:P:713:LEU:HD11	1.88	0.56

*Continued on next page...*

*Continued from previous page...*

Atom-1	Atom-2	Interatomic distance (Å)	Clash overlap (Å)
19:W:281:ASP:OD1	19:W:281:ASP:N	2.31	0.56
24:1:46:ASP:OD1	26:3:93:ARG:NH1	2.39	0.56
16:T:110:ILE:HD11	16:T:129:VAL:HG12	1.86	0.55
1:A:105:SER:OG	1:A:167:ASN:ND2	2.38	0.55
21:Y:132:ARG:HH21	21:Y:140:ARG:HD3	1.71	0.55
21:Y:195:PHE:O	21:Y:224:ARG:NH1	2.37	0.55
10:N:916:LEU:HB2	10:N:924:ILE:HG23	1.88	0.55
21:Y:137:GLN:OE1	21:Y:140:ARG:NH1	2.37	0.55
19:W:261:ASP:N	19:W:261:ASP:OD1	2.38	0.55
19:W:958:ASN:OD1	19:W:958:ASN:N	2.40	0.55
10:N:168:ARG:NH2	13:Q:14:ALA:O	2.39	0.55
14:R:27:VAL:HG21	14:R:35:LEU:HD22	1.88	0.55
6:H:53:SER:O	6:H:57:ASN:HB2	2.06	0.55
19:W:625:SER:HB2	19:W:674:THR:HG22	1.89	0.55
5:G:96:LEU:HD21	10:N:132:THR:HG21	1.87	0.55
11:O:765:ASP:OD2	11:O:766:LYS:NZ	2.40	0.54
19:W:109:TRP:HB2	19:W:160:LEU:HD21	1.90	0.54
19:W:339:ILE:O	19:W:343:LEU:HB2	2.08	0.54
19:W:433:ASN:ND2	19:W:445:ILE:O	2.35	0.54
20:X:172:THR:HB	20:X:965:LYS:HE2	1.88	0.54
10:N:166:TYR:HE1	27:4:73:LEU:HB2	1.70	0.54
19:W:781:SER:O	19:W:783:GLN:NE2	2.41	0.54
18:V:10:SER:O	18:V:13:THR:OG1	2.25	0.54
19:W:1072:ILE:HD11	19:W:1126:LEU:HD22	1.89	0.54
1:A:431:LYS:HG3	1:A:432:GLU:HG2	1.89	0.54
9:K:19:ARG:HG3	9:K:58:HIS:HE1	1.73	0.54
17:U:81:SER:HB3	22:Z:563:VAL:HG22	1.87	0.54
1:A:173:MET:HG2	1:A:299:LEU:HD13	1.90	0.54
6:H:81:LEU:HD11	6:H:102:HIS:HA	1.90	0.54
9:K:76:GLY:HA2	18:V:11:LYS:HE2	1.90	0.54
16:T:144:TYR:HE2	16:T:147:CYS:HG	1.53	0.54
21:Y:226:LEU:HD11	21:Y:228:LEU:HG	1.90	0.54
1:A:184:LEU:HD21	1:A:404:VAL:HG11	1.90	0.54
10:N:922:TYR:CE2	10:N:1215:ILE:CD1	2.66	0.54
17:U:29:CYS:O	17:U:29:CYS:SG	2.66	0.54
19:W:1064:ASP:OD1	19:W:1064:ASP:N	2.37	0.54
23:O:207:LEU:O	23:O:207:LEU:HD22	2.08	0.54
4:F:53:GLN:O	4:F:54:ARG:CG	2.56	0.54
10:N:524:ASN:O	10:N:526:SER:N	2.41	0.54
19:W:627:LEU:HD22	19:W:645:VAL:HG23	1.89	0.54
20:X:976:PRO:HA	20:X:979:ARG:HE	1.73	0.54

*Continued on next page...*

*Continued from previous page...*

Atom-1	Atom-2	Interatomic distance (Å)	Clash overlap (Å)
10:N:202:ARG:HD3	10:N:236:VAL:HG11	1.89	0.54
10:N:959:LEU:O	10:N:963:LEU:HG	2.08	0.54
12:P:677:THR:HG23	12:P:725:LEU:HB2	1.90	0.54
19:W:681:GLU:OE2	19:W:685:ARG:NH1	2.41	0.54
10:N:165:SER:OG	10:N:166:TYR:N	2.40	0.53
19:W:1302:LYS:NZ	19:W:1308:ASP:OD1	2.41	0.53
21:Y:123:GLN:NE2	21:Y:159:THR:O	2.42	0.53
19:W:231:VAL:O	19:W:1099:ASN:ND2	2.39	0.53
19:W:999:ASP:OD1	19:W:999:ASP:N	2.41	0.53
4:F:47:ASN:HB3	4:F:51:LYS:HZ1	1.74	0.53
19:W:16:GLU:OE2	19:W:19:GLU:N	2.40	0.53
19:W:101:LEU:HD22	19:W:118:THR:HG23	1.90	0.53
11:O:674:ILE:H	13:Q:611:GLN:HE22	1.56	0.53
19:W:161:LEU:HD22	19:W:164:ARG:HD2	1.91	0.53
23:O:69:GLU:HA	23:O:69:GLU:OE2	2.09	0.53
13:Q:404:ARG:HH22	23:O:224:GLU:HG3	1.74	0.53
23:O:107:LEU:HD13	25:2:164:ILE:HG23	1.91	0.53
20:X:472:ASN:ND2	20:X:496:SER:OG	2.42	0.53
23:O:200:VAL:HG22	23:O:214:VAL:HG22	1.91	0.53
1:A:258:THR:OG1	1:A:259:ILE:N	2.42	0.53
1:A:351:ASP:OD1	1:A:351:ASP:N	2.41	0.53
1:A:443:CYS:SG	1:A:451:SER:OG	2.64	0.53
4:F:8:ASP:OD1	4:F:8:ASP:N	2.40	0.53
5:G:90:LEU:HD21	8:J:109:LEU:HD22	1.90	0.53
11:O:722:GLU:HG2	11:O:737:ILE:HD12	1.91	0.53
12:P:13:MET:HB2	12:P:405:PHE:CD1	2.44	0.53
12:P:43:ASN:HD22	12:P:489:TRP:HB3	1.74	0.53
13:Q:9:ILE:HD12	13:Q:11:ILE:HD11	1.91	0.53
10:N:966:PHE:CE2	10:N:1185:LEU:HD13	2.44	0.52
19:W:522:PRO:HG3	19:W:565:GLU:HG2	1.90	0.52
1:A:163:LEU:HD13	1:A:173:MET:HE2	1.89	0.52
7:I:65:PHE:HA	7:I:95:GLN:HE22	1.74	0.52
18:V:119:LEU:HD22	24:1:143:LEU:HD11	1.91	0.52
20:X:175:ARG:HH21	20:X:221:LEU:HD22	1.74	0.52
24:1:49:GLU:OE2	26:3:93:ARG:NH2	2.43	0.52
3:D:154:ARG:NH1	5:G:50:GLN:OE1	2.43	0.52
10:N:789:ASP:OD1	10:N:789:ASP:N	2.42	0.52
20:X:628:VAL:HG13	20:X:636:ARG:HG2	1.91	0.52
27:4:80:GLN:HE21	27:4:80:GLN:HA	1.75	0.52
15:S:84:ILE:HG23	15:S:89:LEU:HB3	1.92	0.52
10:N:1219:HIS:HD2	10:N:1222:ARG:HH11	1.58	0.52

*Continued on next page...*



*Continued from previous page...*

Atom-1	Atom-2	Interatomic distance (Å)	Clash overlap (Å)
12:P:398:SER:OG	12:P:400:GLN:NE2	2.43	0.52
12:P:600:LYS:NZ	12:P:603:GLU:OE1	2.42	0.52
18:V:74:SER:HA	18:V:77:LYS:HD2	1.92	0.52
19:W:378:GLN:HE22	19:W:532:THR:HA	1.75	0.52
7:I:104:MET:N	7:I:105:PRO:HD2	2.25	0.52
11:O:673:SER:OG	11:O:674:ILE:N	2.42	0.52
12:P:304:SER:OG	12:P:349:ASP:O	2.28	0.52
12:P:443:LEU:HD12	12:P:443:LEU:C	2.30	0.52
12:P:683:GLN:HE22	12:P:723:GLN:HB3	1.75	0.52
18:V:10:SER:OG	18:V:13:THR:HG23	2.09	0.52
19:W:203:ASN:HD21	20:X:807:THR:HG21	1.73	0.52
1:A:365:ALA:HB3	1:A:372:HIS:HB2	1.92	0.52
13:Q:262:GLN:HE21	13:Q:340:GLN:HE21	1.56	0.52
19:W:633:VAL:O	19:W:817:ARG:NH2	2.43	0.52
22:Z:563:VAL:O	22:Z:576:TRP:NE1	2.42	0.52
23:O:218:ASN:H	23:O:218:ASN:ND2	2.06	0.52
4:F:176:ARG:HH22	10:N:309:HIS:HD2	1.56	0.52
10:N:932:GLY:C	10:N:1179:HIS:NE2	2.63	0.52
10:N:958:GLY:O	10:N:1210:PHE:HZ	1.93	0.52
21:Y:73:THR:OG1	21:Y:75:ASP:OD2	2.27	0.52
11:O:635:ASN:N	11:O:635:ASN:OD1	2.42	0.51
12:P:801:CYS:SG	12:P:802:GLY:N	2.83	0.51
8:J:61:ILE:O	10:N:50:ARG:N	2.43	0.51
10:N:202:ARG:NH1	10:N:240:ASP:O	2.43	0.51
10:N:726:PHE:O	10:N:742:SER:HA	2.10	0.51
11:O:735:LEU:HD21	19:W:73:PRO:HB2	1.92	0.51
12:P:822:ARG:NH1	21:Y:107:GLY:O	2.38	0.51
17:U:49:ASN:N	17:U:50:PRO:HD2	2.26	0.51
19:W:1172:ILE:O	19:W:1244:GLN:NE2	2.41	0.51
20:X:86:ASP:O	20:X:88:PHE:N	2.43	0.51
23:O:218:ASN:ND2	23:O:218:ASN:N	2.58	0.51
14:R:16:ILE:HD11	14:R:176:PRO:HB3	1.92	0.51
12:P:560:LEU:HD12	12:P:658:LEU:HD22	1.93	0.51
3:D:47:MET:HA	3:D:50:ILE:HG22	1.92	0.51
9:K:112:GLU:OE2	24:1:137:ARG:NH2	2.42	0.51
10:N:174:ARG:HG3	27:4:78:LEU:HD21	1.92	0.51
12:P:437:SER:OG	12:P:438:TRP:N	2.43	0.51
12:P:790:CYS:SG	12:P:839:SER:OG	2.68	0.51
19:W:418:GLN:HA	19:W:421:HIS:HD2	1.75	0.51
20:X:566:GLU:C	20:X:568:LYS:N	2.63	0.51
3:D:44:LEU:HD21	3:D:65:VAL:HG23	1.91	0.51

*Continued on next page...*

*Continued from previous page...*

Atom-1	Atom-2	Interatomic distance (Å)	Clash overlap (Å)
4:F:38:ASN:O	4:F:43:ARG:NH1	2.44	0.51
5:G:136:ARG:NH1	5:G:140:GLU:OE2	2.42	0.51
10:N:485:ASP:OD1	10:N:485:ASP:N	2.44	0.51
11:O:713:LYS:O	20:X:25:ILE:HG23	2.11	0.51
19:W:1118:SER:OG	19:W:1119:GLY:N	2.43	0.51
3:D:154:ARG:NH2	27:4:66:TYR:O	2.44	0.51
10:N:393:ASP:OD1	10:N:393:ASP:N	2.43	0.51
20:X:566:GLU:O	20:X:568:LYS:N	2.44	0.51
1:A:270:ILE:O	1:A:270:ILE:CG2	2.59	0.51
1:A:465:VAL:HG22	1:A:479:LEU:HD12	1.93	0.51
5:G:17:TYR:HD2	5:G:19:LYS:HG2	1.76	0.51
23:O:163:ASP:OD1	23:O:182:ARG:NH2	2.39	0.51
24:1:118:LEU:HD22	26:3:149:LEU:HD21	1.93	0.51
12:P:91:GLN:NE2	12:P:137:LEU:O	2.43	0.51
21:Y:45:GLU:O	21:Y:48:ASN:C	2.49	0.51
18:V:12:GLU:HG3	18:V:16:GLN:NE2	2.26	0.50
20:X:439:LEU:HB3	20:X:495:ILE:HG21	1.92	0.50
10:N:385:LEU:HD23	10:N:407:ALA:HA	1.92	0.50
13:Q:551:PHE:HD1	13:Q:569:ILE:HG22	1.75	0.50
23:O:74:SER:HA	25:2:60:TYR:CE2	2.45	0.50
1:A:446:SER:OG	1:A:447:GLU:N	2.43	0.50
3:D:121:LEU:HD22	5:G:160:VAL:HG11	1.93	0.50
14:R:184:ASP:HA	14:R:187:LYS:HE3	1.93	0.50
3:D:111:GLN:HE21	17:U:125:ILE:HG22	1.77	0.50
4:F:115:ILE:HA	13:Q:112:LEU:HD21	1.92	0.50
12:P:587:ILE:HD13	12:P:598:ASN:HD22	1.77	0.50
1:A:430:LEU:H	1:A:430:LEU:HD23	1.77	0.50
10:N:713:GLN:HB3	13:Q:550:SER:HA	1.93	0.50
12:P:482:MET:HG2	12:P:522:LEU:HD13	1.93	0.50
19:W:1185:GLY:O	19:W:1186:TYR:C	2.50	0.50
19:W:86:ALA:HB1	19:W:92:LEU:HD13	1.92	0.50
19:W:1200:TYR:CD2	19:W:1200:TYR:O	2.64	0.50
13:Q:467:ILE:HG22	23:O:231:TRP:HZ2	1.75	0.50
19:W:726:ASN:ND2	19:W:726:ASN:N	2.60	0.50
4:F:50:VAL:HG22	4:F:59:HIS:HB3	1.94	0.50
19:W:366:ILE:HG23	19:W:369:ARG:HD3	1.94	0.50
19:W:767:TRP:HE1	19:W:804:ASN:HD21	1.58	0.50
19:W:863:ASP:OD1	19:W:863:ASP:N	2.45	0.50
20:X:20:ASP:N	20:X:20:ASP:OD1	2.44	0.50
4:F:53:GLN:C	4:F:54:ARG:HG3	2.32	0.50
10:N:845:SER:OG	10:N:846:ASN:N	2.45	0.50

*Continued on next page...*



*Continued from previous page...*

Atom-1	Atom-2	Interatomic distance (Å)	Clash overlap (Å)
13:Q:466:ASN:OD1	18:V:124:SER:OG	2.29	0.50
13:Q:509:GLY:HA2	23:O:248:THR:HG21	1.93	0.49
19:W:872:ARG:HB3	19:W:874:HIS:HD2	1.76	0.49
19:W:1241:THR:OG1	19:W:1242:GLU:N	2.44	0.49
27:4:73:LEU:O	27:4:77:GLU:HG3	2.12	0.49
1:A:223:LYS:NZ	1:A:248:SER:O	2.44	0.49
20:X:803:ASP:N	20:X:803:ASP:OD1	2.45	0.49
13:Q:89:GLN:O	13:Q:91:SER:N	2.42	0.49
14:R:107:ASP:OD1	14:R:107:ASP:N	2.46	0.49
10:N:185:LYS:O	10:N:187:GLU:N	2.45	0.49
13:Q:495:LEU:HD22	13:Q:504:VAL:HG22	1.94	0.49
14:R:145:VAL:HG22	14:R:169:VAL:HG22	1.95	0.49
12:P:511:TYR:HB2	12:P:526:ILE:HD13	1.94	0.49
13:Q:597:PRO:HA	13:Q:619:ARG:HA	1.93	0.49
9:K:109:ARG:HG2	9:K:113:GLN:HE21	1.77	0.49
13:Q:96:ASP:OD1	13:Q:96:ASP:N	2.43	0.49
19:W:70:GLN:HG3	19:W:75:ARG:HG2	1.94	0.49
12:P:783:ARG:NH1	12:P:820:GLU:OE2	2.45	0.49
19:W:337:GLN:HE21	19:W:341:PHE:HE2	1.59	0.49
10:N:166:TYR:CE2	27:4:70:PRO:HB2	2.48	0.49
10:N:687:ILE:HD12	10:N:687:ILE:H	1.78	0.49
10:N:957:PRO:CB	10:N:1217:ARG:HH22	2.21	0.49
14:R:29:ASP:OD1	14:R:29:ASP:N	2.45	0.49
23:O:21:ILE:HD13	25:2:116:LEU:HB3	1.95	0.49
13:Q:35:SER:OG	13:Q:42:ARG:NH2	2.46	0.49
17:U:61:LEU:HD11	22:Z:492:ARG:HG3	1.94	0.49
19:W:122:VAL:O	19:W:126:ILE:HB	2.13	0.49
19:W:1187:PRO:HA	19:W:1190:LEU:HB3	1.94	0.49
27:4:58:TRP:HB3	27:4:67:LEU:HD11	1.94	0.49
9:K:76:GLY:HA2	18:V:11:LYS:HE3	1.94	0.48
13:Q:459:GLN:NE2	13:Q:482:GLN:OE1	2.46	0.48
22:Z:539:ASP:HA	22:Z:545:ARG:HD3	1.95	0.48
19:W:980:VAL:O	19:W:983:SER:OG	2.31	0.48
23:O:25:ARG:NH2	25:2:117:GLU:OE1	2.38	0.48
10:N:962:PHE:HB2	10:N:1210:PHE:CZ	2.46	0.48
20:X:555:GLU:HA	20:X:558:VAL:HG12	1.94	0.48
3:D:165:LEU:HD13	17:U:1:MET:HG2	1.95	0.48
5:G:41:SER:OG	5:G:42:TYR:N	2.44	0.48
12:P:51:LEU:HB2	12:P:58:LEU:HB3	1.94	0.48
4:F:176:ARG:HH22	10:N:309:HIS:CD2	2.32	0.48
9:K:104:LEU:HD21	18:V:123:ILE:HD11	1.96	0.48

*Continued on next page...*

*Continued from previous page...*

Atom-1	Atom-2	Interatomic distance (Å)	Clash overlap (Å)
10:N:525:TYR:CG	10:N:525:TYR:O	2.67	0.48
4:F:72:HIS:HB3	4:F:80:ILE:HD13	1.94	0.48
12:P:88:GLU:OE2	12:P:288:ARG:NH1	2.47	0.48
9:K:71:THR:HA	18:V:15:LEU:HD13	1.94	0.48
11:O:759:ARG:NH2	19:W:30:PRO:HD3	2.20	0.48
12:P:24:TRP:HD1	12:P:51:LEU:HD12	1.79	0.48
14:R:50:THR:HA	14:R:133:GLY:O	2.13	0.48
20:X:544:HIS:HD2	20:X:546:CYS:H	1.62	0.48
24:1:101:GLN:NE2	26:3:109:ILE:O	2.42	0.48
1:A:468:ASP:OD1	1:A:476:SER:OG	2.28	0.48
10:N:440:VAL:HG13	10:N:452:LEU:HB3	1.95	0.48
12:P:441:LEU:HB3	12:P:494:HIS:CE1	2.49	0.48
13:Q:89:GLN:HG2	13:Q:90:PRO:HD2	1.96	0.48
19:W:270:LEU:HD23	19:W:303:GLN:HG3	1.96	0.48
21:Y:36:ARG:HA	21:Y:40:LEU:HB2	1.96	0.48
21:Y:140:ARG:NH2	21:Y:176:ARG:O	2.47	0.48
12:P:367:ASP:HA	12:P:370:VAL:HG22	1.96	0.48
19:W:726:ASN:N	19:W:726:ASN:HD22	2.11	0.48
4:F:107:GLN:NE2	4:F:108:ALA:O	2.46	0.48
1:A:379:ASP:HA	1:A:387:SER:HB3	1.96	0.47
10:N:932:GLY:CA	10:N:1179:HIS:NE2	2.77	0.47
19:W:1229:LYS:O	19:W:1233:GLU:HB2	2.14	0.47
10:N:703:ARG:O	13:Q:614:LYS:NZ	2.37	0.47
10:N:925:ASP:OD2	10:N:937:ARG:NH1	2.47	0.47
12:P:817:LYS:HB2	21:Y:30:PRO:HG3	1.96	0.47
4:F:172:PHE:O	4:F:175:GLN:NE2	2.46	0.47
22:Z:488:SER:OG	22:Z:492:ARG:NH1	2.47	0.47
5:G:57:ARG:NH2	5:G:125:GLU:O	2.47	0.47
12:P:38:ALA:HA	12:P:435:GLN:HE21	1.78	0.47
14:R:109:ALA:N	16:T:88:ASP:OD1	2.47	0.47
1:A:366:ALA:HB2	1:A:430:LEU:HD22	1.96	0.47
4:F:84:GLN:HG3	4:F:94:PRO:HA	1.95	0.47
7:I:88:ASN:N	7:I:88:ASN:OD1	2.46	0.47
13:Q:95:TRP:HE3	13:Q:98:VAL:HG11	1.79	0.47
13:Q:608:ASP:N	13:Q:608:ASP:OD1	2.46	0.47
20:X:621:VAL:HG11	20:X:670:LEU:HD22	1.96	0.47
10:N:528:HIS:HB3	10:N:530:ILE:HG22	1.97	0.47
13:Q:487:ILE:HD11	23:0:135:ARG:HG2	1.96	0.47
19:W:787:PRO:HB3	19:W:822:HIS:CD2	2.50	0.47
19:W:1090:CYS:SG	19:W:1091:ASP:N	2.88	0.47
1:A:214:ARG:NH2	1:A:216:GLY:O	2.48	0.47

*Continued on next page...*

*Continued from previous page...*

Atom-1	Atom-2	Interatomic distance (Å)	Clash overlap (Å)
1:A:278:HIS:HD2	1:A:281:ASP:HB2	1.78	0.47
9:K:104:LEU:HD22	24:1:136:LEU:HD22	1.96	0.47
10:N:534:SER:O	10:N:537:LYS:NZ	2.40	0.47
12:P:608:MET:HA	12:P:611:LEU:HB3	1.96	0.47
19:W:777:ILE:HA	19:W:810:VAL:HG22	1.95	0.47
23:O:73:LEU:O	23:O:77:VAL:HG13	2.15	0.47
23:O:258:MET:SD	23:O:258:MET:N	2.74	0.47
23:O:269:TRP:O	23:O:272:SER:OG	2.31	0.47
5:G:164:ILE:HD11	17:U:118:ILE:HD12	1.97	0.47
12:P:21:TRP:HE1	12:P:49:MET:HE3	1.80	0.47
12:P:128:GLY:HA3	20:X:708:LYS:HB2	1.97	0.47
20:X:687:PHE:HB2	20:X:688:PRO:HD3	1.97	0.47
4:F:62:GLN:HG3	4:F:63:MET:HG2	1.96	0.47
12:P:71:TRP:HZ3	12:P:738:LEU:HD21	1.80	0.47
12:P:191:SER:HA	12:P:200:LEU:O	2.15	0.47
12:P:207:CYS:HB3	12:P:242:TYR:HE2	1.79	0.47
23:O:46:GLU:OE1	23:O:46:GLU:N	2.27	0.47
5:G:21:TYR:HB3	5:G:33:LYS:HE3	1.96	0.47
5:G:86:LEU:HD22	8:J:113:LEU:HD11	1.97	0.47
5:G:110:GLU:O	5:G:113:LYS:HB3	2.14	0.47
10:N:796:ILE:O	10:N:816:LYS:NZ	2.41	0.47
13:Q:595:GLN:HB2	13:Q:622:PHE:CE1	2.50	0.47
17:U:76:LEU:HB2	17:U:77:PRO:HD2	1.96	0.47
20:X:289:CYS:HB3	20:X:309:THR:HG22	1.96	0.47
20:X:843:TYR:HD1	20:X:847:PHE:HE2	1.62	0.47
16:T:167:SER:OG	16:T:168:HIS:N	2.48	0.46
19:W:234:SER:HB2	19:W:660:GLU:HG3	1.96	0.46
19:W:615:ILE:O	19:W:620:ARG:NH2	2.48	0.46
22:Z:560:TRP:HD1	22:Z:561:PRO:HD2	1.80	0.46
4:F:77:ILE:HD12	4:F:101:ILE:HG23	1.96	0.46
4:F:118:ARG:HH22	6:H:110:ARG:HB2	1.81	0.46
1:A:367:LEU:HB3	1:A:509:ARG:HD3	1.97	0.46
3:D:174:ARG:HB2	3:D:178:THR:HG22	1.96	0.46
6:H:182:VAL:HG11	14:R:202:ILE:HD13	1.96	0.46
8:J:82:LYS:HG2	15:S:96:PHE:HB3	1.96	0.46
10:N:336:SER:HB2	10:N:358:THR:HG22	1.97	0.46
10:N:944:PHE:O	12:P:679:THR:HB	2.16	0.46
12:P:583:ILE:HG23	12:P:587:ILE:HD12	1.98	0.46
18:V:12:GLU:HG3	18:V:16:GLN:HE21	1.80	0.46
19:W:1193:PHE:C	19:W:1195:ALA:H	2.19	0.46
1:A:377:ASN:ND2	1:A:441:GLU:OE2	2.44	0.46

*Continued on next page...*

*Continued from previous page...*

Atom-1	Atom-2	Interatomic distance (Å)	Clash overlap (Å)
14:R:156:ASN:OD1	14:R:159:SER:N	2.43	0.46
20:X:255:ASN:OD1	20:X:255:ASN:N	2.47	0.46
1:A:468:ASP:OD1	1:A:468:ASP:N	2.48	0.46
10:N:942:SER:OG	10:N:945:ASP:O	2.33	0.46
19:W:370:ASP:N	19:W:370:ASP:OD1	2.49	0.46
1:A:288:PHE:O	1:A:295:ASN:ND2	2.49	0.46
5:G:107:GLU:O	5:G:111:ASP:N	2.47	0.46
10:N:515:ILE:HD11	23:O:308:THR:HB	1.98	0.46
12:P:510:GLU:OE1	12:P:513:ARG:NH2	2.45	0.46
20:X:847:PHE:HB2	20:X:899:ARG:HG2	1.97	0.46
1:A:278:HIS:CD2	1:A:281:ASP:HB2	2.50	0.46
12:P:569:LEU:H	12:P:569:LEU:HD23	1.81	0.46
12:P:787:LEU:HB3	12:P:791:PRO:HB3	1.97	0.46
18:V:50:ARG:HH11	18:V:50:ARG:HA	1.81	0.46
19:W:31:GLU:HB2	19:W:36:LYS:HD3	1.97	0.46
20:X:565:SER:O	20:X:567:MET:N	2.48	0.46
11:O:679:GLN:HG2	13:Q:610:LEU:HA	1.97	0.46
13:Q:595:GLN:HG3	13:Q:621:PRO:O	2.15	0.46
20:X:47:LEU:HD23	20:X:47:LEU:HA	1.82	0.46
20:X:289:CYS:SG	20:X:313:ILE:HG13	2.56	0.46
23:O:128:LEU:HD23	23:O:128:LEU:HA	1.82	0.46
6:H:5:GLU:HA	6:H:8:LEU:HD12	1.98	0.46
12:P:266:ARG:HH11	12:P:341:ILE:HD13	1.80	0.46
13:Q:637:TYR:OH	24:1:99:ARG:NE	2.48	0.46
14:R:130:VAL:HB	14:R:149:PHE:HB2	1.97	0.46
23:O:205:ARG:O	23:O:205:ARG:HD3	2.15	0.46
3:D:179:ASP:HB2	3:D:183:ARG:HH21	1.79	0.46
10:N:907:LEU:HD11	25:2:118:LEU:HD13	1.96	0.46
13:Q:140:ASN:O	13:Q:144:LEU:HB2	2.16	0.46
16:T:166:GLY:O	16:T:169:THR:OG1	2.33	0.46
18:V:139:SER:O	18:V:139:SER:OG	2.33	0.46
19:W:332:GLN:O	19:W:335:SER:OG	2.26	0.46
19:W:1195:ALA:C	19:W:1197:HIS:N	2.69	0.46
27:4:34:LEU:HD11	27:4:79:LEU:HD11	1.98	0.46
1:A:67:LYS:HE3	1:A:83:SER:HB3	1.97	0.45
10:N:751:ASN:ND2	10:N:755:GLU:O	2.49	0.45
13:Q:377:LEU:HD13	26:3:177:ARG:HA	1.98	0.45
19:W:485:SER:OG	19:W:486:GLU:N	2.49	0.45
19:W:726:ASN:H	19:W:726:ASN:HD22	1.64	0.45
21:Y:147:ASN:O	21:Y:186:ARG:NH2	2.45	0.45
23:O:31:VAL:HG22	23:O:59:ASN:HB3	1.98	0.45

*Continued on next page...*

*Continued from previous page...*

Atom-1	Atom-2	Interatomic distance (Å)	Clash overlap (Å)
1:A:359:HIS:CD2	1:A:361:MET:H	2.31	0.45
1:A:416:ALA:O	1:A:419:THR:OG1	2.33	0.45
4:F:129:ALA:HB2	13:Q:101:ASN:HB2	1.98	0.45
5:G:19:LYS:HD3	5:G:19:LYS:HA	1.81	0.45
13:Q:402:HIS:HE1	13:Q:404:ARG:HH21	1.64	0.45
18:V:17:SER:HA	18:V:20:LYS:HD2	1.98	0.45
19:W:44:PHE:HE2	19:W:92:LEU:HD11	1.81	0.45
19:W:671:ASP:OD1	19:W:671:ASP:N	2.44	0.45
8:J:113:LEU:HA	8:J:116:VAL:HG12	1.98	0.45
10:N:1185:LEU:HD12	10:N:1185:LEU:O	2.16	0.45
12:P:100:ASP:OD1	12:P:100:ASP:N	2.47	0.45
12:P:146:HIS:NE2	12:P:160:SER:OG	2.49	0.45
20:X:420:ILE:HA	20:X:423:THR:HG22	1.98	0.45
22:Z:482:ARG:HD3	22:Z:483:ASN:N	2.31	0.45
23:0:218:ASN:N	23:0:218:ASN:HD22	2.14	0.45
24:1:52:PHE:HE2	25:2:185:VAL:HG21	1.82	0.45
3:D:69:LEU:HA	3:D:72:ARG:HD2	1.98	0.45
12:P:584:CYS:O	12:P:656:ARG:NH1	2.43	0.45
19:W:381:SER:O	19:W:534:HIS:ND1	2.48	0.45
20:X:832:GLN:NE2	20:X:835:ARG:HH21	2.15	0.45
27:4:21:GLU:OE1	27:4:57:TYR:OH	2.29	0.45
10:N:319:ARG:HG3	10:N:320:TRP:HD1	1.82	0.45
10:N:962:PHE:CE1	10:N:1210:PHE:HD2	2.35	0.45
13:Q:99:ARG:HG2	13:Q:103:ARG:HE	1.81	0.45
13:Q:484:TYR:OH	13:Q:640:GLU:OE1	2.30	0.45
13:Q:503:ARG:NH2	23:0:244:ASP:OD2	2.44	0.45
16:T:41:VAL:O	16:T:111:GLU:HA	2.16	0.45
19:W:383:SER:O	19:W:383:SER:OG	2.32	0.45
19:W:1135:PRO:O	19:W:1136:LEU:HB2	2.17	0.45
20:X:565:SER:O	20:X:566:GLU:C	2.53	0.45
26:3:41:VAL:HG22	26:3:92:LEU:HD11	1.99	0.45
9:K:32:ILE:HD13	9:K:35:LEU:HD21	1.99	0.45
10:N:885:LEU:HD21	10:N:1186:LEU:HD23	1.89	0.45
12:P:501:GLN:OE1	12:P:543:ARG:NH1	2.45	0.45
4:F:24:LEU:HD23	4:F:24:LEU:HA	1.85	0.45
9:K:37:LYS:HB3	9:K:37:LYS:HE3	1.84	0.45
10:N:449:SER:OG	13:Q:517:GLN:NE2	2.50	0.45
10:N:962:PHE:HD1	10:N:1258:ASN:CB	2.30	0.45
12:P:41:CYS:SG	12:P:42:ARG:N	2.90	0.45
17:U:84:ALA:HB2	22:Z:540:LEU:HD22	1.97	0.45
19:W:726:ASN:O	19:W:873:SER:OG	2.21	0.45

*Continued on next page...*

*Continued from previous page...*

Atom-1	Atom-2	Interatomic distance (Å)	Clash overlap (Å)
1:A:334:PRO:HG2	1:A:391:THR:HG21	1.99	0.45
1:A:408:LEU:HD23	1:A:408:LEU:HA	1.74	0.45
4:F:74:GLN:HG2	4:F:76:PRO:HD2	1.99	0.45
10:N:166:TYR:CE1	27:4:73:LEU:HB2	2.49	0.45
13:Q:549:LEU:HD11	13:Q:572:ALA:HB2	1.99	0.45
19:W:673:LYS:HE2	19:W:678:ALA:HB2	1.99	0.45
19:W:770:MET:HB3	19:W:776:ILE:HD11	1.99	0.45
20:X:294:ILE:HA	20:X:354:ARG:HD3	1.99	0.45
20:X:676:ASP:OD1	20:X:676:ASP:N	2.50	0.45
23:O:260:ASP:OD1	23:O:260:ASP:N	2.49	0.45
3:D:144:SER:HB3	13:Q:6:ALA:HB1	1.99	0.45
19:W:1139:ARG:O	19:W:1140:GLU:HG3	2.17	0.45
19:W:1195:ALA:O	19:W:1197:HIS:N	2.50	0.45
20:X:374:SER:O	20:X:377:SER:OG	2.29	0.45
23:O:223:THR:OG1	23:O:224:GLU:N	2.49	0.45
27:4:59:LYS:HZ3	27:4:77:GLU:HG2	1.81	0.45
1:A:106:ASP:O	1:A:127:HIS:N	2.50	0.45
1:A:313:VAL:O	1:A:390:GLY:HA3	2.16	0.45
3:D:42:ARG:HH21	7:I:93:LYS:HG2	1.82	0.45
6:H:97:VAL:O	6:H:97:VAL:HG12	2.16	0.44
10:N:471:ASP:OD1	10:N:474:THR:OG1	2.28	0.44
10:N:959:LEU:HD13	10:N:963:LEU:HD11	1.99	0.44
16:T:123:LEU:HD23	16:T:123:LEU:HA	1.83	0.44
19:W:512:THR:OG1	19:W:513:ASN:ND2	2.50	0.44
20:X:301:GLU:OE2	20:X:301:GLU:N	2.39	0.44
20:X:707:ILE:HD12	20:X:707:ILE:HA	1.88	0.44
1:A:268:LEU:HD12	1:A:299:LEU:HD12	1.99	0.44
1:A:408:LEU:HD23	1:A:411:ILE:HD12	1.98	0.44
10:N:587:LEU:HD12	10:N:589:GLN:HE22	1.83	0.44
19:W:623:LEU:HD12	19:W:623:LEU:HA	1.74	0.44
19:W:1183:TRP:CH2	19:W:1185:GLY:HA3	2.52	0.44
23:O:227:LYS:NZ	26:3:178:ASN:OD1	2.49	0.44
23:O:287:PHE:O	23:O:306:HIS:HE1	2.00	0.44
20:X:566:GLU:H	20:X:566:GLU:CD	2.20	0.44
10:N:1219:HIS:CD2	10:N:1222:ARG:HH11	2.35	0.44
12:P:618:LEU:HD13	12:P:662:ILE:HG12	1.99	0.44
14:R:150:ARG:NH1	14:R:161:GLU:OE2	2.50	0.44
19:W:105:ASP:OD1	19:W:105:ASP:N	2.46	0.44
25:2:96:ASP:OD1	25:2:96:ASP:N	2.50	0.44
1:A:441:GLU:HG3	20:X:17:ARG:HH22	1.82	0.44
3:D:142:ALA:O	13:Q:8:ARG:NH2	2.44	0.44

*Continued on next page...*



*Continued from previous page...*

Atom-1	Atom-2	Interatomic distance (Å)	Clash overlap (Å)
17:U:49:ASN:H	17:U:49:ASN:HD22	1.63	0.44
20:X:956:VAL:HG11	20:X:968:LEU:HD21	1.98	0.44
27:4:103:LEU:O	27:4:110:ARG:NH2	2.51	0.44
10:N:651:ASN:HB3	19:W:21:ALA:HB1	1.99	0.44
10:N:884:LYS:HD2	10:N:1187:LEU:HD21	2.00	0.44
12:P:40:SER:HB3	12:P:89:TRP:CD2	2.52	0.44
12:P:817:LYS:O	12:P:821:GLN:HB2	2.18	0.44
14:R:49:GLU:HB2	14:R:135:LEU:HB3	1.99	0.44
17:U:94:GLU:O	17:U:98:HIS:ND1	2.36	0.44
19:W:427:CYS:O	19:W:431:HIS:ND1	2.40	0.44
19:W:1193:PHE:C	19:W:1195:ALA:N	2.70	0.44
23:0:202:VAL:HG22	23:0:212:THR:HG22	1.99	0.44
16:T:125:LYS:NZ	16:T:141:GLU:OE2	2.36	0.44
19:W:339:ILE:HD11	19:W:378:GLN:HB3	1.99	0.44
23:0:218:ASN:HD22	23:0:219:GLU:H	1.65	0.44
10:N:936:ILE:HD11	10:N:963:LEU:HD13	2.00	0.44
12:P:611:LEU:HD11	12:P:665:TRP:HB3	1.99	0.44
4:F:94:PRO:HB2	13:Q:130:VAL:HG13	2.00	0.44
12:P:131:ILE:HD13	12:P:183:THR:HG22	1.99	0.44
1:A:445:LEU:HD11	1:A:451:SER:HB3	1.98	0.43
7:I:131:LEU:HA	7:I:134:LYS:HD2	2.00	0.43
19:W:1204:SER:O	19:W:1208:THR:OG1	2.26	0.43
26:3:147:LYS:HA	26:3:147:LYS:HD3	1.77	0.43
1:A:367:LEU:HD12	1:A:372:HIS:CD2	2.53	0.43
13:Q:366:ASP:OD1	13:Q:366:ASP:N	2.50	0.43
14:R:24:GLN:HG2	14:R:170:GLU:HG2	1.98	0.43
20:X:561:LEU:O	20:X:608:ASN:ND2	2.51	0.43
10:N:962:PHE:CD2	10:N:1210:PHE:CD2	3.05	0.43
13:Q:579:ALA:HB3	13:Q:595:GLN:HB3	1.99	0.43
16:T:147:CYS:SG	16:T:153:CYS:CB	3.07	0.43
19:W:274:LEU:O	19:W:333:HIS:NE2	2.40	0.43
20:X:577:ALA:O	20:X:581:ILE:HG13	2.18	0.43
20:X:591:ALA:HB1	20:X:597:LEU:HD23	2.00	0.43
3:D:174:ARG:HA	3:D:174:ARG:HD3	1.82	0.43
11:O:720:PRO:CD	20:X:71:GLN:HG3	2.41	0.43
12:P:398:SER:O	12:P:400:GLN:N	2.51	0.43
20:X:742:TYR:HA	20:X:782:VAL:HG11	1.99	0.43
1:A:321:LEU:HD22	1:A:329:LEU:HD12	2.00	0.43
1:A:325:THR:HG21	1:A:397:THR:O	2.18	0.43
1:A:430:LEU:HD23	1:A:430:LEU:N	2.32	0.43
5:G:105:ARG:O	5:G:109:LEU:N	2.46	0.43

*Continued on next page...*

*Continued from previous page...*

Atom-1	Atom-2	Interatomic distance (Å)	Clash overlap (Å)
10:N:199:LEU:HD23	10:N:199:LEU:HA	1.90	0.43
10:N:1322:LEU:O	10:N:1326:PRO:N	2.51	0.43
19:W:60:ILE:HA	19:W:63:ILE:HD12	2.01	0.43
19:W:1195:ALA:C	19:W:1197:HIS:H	2.20	0.43
25:2:116:LEU:HD23	25:2:116:LEU:HA	1.83	0.43
1:A:62:LEU:HD13	3:D:66:LEU:HD13	2.00	0.43
1:A:367:LEU:HD23	1:A:367:LEU:HA	1.88	0.43
6:H:62:VAL:HA	6:H:65:HIS:CE1	2.54	0.43
9:K:10:ARG:HD2	13:Q:188:LEU:HD11	2.00	0.43
12:P:194:LYS:HG3	12:P:198:GLN:HB3	2.00	0.43
17:U:73:ILE:HA	17:U:76:LEU:HD13	2.00	0.43
19:W:34:LYS:HD2	19:W:34:LYS:HA	1.87	0.43
6:H:77:ILE:O	13:Q:126:THR:N	2.42	0.43
13:Q:202:LYS:HD2	13:Q:202:LYS:HA	1.78	0.43
21:Y:213:VAL:O	21:Y:213:VAL:CG1	2.66	0.43
23:0:42:LYS:HB2	23:0:48:ARG:HB3	2.00	0.43
9:K:8:ASN:OD1	9:K:8:ASN:N	2.52	0.43
11:O:694:ASP:OD1	11:O:707:ILE:HG12	2.18	0.43
12:P:35:LEU:HD22	12:P:49:MET:HA	2.01	0.43
12:P:50:ASP:OD1	12:P:50:ASP:N	2.42	0.43
13:Q:468:ASN:HD21	26:3:168:TRP:HD1	1.67	0.43
16:T:42:ASP:O	16:T:66:MET:HA	2.18	0.43
16:T:147:CYS:SG	23:0:277:PHE:CD1	3.12	0.43
19:W:248:LEU:HD23	19:W:248:LEU:HA	1.83	0.43
19:W:326:THR:HA	19:W:329:LEU:HD13	1.99	0.43
20:X:68:ILE:HD11	20:X:78:VAL:HG11	2.01	0.43
20:X:436:LEU:HD23	20:X:436:LEU:HA	1.79	0.43
20:X:765:VAL:HG13	20:X:812:LEU:HB2	1.99	0.43
4:F:69:ILE:N	4:F:82:ARG:O	2.48	0.43
6:H:94:GLU:OE1	6:H:94:GLU:HA	2.19	0.43
10:N:343:GLN:H	10:N:343:GLN:HG3	1.56	0.43
10:N:471:ASP:OD1	10:N:471:ASP:N	2.50	0.43
18:V:50:ARG:NH1	18:V:50:ARG:HA	2.34	0.43
19:W:297:CYS:HA	19:W:298:PRO:HD3	1.88	0.43
20:X:687:PHE:H	20:X:687:PHE:HD1	1.67	0.43
5:G:168:LEU:O	5:G:172:PRO:HD2	2.19	0.43
13:Q:187:LEU:HD23	13:Q:187:LEU:HA	1.79	0.43
19:W:236:ALA:HB2	19:W:663:PRO:HG3	2.00	0.43
19:W:316:GLU:OE2	19:W:366:ILE:N	2.49	0.43
10:N:320:TRP:O	13:Q:317:GLN:NE2	2.47	0.42
12:P:174:LYS:HG3	21:Y:84:CYS:HB3	2.01	0.42

*Continued on next page...*



*Continued from previous page...*

Atom-1	Atom-2	Interatomic distance (Å)	Clash overlap (Å)
12:P:182:VAL:HG21	12:P:228:VAL:HG21	2.01	0.42
14:R:108:ILE:HG22	14:R:110:THR:HG23	2.01	0.42
17:U:1:MET:HB3	17:U:2:ALA:H	1.70	0.42
19:W:389:LEU:HA	19:W:392:PHE:HD2	1.84	0.42
19:W:547:VAL:HG13	19:W:559:LEU:HD11	2.00	0.42
21:Y:226:LEU:HD12	21:Y:227:VAL:N	2.34	0.42
3:D:48:LEU:HD23	3:D:48:LEU:HA	1.92	0.42
8:J:83:GLU:HB3	8:J:87:ARG:HH12	1.84	0.42
10:N:932:GLY:C	10:N:1179:HIS:CD2	2.92	0.42
13:Q:598:ARG:HG2	13:Q:621:PRO:HD3	2.01	0.42
17:U:18:GLN:HE21	22:Z:495:SER:HB3	1.84	0.42
19:W:1046:ASP:OD1	19:W:1046:ASP:N	2.52	0.42
20:X:187:SER:O	20:X:190:THR:OG1	2.35	0.42
1:A:154:LEU:HD23	1:A:154:LEU:HA	1.83	0.42
4:F:29:VAL:HG21	4:F:79:PHE:CG	2.54	0.42
5:G:109:LEU:HD23	5:G:109:LEU:HA	1.86	0.42
9:K:82:SER:OG	9:K:83:SER:N	2.52	0.42
11:O:685:LEU:HD23	11:O:685:LEU:HA	1.81	0.42
14:R:39:LEU:HD23	14:R:39:LEU:HA	1.87	0.42
19:W:237:ILE:HG21	19:W:285:ASN:HB3	2.02	0.42
20:X:901:LEU:HD23	20:X:901:LEU:HA	1.91	0.42
4:F:71:LEU:HD11	4:F:82:ARG:HD2	2.00	0.42
10:N:773:ILE:HG23	10:N:805:TYR:HB3	2.02	0.42
12:P:145:LEU:HD22	12:P:359:LEU:HD21	2.00	0.42
19:W:470:ASN:OD1	19:W:470:ASN:N	2.52	0.42
27:4:79:LEU:HD23	27:4:84:PHE:HD2	1.84	0.42
10:N:211:GLN:HG2	10:N:367:SER:HA	2.02	0.42
12:P:40:SER:OG	12:P:42:ARG:O	2.24	0.42
12:P:216:ALA:HA	12:P:229:ALA:O	2.19	0.42
16:T:21:VAL:HG21	16:T:128:THR:HG22	2.02	0.42
19:W:916:ASP:OD1	19:W:916:ASP:N	2.53	0.42
20:X:53:GLY:O	20:X:90:ARG:NH1	2.51	0.42
20:X:492:LEU:HD23	20:X:492:LEU:HA	1.88	0.42
10:N:292:MET:HG2	10:N:296:LEU:HD12	2.01	0.42
11:O:685:LEU:HD21	11:O:770:THR:HG22	2.02	0.42
11:O:701:ASN:O	11:O:702:GLY:C	2.57	0.42
14:R:41:GLY:HA3	18:V:91:PHE:CD2	2.54	0.42
19:W:356:LEU:HD21	19:W:372:LEU:HD11	2.01	0.42
19:W:1183:TRP:HE1	19:W:1190:LEU:HD13	1.85	0.42
20:X:57:ASN:OD1	20:X:57:ASN:N	2.52	0.42
20:X:313:ILE:HD13	20:X:313:ILE:HA	1.84	0.42

*Continued on next page...*

*Continued from previous page...*

Atom-1	Atom-2	Interatomic distance (Å)	Clash overlap (Å)
21:Y:40:LEU:N	21:Y:40:LEU:HD12	2.35	0.42
23:O:310:ARG:HA	23:O:310:ARG:HD3	1.89	0.42
25:2:84:GLN:HE21	25:2:88:ILE:HD11	1.84	0.42
1:A:475:VAL:H	1:A:499:GLN:HE21	1.66	0.42
10:N:94:GLN:HA	10:N:97:VAL:HG12	2.02	0.42
10:N:133:ALA:HB2	17:U:23:ILE:HG22	2.02	0.42
10:N:753:LEU:HD23	10:N:753:LEU:HA	1.90	0.42
10:N:1354:THR:HA	10:N:1364:LEU:O	2.20	0.42
11:O:735:LEU:HD23	11:O:735:LEU:HA	1.85	0.42
14:R:164:SER:OG	14:R:165:LEU:N	2.53	0.42
16:T:147:CYS:SG	23:O:277:PHE:CG	3.13	0.42
19:W:363:ARG:HD2	19:W:365:LEU:HD11	2.01	0.42
1:A:469:VAL:HA	1:A:475:VAL:HG22	2.01	0.42
5:G:34:PRO:O	27:4:17:ARG:NH2	2.53	0.42
9:K:104:LEU:HD23	9:K:104:LEU:HA	1.91	0.42
10:N:884:LYS:CD	10:N:1187:LEU:HD21	2.50	0.42
11:O:639:TYR:CZ	11:O:643:VAL:HG11	2.55	0.42
19:W:684:ASN:HD22	19:W:723:THR:HG21	1.85	0.42
23:O:176:MET:HE1	23:O:267:MET:HB3	2.00	0.42
6:H:110:ARG:HE	6:H:110:ARG:HB3	1.74	0.42
10:N:192:LEU:HD23	10:N:192:LEU:HA	1.93	0.42
13:Q:395:PRO:HA	14:R:53:ASP:OD2	2.19	0.42
16:T:40:CYS:H	16:T:69:SER:HB3	1.84	0.42
19:W:727:TRP:HB2	19:W:732:LEU:HD13	2.02	0.42
21:Y:184:SER:HB3	21:Y:220:MET:HE3	2.01	0.42
22:Z:537:PRO:HB3	22:Z:543:LEU:HD22	2.01	0.42
4:F:36:ARG:CZ	4:F:43:ARG:HG3	2.50	0.41
10:N:223:LYS:HD3	10:N:233:THR:HG22	2.01	0.41
10:N:465:LEU:HD13	10:N:478:MET:HE2	2.02	0.41
10:N:753:LEU:HB3	23:O:283:ARG:HD2	2.02	0.41
10:N:1185:LEU:HD11	10:N:1207:LEU:HB2	2.01	0.41
12:P:306:VAL:HG23	12:P:399:LEU:HD13	2.02	0.41
12:P:523:SER:OG	12:P:524:THR:N	2.52	0.41
13:Q:628:ASN:OD1	13:Q:628:ASN:N	2.52	0.41
16:T:42:ASP:HB2	16:T:67:HIS:HD2	1.85	0.41
19:W:1200:TYR:HD1	20:X:287:LYS:HD3	1.85	0.41
27:4:79:LEU:HD23	27:4:79:LEU:HA	1.79	0.41
5:G:90:LEU:HD23	5:G:90:LEU:HA	1.88	0.41
10:N:256:ASP:H	10:N:265:LEU:HD21	1.85	0.41
16:T:22:GLU:O	16:T:26:ARG:HB2	2.20	0.41
17:U:49:ASN:ND2	17:U:49:ASN:N	2.66	0.41

*Continued on next page...*

*Continued from previous page...*

Atom-1	Atom-2	Interatomic distance (Å)	Clash overlap (Å)
20:X:158:LEU:HD12	20:X:158:LEU:HA	1.91	0.41
27:4:22:LEU:O	27:4:26:GLN:HG3	2.21	0.41
5:G:127:ARG:HH21	17:U:5:LEU:HB3	1.85	0.41
10:N:136:LEU:HA	10:N:136:LEU:HD23	1.84	0.41
12:P:137:LEU:HD23	12:P:137:LEU:HA	1.84	0.41
13:Q:151:LYS:HD2	13:Q:151:LYS:HA	1.90	0.41
14:R:70:LEU:HD23	14:R:70:LEU:HA	1.90	0.41
19:W:707:ILE:O	19:W:710:THR:OG1	2.35	0.41
19:W:805:GLN:HE22	19:W:809:ARG:HE	1.68	0.41
19:W:1131:LEU:HD13	19:W:1131:LEU:HA	1.87	0.41
20:X:269:MET:O	20:X:273:MET:HG2	2.20	0.41
20:X:363:LEU:HD23	20:X:363:LEU:HA	1.81	0.41
25:2:178:LEU:HD23	25:2:178:LEU:HA	1.91	0.41
1:A:83:SER:HA	1:A:86:ARG:HD2	2.02	0.41
1:A:420:LEU:HD23	1:A:420:LEU:HA	1.92	0.41
13:Q:166:ARG:HG3	13:Q:169:LYS:HE3	2.01	0.41
19:W:315:SER:OG	19:W:319:GLU:OE1	2.31	0.41
20:X:7:LYS:HB3	20:X:49:GLN:HE22	1.86	0.41
20:X:61:LEU:HD23	20:X:61:LEU:HA	1.88	0.41
20:X:687:PHE:CD1	20:X:687:PHE:N	2.88	0.41
10:N:836:GLY:O	10:N:846:ASN:ND2	2.52	0.41
12:P:252:LYS:HD3	12:P:252:LYS:HA	1.85	0.41
12:P:469:LEU:HD23	12:P:469:LEU:HA	1.83	0.41
12:P:499:MET:O	12:P:502:SER:OG	2.36	0.41
12:P:569:LEU:HD12	12:P:572:PRO:HB3	2.01	0.41
12:P:590:VAL:HG11	12:P:695:LYS:HE3	2.02	0.41
19:W:442:LYS:HE2	19:W:442:LYS:HB3	1.88	0.41
20:X:466:ARG:NH2	20:X:512:ILE:O	2.53	0.41
20:X:794:ASP:HB3	20:X:797:LYS:HB2	2.02	0.41
10:N:231:GLU:HB3	10:N:251:GLU:HB3	2.01	0.41
10:N:723:GLU:HG3	10:N:746:TYR:CE1	2.56	0.41
10:N:959:LEU:HD23	10:N:959:LEU:HA	1.79	0.41
1:A:340:TYR:HD2	1:A:376:LEU:HB3	1.86	0.41
5:G:127:ARG:HD3	5:G:127:ARG:HA	1.77	0.41
10:N:192:LEU:O	10:N:196:ASN:ND2	2.38	0.41
12:P:782:LEU:HD23	12:P:782:LEU:HA	1.86	0.41
13:Q:153:LEU:HD12	13:Q:153:LEU:HA	1.92	0.41
19:W:844:ASN:HA	19:W:847:ILE:HG22	2.02	0.41
20:X:821:TYR:HE2	20:X:946:PHE:HE2	1.67	0.41
6:H:46:LEU:HD11	18:V:66:ALA:HB1	2.03	0.41
9:K:76:GLY:N	18:V:11:LYS:HG3	2.36	0.41

*Continued on next page...*

*Continued from previous page...*

Atom-1	Atom-2	Interatomic distance (Å)	Clash overlap (Å)
10:N:794:LEU:HD22	10:N:869:LEU:HB3	2.03	0.41
10:N:959:LEU:HD23	10:N:1210:PHE:CE1	2.55	0.41
16:T:108:SER:O	16:T:108:SER:OG	2.33	0.41
16:T:161:LEU:O	16:T:165:LEU:HB2	2.21	0.41
19:W:1162:ILE:HD12	19:W:1162:ILE:HA	1.89	0.41
20:X:165:LEU:HD23	20:X:165:LEU:HA	1.92	0.41
1:A:283:LYS:HE2	1:A:283:LYS:HB2	1.81	0.41
4:F:171:ILE:HD12	10:N:260:GLY:HA2	2.03	0.41
10:N:830:LYS:HB3	10:N:860:ASN:HD21	1.86	0.41
10:N:1335:ASN:C	10:N:1337:GLN:H	2.25	0.41
10:N:1355:PRO:O	10:N:1363:MET:HA	2.20	0.41
11:O:723:LEU:HD23	11:O:723:LEU:HA	1.84	0.41
12:P:558:SER:O	12:P:562:SER:N	2.53	0.41
12:P:678:ALA:HA	12:P:724:LEU:HD23	2.03	0.41
13:Q:166:ARG:O	13:Q:170:SER:OG	2.31	0.41
17:U:76:LEU:C	17:U:76:LEU:CD2	2.89	0.41
19:W:8:ILE:O	19:W:12:VAL:HG23	2.20	0.41
19:W:301:GLU:HG3	19:W:347:ALA:HB1	2.03	0.41
19:W:707:ILE:HG23	19:W:713:LYS:HD3	2.03	0.41
23:O:276:LEU:HD23	23:O:276:LEU:HA	1.92	0.41
27:4:78:LEU:HA	27:4:78:LEU:HD23	1.80	0.41
1:A:373:CYS:SG	1:A:439:GLN:NE2	2.90	0.41
10:N:212:LEU:HD13	10:N:212:LEU:HA	1.81	0.41
10:N:1210:PHE:HD1	10:N:1211:LEU:HD23	1.85	0.41
13:Q:506:HIS:HE1	13:Q:528:GLN:HE21	1.68	0.41
20:X:102:ASP:HB2	20:X:164:ARG:HE	1.86	0.41
20:X:124:LEU:HD23	20:X:124:LEU:HA	1.88	0.41
20:X:491:LEU:HD23	20:X:491:LEU:HA	1.89	0.41
20:X:820:SER:HB2	20:X:897:LEU:HD11	2.03	0.41
21:Y:187:LYS:HA	21:Y:220:MET:HE2	2.01	0.41
24:1:132:HIS:CE1	26:3:163:LEU:HD11	2.56	0.41
26:3:149:LEU:HA	26:3:152:LYS:HB2	2.02	0.41
27:4:80:GLN:HE21	27:4:80:GLN:CA	2.34	0.41
1:A:322:GLN:HE21	1:A:329:LEU:H	1.68	0.40
1:A:349:SER:O	1:A:349:SER:OG	2.37	0.40
3:D:114:LEU:HD12	3:D:114:LEU:HA	1.91	0.40
5:G:172:PRO:HA	5:G:175:LEU:HB2	2.03	0.40
10:N:713:GLN:O	10:N:719:THR:HB	2.21	0.40
12:P:444:VAL:HG22	12:P:452:LEU:HD11	2.02	0.40
12:P:813:THR:OG1	12:P:814:THR:N	2.54	0.40
13:Q:9:ILE:H	13:Q:9:ILE:HG12	1.62	0.40

*Continued on next page...*

*Continued from previous page...*

Atom-1	Atom-2	Interatomic distance (Å)	Clash overlap (Å)
13:Q:534:VAL:HG13	13:Q:569:ILE:HG23	2.03	0.40
17:U:54:TYR:OH	22:Z:485:ILE:HA	2.21	0.40
19:W:540:ILE:HD13	19:W:540:ILE:HA	1.92	0.40
20:X:420:ILE:HA	20:X:420:ILE:HD13	1.92	0.40
21:Y:183:VAL:HG22	21:Y:221:VAL:HG13	2.03	0.40
23:O:14:PHE:HD1	23:O:14:PHE:HA	1.75	0.40
10:N:457:ASP:OD1	10:N:457:ASP:N	2.52	0.40
12:P:311:LEU:HD13	12:P:339:TRP:CE2	2.56	0.40
12:P:388:ASP:OD1	12:P:388:ASP:N	2.52	0.40
14:R:111:SER:OG	14:R:112:GLU:N	2.54	0.40
19:W:850:LEU:HD23	19:W:889:LEU:HD13	2.03	0.40
23:O:239:PHE:O	23:O:243:THR:HG23	2.21	0.40
26:3:107:ASP:HA	26:3:108:PRO:HD3	1.94	0.40
6:H:117:VAL:HA	6:H:120:GLN:HB2	2.04	0.40
10:N:1204:CYS:SG	10:N:1205:SER:N	2.94	0.40
13:Q:89:GLN:HG2	13:Q:90:PRO:CD	2.52	0.40
19:W:582:LYS:HB2	19:W:582:LYS:HE2	1.92	0.40
20:X:6:LEU:HD13	20:X:6:LEU:HA	1.94	0.40
20:X:131:LEU:O	20:X:134:CYS:SG	2.79	0.40
21:Y:84:CYS:SG	21:Y:85:HIS:N	2.95	0.40
23:O:191:LEU:HD12	23:O:228:LEU:HD21	2.02	0.40
9:K:41:ASN:HB2	9:K:44:LEU:HB3	2.03	0.40
11:O:759:ARG:NH2	11:O:762:GLN:OE1	2.42	0.40
13:Q:569:ILE:HD12	13:Q:571:VAL:HG13	2.03	0.40
13:Q:588:SER:OG	13:Q:588:SER:O	2.37	0.40
16:T:26:ARG:O	16:T:30:MET:HG2	2.21	0.40
19:W:1036:ASP:OD1	19:W:1036:ASP:N	2.38	0.40
21:Y:187:LYS:HG2	21:Y:220:MET:HB2	2.03	0.40
27:4:104:HIS:O	27:4:107:HIS:HB2	2.22	0.40
1:A:295:ASN:HB3	1:A:296:SER:H	1.69	0.40
8:J:89:LEU:HD23	8:J:89:LEU:HA	1.88	0.40
10:N:156:TYR:O	10:N:160:VAL:HG23	2.22	0.40
11:O:678:LEU:HD21	11:O:725:VAL:HG11	2.03	0.40
16:T:28:LEU:HD23	16:T:28:LEU:HA	1.89	0.40
18:V:87:ILE:HG23	18:V:88:LEU:HD13	2.04	0.40
19:W:270:LEU:HD12	19:W:270:LEU:HA	1.89	0.40
20:X:303:LEU:HD13	20:X:303:LEU:HA	1.87	0.40

There are no symmetry-related clashes.

## 5.3 Torsion angles [i](#)

### 5.3.1 Protein backbone [i](#)

In the following table, the Percentiles column shows the percent Ramachandran outliers of the chain as a percentile score with respect to all PDB entries followed by that with respect to all EM entries.

The Analysed column shows the number of residues for which the backbone conformation was analysed, and the total number of residues.

Mol	Chain	Analysed	Favoured	Allowed	Outliers	Percentiles	
1	A	455/1581 (29%)	429 (94%)	23 (5%)	3 (1%)	22	61
2	B	18/20 (90%)	18 (100%)	0	0	100	100
3	D	154/270 (57%)	150 (97%)	3 (2%)	1 (1%)	25	64
4	F	163/246 (66%)	153 (94%)	8 (5%)	2 (1%)	13	50
5	G	159/233 (68%)	151 (95%)	8 (5%)	0	100	100
6	H	177/268 (66%)	165 (93%)	12 (7%)	0	100	100
7	I	69/146 (47%)	66 (96%)	1 (1%)	2 (3%)	4	31
8	J	120/135 (89%)	117 (98%)	2 (2%)	1 (1%)	19	58
9	K	110/117 (94%)	105 (96%)	5 (4%)	0	100	100
10	N	995/1454 (68%)	889 (89%)	95 (10%)	11 (1%)	14	52
11	O	153/788 (19%)	138 (90%)	13 (8%)	2 (1%)	12	48
12	P	756/841 (90%)	705 (93%)	49 (6%)	2 (0%)	41	75
13	Q	539/651 (83%)	505 (94%)	30 (6%)	4 (1%)	22	61
14	R	189/208 (91%)	180 (95%)	9 (5%)	0	100	100
15	S	67/244 (28%)	60 (90%)	5 (8%)	2 (3%)	4	30
16	T	189/212 (89%)	175 (93%)	13 (7%)	1 (0%)	29	68
17	U	117/144 (81%)	114 (97%)	2 (2%)	1 (1%)	17	56
18	V	128/200 (64%)	125 (98%)	2 (2%)	1 (1%)	19	58
19	W	1332/1368 (97%)	1262 (95%)	66 (5%)	4 (0%)	41	75
20	X	877/989 (89%)	829 (94%)	44 (5%)	4 (0%)	29	68
21	Y	206/747 (28%)	196 (95%)	9 (4%)	1 (0%)	29	68
22	Z	93/600 (16%)	83 (89%)	8 (9%)	2 (2%)	6	37
23	0	261/311 (84%)	245 (94%)	16 (6%)	0	100	100
24	1	95/178 (53%)	91 (96%)	3 (3%)	1 (1%)	14	52
25	2	111/200 (56%)	106 (96%)	5 (4%)	0	100	100

Continued on next page...

*Continued from previous page...*

Mol	Chain	Analysed	Favoured	Allowed	Outliers	Percentiles	
26	3	114/178 (64%)	111 (97%)	3 (3%)	0	100	100
27	4	111/131 (85%)	107 (96%)	3 (3%)	1 (1%)	17	56
All	All	7758/12460 (62%)	7275 (94%)	437 (6%)	46 (1%)	29	64

All (46) Ramachandran outliers are listed below:

Mol	Chain	Res	Type
7	I	105	PRO
10	N	186	ILE
10	N	525	TYR
10	N	689	PRO
10	N	1351	PRO
10	N	1355	PRO
11	O	709	LYS
12	P	705	PRO
13	Q	458	PRO
18	V	50	ARG
20	X	567	MET
1	A	208	VAL
10	N	218	ALA
10	N	1343	PRO
11	O	702	GLY
12	P	727	PRO
13	Q	399	PRO
16	T	204	GLN
17	U	32	PRO
19	W	1196	CYS
20	X	444	SER
20	X	564	SER
10	N	524	ASN
10	N	1237	PRO
13	Q	90	PRO
15	S	158	PRO
19	W	1203	MET
22	Z	549	GLN
1	A	167	ASN
3	D	178	THR
4	F	35	GLU
8	J	30	GLN
10	N	1255	PRO
13	Q	459	GLN

*Continued on next page...*

*Continued from previous page...*

Mol	Chain	Res	Type
15	S	119	PRO
20	X	566	GLU
21	Y	226	LEU
27	4	72	CYS
1	A	281	ASP
7	I	106	GLY
10	N	1352	PRO
19	W	32	ASP
19	W	1194	THR
24	1	44	LEU
4	F	76	PRO
22	Z	541	PRO

### 5.3.2 Protein sidechains [i](#)

In the following table, the Percentiles column shows the percent sidechain outliers of the chain as a percentile score with respect to all PDB entries followed by that with respect to all EM entries.

The Analysed column shows the number of residues for which the sidechain conformation was analysed, and the total number of residues.

Mol	Chain	Analysed	Rotameric	Outliers	Percentiles	
1	A	394/1391 (28%)	392 (100%)	2 (0%)	88	94
3	D	139/230 (60%)	139 (100%)	0	100	100
4	F	151/223 (68%)	151 (100%)	0	100	100
5	G	153/216 (71%)	150 (98%)	3 (2%)	55	79
6	H	161/225 (72%)	160 (99%)	1 (1%)	86	94
7	I	71/133 (53%)	70 (99%)	1 (1%)	67	85
8	J	66/124 (53%)	66 (100%)	0	100	100
9	K	94/98 (96%)	94 (100%)	0	100	100
10	N	810/1271 (64%)	802 (99%)	8 (1%)	76	88
11	O	141/697 (20%)	140 (99%)	1 (1%)	84	93
12	P	681/736 (92%)	671 (98%)	10 (2%)	65	84
13	Q	493/577 (85%)	485 (98%)	8 (2%)	62	83
14	R	169/183 (92%)	166 (98%)	3 (2%)	59	81
15	S	31/208 (15%)	31 (100%)	0	100	100

*Continued on next page...*



Continued from previous page...

Mol	Chain	Analysed	Rotameric	Outliers	Percentiles	
16	T	166/178 (93%)	163 (98%)	3 (2%)	59	81
17	U	98/119 (82%)	96 (98%)	2 (2%)	55	79
18	V	122/173 (70%)	118 (97%)	4 (3%)	38	68
19	W	1203/1232 (98%)	1200 (100%)	3 (0%)	93	98
20	X	789/864 (91%)	780 (99%)	9 (1%)	73	88
21	Y	175/601 (29%)	172 (98%)	3 (2%)	60	82
22	Z	89/512 (17%)	84 (94%)	5 (6%)	21	54
23	0	241/280 (86%)	234 (97%)	7 (3%)	42	71
24	1	94/152 (62%)	94 (100%)	0	100	100
25	2	102/163 (63%)	102 (100%)	0	100	100
26	3	116/155 (75%)	116 (100%)	0	100	100
27	4	102/115 (89%)	101 (99%)	1 (1%)	76	88
All	All	6851/10856 (63%)	6777 (99%)	74 (1%)	74	88

All (74) residues with a non-rotameric sidechain are listed below:

Mol	Chain	Res	Type
1	A	404	VAL
1	A	430	LEU
5	G	17	TYR
5	G	64	ILE
5	G	72	PHE
6	H	159	ARG
7	I	105	PRO
10	N	212	LEU
10	N	328	ARG
10	N	343	GLN
10	N	689	PRO
10	N	690	CYS
10	N	847	CYS
10	N	950	VAL
10	N	959	LEU
11	O	718	VAL
12	P	13	MET
12	P	162	VAL
12	P	170	LEU
12	P	289	ASP
12	P	295	LEU

Continued on next page...

*Continued from previous page...*

<b>Mol</b>	<b>Chain</b>	<b>Res</b>	<b>Type</b>
12	P	401	THR
12	P	443	LEU
12	P	564	LEU
12	P	699	CYS
12	P	710	ASP
13	Q	9	ILE
13	Q	92	LEU
13	Q	169	LYS
13	Q	250	ASP
13	Q	400	PHE
13	Q	404	ARG
13	Q	622	PHE
13	Q	649	CYS
14	R	32	LEU
14	R	76	MET
14	R	206	ARG
16	T	13	GLU
16	T	79	PHE
16	T	130	THR
17	U	49	ASN
17	U	76	LEU
18	V	46	THR
18	V	63	VAL
18	V	70	ARG
18	V	88	LEU
19	W	22	PHE
19	W	425	MET
19	W	726	ASN
20	X	4	VAL
20	X	87	ASP
20	X	218	CYS
20	X	300	THR
20	X	443	LEU
20	X	477	TYR
20	X	803	ASP
20	X	812	LEU
20	X	897	LEU
21	Y	220	MET
21	Y	224	ARG
21	Y	226	LEU
22	Z	482	ARG
22	Z	492	ARG

*Continued on next page...*

*Continued from previous page...*

Mol	Chain	Res	Type
22	Z	545	ARG
22	Z	548	THR
22	Z	551	ASP
23	0	39	MET
23	0	44	THR
23	0	177	SER
23	0	205	ARG
23	0	207	LEU
23	0	218	ASN
23	0	258	MET
27	4	80	GLN

Sometimes sidechains can be flipped to improve hydrogen bonding and reduce clashes. All (109) such sidechains are listed below:

Mol	Chain	Res	Type
1	A	131	ASN
1	A	221	ASN
1	A	278	HIS
1	A	295	ASN
1	A	322	GLN
1	A	359	HIS
1	A	439	GLN
1	A	459	ASN
3	D	77	GLN
3	D	113	GLN
3	D	191	ASN
4	F	59	HIS
4	F	62	GLN
4	F	74	GLN
5	G	47	ASN
5	G	129	HIS
6	H	7	GLN
6	H	18	GLN
9	K	58	HIS
9	K	66	GLN
9	K	77	GLN
9	K	113	GLN
10	N	267	HIS
10	N	294	ASN
10	N	309	HIS
10	N	330	HIS
10	N	411	GLN

*Continued on next page...*

*Continued from previous page...*

<b>Mol</b>	<b>Chain</b>	<b>Res</b>	<b>Type</b>
10	N	590	GLN
10	N	638	ASN
10	N	669	GLN
10	N	846	ASN
10	N	848	HIS
10	N	849	ASN
10	N	856	GLN
10	N	964	ASN
11	O	619	GLN
11	O	679	GLN
11	O	740	GLN
11	O	746	ASN
11	O	753	HIS
12	P	63	HIS
12	P	80	HIS
12	P	225	ASN
12	P	272	ASN
12	P	282	HIS
12	P	387	HIS
12	P	400	GLN
12	P	435	GLN
12	P	598	ASN
12	P	619	GLN
12	P	751	GLN
13	Q	100	ASN
13	Q	139	GLN
13	Q	193	HIS
13	Q	310	GLN
13	Q	340	GLN
13	Q	402	HIS
13	Q	411	GLN
13	Q	459	GLN
13	Q	468	ASN
13	Q	492	GLN
13	Q	506	HIS
13	Q	517	GLN
13	Q	565	ASN
13	Q	599	ASN
17	U	28	GLN
17	U	49	ASN
17	U	56	GLN
17	U	97	ASN

*Continued on next page...*

*Continued from previous page...*

<b>Mol</b>	<b>Chain</b>	<b>Res</b>	<b>Type</b>
17	U	119	GLN
18	V	16	GLN
19	W	203	ASN
19	W	378	GLN
19	W	421	HIS
19	W	513	ASN
19	W	726	ASN
19	W	783	GLN
19	W	822	HIS
19	W	851	ASN
19	W	874	HIS
19	W	921	HIS
19	W	923	ASN
19	W	925	HIS
19	W	972	HIS
19	W	1059	ASN
19	W	1134	GLN
19	W	1300	HIS
19	W	1320	ASN
20	X	8	GLN
20	X	179	HIS
20	X	217	GLN
20	X	266	GLN
20	X	356	ASN
20	X	361	ASN
20	X	380	ASN
20	X	402	ASN
20	X	404	GLN
20	X	472	ASN
20	X	502	HIS
20	X	544	HIS
21	Y	134	GLN
22	Z	564	ASN
23	0	75	ASN
23	0	218	ASN
23	0	306	HIS
25	2	84	GLN
25	2	90	ASN
26	3	42	GLN
27	4	80	GLN

### 5.3.3 RNA [i](#)

There are no RNA molecules in this entry.

### 5.4 Non-standard residues in protein, DNA, RNA chains [i](#)

There are no non-standard protein/DNA/RNA residues in this entry.

### 5.5 Carbohydrates [i](#)

There are no monosaccharides in this entry.

### 5.6 Ligand geometry [i](#)

Of 2 ligands modelled in this entry, 2 are monoatomic - leaving 0 for Mogul analysis.

There are no bond length outliers.

There are no bond angle outliers.

There are no chirality outliers.

There are no torsion outliers.

There are no ring outliers.

No monomer is involved in short contacts.

### 5.7 Other polymers [i](#)

There are no such residues in this entry.

### 5.8 Polymer linkage issues [i](#)

There are no chain breaks in this entry.

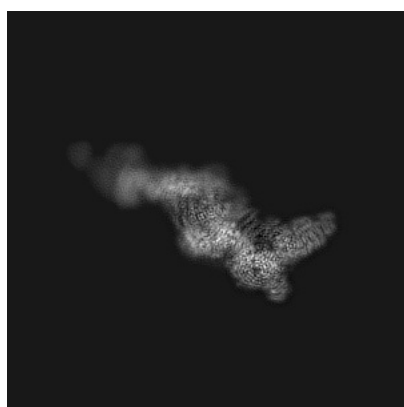
## 6 Map visualisation [i](#)

This section contains visualisations of the EMDB entry EMD-31191. These allow visual inspection of the internal detail of the map and identification of artifacts.

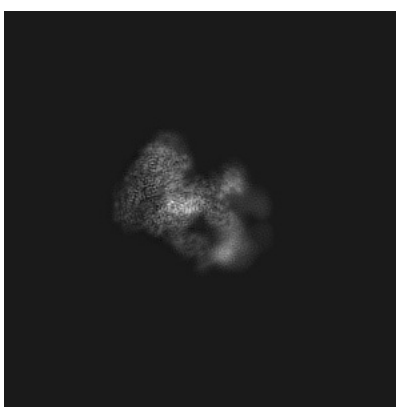
No raw map or half-maps were deposited for this entry and therefore no images, graphs, etc. pertaining to the raw map can be shown.

### 6.1 Orthogonal projections [i](#)

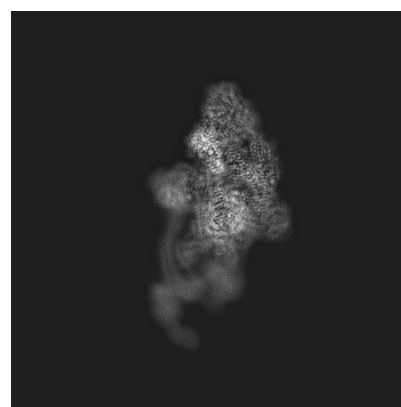
#### 6.1.1 Primary map



X



Y

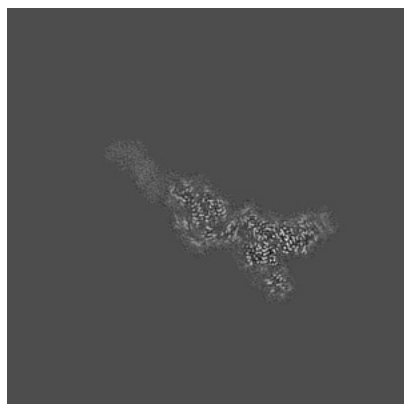


Z

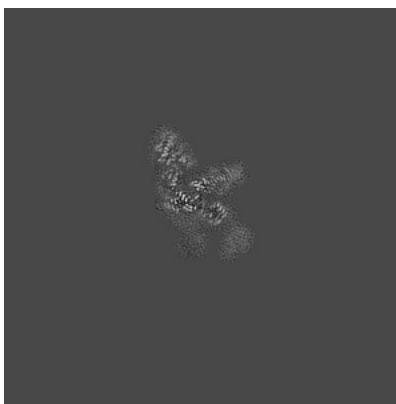
The images above show the map projected in three orthogonal directions.

### 6.2 Central slices [i](#)

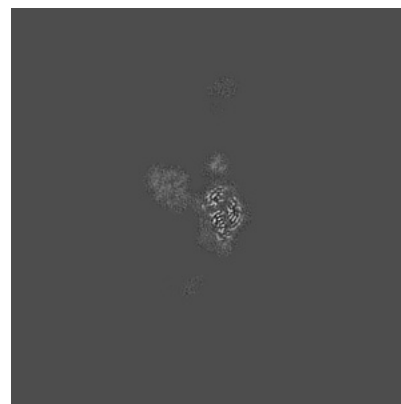
#### 6.2.1 Primary map



X Index: 256



Y Index: 256

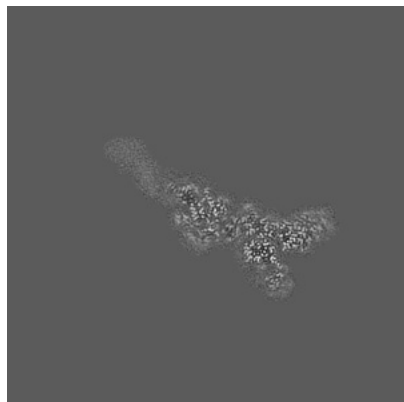


Z Index: 256


The images above show central slices of the map in three orthogonal directions.

## 6.3 Largest variance slices [i](#)

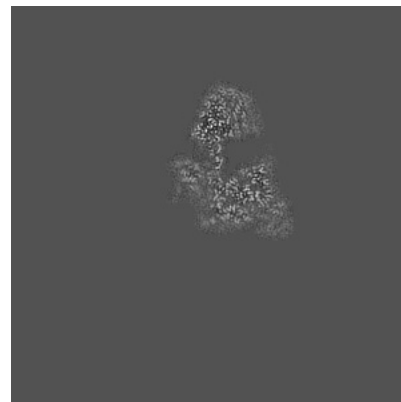
### 6.3.1 Primary map



X Index: 258



Y Index: 308




Z Index: 215


The images above show the largest variance slices of the map in three orthogonal directions.

## 6.4 Orthogonal standard-deviation projections (False-color) [i](#)


### 6.4.1 Primary map



X



Y




Z

The images above show the map standard deviation projections with false color in three orthogonal directions. Minimum values are shown in green, max in blue, and dark to light orange shades represent small to large values respectively.



## 6.5 Orthogonal surface views [i](#)

### 6.5.1 Primary map



The images above show the 3D surface view of the map at the recommended contour level 0.01. These images, in conjunction with the slice images, may facilitate assessment of whether an appropriate contour level has been provided.

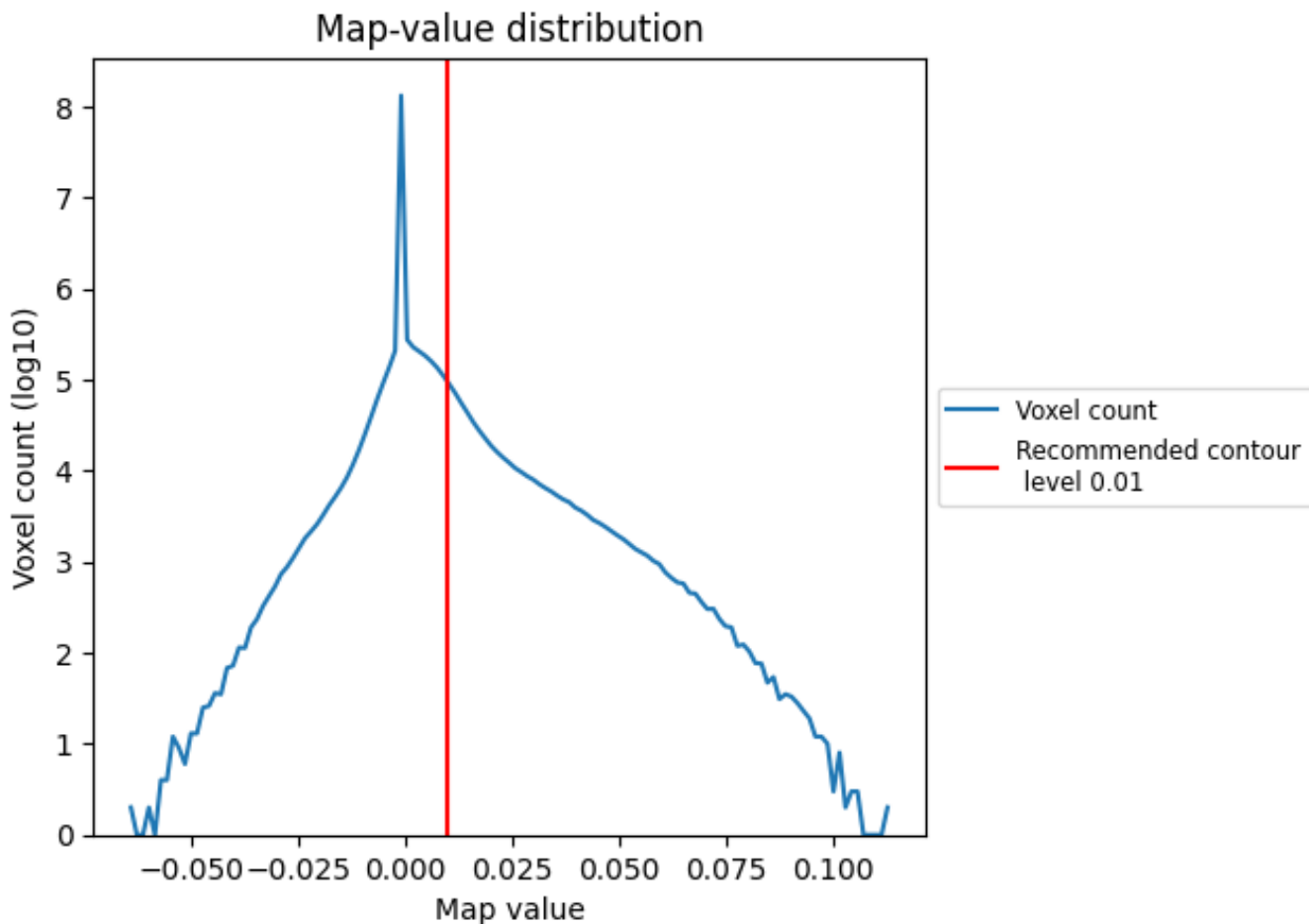
## 6.6 Mask visualisation [i](#)

This section was not generated. No masks/segmentation were deposited.

## 7 Map analysis [i](#)

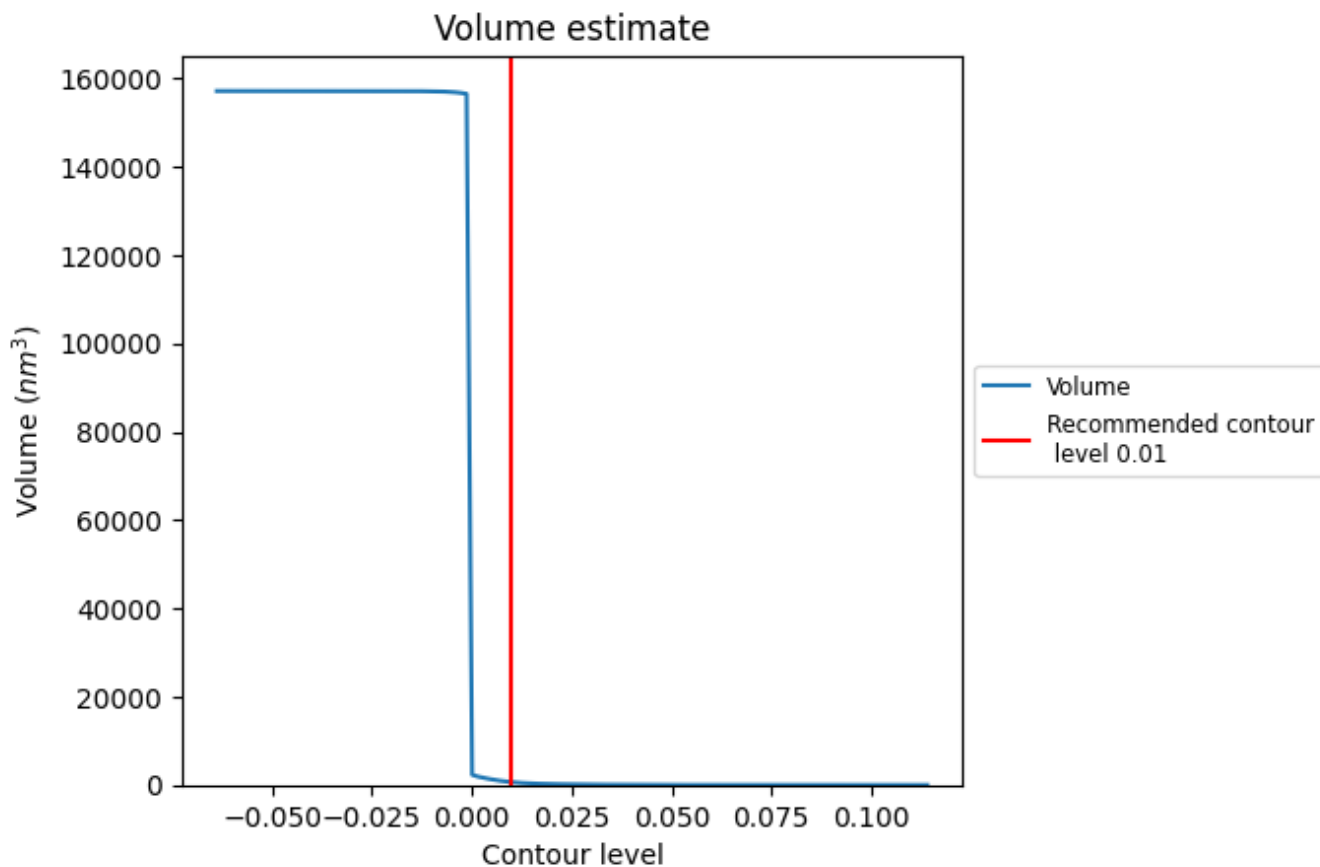
This section contains the results of statistical analysis of the map.

### 7.1 Map-value distribution [i](#)



The map-value distribution is plotted in 128 intervals along the x-axis. The y-axis is logarithmic. A spike in this graph at zero usually indicates that the volume has been masked.

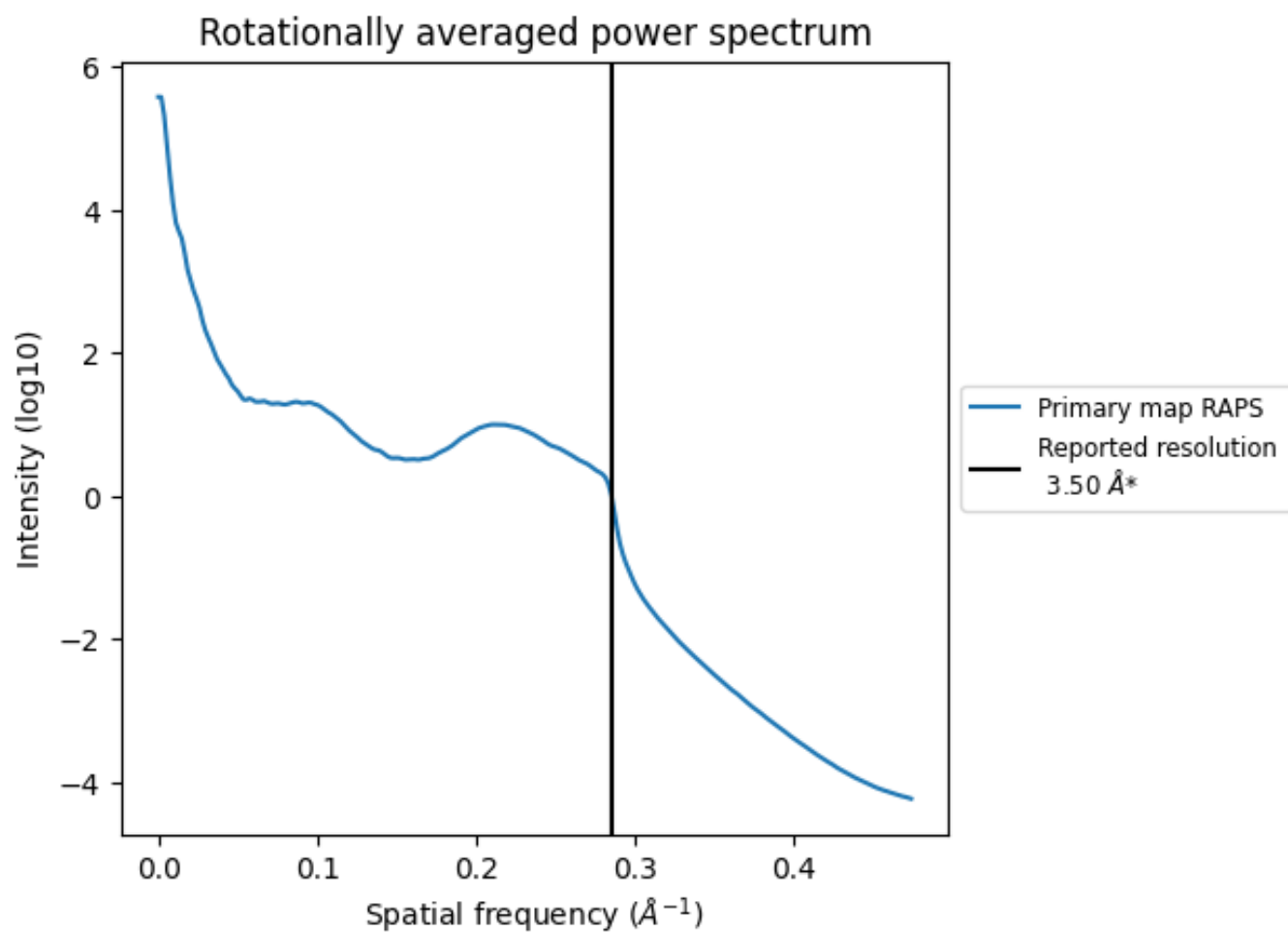
## 7.2 Volume estimate [i](#)



The volume at the recommended contour level is 635 nm<sup>3</sup>; this corresponds to an approximate mass of 574 kDa.

The volume estimate graph shows how the enclosed volume varies with the contour level. The recommended contour level is shown as a vertical line and the intersection between the line and the curve gives the volume of the enclosed surface at the given level.

### 7.3 Rotationally averaged power spectrum [i](#)



\*Reported resolution corresponds to spatial frequency of  $0.286 \text{\AA}^{-1}$

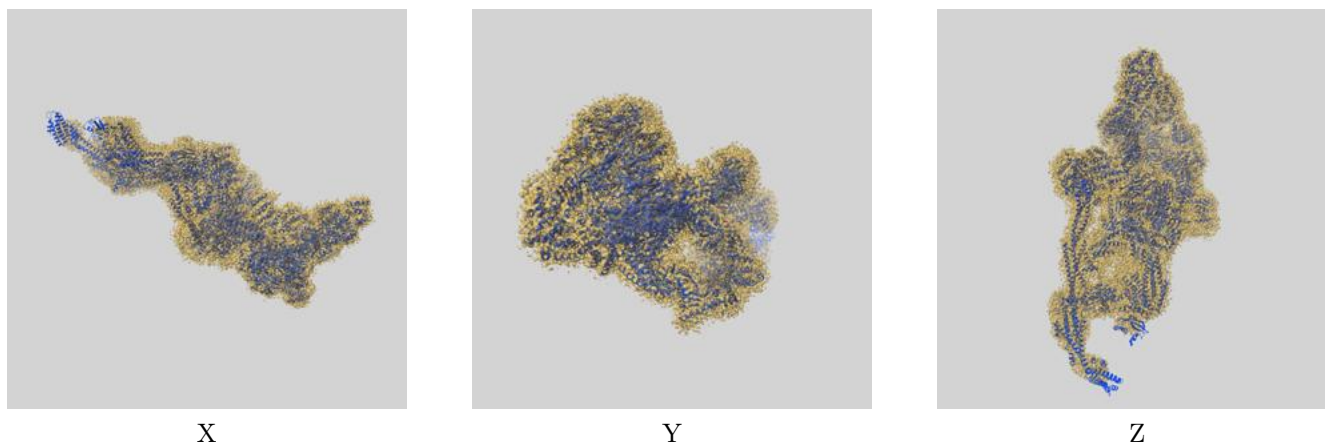
## 8 Fourier-Shell correlation

This section was not generated. No FSC curve or half-maps provided.

## 9 Map-model fit [i](#)

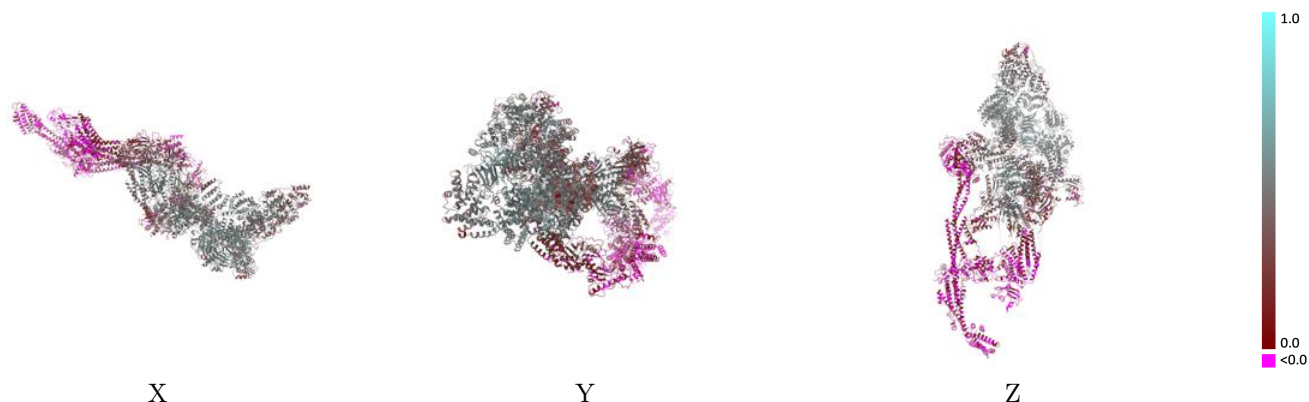
This section contains information regarding the fit between EMDB map EMD-31191 and PDB model 7EMF. Per-residue inclusion information can be found in section [3](#) on page [9](#).

### 9.1 Map-model overlay [i](#)



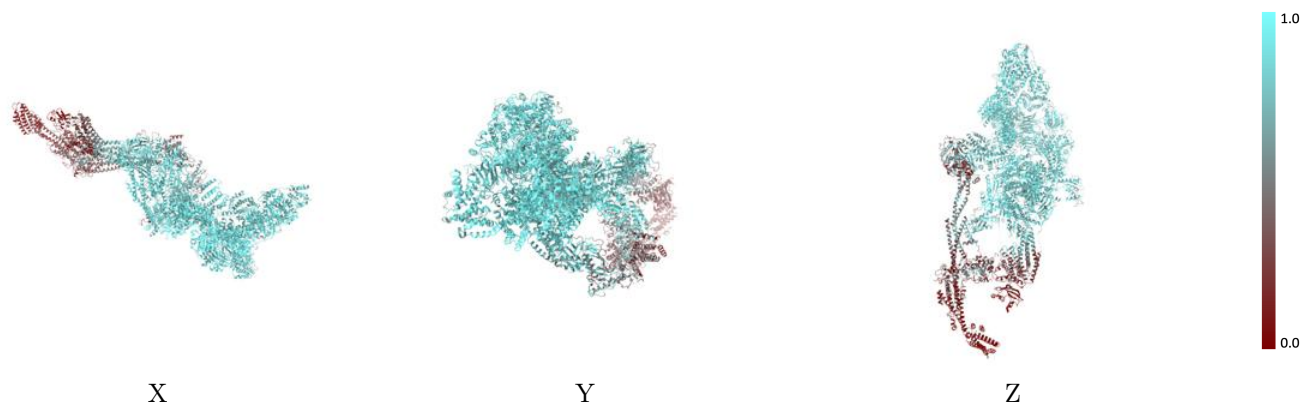
The images above show the 3D surface view of the map at the recommended contour level 0.01 at 50% transparency in yellow overlaid with a ribbon representation of the model coloured in blue. These images allow for the visual assessment of the quality of fit between the atomic model and the map.

## 9.2 Q-score mapped to coordinate model [i](#)



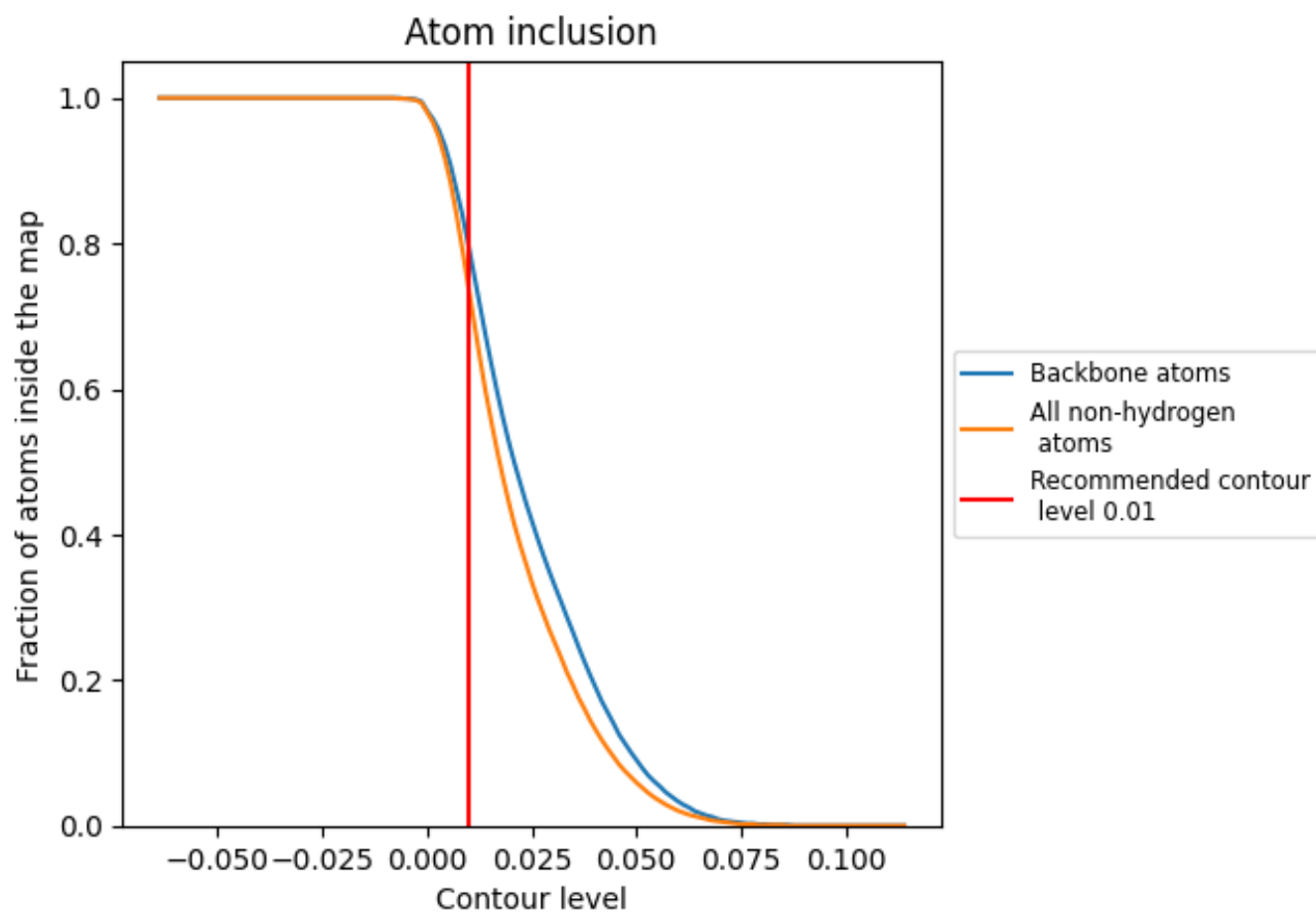
The images above show the model with each residue coloured according to its Q-score. This shows their resolvability in the map with higher Q-score values reflecting better resolvability. Please note: Q-score is calculating the resolvability of atoms, and thus high values are only expected at resolutions at which atoms can be resolved. Low Q-score values may therefore be expected for many entries.

## 9.3 Atom inclusion mapped to coordinate model [i](#)



The images above show the model with each residue coloured according to its atom inclusion. This shows to what extent they are inside the map at the recommended contour level (0.01).

## 9.4 Atom inclusion [i](#)



























































At the recommended contour level, 80% of all backbone atoms, 74% of all non-hydrogen atoms, are inside the map.



## 9.5 Map-model fit summary

The table lists the average atom inclusion at the recommended contour level (0.01) and Q-score for the entire model and for each chain.

Chain	Atom inclusion	Q-score
All	 0.7370	 0.3310
0	 0.8880	 0.4600
1	 0.8880	 0.4270
2	 0.8460	 0.4080
3	 0.8680	 0.4040
4	 0.3910	 0.0270
A	 0.5810	 0.1230
B	 0.8100	 0.2100
D	 0.4450	 0.0670
F	 0.2530	 0.0420
G	 0.2630	 -0.0020
H	 0.3370	 0.0430
I	 0.4720	 0.0710
J	 0.0990	 0.0040
K	 0.6260	 0.2120
N	 0.7700	 0.3540
O	 0.8900	 0.4410
P	 0.9090	 0.5060
Q	 0.7480	 0.3540
R	 0.7530	 0.2470
S	 0.0720	 0.0080
T	 0.8260	 0.3300
U	 0.3040	 0.0120
V	 0.6880	 0.2070
W	 0.8760	 0.4390
X	 0.8750	 0.4380
Y	 0.8980	 0.4810
Z	 0.2200	 0.0280

