



Full wwPDB EM Validation Report ⓘ

Nov 21, 2022 – 04:02 PM EST

PDB ID : 8EUY
EMDB ID : EMD-24420
Title : Ytm1 associated nascent 60S ribosome (-fkbp39) State 1A
Authors : Zhou, X.; Bilokapic, S.; Deshmukh, A.A.; Halic, M.
Deposited on : 2022-10-19
Resolution : 3.00 Å (reported)

This is a Full wwPDB EM Validation Report for a publicly released PDB entry.

We welcome your comments at validation@mail.wwpdb.org

A user guide is available at

<https://www.wwpdb.org/validation/2017/EMValidationReportHelp>

with specific help available everywhere you see the ⓘ symbol.

The types of validation reports are described at

<http://www.wwpdb.org/validation/2017/FAQs#types>.

The following versions of software and data (see [references ⓘ](#)) were used in the production of this report:

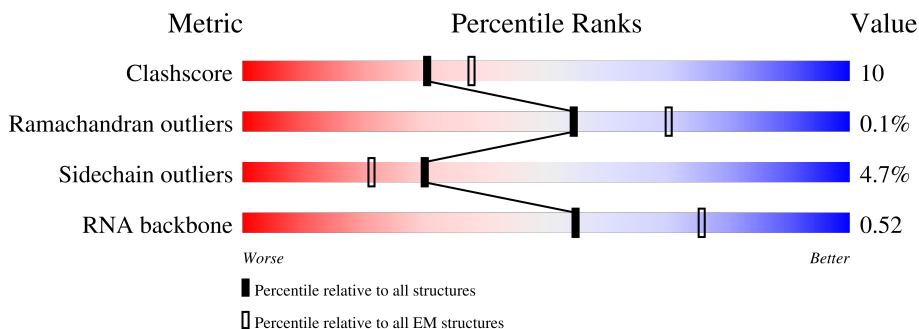
EMDB validation analysis : 0.0.1.dev43
MolProbity : 4.02b-467
Percentile statistics : 20191225.v01 (using entries in the PDB archive December 25th 2019)
MapQ : 1.9.9
Ideal geometry (proteins) : Engh & Huber (2001)
Ideal geometry (DNA, RNA) : Parkinson et al. (1996)
Validation Pipeline (wwPDB-VP) : 2.31.2

1 Overall quality at a glance i

The following experimental techniques were used to determine the structure:
ELECTRON MICROSCOPY

The reported resolution of this entry is 3.00 Å.

Percentile scores (ranging between 0-100) for global validation metrics of the entry are shown in the following graphic. The table shows the number of entries on which the scores are based.












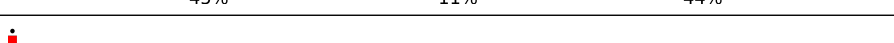


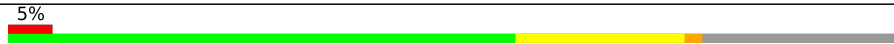





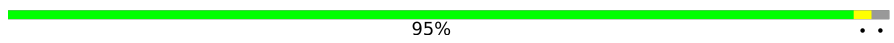
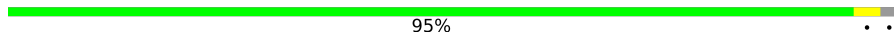
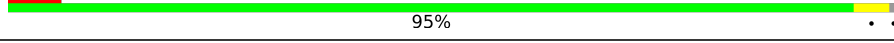




Metric	Whole archive (#Entries)	EM structures (#Entries)
Clashscore	158937	4297
Ramachandran outliers	154571	4023
Sidechain outliers	154315	3826
RNA backbone	4643	859

The table below summarises the geometric issues observed across the polymeric chains and their fit to the map. The red, orange, yellow and green segments of the bar indicate the fraction of residues that contain outliers for ≥ 3 , 2, 1 and 0 types of geometric quality criteria respectively. A grey segment represents the fraction of residues that are not modelled. The numeric value for each fraction is indicated below the corresponding segment, with a dot representing fractions $\leq 5\%$. The upper red bar (where present) indicates the fraction of residues that have poor fit to the EM map (all-atom inclusion $< 40\%$). The numeric value is given above the bar.

Mol	Chain	Length	Quality of chain
1	1	3497	
2	2	165	
3	3	302	
4	4	217	
5	5	387	
6	6	300	
7	A	295	

Continued on next page...

Continued from previous page...

Mol	Chain	Length	Quality of chain
8	B	388	
9	C	363	
10	D	578	
11	E	195	
12	F	250	
13	G	259	
14	H	190	
15	J	333	
16	K	373	
17	L	208	
18	M	134	
19	N	201	
20	O	197	
21	P	187	
22	Q	187	
23	S	176	
24	V	139	
25	Y	126	
26	b	642	
27	e	127	
28	f	108	
29	h	122	
30	i	99	
31	j	91	
32	m	740	

Continued on next page...

Continued from previous page...

Mol	Chain	Length	Quality of chain
33	o	276	
34	r	260	
35	t	249	
36	u	192	
37	v	209	
38	x	306	
39	y	244	
40	T	160	

2 Entry composition [i](#)

There are 41 unique types of molecules in this entry. The entry contains 80249 atoms, of which 0 are hydrogens and 0 are deuteriums.

In the tables below, the AltConf column contains the number of residues with at least one atom in alternate conformation and the Trace column contains the number of residues modelled with at most 2 atoms.

- Molecule 1 is a RNA chain called RNA (1095-MER).

Mol	Chain	Residues	Atoms					AltConf	Trace
			Total	C	N	O	P		
1	1	1433	30681	13703	5554	9991	1433	0	0

There is a discrepancy between the modelled and reference sequences:

Chain	Residue	Modelled	Actual	Comment	Reference
1	3196	U	C	conflict	GB 157310483

- Molecule 2 is a RNA chain called RNA (148-MER).

Mol	Chain	Residues	Atoms					AltConf	Trace
			Total	C	N	O	P		
2	2	130	2762	1236	487	909	130	0	0

- Molecule 3 is a protein called Protein mak16.

Mol	Chain	Residues	Atoms					AltConf	Trace
			Total	C	N	O	S		
3	3	192	1596	1010	304	276	6	0	0

- Molecule 4 is a protein called Ribosomal RNA-processing protein 1 homolog.

Mol	Chain	Residues	Atoms					AltConf	Trace
			Total	C	N	O	S		
4	4	210	1770	1153	302	307	8	0	0

- Molecule 5 is a protein called Ribosome biogenesis protein nsal.

Mol	Chain	Residues	Atoms					AltConf	Trace
			Total	C	N	O	S		
5	5	340	2686	1716	468	491	11	0	0

- Molecule 6 is a RNA chain called RNA (93-MER).

Mol	Chain	Residues	Atoms					AltConf	Trace
			Total	C	N	O	P		
6	6	56	1160	522	171	411	56	0	0

- Molecule 7 is a protein called Ribosome biogenesis protein brx1.

Mol	Chain	Residues	Atoms					AltConf	Trace
			Total	C	N	O	S		
7	A	254	2057	1303	374	372	8	0	0

- Molecule 8 is a protein called 60S ribosomal protein L3-A.

Mol	Chain	Residues	Atoms					AltConf	Trace
			Total	C	N	O	S		
8	B	332	2641	1676	488	468	9	0	0

- Molecule 9 is a protein called 60S ribosomal protein L4-B.

Mol	Chain	Residues	Atoms					AltConf	Trace
			Total	C	N	O	S		
9	C	329	2572	1631	487	451	3	0	0

- Molecule 10 is a protein called ATP-dependent RNA helicase has1.

Mol	Chain	Residues	Atoms					AltConf	Trace
			Total	C	N	O	S		
10	D	406	3001	1931	519	542	9	0	0

- Molecule 11 is a protein called 60S ribosomal protein L6.

Mol	Chain	Residues	Atoms					AltConf	Trace
			Total	C	N	O	S		
11	E	170	1328	854	243	228	3	0	0

- Molecule 12 is a protein called 60S ribosomal protein L7-B.

Mol	Chain	Residues	Atoms					AltConf	Trace
			Total	C	N	O	S		
12	F	240	1944	1250	356	335	3	0	0

- Molecule 13 is a protein called 60S ribosomal protein L8.

Mol	Chain	Residues	Atoms					AltConf	Trace
13	G	164	Total	C	N	O	S	1	0
			1273	816	223	232	2		

- Molecule 14 is a protein called 60S ribosomal protein L9-A.

Mol	Chain	Residues	Atoms				AltConf	Trace
14	H	155	Total	C	N	O	0	0
			764	454	155	155		

- Molecule 15 is a protein called Probable rRNA-processing protein ebp2.

Mol	Chain	Residues	Atoms				AltConf	Trace
15	J	89	Total	C	N	O	0	0
			444	266	89	89		

- Molecule 16 is a protein called Putative ribosome biogenesis protein C8F11.04.

Mol	Chain	Residues	Atoms				AltConf	Trace
16	K	243	Total	C	N	O	0	0
			1205	719	243	243		

- Molecule 17 is a protein called 60S ribosomal protein L13.

Mol	Chain	Residues	Atoms					AltConf	Trace
17	L	116	Total	C	N	O	S	0	0
			942	592	198	151	1		

- Molecule 18 is a protein called 60S ribosomal protein L14.

Mol	Chain	Residues	Atoms					AltConf	Trace
18	M	125	Total	C	N	O	S	0	0
			1007	644	191	168	4		

- Molecule 19 is a protein called 60S ribosomal protein L15-A.

Mol	Chain	Residues	Atoms					AltConf	Trace
19	N	166	Total	C	N	O	S	0	0
			1406	883	291	229	3		

- Molecule 20 is a protein called 60S ribosomal protein L16-B.

Mol	Chain	Residues	Atoms					AltConf	Trace
20	O	187	Total	C	N	O	S	0	0
			1487	958	281	245	3		

- Molecule 21 is a protein called 60S ribosomal protein L17-A.

Mol	Chain	Residues	Atoms					AltConf	Trace
21	P	145	Total	C	N	O	S	0	0
			1139	725	207	204	3		

- Molecule 22 is a protein called 60S ribosomal protein L18-A.

Mol	Chain	Residues	Atoms					AltConf	Trace
22	Q	135	Total	C	N	O	S	0	0
			1047	658	202	186	1		

- Molecule 23 is a protein called 60S ribosomal protein L20-A.

Mol	Chain	Residues	Atoms					AltConf	Trace
23	S	168	Total	C	N	O	S	0	0
			1402	906	260	231	5		

- Molecule 24 is a protein called 60S ribosomal protein L23-A.

Mol	Chain	Residues	Atoms				AltConf	Trace
24	V	113	Total	C	N	O	0	0
			554	327	113	114		

- Molecule 25 is a protein called 60S ribosomal protein L26.

Mol	Chain	Residues	Atoms					AltConf	Trace
25	Y	125	Total	C	N	O	S	0	0
			998	622	201	173	2		

- Molecule 26 is a protein called Probable nucleolar GTP-binding protein 1.

Mol	Chain	Residues	Atoms				AltConf	Trace
26	b	120	Total	C	N	O	0	0
			594	354	120	120		

- Molecule 27 is a protein called 60S ribosomal protein L32-A.

Mol	Chain	Residues	Atoms					AltConf	Trace
			Total	C	N	O	S		
27	e	124	995	621	202	167	5	0	0

- Molecule 28 is a protein called 60S ribosomal protein L33-B.

Mol	Chain	Residues	Atoms					AltConf	Trace
			Total	C	N	O	S		
28	f	106	839	534	162	140	3	0	0

- Molecule 29 is a protein called 60S ribosomal protein L35.

Mol	Chain	Residues	Atoms					AltConf	Trace
			Total	C	N	O	S		
29	h	121	999	629	194	176		0	0

- Molecule 30 is a protein called 60S ribosomal protein L36-B.

Mol	Chain	Residues	Atoms					AltConf	Trace
			Total	C	N	O	S		
30	i	98	768	478	159	130	1	0	0

- Molecule 31 is a protein called 60S ribosomal protein L37-B.

Mol	Chain	Residues	Atoms					AltConf	Trace
			Total	C	N	O	S		
31	j	71	563	346	121	90	6	0	0

- Molecule 32 is a protein called Ribosome biogenesis protein erb1.

Mol	Chain	Residues	Atoms					AltConf	Trace
			Total	C	N	O	S		
32	m	92	725	447	128	150		0	0

- Molecule 33 is a protein called Uncharacterized RNA-binding protein C1827.05c.

Mol	Chain	Residues	Atoms					AltConf	Trace
			Total	C	N	O	S		
33	o	129	992	636	180	170	6	0	0

- Molecule 34 is a protein called Ribosome biogenesis protein nsa2.

Mol	Chain	Residues	Atoms				AltConf	Trace
			Total	C	N	O		
34	r	50	249	149	50	50	0	0

- Molecule 35 is a protein called 60S ribosomal protein L7-A.

Mol	Chain	Residues	Atoms				AltConf	Trace
			Total	C	N	O		
35	t	23	216	132	49	35	0	0

- Molecule 36 is a protein called Ribosome biogenesis protein rlp24.

Mol	Chain	Residues	Atoms				AltConf	Trace
			Total	C	N	O		
36	u	102	506	302	102	102	0	0

- Molecule 37 is a protein called Nucleolar protein 16.

Mol	Chain	Residues	Atoms					AltConf	Trace
			Total	C	N	O	S		
37	v	161	1299	818	243	235	3	0	0

- Molecule 38 is a protein called Brix domain-containing protein C4F8.04.

Mol	Chain	Residues	Atoms					AltConf	Trace
			Total	C	N	O	S		
38	x	305	2516	1578	463	467	8	0	0

- Molecule 39 is a protein called Eukaryotic translation initiation factor 6.

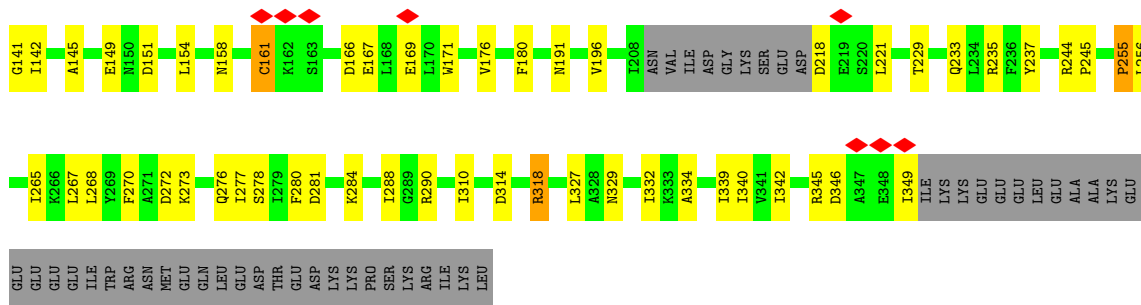
Mol	Chain	Residues	Atoms				AltConf	Trace
			Total	C	N	O		
39	y	198	974	578	198	198	0	0

- Molecule 40 is a protein called 60S ribosomal protein L21-A.

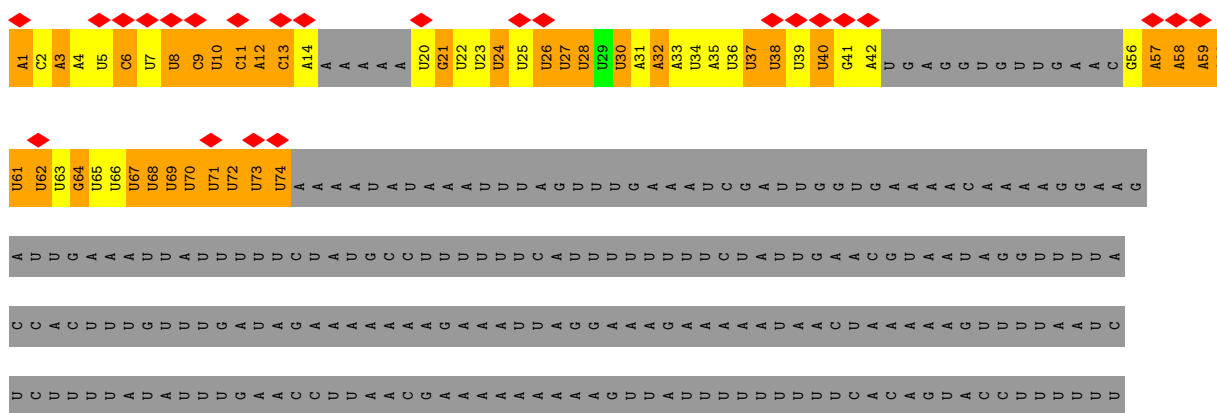
Mol	Chain	Residues	Atoms				AltConf	Trace
			Total	C	N	O		
40	T	19	147	93	26	28	0	0

- Molecule 41 is ZINC ION (three-letter code: ZN) (formula: Zn).

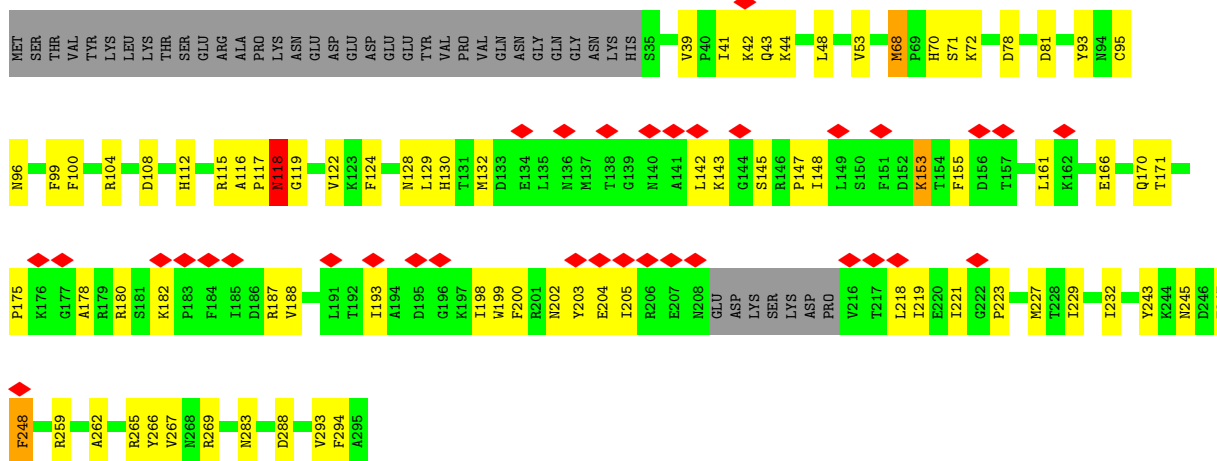
Mol	Chain	Residues	Atoms		AltConf
41	j	1	Total 1	Zn 1	0



• Molecule 6: RNA (93-MER)

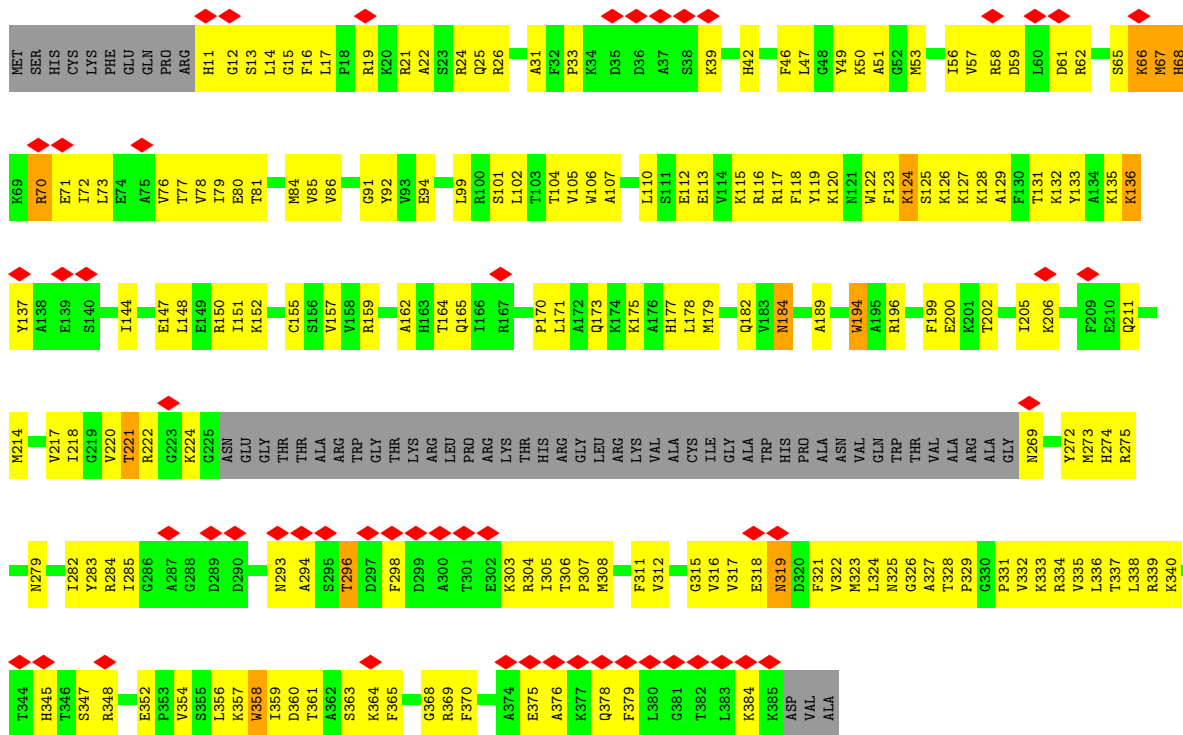


• Molecule 7: Ribosome biogenesis protein brx1

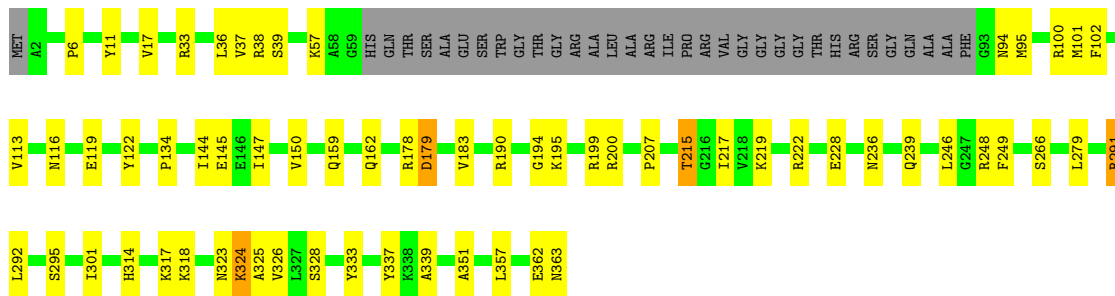


• Molecule 8: 60S ribosomal protein L3-A




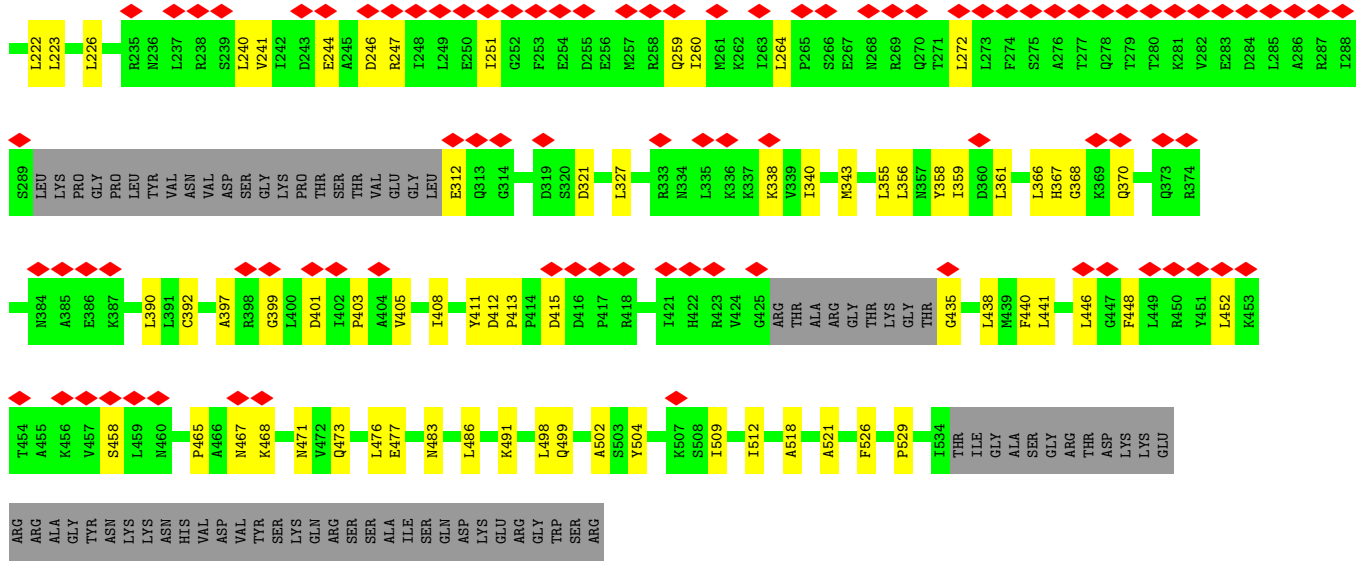


• Molecule 9: 60S ribosomal protein L4-B

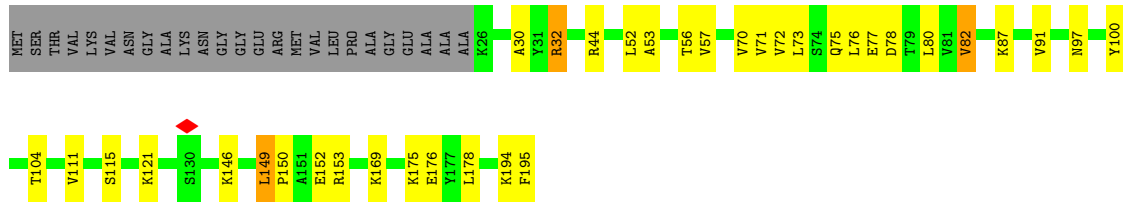


• Molecule 10: ATP-dependent RNA helicase has1

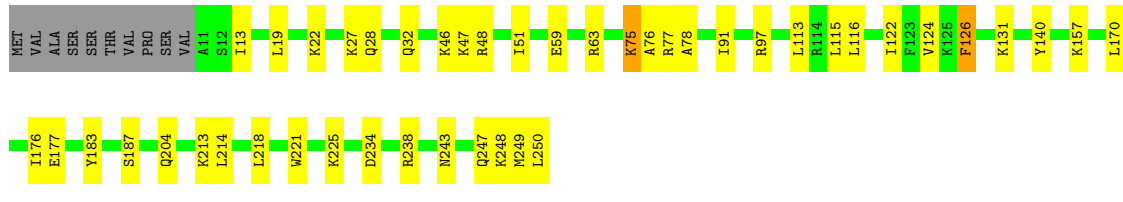
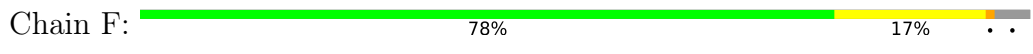




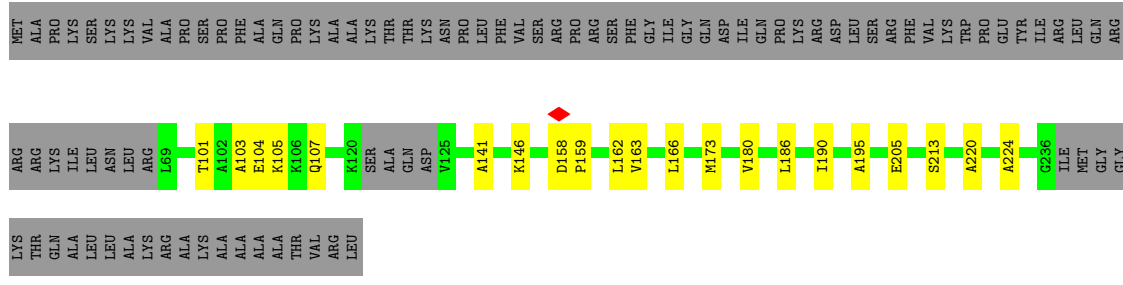
• Molecule 11: 60S ribosomal protein L6



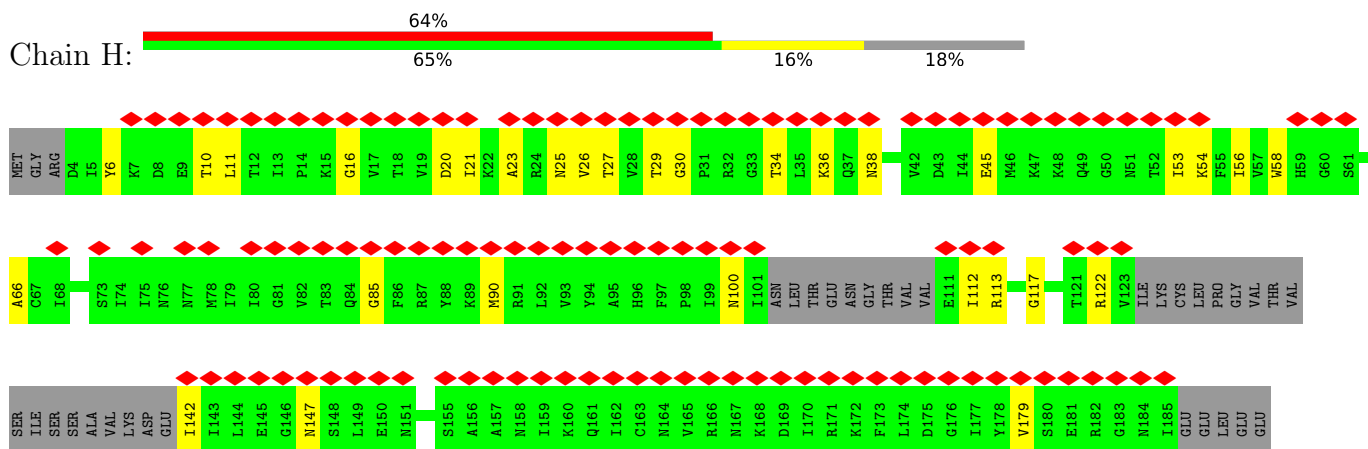
• Molecule 12: 60S ribosomal protein L7-B



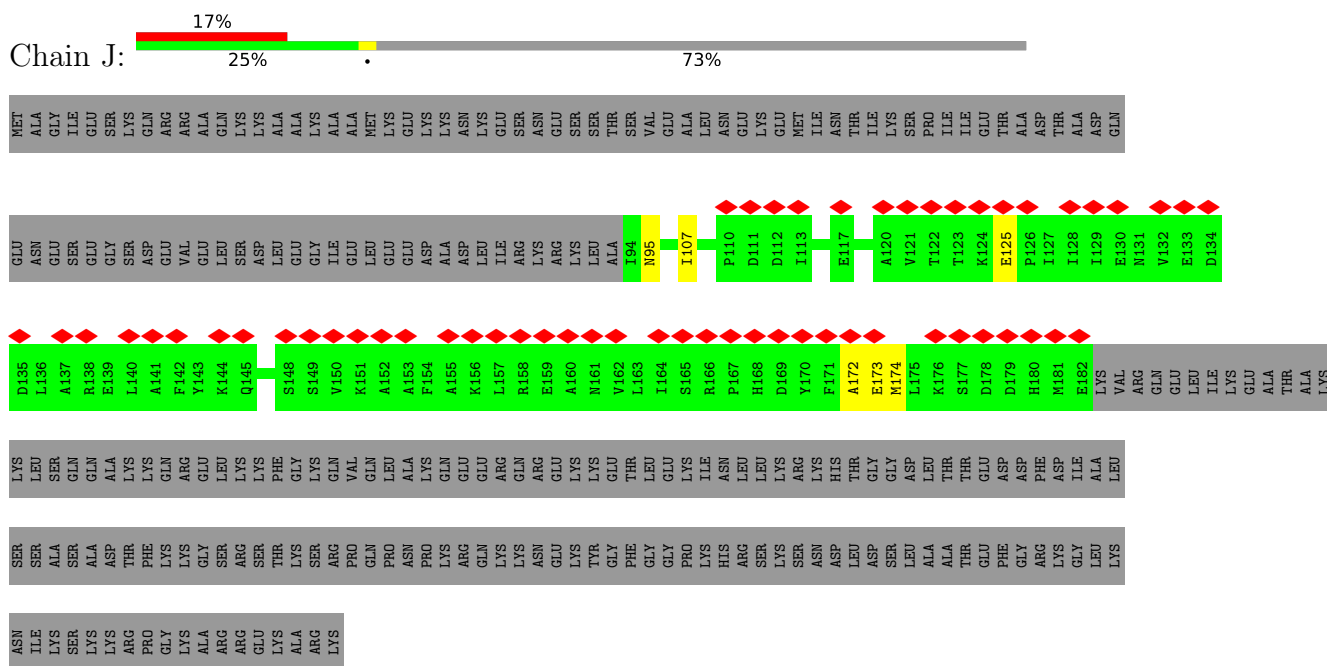
• Molecule 13: 60S ribosomal protein L8



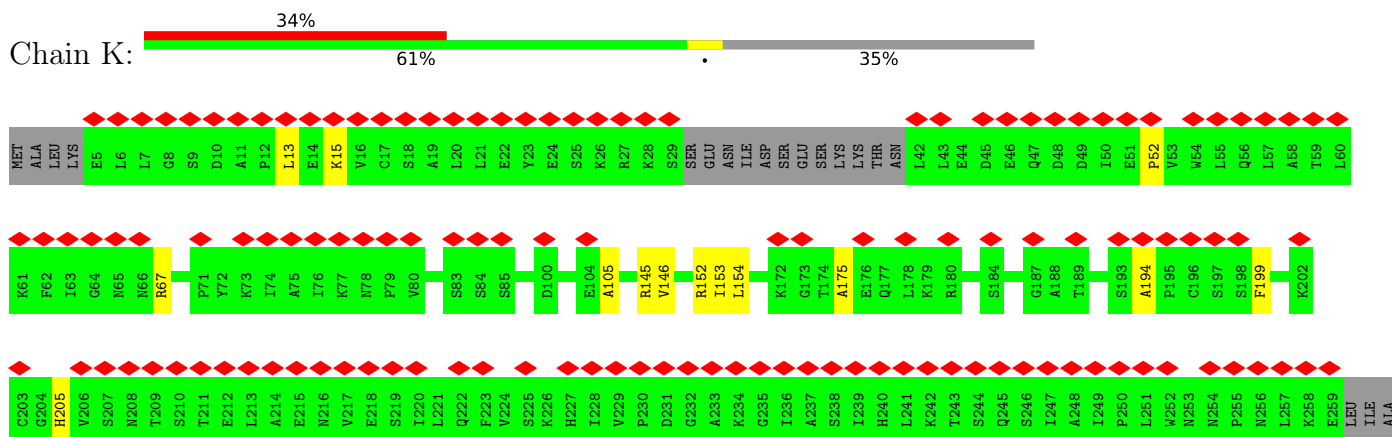
• Molecule 14: 60S ribosomal protein L9-A



• Molecule 15: Probable rRNA-processing protein ebp2



• Molecule 16: Putative ribosome biogenesis protein C8F11.04



SER SER SER ARG LYS LYS VAL VAL THR LYS GLU THR LYS THR THR ARG ALA ASP SER SER LYS ARG

SER VAL LYS ASP HIS VAL ALA LYS THR THR ASN ARG ASP ASP SER SER GLY SER LYS GLU ALA SER LYS VAL VAL VAL HIS

• Molecule 17: 60S ribosomal protein L13



MET ALA ILE VAL GLY GLN THR PRO ASN ALA HIS PHE HIS LYS ASP TRP GLN ARG Y21 R36 R39 Q40 T41 K42 A47 P48 V51 R55 K59 T62 L63 R64 Y65 N66 R73 E78 R88 V89 Q110 E114 R115 K134 K136 ASP

ALA THR ASP VAL SER GLY ALA GLN THR PRO THR VAL ALA VAL LEU PRO ILE THR LEU GLU ALA ASN PHE ASN ALA PHE SER THR TYR ARG ALA TYR ARG TYR ALA GLY ALA ARG ALA PHE GLN LYS

LYS ARG ALA GLU ALA LYS LYS

• Molecule 18: 60S ribosomal protein L14



MET GLU F4 R12 V16 E20 V29 D83 H34 K35 R36 A37 L38 I39 D40 S41 P42 F46 P47 R48 Q49 V50 I51 R52 Y53 V56 V57 T59 K64 L65 P66 R67 G68 A69 R70 I73 W78 D82 N85 K86 W87 A88 S89 A93

S103 Q104 L105 N106 D109 R110 K118 Q119 R120 R121 E122 Q123 N125 V126 A127 V128 ALA LYS ALA LEU LYS ALA

• Molecule 19: 60S ribosomal protein L15-A



MET G2 L7 E8 E9 K13 K14 Q15 S16 R38 R44 A48 R49 R50 Y53 R68 G69 GLY ARG LYS ARG PRO VAL PRO LYS GLY THR LYS THR GLY HIS PRO VAL HIS GLN GLY VAL ASN HIS LEU LYS TYR GLN R96 R99 C100 E104 C110 R114

W120 V121 Q123 K140 D145 I148 I151 E160 L164 K167 G168 S171 R172 G173 I174 G177 H178 R179 F180 ASN ASN SER PRO THR ALA THR W189 T194 R199 Y200 R201

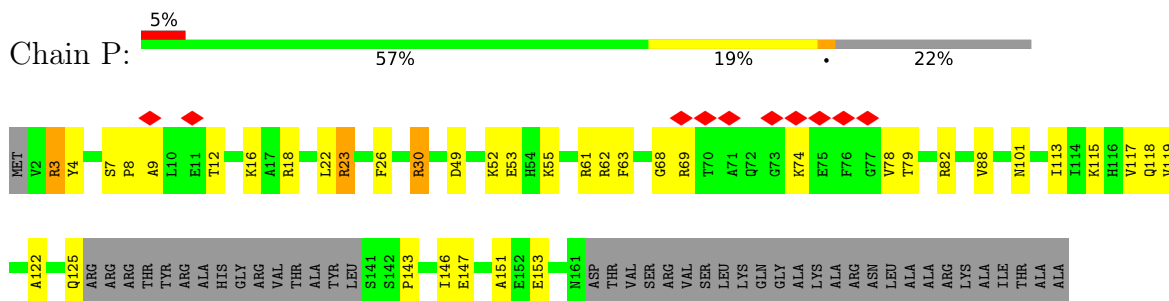
• Molecule 20: 60S ribosomal protein L16-B



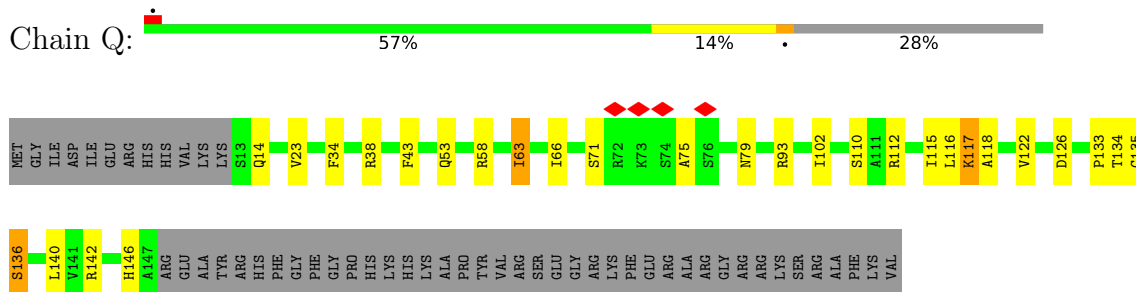
MET S2 K13 R19 L28 E41 I44 R50 N51 K52 L53 K54 Y55 L59 R60 K61 ALA CYS ARG TYR ASN PRO SER ARG A71 F72 H73 F74 R75 A76 R79 L100 L103 P111 P112 R118 P122 L125 P132 Y136 V139

S143 S144 E145 V146 G147 N151 D152 K156 L157 E158 E159 I179 K183 E184 A185 S186 L189 Q190 K191 Q194 Y197

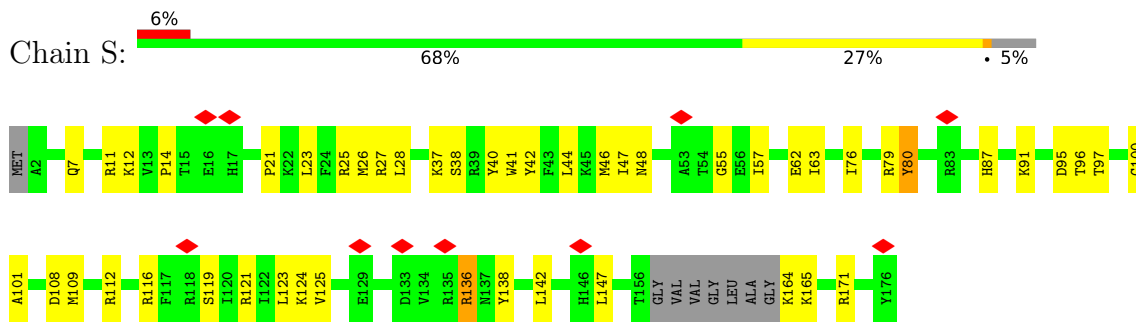
• Molecule 21: 60S ribosomal protein L17-A



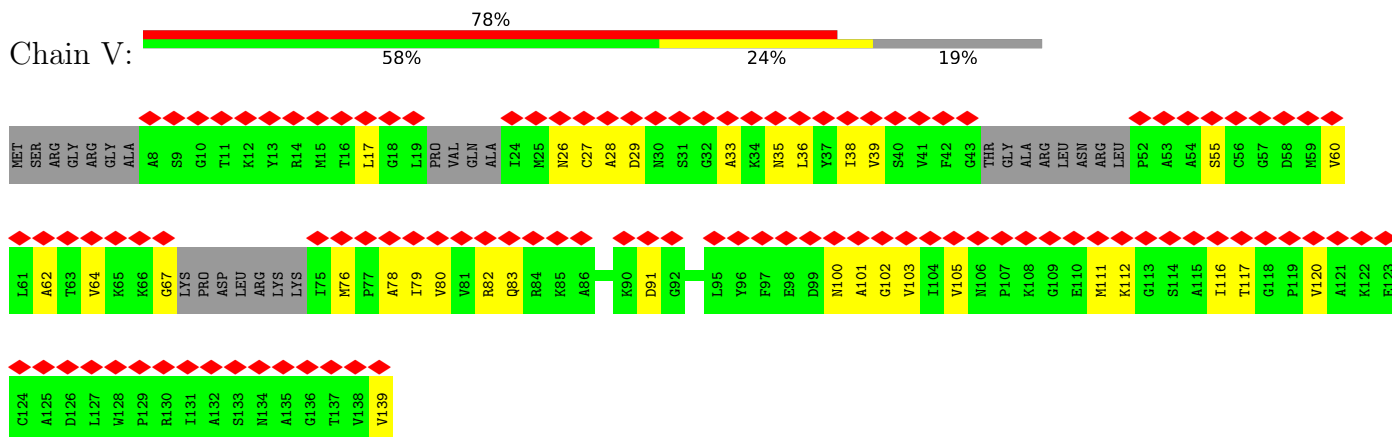
• Molecule 22: 60S ribosomal protein L18-A



• Molecule 23: 60S ribosomal protein L20-A



• Molecule 24: 60S ribosomal protein L23-A




• Molecule 25: 60S ribosomal protein L26

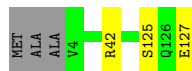




● Molecule 26: Probable nucleolar GTP-binding protein 1




● Molecule 27: 60S ribosomal protein L32-A

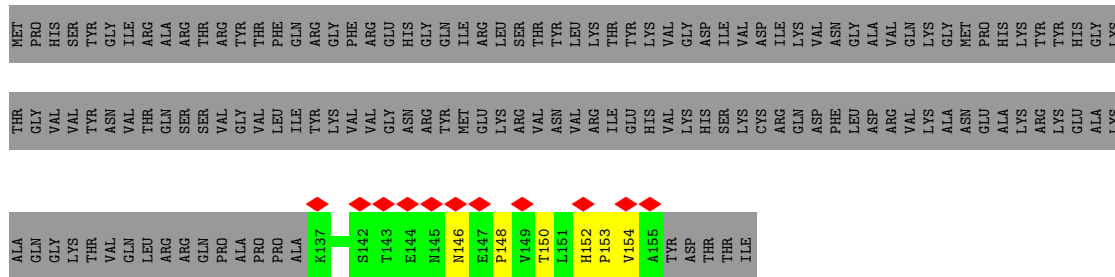


● Molecule 28: 60S ribosomal protein L33-B





• Molecule 40: 60S ribosomal protein L21-A



4 Experimental information

Property	Value	Source
EM reconstruction method	SINGLE PARTICLE	Depositor
Imposed symmetry	POINT, Not provided	
Number of particles used	220000	Depositor
Resolution determination method	FSC 0.143 CUT-OFF	Depositor
CTF correction method	PHASE FLIPPING AND AMPLITUDE CORRECTION	Depositor
Microscope	TFS KRIOS	Depositor
Voltage (kV)	300	Depositor
Electron dose ($e^-/\text{\AA}^2$)	60	Depositor
Minimum defocus (nm)	500	Depositor
Maximum defocus (nm)	2000	Depositor
Magnification	Not provided	
Image detector	GATAN K3 (6k x 4k)	Depositor
Maximum map value	0.774	Depositor
Minimum map value	-0.343	Depositor
Average map value	0.000	Depositor
Map value standard deviation	0.010	Depositor
Recommended contour level	0.05	Depositor
Map size (\AA)	542.72, 542.72, 542.72	wwPDB
Map dimensions	512, 512, 512	wwPDB
Map angles ($^\circ$)	90.0, 90.0, 90.0	wwPDB
Pixel spacing (\AA)	1.06, 1.06, 1.06	Depositor

5 Model quality [i](#)

5.1 Standard geometry [i](#)

Bond lengths and bond angles in the following residue types are not validated in this section:
ZN

The Z score for a bond length (or angle) is the number of standard deviations the observed value is removed from the expected value. A bond length (or angle) with $|Z| > 5$ is considered an outlier worth inspection. RMSZ is the root-mean-square of all Z scores of the bond lengths (or angles).

Mol	Chain	Bond lengths		Bond angles	
		RMSZ	# Z >5	RMSZ	# Z >5
1	1	0.35	0/34328	0.72	0/53470
2	2	0.34	0/3084	0.72	0/4794
3	3	0.31	0/1627	0.49	0/2188
4	4	0.28	0/1817	0.47	0/2454
5	5	0.26	0/2739	0.51	0/3702
6	6	0.23	0/1287	0.66	0/1990
7	A	0.25	0/2096	0.49	0/2826
8	B	0.31	0/2694	0.59	0/3619
9	C	0.30	0/2618	0.51	0/3531
10	D	0.25	0/3052	0.46	0/4138
11	E	0.29	0/1356	0.52	0/1829
12	F	0.27	0/1982	0.48	0/2658
13	G	0.28	0/1291	0.45	0/1742
14	H	0.24	0/761	0.43	0/1054
15	J	0.23	0/443	0.36	0/618
16	K	0.24	0/1203	0.41	0/1675
17	L	0.31	0/960	0.59	0/1288
18	M	0.26	0/1024	0.54	0/1375
19	N	0.31	0/1436	0.56	0/1920
20	O	0.27	0/1515	0.49	0/2028
21	P	0.27	0/1161	0.47	0/1559
22	Q	0.28	0/1058	0.55	0/1421
23	S	0.26	0/1438	0.54	0/1932
24	V	0.24	0/550	0.40	0/755
25	Y	0.29	0/1008	0.60	0/1341
26	b	0.23	0/590	0.33	0/816
27	e	0.30	0/1009	0.55	0/1345
28	f	0.31	0/859	0.54	0/1152
29	h	0.29	0/1008	0.54	0/1340
30	i	0.27	0/775	0.53	0/1030
31	j	0.26	0/575	0.55	0/761
32	m	0.26	0/738	0.48	0/997

Mol	Chain	Bond lengths		Bond angles	
		RMSZ	# Z >5	RMSZ	# Z >5
33	o	0.32	0/1014	0.66	0/1366
34	r	0.23	0/247	0.36	0/342
35	t	0.30	0/218	0.62	0/287
36	u	0.23	0/504	0.36	0/700
37	v	0.26	0/1319	0.49	0/1769
38	x	0.27	0/2562	0.51	0/3432
39	y	0.24	0/971	0.43	0/1345
40	T	0.23	0/151	0.42	0/207
All	All	0.31	0/85068	0.62	0/122796

There are no bond length outliers.

There are no bond angle outliers.

There are no chirality outliers.

There are no planarity outliers.

5.2 Too-close contacts [i](#)

In the following table, the Non-H and H(model) columns list the number of non-hydrogen atoms and hydrogen atoms in the chain respectively. The H(added) column lists the number of hydrogen atoms added and optimized by MolProbity. The Clashes column lists the number of clashes within the asymmetric unit, whereas Symm-Clashes lists symmetry-related clashes.

Mol	Chain	Non-H	H(model)	H(added)	Clashes	Symm-Clashes
1	1	30681	0	15431	331	0
2	2	2762	0	1399	24	0
3	3	1596	0	1645	22	0
4	4	1770	0	1788	36	0
5	5	2686	0	2745	47	0
6	6	1160	0	586	95	0
7	A	2057	0	2088	52	0
8	B	2641	0	2727	197	0
9	C	2572	0	2705	49	0
10	D	3001	0	2897	49	0
11	E	1328	0	1408	26	0
12	F	1944	0	2035	29	0
13	G	1273	0	1348	11	0
14	H	764	0	330	18	0
15	J	444	0	202	6	0
16	K	1205	0	528	9	0
17	L	942	0	1012	14	0

Continued on next page...

Continued from previous page...

Mol	Chain	Non-H	H(model)	H(added)	Clashes	Symm-Clashes
18	M	1007	0	1072	30	0
19	N	1406	0	1441	25	0
20	O	1487	0	1585	32	0
21	P	1139	0	1158	27	0
22	Q	1047	0	1142	20	0
23	S	1402	0	1451	35	0
24	V	554	0	272	20	0
25	Y	998	0	1090	18	0
26	b	594	0	258	0	0
27	e	995	0	1059	0	0
28	f	839	0	866	0	0
29	h	999	0	1092	0	0
30	i	768	0	835	0	0
31	j	563	0	578	0	0
32	m	725	0	660	0	0
33	o	992	0	939	0	0
34	r	249	0	117	0	0
35	t	216	0	219	0	0
36	u	506	0	226	0	0
37	v	1299	0	1347	0	0
38	x	2516	0	2524	0	0
39	y	974	0	448	0	0
40	T	147	0	140	9	0
41	j	1	0	0	0	0
All	All	80249	0	61393	1081	0

The all-atom clashscore is defined as the number of clashes found per 1000 atoms (including hydrogen atoms). The all-atom clashscore for this structure is 10.

All (1081) close contacts within the same asymmetric unit are listed below, sorted by their clash magnitude.

Atom-1	Atom-2	Interatomic distance (Å)	Clash overlap (Å)
8:B:331:PRO:HD2	8:B:334:ARG:HE	1.30	0.95
8:B:58:ARG:HB2	8:B:356:LEU:HD22	1.49	0.93
1:1:543:G:H1	1:1:582:G:H22	1.15	0.92
8:B:211:GLN:HB2	8:B:285:ILE:HG13	1.50	0.92
6:6:59:A:H3'	6:6:60:A:H8	1.32	0.92
8:B:311:PHE:HA	8:B:364:LYS:HG3	1.54	0.90
8:B:76:VAL:HA	8:B:325:ASN:HA	1.55	0.88
1:1:3133:U:H4'	8:B:65:SER:HA	1.56	0.87
6:6:70:U:H1'	6:6:71:U:H3	1.42	0.84

Continued on next page...

Continued from previous page...

Atom-1	Atom-2	Interatomic distance (Å)	Clash overlap (Å)
8:B:91:GLY:HA3	8:B:151:ILE:HD12	1.61	0.82
1:1:312:G:H1	1:1:319:U:H3	1.28	0.81
6:6:9:C:H5''	16:K:145:ARG:HA	1.63	0.80
8:B:56:ILE:HG22	8:B:360:ASP:H	1.47	0.80
3:3:158:GLU:HB2	21:P:12:THR:HG21	1.67	0.77
8:B:220:VAL:HA	8:B:274:HIS:HA	1.67	0.77
4:4:173:TYR:HB2	4:4:177:VAL:HG12	1.66	0.76
6:6:10:U:H3	6:6:24:U:H3	1.34	0.76
8:B:59:ASP:HA	8:B:71:GLU:HA	1.67	0.75
1:1:189:G:H22	1:1:243:C:H5	1.34	0.75
6:6:38:U:H2'	6:6:39:U:C6	2.21	0.75
7:A:245:ASN:ND2	7:A:247:THR:OG1	2.20	0.75
6:6:70:U:H1'	6:6:71:U:N3	2.01	0.74
16:K:67:ARG:HA	16:K:194:ALA:HA	1.68	0.74
6:6:61:U:H3'	6:6:62:U:H4'	1.69	0.74
8:B:57:VAL:HA	8:B:73:LEU:HA	1.70	0.73
6:6:3:A:H2'	6:6:4:A:C8	2.24	0.73
8:B:56:ILE:HD12	8:B:359:ILE:HD13	1.69	0.72
1:1:445:G:H1	1:1:647:A:H61	1.35	0.72
6:6:58:A:HO2'	6:6:59:A:H8	1.37	0.72
1:1:3140:A:H5''	8:B:12:GLY:H	1.54	0.72
1:1:3397:A:OP1	8:B:124:LYS:NZ	2.23	0.72
1:1:3417:A:OP1	1:1:3419:G:N2	2.22	0.72
1:1:531:A:OP2	12:F:77:ARG:NH1	2.23	0.72
6:6:20:U:H2'	6:6:21:G:C8	2.25	0.72
1:1:3133:U:H5''	8:B:62:ARG:HH11	1.53	0.71
5:5:218:ASP:HB3	5:5:221:LEU:HD22	1.70	0.71
8:B:119:TYR:HE2	8:B:129:ALA:HB2	1.55	0.71
4:4:38:ARG:HG3	4:4:82:LEU:HD11	1.73	0.71
1:1:3182:G:N2	1:1:3475:U:O2'	2.23	0.71
1:1:1222:U:OP2	20:O:50:ARG:NH1	2.23	0.71
9:C:363:ASN:OD1	23:S:124:LYS:NZ	2.23	0.71
1:1:1221:A:H8	1:1:1328:C:H4'	1.55	0.71
6:6:13:C:H2'	6:6:14:A:C8	2.26	0.71
6:6:59:A:H3'	6:6:60:A:C8	2.21	0.70
1:1:265:C:H2'	1:1:266:G:H5''	1.72	0.70
1:1:835:C:H4'	9:C:94:ASN:HD21	1.57	0.70
4:4:46:LYS:HG2	7:A:293:VAL:HG11	1.73	0.70
23:S:80:TYR:HB3	23:S:87:HIS:HB2	1.72	0.70
18:M:33:ASP:OD1	18:M:34:HIS:N	2.24	0.70
1:1:539:A:H1'	1:1:588:G:H22	1.57	0.69

Continued on next page...

Continued from previous page...

Atom-1	Atom-2	Interatomic distance (Å)	Clash overlap (Å)
10:D:312:GLU:N	10:D:458:SER:HG	1.89	0.69
8:B:14:LEU:HA	8:B:17:LEU:HB2	1.74	0.69
20:O:76:ALA:HB3	20:O:79:ARG:HG2	1.72	0.69
23:S:123:LEU:O	40:T:152:HIS:ND1	2.23	0.69
1:1:14:U:O4	2:2:144:G:N2	2.26	0.69
1:1:3315:A:OP2	18:M:118:LYS:NZ	2.25	0.69
1:1:769:U:H3	22:Q:142:ARG:HH21	1.40	0.69
5:5:154:LEU:HB2	5:5:180:PHE:HB3	1.75	0.69
3:3:11:VAL:O	3:3:19:ARG:NH2	2.26	0.68
7:A:147:PRO:HB3	7:A:187:ARG:HG3	1.75	0.68
1:1:3254:G:H1	1:1:3392:A:H61	1.41	0.68
1:1:3409:C:H3'	1:1:3410:G:H21	1.58	0.68
9:C:162:GLN:OE1	9:C:219:LYS:NZ	2.27	0.68
8:B:307:PRO:HG2	8:B:364:LYS:HG2	1.75	0.68
1:1:505:G:H1	1:1:644:A:H61	1.41	0.68
6:6:39:U:C2	6:6:40:U:H1'	2.29	0.68
9:C:116:ASN:HB2	9:C:119:GLU:HG3	1.74	0.68
19:N:96:ARG:NH2	19:N:100:CYS:SG	2.67	0.67
6:6:38:U:H2'	6:6:39:U:H6	1.59	0.67
20:O:183:LYS:O	20:O:189:ASN:ND2	2.28	0.67
8:B:110:LEU:HB2	8:B:115:LYS:HE3	1.77	0.67
25:Y:124:LYS:N	25:Y:124:LYS:HE2	2.10	0.67
1:1:1341:G:HO2'	1:1:2468:A:HO2'	1.43	0.66
20:O:159:GLU:OE2	20:O:159:GLU:N	2.22	0.66
1:1:3146:U:H3	1:1:3190:A:H1'	1.60	0.66
4:4:111:ARG:NH1	4:4:167:GLU:OE2	2.26	0.66
8:B:126:LYS:HB2	8:B:128:LYS:HG2	1.78	0.66
5:5:22:ASP:OD1	5:5:329:ASN:ND2	2.28	0.66
1:1:3285:G:H22	1:1:3302:U:H3	1.43	0.66
2:2:11:A:O2'	21:P:61:ARG:NH2	2.28	0.66
23:S:76:ILE:HG23	23:S:125:VAL:HG22	1.76	0.66
3:3:20:ILE:HD11	3:3:29:ARG:HB3	1.78	0.65
6:6:61:U:H3'	6:6:62:U:C4'	2.26	0.65
8:B:94:GLU:OE2	8:B:94:GLU:N	2.20	0.65
1:1:816:A:O2'	22:Q:93:ARG:NH2	2.30	0.65
1:1:997:A:H3'	1:1:998:U:H5''	1.77	0.65
8:B:294:ALA:HA	8:B:359:ILE:HG13	1.78	0.65
6:6:71:U:H4'	6:6:72:U:C6	2.32	0.65
11:E:194:LYS:O	18:M:110:ARG:NH2	2.30	0.65
6:6:23:U:H2'	6:6:24:U:C6	2.32	0.65
1:1:123:A:OP1	13:G:105:LYS:NZ	2.30	0.65

Continued on next page...

Continued from previous page...

Atom-1	Atom-2	Interatomic distance (Å)	Clash overlap (Å)
1:1:753:G:N2	22:Q:140:LEU:O	2.30	0.64
24:V:80:VAL:HA	24:V:102:GLY:HA2	1.77	0.64
1:1:832:G:N2	1:1:835:C:OP1	2.30	0.64
8:B:312:VAL:HG23	8:B:364:LYS:HD3	1.78	0.64
8:B:77:THR:N	8:B:324:LEU:O	2.31	0.64
2:2:64:G:H21	2:2:70:C:H5'	1.62	0.64
9:C:94:ASN:HD22	9:C:102:PHE:HB2	1.61	0.64
1:1:3179:G:N2	1:1:3434:G:OP1	2.31	0.64
20:O:75:ARG:HD3	20:O:147:GLY:HA3	1.80	0.64
18:M:40:ASP:OD1	18:M:41:SER:N	2.31	0.64
23:S:12:LYS:HA	23:S:55:GLY:HA2	1.80	0.64
7:A:283:ASN:OD1	22:Q:117:LYS:NZ	2.31	0.64
1:1:1424:A:N6	1:1:1452:A:O2'	2.31	0.63
1:1:498:U:H3'	1:1:499:G:H5''	1.79	0.63
1:1:1386:G:OP1	11:E:32:ARG:NH1	2.31	0.63
23:S:11:ARG:HH12	23:S:14:PRO:HD3	1.63	0.63
24:V:26:ASN:HA	24:V:35:ASN:HA	1.80	0.63
1:1:25:U:O2'	1:1:27:C:N4	2.26	0.63
1:1:3150:U:H2'	1:1:3151:A:C4	2.34	0.63
6:6:12:A:H61	6:6:22:U:H3	1.45	0.63
6:6:8:U:H5''	16:K:146:VAL:HA	1.81	0.63
18:M:120:ARG:NH1	20:O:189:ASN:OD1	2.32	0.63
6:6:34:U:H2'	6:6:35:A:H8	1.64	0.62
6:6:37:U:HO2'	6:6:38:U:H6	1.46	0.62
1:1:715:U:O2	9:C:222:ARG:NH1	2.33	0.62
4:4:24:GLU:O	4:4:28:ARG:NH2	2.32	0.62
1:1:189:G:H1	1:1:243:C:H41	1.48	0.62
8:B:56:ILE:HG13	8:B:356:LEU:HD21	1.82	0.62
9:C:195:LYS:HB2	9:C:200:ARG:HD2	1.82	0.62
5:5:69:VAL:HG21	5:5:342:ILE:HD12	1.82	0.62
1:1:3434:G:H1'	1:1:3471:A:H61	1.64	0.62
1:1:990:C:O2'	1:1:995:G:N1	2.32	0.62
8:B:66:LYS:HE3	8:B:67:MET:HG2	1.81	0.61
1:1:34:A:N3	1:1:842:A:O2'	2.31	0.61
2:2:57:G:H1	2:2:62:A:H61	1.48	0.61
7:A:96:ASN:HB2	7:A:115:ARG:HH21	1.65	0.61
7:A:96:ASN:HD22	7:A:115:ARG:NH2	1.98	0.61
1:1:276:A:OP1	19:N:50:ARG:NH1	2.33	0.61
8:B:102:LEU:HD21	8:B:150:ARG:HG2	1.81	0.61
25:Y:43:LYS:HB2	25:Y:123:GLY:HA2	1.82	0.61
1:1:461:A:H4'	1:1:462:U:OP1	1.99	0.61

Continued on next page...

Continued from previous page...

Atom-1	Atom-2	Interatomic distance (Å)	Clash overlap (Å)
2:2:56:A:HO2'	2:2:57:G:H8	1.47	0.61
3:3:43:CYS:O	3:3:47:ASN:ND2	2.26	0.61
7:A:116:ALA:HB3	7:A:117:PRO:HD3	1.81	0.61
8:B:26:ARG:HD2	8:B:179:MET:HB2	1.82	0.61
1:1:712:U:OP2	17:L:36:ARG:NH2	2.32	0.61
4:4:95:TRP:O	9:C:291:ARG:NH2	2.32	0.61
1:1:549:G:H1	1:1:575:G:H22	1.49	0.61
1:1:1459:U:H4'	9:C:38:ARG:HD2	1.83	0.61
6:6:36:U:H3	6:6:60:A:HO2'	1.49	0.61
1:1:3147:U:H2'	1:1:3148:G:H8	1.65	0.61
1:1:3369:A:H4'	1:1:3370:U:H5'	1.81	0.61
8:B:72:ILE:HA	24:V:91:ASP:HA	1.81	0.61
1:1:3140:A:H4'	8:B:13:SER:H	1.64	0.60
1:1:671:A:C8	1:1:2460:A:H1'	2.36	0.60
6:6:35:A:C4	6:6:62:U:C2	2.89	0.60
23:S:11:ARG:HD2	23:S:21:PRO:HG2	1.82	0.60
1:1:3098:C:H5''	8:B:178:LEU:HD22	1.84	0.60
1:1:3360:G:H4'	18:M:122:GLU:HG2	1.82	0.60
6:6:20:U:H2'	6:6:21:G:H8	1.67	0.60
18:M:34:HIS:HD1	23:S:138:TYR:HH	1.47	0.60
8:B:92:TYR:N	8:B:155:CYS:SG	2.75	0.60
1:1:669:G:H1'	1:1:1148:G:H21	1.66	0.60
1:1:3305:C:OP2	1:1:3306:C:N4	2.35	0.60
8:B:53:MET:HA	8:B:77:THR:HA	1.84	0.59
5:5:267:LEU:HD11	5:5:281:ASP:HA	1.83	0.59
7:A:202:ASN:HB3	7:A:221:ILE:HB	1.83	0.59
1:1:3122:G:N2	1:1:3125:A:OP2	2.35	0.59
9:C:328:SER:O	12:F:48:ARG:NH2	2.35	0.59
1:1:27:C:H2'	1:1:28:G:H5''	1.85	0.59
1:1:1380:A:H3'	12:F:22:LYS:HD2	1.85	0.59
1:1:3134:U:H4'	8:B:66:LYS:HD3	1.84	0.59
7:A:243:TYR:HA	15:J:95:ASN:H	1.67	0.59
1:1:840:A:H3'	1:1:841:G:H8	1.67	0.59
1:1:1006:A:OP1	22:Q:14:GLN:NE2	2.36	0.59
8:B:331:PRO:HD2	8:B:334:ARG:NE	2.11	0.59
12:F:59:GLU:OE2	12:F:63:ARG:NH2	2.36	0.59
7:A:44:LYS:HB3	7:A:95:CYS:HA	1.84	0.59
8:B:221:THR:HG22	8:B:272:TYR:N	2.18	0.59
6:6:34:U:H2'	6:6:35:A:C8	2.38	0.59
1:1:63:A:OP1	19:N:172:ARG:NH2	2.36	0.58
1:1:3192:C:H4'	8:B:326:GLY:HA2	1.85	0.58

Continued on next page...

Continued from previous page...

Atom-1	Atom-2	Interatomic distance (Å)	Clash overlap (Å)
7:A:41:ILE:HG12	7:A:178:ALA:HA	1.85	0.58
7:A:128:ASN:OD1	7:A:130:HIS:NE2	2.36	0.58
7:A:188:VAL:HG23	7:A:205:ILE:HD11	1.85	0.58
8:B:294:ALA:HB2	8:B:305:ILE:HA	1.84	0.58
9:C:144:ILE:HA	9:C:147:ILE:HD13	1.85	0.58
11:E:152:GLU:OE1	11:E:152:GLU:N	2.20	0.58
23:S:7:GLN:HB3	23:S:63:ILE:HD11	1.85	0.58
4:4:187:ASP:OD2	4:4:208:ARG:NH1	2.36	0.58
1:1:366:G:N2	1:1:369:A:OP2	2.26	0.58
7:A:44:LYS:HA	7:A:70:HIS:HD2	1.68	0.58
10:D:143:PHE:HD2	10:D:241:VAL:HG11	1.68	0.58
10:D:355:LEU:HD21	10:D:476:LEU:HD11	1.84	0.58
1:1:359:A:H5''	2:2:59:G:H22	1.68	0.58
4:4:52:MET:HG2	4:4:109:LEU:HD22	1.86	0.58
21:P:18:ARG:NH1	21:P:147:GLU:OE1	2.37	0.58
1:1:3106:U:H5'	8:B:14:LEU:HB2	1.86	0.58
6:6:64:G:H3'	6:6:65:U:C6	2.39	0.58
1:1:458:G:H1	1:1:494:A:H2	1.51	0.58
6:6:3:A:H2'	6:6:4:A:H8	1.67	0.58
1:1:86:G:O2'	1:1:98:G:O6	2.22	0.57
19:N:114:ARG:NH1	19:N:151:ILE:O	2.37	0.57
1:1:3156:C:O2'	1:1:3433:U:O2'	2.20	0.57
24:V:36:LEU:HA	24:V:64:VAL:HA	1.86	0.57
5:5:65:GLU:HB2	5:5:76:LEU:HD11	1.86	0.57
7:A:42:LYS:HG3	7:A:43:GLN:HE21	1.67	0.57
13:G:101:THR:HB	13:G:104:GLU:HG3	1.87	0.57
25:Y:111:ASP:HB2	25:Y:113:ASP:OD1	2.04	0.57
1:1:1220:C:N4	1:1:1347:U:OP2	2.35	0.57
1:1:3417:A:H1'	1:1:3490:A:H5''	1.86	0.57
9:C:351:ALA:HB1	12:F:78:ALA:HB2	1.87	0.57
21:P:119:VAL:HG22	21:P:146:ILE:HG12	1.85	0.57
1:1:498:U:H3'	1:1:499:G:C5'	2.33	0.57
1:1:615:G:N2	1:1:637:U:OP1	2.31	0.57
18:M:41:SER:HB3	18:M:46:PHE:HB3	1.86	0.57
25:Y:65:ARG:NH2	25:Y:83:ARG:O	2.38	0.57
5:5:149:GLU:HA	5:5:196:VAL:HG23	1.86	0.57
7:A:78:ASP:OD1	7:A:78:ASP:N	2.36	0.57
10:D:136:GLY:HA3	10:D:399:GLY:HA3	1.86	0.57
18:M:50:VAL:HG21	23:S:96:THR:HG21	1.87	0.57
1:1:28:G:O2'	1:1:61:A:N3	2.38	0.57
8:B:57:VAL:HG23	8:B:357:LYS:HB2	1.87	0.57

Continued on next page...

Continued from previous page...

Atom-1	Atom-2	Interatomic distance (Å)	Clash overlap (Å)
8:B:128:LYS:HE3	8:B:132:LYS:HZ2	1.70	0.57
1:1:3145:A:O2'	8:B:364:LYS:HE3	2.05	0.56
17:L:21:TYR:HB3	19:N:194:THR:HG22	1.86	0.56
8:B:119:TYR:CE2	8:B:129:ALA:HB2	2.38	0.56
1:1:2438:C:H5''	21:P:68:GLY:HA3	1.87	0.56
1:1:3217:U:H1'	1:1:3218:A:H5''	1.88	0.56
1:1:3336:G:H1	1:1:3351:U:H3	1.52	0.56
6:6:41:G:H2'	6:6:42:A:O4'	2.05	0.56
5:5:38:GLU:HG2	5:5:43:LYS:HD3	1.87	0.56
8:B:285:ILE:HG12	8:B:322:VAL:HG12	1.86	0.56
6:6:10:U:H2'	6:6:11:C:C6	2.40	0.56
1:1:677:G:OP1	1:1:1470:U:O2'	2.21	0.56
8:B:58:ARG:HE	8:B:354:VAL:HA	1.71	0.56
8:B:131:THR:O	8:B:135:LYS:HG2	2.04	0.56
14:H:100:ASN:N	14:H:113:ARG:O	2.39	0.56
1:1:1385:U:OP2	1:1:1386:G:O2'	2.21	0.56
8:B:132:LYS:O	8:B:136:LYS:HG2	2.05	0.56
8:B:348:ARG:HD2	8:B:348:ARG:H	1.70	0.56
14:H:11:LEU:O	14:H:53:ILE:N	2.39	0.56
24:V:60:VAL:H	24:V:78:ALA:H	1.53	0.56
1:1:3150:U:OP2	1:1:3151:A:N6	2.35	0.56
7:A:262:ALA:HA	7:A:265:ARG:HG3	1.88	0.56
10:D:401:ASP:N	10:D:401:ASP:OD1	2.36	0.56
10:D:473:GLN:NE2	10:D:477:GLU:OE2	2.33	0.56
1:1:297:A:H2'	1:1:298:G:H8	1.71	0.56
1:1:3287:A:H62	1:1:3299:U:H3	1.54	0.56
6:6:25:U:H2'	6:6:26:U:H5'	1.87	0.56
1:1:1157:G:C4	1:1:1158:G:H1'	2.41	0.55
8:B:117:ARG:NH2	8:B:175:LYS:O	2.39	0.55
6:6:7:U:O4	6:6:28:U:H1'	2.06	0.55
8:B:206:LYS:NZ	8:B:285:ILE:O	2.38	0.55
10:D:246:ASP:N	10:D:246:ASP:OD1	2.39	0.55
25:Y:113:ASP:OD1	25:Y:113:ASP:N	2.35	0.55
1:1:717:A:O2'	25:Y:5:ARG:NH2	2.39	0.55
8:B:171:LEU:HD22	8:B:333:LYS:HD2	1.88	0.55
1:1:3286:U:H3	1:1:3301:C:H42	1.52	0.55
1:1:3410:G:H1'	21:P:69:ARG:HH21	1.72	0.55
5:5:50:LYS:HB2	5:5:340:ILE:HD12	1.89	0.55
10:D:226:LEU:HD13	10:D:260:ILE:HD11	1.87	0.55
8:B:217:VAL:HB	8:B:338:LEU:HD23	1.88	0.55
14:H:112:ILE:O	14:H:122:ARG:N	2.39	0.55

Continued on next page...

Continued from previous page...

Atom-1	Atom-2	Interatomic distance (Å)	Clash overlap (Å)
24:V:28:ALA:HB1	24:V:117:THR:H	1.70	0.55
25:Y:49:VAL:HG21	25:Y:79:LEU:HD21	1.87	0.55
1:1:3358:U:H3'	1:1:3359:U:H4'	1.89	0.55
8:B:57:VAL:HG22	8:B:358:TRP:HE3	1.71	0.55
9:C:363:ASN:HD21	40:T:152:HIS:CE1	2.24	0.55
21:P:122:ALA:HB3	21:P:143:PRO:HB2	1.88	0.55
23:S:91:LYS:NZ	23:S:108:ASP:OD2	2.40	0.55
24:V:82:ARG:O	24:V:101:ALA:N	2.40	0.55
4:4:100:ILE:HG23	9:C:291:ARG:HA	1.89	0.55
10:D:140:THR:HA	10:D:143:PHE:HE1	1.71	0.55
8:B:159:ARG:HG2	8:B:182:GLN:HB2	1.88	0.55
19:N:104:GLU:HA	19:N:160:GLU:HG3	1.89	0.55
1:1:644:A:H4'	1:1:645:U:OP2	2.05	0.55
8:B:106:TRP:HH2	8:B:118:PHE:HZ	1.55	0.55
8:B:221:THR:OG1	8:B:329:PRO:HB3	2.06	0.55
18:M:123:GLN:O	18:M:125:ASN:ND2	2.40	0.55
19:N:145:ASP:HB3	19:N:148:ILE:HG22	1.88	0.54
5:5:278:SER:HB3	5:5:290:ARG:HG2	1.88	0.54
8:B:106:TRP:CH2	8:B:118:PHE:HZ	2.24	0.54
14:H:45:GLU:O	14:H:56:ILE:N	2.40	0.54
1:1:1242:U:O2'	23:S:112:ARG:NH1	2.41	0.54
1:1:1382:C:O2'	1:1:1384:U:OP1	2.25	0.54
6:6:56:G:H1'	6:6:57:A:H5'	1.90	0.54
6:6:62:U:H4'	6:6:62:U:OP1	2.07	0.54
9:C:215:THR:O	9:C:215:THR:OG1	2.19	0.54
1:1:3147:U:H2'	1:1:3148:G:C8	2.43	0.54
5:5:314:ASP:OD2	5:5:318:ARG:NH1	2.40	0.54
1:1:581:A:C5	1:1:582:G:H1'	2.42	0.54
1:1:1170:G:H2'	1:1:1171:G:C8	2.42	0.54
11:E:52:LEU:O	11:E:75:GLN:NE2	2.37	0.54
1:1:3409:C:H2'	1:1:3410:G:O4'	2.07	0.54
11:E:57:VAL:O	11:E:104:THR:OG1	2.25	0.54
5:5:276:GLN:HG3	5:5:290:ARG:HE	1.73	0.54
17:L:62:THR:HG23	17:L:64:ARG:H	1.73	0.54
1:1:1182:U:P	1:1:1183:G:H22	2.31	0.54
8:B:221:THR:HG22	8:B:272:TYR:H	1.72	0.54
1:1:998:U:H4'	1:1:998:U:OP1	2.07	0.53
2:2:111:G:OP2	2:2:113:A:O2'	2.24	0.53
5:5:124:LEU:HD11	5:5:176:VAL:HG21	1.89	0.53
10:D:356:LEU:HD23	10:D:359:ILE:HD11	1.90	0.53
10:D:413:PRO:HG2	10:D:504:TYR:HE2	1.73	0.53

Continued on next page...

Continued from previous page...

Atom-1	Atom-2	Interatomic distance (Å)	Clash overlap (Å)
1:1:1170:G:H2'	1:1:1171:G:H8	1.73	0.53
1:1:1183:G:OP2	1:1:1183:G:N2	2.25	0.53
8:B:304:ARG:HE	8:B:305:ILE:HG22	1.72	0.53
13:G:162:LEU:HD23	19:N:7:LEU:HD11	1.90	0.53
18:M:12:ARG:NH1	18:M:59:THR:O	2.41	0.53
2:2:59:G:O2'	2:2:60:A:N3	2.35	0.53
5:5:270:PHE:HE1	5:5:280:PHE:HB2	1.73	0.53
9:C:100:ARG:NH1	9:C:101:MET:O	2.41	0.53
12:F:243:ASN:O	12:F:247:GLN:HG2	2.09	0.53
23:S:79:ARG:HG2	23:S:123:LEU:HD11	1.89	0.53
1:1:1182:U:O5'	1:1:1183:G:N2	2.42	0.53
18:M:38:LEU:HD21	18:M:48:ARG:HE	1.73	0.53
24:V:17:LEU:HA	24:V:55:SER:HA	1.90	0.53
1:1:719:A:OP1	19:N:199:ARG:NH2	2.34	0.53
1:1:3100:C:H4'	8:B:99:LEU:HB3	1.90	0.53
8:B:33:PRO:HG2	8:B:340:LYS:HB2	1.90	0.53
6:6:13:C:H2'	6:6:14:A:H8	1.71	0.53
8:B:51:ALA:HB3	8:B:78:VAL:HG13	1.91	0.53
11:E:75:GLN:HG2	11:E:80:LEU:HD23	1.91	0.53
25:Y:37:GLU:H	25:Y:37:GLU:CD	2.12	0.53
1:1:646:A:O2'	1:1:647:A:H8	1.91	0.53
1:1:3203:C:H42	1:1:3223:A:H61	1.57	0.53
1:1:3269:A:HO2'	1:1:3270:U:H6	1.56	0.53
3:3:169:LEU:HD21	3:3:189:VAL:HG21	1.90	0.53
5:5:3:LEU:HD13	5:5:339:ILE:HD11	1.90	0.53
5:5:136:HIS:HB2	5:5:142:ILE:HB	1.89	0.53
6:6:61:U:C5	6:6:62:U:H1'	2.44	0.53
23:S:79:ARG:HB2	23:S:121:ARG:HG3	1.90	0.53
1:1:3417:A:H5''	1:1:3491:A:H62	1.74	0.53
8:B:152:LYS:HG2	8:B:189:ALA:HA	1.90	0.53
8:B:284:ARG:HH12	8:B:296:THR:HG22	1.74	0.53
10:D:343:MET:HG2	10:D:411:TYR:HB3	1.89	0.53
20:O:144:SER:HB3	20:O:151:ASN:HD22	1.73	0.53
5:5:94:SER:HB3	5:5:133:VAL:HG13	1.91	0.53
1:1:996:G:H2'	1:1:997:A:C8	2.44	0.52
7:A:143:LYS:N	15:J:173:GLU:O	2.40	0.52
4:4:7:PHE:O	4:4:9:LYS:N	2.33	0.52
5:5:49:LEU:HB3	5:5:95:MET:HE2	1.91	0.52
6:6:11:C:H2'	6:6:12:A:C8	2.43	0.52
7:A:72:LYS:HG2	7:A:93:TYR:HD2	1.72	0.52
1:1:2464:G:HO2'	1:1:2465:G:H8	1.56	0.52

Continued on next page...

Continued from previous page...

Atom-1	Atom-2	Interatomic distance (Å)	Clash overlap (Å)
3:3:31:GLU:OE1	3:3:31:GLU:N	2.42	0.52
4:4:48:LEU:HD22	4:4:68:LEU:HD21	1.90	0.52
10:D:198:GLY:O	10:D:499:GLN:NE2	2.42	0.52
10:D:338:LYS:HG2	10:D:405:VAL:HG12	1.91	0.52
10:D:521:ALA:HB1	10:D:526:PHE:HB2	1.92	0.52
1:1:963:C:H3'	1:1:964:U:H2'	1.91	0.52
1:1:3425:C:H2'	1:1:3426:G:H8	1.75	0.52
1:1:3112:A:HO2'	1:1:3113:A:H8	1.56	0.52
25:Y:54:GLN:HB3	25:Y:107:LYS:HB3	1.92	0.52
6:6:40:U:H3'	6:6:41:G:C8	2.45	0.52
1:1:689:U:H2'	1:1:690:A:C8	2.45	0.52
7:A:142:LEU:HA	15:J:174:MET:HA	1.91	0.52
1:1:455:G:H2'	1:1:456:G:H8	1.75	0.52
5:5:277:ILE:HD13	5:5:310:ILE:HD13	1.92	0.52
6:6:6:C:C2	6:6:28:U:H4'	2.44	0.52
7:A:148:ILE:HB	7:A:188:VAL:HG22	1.91	0.52
8:B:47:LEU:HD22	8:B:335:VAL:HG12	1.90	0.52
8:B:68:HIS:O	8:B:70:ARG:HD3	2.10	0.52
11:E:77:GLU:OE1	11:E:121:LYS:NZ	2.36	0.52
19:N:44:ARG:NH1	19:N:120:TRP:O	2.39	0.52
1:1:242:U:H2'	1:1:243:C:O2	2.09	0.52
1:1:454:G:H2'	1:1:455:G:H8	1.74	0.52
1:1:1012:A:O2'	1:1:1013:U:O5'	2.28	0.52
8:B:57:VAL:HG12	8:B:73:LEU:HB2	1.90	0.52
11:E:104:THR:HG22	11:E:195:PHE:HB3	1.91	0.52
18:M:20:GLU:CD	18:M:20:GLU:H	2.12	0.52
1:1:488:A:O2'	1:1:489:C:O5'	2.25	0.51
1:1:3182:G:H2'	1:1:3182:G:N3	2.25	0.51
20:O:122:PRO:HA	20:O:125:LEU:HD12	1.92	0.51
21:P:115:LYS:HG3	21:P:151:ALA:HB3	1.91	0.51
5:5:80:TRP:HE3	5:5:81:GLN:H	1.57	0.51
8:B:58:ARG:N	8:B:72:ILE:O	2.40	0.51
8:B:119:TYR:HA	8:B:124:LYS:HZ1	1.75	0.51
8:B:122:TRP:CH2	8:B:127:LYS:HD3	2.45	0.51
6:6:41:G:O2'	6:6:57:A:H8	1.93	0.51
1:1:428:G:N3	1:1:429:G:N2	2.46	0.51
1:1:1365:C:OP1	12:F:213:LYS:NZ	2.31	0.51
1:1:3281:A:H61	20:O:132:PRO:HB3	1.74	0.51
7:A:243:TYR:OH	7:A:245:ASN:OD1	2.20	0.51
1:1:1217:G:OP2	18:M:35:LYS:NZ	2.44	0.51
1:1:1221:A:C8	1:1:1328:C:H4'	2.40	0.51

Continued on next page...

Continued from previous page...

Atom-1	Atom-2	Interatomic distance (Å)	Clash overlap (Å)
8:B:147:GLU:O	8:B:151:ILE:HG12	2.11	0.51
7:A:166:GLU:OE2	7:A:170:GLN:NE2	2.39	0.51
9:C:301:ILE:HD11	22:Q:133:PRO:HB2	1.91	0.51
12:F:47:LYS:NZ	12:F:177:GLU:OE2	2.30	0.51
1:1:3095:C:O2'	1:1:3397:A:H5'	2.11	0.51
1:1:3128:A:N6	14:H:117:GLY:O	2.33	0.51
6:6:23:U:H2'	6:6:24:U:H6	1.74	0.51
8:B:85:VAL:HG22	8:B:202:THR:HB	1.91	0.51
10:D:518:ALA:HA	10:D:529:PRO:HG3	1.92	0.51
1:1:1013:U:O2'	1:1:1014:C:O4'	2.28	0.51
21:P:23:ARG:NH1	21:P:125:GLN:OE1	2.44	0.51
8:B:104:THR:HG22	8:B:106:TRP:CD1	2.45	0.51
8:B:221:THR:O	8:B:272:TYR:HA	2.11	0.51
17:L:42:LYS:NZ	17:L:51:VAL:O	2.39	0.51
1:1:2458:G:H1	1:1:2462:C:HO2'	1.58	0.51
1:1:3133:U:H5''	8:B:62:ARG:HD2	1.92	0.51
8:B:211:GLN:HA	8:B:282:ILE:HB	1.94	0.51
10:D:370:GLN:HA	10:D:370:GLN:OE1	2.11	0.51
12:F:113:LEU:O	12:F:122:ILE:HD13	2.11	0.51
3:3:114:ARG:HG2	11:E:30:ALA:HB1	1.94	0.50
5:5:166:ASP:OD1	5:5:169:GLU:HB2	2.10	0.50
8:B:49:TYR:O	8:B:80:GLU:N	2.43	0.50
2:2:57:G:H1	2:2:62:A:N6	2.08	0.50
2:2:60:A:O2'	2:2:61:A:H3'	2.11	0.50
1:1:447:C:H42	1:1:644:A:HO2'	1.55	0.50
1:1:644:A:H3'	1:1:645:U:C5	2.46	0.50
1:1:3275:A:O2'	20:O:118:ARG:NH2	2.44	0.50
1:1:430:A:N1	1:1:2465:G:N2	2.60	0.50
1:1:3183:A:H5''	8:B:365:PHE:HB2	1.93	0.50
2:2:29:C:OP1	9:C:195:LYS:NZ	2.45	0.50
6:6:41:G:H3'	6:6:42:A:C2	2.46	0.50
7:A:204:GLU:N	7:A:219:ILE:O	2.44	0.50
8:B:56:ILE:HG12	8:B:76:VAL:HG21	1.94	0.50
8:B:182:GLN:NE2	8:B:184:ASN:HD21	2.09	0.50
9:C:363:ASN:HD22	40:T:150:THR:HG21	1.77	0.50
10:D:244:GLU:HB3	10:D:247:ARG:HB3	1.94	0.50
18:M:37:ALA:HB2	18:M:53:TYR:CZ	2.47	0.50
1:1:244:G:H2'	1:1:245:A:O4'	2.12	0.50
6:6:35:A:H2'	6:6:35:A:N3	2.26	0.50
11:E:97:ASN:HB3	11:E:100:TYR:HD1	1.77	0.50
1:1:671:A:H3'	1:1:672:A:H8	1.76	0.50

Continued on next page...

Continued from previous page...

Atom-1	Atom-2	Interatomic distance (Å)	Clash overlap (Å)
4:4:9:LYS:NZ	7:A:294:PHE:O	2.32	0.50
4:4:15:ASP:OD1	4:4:18:THR:OG1	2.23	0.50
6:6:56:G:O2'	6:6:57:A:H5'	2.11	0.50
8:B:17:LEU:HD13	8:B:19:ARG:HG3	1.92	0.50
8:B:73:LEU:HB3	24:V:91:ASP:O	2.11	0.50
1:1:109:A:N1	1:1:330:U:O2'	2.43	0.50
1:1:454:G:H2'	1:1:455:G:C8	2.47	0.50
8:B:92:TYR:HB3	8:B:99:LEU:HD11	1.94	0.50
12:F:47:LYS:O	12:F:51:ILE:HG13	2.11	0.50
12:F:126:PHE:CE1	12:F:131:LYS:HG3	2.47	0.50
1:1:3113:A:HO2'	1:1:3114:C:H6	1.60	0.50
1:1:3489:C:H5''	1:1:3491:A:H5'	1.94	0.50
4:4:175:GLU:OE1	4:4:175:GLU:N	2.39	0.50
5:5:255:PRO:HG2	5:5:273:LYS:HD2	1.93	0.50
6:6:32:A:H61	6:6:64:G:H1	1.60	0.50
6:6:40:U:H2'	6:6:41:G:C8	2.46	0.50
6:6:57:A:H1'	6:6:58:A:H5'	1.93	0.50
10:D:415:ASP:OD1	10:D:415:ASP:N	2.45	0.50
13:G:163:VAL:HG12	13:G:166:LEU:HD12	1.94	0.50
18:M:16:VAL:HA	18:M:56:VAL:HG12	1.94	0.50
1:1:847:G:H1	1:1:957:A:H61	1.60	0.49
1:1:1156:U:H2'	1:1:1157:G:C8	2.46	0.49
1:1:3143:U:H5'	8:B:222:ARG:HB3	1.94	0.49
5:5:48:MET:HG2	5:5:340:ILE:HG13	1.94	0.49
8:B:293:ASN:HD21	8:B:304:ARG:HE	1.60	0.49
9:C:362:GLU:OE2	40:T:150:THR:OG1	2.30	0.49
24:V:105:VAL:HA	24:V:111:MET:HA	1.94	0.49
1:1:3188:U:O2'	1:1:3191:U:OP2	2.30	0.49
5:5:42:GLU:N	5:5:42:GLU:OE1	2.45	0.49
6:6:12:A:N6	6:6:22:U:H3	2.10	0.49
25:Y:99:ASP:OD2	25:Y:101:SER:OG	2.29	0.49
21:P:22:LEU:HD12	21:P:146:ILE:HD12	1.94	0.49
1:1:68:A:O3'	19:N:177:GLY:HA2	2.12	0.49
9:C:94:ASN:ND2	9:C:102:PHE:HB2	2.28	0.49
21:P:78:VAL:HG12	21:P:79:THR:H	1.78	0.49
1:1:314:A:OP1	7:A:104:ARG:NH1	2.45	0.49
6:6:7:U:H3	6:6:27:U:P	2.35	0.49
4:4:59:LEU:HG	12:F:13:ILE:HD11	1.93	0.49
5:5:256:LEU:HD23	5:5:272:ASP:HB3	1.95	0.49
6:6:24:U:H2'	6:6:25:U:O4'	2.13	0.49
25:Y:123:GLY:C	25:Y:124:LYS:HE2	2.33	0.49

Continued on next page...

Continued from previous page...

Atom-1	Atom-2	Interatomic distance (Å)	Clash overlap (Å)
1:1:632:A:OP1	11:E:44:ARG:NH2	2.44	0.49
1:1:1022:U:O2'	1:1:1023:G:H8	1.96	0.49
1:1:3399:C:H5'	21:P:74:LYS:HZ1	1.78	0.49
1:1:3408:A:H3'	1:1:3409:C:C6	2.48	0.49
1:1:530:A:H5''	12:F:77:ARG:HD3	1.94	0.49
8:B:46:PHE:CE1	8:B:205:ILE:HB	2.48	0.49
1:1:117:U:H5'	13:G:141:ALA:HB2	1.94	0.49
8:B:11:HIS:HA	8:B:17:LEU:HD21	1.95	0.49
1:1:385:A:H1'	1:1:400:G:N2	2.27	0.49
1:1:420:G:H5'	21:P:26:PHE:HZ	1.78	0.49
2:2:57:G:O4'	2:2:70:C:N4	2.45	0.49
7:A:44:LYS:N	7:A:96:ASN:OD1	2.45	0.49
8:B:125:SER:OG	8:B:126:LYS:HG2	2.13	0.49
8:B:137:TYR:CE2	8:B:144:ILE:HG12	2.48	0.49
8:B:312:VAL:O	8:B:332:VAL:HG11	2.13	0.49
1:1:669:G:O2'	1:1:670:A:OP1	2.31	0.48
1:1:1012:A:O2'	1:1:1013:U:O4'	2.30	0.48
1:1:3182:G:H3'	1:1:3183:A:C8	2.47	0.48
4:4:175:GLU:HG2	4:4:176:ASP:H	1.77	0.48
9:C:145:GLU:OE1	9:C:178:ARG:NH1	2.39	0.48
13:G:103:ALA:O	13:G:107:GLN:HG3	2.13	0.48
24:V:120:VAL:H	24:V:139:VAL:H	1.61	0.48
1:1:582:G:H5'	18:M:73:ILE:HG21	1.95	0.48
1:1:1385:U:H5'	1:1:1386:G:H2'	1.96	0.48
7:A:124:PHE:HE1	7:A:229:ILE:HG12	1.78	0.48
9:C:333:TYR:OH	12:F:59:GLU:OE1	2.24	0.48
1:1:238:U:H5'	1:1:240:G:H5'	1.95	0.48
1:1:3108:A:H2'	1:1:3109:U:C6	2.48	0.48
5:5:288:ILE:HD12	5:5:288:ILE:O	2.13	0.48
8:B:116:ARG:NH1	8:B:122:TRP:CD1	2.81	0.48
8:B:128:LYS:HE3	8:B:132:LYS:NZ	2.29	0.48
10:D:223:LEU:HD12	10:D:260:ILE:HB	1.96	0.48
22:Q:66:ILE:HD13	22:Q:102:ILE:HD13	1.95	0.48
24:V:105:VAL:HA	24:V:112:LYS:H	1.78	0.48
8:B:107:ALA:HB1	8:B:200:GLU:HG3	1.94	0.48
8:B:125:SER:HB2	8:B:126:LYS:HE3	1.94	0.48
8:B:170:PRO:HG3	8:B:316:VAL:O	2.13	0.48
9:C:292:LEU:O	9:C:295:SER:OG	2.28	0.48
8:B:21:ARG:HG2	8:B:269:ASN:HD21	1.78	0.48
8:B:307:PRO:HB3	8:B:361:THR:HA	1.95	0.48
1:1:1222:U:H4'	20:O:53:LEU:HD12	1.94	0.48

Continued on next page...

Continued from previous page...

Atom-1	Atom-2	Interatomic distance (Å)	Clash overlap (Å)
6:6:59:A:O2'	16:K:199:PHE:HA	2.14	0.48
10:D:145:ILE:HD13	10:D:184:LEU:HD22	1.95	0.48
8:B:49:TYR:N	8:B:80:GLU:O	2.38	0.48
8:B:84:MET:HE3	8:B:84:MET:HA	1.95	0.48
8:B:205:ILE:HD13	8:B:322:VAL:HG11	1.95	0.48
14:H:6:TYR:HA	14:H:58:TRP:HA	1.95	0.48
23:S:47:ILE:HG22	23:S:48:ASN:OD1	2.13	0.48
5:5:111:LEU:HB2	5:5:124:LEU:O	2.13	0.48
6:6:41:G:O5'	6:6:41:G:H8	1.96	0.48
8:B:79:ILE:HD12	8:B:336:LEU:HD12	1.95	0.48
25:Y:87:GLU:OE2	25:Y:87:GLU:HA	2.14	0.48
1:1:549:G:O6	1:1:575:G:N1	2.42	0.48
1:1:1141:C:O2'	1:1:1142:U:H5'	2.14	0.48
1:1:1348:A:H4'	20:O:19:ARG:HH22	1.78	0.48
8:B:78:VAL:HG23	8:B:321:PHE:CD1	2.48	0.48
8:B:348:ARG:HD2	8:B:348:ARG:N	2.29	0.48
9:C:239:GLN:O	9:C:248:ARG:HD3	2.14	0.48
21:P:118:GLN:NE2	21:P:147:GLU:OE2	2.47	0.48
1:1:481:A:OP1	3:3:61:TYR:OH	2.26	0.48
9:C:11:TYR:CE2	9:C:17:VAL:HG22	2.48	0.48
24:V:83:GLN:HA	24:V:100:ASN:HA	1.96	0.47
25:Y:85:THR:HG22	25:Y:95:PRO:HA	1.96	0.47
1:1:1226:A:H1'	1:1:1350:G:H4'	1.96	0.47
9:C:100:ARG:HH12	9:C:102:PHE:HA	1.78	0.47
1:1:312:G:C2	1:1:313:U:H2'	2.49	0.47
1:1:1438:G:N2	1:1:1441:A:OP2	2.40	0.47
4:4:58:PRO:HB2	12:F:13:ILE:HD12	1.97	0.47
6:6:9:C:H42	6:6:25:U:H3	1.62	0.47
8:B:173:GLN:HA	8:B:173:GLN:OE1	2.13	0.47
8:B:214:MET:SD	8:B:279:ASN:HA	2.54	0.47
8:B:308:MET:CE	8:B:363:SER:HB2	2.44	0.47
8:B:311:PHE:HB2	8:B:315:GLY:O	2.15	0.47
10:D:223:LEU:HD11	10:D:259:GLN:HG2	1.95	0.47
11:E:71:VAL:HG23	11:E:178:LEU:HD21	1.96	0.47
12:F:157:LYS:HD3	12:F:250:LEU:HG	1.96	0.47
12:F:221:TRP:CE2	12:F:225:LYS:HE3	2.50	0.47
22:Q:116:LEU:HD21	22:Q:122:VAL:HG22	1.97	0.47
1:1:62:A:H5''	19:N:164:LEU:HD21	1.96	0.47
7:A:170:GLN:NE2	15:J:107:ILE:O	2.44	0.47
8:B:46:PHE:CD2	8:B:84:MET:HG2	2.48	0.47
8:B:159:ARG:HG2	8:B:182:GLN:CB	2.45	0.47

Continued on next page...

Continued from previous page...

Atom-1	Atom-2	Interatomic distance (Å)	Clash overlap (Å)
11:E:73:LEU:HA	11:E:111:VAL:HG11	1.96	0.47
1:1:840:A:H3'	1:1:841:G:C8	2.48	0.47
1:1:3487:C:H2'	1:1:3488:C:O4'	2.15	0.47
2:2:114:C:H4'	2:2:115:G:H5''	1.97	0.47
6:6:64:G:H3'	6:6:65:U:H6	1.77	0.47
7:A:117:PRO:O	7:A:118:ASN:C	2.51	0.47
8:B:116:ARG:HG2	8:B:175:LYS:HG2	1.95	0.47
14:H:90:MET:O	14:H:142:ILE:N	2.47	0.47
22:Q:53:GLN:O	22:Q:58:ARG:NH1	2.47	0.47
1:1:3182:G:H3'	1:1:3183:A:H8	1.78	0.47
8:B:105:VAL:HG22	8:B:147:GLU:HB3	1.96	0.47
9:C:33:ARG:HB3	9:C:36:LEU:HB3	1.95	0.47
17:L:114:GLU:OE2	17:L:114:GLU:HA	2.14	0.47
24:V:29:ASP:HA	24:V:116:ILE:HA	1.95	0.47
1:1:455:G:N2	1:1:498:U:H1'	2.29	0.47
1:1:1146:G:OP2	1:1:1146:G:N2	2.26	0.47
1:1:2458:G:N2	1:1:2463:G:N7	2.47	0.47
2:2:59:G:O2'	2:2:60:A:O5'	2.33	0.47
3:3:169:LEU:HA	3:3:174:TYR:HE2	1.80	0.47
5:5:346:ASP:H	5:5:349:ILE:HD12	1.79	0.47
6:6:32:A:H3'	6:6:33:A:H8	1.80	0.47
8:B:275:ARG:HB2	8:B:329:PRO:HG2	1.96	0.47
8:B:296:THR:HG21	8:B:356:LEU:HD12	1.97	0.47
8:B:304:ARG:NH2	8:B:317:VAL:HG12	2.29	0.47
14:H:21:ILE:HA	14:H:26:VAL:HA	1.96	0.47
16:K:13:LEU:O	16:K:15:LYS:N	2.45	0.47
23:S:37:LYS:HE3	23:S:57:ILE:HG13	1.96	0.47
1:1:518:U:H2'	1:1:519:U:C6	2.50	0.47
1:1:3132:G:H5'	8:B:348:ARG:HE	1.80	0.47
1:1:3196:U:H3	1:1:3230:G:H1	1.63	0.47
1:1:3397:A:H2'	1:1:3398:U:C6	2.50	0.47
6:6:73:U:H1'	6:6:74:U:C2	2.50	0.47
10:D:448:PHE:HD1	10:D:509:ILE:HG21	1.80	0.47
1:1:297:A:H2'	1:1:298:G:C8	2.50	0.47
1:1:3105:G:O2'	8:B:14:LEU:HB3	2.15	0.47
4:4:12:ALA:HB1	9:C:6:PRO:HG3	1.97	0.47
21:P:53:GLU:O	21:P:55:LYS:NZ	2.46	0.47
1:1:757:G:H1	1:1:764:U:H3	1.63	0.47
3:3:174:TYR:CE1	3:3:178:PRO:HG3	2.50	0.47
4:4:50:TYR:HA	4:4:53:TRP:HB3	1.97	0.47
4:4:93:ARG:HG3	4:4:94:GLU:HG2	1.96	0.47

Continued on next page...

Continued from previous page...

Atom-1	Atom-2	Interatomic distance (Å)	Clash overlap (Å)
1:1:1182:U:H3'	1:1:1183:G:N2	2.30	0.46
8:B:84:MET:HE1	8:B:164:THR:HG22	1.98	0.46
13:G:190:ILE:HD11	13:G:195:ALA:HB2	1.97	0.46
20:O:51:ASN:HA	20:O:54:LYS:HD2	1.98	0.46
1:1:728:G:O6	7:A:269:ARG:NH2	2.48	0.46
1:1:3101:A:O2'	1:1:3236:G:N2	2.43	0.46
1:1:3140:A:H5''	8:B:12:GLY:N	2.25	0.46
1:1:3410:G:H3'	1:1:3411:A:H8	1.80	0.46
3:3:31:GLU:CD	3:3:31:GLU:H	2.14	0.46
6:6:63:U:H3'	6:6:64:G:H8	1.81	0.46
8:B:92:TYR:HE1	8:B:101:SER:HB3	1.81	0.46
8:B:211:GLN:HE21	8:B:283:TYR:C	2.19	0.46
24:V:62:ALA:N	24:V:76:MET:O	2.48	0.46
1:1:3283:A:OP1	14:H:23:ALA:N	2.47	0.46
14:H:20:ASP:O	14:H:27:THR:N	2.47	0.46
1:1:765:G:H2'	1:1:766:G:C8	2.50	0.46
1:1:3106:U:H1'	8:B:15:GLY:HA2	1.98	0.46
5:5:49:LEU:HD21	5:5:97:TYR:HB2	1.98	0.46
6:6:36:U:H2'	6:6:37:U:C2	2.51	0.46
9:C:236:ASN:HB3	9:C:239:GLN:HG3	1.98	0.46
13:G:180:VAL:HG21	13:G:186:LEU:HD21	1.97	0.46
2:2:99:C:H2'	2:2:100:A:C8	2.51	0.46
6:6:41:G:C2	6:6:42:A:H1'	2.51	0.46
8:B:19:ARG:HB3	8:B:273:MET:HE3	1.97	0.46
8:B:119:TYR:OH	8:B:128:LYS:N	2.49	0.46
17:L:55:ARG:NH1	17:L:73:ARG:O	2.37	0.46
18:M:42:PRO:HG3	18:M:78:TRP:CG	2.51	0.46
6:6:22:U:H2'	6:6:23:U:C6	2.51	0.46
10:D:403:PRO:HG2	10:D:405:VAL:HG13	1.98	0.46
12:F:28:GLN:O	12:F:32:GLN:HG2	2.16	0.46
23:S:97:THR:HG23	23:S:100:GLY:H	1.80	0.46
1:1:3222:C:H2'	1:1:3223:A:H8	1.80	0.46
7:A:198:ILE:HB	7:A:227:MET:HB3	1.98	0.46
8:B:46:PHE:CE2	8:B:84:MET:HG2	2.51	0.46
8:B:112:GLU:HG3	8:B:113:GLU:N	2.31	0.46
8:B:164:THR:OG1	8:B:177:HIS:N	2.48	0.46
18:M:106:ASN:ND2	18:M:109:ASP:OD2	2.49	0.46
20:O:72:PHE:HB3	20:O:74:PHE:CE1	2.50	0.46
20:O:186:SER:HB2	20:O:189:ASN:HD22	1.80	0.46
22:Q:34:PHE:CE1	22:Q:38:ARG:HG3	2.51	0.46
1:1:3145:A:H5''	8:B:312:VAL:HG11	1.98	0.46

Continued on next page...

Continued from previous page...

Atom-1	Atom-2	Interatomic distance (Å)	Clash overlap (Å)
8:B:61:ASP:OD1	8:B:68:HIS:HE1	1.98	0.46
19:N:99:ARG:HB3	19:N:167:ILE:HG12	1.97	0.46
1:1:277:G:C6	19:N:14:LYS:HB3	2.51	0.46
1:1:3337:A:O2'	1:1:3338:A:OP1	2.32	0.46
4:4:69:ALA:HB2	4:4:112:ARG:HB3	1.97	0.46
6:6:9:C:H5'	6:6:10:U:OP2	2.15	0.46
6:6:58:A:C2'	6:6:59:A:H8	2.29	0.46
8:B:59:ASP:H	8:B:357:LYS:HG2	1.80	0.46
18:M:12:ARG:HD3	18:M:58:LEU:HD12	1.98	0.46
18:M:119:GLN:O	18:M:122:GLU:HG3	2.15	0.46
21:P:16:LYS:O	21:P:101:ASN:ND2	2.43	0.46
1:1:1242:U:O4	1:1:1243:A:N6	2.48	0.46
4:4:58:PRO:HA	4:4:61:GLN:HG2	1.98	0.46
6:6:71:U:H4'	6:6:72:U:H6	1.79	0.46
8:B:222:ARG:HB2	8:B:331:PRO:HD3	1.96	0.46
1:1:689:U:H2'	1:1:690:A:H8	1.81	0.45
1:1:1320:G:H2'	1:1:1321:A:C8	2.51	0.45
1:1:1457:C:H5''	3:3:21:LYS:HD2	1.97	0.45
6:6:58:A:H2'	6:6:59:A:H5''	1.98	0.45
10:D:405:VAL:O	10:D:435:GLY:N	2.49	0.45
11:E:150:PRO:HB2	11:E:152:GLU:OE1	2.16	0.45
22:Q:63:ILE:HD11	22:Q:115:ILE:HG13	1.97	0.45
25:Y:31:SER:HA	25:Y:48:PRO:HA	1.96	0.45
4:4:194:HIS:CG	22:Q:79:ASN:HD21	2.35	0.45
24:V:79:ILE:O	24:V:103:VAL:N	2.49	0.45
1:1:451:C:OP2	3:3:124:ARG:NH2	2.49	0.45
2:2:12:C:P	21:P:61:ARG:HH12	2.39	0.45
5:5:64:ILE:HD12	5:5:64:ILE:H	1.80	0.45
8:B:284:ARG:N	8:B:323:MET:HB3	2.32	0.45
20:O:50:ARG:HG2	20:O:54:LYS:HZ2	1.82	0.45
1:1:757:G:H22	1:1:764:U:H3	1.65	0.45
5:5:111:LEU:HD12	5:5:113:PHE:CZ	2.52	0.45
6:6:62:U:H2'	6:6:63:U:C6	2.51	0.45
7:A:203:TYR:HB3	7:A:218:LEU:HB3	1.98	0.45
8:B:58:ARG:HA	8:B:357:LYS:H	1.80	0.45
10:D:170:THR:HG23	10:D:173:LEU:H	1.81	0.45
10:D:366:LEU:HG	10:D:390:LEU:HD21	1.97	0.45
25:Y:21:ALA:O	25:Y:26:ARG:NH1	2.49	0.45
1:1:1155:U:H2'	1:1:1156:U:C6	2.52	0.45
1:1:3097:U:H2'	1:1:3098:C:C6	2.52	0.45
3:3:39:ASN:HB2	3:3:42:SER:HB2	1.99	0.45

Continued on next page...

Continued from previous page...

Atom-1	Atom-2	Interatomic distance (Å)	Clash overlap (Å)
14:H:29:THR:HA	14:H:34:THR:HA	1.98	0.45
19:N:122:ASN:OD1	19:N:123:GLN:N	2.49	0.45
1:1:257:A:H62	17:L:134:LYS:NZ	2.14	0.45
1:1:967:U:H2'	1:1:968:A:C8	2.52	0.45
1:1:3287:A:H3'	1:1:3288:G:H8	1.82	0.45
21:P:69:ARG:HB3	21:P:79:THR:HB	1.98	0.45
23:S:136:ARG:HA	23:S:136:ARG:HD3	1.74	0.45
1:1:243:C:H2'	1:1:244:G:H5''	1.99	0.45
5:5:332:ILE:O	5:5:334:ALA:N	2.47	0.45
6:6:64:G:N3	6:6:64:G:H2'	2.32	0.45
7:A:81:ASP:OD1	7:A:81:ASP:N	2.45	0.45
9:C:318:LYS:HB2	9:C:326:VAL:HG21	1.98	0.45
14:H:10:THR:HA	14:H:54:LYS:HA	1.98	0.45
19:N:172:ARG:HG3	19:N:174:ILE:HG12	1.98	0.45
1:1:726:C:H5'	7:A:266:TYR:HE1	1.80	0.45
4:4:181:ASP:OD1	4:4:181:ASP:N	2.50	0.45
7:A:118:ASN:HB2	7:A:119:GLY:H	1.61	0.45
8:B:19:ARG:HB3	8:B:273:MET:CE	2.47	0.45
8:B:25:GLN:HG3	8:B:334:ARG:NH1	2.32	0.45
9:C:266:SER:HA	9:C:279:LEU:HD12	1.99	0.45
20:O:75:ARG:O	20:O:143:SER:OG	2.33	0.45
23:S:95:ASP:OD2	23:S:101:ALA:N	2.49	0.45
1:1:25:U:H5'	1:1:26:A:OP1	2.17	0.45
1:1:3246:A:OP1	8:B:132:LYS:HB2	2.17	0.45
2:2:76:G:O6	2:2:97:A:N6	2.50	0.45
6:6:30:U:C2	6:6:31:A:C8	3.05	0.45
8:B:122:TRP:H	8:B:124:LYS:HE3	1.81	0.45
10:D:438:LEU:HD12	10:D:438:LEU:HA	1.85	0.45
1:1:2461:A:H2'	1:1:2462:C:H4'	1.99	0.45
1:1:3420:U:H3'	1:1:3421:G:H5'	1.98	0.45
1:1:3471:A:P	8:B:384:LYS:HD2	2.57	0.45
3:3:56:ASP:O	3:3:57:ASN:ND2	2.46	0.45
6:6:39:U:N1	6:6:40:U:H1'	2.32	0.45
12:F:46:LYS:HA	12:F:46:LYS:HD3	1.66	0.45
12:F:234:ASP:OD1	12:F:238:ARG:NH2	2.43	0.45
14:H:27:THR:HA	14:H:36:LYS:HA	1.99	0.45
5:5:101:TRP:NE1	5:5:167:GLU:O	2.48	0.44
6:6:11:C:H2'	6:6:12:A:C1'	2.47	0.44
7:A:142:LEU:HD22	15:J:172:ALA:HB3	1.99	0.44
24:V:33:ALA:HA	24:V:67:GLY:HA3	1.99	0.44
1:1:455:G:H2'	1:1:456:G:C8	2.51	0.44

Continued on next page...

Continued from previous page...

Atom-1	Atom-2	Interatomic distance (Å)	Clash overlap (Å)
1:1:1005:A:H5''	22:Q:14:GLN:NE2	2.33	0.44
8:B:62:ARG:HB2	8:B:352:GLU:OE1	2.17	0.44
8:B:363:SER:HB3	8:B:368:GLY:N	2.32	0.44
1:1:511:C:O2'	11:E:78:ASP:OD2	2.34	0.44
3:3:56:ASP:C	3:3:57:ASN:HD22	2.20	0.44
4:4:196:VAL:HG11	22:Q:136:SER:HB2	1.99	0.44
8:B:124:LYS:H	8:B:124:LYS:HG3	1.51	0.44
8:B:294:ALA:HB3	8:B:303:LYS:O	2.18	0.44
9:C:134:PRO:HG3	9:C:150:VAL:HB	1.98	0.44
10:D:467:ASN:OD1	10:D:468:LYS:N	2.51	0.44
1:1:710:G:OP1	17:L:39:ARG:NH2	2.37	0.44
1:1:1006:A:P	22:Q:14:GLN:HE22	2.40	0.44
1:1:1157:G:N3	1:1:1158:G:H1'	2.33	0.44
1:1:3145:A:H1'	8:B:53:MET:H	1.81	0.44
6:6:31:A:H2'	6:6:32:A:C1'	2.48	0.44
6:6:37:U:O2'	6:6:38:U:H6	1.99	0.44
6:6:57:A:O2'	6:6:58:A:H8	2.00	0.44
7:A:39:VAL:HG13	7:A:39:VAL:O	2.17	0.44
8:B:77:THR:OG1	8:B:326:GLY:O	2.32	0.44
8:B:298:PHE:CD2	8:B:357:LYS:HA	2.53	0.44
10:D:145:ILE:N	10:D:146:PRO:HD2	2.32	0.44
1:1:984:A:H2'	1:1:985:G:O4'	2.17	0.44
2:2:20:A:OP1	21:P:3:ARG:NH1	2.50	0.44
8:B:364:LYS:O	8:B:365:PHE:C	2.55	0.44
9:C:159:GLN:HA	9:C:217:ILE:HB	2.00	0.44
14:H:85:GLY:HA2	14:H:147:ASN:HA	1.99	0.44
20:O:111:PRO:N	20:O:112:PRO:HD2	2.32	0.44
25:Y:88:LYS:HB2	25:Y:92:ALA:O	2.16	0.44
1:1:27:C:O2'	1:1:335:A:N3	2.45	0.44
1:1:443:C:H2'	1:1:444:A:C8	2.52	0.44
1:1:1245:U:OP1	23:S:136:ARG:NH2	2.51	0.44
1:1:3245:G:H5''	8:B:133:TYR:HB2	1.99	0.44
5:5:141:GLY:HA2	5:5:171:TRP:CH2	2.53	0.44
10:D:143:PHE:HD1	10:D:143:PHE:H	1.66	0.44
10:D:226:LEU:HD13	10:D:264:LEU:HD11	1.98	0.44
10:D:441:LEU:HD23	10:D:446:LEU:HD22	1.99	0.44
11:E:149:LEU:H	11:E:149:LEU:HD23	1.82	0.44
14:H:25:ASN:HA	14:H:38:ASN:HA	1.99	0.44
1:1:378:U:H4'	1:1:412:G:H5'	2.00	0.44
1:1:1163:C:H2'	1:1:1164:A:C8	2.53	0.44
1:1:1328:C:H2'	1:1:1329:C:C6	2.53	0.44

Continued on next page...

Continued from previous page...

Atom-1	Atom-2	Interatomic distance (Å)	Clash overlap (Å)
1:1:3406:A:H2	1:1:3411:A:H61	1.64	0.44
7:A:96:ASN:HD22	7:A:115:ARG:HH21	1.66	0.44
8:B:24:ARG:O	8:B:220:VAL:HG21	2.17	0.44
10:D:483:ASN:HB3	10:D:486:LEU:HB2	1.99	0.44
24:V:39:VAL:H	24:V:62:ALA:HA	1.83	0.44
1:1:259:A:O2'	17:L:136:GLY:O	2.32	0.44
1:1:3395:G:H5'	8:B:125:SER:OG	2.17	0.44
3:3:25:GLN:HG2	3:3:37:LEU:HD22	1.99	0.44
8:B:116:ARG:HG3	8:B:122:TRP:HB2	1.99	0.44
13:G:158:ASP:HB3	13:G:159:PRO:HD3	1.99	0.44
1:1:547:G:H1'	1:1:581:A:C6	2.53	0.44
1:1:3338:A:H2'	1:1:3339:A:H8	1.83	0.44
21:P:113:ILE:HD11	21:P:115:LYS:HE2	2.00	0.44
1:1:299:C:OP1	19:N:68:ARG:HB3	2.18	0.43
2:2:115:G:H4'	2:2:146:A:H5'	2.00	0.43
7:A:155:PHE:HA	7:A:161:LEU:HB3	2.00	0.43
8:B:85:VAL:O	8:B:162:ALA:HA	2.17	0.43
20:O:28:LEU:HD11	20:O:103:LEU:HB2	1.99	0.43
1:1:243:C:O2	1:1:243:C:O4'	2.35	0.43
1:1:633:A:H5'	9:C:325:ALA:HB3	2.00	0.43
1:1:3192:C:H1'	8:B:327:ALA:HB3	1.99	0.43
6:6:72:U:H4'	6:6:73:U:O5'	2.17	0.43
7:A:193:ILE:HG12	7:A:198:ILE:HG13	2.00	0.43
19:N:8:GLU:HB2	19:N:50:ARG:NH2	2.33	0.43
1:1:305:A:C8	1:1:307:G:H1'	2.53	0.43
7:A:122:VAL:HG23	7:A:232:ILE:HG12	2.00	0.43
8:B:31:ALA:O	8:B:339:ARG:NH2	2.51	0.43
10:D:143:PHE:CD2	10:D:241:VAL:HG11	2.49	0.43
12:F:214:LEU:HB3	12:F:249:MET:HB3	1.99	0.43
18:M:29:VAL:HB	18:M:38:LEU:HD23	1.99	0.43
20:O:13:LYS:HG2	20:O:41:GLU:HB3	2.00	0.43
22:Q:112:ARG:HG3	22:Q:122:VAL:HG21	1.99	0.43
22:Q:117:LYS:HG3	22:Q:118:ALA:N	2.32	0.43
23:S:23:LEU:HD23	40:T:148:PRO:HG3	2.00	0.43
1:1:1207:C:H2'	1:1:1208:G:N2	2.33	0.43
1:1:3141:G:O2'	8:B:275:ARG:NE	2.51	0.43
8:B:16:PHE:HB3	8:B:275:ARG:HH21	1.82	0.43
8:B:194:TRP:CD1	8:B:194:TRP:C	2.92	0.43
9:C:248:ARG:HG3	9:C:249:PHE:N	2.34	0.43
10:D:367:HIS:ND1	10:D:368:GLY:O	2.52	0.43
12:F:122:ILE:HD12	12:F:124:VAL:HG23	2.00	0.43

Continued on next page...

Continued from previous page...

Atom-1	Atom-2	Interatomic distance (Å)	Clash overlap (Å)
1:1:3332:U:H2'	1:1:3333:G:H8	1.82	0.43
1:1:3486:U:H2'	1:1:3487:C:C6	2.53	0.43
6:6:41:G:C6	6:6:42:A:C8	3.07	0.43
7:A:68:MET:HB3	7:A:71:SER:HB3	2.00	0.43
8:B:53:MET:HB2	8:B:77:THR:OG1	2.19	0.43
8:B:67:MET:HG3	8:B:72:ILE:HD11	2.00	0.43
20:O:156:LYS:HE2	20:O:156:LYS:HB3	1.75	0.43
23:S:25:ARG:HH22	23:S:27:ARG:HD2	1.83	0.43
1:1:26:A:N3	1:1:336:U:O2'	2.46	0.43
1:1:3301:C:H2'	1:1:3302:U:C6	2.53	0.43
5:5:45:VAL:HG13	5:5:57:VAL:HG13	2.00	0.43
8:B:56:ILE:CD1	8:B:76:VAL:HG21	2.48	0.43
8:B:76:VAL:HB	8:B:323:MET:SD	2.58	0.43
8:B:162:ALA:O	8:B:178:LEU:HA	2.19	0.43
14:H:16:GLY:HA2	14:H:30:GLY:HA2	2.01	0.43
18:M:66:PRO:HG2	18:M:69:ALA:HB2	2.01	0.43
1:1:592:U:H2'	1:1:593:A:O4'	2.19	0.43
1:1:835:C:H4'	9:C:94:ASN:ND2	2.28	0.43
1:1:1158:G:H2'	1:1:1158:G:N3	2.34	0.43
1:1:3209:A:O2'	14:H:66:ALA:O	2.33	0.43
5:5:237:TYR:CZ	5:5:245:PRO:HG3	2.54	0.43
11:E:169:LYS:HZ1	11:E:175:LYS:HE3	1.84	0.43
12:F:75:LYS:HG3	12:F:76:ALA:N	2.33	0.43
18:M:64:LYS:O	18:M:65:LEU:HD23	2.18	0.43
1:1:3283:A:H2'	1:1:3284:G:C8	2.53	0.43
1:1:3346:U:H4'	1:1:3347:G:O4'	2.19	0.43
8:B:196:ARG:HA	8:B:199:PHE:CD2	2.54	0.43
8:B:328:THR:HG21	8:B:336:LEU:HD13	2.00	0.43
17:L:47:ALA:HB3	17:L:48:PRO:HD3	2.01	0.43
24:V:38:ILE:HA	24:V:62:ALA:HA	2.01	0.43
1:1:547:G:H1'	1:1:581:A:C2	2.53	0.43
8:B:39:LYS:HD3	8:B:42:HIS:CD2	2.53	0.43
10:D:465:PRO:HG2	10:D:468:LYS:HG2	2.01	0.43
10:D:483:ASN:HD22	10:D:486:LEU:HD12	1.84	0.43
11:E:53:ALA:O	11:E:56:THR:HG23	2.19	0.43
17:L:59:LYS:HD2	17:L:66:ASN:O	2.19	0.43
20:O:2:SER:HB2	23:S:165:LYS:HA	2.01	0.43
21:P:82:ARG:HE	21:P:82:ARG:HB3	1.55	0.43
1:1:3277:A:C2	1:1:3284:G:H4'	2.54	0.43
1:1:3431:A:OP2	1:1:3431:A:H8	2.02	0.43
2:2:151:U:OP1	19:N:38:ARG:NH2	2.49	0.43

Continued on next page...

Continued from previous page...

Atom-1	Atom-2	Interatomic distance (Å)	Clash overlap (Å)
5:5:130:LEU:HD11	5:5:145:ALA:HB1	1.99	0.43
7:A:70:HIS:CE1	7:A:175:PRO:HD2	2.53	0.43
10:D:491:LYS:HB2	10:D:491:LYS:HE2	1.81	0.43
19:N:140:LYS:HD3	19:N:140:LYS:HA	1.80	0.43
1:1:3155:G:O2'	1:1:3474:U:H1'	2.19	0.42
8:B:21:ARG:CB	8:B:272:TYR:HB3	2.48	0.42
8:B:46:PHE:CE1	8:B:81:THR:HB	2.54	0.42
8:B:85:VAL:HA	8:B:202:THR:HA	1.99	0.42
8:B:312:VAL:HG23	8:B:364:LYS:CD	2.46	0.42
10:D:502:ALA:HB2	10:D:512:ILE:HD12	2.01	0.42
14:H:90:MET:HA	14:H:179:VAL:HA	2.00	0.42
20:O:55:TYR:OH	20:O:74:PHE:O	2.34	0.42
1:1:1389:A:H4'	1:1:1390:A:O5'	2.18	0.42
11:E:72:VAL:HA	11:E:82:VAL:HG23	2.01	0.42
23:S:41:TRP:HA	23:S:41:TRP:CE3	2.54	0.42
23:S:47:ILE:HG13	40:T:154:VAL:HG23	2.01	0.42
1:1:451:C:P	3:3:124:ARG:HH22	2.42	0.42
1:1:546:G:N2	1:1:547:G:O6	2.29	0.42
6:6:6:C:H4'	6:6:7:U:C6	2.53	0.42
8:B:92:TYR:HB2	8:B:157:VAL:HB	2.00	0.42
8:B:106:TRP:O	8:B:137:TYR:HE2	2.01	0.42
8:B:170:PRO:HD3	8:B:318:GLU:OE1	2.19	0.42
8:B:307:PRO:CG	8:B:364:LYS:HG2	2.47	0.42
16:K:52:PRO:HA	16:K:205:HIS:HA	2.01	0.42
17:L:55:ARG:HA	17:L:55:ARG:HD3	1.84	0.42
1:1:3417:A:H3'	8:B:123:PHE:HB3	2.00	0.42
5:5:95:MET:HG3	5:5:104:LEU:HD13	2.00	0.42
6:6:40:U:C6	6:6:58:A:H2	2.38	0.42
6:6:67:U:H5''	6:6:68:U:N3	2.34	0.42
8:B:224:LYS:HE3	8:B:224:LYS:HB3	1.87	0.42
10:D:340:ILE:HG22	10:D:408:ILE:HG22	2.01	0.42
12:F:115:LEU:HD21	12:F:122:ILE:HG12	2.02	0.42
1:1:227:G:O2'	1:1:228:A:H5''	2.20	0.42
1:1:359:A:O2'	1:1:360:A:H5'	2.19	0.42
1:1:1324:U:H2'	1:1:1325:A:C8	2.54	0.42
1:1:3369:A:N1	11:E:153:ARG:HG3	2.35	0.42
1:1:3409:C:O2'	21:P:69:ARG:O	2.36	0.42
5:5:265:ILE:HD12	5:5:267:LEU:HD23	2.02	0.42
7:A:145:SER:HA	7:A:182:LYS:HB2	2.02	0.42
8:B:22:ALA:N	8:B:272:TYR:O	2.50	0.42
8:B:376:ALA:HA	8:B:379:PHE:HB3	2.01	0.42

Continued on next page...

Continued from previous page...

Atom-1	Atom-2	Interatomic distance (Å)	Clash overlap (Å)
11:E:87:LYS:HE2	11:E:87:LYS:HB3	1.82	0.42
21:P:30:ARG:HD2	21:P:63:PHE:CE2	2.55	0.42
23:S:26:MET:HG3	23:S:40:TYR:CE1	2.55	0.42
1:1:217:G:C4	1:1:237:U:H4'	2.54	0.42
1:1:1153:U:H2'	1:1:1154:U:C6	2.55	0.42
1:1:3425:C:H2'	1:1:3426:G:C8	2.54	0.42
2:2:99:C:H2'	2:2:100:A:H8	1.84	0.42
4:4:111:ARG:NH1	4:4:168:GLU:OE2	2.53	0.42
6:6:11:C:C2	6:6:24:U:C2	3.08	0.42
8:B:345:HIS:NE2	8:B:347:SER:HB2	2.34	0.42
9:C:324:LYS:HA	9:C:324:LYS:HD2	1.71	0.42
11:E:70:VAL:HG11	11:E:91:VAL:HG11	2.01	0.42
18:M:36:ARG:HH12	23:S:95:ASP:HB2	1.85	0.42
1:1:547:G:H1'	1:1:581:A:N1	2.34	0.42
1:1:676:G:O2'	1:1:1469:A:OP1	2.38	0.42
1:1:685:A:N1	1:1:973:G:O2'	2.39	0.42
1:1:1241:U:H3	1:1:1326:G:H1	1.67	0.42
1:1:3111:C:O2'	1:1:3112:A:H8	2.02	0.42
4:4:129:LEU:O	4:4:133:VAL:HG23	2.20	0.42
5:5:229:THR:OG1	5:5:233:GLN:HG2	2.19	0.42
6:6:25:U:C2'	6:6:26:U:H5'	2.50	0.42
8:B:116:ARG:O	8:B:175:LYS:NZ	2.52	0.42
8:B:308:MET:HE2	8:B:363:SER:HB2	2.00	0.42
12:F:97:ARG:HD3	12:F:140:TYR:CD1	2.55	0.42
1:1:363:A:H2'	1:1:364:G:O4'	2.20	0.42
1:1:379:G:N1	1:1:382:A:OP2	2.53	0.42
1:1:477:C:H6	1:1:477:C:H2'	1.66	0.42
1:1:505:G:H1	1:1:644:A:N6	2.11	0.42
1:1:671:A:H8	1:1:2460:A:H1'	1.83	0.42
1:1:1155:U:O2	1:1:1155:U:O4'	2.38	0.42
1:1:3148:G:H1	1:1:3186:U:H3	1.68	0.42
4:4:175:GLU:HG2	4:4:176:ASP:N	2.34	0.42
5:5:284:LYS:HE2	5:5:284:LYS:HB3	1.87	0.42
6:6:11:C:H42	6:6:23:U:H3	1.66	0.42
8:B:102:LEU:HD23	8:B:151:ILE:HD13	2.01	0.42
8:B:218:ILE:HG12	8:B:337:THR:HB	2.01	0.42
9:C:194:GLY:O	9:C:199:ARG:HB2	2.19	0.42
1:1:228:A:O2'	1:1:230:C:OP2	2.31	0.42
1:1:670:A:P	1:1:1147:G:H22	2.43	0.42
3:3:106:HIS:O	3:3:110:GLN:HG3	2.20	0.42
5:5:158:ASN:HB2	5:5:161:CYS:HB3	2.01	0.42

Continued on next page...

Continued from previous page...

Atom-1	Atom-2	Interatomic distance (Å)	Clash overlap (Å)
6:6:22:U:H2'	6:6:23:U:H6	1.85	0.42
8:B:50:LYS:HD3	8:B:336:LEU:HD11	2.01	0.42
9:C:190:ARG:NE	9:C:199:ARG:HB3	2.34	0.42
9:C:318:LYS:HD3	9:C:323:ASN:ND2	2.35	0.42
10:D:241:VAL:HG22	10:D:272:LEU:HD13	2.01	0.42
10:D:392:CYS:SG	10:D:397:ALA:HB2	2.60	0.42
12:F:51:ILE:HD13	12:F:187:SER:HB3	2.02	0.42
18:M:86:LYS:O	18:M:89:SER:OG	2.37	0.42
1:1:223:G:OP1	25:Y:15:ARG:NH1	2.52	0.42
1:1:360:A:N1	1:1:373:A:H5''	2.34	0.42
1:1:414:G:H1'	2:2:24:G:N2	2.35	0.42
1:1:587:U:H2'	1:1:588:G:C8	2.55	0.42
1:1:3111:C:O2'	1:1:3112:A:H5'	2.19	0.42
1:1:3113:A:O2'	1:1:3114:C:H5''	2.19	0.42
3:3:114:ARG:HD2	3:3:114:ARG:HA	1.74	0.42
6:6:33:A:N1	6:6:64:G:C6	2.88	0.42
6:6:58:A:H2'	6:6:59:A:H8	1.84	0.42
8:B:46:PHE:CD1	8:B:205:ILE:HD12	2.55	0.42
8:B:211:GLN:HE21	8:B:283:TYR:CA	2.33	0.42
9:C:228:GLU:OE2	9:C:239:GLN:NE2	2.52	0.42
12:F:183:TYR:CZ	12:F:204:GLN:HG2	2.55	0.42
16:K:152:ARG:C	16:K:154:LEU:H	2.23	0.42
17:L:62:THR:HG23	17:L:64:ARG:N	2.35	0.42
23:S:116:ARG:CZ	23:S:119:SER:HB3	2.50	0.42
23:S:123:LEU:HA	40:T:153:PRO:HD2	2.01	0.42
1:1:3217:U:H4'	1:1:3218:A:OP1	2.19	0.41
6:6:10:U:H2'	6:6:11:C:H6	1.83	0.41
8:B:221:THR:HB	8:B:273:MET:O	2.20	0.41
1:1:1185:A:OP2	1:1:2459:G:N1	2.53	0.41
1:1:3254:G:H1	1:1:3392:A:N6	2.12	0.41
4:4:99:ASP:O	4:4:103:THR:HG23	2.20	0.41
5:5:265:ILE:HG13	5:5:267:LEU:HB3	2.02	0.41
6:6:33:A:H3'	6:6:34:U:C6	2.55	0.41
8:B:375:GLU:HA	8:B:378:GLN:NE2	2.35	0.41
9:C:57:LYS:H	9:C:57:LYS:HG2	1.65	0.41
10:D:217:ALA:HB3	10:D:222:LEU:HD22	2.01	0.41
13:G:220:ALA:HA	13:G:224:ALA:HB3	2.02	0.41
20:O:152:ASP:OD1	20:O:152:ASP:N	2.51	0.41
1:1:646:A:O2'	1:1:647:A:P	2.79	0.41
1:1:3096:G:H4'	8:B:120:LYS:HE2	2.02	0.41
3:3:5:GLU:O	3:3:9:GLN:HG2	2.21	0.41

Continued on next page...

Continued from previous page...

Atom-1	Atom-2	Interatomic distance (Å)	Clash overlap (Å)
6:6:56:G:H2'	6:6:56:G:P	2.60	0.41
8:B:11:HIS:ND1	8:B:17:LEU:HD11	2.35	0.41
11:E:176:GLU:OE2	11:E:176:GLU:N	2.30	0.41
13:G:146:LYS:NZ	13:G:173:MET:O	2.46	0.41
18:M:87:TRP:CE2	18:M:93:ALA:HB2	2.55	0.41
20:O:59:LEU:HA	20:O:73:HIS:CD2	2.54	0.41
1:1:382:A:N3	1:1:384:G:H5''	2.35	0.41
1:1:454:G:N2	1:1:498:U:O2	2.47	0.41
1:1:550:G:H1	1:1:574:U:H3	1.67	0.41
1:1:1386:G:H5'	11:E:32:ARG:HH12	1.85	0.41
1:1:2445:A:H2'	1:1:2446:A:C8	2.55	0.41
1:1:3180:C:H3'	1:1:3181:G:H8	1.84	0.41
4:4:8:ILE:HG21	7:A:293:VAL:HG22	2.03	0.41
5:5:327:LEU:HD23	5:5:327:LEU:HA	1.91	0.41
9:C:357:LEU:HD23	9:C:357:LEU:HA	1.90	0.41
11:E:146:LYS:HD2	11:E:146:LYS:HA	1.83	0.41
17:L:63:ILE:HD12	17:L:66:ASN:HD21	1.85	0.41
20:O:75:ARG:HG2	20:O:146:VAL:HG23	2.02	0.41
23:S:21:PRO:O	40:T:146:ASN:ND2	2.44	0.41
1:1:591:G:H3'	1:1:591:G:N3	2.35	0.41
1:1:702:A:H8	1:1:817:G:C2	2.38	0.41
1:1:3104:G:OP1	20:O:73:HIS:ND1	2.50	0.41
1:1:3324:G:H1	1:1:3361:U:H3	1.69	0.41
9:C:37:VAL:HG21	9:C:246:LEU:HD21	2.02	0.41
21:P:30:ARG:NE	21:P:62:ARG:HH21	2.18	0.41
1:1:613:A:H1'	1:1:1368:A:H5''	2.02	0.41
4:4:82:LEU:HD12	4:4:82:LEU:HA	1.88	0.41
4:4:198:LEU:O	4:4:202:LEU:HB2	2.20	0.41
5:5:49:LEU:HB3	5:5:95:MET:CE	2.49	0.41
6:6:3:A:C6	6:6:4:A:C6	3.08	0.41
6:6:9:C:H5''	16:K:145:ARG:CA	2.42	0.41
10:D:161:GLY:O	10:D:213:ASN:ND2	2.52	0.41
10:D:327:LEU:HB2	10:D:440:PHE:HE2	1.84	0.41
19:N:13:LYS:HB3	19:N:16:SER:HB3	2.03	0.41
22:Q:126:ASP:OD1	22:Q:126:ASP:N	2.53	0.41
1:1:447:C:N4	1:1:644:A:O2'	2.37	0.41
1:1:500:U:O2'	1:1:501:G:OP1	2.31	0.41
1:1:583:C:OP1	18:M:70:ARG:N	2.52	0.41
4:4:202:LEU:HD12	4:4:202:LEU:HA	1.92	0.41
7:A:115:ARG:O	7:A:116:ALA:C	2.59	0.41
8:B:58:ARG:HD2	8:B:354:VAL:HG13	2.01	0.41

Continued on next page...

Continued from previous page...

Atom-1	Atom-2	Interatomic distance (Å)	Clash overlap (Å)
1:1:538:U:N3	1:1:589:U:O2	2.54	0.41
7:A:99:PHE:HE1	7:A:171:THR:HG21	1.84	0.41
10:D:247:ARG:O	10:D:251:ILE:HG13	2.20	0.41
19:N:168:GLY:O	19:N:172:ARG:HG2	2.21	0.41
24:V:27:CYS:H	24:V:35:ASN:HA	1.86	0.41
1:1:461:A:H2'	1:1:461:A:N3	2.36	0.41
1:1:542:G:H2'	1:1:543:G:C8	2.56	0.41
1:1:624:U:O2'	1:1:627:G:O6	2.38	0.41
1:1:3253:G:H1	1:1:3393:U:H3	1.68	0.41
1:1:3283:A:H2'	1:1:3284:G:H8	1.85	0.41
1:1:3486:U:H2'	1:1:3487:C:H6	1.86	0.41
2:2:56:A:O2'	2:2:57:G:H8	2.03	0.41
4:4:173:TYR:CB	4:4:177:VAL:HG12	2.46	0.41
6:6:1:A:C8	6:6:3:A:C6	3.09	0.41
6:6:27:U:H1'	6:6:28:U:C6	2.56	0.41
6:6:31:A:H1'	6:6:69:U:N3	2.36	0.41
7:A:129:LEU:HD13	7:A:129:LEU:HA	1.92	0.41
7:A:200:PHE:HE2	7:A:223:PRO:HB2	1.86	0.41
8:B:49:TYR:CE1	8:B:335:VAL:HG22	2.56	0.41
8:B:222:ARG:CB	8:B:331:PRO:HD3	2.50	0.41
8:B:369:ARG:HG3	8:B:370:PHE:CD2	2.56	0.41
18:M:85:ASN:OD1	18:M:85:ASN:C	2.58	0.41
20:O:13:LYS:O	23:S:171:ARG:NH2	2.47	0.41
20:O:44:ILE:HD11	20:O:139:VAL:HG22	2.03	0.41
20:O:157:LEU:HD23	20:O:157:LEU:O	2.21	0.41
22:Q:71:SER:HA	22:Q:75:ALA:HA	2.03	0.41
1:1:114:A:H2'	1:1:115:A:O4'	2.21	0.41
1:1:832:G:N3	1:1:832:G:H2'	2.36	0.41
1:1:838:A:H2'	1:1:839:A:C4	2.56	0.41
1:1:1222:U:H5'	20:O:50:ARG:HA	2.02	0.41
1:1:3316:G:H2'	1:1:3319:G:H1'	2.02	0.41
8:B:283:TYR:N	8:B:323:MET:O	2.39	0.41
11:E:76:LEU:HA	11:E:76:LEU:HD23	1.82	0.41
19:N:48:ALA:O	19:N:53:TYR:HB3	2.21	0.41
21:P:7:SER:N	21:P:8:PRO:HD2	2.36	0.41
1:1:497:C:H2'	1:1:498:U:O4'	2.20	0.40
1:1:832:G:H3'	1:1:833:A:C8	2.56	0.40
8:B:275:ARG:HD3	8:B:275:ARG:HA	1.76	0.40
9:C:314:HIS:CE1	9:C:317:LYS:HA	2.55	0.40
12:F:218:LEU:H	12:F:248:LYS:HB3	1.86	0.40
1:1:461:A:HO2'	1:1:463:C:H5	1.63	0.40

Continued on next page...

Continued from previous page...

Atom-1	Atom-2	Interatomic distance (Å)	Clash overlap (Å)
1:1:505:G:C6	1:1:506:G:C6	3.09	0.40
1:1:1325:A:H5'	23:S:87:HIS:CE1	2.56	0.40
1:1:3332:U:H2'	1:1:3333:G:C8	2.56	0.40
6:6:21:G:H2'	6:6:22:U:O4'	2.21	0.40
8:B:199:PHE:HD1	8:B:199:PHE:HA	1.80	0.40
9:C:337:TYR:CE2	9:C:339:ALA:HB2	2.56	0.40
10:D:498:LEU:HD23	10:D:498:LEU:HA	1.86	0.40
20:O:179:ILE:HD12	20:O:179:ILE:H	1.86	0.40
21:P:9:ALA:HB1	21:P:16:LYS:HE2	2.02	0.40
21:P:52:LYS:HE3	21:P:88:VAL:HG12	2.03	0.40
23:S:142:LEU:HA	23:S:147:LEU:HD11	2.02	0.40
1:1:223:G:H2'	1:1:224:U:O4'	2.21	0.40
1:1:3184:G:H2'	1:1:3185:C:C6	2.57	0.40
2:2:9:A:H3'	2:2:10:A:H8	1.85	0.40
6:6:9:C:C4	6:6:26:U:C4	3.10	0.40
6:6:36:U:H2'	6:6:37:U:C6	2.57	0.40
6:6:69:U:H4'	6:6:70:U:OP1	2.21	0.40
7:A:100:PHE:HB3	7:A:112:HIS:HB2	2.03	0.40
7:A:153:LYS:NZ	15:J:125:GLU:H	2.19	0.40
8:B:306:THR:HA	8:B:311:PHE:CE2	2.56	0.40
8:B:319:ASN:OD1	8:B:319:ASN:N	2.54	0.40
16:K:105:ALA:HB2	16:K:175:ALA:HB1	2.04	0.40
19:N:100:CYS:O	19:N:104:GLU:HG2	2.22	0.40
1:1:2450:C:H2'	1:1:2451:A:C8	2.55	0.40
1:1:3259:C:H2'	1:1:3260:A:C8	2.57	0.40
1:1:3279:A:H2	1:1:3283:A:H1'	1.87	0.40
3:3:169:LEU:HD12	3:3:174:TYR:CE2	2.57	0.40
5:5:58:ALA:HB2	5:5:95:MET:SD	2.62	0.40
5:5:111:LEU:HB2	5:5:124:LEU:HB3	2.03	0.40
6:6:21:G:H2'	6:6:22:U:C6	2.57	0.40
9:C:179:ASP:O	9:C:183:VAL:HG23	2.21	0.40
23:S:25:ARG:O	40:T:150:THR:HA	2.21	0.40
25:Y:42:TYR:OH	25:Y:110:LEU:HD11	2.22	0.40
1:1:28:G:H2'	1:1:29:C:O4'	2.22	0.40
1:1:296:C:H4'	19:N:171:SER:O	2.21	0.40
1:1:581:A:C4	1:1:582:G:H1'	2.56	0.40
1:1:1395:A:H2'	1:1:1396:G:C8	2.56	0.40
1:1:3418:U:O2	1:1:3490:A:H5'	2.22	0.40
4:4:84:GLN:NE2	4:4:137:TYR:OH	2.55	0.40
4:4:214:LYS:H	4:4:214:LYS:HG2	1.56	0.40
8:B:91:GLY:O	8:B:102:LEU:N	2.46	0.40

Continued on next page...

Continued from previous page...

Atom-1	Atom-2	Interatomic distance (Å)	Clash overlap (Å)
9:C:179:ASP:HB3	9:C:207:PRO:HD3	2.04	0.40
10:D:321:ASP:N	10:D:321:ASP:OD1	2.55	0.40
12:F:170:LEU:HD22	12:F:176:ILE:HG12	2.03	0.40
18:M:105:LEU:HD22	18:M:109:ASP:HB3	2.02	0.40
22:Q:43:PHE:CD2	22:Q:135:GLY:HA3	2.57	0.40
23:S:164:LYS:HA	23:S:164:LYS:HD3	1.98	0.40

There are no symmetry-related clashes.

5.3 Torsion angles [i](#)

5.3.1 Protein backbone [i](#)

In the following table, the Percentiles column shows the percent Ramachandran outliers of the chain as a percentile score with respect to all PDB entries followed by that with respect to all EM entries.

The Analysed column shows the number of residues for which the backbone conformation was analysed, and the total number of residues.

Mol	Chain	Analysed	Favoured	Allowed	Outliers	Percentiles	
3	3	190/302 (63%)	183 (96%)	7 (4%)	0	100	100
4	4	208/217 (96%)	203 (98%)	5 (2%)	0	100	100
5	5	336/387 (87%)	314 (94%)	22 (6%)	0	100	100
7	A	250/295 (85%)	238 (95%)	10 (4%)	2 (1%)	19	57
8	B	328/388 (84%)	311 (95%)	16 (5%)	1 (0%)	41	76
9	C	325/363 (90%)	308 (95%)	17 (5%)	0	100	100
10	D	400/578 (69%)	391 (98%)	9 (2%)	0	100	100
11	E	168/195 (86%)	155 (92%)	13 (8%)	0	100	100
12	F	238/250 (95%)	231 (97%)	7 (3%)	0	100	100
13	G	161/259 (62%)	156 (97%)	5 (3%)	0	100	100
14	H	149/190 (78%)	141 (95%)	8 (5%)	0	100	100
15	J	87/333 (26%)	87 (100%)	0	0	100	100
16	K	239/373 (64%)	229 (96%)	9 (4%)	1 (0%)	34	72
17	L	114/208 (55%)	112 (98%)	2 (2%)	0	100	100
18	M	123/134 (92%)	120 (98%)	3 (2%)	0	100	100

Continued on next page...

Continued from previous page...

Mol	Chain	Analysed	Favoured	Allowed	Outliers	Percentiles	
19	N	160/201 (80%)	158 (99%)	2 (1%)	0	100	100
20	O	183/197 (93%)	180 (98%)	3 (2%)	0	100	100
21	P	141/187 (75%)	135 (96%)	6 (4%)	0	100	100
22	Q	133/187 (71%)	127 (96%)	6 (4%)	0	100	100
23	S	164/176 (93%)	154 (94%)	10 (6%)	0	100	100
24	V	105/139 (76%)	99 (94%)	6 (6%)	0	100	100
25	Y	123/126 (98%)	119 (97%)	4 (3%)	0	100	100
26	b	112/642 (17%)	112 (100%)	0	0	100	100
27	e	122/127 (96%)	120 (98%)	2 (2%)	0	100	100
28	f	104/108 (96%)	100 (96%)	4 (4%)	0	100	100
29	h	119/122 (98%)	116 (98%)	3 (2%)	0	100	100
30	i	96/99 (97%)	92 (96%)	3 (3%)	1 (1%)	15	53
31	j	69/91 (76%)	67 (97%)	2 (3%)	0	100	100
32	m	86/740 (12%)	80 (93%)	6 (7%)	0	100	100
33	o	125/276 (45%)	116 (93%)	7 (6%)	2 (2%)	9	40
34	r	46/260 (18%)	46 (100%)	0	0	100	100
35	t	21/249 (8%)	21 (100%)	0	0	100	100
36	u	98/192 (51%)	96 (98%)	2 (2%)	0	100	100
37	v	157/209 (75%)	151 (96%)	5 (3%)	1 (1%)	25	64
38	x	303/306 (99%)	300 (99%)	3 (1%)	0	100	100
39	y	192/244 (79%)	180 (94%)	12 (6%)	0	100	100
40	T	17/160 (11%)	17 (100%)	0	0	100	100
All	All	5992/9510 (63%)	5765 (96%)	219 (4%)	8 (0%)	54	85

All (8) Ramachandran outliers are listed below:

Mol	Chain	Res	Type
16	K	153	ILE
7	A	118	ASN
7	A	248	PHE
33	o	197	PRO
37	v	130	ILE
8	B	124	LYS
33	o	198	PHE

Continued on next page...

Continued from previous page...

Mol	Chain	Res	Type
30	i	10	ASN

5.3.2 Protein sidechains [i](#)

In the following table, the Percentiles column shows the percent sidechain outliers of the chain as a percentile score with respect to all PDB entries followed by that with respect to all EM entries.

The Analysed column shows the number of residues for which the sidechain conformation was analysed, and the total number of residues.

Mol	Chain	Analysed	Rotameric	Outliers	Percentiles
3	3	169/271 (62%)	163 (96%)	6 (4%)	35 70
4	4	191/197 (97%)	183 (96%)	8 (4%)	30 66
5	5	301/345 (87%)	284 (94%)	17 (6%)	21 56
7	A	228/266 (86%)	215 (94%)	13 (6%)	20 56
8	B	282/326 (86%)	268 (95%)	14 (5%)	24 60
9	C	275/297 (93%)	267 (97%)	8 (3%)	42 76
10	D	288/505 (57%)	277 (96%)	11 (4%)	33 69
11	E	139/155 (90%)	135 (97%)	4 (3%)	42 76
12	F	201/210 (96%)	195 (97%)	6 (3%)	41 75
13	G	135/212 (64%)	133 (98%)	2 (2%)	65 87
17	L	97/167 (58%)	91 (94%)	6 (6%)	18 52
18	M	108/113 (96%)	100 (93%)	8 (7%)	13 44
19	N	146/176 (83%)	141 (97%)	5 (3%)	37 72
20	O	154/162 (95%)	147 (96%)	7 (4%)	27 64
21	P	118/149 (79%)	111 (94%)	7 (6%)	19 54
22	Q	116/159 (73%)	109 (94%)	7 (6%)	19 53
23	S	149/154 (97%)	140 (94%)	9 (6%)	19 53
25	Y	110/111 (99%)	104 (94%)	6 (6%)	21 57
27	e	106/107 (99%)	103 (97%)	3 (3%)	43 77
28	f	89/91 (98%)	86 (97%)	3 (3%)	37 72
29	h	106/107 (99%)	101 (95%)	5 (5%)	26 63
30	i	79/84 (94%)	71 (90%)	8 (10%)	7 29
31	j	58/71 (82%)	55 (95%)	3 (5%)	23 59

Continued on next page...

Continued from previous page...

Mol	Chain	Analysed	Rotameric	Outliers	Percentiles	
32	m	76/659 (12%)	74 (97%)	2 (3%)	46	78
33	o	95/246 (39%)	84 (88%)	11 (12%)	5	23
35	t	22/223 (10%)	21 (96%)	1 (4%)	27	64
37	v	138/181 (76%)	135 (98%)	3 (2%)	52	81
38	x	272/273 (100%)	255 (94%)	17 (6%)	18	51
40	T	17/139 (12%)	17 (100%)	0	100	100
All	All	4265/6156 (69%)	4065 (95%)	200 (5%)	30	63

All (200) residues with a non-rotameric sidechain are listed below:

Mol	Chain	Res	Type
3	3	34	VAL
3	3	57	ASN
3	3	64	MET
3	3	120	LEU
3	3	130	GLN
3	3	170	LYS
4	4	85	SER
4	4	107	TYR
4	4	113	PHE
4	4	181	ASP
4	4	188	SER
4	4	189	THR
4	4	196	VAL
4	4	212	TYR
5	5	5	LEU
5	5	49	LEU
5	5	71	GLN
5	5	80	TRP
5	5	96	LYS
5	5	122	ARG
5	5	133	VAL
5	5	134	GLU
5	5	151	ASP
5	5	161	CYS
5	5	191	ASN
5	5	235	ARG
5	5	244	ARG
5	5	255	PRO
5	5	268	LEU

Continued on next page...

Continued from previous page...

Mol	Chain	Res	Type
5	5	318	ARG
5	5	345	ARG
7	A	48	LEU
7	A	53	VAL
7	A	68	MET
7	A	108	ASP
7	A	118	ASN
7	A	132	MET
7	A	153	LYS
7	A	180	ARG
7	A	199	TRP
7	A	248	PHE
7	A	259	ARG
7	A	267	VAL
7	A	288	ASP
8	B	66	LYS
8	B	67	MET
8	B	68	HIS
8	B	70	ARG
8	B	86	VAL
8	B	136	LYS
8	B	148	LEU
8	B	165	GLN
8	B	184	ASN
8	B	194	TRP
8	B	221	THR
8	B	296	THR
8	B	319	ASN
8	B	358	TRP
9	C	39	SER
9	C	95	MET
9	C	113	VAL
9	C	122	TYR
9	C	179	ASP
9	C	215	THR
9	C	291	ARG
9	C	324	LYS
10	D	143	PHE
10	D	150	MET
10	D	152	TYR
10	D	156	PHE
10	D	202	ARG

Continued on next page...

Continued from previous page...

Mol	Chain	Res	Type
10	D	240	LEU
10	D	358	TYR
10	D	361	LEU
10	D	412	ASP
10	D	452	LEU
10	D	471	ASN
11	E	32	ARG
11	E	82	VAL
11	E	115	SER
11	E	149	LEU
12	F	19	LEU
12	F	27	LYS
12	F	75	LYS
12	F	91	ILE
12	F	116	LEU
12	F	126	PHE
13	G	205	GLU
13	G	213	SER
17	L	40	GLN
17	L	78	GLU
17	L	88	ARG
17	L	89	VAL
17	L	110	GLN
17	L	115	ARG
18	M	38	LEU
18	M	51	ILE
18	M	67	ARG
18	M	82	ASP
18	M	103	SER
18	M	104	GLN
18	M	122	GLU
18	M	123	GLN
19	N	9	GLU
19	N	16	SER
19	N	99	ARG
19	N	110	CYS
19	N	179	ARG
20	O	13	LYS
20	O	55	TYR
20	O	75	ARG
20	O	100	LEU
20	O	136	TYR

Continued on next page...

Continued from previous page...

Mol	Chain	Res	Type
20	O	183	LYS
20	O	194	GLN
21	P	3	ARG
21	P	4	TYR
21	P	23	ARG
21	P	30	ARG
21	P	49	ASP
21	P	117	VAL
21	P	153	GLU
22	Q	23	VAL
22	Q	63	ILE
22	Q	110	SER
22	Q	117	LYS
22	Q	134	THR
22	Q	136	SER
22	Q	146	HIS
23	S	28	LEU
23	S	38	SER
23	S	42	TYR
23	S	44	LEU
23	S	46	MET
23	S	62	GLU
23	S	80	TYR
23	S	109	MET
23	S	136	ARG
25	Y	2	LYS
25	Y	7	VAL
25	Y	40	GLU
25	Y	86	ARG
25	Y	111	ASP
25	Y	114	ARG
27	e	42	ARG
27	e	125	SER
27	e	127	GLU
28	f	28	THR
28	f	55	LYS
28	f	61	ARG
29	h	7	GLU
29	h	45	LYS
29	h	52	ASP
29	h	63	SER
29	h	92	ARG

Continued on next page...

Continued from previous page...

Mol	Chain	Res	Type
30	i	6	VAL
30	i	9	LEU
30	i	16	THR
30	i	19	GLN
30	i	51	TYR
30	i	64	ASP
30	i	69	LYS
30	i	94	SER
31	j	55	ARG
31	j	57	ARG
31	j	65	SER
32	m	201	ASP
32	m	228	SER
33	o	104	LYS
33	o	108	TYR
33	o	134	LEU
33	o	138	ARG
33	o	150	PHE
33	o	179	LYS
33	o	185	GLN
33	o	192	LYS
33	o	199	LYS
33	o	200	ARG
33	o	208	ARG
35	t	55	GLU
37	v	21	ASN
37	v	46	LEU
37	v	202	TYR
38	x	44	ARG
38	x	69	LYS
38	x	79	LYS
38	x	81	ASP
38	x	91	ARG
38	x	127	ARG
38	x	147	ASP
38	x	153	GLU
38	x	154	ASP
38	x	163	LEU
38	x	175	THR
38	x	190	ARG
38	x	204	SER
38	x	206	ARG

Continued on next page...

Continued from previous page...

Mol	Chain	Res	Type
38	x	207	LEU
38	x	253	SER
38	x	302	ARG

Sometimes sidechains can be flipped to improve hydrogen bonding and reduce clashes. All (11) such sidechains are listed below:

Mol	Chain	Res	Type
7	A	70	HIS
8	B	184	ASN
8	B	211	GLN
9	C	94	ASN
18	M	125	ASN
22	Q	14	GLN
22	Q	79	ASN
29	h	11	GLN
29	h	15	ASN
29	h	19	GLN
33	o	189	ASN

5.3.3 RNA [i](#)

Mol	Chain	Analysed	Backbone Outliers	Pucker Outliers
1	1	1408/3497 (40%)	354 (25%)	23 (1%)
2	2	126/165 (76%)	25 (19%)	0
6	6	54/300 (18%)	36 (66%)	3 (5%)
All	All	1588/3962 (40%)	415 (26%)	26 (1%)

All (415) RNA backbone outliers are listed below:

Mol	Chain	Res	Type
1	1	11	A
1	1	14	U
1	1	26	A
1	1	28	G
1	1	32	U
1	1	33	G
1	1	49	A
1	1	57	A
1	1	59	G
1	1	60	A

Continued on next page...

Continued from previous page...

Mol	Chain	Res	Type
1	1	65	A
1	1	66	A
1	1	69	U
1	1	72	C
1	1	99	A
1	1	105	G
1	1	109	A
1	1	110	G
1	1	111	C
1	1	113	C
1	1	116	A
1	1	117	U
1	1	118	U
1	1	122	A
1	1	133	A
1	1	142	G
1	1	154	G
1	1	162	A
1	1	163	A
1	1	171	C
1	1	173	U
1	1	177	G
1	1	193	U
1	1	197	U
1	1	198	U
1	1	207	C
1	1	208	A
1	1	213	G
1	1	217	G
1	1	218	A
1	1	225	G
1	1	226	A
1	1	227	G
1	1	228	A
1	1	229	A
1	1	239	U
1	1	244	G
1	1	247	U
1	1	248	G
1	1	254	G
1	1	258	U
1	1	259	A

Continued on next page...

Continued from previous page...

Mol	Chain	Res	Type
1	1	266	G
1	1	268	U
1	1	269	U
1	1	276	A
1	1	277	G
1	1	285	G
1	1	303	A
1	1	306	U
1	1	313	U
1	1	314	A
1	1	326	A
1	1	331	A
1	1	337	U
1	1	341	G
1	1	345	G
1	1	347	C
1	1	360	A
1	1	378	U
1	1	382	A
1	1	384	G
1	1	399	A
1	1	404	A
1	1	406	U
1	1	411	C
1	1	427	G
1	1	429	G
1	1	430	A
1	1	437	G
1	1	446	U
1	1	448	U
1	1	449	U
1	1	450	A
1	1	458	G
1	1	460	G
1	1	461	A
1	1	462	U
1	1	465	G
1	1	466	U
1	1	479	A
1	1	480	G
1	1	482	C
1	1	484	A

Continued on next page...

Continued from previous page...

Mol	Chain	Res	Type
1	1	488	A
1	1	489	C
1	1	493	G
1	1	494	A
1	1	495	A
1	1	497	C
1	1	499	G
1	1	500	U
1	1	501	G
1	1	502	G
1	1	505	G
1	1	506	G
1	1	508	C
1	1	513	U
1	1	514	C
1	1	524	G
1	1	532	A
1	1	540	A
1	1	547	G
1	1	548	U
1	1	577	U
1	1	578	U
1	1	579	A
1	1	580	U
1	1	581	A
1	1	582	G
1	1	593	A
1	1	602	A
1	1	603	C
1	1	613	A
1	1	616	A
1	1	618	U
1	1	619	G
1	1	626	C
1	1	627	G
1	1	628	U
1	1	636	A
1	1	640	U
1	1	643	C
1	1	645	U
1	1	647	A
1	1	649	G

Continued on next page...

Continued from previous page...

Mol	Chain	Res	Type
1	1	661	C
1	1	662	C
1	1	669	G
1	1	670	A
1	1	671	A
1	1	675	C
1	1	678	A
1	1	685	A
1	1	691	G
1	1	702	A
1	1	706	U
1	1	714	A
1	1	715	U
1	1	716	G
1	1	732	A
1	1	750	U
1	1	817	G
1	1	831	G
1	1	833	A
1	1	840	A
1	1	962	U
1	1	964	U
1	1	966	G
1	1	967	U
1	1	969	G
1	1	976	C
1	1	986	U
1	1	987	U
1	1	989	C
1	1	990	C
1	1	997	A
1	1	998	U
1	1	1006	A
1	1	1008	U
1	1	1009	C
1	1	1011	G
1	1	1012	A
1	1	1013	U
1	1	1014	C
1	1	1016	G
1	1	1023	G
1	1	1135	G

Continued on next page...

Continued from previous page...

Mol	Chain	Res	Type
1	1	1138	U
1	1	1142	U
1	1	1143	A
1	1	1147	G
1	1	1151	A
1	1	1158	G
1	1	1159	U
1	1	1160	A
1	1	1161	A
1	1	1163	C
1	1	1170	G
1	1	1175	U
1	1	1176	G
1	1	1184	A
1	1	1185	A
1	1	1191	C
1	1	1203	G
1	1	1211	A
1	1	1212	U
1	1	1222	U
1	1	1223	C
1	1	1224	A
1	1	1225	G
1	1	1227	C
1	1	1233	A
1	1	1234	A
1	1	1235	A
1	1	1238	G
1	1	1239	U
1	1	1240	G
1	1	1320	G
1	1	1322	A
1	1	1347	U
1	1	1348	A
1	1	1356	U
1	1	1361	A
1	1	1363	A
1	1	1379	U
1	1	1380	A
1	1	1381	G
1	1	1382	C
1	1	1386	G

Continued on next page...

Continued from previous page...

Mol	Chain	Res	Type
1	1	1387	A
1	1	1388	G
1	1	1389	A
1	1	1390	A
1	1	1420	U
1	1	1425	C
1	1	1433	U
1	1	1452	A
1	1	1453	A
1	1	1465	G
1	1	1468	G
1	1	1471	C
1	1	1482	U
1	1	1484	G
1	1	2439	U
1	1	2440	A
1	1	2441	G
1	1	2451	A
1	1	2456	G
1	1	2458	G
1	1	2459	G
1	1	2460	A
1	1	2461	A
1	1	2462	C
1	1	2463	G
1	1	2464	G
1	1	2465	G
1	1	3096	G
1	1	3098	C
1	1	3099	G
1	1	3100	C
1	1	3108	A
1	1	3109	U
1	1	3110	U
1	1	3112	A
1	1	3113	A
1	1	3115	U
1	1	3116	U
1	1	3117	A
1	1	3118	G
1	1	3122	G
1	1	3126	G

Continued on next page...

Continued from previous page...

Mol	Chain	Res	Type
1	1	3135	G
1	1	3142	A
1	1	3143	U
1	1	3144	C
1	1	3148	G
1	1	3151	A
1	1	3152	U
1	1	3154	U
1	1	3183	A
1	1	3188	U
1	1	3189	C
1	1	3190	A
1	1	3195	C
1	1	3196	U
1	1	3197	G
1	1	3211	C
1	1	3212	G
1	1	3216	C
1	1	3218	A
1	1	3226	A
1	1	3227	U
1	1	3237	A
1	1	3238	A
1	1	3239	A
1	1	3240	G
1	1	3270	U
1	1	3271	G
1	1	3272	U
1	1	3273	A
1	1	3275	A
1	1	3276	A
1	1	3279	A
1	1	3281	A
1	1	3282	G
1	1	3299	U
1	1	3304	U
1	1	3307	U
1	1	3310	A
1	1	3315	A
1	1	3316	G
1	1	3317	A
1	1	3318	A

Continued on next page...

Continued from previous page...

Mol	Chain	Res	Type
1	1	3319	G
1	1	3320	A
1	1	3322	G
1	1	3324	G
1	1	3327	A
1	1	3328	U
1	1	3329	G
1	1	3330	G
1	1	3332	U
1	1	3335	U
1	1	3337	A
1	1	3338	A
1	1	3343	A
1	1	3344	A
1	1	3345	G
1	1	3346	U
1	1	3348	U
1	1	3351	U
1	1	3353	U
1	1	3355	G
1	1	3358	U
1	1	3359	U
1	1	3360	G
1	1	3366	G
1	1	3370	U
1	1	3371	U
1	1	3372	C
1	1	3375	U
1	1	3388	C
1	1	3391	A
1	1	3394	C
1	1	3395	G
1	1	3401	A
1	1	3402	U
1	1	3404	G
1	1	3405	C
1	1	3406	A
1	1	3407	U
1	1	3409	C
1	1	3413	U
1	1	3417	A
1	1	3418	U

Continued on next page...

Continued from previous page...

Mol	Chain	Res	Type
1	1	3421	G
1	1	3426	G
1	1	3427	G
1	1	3431	A
1	1	3484	G
1	1	3490	A
1	1	3491	A
1	1	3496	U
2	2	10	A
2	2	21	A
2	2	31	U
2	2	42	U
2	2	43	C
2	2	56	A
2	2	59	G
2	2	60	A
2	2	61	A
2	2	62	A
2	2	67	A
2	2	71	G
2	2	79	A
2	2	96	A
2	2	98	U
2	2	103	G
2	2	104	A
2	2	112	A
2	2	114	C
2	2	115	G
2	2	116	C
2	2	122	G
2	2	124	G
2	2	144	G
2	2	159	U
6	6	2	C
6	6	3	A
6	6	5	U
6	6	6	C
6	6	8	U
6	6	9	C
6	6	10	U
6	6	11	C
6	6	12	A

Continued on next page...

Continued from previous page...

Mol	Chain	Res	Type
6	6	13	C
6	6	21	G
6	6	24	U
6	6	26	U
6	6	27	U
6	6	28	U
6	6	30	U
6	6	32	A
6	6	37	U
6	6	38	U
6	6	40	U
6	6	57	A
6	6	58	A
6	6	59	A
6	6	60	A
6	6	61	U
6	6	62	U
6	6	64	G
6	6	66	U
6	6	67	U
6	6	68	U
6	6	69	U
6	6	70	U
6	6	71	U
6	6	72	U
6	6	73	U
6	6	74	U

All (26) RNA pucker outliers are listed below:

Mol	Chain	Res	Type
1	1	170	G
1	1	447	C
1	1	449	U
1	1	461	A
1	1	487	C
1	1	488	A
1	1	493	G
1	1	496	C
1	1	500	U
1	1	505	G
1	1	539	A

Continued on next page...

Continued from previous page...

Mol	Chain	Res	Type
1	1	669	G
1	1	832	G
1	1	996	G
1	1	1159	U
1	1	1380	A
1	1	1389	A
1	1	3189	C
1	1	3217	U
1	1	3318	A
1	1	3329	G
1	1	3337	A
1	1	3393	U
6	6	1	A
6	6	71	U
6	6	72	U

5.4 Non-standard residues in protein, DNA, RNA chains [i](#)

There are no non-standard protein/DNA/RNA residues in this entry.

5.5 Carbohydrates [i](#)

There are no monosaccharides in this entry.

5.6 Ligand geometry [i](#)

Of 1 ligands modelled in this entry, 1 is monoatomic - leaving 0 for Mogul analysis.

There are no bond length outliers.

There are no bond angle outliers.

There are no chirality outliers.

There are no torsion outliers.

There are no ring outliers.

No monomer is involved in short contacts.

5.7 Other polymers [i](#)

There are no such residues in this entry.

5.8 Polymer linkage issues

There are no chain breaks in this entry.


6 Map visualisation [i](#)

This section contains visualisations of the EMDB entry EMD-24420. These allow visual inspection of the internal detail of the map and identification of artifacts.

No raw map or half-maps were deposited for this entry and therefore no images, graphs, etc. pertaining to the raw map can be shown.

6.1 Orthogonal projections [i](#)


6.1.1 Primary map



The images above show the map projected in three orthogonal directions.

6.2 Central slices [i](#)


6.2.1 Primary map




The images above show central slices of the map in three orthogonal directions.

6.3 Largest variance slices [i](#)


6.3.1 Primary map



X Index: 282



Y Index: 274



Z Index: 249

The images above show the largest variance slices of the map in three orthogonal directions.

6.4 Orthogonal surface views [i](#)

6.4.1 Primary map



X



Y



Z

The images above show the 3D surface view of the map at the recommended contour level 0.05. These images, in conjunction with the slice images, may facilitate assessment of whether an appropriate contour level has been provided.

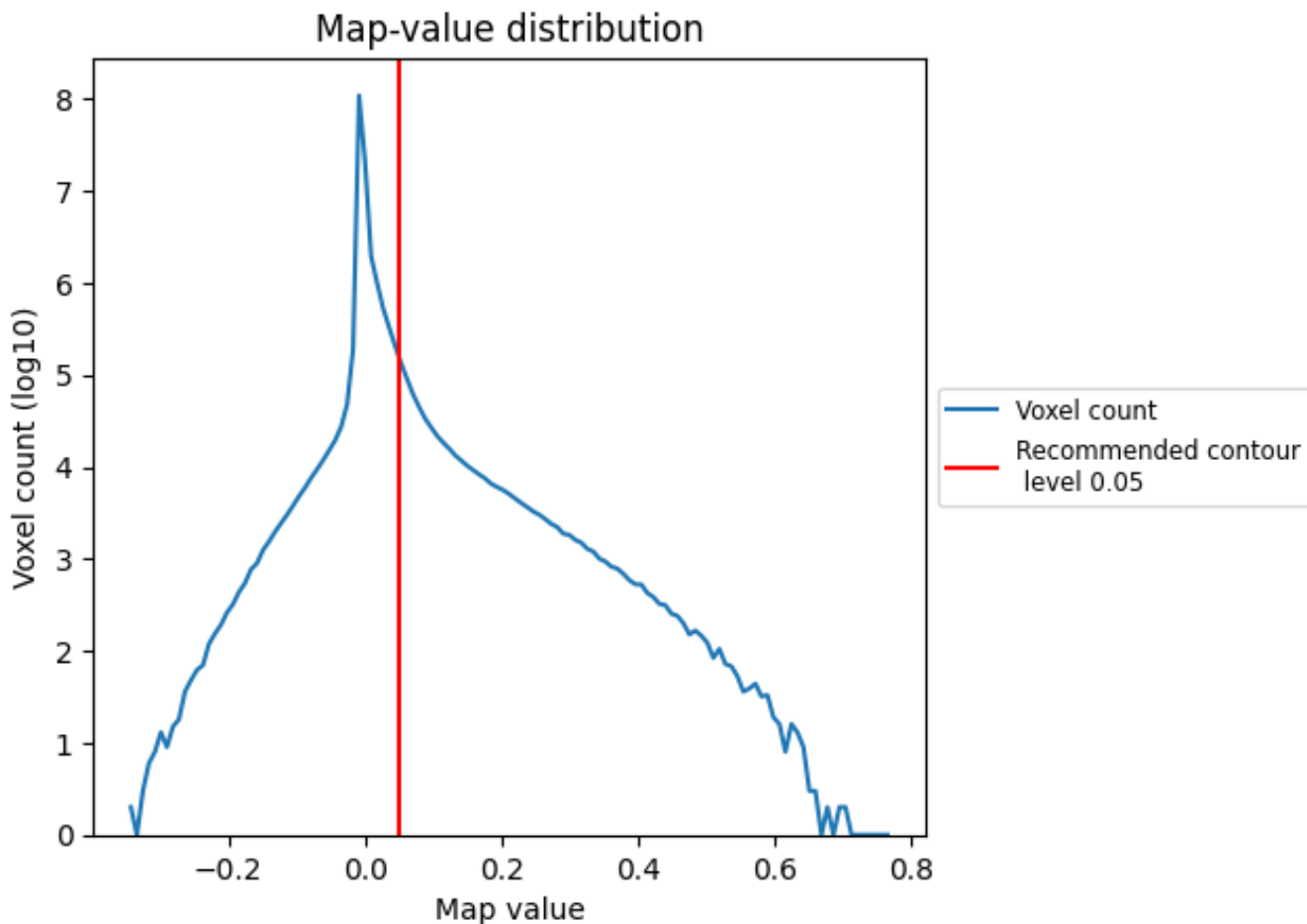
6.5 Mask visualisation

This section was not generated. No masks/segmentation were deposited.

7 Map analysis [i](#)

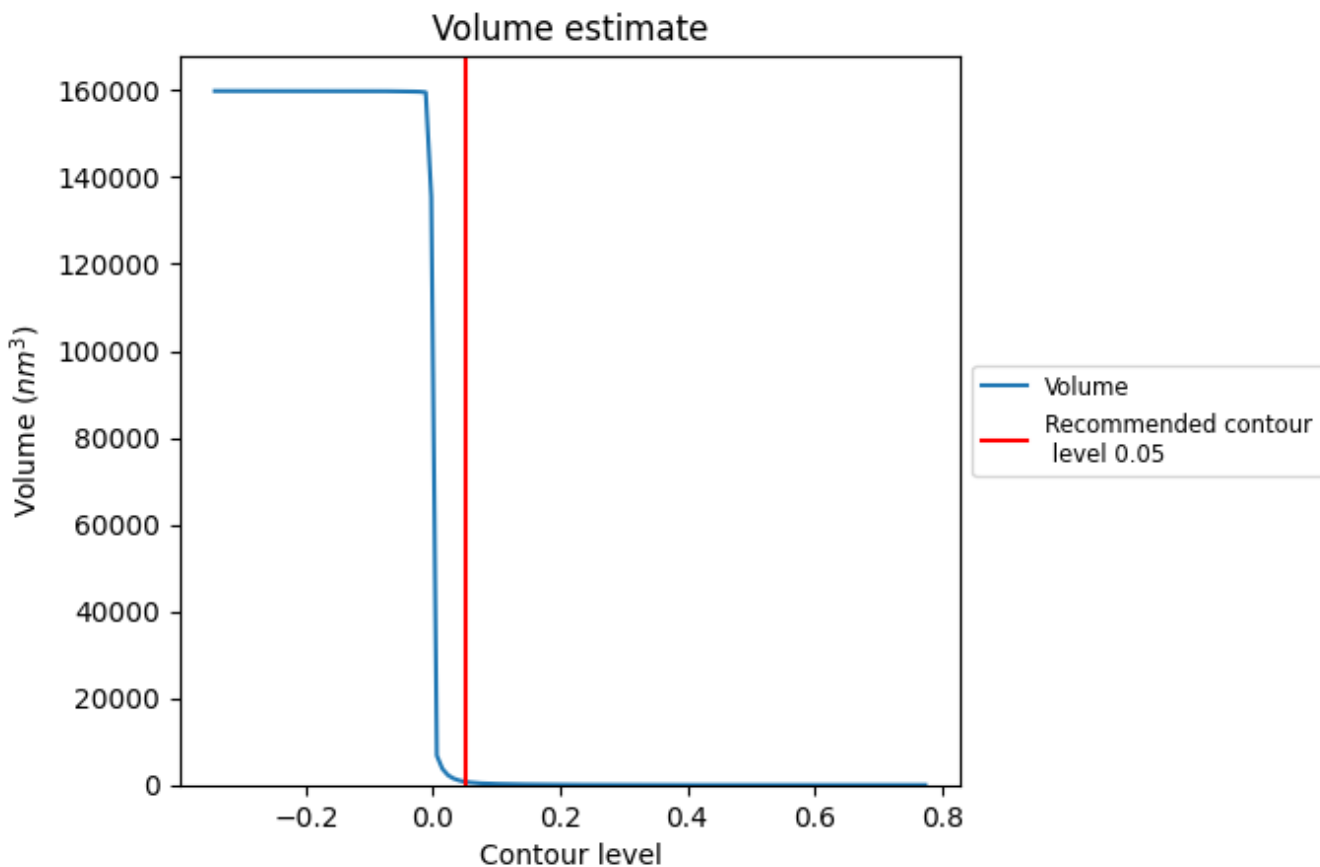
This section contains the results of statistical analysis of the map.

7.1 Map-value distribution [i](#)



The map-value distribution is plotted in 128 intervals along the x-axis. The y-axis is logarithmic. A spike in this graph at zero usually indicates that the volume has been masked.

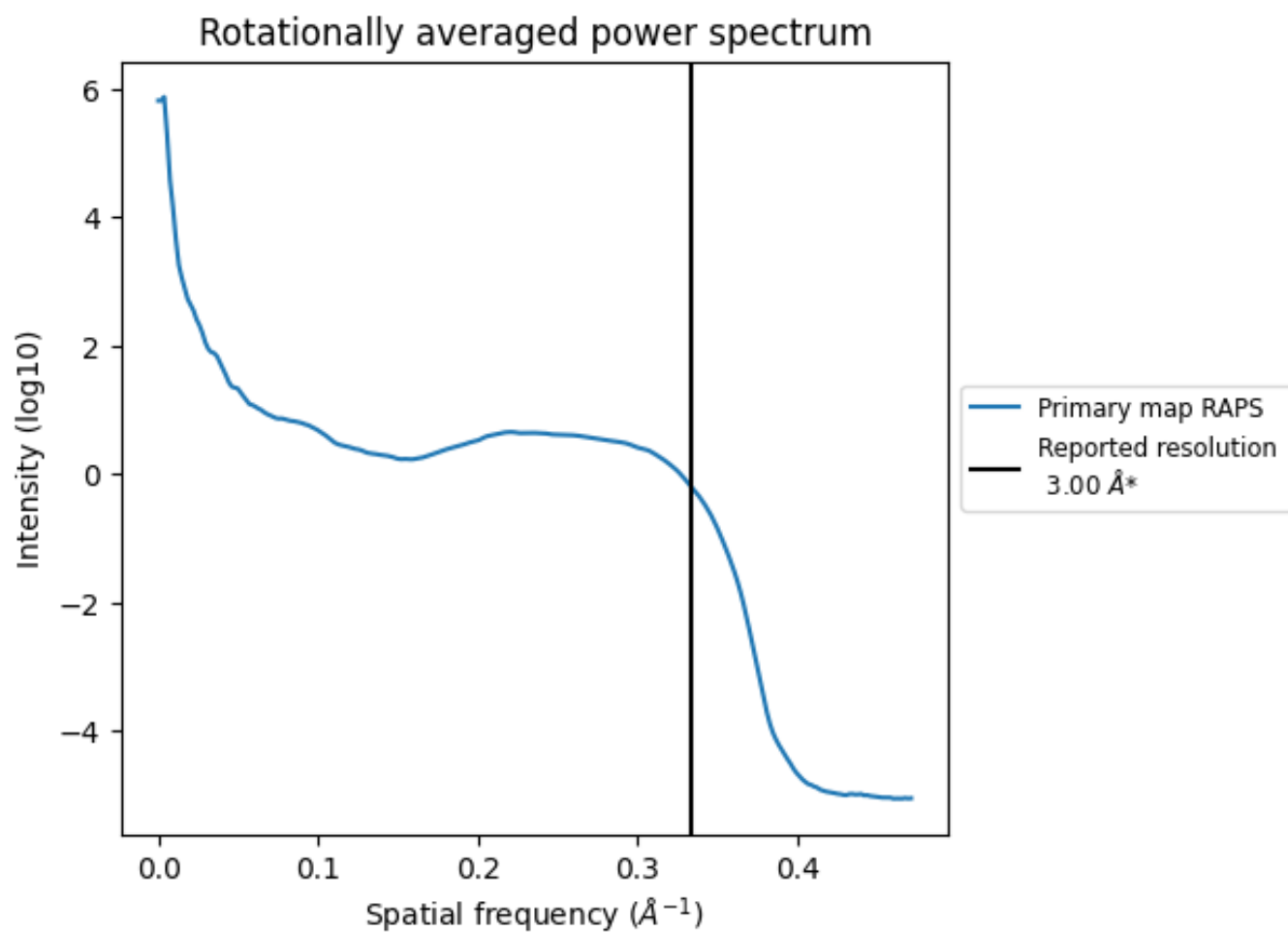
7.2 Volume estimate [\(i\)](#)



The volume at the recommended contour level is 754 nm³; this corresponds to an approximate mass of 681 kDa.

The volume estimate graph shows how the enclosed volume varies with the contour level. The recommended contour level is shown as a vertical line and the intersection between the line and the curve gives the volume of the enclosed surface at the given level.

7.3 Rotationally averaged power spectrum [i](#)



*Reported resolution corresponds to spatial frequency of 0.333 Å⁻¹

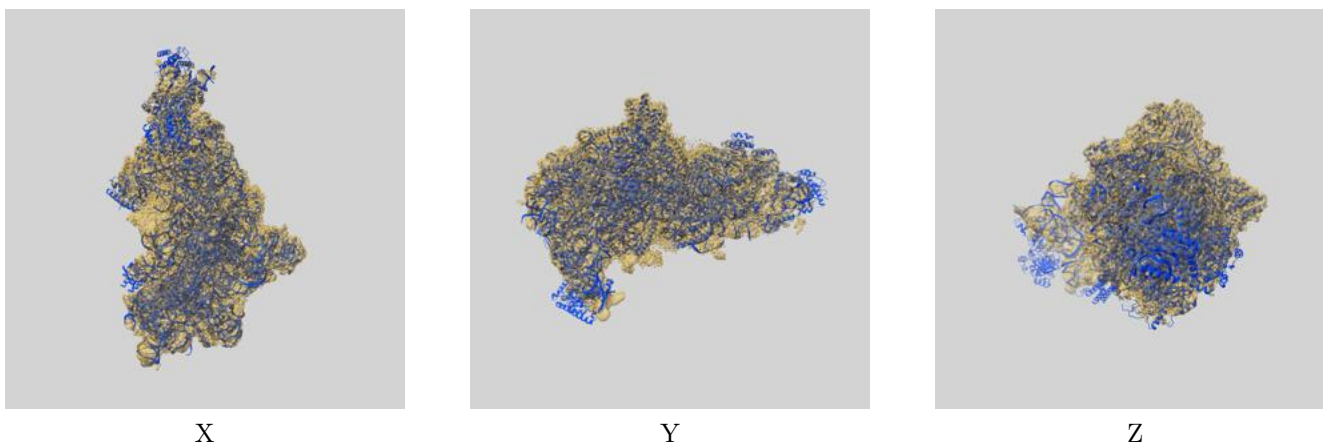
8 Fourier-Shell correlation

This section was not generated. No FSC curve or half-maps provided.

9 Map-model fit [i](#)

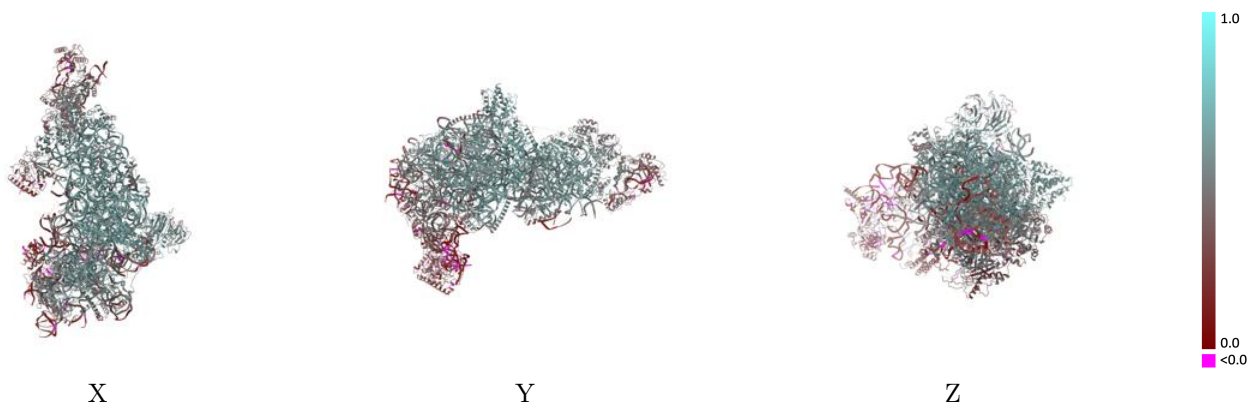
This section contains information regarding the fit between EMDB map EMD-24420 and PDB model 8EUY. Per-residue inclusion information can be found in section 3 on page 12.

9.1 Map-model overlay [i](#)



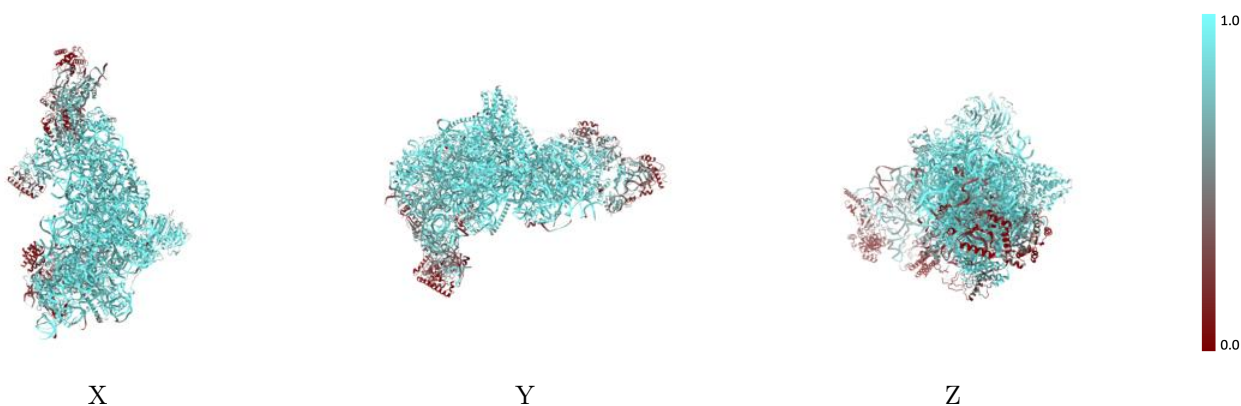
The images above show the 3D surface view of the map at the recommended contour level 0.05 at 50% transparency in yellow overlaid with a ribbon representation of the model coloured in blue. These images allow for the visual assessment of the quality of fit between the atomic model and the map.

9.2 Q-score mapped to coordinate model [i](#)



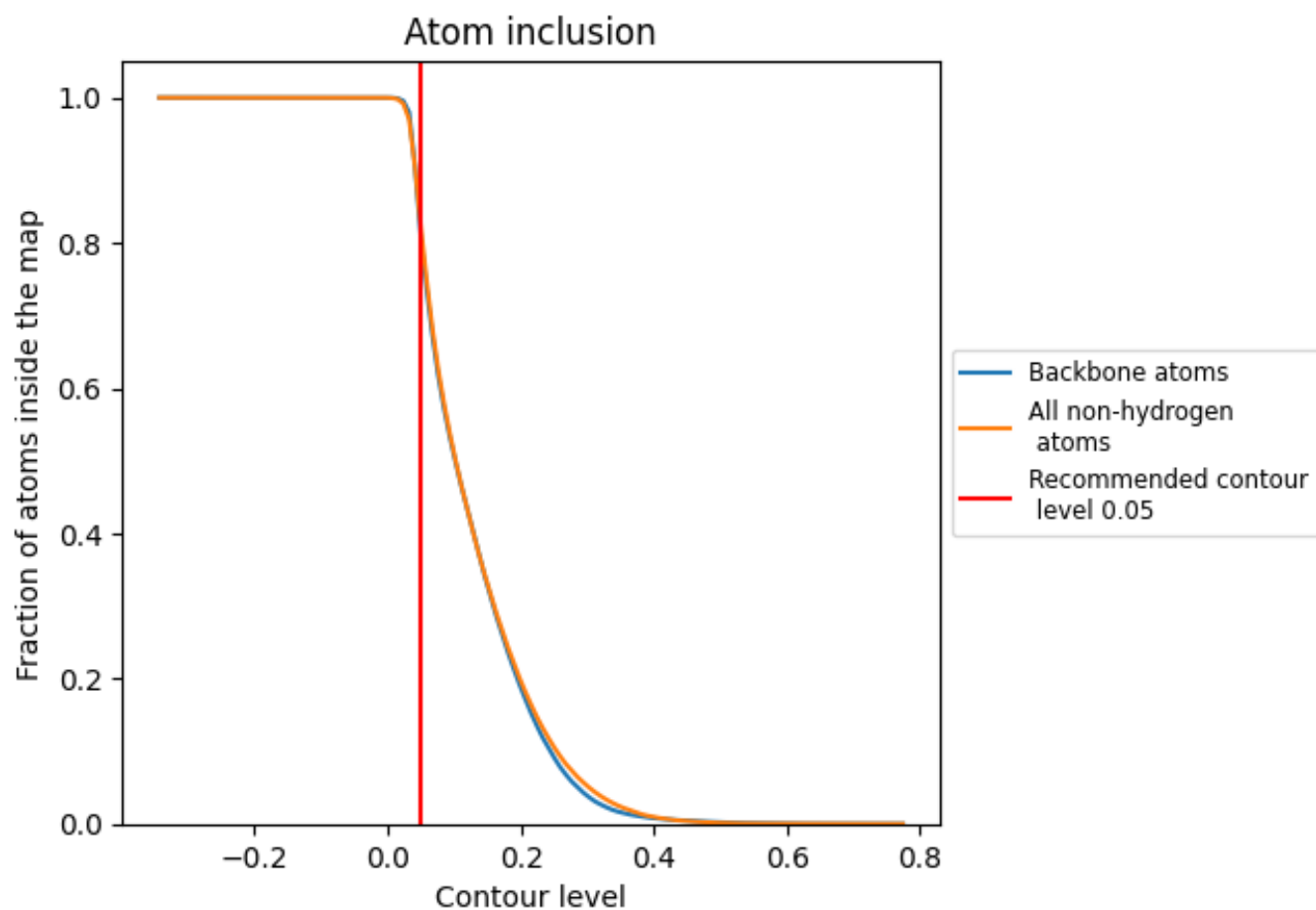
The images above show the model with each residue coloured according its Q-score. This shows their resolvability in the map with higher Q-score values reflecting better resolvability. Please note: Q-score is calculating the resolvability of atoms, and thus high values are only expected at resolutions at which atoms can be resolved. Low Q-score values may therefore be expected for many entries.

9.3 Atom inclusion mapped to coordinate model [i](#)



The images above show the model with each residue coloured according to its atom inclusion. This shows to what extent they are inside the map at the recommended contour level (0.05).







































































9.4 Atom inclusion [i](#)



At the recommended contour level, 81% of all backbone atoms, 82% of all non-hydrogen atoms, are inside the map.

9.5 Map-model fit summary













The table lists the average atom inclusion at the recommended contour level (0.05) and Q-score for the entire model and for each chain.

Chain	Atom inclusion	Q-score
All	 0.8219	 0.4810
1	 0.8913	 0.4590
2	 0.9305	 0.5240
3	 0.9483	 0.6070
4	 0.9351	 0.5900
5	 0.8959	 0.5460
6	 0.4690	 0.1990
A	 0.7334	 0.3900
B	 0.6590	 0.2860
C	 0.9785	 0.6230
D	 0.5451	 0.4790
E	 0.9143	 0.5420
F	 0.9442	 0.5790
G	 0.9391	 0.5790
H	 0.2277	 0.3100
J	 0.3739	 0.2880
K	 0.4266	 0.3990
L	 0.9756	 0.6280
M	 0.9222	 0.5050
N	 0.9873	 0.6140
O	 0.9007	 0.4930
P	 0.8758	 0.5360
Q	 0.9587	 0.5920
S	 0.8351	 0.4790
T	 0.3741	 0.3860
V	 0.0668	 0.1860
Y	 0.9751	 0.6070
b	 0.0101	 0.2360
e	 0.9844	 0.6280
f	 0.9840	 0.6140
h	 0.8530	 0.5270
i	 0.9405	 0.5740
j	 0.9519	 0.5980
m	 0.7234	 0.4810
o	 0.4578	 0.3660



Continued on next page...

Continued from previous page...

Chain	Atom inclusion	Q-score
r	 0.0602	 0.2490
t	 0.5124	 0.4230
u	 0.2332	 0.2230
v	 0.8934	 0.5610
x	 0.9298	 0.5810
y	 0.0185	 0.2290