



wwPDB X-ray Structure Validation Summary Report ⓘ

Jan 4, 2024 – 03:26 pm GMT

PDB ID : 5FCJ
Title : Structure of the anisomycin-containing uL3 W255C mutant 80S yeast ribosome
Authors : Mailliot, J.; Garreau de Loubresse, N.; Yusupova, G.; Dinman, J.D.; Yusupov, M.
Deposited on : 2015-12-15
Resolution : 3.10 Å(reported)

This is a wwPDB X-ray Structure Validation Summary Report for a publicly released PDB entry.

We welcome your comments at validation@mail.wwpdb.org

A user guide is available at

<https://www.wwpdb.org/validation/2017/XrayValidationReportHelp>

with specific help available everywhere you see the ⓘ symbol.

The types of validation reports are described at

<http://www.wwpdb.org/validation/2017/FAQs#types>.

The following versions of software and data (see [references ⓘ](#)) were used in the production of this report:

MolProbity : 4.02b-467
Mogul : 1.8.4, CSD as541be (2020)
Xtriage (Phenix) : 1.13
EDS : 2.36
buster-report : 1.1.7 (2018)
Percentile statistics : 20191225.v01 (using entries in the PDB archive December 25th 2019)
Refmac : 5.8.0158
CCP4 : 7.0.044 (Gargrove)
Ideal geometry (proteins) : Engh & Huber (2001)
Ideal geometry (DNA, RNA) : Parkinson et al. (1996)
Validation Pipeline (wwPDB-VP) : 2.36

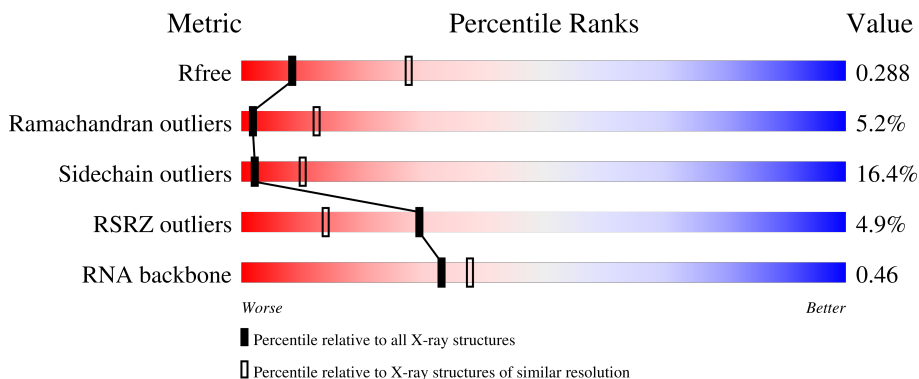
1 Overall quality at a glance

The following experimental techniques were used to determine the structure:

X-RAY DIFFRACTION

The reported resolution of this entry is 3.10 Å.

Percentile scores (ranging between 0-100) for global validation metrics of the entry are shown in the following graphic. The table shows the number of entries on which the scores are based.



Metric	Whole archive (#Entries)	Similar resolution (#Entries, resolution range(Å))
R_{free}	130704	1094 (3.10-3.10)
Ramachandran outliers	138981	1141 (3.10-3.10)
Sidechain outliers	138945	1141 (3.10-3.10)
RSRZ outliers	127900	1067 (3.10-3.10)
RNA backbone	3102	1116 (3.40-2.80)

The table below summarises the geometric issues observed across the polymeric chains and their fit to the electron density. The red, orange, yellow and green segments of the lower bar indicate the fraction of residues that contain outliers for ≥ 3 , 2, 1 and 0 types of geometric quality criteria respectively. A grey segment represents the fraction of residues that are not modelled. The numeric value for each fraction is indicated below the corresponding segment, with a dot representing fractions $\leq 5\%$. The upper red bar (where present) indicates the fraction of residues that have poor fit to the electron density. The numeric value is given above the bar.

Mol	Chain	Length	Quality of chain
1	2	1800	
1	6	1800	
2	S0	251	
2	s0	251	
3	S1	254	

Continued on next page...

Continued from previous page...

Mol	Chain	Length	Quality of chain
3	s1	254	2% 69% 15% 15%
4	S2	253	% 70% 16% 14%
4	s2	253	3% 68% 17% 14%
5	S3	239	4% 77% 15% 7%
5	s3	239	5% 79% 14% 7%
6	S4	260	3% 82% 16%
6	s4	260	2% 79% 19%
7	S5	224	8% 71% 20% 8%
7	s5	224	5% 74% 18% 8%
8	S6	236	9% 78% 17%
8	s6	236	3% 76% 15% 8%
9	S7	189	8% 75% 21%
9	s7	189	11% 81% 15%
10	S8	200	3% 80% 13% 6%
10	s8	200	4% 82% 12% 6%
11	S9	196	4% 77% 17% 6%
11	s9	196	3% 82% 11% 6%
12	C0	96	84% 15%
12	c0	96	10% 82% 15%
13	C1	155	4% 86% 14%
13	c1	155	6% 77% 17% 6%
14	C2	142	32% 64% 21% 13%
14	c2	142	54% 65% 20% 13%
15	C3	150	4% 82% 16%
15	c3	150	81% 16%

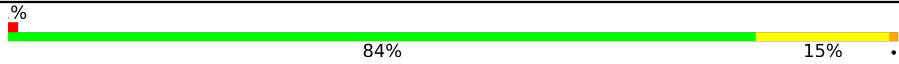
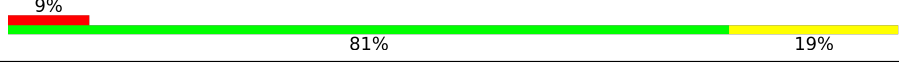
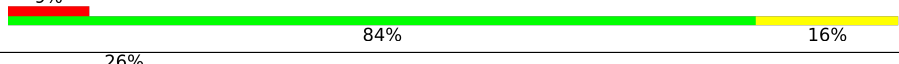



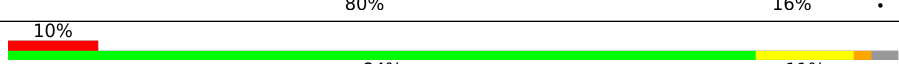
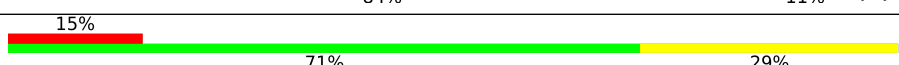
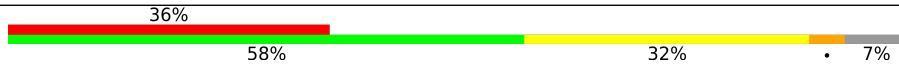


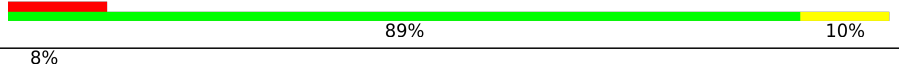
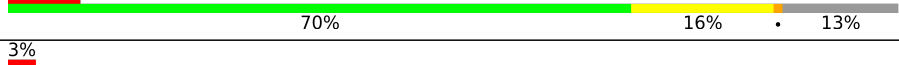
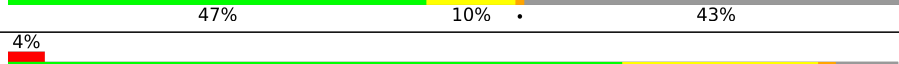
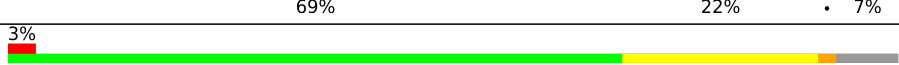










Continued on next page...

Continued from previous page...

Mol	Chain	Length	Quality of chain
16	C4	136	18% 75% 15% 7%
16	c4	136	% 74% 18% 6%
17	C5	141	2% 73% 14% 12%
17	c5	141	7% 77% 16% ..
18	C6	142	4% 82% 15% ..
18	c6	142	13% 82% 18%
19	C7	136	8% 71% 15% 12%
19	c7	136	12% 71% 14% 14%
20	C8	145	12% 77% 20% .
20	c8	145	6% 77% 21% .
21	C9	143	5% 80% 20%
21	c9	143	86% 13% .
22	D0	120	22% 70% 19% 11%
22	d0	120	25% 67% 24% 8%
23	D1	87	6% 75% 25%
23	d1	87	2% 85% 15%
24	D2	129	2% 84% 14% .
24	d2	129	87% 12% .
25	D3	144	% 81% 19% .
25	d3	144	86% 14%
26	D4	134	9% 80% 19% .
26	d4	134	4% 81% 19% .
27	D5	107	2% 45% 21% 35%
27	d5	107	9% 56% 8% 36%
28	D6	97	4% 71% 23% 6%


























Continued on next page...

Continued from previous page...

Mol	Chain	Length	Quality of chain
28	d6	97	 % 84% 15%
29	D7	81	 9% 81% 19%
29	d7	81	 9% 84% 16%
30	D8	66	 26% 73% 23% 5%
30	d8	66	 27% 77% 15% 5%
31	D9	55	 2% 78% 13% 5%
31	d9	55	 7% 80% 16%
32	E0	62	 10% 84% 11%
32	e0	62	 15% 71% 29%
33	E1	76	 36% 58% 32% 7%
33	e1	76	 50% 66% 28% 7%
34	SR	318	 10% 86% 14%
34	sR	318	 11% 89% 10%
35	SM	182	 8% 70% 16% 13%
35	sM	182	 3% 47% 10% 43%
36	1	3396	 4% 69% 22% 7%
36	5	3396	 3% 69% 22% 7%
37	3	121	 % 88% 12%
37	7	121	 82% 16%
38	4	158	 2% 75% 23%
38	8	158	 2% 74% 25%
39	L2	253	 81% 18%
39	l2	253	 2% 81% 18%
40	L3	386	 82% 18%
40	l3	386	 84% 16%


























Continued on next page...

Continued from previous page...

Mol	Chain	Length	Quality of chain
41	L4	361	 81% 18%
41	l4	361	 83% 15%
42	L5	296	 81% 18%
42	l5	296	 82% 17%
43	L6	175	 78% 11% 11%
43	l6	175	 74% 14% 10%
44	L7	243	 82% 9% 9%
44	l7	243	 80% 10% 8%
45	L8	255	 76% 15% 9%
45	l8	255	 74% 16% 9%
46	L9	191	 79% 20%
46	l9	191	 80% 20%
47	M0	220	 78% 18%
47	m0	220	 79% 17%
48	M1	173	 73% 21%
48	m1	173	 77% 18%
49	M3	198	 80% 17%
49	m3	198	 80% 17%
50	M4	137	 83% 15%
50	m4	137	 88% 11%
51	M5	203	 82% 18%
51	m5	203	 86% 13%
52	M6	198	 86% 13%
52	m6	198	 87% 12%
53	M7	183	 85% 14%

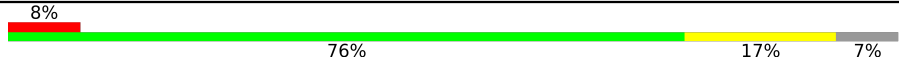

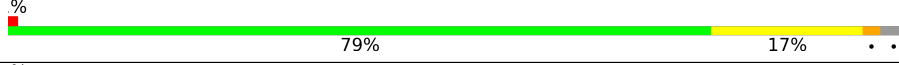

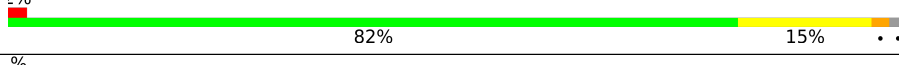
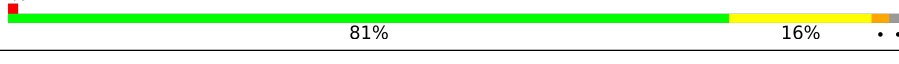
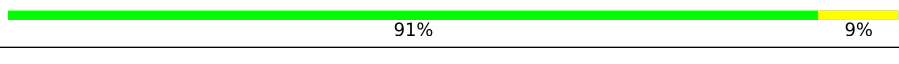
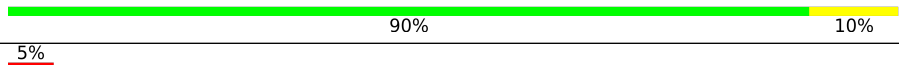
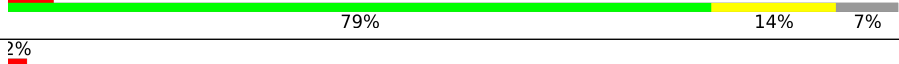



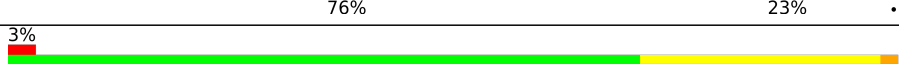
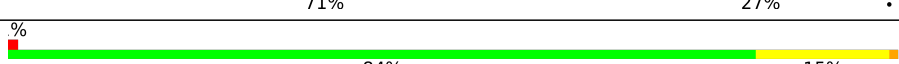

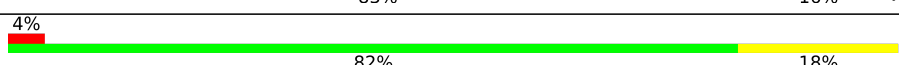
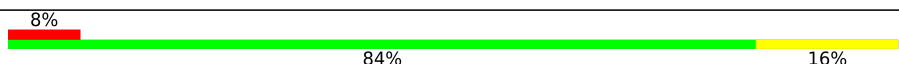
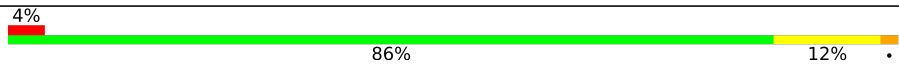
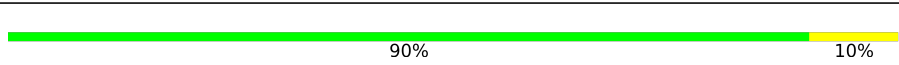


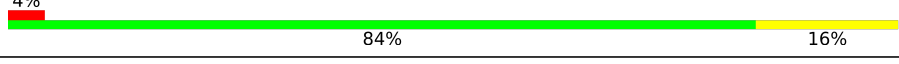
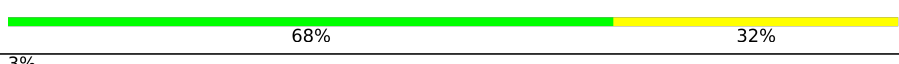


Continued on next page...

Continued from previous page...

Mol	Chain	Length	Quality of chain
53	m7	183	 75% 10% 15%
54	M8	185	 85% 14%
54	m8	185	 84% 15%
55	M9	188	 89% 11%
55	m9	188	 82% 18%
56	N0	172	 83% 17%
56	n0	172	 82% 18%
57	N1	159	 82% 18%
57	n1	159	 82% 17%
58	N2	120	 73% 10% 17% 9%
58	n2	120	 68% 12% 18% 9%
59	N3	136	 86% 14%
59	n3	136	 91% 9%
60	N4	155	 55% 8% 37% 14%
60	n4	155	 74% 13% 13% 12%
61	N5	141	 69% 15% 14% 2%
61	n5	141	 69% 15% 15% 4%
62	N6	126	 84% 15%
62	n6	126	 83% 15%
63	N7	135	 84% 14%
63	n7	135	 79% 17%
64	N8	148	 81% 14% 5%
64	n8	148	 80% 19%
65	N9	58	 83% 16%
65	n9	58	 78% 19%

Continued on next page...

Continued from previous page...

Mol	Chain	Length	Quality of chain
66	O0	104	 8% 76% 17% 7%
66	o0	104	 5% 76% 19% . .
67	O1	112	 % 79% 17% . .
67	o1	112	 % 79% 19% .
68	O2	129	 2% 82% 15% . .
68	o2	129	 % 81% 16% . .
69	O3	106	 91% 9%
69	o3	106	 90% 10%
70	O4	120	 5% 79% 14% 7%
70	o4	120	 2% 78% 15% . 7%
71	O5	119	 % 81% 18% .
71	o5	119	 % 82% 18%
72	O6	99	 5% 76% 23% .
72	o6	99	 3% 71% 27% .
73	O7	87	 % 84% 15% .
73	o7	87	 2% 83% 16% .
74	O8	77	 4% 82% 18%
74	o8	77	 8% 84% 16%
75	O9	50	 4% 86% 12% .
75	o9	50	 90% 10%
76	Q0	52	 85% 13% .
76	q0	52	 77% 21% .
77	Q1	25	 4% 84% 16%
77	q1	25	 68% 32%
78	Q2	105	 3% 79% 19% .

Continued on next page...

Continued from previous page...

Mol	Chain	Length	Quality of chain
78	q2	105	
79	Q3	91	
79	q3	91	
80	m2	150	
81	p0	311	
82	p1	47	
83	p2	46	

The following table lists non-polymeric compounds, carbohydrate monomers and non-standard residues in protein, DNA, RNA chains that are outliers for geometric or electron-density-fit criteria:

Mol	Type	Chain	Res	Chirality	Geometry	Clashes	Electron density
84	MG	1	3414	-	-	-	X
84	MG	1	3435	-	-	-	X
84	MG	1	3487	-	-	-	X
84	MG	1	3496	-	-	-	X
84	MG	1	3568	-	-	-	X
84	MG	1	3570	-	-	-	X
84	MG	1	3599	-	-	-	X
84	MG	1	3630	-	-	-	X
84	MG	1	3639	-	-	-	X
84	MG	1	3667	-	-	-	X
84	MG	1	3673	-	-	-	X
84	MG	1	3694	-	-	-	X
84	MG	1	3709	-	-	-	X
84	MG	1	3715	-	-	-	X
84	MG	1	4043	-	-	-	X
84	MG	2	1904	-	-	-	X
84	MG	2	1909	-	-	-	X
84	MG	2	1911	-	-	-	X
84	MG	2	1912	-	-	-	X
84	MG	2	1915	-	-	-	X
84	MG	2	1923	-	-	-	X
84	MG	2	1941	-	-	-	X
84	MG	2	1946	-	-	-	X
84	MG	2	1956	-	-	-	X
84	MG	2	1962	-	-	-	X

Continued on next page...

Continued from previous page...

Mol	Type	Chain	Res	Chirality	Geometry	Clashes	Electron density
84	MG	2	1969	-	-	-	X
84	MG	2	1970	-	-	-	X
84	MG	2	1972	-	-	-	X
84	MG	2	1978	-	-	-	X
84	MG	4	202	-	-	-	X
84	MG	5	3457	-	-	-	X
84	MG	5	3476	-	-	-	X
84	MG	5	3542	-	-	-	X
84	MG	5	3617	-	-	-	X
84	MG	5	3632	-	-	-	X
84	MG	5	3636	-	-	-	X
84	MG	5	3641	-	-	-	X
84	MG	5	3643	-	-	-	X
84	MG	5	3655	-	-	-	X
84	MG	5	3709	-	-	-	X
84	MG	5	3731	-	-	-	X
84	MG	6	1917	-	-	-	X
84	MG	6	1930	-	-	-	X
84	MG	6	1938	-	-	-	X
84	MG	6	1961	-	-	-	X
84	MG	6	1965	-	-	-	X
84	MG	6	1969	-	-	-	X
84	MG	6	1971	-	-	-	X
84	MG	6	1984	-	-	-	X
84	MG	6	2001	-	-	-	X
84	MG	6	2002	-	-	-	X
84	MG	6	2008	-	-	-	X
84	MG	8	207	-	-	-	X
84	MG	O7	103	-	-	-	X
84	MG	SM	201	-	-	-	X
84	MG	l6	201	-	-	-	X
87	ANM	1	3401	X	-	-	X

2 Entry composition [i](#)

There are 87 unique types of molecules in this entry. The entry contains 410912 atoms, of which 0 are hydrogens and 0 are deuteriums.

In the tables below, the ZeroOcc column contains the number of atoms modelled with zero occupancy, the AltConf column contains the number of residues with at least one atom in alternate conformation and the Trace column contains the number of residues modelled with at most 2 atoms.

- Molecule 1 is a RNA chain called 18S ribosomal RNA.

Mol	Chain	Residues	Atoms					ZeroOcc	AltConf	Trace
			Total	C	N	O	P			
1	2	1781	Total	C	N	O	P	0	1	0
			37970	16975	6720	12493	1782			
1	6	1795	Total	C	N	O	P	0	1	0
			38260	17105	6763	12596	1796			

- Molecule 2 is a protein called 40S ribosomal protein S0-A.

Mol	Chain	Residues	Atoms					ZeroOcc	AltConf	Trace
			Total	C	N	O	S			
2	S0	206	Total	C	N	O	S	0	0	0
			1577	1014	278	283	2			
2	s0	206	Total	C	N	O	S	0	0	0
			1612	1034	285	291	2			

- Molecule 3 is a protein called 40S ribosomal protein S1-A.

Mol	Chain	Residues	Atoms					ZeroOcc	AltConf	Trace
			Total	C	N	O	S			
3	S1	214	Total	C	N	O	S	0	0	0
			1709	1084	310	311	4			
3	s1	216	Total	C	N	O	S	0	0	0
			1722	1091	312	315	4			

- Molecule 4 is a protein called 40S ribosomal protein S2.

Mol	Chain	Residues	Atoms					ZeroOcc	AltConf	Trace
			Total	C	N	O	S			
4	S2	217	Total	C	N	O	S	0	0	0
			1635	1047	289	297	2			
4	s2	217	Total	C	N	O	S	0	0	0
			1635	1047	289	297	2			

- Molecule 5 is a protein called 40S ribosomal protein S3.

Mol	Chain	Residues	Atoms					ZeroOcc	AltConf	Trace
5	S3	223	Total	C	N	O	S	0	0	0
			1734	1101	313	314	6			
5	s3	223	Total	C	N	O	S	0	0	0
			1734	1101	313	314	6			

- Molecule 6 is a protein called 40S ribosomal protein S4-A.

Mol	Chain	Residues	Atoms					ZeroOcc	AltConf	Trace
6	S4	260	Total	C	N	O	S	0	0	0
			2068	1316	389	360	3			
6	s4	260	Total	C	N	O	S	0	0	0
			2068	1316	389	360	3			

- Molecule 7 is a protein called 40S ribosomal protein S5.

Mol	Chain	Residues	Atoms					ZeroOcc	AltConf	Trace
7	S5	206	Total	C	N	O	S	0	0	0
			1609	1007	300	299	3			
7	s5	206	Total	C	N	O	S	0	0	0
			1609	1007	300	299	3			

- Molecule 8 is a protein called 40S ribosomal protein S6-A.

Mol	Chain	Residues	Atoms					ZeroOcc	AltConf	Trace
8	S6	226	Total	C	N	O	S	0	0	0
			1799	1129	346	321	3			
8	s6	218	Total	C	N	O	S	0	0	0
			1755	1102	337	313	3			

- Molecule 9 is a protein called 40S ribosomal protein S7-A.

Mol	Chain	Residues	Atoms				ZeroOcc	AltConf	Trace
9	S7	184	Total	C	N	O	0	0	0
			1481	951	265	265			
9	s7	186	Total	C	N	O	0	0	0
			1492	957	267	268			

- Molecule 10 is a protein called 40S ribosomal protein S8-A.

Mol	Chain	Residues	Atoms					ZeroOcc	AltConf	Trace
10	S8	188	Total	C	N	O	S	0	0	0
			1489	925	298	264	2			

Continued on next page...

Continued from previous page...

Mol	Chain	Residues	Atoms					ZeroOcc	AltConf	Trace
			Total	C	N	O	S			
10	s8	188	1489	925	298	264	2	0	0	0

- Molecule 11 is a protein called 40S ribosomal protein S9-A.

Mol	Chain	Residues	Atoms					ZeroOcc	AltConf	Trace
			Total	C	N	O	S			
11	S9	185	1494	943	289	261	1	0	0	0
11	s9	185	1494	943	289	261	1	0	0	0

- Molecule 12 is a protein called 40S ribosomal protein S10-A,40S ribosomal protein S10-A,40S ribosomal protein S10-A,40S ribosomal protein S10-A.

Mol	Chain	Residues	Atoms					ZeroOcc	AltConf	Trace
			Total	C	N	O	S			
12	C0	96	773	500	126	145	2	0	0	0
12	c0	96	762	491	125	144	2	0	0	0

- Molecule 13 is a protein called 40S ribosomal protein S11-A,40S ribosomal protein S11-A,40S ribosomal protein S11-A,40S ribosomal protein S11-A,40S ribosomal protein S11-A (uS17).

Mol	Chain	Residues	Atoms					ZeroOcc	AltConf	Trace
			Total	C	N	O	S			
13	C1	155	1214	775	230	206	3	0	0	0
13	c1	146	1169	748	221	197	3	0	0	0

- Molecule 14 is a protein called 40S ribosomal protein S12.

Mol	Chain	Residues	Atoms					ZeroOcc	AltConf	Trace
			Total	C	N	O	S			
14	C2	124	890	560	156	172	2	0	0	0
14	c2	124	890	560	156	172	2	0	0	0

- Molecule 15 is a protein called 40S ribosomal protein S13.

Mol	Chain	Residues	Atoms					ZeroOcc	AltConf	Trace
			Total	C	N	O	S			
15	C3	150	1192	759	224	207	2	0	0	0

Continued on next page...

Continued from previous page...

Mol	Chain	Residues	Atoms					ZeroOcc	AltConf	Trace
15	c3	150	Total	C	N	O	S	0	0	0
			1192	759	224	207	2			

- Molecule 16 is a protein called 40S ribosomal protein S14-A.

Mol	Chain	Residues	Atoms					ZeroOcc	AltConf	Trace
16	C4	127	Total	C	N	O	S	0	0	0
			891	545	182	163	1			
16	c4	128	Total	C	N	O	S	0	0	0
			949	582	188	176	3			

- Molecule 17 is a protein called 40S ribosomal protein S15.

Mol	Chain	Residues	Atoms					ZeroOcc	AltConf	Trace
17	C5	124	Total	C	N	O	S	0	0	0
			977	622	182	166	7			
17	c5	135	Total	C	N	O	S	0	0	0
			1039	658	196	178	7			

- Molecule 18 is a protein called 40S ribosomal protein S16-A.

Mol	Chain	Residues	Atoms				ZeroOcc	AltConf	Trace
18	C6	141	Total	C	N	O	0	0	0
			1105	708	203	194			
18	c6	142	Total	C	N	O	0	0	0
			1111	711	204	196			

- Molecule 19 is a protein called 40S ribosomal protein S17-A.

Mol	Chain	Residues	Atoms					ZeroOcc	AltConf	Trace
19	C7	120	Total	C	N	O	S	0	0	0
			926	577	177	170	2			
19	c7	117	Total	C	N	O	S	0	0	0
			944	591	179	172	2			

- Molecule 20 is a protein called 40S ribosomal protein S18-A.

Mol	Chain	Residues	Atoms					ZeroOcc	AltConf	Trace
20	C8	145	Total	C	N	O	S	0	0	0
			1192	743	237	210	2			
20	c8	145	Total	C	N	O	S	0	0	0
			1192	743	237	210	2			

- Molecule 21 is a protein called 40S ribosomal protein S19-A.

Mol	Chain	Residues	Atoms					ZeroOcc	AltConf	Trace
			Total	C	N	O	S			
21	C9	143	Total 1112	C 694	N 208	O 208	S 2	0	0	0
21	c9	143	Total 1112	C 694	N 208	O 208	S 2	0	0	0

- Molecule 22 is a protein called 40S ribosomal protein S20.

Mol	Chain	Residues	Atoms					ZeroOcc	AltConf	Trace
			Total	C	N	O	S			
22	D0	107	Total 855	C 539	N 156	O 159	S 1	0	0	0
22	d0	110	Total 882	C 554	N 161	O 166	S 1	0	0	0

- Molecule 23 is a protein called 40S ribosomal protein S21-A.

Mol	Chain	Residues	Atoms					ZeroOcc	AltConf	Trace
			Total	C	N	O	S			
23	D1	87	Total 684	C 420	N 125	O 137	S 2	0	0	0
23	d1	87	Total 684	C 420	N 125	O 137	S 2	0	0	0

- Molecule 24 is a protein called 40S ribosomal protein S22-A.

Mol	Chain	Residues	Atoms					ZeroOcc	AltConf	Trace
			Total	C	N	O	S			
24	D2	129	Total 1021	C 650	N 188	O 180	S 3	0	0	0
24	d2	129	Total 1021	C 650	N 188	O 180	S 3	0	0	0

- Molecule 25 is a protein called 40S ribosomal protein S23-A.

Mol	Chain	Residues	Atoms					ZeroOcc	AltConf	Trace
			Total	C	N	O	S			
25	D3	144	Total 1121	C 708	N 220	O 191	S 2	0	0	0
25	d3	144	Total 1121	C 708	N 220	O 191	S 2	0	0	0

- Molecule 26 is a protein called 40S ribosomal protein S24-A.

Mol	Chain	Residues	Atoms				ZeroOcc	AltConf	Trace
26	D4	134	Total	C	N	O	0	0	0
			1073	676	208	189			
26	d4	134	Total	C	N	O	0	0	0
			1073	676	208	189			

- Molecule 27 is a protein called 40S ribosomal protein S25-A.

Mol	Chain	Residues	Atoms				ZeroOcc	AltConf	Trace
27	D5	70	Total	C	N	O	0	0	0
			563	360	104	99			
27	d5	69	Total	C	N	O	0	0	0
			558	357	103	98			

- Molecule 28 is a protein called 40S ribosomal protein S26-B.

Mol	Chain	Residues	Atoms					ZeroOcc	AltConf	Trace
28	D6	97	Total	C	N	O	S	0	0	0
			769	475	160	129	5			
28	d6	97	Total	C	N	O	S	0	0	0
			769	475	160	129	5			

- Molecule 29 is a protein called 40S ribosomal protein S27-A.

Mol	Chain	Residues	Atoms					ZeroOcc	AltConf	Trace
29	D7	81	Total	C	N	O	S	0	0	0
			610	382	110	113	5			
29	d7	81	Total	C	N	O	S	0	0	0
			610	382	110	113	5			

- Molecule 30 is a protein called 40S ribosomal protein S28-A.

Mol	Chain	Residues	Atoms					ZeroOcc	AltConf	Trace
30	D8	63	Total	C	N	O	S	0	0	0
			497	306	99	91	1			
30	d8	63	Total	C	N	O	S	0	0	0
			497	306	99	91	1			

- Molecule 31 is a protein called 40S ribosomal protein S29-A.

Mol	Chain	Residues	Atoms					ZeroOcc	AltConf	Trace
31	D9	53	Total	C	N	O	S	0	0	0
			442	274	92	72	4			

Continued on next page...

Continued from previous page...

Mol	Chain	Residues	Atoms					ZeroOcc	AltConf	Trace
31	d9	53	Total	C	N	O	S	0	0	0
			443	275	92	72	4			

- Molecule 32 is a protein called 40S ribosomal protein S30-A.

Mol	Chain	Residues	Atoms					ZeroOcc	AltConf	Trace
32	E0	60	Total	C	N	O	S	0	0	0
			475	299	98	77	1			
32	e0	62	Total	C	N	O	S	0	0	0
			491	309	101	80	1			

- Molecule 33 is a protein called Ubiquitin-40S ribosomal protein S31.

Mol	Chain	Residues	Atoms					ZeroOcc	AltConf	Trace
33	E1	71	Total	C	N	O	S	0	0	0
			566	362	106	94	4			
33	e1	76	Total	C	N	O	S	0	0	0
			608	388	117	99	4			

- Molecule 34 is a protein called Guanine nucleotide-binding protein subunit beta-like protein.

Mol	Chain	Residues	Atoms					ZeroOcc	AltConf	Trace
34	SR	318	Total	C	N	O	S	0	0	0
			2437	1541	418	470	8			
34	sR	318	Total	C	N	O	S	0	0	0
			2445	1546	419	472	8			

- Molecule 35 is a protein called Suppressor protein STM1,Suppressor protein STM1,Suppressor protein STM1,Suppressor protein STM1,Suppressor protein STM1.

Mol	Chain	Residues	Atoms				ZeroOcc	AltConf	Trace
35	SM	159	Total	C	N	O	0	0	0
			1104	652	221	231			
35	sM	104	Total	C	N	O	0	0	0
			680	403	140	137			

- Molecule 36 is a RNA chain called 25S ribosomal RNA.

Mol	Chain	Residues	Atoms					ZeroOcc	AltConf	Trace
36	1	3149	Total	C	N	O	P	0	0	0
			67355	30086	12142	21978	3149			

Continued on next page...

Continued from previous page...

Mol	Chain	Residues	Atoms					ZeroOcc	AltConf	Trace
			Total	C	N	O	P			
36	5	3150	67377	30095	12145	21987	3150	0	0	0

- Molecule 37 is a RNA chain called 5S ribosomal RNA.

Mol	Chain	Residues	Atoms					ZeroOcc	AltConf	Trace
			Total	C	N	O	P			
37	3	121	2579	1152	461	845	121	0	0	0
37	7	121	2579	1152	461	845	121	0	0	0

- Molecule 38 is a RNA chain called 5.8S ribosomal RNA.

Mol	Chain	Residues	Atoms					ZeroOcc	AltConf	Trace
			Total	C	N	O	P			
38	4	158	3353	1500	586	1109	158	0	0	0
38	8	158	3353	1500	586	1109	158	0	0	0

- Molecule 39 is a protein called 60S ribosomal protein L2-A.

Mol	Chain	Residues	Atoms					ZeroOcc	AltConf	Trace
			Total	C	N	O	S			
39	L2	252	1914	1191	388	334	1	0	0	0
39	l2	252	1918	1193	389	335	1	0	0	0

- Molecule 40 is a protein called 60S ribosomal protein L3.

Mol	Chain	Residues	Atoms					ZeroOcc	AltConf	Trace
			Total	C	N	O	S			
40	L3	386	3067	1942	583	533	9	0	0	0
40	l3	386	3073	1948	583	533	9	0	0	0

There are 2 discrepancies between the modelled and reference sequences:

Chain	Residue	Modelled	Actual	Comment	Reference
L3	255	CYS	TRP	engineered mutation	UNP P14126
l3	255	CYS	TRP	engineered mutation	UNP P14126

- Molecule 41 is a protein called 60S ribosomal protein L4-A.

Mol	Chain	Residues	Atoms					ZeroOcc	AltConf	Trace
41	L4	361	Total	C	N	O	S	0	0	0
			2748	1729	522	494	3			
41	l4	361	Total	C	N	O	S	0	0	0
			2749	1730	522	494	3			

- Molecule 42 is a protein called 60S ribosomal protein L5.

Mol	Chain	Residues	Atoms					ZeroOcc	AltConf	Trace
42	L5	296	Total	C	N	O	S	0	0	0
			2375	1501	414	458	2			
42	l5	294	Total	C	N	O	S	0	0	0
			2359	1489	412	456	2			

- Molecule 43 is a protein called 60S ribosomal protein L6-A.

Mol	Chain	Residues	Atoms					ZeroOcc	AltConf	Trace
43	L6	156	Total	C	N	O	S	0	0	0
			1239	800	222	216	1			
43	l6	157	Total	C	N	O	S	0	0	0
			1248	806	224	217	1			

- Molecule 44 is a protein called 60S ribosomal protein L7-A.

Mol	Chain	Residues	Atoms					ZeroOcc	AltConf	Trace
44	L7	222	Total	C	N	O	S	0	0	0
			1784	1151	324	308	1			
44	l7	223	Total	C	N	O	S	0	0	0
			1791	1155	325	310	1			

- Molecule 45 is a protein called 60S ribosomal protein L8-A.

Mol	Chain	Residues	Atoms					ZeroOcc	AltConf	Trace
45	L8	233	Total	C	N	O	S	0	0	0
			1804	1151	323	327	3			
45	l8	231	Total	C	N	O	S	0	0	0
			1763	1130	316	314	3			

- Molecule 46 is a protein called 60S ribosomal protein L9-A.

Mol	Chain	Residues	Atoms					ZeroOcc	AltConf	Trace
46	L9	191	Total	C	N	O	S	0	0	0
			1518	963	274	277	4			

Continued on next page...

Continued from previous page...

Mol	Chain	Residues	Atoms					ZeroOcc	AltConf	Trace
			Total	C	N	O	S			
46	19	191	1518	963	274	277	4	0	0	0

- Molecule 47 is a protein called 60S ribosomal protein L10.

Mol	Chain	Residues	Atoms					ZeroOcc	AltConf	Trace
			Total	C	N	O	S			
47	M0	211	1705	1083	322	294	6	0	0	0
47	m0	213	1733	1101	327	299	6	0	0	0

- Molecule 48 is a protein called 60S ribosomal protein L11-A.

Mol	Chain	Residues	Atoms					ZeroOcc	AltConf	Trace
			Total	C	N	O	S			
48	M1	169	1353	847	253	249	4	0	0	0
48	m1	169	1353	847	253	249	4	0	0	0

- Molecule 49 is a protein called 60S ribosomal protein L13-A.

Mol	Chain	Residues	Atoms				ZeroOcc	AltConf	Trace	
			Total	C	N	O				
49	M3	193	1543	962	315	266		0	0	0
49	m3	194	1548	965	316	267		0	0	0

- Molecule 50 is a protein called 60S ribosomal protein L14-A.

Mol	Chain	Residues	Atoms					ZeroOcc	AltConf	Trace
			Total	C	N	O	S			
50	M4	136	1053	675	199	177	2	0	0	0
50	m4	137	1059	678	200	179	2	0	0	0

- Molecule 51 is a protein called 60S ribosomal protein L15-A.

Mol	Chain	Residues	Atoms					ZeroOcc	AltConf	Trace
			Total	C	N	O	S			
51	M5	203	1720	1077	361	281	1	0	0	0
51	m5	203	1720	1077	361	281	1	0	0	0

- Molecule 52 is a protein called 60S ribosomal protein L16-A.

Mol	Chain	Residues	Atoms					ZeroOcc	AltConf	Trace
			Total	C	N	O	S			
52	M6	197	Total	C	N	O	S	0	0	0
			1555	1003	289	262	1			
52	m6	197	Total	C	N	O	S	0	0	0
			1555	1003	289	262	1			

- Molecule 53 is a protein called 60S ribosomal protein L17-A.

Mol	Chain	Residues	Atoms					ZeroOcc	AltConf	Trace
			Total	C	N	O	S			
53	M7	183	Total	C	N	O	S	0	0	0
			1420	882	281	257				
53	m7	155	Total	C	N	O	S	0	0	0
			1227	764	238	225				

- Molecule 54 is a protein called 60S ribosomal protein L18-A.

Mol	Chain	Residues	Atoms					ZeroOcc	AltConf	Trace
			Total	C	N	O	S			
54	M8	185	Total	C	N	O	S	0	0	0
			1441	908	290	241	2			
54	m8	185	Total	C	N	O	S	0	0	0
			1441	908	290	241	2			

- Molecule 55 is a protein called 60S ribosomal protein L19-A.

Mol	Chain	Residues	Atoms					ZeroOcc	AltConf	Trace
			Total	C	N	O	S			
55	M9	188	Total	C	N	O	S	0	0	0
			1521	935	326	260				
55	m9	188	Total	C	N	O	S	0	0	0
			1521	935	326	260				

- Molecule 56 is a protein called 60S ribosomal protein L20-A.

Mol	Chain	Residues	Atoms					ZeroOcc	AltConf	Trace
			Total	C	N	O	S			
56	N0	172	Total	C	N	O	S	0	0	0
			1445	930	267	244	4			
56	n0	172	Total	C	N	O	S	0	0	0
			1445	930	267	244	4			

- Molecule 57 is a protein called 60S ribosomal protein L21-A.

Mol	Chain	Residues	Atoms					ZeroOcc	AltConf	Trace
57	N1	159	Total	C	N	O	S	0	0	0
			1276	805	246	221	4			
57	n1	159	Total	C	N	O	S	0	0	0
			1276	805	246	221	4			

- Molecule 58 is a protein called 60S ribosomal protein L22-A.

Mol	Chain	Residues	Atoms					ZeroOcc	AltConf	Trace
58	N2	100	Total	C	N	O	S	0	0	0
			796	516	131	149				
58	n2	98	Total	C	N	O	S	0	0	0
			778	505	127	146				

- Molecule 59 is a protein called 60S ribosomal protein L23-A.

Mol	Chain	Residues	Atoms					ZeroOcc	AltConf	Trace
59	N3	136	Total	C	N	O	S	0	0	0
			1003	628	189	179	7			
59	n3	136	Total	C	N	O	S	0	0	0
			1003	628	189	179	7			

- Molecule 60 is a protein called 60S ribosomal protein L24-A.

Mol	Chain	Residues	Atoms					ZeroOcc	AltConf	Trace
60	N4	98	Total	C	N	O	S	0	0	0
			699	443	137	118	1			
60	n4	135	Total	C	N	O	S	0	0	0
			1089	682	219	187	1			

- Molecule 61 is a protein called 60S ribosomal protein L25.

Mol	Chain	Residues	Atoms					ZeroOcc	AltConf	Trace
61	N5	121	Total	C	N	O	S	0	0	0
			964	620	169	173	2			
61	n5	120	Total	C	N	O	S	0	0	0
			959	617	168	172	2			

- Molecule 62 is a protein called 60S ribosomal protein L26-A.

Mol	Chain	Residues	Atoms				ZeroOcc	AltConf	Trace
62	N6	126	Total	C	N	O	0	0	0
			993	625	192	176			

Continued on next page...

Continued from previous page...

Mol	Chain	Residues	Atoms				ZeroOcc	AltConf	Trace
			Total	C	N	O			
62	n6	126	993	625	192	176	0	0	0

- Molecule 63 is a protein called 60S ribosomal protein L27-A.

Mol	Chain	Residues	Atoms				ZeroOcc	AltConf	Trace
			Total	C	N	O			
63	N7	135	1092	710	202	180	0	0	0
63	n7	135	1092	710	202	180	0	0	0

- Molecule 64 is a protein called 60S ribosomal protein L28.

Mol	Chain	Residues	Atoms					ZeroOcc	AltConf	Trace
			Total	C	N	O	S			
64	N8	148	1173	749	231	190	3	0	0	0
64	n8	148	1173	749	231	190	3	0	0	0

- Molecule 65 is a protein called 60S ribosomal protein L29.

Mol	Chain	Residues	Atoms				ZeroOcc	AltConf	Trace
			Total	C	N	O			
65	N9	58	462	289	100	73	0	0	0
65	n9	58	462	289	100	73	0	0	0

- Molecule 66 is a protein called 60S ribosomal protein L30.

Mol	Chain	Residues	Atoms					ZeroOcc	AltConf	Trace
			Total	C	N	O	S			
66	O0	97	743	479	124	139	1	0	0	0
66	o0	100	767	492	128	146	1	0	0	0

- Molecule 67 is a protein called 60S ribosomal protein L31-A.

Mol	Chain	Residues	Atoms					ZeroOcc	AltConf	Trace
			Total	C	N	O	S			
67	O1	109	876	556	167	152	1	0	0	0
67	o1	109	890	565	168	156	1	0	0	0

- Molecule 68 is a protein called 60S ribosomal protein L32.

Mol	Chain	Residues	Atoms					ZeroOcc	AltConf	Trace
68	O2	127	Total	C	N	O	S	0	0	0
			1020	647	205	167	1			
68	o2	127	Total	C	N	O	S	0	0	0
			1020	647	205	167	1			

- Molecule 69 is a protein called 60S ribosomal protein L33-A.

Mol	Chain	Residues	Atoms					ZeroOcc	AltConf	Trace
69	O3	106	Total	C	N	O	S	0	0	0
			850	540	165	144	1			
69	o3	106	Total	C	N	O	S	0	0	0
			850	540	165	144	1			

- Molecule 70 is a protein called 60S ribosomal protein L34-A.

Mol	Chain	Residues	Atoms					ZeroOcc	AltConf	Trace
70	O4	112	Total	C	N	O	S	0	0	0
			880	545	179	152	4			
70	o4	112	Total	C	N	O	S	0	0	0
			881	546	179	152	4			

- Molecule 71 is a protein called 60S ribosomal protein L35-A.

Mol	Chain	Residues	Atoms					ZeroOcc	AltConf	Trace
71	O5	119	Total	C	N	O	S	0	0	0
			969	615	186	167	1			
71	o5	119	Total	C	N	O	S	0	0	0
			969	615	186	167	1			

- Molecule 72 is a protein called 60S ribosomal protein L36-A.

Mol	Chain	Residues	Atoms					ZeroOcc	AltConf	Trace
72	O6	99	Total	C	N	O	S	0	0	0
			771	481	156	132	2			
72	o6	99	Total	C	N	O	S	0	0	0
			771	481	156	132	2			

- Molecule 73 is a protein called 60S ribosomal protein L37-A.

Mol	Chain	Residues	Atoms					ZeroOcc	AltConf	Trace
73	O7	87	Total	C	N	O	S	0	0	0
			681	414	148	114	5			
73	o7	87	Total	C	N	O	S	0	0	0
			681	414	148	114	5			

- Molecule 74 is a protein called 60S ribosomal protein L38.

Mol	Chain	Residues	Atoms					ZeroOcc	AltConf	Trace
74	O8	77	Total	C	N	O	S	0	0	0
			612	391	115	106				
74	o8	77	Total	C	N	O	S	0	0	0
			612	391	115	106				

- Molecule 75 is a protein called 60S ribosomal protein L39.

Mol	Chain	Residues	Atoms					ZeroOcc	AltConf	Trace
75	O9	50	Total	C	N	O	S	0	0	0
			436	272	97	65	2			
75	o9	50	Total	C	N	O	S	0	0	0
			436	272	97	65	2			

- Molecule 76 is a protein called Ubiquitin-60S ribosomal protein L40.

Mol	Chain	Residues	Atoms					ZeroOcc	AltConf	Trace
76	Q0	52	Total	C	N	O	S	0	0	0
			417	259	86	67	5			
76	q0	52	Total	C	N	O	S	0	0	0
			417	259	86	67	5			

- Molecule 77 is a protein called 60S ribosomal protein L41-A.

Mol	Chain	Residues	Atoms					ZeroOcc	AltConf	Trace
77	Q1	25	Total	C	N	O	S	0	0	0
			233	142	63	27	1			
77	q1	25	Total	C	N	O	S	0	0	0
			233	142	63	27	1			

- Molecule 78 is a protein called 60S ribosomal protein L42-A.

Mol	Chain	Residues	Atoms					ZeroOcc	AltConf	Trace
78	Q2	105	Total	C	N	O	S	0	0	0
			847	534	170	138	5			

Continued on next page...

Continued from previous page...

Mol	Chain	Residues	Atoms					ZeroOcc	AltConf	Trace
			Total	C	N	O	S			
78	q2	105	847	534	170	138	5	0	0	0

- Molecule 79 is a protein called 60S ribosomal protein L43-A.

Mol	Chain	Residues	Atoms					ZeroOcc	AltConf	Trace
			Total	C	N	O	S			
79	Q3	91	694	429	138	121	6	0	0	0
79	q3	91	694	429	138	121	6	0	0	0

- Molecule 80 is a protein called 60S ribosomal protein L12-A (uL11).

Mol	Chain	Residues	Atoms				ZeroOcc	AltConf	Trace
			Total	C	N	O			
80	m2	150	750	450	150	150	0	0	0

- Molecule 81 is a protein called 60S acidic ribosomal protein P0.

Mol	Chain	Residues	Atoms					ZeroOcc	AltConf	Trace
			Total	C	N	O	S			
81	p0	143	1077	687	192	195	3	0	0	0

- Molecule 82 is a protein called 60S ribosomal protein P1 alpha.

Mol	Chain	Residues	Atoms				ZeroOcc	AltConf	Trace
			Total	C	N	O			
82	p1	47	235	141	47	47	0	0	0

- Molecule 83 is a protein called 60S ribosomal protein P2 beta.

Mol	Chain	Residues	Atoms				ZeroOcc	AltConf	Trace
			Total	C	N	O			
83	p2	46	230	138	46	46	0	0	0

- Molecule 84 is MAGNESIUM ION (three-letter code: MG) (formula: Mg).

Mol	Chain	Residues	Atoms		ZeroOcc	AltConf
			Total	Mg		
84	2	82	82	82	0	0

Continued on next page...

Continued from previous page...

Mol	Chain	Residues	Atoms	ZeroOcc	AltConf
84	S4	1	Total Mg 1 1	0	0
84	D9	1	Total Mg 1 1	0	0
84	SM	1	Total Mg 1 1	0	0
84	1	330	Total Mg 330 330	0	0
84	3	10	Total Mg 10 10	0	0
84	4	14	Total Mg 14 14	0	0
84	L2	2	Total Mg 2 2	0	0
84	L3	1	Total Mg 1 1	0	0
84	L6	1	Total Mg 1 1	0	0
84	L7	1	Total Mg 1 1	0	0
84	M0	1	Total Mg 1 1	0	0
84	M3	1	Total Mg 1 1	0	0
84	M5	1	Total Mg 1 1	0	0
84	M6	1	Total Mg 1 1	0	0
84	M7	4	Total Mg 4 4	0	0
84	N3	1	Total Mg 1 1	0	0
84	N8	2	Total Mg 2 2	0	0
84	O2	1	Total Mg 1 1	0	0
84	O3	1	Total Mg 1 1	0	0
84	O4	2	Total Mg 2 2	0	0
84	O7	2	Total Mg 2 2	0	0

Continued on next page...

Continued from previous page...

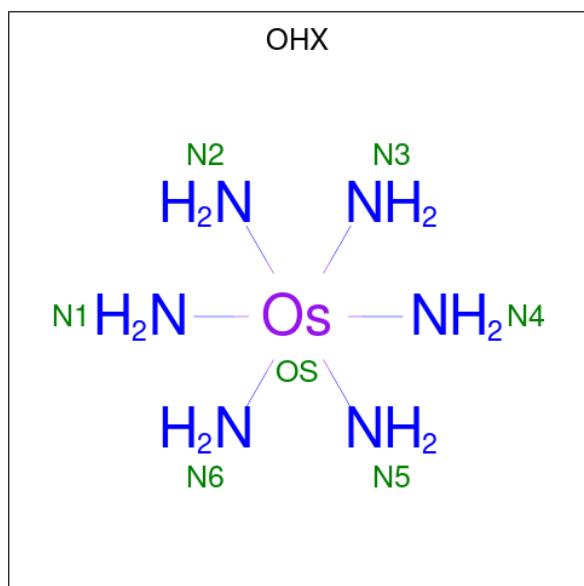
Mol	Chain	Residues	Atoms		ZeroOcc	AltConf
84	Q2	1	Total 1	Mg 1	0	0
84	6	110	Total 110	Mg 110	0	0
84	s8	1	Total 1	Mg 1	0	0
84	c1	1	Total 1	Mg 1	0	0
84	d6	1	Total 1	Mg 1	0	0
84	sM	2	Total 2	Mg 2	0	0
84	5	349	Total 349	Mg 349	0	0
84	7	10	Total 10	Mg 10	0	0
84	8	10	Total 10	Mg 10	0	0
84	l2	3	Total 3	Mg 3	0	0
84	l3	5	Total 5	Mg 5	0	0
84	l6	1	Total 1	Mg 1	0	0
84	l7	1	Total 1	Mg 1	0	0
84	l8	1	Total 1	Mg 1	0	0
84	l9	1	Total 1	Mg 1	0	0
84	m1	1	Total 1	Mg 1	0	0
84	m5	3	Total 3	Mg 3	0	0
84	m6	1	Total 1	Mg 1	0	0
84	m7	3	Total 3	Mg 3	0	0
84	n0	2	Total 2	Mg 2	0	0
84	n3	1	Total 1	Mg 1	0	0

Continued on next page...

Continued from previous page...

Mol	Chain	Residues	Atoms	ZeroOcc	AltConf
84	n6	2	Total Mg 2 2	0	0
84	n8	2	Total Mg 2 2	0	0
84	n9	1	Total Mg 1 1	0	0
84	o1	1	Total Mg 1 1	0	0
84	o3	1	Total Mg 1 1	0	0
84	o4	1	Total Mg 1 1	0	0
84	q0	1	Total Mg 1 1	0	0
84	q1	1	Total Mg 1 1	0	0

- Molecule 85 is osmium (III) hexammine (three-letter code: OHX) (formula: H₁₂N₆Os).



Mol	Chain	Residues	Atoms	ZeroOcc	AltConf
85	2	1	Total N Os 7 6 1	0	0
85	2	1	Total N Os 7 6 1	0	0
85	2	1	Total N Os 7 6 1	0	0

Continued on next page...

Continued from previous page...

Mol	Chain	Residues	Atoms			ZeroOcc	AltConf
			Total	N	Os		
85	2	1	7	6	1	0	0
85	2	1	7	6	1	0	0
85	2	1	7	6	1	0	0
85	2	1	7	6	1	0	0
85	2	1	7	6	1	0	0
85	2	1	7	6	1	0	0
85	2	1	7	6	1	0	0
85	2	1	7	6	1	0	0
85	2	1	7	6	1	0	0
85	2	1	7	6	1	0	0
85	2	1	7	6	1	0	0
85	2	1	7	6	1	0	0
85	2	1	7	6	1	0	0
85	2	1	7	6	1	0	0
85	2	1	7	6	1	0	0
85	2	1	7	6	1	0	0
85	2	1	7	6	1	0	0
85	2	1	7	6	1	0	0
85	2	1	7	6	1	0	0
85	2	1	7	6	1	0	0
85	2	1	7	6	1	0	0
85	2	1	7	6	1	0	0
85	2	1	7	6	1	0	0
85	2	1	7	6	1	0	0
85	2	1	7	6	1	0	0

Continued on next page...

Continued from previous page...

Mol	Chain	Residues	Atoms			ZeroOcc	AltConf
			Total	N	Os		
85	2	1	7	6	1	0	0
85	2	1	7	6	1	0	0
85	2	1	7	6	1	0	0
85	2	1	7	6	1	0	0
85	2	1	7	6	1	0	0
85	2	1	7	6	1	0	0
85	2	1	7	6	1	0	0
85	2	1	7	6	1	0	0
85	2	1	7	6	1	0	0
85	2	1	7	6	1	0	0
85	2	1	7	6	1	0	0
85	2	1	7	6	1	0	0
85	2	1	7	6	1	0	0
85	2	1	7	6	1	0	0
85	2	1	7	6	1	0	0
85	2	1	7	6	1	0	0
85	2	1	7	6	1	0	0
85	2	1	7	6	1	0	0
85	2	1	7	6	1	0	0
85	2	1	7	6	1	0	0
85	2	1	7	6	1	0	0
85	2	1	7	6	1	0	0
85	2	1	7	6	1	0	0
85	2	1	7	6	1	0	0
85	2	1	7	6	1	0	0
85	2	1	7	6	1	0	0
85	2	1	7	6	1	0	0

Continued on next page...

Continued from previous page...

Mol	Chain	Residues	Atoms			ZeroOcc	AltConf
			Total	N	Os		
85	2	1	7	6	1	0	0
85	2	1	7	6	1	0	0
85	2	1	7	6	1	0	0
85	2	1	7	6	1	0	0
85	2	1	7	6	1	0	0
85	2	1	7	6	1	0	0
85	2	1	7	6	1	0	0
85	2	1	7	6	1	0	0
85	2	1	7	6	1	0	0
85	2	1	7	6	1	0	0
85	2	1	7	6	1	0	0
85	2	1	7	6	1	0	0
85	2	1	7	6	1	0	0
85	2	1	7	6	1	0	0
85	2	1	7	6	1	0	0
85	2	1	7	6	1	0	0
85	2	1	7	6	1	0	0
85	2	1	7	6	1	0	0
85	2	1	7	6	1	0	0
85	2	1	7	6	1	0	0
85	2	1	7	6	1	0	0
85	2	1	7	6	1	0	0
85	2	1	7	6	1	0	0
85	2	1	7	6	1	0	0
85	2	1	7	6	1	0	0

Continued on next page...

Continued from previous page...

Mol	Chain	Residues	Atoms			ZeroOcc	AltConf
			Total	N	Os		
85	2	1	7	6	1	0	0
85	2	1	7	6	1	0	0
85	2	1	7	6	1	0	0
85	2	1	7	6	1	0	0
85	2	1	7	6	1	0	0
85	2	1	7	6	1	0	0
85	2	1	7	6	1	0	0
85	2	1	7	6	1	0	0
85	2	1	7	6	1	0	0
85	2	1	7	6	1	0	0
85	2	1	7	6	1	0	0
85	2	1	7	6	1	0	0
85	2	1	7	6	1	0	0
85	2	1	7	6	1	0	0
85	2	1	7	6	1	0	0
85	2	1	7	6	1	0	0
85	2	1	7	6	1	0	0
85	2	1	7	6	1	0	0
85	2	1	7	6	1	0	0
85	2	1	7	6	1	0	0
85	2	1	7	6	1	0	0
85	2	1	7	6	1	0	0
85	2	1	7	6	1	0	0
85	2	1	7	6	1	0	0
85	2	1	7	6	1	0	0
85	2	1	7	6	1	0	0
85	2	1	7	6	1	0	0
85	2	1	7	6	1	0	0
85	2	1	7	6	1	0	0

Continued on next page...

Continued from previous page...

Mol	Chain	Residues	Atoms			ZeroOcc	AltConf
			Total	N	Os		
85	2	1	Total	N	Os	0	0
			7	6	1		
85	2	1	Total	N	Os	0	0
			7	6	1		
85	2	1	Total	N	Os	0	0
			7	6	1		
85	2	1	Total	N	Os	0	0
			7	6	1		
85	2	1	Total	N	Os	0	0
			7	6	1		
85	2	1	Total	N	Os	0	0
			7	6	1		
85	2	1	Total	N	Os	0	0
			7	6	1		
85	2	1	Total	N	Os	0	0
			7	6	1		
85	2	1	Total	N	Os	0	0
			7	6	1		
85	2	1	Total	N	Os	0	0
			7	6	1		
85	2	1	Total	N	Os	0	0
			7	6	1		
85	2	1	Total	N	Os	0	0
			7	6	1		
85	2	1	Total	N	Os	0	0
			7	6	1		
85	2	1	Total	N	Os	0	0
			7	6	1		
85	2	1	Total	N	Os	0	0
			7	6	1		
85	2	1	Total	N	Os	0	0
			7	6	1		
85	2	1	Total	N	Os	0	0
			7	6	1		
85	2	1	Total	N	Os	0	0
			7	6	1		

Continued on next page...

Continued from previous page...

Mol	Chain	Residues	Atoms			ZeroOcc	AltConf
			Total	N	Os		
85	2	1	7	6	1	0	0
85	2	1	7	6	1	0	0
85	2	1	7	6	1	0	0
85	2	1	7	6	1	0	0
85	2	1	7	6	1	0	0
85	2	1	7	6	1	0	0
85	2	1	7	6	1	0	0
85	2	1	7	6	1	0	0
85	2	1	7	6	1	0	0
85	2	1	7	6	1	0	0
85	2	1	7	6	1	0	0
85	2	1	7	6	1	0	0
85	2	1	7	6	1	0	0
85	2	1	7	6	1	0	0
85	2	1	7	6	1	0	0
85	2	1	7	6	1	0	0
85	2	1	7	6	1	0	0
85	2	1	7	6	1	0	0
85	2	1	7	6	1	0	0
85	2	1	7	6	1	0	0
85	2	1	7	6	1	0	0
85	2	1	7	6	1	0	0
85	2	1	7	6	1	0	0
85	2	1	7	6	1	0	0
85	2	1	7	6	1	0	0
85	2	1	7	6	1	0	0
85	2	1	7	6	1	0	0
85	2	1	7	6	1	0	0
85	2	1	7	6	1	0	0

Continued on next page...

Continued from previous page...

Mol	Chain	Residues	Atoms			ZeroOcc	AltConf
			Total	N	Os		
85	2	1	7	6	1	0	0
85	2	1	7	6	1	0	0
85	2	1	7	6	1	0	0
85	2	1	7	6	1	0	0
85	2	1	7	6	1	0	0
85	2	1	7	6	1	0	0
85	2	1	7	6	1	0	0
85	2	1	7	6	1	0	0
85	2	1	7	6	1	0	0
85	S6	1	7	6	1	0	0
85	S8	1	7	6	1	0	0
85	C3	1	7	6	1	0	0
85	C5	1	7	6	1	0	0
85	C8	1	7	6	1	0	0
85	D9	1	7	6	1	0	0
85	SR	1	7	6	1	0	0
85	1	1	7	6	1	0	0
85	1	1	7	6	1	0	0
85	1	1	7	6	1	0	0
85	1	1	7	6	1	0	0
85	1	1	7	6	1	0	0
85	1	1	7	6	1	0	0

Continued on next page...

Continued from previous page...

Mol	Chain	Residues	Atoms			ZeroOcc	AltConf
			Total	N	Os		
85	1	1	7	6	1	0	0
85	1	1	7	6	1	0	0
85	1	1	7	6	1	0	0
85	1	1	7	6	1	0	0
85	1	1	7	6	1	0	0
85	1	1	7	6	1	0	0
85	1	1	7	6	1	0	0
85	1	1	7	6	1	0	0
85	1	1	7	6	1	0	0
85	1	1	7	6	1	0	0
85	1	1	7	6	1	0	0
85	1	1	7	6	1	0	0
85	1	1	7	6	1	0	0
85	1	1	7	6	1	0	0
85	1	1	7	6	1	0	0
85	1	1	7	6	1	0	0
85	1	1	7	6	1	0	0
85	1	1	7	6	1	0	0
85	1	1	7	6	1	0	0
85	1	1	7	6	1	0	0
85	1	1	7	6	1	0	0
85	1	1	7	6	1	0	0
85	1	1	7	6	1	0	0
85	1	1	7	6	1	0	0
85	1	1	7	6	1	0	0

Continued on next page...

Continued from previous page...

Mol	Chain	Residues	Atoms			ZeroOcc	AltConf
			Total	N	Os		
85	1	1	7	6	1	0	0
85	1	1	7	6	1	0	0
85	1	1	7	6	1	0	0
85	1	1	7	6	1	0	0
85	1	1	7	6	1	0	0
85	1	1	7	6	1	0	0
85	1	1	7	6	1	0	0
85	1	1	7	6	1	0	0
85	1	1	7	6	1	0	0
85	1	1	7	6	1	0	0
85	1	1	7	6	1	0	0
85	1	1	7	6	1	0	0
85	1	1	7	6	1	0	0
85	1	1	7	6	1	0	0
85	1	1	7	6	1	0	0
85	1	1	7	6	1	0	0
85	1	1	7	6	1	0	0
85	1	1	7	6	1	0	0
85	1	1	7	6	1	0	0
85	1	1	7	6	1	0	0
85	1	1	7	6	1	0	0
85	1	1	7	6	1	0	0
85	1	1	7	6	1	0	0
85	1	1	7	6	1	0	0
85	1	1	7	6	1	0	0
85	1	1	7	6	1	0	0
85	1	1	7	6	1	0	0
85	1	1	7	6	1	0	0

Continued on next page...

Continued from previous page...

Mol	Chain	Residues	Atoms			ZeroOcc	AltConf
			Total	N	Os		
85	1	1	7	6	1	0	0
85	1	1	7	6	1	0	0
85	1	1	7	6	1	0	0
85	1	1	7	6	1	0	0
85	1	1	7	6	1	0	0
85	1	1	7	6	1	0	0
85	1	1	7	6	1	0	0
85	1	1	7	6	1	0	0
85	1	1	7	6	1	0	0
85	1	1	7	6	1	0	0
85	1	1	7	6	1	0	0
85	1	1	7	6	1	0	0
85	1	1	7	6	1	0	0
85	1	1	7	6	1	0	0
85	1	1	7	6	1	0	0
85	1	1	7	6	1	0	0
85	1	1	7	6	1	0	0
85	1	1	7	6	1	0	0
85	1	1	7	6	1	0	0
85	1	1	7	6	1	0	0
85	1	1	7	6	1	0	0
85	1	1	7	6	1	0	0
85	1	1	7	6	1	0	0

Continued on next page...

Continued from previous page...

Mol	Chain	Residues	Atoms			ZeroOcc	AltConf
			Total	N	Os		
85	1	1	7	6	1	0	0
85	1	1	7	6	1	0	0
85	1	1	7	6	1	0	0
85	1	1	7	6	1	0	0
85	1	1	7	6	1	0	0
85	1	1	7	6	1	0	0
85	1	1	7	6	1	0	0
85	1	1	7	6	1	0	0
85	1	1	7	6	1	0	0
85	1	1	7	6	1	0	0
85	1	1	7	6	1	0	0
85	1	1	7	6	1	0	0
85	1	1	7	6	1	0	0
85	1	1	7	6	1	0	0
85	1	1	7	6	1	0	0
85	1	1	7	6	1	0	0
85	1	1	7	6	1	0	0
85	1	1	7	6	1	0	0
85	1	1	7	6	1	0	0
85	1	1	7	6	1	0	0
85	1	1	7	6	1	0	0
85	1	1	7	6	1	0	0
85	1	1	7	6	1	0	0

Continued on next page...

Continued from previous page...

Mol	Chain	Residues	Atoms			ZeroOcc	AltConf
			Total	N	Os		
85	1	1	7	6	1	0	0
85	1	1	7	6	1	0	0
85	1	1	7	6	1	0	0
85	1	1	7	6	1	0	0
85	1	1	7	6	1	0	0
85	1	1	7	6	1	0	0
85	1	1	7	6	1	0	0
85	1	1	7	6	1	0	0
85	1	1	7	6	1	0	0
85	1	1	7	6	1	0	0
85	1	1	7	6	1	0	0
85	1	1	7	6	1	0	0
85	1	1	7	6	1	0	0
85	1	1	7	6	1	0	0
85	1	1	7	6	1	0	0
85	1	1	7	6	1	0	0
85	1	1	7	6	1	0	0
85	1	1	7	6	1	0	0
85	1	1	7	6	1	0	0
85	1	1	7	6	1	0	0
85	1	1	7	6	1	0	0
85	1	1	7	6	1	0	0
85	1	1	7	6	1	0	0
85	1	1	7	6	1	0	0
85	1	1	7	6	1	0	0
85	1	1	7	6	1	0	0
85	1	1	7	6	1	0	0
85	1	1	7	6	1	0	0
85	1	1	7	6	1	0	0

Continued on next page...

Continued from previous page...

Mol	Chain	Residues	Atoms			ZeroOcc	AltConf
			Total	N	Os		
85	1	1	7	6	1	0	0
85	1	1	7	6	1	0	0
85	1	1	7	6	1	0	0
85	1	1	7	6	1	0	0
85	1	1	7	6	1	0	0
85	1	1	7	6	1	0	0
85	1	1	7	6	1	0	0
85	1	1	7	6	1	0	0
85	1	1	7	6	1	0	0
85	1	1	7	6	1	0	0
85	1	1	7	6	1	0	0
85	1	1	7	6	1	0	0
85	1	1	7	6	1	0	0
85	1	1	7	6	1	0	0
85	1	1	7	6	1	0	0
85	1	1	7	6	1	0	0
85	1	1	7	6	1	0	0
85	1	1	7	6	1	0	0
85	1	1	7	6	1	0	0
85	1	1	7	6	1	0	0
85	1	1	7	6	1	0	0
85	1	1	7	6	1	0	0
85	1	1	7	6	1	0	0
85	1	1	7	6	1	0	0
85	1	1	7	6	1	0	0
85	1	1	7	6	1	0	0

Continued on next page...

Continued from previous page...

Mol	Chain	Residues	Atoms			ZeroOcc	AltConf
			Total	N	Os		
85	1	1	7	6	1	0	0
85	1	1	7	6	1	0	0
85	1	1	7	6	1	0	0
85	1	1	7	6	1	0	0
85	1	1	7	6	1	0	0
85	1	1	7	6	1	0	0
85	1	1	7	6	1	0	0
85	1	1	7	6	1	0	0
85	1	1	7	6	1	0	0
85	1	1	7	6	1	0	0
85	1	1	7	6	1	0	0
85	1	1	7	6	1	0	0
85	1	1	7	6	1	0	0
85	1	1	7	6	1	0	0
85	1	1	7	6	1	0	0
85	1	1	7	6	1	0	0
85	1	1	7	6	1	0	0
85	1	1	7	6	1	0	0
85	1	1	7	6	1	0	0
85	1	1	7	6	1	0	0
85	1	1	7	6	1	0	0
85	1	1	7	6	1	0	0
85	1	1	7	6	1	0	0
85	1	1	7	6	1	0	0
85	1	1	7	6	1	0	0

Continued on next page...

Continued from previous page...

Mol	Chain	Residues	Atoms			ZeroOcc	AltConf
			Total	N	Os		
85	1	1	7	6	1	0	0
85	1	1	7	6	1	0	0
85	1	1	7	6	1	0	0
85	1	1	7	6	1	0	0
85	1	1	7	6	1	0	0
85	1	1	7	6	1	0	0
85	1	1	7	6	1	0	0
85	1	1	7	6	1	0	0
85	1	1	7	6	1	0	0
85	1	1	7	6	1	0	0
85	1	1	7	6	1	0	0
85	1	1	7	6	1	0	0
85	1	1	7	6	1	0	0
85	1	1	7	6	1	0	0
85	1	1	7	6	1	0	0
85	1	1	7	6	1	0	0
85	1	1	7	6	1	0	0
85	1	1	7	6	1	0	0
85	1	1	7	6	1	0	0
85	1	1	7	6	1	0	0

Continued on next page...

Continued from previous page...

Mol	Chain	Residues	Atoms			ZeroOcc	AltConf
			Total	N	Os		
85	1	1	7	6	1	0	0
85	1	1	7	6	1	0	0
85	1	1	7	6	1	0	0
85	1	1	7	6	1	0	0
85	1	1	7	6	1	0	0
85	1	1	7	6	1	0	0
85	1	1	7	6	1	0	0
85	1	1	7	6	1	0	0
85	1	1	7	6	1	0	0
85	1	1	7	6	1	0	0
85	1	1	7	6	1	0	0
85	1	1	7	6	1	0	0
85	1	1	7	6	1	0	0
85	1	1	7	6	1	0	0
85	1	1	7	6	1	0	0
85	1	1	7	6	1	0	0
85	1	1	7	6	1	0	0
85	1	1	7	6	1	0	0
85	1	1	7	6	1	0	0
85	1	1	7	6	1	0	0
85	1	1	7	6	1	0	0

Continued on next page...

Continued from previous page...

Mol	Chain	Residues	Atoms			ZeroOcc	AltConf
			Total	N	Os		
85	1	1	7	6	1	0	0
85	1	1	7	6	1	0	0
85	1	1	7	6	1	0	0
85	1	1	7	6	1	0	0
85	1	1	7	6	1	0	0
85	1	1	7	6	1	0	0
85	1	1	7	6	1	0	0
85	1	1	7	6	1	0	0
85	1	1	7	6	1	0	0
85	1	1	7	6	1	0	0
85	1	1	7	6	1	0	0
85	1	1	7	6	1	0	0
85	1	1	7	6	1	0	0
85	1	1	7	6	1	0	0
85	1	1	7	6	1	0	0
85	1	1	7	6	1	0	0
85	1	1	7	6	1	0	0
85	1	1	7	6	1	0	0
85	1	1	7	6	1	0	0
85	1	1	7	6	1	0	0
85	1	1	7	6	1	0	0
85	1	1	7	6	1	0	0
85	1	1	7	6	1	0	0

Continued on next page...

Continued from previous page...

Mol	Chain	Residues	Atoms			ZeroOcc	AltConf
			Total	N	Os		
85	1	1	7	6	1	0	0
85	1	1	7	6	1	0	0
85	1	1	7	6	1	0	0
85	1	1	7	6	1	0	0
85	1	1	7	6	1	0	0
85	1	1	7	6	1	0	0
85	1	1	7	6	1	0	0
85	1	1	7	6	1	0	0
85	1	1	7	6	1	0	0
85	1	1	7	6	1	0	0
85	1	1	7	6	1	0	0
85	1	1	7	6	1	0	0
85	1	1	7	6	1	0	0
85	1	1	7	6	1	0	0
85	1	1	7	6	1	0	0
85	1	1	7	6	1	0	0
85	1	1	7	6	1	0	0
85	1	1	7	6	1	0	0
85	1	1	7	6	1	0	0
85	1	1	7	6	1	0	0
85	1	1	7	6	1	0	0
85	1	1	7	6	1	0	0
85	1	1	7	6	1	0	0
85	1	1	7	6	1	0	0
85	1	1	7	6	1	0	0

Continued on next page...

Continued from previous page...

Mol	Chain	Residues	Atoms			ZeroOcc	AltConf
			Total	N	Os		
85	1	1	7	6	1	0	0
85	1	1	7	6	1	0	0
85	1	1	7	6	1	0	0
85	1	1	7	6	1	0	0
85	1	1	7	6	1	0	0
85	1	1	7	6	1	0	0
85	1	1	7	6	1	0	0
85	1	1	7	6	1	0	0
85	1	1	7	6	1	0	0
85	1	1	7	6	1	0	0
85	1	1	7	6	1	0	0
85	1	1	7	6	1	0	0
85	1	1	7	6	1	0	0
85	1	1	7	6	1	0	0
85	1	1	7	6	1	0	0
85	1	1	7	6	1	0	0
85	1	1	7	6	1	0	0
85	1	1	7	6	1	0	0
85	1	1	7	6	1	0	0
85	1	1	7	6	1	0	0
85	1	1	7	6	1	0	0
85	1	1	7	6	1	0	0
85	1	1	7	6	1	0	0
85	1	1	7	6	1	0	0
85	1	1	7	6	1	0	0
85	1	1	7	6	1	0	0
85	1	1	7	6	1	0	0
85	1	1	7	6	1	0	0
85	1	1	7	6	1	0	0
85	1	1	7	6	1	0	0
85	1	1	7	6	1	0	0
85	1	1	7	6	1	0	0
85	1	1	7	6	1	0	0

Continued on next page...

Continued from previous page...

Mol	Chain	Residues	Atoms			ZeroOcc	AltConf
			Total	N	Os		
85	1	1	7	6	1	0	0
85	1	1	7	6	1	0	0
85	1	1	7	6	1	0	0
85	1	1	7	6	1	0	0
85	1	1	7	6	1	0	0
85	1	1	7	6	1	0	0
85	1	1	7	6	1	0	0
85	1	1	7	6	1	0	0
85	1	1	7	6	1	0	0
85	1	1	7	6	1	0	0
85	1	1	7	6	1	0	0
85	1	1	7	6	1	0	0
85	1	1	7	6	1	0	0
85	1	1	7	6	1	0	0
85	1	1	7	6	1	0	0
85	1	1	7	6	1	0	0
85	1	1	7	6	1	0	0
85	1	1	7	6	1	0	0
85	1	1	7	6	1	0	0

Continued on next page...

Continued from previous page...

Mol	Chain	Residues	Atoms			ZeroOcc	AltConf
			Total	N	Os		
85	1	1	7	6	1	0	0
85	1	1	7	6	1	0	0
85	1	1	7	6	1	0	0
85	1	1	7	6	1	0	0
85	1	1	7	6	1	0	0
85	1	1	7	6	1	0	0
85	1	1	7	6	1	0	0
85	1	1	7	6	1	0	0
85	1	1	7	6	1	0	0
85	1	1	7	6	1	0	0
85	1	1	7	6	1	0	0
85	1	1	7	6	1	0	0
85	1	1	7	6	1	0	0
85	1	1	7	6	1	0	0
85	1	1	7	6	1	0	0
85	1	1	7	6	1	0	0
85	1	1	7	6	1	0	0
85	1	1	7	6	1	0	0
85	1	1	7	6	1	0	0
85	1	1	7	6	1	0	0
85	1	1	7	6	1	0	0
85	1	1	7	6	1	0	0
85	1	1	7	6	1	0	0
85	1	1	7	6	1	0	0
85	1	1	7	6	1	0	0

Continued on next page...

Continued from previous page...

Mol	Chain	Residues	Atoms			ZeroOcc	AltConf
			Total	N	Os		
85	1	1	7	6	1	0	0
85	1	1	7	6	1	0	0
85	1	1	7	6	1	0	0
85	1	1	7	6	1	0	0
85	1	1	7	6	1	0	0
85	1	1	7	6	1	0	0
85	1	1	7	6	1	0	0
85	1	1	7	6	1	0	0
85	1	1	7	6	1	0	0
85	1	1	7	6	1	0	0
85	1	1	7	6	1	0	0
85	1	1	7	6	1	0	0
85	1	1	7	6	1	0	0
85	1	1	7	6	1	0	0
85	1	1	7	6	1	0	0
85	1	1	7	6	1	0	0
85	3	1	7	6	1	0	0
85	3	1	7	6	1	0	0
85	3	1	7	6	1	0	0
85	3	1	7	6	1	0	0
85	3	1	7	6	1	0	0
85	3	1	7	6	1	0	0
85	3	1	7	6	1	0	0
85	3	1	7	6	1	0	0
85	3	1	7	6	1	0	0

Continued on next page...

Continued from previous page...

Mol	Chain	Residues	Atoms			ZeroOcc	AltConf
			Total	N	Os		
85	3	1	7	6	1	0	0
85	3	1	7	6	1	0	0
85	4	1	7	6	1	0	0
85	4	1	7	6	1	0	0
85	4	1	7	6	1	0	0
85	4	1	7	6	1	0	0
85	4	1	7	6	1	0	0
85	4	1	7	6	1	0	0
85	4	1	7	6	1	0	0
85	4	1	7	6	1	0	0
85	4	1	7	6	1	0	0
85	4	1	7	6	1	0	0
85	4	1	7	6	1	0	0
85	4	1	7	6	1	0	0
85	4	1	7	6	1	0	0
85	4	1	7	6	1	0	0
85	4	1	7	6	1	0	0
85	4	1	7	6	1	0	0
85	4	1	7	6	1	0	0
85	4	1	7	6	1	0	0
85	4	1	7	6	1	0	0
85	4	1	7	6	1	0	0
85	4	1	7	6	1	0	0
85	L3	1	7	6	1	0	0
85	L3	1	7	6	1	0	0

Continued on next page...

Continued from previous page...

Mol	Chain	Residues	Atoms			ZeroOcc	AltConf
			Total	N	Os		
85	L4	1	7	6	1	0	0
85	M0	1	7	6	1	0	0
85	M5	1	7	6	1	0	0
85	M6	1	7	6	1	0	0
85	M7	1	7	6	1	0	0
85	M9	1	7	6	1	0	0
85	N1	1	7	6	1	0	0
85	N8	1	7	6	1	0	0
85	N9	1	7	6	1	0	0
85	O3	1	7	6	1	0	0
85	O7	1	7	6	1	0	0
85	O7	1	7	6	1	0	0
85	O9	1	7	6	1	0	0
85	Q2	1	7	6	1	0	0
85	6	1	7	6	1	0	0
85	6	1	7	6	1	0	0
85	6	1	7	6	1	0	0
85	6	1	7	6	1	0	0
85	6	1	7	6	1	0	0
85	6	1	7	6	1	0	0
85	6	1	7	6	1	0	0
85	6	1	7	6	1	0	0

Continued on next page...

Continued from previous page...

Mol	Chain	Residues	Atoms			ZeroOcc	AltConf
			Total	N	Os		
85	6	1	Total 7	N 6	Os 1	0	0
85	6	1	Total 7	N 6	Os 1	0	0
85	6	1	Total 7	N 6	Os 1	0	0
85	6	1	Total 7	N 6	Os 1	0	0
85	6	1	Total 7	N 6	Os 1	0	0
85	6	1	Total 7	N 6	Os 1	0	0
85	6	1	Total 7	N 6	Os 1	0	0
85	6	1	Total 7	N 6	Os 1	0	0
85	6	1	Total 7	N 6	Os 1	0	0
85	6	1	Total 7	N 6	Os 1	0	0
85	6	1	Total 7	N 6	Os 1	0	0
85	6	1	Total 7	N 6	Os 1	0	0
85	6	1	Total 7	N 6	Os 1	0	0
85	6	1	Total 7	N 6	Os 1	0	0
85	6	1	Total 7	N 6	Os 1	0	0
85	6	1	Total 7	N 6	Os 1	0	0
85	6	1	Total 7	N 6	Os 1	0	0
85	6	1	Total 7	N 6	Os 1	0	0
85	6	1	Total 7	N 6	Os 1	0	0

Continued on next page...

Continued from previous page...

Mol	Chain	Residues	Atoms			ZeroOcc	AltConf
85	6	1	Total 7	N 6	Os 1	0	0
85	6	1	Total 7	N 6	Os 1	0	0
85	6	1	Total 7	N 6	Os 1	0	0
85	6	1	Total 7	N 6	Os 1	0	0
85	6	1	Total 7	N 6	Os 1	0	0
85	6	1	Total 7	N 6	Os 1	0	0
85	6	1	Total 7	N 6	Os 1	0	0
85	6	1	Total 7	N 6	Os 1	0	0
85	6	1	Total 7	N 6	Os 1	0	0
85	6	1	Total 7	N 6	Os 1	0	0
85	6	1	Total 7	N 6	Os 1	0	0
85	6	1	Total 7	N 6	Os 1	0	0
85	6	1	Total 7	N 6	Os 1	0	0
85	6	1	Total 7	N 6	Os 1	0	0
85	6	1	Total 7	N 6	Os 1	0	0
85	6	1	Total 7	N 6	Os 1	0	0
85	6	1	Total 7	N 6	Os 1	0	0
85	6	1	Total 7	N 6	Os 1	0	0
85	6	1	Total 7	N 6	Os 1	0	0
85	6	1	Total 7	N 6	Os 1	0	0
85	6	1	Total 7	N 6	Os 1	0	0
85	6	1	Total 7	N 6	Os 1	0	0

Continued on next page...

Continued from previous page...

Mol	Chain	Residues	Atoms			ZeroOcc	AltConf
			Total	N	Os		
85	6	1	Total 7	N 6	Os 1	0	0
85	6	1	Total 7	N 6	Os 1	0	0
85	6	1	Total 7	N 6	Os 1	0	0
85	6	1	Total 7	N 6	Os 1	0	0
85	6	1	Total 7	N 6	Os 1	0	0
85	6	1	Total 7	N 6	Os 1	0	0
85	6	1	Total 7	N 6	Os 1	0	0
85	6	1	Total 7	N 6	Os 1	0	0
85	6	1	Total 7	N 6	Os 1	0	0
85	6	1	Total 7	N 6	Os 1	0	0
85	6	1	Total 7	N 6	Os 1	0	0
85	6	1	Total 7	N 6	Os 1	0	0
85	6	1	Total 7	N 6	Os 1	0	0
85	6	1	Total 7	N 6	Os 1	0	0
85	6	1	Total 7	N 6	Os 1	0	0
85	6	1	Total 7	N 6	Os 1	0	0
85	6	1	Total 7	N 6	Os 1	0	0
85	6	1	Total 7	N 6	Os 1	0	0
85	6	1	Total 7	N 6	Os 1	0	0
85	6	1	Total 7	N 6	Os 1	0	0
85	6	1	Total 7	N 6	Os 1	0	0
85	6	1	Total 7	N 6	Os 1	0	0
85	6	1	Total 7	N 6	Os 1	0	0

Continued on next page...

Continued from previous page...

Mol	Chain	Residues	Atoms			ZeroOcc	AltConf
			Total	N	Os		
85	6	1	7	6	1	0	0
85	6	1	7	6	1	0	0
85	6	1	7	6	1	0	0
85	6	1	7	6	1	0	0
85	6	1	7	6	1	0	0
85	6	1	7	6	1	0	0
85	6	1	7	6	1	0	0
85	6	1	7	6	1	0	0
85	6	1	7	6	1	0	0
85	6	1	7	6	1	0	0
85	6	1	7	6	1	0	0
85	6	1	7	6	1	0	0
85	6	1	7	6	1	0	0
85	6	1	7	6	1	0	0
85	6	1	7	6	1	0	0
85	6	1	7	6	1	0	0
85	6	1	7	6	1	0	0
85	6	1	7	6	1	0	0
85	6	1	7	6	1	0	0
85	s4	1	7	6	1	0	0
85	s8	1	7	6	1	0	0
85	s9	1	7	6	1	0	0
85	c3	1	7	6	1	0	0

Continued on next page...

Continued from previous page...

Mol	Chain	Residues	Atoms			ZeroOcc	AltConf
			Total	N	Os		
85	5	1	7	6	1	0	0
85	5	1	7	6	1	0	0
85	5	1	7	6	1	0	0
85	5	1	7	6	1	0	0
85	5	1	7	6	1	0	0
85	5	1	7	6	1	0	0
85	5	1	7	6	1	0	0
85	5	1	7	6	1	0	0
85	5	1	7	6	1	0	0
85	5	1	7	6	1	0	0
85	5	1	7	6	1	0	0
85	5	1	7	6	1	0	0
85	5	1	7	6	1	0	0
85	5	1	7	6	1	0	0
85	5	1	7	6	1	0	0
85	5	1	7	6	1	0	0
85	5	1	7	6	1	0	0
85	5	1	7	6	1	0	0
85	5	1	7	6	1	0	0
85	5	1	7	6	1	0	0
85	5	1	7	6	1	0	0

Continued on next page...

Continued from previous page...

Mol	Chain	Residues	Atoms			ZeroOcc	AltConf
			Total	N	Os		
85	5	1	7	6	1	0	0
85	5	1	7	6	1	0	0
85	5	1	7	6	1	0	0
85	5	1	7	6	1	0	0
85	5	1	7	6	1	0	0
85	5	1	7	6	1	0	0
85	5	1	7	6	1	0	0
85	5	1	7	6	1	0	0
85	5	1	7	6	1	0	0
85	5	1	7	6	1	0	0
85	5	1	7	6	1	0	0
85	5	1	7	6	1	0	0
85	5	1	7	6	1	0	0
85	5	1	7	6	1	0	0
85	5	1	7	6	1	0	0
85	5	1	7	6	1	0	0
85	5	1	7	6	1	0	0
85	5	1	7	6	1	0	0
85	5	1	7	6	1	0	0

Continued on next page...

Continued from previous page...

Mol	Chain	Residues	Atoms			ZeroOcc	AltConf
			Total	N	Os		
85	5	1	7	6	1	0	0
85	5	1	7	6	1	0	0
85	5	1	7	6	1	0	0
85	5	1	7	6	1	0	0
85	5	1	7	6	1	0	0
85	5	1	7	6	1	0	0
85	5	1	7	6	1	0	0
85	5	1	7	6	1	0	0
85	5	1	7	6	1	0	0
85	5	1	7	6	1	0	0
85	5	1	7	6	1	0	0
85	5	1	7	6	1	0	0
85	5	1	7	6	1	0	0
85	5	1	7	6	1	0	0
85	5	1	7	6	1	0	0
85	5	1	7	6	1	0	0
85	5	1	7	6	1	0	0
85	5	1	7	6	1	0	0
85	5	1	7	6	1	0	0
85	5	1	7	6	1	0	0

Continued on next page...

Continued from previous page...

Mol	Chain	Residues	Atoms			ZeroOcc	AltConf
			Total	N	Os		
85	5	1	7	6	1	0	0
85	5	1	7	6	1	0	0
85	5	1	7	6	1	0	0
85	5	1	7	6	1	0	0
85	5	1	7	6	1	0	0
85	5	1	7	6	1	0	0
85	5	1	7	6	1	0	0
85	5	1	7	6	1	0	0
85	5	1	7	6	1	0	0
85	5	1	7	6	1	0	0
85	5	1	7	6	1	0	0
85	5	1	7	6	1	0	0
85	5	1	7	6	1	0	0
85	5	1	7	6	1	0	0
85	5	1	7	6	1	0	0
85	5	1	7	6	1	0	0
85	5	1	7	6	1	0	0
85	5	1	7	6	1	0	0
85	5	1	7	6	1	0	0
85	5	1	7	6	1	0	0
85	5	1	7	6	1	0	0
85	5	1	7	6	1	0	0

Continued on next page...

Continued from previous page...

Mol	Chain	Residues	Atoms			ZeroOcc	AltConf
			Total	N	Os		
85	5	1	7	6	1	0	0
85	5	1	7	6	1	0	0
85	5	1	7	6	1	0	0
85	5	1	7	6	1	0	0
85	5	1	7	6	1	0	0
85	5	1	7	6	1	0	0
85	5	1	7	6	1	0	0
85	5	1	7	6	1	0	0
85	5	1	7	6	1	0	0
85	5	1	7	6	1	0	0
85	5	1	7	6	1	0	0
85	5	1	7	6	1	0	0
85	5	1	7	6	1	0	0
85	5	1	7	6	1	0	0
85	5	1	7	6	1	0	0
85	5	1	7	6	1	0	0
85	5	1	7	6	1	0	0
85	5	1	7	6	1	0	0
85	5	1	7	6	1	0	0
85	5	1	7	6	1	0	0
85	5	1	7	6	1	0	0
85	5	1	7	6	1	0	0
85	5	1	7	6	1	0	0
85	5	1	7	6	1	0	0
85	5	1	7	6	1	0	0

Continued on next page...

Continued from previous page...

Mol	Chain	Residues	Atoms			ZeroOcc	AltConf
			Total	N	Os		
85	5	1	7	6	1	0	0
85	5	1	7	6	1	0	0
85	5	1	7	6	1	0	0
85	5	1	7	6	1	0	0
85	5	1	7	6	1	0	0
85	5	1	7	6	1	0	0
85	5	1	7	6	1	0	0
85	5	1	7	6	1	0	0
85	5	1	7	6	1	0	0
85	5	1	7	6	1	0	0
85	5	1	7	6	1	0	0
85	5	1	7	6	1	0	0
85	5	1	7	6	1	0	0
85	5	1	7	6	1	0	0
85	5	1	7	6	1	0	0
85	5	1	7	6	1	0	0
85	5	1	7	6	1	0	0
85	5	1	7	6	1	0	0
85	5	1	7	6	1	0	0
85	5	1	7	6	1	0	0
85	5	1	7	6	1	0	0
85	5	1	7	6	1	0	0
85	5	1	7	6	1	0	0
85	5	1	7	6	1	0	0
85	5	1	7	6	1	0	0
85	5	1	7	6	1	0	0
85	5	1	7	6	1	0	0

Continued on next page...

Continued from previous page...

Mol	Chain	Residues	Atoms			ZeroOcc	AltConf
			Total	N	Os		
85	5	1	Total 7	N 6	Os 1	0	0
85	5	1	Total 7	N 6	Os 1	0	0
85	5	1	Total 7	N 6	Os 1	0	0
85	5	1	Total 7	N 6	Os 1	0	0
85	5	1	Total 7	N 6	Os 1	0	0
85	5	1	Total 7	N 6	Os 1	0	0
85	5	1	Total 7	N 6	Os 1	0	0
85	5	1	Total 7	N 6	Os 1	0	0
85	5	1	Total 7	N 6	Os 1	0	0
85	5	1	Total 7	N 6	Os 1	0	0
85	5	1	Total 7	N 6	Os 1	0	0
85	5	1	Total 7	N 6	Os 1	0	0
85	5	1	Total 7	N 6	Os 1	0	0
85	5	1	Total 7	N 6	Os 1	0	0
85	5	1	Total 7	N 6	Os 1	0	0
85	5	1	Total 7	N 6	Os 1	0	0
85	5	1	Total 7	N 6	Os 1	0	0
85	5	1	Total 7	N 6	Os 1	0	0
85	5	1	Total 7	N 6	Os 1	0	0
85	5	1	Total 7	N 6	Os 1	0	0
85	5	1	Total 7	N 6	Os 1	0	0

Continued on next page...

Continued from previous page...

Mol	Chain	Residues	Atoms			ZeroOcc	AltConf
			Total	N	Os		
85	5	1	7	6	1	0	0
85	5	1	7	6	1	0	0
85	5	1	7	6	1	0	0
85	5	1	7	6	1	0	0
85	5	1	7	6	1	0	0
85	5	1	7	6	1	0	0
85	5	1	7	6	1	0	0
85	5	1	7	6	1	0	0
85	5	1	7	6	1	0	0
85	5	1	7	6	1	0	0
85	5	1	7	6	1	0	0
85	5	1	7	6	1	0	0
85	5	1	7	6	1	0	0
85	5	1	7	6	1	0	0
85	5	1	7	6	1	0	0
85	5	1	7	6	1	0	0
85	5	1	7	6	1	0	0
85	5	1	7	6	1	0	0
85	5	1	7	6	1	0	0
85	5	1	7	6	1	0	0
85	5	1	7	6	1	0	0
85	5	1	7	6	1	0	0

Continued on next page...

Continued from previous page...

Mol	Chain	Residues	Atoms			ZeroOcc	AltConf
			Total	N	Os		
85	5	1	7	6	1	0	0
85	5	1	7	6	1	0	0
85	5	1	7	6	1	0	0
85	5	1	7	6	1	0	0
85	5	1	7	6	1	0	0
85	5	1	7	6	1	0	0
85	5	1	7	6	1	0	0
85	5	1	7	6	1	0	0
85	5	1	7	6	1	0	0
85	5	1	7	6	1	0	0
85	5	1	7	6	1	0	0
85	5	1	7	6	1	0	0
85	5	1	7	6	1	0	0
85	5	1	7	6	1	0	0
85	5	1	7	6	1	0	0
85	5	1	7	6	1	0	0
85	5	1	7	6	1	0	0
85	5	1	7	6	1	0	0
85	5	1	7	6	1	0	0
85	5	1	7	6	1	0	0
85	5	1	7	6	1	0	0
85	5	1	7	6	1	0	0
85	5	1	7	6	1	0	0
85	5	1	7	6	1	0	0
85	5	1	7	6	1	0	0
85	5	1	7	6	1	0	0
85	5	1	7	6	1	0	0

Continued on next page...

Continued from previous page...

Mol	Chain	Residues	Atoms			ZeroOcc	AltConf
			Total	N	Os		
85	5	1	7	6	1	0	0
85	5	1	7	6	1	0	0
85	5	1	7	6	1	0	0
85	5	1	7	6	1	0	0
85	5	1	7	6	1	0	0
85	5	1	7	6	1	0	0
85	5	1	7	6	1	0	0
85	5	1	7	6	1	0	0
85	5	1	7	6	1	0	0
85	5	1	7	6	1	0	0
85	5	1	7	6	1	0	0
85	5	1	7	6	1	0	0
85	5	1	7	6	1	0	0
85	5	1	7	6	1	0	0
85	5	1	7	6	1	0	0
85	5	1	7	6	1	0	0
85	5	1	7	6	1	0	0
85	5	1	7	6	1	0	0
85	5	1	7	6	1	0	0
85	5	1	7	6	1	0	0
85	5	1	7	6	1	0	0

Continued on next page...

Continued from previous page...

Mol	Chain	Residues	Atoms			ZeroOcc	AltConf
			Total	N	Os		
85	5	1	7	6	1	0	0
85	5	1	7	6	1	0	0
85	5	1	7	6	1	0	0
85	5	1	7	6	1	0	0
85	5	1	7	6	1	0	0
85	5	1	7	6	1	0	0
85	5	1	7	6	1	0	0
85	5	1	7	6	1	0	0
85	5	1	7	6	1	0	0
85	5	1	7	6	1	0	0
85	5	1	7	6	1	0	0
85	5	1	7	6	1	0	0
85	5	1	7	6	1	0	0
85	5	1	7	6	1	0	0
85	5	1	7	6	1	0	0
85	5	1	7	6	1	0	0
85	5	1	7	6	1	0	0
85	5	1	7	6	1	0	0
85	5	1	7	6	1	0	0
85	5	1	7	6	1	0	0
85	5	1	7	6	1	0	0
85	5	1	7	6	1	0	0
85	5	1	7	6	1	0	0
85	7	1	7	6	1	0	0
85	7	1	7	6	1	0	0
85	7	1	7	6	1	0	0

Continued on next page...

Continued from previous page...

Mol	Chain	Residues	Atoms			ZeroOcc	AltConf
			Total	N	Os		
85	7	1	7	6	1	0	0
85	7	1	7	6	1	0	0
85	7	1	7	6	1	0	0
85	7	1	7	6	1	0	0
85	7	1	7	6	1	0	0
85	7	1	7	6	1	0	0
85	7	1	7	6	1	0	0
85	7	1	7	6	1	0	0
85	8	1	7	6	1	0	0
85	8	1	7	6	1	0	0
85	8	1	7	6	1	0	0
85	8	1	7	6	1	0	0
85	8	1	7	6	1	0	0
85	8	1	7	6	1	0	0
85	8	1	7	6	1	0	0
85	8	1	7	6	1	0	0
85	8	1	7	6	1	0	0
85	8	1	7	6	1	0	0
85	8	1	7	6	1	0	0
85	8	1	7	6	1	0	0
85	8	1	7	6	1	0	0

Continued on next page...

Continued from previous page...

Mol	Chain	Residues	Atoms			ZeroOcc	AltConf
			Total	N	Os		
85	8	1	7	6	1	0	0
85	8	1	7	6	1	0	0
85	l3	1	7	6	1	0	0
85	l3	1	7	6	1	0	0
85	l3	1	7	6	1	0	0
85	l4	1	7	6	1	0	0
85	l4	1	7	6	1	0	0
85	l5	1	7	6	1	0	0
85	l5	1	7	6	1	0	0
85	l9	1	7	6	1	0	0
85	m0	1	7	6	1	0	0
85	m0	1	7	6	1	0	0
85	m1	1	7	6	1	0	0
85	m5	1	7	6	1	0	0
85	m5	1	7	6	1	0	0
85	m7	1	7	6	1	0	0
85	n3	1	7	6	1	0	0
85	n3	1	7	6	1	0	0
85	n9	1	7	6	1	0	0
85	o3	1	7	6	1	0	0
85	o7	1	7	6	1	0	0

Continued on next page...

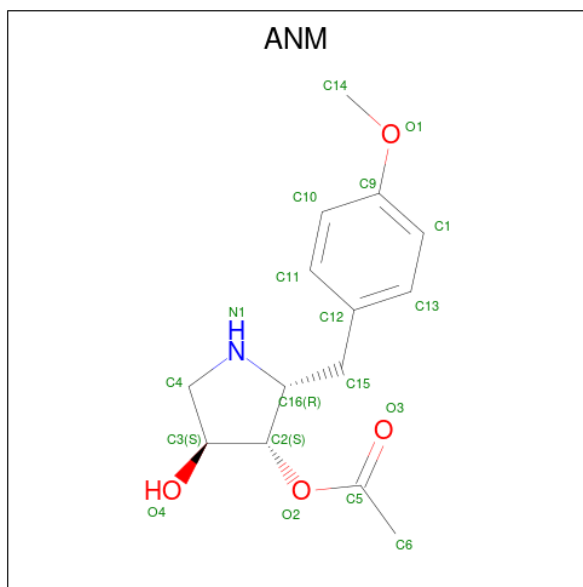
Continued from previous page...

Mol	Chain	Residues	Atoms			ZeroOcc	AltConf
85	o9	1	Total	N	Os	0	0
			7	6	1		
85	q2	1	Total	N	Os	0	0
			7	6	1		

- Molecule 86 is ZINC ION (three-letter code: ZN) (formula: Zn).

Mol	Chain	Residues	Atoms		ZeroOcc	AltConf
86	D6	1	Total	Zn	0	0
			1	1		
86	D7	1	Total	Zn	0	0
			1	1		
86	D9	1	Total	Zn	0	0
			1	1		
86	E1	1	Total	Zn	0	0
			1	1		
86	O7	1	Total	Zn	0	0
			1	1		
86	Q0	1	Total	Zn	0	0
			1	1		
86	Q2	1	Total	Zn	0	0
			1	1		
86	Q3	1	Total	Zn	0	0
			1	1		
86	d6	1	Total	Zn	0	0
			1	1		
86	d7	1	Total	Zn	0	0
			1	1		
86	d9	1	Total	Zn	0	0
			1	1		
86	e1	1	Total	Zn	0	0
			1	1		
86	o7	1	Total	Zn	0	0
			1	1		
86	q0	1	Total	Zn	0	0
			1	1		
86	q2	1	Total	Zn	0	0
			1	1		
86	q3	1	Total	Zn	0	0
			1	1		

- Molecule 87 is ANISOMYCIN (three-letter code: ANM) (formula: C₁₄H₁₉NO₄).

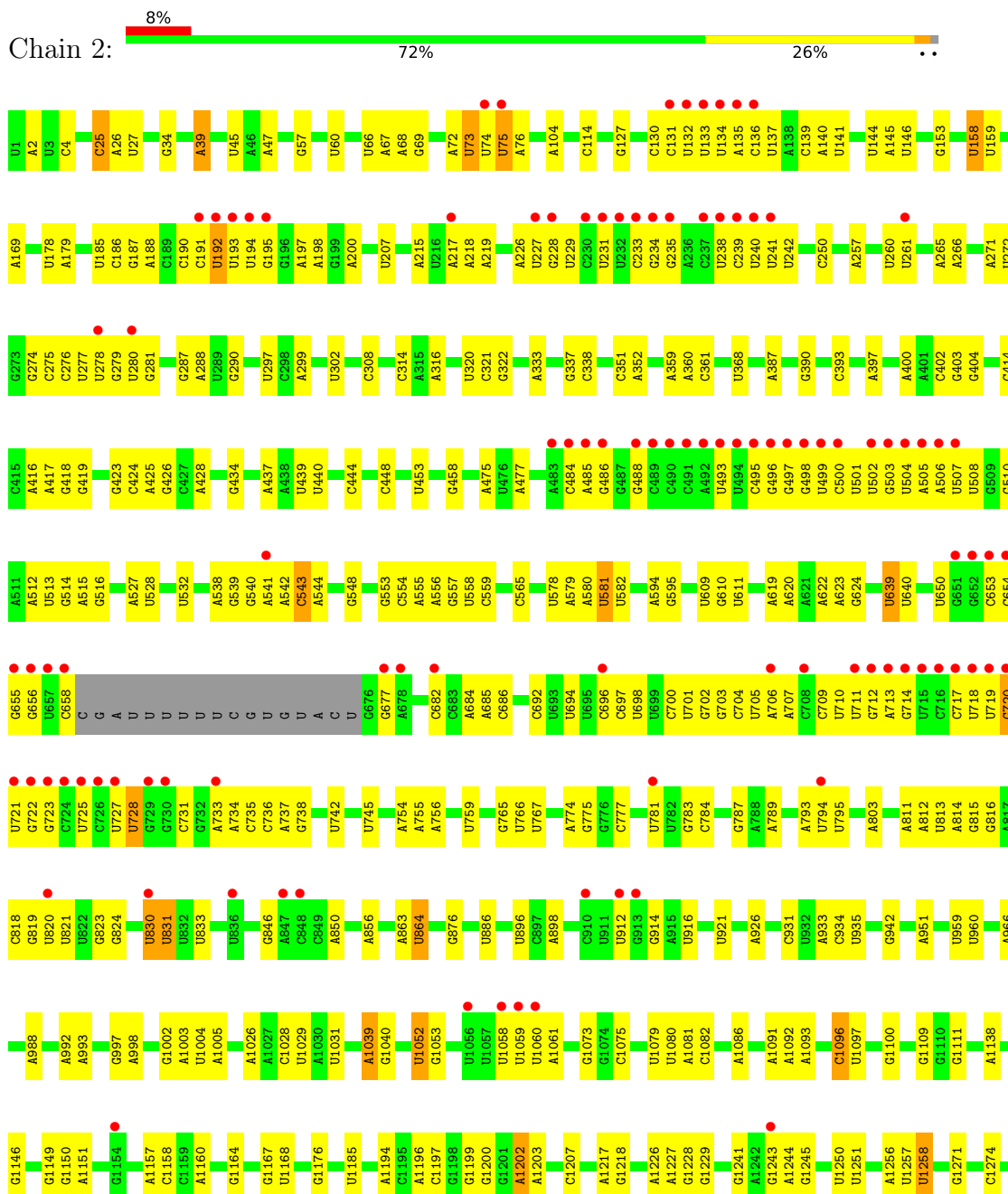


Mol	Chain	Residues	Atoms				ZeroOcc	AltConf
			Total	C	N	O		
87	1	1	19	14	1	4	0	0

3 Residue-property plots i

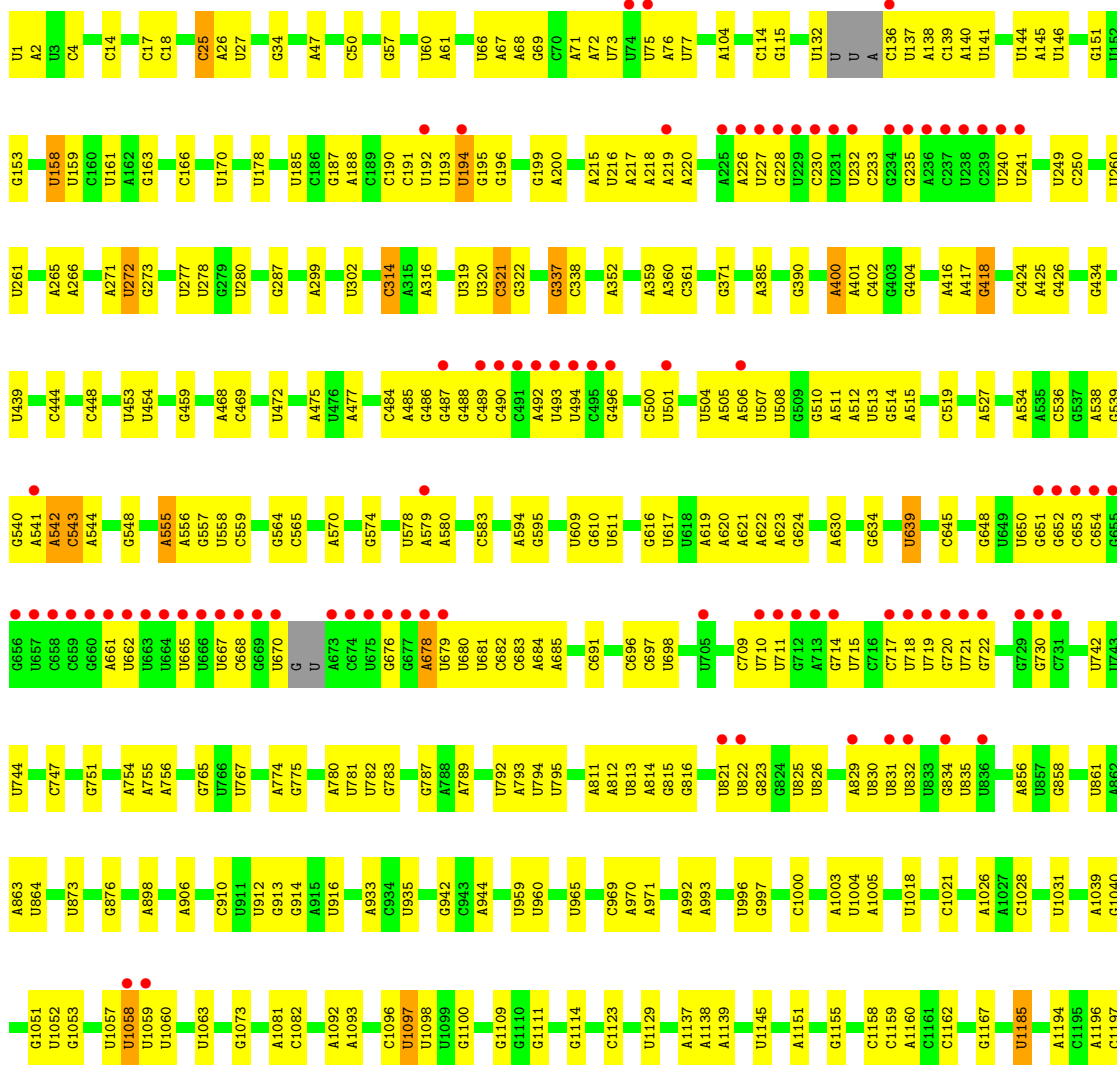
These plots are drawn for all protein, RNA, DNA and oligosaccharide chains in the entry. The first graphic for a chain summarises the proportions of the various outlier classes displayed in the second graphic. The second graphic shows the sequence view annotated by issues in geometry and electron density. Residues are color-coded according to the number of geometric quality criteria for which they contain at least one outlier: green = 0, yellow = 1, orange = 2 and red = 3 or more. A red dot above a residue indicates a poor fit to the electron density ($RSRZ > 2$). Stretches of 2 or more consecutive residues without any outlier are shown as a green connector. Residues present in the sample, but not in the model, are shown in grey.

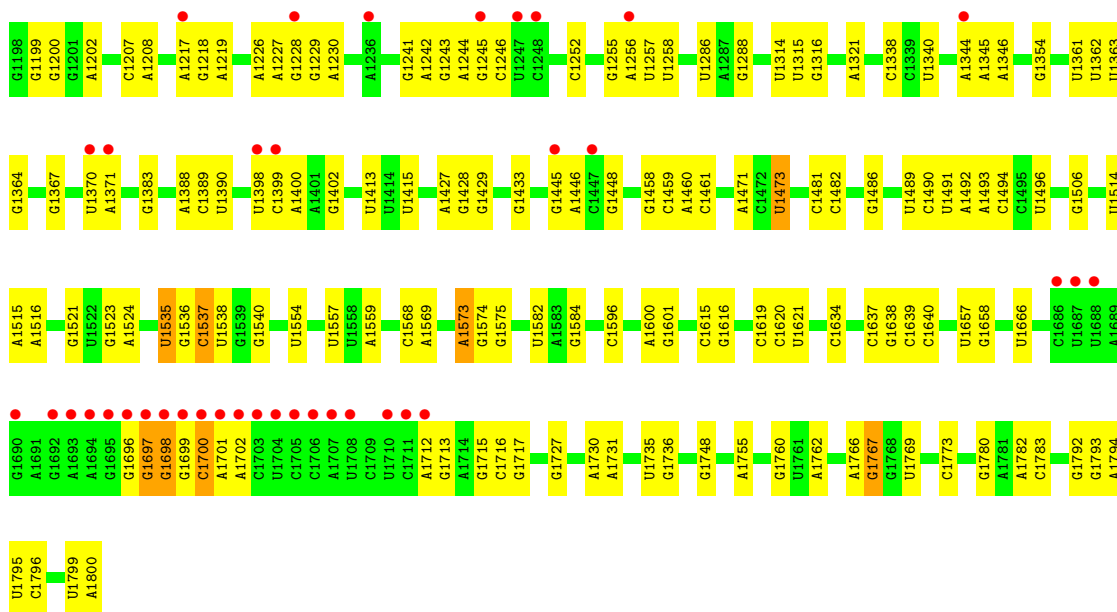
- Molecule 1: 18S ribosomal RNA



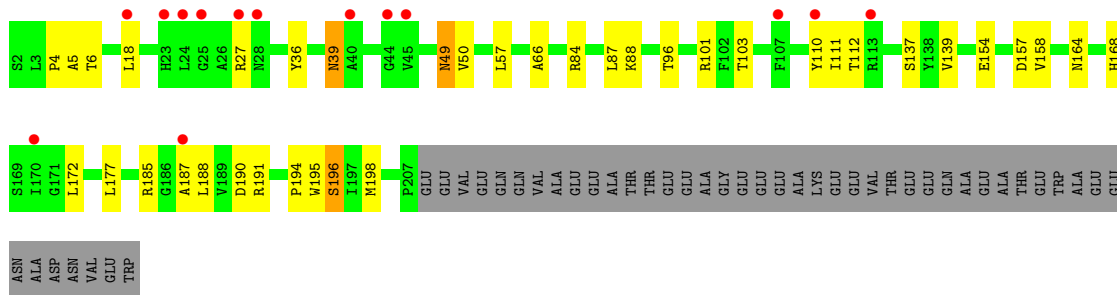


• Molecule 1: 18S ribosomal RNA

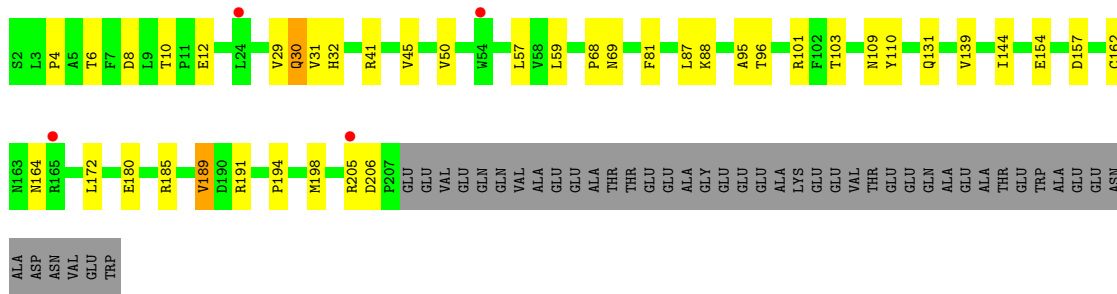




• Molecule 2: 40S ribosomal protein S0-A

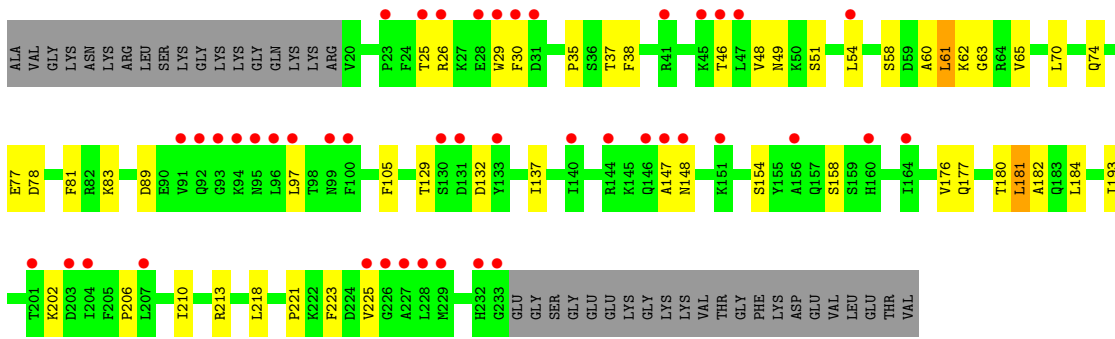


• Molecule 2: 40S ribosomal protein S0-A

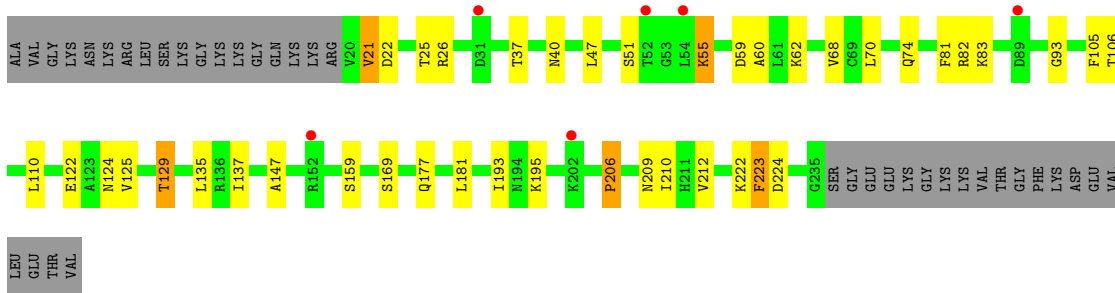


• Molecule 3: 40S ribosomal protein S1-A

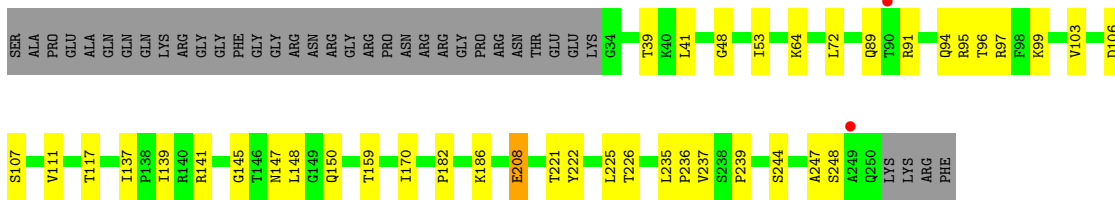




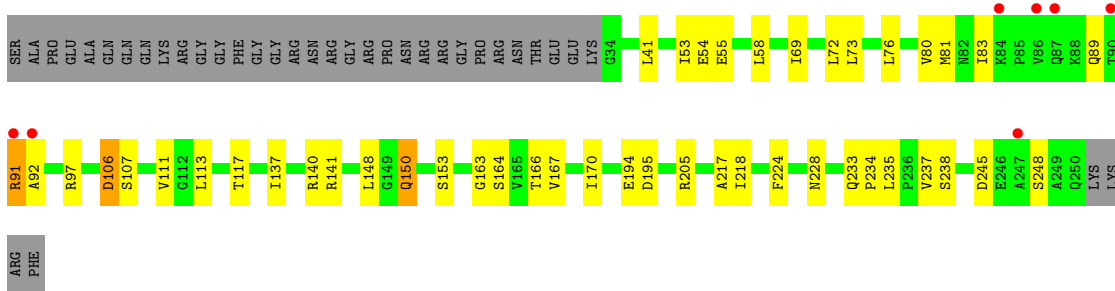
• Molecule 3: 40S ribosomal protein S1-A




• Molecule 4: 40S ribosomal protein S2

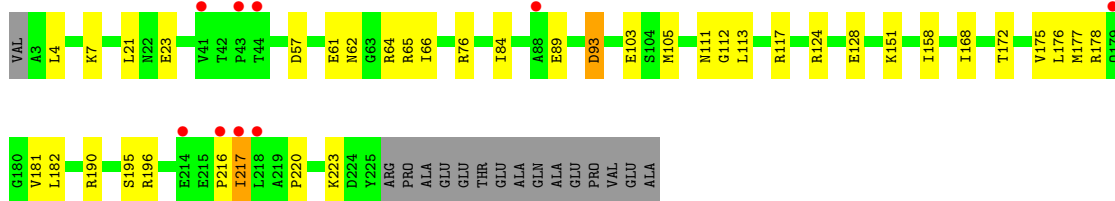


• Molecule 4: 40S ribosomal protein S2




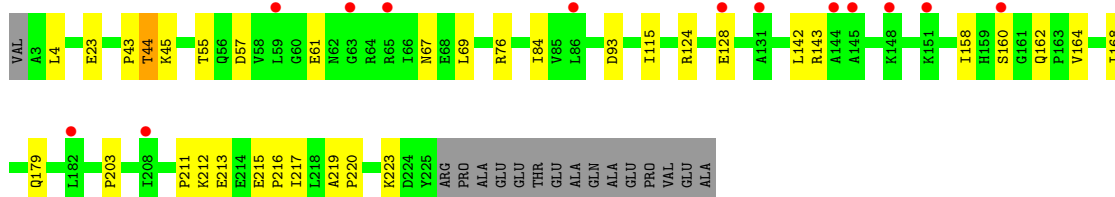
• Molecule 5: 40S ribosomal protein S3

Chain S3: 




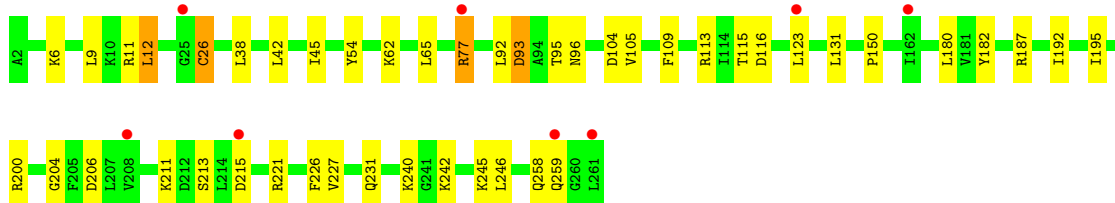
- Molecule 5: 40S ribosomal protein S3

Chain s3: 




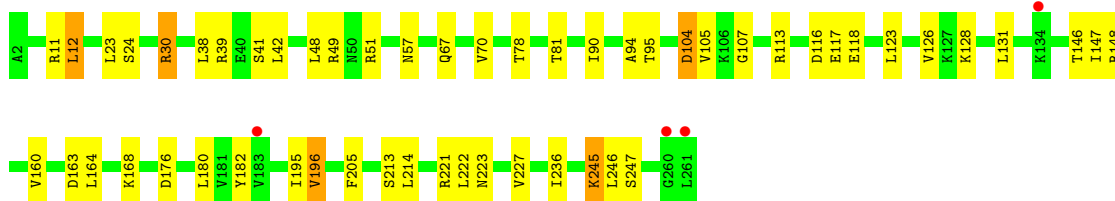
- Molecule 6: 40S ribosomal protein S4-A

Chain S4: 



- Molecule 6: 40S ribosomal protein S4-A

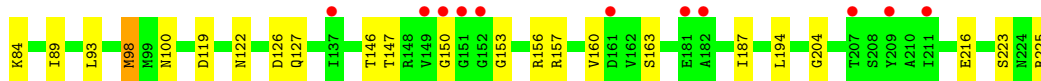
Chain s4: 



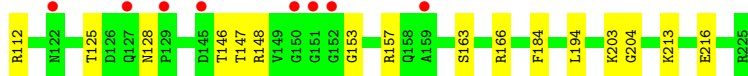
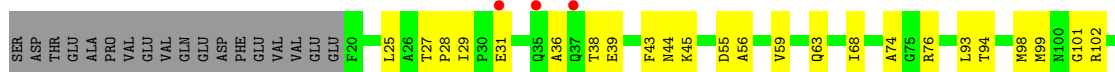
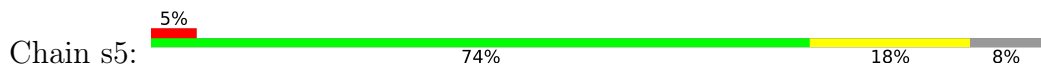
- Molecule 7: 40S ribosomal protein S5

Chain S5: 

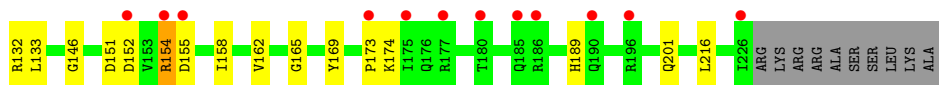
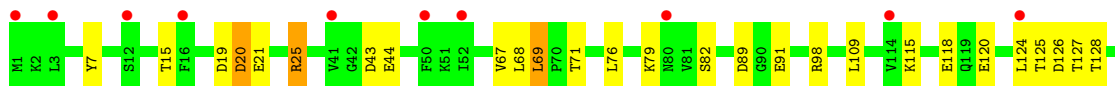
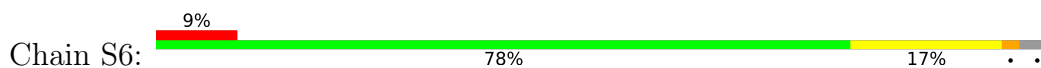





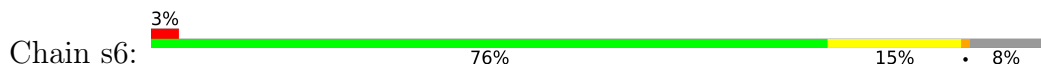
• Molecule 7: 40S ribosomal protein S5



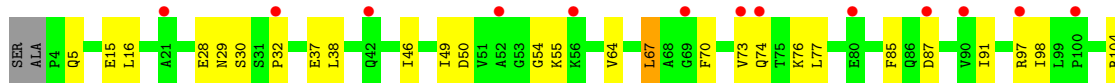
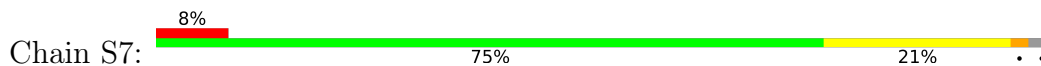
• Molecule 8: 40S ribosomal protein S6-A



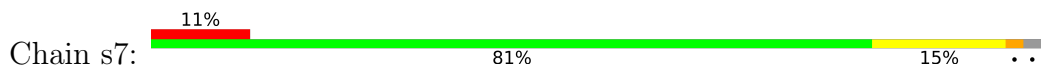
• Molecule 8: 40S ribosomal protein S6-A

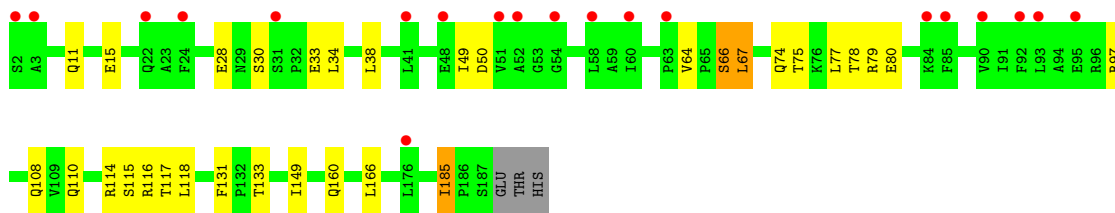


• Molecule 9: 40S ribosomal protein S7-A

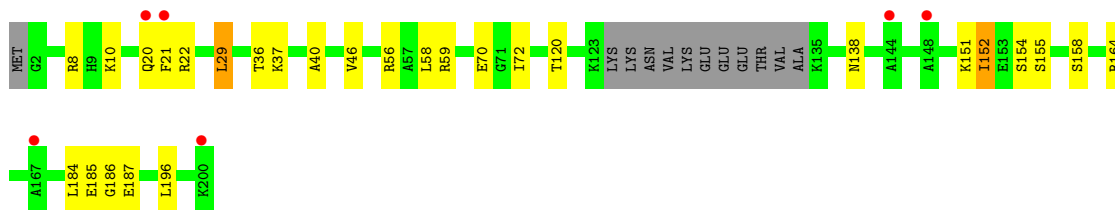
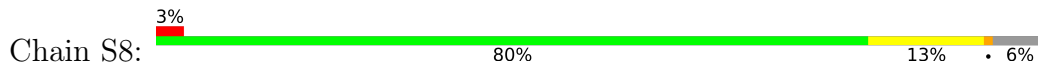


• Molecule 9: 40S ribosomal protein S7-A

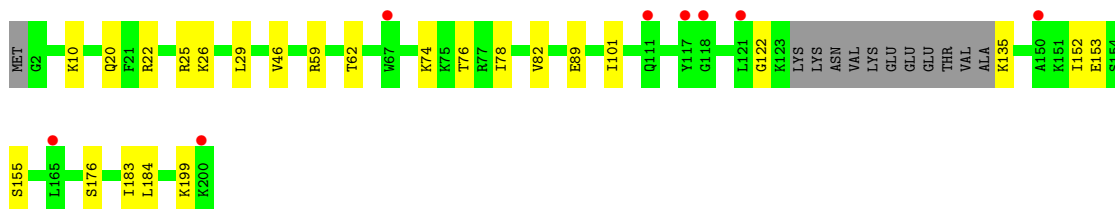
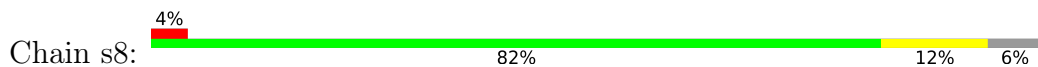




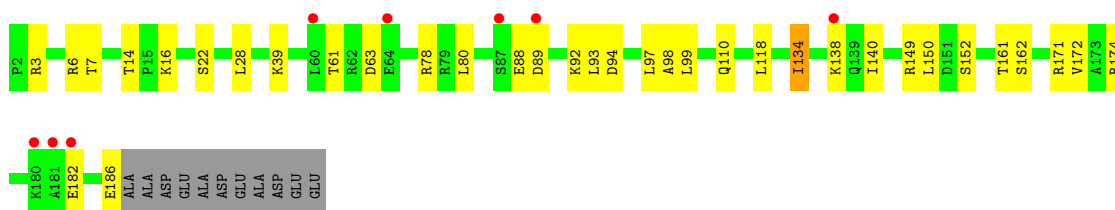
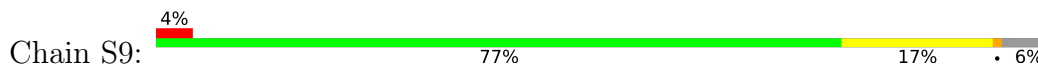
• Molecule 10: 40S ribosomal protein S8-A



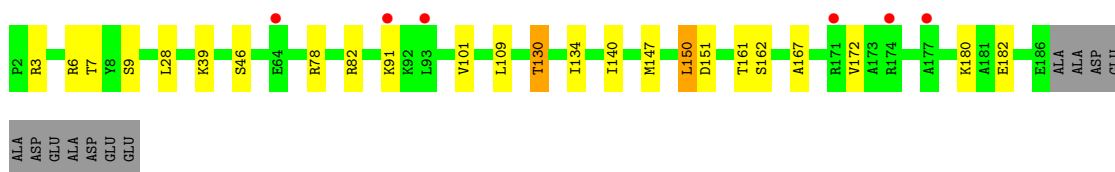
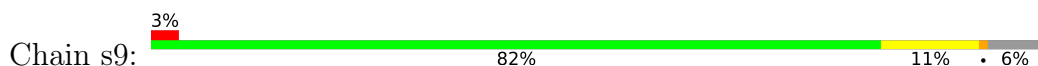
• Molecule 10: 40S ribosomal protein S8-A



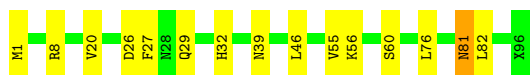
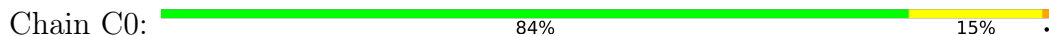
• Molecule 11: 40S ribosomal protein S9-A



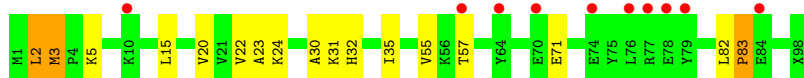
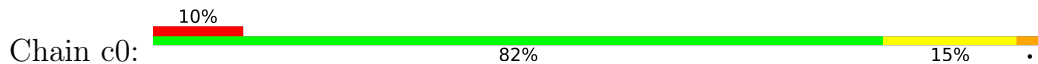
• Molecule 11: 40S ribosomal protein S9-A



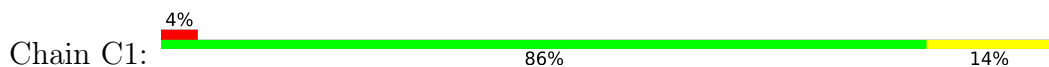
- Molecule 12: 40S ribosomal protein S10-A,40S ribosomal protein S10-A,40S ribosomal protein S10-A,40S ribosomal protein S10-A



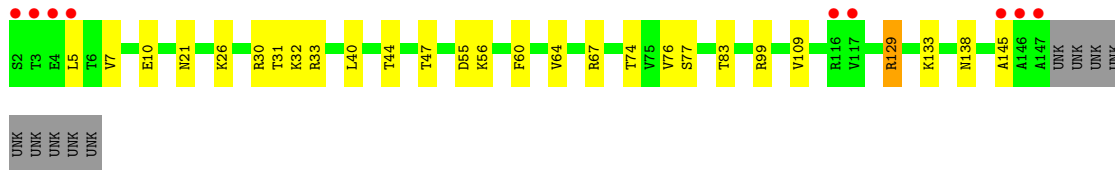
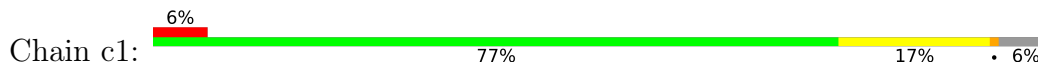
- Molecule 12: 40S ribosomal protein S10-A,40S ribosomal protein S10-A,40S ribosomal protein S10-A,40S ribosomal protein S10-A



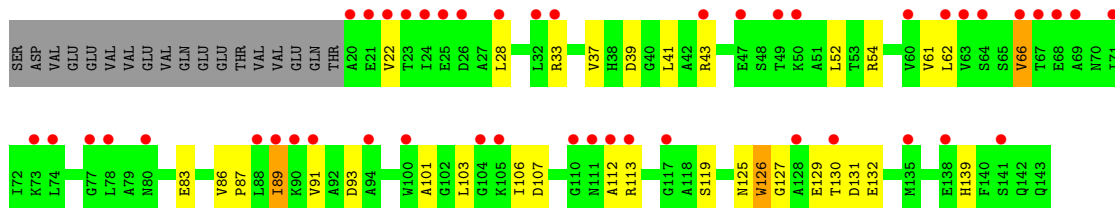
- Molecule 13: 40S ribosomal protein S11-A,40S ribosomal protein S11-A,40S ribosomal protein S11-A,40S ribosomal protein S11-A (uS17)



- Molecule 13: 40S ribosomal protein S11-A,40S ribosomal protein S11-A,40S ribosomal protein S11-A,40S ribosomal protein S11-A (uS17)

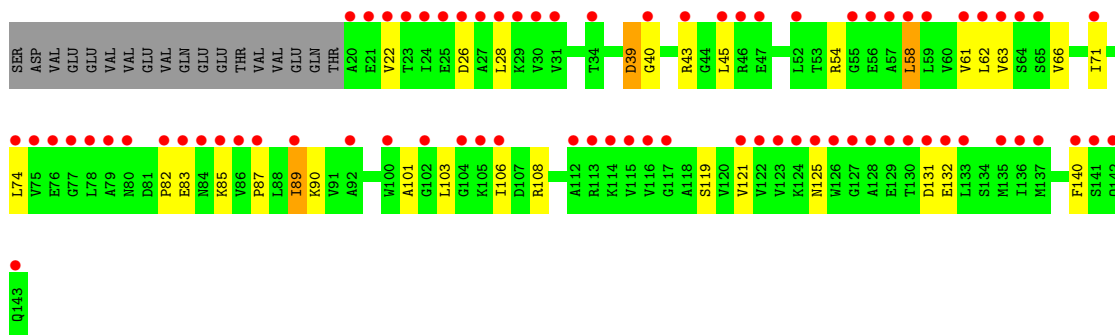


- Molecule 14: 40S ribosomal protein S12

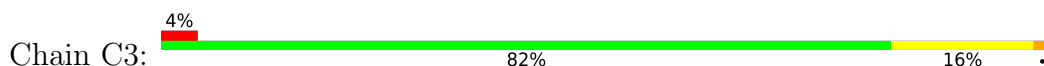


- Molecule 14: 40S ribosomal protein S12

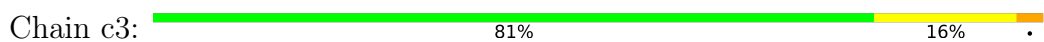




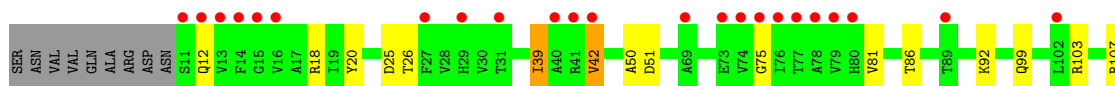
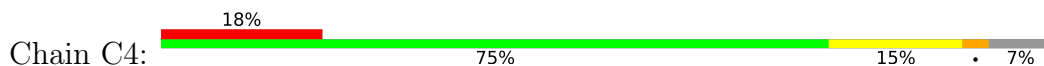
• Molecule 15: 40S ribosomal protein S13



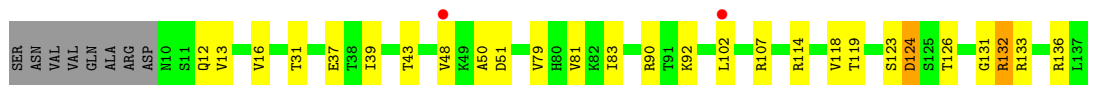
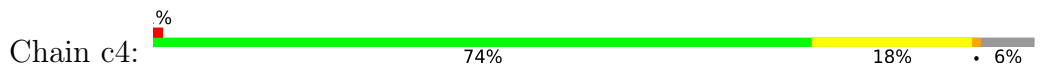
• Molecule 15: 40S ribosomal protein S13



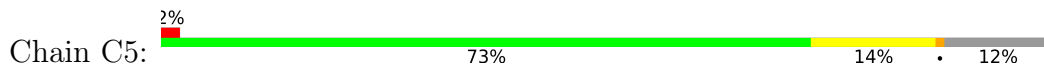
• Molecule 16: 40S ribosomal protein S14-A



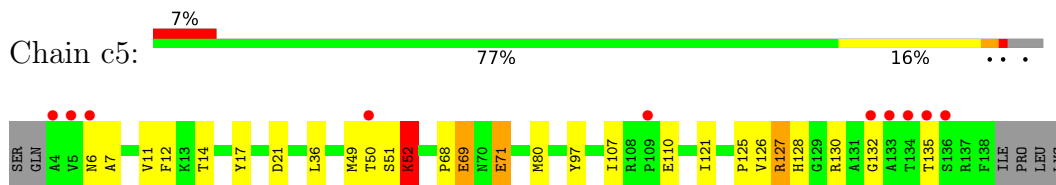
• Molecule 16: 40S ribosomal protein S14-A



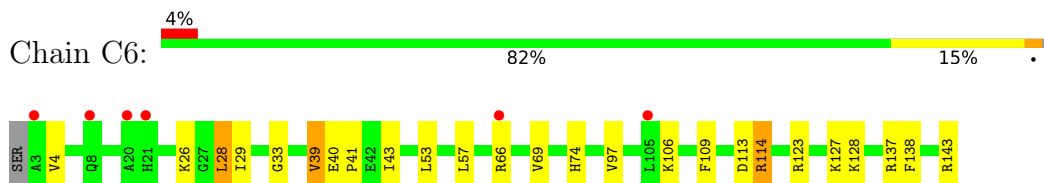
• Molecule 17: 40S ribosomal protein S15



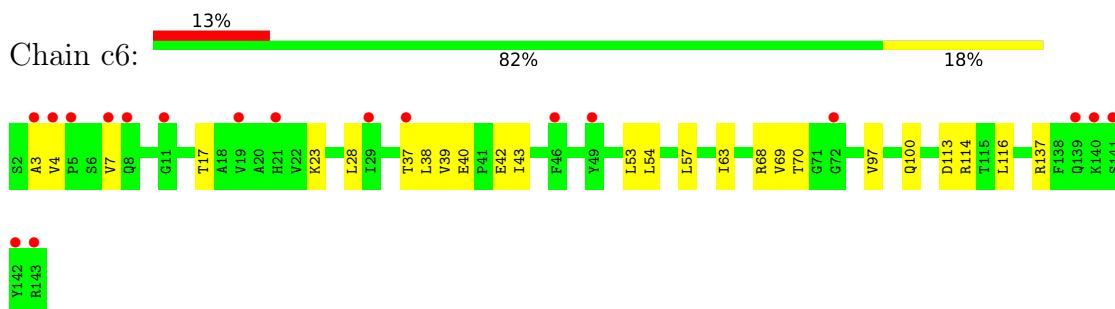
- Molecule 17: 40S ribosomal protein S15



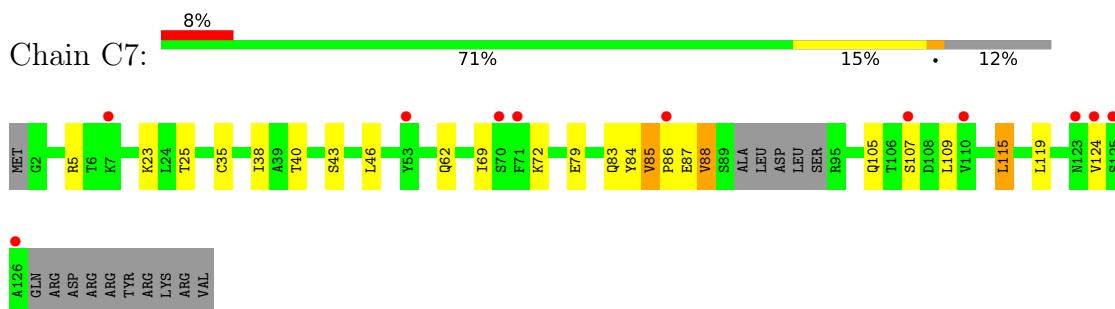
- Molecule 18: 40S ribosomal protein S16-A



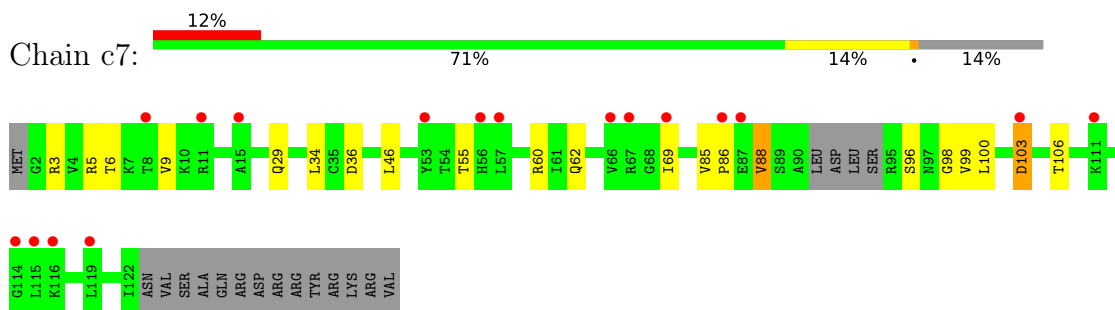
- Molecule 18: 40S ribosomal protein S16-A



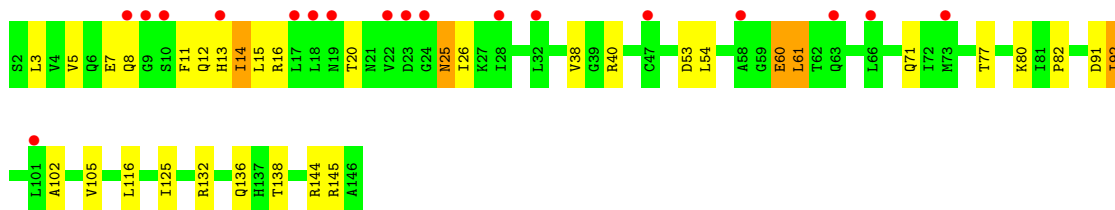
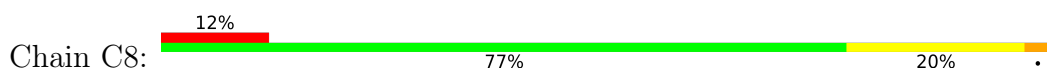
- Molecule 19: 40S ribosomal protein S17-A



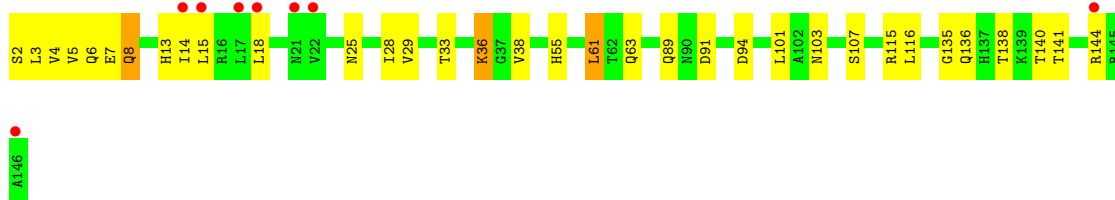
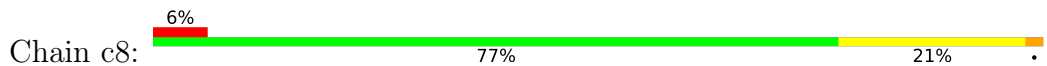
- Molecule 19: 40S ribosomal protein S17-A



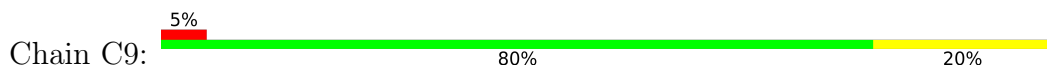
- Molecule 20: 40S ribosomal protein S18-A



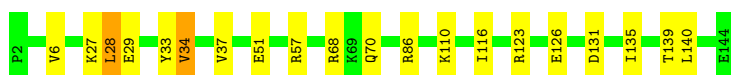
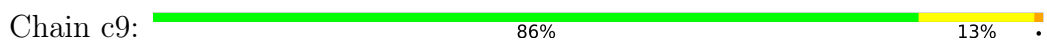
- Molecule 20: 40S ribosomal protein S18-A



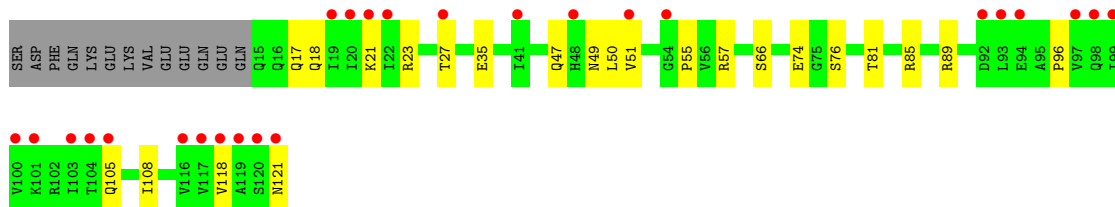
- Molecule 21: 40S ribosomal protein S19-A



- Molecule 21: 40S ribosomal protein S19-A

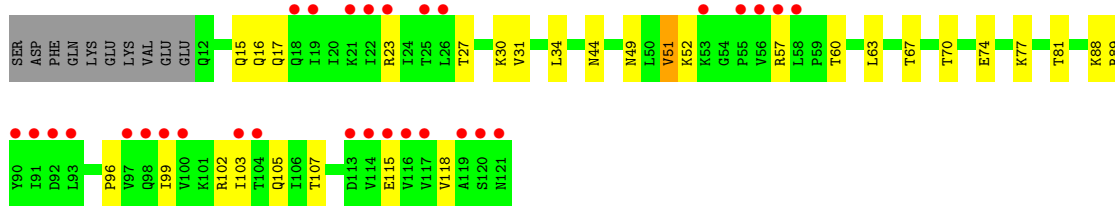


- Molecule 22: 40S ribosomal protein S20

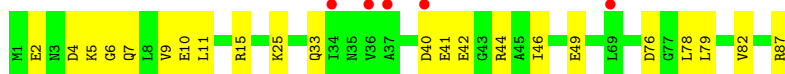
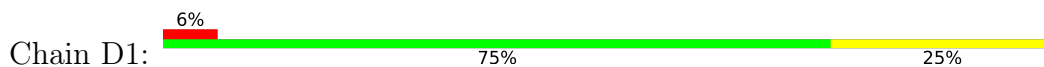


- Molecule 22: 40S ribosomal protein S20

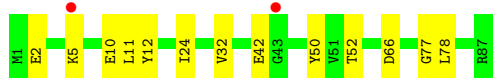
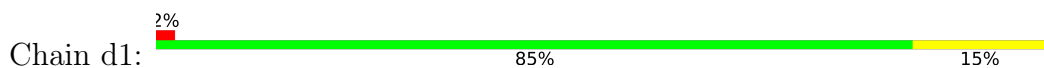




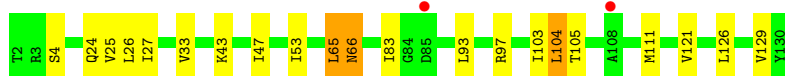
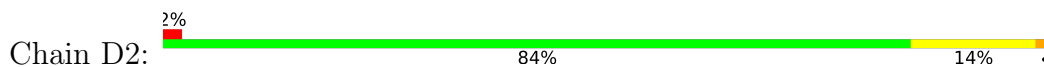
● Molecule 23: 40S ribosomal protein S21-A



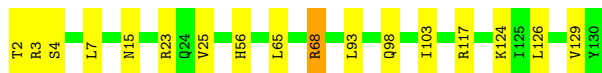
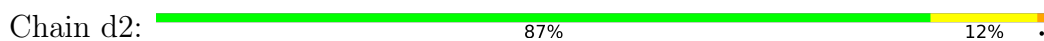
● Molecule 23: 40S ribosomal protein S21-A



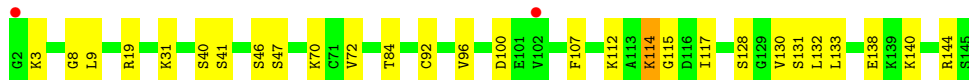
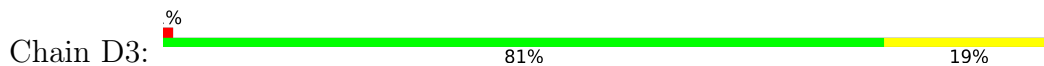
● Molecule 24: 40S ribosomal protein S22-A



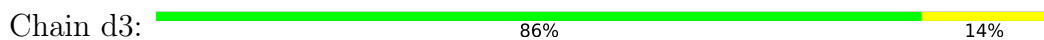
● Molecule 24: 40S ribosomal protein S22-A



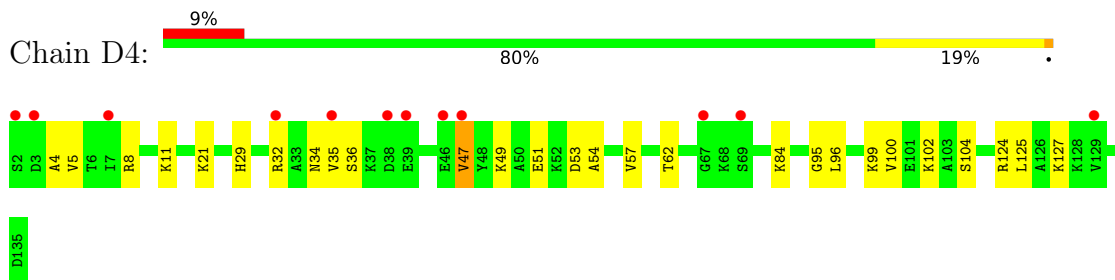
● Molecule 25: 40S ribosomal protein S23-A



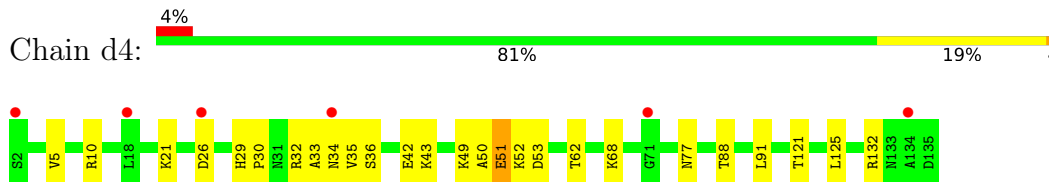
● Molecule 25: 40S ribosomal protein S23-A



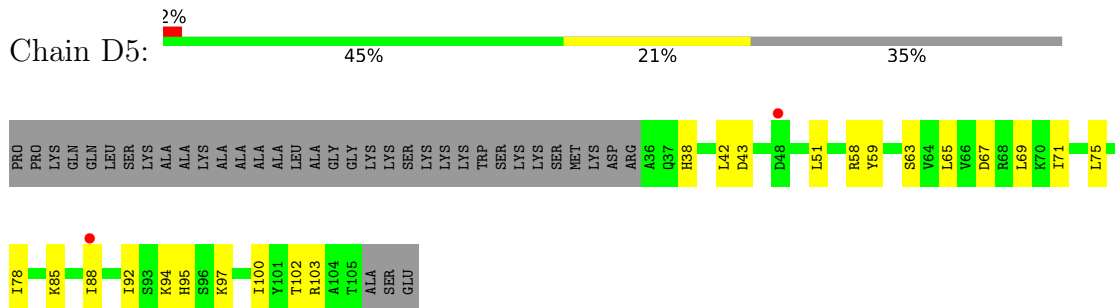
• Molecule 26: 40S ribosomal protein S24-A



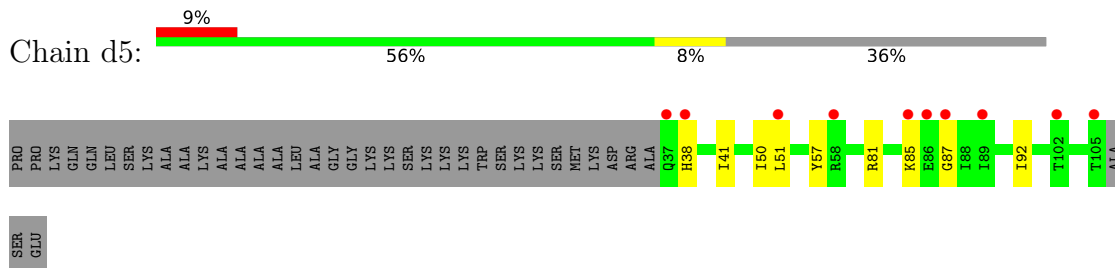
• Molecule 26: 40S ribosomal protein S24-A



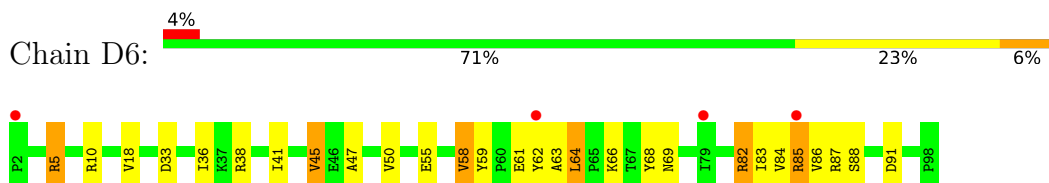
• Molecule 27: 40S ribosomal protein S25-A



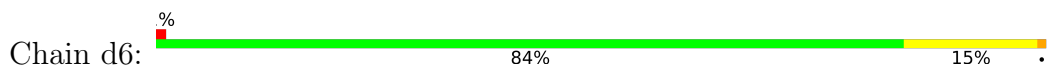
• Molecule 27: 40S ribosomal protein S25-A

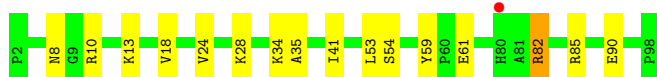


• Molecule 28: 40S ribosomal protein S26-B

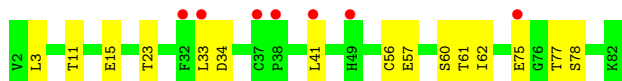
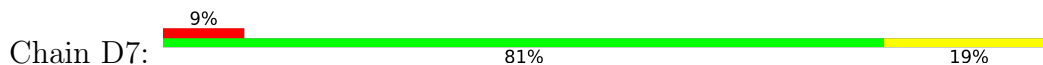


• Molecule 28: 40S ribosomal protein S26-B

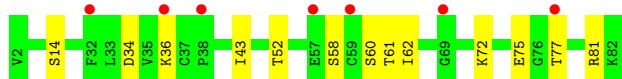
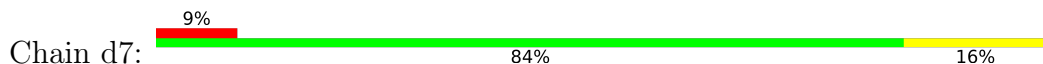




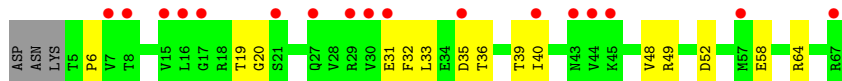
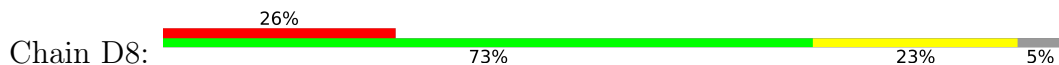
- Molecule 29: 40S ribosomal protein S27-A



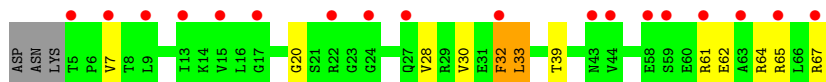
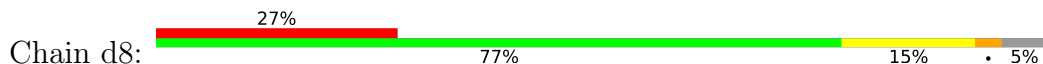
- Molecule 29: 40S ribosomal protein S27-A



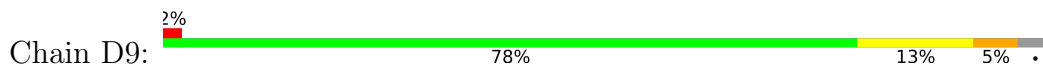
- Molecule 30: 40S ribosomal protein S28-A



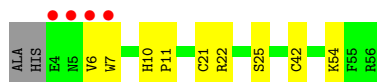
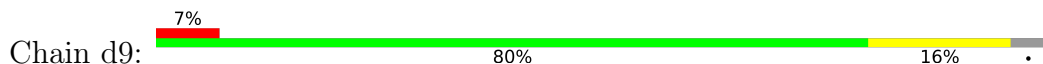
- Molecule 30: 40S ribosomal protein S28-A



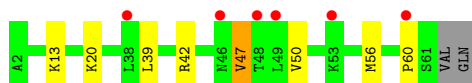
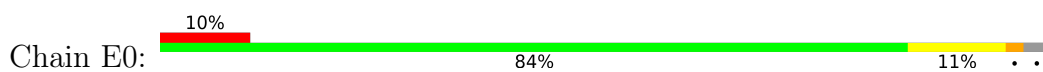
- Molecule 31: 40S ribosomal protein S29-A



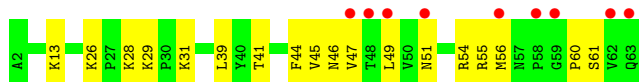
- Molecule 31: 40S ribosomal protein S29-A



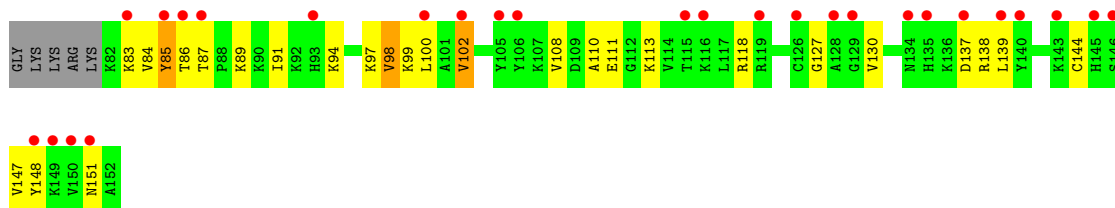
- Molecule 32: 40S ribosomal protein S30-A



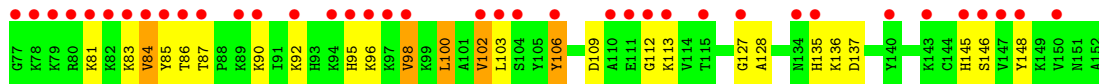
- Molecule 32: 40S ribosomal protein S30-A



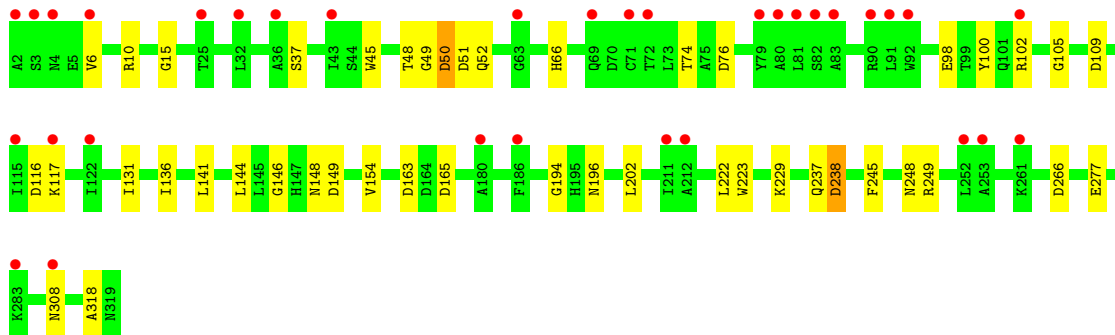
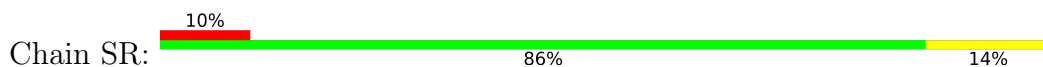
- Molecule 33: Ubiquitin-40S ribosomal protein S31



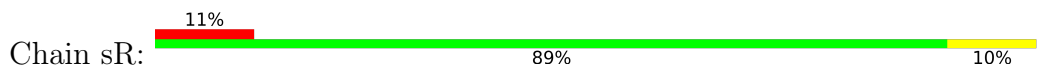
- Molecule 33: Ubiquitin-40S ribosomal protein S31

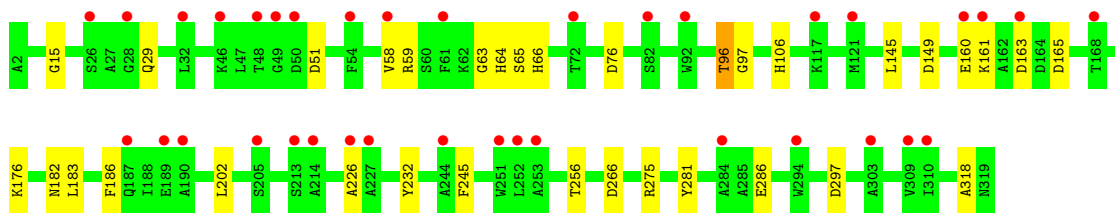


- Molecule 34: Guanine nucleotide-binding protein subunit beta-like protein

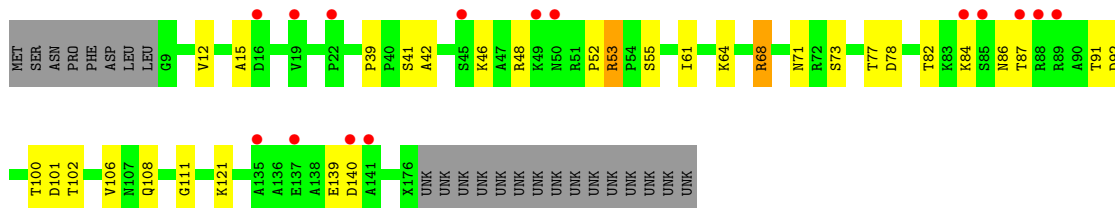
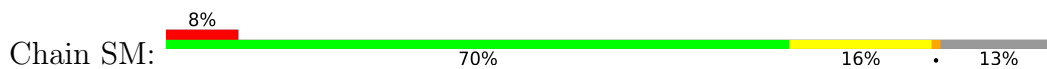


- Molecule 34: Guanine nucleotide-binding protein subunit beta-like protein

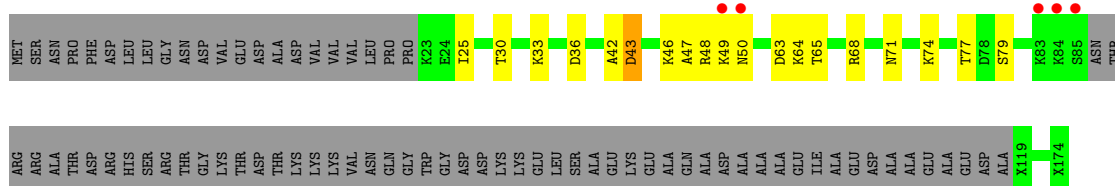




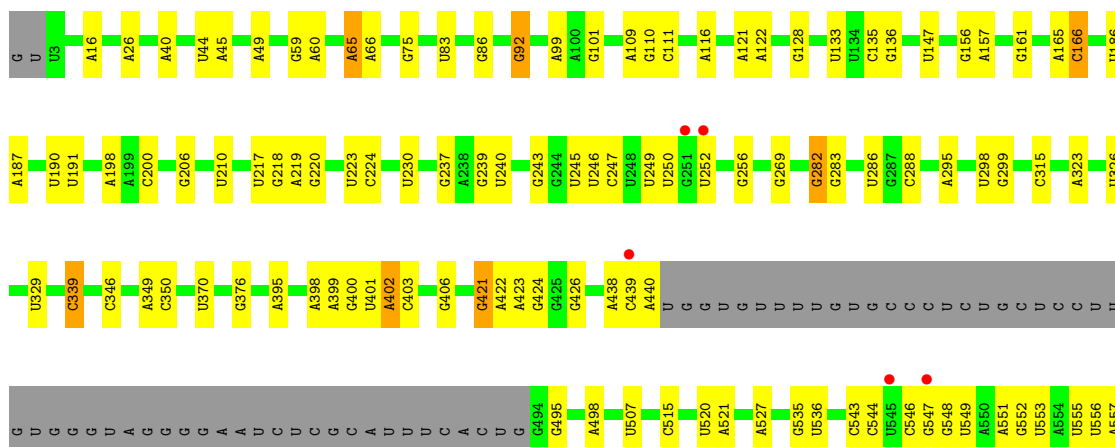
• Molecule 35: Suppressor protein STM1, Suppressor protein STM1, Suppressor protein STM1, Suppressor protein STM1, Suppressor protein STM1

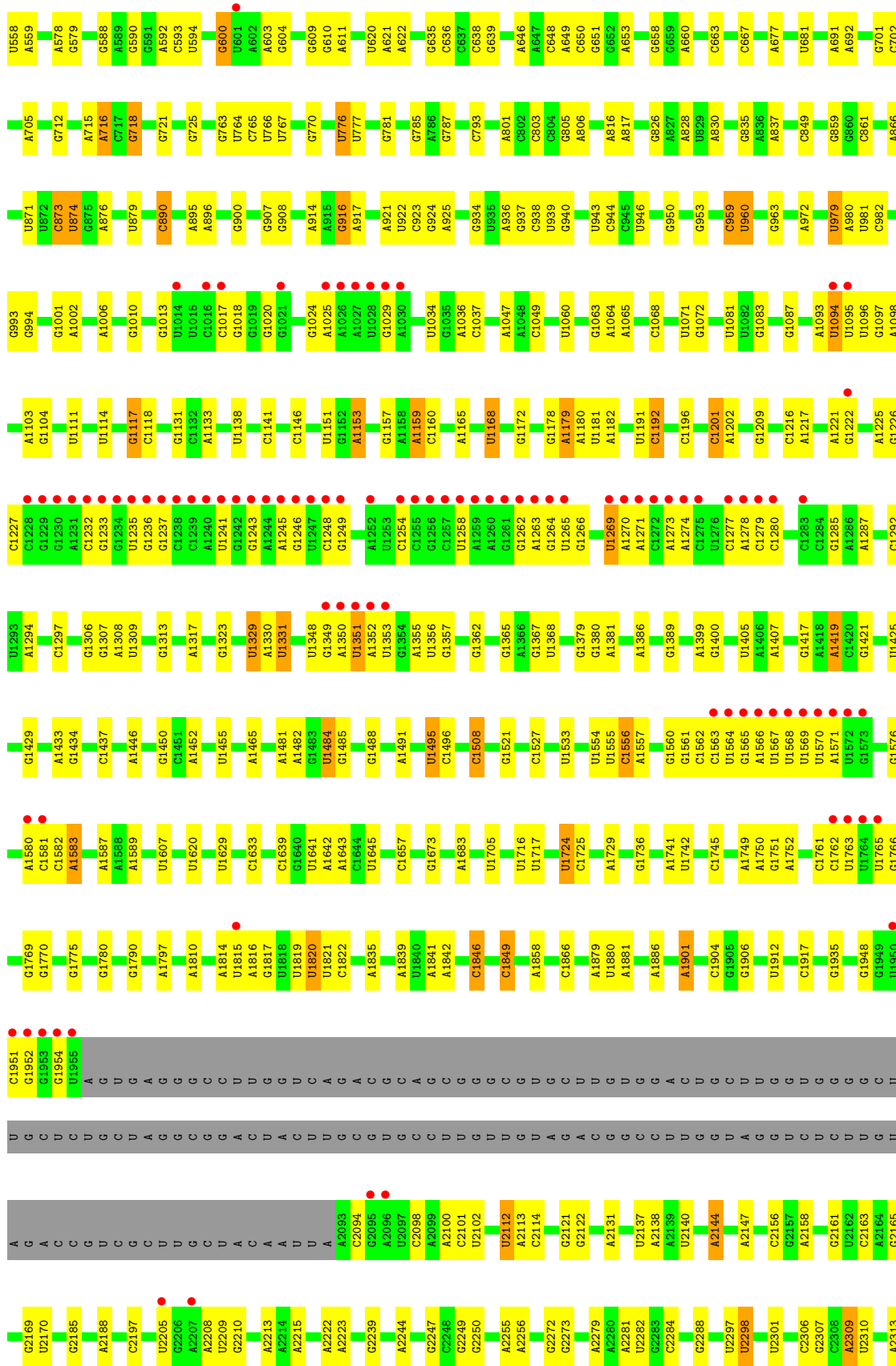



• Molecule 35: Suppressor protein STM1, Suppressor protein STM1, Suppressor protein STM1, Suppressor protein STM1, Suppressor protein STM1



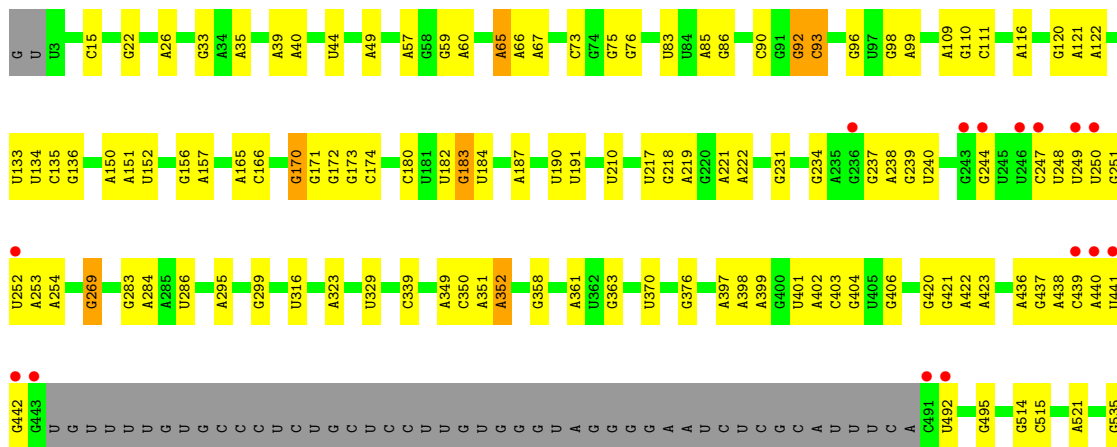
• Molecule 36: 25S ribosomal RNA

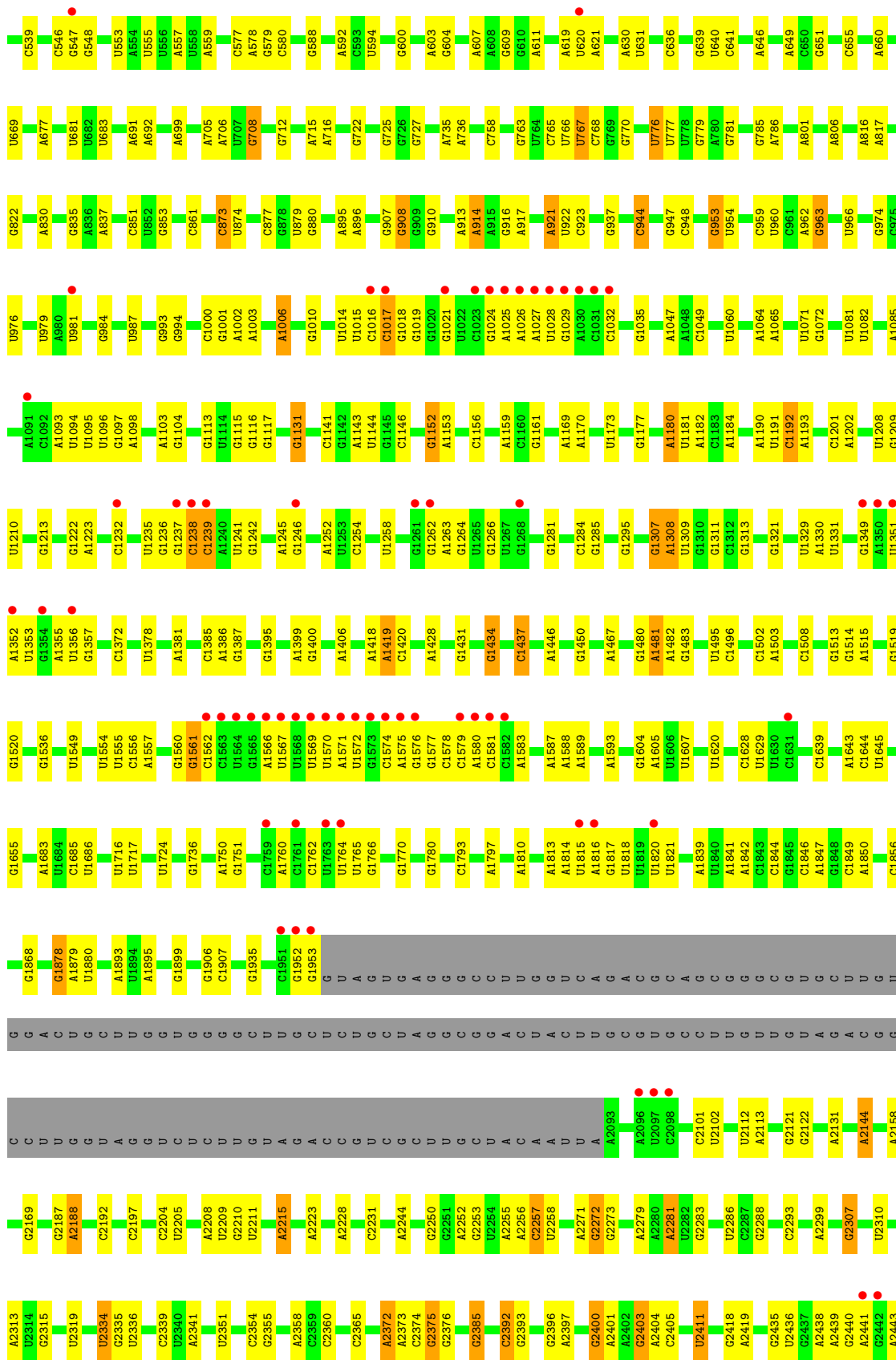


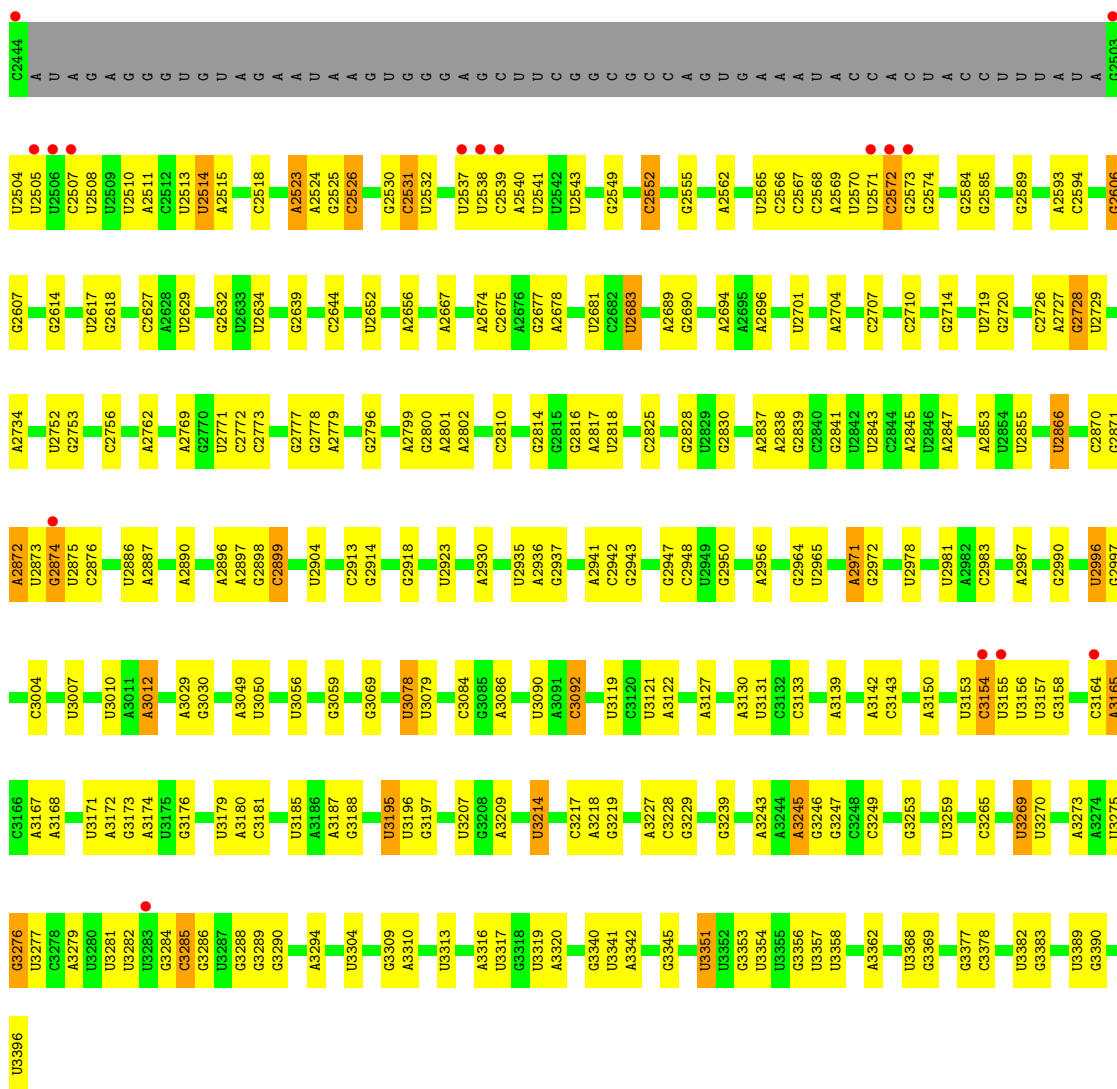




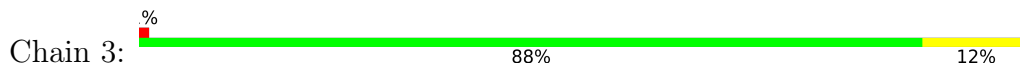
• Molecule 36: 25S ribosomal RNA



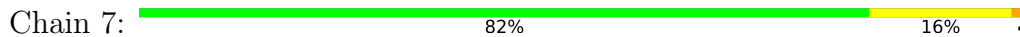




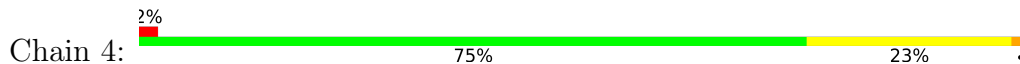
• Molecule 37: 5S ribosomal RNA

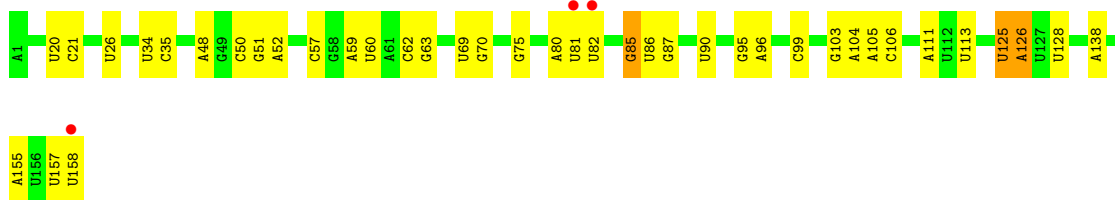


• Molecule 37: 5S ribosomal RNA

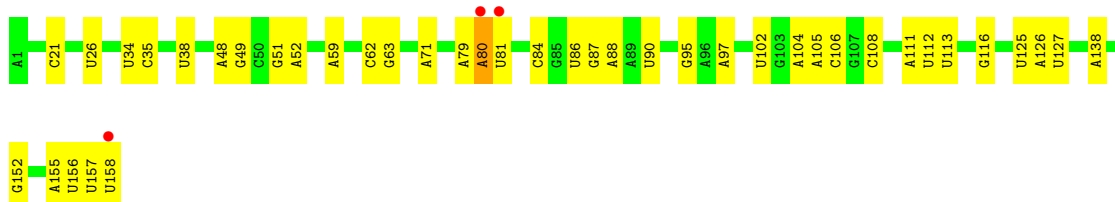
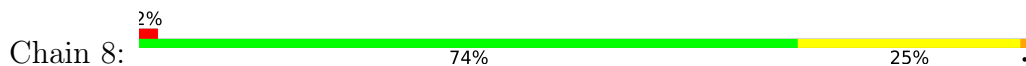


• Molecule 38: 5.8S ribosomal RNA

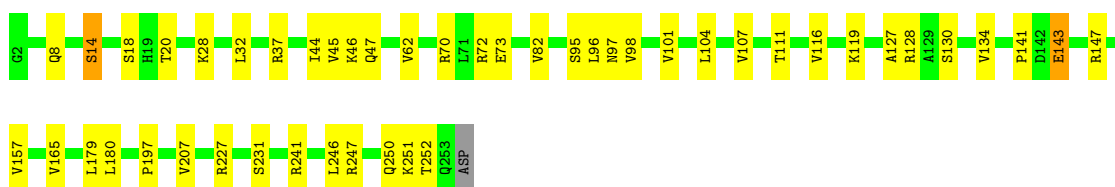
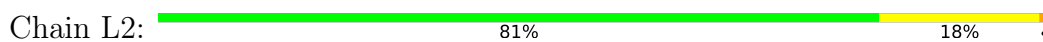




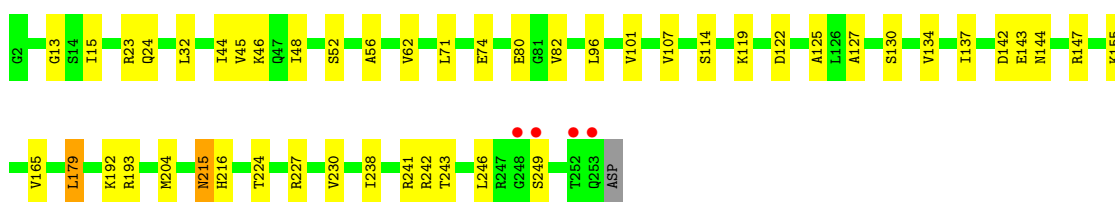
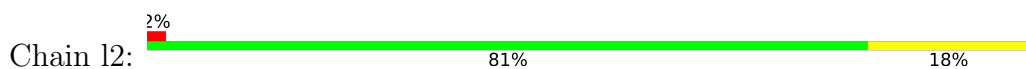
- Molecule 38: 5.8S ribosomal RNA



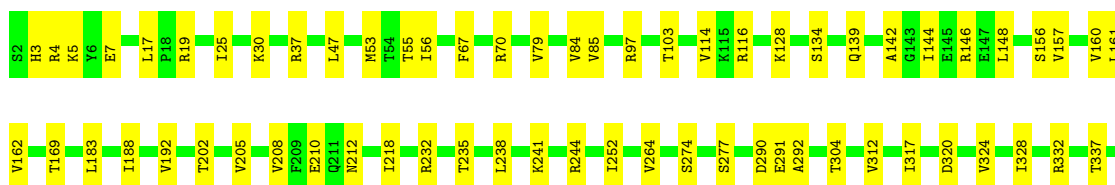
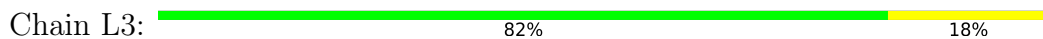
- Molecule 39: 60S ribosomal protein L2-A



- Molecule 39: 60S ribosomal protein L2-A



- Molecule 40: 60S ribosomal protein L3





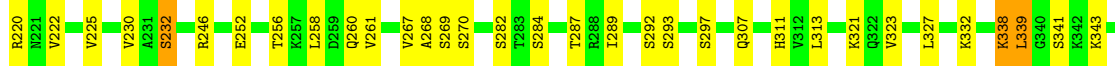
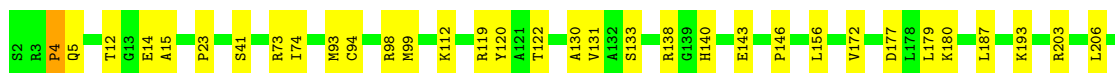
- Molecule 40: 60S ribosomal protein L3

Chain l3: .



- Molecule 41: 60S ribosomal protein L4-A

Chain L4: .



- Molecule 41: 60S ribosomal protein L4-A

Chain l4: .

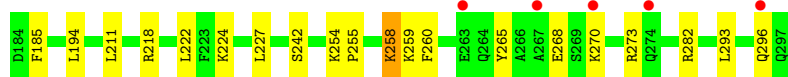
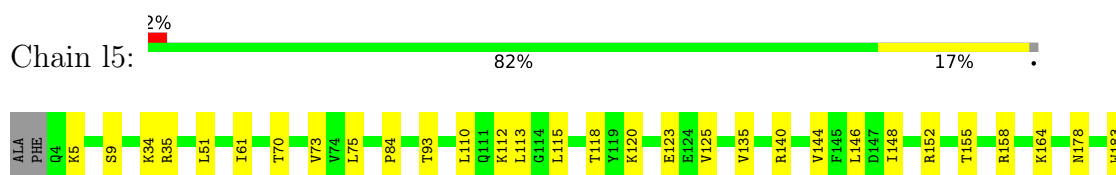


- Molecule 42: 60S ribosomal protein L5

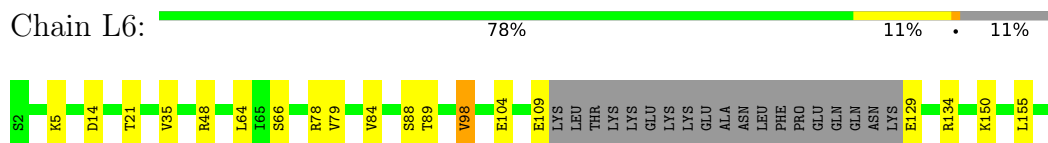
Chain L5: .



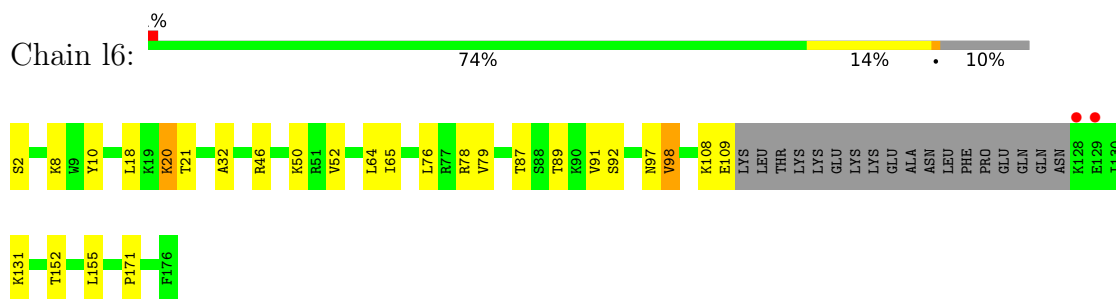
- Molecule 42: 60S ribosomal protein L5



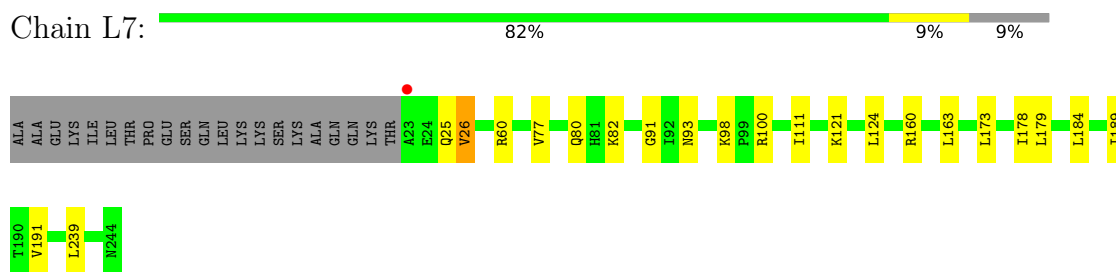
- Molecule 43: 60S ribosomal protein L6-A



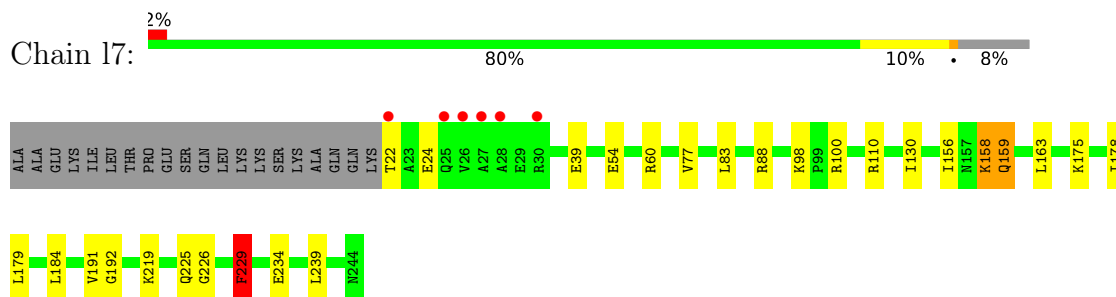
- Molecule 43: 60S ribosomal protein L6-A



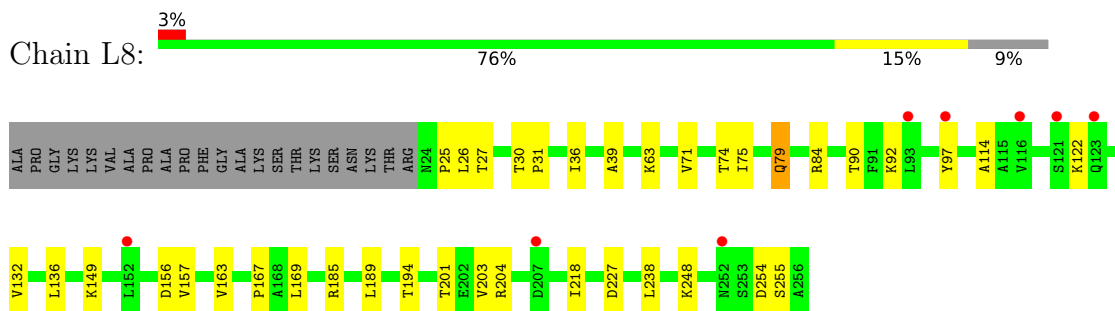
- Molecule 44: 60S ribosomal protein L7-A



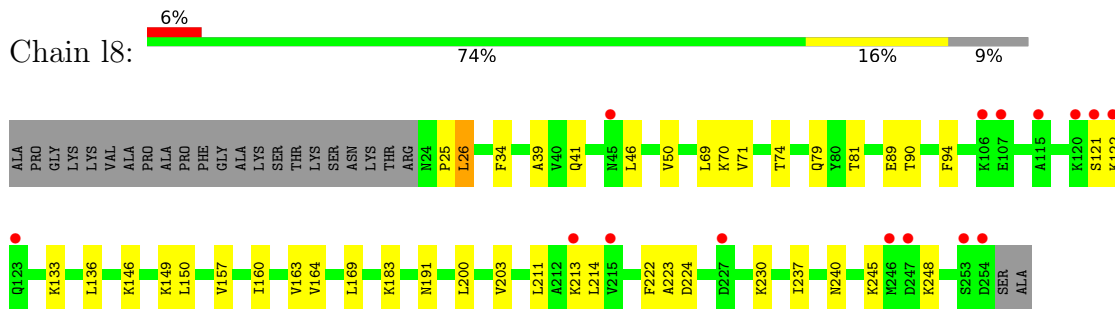
- Molecule 44: 60S ribosomal protein L7-A



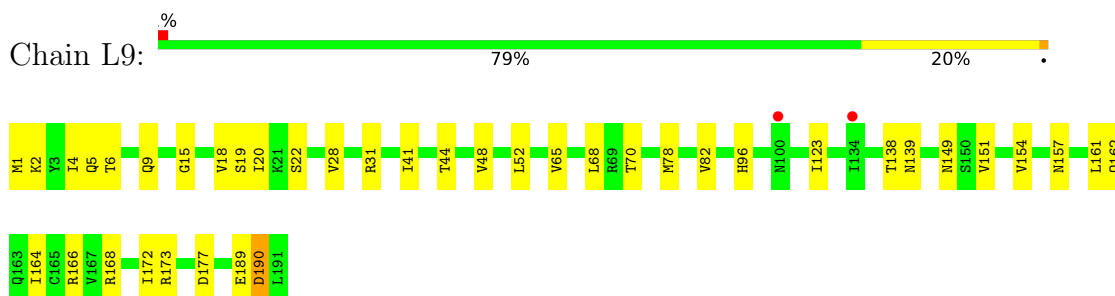
- Molecule 45: 60S ribosomal protein L8-A



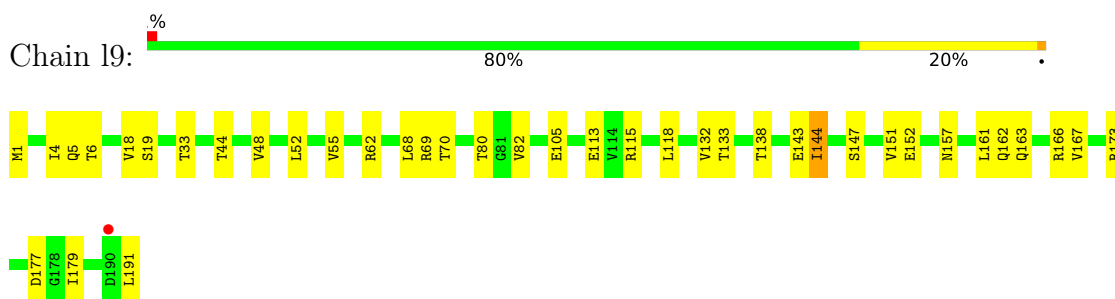
- Molecule 45: 60S ribosomal protein L8-A



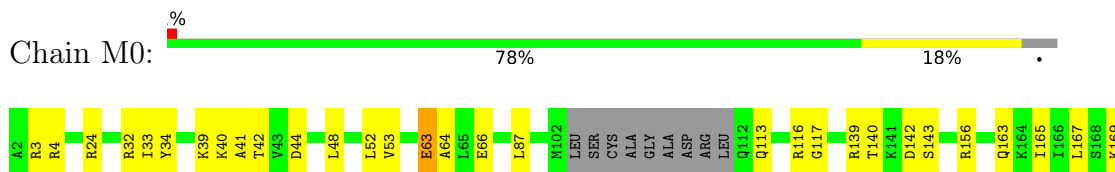
- Molecule 46: 60S ribosomal protein L9-A



- Molecule 46: 60S ribosomal protein L9-A

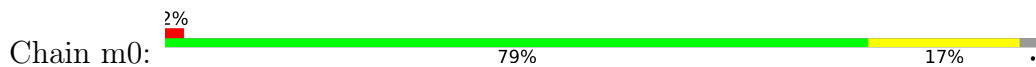


- Molecule 47: 60S ribosomal protein L10

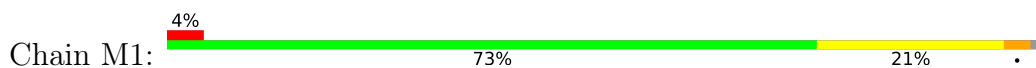




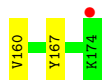
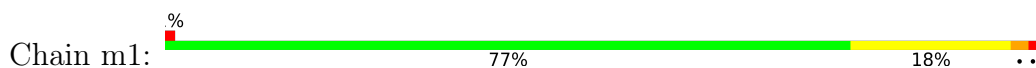
- Molecule 47: 60S ribosomal protein L10



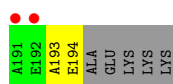
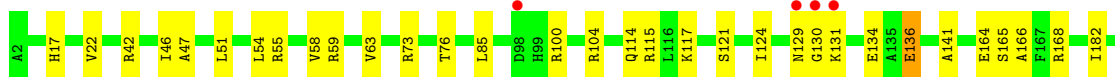
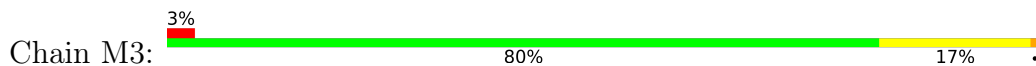
- Molecule 48: 60S ribosomal protein L11-A



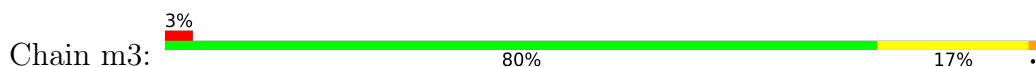
- Molecule 48: 60S ribosomal protein L11-A

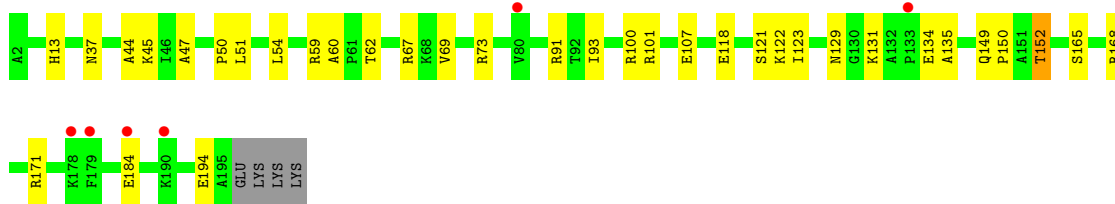


- Molecule 49: 60S ribosomal protein L13-A

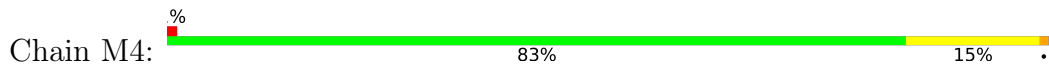


- Molecule 49: 60S ribosomal protein L13-A

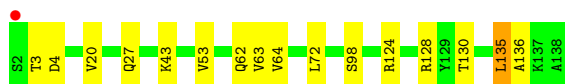
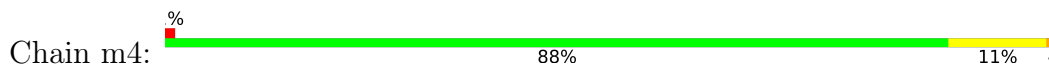




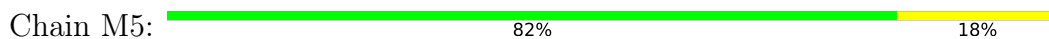
- Molecule 50: 60S ribosomal protein L14-A



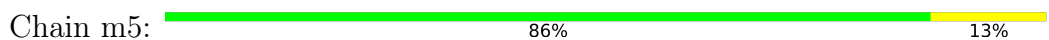
- Molecule 50: 60S ribosomal protein L14-A



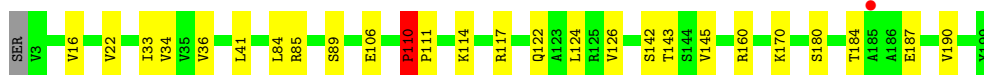
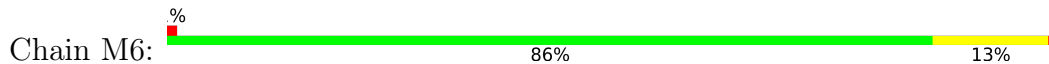
- Molecule 51: 60S ribosomal protein L15-A



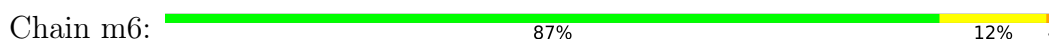
- Molecule 51: 60S ribosomal protein L15-A



- Molecule 52: 60S ribosomal protein L16-A

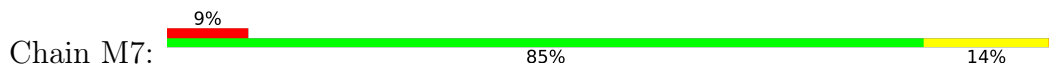


- Molecule 52: 60S ribosomal protein L16-A





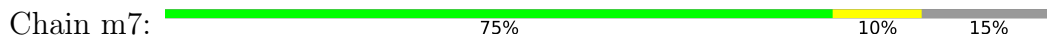
- Molecule 53: 60S ribosomal protein L17-A



•



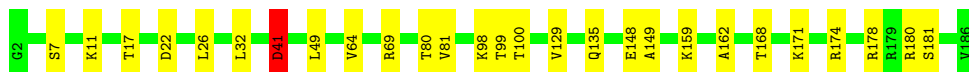
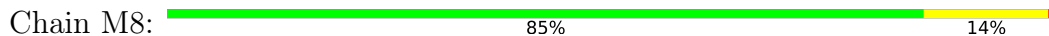
- Molecule 53: 60S ribosomal protein L17-A



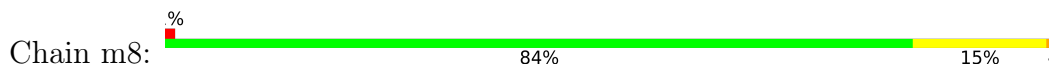
•



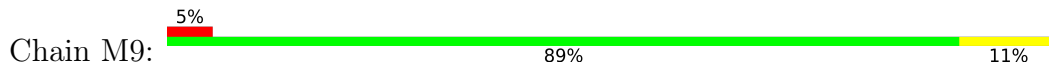
- Molecule 54: 60S ribosomal protein L18-A



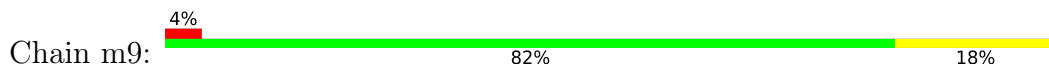
- Molecule 54: 60S ribosomal protein L18-A

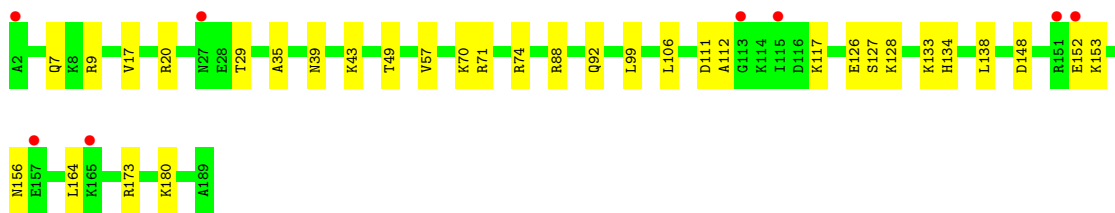


- Molecule 55: 60S ribosomal protein L19-A

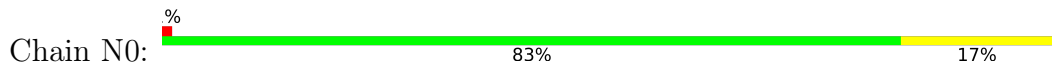


- Molecule 55: 60S ribosomal protein L19-A

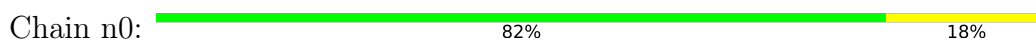




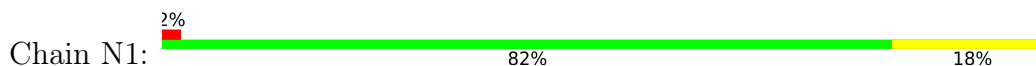
- Molecule 56: 60S ribosomal protein L20-A



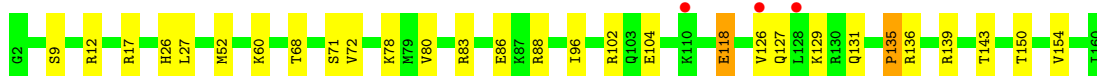
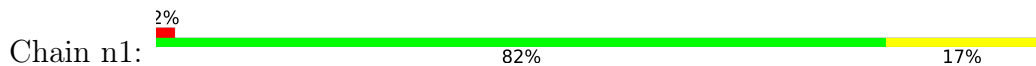
- Molecule 56: 60S ribosomal protein L20-A



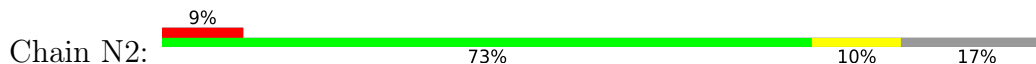
- Molecule 57: 60S ribosomal protein L21-A



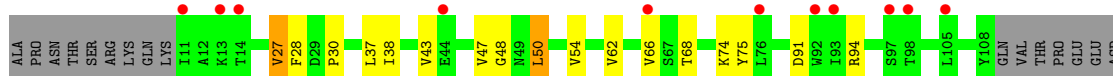
- Molecule 57: 60S ribosomal protein L21-A



- Molecule 58: 60S ribosomal protein L22-A

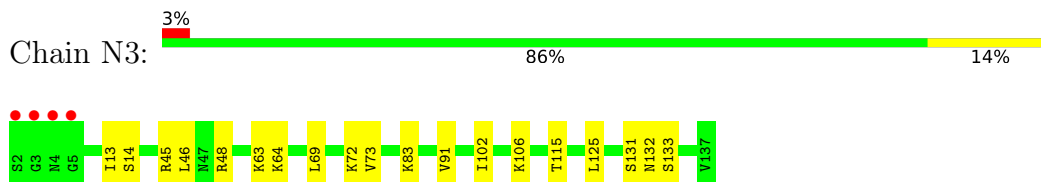


- Molecule 58: 60S ribosomal protein L22-A

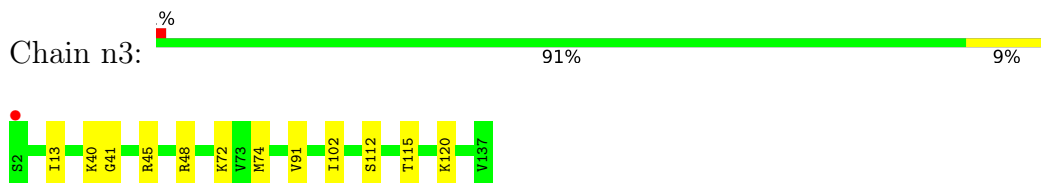


GLU
GLU
GLU
ASP
GLU
GLU

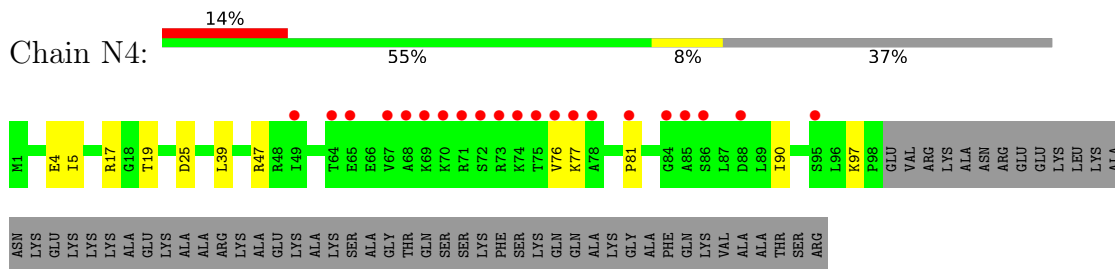
- Molecule 59: 60S ribosomal protein L23-A



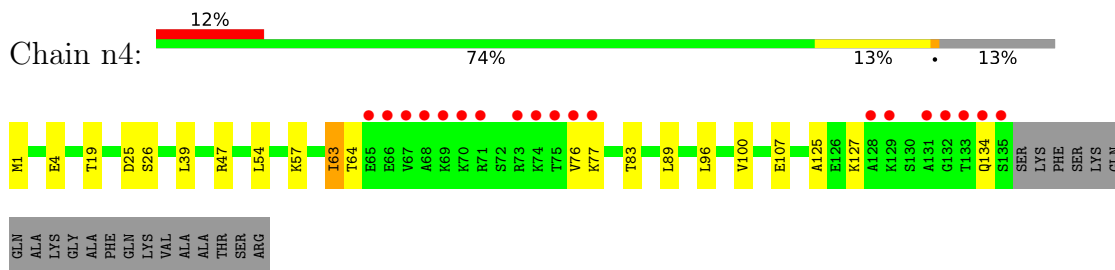
- Molecule 59: 60S ribosomal protein L23-A



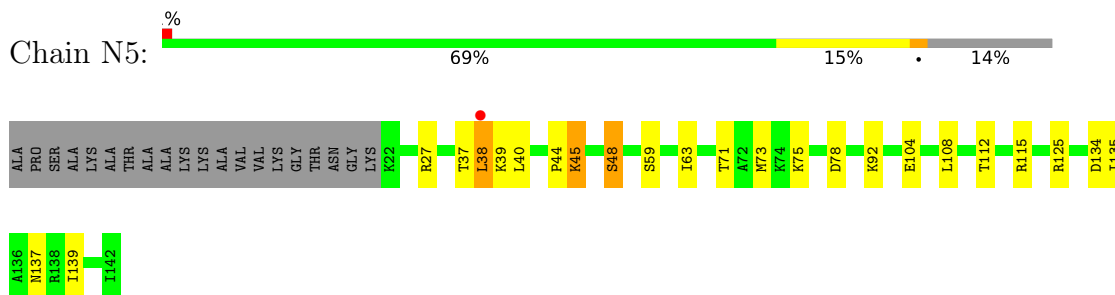
- Molecule 60: 60S ribosomal protein L24-A



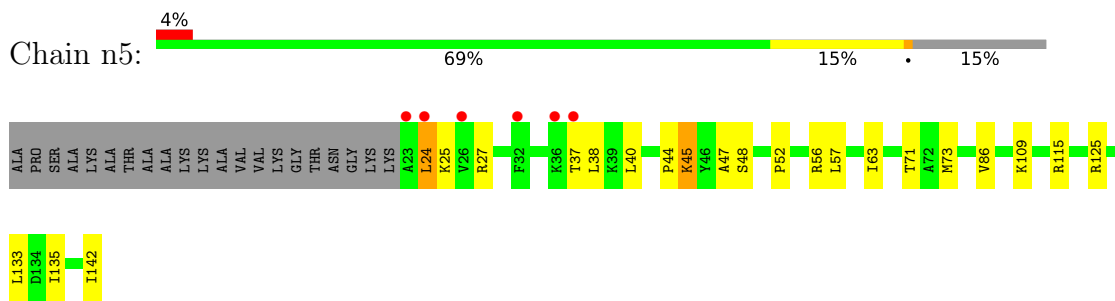
- Molecule 60: 60S ribosomal protein L24-A



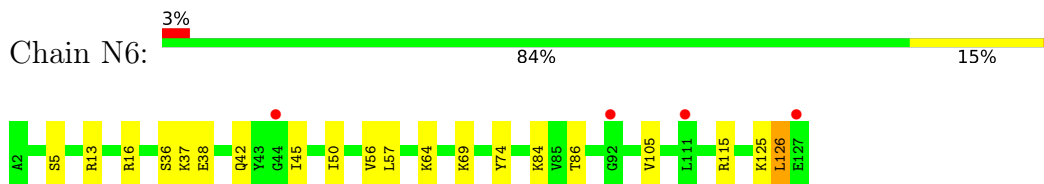
- Molecule 61: 60S ribosomal protein L25



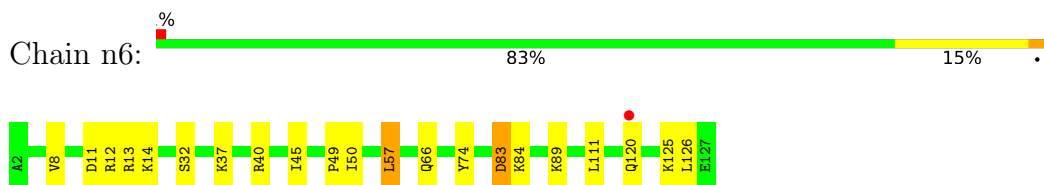
- Molecule 61: 60S ribosomal protein L25



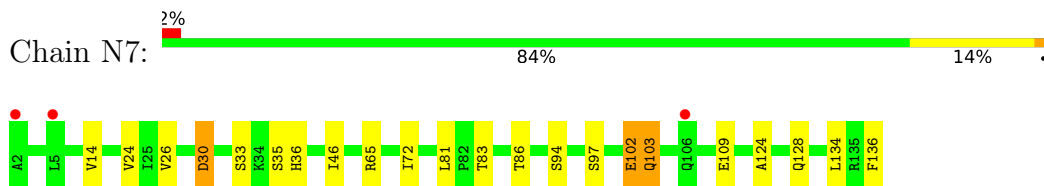
• Molecule 62: 60S ribosomal protein L26-A



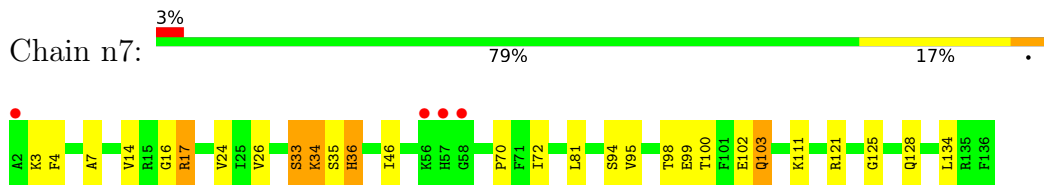
• Molecule 62: 60S ribosomal protein L26-A



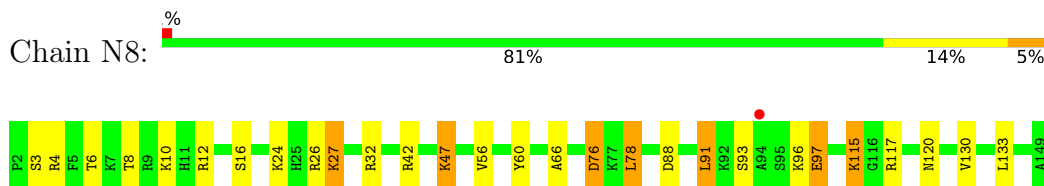
• Molecule 63: 60S ribosomal protein L27-A



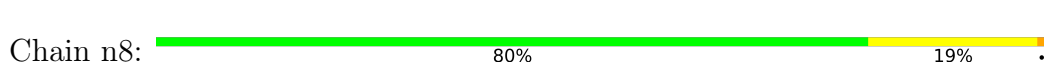
• Molecule 63: 60S ribosomal protein L27-A

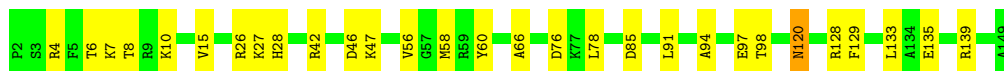


• Molecule 64: 60S ribosomal protein L28

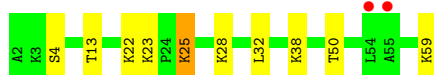
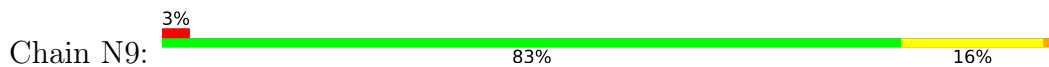


• Molecule 64: 60S ribosomal protein L28

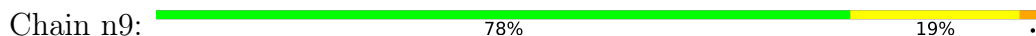




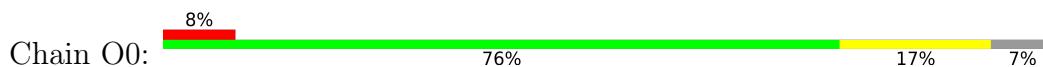
- Molecule 65: 60S ribosomal protein L29



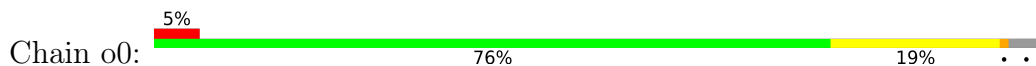
- Molecule 65: 60S ribosomal protein L29



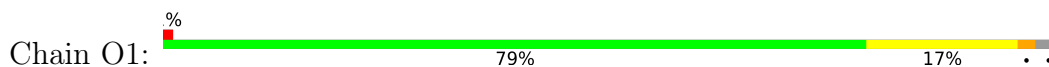
- Molecule 66: 60S ribosomal protein L30



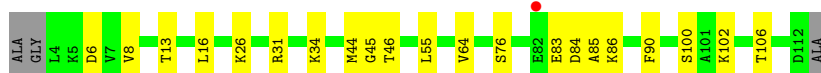
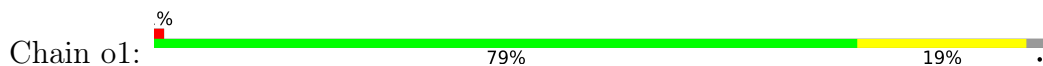
- Molecule 66: 60S ribosomal protein L30



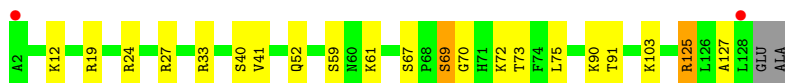
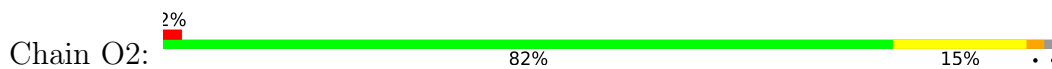
- Molecule 67: 60S ribosomal protein L31-A



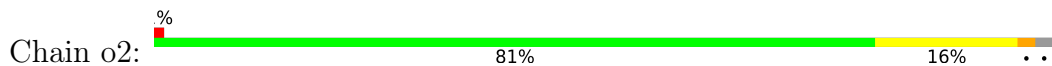
- Molecule 67: 60S ribosomal protein L31-A



- Molecule 68: 60S ribosomal protein L32



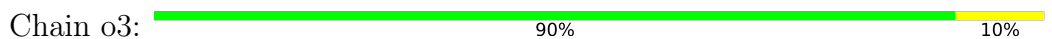
- Molecule 68: 60S ribosomal protein L32



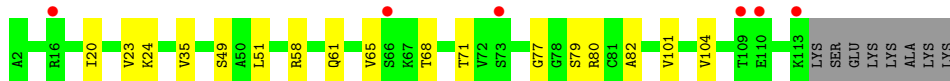
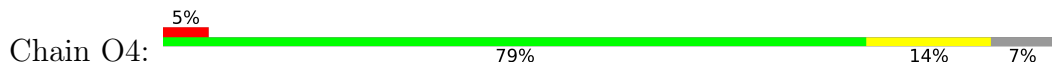
- Molecule 69: 60S ribosomal protein L33-A



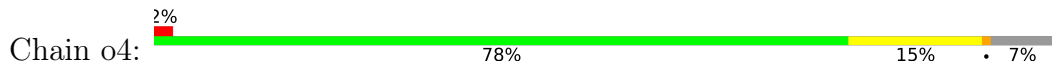
- Molecule 69: 60S ribosomal protein L33-A



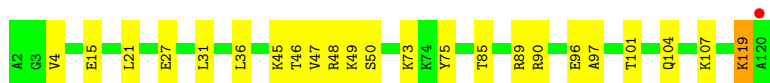
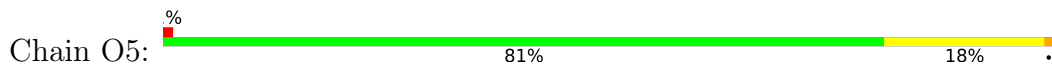
- Molecule 70: 60S ribosomal protein L34-A



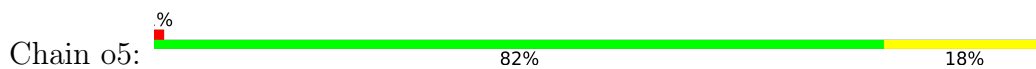
- Molecule 70: 60S ribosomal protein L34-A



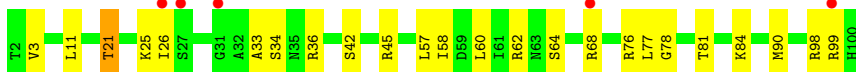
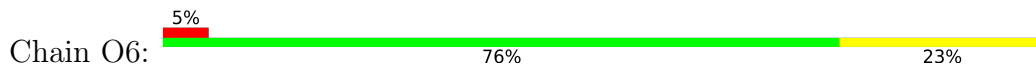
- Molecule 71: 60S ribosomal protein L35-A



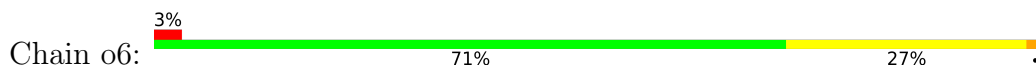
- Molecule 71: 60S ribosomal protein L35-A



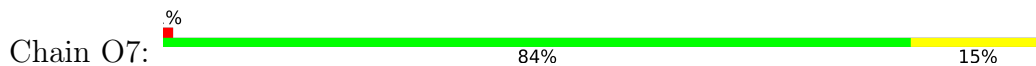
- Molecule 72: 60S ribosomal protein L36-A



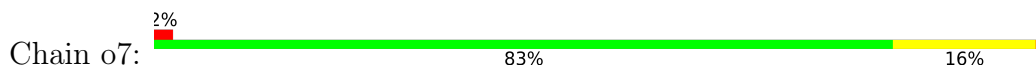
- Molecule 72: 60S ribosomal protein L36-A



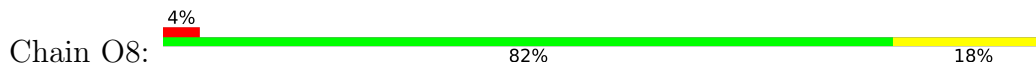
- Molecule 73: 60S ribosomal protein L37-A



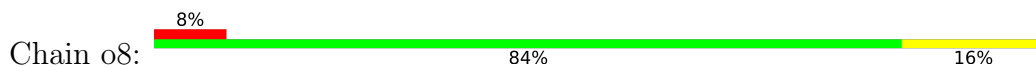
- Molecule 73: 60S ribosomal protein L37-A



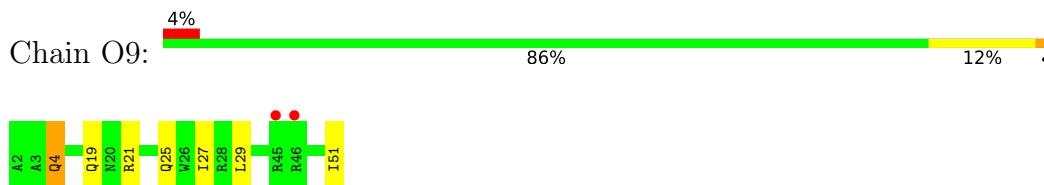
- Molecule 74: 60S ribosomal protein L38



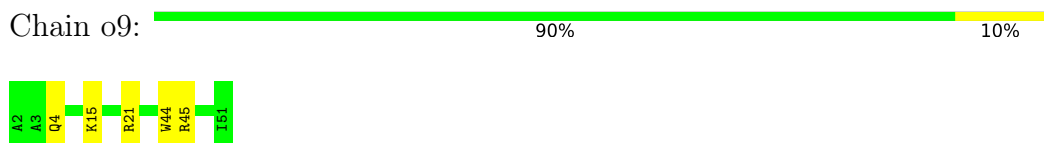
- Molecule 74: 60S ribosomal protein L38



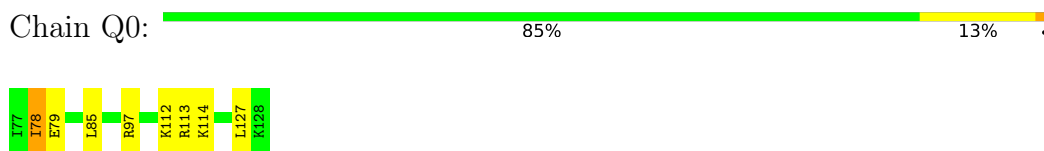
- Molecule 75: 60S ribosomal protein L39



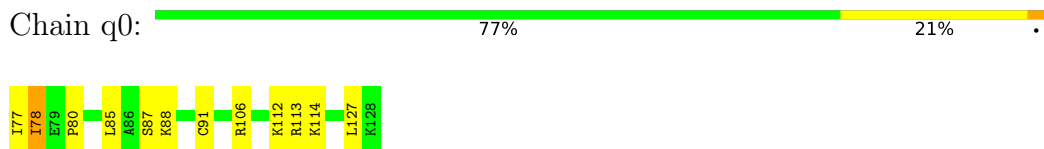
- Molecule 75: 60S ribosomal protein L39



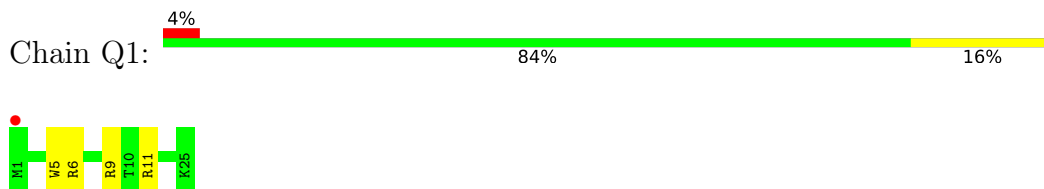
- Molecule 76: Ubiquitin-60S ribosomal protein L40



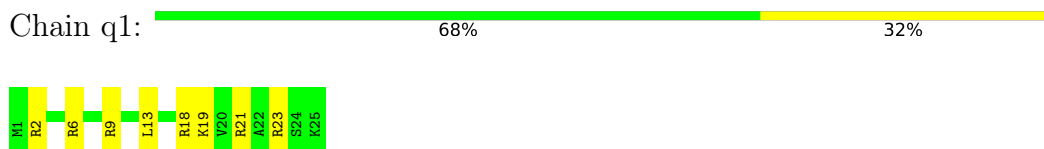
- Molecule 76: Ubiquitin-60S ribosomal protein L40



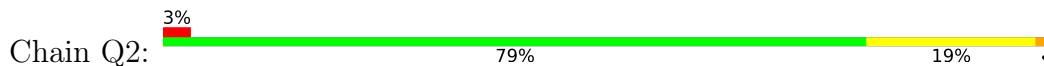
- Molecule 77: 60S ribosomal protein L41-A



- Molecule 77: 60S ribosomal protein L41-A

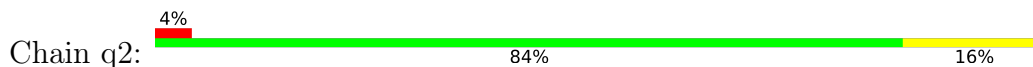


- Molecule 78: 60S ribosomal protein L42-A





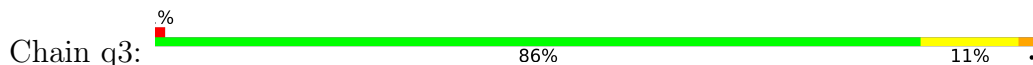
• Molecule 78: 60S ribosomal protein L42-A



• Molecule 79: 60S ribosomal protein L43-A



• Molecule 79: 60S ribosomal protein L43-A

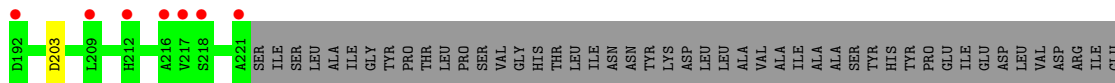

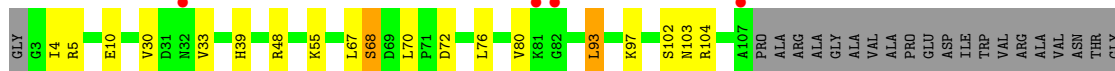
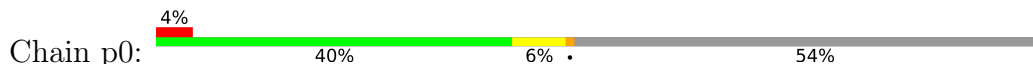


• Molecule 80: 60S ribosomal protein L12-A (uL11)



There are no outlier residues recorded for this chain.

• Molecule 81: 60S acidic ribosomal protein P0



• Molecule 82: 60S ribosomal protein P1 alpha

Chain p1:  100%

There are no outlier residues recorded for this chain.

- Molecule 83: 60S ribosomal protein P2 beta

Chain p2:  100%

There are no outlier residues recorded for this chain.

4 Data and refinement statistics

Property	Value	Source
Space group	P 1 21 1	Depositor
Cell constants a, b, c, α , β , γ	436.11Å 287.31Å 303.99Å 90.00° 98.86° 90.00°	Depositor
Resolution (Å)	49.96 – 3.10 49.96 – 3.10	Depositor EDS
% Data completeness (in resolution range)	99.9 (49.96-3.10) 89.6 (49.96-3.10)	Depositor EDS
R_{merge}	0.39	Depositor
R_{sym}	(Not available)	Depositor
$\langle I/\sigma(I) \rangle$ ¹	0.84 (at 3.12Å)	Xtrriage
Refinement program	PHENIX	Depositor
R, R_{free}	0.234 , 0.291 0.243 , 0.288	Depositor DCC
R_{free} test set	26664 reflections (2.00%)	wwPDB-VP
Wilson B-factor (Å ²)	63.6	Xtrriage
Anisotropy	0.067	Xtrriage
Bulk solvent k_{sol} (e/Å ³), B_{sol} (Å ²)	0.27 , 51.8	EDS
L-test for twinning ²	$\langle L \rangle = 0.47$, $\langle L^2 \rangle = 0.30$	Xtrriage
Estimated twinning fraction	No twinning to report.	Xtrriage
F_o, F_c correlation	0.88	EDS
Total number of atoms	410912	wwPDB-VP
Average B, all atoms (Å ²)	70.0	wwPDB-VP

Xtrriage's analysis on translational NCS is as follows: *The largest off-origin peak in the Patterson function is 1.43% of the height of the origin peak. No significant pseudotranslation is detected.*

¹Intensities estimated from amplitudes.

²Theoretical values of $\langle |L| \rangle$, $\langle L^2 \rangle$ for acentric reflections are 0.5, 0.333 respectively for untwinned datasets, and 0.375, 0.2 for perfectly twinned datasets.

5 Model quality i

5.1 Standard geometry i

Bond lengths and bond angles in the following residue types are not validated in this section: ZN, ANM, MG, OHX

The Z score for a bond length (or angle) is the number of standard deviations the observed value is removed from the expected value. A bond length (or angle) with $|Z| > 5$ is considered an outlier worth inspection. RMSZ is the root-mean-square of all Z scores of the bond lengths (or angles).

Mol	Chain	Bond lengths		Bond angles	
		RMSZ	# Z >5	RMSZ	# Z >5
1	2	0.50	0/42468	1.01	74/66173 (0.1%)
1	6	0.60	0/42790	1.06	102/66673 (0.2%)
2	S0	0.35	0/1617	0.56	0/2215
2	s0	0.34	0/1653	0.55	0/2261
3	S1	0.32	0/1735	0.59	0/2335
3	s1	0.36	0/1748	0.58	0/2352
4	S2	0.37	0/1665	0.57	0/2263
4	s2	0.42	0/1665	0.62	0/2263
5	S3	0.37	0/1759	0.55	0/2368
5	s3	0.33	0/1759	0.52	0/2368
6	S4	0.36	0/2109	0.59	0/2839
6	s4	0.39	0/2109	0.61	0/2839
7	S5	0.33	0/1629	0.55	0/2202
7	s5	0.33	0/1629	0.55	0/2202
8	S6	0.38	0/1823	0.55	0/2439
8	s6	0.39	0/1779	0.56	0/2379
9	S7	0.34	0/1506	0.57	0/2028
9	s7	0.34	0/1517	0.58	0/2044
10	S8	0.38	0/1514	0.59	1/2021 (0.0%)
10	s8	0.43	0/1514	0.58	0/2021
11	S9	0.36	0/1519	0.56	0/2035
11	s9	0.39	0/1519	0.57	0/2035
12	C0	0.34	0/730	0.52	0/985
12	c0	0.29	0/718	0.53	1/968 (0.1%)
13	C1	0.43	0/1195	0.57	0/1612
13	c1	0.44	0/1195	0.60	0/1612
14	C2	0.34	0/898	0.55	0/1220
14	c2	0.25	0/898	0.50	0/1220
15	C3	0.36	0/1215	0.57	1/1638 (0.1%)
15	c3	0.38	0/1215	0.58	0/1638
16	C4	0.30	0/901	0.56	0/1217
16	c4	0.39	0/960	0.62	0/1290

Mol	Chain	Bond lengths		Bond angles	
		RMSZ	# Z >5	RMSZ	# Z >5
17	C5	0.34	0/998	0.57	0/1341
17	c5	0.38	0/1060	0.59	0/1426
18	C6	0.36	0/1125	0.62	3/1510 (0.2%)
18	c6	0.35	0/1131	0.57	0/1518
19	C7	0.37	0/935	0.60	0/1254
19	c7	0.31	0/953	0.53	0/1275
20	C8	0.36	0/1211	0.55	0/1628
20	c8	0.36	0/1211	0.58	0/1628
21	C9	0.33	0/1130	0.52	0/1517
21	c9	0.35	0/1130	0.55	0/1517
22	D0	0.36	0/865	0.57	0/1169
22	d0	0.36	0/892	0.58	0/1205
23	D1	0.36	0/693	0.54	0/935
23	d1	0.35	0/693	0.50	0/935
24	D2	0.37	0/1038	0.63	3/1395 (0.2%)
24	d2	0.44	0/1038	0.62	1/1395 (0.1%)
25	D3	0.44	0/1139	0.64	0/1518
25	d3	0.49	0/1139	0.66	1/1518 (0.1%)
26	D4	0.37	0/1087	0.55	0/1449
26	d4	0.40	0/1087	0.61	0/1449
27	D5	0.33	0/571	0.60	0/768
27	d5	0.33	0/566	0.54	0/761
28	D6	0.36	0/782	0.57	0/1047
28	d6	0.47	0/782	0.58	0/1047
29	D7	0.35	0/620	0.58	0/838
29	d7	0.36	0/620	0.56	0/838
30	D8	0.32	0/499	0.53	0/670
30	d8	0.34	0/499	0.54	0/670
31	D9	0.36	0/452	0.58	1/600 (0.2%)
31	d9	0.36	0/453	0.53	0/602
32	E0	0.37	0/483	0.54	0/643
32	e0	0.39	0/499	0.62	0/665
33	E1	0.35	0/577	0.61	0/770
33	e1	0.34	0/619	0.65	0/822
34	SR	0.31	0/2490	0.52	0/3389
34	sR	0.29	0/2498	0.49	0/3398
35	SM	0.38	0/984	0.56	0/1323
35	sM	0.40	0/480	0.60	0/642
36	1	0.78	3/75394 (0.0%)	1.21	317/117545 (0.3%)
36	5	0.82	7/75418 (0.0%)	1.21	316/117583 (0.3%)
37	3	0.65	0/2883	1.03	1/4491 (0.0%)
37	7	0.79	0/2883	1.20	8/4491 (0.2%)
38	4	0.73	0/3746	1.15	8/5832 (0.1%)

Mol	Chain	Bond lengths		Bond angles	
		RMSZ	# Z >5	RMSZ	# Z >5
38	8	0.68	0/3746	1.12	4/5832 (0.1%)
39	L2	0.50	0/1948	0.66	0/2617
39	l2	0.48	0/1952	0.69	2/2622 (0.1%)
40	L3	0.52	0/3136	0.64	0/4213
40	l3	0.59	1/3142 (0.0%)	0.68	1/4224 (0.0%)
41	L4	0.55	1/2800 (0.0%)	0.72	1/3790 (0.0%)
41	l4	0.53	0/2801	0.69	2/3792 (0.1%)
42	L5	0.43	0/2425	0.61	0/3271
42	l5	0.53	0/2408	0.65	0/3248
43	L6	0.53	0/1260	0.64	0/1694
43	l6	0.49	0/1269	0.62	0/1705
44	L7	0.53	0/1821	0.66	0/2451
44	l7	0.58	0/1828	0.70	1/2461 (0.0%)
45	L8	0.42	0/1836	0.60	0/2481
45	l8	0.40	0/1795	0.56	0/2429
46	L9	0.47	0/1539	0.59	0/2073
46	l9	0.54	0/1539	0.64	0/2073
47	M0	0.54	0/1741	0.66	0/2335
47	m0	0.55	0/1769	0.68	0/2372
48	M1	0.39	0/1374	0.59	0/1842
48	m1	0.47	0/1374	0.68	2/1842 (0.1%)
49	M3	0.51	0/1568	0.67	1/2106 (0.0%)
49	m3	0.47	0/1573	0.66	0/2113
50	M4	0.51	0/1068	0.64	0/1438
50	m4	0.53	0/1074	0.66	0/1446
51	M5	0.50	0/1757	0.64	0/2354
51	m5	0.47	0/1757	0.63	0/2354
52	M6	0.55	0/1585	0.69	1/2128 (0.0%)
52	m6	0.68	1/1585 (0.1%)	0.74	2/2128 (0.1%)
53	M7	0.53	0/1443	0.67	0/1944
53	m7	0.59	0/1250	0.69	0/1683
54	M8	0.51	0/1465	0.68	1/1965 (0.1%)
54	m8	0.53	0/1465	0.72	1/1965 (0.1%)
55	M9	0.38	0/1538	0.56	0/2050
55	m9	0.43	0/1538	0.57	0/2050
56	N0	0.55	0/1481	0.65	0/1990
56	n0	0.58	0/1481	0.70	0/1990
57	N1	0.56	0/1300	0.67	0/1743
57	n1	0.60	0/1300	0.62	0/1743
58	N2	0.36	0/812	0.54	0/1099
58	n2	0.39	0/794	0.60	0/1076
59	N3	0.53	0/1018	0.64	0/1369
59	n3	0.60	0/1018	0.74	0/1369

Mol	Chain	Bond lengths		Bond angles	
		RMSZ	# Z >5	RMSZ	# Z >5
60	N4	0.42	0/712	0.57	0/958
60	n4	0.47	0/1103	0.60	0/1458
61	N5	0.44	0/979	0.64	1/1321 (0.1%)
61	n5	0.46	0/974	0.64	0/1314
62	N6	0.51	0/1004	0.69	0/1341
62	n6	0.45	0/1004	0.65	1/1341 (0.1%)
63	N7	0.40	0/1118	0.58	0/1497
63	n7	0.36	0/1118	0.53	0/1497
64	N8	0.54	0/1204	0.71	0/1612
64	n8	0.55	0/1204	0.71	0/1612
65	N9	0.48	0/473	0.68	1/629 (0.2%)
65	n9	0.54	0/473	0.82	1/629 (0.2%)
66	O0	0.38	0/751	0.51	0/1008
66	o0	0.40	0/775	0.58	1/1040 (0.1%)
67	O1	0.43	0/890	0.58	0/1196
67	o1	0.52	0/904	0.63	0/1213
68	O2	0.53	0/1041	0.67	0/1394
68	o2	0.57	0/1041	0.66	0/1394
69	O3	0.59	0/868	0.63	0/1168
69	o3	0.60	0/868	0.69	0/1168
70	O4	0.43	0/890	0.61	1/1189 (0.1%)
70	o4	0.43	0/891	0.63	0/1191
71	O5	0.49	0/978	0.64	0/1301
71	o5	0.42	0/978	0.54	0/1301
72	O6	0.46	0/778	0.62	0/1034
72	o6	0.43	0/778	0.58	0/1034
73	O7	0.57	0/696	0.70	1/923 (0.1%)
73	o7	0.49	0/696	0.66	0/923
74	O8	0.39	0/618	0.57	0/826
74	o8	0.34	0/618	0.50	0/826
75	O9	0.55	0/443	0.72	0/588
75	o9	0.47	0/443	0.66	0/588
76	Q0	0.52	0/423	0.69	0/562
76	q0	0.64	0/423	0.74	0/562
77	Q1	0.43	0/234	0.60	0/300
77	q1	0.49	0/234	0.71	0/300
78	Q2	0.65	1/860 (0.1%)	0.72	0/1136
78	q2	0.58	1/860 (0.1%)	0.69	1/1136 (0.1%)
79	Q3	0.52	0/701	0.66	0/934
79	q3	0.52	0/701	0.66	0/934
81	p0	0.34	0/1092	0.52	0/1474
All	All	0.62	15/430516 (0.0%)	0.98	865/632094 (0.1%)

Chiral center outliers are detected by calculating the chiral volume of a chiral center and verifying if the center is modelled as a planar moiety or with the opposite hand. A planarity outlier is detected by checking planarity of atoms in a peptide group, atoms in a mainchain group or atoms of a sidechain that are expected to be planar.

Mol	Chain	#Chirality outliers	#Planarity outliers
7	s5	0	1
9	S7	0	1
17	c5	0	1
19	C7	0	1
26	d4	0	1
27	D5	0	1
28	D6	0	1
44	l7	0	2
52	M6	0	1
56	N0	0	2
59	n3	0	1
64	n8	0	1
79	q3	0	1
All	All	0	15

The worst 5 of 15 bond length outliers are listed below:

Mol	Chain	Res	Type	Atoms	Z	Observed(Å)	Ideal(Å)
78	Q2	17	CYS	CB-SG	11.25	2.01	1.82
36	5	1152	G	N9-C4	-9.21	1.30	1.38
78	q2	17	CYS	CB-SG	8.36	1.96	1.82
36	5	1152	G	N3-C4	-6.38	1.30	1.35
36	5	2941	A	N9-C4	-6.19	1.34	1.37

The worst 5 of 865 bond angle outliers are listed below:

Mol	Chain	Res	Type	Atoms	Z	Observed(°)	Ideal(°)
36	5	1152	G	N3-C4-N9	-17.27	115.64	126.00
36	5	1152	G	N3-C4-C5	16.41	136.81	128.60
36	5	1152	G	C2-N3-C4	-11.50	106.15	111.90
36	1	2617	U	N3-C2-O2	-10.99	114.51	122.20
36	5	1307	G	P-O3'-C3'	10.06	131.77	119.70

There are no chirality outliers.

5 of 15 planarity outliers are listed below:

Mol	Chain	Res	Type	Group
19	C7	85	VAL	Peptide

Continued on next page...

Continued from previous page...

Mol	Chain	Res	Type	Group
27	D5	94	LYS	Peptide
28	D6	10	ARG	Peptide
52	M6	110	PRO	Peptide
9	S7	131	PHE	Peptide

5.2 Too-close contacts [i](#)

Due to software issues we are unable to calculate clashes - this section is therefore empty.

5.3 Torsion angles [i](#)

5.3.1 Protein backbone [i](#)

In the following table, the Percentiles column shows the percent Ramachandran outliers of the chain as a percentile score with respect to all X-ray entries followed by that with respect to entries of similar resolution.

The Analysed column shows the number of residues for which the backbone conformation was analysed, and the total number of residues.

Mol	Chain	Analysed	Favoured	Allowed	Outliers	Percentiles	
2	S0	204/251 (81%)	157 (77%)	31 (15%)	16 (8%)	1	5
2	s0	204/251 (81%)	150 (74%)	39 (19%)	15 (7%)	1	6
3	S1	212/254 (84%)	155 (73%)	31 (15%)	26 (12%)	0	1
3	s1	214/254 (84%)	170 (79%)	28 (13%)	16 (8%)	1	6
4	S2	215/253 (85%)	180 (84%)	21 (10%)	14 (6%)	1	8
4	s2	215/253 (85%)	173 (80%)	32 (15%)	10 (5%)	2	14
5	S3	221/239 (92%)	187 (85%)	26 (12%)	8 (4%)	3	20
5	s3	221/239 (92%)	179 (81%)	29 (13%)	13 (6%)	1	10
6	S4	258/260 (99%)	205 (80%)	38 (15%)	15 (6%)	1	10
6	s4	258/260 (99%)	215 (83%)	23 (9%)	20 (8%)	1	5
7	S5	204/224 (91%)	155 (76%)	32 (16%)	17 (8%)	1	5
7	s5	204/224 (91%)	154 (76%)	37 (18%)	13 (6%)	1	8
8	S6	224/236 (95%)	187 (84%)	26 (12%)	11 (5%)	2	14
8	s6	216/236 (92%)	189 (88%)	18 (8%)	9 (4%)	3	16
9	S7	182/189 (96%)	133 (73%)	32 (18%)	17 (9%)	0	3

Continued on next page...

Continued from previous page...

Mol	Chain	Analysed	Favoured	Allowed	Outliers	Percentiles	
9	s7	184/189 (97%)	152 (83%)	22 (12%)	10 (5%)	2	12
10	S8	184/200 (92%)	158 (86%)	18 (10%)	8 (4%)	2	16
10	s8	184/200 (92%)	150 (82%)	29 (16%)	5 (3%)	5	25
11	S9	183/196 (93%)	142 (78%)	35 (19%)	6 (3%)	4	21
11	s9	183/196 (93%)	145 (79%)	32 (18%)	6 (3%)	4	21
12	C0	83/96 (86%)	71 (86%)	9 (11%)	3 (4%)	3	20
12	c0	82/96 (85%)	61 (74%)	11 (13%)	10 (12%)	0	1
13	C1	145/155 (94%)	121 (83%)	16 (11%)	8 (6%)	2	11
13	c1	144/155 (93%)	118 (82%)	21 (15%)	5 (4%)	3	20
14	C2	122/142 (86%)	72 (59%)	31 (25%)	19 (16%)	0	0
14	c2	122/142 (86%)	72 (59%)	33 (27%)	17 (14%)	0	1
15	C3	148/150 (99%)	130 (88%)	12 (8%)	6 (4%)	3	16
15	c3	148/150 (99%)	119 (80%)	21 (14%)	8 (5%)	2	12
16	C4	125/136 (92%)	99 (79%)	14 (11%)	12 (10%)	0	3
16	c4	126/136 (93%)	99 (79%)	17 (14%)	10 (8%)	1	5
17	C5	122/141 (86%)	89 (73%)	25 (20%)	8 (7%)	1	7
17	c5	133/141 (94%)	98 (74%)	17 (13%)	18 (14%)	0	1
18	C6	139/142 (98%)	111 (80%)	21 (15%)	7 (5%)	2	13
18	c6	140/142 (99%)	122 (87%)	10 (7%)	8 (6%)	1	10
19	C7	116/136 (85%)	83 (72%)	26 (22%)	7 (6%)	1	9
19	c7	113/136 (83%)	89 (79%)	16 (14%)	8 (7%)	1	6
20	C8	143/145 (99%)	116 (81%)	14 (10%)	13 (9%)	1	4
20	c8	143/145 (99%)	117 (82%)	15 (10%)	11 (8%)	1	5
21	C9	141/143 (99%)	114 (81%)	20 (14%)	7 (5%)	2	13
21	c9	141/143 (99%)	119 (84%)	17 (12%)	5 (4%)	3	20
22	D0	105/120 (88%)	89 (85%)	10 (10%)	6 (6%)	1	10
22	d0	108/120 (90%)	81 (75%)	20 (18%)	7 (6%)	1	8
23	D1	85/87 (98%)	60 (71%)	15 (18%)	10 (12%)	0	1
23	d1	85/87 (98%)	69 (81%)	13 (15%)	3 (4%)	3	20
24	D2	127/129 (98%)	108 (85%)	17 (13%)	2 (2%)	9	37
24	d2	127/129 (98%)	113 (89%)	12 (9%)	2 (2%)	9	37

Continued on next page...

Continued from previous page...

Mol	Chain	Analysed	Favoured	Allowed	Outliers	Percentiles	
25	D3	142/144 (99%)	110 (78%)	19 (13%)	13 (9%)	1	4
25	d3	142/144 (99%)	127 (89%)	12 (8%)	3 (2%)	7	30
26	D4	132/134 (98%)	101 (76%)	19 (14%)	12 (9%)	1	4
26	d4	132/134 (98%)	102 (77%)	20 (15%)	10 (8%)	1	5
27	D5	68/107 (64%)	48 (71%)	15 (22%)	5 (7%)	1	6
27	d5	67/107 (63%)	54 (81%)	9 (13%)	4 (6%)	1	9
28	D6	95/97 (98%)	59 (62%)	23 (24%)	13 (14%)	0	1
28	d6	95/97 (98%)	71 (75%)	17 (18%)	7 (7%)	1	6
29	D7	79/81 (98%)	60 (76%)	16 (20%)	3 (4%)	3	19
29	d7	79/81 (98%)	65 (82%)	10 (13%)	4 (5%)	2	13
30	D8	61/66 (92%)	47 (77%)	10 (16%)	4 (7%)	1	7
30	d8	61/66 (92%)	48 (79%)	8 (13%)	5 (8%)	1	5
31	D9	51/55 (93%)	35 (69%)	12 (24%)	4 (8%)	1	5
31	d9	51/55 (93%)	43 (84%)	4 (8%)	4 (8%)	1	5
32	E0	58/62 (94%)	43 (74%)	12 (21%)	3 (5%)	2	12
32	e0	60/62 (97%)	46 (77%)	8 (13%)	6 (10%)	0	3
33	E1	69/76 (91%)	40 (58%)	13 (19%)	16 (23%)	0	0
33	e1	74/76 (97%)	34 (46%)	21 (28%)	19 (26%)	0	0
34	SR	316/318 (99%)	264 (84%)	38 (12%)	14 (4%)	2	15
34	sR	316/318 (99%)	266 (84%)	38 (12%)	12 (4%)	3	19
35	SM	131/182 (72%)	99 (76%)	18 (14%)	14 (11%)	0	2
35	sM	61/182 (34%)	39 (64%)	13 (21%)	9 (15%)	0	0
39	L2	250/253 (99%)	218 (87%)	24 (10%)	8 (3%)	4	22
39	l2	250/253 (99%)	213 (85%)	23 (9%)	14 (6%)	2	11
40	L3	384/386 (100%)	329 (86%)	48 (12%)	7 (2%)	8	34
40	l3	384/386 (100%)	346 (90%)	28 (7%)	10 (3%)	5	26
41	L4	359/361 (99%)	301 (84%)	38 (11%)	20 (6%)	2	11
41	l4	359/361 (99%)	289 (80%)	49 (14%)	21 (6%)	1	10
42	L5	294/296 (99%)	232 (79%)	41 (14%)	21 (7%)	1	6
42	l5	292/296 (99%)	249 (85%)	33 (11%)	10 (3%)	3	21
43	L6	152/175 (87%)	135 (89%)	15 (10%)	2 (1%)	12	42

Continued on next page...

Continued from previous page...

Mol	Chain	Analysed	Favoured	Allowed	Outliers	Percentiles	
43	l6	153/175 (87%)	130 (85%)	17 (11%)	6 (4%)	3	18
44	L7	220/243 (90%)	194 (88%)	20 (9%)	6 (3%)	5	25
44	l7	221/243 (91%)	199 (90%)	17 (8%)	5 (2%)	6	28
45	L8	231/255 (91%)	182 (79%)	34 (15%)	15 (6%)	1	8
45	l8	229/255 (90%)	178 (78%)	38 (17%)	13 (6%)	1	10
46	L9	189/191 (99%)	162 (86%)	23 (12%)	4 (2%)	7	30
46	l9	189/191 (99%)	170 (90%)	17 (9%)	2 (1%)	14	46
47	M0	207/220 (94%)	169 (82%)	28 (14%)	10 (5%)	2	14
47	m0	209/220 (95%)	168 (80%)	32 (15%)	9 (4%)	2	16
48	M1	167/173 (96%)	126 (75%)	24 (14%)	17 (10%)	0	3
48	m1	167/173 (96%)	142 (85%)	13 (8%)	12 (7%)	1	6
49	M3	191/198 (96%)	152 (80%)	26 (14%)	13 (7%)	1	7
49	m3	192/198 (97%)	157 (82%)	19 (10%)	16 (8%)	1	5
50	M4	134/137 (98%)	113 (84%)	14 (10%)	7 (5%)	2	12
50	m4	135/137 (98%)	116 (86%)	17 (13%)	2 (2%)	10	39
51	M5	201/203 (99%)	185 (92%)	10 (5%)	6 (3%)	4	23
51	m5	201/203 (99%)	179 (89%)	14 (7%)	8 (4%)	3	17
52	M6	195/198 (98%)	173 (89%)	17 (9%)	5 (3%)	5	26
52	m6	195/198 (98%)	183 (94%)	11 (6%)	1 (0%)	29	64
53	M7	181/183 (99%)	154 (85%)	20 (11%)	7 (4%)	3	18
53	m7	153/183 (84%)	134 (88%)	16 (10%)	3 (2%)	7	31
54	M8	183/185 (99%)	161 (88%)	17 (9%)	5 (3%)	5	25
54	m8	183/185 (99%)	149 (81%)	25 (14%)	9 (5%)	2	14
55	M9	186/188 (99%)	165 (89%)	20 (11%)	1 (0%)	29	64
55	m9	186/188 (99%)	165 (89%)	19 (10%)	2 (1%)	14	46
56	N0	170/172 (99%)	156 (92%)	10 (6%)	4 (2%)	6	27
56	n0	170/172 (99%)	154 (91%)	14 (8%)	2 (1%)	13	44
57	N1	157/159 (99%)	137 (87%)	17 (11%)	3 (2%)	8	33
57	n1	157/159 (99%)	141 (90%)	13 (8%)	3 (2%)	8	33
58	N2	98/120 (82%)	77 (79%)	18 (18%)	3 (3%)	4	23
58	n2	96/120 (80%)	80 (83%)	11 (12%)	5 (5%)	2	12

Continued on next page...

Continued from previous page...

Mol	Chain	Analysed	Favoured	Allowed	Outliers	Percentiles	
59	N3	134/136 (98%)	119 (89%)	12 (9%)	3 (2%)	6	29
59	n3	134/136 (98%)	123 (92%)	11 (8%)	0	100	100
60	N4	96/155 (62%)	68 (71%)	22 (23%)	6 (6%)	1	8
60	n4	133/155 (86%)	103 (77%)	23 (17%)	7 (5%)	2	12
61	N5	119/141 (84%)	99 (83%)	17 (14%)	3 (2%)	5	27
61	n5	118/141 (84%)	93 (79%)	16 (14%)	9 (8%)	1	5
62	N6	124/126 (98%)	106 (86%)	15 (12%)	3 (2%)	6	27
62	n6	124/126 (98%)	106 (86%)	13 (10%)	5 (4%)	3	17
63	N7	133/135 (98%)	109 (82%)	17 (13%)	7 (5%)	2	12
63	n7	133/135 (98%)	109 (82%)	13 (10%)	11 (8%)	1	5
64	N8	146/148 (99%)	121 (83%)	15 (10%)	10 (7%)	1	7
64	n8	146/148 (99%)	122 (84%)	17 (12%)	7 (5%)	2	14
65	N9	56/58 (97%)	47 (84%)	8 (14%)	1 (2%)	8	34
65	n9	56/58 (97%)	44 (79%)	6 (11%)	6 (11%)	0	2
66	O0	95/104 (91%)	84 (88%)	11 (12%)	0	100	100
66	o0	98/104 (94%)	84 (86%)	10 (10%)	4 (4%)	3	16
67	O1	107/112 (96%)	95 (89%)	7 (6%)	5 (5%)	2	14
67	o1	107/112 (96%)	92 (86%)	10 (9%)	5 (5%)	2	14
68	O2	125/129 (97%)	104 (83%)	14 (11%)	7 (6%)	2	11
68	o2	125/129 (97%)	105 (84%)	16 (13%)	4 (3%)	4	22
69	O3	104/106 (98%)	95 (91%)	8 (8%)	1 (1%)	15	49
69	o3	104/106 (98%)	94 (90%)	9 (9%)	1 (1%)	15	49
70	O4	110/120 (92%)	92 (84%)	16 (14%)	2 (2%)	8	34
70	o4	110/120 (92%)	96 (87%)	8 (7%)	6 (6%)	2	11
71	O5	117/119 (98%)	100 (86%)	12 (10%)	5 (4%)	2	16
71	o5	117/119 (98%)	100 (86%)	14 (12%)	3 (3%)	5	26
72	O6	97/99 (98%)	77 (79%)	12 (12%)	8 (8%)	1	5
72	o6	97/99 (98%)	82 (84%)	10 (10%)	5 (5%)	2	12
73	O7	85/87 (98%)	72 (85%)	13 (15%)	0	100	100
73	o7	85/87 (98%)	68 (80%)	12 (14%)	5 (6%)	1	10
74	O8	75/77 (97%)	64 (85%)	9 (12%)	2 (3%)	5	25

Continued on next page...

Continued from previous page...

Mol	Chain	Analysed	Favoured	Allowed	Outliers	Percentiles	
74	o8	75/77 (97%)	59 (79%)	13 (17%)	3 (4%)	3	17
75	O9	48/50 (96%)	41 (85%)	6 (12%)	1 (2%)	7	30
75	o9	48/50 (96%)	41 (85%)	6 (12%)	1 (2%)	7	30
76	Q0	50/52 (96%)	39 (78%)	9 (18%)	2 (4%)	3	17
76	q0	50/52 (96%)	48 (96%)	1 (2%)	1 (2%)	7	31
77	Q1	23/25 (92%)	20 (87%)	3 (13%)	0	100	100
77	q1	23/25 (92%)	23 (100%)	0	0	100	100
78	Q2	103/105 (98%)	82 (80%)	14 (14%)	7 (7%)	1	7
78	q2	103/105 (98%)	95 (92%)	6 (6%)	2 (2%)	8	33
79	Q3	89/91 (98%)	67 (75%)	15 (17%)	7 (8%)	1	5
79	q3	89/91 (98%)	78 (88%)	7 (8%)	4 (4%)	2	15
81	p0	139/311 (45%)	117 (84%)	16 (12%)	6 (4%)	2	16
All	All	22243/23945 (93%)	18323 (82%)	2769 (12%)	1151 (5%)	2	12

5 of 1151 Ramachandran outliers are listed below:

Mol	Chain	Res	Type
2	S0	4	PRO
2	S0	158	VAL
2	S0	187	ALA
2	S0	191	ARG
2	S0	194	PRO

5.3.2 Protein sidechains [i](#)

In the following table, the Percentiles column shows the percent sidechain outliers of the chain as a percentile score with respect to all X-ray entries followed by that with respect to entries of similar resolution.

The Analysed column shows the number of residues for which the sidechain conformation was analysed, and the total number of residues.

Mol	Chain	Analysed	Rotameric	Outliers	Percentiles	
2	S0	164/209 (78%)	139 (85%)	25 (15%)	3	12
2	s0	173/209 (83%)	145 (84%)	28 (16%)	2	10
3	S1	191/223 (86%)	166 (87%)	25 (13%)	4	17
3	s1	192/223 (86%)	161 (84%)	31 (16%)	2	10

Continued on next page...

Continued from previous page...

Mol	Chain	Analysed	Rotameric	Outliers	Percentiles	
4	S2	176/204 (86%)	148 (84%)	28 (16%)	2	11
4	s2	176/204 (86%)	137 (78%)	39 (22%)	1	4
5	S3	182/194 (94%)	149 (82%)	33 (18%)	1	7
5	s3	182/194 (94%)	160 (88%)	22 (12%)	5	20
6	S4	221/221 (100%)	186 (84%)	35 (16%)	2	11
6	s4	221/221 (100%)	182 (82%)	39 (18%)	2	8
7	S5	173/190 (91%)	141 (82%)	32 (18%)	1	7
7	s5	173/190 (91%)	147 (85%)	26 (15%)	3	12
8	S6	188/201 (94%)	152 (81%)	36 (19%)	1	6
8	s6	187/201 (93%)	156 (83%)	31 (17%)	2	9
9	S7	165/169 (98%)	136 (82%)	29 (18%)	2	8
9	s7	166/169 (98%)	141 (85%)	25 (15%)	3	12
10	S8	150/161 (93%)	129 (86%)	21 (14%)	3	15
10	s8	150/161 (93%)	131 (87%)	19 (13%)	4	18
11	S9	158/165 (96%)	128 (81%)	30 (19%)	1	6
11	s9	158/165 (96%)	138 (87%)	20 (13%)	4	18
12	C0	77/78 (99%)	64 (83%)	13 (17%)	2	9
12	c0	73/78 (94%)	64 (88%)	9 (12%)	4	19
13	C1	129/129 (100%)	114 (88%)	15 (12%)	5	22
13	c1	129/129 (100%)	106 (82%)	23 (18%)	2	8
14	C2	88/118 (75%)	71 (81%)	17 (19%)	1	6
14	c2	88/118 (75%)	71 (81%)	17 (19%)	1	6
15	C3	127/127 (100%)	104 (82%)	23 (18%)	1	7
15	c3	127/127 (100%)	103 (81%)	24 (19%)	1	6
16	C4	81/104 (78%)	64 (79%)	17 (21%)	1	5
16	c4	97/104 (93%)	78 (80%)	19 (20%)	1	6
17	C5	101/117 (86%)	87 (86%)	14 (14%)	3	15
17	c5	103/117 (88%)	90 (87%)	13 (13%)	4	18
18	C6	117/118 (99%)	98 (84%)	19 (16%)	2	10
18	c6	118/118 (100%)	101 (86%)	17 (14%)	3	14
19	C7	94/124 (76%)	75 (80%)	19 (20%)	1	5

Continued on next page...

Continued from previous page...

Mol	Chain	Analysed	Rotameric	Outliers	Percentiles	
19	c7	106/124 (86%)	91 (86%)	15 (14%)	3	14
20	C8	128/128 (100%)	102 (80%)	26 (20%)	1	5
20	c8	128/128 (100%)	102 (80%)	26 (20%)	1	5
21	C9	115/115 (100%)	93 (81%)	22 (19%)	1	6
21	c9	115/115 (100%)	98 (85%)	17 (15%)	3	13
22	D0	100/113 (88%)	83 (83%)	17 (17%)	2	9
22	d0	103/113 (91%)	79 (77%)	24 (23%)	1	3
23	D1	74/74 (100%)	62 (84%)	12 (16%)	2	10
23	d1	74/74 (100%)	64 (86%)	10 (14%)	4	16
24	D2	110/110 (100%)	91 (83%)	19 (17%)	2	9
24	d2	110/110 (100%)	95 (86%)	15 (14%)	3	16
25	D3	119/119 (100%)	103 (87%)	16 (13%)	4	16
25	d3	119/119 (100%)	103 (87%)	16 (13%)	4	16
26	D4	112/112 (100%)	96 (86%)	16 (14%)	3	14
26	d4	112/112 (100%)	96 (86%)	16 (14%)	3	14
27	D5	61/88 (69%)	45 (74%)	16 (26%)	0	1
27	d5	61/88 (69%)	56 (92%)	5 (8%)	11	38
28	D6	83/83 (100%)	63 (76%)	20 (24%)	0	2
28	d6	83/83 (100%)	73 (88%)	10 (12%)	5	20
29	D7	70/70 (100%)	58 (83%)	12 (17%)	2	9
29	d7	70/70 (100%)	61 (87%)	9 (13%)	4	18
30	D8	56/59 (95%)	45 (80%)	11 (20%)	1	6
30	d8	56/59 (95%)	47 (84%)	9 (16%)	2	10
31	D9	47/48 (98%)	39 (83%)	8 (17%)	2	9
31	d9	47/48 (98%)	42 (89%)	5 (11%)	6	26
32	E0	51/53 (96%)	45 (88%)	6 (12%)	5	21
32	e0	53/53 (100%)	41 (77%)	12 (23%)	1	3
33	E1	62/66 (94%)	48 (77%)	14 (23%)	1	3
33	e1	66/66 (100%)	54 (82%)	12 (18%)	1	7
34	SR	259/261 (99%)	226 (87%)	33 (13%)	4	18
34	sR	261/261 (100%)	238 (91%)	23 (9%)	10	36

Continued on next page...

Continued from previous page...

Mol	Chain	Analysed	Rotameric	Outliers	Percentiles	
35	SM	97/115 (84%)	77 (79%)	20 (21%)	1	5
35	sM	54/115 (47%)	43 (80%)	11 (20%)	1	5
39	L2	193/195 (99%)	152 (79%)	41 (21%)	1	5
39	l2	194/195 (100%)	160 (82%)	34 (18%)	2	8
40	L3	320/322 (99%)	256 (80%)	64 (20%)	1	5
40	l3	322/322 (100%)	270 (84%)	52 (16%)	2	10
41	L4	288/288 (100%)	237 (82%)	51 (18%)	2	8
41	l4	288/288 (100%)	244 (85%)	44 (15%)	2	12
42	L5	244/244 (100%)	207 (85%)	37 (15%)	3	12
42	l5	243/244 (100%)	202 (83%)	41 (17%)	2	9
43	L6	134/152 (88%)	115 (86%)	19 (14%)	3	14
43	l6	135/152 (89%)	112 (83%)	23 (17%)	2	9
44	L7	186/204 (91%)	169 (91%)	17 (9%)	9	33
44	l7	187/204 (92%)	163 (87%)	24 (13%)	4	18
45	L8	187/207 (90%)	163 (87%)	24 (13%)	4	18
45	l8	177/207 (86%)	146 (82%)	31 (18%)	2	8
46	L9	171/171 (100%)	134 (78%)	37 (22%)	1	4
46	l9	171/171 (100%)	133 (78%)	38 (22%)	1	4
47	M0	177/186 (95%)	146 (82%)	31 (18%)	2	8
47	m0	182/186 (98%)	151 (83%)	31 (17%)	2	9
48	M1	147/149 (99%)	117 (80%)	30 (20%)	1	5
48	m1	147/149 (99%)	119 (81%)	28 (19%)	1	6
49	M3	154/158 (98%)	133 (86%)	21 (14%)	3	16
49	m3	154/158 (98%)	134 (87%)	20 (13%)	4	18
50	M4	107/108 (99%)	91 (85%)	16 (15%)	3	12
50	m4	108/108 (100%)	93 (86%)	15 (14%)	3	15
51	M5	175/175 (100%)	144 (82%)	31 (18%)	2	8
51	m5	175/175 (100%)	154 (88%)	21 (12%)	5	20
52	M6	160/161 (99%)	138 (86%)	22 (14%)	3	16
52	m6	160/161 (99%)	138 (86%)	22 (14%)	3	16
53	M7	140/145 (97%)	119 (85%)	21 (15%)	3	12

Continued on next page...

Continued from previous page...

Mol	Chain	Analysed	Rotameric	Outliers	Percentiles	
53	m7	125/145 (86%)	110 (88%)	15 (12%)	5	20
54	M8	150/150 (100%)	127 (85%)	23 (15%)	2	12
54	m8	150/150 (100%)	129 (86%)	21 (14%)	3	15
55	M9	153/153 (100%)	134 (88%)	19 (12%)	4	19
55	m9	153/153 (100%)	122 (80%)	31 (20%)	1	5
56	N0	156/156 (100%)	131 (84%)	25 (16%)	2	11
56	n0	156/156 (100%)	127 (81%)	29 (19%)	1	7
57	N1	136/136 (100%)	110 (81%)	26 (19%)	1	6
57	n1	136/136 (100%)	108 (79%)	28 (21%)	1	5
58	N2	87/106 (82%)	78 (90%)	9 (10%)	7	27
58	n2	85/106 (80%)	71 (84%)	14 (16%)	2	10
59	N3	104/104 (100%)	88 (85%)	16 (15%)	2	11
59	n3	104/104 (100%)	93 (89%)	11 (11%)	6	26
60	N4	57/129 (44%)	51 (90%)	6 (10%)	7	26
60	n4	114/129 (88%)	99 (87%)	15 (13%)	4	17
61	N5	104/117 (89%)	81 (78%)	23 (22%)	1	4
61	n5	104/117 (89%)	88 (85%)	16 (15%)	2	11
62	N6	109/109 (100%)	91 (84%)	18 (16%)	2	10
62	n6	109/109 (100%)	92 (84%)	17 (16%)	2	11
63	N7	115/115 (100%)	97 (84%)	18 (16%)	2	11
63	n7	115/115 (100%)	93 (81%)	22 (19%)	1	6
64	N8	118/118 (100%)	93 (79%)	25 (21%)	1	5
64	n8	118/118 (100%)	96 (81%)	22 (19%)	1	7
65	N9	46/46 (100%)	37 (80%)	9 (20%)	1	6
65	n9	46/46 (100%)	38 (83%)	8 (17%)	2	9
66	O0	81/87 (93%)	63 (78%)	18 (22%)	1	4
66	o0	84/87 (97%)	67 (80%)	17 (20%)	1	5
67	O1	92/96 (96%)	74 (80%)	18 (20%)	1	6
67	o1	96/96 (100%)	80 (83%)	16 (17%)	2	9
68	O2	109/110 (99%)	93 (85%)	16 (15%)	3	13
68	o2	109/110 (99%)	88 (81%)	21 (19%)	1	6

Continued on next page...

Continued from previous page...

Mol	Chain	Analysed	Rotameric	Outliers	Percentiles	
69	O3	90/90 (100%)	81 (90%)	9 (10%)	7	28
69	o3	90/90 (100%)	80 (89%)	10 (11%)	6	24
70	O4	95/102 (93%)	81 (85%)	14 (15%)	3	13
70	o4	95/102 (93%)	81 (85%)	14 (15%)	3	13
71	O5	104/104 (100%)	85 (82%)	19 (18%)	1	7
71	o5	104/104 (100%)	86 (83%)	18 (17%)	2	9
72	O6	81/81 (100%)	64 (79%)	17 (21%)	1	5
72	o6	81/81 (100%)	55 (68%)	26 (32%)	0	0
73	O7	70/70 (100%)	56 (80%)	14 (20%)	1	5
73	o7	70/70 (100%)	59 (84%)	11 (16%)	2	11
74	O8	68/68 (100%)	56 (82%)	12 (18%)	2	8
74	o8	68/68 (100%)	59 (87%)	9 (13%)	4	17
75	O9	45/45 (100%)	38 (84%)	7 (16%)	2	11
75	o9	45/45 (100%)	41 (91%)	4 (9%)	9	34
76	Q0	47/47 (100%)	40 (85%)	7 (15%)	3	13
76	q0	47/47 (100%)	35 (74%)	12 (26%)	0	1
77	Q1	23/23 (100%)	19 (83%)	4 (17%)	2	9
77	q1	23/23 (100%)	15 (65%)	8 (35%)	0	0
78	Q2	90/90 (100%)	74 (82%)	16 (18%)	2	8
78	q2	90/90 (100%)	76 (84%)	14 (16%)	2	11
79	Q3	71/71 (100%)	59 (83%)	12 (17%)	2	9
79	q3	71/71 (100%)	60 (84%)	11 (16%)	2	11
81	p0	105/253 (42%)	89 (85%)	16 (15%)	3	12
All	All	18777/19961 (94%)	15699 (84%)	3078 (16%)	2	10

5 of 3078 residues with a non-rotameric sidechain are listed below:

Mol	Chain	Res	Type
13	c1	21	ASN
41	l4	99	MET
15	c3	115	LEU
13	c1	5	LEU
25	d3	107	PHE

Sometimes sidechains can be flipped to improve hydrogen bonding and reduce clashes. 5 of 42 such sidechains are listed below:

Mol	Chain	Res	Type
21	c9	25	GLN
52	m6	72	HIS
22	d0	16	GLN
39	l2	194	ASN
55	m9	36	ASN

5.3.3 RNA [i](#)

Mol	Chain	Analysed	Backbone Outliers	Pucker Outliers
1	2	1777/1800 (98%)	461 (25%)	48 (2%)
1	6	1792/1800 (99%)	448 (25%)	45 (2%)
36	1	3145/3396 (92%)	658 (20%)	62 (1%)
36	5	3146/3396 (92%)	650 (20%)	68 (2%)
37	3	120/121 (99%)	13 (10%)	2 (1%)
37	7	120/121 (99%)	19 (15%)	1 (0%)
38	4	157/158 (99%)	37 (23%)	3 (1%)
38	8	157/158 (99%)	38 (24%)	1 (0%)
All	All	10414/10950 (95%)	2324 (22%)	230 (2%)

5 of 2324 RNA backbone outliers are listed below:

Mol	Chain	Res	Type
1	2	2	A
1	2	4	C
1	2	25	C
1	2	26	A
1	2	27	U

5 of 230 RNA pucker outliers are listed below:

Mol	Chain	Res	Type
1	6	25	C
36	5	3207	U
1	6	1207	C
36	5	3154	C
36	5	2204	C

5.4 Non-standard residues in protein, DNA, RNA chains [i](#)

There are no non-standard protein/DNA/RNA residues in this entry.

5.5 Carbohydrates [i](#)

There are no monosaccharides in this entry.

5.6 Ligand geometry [i](#)

Of 2030 ligands modelled in this entry, 995 are monoatomic - leaving 1035 for Mogul analysis.

In the following table, the Counts columns list the number of bonds (or angles) for which Mogul statistics could be retrieved, the number of bonds (or angles) that are observed in the model and the number of bonds (or angles) that are defined in the Chemical Component Dictionary. The Link column lists molecule types, if any, to which the group is linked. The Z score for a bond length (or angle) is the number of standard deviations the observed value is removed from the expected value. A bond length (or angle) with $|Z| > 2$ is considered an outlier worth inspection. RMSZ is the root-mean-square of all Z scores of the bond lengths (or angles).

Mol	Type	Chain	Res	Link	Bond lengths			Bond angles		
					Counts	RMSZ	# Z > 2	Counts	RMSZ	# Z > 2
85	OHX	1	3795	-	0,6,6	-	-	-		
85	OHX	8	224	-	0,6,6	-	-	-		
85	OHX	6	2068	-	0,6,6	-	-	-		
85	OHX	5	3915	-	0,6,6	-	-	-		
85	OHX	1	4015	-	0,6,6	-	-	-		
85	OHX	1	3994	-	0,6,6	-	-	-		
85	OHX	5	3957	-	0,6,6	-	-	-		
85	OHX	1	3850	-	0,6,6	-	-	-		
85	OHX	1	4005	-	0,6,6	-	-	-		
85	OHX	6	2098	-	0,6,6	-	-	-		
85	OHX	5	3964	-	0,6,6	-	-	-		
85	OHX	1	3929	-	0,6,6	-	-	-		
85	OHX	6	2058	-	0,6,6	-	-	-		
85	OHX	1	3999	-	0,6,6	-	-	-		
85	OHX	5	3991	-	0,6,6	-	-	-		
85	OHX	1	3933	-	0,6,6	-	-	-		
85	OHX	2	2034	-	0,6,6	-	-	-		
85	OHX	2	1994	-	0,6,6	-	-	-		
85	OHX	5	4044	-	0,6,6	-	-	-		
85	OHX	1	3836	-	0,6,6	-	-	-		
85	OHX	2	2048	-	0,6,6	-	-	-		
85	OHX	6	2136	-	0,6,6	-	-	-		

Mol	Type	Chain	Res	Link	Bond lengths			Bond angles		
					Counts	RMSZ	# Z > 2	Counts	RMSZ	# Z > 2
85	OHX	1	3927	-	0,6,6	-	-	-		
85	OHX	2	2031	-	0,6,6	-	-	-		
85	OHX	1	3808	-	0,6,6	-	-	-		
85	OHX	1	3888	-	0,6,6	-	-	-		
85	OHX	6	2099	-	0,6,6	-	-	-		
85	OHX	5	3822	-	0,6,6	-	-	-		
85	OHX	2	2094	-	0,6,6	-	-	-		
85	OHX	6	2095	-	0,6,6	-	-	-		
85	OHX	5	3841	-	0,6,6	-	-	-		
85	OHX	5	3891	-	0,6,6	-	-	-		
85	OHX	2	2006	-	0,6,6	-	-	-		
85	OHX	1	3797	-	0,6,6	-	-	-		
85	OHX	1	3759	-	0,6,6	-	-	-		
85	OHX	2	2005	-	0,6,6	-	-	-		
85	OHX	5	3850	-	0,6,6	-	-	-		
85	OHX	5	3885	-	0,6,6	-	-	-		
85	OHX	5	3970	-	0,6,6	-	-	-		
85	OHX	15	302	-	0,6,6	-	-	-		
85	OHX	5	3835	-	0,6,6	-	-	-		
85	OHX	5	3895	-	0,6,6	-	-	-		
85	OHX	1	3855	-	0,6,6	-	-	-		
85	OHX	1	3902	-	0,6,6	-	-	-		
85	OHX	5	3932	-	0,6,6	-	-	-		
85	OHX	5	3981	-	0,6,6	-	-	-		
85	OHX	C8	201	-	0,6,6	-	-	-		
85	OHX	1	3818	-	0,6,6	-	-	-		
85	OHX	2	2046	-	0,6,6	-	-	-		
85	OHX	2	1985	-	0,6,6	-	-	-		
85	OHX	1	3832	-	0,6,6	-	-	-		
85	OHX	1	3971	-	0,6,6	-	-	-		
85	OHX	1	3758	-	0,6,6	-	-	-		
85	OHX	5	3761	-	0,6,6	-	-	-		
85	OHX	m7	204	-	0,6,6	-	-	-		
85	OHX	6	2148	-	0,6,6	-	-	-		
85	OHX	5	4061	-	0,6,6	-	-	-		
85	OHX	5	3872	-	0,6,6	-	-	-		
85	OHX	7	213	-	0,6,6	-	-	-		
85	OHX	6	2062	-	0,6,6	-	-	-		
85	OHX	2	2084	-	0,6,6	-	-	-		
85	OHX	6	2022	-	0,6,6	-	-	-		
85	OHX	5	4015	-	0,6,6	-	-	-		
85	OHX	1	3750	-	0,6,6	-	-	-		
85	OHX	1	4031	-	0,6,6	-	-	-		

Mol	Type	Chain	Res	Link	Bond lengths			Bond angles		
					Counts	RMSZ	# Z > 2	Counts	RMSZ	# Z > 2
85	OHX	8	217	-	0,6,6	-	-	-		
85	OHX	6	2080	-	0,6,6	-	-	-		
85	OHX	6	2084	-	0,6,6	-	-	-		
85	OHX	2	2077	-	0,6,6	-	-	-		
85	OHX	1	3742	-	0,6,6	-	-	-		
85	OHX	1	3809	-	0,6,6	-	-	-		
85	OHX	6	2050	-	0,6,6	-	-	-		
85	OHX	6	2138	-	0,6,6	-	-	-		
85	OHX	6	2065	-	0,6,6	-	-	-		
85	OHX	2	2022	-	0,6,6	-	-	-		
85	OHX	2	2051	-	0,6,6	-	-	-		
85	OHX	s4	301	-	0,6,6	-	-	-		
85	OHX	5	3751	-	0,6,6	-	-	-		
85	OHX	5	3839	-	0,6,6	-	-	-		
85	OHX	1	3769	-	0,6,6	-	-	-		
85	OHX	5	3972	-	0,6,6	-	-	-		
85	OHX	q2	502	-	0,6,6	-	-	-		
85	OHX	sR	401	-	0,6,6	-	-	-		
85	OHX	1	3923	-	0,6,6	-	-	-		
85	OHX	1	4002	-	0,6,6	-	-	-		
85	OHX	5	3833	-	0,6,6	-	-	-		
85	OHX	2	2020	-	0,6,6	-	-	-		
85	OHX	5	3893	-	0,6,6	-	-	-		
85	OHX	5	3746	-	0,6,6	-	-	-		
85	OHX	7	216	-	0,6,6	-	-	-		
85	OHX	5	3883	-	0,6,6	-	-	-		
85	OHX	5	4052	-	0,6,6	-	-	-		
85	OHX	6	2028	-	0,6,6	-	-	-		
85	OHX	1	3877	-	0,6,6	-	-	-		
85	OHX	1	3978	-	0,6,6	-	-	-		
85	OHX	1	3918	-	0,6,6	-	-	-		
85	OHX	5	4003	-	0,6,6	-	-	-		
85	OHX	5	3861	-	0,6,6	-	-	-		
85	OHX	6	2072	-	0,6,6	-	-	-		
85	OHX	1	3752	-	0,6,6	-	-	-		
85	OHX	1	3827	-	0,6,6	-	-	-		
85	OHX	3	212	-	0,6,6	-	-	-		
85	OHX	5	3809	-	0,6,6	-	-	-		
85	OHX	8	215	-	0,6,6	-	-	-		
85	OHX	1	4036	-	0,6,6	-	-	-		
85	OHX	o3	202	-	0,6,6	-	-	-		
85	OHX	5	3921	-	0,6,6	-	-	-		
85	OHX	1	3948	-	0,6,6	-	-	-		

Mol	Type	Chain	Res	Link	Bond lengths			Bond angles		
					Counts	RMSZ	# Z > 2	Counts	RMSZ	# Z > 2
85	OHX	d4	201	-	0,6,6	-	-	-		
85	OHX	8	219	-	0,6,6	-	-	-		
85	OHX	5	4060	-	0,6,6	-	-	-		
85	OHX	5	3843	-	0,6,6	-	-	-		
85	OHX	O3	202	-	0,6,6	-	-	-		
85	OHX	6	2036	-	0,6,6	-	-	-		
85	OHX	1	3866	-	0,6,6	-	-	-		
85	OHX	5	4029	-	0,6,6	-	-	-		
85	OHX	1	4008	-	0,6,6	-	-	-		
85	OHX	5	3886	-	0,6,6	-	-	-		
85	OHX	2	2021	-	0,6,6	-	-	-		
85	OHX	1	3908	-	0,6,6	-	-	-		
85	OHX	5	3904	-	0,6,6	-	-	-		
85	OHX	8	220	-	0,6,6	-	-	-		
85	OHX	1	3892	-	0,6,6	-	-	-		
85	OHX	5	4011	-	0,6,6	-	-	-		
85	OHX	1	3938	-	0,6,6	-	-	-		
85	OHX	5	3936	-	0,6,6	-	-	-		
85	OHX	1	3779	-	0,6,6	-	-	-		
85	OHX	5	4037	-	0,6,6	-	-	-		
85	OHX	5	3801	-	0,6,6	-	-	-		
85	OHX	1	4028	-	0,6,6	-	-	-		
85	OHX	2	2070	-	0,6,6	-	-	-		
85	OHX	2	2044	-	0,6,6	-	-	-		
85	OHX	6	2087	-	0,6,6	-	-	-		
85	OHX	5	4035	-	0,6,6	-	-	-		
85	OHX	1	3756	-	0,6,6	-	-	-		
85	OHX	4	216	-	0,6,6	-	-	-		
85	OHX	1	3822	-	0,6,6	-	-	-		
85	OHX	5	3958	-	0,6,6	-	-	-		
85	OHX	1	3760	-	0,6,6	-	-	-		
85	OHX	5	3999	-	0,6,6	-	-	-		
85	OHX	5	3826	-	0,6,6	-	-	-		
85	OHX	5	3776	-	0,6,6	-	-	-		
85	OHX	5	4057	-	0,6,6	-	-	-		
85	OHX	1	4017	-	0,6,6	-	-	-		
85	OHX	2	2037	-	0,6,6	-	-	-		
85	OHX	1	3767	-	0,6,6	-	-	-		
85	OHX	1	3868	-	0,6,6	-	-	-		
85	OHX	1	3959	-	0,6,6	-	-	-		
85	OHX	5	3772	-	0,6,6	-	-	-		
85	OHX	5	4043	-	0,6,6	-	-	-		
85	OHX	2	2004	-	0,6,6	-	-	-		

Mol	Type	Chain	Res	Link	Bond lengths			Bond angles		
					Counts	RMSZ	# Z > 2	Counts	RMSZ	# Z > 2
85	OHX	2	2012	-	0,6,6	-	-	-		
85	OHX	5	4008	-	0,6,6	-	-	-		
85	OHX	1	3859	-	0,6,6	-	-	-		
85	OHX	1	3928	-	0,6,6	-	-	-		
85	OHX	6	2053	-	0,6,6	-	-	-		
85	OHX	1	3911	-	0,6,6	-	-	-		
85	OHX	5	3844	-	0,6,6	-	-	-		
85	OHX	5	3775	-	0,6,6	-	-	-		
85	OHX	L4	401	-	0,6,6	-	-	-		
85	OHX	5	4039	-	0,6,6	-	-	-		
85	OHX	1	3845	-	0,6,6	-	-	-		
85	OHX	1	3776	-	0,6,6	-	-	-		
85	OHX	5	3778	-	0,6,6	-	-	-		
85	OHX	5	3988	-	0,6,6	-	-	-		
85	OHX	1	4022	-	0,6,6	-	-	-		
85	OHX	1	3968	-	0,6,6	-	-	-		
85	OHX	6	2019	-	0,6,6	-	-	-		
85	OHX	5	3881	-	0,6,6	-	-	-		
85	OHX	5	3830	-	0,6,6	-	-	-		
85	OHX	2	2049	-	0,6,6	-	-	-		
85	OHX	5	3817	-	0,6,6	-	-	-		
85	OHX	1	3785	-	0,6,6	-	-	-		
85	OHX	6	2140	-	0,6,6	-	-	-		
85	OHX	1	3986	-	0,6,6	-	-	-		
85	OHX	5	3848	-	0,6,6	-	-	-		
85	OHX	5	3832	-	0,6,6	-	-	-		
85	OHX	5	3758	-	0,6,6	-	-	-		
85	OHX	5	3851	-	0,6,6	-	-	-		
85	OHX	1	3988	-	0,6,6	-	-	-		
85	OHX	5	3790	-	0,6,6	-	-	-		
85	OHX	5	4042	-	0,6,6	-	-	-		
85	OHX	5	3940	-	0,6,6	-	-	-		
85	OHX	2	2098	-	0,6,6	-	-	-		
85	OHX	1	3805	-	0,6,6	-	-	-		
85	OHX	5	3820	-	0,6,6	-	-	-		
85	OHX	2	2015	-	0,6,6	-	-	-		
85	OHX	2	2058	-	0,6,6	-	-	-		
85	OHX	1	3946	-	0,6,6	-	-	-		
85	OHX	5	3879	-	0,6,6	-	-	-		
85	OHX	1	3789	-	0,6,6	-	-	-		
85	OHX	5	4050	-	0,6,6	-	-	-		
85	OHX	1	3858	-	0,6,6	-	-	-		
85	OHX	m0	302	-	0,6,6	-	-	-		

Mol	Type	Chain	Res	Link	Bond lengths			Bond angles		
					Counts	RMSZ	# Z > 2	Counts	RMSZ	# Z > 2
85	OHX	1	3874	-	0,6,6	-	-	-		
85	OHX	8	212	-	0,6,6	-	-	-		
85	OHX	5	3742	-	0,6,6	-	-	-		
85	OHX	1	3903	-	0,6,6	-	-	-		
85	OHX	1	3990	-	0,6,6	-	-	-		
85	OHX	1	3787	-	0,6,6	-	-	-		
85	OHX	1	3955	-	0,6,6	-	-	-		
85	OHX	5	3871	-	0,6,6	-	-	-		
85	OHX	1	4010	-	0,6,6	-	-	-		
85	OHX	5	4048	-	0,6,6	-	-	-		
85	OHX	5	3961	-	0,6,6	-	-	-		
85	OHX	6	2041	-	0,6,6	-	-	-		
85	OHX	1	3952	-	0,6,6	-	-	-		
85	OHX	1	3817	-	0,6,6	-	-	-		
85	OHX	2	2116	-	0,6,6	-	-	-		
85	OHX	1	3914	-	0,6,6	-	-	-		
85	OHX	1	3953	-	0,6,6	-	-	-		
85	OHX	6	2014	-	0,6,6	-	-	-		
85	OHX	8	211	-	0,6,6	-	-	-		
85	OHX	5	3877	-	0,6,6	-	-	-		
85	OHX	2	2075	-	0,6,6	-	-	-		
85	OHX	1	3848	-	0,6,6	-	-	-		
85	OHX	6	2118	-	0,6,6	-	-	-		
85	OHX	1	3989	-	0,6,6	-	-	-		
85	OHX	1	3921	-	0,6,6	-	-	-		
85	OHX	1	3950	-	0,6,6	-	-	-		
85	OHX	1	3824	-	0,6,6	-	-	-		
85	OHX	1	3917	-	0,6,6	-	-	-		
85	OHX	2	2073	-	0,6,6	-	-	-		
85	OHX	6	2147	-	0,6,6	-	-	-		
85	OHX	1	3747	-	0,6,6	-	-	-		
85	OHX	5	3774	-	0,6,6	-	-	-		
85	OHX	2	2000	-	0,6,6	-	-	-		
85	OHX	5	3955	-	0,6,6	-	-	-		
85	OHX	5	3971	-	0,6,6	-	-	-		
85	OHX	1	3873	-	0,6,6	-	-	-		
85	OHX	5	3944	-	0,6,6	-	-	-		
85	OHX	5	3764	-	0,6,6	-	-	-		
85	OHX	5	3831	-	0,6,6	-	-	-		
85	OHX	2	2079	-	0,6,6	-	-	-		
85	OHX	1	3847	-	0,6,6	-	-	-		
85	OHX	6	2158	-	0,6,6	-	-	-		
85	OHX	5	3866	-	0,6,6	-	-	-		

Mol	Type	Chain	Res	Link	Bond lengths			Bond angles		
					Counts	RMSZ	# Z > 2	Counts	RMSZ	# Z > 2
85	OHX	6	2128	-	0,6,6	-	-	-		
85	OHX	1	4011	-	0,6,6	-	-	-		
85	OHX	6	2031	-	0,6,6	-	-	-		
85	OHX	5	4018	-	0,6,6	-	-	-		
85	OHX	2	2101	-	0,6,6	-	-	-		
85	OHX	6	2035	-	0,6,6	-	-	-		
85	OHX	8	225	-	0,6,6	-	-	-		
85	OHX	1	3788	-	0,6,6	-	-	-		
85	OHX	D9	103	-	0,6,6	-	-	-		
85	OHX	2	2024	-	0,6,6	-	-	-		
85	OHX	5	3779	-	0,6,6	-	-	-		
85	OHX	5	3993	-	0,6,6	-	-	-		
85	OHX	7	212	-	0,6,6	-	-	-		
85	OHX	1	3867	-	0,6,6	-	-	-		
85	OHX	6	2078	-	0,6,6	-	-	-		
85	OHX	2	1988	-	0,6,6	-	-	-		
85	OHX	5	3874	-	0,6,6	-	-	-		
85	OHX	1	3761	-	0,6,6	-	-	-		
85	OHX	2	2074	-	0,6,6	-	-	-		
85	OHX	N8	203	-	0,6,6	-	-	-		
85	OHX	5	3782	-	0,6,6	-	-	-		
85	OHX	5	4066	-	0,6,6	-	-	-		
85	OHX	2	2019	-	0,6,6	-	-	-		
85	OHX	1	3798	-	0,6,6	-	-	-		
85	OHX	2	2010	-	0,6,6	-	-	-		
85	OHX	1	3974	-	0,6,6	-	-	-		
85	OHX	2	1998	-	0,6,6	-	-	-		
85	OHX	1	3957	-	0,6,6	-	-	-		
85	OHX	2	2066	-	0,6,6	-	-	-		
85	OHX	1	4020	-	0,6,6	-	-	-		
85	OHX	1	3942	-	0,6,6	-	-	-		
85	OHX	3	215	-	0,6,6	-	-	-		
85	OHX	6	2038	-	0,6,6	-	-	-		
85	OHX	5	3899	-	0,6,6	-	-	-		
85	OHX	5	4063	-	0,6,6	-	-	-		
85	OHX	1	3913	-	0,6,6	-	-	-		
85	OHX	1	3813	-	0,6,6	-	-	-		
85	OHX	1	3768	-	0,6,6	-	-	-		
85	OHX	3	217	-	0,6,6	-	-	-		
85	OHX	4	221	-	0,6,6	-	-	-		
85	OHX	1	3782	-	0,6,6	-	-	-		
85	OHX	6	2045	-	0,6,6	-	-	-		
85	OHX	1	3922	-	0,6,6	-	-	-		

Mol	Type	Chain	Res	Link	Bond lengths			Bond angles		
					Counts	RMSZ	# Z > 2	Counts	RMSZ	# Z > 2
85	OHX	5	3875	-	0,6,6	-	-	-		
85	OHX	1	3733	-	0,6,6	-	-	-		
85	OHX	1	3735	-	0,6,6	-	-	-		
85	OHX	6	2051	-	0,6,6	-	-	-		
85	OHX	5	3898	-	0,6,6	-	-	-		
85	OHX	5	4022	-	0,6,6	-	-	-		
85	OHX	5	4068	-	0,6,6	-	-	-		
85	OHX	6	2132	-	0,6,6	-	-	-		
85	OHX	1	3820	-	0,6,6	-	-	-		
85	OHX	2	2030	-	0,6,6	-	-	-		
85	OHX	6	2049	-	0,6,6	-	-	-		
85	OHX	8	221	-	0,6,6	-	-	-		
85	OHX	2	2026	-	0,6,6	-	-	-		
85	OHX	1	3889	-	0,6,6	-	-	-		
85	OHX	5	3974	-	0,6,6	-	-	-		
85	OHX	2	1989	-	0,6,6	-	-	-		
85	OHX	2	2016	-	0,6,6	-	-	-		
85	OHX	5	3986	-	0,6,6	-	-	-		
85	OHX	6	2009	-	0,6,6	-	-	-		
85	OHX	2	2111	-	0,6,6	-	-	-		
85	OHX	1	3734	-	0,6,6	-	-	-		
85	OHX	6	2039	-	0,6,6	-	-	-		
85	OHX	M9	201	-	0,6,6	-	-	-		
85	OHX	1	3800	-	0,6,6	-	-	-		
85	OHX	1	3894	-	0,6,6	-	-	-		
85	OHX	c5	201	-	0,6,6	-	-	-		
85	OHX	1	3794	-	0,6,6	-	-	-		
85	OHX	2	2008	-	0,6,6	-	-	-		
85	OHX	5	3813	-	0,6,6	-	-	-		
85	OHX	6	2104	-	0,6,6	-	-	-		
85	OHX	N1	201	-	0,6,6	-	-	-		
85	OHX	2	2039	-	0,6,6	-	-	-		
85	OHX	5	3949	-	0,6,6	-	-	-		
85	OHX	5	3989	-	0,6,6	-	-	-		
85	OHX	5	3829	-	0,6,6	-	-	-		
85	OHX	5	4046	-	0,6,6	-	-	-		
85	OHX	5	3792	-	0,6,6	-	-	-		
85	OHX	4	223	-	0,6,6	-	-	-		
85	OHX	6	2024	-	0,6,6	-	-	-		
85	OHX	2	2118	-	0,6,6	-	-	-		
85	OHX	1	3885	-	0,6,6	-	-	-		
85	OHX	2	2071	-	0,6,6	-	-	-		
85	OHX	6	2075	-	0,6,6	-	-	-		

Mol	Type	Chain	Res	Link	Bond lengths			Bond angles		
					Counts	RMSZ	# Z > 2	Counts	RMSZ	# Z > 2
85	OHX	1	3925	-	0,6,6	-	-	-		
85	OHX	5	3783	-	0,6,6	-	-	-		
85	OHX	S6	301	-	0,6,6	-	-	-		
85	OHX	5	3980	-	0,6,6	-	-	-		
85	OHX	6	2021	-	0,6,6	-	-	-		
85	OHX	2	2103	-	0,6,6	-	-	-		
85	OHX	2	2105	-	0,6,6	-	-	-		
85	OHX	5	3794	-	0,6,6	-	-	-		
85	OHX	6	2037	-	0,6,6	-	-	-		
85	OHX	5	3786	-	0,6,6	-	-	-		
85	OHX	5	3873	-	0,6,6	-	-	-		
85	OHX	5	3750	-	0,6,6	-	-	-		
85	OHX	L3	402	-	0,6,6	-	-	-		
85	OHX	6	2012	-	0,6,6	-	-	-		
85	OHX	1	3771	-	0,6,6	-	-	-		
85	OHX	5	3807	-	0,6,6	-	-	-		
85	OHX	5	3894	-	0,6,6	-	-	-		
85	OHX	1	3898	-	0,6,6	-	-	-		
85	OHX	6	2124	-	0,6,6	-	-	-		
85	OHX	1	3745	-	0,6,6	-	-	-		
85	OHX	5	3796	-	0,6,6	-	-	-		
85	OHX	1	3932	-	0,6,6	-	-	-		
85	OHX	6	2046	-	0,6,6	-	-	-		
85	OHX	1	3980	-	0,6,6	-	-	-		
85	OHX	8	214	-	0,6,6	-	-	-		
85	OHX	1	4026	-	0,6,6	-	-	-		
85	OHX	2	2088	-	0,6,6	-	-	-		
85	OHX	1	3821	-	0,6,6	-	-	-		
85	OHX	6	2073	-	0,6,6	-	-	-		
85	OHX	1	3982	-	0,6,6	-	-	-		
85	OHX	8	213	-	0,6,6	-	-	-		
85	OHX	5	4058	-	0,6,6	-	-	-		
85	OHX	6	2063	-	0,6,6	-	-	-		
85	OHX	1	3977	-	0,6,6	-	-	-		
85	OHX	1	3944	-	0,6,6	-	-	-		
85	OHX	2	2113	-	0,6,6	-	-	-		
85	OHX	1	4027	-	0,6,6	-	-	-		
85	OHX	5	3929	-	0,6,6	-	-	-		
85	OHX	5	3853	-	0,6,6	-	-	-		
85	OHX	1	3886	-	0,6,6	-	-	-		
85	OHX	1	3764	-	0,6,6	-	-	-		
85	OHX	5	3757	-	0,6,6	-	-	-		
85	OHX	1	3746	-	0,6,6	-	-	-		

Mol	Type	Chain	Res	Link	Bond lengths			Bond angles		
					Counts	RMSZ	# Z > 2	Counts	RMSZ	# Z > 2
85	OHX	1	3791	-	0,6,6	-	-	-		
85	OHX	1	3831	-	0,6,6	-	-	-		
85	OHX	6	2102	-	0,6,6	-	-	-		
85	OHX	5	3744	-	0,6,6	-	-	-		
85	OHX	5	3997	-	0,6,6	-	-	-		
85	OHX	2	2080	-	0,6,6	-	-	-		
85	OHX	2	2007	-	0,6,6	-	-	-		
85	OHX	5	3827	-	0,6,6	-	-	-		
85	OHX	5	4038	-	0,6,6	-	-	-		
85	OHX	5	3996	-	0,6,6	-	-	-		
85	OHX	5	3965	-	0,6,6	-	-	-		
85	OHX	2	1991	-	0,6,6	-	-	-		
85	OHX	6	2015	-	0,6,6	-	-	-		
85	OHX	1	3833	-	0,6,6	-	-	-		
85	OHX	n9	102	-	0,6,6	-	-	-		
85	OHX	1	3899	-	0,6,6	-	-	-		
85	OHX	6	2130	-	0,6,6	-	-	-		
85	OHX	1	3853	-	0,6,6	-	-	-		
85	OHX	1	3972	-	0,6,6	-	-	-		
85	OHX	1	3983	-	0,6,6	-	-	-		
85	OHX	5	3834	-	0,6,6	-	-	-		
85	OHX	1	3905	-	0,6,6	-	-	-		
85	OHX	5	3909	-	0,6,6	-	-	-		
85	OHX	5	3884	-	0,6,6	-	-	-		
85	OHX	1	3900	-	0,6,6	-	-	-		
85	OHX	6	2123	-	0,6,6	-	-	-		
85	OHX	2	2001	-	0,6,6	-	-	-		
85	OHX	6	2040	-	0,6,6	-	-	-		
85	OHX	5	3912	-	0,6,6	-	-	-		
85	OHX	6	2142	-	0,6,6	-	-	-		
85	OHX	1	3854	-	0,6,6	-	-	-		
85	OHX	1	3926	-	0,6,6	-	-	-		
85	OHX	6	2105	-	0,6,6	-	-	-		
85	OHX	2	2029	-	0,6,6	-	-	-		
85	OHX	1	4003	-	0,6,6	-	-	-		
85	OHX	6	2108	-	0,6,6	-	-	-		
85	OHX	5	3987	-	0,6,6	-	-	-		
85	OHX	1	3741	-	0,6,6	-	-	-		
85	OHX	5	3959	-	0,6,6	-	-	-		
85	OHX	2	1993	-	0,6,6	-	-	-		
85	OHX	1	3775	-	0,6,6	-	-	-		
85	OHX	1	3901	-	0,6,6	-	-	-		
85	OHX	2	1999	-	0,6,6	-	-	-		

Mol	Type	Chain	Res	Link	Bond lengths			Bond angles		
					Counts	RMSZ	# Z > 2	Counts	RMSZ	# Z > 2
85	OHX	6	2079	-	0,6,6	-	-	-		
85	OHX	1	3792	-	0,6,6	-	-	-		
85	OHX	6	2096	-	0,6,6	-	-	-		
85	OHX	6	2122	-	0,6,6	-	-	-		
85	OHX	1	4021	-	0,6,6	-	-	-		
85	OHX	5	3878	-	0,6,6	-	-	-		
85	OHX	5	4055	-	0,6,6	-	-	-		
85	OHX	6	2017	-	0,6,6	-	-	-		
85	OHX	1	3728	-	0,6,6	-	-	-		
85	OHX	1	3816	-	0,6,6	-	-	-		
85	OHX	6	2013	-	0,6,6	-	-	-		
85	OHX	5	3754	-	0,6,6	-	-	-		
85	OHX	6	2026	-	0,6,6	-	-	-		
85	OHX	1	3949	-	0,6,6	-	-	-		
85	OHX	5	3860	-	0,6,6	-	-	-		
85	OHX	1	3839	-	0,6,6	-	-	-		
85	OHX	5	3890	-	0,6,6	-	-	-		
85	OHX	1	3995	-	0,6,6	-	-	-		
85	OHX	1	3840	-	0,6,6	-	-	-		
85	OHX	5	4000	-	0,6,6	-	-	-		
85	OHX	3	210	-	0,6,6	-	-	-		
85	OHX	2	2011	-	0,6,6	-	-	-		
85	OHX	3	211	-	0,6,6	-	-	-		
85	OHX	5	3975	-	0,6,6	-	-	-		
85	OHX	2	2038	-	0,6,6	-	-	-		
85	OHX	1	3784	-	0,6,6	-	-	-		
85	OHX	6	2081	-	0,6,6	-	-	-		
85	OHX	2	2082	-	0,6,6	-	-	-		
85	OHX	5	3759	-	0,6,6	-	-	-		
85	OHX	5	3865	-	0,6,6	-	-	-		
85	OHX	1	3807	-	0,6,6	-	-	-		
85	OHX	1	3811	-	0,6,6	-	-	-		
85	OHX	1	3835	-	0,6,6	-	-	-		
85	OHX	1	3943	-	0,6,6	-	-	-		
85	OHX	4	218	-	0,6,6	-	-	-		
85	OHX	2	2081	-	0,6,6	-	-	-		
85	OHX	1	3778	-	0,6,6	-	-	-		
85	OHX	5	3979	-	0,6,6	-	-	-		
85	OHX	1	3984	-	0,6,6	-	-	-		
85	OHX	1	4038	-	0,6,6	-	-	-		
85	OHX	1	3801	-	0,6,6	-	-	-		
85	OHX	6	2088	-	0,6,6	-	-	-		
85	OHX	1	3732	-	0,6,6	-	-	-		

Mol	Type	Chain	Res	Link	Bond lengths			Bond angles		
					Counts	RMSZ	# Z > 2	Counts	RMSZ	# Z > 2
85	OHX	6	2094	-	0,6,6	-	-	-		
85	OHX	5	3941	-	0,6,6	-	-	-		
85	OHX	5	3905	-	0,6,6	-	-	-		
85	OHX	6	2056	-	0,6,6	-	-	-		
85	OHX	5	3859	-	0,6,6	-	-	-		
85	OHX	5	4027	-	0,6,6	-	-	-		
85	OHX	1	3865	-	0,6,6	-	-	-		
85	OHX	1	4001	-	0,6,6	-	-	-		
85	OHX	2	2018	-	0,6,6	-	-	-		
85	OHX	5	3760	-	0,6,6	-	-	-		
85	OHX	2	2092	-	0,6,6	-	-	-		
85	OHX	1	3834	-	0,6,6	-	-	-		
85	OHX	13	406	-	0,6,6	-	-	-		
85	OHX	5	3984	-	0,6,6	-	-	-		
85	OHX	4	222	-	0,6,6	-	-	-		
85	OHX	7	215	-	0,6,6	-	-	-		
85	OHX	5	4030	-	0,6,6	-	-	-		
85	OHX	5	4024	-	0,6,6	-	-	-		
85	OHX	5	3948	-	0,6,6	-	-	-		
85	OHX	1	3904	-	0,6,6	-	-	-		
85	OHX	6	2042	-	0,6,6	-	-	-		
85	OHX	5	3919	-	0,6,6	-	-	-		
85	OHX	1	4016	-	0,6,6	-	-	-		
85	OHX	7	217	-	0,6,6	-	-	-		
85	OHX	6	2144	-	0,6,6	-	-	-		
85	OHX	6	2010	-	0,6,6	-	-	-		
85	OHX	5	4070	-	0,6,6	-	-	-		
85	OHX	5	3810	-	0,6,6	-	-	-		
85	OHX	5	3876	-	0,6,6	-	-	-		
85	OHX	6	2070	-	0,6,6	-	-	-		
85	OHX	6	2113	-	0,6,6	-	-	-		
85	OHX	2	1987	-	0,6,6	-	-	-		
85	OHX	6	2052	-	0,6,6	-	-	-		
85	OHX	5	3855	-	0,6,6	-	-	-		
85	OHX	5	3916	-	0,6,6	-	-	-		
85	OHX	1	3856	-	0,6,6	-	-	-		
85	OHX	5	3745	-	0,6,6	-	-	-		
85	OHX	5	3803	-	0,6,6	-	-	-		
85	OHX	1	3802	-	0,6,6	-	-	-		
85	OHX	1	3979	-	0,6,6	-	-	-		
85	OHX	1	3786	-	0,6,6	-	-	-		
85	OHX	6	2134	-	0,6,6	-	-	-		
85	OHX	5	3748	-	0,6,6	-	-	-		

Mol	Type	Chain	Res	Link	Bond lengths			Bond angles		
					Counts	RMSZ	# Z > 2	Counts	RMSZ	# Z > 2
85	OHX	6	2150	-	0,6,6	-	-	-		
85	OHX	2	2002	-	0,6,6	-	-	-		
85	OHX	5	3977	-	0,6,6	-	-	-		
85	OHX	6	2125	-	0,6,6	-	-	-		
85	OHX	5	3766	-	0,6,6	-	-	-		
85	OHX	6	2057	-	0,6,6	-	-	-		
85	OHX	1	3992	-	0,6,6	-	-	-		
85	OHX	5	3816	-	0,6,6	-	-	-		
85	OHX	5	3856	-	0,6,6	-	-	-		
85	OHX	5	3902	-	0,6,6	-	-	-		
85	OHX	1	3830	-	0,6,6	-	-	-		
85	OHX	1	3966	-	0,6,6	-	-	-		
85	OHX	5	4051	-	0,6,6	-	-	-		
85	OHX	n3	202	-	0,6,6	-	-	-		
85	OHX	6	2155	-	0,6,6	-	-	-		
85	OHX	5	3780	-	0,6,6	-	-	-		
85	OHX	6	2157	-	0,6,6	-	-	-		
85	OHX	7	220	-	0,6,6	-	-	-		
85	OHX	5	3968	-	0,6,6	-	-	-		
85	OHX	5	3901	-	0,6,6	-	-	-		
85	OHX	1	3748	-	0,6,6	-	-	-		
85	OHX	6	2114	-	0,6,6	-	-	-		
85	OHX	5	4006	-	0,6,6	-	-	-		
85	OHX	5	3952	-	0,6,6	-	-	-		
85	OHX	5	3927	-	0,6,6	-	-	-		
85	OHX	6	2091	-	0,6,6	-	-	-		
85	OHX	1	4029	-	0,6,6	-	-	-		
85	OHX	2	2100	-	0,6,6	-	-	-		
85	OHX	4	219	-	0,6,6	-	-	-		
85	OHX	5	3943	-	0,6,6	-	-	-		
85	OHX	5	3947	-	0,6,6	-	-	-		
85	OHX	5	3918	-	0,6,6	-	-	-		
85	OHX	1	3825	-	0,6,6	-	-	-		
85	OHX	1	3852	-	0,6,6	-	-	-		
85	OHX	5	3951	-	0,6,6	-	-	-		
85	OHX	2	2068	-	0,6,6	-	-	-		
85	OHX	5	4023	-	0,6,6	-	-	-		
85	OHX	8	223	-	0,6,6	-	-	-		
85	OHX	2	2072	-	0,6,6	-	-	-		
85	OHX	5	3900	-	0,6,6	-	-	-		
85	OHX	1	3963	-	0,6,6	-	-	-		
85	OHX	6	2115	-	0,6,6	-	-	-		
85	OHX	5	3934	-	0,6,6	-	-	-		

Mol	Type	Chain	Res	Link	Bond lengths			Bond angles		
					Counts	RMSZ	# Z > 2	Counts	RMSZ	# Z > 2
85	OHX	1	3814	-	0,6,6	-	-	-		
85	OHX	5	3917	-	0,6,6	-	-	-		
85	OHX	6	2145	-	0,6,6	-	-	-		
85	OHX	2	1984	-	0,6,6	-	-	-		
85	OHX	2	2040	-	0,6,6	-	-	-		
85	OHX	1	3793	-	0,6,6	-	-	-		
85	OHX	1	4035	-	0,6,6	-	-	-		
85	OHX	5	3762	-	0,6,6	-	-	-		
85	OHX	8	216	-	0,6,6	-	-	-		
85	OHX	2	2099	-	0,6,6	-	-	-		
85	OHX	6	2133	-	0,6,6	-	-	-		
85	OHX	1	3951	-	0,6,6	-	-	-		
85	OHX	5	3892	-	0,6,6	-	-	-		
85	OHX	m5	304	-	0,6,6	-	-	-		
85	OHX	5	3837	-	0,6,6	-	-	-		
85	OHX	6	2061	-	0,6,6	-	-	-		
85	OHX	1	3893	-	0,6,6	-	-	-		
85	OHX	1	3919	-	0,6,6	-	-	-		
85	OHX	4	231	-	0,6,6	-	-	-		
85	OHX	2	2055	-	0,6,6	-	-	-		
85	OHX	6	2011	-	0,6,6	-	-	-		
85	OHX	2	2061	-	0,6,6	-	-	-		
85	OHX	1	3910	-	0,6,6	-	-	-		
85	OHX	5	3806	-	0,6,6	-	-	-		
85	OHX	5	4045	-	0,6,6	-	-	-		
85	OHX	2	2009	-	0,6,6	-	-	-		
85	OHX	5	4049	-	0,6,6	-	-	-		
85	OHX	6	2126	-	0,6,6	-	-	-		
85	OHX	l5	301	-	0,6,6	-	-	-		
85	OHX	6	2110	-	0,6,6	-	-	-		
85	OHX	1	4030	-	0,6,6	-	-	-		
85	OHX	2	2097	-	0,6,6	-	-	-		
85	OHX	5	3985	-	0,6,6	-	-	-		
85	OHX	1	3837	-	0,6,6	-	-	-		
85	OHX	2	2104	-	0,6,6	-	-	-		
85	OHX	5	3787	-	0,6,6	-	-	-		
85	OHX	5	3768	-	0,6,6	-	-	-		
85	OHX	1	4032	-	0,6,6	-	-	-		
85	OHX	6	2117	-	0,6,6	-	-	-		
85	OHX	5	3870	-	0,6,6	-	-	-		
85	OHX	6	2034	-	0,6,6	-	-	-		
85	OHX	1	3812	-	0,6,6	-	-	-		
85	OHX	4	215	-	0,6,6	-	-	-		

Mol	Type	Chain	Res	Link	Bond lengths			Bond angles		
					Counts	RMSZ	# Z > 2	Counts	RMSZ	# Z > 2
85	OHX	4	229	-	0,6,6	-	-	-		
85	OHX	5	3953	-	0,6,6	-	-	-		
85	OHX	1	3878	-	0,6,6	-	-	-		
85	OHX	5	3924	-	0,6,6	-	-	-		
85	OHX	6	2156	-	0,6,6	-	-	-		
85	OHX	2	2062	-	0,6,6	-	-	-		
85	OHX	1	3881	-	0,6,6	-	-	-		
85	OHX	3	219	-	0,6,6	-	-	-		
85	OHX	5	3795	-	0,6,6	-	-	-		
85	OHX	5	4054	-	0,6,6	-	-	-		
85	OHX	6	2033	-	0,6,6	-	-	-		
85	OHX	2	1992	-	0,6,6	-	-	-		
85	OHX	6	2074	-	0,6,6	-	-	-		
85	OHX	7	211	-	0,6,6	-	-	-		
85	OHX	1	3842	-	0,6,6	-	-	-		
85	OHX	2	2043	-	0,6,6	-	-	-		
85	OHX	2	2033	-	0,6,6	-	-	-		
85	OHX	5	3802	-	0,6,6	-	-	-		
85	OHX	6	2154	-	0,6,6	-	-	-		
85	OHX	6	2082	-	0,6,6	-	-	-		
85	OHX	8	218	-	0,6,6	-	-	-		
85	OHX	1	3774	-	0,6,6	-	-	-		
85	OHX	2	2064	-	0,6,6	-	-	-		
85	OHX	1	3936	-	0,6,6	-	-	-		
85	OHX	5	3973	-	0,6,6	-	-	-		
85	OHX	1	3909	-	0,6,6	-	-	-		
85	OHX	2	2108	-	0,6,6	-	-	-		
85	OHX	5	3950	-	0,6,6	-	-	-		
85	OHX	5	3946	-	0,6,6	-	-	-		
85	OHX	5	3747	-	0,6,6	-	-	-		
85	OHX	2	2023	-	0,6,6	-	-	-		
85	OHX	1	3766	-	0,6,6	-	-	-		
85	OHX	6	2048	-	0,6,6	-	-	-		
85	OHX	5	3939	-	0,6,6	-	-	-		
85	OHX	5	3994	-	0,6,6	-	-	-		
85	OHX	5	3828	-	0,6,6	-	-	-		
85	OHX	5	3770	-	0,6,6	-	-	-		
85	OHX	1	3826	-	0,6,6	-	-	-		
85	OHX	1	3947	-	0,6,6	-	-	-		
85	OHX	1	4019	-	0,6,6	-	-	-		
85	OHX	5	3926	-	0,6,6	-	-	-		
85	OHX	5	4064	-	0,6,6	-	-	-		
85	OHX	8	222	-	0,6,6	-	-	-		

Mol	Type	Chain	Res	Link	Bond lengths			Bond angles		
					Counts	RMSZ	# Z > 2	Counts	RMSZ	# Z > 2
85	OHX	o9	101	-	0,6,6	-	-	-		
85	OHX	5	4062	-	0,6,6	-	-	-		
85	OHX	2	2093	-	0,6,6	-	-	-		
85	OHX	2	2095	-	0,6,6	-	-	-		
85	OHX	1	3920	-	0,6,6	-	-	-		
85	OHX	1	3828	-	0,6,6	-	-	-		
85	OHX	2	2013	-	0,6,6	-	-	-		
85	OHX	6	2020	-	0,6,6	-	-	-		
85	OHX	6	2151	-	0,6,6	-	-	-		
85	OHX	5	3935	-	0,6,6	-	-	-		
85	OHX	5	3818	-	0,6,6	-	-	-		
85	OHX	1	4018	-	0,6,6	-	-	-		
85	OHX	5	3976	-	0,6,6	-	-	-		
85	OHX	1	3790	-	0,6,6	-	-	-		
85	OHX	1	3960	-	0,6,6	-	-	-		
85	OHX	1	3849	-	0,6,6	-	-	-		
85	OHX	2	2102	-	0,6,6	-	-	-		
85	OHX	6	2116	-	0,6,6	-	-	-		
85	OHX	5	4019	-	0,6,6	-	-	-		
85	OHX	5	4021	-	0,6,6	-	-	-		
85	OHX	6	2018	-	0,6,6	-	-	-		
85	OHX	5	3938	-	0,6,6	-	-	-		
85	OHX	1	4009	-	0,6,6	-	-	-		
85	OHX	1	3879	-	0,6,6	-	-	-		
85	OHX	2	2017	-	0,6,6	-	-	-		
85	OHX	5	3920	-	0,6,6	-	-	-		
85	OHX	1	3841	-	0,6,6	-	-	-		
85	OHX	2	2014	-	0,6,6	-	-	-		
85	OHX	1	3803	-	0,6,6	-	-	-		
85	OHX	1	3757	-	0,6,6	-	-	-		
85	OHX	1	3985	-	0,6,6	-	-	-		
85	OHX	1	3970	-	0,6,6	-	-	-		
85	OHX	M7	205	-	0,6,6	-	-	-		
85	OHX	6	2120	-	0,6,6	-	-	-		
85	OHX	5	3907	-	0,6,6	-	-	-		
85	OHX	5	4002	-	0,6,6	-	-	-		
85	OHX	1	3975	-	0,6,6	-	-	-		
85	OHX	1	3864	-	0,6,6	-	-	-		
85	OHX	2	2025	-	0,6,6	-	-	-		
85	OHX	1	3906	-	0,6,6	-	-	-		
85	OHX	5	3847	-	0,6,6	-	-	-		
85	OHX	C3	201	-	0,6,6	-	-	-		
85	OHX	6	2109	-	0,6,6	-	-	-		

Mol	Type	Chain	Res	Link	Bond lengths			Bond angles		
					Counts	RMSZ	# Z > 2	Counts	RMSZ	# Z > 2
85	OHX	6	2137	-	0,6,6	-	-	-	-	-
85	OHX	5	3815	-	0,6,6	-	-	-	-	-
85	OHX	n3	203	-	0,6,6	-	-	-	-	-
85	OHX	5	3880	-	0,6,6	-	-	-	-	-
85	OHX	5	4053	-	0,6,6	-	-	-	-	-
85	OHX	c3	201	-	0,6,6	-	-	-	-	-
85	OHX	6	2083	-	0,6,6	-	-	-	-	-
85	OHX	1	3896	-	0,6,6	-	-	-	-	-
85	OHX	1	3806	-	0,6,6	-	-	-	-	-
85	OHX	6	2146	-	0,6,6	-	-	-	-	-
85	OHX	5	4036	-	0,6,6	-	-	-	-	-
85	OHX	1	3895	-	0,6,6	-	-	-	-	-
85	OHX	1	4034	-	0,6,6	-	-	-	-	-
85	OHX	2	2087	-	0,6,6	-	-	-	-	-
85	OHX	6	2032	-	0,6,6	-	-	-	-	-
85	OHX	Q2	503	-	0,6,6	-	-	-	-	-
85	OHX	2	1990	-	0,6,6	-	-	-	-	-
85	OHX	1	3915	-	0,6,6	-	-	-	-	-
85	OHX	1	3973	-	0,6,6	-	-	-	-	-
85	OHX	6	2093	-	0,6,6	-	-	-	-	-
85	OHX	C5	201	-	0,6,6	-	-	-	-	-
85	OHX	1	3872	-	0,6,6	-	-	-	-	-
85	OHX	5	3781	-	0,6,6	-	-	-	-	-
85	OHX	4	225	-	0,6,6	-	-	-	-	-
85	OHX	2	2041	-	0,6,6	-	-	-	-	-
85	OHX	2	2050	-	0,6,6	-	-	-	-	-
85	OHX	5	3842	-	0,6,6	-	-	-	-	-
85	OHX	5	4016	-	0,6,6	-	-	-	-	-
85	OHX	5	3882	-	0,6,6	-	-	-	-	-
85	OHX	1	3937	-	0,6,6	-	-	-	-	-
85	OHX	5	4034	-	0,6,6	-	-	-	-	-
85	OHX	5	3913	-	0,6,6	-	-	-	-	-
85	OHX	O7	104	-	0,6,6	-	-	-	-	-
85	OHX	1	3727	-	0,6,6	-	-	-	-	-
85	OHX	M6	202	-	0,6,6	-	-	-	-	-
85	OHX	2	2035	-	0,6,6	-	-	-	-	-
85	OHX	1	3880	-	0,6,6	-	-	-	-	-
85	OHX	1	3941	-	0,6,6	-	-	-	-	-
85	OHX	5	3908	-	0,6,6	-	-	-	-	-
85	OHX	5	4025	-	0,6,6	-	-	-	-	-
85	OHX	1	3876	-	0,6,6	-	-	-	-	-
85	OHX	2	2056	-	0,6,6	-	-	-	-	-
85	OHX	1	3869	-	0,6,6	-	-	-	-	-

Mol	Type	Chain	Res	Link	Bond lengths			Bond angles		
					Counts	RMSZ	# Z > 2	Counts	RMSZ	# Z > 2
85	OHX	1	3804	-	0,6,6	-	-	-		
85	OHX	4	226	-	0,6,6	-	-	-		
85	OHX	1	3916	-	0,6,6	-	-	-		
85	OHX	1	3998	-	0,6,6	-	-	-		
85	OHX	3	214	-	0,6,6	-	-	-		
85	OHX	5	3791	-	0,6,6	-	-	-		
85	OHX	5	3911	-	0,6,6	-	-	-		
85	OHX	5	3960	-	0,6,6	-	-	-		
85	OHX	1	3823	-	0,6,6	-	-	-		
85	OHX	2	2117	-	0,6,6	-	-	-		
85	OHX	6	2025	-	0,6,6	-	-	-		
85	OHX	1	3736	-	0,6,6	-	-	-		
85	OHX	2	2065	-	0,6,6	-	-	-		
85	OHX	1	3954	-	0,6,6	-	-	-		
85	OHX	5	3755	-	0,6,6	-	-	-		
85	OHX	5	3771	-	0,6,6	-	-	-		
85	OHX	6	2139	-	0,6,6	-	-	-		
85	OHX	6	2023	-	0,6,6	-	-	-		
85	OHX	5	3862	-	0,6,6	-	-	-		
85	OHX	6	2112	-	0,6,6	-	-	-		
85	OHX	6	2055	-	0,6,6	-	-	-		
85	OHX	5	3967	-	0,6,6	-	-	-		
85	OHX	1	3754	-	0,6,6	-	-	-		
85	OHX	1	3965	-	0,6,6	-	-	-		
85	OHX	N9	101	-	0,6,6	-	-	-		
85	OHX	5	3765	-	0,6,6	-	-	-		
85	OHX	5	3749	-	0,6,6	-	-	-		
85	OHX	1	4006	-	0,6,6	-	-	-		
85	OHX	5	3769	-	0,6,6	-	-	-		
85	OHX	6	2097	-	0,6,6	-	-	-		
85	OHX	1	3912	-	0,6,6	-	-	-		
85	OHX	5	3773	-	0,6,6	-	-	-		
85	OHX	5	3982	-	0,6,6	-	-	-		
85	OHX	1	3863	-	0,6,6	-	-	-		
85	OHX	1	3755	-	0,6,6	-	-	-		
85	OHX	5	4009	-	0,6,6	-	-	-		
85	OHX	1	3964	-	0,6,6	-	-	-		
85	OHX	1	3935	-	0,6,6	-	-	-		
85	OHX	5	3937	-	0,6,6	-	-	-		
85	OHX	6	2090	-	0,6,6	-	-	-		
85	OHX	5	3797	-	0,6,6	-	-	-		
85	OHX	5	3963	-	0,6,6	-	-	-		
85	OHX	5	3852	-	0,6,6	-	-	-		

Mol	Type	Chain	Res	Link	Bond lengths			Bond angles		
					Counts	RMSZ	# Z > 2	Counts	RMSZ	# Z > 2
85	OHX	5	3903	-	0,6,6	-	-	-		
85	OHX	1	3773	-	0,6,6	-	-	-		
85	OHX	5	3814	-	0,6,6	-	-	-		
87	ANM	1	3401	-	20,20,20	2.93	9 (45%)	22,27,27	2.80	10 (45%)
85	OHX	6	2029	-	0,6,6	-	-	-		
85	OHX	1	3924	-	0,6,6	-	-	-		
85	OHX	5	3888	-	0,6,6	-	-	-		
85	OHX	2	1983	-	0,6,6	-	-	-		
85	OHX	1	3796	-	0,6,6	-	-	-		
85	OHX	1	3956	-	0,6,6	-	-	-		
85	OHX	6	2016	-	0,6,6	-	-	-		
85	OHX	1	3762	-	0,6,6	-	-	-		
85	OHX	6	2047	-	0,6,6	-	-	-		
85	OHX	5	3887	-	0,6,6	-	-	-		
85	OHX	6	2101	-	0,6,6	-	-	-		
85	OHX	1	3751	-	0,6,6	-	-	-		
85	OHX	2	2085	-	0,6,6	-	-	-		
85	OHX	2	2047	-	0,6,6	-	-	-		
85	OHX	1	3860	-	0,6,6	-	-	-		
85	OHX	1	3969	-	0,6,6	-	-	-		
85	OHX	2	2078	-	0,6,6	-	-	-		
85	OHX	5	4032	-	0,6,6	-	-	-		
85	OHX	1	3744	-	0,6,6	-	-	-		
85	OHX	2	2053	-	0,6,6	-	-	-		
85	OHX	5	4026	-	0,6,6	-	-	-		
85	OHX	6	2127	-	0,6,6	-	-	-		
85	OHX	6	2119	-	0,6,6	-	-	-		
85	OHX	2	1996	-	0,6,6	-	-	-		
85	OHX	3	213	-	0,6,6	-	-	-		
85	OHX	3	218	-	0,6,6	-	-	-		
85	OHX	5	3767	-	0,6,6	-	-	-		
85	OHX	5	3868	-	0,6,6	-	-	-		
85	OHX	5	3978	-	0,6,6	-	-	-		
85	OHX	2	2067	-	0,6,6	-	-	-		
85	OHX	1	3997	-	0,6,6	-	-	-		
85	OHX	1	4014	-	0,6,6	-	-	-		
85	OHX	5	3954	-	0,6,6	-	-	-		
85	OHX	5	4033	-	0,6,6	-	-	-		
85	OHX	1	3883	-	0,6,6	-	-	-		
85	OHX	2	2110	-	0,6,6	-	-	-		
85	OHX	2	2086	-	0,6,6	-	-	-		
85	OHX	5	3756	-	0,6,6	-	-	-		
85	OHX	6	2066	-	0,6,6	-	-	-		

Mol	Type	Chain	Res	Link	Bond lengths			Bond angles		
					Counts	RMSZ	# Z > 2	Counts	RMSZ	# Z > 2
85	OHX	1	4025	-	0,6,6	-	-	-		
85	OHX	5	3869	-	0,6,6	-	-	-		
85	OHX	13	408	-	0,6,6	-	-	-		
85	OHX	2	2032	-	0,6,6	-	-	-		
85	OHX	2	2109	-	0,6,6	-	-	-		
85	OHX	O7	105	-	0,6,6	-	-	-		
85	OHX	5	3825	-	0,6,6	-	-	-		
85	OHX	5	3896	-	0,6,6	-	-	-		
85	OHX	2	2083	-	0,6,6	-	-	-		
85	OHX	1	3780	-	0,6,6	-	-	-		
85	OHX	1	4033	-	0,6,6	-	-	-		
85	OHX	5	3840	-	0,6,6	-	-	-		
85	OHX	m5	305	-	0,6,6	-	-	-		
85	OHX	5	3752	-	0,6,6	-	-	-		
85	OHX	1	3743	-	0,6,6	-	-	-		
85	OHX	4	224	-	0,6,6	-	-	-		
85	OHX	2	2003	-	0,6,6	-	-	-		
85	OHX	1	3875	-	0,6,6	-	-	-		
85	OHX	1	3967	-	0,6,6	-	-	-		
85	OHX	2	2063	-	0,6,6	-	-	-		
85	OHX	1	3940	-	0,6,6	-	-	-		
85	OHX	6	2071	-	0,6,6	-	-	-		
85	OHX	5	3863	-	0,6,6	-	-	-		
85	OHX	2	2089	-	0,6,6	-	-	-		
85	OHX	2	2054	-	0,6,6	-	-	-		
85	OHX	1	3738	-	0,6,6	-	-	-		
85	OHX	1	3843	-	0,6,6	-	-	-		
85	OHX	6	2152	-	0,6,6	-	-	-		
85	OHX	5	3811	-	0,6,6	-	-	-		
85	OHX	m0	301	-	0,6,6	-	-	-		
85	OHX	1	4037	-	0,6,6	-	-	-		
85	OHX	s8	302	-	0,6,6	-	-	-		
85	OHX	5	3942	-	0,6,6	-	-	-		
85	OHX	5	4069	-	0,6,6	-	-	-		
85	OHX	5	4067	-	0,6,6	-	-	-		
85	OHX	m1	202	-	0,6,6	-	-	-		
85	OHX	1	3749	-	0,6,6	-	-	-		
85	OHX	6	2143	-	0,6,6	-	-	-		
85	OHX	7	214	-	0,6,6	-	-	-		
85	OHX	5	3753	-	0,6,6	-	-	-		
85	OHX	6	2103	-	0,6,6	-	-	-		
85	OHX	5	4020	-	0,6,6	-	-	-		
85	OHX	5	3956	-	0,6,6	-	-	-		

Mol	Type	Chain	Res	Link	Bond lengths			Bond angles		
					Counts	RMSZ	# Z > 2	Counts	RMSZ	# Z > 2
85	OHX	5	4031	-	0,6,6	-	-	-		
85	OHX	1	3961	-	0,6,6	-	-	-		
85	OHX	1	3897	-	0,6,6	-	-	-		
85	OHX	1	3810	-	0,6,6	-	-	-		
85	OHX	M5	302	-	0,6,6	-	-	-		
85	OHX	5	3784	-	0,6,6	-	-	-		
85	OHX	5	4065	-	0,6,6	-	-	-		
85	OHX	1	3976	-	0,6,6	-	-	-		
85	OHX	2	2107	-	0,6,6	-	-	-		
85	OHX	1	3857	-	0,6,6	-	-	-		
85	OHX	5	3923	-	0,6,6	-	-	-		
85	OHX	1	3882	-	0,6,6	-	-	-		
85	OHX	1	3772	-	0,6,6	-	-	-		
85	OHX	2	2069	-	0,6,6	-	-	-		
85	OHX	1	3770	-	0,6,6	-	-	-		
85	OHX	1	3887	-	0,6,6	-	-	-		
85	OHX	5	3743	-	0,6,6	-	-	-		
85	OHX	5	3793	-	0,6,6	-	-	-		
85	OHX	1	3777	-	0,6,6	-	-	-		
85	OHX	1	3753	-	0,6,6	-	-	-		
85	OHX	1	3783	-	0,6,6	-	-	-		
85	OHX	5	3925	-	0,6,6	-	-	-		
85	OHX	5	3812	-	0,6,6	-	-	-		
85	OHX	6	2131	-	0,6,6	-	-	-		
85	OHX	1	4004	-	0,6,6	-	-	-		
85	OHX	5	3889	-	0,6,6	-	-	-		
85	OHX	1	3799	-	0,6,6	-	-	-		
85	OHX	1	3931	-	0,6,6	-	-	-		
85	OHX	6	2129	-	0,6,6	-	-	-		
85	OHX	5	3823	-	0,6,6	-	-	-		
85	OHX	2	2045	-	0,6,6	-	-	-		
85	OHX	1	3844	-	0,6,6	-	-	-		
85	OHX	1	4013	-	0,6,6	-	-	-		
85	OHX	6	2106	-	0,6,6	-	-	-		
85	OHX	7	221	-	0,6,6	-	-	-		
85	OHX	14	401	-	0,6,6	-	-	-		
85	OHX	4	230	-	0,6,6	-	-	-		
85	OHX	1	3890	-	0,6,6	-	-	-		
85	OHX	2	2027	-	0,6,6	-	-	-		
85	OHX	1	3726	-	0,6,6	-	-	-		
85	OHX	1	3958	-	0,6,6	-	-	-		
85	OHX	c8	201	-	0,6,6	-	-	-		
85	OHX	1	3737	-	0,6,6	-	-	-		

Mol	Type	Chain	Res	Link	Bond lengths			Bond angles		
					Counts	RMSZ	# Z > 2	Counts	RMSZ	# Z > 2
85	OHX	5	4059	-	0,6,6	-	-	-		
85	OHX	2	2106	-	0,6,6	-	-	-		
85	OHX	1	3819	-	0,6,6	-	-	-		
85	OHX	1	3729	-	0,6,6	-	-	-		
85	OHX	1	4007	-	0,6,6	-	-	-		
85	OHX	SR	401	-	0,6,6	-	-	-		
85	OHX	4	217	-	0,6,6	-	-	-		
85	OHX	5	3906	-	0,6,6	-	-	-		
85	OHX	2	2112	-	0,6,6	-	-	-		
85	OHX	s9	201	-	0,6,6	-	-	-		
85	OHX	5	3846	-	0,6,6	-	-	-		
85	OHX	5	3864	-	0,6,6	-	-	-		
85	OHX	5	3990	-	0,6,6	-	-	-		
85	OHX	5	3777	-	0,6,6	-	-	-		
85	OHX	1	3815	-	0,6,6	-	-	-		
85	OHX	2	2096	-	0,6,6	-	-	-		
85	OHX	6	2149	-	0,6,6	-	-	-		
85	OHX	6	2111	-	0,6,6	-	-	-		
85	OHX	1	3739	-	0,6,6	-	-	-		
85	OHX	5	3836	-	0,6,6	-	-	-		
85	OHX	1	3993	-	0,6,6	-	-	-		
85	OHX	6	2085	-	0,6,6	-	-	-		
85	OHX	1	3740	-	0,6,6	-	-	-		
85	OHX	5	3798	-	0,6,6	-	-	-		
85	OHX	2	2090	-	0,6,6	-	-	-		
85	OHX	1	3939	-	0,6,6	-	-	-		
85	OHX	5	3945	-	0,6,6	-	-	-		
85	OHX	5	3962	-	0,6,6	-	-	-		
85	OHX	6	2076	-	0,6,6	-	-	-		
85	OHX	14	402	-	0,6,6	-	-	-		
85	OHX	5	3910	-	0,6,6	-	-	-		
85	OHX	6	2153	-	0,6,6	-	-	-		
85	OHX	5	4014	-	0,6,6	-	-	-		
85	OHX	1	3871	-	0,6,6	-	-	-		
85	OHX	1	4024	-	0,6,6	-	-	-		
85	OHX	5	3983	-	0,6,6	-	-	-		
85	OHX	5	3824	-	0,6,6	-	-	-		
85	OHX	2	2076	-	0,6,6	-	-	-		
85	OHX	6	2060	-	0,6,6	-	-	-		
85	OHX	1	3930	-	0,6,6	-	-	-		
85	OHX	6	2107	-	0,6,6	-	-	-		
85	OHX	2	2042	-	0,6,6	-	-	-		
85	OHX	5	3789	-	0,6,6	-	-	-		

Mol	Type	Chain	Res	Link	Bond lengths			Bond angles		
					Counts	RMSZ	# Z > 2	Counts	RMSZ	# Z > 2
85	OHX	5	3992	-	0,6,6	-	-	-		
85	OHX	S8	301	-	0,6,6	-	-	-		
85	OHX	1	3884	-	0,6,6	-	-	-		
85	OHX	1	4012	-	0,6,6	-	-	-		
85	OHX	5	3763	-	0,6,6	-	-	-		
85	OHX	2	2060	-	0,6,6	-	-	-		
85	OHX	5	3858	-	0,6,6	-	-	-		
85	OHX	4	220	-	0,6,6	-	-	-		
85	OHX	1	3731	-	0,6,6	-	-	-		
85	OHX	5	3897	-	0,6,6	-	-	-		
85	OHX	2	2114	-	0,6,6	-	-	-		
85	OHX	5	3933	-	0,6,6	-	-	-		
85	OHX	3	216	-	0,6,6	-	-	-		
85	OHX	5	3805	-	0,6,6	-	-	-		
85	OHX	2	2052	-	0,6,6	-	-	-		
85	OHX	5	4005	-	0,6,6	-	-	-		
85	OHX	6	2064	-	0,6,6	-	-	-		
85	OHX	5	3969	-	0,6,6	-	-	-		
85	OHX	5	3800	-	0,6,6	-	-	-		
85	OHX	6	2044	-	0,6,6	-	-	-		
85	OHX	13	407	-	0,6,6	-	-	-		
85	OHX	5	3804	-	0,6,6	-	-	-		
85	OHX	5	3857	-	0,6,6	-	-	-		
85	OHX	2	2036	-	0,6,6	-	-	-		
85	OHX	2	1995	-	0,6,6	-	-	-		
85	OHX	1	3962	-	0,6,6	-	-	-		
85	OHX	6	2077	-	0,6,6	-	-	-		
85	OHX	5	3998	-	0,6,6	-	-	-		
85	OHX	1	3934	-	0,6,6	-	-	-		
85	OHX	2	2119	-	0,6,6	-	-	-		
85	OHX	6	2141	-	0,6,6	-	-	-		
85	OHX	5	4041	-	0,6,6	-	-	-		
85	OHX	5	3838	-	0,6,6	-	-	-		
85	OHX	5	3966	-	0,6,6	-	-	-		
85	OHX	1	3907	-	0,6,6	-	-	-		
85	OHX	5	3867	-	0,6,6	-	-	-		
85	OHX	o7	502	-	0,6,6	-	-	-		
85	OHX	2	2028	-	0,6,6	-	-	-		
85	OHX	6	2121	-	0,6,6	-	-	-		
85	OHX	6	2089	-	0,6,6	-	-	-		
85	OHX	7	218	-	0,6,6	-	-	-		
85	OHX	6	2100	-	0,6,6	-	-	-		
85	OHX	O9	101	-	0,6,6	-	-	-		

Mol	Type	Chain	Res	Link	Bond lengths			Bond angles		
					Counts	RMSZ	# Z > 2	Counts	RMSZ	# Z > 2
85	OHX	5	3819	-	0,6,6	-	-	-		
85	OHX	6	2067	-	0,6,6	-	-	-		
85	OHX	5	4007	36	0,6,6	-	-	-		
85	OHX	1	3829	-	0,6,6	-	-	-		
85	OHX	4	228	-	0,6,6	-	-	-		
85	OHX	6	2092	-	0,6,6	-	-	-		
85	OHX	1	3987	-	0,6,6	-	-	-		
85	OHX	1	3991	-	0,6,6	-	-	-		
85	OHX	1	3838	-	0,6,6	-	-	-		
85	OHX	5	3808	-	0,6,6	-	-	-		
85	OHX	5	4013	-	0,6,6	-	-	-		
85	OHX	1	3981	-	0,6,6	-	-	-		
85	OHX	1	3765	-	0,6,6	-	-	-		
85	OHX	5	4028	-	0,6,6	-	-	-		
85	OHX	6	2135	-	0,6,6	-	-	-		
85	OHX	2	1997	-	0,6,6	-	-	-		
85	OHX	6	2086	-	0,6,6	-	-	-		
85	OHX	5	4017	-	0,6,6	-	-	-		
85	OHX	5	3931	-	0,6,6	-	-	-		
85	OHX	6	2059	-	0,6,6	-	-	-		
85	OHX	1	4023	-	0,6,6	-	-	-		
85	OHX	1	3846	-	0,6,6	-	-	-		
85	OHX	5	3845	-	0,6,6	-	-	-		
85	OHX	5	3928	-	0,6,6	-	-	-		
85	OHX	6	2027	-	0,6,6	-	-	-		
85	OHX	5	4056	-	0,6,6	-	-	-		
85	OHX	2	2059	-	0,6,6	-	-	-		
85	OHX	1	3851	-	0,6,6	-	-	-		
85	OHX	5	3995	-	0,6,6	-	-	-		
85	OHX	2	2057	-	0,6,6	-	-	-		
85	OHX	19	202	-	0,6,6	-	-	-		
85	OHX	5	3785	-	0,6,6	-	-	-		
85	OHX	5	3922	-	0,6,6	-	-	-		
85	OHX	2	1986	-	0,6,6	-	-	-		
85	OHX	6	2054	-	0,6,6	-	-	-		
85	OHX	5	3914	-	0,6,6	-	-	-		
85	OHX	5	4001	-	0,6,6	-	-	-		
85	OHX	6	2043	-	0,6,6	-	-	-		
85	OHX	2	2115	-	0,6,6	-	-	-		
85	OHX	1	3996	-	0,6,6	-	-	-		
85	OHX	2	2091	-	0,6,6	-	-	-		
85	OHX	1	3730	-	0,6,6	-	-	-		
85	OHX	M0	302	-	0,6,6	-	-	-		

Mol	Type	Chain	Res	Link	Bond lengths			Bond angles		
					Counts	RMSZ	# Z > 2	Counts	RMSZ	# Z > 2
85	OHX	5	4040	-	0,6,6	-	-	-	-	-
85	OHX	5	4047	-	0,6,6	-	-	-	-	-
85	OHX	1	3781	-	0,6,6	-	-	-	-	-
85	OHX	5	3788	-	0,6,6	-	-	-	-	-
85	OHX	1	3945	-	0,6,6	-	-	-	-	-
85	OHX	1	3891	-	0,6,6	-	-	-	-	-
85	OHX	5	3930	-	0,6,6	-	-	-	-	-
85	OHX	1	3861	-	0,6,6	-	-	-	-	-
85	OHX	5	3854	-	0,6,6	-	-	-	-	-
85	OHX	1	3870	-	0,6,6	-	-	-	-	-
85	OHX	6	2069	-	0,6,6	-	-	-	-	-
85	OHX	5	3821	-	0,6,6	-	-	-	-	-
85	OHX	5	4004	-	0,6,6	-	-	-	-	-
85	OHX	5	4010	-	0,6,6	-	-	-	-	-
85	OHX	1	3763	-	0,6,6	-	-	-	-	-
85	OHX	1	4000	-	0,6,6	-	-	-	-	-
85	OHX	5	3799	-	0,6,6	-	-	-	-	-
85	OHX	7	219	-	0,6,6	-	-	-	-	-
85	OHX	4	227	-	0,6,6	-	-	-	-	-
85	OHX	5	4012	-	0,6,6	-	-	-	-	-
85	OHX	L3	403	-	0,6,6	-	-	-	-	-
85	OHX	5	3849	-	0,6,6	-	-	-	-	-
85	OHX	1	3862	-	0,6,6	-	-	-	-	-
85	OHX	6	2030	-	0,6,6	-	-	-	-	-

In the following table, the Chirals column lists the number of chiral outliers, the number of chiral centers analysed, the number of these observed in the model and the number defined in the Chemical Component Dictionary. Similar counts are reported in the Torsion and Rings columns. '-' means no outliers of that kind were identified.

Mol	Type	Chain	Res	Link	Chirals	Torsions	Rings
87	ANM	1	3401	-	3/3/4/5	3/10/23/23	0/2/2/2

The worst 5 of 9 bond length outliers are listed below:

Mol	Chain	Res	Type	Atoms	Z	Observed(Å)	Ideal(Å)
87	1	3401	ANM	C4-C3	-6.47	1.43	1.53
87	1	3401	ANM	C3-C2	-6.41	1.40	1.53
87	1	3401	ANM	O2-C2	-4.67	1.37	1.44
87	1	3401	ANM	C16-N1	-4.41	1.38	1.48
87	1	3401	ANM	C15-C16	-3.10	1.47	1.53

The worst 5 of 10 bond angle outliers are listed below:

Mol	Chain	Res	Type	Atoms	Z	Observed(°)	Ideal(°)
87	1	3401	ANM	C15-C16-N1	-5.90	104.18	111.47
87	1	3401	ANM	C2-O2-C5	-5.34	109.46	117.72
87	1	3401	ANM	O2-C5-O3	-5.31	112.42	122.96
87	1	3401	ANM	C4-C3-C2	-4.14	97.94	103.29
87	1	3401	ANM	O4-C3-C4	-4.08	101.29	110.90

All (3) chirality outliers are listed below:

Mol	Chain	Res	Type	Atom
87	1	3401	ANM	C16
87	1	3401	ANM	C2
87	1	3401	ANM	C3

All (3) torsion outliers are listed below:

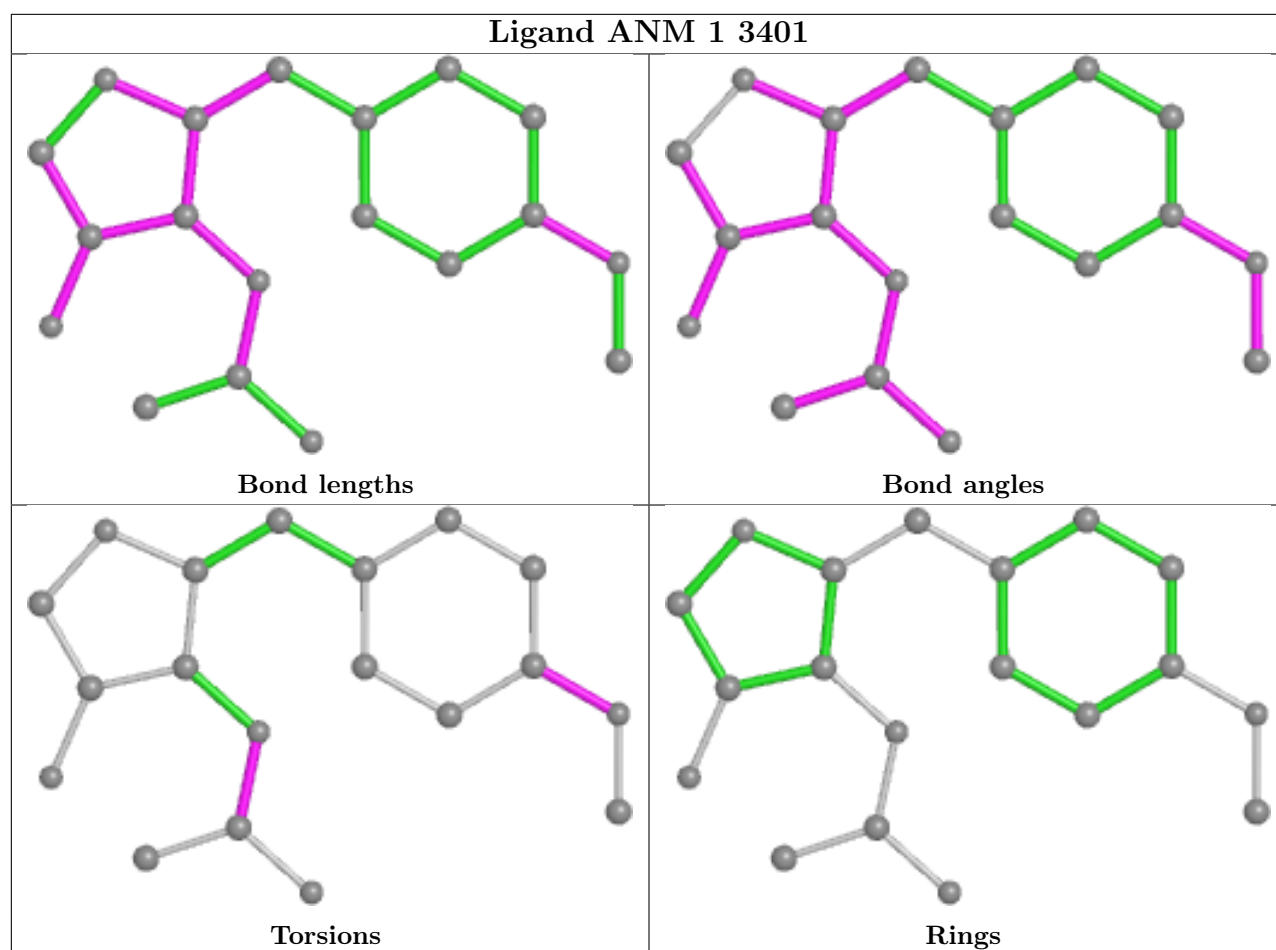
Mol	Chain	Res	Type	Atoms
87	1	3401	ANM	C6-C5-O2-C2
87	1	3401	ANM	C10-C9-O1-C14
87	1	3401	ANM	C1-C9-O1-C14

There are no ring outliers.

1 monomer is involved in 1 short contact:

Mol	Chain	Res	Type	Clashes	Symm-Clashes
85	C8	201	OHX	0	1

The following is a two-dimensional graphical depiction of Mogul quality analysis of bond lengths, bond angles, torsion angles, and ring geometry for all instances of the Ligand of Interest. In addition, ligands with molecular weight > 250 and outliers as shown on the validation Tables will also be included. For torsion angles, if less than 5% of the Mogul distribution of torsion angles is within 10 degrees of the torsion angle in question, then that torsion angle is considered an outlier. Any bond that is central to one or more torsion angles identified as an outlier by Mogul will be highlighted in the graph. For rings, the root-mean-square deviation (RMSD) between the ring in question and similar rings identified by Mogul is calculated over all ring torsion angles. If the average RMSD is greater than 60 degrees and the minimal RMSD between the ring in question and any Mogul-identified rings is also greater than 60 degrees, then that ring is considered an outlier. The outliers are highlighted in purple. The color gray indicates Mogul did not find sufficient equivalents in the CSD to analyse the geometry.



5.7 Other polymers [i](#)

There are no such residues in this entry.

5.8 Polymer linkage issues [i](#)

The following chains have linkage breaks:

Mol	Chain	Number of breaks
80	m2	2
35	sM	1
35	SM	1
12	c0	1
1	2	1

The worst 5 of 6 chain breaks are listed below:

Model	Chain	Residue-1	Atom-1	Residue-2	Atom-2	Distance (Å)
1	sM	139:UNK	C	155:UNK	N	37.86

Continued on next page...

Continued from previous page...

Model	Chain	Residue-1	Atom-1	Residue-2	Atom-2	Distance (Å)
1	SM	141:ALA	C	151:UNK	N	26.40
1	c0	84:GLU	C	87:UNK	N	8.00
1	2	1716:C	O3'	1717:G	P	3.94
1	m2	23:UNK	C	28:UNK	N	3.86

6 Fit of model and data i

6.1 Protein, DNA and RNA chains i

In the following table, the column labelled '#RSRZ > 2' contains the number (and percentage) of RSRZ outliers, followed by percent RSRZ outliers for the chain as percentile scores relative to all X-ray entries and entries of similar resolution. The OWAB column contains the minimum, median, 95th percentile and maximum values of the occupancy-weighted average B-factor per residue. The column labelled 'Q < 0.9' lists the number of (and percentage) of residues with an average occupancy less than 0.9.

Mol	Chain	Analysed	<RSRZ>	#RSRZ>2	OWAB(Å ²)	Q<0.9
1	2	1781/1800 (98%)	0.47	141 (7%) 12 5	60, 86, 144, 179	0
1	6	1795/1800 (99%)	0.39	124 (6%) 16 7	43, 76, 145, 181	0
2	S0	206/251 (82%)	0.37	14 (6%) 17 7	87, 96, 101, 106	0
2	s0	206/251 (82%)	0.34	4 (1%) 66 46	78, 120, 181, 264	0
3	S1	214/254 (84%)	1.01	44 (20%) 1 0	96, 117, 134, 137	0
3	s1	216/254 (85%)	0.15	6 (2%) 53 30	71, 82, 95, 105	0
4	S2	217/253 (85%)	0.03	2 (0%) 84 69	73, 81, 90, 98	0
4	s2	217/253 (85%)	0.08	7 (3%) 47 25	58, 68, 84, 89	0
5	S3	223/239 (93%)	0.21	9 (4%) 38 19	76, 86, 104, 107	0
5	s3	223/239 (93%)	0.49	13 (5%) 23 10	77, 98, 120, 126	0
6	S4	260/260 (100%)	0.24	8 (3%) 49 26	64, 84, 91, 104	0
6	s4	260/260 (100%)	0.05	4 (1%) 73 54	49, 74, 82, 99	0
7	S5	206/224 (91%)	0.52	17 (8%) 11 4	94, 104, 110, 113	0
7	s5	206/224 (91%)	0.40	11 (5%) 26 12	74, 93, 100, 104	0
8	S6	226/236 (95%)	0.53	22 (9%) 7 2	67, 89, 106, 109	0
8	s6	218/236 (92%)	0.28	8 (3%) 41 21	51, 82, 94, 102	0
9	S7	184/189 (97%)	0.56	15 (8%) 11 4	83, 103, 119, 122	0
9	s7	186/189 (98%)	0.61	20 (10%) 5 2	71, 96, 123, 189	0
10	S8	188/200 (94%)	0.16	6 (3%) 47 25	61, 75, 106, 113	0
10	s8	188/200 (94%)	0.28	8 (4%) 35 17	46, 69, 110, 123	0
11	S9	185/196 (94%)	0.47	8 (4%) 35 17	77, 89, 111, 126	0
11	s9	185/196 (94%)	0.31	6 (3%) 47 25	62, 79, 104, 119	0
12	C0	84/96 (87%)	0.14	0 100 100	83, 96, 104, 107	0
12	c0	84/96 (87%)	0.77	10 (11%) 4 2	97, 122, 131, 135	0

Continued on next page...

Continued from previous page...

Mol	Chain	Analysed	<RSRZ>	#RSRZ>2	OWAB(Å ²)	Q<0.9
13	C1	146/155 (94%)	0.17	6 (4%) 37 18	64, 72, 90, 101	0
13	c1	146/155 (94%)	0.26	9 (6%) 20 9	51, 66, 97, 152	0
14	C2	124/142 (87%)	1.60	46 (37%) 0 0	118, 124, 129, 132	0
14	c2	124/142 (87%)	2.93	76 (61%) 0 0	170, 185, 193, 202	0
15	C3	150/150 (100%)	0.06	6 (4%) 38 19	71, 85, 93, 97	0
15	c3	150/150 (100%)	-0.12	0 100 100	56, 72, 87, 92	0
16	C4	127/136 (93%)	1.07	25 (19%) 1 0	74, 116, 124, 126	0
16	c4	128/136 (94%)	0.21	2 (1%) 72 51	54, 81, 85, 88	0
17	C5	124/141 (87%)	0.08	3 (2%) 59 37	77, 88, 107, 114	0
17	c5	135/141 (95%)	0.32	10 (7%) 14 5	61, 91, 108, 115	0
18	C6	141/142 (99%)	0.41	6 (4%) 35 17	81, 99, 102, 103	0
18	c6	142/142 (100%)	0.67	18 (12%) 3 1	69, 89, 101, 104	0
19	C7	120/136 (88%)	0.51	11 (9%) 9 3	89, 99, 106, 107	0
19	c7	117/136 (86%)	0.82	17 (14%) 2 1	79, 95, 321, 380	0
20	C8	145/145 (100%)	0.78	18 (12%) 4 1	76, 94, 109, 114	0
20	c8	145/145 (100%)	0.46	8 (5%) 25 11	69, 87, 98, 103	0
21	C9	143/143 (100%)	0.47	7 (4%) 29 14	86, 97, 105, 110	0
21	c9	143/143 (100%)	0.17	0 100 100	71, 83, 93, 98	0
22	D0	107/120 (89%)	1.21	26 (24%) 0 0	76, 98, 107, 109	0
22	d0	110/120 (91%)	1.24	30 (27%) 0 0	73, 103, 118, 121	0
23	D1	87/87 (100%)	0.35	5 (5%) 23 11	84, 87, 97, 100	0
23	d1	87/87 (100%)	0.11	2 (2%) 60 39	70, 86, 139, 157	0
24	D2	129/129 (100%)	0.01	2 (1%) 72 51	73, 81, 87, 95	0
24	d2	129/129 (100%)	-0.03	0 100 100	56, 67, 74, 81	0
25	D3	144/144 (100%)	0.02	2 (1%) 75 56	63, 66, 72, 75	0
25	d3	144/144 (100%)	-0.26	0 100 100	47, 52, 60, 65	0
26	D4	134/134 (100%)	0.60	12 (8%) 9 3	74, 90, 97, 100	0
26	d4	134/134 (100%)	0.27	6 (4%) 33 16	58, 78, 88, 101	0
27	D5	70/107 (65%)	0.39	2 (2%) 51 28	103, 109, 114, 114	0
27	d5	69/107 (64%)	0.78	10 (14%) 2 1	86, 97, 101, 102	0
28	D6	97/97 (100%)	0.55	4 (4%) 37 18	76, 85, 121, 121	0

Continued on next page...

Continued from previous page...

Mol	Chain	Analysed	<RSRZ>	#RSRZ>2	OWAB(Å ²)	Q<0.9
28	d6	97/97 (100%)	0.08	1 (1%) 82 67	56, 66, 87, 91	0
29	D7	81/81 (100%)	0.51	7 (8%) 10 4	84, 95, 107, 108	0
29	d7	81/81 (100%)	0.54	7 (8%) 10 4	72, 86, 101, 103	0
30	D8	63/66 (95%)	1.38	17 (26%) 0 0	101, 108, 112, 115	0
30	d8	63/66 (95%)	1.49	18 (28%) 0 0	88, 96, 101, 106	0
31	D9	53/55 (96%)	0.40	1 (1%) 66 46	78, 82, 94, 95	0
31	d9	53/55 (96%)	0.58	4 (7%) 14 5	73, 85, 114, 122	0
32	E0	60/62 (96%)	0.67	6 (10%) 7 2	65, 90, 102, 104	0
32	e0	62/62 (100%)	0.75	9 (14%) 2 1	53, 78, 95, 99	0
33	E1	71/76 (93%)	1.58	27 (38%) 0 0	89, 115, 125, 126	0
33	e1	76/76 (100%)	2.55	38 (50%) 0 0	96, 155, 181, 183	0
34	SR	318/318 (100%)	0.63	33 (10%) 6 2	95, 103, 114, 120	0
34	sR	318/318 (100%)	0.71	36 (11%) 5 2	102, 116, 127, 175	0
35	SM	133/182 (73%)	0.61	15 (11%) 5 2	56, 80, 122, 131	0
35	sM	63/182 (34%)	0.50	5 (7%) 12 5	44, 87, 93, 95	0
36	1	3149/3396 (92%)	0.05	123 (3%) 39 20	31, 53, 104, 189	0
36	5	3150/3396 (92%)	0.01	97 (3%) 49 26	29, 51, 105, 149	0
37	3	121/121 (100%)	-0.07	1 (0%) 86 72	43, 66, 77, 80	0
37	7	121/121 (100%)	-0.24	0 100 100	34, 52, 64, 69	0
38	4	158/158 (100%)	-0.17	3 (1%) 66 46	35, 54, 84, 107	0
38	8	158/158 (100%)	-0.04	3 (1%) 66 46	40, 61, 93, 104	0
39	L2	252/253 (99%)	-0.16	0 100 100	39, 52, 65, 70	0
39	l2	252/253 (99%)	-0.17	4 (1%) 72 51	37, 55, 73, 146	0
40	L3	386/386 (100%)	-0.25	1 (0%) 94 88	38, 53, 64, 73	0
40	l3	386/386 (100%)	-0.33	1 (0%) 94 88	30, 43, 58, 82	0
41	L4	361/361 (100%)	-0.37	0 100 100	33, 44, 56, 62	0
41	l4	361/361 (100%)	-0.25	3 (0%) 86 72	36, 51, 66, 72	0
42	L5	296/296 (100%)	0.13	5 (1%) 70 49	52, 69, 81, 90	0
42	l5	294/296 (99%)	-0.09	5 (1%) 70 49	37, 55, 77, 101	0
43	L6	156/175 (89%)	-0.29	0 100 100	42, 49, 58, 71	0
43	l6	157/175 (89%)	-0.24	2 (1%) 77 59	42, 54, 65, 71	0

Continued on next page...

Continued from previous page...

Mol	Chain	Analysed	<RSRZ>	#RSRZ>2	OWAB(Å ²)	Q<0.9
44	L7	222/243 (91%)	-0.44	1 (0%) 91 81	36, 42, 58, 72	0
44	l7	223/243 (91%)	-0.30	6 (2%) 54 31	33, 41, 69, 86	0
45	L8	233/255 (91%)	0.09	8 (3%) 45 24	58, 71, 89, 96	0
45	l8	231/255 (90%)	0.41	15 (6%) 18 8	65, 80, 101, 106	0
46	L9	191/191 (100%)	0.04	2 (1%) 82 67	51, 59, 67, 72	0
46	l9	191/191 (100%)	-0.30	1 (0%) 91 81	39, 47, 59, 67	0
47	M0	211/220 (95%)	-0.25	3 (1%) 75 56	39, 50, 74, 80	0
47	m0	213/220 (96%)	-0.16	4 (1%) 66 46	33, 46, 75, 167	0
48	M1	169/173 (97%)	0.30	7 (4%) 37 18	61, 74, 82, 86	0
48	m1	169/173 (97%)	-0.09	2 (1%) 79 61	44, 57, 67, 76	0
49	M3	193/198 (97%)	-0.14	6 (3%) 49 26	35, 52, 76, 98	0
49	m3	194/198 (97%)	0.08	6 (3%) 49 26	35, 63, 86, 93	0
50	M4	136/137 (99%)	-0.25	2 (1%) 73 54	46, 52, 62, 64	0
50	m4	137/137 (100%)	-0.40	1 (0%) 87 75	41, 46, 61, 67	0
51	M5	203/203 (100%)	-0.17	0 100 100	36, 49, 59, 60	0
51	m5	203/203 (100%)	-0.08	0 100 100	40, 56, 66, 69	0
52	M6	197/198 (99%)	-0.40	1 (0%) 91 81	37, 43, 57, 58	0
52	m6	197/198 (99%)	-0.46	0 100 100	30, 35, 55, 58	0
53	M7	183/183 (100%)	0.10	16 (8%) 10 4	39, 47, 73, 82	0
53	m7	155/183 (84%)	-0.29	0 100 100	36, 43, 53, 61	0
54	M8	185/185 (100%)	-0.42	0 100 100	37, 47, 59, 68	0
54	m8	185/185 (100%)	-0.26	1 (0%) 91 81	36, 52, 60, 66	0
55	M9	188/188 (100%)	0.30	10 (5%) 26 12	58, 67, 117, 123	0
55	m9	188/188 (100%)	0.23	8 (4%) 35 17	53, 60, 108, 121	0
56	N0	172/172 (100%)	-0.29	2 (1%) 79 61	43, 49, 57, 63	0
56	n0	172/172 (100%)	-0.37	0 100 100	35, 41, 49, 52	0
57	N1	159/159 (100%)	-0.20	3 (1%) 66 46	39, 49, 71, 75	0
57	n1	159/159 (100%)	-0.22	3 (1%) 66 46	34, 41, 66, 71	0
58	N2	100/120 (83%)	0.89	11 (11%) 5 2	81, 89, 92, 92	0
58	n2	98/120 (81%)	0.61	11 (11%) 5 2	70, 79, 83, 86	0
59	N3	136/136 (100%)	0.01	4 (2%) 51 28	43, 50, 55, 59	0

Continued on next page...

Continued from previous page...

Mol	Chain	Analysed	<RSRZ>	#RSRZ>2	OWAB(Å ²)	Q<0.9
59	n3	136/136 (100%)	-0.30	1 (0%) 87 75	30, 39, 48, 51	0
60	N4	98/155 (63%)	0.94	21 (21%) 0 0	49, 63, 112, 120	0
60	n4	135/155 (87%)	0.64	19 (14%) 2 1	38, 87, 303, 442	0
61	N5	121/141 (85%)	-0.04	1 (0%) 86 72	51, 60, 72, 88	0
61	n5	120/141 (85%)	0.14	6 (5%) 28 13	50, 65, 80, 86	0
62	N6	126/126 (100%)	0.20	4 (3%) 47 25	40, 53, 61, 64	0
62	n6	126/126 (100%)	0.03	1 (0%) 86 72	46, 60, 71, 75	0
63	N7	135/135 (100%)	0.26	3 (2%) 62 41	71, 79, 92, 98	0
63	n7	135/135 (100%)	0.19	4 (2%) 50 27	75, 86, 100, 107	0
64	N8	148/148 (100%)	-0.26	1 (0%) 87 75	30, 48, 62, 72	0
64	n8	148/148 (100%)	-0.25	0 100 100	31, 54, 63, 65	0
65	N9	58/58 (100%)	0.12	2 (3%) 45 24	35, 53, 81, 89	0
65	n9	58/58 (100%)	-0.13	0 100 100	32, 49, 69, 73	0
66	O0	97/104 (93%)	0.27	8 (8%) 11 4	67, 73, 84, 87	0
66	o0	100/104 (96%)	0.30	5 (5%) 28 13	66, 76, 86, 92	0
67	O1	109/112 (97%)	0.08	1 (0%) 84 69	52, 62, 76, 82	0
67	o1	109/112 (97%)	0.09	1 (0%) 84 69	44, 56, 81, 163	0
68	O2	127/129 (98%)	-0.18	2 (1%) 72 51	32, 44, 49, 53	0
68	o2	127/129 (98%)	-0.31	1 (0%) 86 72	31, 50, 57, 61	0
69	O3	106/106 (100%)	-0.32	0 100 100	37, 42, 56, 60	0
69	o3	106/106 (100%)	-0.33	0 100 100	34, 43, 59, 65	0
70	O4	112/120 (93%)	0.36	6 (5%) 25 12	52, 67, 82, 87	0
70	o4	112/120 (93%)	0.22	3 (2%) 54 31	51, 66, 88, 91	0
71	O5	119/119 (100%)	-0.03	1 (0%) 86 72	49, 60, 66, 70	0
71	o5	119/119 (100%)	-0.07	1 (0%) 86 72	57, 68, 76, 81	0
72	O6	99/99 (100%)	0.12	5 (5%) 28 13	51, 60, 77, 83	0
72	o6	99/99 (100%)	0.16	3 (3%) 50 27	59, 67, 77, 85	0
73	O7	87/87 (100%)	-0.09	1 (1%) 80 64	37, 43, 60, 73	0
73	o7	87/87 (100%)	0.04	2 (2%) 60 39	37, 46, 74, 90	0
74	O8	77/77 (100%)	0.22	3 (3%) 39 20	75, 80, 87, 87	0
74	o8	77/77 (100%)	0.62	6 (7%) 13 5	81, 89, 108, 120	0

Continued on next page...

Continued from previous page...

Mol	Chain	Analysed	<RSRZ>	#RSRZ>2	OWAB(Å ²)	Q<0.9
75	O9	50/50 (100%)	-0.26	2 (4%) 38 19	45, 49, 51, 52	0
75	o9	50/50 (100%)	-0.27	0 100 100	45, 50, 57, 66	0
76	Q0	52/52 (100%)	-0.01	0 100 100	48, 52, 61, 65	0
76	q0	52/52 (100%)	-0.27	0 100 100	36, 39, 47, 51	0
77	Q1	25/25 (100%)	0.52	1 (4%) 38 19	62, 63, 67, 68	0
77	q1	25/25 (100%)	-0.11	0 100 100	49, 51, 53, 55	0
78	Q2	105/105 (100%)	0.45	3 (2%) 51 28	39, 51, 63, 74	0
78	q2	105/105 (100%)	0.33	4 (3%) 40 20	38, 49, 59, 71	0
79	Q3	91/91 (100%)	-0.11	0 100 100	46, 53, 63, 69	0
79	q3	91/91 (100%)	-0.25	1 (1%) 80 64	43, 51, 65, 71	0
80	m2	0/150	-	-	-	-
81	p0	143/311 (45%)	0.41	12 (8%) 11 4	83, 101, 174, 180	0
82	p1	0/47	-	-	-	-
83	p2	0/46	-	-	-	-
All	All	32994/35138 (93%)	0.17	1617 (4%) 29 14	29, 66, 117, 442	0

The worst 5 of 1617 RSRZ outliers are listed below:

Mol	Chain	Res	Type	RSRZ
14	c2	20	ALA	27.1
47	m0	111	LEU	12.8
16	C4	15	GLY	12.0
1	2	1702	A	10.4
60	n4	68	ALA	10.3

6.2 Non-standard residues in protein, DNA, RNA chains [i](#)

There are no non-standard protein/DNA/RNA residues in this entry.

6.3 Carbohydrates [i](#)

There are no monosaccharides in this entry.

6.4 Ligands i

In the following table, the Atoms column lists the number of modelled atoms in the group and the number defined in the chemical component dictionary. The B-factors column lists the minimum, median, 95th percentile and maximum values of B factors of atoms in the group. The column labelled 'Q< 0.9' lists the number of atoms with occupancy less than 0.9.

Mol	Type	Chain	Res	Atoms	RSCC	RSR	B-factors(Å ²)	Q<0.9
84	MG	6	1984	1/1	0.26	0.48	70,70,70,70	0
84	MG	1	3678	1/1	0.36	0.24	65,65,65,65	0
84	MG	M3	201	1/1	0.44	0.22	86,86,86,86	0
84	MG	5	3457	1/1	0.47	0.43	100,100,100,100	0
84	MG	2	1941	1/1	0.50	0.78	93,93,93,93	0
84	MG	2	1962	1/1	0.50	0.78	110,110,110,110	0
84	MG	5	3617	1/1	0.53	0.56	46,46,46,46	0
84	MG	16	201	1/1	0.56	0.45	56,56,56,56	0
84	MG	5	3647	1/1	0.57	0.37	41,41,41,41	0
84	MG	5	3643	1/1	0.58	0.40	55,55,55,55	0
84	MG	SM	201	1/1	0.59	0.51	56,56,56,56	0
84	MG	1	3583	1/1	0.60	0.21	61,61,61,61	0
84	MG	6	1977	1/1	0.60	0.38	79,79,79,79	0
87	ANM	1	3401	19/19	0.61	0.52	62,62,62,62	19
84	MG	1	4043	1/1	0.62	0.72	33,33,33,33	0
84	MG	1	3494	1/1	0.62	0.38	52,52,52,52	0
84	MG	5	3613	1/1	0.63	0.34	58,58,58,58	0
84	MG	6	1971	1/1	0.64	0.60	90,90,90,90	0
84	MG	6	1996	1/1	0.64	0.36	54,54,54,54	0
84	MG	1	3714	1/1	0.64	0.22	45,45,45,45	0
84	MG	1	3722	1/1	0.65	0.37	60,60,60,60	0
84	MG	5	3460	1/1	0.65	0.29	44,44,44,44	0
84	MG	5	3462	1/1	0.65	0.29	58,58,58,58	0
84	MG	1	3570	1/1	0.66	0.69	67,67,67,67	0
84	MG	2	1904	1/1	0.66	0.67	77,77,77,77	0
84	MG	6	1961	1/1	0.66	0.43	61,61,61,61	0
84	MG	1	3599	1/1	0.66	0.49	59,59,59,59	0
84	MG	O7	103	1/1	0.67	0.61	64,64,64,64	0
84	MG	1	3624	1/1	0.68	0.23	44,44,44,44	0
84	MG	2	1970	1/1	0.68	0.56	76,76,76,76	0
84	MG	2	1912	1/1	0.68	0.55	74,74,74,74	0
84	MG	2	1969	1/1	0.69	0.71	66,66,66,66	0
84	MG	1	3496	1/1	0.69	0.48	39,39,39,39	0
84	MG	5	3715	1/1	0.69	0.29	39,39,39,39	0
84	MG	5	3426	1/1	0.69	0.30	36,36,36,36	0
84	MG	1	3673	1/1	0.69	0.51	65,65,65,65	0

Continued on next page...

Continued from previous page...

Mol	Type	Chain	Res	Atoms	RSCC	RSR	B-factors(Å ²)	Q<0.9
84	MG	5	3458	1/1	0.70	0.27	107,107,107,107	0
86	ZN	e1	501	1/1	0.70	0.07	160,160,160,160	0
84	MG	1	3667	1/1	0.70	0.66	62,62,62,62	0
84	MG	5	3409	1/1	0.71	0.26	58,58,58,58	0
84	MG	2	1972	1/1	0.71	0.50	71,71,71,71	0
84	MG	6	1969	1/1	0.71	0.48	65,65,65,65	0
84	MG	5	3709	1/1	0.71	0.41	61,61,61,61	0
84	MG	2	1909	1/1	0.71	0.58	81,81,81,81	0
84	MG	4	202	1/1	0.71	0.54	57,57,57,57	0
84	MG	1	3414	1/1	0.71	0.45	63,63,63,63	0
84	MG	1	3663	1/1	0.71	0.30	36,36,36,36	0
84	MG	2	1948	1/1	0.72	0.38	94,94,94,94	0
84	MG	5	3641	1/1	0.72	0.72	79,79,79,79	0
84	MG	3	201	1/1	0.72	0.24	71,71,71,71	0
84	MG	1	3487	1/1	0.72	0.62	49,49,49,49	0
84	MG	5	3693	1/1	0.72	0.40	80,80,80,80	0
84	MG	5	3404	1/1	0.73	0.24	33,33,33,33	0
84	MG	4	213	1/1	0.73	0.38	41,41,41,41	0
84	MG	1	3668	1/1	0.73	0.18	66,66,66,66	0
84	MG	l3	402	1/1	0.73	0.24	32,32,32,32	0
84	MG	6	1993	1/1	0.73	0.36	95,95,95,95	0
84	MG	m7	201	1/1	0.73	0.31	37,37,37,37	0
84	MG	1	3715	1/1	0.73	0.78	48,48,48,48	0
84	MG	6	1998	1/1	0.73	0.23	58,58,58,58	0
84	MG	2	1956	1/1	0.74	0.45	64,64,64,64	0
84	MG	6	1965	1/1	0.74	0.47	56,56,56,56	0
84	MG	2	1938	1/1	0.74	0.36	75,75,75,75	0
84	MG	1	3712	1/1	0.74	0.28	41,41,41,41	0
84	MG	6	2002	1/1	0.74	0.65	99,99,99,99	0
84	MG	5	3655	1/1	0.74	0.60	64,64,64,64	0
84	MG	1	3630	1/1	0.74	0.57	56,56,56,56	0
84	MG	6	2008	1/1	0.75	0.44	47,47,47,47	0
84	MG	1	3655	1/1	0.75	0.29	41,41,41,41	0
84	MG	2	1978	1/1	0.75	0.74	104,104,104,104	0
84	MG	5	3476	1/1	0.75	0.58	51,51,51,51	0
84	MG	1	3435	1/1	0.75	0.46	41,41,41,41	0
84	MG	1	3709	1/1	0.75	0.83	59,59,59,59	0
84	MG	1	3508	1/1	0.76	0.39	43,43,43,43	0
84	MG	5	3697	1/1	0.76	0.29	50,50,50,50	0
84	MG	2	1979	1/1	0.76	0.40	72,72,72,72	0
84	MG	1	3639	1/1	0.76	0.43	59,59,59,59	0

Continued on next page...

Continued from previous page...

Mol	Type	Chain	Res	Atoms	RSCC	RSR	B-factors(\AA^2)	Q<0.9
84	MG	8	207	1/1	0.76	0.45	51,51,51,51	0
84	MG	1	3408	1/1	0.77	0.33	50,50,50,50	0
84	MG	5	3731	1/1	0.77	0.57	37,37,37,37	0
84	MG	5	3738	1/1	0.77	0.38	45,45,45,45	0
84	MG	2	1923	1/1	0.77	0.51	56,56,56,56	0
84	MG	2	1915	1/1	0.77	0.59	76,76,76,76	0
84	MG	6	1917	1/1	0.77	1.38	75,75,75,75	0
84	MG	5	3438	1/1	0.77	0.36	45,45,45,45	0
84	MG	5	3614	1/1	0.77	0.25	55,55,55,55	0
84	MG	6	1938	1/1	0.77	0.50	99,99,99,99	0
84	MG	5	3635	1/1	0.78	0.18	66,66,66,66	0
84	MG	1	3707	1/1	0.78	0.35	53,53,53,53	0
84	MG	5	3722	1/1	0.78	0.31	55,55,55,55	0
84	MG	5	3463	1/1	0.78	0.37	41,41,41,41	0
84	MG	5	3732	1/1	0.78	0.30	52,52,52,52	0
84	MG	5	3645	1/1	0.78	0.31	33,33,33,33	0
84	MG	2	1949	1/1	0.78	0.40	96,96,96,96	0
84	MG	2	1913	1/1	0.78	0.32	63,63,63,63	0
84	MG	5	3678	1/1	0.78	0.31	58,58,58,58	0
84	MG	5	3688	1/1	0.78	0.40	33,33,33,33	0
84	MG	1	3701	1/1	0.78	0.27	40,40,40,40	0
84	MG	6	1908	1/1	0.78	0.20	51,51,51,51	0
84	MG	5	3667	1/1	0.79	0.30	38,38,38,38	0
84	MG	1	3666	1/1	0.79	0.24	45,45,45,45	0
84	MG	2	1975	1/1	0.79	0.35	76,76,76,76	0
84	MG	O4	202	1/1	0.79	0.37	67,67,67,67	0
84	MG	1	3568	1/1	0.79	0.52	40,40,40,40	0
84	MG	1	3638	1/1	0.79	0.19	46,46,46,46	0
84	MG	6	1911	1/1	0.79	0.30	52,52,52,52	0
84	MG	6	2001	1/1	0.79	0.42	73,73,73,73	0
84	MG	2	1946	1/1	0.79	0.63	93,93,93,93	0
84	MG	6	1930	1/1	0.79	0.56	59,59,59,59	0
84	MG	5	3632	1/1	0.79	0.43	42,42,42,42	0
84	MG	1	3694	1/1	0.79	0.47	41,41,41,41	0
84	MG	2	1911	1/1	0.79	0.82	69,69,69,69	0
84	MG	1	3430	1/1	0.79	0.30	36,36,36,36	0
84	MG	4	208	1/1	0.79	0.27	54,54,54,54	0
84	MG	5	3450	1/1	0.79	0.25	58,58,58,58	0
84	MG	5	3453	1/1	0.79	0.23	42,42,42,42	0
84	MG	6	1903	1/1	0.80	0.50	45,45,45,45	0
84	MG	6	1946	1/1	0.80	0.56	49,49,49,49	0
84	MG	1	3442	1/1	0.80	0.15	41,41,41,41	0

Continued on next page...

Continued from previous page...

Mol	Type	Chain	Res	Atoms	RSCC	RSR	B-factors(\AA^2)	Q<0.9
84	MG	5	3407	1/1	0.80	0.25	33,33,33,33	0
84	MG	5	3636	1/1	0.80	0.45	44,44,44,44	0
84	MG	6	1994	1/1	0.80	0.25	49,49,49,49	0
84	MG	1	3437	1/1	0.80	0.20	45,45,45,45	0
84	MG	5	3467	1/1	0.80	0.62	65,65,65,65	0
84	MG	1	3685	1/1	0.80	0.29	39,39,39,39	0
84	MG	5	3542	1/1	0.80	0.53	36,36,36,36	0
84	MG	5	3585	1/1	0.80	0.30	39,39,39,39	0
84	MG	19	201	1/1	0.80	0.22	45,45,45,45	0
84	MG	5	3598	1/1	0.80	0.17	42,42,42,42	0
84	MG	5	3685	1/1	0.80	0.28	36,36,36,36	0
84	MG	4	210	1/1	0.80	0.38	58,58,58,58	0
84	MG	2	1947	1/1	0.81	1.03	93,93,93,93	0
84	MG	6	1995	1/1	0.81	0.71	52,52,52,52	0
84	MG	5	3723	1/1	0.81	0.42	38,38,38,38	0
84	MG	5	3574	1/1	0.81	0.42	53,53,53,53	0
84	MG	1	3417	1/1	0.81	0.47	58,58,58,58	0
84	MG	Q2	502	1/1	0.81	0.14	55,55,55,55	0
84	MG	7	202	1/1	0.81	0.30	32,32,32,32	0
84	MG	5	3600	1/1	0.81	0.28	34,34,34,34	0
84	MG	l2	302	1/1	0.81	0.37	42,42,42,42	0
84	MG	1	3456	1/1	0.81	0.18	32,32,32,32	0
84	MG	1	3688	1/1	0.81	0.22	47,47,47,47	0
84	MG	1	3406	1/1	0.81	0.73	130,130,130,130	0
84	MG	2	1981	1/1	0.81	0.42	76,76,76,76	0
84	MG	n6	201	1/1	0.81	0.39	65,65,65,65	0
84	MG	6	1928	1/1	0.81	0.51	51,51,51,51	0
84	MG	1	4039	1/1	0.81	0.42	46,46,46,46	0
84	MG	5	3461	1/1	0.82	0.19	40,40,40,40	0
84	MG	5	3728	1/1	0.82	0.32	50,50,50,50	0
84	MG	5	3608	1/1	0.82	0.41	89,89,89,89	0
84	MG	5	3664	1/1	0.82	0.19	53,53,53,53	0
84	MG	2	1971	1/1	0.82	0.33	77,77,77,77	0
84	MG	1	3697	1/1	0.82	0.51	41,41,41,41	0
84	MG	2	1961	1/1	0.82	0.22	75,75,75,75	0
84	MG	1	3536	1/1	0.82	0.42	56,56,56,56	0
84	MG	5	3456	1/1	0.82	0.40	54,54,54,54	0
84	MG	1	3657	1/1	0.82	0.33	50,50,50,50	0
84	MG	5	3701	1/1	0.82	0.45	47,47,47,47	0
84	MG	5	3704	1/1	0.82	0.44	54,54,54,54	0
84	MG	1	3690	1/1	0.82	0.31	48,48,48,48	0
84	MG	5	3595	1/1	0.82	0.13	60,60,60,60	0

Continued on next page...

Continued from previous page...

Mol	Type	Chain	Res	Atoms	RSCC	RSR	B-factors(\AA^2)	Q<0.9
84	MG	6	1926	1/1	0.82	0.56	46,46,46,46	0
84	MG	5	3640	1/1	0.83	0.27	51,51,51,51	0
84	MG	1	3720	1/1	0.83	0.18	56,56,56,56	0
84	MG	1	3611	1/1	0.83	0.26	39,39,39,39	0
84	MG	5	3727	1/1	0.83	0.23	62,62,62,62	0
84	MG	6	2006	1/1	0.83	0.56	61,61,61,61	0
84	MG	1	3457	1/1	0.83	0.46	42,42,42,42	0
84	MG	1	3629	1/1	0.83	0.46	74,74,74,74	0
84	MG	1	3710	1/1	0.83	0.32	40,40,40,40	0
84	MG	5	3604	1/1	0.83	0.42	36,36,36,36	0
84	MG	5	3674	1/1	0.83	0.30	49,49,49,49	0
84	MG	5	3605	1/1	0.83	0.21	37,37,37,37	0
84	MG	1	3692	1/1	0.83	0.35	45,45,45,45	0
84	MG	13	405	1/1	0.83	0.69	34,34,34,34	0
84	MG	6	1956	1/1	0.83	0.64	60,60,60,60	0
84	MG	18	301	1/1	0.83	0.65	83,83,83,83	0
84	MG	1	3424	1/1	0.83	0.45	45,45,45,45	0
84	MG	5	3470	1/1	0.83	0.37	32,32,32,32	0
84	MG	5	3471	1/1	0.83	0.34	68,68,68,68	0
84	MG	1	3637	1/1	0.83	0.42	42,42,42,42	0
84	MG	5	3485	1/1	0.83	0.34	37,37,37,37	0
84	MG	1	3527	1/1	0.84	0.23	64,64,64,64	0
84	MG	1	3618	1/1	0.84	0.29	62,62,62,62	0
84	MG	5	3642	1/1	0.84	0.32	37,37,37,37	0
84	MG	2	1937	1/1	0.84	0.39	79,79,79,79	0
84	MG	5	3644	1/1	0.84	0.32	72,72,72,72	0
84	MG	1	3560	1/1	0.84	0.34	40,40,40,40	0
84	MG	6	1970	1/1	0.84	0.47	98,98,98,98	0
84	MG	5	3651	1/1	0.84	0.37	46,46,46,46	0
84	MG	6	1922	1/1	0.84	0.54	48,48,48,48	0
84	MG	2	1921	1/1	0.84	0.69	81,81,81,81	0
84	MG	1	3696	1/1	0.84	0.32	55,55,55,55	0
84	MG	6	1990	1/1	0.84	0.18	61,61,61,61	0
84	MG	5	3675	1/1	0.84	0.18	59,59,59,59	0
84	MG	5	3413	1/1	0.84	0.33	41,41,41,41	0
84	MG	5	3681	1/1	0.84	0.49	40,40,40,40	0
84	MG	17	301	1/1	0.84	0.18	37,37,37,37	0
84	MG	D9	102	1/1	0.84	0.45	86,86,86,86	0
84	MG	1	3479	1/1	0.84	0.61	64,64,64,64	0
84	MG	m5	303	1/1	0.84	0.51	46,46,46,46	0
84	MG	5	3624	1/1	0.84	0.21	41,41,41,41	0
84	MG	1	3516	1/1	0.84	0.65	40,40,40,40	0

Continued on next page...

Continued from previous page...

Mol	Type	Chain	Res	Atoms	RSCC	RSR	B-factors(Å ²)	Q<0.9
84	MG	n6	202	1/1	0.84	0.39	52,52,52,52	0
84	MG	5	3532	1/1	0.84	0.68	50,50,50,50	0
84	MG	5	3541	1/1	0.84	0.39	50,50,50,50	0
84	MG	5	3710	1/1	0.85	0.21	44,44,44,44	0
84	MG	2	1924	1/1	0.85	0.85	86,86,86,86	0
84	MG	6	1916	1/1	0.85	0.46	46,46,46,46	0
84	MG	5	3411	1/1	0.85	0.34	34,34,34,34	0
84	MG	4	204	1/1	0.85	0.57	51,51,51,51	0
84	MG	5	3421	1/1	0.85	0.34	50,50,50,50	0
84	MG	5	3555	1/1	0.85	0.33	44,44,44,44	0
84	MG	1	3405	1/1	0.85	0.71	63,63,63,63	0
84	MG	1	3468	1/1	0.85	0.14	59,59,59,59	0
84	MG	5	3588	1/1	0.85	0.33	57,57,57,57	0
84	MG	8	206	1/1	0.85	0.58	52,52,52,52	0
84	MG	5	3444	1/1	0.85	0.22	32,32,32,32	0
84	MG	1	3472	1/1	0.85	0.36	52,52,52,52	0
84	MG	1	3693	1/1	0.85	0.27	58,58,58,58	0
84	MG	M7	201	1/1	0.85	0.48	60,60,60,60	0
84	MG	6	1942	1/1	0.85	0.98	79,79,79,79	0
84	MG	1	3477	1/1	0.85	0.27	54,54,54,54	0
84	MG	1	3421	1/1	0.85	0.35	41,41,41,41	0
84	MG	5	3687	1/1	0.85	0.46	31,31,31,31	0
84	MG	6	1959	1/1	0.85	0.66	86,86,86,86	0
84	MG	1	3439	1/1	0.85	0.26	60,60,60,60	0
84	MG	1	3569	1/1	0.85	0.46	53,53,53,53	0
84	MG	d6	102	1/1	0.85	0.49	56,56,56,56	0
86	ZN	D7	101	1/1	0.85	0.35	115,115,115,115	0
84	MG	5	3403	1/1	0.85	0.16	45,45,45,45	0
84	MG	1	3411	1/1	0.85	0.44	51,51,51,51	0
84	MG	1	3619	1/1	0.86	0.29	35,35,35,35	0
84	MG	5	3619	1/1	0.86	0.19	37,37,37,37	0
84	MG	5	3621	1/1	0.86	0.34	40,40,40,40	0
84	MG	2	1976	1/1	0.86	0.72	68,68,68,68	0
84	MG	5	3625	1/1	0.86	0.15	44,44,44,44	0
84	MG	5	3516	1/1	0.86	0.40	31,31,31,31	0
84	MG	5	3531	1/1	0.86	0.46	56,56,56,56	0
84	MG	1	3517	1/1	0.86	0.45	51,51,51,51	0
84	MG	5	3540	1/1	0.86	0.54	28,28,28,28	0
84	MG	1	3458	1/1	0.86	0.32	59,59,59,59	0
84	MG	1	3598	1/1	0.86	0.29	39,39,39,39	0
84	MG	5	3544	1/1	0.86	0.46	32,32,32,32	0
84	MG	2	1940	1/1	0.86	0.71	72,72,72,72	0

Continued on next page...

Continued from previous page...

Mol	Type	Chain	Res	Atoms	RSCC	RSR	B-factors(\AA^2)	Q<0.9
84	MG	5	3559	1/1	0.86	0.35	40,40,40,40	0
84	MG	5	4078	1/1	0.86	0.57	40,40,40,40	0
84	MG	6	1962	1/1	0.86	0.17	84,84,84,84	0
84	MG	6	2003	1/1	0.86	1.02	63,63,63,63	0
84	MG	1	3684	1/1	0.86	0.82	51,51,51,51	0
84	MG	5	3657	1/1	0.86	0.21	57,57,57,57	0
84	MG	1	3610	1/1	0.86	0.61	42,42,42,42	0
84	MG	5	3666	1/1	0.86	0.21	37,37,37,37	0
84	MG	1	3640	1/1	0.86	0.35	74,74,74,74	0
84	MG	2	1974	1/1	0.86	0.22	93,93,93,93	0
84	MG	4	214	1/1	0.86	0.41	53,53,53,53	0
84	MG	5	3676	1/1	0.86	0.17	63,63,63,63	0
84	MG	5	3406	1/1	0.86	0.13	47,47,47,47	0
84	MG	5	3680	1/1	0.86	0.22	53,53,53,53	0
84	MG	6	1982	1/1	0.86	0.22	46,46,46,46	0
84	MG	5	3684	1/1	0.86	0.19	77,77,77,77	0
84	MG	L3	401	1/1	0.86	0.86	53,53,53,53	0
84	MG	2	1933	1/1	0.86	0.48	74,74,74,74	0
84	MG	5	3616	1/1	0.86	0.37	40,40,40,40	0
84	MG	5	3503	1/1	0.87	0.28	40,40,40,40	0
84	MG	2	1964	1/1	0.87	0.33	83,83,83,83	0
84	MG	5	3526	1/1	0.87	0.37	38,38,38,38	0
84	MG	5	3638	1/1	0.87	0.24	37,37,37,37	0
84	MG	5	3711	1/1	0.87	0.10	32,32,32,32	0
84	MG	1	3626	1/1	0.87	0.27	44,44,44,44	0
84	MG	2	1936	1/1	0.87	0.67	73,73,73,73	0
84	MG	5	3408	1/1	0.87	0.39	42,42,42,42	0
84	MG	O7	102	1/1	0.87	0.47	51,51,51,51	0
84	MG	1	3681	1/1	0.87	0.16	45,45,45,45	0
84	MG	1	3589	1/1	0.87	0.14	64,64,64,64	0
84	MG	5	3419	1/1	0.87	0.14	41,41,41,41	0
84	MG	5	3736	1/1	0.87	0.31	48,48,48,48	0
84	MG	6	1902	1/1	0.87	0.38	57,57,57,57	0
84	MG	1	3631	1/1	0.87	0.56	49,49,49,49	0
84	MG	1	3590	1/1	0.87	0.40	60,60,60,60	0
84	MG	7	206	1/1	0.87	0.45	42,42,42,42	0
84	MG	1	3448	1/1	0.87	0.40	64,64,64,64	0
84	MG	1	3548	1/1	0.87	0.27	31,31,31,31	0
84	MG	1	3608	1/1	0.87	0.48	87,87,87,87	0
84	MG	6	1919	1/1	0.87	0.66	67,67,67,67	0
84	MG	1	3649	1/1	0.87	0.26	43,43,43,43	0
84	MG	6	1924	1/1	0.87	0.70	56,56,56,56	0

Continued on next page...

Continued from previous page...

Mol	Type	Chain	Res	Atoms	RSCC	RSR	B-factors(\AA^2)	Q<0.9
84	MG	1	3552	1/1	0.87	0.67	44,44,44,44	0
84	MG	1	3471	1/1	0.87	0.24	58,58,58,58	0
84	MG	4	212	1/1	0.87	0.20	54,54,54,54	0
84	MG	1	3616	1/1	0.87	0.47	81,81,81,81	0
84	MG	1	3449	1/1	0.87	0.99	64,64,64,64	0
84	MG	5	3686	1/1	0.87	0.25	44,44,44,44	0
84	MG	2	1932	1/1	0.87	0.58	68,68,68,68	0
85	OHX	1	4012	7/7	0.87	0.38	116,116,116,116	0
84	MG	6	1947	1/1	0.87	0.53	53,53,53,53	0
84	MG	6	1951	1/1	0.87	0.49	77,77,77,77	0
84	MG	6	1955	1/1	0.87	1.13	67,67,67,67	0
84	MG	1	3429	1/1	0.88	0.53	51,51,51,51	0
84	MG	1	3510	1/1	0.88	0.36	31,31,31,31	0
84	MG	1	3650	1/1	0.88	0.56	81,81,81,81	0
84	MG	1	3724	1/1	0.88	0.46	49,49,49,49	0
84	MG	1	3689	1/1	0.88	0.32	57,57,57,57	0
84	MG	1	3652	1/1	0.88	0.25	57,57,57,57	0
84	MG	1	3620	1/1	0.88	0.42	54,54,54,54	0
84	MG	3	202	1/1	0.88	0.68	67,67,67,67	0
84	MG	6	1976	1/1	0.88	0.19	91,91,91,91	0
84	MG	3	203	1/1	0.88	0.29	44,44,44,44	0
84	MG	1	3656	1/1	0.88	0.44	46,46,46,46	0
84	MG	2	1965	1/1	0.88	0.72	60,60,60,60	0
84	MG	1	3431	1/1	0.88	0.17	51,51,51,51	0
84	MG	1	3601	1/1	0.88	0.32	65,65,65,65	0
84	MG	6	1927	1/1	0.88	0.40	50,50,50,50	0
84	MG	1	3526	1/1	0.88	0.21	52,52,52,52	0
84	MG	5	3601	1/1	0.88	0.42	38,38,38,38	0
84	MG	S4	301	1/1	0.88	0.32	79,79,79,79	0
84	MG	6	1932	1/1	0.88	0.76	62,62,62,62	0
84	MG	6	1937	1/1	0.88	0.78	72,72,72,72	0
84	MG	5	3610	1/1	0.88	0.29	37,37,37,37	0
84	MG	1	3708	1/1	0.88	0.28	60,60,60,60	0
84	MG	1	3582	1/1	0.88	0.28	45,45,45,45	0
84	MG	m5	301	1/1	0.88	0.26	48,48,48,48	0
84	MG	1	3615	1/1	0.88	0.33	31,31,31,31	0
84	MG	1	3679	1/1	0.88	0.24	34,34,34,34	0
84	MG	n0	202	1/1	0.88	0.16	40,40,40,40	0
84	MG	c1	201	1/1	0.88	0.44	53,53,53,53	0
84	MG	M7	204	1/1	0.88	0.23	40,40,40,40	0
84	MG	n9	101	1/1	0.88	0.38	33,33,33,33	0
84	MG	5	3482	1/1	0.88	0.12	33,33,33,33	0

Continued on next page...

Continued from previous page...

Mol	Type	Chain	Res	Atoms	RSCC	RSR	B-factors(\AA^2)	Q<0.9
84	MG	5	3402	1/1	0.88	0.66	61,61,61,61	0
84	MG	5	3501	1/1	0.88	0.53	27,27,27,27	0
84	MG	2	1954	1/1	0.88	0.49	90,90,90,90	0
84	MG	1	3704	1/1	0.89	0.36	34,34,34,34	0
84	MG	5	3671	1/1	0.89	0.28	35,35,35,35	0
84	MG	2	1943	1/1	0.89	0.75	71,71,71,71	0
84	MG	1	3441	1/1	0.89	0.32	31,31,31,31	0
84	MG	1	3664	1/1	0.89	0.33	36,36,36,36	0
84	MG	N3	201	1/1	0.89	0.35	40,40,40,40	0
84	MG	2	1955	1/1	0.89	0.33	68,68,68,68	0
84	MG	5	3566	1/1	0.89	0.56	46,46,46,46	0
84	MG	5	3571	1/1	0.89	0.78	53,53,53,53	0
84	MG	2	1902	1/1	0.89	0.41	55,55,55,55	0
84	MG	5	3581	1/1	0.89	0.57	35,35,35,35	0
84	MG	5	3583	1/1	0.89	0.12	42,42,42,42	0
84	MG	6	1963	1/1	0.89	0.32	76,76,76,76	0
84	MG	5	3587	1/1	0.89	0.32	39,39,39,39	0
84	MG	2	1939	1/1	0.89	0.43	74,74,74,74	0
84	MG	6	1966	1/1	0.89	0.40	53,53,53,53	0
84	MG	1	3450	1/1	0.89	0.37	33,33,33,33	0
84	MG	5	3705	1/1	0.89	0.14	36,36,36,36	0
84	MG	5	3707	1/1	0.89	0.16	43,43,43,43	0
84	MG	2	1919	1/1	0.89	0.70	73,73,73,73	0
84	MG	5	3428	1/1	0.89	0.52	39,39,39,39	0
84	MG	1	3721	1/1	0.89	0.56	42,42,42,42	0
84	MG	5	3712	1/1	0.89	0.24	44,44,44,44	0
84	MG	5	3442	1/1	0.89	0.32	36,36,36,36	0
84	MG	6	1975	1/1	0.89	0.32	79,79,79,79	0
84	MG	5	3445	1/1	0.89	0.60	49,49,49,49	0
84	MG	1	3587	1/1	0.89	0.20	42,42,42,42	0
84	MG	6	1910	1/1	0.89	0.40	74,74,74,74	0
84	MG	5	3615	1/1	0.89	0.56	56,56,56,56	0
84	MG	1	3723	1/1	0.89	0.30	37,37,37,37	0
84	MG	2	1982	1/1	0.89	0.27	65,65,65,65	0
84	MG	1	3634	1/1	0.89	0.38	39,39,39,39	0
84	MG	2	1905	1/1	0.89	0.77	63,63,63,63	0
84	MG	5	3622	1/1	0.89	0.17	55,55,55,55	0
84	MG	1	3461	1/1	0.89	0.35	36,36,36,36	0
84	MG	1	3462	1/1	0.89	0.31	38,38,38,38	0
84	MG	1	3600	1/1	0.89	0.34	52,52,52,52	0
84	MG	12	301	1/1	0.89	0.60	48,48,48,48	0
84	MG	1	3643	1/1	0.89	0.52	63,63,63,63	0

Continued on next page...

Continued from previous page...

Mol	Type	Chain	Res	Atoms	RSCC	RSR	B-factors(\AA^2)	Q<0.9
84	MG	1	3466	1/1	0.89	0.74	57,57,57,57	0
84	MG	1	3528	1/1	0.89	0.36	34,34,34,34	0
84	MG	1	3416	1/1	0.89	0.41	48,48,48,48	0
84	MG	5	3478	1/1	0.89	0.21	45,45,45,45	0
84	MG	6	2005	1/1	0.89	0.51	61,61,61,61	0
84	MG	4	211	1/1	0.89	0.23	42,42,42,42	0
84	MG	5	3487	1/1	0.89	0.42	32,32,32,32	0
84	MG	6	2007	1/1	0.89	0.29	61,61,61,61	0
84	MG	5	3646	1/1	0.89	0.18	35,35,35,35	0
84	MG	1	3538	1/1	0.89	0.42	42,42,42,42	0
84	MG	5	3507	1/1	0.89	0.43	44,44,44,44	0
84	MG	s8	301	1/1	0.89	0.32	47,47,47,47	0
84	MG	1	3700	1/1	0.89	0.46	36,36,36,36	0
85	OHX	2	2115	7/7	0.89	0.41	115,115,115,115	0
84	MG	5	3659	1/1	0.89	0.29	41,41,41,41	0
85	OHX	5	3938	7/7	0.89	0.22	115,115,115,115	0
85	OHX	5	4043	7/7	0.89	0.43	96,96,96,96	0
85	OHX	5	4068	7/7	0.89	0.27	96,96,96,96	0
84	MG	5	3662	1/1	0.89	0.26	34,34,34,34	0
84	MG	1	3438	1/1	0.89	0.32	32,32,32,32	0
84	MG	sM	201	1/1	0.89	0.32	44,44,44,44	0
84	MG	1	3460	1/1	0.90	0.28	52,52,52,52	0
84	MG	4	207	1/1	0.90	0.25	49,49,49,49	0
84	MG	5	3477	1/1	0.90	0.21	42,42,42,42	0
84	MG	5	3696	1/1	0.90	0.21	31,31,31,31	0
84	MG	2	1963	1/1	0.90	0.58	78,78,78,78	0
84	MG	5	3698	1/1	0.90	0.35	73,73,73,73	0
84	MG	5	3480	1/1	0.90	0.21	36,36,36,36	0
84	MG	1	3484	1/1	0.90	0.40	52,52,52,52	0
84	MG	1	3641	1/1	0.90	0.29	51,51,51,51	0
84	MG	1	3642	1/1	0.90	0.23	48,48,48,48	0
84	MG	5	3498	1/1	0.90	0.55	41,41,41,41	0
84	MG	5	3499	1/1	0.90	0.31	36,36,36,36	0
84	MG	1	3713	1/1	0.90	0.19	45,45,45,45	0
84	MG	6	1979	1/1	0.90	0.30	52,52,52,52	0
84	MG	6	1981	1/1	0.90	0.38	57,57,57,57	0
84	MG	5	3631	1/1	0.90	0.24	41,41,41,41	0
84	MG	5	3509	1/1	0.90	0.36	47,47,47,47	0
84	MG	5	3511	1/1	0.90	0.34	62,62,62,62	0
84	MG	5	3515	1/1	0.90	0.45	52,52,52,52	0
84	MG	5	3637	1/1	0.90	0.32	49,49,49,49	0
84	MG	2	1901	1/1	0.90	1.24	85,85,85,85	0

Continued on next page...

Continued from previous page...

Mol	Type	Chain	Res	Atoms	RSCC	RSR	B-factors(\AA^2)	Q<0.9
84	MG	1	3452	1/1	0.90	0.43	38,38,38,38	0
84	MG	5	3737	1/1	0.90	0.08	52,52,52,52	0
84	MG	6	1987	1/1	0.90	0.14	55,55,55,55	0
84	MG	5	3739	1/1	0.90	0.30	88,88,88,88	0
84	MG	5	4076	1/1	0.90	0.50	52,52,52,52	0
84	MG	6	1988	1/1	0.90	0.27	73,73,73,73	0
84	MG	5	3538	1/1	0.90	0.52	41,41,41,41	0
84	MG	1	3467	1/1	0.90	0.23	47,47,47,47	0
84	MG	8	204	1/1	0.90	0.21	56,56,56,56	0
84	MG	8	205	1/1	0.90	0.25	48,48,48,48	0
84	MG	6	1934	1/1	0.90	0.29	67,67,67,67	0
84	MG	1	3539	1/1	0.90	0.52	44,44,44,44	0
84	MG	1	3420	1/1	0.90	0.10	38,38,38,38	0
84	MG	5	3650	1/1	0.90	0.11	46,46,46,46	0
84	MG	5	3550	1/1	0.90	0.55	31,31,31,31	0
84	MG	5	3652	1/1	0.90	0.17	44,44,44,44	0
84	MG	1	3549	1/1	0.90	0.38	53,53,53,53	0
84	MG	5	3446	1/1	0.90	0.33	45,45,45,45	0
84	MG	5	3447	1/1	0.90	0.57	34,34,34,34	0
84	MG	5	3660	1/1	0.90	0.34	41,41,41,41	0
84	MG	5	3448	1/1	0.90	0.32	28,28,28,28	0
84	MG	6	1945	1/1	0.90	0.41	66,66,66,66	0
84	MG	5	3578	1/1	0.90	0.82	40,40,40,40	0
84	MG	m7	203	1/1	0.90	0.41	40,40,40,40	0
84	MG	1	3404	1/1	0.90	0.23	42,42,42,42	0
84	MG	5	3668	1/1	0.90	0.46	71,71,71,71	0
84	MG	1	3658	1/1	0.90	0.33	52,52,52,52	0
84	MG	1	4040	1/1	0.90	0.35	39,39,39,39	0
84	MG	o3	201	1/1	0.90	0.29	49,49,49,49	0
84	MG	q1	101	1/1	0.90	0.57	47,47,47,47	0
84	MG	1	3659	1/1	0.90	0.45	47,47,47,47	0
85	OHX	1	3931	7/7	0.90	0.27	111,111,111,111	0
84	MG	1	3554	1/1	0.90	0.39	32,32,32,32	0
85	OHX	6	2158	7/7	0.90	0.35	140,140,140,140	0
84	MG	2	1910	1/1	0.90	0.43	64,64,64,64	0
84	MG	5	3597	1/1	0.90	0.27	29,29,29,29	0
84	MG	1	3605	1/1	0.90	0.19	46,46,46,46	0
84	MG	1	3561	1/1	0.90	0.43	43,43,43,43	0
84	MG	4	203	1/1	0.90	0.48	68,68,68,68	0
84	MG	6	1915	1/1	0.90	0.27	72,72,72,72	0
84	MG	2	1960	1/1	0.91	1.10	72,72,72,72	0
84	MG	5	3639	1/1	0.91	0.17	40,40,40,40	0

Continued on next page...

Continued from previous page...

Mol	Type	Chain	Res	Atoms	RSCC	RSR	B-factors(\AA^2)	Q<0.9
84	MG	5	3714	1/1	0.91	0.24	34,34,34,34	0
84	MG	6	1929	1/1	0.91	0.30	67,67,67,67	0
84	MG	2	1952	1/1	0.91	0.98	77,77,77,77	0
84	MG	1	3407	1/1	0.91	0.45	45,45,45,45	0
84	MG	1	3623	1/1	0.91	0.19	51,51,51,51	0
84	MG	L6	201	1/1	0.91	0.14	48,48,48,48	0
84	MG	5	3729	1/1	0.91	0.22	52,52,52,52	0
84	MG	1	3427	1/1	0.91	0.41	48,48,48,48	0
84	MG	2	1953	1/1	0.91	0.94	84,84,84,84	0
84	MG	6	2000	1/1	0.91	0.28	86,86,86,86	0
84	MG	1	3584	1/1	0.91	0.88	54,54,54,54	0
84	MG	1	3585	1/1	0.91	0.70	59,59,59,59	0
84	MG	1	3531	1/1	0.91	0.72	45,45,45,45	0
84	MG	5	3741	1/1	0.91	0.31	54,54,54,54	0
84	MG	5	4073	1/1	0.91	0.78	31,31,31,31	0
84	MG	5	3653	1/1	0.91	0.17	67,67,67,67	0
84	MG	1	3491	1/1	0.91	0.55	41,41,41,41	0
84	MG	2	1942	1/1	0.91	0.20	69,69,69,69	0
84	MG	7	204	1/1	0.91	0.49	40,40,40,40	0
84	MG	1	3595	1/1	0.91	0.28	50,50,50,50	0
84	MG	6	1957	1/1	0.91	0.46	63,63,63,63	0
84	MG	6	2160	1/1	0.91	0.31	84,84,84,84	0
84	MG	5	3593	1/1	0.91	0.36	54,54,54,54	0
84	MG	5	3594	1/1	0.91	0.25	40,40,40,40	0
84	MG	6	1901	1/1	0.91	0.37	50,50,50,50	0
84	MG	1	3597	1/1	0.91	0.28	46,46,46,46	0
84	MG	5	3669	1/1	0.91	0.39	39,39,39,39	0
84	MG	13	403	1/1	0.91	0.38	38,38,38,38	0
84	MG	2	1918	1/1	0.91	0.77	64,64,64,64	0
84	MG	5	3672	1/1	0.91	0.34	40,40,40,40	0
84	MG	1	3542	1/1	0.91	0.33	46,46,46,46	0
84	MG	1	3543	1/1	0.91	0.36	34,34,34,34	0
84	MG	1	3503	1/1	0.91	0.57	33,33,33,33	0
84	MG	5	3677	1/1	0.91	0.39	41,41,41,41	0
84	MG	6	1912	1/1	0.91	0.32	79,79,79,79	0
84	MG	6	1913	1/1	0.91	0.53	51,51,51,51	0
84	MG	1	3645	1/1	0.91	0.21	69,69,69,69	0
84	MG	1	3506	1/1	0.91	0.53	42,42,42,42	0
84	MG	5	3500	1/1	0.91	0.38	47,47,47,47	0
84	MG	2	1935	1/1	0.91	0.35	68,68,68,68	0
84	MG	1	3651	1/1	0.91	0.20	36,36,36,36	0
84	MG	2	1957	1/1	0.91	0.57	76,76,76,76	0

Continued on next page...

Continued from previous page...

Mol	Type	Chain	Res	Atoms	RSCC	RSR	B-factors(\AA^2)	Q<0.9
84	MG	q0	202	1/1	0.91	0.28	44,44,44,44	0
84	MG	5	3690	1/1	0.91	0.43	30,30,30,30	0
85	OHX	2	2108	7/7	0.91	0.25	145,145,145,145	0
84	MG	5	3418	1/1	0.91	0.31	41,41,41,41	0
85	OHX	2	2118	7/7	0.91	0.30	132,132,132,132	0
85	OHX	1	3921	7/7	0.91	0.32	110,110,110,110	0
84	MG	6	1980	1/1	0.91	0.28	68,68,68,68	0
84	MG	1	3556	1/1	0.91	0.52	30,30,30,30	0
85	OHX	6	2131	7/7	0.91	0.34	121,121,121,121	0
84	MG	5	3425	1/1	0.91	0.19	31,31,31,31	0
84	MG	5	3520	1/1	0.91	0.44	40,40,40,40	0
84	MG	1	3512	1/1	0.91	0.35	55,55,55,55	0
85	OHX	5	4050	7/7	0.91	0.25	158,158,158,158	0
84	MG	5	3529	1/1	0.91	0.67	58,58,58,58	0
84	MG	1	3514	1/1	0.91	0.36	33,33,33,33	0
86	ZN	d6	101	1/1	0.91	0.09	60,60,60,60	0
84	MG	6	1985	1/1	0.91	0.29	65,65,65,65	0
84	MG	5	3536	1/1	0.91	0.58	46,46,46,46	0
84	MG	5	3412	1/1	0.92	0.46	39,39,39,39	0
84	MG	1	3547	1/1	0.92	0.49	33,33,33,33	0
84	MG	1	3665	1/1	0.92	0.29	67,67,67,67	0
84	MG	6	1958	1/1	0.92	0.68	47,47,47,47	0
84	MG	5	4071	1/1	0.92	0.23	43,43,43,43	0
84	MG	5	4072	1/1	0.92	0.29	33,33,33,33	0
84	MG	1	3447	1/1	0.92	0.48	37,37,37,37	0
84	MG	5	3496	1/1	0.92	0.43	56,56,56,56	0
84	MG	5	4077	1/1	0.92	0.87	38,38,38,38	0
84	MG	5	3423	1/1	0.92	0.56	45,45,45,45	0
84	MG	5	3603	1/1	0.92	0.35	47,47,47,47	0
84	MG	2	1951	1/1	0.92	0.47	58,58,58,58	0
84	MG	6	1999	1/1	0.92	0.28	49,49,49,49	0
84	MG	5	3427	1/1	0.92	0.11	47,47,47,47	0
84	MG	M6	201	1/1	0.92	0.16	45,45,45,45	0
84	MG	5	3429	1/1	0.92	0.15	78,78,78,78	0
84	MG	5	3431	1/1	0.92	0.18	37,37,37,37	0
84	MG	8	209	1/1	0.92	0.45	68,68,68,68	0
84	MG	5	3434	1/1	0.92	0.30	32,32,32,32	0
84	MG	5	3437	1/1	0.92	0.20	35,35,35,35	0
84	MG	12	303	1/1	0.92	1.08	46,46,46,46	0
84	MG	6	1923	1/1	0.92	0.69	68,68,68,68	0
84	MG	5	3440	1/1	0.92	0.15	40,40,40,40	0
84	MG	6	1964	1/1	0.92	0.33	73,73,73,73	0

Continued on next page...

Continued from previous page...

Mol	Type	Chain	Res	Atoms	RSCC	RSR	B-factors(\AA^2)	Q<0.9
84	MG	1	3489	1/1	0.92	0.52	49,49,49,49	0
84	MG	1	3672	1/1	0.92	0.28	42,42,42,42	0
84	MG	6	1967	1/1	0.92	0.20	51,51,51,51	0
84	MG	5	3689	1/1	0.92	0.23	30,30,30,30	0
84	MG	1	4044	1/1	0.92	0.30	51,51,51,51	0
84	MG	O2	201	1/1	0.92	0.24	35,35,35,35	0
84	MG	m6	201	1/1	0.92	0.28	37,37,37,37	0
84	MG	5	3633	1/1	0.92	0.86	36,36,36,36	0
84	MG	5	3634	1/1	0.92	0.16	31,31,31,31	0
84	MG	6	2159	1/1	0.92	0.59	58,58,58,58	0
84	MG	5	3451	1/1	0.92	0.35	33,33,33,33	0
84	MG	5	3703	1/1	0.92	0.41	36,36,36,36	0
84	MG	n8	201	1/1	0.92	0.34	50,50,50,50	0
84	MG	2	1966	1/1	0.92	0.35	67,67,67,67	0
84	MG	o1	201	1/1	0.92	0.61	49,49,49,49	0
84	MG	1	3705	1/1	0.92	0.82	52,52,52,52	0
84	MG	1	3676	1/1	0.92	0.25	48,48,48,48	0
84	MG	5	3551	1/1	0.92	0.34	35,35,35,35	0
84	MG	5	3553	1/1	0.92	0.42	38,38,38,38	0
85	OHX	2	2111	7/7	0.92	0.43	112,112,112,112	0
85	OHX	2	2114	7/7	0.92	0.20	170,170,170,170	0
84	MG	1	3443	1/1	0.92	0.45	43,43,43,43	0
84	MG	1	3459	1/1	0.92	0.44	46,46,46,46	0
84	MG	5	3563	1/1	0.92	0.37	38,38,38,38	0
84	MG	1	3541	1/1	0.92	0.45	55,55,55,55	0
84	MG	5	3716	1/1	0.92	0.40	29,29,29,29	0
84	MG	5	3721	1/1	0.92	0.58	35,35,35,35	0
85	OHX	6	2146	7/7	0.92	0.36	108,108,108,108	0
85	OHX	6	2157	7/7	0.92	0.47	115,115,115,115	0
84	MG	1	3592	1/1	0.92	0.21	61,61,61,61	0
85	OHX	5	3860	7/7	0.92	0.16	122,122,122,122	0
84	MG	1	3593	1/1	0.92	0.18	39,39,39,39	0
85	OHX	5	3969	7/7	0.92	0.25	138,138,138,138	0
85	OHX	5	4020	7/7	0.92	0.41	101,101,101,101	0
84	MG	1	3617	1/1	0.92	0.48	43,43,43,43	0
84	MG	1	3497	1/1	0.92	0.56	33,33,33,33	0
85	OHX	5	4061	7/7	0.92	0.39	121,121,121,121	0
84	MG	1	3662	1/1	0.92	0.24	45,45,45,45	0
84	MG	5	3730	1/1	0.92	0.37	43,43,43,43	0
84	MG	5	3473	1/1	0.92	0.41	44,44,44,44	0
86	ZN	d7	101	1/1	0.92	0.17	106,106,106,106	0
84	MG	6	1954	1/1	0.92	0.67	51,51,51,51	0

Continued on next page...

Continued from previous page...

Mol	Type	Chain	Res	Atoms	RSCC	RSR	B-factors(\AA^2)	Q<0.9
86	ZN	q2	501	1/1	0.92	0.21	64,64,64,64	0
84	MG	1	3482	1/1	0.92	0.15	53,53,53,53	0
84	MG	8	202	1/1	0.93	0.40	64,64,64,64	0
84	MG	1	3469	1/1	0.93	0.52	51,51,51,51	0
84	MG	2	1973	1/1	0.93	0.45	64,64,64,64	0
84	MG	5	3623	1/1	0.93	0.49	57,57,57,57	0
84	MG	2	1967	1/1	0.93	0.26	83,83,83,83	0
84	MG	6	1986	1/1	0.93	0.20	57,57,57,57	0
84	MG	8	210	1/1	0.93	0.23	57,57,57,57	0
84	MG	5	3549	1/1	0.93	0.41	48,48,48,48	0
84	MG	1	3501	1/1	0.93	0.53	43,43,43,43	0
84	MG	1	3532	1/1	0.93	0.19	57,57,57,57	0
84	MG	l3	401	1/1	0.93	0.51	29,29,29,29	0
84	MG	5	3414	1/1	0.93	0.17	31,31,31,31	0
84	MG	1	3564	1/1	0.93	0.62	40,40,40,40	0
84	MG	1	3444	1/1	0.93	0.27	51,51,51,51	0
84	MG	2	1907	1/1	0.93	0.51	64,64,64,64	0
84	MG	2	1903	1/1	0.93	0.69	55,55,55,55	0
84	MG	6	1909	1/1	0.93	0.40	98,98,98,98	0
84	MG	1	3602	1/1	0.93	0.52	41,41,41,41	0
84	MG	4	205	1/1	0.93	0.49	39,39,39,39	0
84	MG	1	3604	1/1	0.93	0.17	47,47,47,47	0
84	MG	1	3575	1/1	0.93	0.45	40,40,40,40	0
84	MG	5	3708	1/1	0.93	0.26	44,44,44,44	0
84	MG	1	3670	1/1	0.93	0.39	52,52,52,52	0
84	MG	1	3577	1/1	0.93	0.24	46,46,46,46	0
84	MG	1	3423	1/1	0.93	0.23	36,36,36,36	0
84	MG	5	3589	1/1	0.93	0.41	37,37,37,37	0
84	MG	5	3648	1/1	0.93	0.19	61,61,61,61	0
84	MG	n8	202	1/1	0.93	0.23	37,37,37,37	0
84	MG	2	1928	1/1	0.93	0.39	71,71,71,71	0
84	MG	6	1921	1/1	0.93	0.48	56,56,56,56	0
84	MG	5	3717	1/1	0.93	0.18	39,39,39,39	0
84	MG	5	3718	1/1	0.93	0.20	40,40,40,40	0
84	MG	1	3612	1/1	0.93	0.29	40,40,40,40	0
85	OHX	2	2034	7/7	0.93	0.26	113,113,113,113	0
85	OHX	2	2052	7/7	0.93	0.23	117,117,117,117	0
85	OHX	2	2100	7/7	0.93	0.20	116,116,116,116	0
85	OHX	2	2107	7/7	0.93	0.33	126,126,126,126	0
84	MG	5	3596	1/1	0.93	0.43	40,40,40,40	0
84	MG	5	3654	1/1	0.93	0.25	42,42,42,42	0
84	MG	1	3614	1/1	0.93	0.14	55,55,55,55	0

Continued on next page...

Continued from previous page...

Mol	Type	Chain	Res	Atoms	RSCC	RSR	B-factors(Å ²)	Q<0.9
84	MG	1	3719	1/1	0.93	0.71	45,45,45,45	0
84	MG	L7	301	1/1	0.93	0.36	42,42,42,42	0
84	MG	6	1973	1/1	0.93	0.21	78,78,78,78	0
84	MG	5	3518	1/1	0.93	0.38	41,41,41,41	0
84	MG	5	3663	1/1	0.93	0.25	62,62,62,62	0
85	OHX	6	2068	7/7	0.93	0.22	90,90,90,90	0
85	OHX	6	2127	7/7	0.93	0.25	138,138,138,138	0
84	MG	5	3735	1/1	0.93	0.22	65,65,65,65	0
85	OHX	6	2135	7/7	0.93	0.39	92,92,92,92	0
85	OHX	6	2144	7/7	0.93	0.35	102,102,102,102	0
84	MG	1	3648	1/1	0.93	0.22	37,37,37,37	0
85	OHX	6	2155	7/7	0.93	0.42	116,116,116,116	0
84	MG	5	3522	1/1	0.93	0.27	43,43,43,43	0
84	MG	5	3607	1/1	0.93	0.18	38,38,38,38	0
84	MG	1	3488	1/1	0.93	0.34	33,33,33,33	0
85	OHX	5	3870	7/7	0.93	0.28	76,76,76,76	0
85	OHX	5	3932	7/7	0.93	0.26	75,75,75,75	0
84	MG	5	3740	1/1	0.93	0.15	41,41,41,41	0
84	MG	5	3609	1/1	0.93	0.42	55,55,55,55	0
85	OHX	5	4005	7/7	0.93	0.27	104,104,104,104	0
84	MG	sM	202	1/1	0.93	0.11	43,43,43,43	0
85	OHX	5	4029	7/7	0.93	0.31	128,128,128,128	0
84	MG	1	3426	1/1	0.93	0.47	50,50,50,50	0
84	MG	5	3673	1/1	0.93	0.51	34,34,34,34	0
84	MG	2	1922	1/1	0.93	0.97	74,74,74,74	0
84	MG	5	3534	1/1	0.93	0.37	36,36,36,36	0
85	OHX	7	220	7/7	0.93	0.31	110,110,110,110	0
84	MG	5	3535	1/1	0.93	0.35	49,49,49,49	0
84	MG	1	3518	1/1	0.93	0.43	52,52,52,52	0
84	MG	N8	202	1/1	0.93	0.14	35,35,35,35	0
84	MG	5	3679	1/1	0.93	0.41	42,42,42,42	0
84	MG	7	209	1/1	0.93	0.34	51,51,51,51	0
84	MG	7	210	1/1	0.93	0.12	53,53,53,53	0
84	MG	1	3660	1/1	0.94	0.09	47,47,47,47	0
84	MG	O3	201	1/1	0.94	0.21	42,42,42,42	0
84	MG	5	3415	1/1	0.94	0.59	29,29,29,29	0
84	MG	5	4075	1/1	0.94	0.46	33,33,33,33	0
84	MG	5	3416	1/1	0.94	0.28	38,38,38,38	0
84	MG	5	3530	1/1	0.94	0.31	41,41,41,41	0
84	MG	5	3417	1/1	0.94	0.20	84,84,84,84	0
84	MG	1	3661	1/1	0.94	0.47	55,55,55,55	0
84	MG	5	3533	1/1	0.94	0.91	55,55,55,55	0

Continued on next page...

Continued from previous page...

Mol	Type	Chain	Res	Atoms	RSCC	RSR	B-factors(\AA^2)	Q<0.9
84	MG	5	3649	1/1	0.94	0.23	35,35,35,35	0
84	MG	7	207	1/1	0.94	0.14	36,36,36,36	0
84	MG	1	3502	1/1	0.94	0.43	39,39,39,39	0
84	MG	1	3445	1/1	0.94	0.33	40,40,40,40	0
84	MG	8	201	1/1	0.94	0.24	42,42,42,42	0
84	MG	1	3415	1/1	0.94	0.38	41,41,41,41	0
84	MG	1	3545	1/1	0.94	0.54	36,36,36,36	0
84	MG	2	1920	1/1	0.94	0.69	74,74,74,74	0
84	MG	6	1972	1/1	0.94	0.31	51,51,51,51	0
84	MG	2	1925	1/1	0.94	0.76	74,74,74,74	0
84	MG	6	1906	1/1	0.94	0.34	51,51,51,51	0
84	MG	1	3594	1/1	0.94	0.35	48,48,48,48	0
84	MG	1	3669	1/1	0.94	0.27	48,48,48,48	0
84	MG	6	1978	1/1	0.94	0.59	76,76,76,76	0
84	MG	1	3476	1/1	0.94	0.20	42,42,42,42	0
84	MG	5	3665	1/1	0.94	0.45	39,39,39,39	0
84	MG	5	3439	1/1	0.94	0.33	33,33,33,33	0
84	MG	1	3725	1/1	0.94	0.38	52,52,52,52	0
84	MG	5	3562	1/1	0.94	0.35	32,32,32,32	0
84	MG	1	3596	1/1	0.94	0.16	46,46,46,46	0
84	MG	5	3670	1/1	0.94	0.32	35,35,35,35	0
84	MG	5	3564	1/1	0.94	0.45	38,38,38,38	0
84	MG	1	3633	1/1	0.94	0.44	56,56,56,56	0
84	MG	m1	201	1/1	0.94	0.40	48,48,48,48	0
84	MG	1	3432	1/1	0.94	0.22	49,49,49,49	0
84	MG	1	3677	1/1	0.94	0.27	43,43,43,43	0
84	MG	1	3515	1/1	0.94	0.46	41,41,41,41	0
84	MG	6	1918	1/1	0.94	0.48	58,58,58,58	0
84	MG	5	3582	1/1	0.94	0.23	49,49,49,49	0
84	MG	1	3433	1/1	0.94	0.35	36,36,36,36	0
84	MG	5	3584	1/1	0.94	0.11	45,45,45,45	0
84	MG	1	3455	1/1	0.94	0.34	32,32,32,32	0
84	MG	3	204	1/1	0.94	0.60	40,40,40,40	0
84	MG	5	3455	1/1	0.94	0.32	50,50,50,50	0
84	MG	3	205	1/1	0.94	0.24	66,66,66,66	0
84	MG	3	207	1/1	0.94	0.16	44,44,44,44	0
84	MG	4	201	1/1	0.94	0.52	53,53,53,53	0
84	MG	5	3459	1/1	0.94	0.35	40,40,40,40	0
84	MG	1	3682	1/1	0.94	0.50	33,33,33,33	0
85	OHX	2	2027	7/7	0.94	0.20	128,128,128,128	0
84	MG	1	3434	1/1	0.94	0.36	52,52,52,52	0
84	MG	1	3520	1/1	0.94	0.32	42,42,42,42	0

Continued on next page...

Continued from previous page...

Mol	Type	Chain	Res	Atoms	RSCC	RSR	B-factors(Å ²)	Q<0.9
85	OHX	2	2063	7/7	0.94	0.22	160,160,160,160	0
85	OHX	2	2067	7/7	0.94	0.36	106,106,106,106	0
85	OHX	2	2076	7/7	0.94	0.18	135,135,135,135	0
85	OHX	2	2089	7/7	0.94	0.42	113,113,113,113	0
85	OHX	2	2090	7/7	0.94	0.19	121,121,121,121	0
84	MG	5	3695	1/1	0.94	0.25	48,48,48,48	0
85	OHX	2	2102	7/7	0.94	0.32	114,114,114,114	0
85	OHX	2	2106	7/7	0.94	0.35	123,123,123,123	0
84	MG	1	3687	1/1	0.94	0.19	48,48,48,48	0
84	MG	5	3464	1/1	0.94	0.34	29,29,29,29	0
85	OHX	2	2109	7/7	0.94	0.33	112,112,112,112	0
85	OHX	2	2110	7/7	0.94	0.38	130,130,130,130	0
84	MG	1	3565	1/1	0.94	0.47	32,32,32,32	0
84	MG	5	3700	1/1	0.94	0.23	38,38,38,38	0
84	MG	1	3567	1/1	0.94	0.93	50,50,50,50	0
84	MG	6	1936	1/1	0.94	0.38	42,42,42,42	0
85	OHX	2	2119	7/7	0.94	0.47	144,144,144,144	0
85	OHX	S6	301	7/7	0.94	0.38	117,117,117,117	0
85	OHX	1	3864	7/7	0.94	0.20	79,79,79,79	0
85	OHX	1	3889	7/7	0.94	0.21	99,99,99,99	0
85	OHX	1	3918	7/7	0.94	0.29	121,121,121,121	0
84	MG	5	3472	1/1	0.94	0.47	50,50,50,50	0
84	MG	4	209	1/1	0.94	0.29	54,54,54,54	0
85	OHX	1	3945	7/7	0.94	0.19	162,162,162,162	0
85	OHX	1	3997	7/7	0.94	0.39	82,82,82,82	0
85	OHX	1	4002	7/7	0.94	0.27	112,112,112,112	0
85	OHX	1	4003	7/7	0.94	0.39	108,108,108,108	0
84	MG	1	3644	1/1	0.94	0.72	41,41,41,41	0
85	OHX	1	4029	7/7	0.94	0.42	89,89,89,89	0
85	OHX	1	4036	7/7	0.94	0.36	104,104,104,104	0
84	MG	6	1941	1/1	0.94	0.38	43,43,43,43	0
85	OHX	6	2088	7/7	0.94	0.46	81,81,81,81	0
85	OHX	6	2101	7/7	0.94	0.26	105,105,105,105	0
85	OHX	6	2123	7/7	0.94	0.33	102,102,102,102	0
84	MG	5	3611	1/1	0.94	0.22	40,40,40,40	0
85	OHX	6	2128	7/7	0.94	0.31	112,112,112,112	0
84	MG	5	3612	1/1	0.94	0.36	40,40,40,40	0
84	MG	1	3606	1/1	0.94	0.39	34,34,34,34	0
85	OHX	6	2137	7/7	0.94	0.27	127,127,127,127	0
85	OHX	6	2142	7/7	0.94	0.24	117,117,117,117	0
84	MG	6	1943	1/1	0.94	0.57	58,58,58,58	0
84	MG	1	3646	1/1	0.94	0.14	53,53,53,53	0

Continued on next page...

Continued from previous page...

Mol	Type	Chain	Res	Atoms	RSCC	RSR	B-factors(\AA^2)	Q<0.9
85	OHX	6	2150	7/7	0.94	0.39	100,100,100,100	0
84	MG	5	3483	1/1	0.94	0.47	41,41,41,41	0
84	MG	2	1950	1/1	0.94	0.33	72,72,72,72	0
84	MG	1	3609	1/1	0.94	0.32	41,41,41,41	0
84	MG	5	3492	1/1	0.94	0.56	41,41,41,41	0
84	MG	5	3495	1/1	0.94	0.17	35,35,35,35	0
85	OHX	5	3906	7/7	0.94	0.21	101,101,101,101	0
85	OHX	5	3909	7/7	0.94	0.18	88,88,88,88	0
84	MG	6	1949	1/1	0.94	0.68	76,76,76,76	0
84	MG	2	1934	1/1	0.94	0.32	72,72,72,72	0
85	OHX	5	3943	7/7	0.94	0.18	116,116,116,116	0
84	MG	5	3725	1/1	0.94	0.28	38,38,38,38	0
85	OHX	5	3976	7/7	0.94	0.25	107,107,107,107	0
85	OHX	5	3980	7/7	0.94	0.23	102,102,102,102	0
84	MG	5	3401	1/1	0.94	0.26	32,32,32,32	0
85	OHX	5	4008	7/7	0.94	0.26	144,144,144,144	0
84	MG	5	3628	1/1	0.94	0.27	49,49,49,49	0
85	OHX	5	4024	7/7	0.94	0.32	116,116,116,116	0
84	MG	5	3629	1/1	0.94	0.35	35,35,35,35	0
85	OHX	5	4033	7/7	0.94	0.37	105,105,105,105	0
85	OHX	5	4034	7/7	0.94	0.34	84,84,84,84	0
84	MG	6	1952	1/1	0.94	0.51	54,54,54,54	0
85	OHX	5	4044	7/7	0.94	0.24	116,116,116,116	0
84	MG	1	3699	1/1	0.94	0.45	55,55,55,55	0
85	OHX	5	4055	7/7	0.94	0.36	114,114,114,114	0
84	MG	5	3502	1/1	0.94	0.46	32,32,32,32	0
84	MG	5	3733	1/1	0.94	0.43	32,32,32,32	0
84	MG	2	1926	1/1	0.94	0.33	74,74,74,74	0
84	MG	2	1927	1/1	0.94	0.47	65,65,65,65	0
86	ZN	E1	501	1/1	0.94	0.05	115,115,115,115	0
84	MG	1	3613	1/1	0.94	0.13	45,45,45,45	0
84	MG	1	3425	1/1	0.94	0.20	49,49,49,49	0
84	MG	2	1906	1/1	0.94	0.45	63,63,63,63	0
84	MG	2	1929	1/1	0.94	0.64	67,67,67,67	0
84	MG	1	3428	1/1	0.94	0.44	48,48,48,48	0
85	OHX	2	2003	7/7	0.95	0.11	101,101,101,101	0
85	OHX	2	2012	7/7	0.95	0.14	107,107,107,107	0
85	OHX	2	2025	7/7	0.95	0.14	108,108,108,108	0
85	OHX	2	2026	7/7	0.95	0.19	118,118,118,118	0
84	MG	2	1908	1/1	0.95	0.39	78,78,78,78	0
84	MG	1	3588	1/1	0.95	0.41	42,42,42,42	0
85	OHX	2	2040	7/7	0.95	0.24	110,110,110,110	0

Continued on next page...

Continued from previous page...

Mol	Type	Chain	Res	Atoms	RSCC	RSR	B-factors(\AA^2)	Q<0.9
84	MG	5	3713	1/1	0.95	0.34	33,33,33,33	0
84	MG	1	3490	1/1	0.95	0.26	42,42,42,42	0
84	MG	M0	301	1/1	0.95	0.37	43,43,43,43	0
85	OHX	2	2068	7/7	0.95	0.33	122,122,122,122	0
85	OHX	2	2075	7/7	0.95	0.35	115,115,115,115	0
84	MG	5	3548	1/1	0.95	0.30	29,29,29,29	0
85	OHX	2	2084	7/7	0.95	0.33	98,98,98,98	0
85	OHX	2	2085	7/7	0.95	0.29	114,114,114,114	0
84	MG	5	3465	1/1	0.95	0.17	41,41,41,41	0
84	MG	1	3470	1/1	0.95	0.28	37,37,37,37	0
85	OHX	2	2092	7/7	0.95	0.32	106,106,106,106	0
85	OHX	2	2093	7/7	0.95	0.31	103,103,103,103	0
85	OHX	2	2098	7/7	0.95	0.38	125,125,125,125	0
84	MG	5	3719	1/1	0.95	0.15	32,32,32,32	0
84	MG	M5	301	1/1	0.95	0.24	39,39,39,39	0
85	OHX	2	2105	7/7	0.95	0.31	114,114,114,114	0
84	MG	1	3493	1/1	0.95	0.49	30,30,30,30	0
84	MG	6	1933	1/1	0.95	0.41	84,84,84,84	0
84	MG	5	3558	1/1	0.95	0.47	37,37,37,37	0
84	MG	2	1916	1/1	0.95	0.41	59,59,59,59	0
84	MG	5	3475	1/1	0.95	0.66	32,32,32,32	0
84	MG	1	3524	1/1	0.95	0.26	43,43,43,43	0
84	MG	1	3559	1/1	0.95	0.47	48,48,48,48	0
84	MG	1	3418	1/1	0.95	0.22	66,66,66,66	0
84	MG	5	3570	1/1	0.95	0.29	31,31,31,31	0
84	MG	5	3479	1/1	0.95	0.27	35,35,35,35	0
84	MG	5	3734	1/1	0.95	0.14	60,60,60,60	0
85	OHX	1	3826	7/7	0.95	0.14	93,93,93,93	0
85	OHX	1	3858	7/7	0.95	0.11	128,128,128,128	0
84	MG	5	3572	1/1	0.95	0.55	28,28,28,28	0
85	OHX	1	3888	7/7	0.95	0.30	85,85,85,85	0
84	MG	1	4042	1/1	0.95	0.15	45,45,45,45	0
84	MG	5	3575	1/1	0.95	0.47	31,31,31,31	0
84	MG	1	3474	1/1	0.95	0.18	53,53,53,53	0
84	MG	5	3580	1/1	0.95	0.57	37,37,37,37	0
84	MG	1	3500	1/1	0.95	0.66	44,44,44,44	0
85	OHX	1	3949	7/7	0.95	0.30	101,101,101,101	0
85	OHX	1	3960	7/7	0.95	0.30	122,122,122,122	0
85	OHX	1	3966	7/7	0.95	0.34	175,175,175,175	0
85	OHX	1	3969	7/7	0.95	0.33	103,103,103,103	0
85	OHX	1	3974	7/7	0.95	0.30	127,127,127,127	0
85	OHX	1	3978	7/7	0.95	0.22	92,92,92,92	0

Continued on next page...

Continued from previous page...

Mol	Type	Chain	Res	Atoms	RSCC	RSR	B-factors(Å ²)	Q<0.9
85	OHX	1	3983	7/7	0.95	0.33	78,78,78,78	0
85	OHX	1	3992	7/7	0.95	0.32	116,116,116,116	0
84	MG	5	3656	1/1	0.95	0.12	36,36,36,36	0
84	MG	5	3484	1/1	0.95	0.35	35,35,35,35	0
84	MG	5	3658	1/1	0.95	0.31	46,46,46,46	0
85	OHX	1	4007	7/7	0.95	0.37	101,101,101,101	0
84	MG	1	3627	1/1	0.95	0.23	45,45,45,45	0
85	OHX	1	4013	7/7	0.95	0.26	104,104,104,104	0
85	OHX	1	4017	7/7	0.95	0.41	68,68,68,68	0
85	OHX	1	4018	7/7	0.95	0.32	88,88,88,88	0
84	MG	1	3446	1/1	0.95	0.17	47,47,47,47	0
85	OHX	1	4030	7/7	0.95	0.41	98,98,98,98	0
85	OHX	1	4031	7/7	0.95	0.23	102,102,102,102	0
85	OHX	1	4035	7/7	0.95	0.23	105,105,105,105	0
84	MG	1	3436	1/1	0.95	0.38	38,38,38,38	0
85	OHX	3	219	7/7	0.95	0.37	95,95,95,95	0
85	OHX	4	225	7/7	0.95	0.16	113,113,113,113	0
85	OHX	4	228	7/7	0.95	0.36	85,85,85,85	0
85	OHX	L4	401	7/7	0.95	0.30	92,92,92,92	0
85	OHX	M9	201	7/7	0.95	0.35	124,124,124,124	0
85	OHX	O9	101	7/7	0.95	0.46	77,77,77,77	0
85	OHX	6	2027	7/7	0.95	0.15	78,78,78,78	0
85	OHX	6	2040	7/7	0.95	0.13	89,89,89,89	0
84	MG	5	3586	1/1	0.95	0.42	34,34,34,34	0
85	OHX	6	2077	7/7	0.95	0.21	100,100,100,100	0
85	OHX	6	2080	7/7	0.95	0.29	109,109,109,109	0
85	OHX	6	2081	7/7	0.95	0.19	110,110,110,110	0
84	MG	5	3493	1/1	0.95	0.64	34,34,34,34	0
85	OHX	6	2095	7/7	0.95	0.41	119,119,119,119	0
85	OHX	6	2098	7/7	0.95	0.34	99,99,99,99	0
84	MG	5	3494	1/1	0.95	0.49	30,30,30,30	0
85	OHX	6	2109	7/7	0.95	0.26	84,84,84,84	0
85	OHX	6	2110	7/7	0.95	0.27	103,103,103,103	0
85	OHX	6	2116	7/7	0.95	0.18	111,111,111,111	0
84	MG	1	3533	1/1	0.95	0.43	39,39,39,39	0
84	MG	7	205	1/1	0.95	0.52	35,35,35,35	0
84	MG	5	3590	1/1	0.95	0.29	34,34,34,34	0
84	MG	5	3592	1/1	0.95	0.19	42,42,42,42	0
85	OHX	6	2132	7/7	0.95	0.30	112,112,112,112	0
85	OHX	6	2133	7/7	0.95	0.25	85,85,85,85	0
84	MG	6	1950	1/1	0.95	0.67	72,72,72,72	0
84	MG	1	3698	1/1	0.95	0.26	49,49,49,49	0

Continued on next page...

Continued from previous page...

Mol	Type	Chain	Res	Atoms	RSCC	RSR	B-factors(\AA^2)	Q<0.9
84	MG	1	3402	1/1	0.95	0.61	46,46,46,46	0
85	OHX	6	2143	7/7	0.95	0.34	97,97,97,97	0
84	MG	6	1904	1/1	0.95	0.62	76,76,76,76	0
85	OHX	6	2145	7/7	0.95	0.35	106,106,106,106	0
84	MG	8	203	1/1	0.95	0.43	43,43,43,43	0
84	MG	1	3603	1/1	0.95	0.39	38,38,38,38	0
85	OHX	6	2154	7/7	0.95	0.38	100,100,100,100	0
84	MG	1	3403	1/1	0.95	0.65	51,51,51,51	0
84	MG	1	3572	1/1	0.95	0.52	33,33,33,33	0
84	MG	5	3505	1/1	0.95	0.51	36,36,36,36	0
85	OHX	c3	201	7/7	0.95	0.24	113,113,113,113	0
85	OHX	5	3849	7/7	0.95	0.15	90,90,90,90	0
84	MG	5	3602	1/1	0.95	0.50	49,49,49,49	0
85	OHX	5	3864	7/7	0.95	0.17	78,78,78,78	0
84	MG	5	3441	1/1	0.95	0.35	65,65,65,65	0
85	OHX	5	3886	7/7	0.95	0.21	82,82,82,82	0
85	OHX	5	3897	7/7	0.95	0.32	81,81,81,81	0
84	MG	5	3508	1/1	0.95	0.39	34,34,34,34	0
84	MG	1	3422	1/1	0.95	0.35	55,55,55,55	0
84	MG	5	3606	1/1	0.95	0.29	41,41,41,41	0
84	MG	5	3682	1/1	0.95	0.41	35,35,35,35	0
85	OHX	5	3940	7/7	0.95	0.23	99,99,99,99	0
84	MG	5	3443	1/1	0.95	0.20	38,38,38,38	0
85	OHX	5	3961	7/7	0.95	0.27	102,102,102,102	0
84	MG	5	3513	1/1	0.95	0.41	32,32,32,32	0
84	MG	5	3514	1/1	0.95	0.64	30,30,30,30	0
85	OHX	5	3978	7/7	0.95	0.27	92,92,92,92	0
84	MG	1	3706	1/1	0.95	0.65	32,32,32,32	0
85	OHX	5	3983	7/7	0.95	0.30	83,83,83,83	0
85	OHX	5	3988	7/7	0.95	0.28	116,116,116,116	0
85	OHX	5	3989	7/7	0.95	0.36	81,81,81,81	0
85	OHX	5	3990	7/7	0.95	0.40	76,76,76,76	0
85	OHX	5	3996	7/7	0.95	0.35	92,92,92,92	0
85	OHX	5	3997	7/7	0.95	0.37	87,87,87,87	0
85	OHX	5	4001	7/7	0.95	0.27	130,130,130,130	0
84	MG	1	3607	1/1	0.95	0.23	42,42,42,42	0
84	MG	5	3517	1/1	0.95	0.31	53,53,53,53	0
85	OHX	5	4018	7/7	0.95	0.35	105,105,105,105	0
85	OHX	5	4019	7/7	0.95	0.33	109,109,109,109	0
84	MG	1	3485	1/1	0.95	0.33	37,37,37,37	0
84	MG	1	3671	1/1	0.95	0.17	45,45,45,45	0
84	MG	5	3694	1/1	0.95	0.27	35,35,35,35	0

Continued on next page...

Continued from previous page...

Mol	Type	Chain	Res	Atoms	RSCC	RSR	B-factors(Å ²)	Q<0.9
85	OHX	5	4031	7/7	0.95	0.27	106,106,106,106	0
84	MG	1	3511	1/1	0.95	0.50	39,39,39,39	0
84	MG	2	1968	1/1	0.95	0.44	85,85,85,85	0
84	MG	5	3527	1/1	0.95	0.33	69,69,69,69	0
84	MG	1	3674	1/1	0.95	0.50	37,37,37,37	0
85	OHX	5	4047	7/7	0.95	0.29	101,101,101,101	0
84	MG	n0	201	1/1	0.95	0.23	43,43,43,43	0
85	OHX	5	4053	7/7	0.95	0.29	105,105,105,105	0
84	MG	5	3452	1/1	0.95	0.34	43,43,43,43	0
85	OHX	5	4056	7/7	0.95	0.33	104,104,104,104	0
85	OHX	5	4058	7/7	0.95	0.35	115,115,115,115	0
84	MG	1	3544	1/1	0.95	0.57	35,35,35,35	0
85	OHX	5	4062	7/7	0.95	0.42	84,84,84,84	0
85	OHX	5	4067	7/7	0.95	0.22	93,93,93,93	0
84	MG	5	3702	1/1	0.95	0.13	35,35,35,35	0
84	MG	6	1968	1/1	0.95	0.35	55,55,55,55	0
85	OHX	l5	302	7/7	0.95	0.24	107,107,107,107	0
85	OHX	m0	301	7/7	0.95	0.13	109,109,109,109	0
86	ZN	D6	500	1/1	0.95	0.07	81,81,81,81	0
84	MG	6	1920	1/1	0.95	0.49	42,42,42,42	0
84	MG	2	1959	1/1	0.95	0.34	67,67,67,67	0
86	ZN	Q0	500	1/1	0.95	0.10	48,48,48,48	0
84	MG	5	3626	1/1	0.95	0.33	33,33,33,33	0
84	MG	L2	301	1/1	0.95	0.39	39,39,39,39	0
84	MG	L2	302	1/1	0.95	0.29	41,41,41,41	0
84	MG	5	3405	1/1	0.95	0.27	43,43,43,43	0
85	OHX	2	2000	7/7	0.95	0.13	89,89,89,89	0
85	OHX	1	3898	7/7	0.96	0.28	85,85,85,85	0
85	OHX	1	3905	7/7	0.96	0.20	79,79,79,79	0
85	OHX	1	3909	7/7	0.96	0.23	83,83,83,83	0
85	OHX	1	3914	7/7	0.96	0.16	111,111,111,111	0
85	OHX	1	3916	7/7	0.96	0.30	87,87,87,87	0
85	OHX	1	3917	7/7	0.96	0.13	133,133,133,133	0
84	MG	1	3478	1/1	0.96	0.15	40,40,40,40	0
85	OHX	1	3919	7/7	0.96	0.24	99,99,99,99	0
85	OHX	1	3920	7/7	0.96	0.17	121,121,121,121	0
84	MG	1	3504	1/1	0.96	0.36	40,40,40,40	0
85	OHX	1	3923	7/7	0.96	0.35	91,91,91,91	0
85	OHX	1	3929	7/7	0.96	0.34	83,83,83,83	0
85	OHX	1	3930	7/7	0.96	0.23	100,100,100,100	0
84	MG	4	206	1/1	0.96	0.27	35,35,35,35	0
85	OHX	1	3932	7/7	0.96	0.36	71,71,71,71	0

Continued on next page...

Continued from previous page...

Mol	Type	Chain	Res	Atoms	RSCC	RSR	B-factors(\AA^2)	Q<0.9
85	OHX	1	3935	7/7	0.96	0.31	88,88,88,88	0
85	OHX	1	3941	7/7	0.96	0.36	107,107,107,107	0
85	OHX	1	3943	7/7	0.96	0.31	112,112,112,112	0
84	MG	5	3521	1/1	0.96	0.41	39,39,39,39	0
85	OHX	1	3946	7/7	0.96	0.32	99,99,99,99	0
84	MG	1	3521	1/1	0.96	0.58	31,31,31,31	0
85	OHX	1	3950	7/7	0.96	0.26	121,121,121,121	0
85	OHX	1	3955	7/7	0.96	0.33	108,108,108,108	0
84	MG	1	3523	1/1	0.96	0.41	41,41,41,41	0
85	OHX	1	3964	7/7	0.96	0.28	89,89,89,89	0
84	MG	2	1958	1/1	0.96	0.49	96,96,96,96	0
84	MG	1	3525	1/1	0.96	0.39	46,46,46,46	0
84	MG	1	3711	1/1	0.96	0.23	46,46,46,46	0
85	OHX	1	3976	7/7	0.96	0.31	91,91,91,91	0
84	MG	1	3647	1/1	0.96	0.20	49,49,49,49	0
85	OHX	1	3981	7/7	0.96	0.24	95,95,95,95	0
84	MG	1	3546	1/1	0.96	0.24	36,36,36,36	0
85	OHX	1	3987	7/7	0.96	0.32	79,79,79,79	0
84	MG	1	3573	1/1	0.96	0.69	33,33,33,33	0
85	OHX	1	3993	7/7	0.96	0.37	87,87,87,87	0
84	MG	5	3692	1/1	0.96	0.44	68,68,68,68	0
85	OHX	1	4000	7/7	0.96	0.31	109,109,109,109	0
84	MG	5	3618	1/1	0.96	0.61	40,40,40,40	0
84	MG	13	404	1/1	0.96	0.26	39,39,39,39	0
85	OHX	1	4006	7/7	0.96	0.43	102,102,102,102	0
84	MG	1	3621	1/1	0.96	0.16	36,36,36,36	0
84	MG	5	3620	1/1	0.96	0.35	35,35,35,35	0
84	MG	1	3622	1/1	0.96	0.23	35,35,35,35	0
85	OHX	1	4014	7/7	0.96	0.38	110,110,110,110	0
85	OHX	1	4015	7/7	0.96	0.36	91,91,91,91	0
85	OHX	1	4016	7/7	0.96	0.38	109,109,109,109	0
84	MG	1	3574	1/1	0.96	0.41	33,33,33,33	0
84	MG	5	3537	1/1	0.96	0.42	36,36,36,36	0
85	OHX	1	4023	7/7	0.96	0.33	109,109,109,109	0
85	OHX	1	4024	7/7	0.96	0.28	155,155,155,155	0
85	OHX	1	4028	7/7	0.96	0.31	115,115,115,115	0
84	MG	1	3653	1/1	0.96	0.17	40,40,40,40	0
84	MG	1	3654	1/1	0.96	0.16	45,45,45,45	0
84	MG	m5	302	1/1	0.96	0.17	53,53,53,53	0
85	OHX	1	4032	7/7	0.96	0.43	88,88,88,88	0
85	OHX	1	4034	7/7	0.96	0.36	104,104,104,104	0
84	MG	5	3466	1/1	0.96	0.23	68,68,68,68	0

Continued on next page...

Continued from previous page...

Mol	Type	Chain	Res	Atoms	RSCC	RSR	B-factors(\AA^2)	Q<0.9
84	MG	5	3627	1/1	0.96	0.39	34,34,34,34	0
85	OHX	1	4037	7/7	0.96	0.45	98,98,98,98	0
85	OHX	1	4038	7/7	0.96	0.45	100,100,100,100	0
85	OHX	3	216	7/7	0.96	0.28	108,108,108,108	0
85	OHX	3	218	7/7	0.96	0.37	125,125,125,125	0
84	MG	1	3465	1/1	0.96	0.21	42,42,42,42	0
85	OHX	4	223	7/7	0.96	0.24	97,97,97,97	0
84	MG	m7	202	1/1	0.96	0.36	36,36,36,36	0
84	MG	5	3543	1/1	0.96	0.49	37,37,37,37	0
85	OHX	4	229	7/7	0.96	0.39	113,113,113,113	0
85	OHX	4	230	7/7	0.96	0.40	108,108,108,108	0
85	OHX	4	231	7/7	0.96	0.29	103,103,103,103	0
84	MG	5	3469	1/1	0.96	0.22	58,58,58,58	0
85	OHX	M0	302	7/7	0.96	0.18	86,86,86,86	0
84	MG	5	3410	1/1	0.96	0.62	42,42,42,42	0
85	OHX	N8	203	7/7	0.96	0.24	129,129,129,129	0
84	MG	1	3412	1/1	0.96	0.25	42,42,42,42	0
84	MG	1	3580	1/1	0.96	0.22	42,42,42,42	0
84	MG	1	3581	1/1	0.96	0.31	45,45,45,45	0
85	OHX	6	2054	7/7	0.96	0.22	84,84,84,84	0
85	OHX	6	2062	7/7	0.96	0.12	126,126,126,126	0
84	MG	5	3474	1/1	0.96	0.14	54,54,54,54	0
84	MG	1	3691	1/1	0.96	0.16	54,54,54,54	0
84	MG	M7	202	1/1	0.96	0.36	41,41,41,41	0
84	MG	M7	203	1/1	0.96	0.31	38,38,38,38	0
85	OHX	6	2084	7/7	0.96	0.19	117,117,117,117	0
84	MG	2	1914	1/1	0.96	0.56	73,73,73,73	0
85	OHX	6	2089	7/7	0.96	0.32	85,85,85,85	0
85	OHX	6	2091	7/7	0.96	0.18	110,110,110,110	0
85	OHX	6	2093	7/7	0.96	0.21	117,117,117,117	0
84	MG	1	3530	1/1	0.96	0.66	41,41,41,41	0
85	OHX	2	1991	7/7	0.96	0.12	97,97,97,97	0
84	MG	N8	201	1/1	0.96	0.21	37,37,37,37	0
85	OHX	6	2103	7/7	0.96	0.21	131,131,131,131	0
85	OHX	6	2105	7/7	0.96	0.32	115,115,115,115	0
85	OHX	6	2108	7/7	0.96	0.25	102,102,102,102	0
84	MG	5	3420	1/1	0.96	0.54	60,60,60,60	0
85	OHX	2	2008	7/7	0.96	0.14	105,105,105,105	0
85	OHX	6	2112	7/7	0.96	0.27	115,115,115,115	0
85	OHX	6	2115	7/7	0.96	0.18	106,106,106,106	0
84	MG	5	3720	1/1	0.96	0.19	32,32,32,32	0
85	OHX	6	2118	7/7	0.96	0.27	109,109,109,109	0

Continued on next page...

Continued from previous page...

Mol	Type	Chain	Res	Atoms	RSCC	RSR	B-factors(Å ²)	Q<0.9
85	OHX	6	2121	7/7	0.96	0.33	108,108,108,108	0
85	OHX	2	2015	7/7	0.96	0.15	106,106,106,106	0
84	MG	1	3632	1/1	0.96	0.53	50,50,50,50	0
84	MG	5	3422	1/1	0.96	0.34	37,37,37,37	0
84	MG	6	1940	1/1	0.96	0.24	43,43,43,43	0
84	MG	5	3724	1/1	0.96	0.14	42,42,42,42	0
84	MG	5	3486	1/1	0.96	0.36	48,48,48,48	0
84	MG	5	3726	1/1	0.96	0.13	33,33,33,33	0
85	OHX	6	2136	7/7	0.96	0.37	108,108,108,108	0
85	OHX	2	2057	7/7	0.96	0.16	126,126,126,126	0
85	OHX	6	2141	7/7	0.96	0.35	109,109,109,109	0
85	OHX	2	2058	7/7	0.96	0.11	89,89,89,89	0
85	OHX	2	2059	7/7	0.96	0.23	119,119,119,119	0
85	OHX	2	2060	7/7	0.96	0.25	122,122,122,122	0
84	MG	5	3424	1/1	0.96	0.37	32,32,32,32	0
84	MG	5	3576	1/1	0.96	0.41	34,34,34,34	0
85	OHX	6	2148	7/7	0.96	0.51	114,114,114,114	0
85	OHX	6	2149	7/7	0.96	0.31	132,132,132,132	0
84	MG	5	3488	1/1	0.96	0.32	53,53,53,53	0
85	OHX	6	2151	7/7	0.96	0.33	127,127,127,127	0
85	OHX	6	2152	7/7	0.96	0.29	107,107,107,107	0
85	OHX	6	2153	7/7	0.96	0.36	109,109,109,109	0
85	OHX	2	2070	7/7	0.96	0.24	95,95,95,95	0
85	OHX	2	2073	7/7	0.96	0.20	120,120,120,120	0
84	MG	5	3489	1/1	0.96	0.28	34,34,34,34	0
84	MG	5	3491	1/1	0.96	0.50	42,42,42,42	0
85	OHX	s4	301	7/7	0.96	0.26	110,110,110,110	0
85	OHX	s8	302	7/7	0.96	0.38	132,132,132,132	0
85	OHX	s9	201	7/7	0.96	0.43	96,96,96,96	0
85	OHX	2	2077	7/7	0.96	0.33	110,110,110,110	0
85	OHX	c5	201	7/7	0.96	0.22	128,128,128,128	0
85	OHX	sR	401	7/7	0.96	0.24	132,132,132,132	0
85	OHX	5	3802	7/7	0.96	0.12	70,70,70,70	0
85	OHX	5	3819	7/7	0.96	0.12	78,78,78,78	0
85	OHX	5	3843	7/7	0.96	0.14	91,91,91,91	0
85	OHX	2	2082	7/7	0.96	0.24	114,114,114,114	0
84	MG	1	3486	1/1	0.96	0.45	36,36,36,36	0
84	MG	1	3498	1/1	0.96	0.46	32,32,32,32	0
85	OHX	2	2086	7/7	0.96	0.35	104,104,104,104	0
85	OHX	5	3871	7/7	0.96	0.21	77,77,77,77	0
85	OHX	5	3878	7/7	0.96	0.15	80,80,80,80	0
85	OHX	5	3884	7/7	0.96	0.10	129,129,129,129	0

Continued on next page...

Continued from previous page...

Mol	Type	Chain	Res	Atoms	RSCC	RSR	B-factors(\AA^2)	Q<0.9
84	MG	6	1992	1/1	0.96	0.66	60,60,60,60	0
85	OHX	5	3895	7/7	0.96	0.30	76,76,76,76	0
84	MG	O4	201	1/1	0.96	0.52	51,51,51,51	0
85	OHX	2	2091	7/7	0.96	0.20	122,122,122,122	0
84	MG	1	3635	1/1	0.96	0.28	41,41,41,41	0
85	OHX	5	3914	7/7	0.96	0.24	93,93,93,93	0
85	OHX	5	3919	7/7	0.96	0.28	97,97,97,97	0
84	MG	1	3475	1/1	0.96	0.45	40,40,40,40	0
85	OHX	5	3937	7/7	0.96	0.29	112,112,112,112	0
85	OHX	2	2094	7/7	0.96	0.26	108,108,108,108	0
85	OHX	2	2096	7/7	0.96	0.30	122,122,122,122	0
85	OHX	2	2097	7/7	0.96	0.25	110,110,110,110	0
85	OHX	5	3945	7/7	0.96	0.17	119,119,119,119	0
85	OHX	5	3955	7/7	0.96	0.23	104,104,104,104	0
85	OHX	5	3959	7/7	0.96	0.34	118,118,118,118	0
84	MG	5	3432	1/1	0.96	0.21	31,31,31,31	0
85	OHX	5	3963	7/7	0.96	0.23	108,108,108,108	0
85	OHX	5	3966	7/7	0.96	0.33	108,108,108,108	0
85	OHX	5	3967	7/7	0.96	0.14	116,116,116,116	0
85	OHX	5	3968	7/7	0.96	0.22	86,86,86,86	0
85	OHX	2	2099	7/7	0.96	0.25	128,128,128,128	0
85	OHX	5	3972	7/7	0.96	0.33	87,87,87,87	0
85	OHX	5	3973	7/7	0.96	0.27	96,96,96,96	0
84	MG	2	1945	1/1	0.96	0.21	63,63,63,63	0
85	OHX	2	2101	7/7	0.96	0.31	129,129,129,129	0
84	MG	5	3661	1/1	0.96	0.23	33,33,33,33	0
85	OHX	5	3982	7/7	0.96	0.30	80,80,80,80	0
85	OHX	2	2103	7/7	0.96	0.27	132,132,132,132	0
85	OHX	5	3984	7/7	0.96	0.31	86,86,86,86	0
85	OHX	5	3986	7/7	0.96	0.35	105,105,105,105	0
85	OHX	2	2104	7/7	0.96	0.37	96,96,96,96	0
84	MG	5	3435	1/1	0.96	0.21	34,34,34,34	0
84	MG	5	3591	1/1	0.96	0.27	33,33,33,33	0
85	OHX	5	3995	7/7	0.96	0.33	80,80,80,80	0
84	MG	6	1997	1/1	0.96	0.20	63,63,63,63	0
84	MG	6	1948	1/1	0.96	0.48	47,47,47,47	0
85	OHX	5	4000	7/7	0.96	0.24	106,106,106,106	0
84	MG	1	3409	1/1	0.96	0.39	40,40,40,40	0
84	MG	5	3506	1/1	0.96	0.63	47,47,47,47	0
85	OHX	5	4007	7/7	0.96	0.32	63,63,63,63	0
84	MG	3	208	1/1	0.96	0.40	65,65,65,65	0
85	OHX	5	4009	7/7	0.96	0.27	115,115,115,115	0

Continued on next page...

Continued from previous page...

Mol	Type	Chain	Res	Atoms	RSCC	RSR	B-factors(\AA^2)	Q<0.9
85	OHX	5	4014	7/7	0.96	0.28	96,96,96,96	0
85	OHX	5	4016	7/7	0.96	0.39	90,90,90,90	0
85	OHX	5	4017	7/7	0.96	0.27	128,128,128,128	0
85	OHX	2	2112	7/7	0.96	0.34	116,116,116,116	0
85	OHX	2	2113	7/7	0.96	0.34	110,110,110,110	0
84	MG	3	209	1/1	0.96	0.17	74,74,74,74	0
85	OHX	5	4023	7/7	0.96	0.32	89,89,89,89	0
84	MG	7	201	1/1	0.96	0.68	49,49,49,49	0
85	OHX	2	2117	7/7	0.96	0.47	128,128,128,128	0
84	MG	1	3702	1/1	0.96	0.44	36,36,36,36	0
85	OHX	5	4032	7/7	0.96	0.33	86,86,86,86	0
84	MG	5	3599	1/1	0.96	0.25	43,43,43,43	0
84	MG	6	1953	1/1	0.96	0.63	43,43,43,43	0
85	OHX	5	4042	7/7	0.96	0.34	100,100,100,100	0
85	OHX	C3	201	7/7	0.96	0.18	115,115,115,115	0
85	OHX	D9	103	7/7	0.96	0.38	108,108,108,108	0
85	OHX	1	3770	7/7	0.96	0.18	74,74,74,74	0
85	OHX	1	3788	7/7	0.96	0.13	86,86,86,86	0
85	OHX	5	4051	7/7	0.96	0.36	100,100,100,100	0
85	OHX	1	3799	7/7	0.96	0.11	88,88,88,88	0
85	OHX	5	4054	7/7	0.96	0.33	87,87,87,87	0
85	OHX	1	3800	7/7	0.96	0.11	88,88,88,88	0
85	OHX	1	3810	7/7	0.96	0.10	99,99,99,99	0
85	OHX	1	3813	7/7	0.96	0.21	77,77,77,77	0
85	OHX	5	4059	7/7	0.96	0.37	74,74,74,74	0
85	OHX	1	3823	7/7	0.96	0.17	73,73,73,73	0
84	MG	5	3512	1/1	0.96	0.14	31,31,31,31	0
85	OHX	5	4063	7/7	0.96	0.28	121,121,121,121	0
85	OHX	5	4064	7/7	0.96	0.37	90,90,90,90	0
85	OHX	1	3828	7/7	0.96	0.10	104,104,104,104	0
85	OHX	1	3835	7/7	0.96	0.18	85,85,85,85	0
85	OHX	5	4070	7/7	0.96	0.29	135,135,135,135	0
85	OHX	1	3855	7/7	0.96	0.35	86,86,86,86	0
85	OHX	7	221	7/7	0.96	0.32	110,110,110,110	0
85	OHX	8	221	7/7	0.96	0.33	92,92,92,92	0
85	OHX	8	223	7/7	0.96	0.33	95,95,95,95	0
85	OHX	l3	408	7/7	0.96	0.35	111,111,111,111	0
85	OHX	1	3856	7/7	0.96	0.15	107,107,107,107	0
84	MG	6	2004	1/1	0.96	0.24	70,70,70,70	0
85	OHX	m0	302	7/7	0.96	0.25	88,88,88,88	0
85	OHX	m1	202	7/7	0.96	0.29	107,107,107,107	0
84	MG	1	3703	1/1	0.96	0.26	33,33,33,33	0

Continued on next page...

Continued from previous page...

Mol	Type	Chain	Res	Atoms	RSCC	RSR	B-factors(Å ²)	Q<0.9
85	OHX	1	3869	7/7	0.96	0.21	91,91,91,91	0
85	OHX	1	3873	7/7	0.96	0.18	112,112,112,112	0
85	OHX	1	3877	7/7	0.96	0.12	126,126,126,126	0
85	OHX	1	3879	7/7	0.96	0.24	101,101,101,101	0
85	OHX	1	3884	7/7	0.96	0.23	109,109,109,109	0
86	ZN	d9	101	1/1	0.96	0.13	86,86,86,86	0
84	MG	1	3563	1/1	0.96	0.83	54,54,54,54	0
84	MG	6	1907	1/1	0.96	0.42	75,75,75,75	0
85	OHX	1	3897	7/7	0.96	0.16	109,109,109,109	0
85	OHX	1	3837	7/7	0.97	0.19	71,71,71,71	0
85	OHX	1	3840	7/7	0.97	0.15	82,82,82,82	0
84	MG	5	3525	1/1	0.97	0.53	36,36,36,36	0
85	OHX	6	2087	7/7	0.97	0.34	109,109,109,109	0
85	OHX	2	2028	7/7	0.97	0.22	94,94,94,94	0
85	OHX	2	2032	7/7	0.97	0.15	121,121,121,121	0
85	OHX	1	3862	7/7	0.97	0.21	74,74,74,74	0
84	MG	5	3699	1/1	0.97	0.19	42,42,42,42	0
85	OHX	6	2094	7/7	0.97	0.23	96,96,96,96	0
85	OHX	1	3865	7/7	0.97	0.21	93,93,93,93	0
85	OHX	2	2035	7/7	0.97	0.17	95,95,95,95	0
85	OHX	6	2100	7/7	0.97	0.20	96,96,96,96	0
85	OHX	2	2036	7/7	0.97	0.14	103,103,103,103	0
85	OHX	2	2039	7/7	0.97	0.19	133,133,133,133	0
84	MG	1	3507	1/1	0.97	0.41	34,34,34,34	0
85	OHX	6	2106	7/7	0.97	0.30	96,96,96,96	0
85	OHX	6	2107	7/7	0.97	0.26	99,99,99,99	0
85	OHX	1	3881	7/7	0.97	0.29	87,87,87,87	0
85	OHX	2	2045	7/7	0.97	0.23	90,90,90,90	0
85	OHX	1	3887	7/7	0.97	0.14	99,99,99,99	0
85	OHX	2	2047	7/7	0.97	0.22	101,101,101,101	0
85	OHX	6	2113	7/7	0.97	0.35	86,86,86,86	0
85	OHX	2	2049	7/7	0.97	0.23	100,100,100,100	0
85	OHX	1	3890	7/7	0.97	0.23	102,102,102,102	0
85	OHX	6	2117	7/7	0.97	0.25	86,86,86,86	0
85	OHX	1	3892	7/7	0.97	0.25	95,95,95,95	0
85	OHX	6	2119	7/7	0.97	0.24	106,106,106,106	0
85	OHX	6	2120	7/7	0.97	0.24	85,85,85,85	0
84	MG	5	3430	1/1	0.97	0.19	33,33,33,33	0
85	OHX	2	2053	7/7	0.97	0.09	130,130,130,130	0
85	OHX	6	2124	7/7	0.97	0.27	89,89,89,89	0
85	OHX	6	2126	7/7	0.97	0.30	96,96,96,96	0
85	OHX	1	3899	7/7	0.97	0.32	91,91,91,91	0

Continued on next page...

Continued from previous page...

Mol	Type	Chain	Res	Atoms	RSCC	RSR	B-factors(\AA^2)	Q<0.9
85	OHX	1	3903	7/7	0.97	0.24	77,77,77,77	0
85	OHX	6	2129	7/7	0.97	0.25	152,152,152,152	0
85	OHX	6	2130	7/7	0.97	0.42	88,88,88,88	0
85	OHX	2	2054	7/7	0.97	0.20	122,122,122,122	0
85	OHX	1	3906	7/7	0.97	0.30	85,85,85,85	0
85	OHX	2	2055	7/7	0.97	0.31	111,111,111,111	0
85	OHX	1	3910	7/7	0.97	0.24	84,84,84,84	0
85	OHX	1	3912	7/7	0.97	0.25	110,110,110,110	0
84	MG	1	3473	1/1	0.97	0.28	45,45,45,45	0
85	OHX	6	2139	7/7	0.97	0.44	84,84,84,84	0
85	OHX	6	2140	7/7	0.97	0.30	101,101,101,101	0
85	OHX	1	3915	7/7	0.97	0.28	69,69,69,69	0
84	MG	1	3571	1/1	0.97	0.43	35,35,35,35	0
84	MG	5	3433	1/1	0.97	0.34	42,42,42,42	0
84	MG	3	206	1/1	0.97	0.79	59,59,59,59	0
85	OHX	2	2062	7/7	0.97	0.32	106,106,106,106	0
84	MG	1	3509	1/1	0.97	0.32	33,33,33,33	0
85	OHX	6	2147	7/7	0.97	0.37	100,100,100,100	0
84	MG	5	3436	1/1	0.97	0.23	30,30,30,30	0
84	MG	5	3481	1/1	0.97	0.44	35,35,35,35	0
85	OHX	1	3928	7/7	0.97	0.24	95,95,95,95	0
84	MG	1	3675	1/1	0.97	0.31	41,41,41,41	0
85	OHX	2	2071	7/7	0.97	0.28	127,127,127,127	0
84	MG	1	3495	1/1	0.97	0.46	41,41,41,41	0
84	MG	3	220	1/1	0.97	0.42	46,46,46,46	0
85	OHX	1	3933	7/7	0.97	0.17	92,92,92,92	0
85	OHX	6	2156	7/7	0.97	0.37	115,115,115,115	0
85	OHX	1	3934	7/7	0.97	0.33	94,94,94,94	0
84	MG	6	1974	1/1	0.97	0.14	50,50,50,50	0
85	OHX	1	3936	7/7	0.97	0.23	98,98,98,98	0
85	OHX	1	3937	7/7	0.97	0.43	88,88,88,88	0
85	OHX	1	3940	7/7	0.97	0.40	88,88,88,88	0
84	MG	1	3440	1/1	0.97	0.27	48,48,48,48	0
85	OHX	1	3942	7/7	0.97	0.30	88,88,88,88	0
85	OHX	d4	201	7/7	0.97	0.28	115,115,115,115	0
85	OHX	2	2078	7/7	0.97	0.28	105,105,105,105	0
85	OHX	5	3786	7/7	0.97	0.11	75,75,75,75	0
85	OHX	5	3795	7/7	0.97	0.12	104,104,104,104	0
85	OHX	2	2080	7/7	0.97	0.31	112,112,112,112	0
85	OHX	5	3810	7/7	0.97	0.11	87,87,87,87	0
85	OHX	5	3818	7/7	0.97	0.11	90,90,90,90	0
84	MG	2	1930	1/1	0.97	0.52	58,58,58,58	0

Continued on next page...

Continued from previous page...

Mol	Type	Chain	Res	Atoms	RSCC	RSR	B-factors(Å ²)	Q<0.9
85	OHX	5	3824	7/7	0.97	0.13	82,82,82,82	0
85	OHX	5	3839	7/7	0.97	0.14	84,84,84,84	0
85	OHX	1	3947	7/7	0.97	0.23	85,85,85,85	0
84	MG	1	3529	1/1	0.97	0.48	50,50,50,50	0
85	OHX	5	3850	7/7	0.97	0.12	107,107,107,107	0
85	OHX	5	3852	7/7	0.97	0.18	71,71,71,71	0
84	MG	1	3680	1/1	0.97	0.13	40,40,40,40	0
85	OHX	1	3953	7/7	0.97	0.26	108,108,108,108	0
85	OHX	5	3869	7/7	0.97	0.15	79,79,79,79	0
84	MG	5	3545	1/1	0.97	0.68	30,30,30,30	0
84	MG	5	3490	1/1	0.97	0.60	39,39,39,39	0
85	OHX	5	3873	7/7	0.97	0.20	68,68,68,68	0
85	OHX	5	3874	7/7	0.97	0.16	87,87,87,87	0
85	OHX	1	3962	7/7	0.97	0.20	101,101,101,101	0
85	OHX	5	3879	7/7	0.97	0.16	103,103,103,103	0
85	OHX	5	3880	7/7	0.97	0.22	91,91,91,91	0
84	MG	1	3578	1/1	0.97	0.27	35,35,35,35	0
84	MG	1	3551	1/1	0.97	0.57	37,37,37,37	0
85	OHX	5	3889	7/7	0.97	0.25	72,72,72,72	0
85	OHX	5	3892	7/7	0.97	0.23	80,80,80,80	0
85	OHX	1	3967	7/7	0.97	0.35	94,94,94,94	0
85	OHX	5	3896	7/7	0.97	0.21	77,77,77,77	0
84	MG	6	1944	1/1	0.97	0.60	69,69,69,69	0
85	OHX	5	3901	7/7	0.97	0.19	110,110,110,110	0
85	OHX	5	3903	7/7	0.97	0.11	110,110,110,110	0
85	OHX	5	3904	7/7	0.97	0.20	76,76,76,76	0
85	OHX	5	3905	7/7	0.97	0.26	93,93,93,93	0
85	OHX	1	3970	7/7	0.97	0.31	94,94,94,94	0
85	OHX	1	3971	7/7	0.97	0.41	98,98,98,98	0
85	OHX	5	3911	7/7	0.97	0.27	80,80,80,80	0
85	OHX	5	3913	7/7	0.97	0.21	88,88,88,88	0
85	OHX	1	3972	7/7	0.97	0.31	77,77,77,77	0
85	OHX	1	3973	7/7	0.97	0.40	105,105,105,105	0
85	OHX	5	3922	7/7	0.97	0.16	97,97,97,97	0
85	OHX	5	3926	7/7	0.97	0.18	104,104,104,104	0
85	OHX	5	3930	7/7	0.97	0.37	75,75,75,75	0
84	MG	1	3683	1/1	0.97	0.36	34,34,34,34	0
85	OHX	5	3935	7/7	0.97	0.20	92,92,92,92	0
84	MG	5	3449	1/1	0.97	0.23	34,34,34,34	0
85	OHX	1	3977	7/7	0.97	0.29	98,98,98,98	0
85	OHX	2	2095	7/7	0.97	0.36	96,96,96,96	0
85	OHX	5	3941	7/7	0.97	0.28	90,90,90,90	0

Continued on next page...

Continued from previous page...

Mol	Type	Chain	Res	Atoms	RSCC	RSR	B-factors(\AA^2)	Q<0.9
85	OHX	1	3979	7/7	0.97	0.36	94,94,94,94	0
85	OHX	5	3944	7/7	0.97	0.36	74,74,74,74	0
84	MG	2	1931	1/1	0.97	0.54	65,65,65,65	0
85	OHX	5	3946	7/7	0.97	0.23	100,100,100,100	0
85	OHX	5	3947	7/7	0.97	0.36	79,79,79,79	0
85	OHX	5	3950	7/7	0.97	0.40	101,101,101,101	0
85	OHX	5	3951	7/7	0.97	0.27	92,92,92,92	0
85	OHX	5	3954	7/7	0.97	0.25	82,82,82,82	0
85	OHX	1	3982	7/7	0.97	0.32	107,107,107,107	0
85	OHX	5	3956	7/7	0.97	0.35	76,76,76,76	0
85	OHX	5	3957	7/7	0.97	0.28	84,84,84,84	0
85	OHX	5	3958	7/7	0.97	0.29	98,98,98,98	0
84	MG	1	3413	1/1	0.97	0.46	43,43,43,43	0
85	OHX	5	3960	7/7	0.97	0.32	105,105,105,105	0
85	OHX	1	3984	7/7	0.97	0.26	102,102,102,102	0
85	OHX	1	3985	7/7	0.97	0.41	97,97,97,97	0
85	OHX	1	3986	7/7	0.97	0.19	112,112,112,112	0
84	MG	1	3717	1/1	0.97	0.16	60,60,60,60	0
85	OHX	1	3988	7/7	0.97	0.32	104,104,104,104	0
85	OHX	1	3989	7/7	0.97	0.42	104,104,104,104	0
85	OHX	5	3970	7/7	0.97	0.37	90,90,90,90	0
85	OHX	1	3990	7/7	0.97	0.38	99,99,99,99	0
85	OHX	1	3991	7/7	0.97	0.28	119,119,119,119	0
85	OHX	5	3975	7/7	0.97	0.39	85,85,85,85	0
84	MG	1	3718	1/1	0.97	0.24	78,78,78,78	0
85	OHX	5	3977	7/7	0.97	0.42	70,70,70,70	0
84	MG	5	3454	1/1	0.97	0.40	37,37,37,37	0
85	OHX	1	3994	7/7	0.97	0.32	92,92,92,92	0
85	OHX	1	3995	7/7	0.97	0.12	86,86,86,86	0
85	OHX	1	3996	7/7	0.97	0.31	97,97,97,97	0
84	MG	1	3419	1/1	0.97	0.53	44,44,44,44	0
85	OHX	1	3998	7/7	0.97	0.42	102,102,102,102	0
85	OHX	5	3987	7/7	0.97	0.45	81,81,81,81	0
84	MG	6	1989	1/1	0.97	0.20	74,74,74,74	0
84	MG	2	1980	1/1	0.97	0.12	58,58,58,58	0
84	MG	1	3534	1/1	0.97	0.72	36,36,36,36	0
85	OHX	5	3992	7/7	0.97	0.39	97,97,97,97	0
85	OHX	5	3993	7/7	0.97	0.32	101,101,101,101	0
84	MG	5	3573	1/1	0.97	0.32	37,37,37,37	0
84	MG	n3	201	1/1	0.97	0.55	28,28,28,28	0
85	OHX	1	4008	7/7	0.97	0.19	82,82,82,82	0
85	OHX	5	3998	7/7	0.97	0.44	83,83,83,83	0

Continued on next page...

Continued from previous page...

Mol	Type	Chain	Res	Atoms	RSCC	RSR	B-factors(\AA^2)	Q<0.9
85	OHX	1	4010	7/7	0.97	0.45	104,104,104,104	0
84	MG	1	3636	1/1	0.97	0.27	46,46,46,46	0
85	OHX	5	4002	7/7	0.97	0.33	102,102,102,102	0
85	OHX	5	4003	7/7	0.97	0.25	86,86,86,86	0
85	OHX	5	4004	7/7	0.97	0.29	119,119,119,119	0
84	MG	1	3586	1/1	0.97	0.56	68,68,68,68	0
84	MG	1	3480	1/1	0.97	0.36	36,36,36,36	0
84	MG	5	3630	1/1	0.97	0.15	31,31,31,31	0
84	MG	1	3537	1/1	0.97	0.34	33,33,33,33	0
85	OHX	5	4010	7/7	0.97	0.38	75,75,75,75	0
84	MG	1	3519	1/1	0.97	0.77	38,38,38,38	0
84	MG	1	3695	1/1	0.97	0.28	40,40,40,40	0
85	OHX	1	4019	7/7	0.97	0.36	85,85,85,85	0
85	OHX	1	4020	7/7	0.97	0.39	118,118,118,118	0
85	OHX	1	4021	7/7	0.97	0.31	128,128,128,128	0
84	MG	o4	201	1/1	0.97	0.35	52,52,52,52	0
85	OHX	5	4021	7/7	0.97	0.38	82,82,82,82	0
84	MG	1	4041	1/1	0.97	0.30	41,41,41,41	0
85	OHX	1	4027	7/7	0.97	0.37	103,103,103,103	0
85	OHX	5	4026	7/7	0.97	0.37	105,105,105,105	0
85	OHX	5	4027	7/7	0.97	0.28	92,92,92,92	0
85	OHX	5	4028	7/7	0.97	0.32	86,86,86,86	0
85	OHX	2	2116	7/7	0.97	0.42	109,109,109,109	0
85	OHX	5	4030	7/7	0.97	0.40	89,89,89,89	0
84	MG	6	1960	1/1	0.97	0.26	45,45,45,45	0
84	MG	1	3492	1/1	0.97	0.35	39,39,39,39	0
85	OHX	2	1993	7/7	0.97	0.14	99,99,99,99	0
85	OHX	2	1997	7/7	0.97	0.11	115,115,115,115	0
85	OHX	5	4037	7/7	0.97	0.28	89,89,89,89	0
85	OHX	5	4038	7/7	0.97	0.30	91,91,91,91	0
85	OHX	5	4039	7/7	0.97	0.40	105,105,105,105	0
85	OHX	5	4040	7/7	0.97	0.41	102,102,102,102	0
85	OHX	5	4041	7/7	0.97	0.44	96,96,96,96	0
85	OHX	1	4033	7/7	0.97	0.27	100,100,100,100	0
85	OHX	S8	301	7/7	0.97	0.26	124,124,124,124	0
84	MG	5	3468	1/1	0.97	0.49	51,51,51,51	0
85	OHX	5	4045	7/7	0.97	0.37	99,99,99,99	0
85	OHX	5	4046	7/7	0.97	0.35	75,75,75,75	0
85	OHX	C5	201	7/7	0.97	0.21	127,127,127,127	0
85	OHX	5	4048	7/7	0.97	0.28	104,104,104,104	0
84	MG	1	3591	1/1	0.97	0.15	44,44,44,44	0
85	OHX	SR	401	7/7	0.97	0.13	134,134,134,134	0

Continued on next page...

Continued from previous page...

Mol	Type	Chain	Res	Atoms	RSCC	RSR	B-factors(\AA^2)	Q<0.9
85	OHX	5	4052	7/7	0.97	0.38	94,94,94,94	0
85	OHX	3	215	7/7	0.97	0.18	98,98,98,98	0
85	OHX	1	3765	7/7	0.97	0.11	79,79,79,79	0
85	OHX	2	2005	7/7	0.97	0.13	94,94,94,94	0
85	OHX	1	3778	7/7	0.97	0.12	84,84,84,84	0
85	OHX	5	4057	7/7	0.97	0.34	96,96,96,96	0
85	OHX	4	221	7/7	0.97	0.32	88,88,88,88	0
85	OHX	1	3780	7/7	0.97	0.09	100,100,100,100	0
84	MG	5	3519	1/1	0.97	0.54	34,34,34,34	0
85	OHX	4	227	7/7	0.97	0.39	85,85,85,85	0
85	OHX	1	3795	7/7	0.97	0.13	83,83,83,83	0
84	MG	1	3566	1/1	0.97	0.37	37,37,37,37	0
85	OHX	5	4065	7/7	0.97	0.13	92,92,92,92	0
85	OHX	2	2014	7/7	0.97	0.20	89,89,89,89	0
85	OHX	1	3806	7/7	0.97	0.10	92,92,92,92	0
85	OHX	5	4069	7/7	0.97	0.11	129,129,129,129	0
85	OHX	1	3807	7/7	0.97	0.12	76,76,76,76	0
85	OHX	7	213	7/7	0.97	0.13	79,79,79,79	0
85	OHX	7	218	7/7	0.97	0.30	92,92,92,92	0
85	OHX	7	219	7/7	0.97	0.24	80,80,80,80	0
85	OHX	1	3809	7/7	0.97	0.09	107,107,107,107	0
84	MG	2	1977	1/1	0.97	0.27	75,75,75,75	0
85	OHX	8	212	7/7	0.97	0.10	91,91,91,91	0
85	OHX	8	215	7/7	0.97	0.15	94,94,94,94	0
85	OHX	8	217	7/7	0.97	0.20	101,101,101,101	0
85	OHX	8	218	7/7	0.97	0.29	79,79,79,79	0
85	OHX	8	219	7/7	0.97	0.29	90,90,90,90	0
85	OHX	1	3812	7/7	0.97	0.12	88,88,88,88	0
85	OHX	8	222	7/7	0.97	0.27	114,114,114,114	0
85	OHX	2	2017	7/7	0.97	0.15	89,89,89,89	0
85	OHX	8	224	7/7	0.97	0.45	94,94,94,94	0
85	OHX	13	407	7/7	0.97	0.28	78,78,78,78	0
85	OHX	1	3820	7/7	0.97	0.14	87,87,87,87	0
85	OHX	14	401	7/7	0.97	0.26	96,96,96,96	0
85	OHX	14	402	7/7	0.97	0.52	99,99,99,99	0
85	OHX	15	301	7/7	0.97	0.17	106,106,106,106	0
85	OHX	6	2036	7/7	0.97	0.10	110,110,110,110	0
85	OHX	19	202	7/7	0.97	0.23	92,92,92,92	0
85	OHX	6	2037	7/7	0.97	0.09	112,112,112,112	0
85	OHX	1	3822	7/7	0.97	0.11	95,95,95,95	0
85	OHX	6	2048	7/7	0.97	0.08	117,117,117,117	0
85	OHX	m7	204	7/7	0.97	0.40	84,84,84,84	0

Continued on next page...

Continued from previous page...

Mol	Type	Chain	Res	Atoms	RSCC	RSR	B-factors(Å ²)	Q<0.9
85	OHX	o9	101	7/7	0.97	0.28	87,87,87,87	0
85	OHX	2	2018	7/7	0.97	0.12	106,106,106,106	0
85	OHX	6	2057	7/7	0.97	0.12	108,108,108,108	0
85	OHX	6	2058	7/7	0.97	0.17	99,99,99,99	0
85	OHX	2	2021	7/7	0.97	0.17	99,99,99,99	0
86	ZN	Q2	501	1/1	0.97	0.16	64,64,64,64	0
85	OHX	6	2066	7/7	0.97	0.17	83,83,83,83	0
84	MG	1	3522	1/1	0.97	0.34	32,32,32,32	0
85	OHX	6	2069	7/7	0.97	0.23	86,86,86,86	0
85	OHX	6	2074	7/7	0.97	0.14	106,106,106,106	0
84	MG	5	3524	1/1	0.97	0.66	34,34,34,34	0
85	OHX	6	2079	7/7	0.97	0.23	110,110,110,110	0
85	OHX	2	1990	7/7	0.98	0.09	95,95,95,95	0
85	OHX	6	2122	7/7	0.98	0.37	92,92,92,92	0
84	MG	1	3499	1/1	0.98	0.47	39,39,39,39	0
84	MG	5	3579	1/1	0.98	0.55	32,32,32,32	0
85	OHX	6	2125	7/7	0.98	0.27	87,87,87,87	0
85	OHX	1	3922	7/7	0.98	0.43	92,92,92,92	0
85	OHX	2	1995	7/7	0.98	0.09	91,91,91,91	0
85	OHX	1	3924	7/7	0.98	0.26	76,76,76,76	0
85	OHX	1	3925	7/7	0.98	0.10	116,116,116,116	0
85	OHX	1	3926	7/7	0.98	0.31	81,81,81,81	0
85	OHX	1	3927	7/7	0.98	0.29	92,92,92,92	0
84	MG	1	3540	1/1	0.98	0.45	35,35,35,35	0
85	OHX	2	1998	7/7	0.98	0.10	89,89,89,89	0
85	OHX	6	2134	7/7	0.98	0.29	112,112,112,112	0
85	OHX	2	1999	7/7	0.98	0.10	84,84,84,84	0
84	MG	7	208	1/1	0.98	0.58	43,43,43,43	0
85	OHX	2	2002	7/7	0.98	0.08	84,84,84,84	0
85	OHX	6	2138	7/7	0.98	0.27	77,77,77,77	0
84	MG	5	3504	1/1	0.98	0.45	37,37,37,37	0
84	MG	6	1939	1/1	0.98	0.31	56,56,56,56	0
85	OHX	2	2007	7/7	0.98	0.14	94,94,94,94	0
84	MG	1	3410	1/1	0.98	0.45	35,35,35,35	0
85	OHX	2	2009	7/7	0.98	0.15	95,95,95,95	0
85	OHX	1	3939	7/7	0.98	0.32	94,94,94,94	0
84	MG	1	3555	1/1	0.98	0.16	35,35,35,35	0
85	OHX	2	2013	7/7	0.98	0.21	105,105,105,105	0
84	MG	5	3539	1/1	0.98	0.42	29,29,29,29	0
84	MG	6	1991	1/1	0.98	0.15	50,50,50,50	0
85	OHX	1	3944	7/7	0.98	0.18	100,100,100,100	0
85	OHX	2	2016	7/7	0.98	0.20	108,108,108,108	0

Continued on next page...

Continued from previous page...

Mol	Type	Chain	Res	Atoms	RSCC	RSR	B-factors(\AA^2)	Q<0.9
84	MG	2	1944	1/1	0.98	0.57	91,91,91,91	0
84	MG	5	3510	1/1	0.98	0.56	36,36,36,36	0
85	OHX	2	2020	7/7	0.98	0.09	103,103,103,103	0
84	MG	1	3557	1/1	0.98	0.70	37,37,37,37	0
85	OHX	1	3952	7/7	0.98	0.23	111,111,111,111	0
85	OHX	2	2022	7/7	0.98	0.12	107,107,107,107	0
85	OHX	1	3954	7/7	0.98	0.37	96,96,96,96	0
85	OHX	2	2023	7/7	0.98	0.22	90,90,90,90	0
85	OHX	1	3956	7/7	0.98	0.36	100,100,100,100	0
85	OHX	1	3959	7/7	0.98	0.28	84,84,84,84	0
85	OHX	2	2024	7/7	0.98	0.20	89,89,89,89	0
85	OHX	1	3961	7/7	0.98	0.23	104,104,104,104	0
84	MG	8	208	1/1	0.98	0.10	63,63,63,63	0
85	OHX	c8	201	7/7	0.98	0.15	117,117,117,117	0
85	OHX	1	3963	7/7	0.98	0.26	88,88,88,88	0
84	MG	1	3558	1/1	0.98	0.32	45,45,45,45	0
85	OHX	5	3770	7/7	0.98	0.13	63,63,63,63	0
85	OHX	5	3773	7/7	0.98	0.11	64,64,64,64	0
85	OHX	5	3775	7/7	0.98	0.11	60,60,60,60	0
85	OHX	5	3784	7/7	0.98	0.12	70,70,70,70	0
85	OHX	1	3965	7/7	0.98	0.20	109,109,109,109	0
85	OHX	5	3787	7/7	0.98	0.10	63,63,63,63	0
85	OHX	5	3788	7/7	0.98	0.08	78,78,78,78	0
84	MG	1	3716	1/1	0.98	0.10	33,33,33,33	0
85	OHX	5	3796	7/7	0.98	0.09	89,89,89,89	0
85	OHX	5	3799	7/7	0.98	0.16	82,82,82,82	0
85	OHX	5	3800	7/7	0.98	0.09	78,78,78,78	0
84	MG	5	3546	1/1	0.98	0.67	39,39,39,39	0
85	OHX	5	3803	7/7	0.98	0.10	63,63,63,63	0
85	OHX	5	3804	7/7	0.98	0.11	63,63,63,63	0
85	OHX	5	3806	7/7	0.98	0.08	74,74,74,74	0
85	OHX	5	3807	7/7	0.98	0.10	74,74,74,74	0
85	OHX	5	3809	7/7	0.98	0.13	88,88,88,88	0
85	OHX	1	3968	7/7	0.98	0.28	86,86,86,86	0
85	OHX	5	3816	7/7	0.98	0.13	66,66,66,66	0
85	OHX	5	3817	7/7	0.98	0.12	67,67,67,67	0
85	OHX	2	2029	7/7	0.98	0.12	108,108,108,108	0
85	OHX	2	2030	7/7	0.98	0.20	103,103,103,103	0
85	OHX	5	3820	7/7	0.98	0.12	81,81,81,81	0
85	OHX	5	3821	7/7	0.98	0.10	74,74,74,74	0
85	OHX	5	3823	7/7	0.98	0.13	76,76,76,76	0
84	MG	1	3463	1/1	0.98	0.47	32,32,32,32	0

Continued on next page...

Continued from previous page...

Mol	Type	Chain	Res	Atoms	RSCC	RSR	B-factors(Å ²)	Q<0.9
85	OHX	5	3827	7/7	0.98	0.20	76,76,76,76	0
85	OHX	5	3831	7/7	0.98	0.11	77,77,77,77	0
85	OHX	5	3834	7/7	0.98	0.14	79,79,79,79	0
85	OHX	5	3836	7/7	0.98	0.15	81,81,81,81	0
85	OHX	5	3837	7/7	0.98	0.26	72,72,72,72	0
85	OHX	C8	201	7/7	0.98	0.08	97,97,97,97	0
85	OHX	5	3840	7/7	0.98	0.20	73,73,73,73	0
85	OHX	2	2033	7/7	0.98	0.27	94,94,94,94	0
85	OHX	5	3845	7/7	0.98	0.11	87,87,87,87	0
85	OHX	5	3846	7/7	0.98	0.22	58,58,58,58	0
84	MG	1	3625	1/1	0.98	0.40	63,63,63,63	0
85	OHX	1	3975	7/7	0.98	0.34	85,85,85,85	0
85	OHX	1	3751	7/7	0.98	0.13	67,67,67,67	0
85	OHX	5	3853	7/7	0.98	0.10	83,83,83,83	0
85	OHX	5	3854	7/7	0.98	0.21	80,80,80,80	0
85	OHX	5	3855	7/7	0.98	0.23	83,83,83,83	0
85	OHX	5	3856	7/7	0.98	0.07	120,120,120,120	0
85	OHX	5	3857	7/7	0.98	0.20	71,71,71,71	0
85	OHX	5	3859	7/7	0.98	0.17	81,81,81,81	0
85	OHX	1	3755	7/7	0.98	0.12	67,67,67,67	0
85	OHX	1	3756	7/7	0.98	0.12	68,68,68,68	0
85	OHX	5	3866	7/7	0.98	0.19	87,87,87,87	0
85	OHX	5	3867	7/7	0.98	0.21	85,85,85,85	0
85	OHX	1	3757	7/7	0.98	0.11	70,70,70,70	0
85	OHX	1	3980	7/7	0.98	0.37	83,83,83,83	0
85	OHX	1	3764	7/7	0.98	0.15	64,64,64,64	0
85	OHX	5	3872	7/7	0.98	0.18	65,65,65,65	0
84	MG	1	3451	1/1	0.98	0.37	47,47,47,47	0
84	MG	1	3513	1/1	0.98	0.95	38,38,38,38	0
85	OHX	5	3875	7/7	0.98	0.10	112,112,112,112	0
85	OHX	5	3876	7/7	0.98	0.29	76,76,76,76	0
85	OHX	5	3877	7/7	0.98	0.19	80,80,80,80	0
85	OHX	1	3771	7/7	0.98	0.09	76,76,76,76	0
85	OHX	1	3773	7/7	0.98	0.08	73,73,73,73	0
85	OHX	1	3776	7/7	0.98	0.13	69,69,69,69	0
85	OHX	5	3883	7/7	0.98	0.19	91,91,91,91	0
85	OHX	1	3777	7/7	0.98	0.07	84,84,84,84	0
85	OHX	5	3885	7/7	0.98	0.26	92,92,92,92	0
85	OHX	2	2037	7/7	0.98	0.22	106,106,106,106	0
85	OHX	5	3887	7/7	0.98	0.23	72,72,72,72	0
84	MG	5	3552	1/1	0.98	0.57	36,36,36,36	0
85	OHX	5	3890	7/7	0.98	0.20	97,97,97,97	0

Continued on next page...

Continued from previous page...

Mol	Type	Chain	Res	Atoms	RSCC	RSR	B-factors(\AA^2)	Q<0.9
85	OHX	5	3891	7/7	0.98	0.22	84,84,84,84	0
85	OHX	1	3781	7/7	0.98	0.12	78,78,78,78	0
85	OHX	5	3893	7/7	0.98	0.15	111,111,111,111	0
85	OHX	5	3894	7/7	0.98	0.40	80,80,80,80	0
85	OHX	1	3783	7/7	0.98	0.11	70,70,70,70	0
85	OHX	1	3784	7/7	0.98	0.10	77,77,77,77	0
84	MG	6	1925	1/1	0.98	0.38	72,72,72,72	0
85	OHX	5	3899	7/7	0.98	0.25	80,80,80,80	0
85	OHX	5	3900	7/7	0.98	0.24	103,103,103,103	0
85	OHX	1	3789	7/7	0.98	0.10	88,88,88,88	0
85	OHX	5	3902	7/7	0.98	0.27	87,87,87,87	0
85	OHX	1	3791	7/7	0.98	0.11	73,73,73,73	0
85	OHX	1	3792	7/7	0.98	0.11	80,80,80,80	0
85	OHX	2	2041	7/7	0.98	0.10	119,119,119,119	0
85	OHX	1	3797	7/7	0.98	0.10	76,76,76,76	0
85	OHX	5	3907	7/7	0.98	0.17	116,116,116,116	0
85	OHX	5	3908	7/7	0.98	0.23	84,84,84,84	0
85	OHX	1	3999	7/7	0.98	0.25	82,82,82,82	0
85	OHX	5	3910	7/7	0.98	0.12	95,95,95,95	0
85	OHX	2	2042	7/7	0.98	0.15	110,110,110,110	0
85	OHX	5	3912	7/7	0.98	0.30	108,108,108,108	0
85	OHX	1	4001	7/7	0.98	0.25	108,108,108,108	0
85	OHX	2	2044	7/7	0.98	0.22	113,113,113,113	0
85	OHX	5	3915	7/7	0.98	0.25	91,91,91,91	0
85	OHX	5	3916	7/7	0.98	0.32	85,85,85,85	0
85	OHX	5	3917	7/7	0.98	0.23	86,86,86,86	0
85	OHX	5	3918	7/7	0.98	0.33	84,84,84,84	0
85	OHX	1	3804	7/7	0.98	0.10	88,88,88,88	0
85	OHX	1	4004	7/7	0.98	0.35	85,85,85,85	0
85	OHX	5	3923	7/7	0.98	0.20	85,85,85,85	0
85	OHX	5	3924	7/7	0.98	0.28	77,77,77,77	0
85	OHX	5	3925	7/7	0.98	0.22	81,81,81,81	0
85	OHX	1	3805	7/7	0.98	0.10	72,72,72,72	0
85	OHX	5	3927	7/7	0.98	0.23	87,87,87,87	0
85	OHX	5	3928	7/7	0.98	0.22	91,91,91,91	0
84	MG	5	3683	1/1	0.98	0.11	46,46,46,46	0
85	OHX	5	3931	7/7	0.98	0.18	68,68,68,68	0
85	OHX	2	2046	7/7	0.98	0.16	105,105,105,105	0
85	OHX	5	3933	7/7	0.98	0.30	77,77,77,77	0
85	OHX	5	3934	7/7	0.98	0.26	91,91,91,91	0
84	MG	5	3554	1/1	0.98	0.42	29,29,29,29	0
85	OHX	5	3936	7/7	0.98	0.23	98,98,98,98	0

Continued on next page...

Continued from previous page...

Mol	Type	Chain	Res	Atoms	RSCC	RSR	B-factors(Å ²)	Q<0.9
85	OHX	1	4011	7/7	0.98	0.32	100,100,100,100	0
85	OHX	2	2048	7/7	0.98	0.24	87,87,87,87	0
85	OHX	5	3939	7/7	0.98	0.26	83,83,83,83	0
84	MG	1	3628	1/1	0.98	0.72	50,50,50,50	0
85	OHX	2	2050	7/7	0.98	0.36	102,102,102,102	0
85	OHX	5	3942	7/7	0.98	0.25	98,98,98,98	0
85	OHX	1	3814	7/7	0.98	0.14	71,71,71,71	0
85	OHX	1	3816	7/7	0.98	0.12	84,84,84,84	0
85	OHX	1	3817	7/7	0.98	0.16	75,75,75,75	0
85	OHX	1	3819	7/7	0.98	0.09	90,90,90,90	0
85	OHX	2	2051	7/7	0.98	0.32	93,93,93,93	0
85	OHX	5	3948	7/7	0.98	0.31	92,92,92,92	0
84	MG	5	3556	1/1	0.98	0.41	36,36,36,36	0
84	MG	5	3557	1/1	0.98	0.68	42,42,42,42	0
85	OHX	5	3952	7/7	0.98	0.33	77,77,77,77	0
85	OHX	1	4022	7/7	0.98	0.41	77,77,77,77	0
84	MG	1	3579	1/1	0.98	0.42	40,40,40,40	0
85	OHX	1	3827	7/7	0.98	0.20	72,72,72,72	0
85	OHX	1	4025	7/7	0.98	0.44	101,101,101,101	0
85	OHX	1	4026	7/7	0.98	0.39	90,90,90,90	0
84	MG	6	1905	1/1	0.98	0.83	61,61,61,61	0
85	OHX	1	3829	7/7	0.98	0.15	82,82,82,82	0
85	OHX	1	3831	7/7	0.98	0.18	86,86,86,86	0
85	OHX	5	3962	7/7	0.98	0.23	111,111,111,111	0
85	OHX	1	3833	7/7	0.98	0.20	78,78,78,78	0
85	OHX	5	3964	7/7	0.98	0.34	106,106,106,106	0
85	OHX	1	3834	7/7	0.98	0.09	99,99,99,99	0
85	OHX	2	2056	7/7	0.98	0.09	127,127,127,127	0
85	OHX	1	3836	7/7	0.98	0.21	83,83,83,83	0
84	MG	5	3561	1/1	0.98	0.93	48,48,48,48	0
84	MG	5	3691	1/1	0.98	0.12	43,43,43,43	0
85	OHX	5	3971	7/7	0.98	0.23	94,94,94,94	0
85	OHX	1	3842	7/7	0.98	0.14	96,96,96,96	0
85	OHX	1	3843	7/7	0.98	0.23	79,79,79,79	0
85	OHX	5	3974	7/7	0.98	0.36	89,89,89,89	0
85	OHX	1	3844	7/7	0.98	0.19	71,71,71,71	0
85	OHX	3	210	7/7	0.98	0.09	77,77,77,77	0
85	OHX	3	212	7/7	0.98	0.11	81,81,81,81	0
85	OHX	3	213	7/7	0.98	0.18	97,97,97,97	0
85	OHX	5	3979	7/7	0.98	0.28	85,85,85,85	0
85	OHX	3	214	7/7	0.98	0.18	95,95,95,95	0
85	OHX	5	3981	7/7	0.98	0.28	97,97,97,97	0

Continued on next page...

Continued from previous page...

Mol	Type	Chain	Res	Atoms	RSCC	RSR	B-factors(Å ²)	Q<0.9
85	OHX	1	3845	7/7	0.98	0.25	77,77,77,77	0
85	OHX	1	3846	7/7	0.98	0.19	97,97,97,97	0
85	OHX	3	217	7/7	0.98	0.31	85,85,85,85	0
85	OHX	5	3985	7/7	0.98	0.39	97,97,97,97	0
85	OHX	1	3847	7/7	0.98	0.21	91,91,91,91	0
85	OHX	1	3849	7/7	0.98	0.20	80,80,80,80	0
85	OHX	4	218	7/7	0.98	0.18	77,77,77,77	0
85	OHX	4	219	7/7	0.98	0.10	93,93,93,93	0
85	OHX	4	220	7/7	0.98	0.17	96,96,96,96	0
85	OHX	5	3991	7/7	0.98	0.23	87,87,87,87	0
85	OHX	1	3852	7/7	0.98	0.14	110,110,110,110	0
85	OHX	4	222	7/7	0.98	0.26	83,83,83,83	0
85	OHX	5	3994	7/7	0.98	0.30	97,97,97,97	0
85	OHX	1	3853	7/7	0.98	0.14	93,93,93,93	0
85	OHX	4	224	7/7	0.98	0.27	82,82,82,82	0
84	MG	2	1917	1/1	0.98	0.52	62,62,62,62	0
85	OHX	4	226	7/7	0.98	0.22	106,106,106,106	0
84	MG	5	3523	1/1	0.98	0.33	27,27,27,27	0
85	OHX	1	3857	7/7	0.98	0.21	79,79,79,79	0
85	OHX	2	2061	7/7	0.98	0.25	115,115,115,115	0
85	OHX	1	3859	7/7	0.98	0.16	119,119,119,119	0
85	OHX	1	3860	7/7	0.98	0.27	82,82,82,82	0
85	OHX	L3	403	7/7	0.98	0.22	86,86,86,86	0
85	OHX	5	4006	7/7	0.98	0.37	89,89,89,89	0
84	MG	1	3505	1/1	0.98	0.29	38,38,38,38	0
85	OHX	1	3863	7/7	0.98	0.16	95,95,95,95	0
85	OHX	M5	302	7/7	0.98	0.22	88,88,88,88	0
85	OHX	M7	205	7/7	0.98	0.30	101,101,101,101	0
85	OHX	5	4012	7/7	0.98	0.27	89,89,89,89	0
85	OHX	5	4013	7/7	0.98	0.41	96,96,96,96	0
84	MG	5	3565	1/1	0.98	0.54	49,49,49,49	0
85	OHX	5	4015	7/7	0.98	0.29	98,98,98,98	0
85	OHX	2	2064	7/7	0.98	0.20	92,92,92,92	0
85	OHX	O3	202	7/7	0.98	0.33	85,85,85,85	0
85	OHX	O7	104	7/7	0.98	0.09	77,77,77,77	0
85	OHX	O7	105	7/7	0.98	0.19	76,76,76,76	0
85	OHX	1	3866	7/7	0.98	0.26	91,91,91,91	0
85	OHX	6	2017	7/7	0.98	0.09	85,85,85,85	0
85	OHX	5	4022	7/7	0.98	0.38	94,94,94,94	0
85	OHX	1	3867	7/7	0.98	0.20	75,75,75,75	0
85	OHX	6	2028	7/7	0.98	0.09	89,89,89,89	0
85	OHX	5	4025	7/7	0.98	0.37	93,93,93,93	0

Continued on next page...

Continued from previous page...

Mol	Type	Chain	Res	Atoms	RSCC	RSR	B-factors(\AA^2)	Q<0.9
85	OHX	6	2029	7/7	0.98	0.08	110,110,110,110	0
85	OHX	6	2032	7/7	0.98	0.09	87,87,87,87	0
85	OHX	6	2033	7/7	0.98	0.13	74,74,74,74	0
85	OHX	1	3868	7/7	0.98	0.23	83,83,83,83	0
85	OHX	2	2065	7/7	0.98	0.21	104,104,104,104	0
85	OHX	6	2039	7/7	0.98	0.11	83,83,83,83	0
85	OHX	1	3870	7/7	0.98	0.22	97,97,97,97	0
85	OHX	6	2041	7/7	0.98	0.12	74,74,74,74	0
85	OHX	6	2042	7/7	0.98	0.13	100,100,100,100	0
85	OHX	5	4035	7/7	0.98	0.18	63,63,63,63	0
85	OHX	5	4036	7/7	0.98	0.22	82,82,82,82	0
85	OHX	6	2043	7/7	0.98	0.19	77,77,77,77	0
85	OHX	6	2046	7/7	0.98	0.10	95,95,95,95	0
85	OHX	6	2047	7/7	0.98	0.12	91,91,91,91	0
85	OHX	1	3872	7/7	0.98	0.18	98,98,98,98	0
85	OHX	6	2049	7/7	0.98	0.14	85,85,85,85	0
85	OHX	6	2051	7/7	0.98	0.12	93,93,93,93	0
85	OHX	6	2053	7/7	0.98	0.15	84,84,84,84	0
85	OHX	2	2066	7/7	0.98	0.20	93,93,93,93	0
85	OHX	6	2055	7/7	0.98	0.10	95,95,95,95	0
85	OHX	6	2056	7/7	0.98	0.13	82,82,82,82	0
85	OHX	1	3875	7/7	0.98	0.21	100,100,100,100	0
84	MG	1	3686	1/1	0.98	0.11	37,37,37,37	0
85	OHX	5	4049	7/7	0.98	0.33	85,85,85,85	0
85	OHX	6	2059	7/7	0.98	0.10	106,106,106,106	0
85	OHX	6	2060	7/7	0.98	0.12	138,138,138,138	0
85	OHX	6	2061	7/7	0.98	0.18	98,98,98,98	0
84	MG	5	3568	1/1	0.98	0.56	35,35,35,35	0
85	OHX	6	2063	7/7	0.98	0.11	134,134,134,134	0
85	OHX	6	2064	7/7	0.98	0.07	141,141,141,141	0
85	OHX	6	2065	7/7	0.98	0.11	94,94,94,94	0
85	OHX	1	3880	7/7	0.98	0.23	89,89,89,89	0
85	OHX	6	2067	7/7	0.98	0.16	98,98,98,98	0
84	MG	5	3569	1/1	0.98	0.63	29,29,29,29	0
85	OHX	5	4060	7/7	0.98	0.30	125,125,125,125	0
85	OHX	1	3882	7/7	0.98	0.19	90,90,90,90	0
85	OHX	6	2070	7/7	0.98	0.28	98,98,98,98	0
85	OHX	6	2071	7/7	0.98	0.17	79,79,79,79	0
85	OHX	6	2072	7/7	0.98	0.23	92,92,92,92	0
84	MG	1	3453	1/1	0.98	0.39	33,33,33,33	0
85	OHX	6	2075	7/7	0.98	0.24	96,96,96,96	0
85	OHX	1	3886	7/7	0.98	0.22	101,101,101,101	0

Continued on next page...

Continued from previous page...

Mol	Type	Chain	Res	Atoms	RSCC	RSR	B-factors(\AA^2)	Q<0.9
85	OHX	2	2072	7/7	0.98	0.29	106,106,106,106	0
84	MG	5	4074	1/1	0.98	0.41	32,32,32,32	0
85	OHX	7	211	7/7	0.98	0.09	74,74,74,74	0
85	OHX	7	212	7/7	0.98	0.14	70,70,70,70	0
85	OHX	2	2074	7/7	0.98	0.24	101,101,101,101	0
85	OHX	7	214	7/7	0.98	0.15	71,71,71,71	0
85	OHX	7	217	7/7	0.98	0.15	95,95,95,95	0
85	OHX	6	2083	7/7	0.98	0.19	116,116,116,116	0
84	MG	5	3497	1/1	0.98	0.56	30,30,30,30	0
85	OHX	6	2085	7/7	0.98	0.24	78,78,78,78	0
85	OHX	6	2086	7/7	0.98	0.32	103,103,103,103	0
85	OHX	1	3891	7/7	0.98	0.22	81,81,81,81	0
85	OHX	8	213	7/7	0.98	0.18	83,83,83,83	0
85	OHX	8	214	7/7	0.98	0.13	102,102,102,102	0
84	MG	5	3528	1/1	0.98	0.26	36,36,36,36	0
85	OHX	8	216	7/7	0.98	0.31	86,86,86,86	0
85	OHX	1	3894	7/7	0.98	0.14	114,114,114,114	0
85	OHX	6	2090	7/7	0.98	0.23	115,115,115,115	0
85	OHX	1	3895	7/7	0.98	0.22	70,70,70,70	0
85	OHX	8	220	7/7	0.98	0.17	120,120,120,120	0
85	OHX	6	2092	7/7	0.98	0.17	96,96,96,96	0
85	OHX	1	3896	7/7	0.98	0.22	88,88,88,88	0
84	MG	1	3454	1/1	0.98	0.39	34,34,34,34	0
84	MG	6	1983	1/1	0.98	0.19	73,73,73,73	0
85	OHX	8	225	7/7	0.98	0.37	101,101,101,101	0
85	OHX	6	2096	7/7	0.98	0.21	100,100,100,100	0
85	OHX	6	2097	7/7	0.98	0.19	103,103,103,103	0
85	OHX	2	2079	7/7	0.98	0.23	115,115,115,115	0
85	OHX	1	3900	7/7	0.98	0.25	83,83,83,83	0
85	OHX	1	3901	7/7	0.98	0.19	106,106,106,106	0
85	OHX	6	2102	7/7	0.98	0.27	104,104,104,104	0
85	OHX	1	3902	7/7	0.98	0.26	88,88,88,88	0
85	OHX	6	2104	7/7	0.98	0.30	103,103,103,103	0
84	MG	6	1935	1/1	0.98	0.47	44,44,44,44	0
85	OHX	2	2081	7/7	0.98	0.28	109,109,109,109	0
85	OHX	m5	304	7/7	0.98	0.11	74,74,74,74	0
85	OHX	m5	305	7/7	0.98	0.18	94,94,94,94	0
84	MG	1	3550	1/1	0.98	0.26	40,40,40,40	0
85	OHX	n3	203	7/7	0.98	0.21	76,76,76,76	0
85	OHX	o7	502	7/7	0.98	0.13	79,79,79,79	0
85	OHX	1	3907	7/7	0.98	0.21	96,96,96,96	0
85	OHX	q2	502	7/7	0.98	0.16	61,61,61,61	0

Continued on next page...

Continued from previous page...

Mol	Type	Chain	Res	Atoms	RSCC	RSR	B-factors(\AA^2)	Q<0.9
85	OHX	2	2083	7/7	0.98	0.30	115,115,115,115	0
84	MG	7	203	1/1	0.98	0.38	58,58,58,58	0
86	ZN	D9	101	1/1	0.98	0.12	79,79,79,79	0
85	OHX	1	3911	7/7	0.98	0.23	103,103,103,103	0
84	MG	5	3706	1/1	0.98	0.23	37,37,37,37	0
85	OHX	6	2114	7/7	0.98	0.26	114,114,114,114	0
86	ZN	Q3	501	1/1	0.98	0.06	58,58,58,58	0
85	OHX	1	3913	7/7	0.98	0.27	70,70,70,70	0
85	OHX	2	1985	7/7	0.98	0.16	84,84,84,84	0
85	OHX	2	2087	7/7	0.98	0.26	119,119,119,119	0
85	OHX	2	2088	7/7	0.98	0.19	94,94,94,94	0
86	ZN	q0	201	1/1	0.98	0.10	36,36,36,36	0
85	OHX	2	1988	7/7	0.98	0.17	90,90,90,90	0
85	OHX	2	1989	7/7	0.98	0.08	92,92,92,92	0
85	OHX	1	3736	7/7	0.99	0.11	63,63,63,63	0
85	OHX	1	3821	7/7	0.99	0.15	77,77,77,77	0
85	OHX	6	2099	7/7	0.99	0.30	95,95,95,95	0
85	OHX	1	3738	7/7	0.99	0.08	56,56,56,56	0
85	OHX	1	3739	7/7	0.99	0.07	62,62,62,62	0
85	OHX	1	3824	7/7	0.99	0.09	56,56,56,56	0
85	OHX	1	3825	7/7	0.99	0.15	83,83,83,83	0
85	OHX	1	3740	7/7	0.99	0.13	60,60,60,60	0
85	OHX	1	3741	7/7	0.99	0.09	55,55,55,55	0
85	OHX	1	3742	7/7	0.99	0.11	65,65,65,65	0
85	OHX	1	3743	7/7	0.99	0.12	60,60,60,60	0
85	OHX	1	3830	7/7	0.99	0.11	86,86,86,86	0
85	OHX	1	3746	7/7	0.99	0.10	65,65,65,65	0
85	OHX	1	3832	7/7	0.99	0.19	75,75,75,75	0
85	OHX	6	2111	7/7	0.99	0.21	84,84,84,84	0
85	OHX	1	3747	7/7	0.99	0.14	64,64,64,64	0
85	OHX	1	3748	7/7	0.99	0.10	72,72,72,72	0
85	OHX	3	211	7/7	0.99	0.20	85,85,85,85	0
85	OHX	1	3749	7/7	0.99	0.11	67,67,67,67	0
85	OHX	1	3750	7/7	0.99	0.12	76,76,76,76	0
85	OHX	2	2038	7/7	0.99	0.24	93,93,93,93	0
85	OHX	5	3920	7/7	0.99	0.12	73,73,73,73	0
85	OHX	5	3921	7/7	0.99	0.24	95,95,95,95	0
85	OHX	1	3838	7/7	0.99	0.25	68,68,68,68	0
85	OHX	1	3938	7/7	0.99	0.24	92,92,92,92	0
85	OHX	1	3839	7/7	0.99	0.18	80,80,80,80	0
85	OHX	1	3753	7/7	0.99	0.09	67,67,67,67	0
85	OHX	1	3841	7/7	0.99	0.17	62,62,62,62	0

Continued on next page...

Continued from previous page...

Mol	Type	Chain	Res	Atoms	RSCC	RSR	B-factors(Å ²)	Q<0.9
85	OHX	4	215	7/7	0.99	0.10	54,54,54,54	0
85	OHX	4	216	7/7	0.99	0.09	58,58,58,58	0
85	OHX	5	3929	7/7	0.99	0.18	76,76,76,76	0
85	OHX	4	217	7/7	0.99	0.08	68,68,68,68	0
85	OHX	2	2011	7/7	0.99	0.16	98,98,98,98	0
85	OHX	2	2069	7/7	0.99	0.15	112,112,112,112	0
85	OHX	2	1987	7/7	0.99	0.10	74,74,74,74	0
85	OHX	1	3758	7/7	0.99	0.05	67,67,67,67	0
85	OHX	1	3759	7/7	0.99	0.11	79,79,79,79	0
85	OHX	1	3760	7/7	0.99	0.09	68,68,68,68	0
85	OHX	1	3948	7/7	0.99	0.18	70,70,70,70	0
85	OHX	1	3848	7/7	0.99	0.15	90,90,90,90	0
85	OHX	1	3762	7/7	0.99	0.07	66,66,66,66	0
85	OHX	1	3951	7/7	0.99	0.29	81,81,81,81	0
85	OHX	1	3850	7/7	0.99	0.24	83,83,83,83	0
85	OHX	1	3851	7/7	0.99	0.23	82,82,82,82	0
85	OHX	1	3763	7/7	0.99	0.09	68,68,68,68	0
84	MG	1	3535	1/1	0.99	0.37	43,43,43,43	0
85	OHX	L3	402	7/7	0.99	0.27	86,86,86,86	0
85	OHX	1	3854	7/7	0.99	0.17	74,74,74,74	0
85	OHX	1	3957	7/7	0.99	0.32	111,111,111,111	0
85	OHX	1	3958	7/7	0.99	0.34	84,84,84,84	0
85	OHX	5	3949	7/7	0.99	0.18	63,63,63,63	0
84	MG	1	3562	1/1	0.99	0.56	48,48,48,48	0
85	OHX	M6	202	7/7	0.99	0.18	80,80,80,80	0
85	OHX	1	3766	7/7	0.99	0.08	76,76,76,76	0
85	OHX	5	3953	7/7	0.99	0.20	81,81,81,81	0
85	OHX	1	3767	7/7	0.99	0.12	69,69,69,69	0
85	OHX	N1	201	7/7	0.99	0.08	59,59,59,59	0
85	OHX	1	3768	7/7	0.99	0.06	83,83,83,83	0
85	OHX	N9	101	7/7	0.99	0.11	56,56,56,56	0
85	OHX	1	3769	7/7	0.99	0.07	63,63,63,63	0
85	OHX	2	2043	7/7	0.99	0.19	89,89,89,89	0
85	OHX	1	3861	7/7	0.99	0.14	67,67,67,67	0
84	MG	5	3560	1/1	0.99	0.47	35,35,35,35	0
85	OHX	Q2	503	7/7	0.99	0.20	59,59,59,59	0
85	OHX	6	2010	7/7	0.99	0.18	73,73,73,73	0
85	OHX	6	2011	7/7	0.99	0.09	61,61,61,61	0
85	OHX	5	3965	7/7	0.99	0.29	88,88,88,88	0
85	OHX	6	2012	7/7	0.99	0.10	67,67,67,67	0
85	OHX	6	2013	7/7	0.99	0.12	70,70,70,70	0
85	OHX	6	2015	7/7	0.99	0.11	75,75,75,75	0

Continued on next page...

Continued from previous page...

Mol	Type	Chain	Res	Atoms	RSCC	RSR	B-factors(\AA^2)	Q<0.9
85	OHX	6	2016	7/7	0.99	0.14	71,71,71,71	0
85	OHX	1	3772	7/7	0.99	0.06	74,74,74,74	0
85	OHX	6	2018	7/7	0.99	0.10	60,60,60,60	0
85	OHX	6	2019	7/7	0.99	0.13	77,77,77,77	0
85	OHX	6	2020	7/7	0.99	0.09	69,69,69,69	0
85	OHX	6	2021	7/7	0.99	0.09	74,74,74,74	0
85	OHX	5	3742	7/7	0.99	0.18	46,46,46,46	0
85	OHX	5	3746	7/7	0.99	0.16	54,54,54,54	0
85	OHX	5	3747	7/7	0.99	0.12	53,53,53,53	0
85	OHX	5	3748	7/7	0.99	0.10	55,55,55,55	0
85	OHX	5	3749	7/7	0.99	0.13	52,52,52,52	0
85	OHX	5	3750	7/7	0.99	0.11	54,54,54,54	0
85	OHX	5	3751	7/7	0.99	0.12	52,52,52,52	0
85	OHX	5	3753	7/7	0.99	0.16	68,68,68,68	0
85	OHX	5	3754	7/7	0.99	0.09	50,50,50,50	0
85	OHX	5	3755	7/7	0.99	0.09	50,50,50,50	0
85	OHX	5	3758	7/7	0.99	0.11	55,55,55,55	0
85	OHX	5	3759	7/7	0.99	0.08	62,62,62,62	0
85	OHX	5	3760	7/7	0.99	0.09	56,56,56,56	0
85	OHX	5	3761	7/7	0.99	0.08	55,55,55,55	0
85	OHX	5	3762	7/7	0.99	0.10	63,63,63,63	0
85	OHX	5	3764	7/7	0.99	0.06	57,57,57,57	0
85	OHX	5	3765	7/7	0.99	0.10	59,59,59,59	0
85	OHX	5	3767	7/7	0.99	0.11	63,63,63,63	0
85	OHX	5	3768	7/7	0.99	0.06	58,58,58,58	0
85	OHX	6	2022	7/7	0.99	0.09	87,87,87,87	0
85	OHX	5	3771	7/7	0.99	0.04	66,66,66,66	0
85	OHX	5	3772	7/7	0.99	0.05	61,61,61,61	0
85	OHX	6	2023	7/7	0.99	0.06	71,71,71,71	0
85	OHX	6	2024	7/7	0.99	0.07	71,71,71,71	0
85	OHX	5	3999	7/7	0.99	0.28	76,76,76,76	0
85	OHX	5	3776	7/7	0.99	0.10	86,86,86,86	0
85	OHX	5	3777	7/7	0.99	0.07	59,59,59,59	0
85	OHX	5	3778	7/7	0.99	0.06	64,64,64,64	0
85	OHX	5	3779	7/7	0.99	0.06	65,65,65,65	0
85	OHX	5	3780	7/7	0.99	0.05	59,59,59,59	0
85	OHX	5	3781	7/7	0.99	0.09	65,65,65,65	0
85	OHX	5	3782	7/7	0.99	0.10	76,76,76,76	0
85	OHX	5	3783	7/7	0.99	0.06	77,77,77,77	0
85	OHX	6	2025	7/7	0.99	0.09	73,73,73,73	0
85	OHX	5	3785	7/7	0.99	0.07	68,68,68,68	0
85	OHX	6	2026	7/7	0.99	0.07	71,71,71,71	0

Continued on next page...

Continued from previous page...

Mol	Type	Chain	Res	Atoms	RSCC	RSR	B-factors(\AA^2)	Q<0.9
85	OHX	5	4011	7/7	0.99	0.20	63,63,63,63	0
84	MG	6	1914	1/1	0.99	0.46	41,41,41,41	0
85	OHX	1	3774	7/7	0.99	0.06	74,74,74,74	0
85	OHX	5	3789	7/7	0.99	0.06	59,59,59,59	0
85	OHX	5	3790	7/7	0.99	0.08	58,58,58,58	0
85	OHX	5	3791	7/7	0.99	0.07	73,73,73,73	0
85	OHX	5	3792	7/7	0.99	0.06	81,81,81,81	0
85	OHX	5	3793	7/7	0.99	0.07	87,87,87,87	0
85	OHX	5	3794	7/7	0.99	0.08	69,69,69,69	0
85	OHX	1	3775	7/7	0.99	0.10	83,83,83,83	0
85	OHX	6	2030	7/7	0.99	0.19	74,74,74,74	0
85	OHX	5	3797	7/7	0.99	0.13	57,57,57,57	0
85	OHX	5	3798	7/7	0.99	0.08	80,80,80,80	0
85	OHX	6	2031	7/7	0.99	0.13	76,76,76,76	0
85	OHX	2	1992	7/7	0.99	0.10	89,89,89,89	0
85	OHX	5	3801	7/7	0.99	0.09	69,69,69,69	0
84	MG	6	1931	1/1	0.99	0.29	48,48,48,48	0
85	OHX	6	2034	7/7	0.99	0.07	91,91,91,91	0
85	OHX	6	2035	7/7	0.99	0.19	71,71,71,71	0
85	OHX	5	3805	7/7	0.99	0.09	73,73,73,73	0
85	OHX	2	2019	7/7	0.99	0.18	87,87,87,87	0
85	OHX	1	3779	7/7	0.99	0.08	71,71,71,71	0
85	OHX	5	3808	7/7	0.99	0.09	67,67,67,67	0
85	OHX	6	2038	7/7	0.99	0.11	71,71,71,71	0
85	OHX	1	3871	7/7	0.99	0.22	100,100,100,100	0
85	OHX	5	3811	7/7	0.99	0.11	73,73,73,73	0
85	OHX	5	3812	7/7	0.99	0.08	74,74,74,74	0
85	OHX	5	3813	7/7	0.99	0.09	81,81,81,81	0
85	OHX	5	3814	7/7	0.99	0.07	84,84,84,84	0
85	OHX	5	3815	7/7	0.99	0.11	68,68,68,68	0
85	OHX	2	1994	7/7	0.99	0.11	99,99,99,99	0
84	MG	1	3481	1/1	0.99	0.21	45,45,45,45	0
85	OHX	1	3874	7/7	0.99	0.20	91,91,91,91	0
85	OHX	1	3782	7/7	0.99	0.07	77,77,77,77	0
85	OHX	6	2044	7/7	0.99	0.11	81,81,81,81	0
85	OHX	6	2045	7/7	0.99	0.10	87,87,87,87	0
85	OHX	5	3822	7/7	0.99	0.17	64,64,64,64	0
85	OHX	1	3876	7/7	0.99	0.23	86,86,86,86	0
85	OHX	2	1996	7/7	0.99	0.10	83,83,83,83	0
85	OHX	5	3825	7/7	0.99	0.12	68,68,68,68	0
85	OHX	5	3826	7/7	0.99	0.10	62,62,62,62	0
85	OHX	1	3878	7/7	0.99	0.21	88,88,88,88	0

Continued on next page...

Continued from previous page...

Mol	Type	Chain	Res	Atoms	RSCC	RSR	B-factors(Å ²)	Q<0.9
85	OHX	5	3828	7/7	0.99	0.19	73,73,73,73	0
85	OHX	5	3829	7/7	0.99	0.12	68,68,68,68	0
85	OHX	5	3830	7/7	0.99	0.14	64,64,64,64	0
84	MG	1	3576	1/1	0.99	0.57	28,28,28,28	0
85	OHX	5	3832	7/7	0.99	0.12	103,103,103,103	0
85	OHX	5	3833	7/7	0.99	0.07	61,61,61,61	0
85	OHX	6	2050	7/7	0.99	0.12	92,92,92,92	0
85	OHX	5	3835	7/7	0.99	0.13	73,73,73,73	0
85	OHX	1	3786	7/7	0.99	0.08	101,101,101,101	0
85	OHX	6	2052	7/7	0.99	0.09	110,110,110,110	0
85	OHX	5	3838	7/7	0.99	0.15	101,101,101,101	0
85	OHX	1	3787	7/7	0.99	0.07	73,73,73,73	0
84	MG	5	3577	1/1	0.99	0.50	45,45,45,45	0
85	OHX	5	4066	7/7	0.99	0.43	114,114,114,114	0
85	OHX	5	3841	7/7	0.99	0.08	97,97,97,97	0
85	OHX	5	3842	7/7	0.99	0.10	91,91,91,91	0
85	OHX	1	3883	7/7	0.99	0.19	106,106,106,106	0
85	OHX	5	3844	7/7	0.99	0.12	70,70,70,70	0
84	MG	1	3553	1/1	0.99	0.51	30,30,30,30	0
85	OHX	1	3885	7/7	0.99	0.22	78,78,78,78	0
85	OHX	5	3847	7/7	0.99	0.12	67,67,67,67	0
85	OHX	5	3848	7/7	0.99	0.20	80,80,80,80	0
85	OHX	7	215	7/7	0.99	0.09	82,82,82,82	0
85	OHX	7	216	7/7	0.99	0.13	87,87,87,87	0
85	OHX	1	3790	7/7	0.99	0.11	72,72,72,72	0
84	MG	1	3464	1/1	0.99	0.28	36,36,36,36	0
85	OHX	5	3851	7/7	0.99	0.08	52,52,52,52	0
85	OHX	2	2001	7/7	0.99	0.09	83,83,83,83	0
85	OHX	1	3793	7/7	0.99	0.06	89,89,89,89	0
85	OHX	8	211	7/7	0.99	0.08	55,55,55,55	0
85	OHX	1	3794	7/7	0.99	0.06	62,62,62,62	0
84	MG	5	3567	1/1	0.99	0.49	30,30,30,30	0
85	OHX	1	3796	7/7	0.99	0.07	79,79,79,79	0
85	OHX	1	3893	7/7	0.99	0.28	81,81,81,81	0
85	OHX	5	3858	7/7	0.99	0.21	82,82,82,82	0
84	MG	1	3483	1/1	0.99	0.31	45,45,45,45	0
85	OHX	1	3798	7/7	0.99	0.08	75,75,75,75	0
85	OHX	5	3861	7/7	0.99	0.06	103,103,103,103	0
85	OHX	5	3862	7/7	0.99	0.25	77,77,77,77	0
85	OHX	5	3863	7/7	0.99	0.22	86,86,86,86	0
85	OHX	2	2004	7/7	0.99	0.09	86,86,86,86	0
85	OHX	5	3865	7/7	0.99	0.11	87,87,87,87	0

Continued on next page...

Continued from previous page...

Mol	Type	Chain	Res	Atoms	RSCC	RSR	B-factors(\AA^2)	Q<0.9
85	OHX	2	2031	7/7	0.99	0.18	95,95,95,95	0
85	OHX	1	3801	7/7	0.99	0.11	81,81,81,81	0
85	OHX	l3	406	7/7	0.99	0.14	79,79,79,79	0
85	OHX	5	3868	7/7	0.99	0.07	96,96,96,96	0
85	OHX	1	3802	7/7	0.99	0.13	75,75,75,75	0
85	OHX	1	3803	7/7	0.99	0.20	74,74,74,74	0
85	OHX	6	2073	7/7	0.99	0.28	86,86,86,86	0
85	OHX	1	4005	7/7	0.99	0.25	95,95,95,95	0
85	OHX	2	1983	7/7	0.99	0.11	75,75,75,75	0
85	OHX	6	2076	7/7	0.99	0.23	81,81,81,81	0
85	OHX	2	2006	7/7	0.99	0.12	113,113,113,113	0
85	OHX	6	2078	7/7	0.99	0.24	98,98,98,98	0
85	OHX	2	1984	7/7	0.99	0.11	78,78,78,78	0
85	OHX	1	4009	7/7	0.99	0.20	83,83,83,83	0
85	OHX	1	3904	7/7	0.99	0.16	82,82,82,82	0
85	OHX	6	2082	7/7	0.99	0.21	91,91,91,91	0
85	OHX	n3	202	7/7	0.99	0.08	72,72,72,72	0
85	OHX	5	3881	7/7	0.99	0.11	106,106,106,106	0
85	OHX	n9	102	7/7	0.99	0.14	59,59,59,59	0
85	OHX	o3	202	7/7	0.99	0.19	82,82,82,82	0
85	OHX	5	3882	7/7	0.99	0.26	67,67,67,67	0
84	MG	5	3547	1/1	0.99	0.53	33,33,33,33	0
85	OHX	1	3808	7/7	0.99	0.10	93,93,93,93	0
85	OHX	2	1986	7/7	0.99	0.10	81,81,81,81	0
85	OHX	1	3908	7/7	0.99	0.18	103,103,103,103	0
85	OHX	2	2010	7/7	0.99	0.17	88,88,88,88	0
85	OHX	5	3888	7/7	0.99	0.26	91,91,91,91	0
86	ZN	O7	101	1/1	0.99	0.07	42,42,42,42	0
85	OHX	1	3811	7/7	0.99	0.09	78,78,78,78	0
85	OHX	1	3730	7/7	0.99	0.18	55,55,55,55	0
85	OHX	1	3731	7/7	0.99	0.11	50,50,50,50	0
85	OHX	1	3732	7/7	0.99	0.13	57,57,57,57	0
85	OHX	1	3815	7/7	0.99	0.14	71,71,71,71	0
85	OHX	1	3733	7/7	0.99	0.10	47,47,47,47	0
85	OHX	1	3734	7/7	0.99	0.09	56,56,56,56	0
86	ZN	o7	501	1/1	0.99	0.07	45,45,45,45	0
85	OHX	1	3818	7/7	0.99	0.16	58,58,58,58	0
85	OHX	1	3735	7/7	0.99	0.11	54,54,54,54	0
86	ZN	q3	501	1/1	0.99	0.10	57,57,57,57	0
85	OHX	5	3898	7/7	0.99	0.17	80,80,80,80	0
85	OHX	1	3727	7/7	1.00	0.10	52,52,52,52	0
85	OHX	1	3728	7/7	1.00	0.10	44,44,44,44	0

Continued on next page...

Continued from previous page...

Mol	Type	Chain	Res	Atoms	RSCC	RSR	B-factors(\AA^2)	Q<0.9
85	OHX	5	3769	7/7	1.00	0.06	52,52,52,52	0
85	OHX	6	2014	7/7	1.00	0.09	62,62,62,62	0
85	OHX	1	3737	7/7	1.00	0.06	56,56,56,56	0
85	OHX	1	3729	7/7	1.00	0.14	53,53,53,53	0
85	OHX	1	3744	7/7	1.00	0.04	54,54,54,54	0
85	OHX	5	3774	7/7	1.00	0.11	53,53,53,53	0
85	OHX	5	3752	7/7	1.00	0.09	40,40,40,40	0
85	OHX	1	3761	7/7	1.00	0.06	60,60,60,60	0
85	OHX	1	3752	7/7	1.00	0.09	59,59,59,59	0
85	OHX	1	3745	7/7	1.00	0.09	66,66,66,66	0
85	OHX	5	3756	7/7	1.00	0.08	60,60,60,60	0
85	OHX	5	3757	7/7	1.00	0.10	58,58,58,58	0
85	OHX	1	3754	7/7	1.00	0.05	63,63,63,63	0
85	OHX	6	2009	7/7	1.00	0.12	57,57,57,57	0
85	OHX	1	3785	7/7	1.00	0.06	66,66,66,66	0
85	OHX	1	3726	7/7	1.00	0.13	43,43,43,43	0
85	OHX	5	3743	7/7	1.00	0.14	43,43,43,43	0
85	OHX	5	3763	7/7	1.00	0.09	61,61,61,61	0
85	OHX	5	3744	7/7	1.00	0.12	40,40,40,40	0
85	OHX	5	3745	7/7	1.00	0.10	43,43,43,43	0
85	OHX	5	3766	7/7	1.00	0.07	63,63,63,63	0

6.5 Other polymers [\(i\)](#)

There are no such residues in this entry.