



## Full wwPDB EM Validation Report ⓘ

Jan 26, 2023 – 07:01 PM EST

PDB ID : 8FM9  
EMDB ID : EMD-29289  
Title : Nodavirus RNA replication proto-crown, detergent-solublized C12 multimer  
Authors : Zhan, H.; Unchwaniwala, N.; Rebolledo Viveros, A.; Pennington, J.; Horswill, M.; Broadberry, R.; Myers, J.; den Boon, J.; Grant, T.; Ahlquist, P.  
Deposited on : 2022-12-22  
Resolution : 3.20 Å(reported)

This is a Full wwPDB EM Validation Report for a publicly released PDB entry.

We welcome your comments at [validation@mail.wwpdb.org](mailto:validation@mail.wwpdb.org)

A user guide is available at

<https://www.wwpdb.org/validation/2017/EMValidationReportHelp>

with specific help available everywhere you see the ⓘ symbol.

The types of validation reports are described at

<http://www.wwpdb.org/validation/2017/FAQs#types>.

---

The following versions of software and data (see [references ⓘ](#)) were used in the production of this report:

EMDB validation analysis : 0.0.1.dev43  
MolProbity : 4.02b-467  
Percentile statistics : 20191225.v01 (using entries in the PDB archive December 25th 2019)  
MapQ : 1.9.9  
Ideal geometry (proteins) : Engh & Huber (2001)  
Ideal geometry (DNA, RNA) : Parkinson et al. (1996)  
Validation Pipeline (wwPDB-VP) : 2.31.2

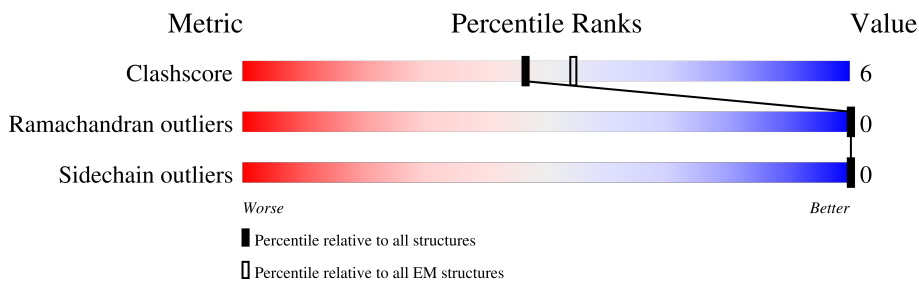
# 1 Overall quality at a glance

The following experimental techniques were used to determine the structure:

*ELECTRON MICROSCOPY*

The reported resolution of this entry is 3.20 Å.

Percentile scores (ranging between 0-100) for global validation metrics of the entry are shown in the following graphic. The table shows the number of entries on which the scores are based.


















Metric	Whole archive (#Entries)	EM structures (#Entries)
Clashscore	158937	4297
Ramachandran outliers	154571	4023
Sidechain outliers	154315	3826

The table below summarises the geometric issues observed across the polymeric chains and their fit to the map. The red, orange, yellow and green segments of the bar indicate the fraction of residues that contain outliers for  $\geq 3$ , 2, 1 and 0 types of geometric quality criteria respectively. A grey segment represents the fraction of residues that are not modelled. The numeric value for each fraction is indicated below the corresponding segment, with a dot representing fractions  $\leq 5\%$ . The upper red bar (where present) indicates the fraction of residues that have poor fit to the EM map (all-atom inclusion  $< 40\%$ ). The numeric value is given above the bar.

Mol	Chain	Length	Quality of chain
1	A	1011	24% 6% 70%
1	B	1011	24% 6% 70%
1	C	1011	24% 6% 70%
1	D	1011	24% 6% 70%
1	E	1011	24% 6% 70%
1	F	1011	24% 6% 70%
1	G	1011	24% 6% 70%
1	H	1011	24% 6% 70%

*Continued on next page...*

*Continued from previous page...*

Mol	Chain	Length	Quality of chain
1	I	1011	 25% 6% 70%
1	J	1011	 25% 6% 70%
1	K	1011	 25% 6% 70%
1	L	1011	 28% 6% 70%
1	M	1011	 33% 28% 67%
1	N	1011	 33% 28% 67%
1	O	1011	 33% 28% 67%
1	P	1011	 33% 28% 67%
1	Q	1011	 33% 28% 67%
1	R	1011	 33% 28% 67%
1	S	1011	 33% 28% 67%
1	T	1011	 33% 28% 67%
1	U	1011	 33% 28% 67%
1	V	1011	 33% 28% 67%
1	W	1011	 33% 28% 67%
1	X	1011	 33% 28% 67%

## 2 Entry composition [i](#)

There is only 1 type of molecule in this entry. The entry contains 76764 atoms, of which 29916 are hydrogens and 0 are deuteriums.

In the tables below, the AltConf column contains the number of residues with at least one atom in alternate conformation and the Trace column contains the number of residues modelled with at most 2 atoms.

- Molecule 1 is a protein called RNA-directed RNA polymerase.

Mol	Chain	Residues	Atoms					AltConf	Trace	
			Total	C	H	N	O			S
1	A	308	4986	1599	2493	435	450	9	0	0
1	B	308	4986	1599	2493	435	450	9	0	0
1	C	308	4986	1599	2493	435	450	9	0	0
1	D	308	4986	1599	2493	435	450	9	0	0
1	E	308	4986	1599	2493	435	450	9	0	0
1	F	308	4986	1599	2493	435	450	9	0	0
1	G	308	4986	1599	2493	435	450	9	0	0
1	H	308	4986	1599	2493	435	450	9	0	0
1	I	308	4986	1599	2493	435	450	9	0	0
1	J	308	4986	1599	2493	435	450	9	0	0
1	K	308	4986	1599	2493	435	450	9	0	0
1	L	308	4986	1599	2493	435	450	9	0	0
1	M	333	1411	724	338	349			0	0
1	N	333	1411	724	338	349			0	0
1	O	333	1411	724	338	349			0	0
1	P	333	1411	724	338	349			0	0
1	Q	333	1411	724	338	349			0	0

*Continued on next page...*

*Continued from previous page...*

Mol	Chain	Residues	Atoms				AltConf	Trace
1	R	333	Total	C	N	O	0	0
			1411	724	338	349		
1	S	333	Total	C	N	O	0	0
			1411	724	338	349		
1	T	333	Total	C	N	O	0	0
			1411	724	338	349		
1	U	333	Total	C	N	O	0	0
			1411	724	338	349		
1	V	333	Total	C	N	O	0	0
			1411	724	338	349		
1	W	333	Total	C	N	O	0	0
			1411	724	338	349		
1	X	333	Total	C	N	O	0	0
			1411	724	338	349		

There are 336 discrepancies between the modelled and reference sequences:

Chain	Residue	Modelled	Actual	Comment	Reference
A	897	LEU	MET	conflict	UNP Q66929
A	999	SER	-	expression tag	UNP Q66929
A	1000	ARG	-	expression tag	UNP Q66929
A	1001	LEU	-	expression tag	UNP Q66929
A	1002	GLU	-	expression tag	UNP Q66929
A	1003	GLU	-	expression tag	UNP Q66929
A	1004	GLU	-	expression tag	UNP Q66929
A	1005	LEU	-	expression tag	UNP Q66929
A	1006	ARG	-	expression tag	UNP Q66929
A	1007	ARG	-	expression tag	UNP Q66929
A	1008	ARG	-	expression tag	UNP Q66929
A	1009	LEU	-	expression tag	UNP Q66929
A	1010	THR	-	expression tag	UNP Q66929
A	1011	GLU	-	expression tag	UNP Q66929
B	897	LEU	MET	conflict	UNP Q66929
B	999	SER	-	expression tag	UNP Q66929
B	1000	ARG	-	expression tag	UNP Q66929
B	1001	LEU	-	expression tag	UNP Q66929
B	1002	GLU	-	expression tag	UNP Q66929
B	1003	GLU	-	expression tag	UNP Q66929
B	1004	GLU	-	expression tag	UNP Q66929
B	1005	LEU	-	expression tag	UNP Q66929
B	1006	ARG	-	expression tag	UNP Q66929
B	1007	ARG	-	expression tag	UNP Q66929
B	1008	ARG	-	expression tag	UNP Q66929

*Continued on next page...*

*Continued from previous page...*

Chain	Residue	Modelled	Actual	Comment	Reference
B	1009	LEU	-	expression tag	UNP Q66929
B	1010	THR	-	expression tag	UNP Q66929
B	1011	GLU	-	expression tag	UNP Q66929
C	897	LEU	MET	conflict	UNP Q66929
C	999	SER	-	expression tag	UNP Q66929
C	1000	ARG	-	expression tag	UNP Q66929
C	1001	LEU	-	expression tag	UNP Q66929
C	1002	GLU	-	expression tag	UNP Q66929
C	1003	GLU	-	expression tag	UNP Q66929
C	1004	GLU	-	expression tag	UNP Q66929
C	1005	LEU	-	expression tag	UNP Q66929
C	1006	ARG	-	expression tag	UNP Q66929
C	1007	ARG	-	expression tag	UNP Q66929
C	1008	ARG	-	expression tag	UNP Q66929
C	1009	LEU	-	expression tag	UNP Q66929
C	1010	THR	-	expression tag	UNP Q66929
C	1011	GLU	-	expression tag	UNP Q66929
D	897	LEU	MET	conflict	UNP Q66929
D	999	SER	-	expression tag	UNP Q66929
D	1000	ARG	-	expression tag	UNP Q66929
D	1001	LEU	-	expression tag	UNP Q66929
D	1002	GLU	-	expression tag	UNP Q66929
D	1003	GLU	-	expression tag	UNP Q66929
D	1004	GLU	-	expression tag	UNP Q66929
D	1005	LEU	-	expression tag	UNP Q66929
D	1006	ARG	-	expression tag	UNP Q66929
D	1007	ARG	-	expression tag	UNP Q66929
D	1008	ARG	-	expression tag	UNP Q66929
D	1009	LEU	-	expression tag	UNP Q66929
D	1010	THR	-	expression tag	UNP Q66929
D	1011	GLU	-	expression tag	UNP Q66929
E	897	LEU	MET	conflict	UNP Q66929
E	999	SER	-	expression tag	UNP Q66929
E	1000	ARG	-	expression tag	UNP Q66929
E	1001	LEU	-	expression tag	UNP Q66929
E	1002	GLU	-	expression tag	UNP Q66929
E	1003	GLU	-	expression tag	UNP Q66929
E	1004	GLU	-	expression tag	UNP Q66929
E	1005	LEU	-	expression tag	UNP Q66929
E	1006	ARG	-	expression tag	UNP Q66929
E	1007	ARG	-	expression tag	UNP Q66929
E	1008	ARG	-	expression tag	UNP Q66929

*Continued on next page...*

*Continued from previous page...*

Chain	Residue	Modelled	Actual	Comment	Reference
E	1009	LEU	-	expression tag	UNP Q66929
E	1010	THR	-	expression tag	UNP Q66929
E	1011	GLU	-	expression tag	UNP Q66929
F	897	LEU	MET	conflict	UNP Q66929
F	999	SER	-	expression tag	UNP Q66929
F	1000	ARG	-	expression tag	UNP Q66929
F	1001	LEU	-	expression tag	UNP Q66929
F	1002	GLU	-	expression tag	UNP Q66929
F	1003	GLU	-	expression tag	UNP Q66929
F	1004	GLU	-	expression tag	UNP Q66929
F	1005	LEU	-	expression tag	UNP Q66929
F	1006	ARG	-	expression tag	UNP Q66929
F	1007	ARG	-	expression tag	UNP Q66929
F	1008	ARG	-	expression tag	UNP Q66929
F	1009	LEU	-	expression tag	UNP Q66929
F	1010	THR	-	expression tag	UNP Q66929
F	1011	GLU	-	expression tag	UNP Q66929
G	897	LEU	MET	conflict	UNP Q66929
G	999	SER	-	expression tag	UNP Q66929
G	1000	ARG	-	expression tag	UNP Q66929
G	1001	LEU	-	expression tag	UNP Q66929
G	1002	GLU	-	expression tag	UNP Q66929
G	1003	GLU	-	expression tag	UNP Q66929
G	1004	GLU	-	expression tag	UNP Q66929
G	1005	LEU	-	expression tag	UNP Q66929
G	1006	ARG	-	expression tag	UNP Q66929
G	1007	ARG	-	expression tag	UNP Q66929
G	1008	ARG	-	expression tag	UNP Q66929
G	1009	LEU	-	expression tag	UNP Q66929
G	1010	THR	-	expression tag	UNP Q66929
G	1011	GLU	-	expression tag	UNP Q66929
H	897	LEU	MET	conflict	UNP Q66929
H	999	SER	-	expression tag	UNP Q66929
H	1000	ARG	-	expression tag	UNP Q66929
H	1001	LEU	-	expression tag	UNP Q66929
H	1002	GLU	-	expression tag	UNP Q66929
H	1003	GLU	-	expression tag	UNP Q66929
H	1004	GLU	-	expression tag	UNP Q66929
H	1005	LEU	-	expression tag	UNP Q66929
H	1006	ARG	-	expression tag	UNP Q66929
H	1007	ARG	-	expression tag	UNP Q66929
H	1008	ARG	-	expression tag	UNP Q66929

*Continued on next page...*

*Continued from previous page...*

Chain	Residue	Modelled	Actual	Comment	Reference
H	1009	LEU	-	expression tag	UNP Q66929
H	1010	THR	-	expression tag	UNP Q66929
H	1011	GLU	-	expression tag	UNP Q66929
I	897	LEU	MET	conflict	UNP Q66929
I	999	SER	-	expression tag	UNP Q66929
I	1000	ARG	-	expression tag	UNP Q66929
I	1001	LEU	-	expression tag	UNP Q66929
I	1002	GLU	-	expression tag	UNP Q66929
I	1003	GLU	-	expression tag	UNP Q66929
I	1004	GLU	-	expression tag	UNP Q66929
I	1005	LEU	-	expression tag	UNP Q66929
I	1006	ARG	-	expression tag	UNP Q66929
I	1007	ARG	-	expression tag	UNP Q66929
I	1008	ARG	-	expression tag	UNP Q66929
I	1009	LEU	-	expression tag	UNP Q66929
I	1010	THR	-	expression tag	UNP Q66929
I	1011	GLU	-	expression tag	UNP Q66929
J	897	LEU	MET	conflict	UNP Q66929
J	999	SER	-	expression tag	UNP Q66929
J	1000	ARG	-	expression tag	UNP Q66929
J	1001	LEU	-	expression tag	UNP Q66929
J	1002	GLU	-	expression tag	UNP Q66929
J	1003	GLU	-	expression tag	UNP Q66929
J	1004	GLU	-	expression tag	UNP Q66929
J	1005	LEU	-	expression tag	UNP Q66929
J	1006	ARG	-	expression tag	UNP Q66929
J	1007	ARG	-	expression tag	UNP Q66929
J	1008	ARG	-	expression tag	UNP Q66929
J	1009	LEU	-	expression tag	UNP Q66929
J	1010	THR	-	expression tag	UNP Q66929
J	1011	GLU	-	expression tag	UNP Q66929
K	897	LEU	MET	conflict	UNP Q66929
K	999	SER	-	expression tag	UNP Q66929
K	1000	ARG	-	expression tag	UNP Q66929
K	1001	LEU	-	expression tag	UNP Q66929
K	1002	GLU	-	expression tag	UNP Q66929
K	1003	GLU	-	expression tag	UNP Q66929
K	1004	GLU	-	expression tag	UNP Q66929
K	1005	LEU	-	expression tag	UNP Q66929
K	1006	ARG	-	expression tag	UNP Q66929
K	1007	ARG	-	expression tag	UNP Q66929
K	1008	ARG	-	expression tag	UNP Q66929

*Continued on next page...*



*Continued from previous page...*

Chain	Residue	Modelled	Actual	Comment	Reference
K	1009	LEU	-	expression tag	UNP Q66929
K	1010	THR	-	expression tag	UNP Q66929
K	1011	GLU	-	expression tag	UNP Q66929
L	897	LEU	MET	conflict	UNP Q66929
L	999	SER	-	expression tag	UNP Q66929
L	1000	ARG	-	expression tag	UNP Q66929
L	1001	LEU	-	expression tag	UNP Q66929
L	1002	GLU	-	expression tag	UNP Q66929
L	1003	GLU	-	expression tag	UNP Q66929
L	1004	GLU	-	expression tag	UNP Q66929
L	1005	LEU	-	expression tag	UNP Q66929
L	1006	ARG	-	expression tag	UNP Q66929
L	1007	ARG	-	expression tag	UNP Q66929
L	1008	ARG	-	expression tag	UNP Q66929
L	1009	LEU	-	expression tag	UNP Q66929
L	1010	THR	-	expression tag	UNP Q66929
L	1011	GLU	-	expression tag	UNP Q66929
M	897	LEU	MET	conflict	UNP Q66929
M	999	SER	-	expression tag	UNP Q66929
M	1000	ARG	-	expression tag	UNP Q66929
M	1001	LEU	-	expression tag	UNP Q66929
M	1002	GLU	-	expression tag	UNP Q66929
M	1003	GLU	-	expression tag	UNP Q66929
M	1004	GLU	-	expression tag	UNP Q66929
M	1005	LEU	-	expression tag	UNP Q66929
M	1006	ARG	-	expression tag	UNP Q66929
M	1007	ARG	-	expression tag	UNP Q66929
M	1008	ARG	-	expression tag	UNP Q66929
M	1009	LEU	-	expression tag	UNP Q66929
M	1010	THR	-	expression tag	UNP Q66929
M	1011	GLU	-	expression tag	UNP Q66929
N	897	LEU	MET	conflict	UNP Q66929
N	999	SER	-	expression tag	UNP Q66929
N	1000	ARG	-	expression tag	UNP Q66929
N	1001	LEU	-	expression tag	UNP Q66929
N	1002	GLU	-	expression tag	UNP Q66929
N	1003	GLU	-	expression tag	UNP Q66929
N	1004	GLU	-	expression tag	UNP Q66929
N	1005	LEU	-	expression tag	UNP Q66929
N	1006	ARG	-	expression tag	UNP Q66929
N	1007	ARG	-	expression tag	UNP Q66929
N	1008	ARG	-	expression tag	UNP Q66929

*Continued on next page...*

*Continued from previous page...*

Chain	Residue	Modelled	Actual	Comment	Reference
N	1009	LEU	-	expression tag	UNP Q66929
N	1010	THR	-	expression tag	UNP Q66929
N	1011	GLU	-	expression tag	UNP Q66929
O	897	LEU	MET	conflict	UNP Q66929
O	999	SER	-	expression tag	UNP Q66929
O	1000	ARG	-	expression tag	UNP Q66929
O	1001	LEU	-	expression tag	UNP Q66929
O	1002	GLU	-	expression tag	UNP Q66929
O	1003	GLU	-	expression tag	UNP Q66929
O	1004	GLU	-	expression tag	UNP Q66929
O	1005	LEU	-	expression tag	UNP Q66929
O	1006	ARG	-	expression tag	UNP Q66929
O	1007	ARG	-	expression tag	UNP Q66929
O	1008	ARG	-	expression tag	UNP Q66929
O	1009	LEU	-	expression tag	UNP Q66929
O	1010	THR	-	expression tag	UNP Q66929
O	1011	GLU	-	expression tag	UNP Q66929
P	897	LEU	MET	conflict	UNP Q66929
P	999	SER	-	expression tag	UNP Q66929
P	1000	ARG	-	expression tag	UNP Q66929
P	1001	LEU	-	expression tag	UNP Q66929
P	1002	GLU	-	expression tag	UNP Q66929
P	1003	GLU	-	expression tag	UNP Q66929
P	1004	GLU	-	expression tag	UNP Q66929
P	1005	LEU	-	expression tag	UNP Q66929
P	1006	ARG	-	expression tag	UNP Q66929
P	1007	ARG	-	expression tag	UNP Q66929
P	1008	ARG	-	expression tag	UNP Q66929
P	1009	LEU	-	expression tag	UNP Q66929
P	1010	THR	-	expression tag	UNP Q66929
P	1011	GLU	-	expression tag	UNP Q66929
Q	897	LEU	MET	conflict	UNP Q66929
Q	999	SER	-	expression tag	UNP Q66929
Q	1000	ARG	-	expression tag	UNP Q66929
Q	1001	LEU	-	expression tag	UNP Q66929
Q	1002	GLU	-	expression tag	UNP Q66929
Q	1003	GLU	-	expression tag	UNP Q66929
Q	1004	GLU	-	expression tag	UNP Q66929
Q	1005	LEU	-	expression tag	UNP Q66929
Q	1006	ARG	-	expression tag	UNP Q66929
Q	1007	ARG	-	expression tag	UNP Q66929
Q	1008	ARG	-	expression tag	UNP Q66929

*Continued on next page...*

*Continued from previous page...*

Chain	Residue	Modelled	Actual	Comment	Reference
Q	1009	LEU	-	expression tag	UNP Q66929
Q	1010	THR	-	expression tag	UNP Q66929
Q	1011	GLU	-	expression tag	UNP Q66929
R	897	LEU	MET	conflict	UNP Q66929
R	999	SER	-	expression tag	UNP Q66929
R	1000	ARG	-	expression tag	UNP Q66929
R	1001	LEU	-	expression tag	UNP Q66929
R	1002	GLU	-	expression tag	UNP Q66929
R	1003	GLU	-	expression tag	UNP Q66929
R	1004	GLU	-	expression tag	UNP Q66929
R	1005	LEU	-	expression tag	UNP Q66929
R	1006	ARG	-	expression tag	UNP Q66929
R	1007	ARG	-	expression tag	UNP Q66929
R	1008	ARG	-	expression tag	UNP Q66929
R	1009	LEU	-	expression tag	UNP Q66929
R	1010	THR	-	expression tag	UNP Q66929
R	1011	GLU	-	expression tag	UNP Q66929
S	897	LEU	MET	conflict	UNP Q66929
S	999	SER	-	expression tag	UNP Q66929
S	1000	ARG	-	expression tag	UNP Q66929
S	1001	LEU	-	expression tag	UNP Q66929
S	1002	GLU	-	expression tag	UNP Q66929
S	1003	GLU	-	expression tag	UNP Q66929
S	1004	GLU	-	expression tag	UNP Q66929
S	1005	LEU	-	expression tag	UNP Q66929
S	1006	ARG	-	expression tag	UNP Q66929
S	1007	ARG	-	expression tag	UNP Q66929
S	1008	ARG	-	expression tag	UNP Q66929
S	1009	LEU	-	expression tag	UNP Q66929
S	1010	THR	-	expression tag	UNP Q66929
S	1011	GLU	-	expression tag	UNP Q66929
T	897	LEU	MET	conflict	UNP Q66929
T	999	SER	-	expression tag	UNP Q66929
T	1000	ARG	-	expression tag	UNP Q66929
T	1001	LEU	-	expression tag	UNP Q66929
T	1002	GLU	-	expression tag	UNP Q66929
T	1003	GLU	-	expression tag	UNP Q66929
T	1004	GLU	-	expression tag	UNP Q66929
T	1005	LEU	-	expression tag	UNP Q66929
T	1006	ARG	-	expression tag	UNP Q66929
T	1007	ARG	-	expression tag	UNP Q66929
T	1008	ARG	-	expression tag	UNP Q66929

*Continued on next page...*

*Continued from previous page...*

Chain	Residue	Modelled	Actual	Comment	Reference
T	1009	LEU	-	expression tag	UNP Q66929
T	1010	THR	-	expression tag	UNP Q66929
T	1011	GLU	-	expression tag	UNP Q66929
U	897	LEU	MET	conflict	UNP Q66929
U	999	SER	-	expression tag	UNP Q66929
U	1000	ARG	-	expression tag	UNP Q66929
U	1001	LEU	-	expression tag	UNP Q66929
U	1002	GLU	-	expression tag	UNP Q66929
U	1003	GLU	-	expression tag	UNP Q66929
U	1004	GLU	-	expression tag	UNP Q66929
U	1005	LEU	-	expression tag	UNP Q66929
U	1006	ARG	-	expression tag	UNP Q66929
U	1007	ARG	-	expression tag	UNP Q66929
U	1008	ARG	-	expression tag	UNP Q66929
U	1009	LEU	-	expression tag	UNP Q66929
U	1010	THR	-	expression tag	UNP Q66929
U	1011	GLU	-	expression tag	UNP Q66929
V	897	LEU	MET	conflict	UNP Q66929
V	999	SER	-	expression tag	UNP Q66929
V	1000	ARG	-	expression tag	UNP Q66929
V	1001	LEU	-	expression tag	UNP Q66929
V	1002	GLU	-	expression tag	UNP Q66929
V	1003	GLU	-	expression tag	UNP Q66929
V	1004	GLU	-	expression tag	UNP Q66929
V	1005	LEU	-	expression tag	UNP Q66929
V	1006	ARG	-	expression tag	UNP Q66929
V	1007	ARG	-	expression tag	UNP Q66929
V	1008	ARG	-	expression tag	UNP Q66929
V	1009	LEU	-	expression tag	UNP Q66929
V	1010	THR	-	expression tag	UNP Q66929
V	1011	GLU	-	expression tag	UNP Q66929
W	897	LEU	MET	conflict	UNP Q66929
W	999	SER	-	expression tag	UNP Q66929
W	1000	ARG	-	expression tag	UNP Q66929
W	1001	LEU	-	expression tag	UNP Q66929
W	1002	GLU	-	expression tag	UNP Q66929
W	1003	GLU	-	expression tag	UNP Q66929
W	1004	GLU	-	expression tag	UNP Q66929
W	1005	LEU	-	expression tag	UNP Q66929
W	1006	ARG	-	expression tag	UNP Q66929
W	1007	ARG	-	expression tag	UNP Q66929
W	1008	ARG	-	expression tag	UNP Q66929

*Continued on next page...*

*Continued from previous page...*

Chain	Residue	Modelled	Actual	Comment	Reference
W	1009	LEU	-	expression tag	UNP Q66929
W	1010	THR	-	expression tag	UNP Q66929
W	1011	GLU	-	expression tag	UNP Q66929
X	897	LEU	MET	conflict	UNP Q66929
X	999	SER	-	expression tag	UNP Q66929
X	1000	ARG	-	expression tag	UNP Q66929
X	1001	LEU	-	expression tag	UNP Q66929
X	1002	GLU	-	expression tag	UNP Q66929
X	1003	GLU	-	expression tag	UNP Q66929
X	1004	GLU	-	expression tag	UNP Q66929
X	1005	LEU	-	expression tag	UNP Q66929
X	1006	ARG	-	expression tag	UNP Q66929
X	1007	ARG	-	expression tag	UNP Q66929
X	1008	ARG	-	expression tag	UNP Q66929
X	1009	LEU	-	expression tag	UNP Q66929
X	1010	THR	-	expression tag	UNP Q66929
X	1011	GLU	-	expression tag	UNP Q66929





























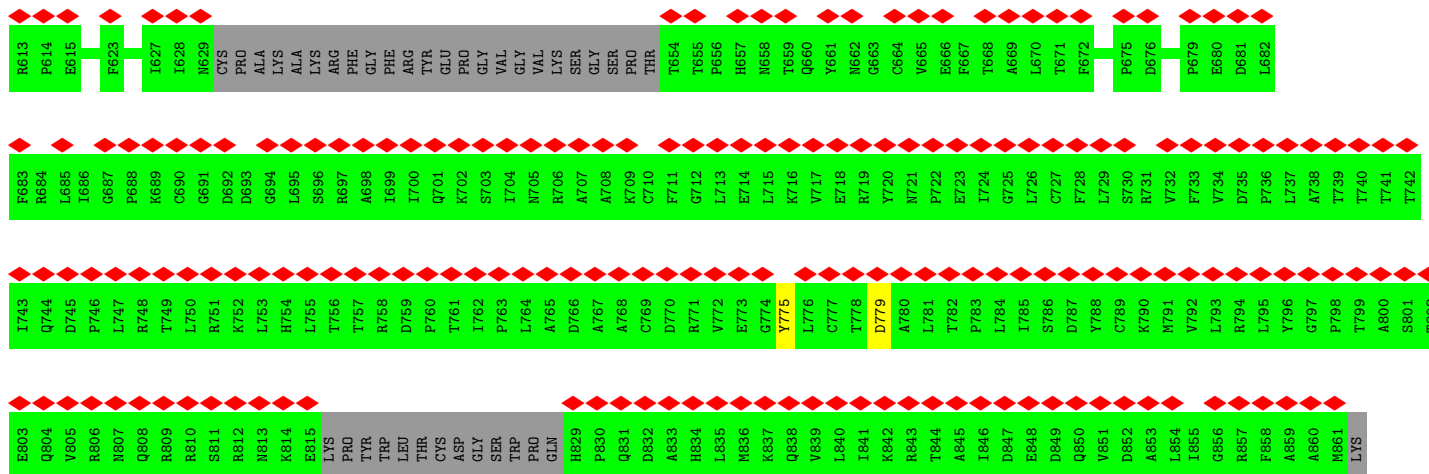













● Molecule 1: RNA-directed RNA polymerase

















## 4 Experimental information

Property	Value	Source
EM reconstruction method	SINGLE PARTICLE	Depositor
Imposed symmetry	POINT, C12	Depositor
Number of particles used	11093	Depositor
Resolution determination method	FSC 0.143 CUT-OFF	Depositor
CTF correction method	PHASE FLIPPING AND AMPLITUDE CORRECTION	Depositor
Microscope	FEI TITAN KRIOS	Depositor
Voltage (kV)	300	Depositor
Electron dose ( $e^-/\text{\AA}^2$ )	100	Depositor
Minimum defocus (nm)	500	Depositor
Maximum defocus (nm)	2500	Depositor
Magnification	Not provided	
Image detector	FEI FALCON III (4k x 4k)	Depositor
Maximum map value	26.494	Depositor
Minimum map value	-16.121	Depositor
Average map value	-0.008	Depositor
Map value standard deviation	0.814	Depositor
Recommended contour level	3.05	Depositor
Map size ( $\text{\AA}$ )	479.9808, 479.9808, 479.9808	wwPDB
Map dimensions	576, 576, 576	wwPDB
Map angles ( $^\circ$ )	90.0, 90.0, 90.0	wwPDB
Pixel spacing ( $\text{\AA}$ )	0.8333, 0.8333, 0.8333	Depositor

## 5 Model quality

### 5.1 Standard geometry

The Z score for a bond length (or angle) is the number of standard deviations the observed value is removed from the expected value. A bond length (or angle) with  $|Z| > 5$  is considered an outlier worth inspection. RMSZ is the root-mean-square of all Z scores of the bond lengths (or angles).

Mol	Chain	Bond lengths		Bond angles	
		RMSZ	# Z  >5	RMSZ	# Z  >5
1	A	0.26	0/2559	0.49	0/3479
1	B	0.26	0/2559	0.49	0/3479
1	C	0.26	0/2559	0.49	0/3479
1	D	0.26	0/2559	0.49	0/3479
1	E	0.26	0/2559	0.49	0/3479
1	F	0.26	0/2559	0.49	0/3479
1	G	0.26	0/2559	0.49	0/3479
1	H	0.26	0/2559	0.49	0/3479
1	I	0.26	0/2559	0.49	0/3479
1	J	0.26	0/2559	0.49	0/3479
1	K	0.26	0/2559	0.49	0/3479
1	L	0.26	0/2559	0.49	0/3479
1	M	0.23	0/1409	0.43	0/1766
1	N	0.23	0/1409	0.43	0/1766
1	O	0.23	0/1409	0.43	0/1766
1	P	0.23	0/1409	0.43	0/1766
1	Q	0.23	0/1409	0.43	0/1766
1	R	0.23	0/1409	0.43	0/1766
1	S	0.23	0/1409	0.43	0/1766
1	T	0.23	0/1409	0.43	0/1766
1	U	0.23	0/1409	0.43	0/1766
1	V	0.23	0/1409	0.43	0/1766
1	W	0.23	0/1409	0.43	0/1766
1	X	0.23	0/1409	0.43	0/1766
All	All	0.25	0/47616	0.47	0/62940

There are no bond length outliers.

There are no bond angle outliers.

There are no chirality outliers.

There are no planarity outliers.

## 5.2 Too-close contacts

In the following table, the Non-H and H(model) columns list the number of non-hydrogen atoms and hydrogen atoms in the chain respectively. The H(added) column lists the number of hydrogen atoms added and optimized by MolProbity. The Clashes column lists the number of clashes within the asymmetric unit, whereas Symm-Clashes lists symmetry-related clashes.

Mol	Chain	Non-H	H(model)	H(added)	Clashes	Symm-Clashes
1	A	2493	2493	2491	48	0
1	B	2493	2493	2491	50	0
1	C	2493	2493	2491	47	0
1	D	2493	2493	2491	47	0
1	E	2493	2493	2491	48	0
1	F	2493	2493	2491	49	0
1	G	2493	2493	2491	48	0
1	H	2493	2493	2491	48	0
1	I	2493	2493	2491	47	0
1	J	2493	2493	2491	46	0
1	K	2493	2493	2491	47	0
1	L	2493	2493	2491	47	0
1	M	1411	0	464	3	0
1	N	1411	0	464	4	0
1	O	1411	0	464	3	0
1	P	1411	0	464	3	0
1	Q	1411	0	464	5	0
1	R	1411	0	464	3	0
1	S	1411	0	464	4	0
1	T	1411	0	464	3	0
1	U	1411	0	464	3	0
1	V	1411	0	464	4	0
1	W	1411	0	464	3	0
1	X	1411	0	464	3	0
All	All	46848	29916	35460	531	0

The all-atom clashscore is defined as the number of clashes found per 1000 atoms (including hydrogen atoms). The all-atom clashscore for this structure is 6.

All (531) close contacts within the same asymmetric unit are listed below, sorted by their clash magnitude.

Atom-1	Atom-2	Interatomic distance (Å)	Clash overlap (Å)
1:B:388:THR:OG1	1:C:314:GLU:OE2	1.81	0.99
1:A:388:THR:OG1	1:B:314:GLU:OE2	1.82	0.98
1:G:388:THR:OG1	1:H:314:GLU:OE2	1.82	0.96

*Continued on next page...*



*Continued from previous page...*

Atom-1	Atom-2	Interatomic distance (Å)	Clash overlap (Å)
1:C:388:THR:OG1	1:D:314:GLU:OE2	1.84	0.96
1:D:388:THR:OG1	1:E:314:GLU:OE2	1.83	0.96
1:E:388:THR:OG1	1:F:314:GLU:OE2	1.82	0.95
1:H:388:THR:OG1	1:I:314:GLU:OE2	1.83	0.95
1:J:388:THR:OG1	1:K:314:GLU:OE2	1.82	0.95
1:A:314:GLU:OE2	1:L:388:THR:OG1	1.84	0.95
1:K:388:THR:OG1	1:L:314:GLU:OE2	1.83	0.95
1:F:388:THR:OG1	1:G:314:GLU:OE2	1.85	0.94
1:I:388:THR:OG1	1:J:314:GLU:OE2	1.85	0.94
1:D:87:ARG:NH1	1:D:89:ALA:O	2.15	0.79
1:A:87:ARG:NH1	1:A:89:ALA:O	2.15	0.79
1:E:87:ARG:NH1	1:E:89:ALA:O	2.15	0.79
1:B:87:ARG:NH1	1:B:89:ALA:O	2.15	0.79
1:G:87:ARG:NH1	1:G:89:ALA:O	2.15	0.79
1:J:87:ARG:NH1	1:J:89:ALA:O	2.15	0.79
1:C:87:ARG:NH1	1:C:89:ALA:O	2.15	0.79
1:I:87:ARG:NH1	1:I:89:ALA:O	2.15	0.79
1:K:87:ARG:NH1	1:K:89:ALA:O	2.15	0.79
1:F:87:ARG:NH1	1:F:89:ALA:O	2.15	0.79
1:H:87:ARG:NH1	1:H:89:ALA:O	2.15	0.79
1:L:87:ARG:NH1	1:L:89:ALA:O	2.15	0.78
1:A:314:GLU:N	1:A:314:GLU:OE1	2.24	0.70
1:D:314:GLU:N	1:D:314:GLU:OE1	2.24	0.70
1:J:314:GLU:OE1	1:J:314:GLU:N	2.24	0.70
1:G:314:GLU:N	1:G:314:GLU:OE1	2.24	0.70
1:B:314:GLU:N	1:B:314:GLU:OE1	2.24	0.70
1:C:314:GLU:OE1	1:C:314:GLU:N	2.24	0.70
1:E:314:GLU:OE1	1:E:314:GLU:N	2.24	0.70
1:K:314:GLU:N	1:K:314:GLU:OE1	2.24	0.70
1:H:314:GLU:N	1:H:314:GLU:OE1	2.24	0.70
1:F:314:GLU:N	1:F:314:GLU:OE1	2.24	0.70
1:I:314:GLU:N	1:I:314:GLU:OE1	2.24	0.70
1:L:314:GLU:OE1	1:L:314:GLU:N	2.24	0.69
1:L:350:ALA:O	1:L:353:SER:OG	2.13	0.67
1:B:350:ALA:O	1:B:353:SER:OG	2.13	0.67
1:C:350:ALA:O	1:C:353:SER:OG	2.13	0.67
1:J:350:ALA:O	1:J:353:SER:OG	2.13	0.67
1:H:350:ALA:O	1:H:353:SER:OG	2.13	0.67
1:G:350:ALA:O	1:G:353:SER:OG	2.13	0.66
1:I:350:ALA:O	1:I:353:SER:OG	2.13	0.66
1:A:350:ALA:O	1:A:353:SER:OG	2.13	0.66

*Continued on next page...*

*Continued from previous page...*

Atom-1	Atom-2	Interatomic distance (Å)	Clash overlap (Å)
1:D:350:ALA:O	1:D:353:SER:OG	2.13	0.66
1:F:350:ALA:O	1:F:353:SER:OG	2.13	0.65
1:E:350:ALA:O	1:E:353:SER:OG	2.13	0.64
1:C:212:GLY:N	1:D:227:GLU:OE2	2.31	0.64
1:G:212:GLY:N	1:H:227:GLU:OE2	2.31	0.63
1:E:212:GLY:N	1:F:227:GLU:OE2	2.31	0.62
1:I:212:GLY:N	1:J:227:GLU:OE2	2.32	0.62
1:H:212:GLY:N	1:I:227:GLU:OE2	2.32	0.62
1:A:227:GLU:OE2	1:L:212:GLY:N	2.32	0.62
1:K:212:GLY:N	1:L:227:GLU:OE2	2.32	0.62
1:A:212:GLY:N	1:B:227:GLU:OE2	2.33	0.62
1:B:212:GLY:N	1:C:227:GLU:OE2	2.33	0.61
1:K:350:ALA:O	1:K:353:SER:OG	2.13	0.61
1:I:382:VAL:O	1:I:382:VAL:HG13	2.01	0.61
1:F:382:VAL:O	1:F:382:VAL:HG13	2.01	0.61
1:K:382:VAL:HG13	1:K:382:VAL:O	2.01	0.61
1:H:382:VAL:O	1:H:382:VAL:HG13	2.01	0.61
1:J:212:GLY:N	1:K:227:GLU:OE2	2.33	0.60
1:D:212:GLY:N	1:E:227:GLU:OE2	2.34	0.60
1:G:382:VAL:O	1:G:382:VAL:HG13	2.01	0.60
1:F:212:GLY:N	1:G:227:GLU:OE2	2.33	0.60
1:A:382:VAL:O	1:A:382:VAL:HG13	2.01	0.60
1:D:382:VAL:HG13	1:D:382:VAL:O	2.01	0.60
1:B:382:VAL:HG13	1:B:382:VAL:O	2.01	0.60
1:J:382:VAL:HG13	1:J:382:VAL:O	2.01	0.60
1:L:382:VAL:HG13	1:L:382:VAL:O	2.01	0.59
1:E:391:LYS:NZ	1:F:318:ASP:HA	2.18	0.59
1:E:382:VAL:HG13	1:E:382:VAL:O	2.01	0.59
1:C:382:VAL:HG13	1:C:382:VAL:O	2.01	0.59
1:B:391:LYS:NZ	1:C:318:ASP:HA	2.17	0.59
1:A:391:LYS:NZ	1:B:318:ASP:HA	2.18	0.59
1:F:354:VAL:O	1:F:358:LEU:HD23	2.04	0.58
1:G:391:LYS:NZ	1:H:318:ASP:HA	2.18	0.58
1:B:354:VAL:O	1:B:358:LEU:HD23	2.04	0.58
1:K:391:LYS:NZ	1:L:318:ASP:HA	2.18	0.58
1:G:354:VAL:O	1:G:358:LEU:HD23	2.04	0.58
1:I:185:ASN:O	1:I:263:ARG:NH2	2.37	0.58
1:J:391:LYS:NZ	1:K:318:ASP:HA	2.18	0.58
1:C:391:LYS:NZ	1:D:318:ASP:HA	2.19	0.57
1:H:354:VAL:O	1:H:358:LEU:HD23	2.04	0.57
1:I:260:HIS:O	1:I:275:TYR:N	2.37	0.57

*Continued on next page...*

*Continued from previous page...*

Atom-1	Atom-2	Interatomic distance (Å)	Clash overlap (Å)
1:I:354:VAL:O	1:I:358:LEU:HD23	2.04	0.57
1:C:354:VAL:O	1:C:358:LEU:HD23	2.04	0.57
1:E:260:HIS:O	1:E:275:TYR:N	2.37	0.57
1:H:185:ASN:O	1:H:263:ARG:NH2	2.37	0.57
1:J:185:ASN:O	1:J:263:ARG:NH2	2.37	0.57
1:A:354:VAL:O	1:A:358:LEU:HD23	2.04	0.57
1:D:260:HIS:O	1:D:275:TYR:N	2.37	0.57
1:J:260:HIS:O	1:J:275:TYR:N	2.37	0.57
1:K:354:VAL:O	1:K:358:LEU:HD23	2.04	0.57
1:A:260:HIS:O	1:A:275:TYR:N	2.38	0.57
1:D:391:LYS:NZ	1:E:318:ASP:HA	2.19	0.57
1:F:260:HIS:O	1:F:275:TYR:N	2.37	0.57
1:D:354:VAL:O	1:D:358:LEU:HD23	2.04	0.57
1:H:260:HIS:O	1:H:275:TYR:N	2.37	0.57
1:B:260:HIS:O	1:B:275:TYR:N	2.38	0.57
1:B:391:LYS:HZ3	1:C:318:ASP:HA	1.68	0.57
1:L:354:VAL:O	1:L:358:LEU:HD23	2.04	0.57
1:J:354:VAL:O	1:J:358:LEU:HD23	2.04	0.57
1:K:185:ASN:O	1:K:263:ARG:NH2	2.37	0.57
1:L:260:HIS:O	1:L:275:TYR:N	2.37	0.57
1:A:185:ASN:O	1:A:263:ARG:NH2	2.37	0.56
1:C:260:HIS:O	1:C:275:TYR:N	2.37	0.56
1:G:260:HIS:O	1:G:275:TYR:N	2.37	0.56
1:H:391:LYS:NZ	1:I:318:ASP:HA	2.19	0.56
1:A:318:ASP:HA	1:L:391:LYS:NZ	2.20	0.56
1:B:185:ASN:O	1:B:263:ARG:NH2	2.37	0.56
1:E:354:VAL:O	1:E:358:LEU:HD23	2.04	0.56
1:K:260:HIS:O	1:K:275:TYR:N	2.38	0.56
1:E:185:ASN:O	1:E:263:ARG:NH2	2.37	0.56
1:F:185:ASN:O	1:F:263:ARG:NH2	2.37	0.56
1:L:185:ASN:O	1:L:263:ARG:NH2	2.37	0.55
1:F:391:LYS:NZ	1:G:318:ASP:HA	2.20	0.55
1:D:185:ASN:O	1:D:263:ARG:NH2	2.37	0.55
1:C:185:ASN:O	1:C:263:ARG:NH2	2.37	0.55
1:J:391:LYS:HZ3	1:K:318:ASP:HA	1.72	0.55
1:G:185:ASN:O	1:G:263:ARG:NH2	2.37	0.55
1:I:391:LYS:NZ	1:J:318:ASP:HA	2.21	0.55
1:C:200:ILE:HD12	1:C:205:VAL:HG22	1.90	0.54
1:E:391:LYS:HZ3	1:F:318:ASP:HA	1.71	0.54
1:A:200:ILE:HD12	1:A:205:VAL:HG22	1.90	0.54
1:L:200:ILE:HD12	1:L:205:VAL:HG22	1.90	0.54

*Continued on next page...*

*Continued from previous page...*

Atom-1	Atom-2	Interatomic distance (Å)	Clash overlap (Å)
1:D:391:LYS:HZ3	1:E:318:ASP:HA	1.71	0.54
1:D:200:ILE:HD12	1:D:205:VAL:HG22	1.90	0.54
1:J:200:ILE:HD12	1:J:205:VAL:HG22	1.90	0.54
1:E:243:GLN:O	1:E:247:ARG:N	2.36	0.54
1:F:200:ILE:HD12	1:F:205:VAL:HG22	1.90	0.54
1:D:243:GLN:O	1:D:247:ARG:N	2.36	0.54
1:I:200:ILE:HD12	1:I:205:VAL:HG22	1.90	0.53
1:B:243:GLN:O	1:B:247:ARG:N	2.36	0.53
1:B:200:ILE:HD12	1:B:205:VAL:HG22	1.90	0.53
1:F:243:GLN:O	1:F:247:ARG:N	2.36	0.53
1:G:200:ILE:HD12	1:G:205:VAL:HG22	1.90	0.53
1:E:200:ILE:HD12	1:E:205:VAL:HG22	1.90	0.53
1:K:200:ILE:HD12	1:K:205:VAL:HG22	1.90	0.52
1:F:114:VAL:HG13	1:F:116:GLY:H	1.75	0.52
1:G:114:VAL:HG13	1:G:116:GLY:H	1.75	0.52
1:H:114:VAL:HG13	1:H:116:GLY:H	1.75	0.52
1:S:775:TYR:O	1:S:779:ASP:N	2.34	0.52
1:I:114:VAL:HG13	1:I:116:GLY:H	1.75	0.52
1:J:243:GLN:O	1:J:247:ARG:N	2.36	0.52
1:N:775:TYR:O	1:N:779:ASP:N	2.34	0.52
1:D:114:VAL:HG13	1:D:116:GLY:H	1.75	0.52
1:H:200:ILE:HD12	1:H:205:VAL:HG22	1.90	0.52
1:J:114:VAL:HG13	1:J:116:GLY:H	1.75	0.52
1:E:114:VAL:HG13	1:E:116:GLY:H	1.75	0.51
1:C:243:GLN:O	1:C:247:ARG:N	2.36	0.51
1:G:243:GLN:O	1:G:247:ARG:N	2.36	0.51
1:K:114:VAL:HG13	1:K:116:GLY:H	1.75	0.51
1:L:253:LYS:HE3	1:L:281:VAL:HG11	1.92	0.51
1:W:775:TYR:O	1:W:779:ASP:N	2.34	0.51
1:A:253:LYS:HE3	1:A:281:VAL:HG11	1.92	0.51
1:B:253:LYS:HE3	1:B:281:VAL:HG11	1.92	0.51
1:C:253:LYS:HE3	1:C:281:VAL:HG11	1.92	0.51
1:C:114:VAL:HG13	1:C:116:GLY:H	1.75	0.51
1:K:253:LYS:HE3	1:K:281:VAL:HG11	1.92	0.51
1:A:114:VAL:HG13	1:A:116:GLY:H	1.75	0.51
1:J:253:LYS:HE3	1:J:281:VAL:HG11	1.92	0.51
1:D:285:PHE:HB2	1:D:288:ILE:HD12	1.93	0.51
1:E:285:PHE:HB2	1:E:288:ILE:HD12	1.93	0.51
1:F:285:PHE:HB2	1:F:288:ILE:HD12	1.93	0.51
1:C:285:PHE:HB2	1:C:288:ILE:HD12	1.93	0.51
1:D:253:LYS:HE3	1:D:281:VAL:HG11	1.92	0.51

*Continued on next page...*

*Continued from previous page...*

Atom-1	Atom-2	Interatomic distance (Å)	Clash overlap (Å)
1:G:285:PHE:HB2	1:G:288:ILE:HD12	1.93	0.51
1:W:458:LYS:H	1:W:458:LYS:HD2	1.76	0.51
1:F:105:ARG:HH12	1:Q:453:SER:C	2.14	0.50
1:I:243:GLN:O	1:I:247:ARG:N	2.36	0.50
1:V:458:LYS:H	1:V:458:LYS:HD2	1.76	0.50
1:B:285:PHE:HB2	1:B:288:ILE:HD12	1.93	0.50
1:C:60:ARG:HH21	1:C:288:ILE:HD11	1.77	0.50
1:E:253:LYS:HE3	1:E:281:VAL:HG11	1.92	0.50
1:H:285:PHE:HB2	1:H:288:ILE:HD12	1.93	0.50
1:I:253:LYS:HE3	1:I:281:VAL:HG11	1.92	0.50
1:L:114:VAL:HG13	1:L:116:GLY:H	1.75	0.50
1:U:458:LYS:H	1:U:458:LYS:HD2	1.76	0.50
1:X:458:LYS:H	1:X:458:LYS:HD2	1.76	0.50
1:I:60:ARG:HH21	1:I:288:ILE:HD11	1.77	0.50
1:B:114:VAL:HG13	1:B:116:GLY:H	1.75	0.50
1:F:200:ILE:CD1	1:F:205:VAL:HG22	2.42	0.50
1:G:60:ARG:HH21	1:G:288:ILE:HD11	1.77	0.50
1:G:200:ILE:CD1	1:G:205:VAL:HG22	2.42	0.50
1:J:285:PHE:HB2	1:J:288:ILE:HD12	1.93	0.50
1:K:60:ARG:HH21	1:K:288:ILE:HD11	1.77	0.50
1:K:243:GLN:O	1:K:247:ARG:N	2.36	0.50
1:K:285:PHE:HB2	1:K:288:ILE:HD12	1.93	0.50
1:L:285:PHE:HB2	1:L:288:ILE:HD12	1.93	0.50
1:E:60:ARG:HH21	1:E:288:ILE:HD11	1.77	0.50
1:F:60:ARG:HH21	1:F:288:ILE:HD11	1.77	0.50
1:I:200:ILE:CD1	1:I:205:VAL:HG22	2.42	0.50
1:K:200:ILE:CD1	1:K:205:VAL:HG22	2.42	0.50
1:H:253:LYS:HE3	1:H:281:VAL:HG11	1.92	0.50
1:A:285:PHE:HB2	1:A:288:ILE:HD12	1.93	0.50
1:F:253:LYS:HE3	1:F:281:VAL:HG11	1.92	0.50
1:K:391:LYS:HZ3	1:L:318:ASP:HA	1.77	0.50
1:M:458:LYS:H	1:M:458:LYS:HD2	1.76	0.50
1:T:458:LYS:H	1:T:458:LYS:HD2	1.76	0.50
1:B:60:ARG:HH21	1:B:288:ILE:HD11	1.77	0.49
1:H:200:ILE:CD1	1:H:205:VAL:HG22	2.42	0.49
1:I:285:PHE:HB2	1:I:288:ILE:HD12	1.93	0.49
1:J:200:ILE:CD1	1:J:205:VAL:HG22	2.42	0.49
1:Q:458:LYS:H	1:Q:458:LYS:HD2	1.76	0.49
1:H:60:ARG:HH21	1:H:288:ILE:HD11	1.77	0.49
1:A:60:ARG:HH21	1:A:288:ILE:HD11	1.77	0.49
1:E:200:ILE:CD1	1:E:205:VAL:HG22	2.42	0.49

*Continued on next page...*

*Continued from previous page...*

Atom-1	Atom-2	Interatomic distance (Å)	Clash overlap (Å)
1:L:60:ARG:HH21	1:L:288:ILE:HD11	1.77	0.49
1:L:200:ILE:CD1	1:L:205:VAL:HG22	2.42	0.49
1:P:458:LYS:H	1:P:458:LYS:HD2	1.76	0.49
1:R:458:LYS:H	1:R:458:LYS:HD2	1.76	0.49
1:T:775:TYR:O	1:T:779:ASP:N	2.34	0.49
1:D:200:ILE:CD1	1:D:205:VAL:HG22	2.42	0.49
1:F:285:PHE:CD2	1:F:288:ILE:HD12	2.48	0.49
1:H:285:PHE:CD2	1:H:288:ILE:HD12	2.48	0.49
1:B:200:ILE:CD1	1:B:205:VAL:HG22	2.42	0.49
1:G:253:LYS:HE3	1:G:281:VAL:HG11	1.92	0.49
1:N:458:LYS:H	1:N:458:LYS:HD2	1.76	0.49
1:S:458:LYS:H	1:S:458:LYS:HD2	1.76	0.49
1:H:243:GLN:O	1:H:247:ARG:N	2.36	0.49
1:J:60:ARG:HH21	1:J:288:ILE:HD11	1.77	0.49
1:C:200:ILE:CD1	1:C:205:VAL:HG22	2.42	0.49
1:D:60:ARG:HH21	1:D:288:ILE:HD11	1.77	0.49
1:H:263:ARG:NH1	1:H:269:PRO:O	2.46	0.49
1:J:285:PHE:CD2	1:J:288:ILE:HD12	2.48	0.49
1:K:285:PHE:CD2	1:K:288:ILE:HD12	2.48	0.49
1:C:285:PHE:CD2	1:C:288:ILE:HD12	2.48	0.49
1:K:263:ARG:NH1	1:K:269:PRO:O	2.46	0.49
1:O:458:LYS:H	1:O:458:LYS:HD2	1.76	0.49
1:A:285:PHE:CD2	1:A:288:ILE:HD12	2.48	0.49
1:C:263:ARG:NH1	1:C:269:PRO:O	2.46	0.49
1:E:285:PHE:CD2	1:E:288:ILE:HD12	2.48	0.49
1:I:263:ARG:NH1	1:I:269:PRO:O	2.46	0.49
1:D:285:PHE:CD2	1:D:288:ILE:HD12	2.48	0.49
1:E:263:ARG:NH1	1:E:269:PRO:O	2.46	0.49
1:O:775:TYR:O	1:O:779:ASP:N	2.34	0.49
1:B:263:ARG:NH1	1:B:269:PRO:O	2.46	0.48
1:F:263:ARG:NH1	1:F:269:PRO:O	2.46	0.48
1:I:285:PHE:CD2	1:I:288:ILE:HD12	2.48	0.48
1:A:263:ARG:NH1	1:A:269:PRO:O	2.46	0.48
1:D:263:ARG:NH1	1:D:269:PRO:O	2.46	0.48
1:A:96:SER:N	1:A:195:ASP:OD1	2.46	0.48
1:L:263:ARG:NH1	1:L:269:PRO:O	2.46	0.48
1:A:200:ILE:CD1	1:A:205:VAL:HG22	2.42	0.48
1:D:96:SER:N	1:D:195:ASP:OD1	2.46	0.48
1:G:313:LEU:O	1:G:325:SER:N	2.40	0.48
1:J:96:SER:N	1:J:195:ASP:OD1	2.46	0.48
1:L:243:GLN:O	1:L:247:ARG:N	2.36	0.48

*Continued on next page...*

*Continued from previous page...*

Atom-1	Atom-2	Interatomic distance (Å)	Clash overlap (Å)
1:C:391:LYS:HZ3	1:D:318:ASP:HA	1.78	0.48
1:G:285:PHE:CD2	1:G:288:ILE:HD12	2.48	0.48
1:L:285:PHE:CD2	1:L:288:ILE:HD12	2.48	0.48
1:J:263:ARG:NH1	1:J:269:PRO:O	2.46	0.48
1:J:313:LEU:O	1:J:325:SER:N	2.40	0.48
1:B:285:PHE:CD2	1:B:288:ILE:HD12	2.48	0.48
1:G:263:ARG:NH1	1:G:269:PRO:O	2.46	0.47
1:K:96:SER:N	1:K:195:ASP:OD1	2.46	0.47
1:C:313:LEU:O	1:C:325:SER:N	2.40	0.47
1:C:317:THR:HG22	1:C:318:ASP:N	2.29	0.47
1:F:96:SER:N	1:F:195:ASP:OD1	2.46	0.47
1:B:317:THR:HG22	1:B:318:ASP:N	2.29	0.47
1:A:317:THR:HG22	1:A:318:ASP:N	2.29	0.47
1:C:96:SER:N	1:C:195:ASP:OD1	2.46	0.47
1:X:775:TYR:O	1:X:779:ASP:N	2.34	0.47
1:A:243:GLN:O	1:A:247:ARG:N	2.36	0.47
1:D:317:THR:HG22	1:D:318:ASP:N	2.30	0.47
1:H:317:THR:HG22	1:H:318:ASP:N	2.30	0.47
1:H:391:LYS:HZ3	1:I:318:ASP:HA	1.80	0.47
1:I:96:SER:N	1:I:195:ASP:OD1	2.46	0.47
1:E:392:PRO:CB	1:F:261:HIS:O	2.63	0.47
1:I:391:LYS:HZ3	1:J:318:ASP:HA	1.80	0.47
1:B:313:LEU:O	1:B:325:SER:N	2.40	0.47
1:D:168:GLU:O	1:D:171:VAL:HG22	2.15	0.47
1:E:168:GLU:O	1:E:171:VAL:HG22	2.15	0.47
1:J:168:GLU:O	1:J:171:VAL:HG22	2.15	0.47
1:K:168:GLU:O	1:K:171:VAL:HG22	2.15	0.47
1:L:168:GLU:O	1:L:171:VAL:HG22	2.15	0.47
1:B:168:GLU:O	1:B:171:VAL:HG22	2.15	0.47
1:G:392:PRO:CB	1:H:261:HIS:O	2.63	0.46
1:G:168:GLU:O	1:G:171:VAL:HG22	2.15	0.46
1:I:168:GLU:O	1:I:171:VAL:HG22	2.15	0.46
1:L:317:THR:HG22	1:L:318:ASP:N	2.29	0.46
1:T:458:LYS:HD2	1:T:458:LYS:N	2.31	0.46
1:D:313:LEU:O	1:D:325:SER:N	2.40	0.46
1:E:317:THR:HG22	1:E:318:ASP:N	2.30	0.46
1:F:168:GLU:O	1:F:171:VAL:HG22	2.15	0.46
1:J:317:THR:HG22	1:J:318:ASP:N	2.30	0.46
1:U:458:LYS:HD2	1:U:458:LYS:N	2.31	0.46
1:A:313:LEU:O	1:A:325:SER:N	2.40	0.46
1:A:338:GLU:OE1	1:A:338:GLU:N	2.45	0.46

*Continued on next page...*

*Continued from previous page...*

Atom-1	Atom-2	Interatomic distance (Å)	Clash overlap (Å)
1:C:168:GLU:O	1:C:171:VAL:HG22	2.15	0.46
1:F:251:LEU:HD21	1:F:285:PHE:CE1	2.51	0.46
1:G:317:THR:HG22	1:G:318:ASP:N	2.30	0.46
1:S:458:LYS:HD2	1:S:458:LYS:N	2.31	0.46
1:C:392:PRO:CB	1:D:261:HIS:O	2.63	0.46
1:K:317:THR:HG22	1:K:318:ASP:N	2.29	0.46
1:L:96:SER:N	1:L:195:ASP:OD1	2.46	0.46
1:A:261:HIS:O	1:L:392:PRO:CB	2.64	0.46
1:A:391:LYS:HZ3	1:B:318:ASP:HA	1.79	0.46
1:B:96:SER:N	1:B:195:ASP:OD1	2.46	0.46
1:D:59:GLN:N	1:D:59:GLN:OE1	2.49	0.46
1:D:251:LEU:HD21	1:D:285:PHE:CE1	2.51	0.46
1:F:317:THR:HG22	1:F:318:ASP:N	2.30	0.46
1:K:392:PRO:CB	1:L:261:HIS:O	2.64	0.46
1:P:775:TYR:O	1:P:779:ASP:N	2.34	0.46
1:E:59:GLN:OE1	1:E:59:GLN:N	2.49	0.46
1:H:251:LEU:HD21	1:H:285:PHE:CE1	2.51	0.46
1:I:392:PRO:CB	1:J:261:HIS:O	2.64	0.46
1:C:251:LEU:HD21	1:C:285:PHE:CE1	2.51	0.46
1:F:59:GLN:N	1:F:59:GLN:OE1	2.49	0.46
1:J:229:ILE:HD12	1:J:259:ILE:HD11	1.98	0.46
1:Q:458:LYS:HD2	1:Q:458:LYS:N	2.31	0.46
1:U:775:TYR:O	1:U:779:ASP:N	2.34	0.46
1:C:59:GLN:OE1	1:C:59:GLN:N	2.49	0.46
1:E:313:LEU:O	1:E:325:SER:N	2.40	0.46
1:F:313:LEU:O	1:F:325:SER:N	2.40	0.46
1:G:391:LYS:HZ3	1:H:318:ASP:HA	1.80	0.46
1:I:229:ILE:HD12	1:I:259:ILE:HD11	1.98	0.46
1:I:251:LEU:HD21	1:I:285:PHE:CE1	2.51	0.46
1:L:251:LEU:HD21	1:L:285:PHE:CE1	2.51	0.46
1:R:775:TYR:O	1:R:779:ASP:N	2.34	0.46
1:A:168:GLU:O	1:A:171:VAL:HG22	2.15	0.45
1:G:59:GLN:N	1:G:59:GLN:OE1	2.49	0.45
1:P:458:LYS:HD2	1:P:458:LYS:N	2.31	0.45
1:A:392:PRO:CB	1:B:261:HIS:O	2.65	0.45
1:K:229:ILE:HD12	1:K:259:ILE:HD11	1.98	0.45
1:A:251:LEU:HD21	1:A:285:PHE:CE1	2.51	0.45
1:E:251:LEU:HD21	1:E:285:PHE:CE1	2.51	0.45
1:F:392:PRO:CB	1:G:261:HIS:O	2.65	0.45
1:H:168:GLU:O	1:H:171:VAL:HG22	2.15	0.45
1:I:317:THR:HG22	1:I:318:ASP:N	2.30	0.45

*Continued on next page...*



*Continued from previous page...*

Atom-1	Atom-2	Interatomic distance (Å)	Clash overlap (Å)
1:K:251:LEU:HD21	1:K:285:PHE:CE1	2.51	0.45
1:R:458:LYS:HD2	1:R:458:LYS:N	2.31	0.45
1:E:96:SER:N	1:E:195:ASP:OD1	2.46	0.45
1:H:229:ILE:HD12	1:H:259:ILE:HD11	1.98	0.45
1:V:458:LYS:HD2	1:V:458:LYS:N	2.31	0.45
1:B:59:GLN:N	1:B:59:GLN:OE1	2.49	0.45
1:B:251:LEU:HD21	1:B:285:PHE:CE1	2.51	0.45
1:G:251:LEU:HD21	1:G:285:PHE:CE1	2.51	0.45
1:H:59:GLN:OE1	1:H:59:GLN:N	2.49	0.45
1:H:96:SER:N	1:H:195:ASP:OD1	2.46	0.45
1:J:392:PRO:CB	1:K:261:HIS:O	2.65	0.45
1:L:229:ILE:HD12	1:L:259:ILE:HD11	1.98	0.45
1:L:338:GLU:OE1	1:L:338:GLU:N	2.45	0.45
1:N:458:LYS:HD2	1:N:458:LYS:N	2.31	0.45
1:O:458:LYS:HD2	1:O:458:LYS:N	2.31	0.45
1:G:229:ILE:HD12	1:G:259:ILE:HD11	1.98	0.45
1:J:59:GLN:OE1	1:J:59:GLN:N	2.49	0.45
1:J:251:LEU:HD21	1:J:285:PHE:CE1	2.51	0.45
1:M:458:LYS:HD2	1:M:458:LYS:N	2.31	0.45
1:A:229:ILE:HD12	1:A:259:ILE:HD11	1.98	0.45
1:H:392:PRO:CB	1:I:261:HIS:O	2.64	0.45
1:I:59:GLN:N	1:I:59:GLN:OE1	2.49	0.45
1:J:161:ASP:OD1	1:J:182:HIS:ND1	2.50	0.45
1:K:59:GLN:N	1:K:59:GLN:OE1	2.49	0.45
1:W:458:LYS:HD2	1:W:458:LYS:N	2.31	0.45
1:X:458:LYS:HD2	1:X:458:LYS:N	2.31	0.45
1:D:392:PRO:CB	1:E:261:HIS:O	2.65	0.45
1:L:59:GLN:N	1:L:59:GLN:OE1	2.49	0.45
1:A:59:GLN:N	1:A:59:GLN:OE1	2.49	0.44
1:F:229:ILE:HD12	1:F:259:ILE:HD11	1.98	0.44
1:K:203:ASN:ND2	1:K:301:GLU:OE1	2.48	0.44
1:B:229:ILE:HD12	1:B:259:ILE:HD11	1.98	0.44
1:Q:775:TYR:O	1:Q:779:ASP:N	2.34	0.44
1:B:392:PRO:CB	1:C:261:HIS:O	2.65	0.44
1:I:161:ASP:OD1	1:I:182:HIS:ND1	2.50	0.44
1:A:318:ASP:HA	1:L:391:LYS:HZ3	1.82	0.44
1:C:229:ILE:HD12	1:C:259:ILE:HD11	1.98	0.44
1:E:229:ILE:HD12	1:E:259:ILE:HD11	1.98	0.44
1:D:338:GLU:OE1	1:D:338:GLU:N	2.45	0.44
1:B:331:GLU:OE2	1:C:343:ASP:HB3	2.18	0.44
1:D:229:ILE:HD12	1:D:259:ILE:HD11	1.98	0.44

*Continued on next page...*

*Continued from previous page...*

Atom-1	Atom-2	Interatomic distance (Å)	Clash overlap (Å)
1:I:313:LEU:O	1:I:325:SER:N	2.40	0.44
1:L:313:LEU:O	1:L:325:SER:N	2.40	0.44
1:C:338:GLU:OE1	1:C:338:GLU:N	2.45	0.43
1:M:775:TYR:O	1:M:779:ASP:N	2.34	0.43
1:K:331:GLU:OE2	1:L:343:ASP:HB3	2.18	0.43
1:K:338:GLU:OE1	1:K:338:GLU:N	2.45	0.43
1:A:203:ASN:ND2	1:A:301:GLU:OE1	2.48	0.43
1:B:219:VAL:CG2	1:B:300:ILE:HD12	2.49	0.43
1:E:344:MET:HE3	1:E:345:LEU:HG	2.00	0.43
1:H:161:ASP:OD1	1:H:182:HIS:ND1	2.50	0.43
1:D:161:ASP:OD1	1:D:182:HIS:ND1	2.50	0.43
1:G:219:VAL:CG2	1:G:300:ILE:HD12	2.49	0.43
1:A:219:VAL:CG2	1:A:300:ILE:HD12	2.49	0.43
1:A:331:GLU:OE2	1:B:343:ASP:HB3	2.19	0.43
1:D:219:VAL:CG2	1:D:300:ILE:HD12	2.49	0.43
1:J:219:VAL:CG2	1:J:300:ILE:HD12	2.49	0.43
1:S:465:LYS:HE3	1:S:465:LYS:HB3	1.90	0.43
1:J:331:GLU:OE2	1:K:343:ASP:HB3	2.19	0.43
1:C:203:ASN:ND2	1:C:301:GLU:OE1	2.48	0.43
1:F:219:VAL:CG2	1:F:300:ILE:HD12	2.49	0.43
1:F:259:ILE:HD13	1:F:276:THR:HG22	2.01	0.43
1:G:259:ILE:HD13	1:G:276:THR:HG22	2.01	0.43
1:H:219:VAL:CG2	1:H:300:ILE:HD12	2.49	0.43
1:V:775:TYR:O	1:V:779:ASP:N	2.34	0.43
1:F:391:LYS:HZ3	1:G:318:ASP:HA	1.84	0.43
1:H:331:GLU:OE2	1:I:343:ASP:HB3	2.19	0.43
1:J:203:ASN:ND2	1:J:301:GLU:OE1	2.48	0.43
1:K:313:LEU:O	1:K:325:SER:N	2.40	0.43
1:B:338:GLU:OE1	1:B:338:GLU:N	2.45	0.43
1:E:331:GLU:OE2	1:F:343:ASP:HB3	2.19	0.43
1:K:219:VAL:CG2	1:K:300:ILE:HD12	2.49	0.43
1:A:259:ILE:HD13	1:A:276:THR:HG22	2.01	0.42
1:C:219:VAL:CG2	1:C:300:ILE:HD12	2.49	0.42
1:D:331:GLU:OE2	1:E:343:ASP:HB3	2.19	0.42
1:E:219:VAL:CG2	1:E:300:ILE:HD12	2.49	0.42
1:E:338:GLU:OE1	1:E:338:GLU:N	2.45	0.42
1:G:161:ASP:OD1	1:G:182:HIS:ND1	2.50	0.42
1:H:259:ILE:HD13	1:H:276:THR:HG22	2.01	0.42
1:A:207:TYR:O	1:A:215:TRP:N	2.51	0.42
1:I:219:VAL:CG2	1:I:300:ILE:HD12	2.49	0.42
1:L:259:ILE:HD13	1:L:276:THR:HG22	2.01	0.42

*Continued on next page...*

*Continued from previous page...*

Atom-1	Atom-2	Interatomic distance (Å)	Clash overlap (Å)
1:B:179:VAL:O	1:B:276:THR:OG1	2.33	0.42
1:E:259:ILE:HD13	1:E:276:THR:HG22	2.01	0.42
1:I:157:ILE:HB	1:I:179:VAL:HG22	2.02	0.42
1:K:160:VAL:O	1:K:162:VAL:HG13	2.20	0.42
1:V:465:LYS:HE3	1:V:465:LYS:HB3	1.90	0.42
1:E:203:ASN:ND2	1:E:301:GLU:OE1	2.48	0.42
1:F:161:ASP:OD1	1:F:182:HIS:ND1	2.50	0.42
1:G:96:SER:N	1:G:195:ASP:OD1	2.46	0.42
1:G:160:VAL:O	1:G:162:VAL:HG13	2.20	0.42
1:G:331:GLU:OE2	1:H:343:ASP:HB3	2.20	0.42
1:I:160:VAL:O	1:I:162:VAL:HG13	2.20	0.42
1:J:157:ILE:HB	1:J:179:VAL:HG22	2.02	0.42
1:J:338:GLU:OE1	1:J:338:GLU:N	2.45	0.42
1:A:157:ILE:HB	1:A:179:VAL:HG22	2.02	0.42
1:B:157:ILE:HB	1:B:179:VAL:HG22	2.02	0.42
1:B:161:ASP:OD1	1:B:182:HIS:ND1	2.50	0.42
1:D:219:VAL:HG23	1:D:300:ILE:HD12	2.02	0.42
1:G:243:GLN:O	1:G:246:LEU:N	2.53	0.42
1:B:259:ILE:HD13	1:B:276:THR:HG22	2.01	0.42
1:C:157:ILE:HB	1:C:179:VAL:HG22	2.02	0.42
1:C:161:ASP:OD1	1:C:182:HIS:ND1	2.50	0.42
1:E:219:VAL:HG23	1:E:300:ILE:HD12	2.02	0.42
1:F:331:GLU:OE2	1:G:343:ASP:HB3	2.20	0.42
1:G:157:ILE:HB	1:G:179:VAL:HG22	2.02	0.42
1:H:157:ILE:HB	1:H:179:VAL:HG22	2.02	0.42
1:H:219:VAL:HG23	1:H:300:ILE:HD12	2.02	0.42
1:I:243:GLN:O	1:I:246:LEU:N	2.53	0.42
1:I:259:ILE:HD13	1:I:276:THR:HG22	2.01	0.42
1:K:259:ILE:HD13	1:K:276:THR:HG22	2.01	0.42
1:B:160:VAL:O	1:B:162:VAL:HG13	2.20	0.42
1:C:219:VAL:HG23	1:C:300:ILE:HD12	2.02	0.42
1:D:157:ILE:HB	1:D:179:VAL:HG22	2.02	0.42
1:E:157:ILE:HB	1:E:179:VAL:HG22	2.02	0.42
1:E:160:VAL:O	1:E:162:VAL:HG13	2.20	0.42
1:F:157:ILE:HB	1:F:179:VAL:HG22	2.02	0.42
1:G:219:VAL:HG23	1:G:300:ILE:HD12	2.02	0.42
1:I:219:VAL:HG23	1:I:300:ILE:HD12	2.02	0.42
1:L:157:ILE:HB	1:L:179:VAL:HG22	2.02	0.42
1:A:160:VAL:O	1:A:162:VAL:HG13	2.20	0.42
1:A:243:GLN:O	1:A:246:LEU:N	2.53	0.42
1:B:387:PRO:O	1:C:314:GLU:OE1	2.37	0.42

*Continued on next page...*

*Continued from previous page...*

Atom-1	Atom-2	Interatomic distance (Å)	Clash overlap (Å)
1:C:243:GLN:O	1:C:246:LEU:N	2.53	0.42
1:D:160:VAL:O	1:D:162:VAL:HG13	2.20	0.42
1:D:259:ILE:HD13	1:D:276:THR:HG22	2.01	0.42
1:E:243:GLN:O	1:E:246:LEU:N	2.53	0.42
1:H:160:VAL:O	1:H:162:VAL:HG13	2.20	0.42
1:K:157:ILE:HB	1:K:179:VAL:HG22	2.02	0.42
1:L:243:GLN:O	1:L:246:LEU:N	2.53	0.42
1:A:161:ASP:OD1	1:A:182:HIS:ND1	2.50	0.42
1:F:219:VAL:HG23	1:F:300:ILE:HD12	2.02	0.42
1:J:219:VAL:HG23	1:J:300:ILE:HD12	2.02	0.42
1:E:161:ASP:OD1	1:E:182:HIS:ND1	2.50	0.42
1:F:105:ARG:NH1	1:Q:453:SER:O	2.49	0.42
1:G:203:ASN:ND2	1:G:301:GLU:OE1	2.48	0.42
1:J:243:GLN:O	1:J:246:LEU:N	2.53	0.42
1:K:243:GLN:O	1:K:246:LEU:N	2.53	0.42
1:L:219:VAL:CG2	1:L:300:ILE:HD12	2.49	0.42
1:B:219:VAL:HG23	1:B:300:ILE:HD12	2.02	0.41
1:B:243:GLN:O	1:B:246:LEU:N	2.53	0.41
1:B:344:MET:HE3	1:B:345:LEU:HG	2.01	0.41
1:C:259:ILE:HD13	1:C:276:THR:HG22	2.01	0.41
1:H:243:GLN:O	1:H:246:LEU:N	2.53	0.41
1:I:331:GLU:OE2	1:J:343:ASP:HB3	2.20	0.41
1:A:219:VAL:HG23	1:A:300:ILE:HD12	2.02	0.41
1:F:338:GLU:OE1	1:F:338:GLU:N	2.45	0.41
1:H:344:MET:HE3	1:H:345:LEU:HG	2.01	0.41
1:J:387:PRO:O	1:K:314:GLU:OE1	2.38	0.41
1:K:219:VAL:HG23	1:K:300:ILE:HD12	2.02	0.41
1:L:219:VAL:HG23	1:L:300:ILE:HD12	2.02	0.41
1:D:243:GLN:O	1:D:246:LEU:N	2.53	0.41
1:J:259:ILE:HD13	1:J:276:THR:HG22	2.01	0.41
1:L:160:VAL:O	1:L:162:VAL:HG13	2.20	0.41
1:C:174:GLU:OE2	1:C:234:ARG:NE	2.54	0.41
1:F:160:VAL:O	1:F:162:VAL:HG13	2.20	0.41
1:I:174:GLU:OE2	1:I:234:ARG:NE	2.54	0.41
1:J:160:VAL:O	1:J:162:VAL:HG13	2.20	0.41
1:J:174:GLU:OE2	1:J:234:ARG:NE	2.54	0.41
1:K:174:GLU:OE2	1:K:234:ARG:NE	2.54	0.41
1:C:331:GLU:OE2	1:D:343:ASP:HB3	2.21	0.41
1:E:387:PRO:O	1:F:314:GLU:OE1	2.39	0.41
1:D:174:GLU:OE2	1:D:234:ARG:NE	2.54	0.41
1:F:243:GLN:O	1:F:246:LEU:N	2.53	0.41

*Continued on next page...*

*Continued from previous page...*

Atom-1	Atom-2	Interatomic distance (Å)	Clash overlap (Å)
1:I:338:GLU:OE1	1:I:338:GLU:N	2.45	0.41
1:L:174:GLU:OE2	1:L:234:ARG:NE	2.54	0.41
1:A:174:GLU:OE2	1:A:234:ARG:NE	2.54	0.41
1:B:174:GLU:OE2	1:B:234:ARG:NE	2.54	0.41
1:B:207:TYR:O	1:B:215:TRP:N	2.51	0.41
1:D:344:MET:HE3	1:D:345:LEU:HG	2.03	0.41
1:H:313:LEU:O	1:H:325:SER:N	2.40	0.41
1:A:343:ASP:HB3	1:L:331:GLU:OE2	2.21	0.41
1:A:387:PRO:O	1:B:314:GLU:OE1	2.38	0.41
1:B:246:LEU:O	1:B:249:ILE:HG22	2.21	0.41
1:D:387:PRO:O	1:E:314:GLU:OE1	2.39	0.41
1:H:174:GLU:OE2	1:H:234:ARG:NE	2.54	0.41
1:H:387:PRO:O	1:I:314:GLU:OE1	2.39	0.41
1:L:161:ASP:OD1	1:L:182:HIS:ND1	2.50	0.41
1:C:160:VAL:O	1:C:162:VAL:HG13	2.20	0.41
1:F:203:ASN:ND2	1:F:301:GLU:OE1	2.48	0.41
1:G:387:PRO:O	1:H:314:GLU:OE1	2.39	0.41
1:K:246:LEU:O	1:K:249:ILE:HG22	2.21	0.41
1:E:174:GLU:OE2	1:E:234:ARG:NE	2.54	0.40
1:H:207:TYR:O	1:H:215:TRP:N	2.51	0.40
1:I:246:LEU:O	1:I:249:ILE:HG22	2.21	0.40
1:F:207:TYR:O	1:F:215:TRP:N	2.52	0.40
1:G:338:GLU:OE1	1:G:338:GLU:N	2.45	0.40
1:A:246:LEU:O	1:A:249:ILE:HG22	2.21	0.40
1:C:344:MET:HE3	1:C:345:LEU:HG	2.03	0.40
1:D:246:LEU:O	1:D:249:ILE:HG22	2.21	0.40
1:H:338:GLU:OE1	1:H:338:GLU:N	2.45	0.40
1:F:180:VAL:O	1:F:181:LEU:HD22	2.22	0.40
1:G:174:GLU:OE2	1:G:234:ARG:NE	2.54	0.40
1:G:180:VAL:O	1:G:181:LEU:HD22	2.22	0.40
1:G:207:TYR:O	1:G:215:TRP:N	2.52	0.40
1:I:207:TYR:O	1:I:215:TRP:N	2.52	0.40
1:K:387:PRO:O	1:L:314:GLU:OE1	2.39	0.40
1:L:203:ASN:ND2	1:L:301:GLU:OE1	2.48	0.40
1:L:246:LEU:O	1:L:249:ILE:HG22	2.21	0.40
1:N:465:LYS:HE3	1:N:465:LYS:HB3	1.90	0.40

There are no symmetry-related clashes.

## 5.3 Torsion angles

### 5.3.1 Protein backbone

In the following table, the Percentiles column shows the percent Ramachandran outliers of the chain as a percentile score with respect to all PDB entries followed by that with respect to all EM entries.

The Analysed column shows the number of residues for which the backbone conformation was analysed, and the total number of residues.

Mol	Chain	Analysed	Favoured	Allowed	Outliers	Percentiles	
1	A	304/1011 (30%)	293 (96%)	11 (4%)	0	100	100
1	B	304/1011 (30%)	294 (97%)	10 (3%)	0	100	100
1	C	304/1011 (30%)	293 (96%)	11 (4%)	0	100	100
1	D	304/1011 (30%)	293 (96%)	11 (4%)	0	100	100
1	E	304/1011 (30%)	293 (96%)	11 (4%)	0	100	100
1	F	304/1011 (30%)	293 (96%)	11 (4%)	0	100	100
1	G	304/1011 (30%)	293 (96%)	11 (4%)	0	100	100
1	H	304/1011 (30%)	293 (96%)	11 (4%)	0	100	100
1	I	304/1011 (30%)	293 (96%)	11 (4%)	0	100	100
1	J	304/1011 (30%)	293 (96%)	11 (4%)	0	100	100
1	K	304/1011 (30%)	293 (96%)	11 (4%)	0	100	100
1	L	304/1011 (30%)	293 (96%)	11 (4%)	0	100	100
1	M	325/1011 (32%)	319 (98%)	6 (2%)	0	100	100
1	N	325/1011 (32%)	319 (98%)	6 (2%)	0	100	100
1	O	325/1011 (32%)	319 (98%)	6 (2%)	0	100	100
1	P	325/1011 (32%)	319 (98%)	6 (2%)	0	100	100
1	Q	325/1011 (32%)	319 (98%)	6 (2%)	0	100	100
1	R	325/1011 (32%)	319 (98%)	6 (2%)	0	100	100
1	S	325/1011 (32%)	319 (98%)	6 (2%)	0	100	100
1	T	325/1011 (32%)	319 (98%)	6 (2%)	0	100	100
1	U	325/1011 (32%)	319 (98%)	6 (2%)	0	100	100
1	V	325/1011 (32%)	319 (98%)	6 (2%)	0	100	100
1	W	325/1011 (32%)	319 (98%)	6 (2%)	0	100	100
1	X	325/1011 (32%)	319 (98%)	6 (2%)	0	100	100
All	All	7548/24264 (31%)	7345 (97%)	203 (3%)	0	100	100

There are no Ramachandran outliers to report.

### 5.3.2 Protein sidechains [i](#)

In the following table, the Percentiles column shows the percent sidechain outliers of the chain as a percentile score with respect to all PDB entries followed by that with respect to all EM entries.

The Analysed column shows the number of residues for which the sidechain conformation was analysed, and the total number of residues.

Mol	Chain	Analysed	Rotameric	Outliers	Percentiles	
1	A	273/877 (31%)	273 (100%)	0	100	100
1	B	273/877 (31%)	273 (100%)	0	100	100
1	C	273/877 (31%)	273 (100%)	0	100	100
1	D	273/877 (31%)	273 (100%)	0	100	100
1	E	273/877 (31%)	273 (100%)	0	100	100
1	F	273/877 (31%)	273 (100%)	0	100	100
1	G	273/877 (31%)	273 (100%)	0	100	100
1	H	273/877 (31%)	273 (100%)	0	100	100
1	I	273/877 (31%)	273 (100%)	0	100	100
1	J	273/877 (31%)	273 (100%)	0	100	100
1	K	273/877 (31%)	273 (100%)	0	100	100
1	L	273/877 (31%)	273 (100%)	0	100	100
1	M	17/877 (2%)	17 (100%)	0	100	100
1	N	17/877 (2%)	17 (100%)	0	100	100
1	O	17/877 (2%)	17 (100%)	0	100	100
1	P	17/877 (2%)	17 (100%)	0	100	100
1	Q	17/877 (2%)	17 (100%)	0	100	100
1	R	17/877 (2%)	17 (100%)	0	100	100
1	S	17/877 (2%)	17 (100%)	0	100	100
1	T	17/877 (2%)	17 (100%)	0	100	100
1	U	17/877 (2%)	17 (100%)	0	100	100
1	V	17/877 (2%)	17 (100%)	0	100	100
1	W	17/877 (2%)	17 (100%)	0	100	100
1	X	17/877 (2%)	17 (100%)	0	100	100

*Continued on next page...*

*Continued from previous page...*

Mol	Chain	Analysed	Rotameric	Outliers	Percentiles
All	All	3480/21048 (16%)	3480 (100%)	0	100 100

There are no protein residues with a non-rotameric sidechain to report.

Sometimes sidechains can be flipped to improve hydrogen bonding and reduce clashes. There are no such sidechains identified.

### 5.3.3 RNA [i](#)

There are no RNA molecules in this entry.

### 5.4 Non-standard residues in protein, DNA, RNA chains [i](#)

There are no non-standard protein/DNA/RNA residues in this entry.

### 5.5 Carbohydrates [i](#)

There are no monosaccharides in this entry.

### 5.6 Ligand geometry [i](#)

There are no ligands in this entry.

### 5.7 Other polymers [i](#)

There are no such residues in this entry.

### 5.8 Polymer linkage issues [i](#)

There are no chain breaks in this entry.




## 6 Map visualisation [i](#)

This section contains visualisations of the EMDB entry EMD-29289. These allow visual inspection of the internal detail of the map and identification of artifacts.

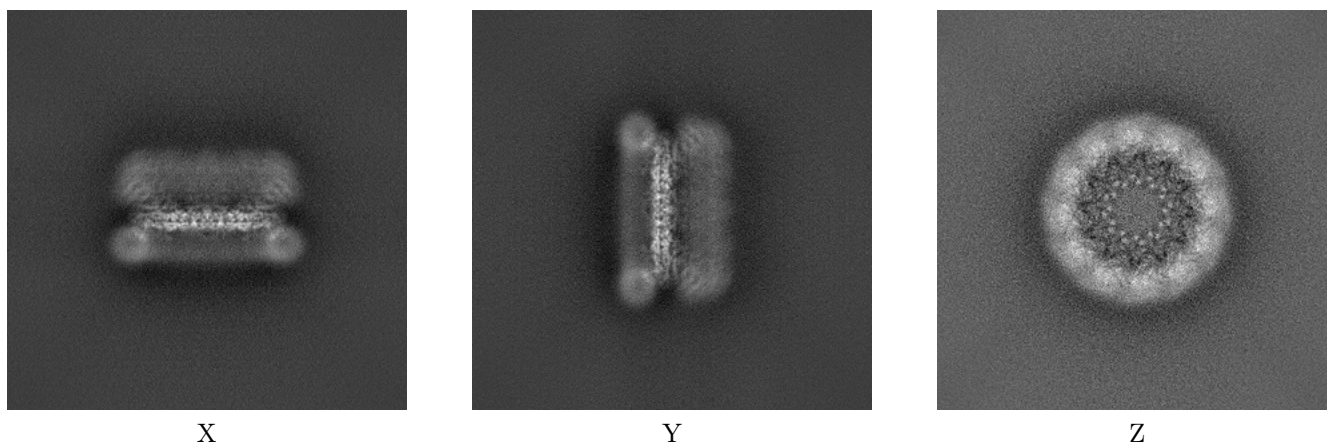
Images derived from a raw map, generated by summing the deposited half-maps, are presented below the corresponding image components of the primary map to allow further visual inspection and comparison with those of the primary map.

### 6.1 Orthogonal projections [i](#)

#### 6.1.1 Primary map



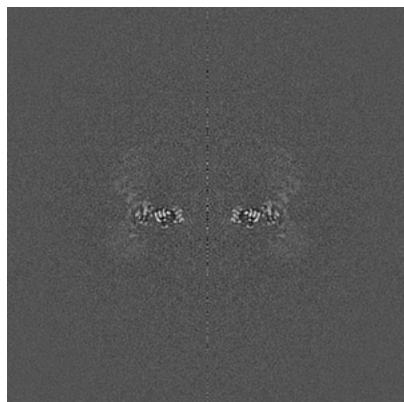
#### 6.1.2 Raw map




The images above show the map projected in three orthogonal directions.

## 6.2 Central slices [i](#)

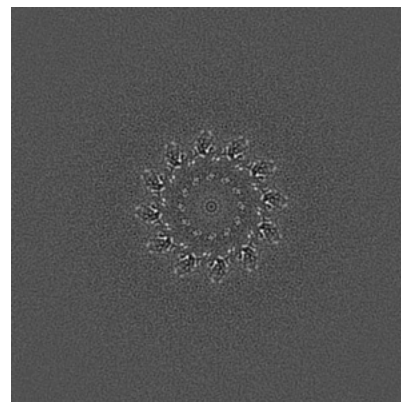
### 6.2.1 Primary map



X Index: 288



Y Index: 288

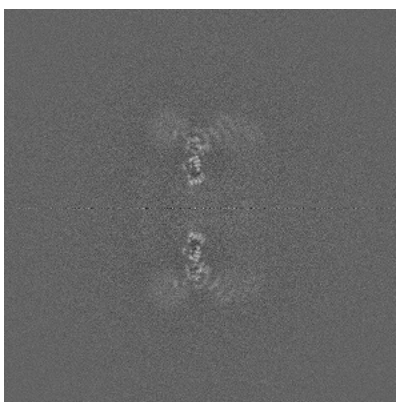


Z Index: 288

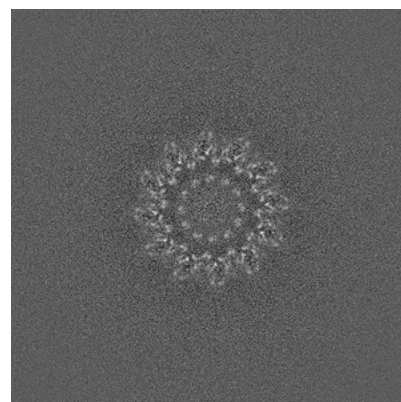
### 6.2.2 Raw map



X Index: 288



Y Index: 288




Z Index: 288


The images above show central slices of the map in three orthogonal directions.

## 6.3 Largest variance slices [i](#)

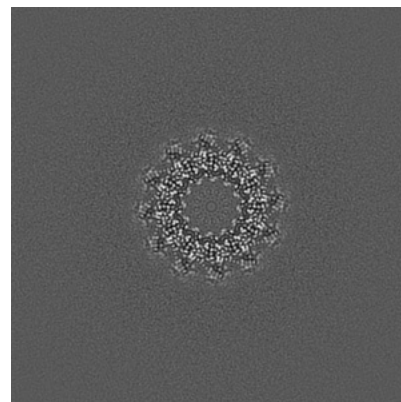
### 6.3.1 Primary map



X Index: 337



Y Index: 337

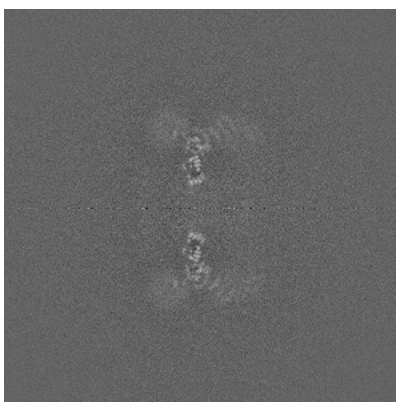


Z Index: 277

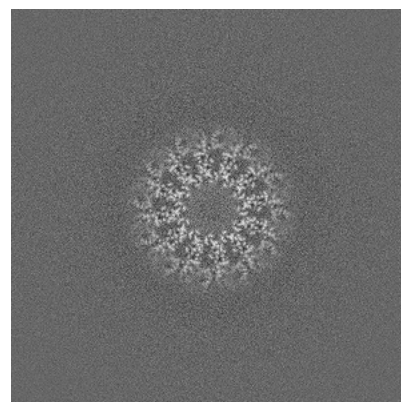
### 6.3.2 Raw map



X Index: 288



Y Index: 288

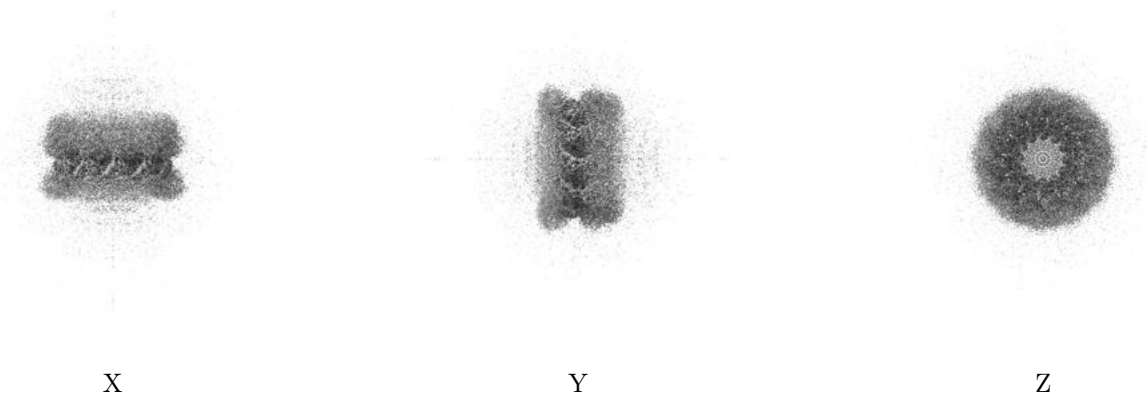


Z Index: 267

The images above show the largest variance slices of the map in three orthogonal directions.

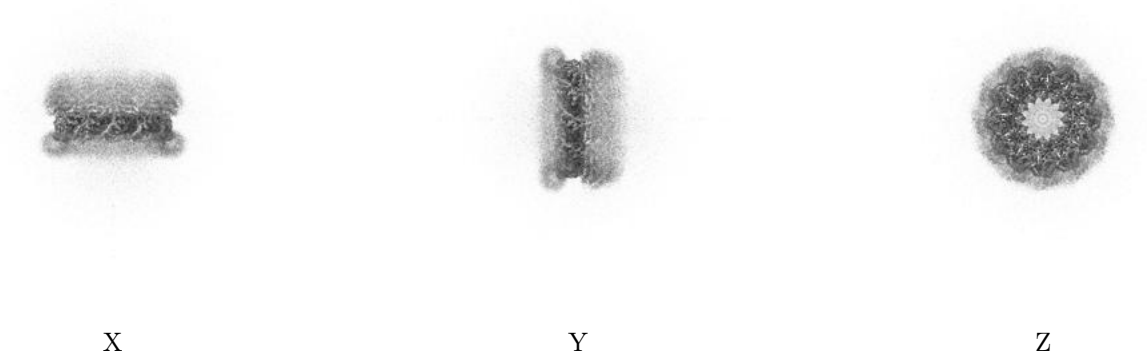
## 6.4 Orthogonal surface views [i](#)

### 6.4.1 Primary map



The images above show the 3D surface view of the map at the recommended contour level 3.05. These images, in conjunction with the slice images, may facilitate assessment of whether an appropriate contour level has been provided.

### 6.4.2 Raw map



These images show the 3D surface of the raw map. The raw map's contour level was selected so that its surface encloses the same volume as the primary map does at its recommended contour level.

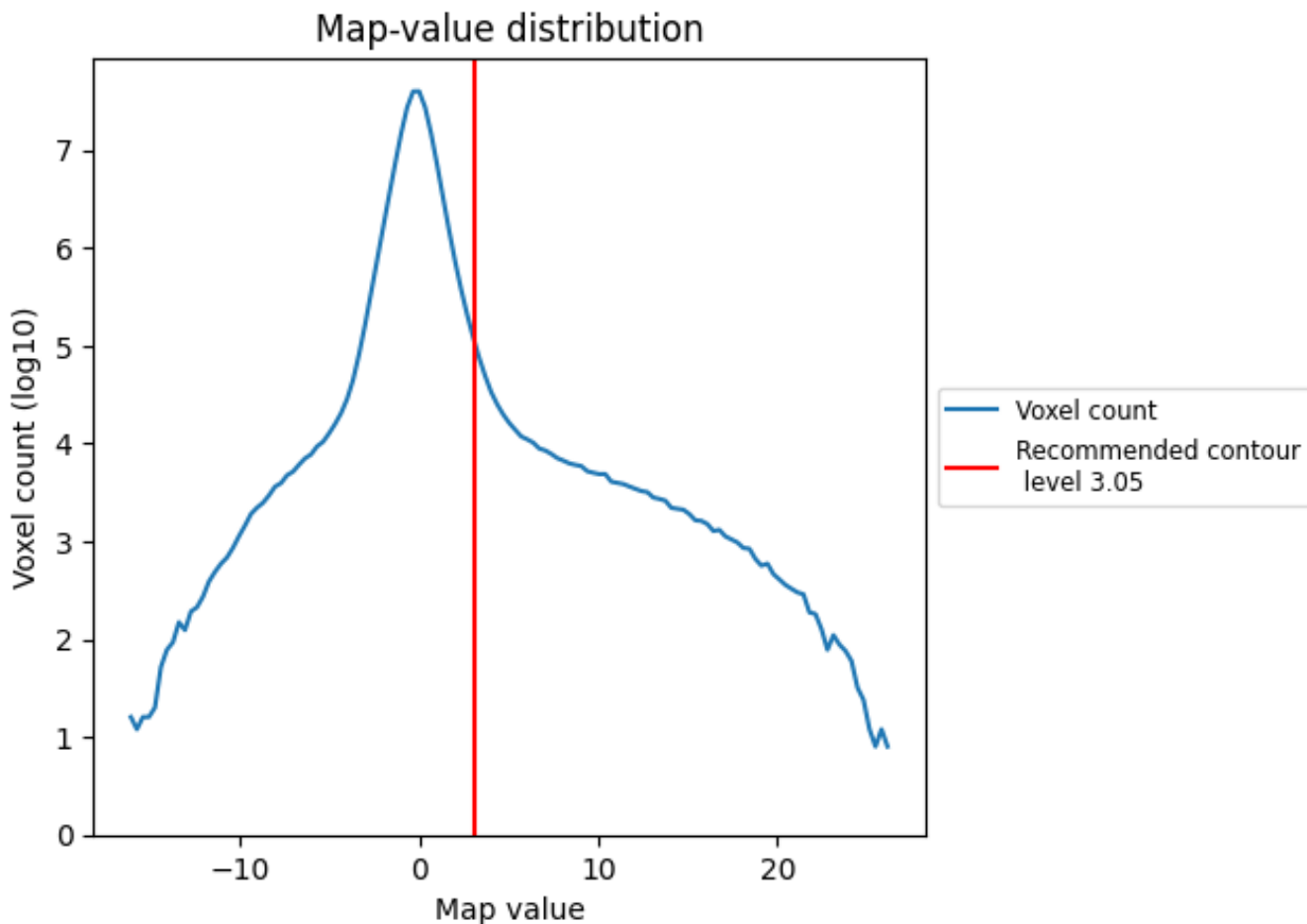
## 6.5 Mask visualisation [i](#)

This section was not generated. No masks/segmentation were deposited.

## 7 Map analysis [i](#)

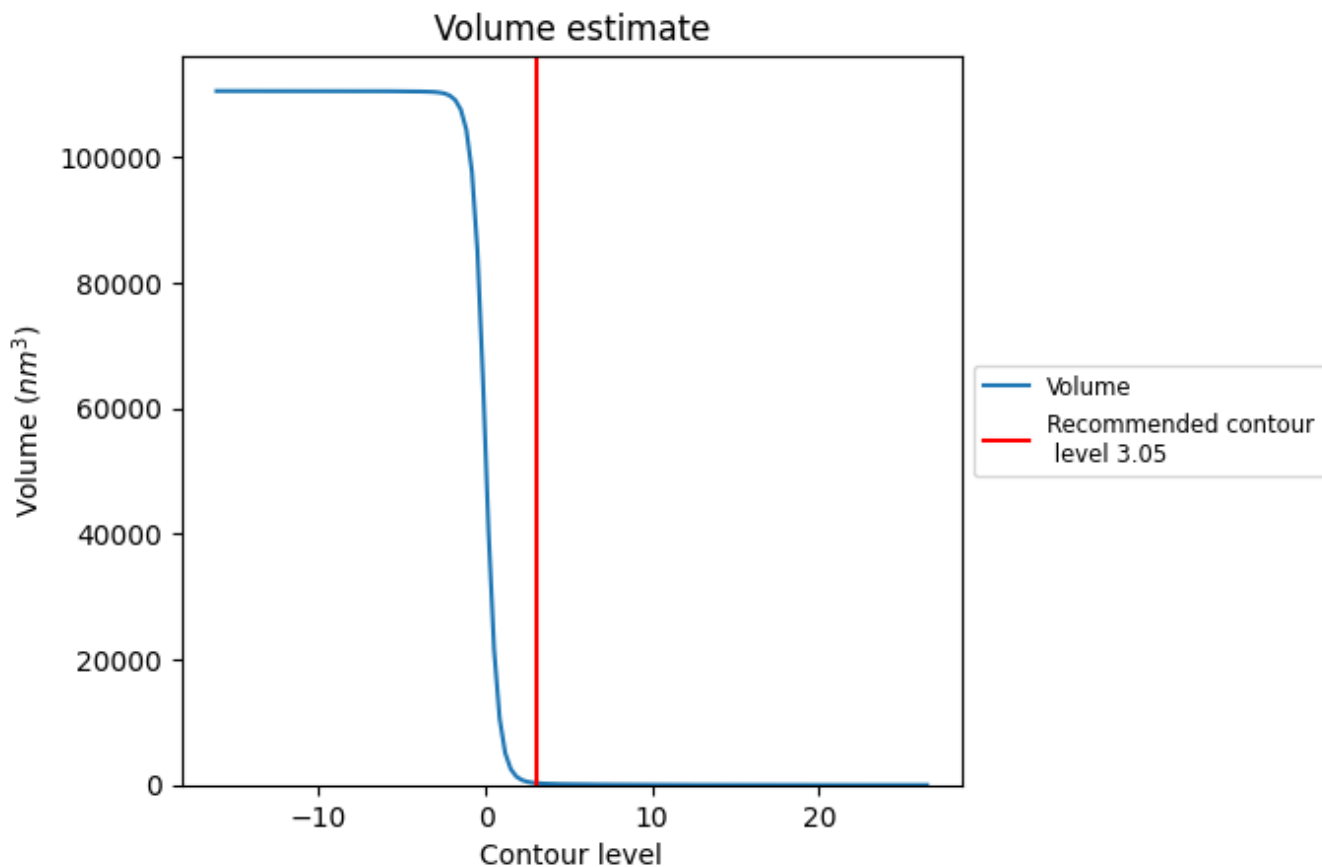
This section contains the results of statistical analysis of the map.

### 7.1 Map-value distribution [i](#)



The map-value distribution is plotted in 128 intervals along the x-axis. The y-axis is logarithmic. A spike in this graph at zero usually indicates that the volume has been masked.

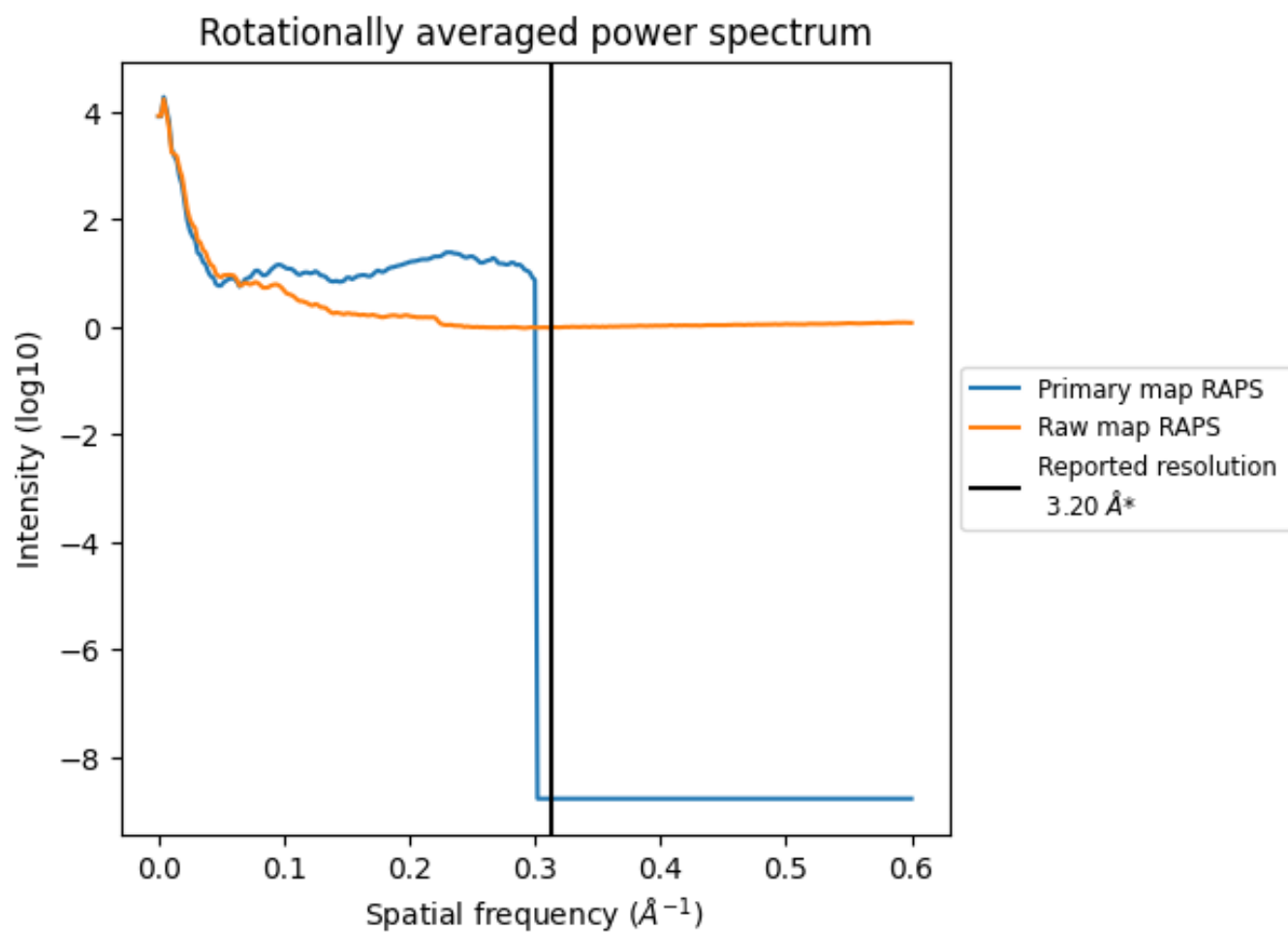
## 7.2 Volume estimate [i](#)



The volume at the recommended contour level is 297  $\text{nm}^3$ ; this corresponds to an approximate mass of 268 kDa.

The volume estimate graph shows how the enclosed volume varies with the contour level. The recommended contour level is shown as a vertical line and the intersection between the line and the curve gives the volume of the enclosed surface at the given level.

### 7.3 Rotationally averaged power spectrum [i](#)

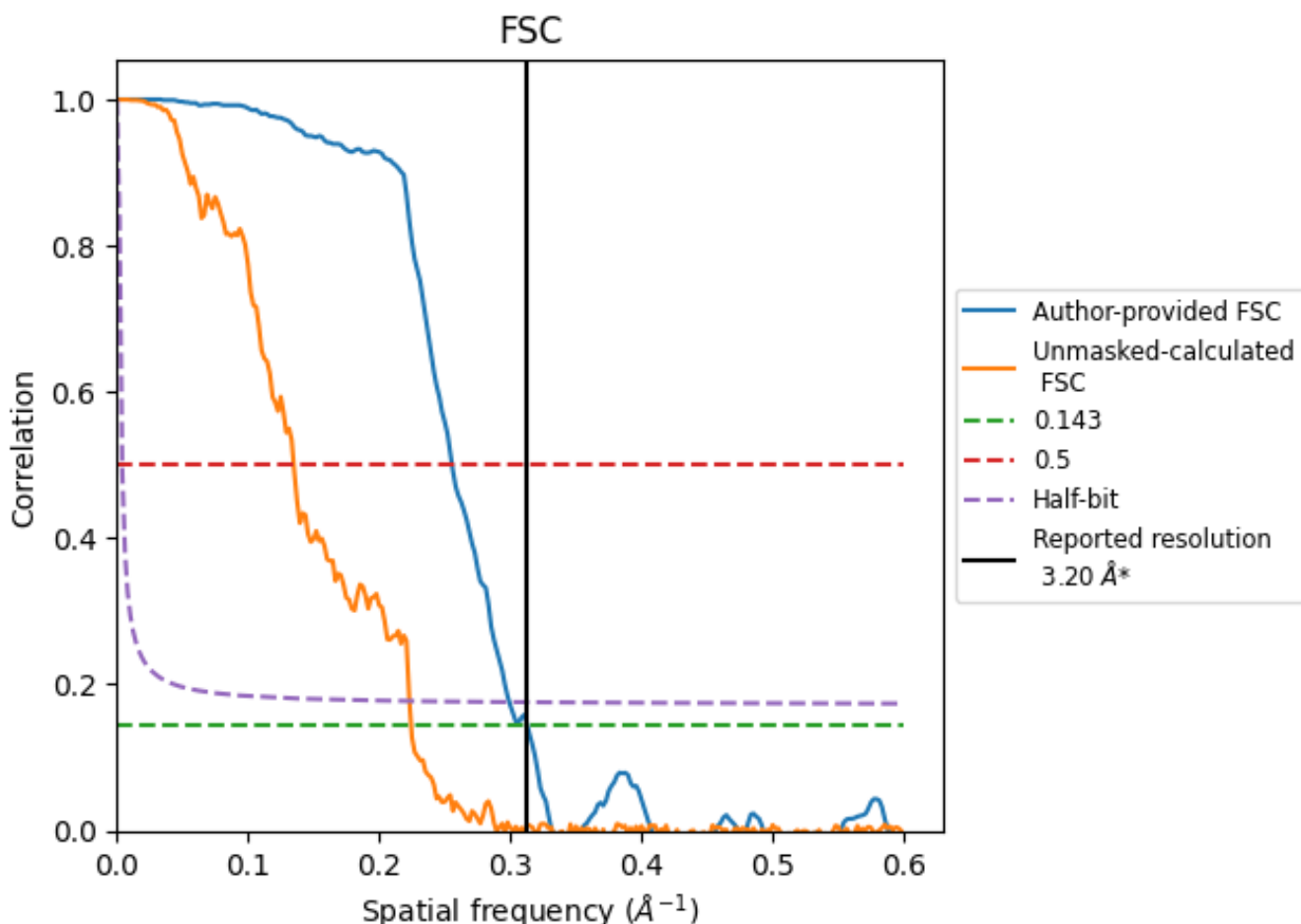


\*Reported resolution corresponds to spatial frequency of 0.312 Å<sup>-1</sup>

## 8 Fourier-Shell correlation [i](#)

Fourier-Shell Correlation (FSC) is the most commonly used method to estimate the resolution of single-particle and subtomogram-averaged maps. The shape of the curve depends on the imposed symmetry, mask and whether or not the two 3D reconstructions used were processed from a common reference. The reported resolution is shown as a black line. A curve is displayed for the half-bit criterion in addition to lines showing the 0.143 gold standard cut-off and 0.5 cut-off.

### 8.1 FSC [i](#)



\*Reported resolution corresponds to spatial frequency of  $0.312 \text{\AA}^{-1}$



## 8.2 Resolution estimates [i](#)


Resolution estimate (Å)	Estimation criterion (FSC cut-off)		
	0.143	0.5	Half-bit
Reported by author	3.20	-	-
Author-provided FSC curve	3.19	3.91	3.34
Unmasked-calculated*	4.46	7.41	4.48

\*Resolution estimate based on FSC curve calculated by comparison of deposited half-maps. The value from deposited half-maps intersecting FSC 0.143 CUT-OFF 4.46 differs from the reported value 3.2 by more than 10 %

## 9 Map-model fit [i](#)

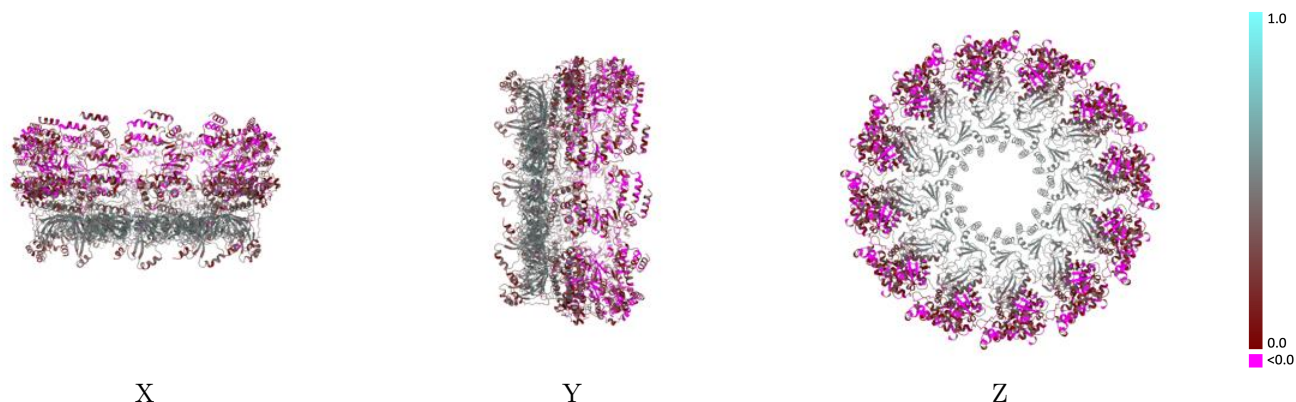
This section contains information regarding the fit between EMDB map EMD-29289 and PDB model 8FM9. Per-residue inclusion information can be found in section 3 on page 14.

### 9.1 Map-model overlay [i](#)



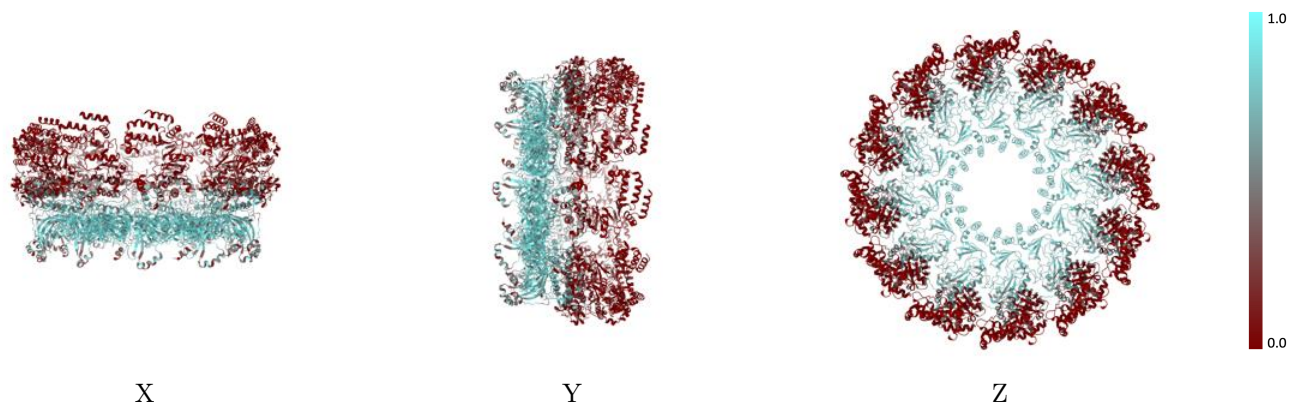
The images above show the 3D surface view of the map at the recommended contour level 3.05 at 50% transparency in yellow overlaid with a ribbon representation of the model coloured in blue. These images allow for the visual assessment of the quality of fit between the atomic model and the map.

## 9.2 Q-score mapped to coordinate model [i](#)



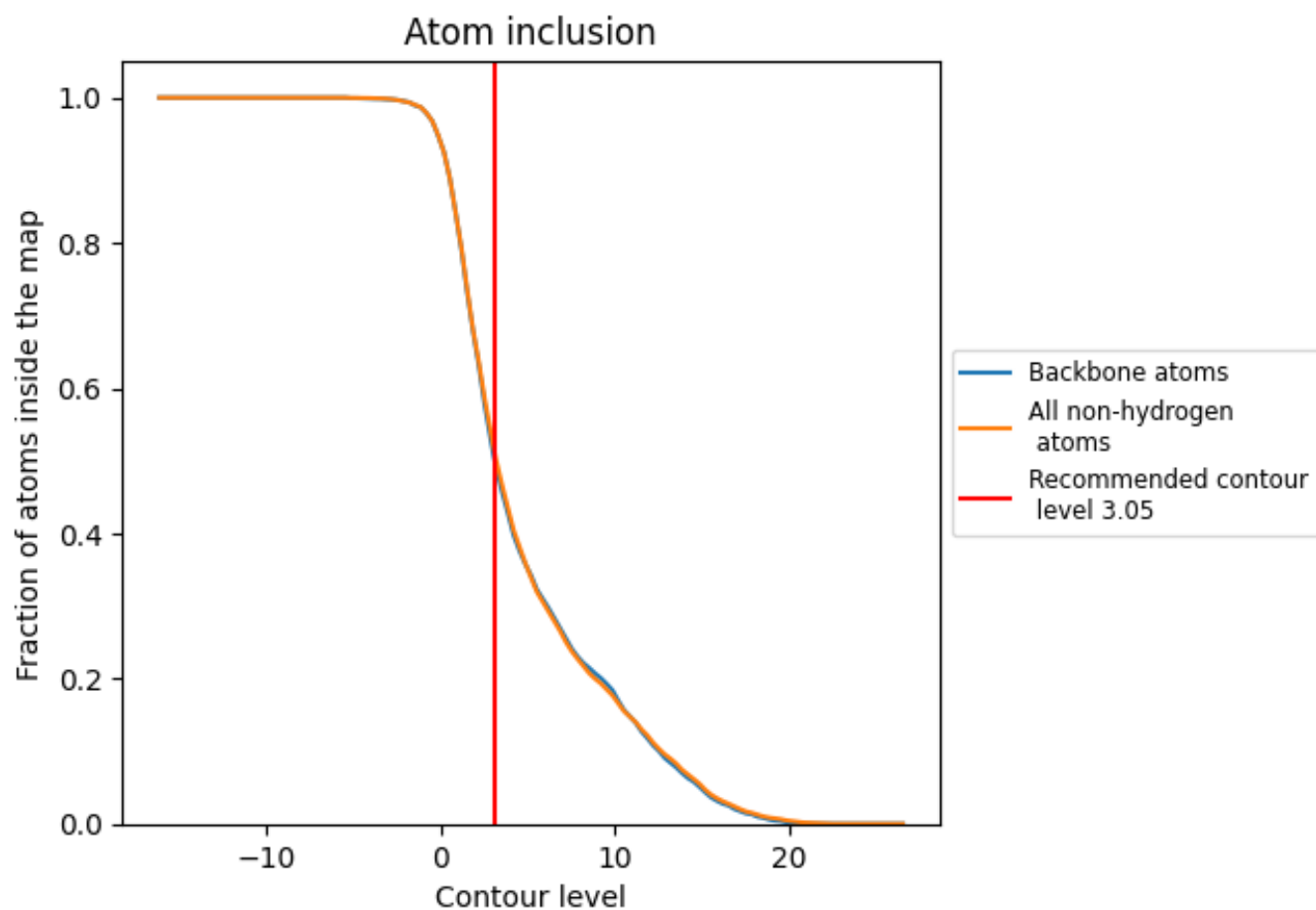
The images above show the model with each residue coloured according to its Q-score. This shows their resolvability in the map with higher Q-score values reflecting better resolvability. Please note: Q-score is calculating the resolvability of atoms, and thus high values are only expected at resolutions at which atoms can be resolved. Low Q-score values may therefore be expected for many entries.

## 9.3 Atom inclusion mapped to coordinate model [i](#)



The images above show the model with each residue coloured according to its atom inclusion. This shows to what extent they are inside the map at the recommended contour level (3.05).



















































## 9.4 Atom inclusion [i](#)



At the recommended contour level, 50% of all backbone atoms, 52% of all non-hydrogen atoms, are inside the map.

## 9.5 Map-model fit summary

The table lists the average atom inclusion at the recommended contour level (3.05) and Q-score for the entire model and for each chain.

Chain	Atom inclusion	Q-score
All	 0.5162	 0.3340
A	 0.7343	 0.4420
B	 0.7343	 0.4420
C	 0.7355	 0.4410
D	 0.7334	 0.4430
E	 0.7347	 0.4420
F	 0.7343	 0.4410
G	 0.7347	 0.4430
H	 0.7318	 0.4410
I	 0.7343	 0.4420
J	 0.7339	 0.4420
K	 0.7343	 0.4410
L	 0.7359	 0.4420
M	 0.1474	 0.1460
N	 0.1446	 0.1470
O	 0.1467	 0.1470
P	 0.1474	 0.1460
Q	 0.1453	 0.1330
R	 0.1460	 0.1460
S	 0.1474	 0.1470
T	 0.1446	 0.1440
U	 0.1467	 0.1440
V	 0.1467	 0.1440
W	 0.1460	 0.1420
X	 0.1467	 0.1450

