



Full wwPDB X-ray Structure Validation Report ⓘ

Aug 26, 2023 – 06:59 PM EDT

PDB ID : 3G05
Title : Crystal structure of N-terminal domain (2-550) of E.coli MnmG
Authors : Shi, R.; Matte, A.; Cygler, M.; Montreal-Kingston Bacterial Structural Genomics Initiative (BSGI)
Deposited on : 2009-01-27
Resolution : 3.49 Å(reported)

This is a Full wwPDB X-ray Structure Validation Report for a publicly released PDB entry.

We welcome your comments at validation@mail.wwpdb.org

A user guide is available at

<https://www.wwpdb.org/validation/2017/XrayValidationReportHelp>

with specific help available everywhere you see the ⓘ symbol.

The types of validation reports are described at

<http://www.wwpdb.org/validation/2017/FAQs#types>.

The following versions of software and data (see [references ⓘ](#)) were used in the production of this report:

MolProbity : 4.02b-467
Mogul : 1.8.5 (274361), CSD as541be (2020)
Xtriage (Phenix) : 1.13
EDS : 2.35
Percentile statistics : 20191225.v01 (using entries in the PDB archive December 25th 2019)
Refmac : 5.8.0158
CCP4 : 7.0.044 (Gargrove)
Ideal geometry (proteins) : Engh & Huber (2001)
Ideal geometry (DNA, RNA) : Parkinson et al. (1996)
Validation Pipeline (wwPDB-VP) : 2.35

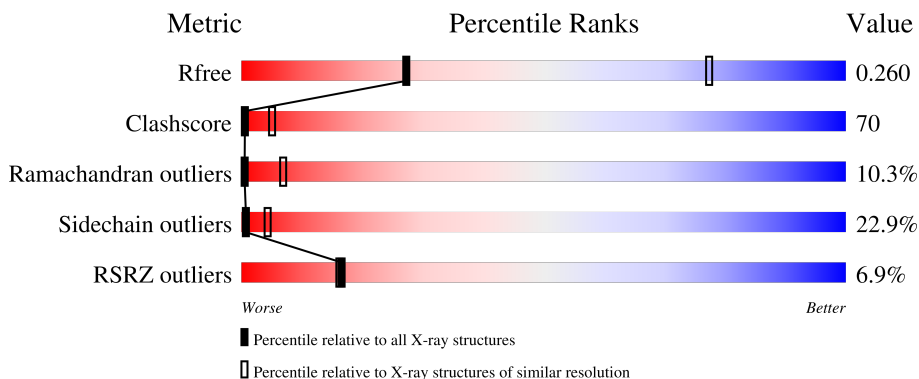
1 Overall quality at a glance

The following experimental techniques were used to determine the structure:

X-RAY DIFFRACTION

The reported resolution of this entry is 3.49 Å.

Percentile scores (ranging between 0-100) for global validation metrics of the entry are shown in the following graphic. The table shows the number of entries on which the scores are based.



Metric	Whole archive (#Entries)	Similar resolution (#Entries, resolution range(Å))
R_{free}	130704	1659 (3.60-3.40)
Clashscore	141614	1036 (3.58-3.42)
Ramachandran outliers	138981	1005 (3.58-3.42)
Sidechain outliers	138945	1006 (3.58-3.42)
RSRZ outliers	127900	1559 (3.60-3.40)

The table below summarises the geometric issues observed across the polymeric chains and their fit to the electron density. The red, orange, yellow and green segments of the lower bar indicate the fraction of residues that contain outliers for ≥ 3 , 2, 1 and 0 types of geometric quality criteria respectively. A grey segment represents the fraction of residues that are not modelled. The numeric value for each fraction is indicated below the corresponding segment, with a dot representing fractions $\leq 5\%$. The upper red bar (where present) indicates the fraction of residues that have poor fit to the electron density. The numeric value is given above the bar.

Mol	Chain	Length	Quality of chain
1	A	576	
1	B	576	

2 Entry composition i

There are 2 unique types of molecules in this entry. The entry contains 8156 atoms, of which 0 are hydrogens and 0 are deuteriums.

In the tables below, the ZeroOcc column contains the number of atoms modelled with zero occupancy, the AltConf column contains the number of residues with at least one atom in alternate conformation and the Trace column contains the number of residues modelled with at most 2 atoms.

- Molecule 1 is a protein called tRNA uridine 5-carboxymethylaminomethyl modification enzyme mmmG.

Mol	Chain	Residues	Atoms					ZeroOcc	AltConf	Trace
			Total	C	N	O	S			
1	A	527	4073	2551	728	776	18	0	0	0
1	B	524	4063	2540	730	775	18	0	0	0

There are 54 discrepancies between the modelled and reference sequences:

Chain	Residue	Modelled	Actual	Comment	Reference
A	-27	MET	-	expression tag	UNP Q8XAY0
A	-26	GLY	-	expression tag	UNP Q8XAY0
A	-25	SER	-	expression tag	UNP Q8XAY0
A	-24	SER	-	expression tag	UNP Q8XAY0
A	-23	HIS	-	expression tag	UNP Q8XAY0
A	-22	HIS	-	expression tag	UNP Q8XAY0
A	-21	HIS	-	expression tag	UNP Q8XAY0
A	-20	HIS	-	expression tag	UNP Q8XAY0
A	-19	HIS	-	expression tag	UNP Q8XAY0
A	-18	HIS	-	expression tag	UNP Q8XAY0
A	-17	HIS	-	expression tag	UNP Q8XAY0
A	-16	HIS	-	expression tag	UNP Q8XAY0
A	-15	ASP	-	expression tag	UNP Q8XAY0
A	-14	TYR	-	expression tag	UNP Q8XAY0
A	-13	ASP	-	expression tag	UNP Q8XAY0
A	-12	ILE	-	expression tag	UNP Q8XAY0
A	-11	PRO	-	expression tag	UNP Q8XAY0
A	-10	THR	-	expression tag	UNP Q8XAY0
A	-9	THR	-	expression tag	UNP Q8XAY0
A	-8	GLU	-	expression tag	UNP Q8XAY0
A	-7	ASN	-	expression tag	UNP Q8XAY0
A	-6	LEU	-	expression tag	UNP Q8XAY0
A	-5	TYR	-	expression tag	UNP Q8XAY0
A	-4	PHE	-	expression tag	UNP Q8XAY0

Continued on next page...

Continued from previous page...

Chain	Residue	Modelled	Actual	Comment	Reference
A	-3	GLN	-	expression tag	UNP Q8XAY0
A	-2	GLY	-	expression tag	UNP Q8XAY0
A	-1	SER	-	expression tag	UNP Q8XAY0
B	-27	MET	-	expression tag	UNP Q8XAY0
B	-26	GLY	-	expression tag	UNP Q8XAY0
B	-25	SER	-	expression tag	UNP Q8XAY0
B	-24	SER	-	expression tag	UNP Q8XAY0
B	-23	HIS	-	expression tag	UNP Q8XAY0
B	-22	HIS	-	expression tag	UNP Q8XAY0
B	-21	HIS	-	expression tag	UNP Q8XAY0
B	-20	HIS	-	expression tag	UNP Q8XAY0
B	-19	HIS	-	expression tag	UNP Q8XAY0
B	-18	HIS	-	expression tag	UNP Q8XAY0
B	-17	HIS	-	expression tag	UNP Q8XAY0
B	-16	HIS	-	expression tag	UNP Q8XAY0
B	-15	ASP	-	expression tag	UNP Q8XAY0
B	-14	TYR	-	expression tag	UNP Q8XAY0
B	-13	ASP	-	expression tag	UNP Q8XAY0
B	-12	ILE	-	expression tag	UNP Q8XAY0
B	-11	PRO	-	expression tag	UNP Q8XAY0
B	-10	THR	-	expression tag	UNP Q8XAY0
B	-9	THR	-	expression tag	UNP Q8XAY0
B	-8	GLU	-	expression tag	UNP Q8XAY0
B	-7	ASN	-	expression tag	UNP Q8XAY0
B	-6	LEU	-	expression tag	UNP Q8XAY0
B	-5	TYR	-	expression tag	UNP Q8XAY0
B	-4	PHE	-	expression tag	UNP Q8XAY0
B	-3	GLN	-	expression tag	UNP Q8XAY0
B	-2	GLY	-	expression tag	UNP Q8XAY0
B	-1	SER	-	expression tag	UNP Q8XAY0

- Molecule 2 is SULFATE ION (three-letter code: SO4) (formula: O₄S).

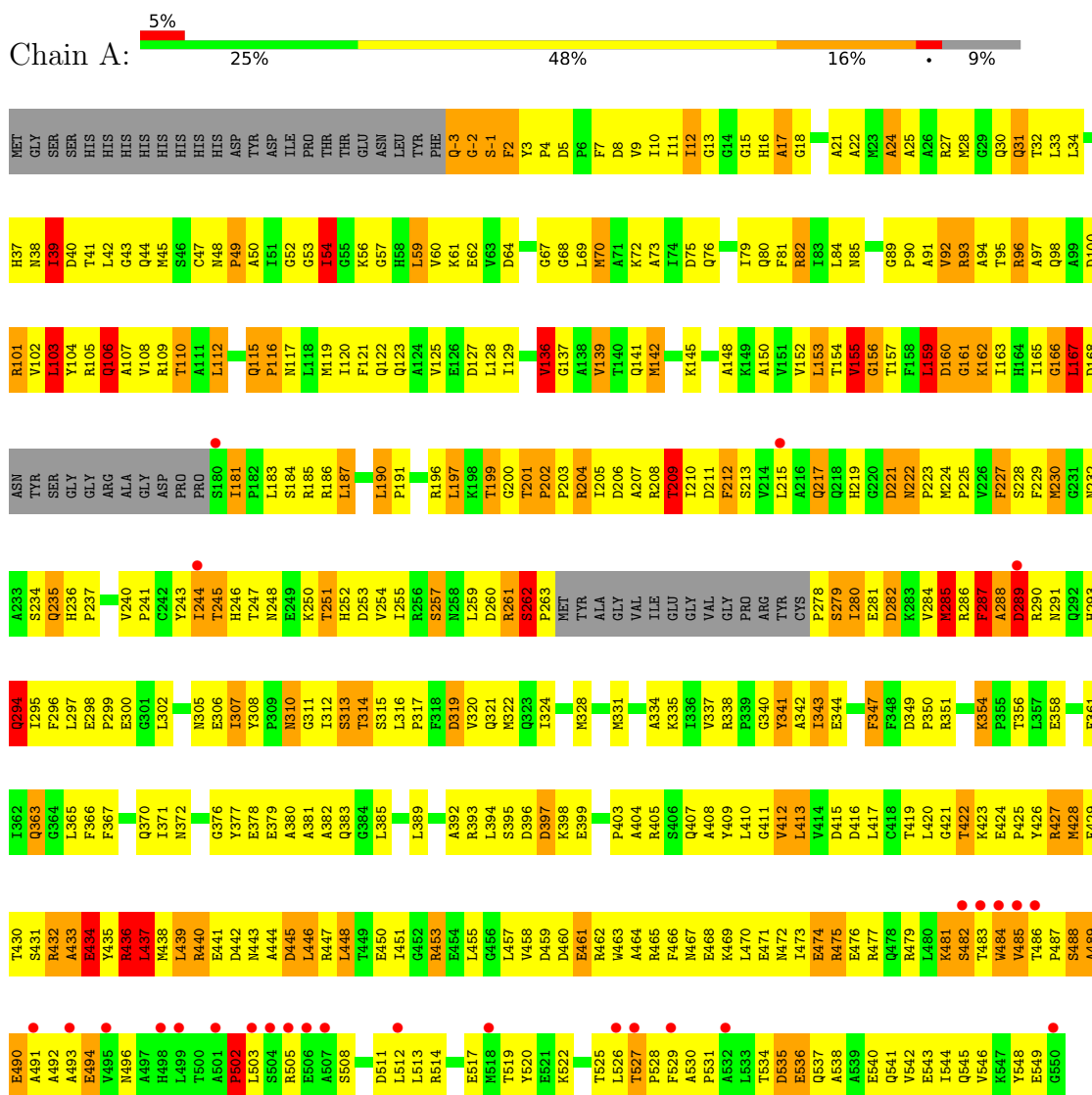


Mol	Chain	Residues	Atoms			ZeroOcc	AltConf
2	A	1	Total	O	S	0	0
			5	4	1		
2	A	1	Total	O	S	0	0
			5	4	1		
2	B	1	Total	O	S	0	0
			5	4	1		
2	B	1	Total	O	S	0	0
			5	4	1		

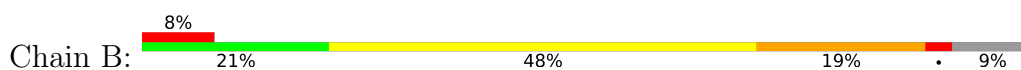
3 Residue-property plots

These plots are drawn for all protein, RNA, DNA and oligosaccharide chains in the entry. The first graphic for a chain summarises the proportions of the various outlier classes displayed in the second graphic. The second graphic shows the sequence view annotated by issues in geometry and electron density. Residues are color-coded according to the number of geometric quality criteria for which they contain at least one outlier: green = 0, yellow = 1, orange = 2 and red = 3 or more. A red dot above a residue indicates a poor fit to the electron density ($RSRZ > 2$). Stretches of 2 or more consecutive residues without any outlier are shown as a green connector. Residues present in the sample, but not in the model, are shown in grey.

- Molecule 1: tRNA uridine 5-carboxymethylaminomethyl modification enzyme mmmG



- Molecule 1: tRNA uridine 5-carboxymethylaminomethyl modification enzyme mmmG



D535	E536	Q537	A538	A539	E540	Q541	V542	E543	I544	Q545	V546	K547	Y548	E549	G550	W472	I473	E474	R475	E476	R477	L478	K481	T482	T483	V484	V485	T486	P487	S488	A489	E490	A491	A492	A493	E494	V495	M496	A497	H498	L499	T500	A501	P502	R503	S504	R505	E506	A507	S508	D511	L512	L513	R514	R515	P516	E517	M518	T519	Y520	E521	K522	L523	T524	T525	L526	T527	P528	F529	A532	L533	T534	L410	G411	V412	L413	V414	D415	D416	L417	L420	S421	T422	V423	E424	P425	Y426	R427	M428	F429	T430	S431	R432	A433	E434	Y435	R436	L437	M438	D439	R440	R441	D442	N443	A444	D445	L446	R447	L448	T449	E450	I451	G452	R453	E454	L455	G456	L457	V458	D459	D460	E461	R462	W463	F466	M467	E468	K469	L470	A471	F347	F348	D349	P350	R351	P355	T356	L357	E358	S359	K360	F361	I362	Q363	G364	L365	F366	F367	A368	G369	Q370	I371	N372	G373	G376	L377	E378	E379	A380	A381	A382	G383	G384	L385	L386	A387	G388	L389	N390	A391	A392	R393	L394	S395	D396	D397	K398	E399	G400	W401	A402	P403	A404	R405	S406	Q407	A408	Y409	F287	A288	D289	E290	N291	Q292	H293	I294	T295	F296	L297	E298	P299	E300	G301	L302	T303	S304	N305	E306	I307	Y308	P309	N310	G311	E312	S313	T314	E315	L316	F317	F318	D319	V320	Q321	N322	Q323	I324	V325	R326	S327	M328	Q329	G330	M331	E332	N333	A334	K335	I336	V337	R338	P339	G340	Y341	E281	L280	A342	I343	E344	Y345	D346	V226	F227	S228	F229	M230	G231	M232	A233	S234	Q235	H236	P237	Q238	Q239	V240	R241	C242	Y243	T244	T245	H246	N247	M248	E249	K250	T251	H252	V253	V254	R255	L259	D260	R261	S262	PRO	MET	TYR	ALA	GLY	VAL	ILE	GLU	GLY	VAL	GLY	PRO	ARG	TVR	CYS	P278	S279	L280	E281	K282	I283	V284	W285	R286	H164	I165	G166	LEU	ASP	ASN	TVR	SER	GLY	GLY	ARG	ALA	GLY	ASP	PRO	PRO	S180	I181	P182	L183	S184	R185	R186	L187	E188	E189	L190	P191	L192	R193	V194	G195	R196	L197	T199	G200	T201	R204	I205	D206	A207	R208	T209	I210	D211	F212	S213	V214	L215	A216	Q217	Q218	H219	N222	P223	M224	P225	L103	Y104	R105	LEU	A107	V108	R109	T110	M111	L112	ARG	E113	M114	Q115	P116	M117	L118	M119	I120	H58	L59	V60	K61	E62	V63	D64	D127	A65	L66	G67	G68	L69	M70	A71	K72	A73	I74	D75	Q76	A138	V139	T140	G78	I79	Q80	F81	R82	I83	L84	N85	L144	K145	F146	R147	A148	K149	A150	V151	V152	V153	T154	V155	G156	T157	F158	A97	Q98	A99	D100	G161	K162	I163	N38	L39	D40	M44	M45	HIS	HIS	HIS	HIS	HIS	HIS	HIS	HIS	HIS	ASP	TYR	ASP	ASP	ILE	THR	THR	GLU	ASN	LEU	TYR	PHE	Q-3	G-2	S-1	F2	Y3	P4	D5	P6	F7	D8	V9	D9	I10	I11	I12	G13	G14	G15	T19	E20	M23	A24	A25	A26	R27	M28	G29	A94	R95	Q96	Q93	L32	L33	L34	L35	R101	V102
------	------	------	------	------	------	------	------	------	------	------	------	------	------	------	------	------	------	------	------	------	------	------	------	------	------	------	------	------	------	------	------	------	------	------	------	------	------	------	------	------	------	------	------	------	------	------	------	------	------	------	------	------	------	------	------	------	------	------	------	------	------	------	------	------	------	------	------	------	------	------	------	------	------	------	------	------	------	------	------	------	------	------	------	------	------	------	------	------	------	------	------	------	------	------	------	------	------	------	------	------	------	------	------	------	------	------	------	------	------	------	------	------	------	------	------	------	------	------	------	------	------	------	------	------	------	------	------	------	------	------	------	------	------	------	------	------	------	------	------	------	------	------	------	------	------	------	------	------	------	------	------	------	------	------	------	------	------	------	------	------	------	------	------	------	------	------	------	------	------	------	------	------	------	------	------	------	------	------	------	------	------	------	------	------	------	------	------	------	------	------	------	------	------	------	------	------	------	------	------	------	------	------	------	------	------	------	------	------	------	------	------	------	------	------	------	------	------	------	------	------	------	------	------	------	------	------	------	------	------	------	------	------	------	------	------	------	------	------	------	------	------	------	------	------	------	------	------	------	------	------	------	------	------	------	------	------	------	------	------	------	------	------	------	------	------	------	------	------	------	------	------	------	------	------	------	------	------	------	------	------	------	------	------	------	-----	-----	-----	-----	-----	-----	-----	-----	-----	-----	-----	-----	-----	-----	-----	------	------	------	------	------	------	------	------	------	------	------	------	-----	-----	-----	-----	-----	-----	-----	-----	-----	-----	-----	-----	-----	------	------	------	------	------	------	------	------	------	------	------	------	------	------	------	------	------	------	------	------	------	------	------	------	------	------	------	------	------	------	------	------	------	------	------	------	------	------	------	------	------	------	------	------	-----	------	------	------	------	------	------	-----	------	------	------	------	------	------	------	------	-----	-----	-----	-----	-----	-----	-----	------	-----	-----	-----	-----	-----	-----	-----	-----	-----	-----	-----	-----	------	------	------	-----	-----	-----	-----	-----	-----	-----	-----	------	------	------	------	------	------	------	------	------	------	------	------	------	------	------	-----	-----	-----	------	------	------	------	-----	-----	-----	-----	-----	-----	-----	-----	-----	-----	-----	-----	-----	-----	-----	-----	-----	-----	-----	-----	-----	-----	-----	-----	-----	-----	-----	-----	-----	----	----	----	----	----	----	----	----	----	-----	-----	-----	-----	-----	-----	-----	-----	-----	-----	-----	-----	-----	-----	-----	-----	-----	-----	-----	-----	-----	-----	-----	------	------

4 Data and refinement statistics i

Property	Value	Source
Space group	P 31 2 1	Depositor
Cell constants a, b, c, α , β , γ	144.59Å 144.59Å 271.02Å 90.00° 90.00° 120.00°	Depositor
Resolution (Å)	50.00 – 3.49 49.74 – 3.49	Depositor EDS
% Data completeness (in resolution range)	99.7 (50.00-3.49) 99.7 (49.74-3.49)	Depositor EDS
R_{merge}	0.11	Depositor
R_{sym}	(Not available)	Depositor
$\langle I/\sigma(I) \rangle$ ¹	2.54 (at 3.48Å)	Xtrriage
Refinement program	REFMAC	Depositor
R, R_{free}	0.227 , 0.265 0.224 , 0.260	Depositor DCC
R_{free} test set	2137 reflections (5.05%)	wwPDB-VP
Wilson B-factor (Å ²)	91.0	Xtrriage
Anisotropy	0.300	Xtrriage
Bulk solvent k_{sol} (e/Å ³), B_{sol} (Å ²)	0.36 , 83.0	EDS
L-test for twinning ²	$\langle L \rangle = 0.49$, $\langle L^2 \rangle = 0.32$	Xtrriage
Estimated twinning fraction	0.022 for -h,-k,l	Xtrriage
F_o, F_c correlation	0.90	EDS
Total number of atoms	8156	wwPDB-VP
Average B, all atoms (Å ²)	83.0	wwPDB-VP

Xtrriage's analysis on translational NCS is as follows: *The largest off-origin peak in the Patterson function is 2.78% of the height of the origin peak. No significant pseudotranslation is detected.*

¹Intensities estimated from amplitudes.

²Theoretical values of $\langle |L| \rangle$, $\langle L^2 \rangle$ for acentric reflections are 0.5, 0.333 respectively for untwinned datasets, and 0.375, 0.2 for perfectly twinned datasets.

5 Model quality [i](#)

5.1 Standard geometry [i](#)

Bond lengths and bond angles in the following residue types are not validated in this section: SO4

The Z score for a bond length (or angle) is the number of standard deviations the observed value is removed from the expected value. A bond length (or angle) with $|Z| > 5$ is considered an outlier worth inspection. RMSZ is the root-mean-square of all Z scores of the bond lengths (or angles).

Mol	Chain	Bond lengths		Bond angles	
		RMSZ	# Z >5	RMSZ	# Z >5
1	A	0.84	1/4146 (0.0%)	1.15	20/5615 (0.4%)
1	B	0.75	0/4134	1.11	15/5596 (0.3%)
All	All	0.80	1/8280 (0.0%)	1.13	35/11211 (0.3%)

Chiral center outliers are detected by calculating the chiral volume of a chiral center and verifying if the center is modelled as a planar moiety or with the opposite hand. A planarity outlier is detected by checking planarity of atoms in a peptide group, atoms in a mainchain group or atoms of a sidechain that are expected to be planar.

Mol	Chain	#Chirality outliers	#Planarity outliers
1	A	1	7
1	B	0	4
All	All	1	11

All (1) bond length outliers are listed below:

Mol	Chain	Res	Type	Atoms	Z	Observed(Å)	Ideal(Å)
1	A	505	ARG	CZ-NH2	24.30	1.64	1.33

All (35) bond angle outliers are listed below:

Mol	Chain	Res	Type	Atoms	Z	Observed(°)	Ideal(°)
1	B	101	ARG	NE-CZ-NH1	-11.62	114.49	120.30
1	B	290	ARG	N-CA-C	-10.74	82.01	111.00
1	A	505	ARG	NE-CZ-NH1	9.52	125.06	120.30
1	B	100	ASP	CB-CG-OD1	7.85	125.36	118.30
1	A	505	ARG	NH1-CZ-NH2	-7.68	110.95	119.40
1	B	101	ARG	NE-CZ-NH2	7.23	123.92	120.30
1	B	112	LEU	CB-CG-CD2	-6.81	99.43	111.00
1	B	385	LEU	CA-CB-CG	-6.75	99.78	115.30

Continued on next page...

Continued from previous page...

Mol	Chain	Res	Type	Atoms	Z	Observed(°)	Ideal(°)
1	A	201	THR	CB-CA-C	-6.61	93.74	111.60
1	A	112	LEU	CB-CG-CD2	-6.58	99.81	111.00
1	A	202	PRO	C-N-CD	6.54	142.14	128.40
1	B	402	ALA	C-N-CD	6.41	141.85	128.40
1	A	434	GLU	CB-CA-C	6.38	123.16	110.40
1	B	35	LEU	CA-CB-CG	6.33	129.86	115.30
1	A	103	LEU	CB-CG-CD2	-6.27	100.34	111.00
1	A	314	THR	CB-CA-C	-6.18	94.91	111.60
1	A	197	LEU	CA-CB-CG	6.04	129.20	115.30
1	A	204	ARG	NE-CZ-NH1	6.00	123.30	120.30
1	A	416	ASP	CB-CG-OD1	-5.94	112.96	118.30
1	A	47	CYS	CA-CB-SG	-5.88	103.42	114.00
1	B	152	VAL	CB-CA-C	-5.78	100.42	111.40
1	A	427	ARG	NE-CZ-NH1	5.68	123.14	120.30
1	B	75	ASP	CB-CG-OD1	-5.66	113.20	118.30
1	B	376	GLY	N-CA-C	5.54	126.95	113.10
1	A	446	LEU	CA-CB-CG	-5.44	102.78	115.30
1	A	59	LEU	CB-CG-CD2	-5.42	101.79	111.00
1	B	159	LEU	CA-CB-CG	5.39	127.70	115.30
1	A	103	LEU	CA-CB-CG	-5.29	103.13	115.30
1	B	112	LEU	CA-CB-CG	-5.19	103.36	115.30
1	A	197	LEU	N-CA-C	-5.16	97.06	111.00
1	A	101	ARG	NE-CZ-NH1	5.14	122.87	120.30
1	B	197	LEU	CA-CB-CG	5.11	127.05	115.30
1	A	505	ARG	NE-CZ-NH2	5.10	122.85	120.30
1	A	436	ARG	NE-CZ-NH1	-5.01	117.80	120.30
1	B	155	VAL	CB-CA-C	-5.00	101.90	111.40

All (1) chirality outliers are listed below:

Mol	Chain	Res	Type	Atom
1	A	291	ASN	CA

All (11) planarity outliers are listed below:

Mol	Chain	Res	Type	Group
1	A	-1	SER	Mainchain,Peptide
1	A	159	LEU	Peptide
1	A	261	ARG	Peptide
1	A	287	PHE	Peptide
1	A	288	ALA	Peptide
1	A	289	ASP	Peptide

Continued on next page...

Continued from previous page...

Mol	Chain	Res	Type	Group
1	B	159	LEU	Peptide
1	B	241	PRO	Peptide
1	B	436	ARG	Peptide
1	B	89	GLY	Peptide

5.2 Too-close contacts [i](#)

In the following table, the Non-H and H(model) columns list the number of non-hydrogen atoms and hydrogen atoms in the chain respectively. The H(added) column lists the number of hydrogen atoms added and optimized by MolProbity. The Clashes column lists the number of clashes within the asymmetric unit, whereas Symm-Clashes lists symmetry-related clashes.

Mol	Chain	Non-H	H(model)	H(added)	Clashes	Symm-Clashes
1	A	4073	0	4026	563	0
1	B	4063	0	4029	581	0
2	A	10	0	0	1	0
2	B	10	0	0	0	0
All	All	8156	0	8055	1141	0

The all-atom clashscore is defined as the number of clashes found per 1000 atoms (including hydrogen atoms). The all-atom clashscore for this structure is 70.

All (1141) close contacts within the same asymmetric unit are listed below, sorted by their clash magnitude.

Atom-1	Atom-2	Interatomic distance (Å)	Clash overlap (Å)
1:A:289:ASP:CA	1:A:291:ASN:HA	1.56	1.32
1:B:180:SER:O	1:B:181:ILE:HG22	1.24	1.31
1:B:154:THR:O	1:B:155:VAL:CG1	1.79	1.29
1:A:285:MET:HA	1:A:285:MET:CE	1.59	1.26
1:A:289:ASP:C	1:A:291:ASN:HA	1.56	1.26
1:A:432:ARG:HB2	1:A:436:ARG:NH1	1.52	1.25
1:A:285:MET:CA	1:A:285:MET:HE2	1.67	1.23
1:A:404:ALA:HB3	1:A:407:GLN:CG	1.68	1.23
1:B:12:ILE:O	1:B:154:THR:CG2	1.86	1.22
1:A:204:ARG:NH1	1:A:300:GLU:OE1	1.76	1.18
1:B:139:VAL:HG13	1:B:145:LYS:HG2	1.27	1.17
1:A:156:GLY:O	1:A:157:THR:HG22	1.43	1.16
1:B:154:THR:CG2	1:B:155:VAL:H	1.59	1.15
1:A:13:GLY:O	1:A:154:THR:HG21	1.47	1.15
1:A:262:SER:CB	1:A:263:PRO:HD2	1.77	1.14

Continued on next page...

Continued from previous page...

Atom-1	Atom-2	Interatomic distance (Å)	Clash overlap (Å)
1:A:312:ILE:HG21	1:A:328:MET:HE1	1.29	1.14
1:A:314:THR:HG22	1:A:316:LEU:H	1.05	1.14
1:B:12:ILE:O	1:B:154:THR:HG22	0.97	1.14
1:A:404:ALA:HB3	1:A:407:GLN:HG3	1.15	1.13
1:A:209:THR:CG2	1:A:335:LYS:HG3	1.79	1.13
1:A:209:THR:HG21	1:A:335:LYS:CG	1.79	1.12
1:A:314:THR:HG21	1:A:316:LEU:HB2	1.21	1.12
1:B:191:PRO:HB2	1:B:361:PHE:HE1	1.15	1.11
1:B:90:PRO:HB2	1:B:440:ARG:HD2	1.32	1.11
1:A:439:LEU:N	1:A:439:LEU:HD23	1.56	1.11
1:A:448:LEU:HD23	1:A:451:ILE:HD11	1.29	1.10
1:A:163:ILE:HG23	1:A:341:TYR:HD2	1.10	1.10
1:B:154:THR:HG23	1:B:155:VAL:H	0.94	1.09
1:A:284:VAL:O	1:A:286:ARG:N	1.85	1.08
1:A:285:MET:CE	1:A:285:MET:CA	2.25	1.08
1:A:-3:GLN:O	1:A:-3:GLN:HG3	1.46	1.08
1:A:290:ARG:N	1:A:291:ASN:HA	1.62	1.08
1:B:191:PRO:HB2	1:B:361:PHE:CE1	1.89	1.07
1:B:209:THR:OG1	1:B:334:ALA:HA	1.55	1.07
1:A:209:THR:HB	1:A:334:ALA:HA	1.36	1.07
1:B:401:TRP:CZ2	1:B:403:PRO:HB3	1.89	1.07
1:A:262:SER:CB	1:A:263:PRO:CD	2.32	1.06
1:A:404:ALA:CB	1:A:407:GLN:HG3	1.84	1.06
1:B:461:GLU:HG2	1:B:461:GLU:O	1.54	1.06
1:B:230:MET:HE3	1:B:230:MET:HA	1.31	1.06
1:A:289:ASP:CA	1:A:291:ASN:CA	2.33	1.06
1:B:347:PHE:HB2	1:B:371:ILE:O	1.55	1.06
1:B:154:THR:O	1:B:155:VAL:HG12	0.89	1.05
1:B:81:PHE:CE2	1:B:236:HIS:CD2	2.43	1.05
1:A:250:LYS:O	1:A:254:VAL:HG23	1.57	1.05
1:A:440:ARG:HH21	1:A:544:ILE:HG21	1.17	1.04
1:B:154:THR:C	1:B:155:VAL:HG12	1.75	1.04
1:B:154:THR:HG23	1:B:155:VAL:N	1.64	1.04
1:A:314:THR:HG22	1:A:315:SER:N	1.74	1.03
1:A:351:ARG:HD2	1:A:421:GLY:CA	1.88	1.03
1:A:314:THR:HG22	1:A:315:SER:H	1.23	1.03
1:A:45:MET:CE	1:A:49:PRO:HA	1.89	1.03
1:B:45:MET:HG2	1:B:377:TYR:CE2	1.94	1.02
1:B:156:GLY:O	1:B:157:THR:HG23	1.57	1.02
1:B:180:SER:O	1:B:181:ILE:CG2	2.07	1.02
1:A:166:GLY:N	1:A:315:SER:O	1.93	1.02

Continued on next page...

Continued from previous page...

Atom-1	Atom-2	Interatomic distance (Å)	Clash overlap (Å)
1:A:205:ILE:HG21	1:A:210:ILE:HD11	1.42	1.01
1:B:230:MET:HA	1:B:230:MET:CE	1.89	1.01
1:A:262:SER:OG	1:A:263:PRO:HD2	1.57	1.01
1:B:252:HIS:HD2	1:B:284:VAL:HG11	1.26	1.01
1:B:155:VAL:O	1:B:155:VAL:HG22	1.56	1.01
1:A:159:LEU:HB3	1:A:160:ASP:HA	1.42	1.00
1:B:210:ILE:HG22	1:B:212:PHE:CD2	1.97	1.00
1:B:205:ILE:CD1	1:B:336:ILE:HA	1.92	0.99
1:B:209:THR:HG1	1:B:334:ALA:HA	1.19	0.99
1:A:81:PHE:HB3	1:A:225:PRO:HG2	1.43	0.99
1:A:163:ILE:CG2	1:A:341:TYR:HD2	1.75	0.98
1:A:108:VAL:O	1:A:112:LEU:HD12	1.63	0.98
1:A:448:LEU:CD2	1:A:451:ILE:HD11	1.92	0.98
1:B:33:LEU:HD21	1:B:35:LEU:HD23	1.43	0.98
1:A:154:THR:O	1:A:155:VAL:HG12	1.62	0.97
1:A:45:MET:HE2	1:A:49:PRO:HA	1.44	0.97
1:A:448:LEU:O	1:A:451:ILE:HG12	1.63	0.97
1:A:163:ILE:HG23	1:A:341:TYR:CD2	1.98	0.96
1:B:394:LEU:C	1:B:394:LEU:HD23	1.83	0.96
1:A:289:ASP:N	1:A:291:ASN:CB	2.28	0.96
1:A:424:GLU:CD	1:A:436:ARG:HH22	1.67	0.96
1:A:166:GLY:HA3	1:A:317:PRO:HG3	1.48	0.96
1:B:191:PRO:CB	1:B:361:PHE:HE1	1.78	0.96
1:B:33:LEU:HD21	1:B:35:LEU:CD2	1.94	0.96
1:B:48:ASN:HB3	1:B:308:TYR:CE2	1.99	0.96
1:B:13:GLY:HA3	1:B:154:THR:CG2	1.96	0.96
1:A:338:ARG:HH21	1:B:39:ILE:HB	1.30	0.95
1:A:443:ASN:OD1	1:A:447:ARG:HD3	1.66	0.95
1:A:314:THR:HG22	1:A:316:LEU:N	1.80	0.95
1:A:285:MET:CE	1:A:285:MET:N	2.29	0.94
1:B:78:GLY:HA2	1:B:98:GLN:O	1.67	0.94
1:B:90:PRO:O	1:B:92:VAL:N	2.00	0.94
1:B:250:LYS:O	1:B:254:VAL:HG23	1.67	0.94
1:A:247:THR:HG22	1:A:293:HIS:H	1.29	0.94
1:A:424:GLU:OE2	1:A:436:ARG:NH2	2.01	0.94
1:A:289:ASP:N	1:A:291:ASN:HA	1.83	0.93
1:B:13:GLY:HA3	1:B:154:THR:HG21	1.47	0.93
1:B:314:THR:HG23	1:B:316:LEU:HB2	1.49	0.92
1:B:431:SER:O	1:B:433:ALA:N	2.00	0.92
1:B:31:GLN:HA	1:B:31:GLN:NE2	1.81	0.92
1:A:155:VAL:CG1	1:A:156:GLY:N	2.29	0.92

Continued on next page...

Continued from previous page...

Atom-1	Atom-2	Interatomic distance (Å)	Clash overlap (Å)
1:A:211:ASP:O	1:A:213:SER:N	2.03	0.92
1:B:139:VAL:HG13	1:B:145:LYS:CG	1.99	0.92
1:B:314:THR:CG2	1:B:316:LEU:HB2	1.99	0.92
1:B:210:ILE:CG2	1:B:212:PHE:CE2	2.51	0.92
1:A:439:LEU:N	1:A:439:LEU:CD2	2.33	0.92
1:A:314:THR:CG2	1:A:316:LEU:HB2	2.01	0.91
1:A:203:PRO:HB3	1:A:340:GLY:H	1.34	0.91
1:A:285:MET:HA	1:A:285:MET:HE2	0.93	0.91
1:A:437:LEU:HD12	1:A:437:LEU:O	1.70	0.91
1:A:155:VAL:HG13	1:A:156:GLY:N	1.86	0.90
1:A:320:VAL:O	1:A:324:ILE:HG13	1.71	0.90
1:A:101:ARG:NH1	1:A:300:GLU:OE2	2.04	0.90
1:A:285:MET:N	1:A:285:MET:HE3	1.86	0.90
1:B:79:ILE:HA	1:B:239:GLN:NE2	1.86	0.90
1:B:217:GLN:NE2	1:B:219:HIS:NE2	2.20	0.90
1:B:210:ILE:CG2	1:B:212:PHE:HE2	1.84	0.89
1:A:347:PHE:CG	1:A:347:PHE:O	2.25	0.89
1:B:160:ASP:CG	1:B:161:GLY:H	1.73	0.89
1:A:314:THR:CG2	1:A:316:LEU:H	1.86	0.89
1:B:101:ARG:HH12	1:B:300:GLU:CD	1.75	0.89
1:B:321:GLN:O	1:B:325:VAL:HG23	1.72	0.89
1:A:530:ALA:HB1	1:A:531:PRO:HA	1.54	0.89
1:B:427:ARG:HH21	1:B:428:MET:HE1	1.37	0.89
1:B:252:HIS:HD2	1:B:284:VAL:CG1	1.86	0.89
1:B:386:LEU:HD12	1:B:389:LEU:HD23	1.54	0.88
1:A:289:ASP:HA	1:A:291:ASN:CA	2.02	0.88
1:B:2:PHE:O	1:B:3:TYR:C	2.11	0.88
1:A:432:ARG:CB	1:A:436:ARG:NH1	2.34	0.88
1:A:351:ARG:HD2	1:A:421:GLY:N	1.89	0.86
1:A:289:ASP:C	1:A:291:ASN:CA	2.44	0.86
1:A:8:ASP:OD2	1:A:31:GLN:N	2.08	0.86
1:A:156:GLY:HA3	2:A:551:SO4:O4	1.74	0.86
1:B:201:THR:HG22	1:B:341:TYR:O	1.75	0.86
1:B:79:ILE:O	1:B:80:GLN:HB3	1.71	0.86
1:B:45:MET:HE3	1:B:104:TYR:CD1	2.10	0.86
1:B:469:LYS:O	1:B:473:ILE:HG13	1.76	0.86
1:B:518:MET:SD	1:B:523:LEU:HB2	2.15	0.86
1:B:127:ASP:HA	1:B:183:LEU:HB2	1.56	0.86
1:B:3:TYR:HD2	1:B:5:ASP:H	1.22	0.86
1:B:417:LEU:O	1:B:421:GLY:HA2	1.74	0.86
1:B:158:PHE:O	1:B:159:LEU:C	2.09	0.85

Continued on next page...

Continued from previous page...

Atom-1	Atom-2	Interatomic distance (Å)	Clash overlap (Å)
1:B:361:PHE:N	1:B:361:PHE:CD2	2.40	0.85
1:A:288:ALA:O	1:A:291:ASN:CB	2.25	0.85
1:B:81:PHE:HB3	1:B:225:PRO:HG2	1.58	0.84
1:B:222:ASN:HD22	1:B:223:PRO:HA	1.40	0.84
1:A:284:VAL:C	1:A:286:ARG:H	1.79	0.84
1:B:476:GLU:O	1:B:476:GLU:HG3	1.75	0.84
1:A:139:VAL:HG13	1:A:145:LYS:HG2	1.58	0.84
1:A:122:GLN:O	1:A:122:GLN:HG2	1.75	0.84
1:A:163:ILE:CG2	1:A:341:TYR:CD2	2.59	0.84
1:B:361:PHE:N	1:B:361:PHE:HD2	1.71	0.84
1:A:440:ARG:HH21	1:A:544:ILE:CG2	1.90	0.84
1:B:181:ILE:HG23	1:B:184:SER:HB2	1.58	0.84
1:A:351:ARG:HD2	1:A:421:GLY:HA3	1.60	0.84
1:A:253:ASP:O	1:A:257:SER:OG	1.95	0.84
1:A:262:SER:HB2	1:A:263:PRO:HD2	1.57	0.84
1:B:314:THR:HG23	1:B:316:LEU:H	1.42	0.83
1:B:282:ASP:O	1:B:284:VAL:N	2.11	0.83
1:B:256:ARG:HA	1:B:259:LEU:HD12	1.59	0.83
1:B:38:ASN:O	1:B:40:ASP:N	2.12	0.83
1:A:436:ARG:O	1:A:437:LEU:HB2	1.79	0.83
1:B:314:THR:HG23	1:B:316:LEU:N	1.94	0.83
1:A:290:ARG:N	1:A:291:ASN:CA	2.36	0.83
1:A:81:PHE:CB	1:A:225:PRO:HG2	2.07	0.83
1:A:262:SER:OG	1:A:263:PRO:CD	2.25	0.83
1:B:205:ILE:HD11	1:B:336:ILE:HA	1.60	0.83
1:A:289:ASP:HA	1:A:291:ASN:CB	2.10	0.82
1:A:201:THR:HG22	1:A:202:PRO:HD2	1.61	0.82
1:B:13:GLY:CA	1:B:154:THR:HG21	2.10	0.82
1:B:210:ILE:HG22	1:B:212:PHE:CE2	2.13	0.82
1:B:226:VAL:HG21	1:B:232:ASN:HA	1.62	0.82
1:A:159:LEU:HB3	1:A:160:ASP:CA	2.09	0.81
1:A:289:ASP:CA	1:A:291:ASN:CB	2.58	0.81
1:A:440:ARG:NH2	1:A:544:ILE:HG21	1.94	0.81
1:B:541:GLN:HG3	1:B:545:GLN:HE21	1.45	0.81
1:B:427:ARG:HH21	1:B:428:MET:CE	1.93	0.81
1:B:81:PHE:CE2	1:B:236:HIS:HD2	1.93	0.81
1:B:96:ARG:O	1:B:96:ARG:HG2	1.78	0.81
1:B:366:PHE:CE1	1:B:391:ALA:HB2	2.15	0.81
1:B:453:ARG:NH2	1:B:460:ASP:OD1	2.13	0.81
1:B:540:GLU:O	1:B:544:ILE:HG12	1.80	0.81
1:A:234:SER:O	1:A:236:HIS:N	2.14	0.81

Continued on next page...

Continued from previous page...

Atom-1	Atom-2	Interatomic distance (Å)	Clash overlap (Å)
1:A:432:ARG:HB2	1:A:436:ARG:HH11	1.46	0.81
1:B:210:ILE:HG22	1:B:212:PHE:HD2	1.44	0.80
1:A:527:THR:N	1:A:528:PRO:HD2	1.96	0.80
1:A:453:ARG:HG2	1:A:463:TRP:CE2	2.16	0.80
1:B:100:ASP:HB3	1:B:103:LEU:HB2	1.63	0.80
1:A:154:THR:O	1:A:155:VAL:CG1	2.29	0.80
1:B:37:HIS:ND1	1:B:37:HIS:C	2.36	0.80
1:B:94:ALA:HA	1:B:441:GLU:OE2	1.82	0.79
1:A:289:ASP:N	1:A:291:ASN:CA	2.44	0.79
1:B:156:GLY:O	1:B:157:THR:CG2	2.29	0.79
1:A:372:ASN:HD22	1:A:383:GLN:HE21	1.31	0.78
1:A:382:ALA:HB1	1:A:410:LEU:HD23	1.64	0.78
1:B:541:GLN:HG3	1:B:545:GLN:NE2	1.97	0.78
1:B:210:ILE:HG21	1:B:212:PHE:HE2	1.49	0.78
1:B:79:ILE:O	1:B:80:GLN:CB	2.33	0.77
1:B:158:PHE:O	1:B:158:PHE:CG	2.37	0.77
1:B:209:THR:HG21	1:B:335:LYS:HB2	1.66	0.77
1:B:191:PRO:CG	1:B:361:PHE:CE1	2.67	0.77
1:A:49:PRO:HB3	1:A:101:ARG:NH1	1.99	0.77
1:B:33:LEU:CD2	1:B:35:LEU:HD23	2.15	0.77
1:B:73:ALA:HB1	1:B:104:TYR:CE2	2.18	0.77
1:A:199:THR:O	1:A:343:ILE:HD12	1.85	0.77
1:A:205:ILE:CG2	1:A:210:ILE:HD11	2.14	0.77
1:B:191:PRO:CB	1:B:361:PHE:CE1	2.60	0.77
1:B:7:PHE:O	1:B:148:ALA:HA	1.85	0.77
1:B:287:PHE:O	1:B:288:ALA:CB	2.33	0.77
1:A:139:VAL:CG1	1:A:145:LYS:HG2	2.15	0.76
1:A:156:GLY:O	1:A:157:THR:CG2	2.29	0.76
1:A:473:ILE:HG23	1:A:542:VAL:HG23	1.67	0.76
1:B:247:THR:HG23	1:B:248:ASN:N	2.00	0.76
1:A:439:LEU:HD23	1:A:439:LEU:H	1.46	0.76
1:B:155:VAL:O	1:B:155:VAL:CG2	2.29	0.76
1:B:54:ILE:HD11	1:B:85:ASN:ND2	2.01	0.76
1:A:30:GLN:HA	1:A:30:GLN:NE2	2.01	0.76
1:B:45:MET:HG2	1:B:377:TYR:HE2	1.51	0.76
1:B:165:ILE:HG22	1:B:341:TYR:HA	1.68	0.76
1:A:288:ALA:C	1:A:291:ASN:CB	2.54	0.76
1:B:483:THR:HG22	1:B:529:PHE:HE1	1.51	0.75
1:B:247:THR:HG23	1:B:248:ASN:H	1.50	0.75
1:A:122:GLN:O	1:A:122:GLN:CG	2.33	0.75
1:B:131:GLU:O	1:B:132:ASN:HB2	1.86	0.75

Continued on next page...

Continued from previous page...

Atom-1	Atom-2	Interatomic distance (Å)	Clash overlap (Å)
1:B:356:THR:O	1:B:357:LEU:HB2	1.87	0.75
1:B:252:HIS:CD2	1:B:284:VAL:HG11	2.16	0.75
1:B:459:ASP:O	1:B:461:GLU:N	2.20	0.75
1:B:476:GLU:O	1:B:476:GLU:CG	2.35	0.75
1:A:347:PHE:O	1:A:347:PHE:CD1	2.39	0.75
1:A:424:GLU:CD	1:A:436:ARG:NH2	2.40	0.75
1:B:197:LEU:HD12	1:B:345:TYR:HB2	1.68	0.74
1:B:511:ASP:OD1	1:B:514:ARG:NH2	2.20	0.74
1:A:96:ARG:CG	1:A:96:ARG:HH11	2.01	0.74
1:A:389:LEU:HD22	1:A:457:LEU:HD11	1.69	0.74
1:B:90:PRO:CB	1:B:440:ARG:HD2	2.14	0.74
1:A:27:ARG:NH2	1:A:67:GLY:C	2.40	0.74
1:A:424:GLU:OE1	1:A:436:ARG:NH2	2.20	0.74
1:A:465:ARG:NH1	1:A:535:ASP:OD2	2.17	0.74
1:B:72:LYS:O	1:B:73:ALA:C	2.25	0.74
1:B:210:ILE:HD13	1:B:331:MET:HE1	1.69	0.74
1:B:241:PRO:HB2	1:B:243:TYR:HE2	1.52	0.74
1:B:461:GLU:O	1:B:461:GLU:CG	2.35	0.74
1:A:262:SER:HB2	1:A:263:PRO:CD	2.15	0.74
1:A:210:ILE:HG22	1:A:212:PHE:CD2	2.23	0.73
1:B:58:HIS:CE1	1:B:429:PHE:CZ	2.75	0.73
1:B:320:VAL:O	1:B:324:ILE:HG13	1.88	0.73
1:A:103:LEU:O	1:A:106:GLN:HB3	1.87	0.73
1:A:389:LEU:HD13	1:A:457:LEU:HD21	1.69	0.73
1:B:416:ASP:O	1:B:420:LEU:HD12	1.88	0.73
1:B:156:GLY:C	1:B:157:THR:CG2	2.57	0.73
1:A:200:GLY:HA2	1:A:342:ALA:HA	1.70	0.73
1:A:13:GLY:HA3	1:A:154:THR:CG2	2.18	0.73
1:A:204:ARG:HB2	1:A:338:ARG:HB2	1.71	0.72
1:A:129:ILE:HG22	1:A:136:VAL:HG13	1.71	0.72
1:A:404:ALA:CB	1:A:407:GLN:CG	2.55	0.72
1:B:20:GLU:HG3	1:B:381:ALA:HB1	1.71	0.72
1:B:389:LEU:HD11	1:B:455:LEU:HD13	1.72	0.72
1:A:289:ASP:C	1:A:291:ASN:O	2.28	0.72
1:A:385:LEU:HD23	1:A:385:LEU:C	2.09	0.72
1:B:27:ARG:HG2	1:B:27:ARG:HH11	1.55	0.72
1:A:28:MET:HE2	1:A:392:ALA:HB1	1.71	0.72
1:B:190:LEU:HD11	1:B:362:ILE:HD11	1.70	0.72
1:B:155:VAL:O	1:B:155:VAL:HG13	1.87	0.72
1:A:440:ARG:NH2	1:A:544:ILE:CG2	2.51	0.72
1:B:431:SER:O	1:B:432:ARG:C	2.27	0.71

Continued on next page...

Continued from previous page...

Atom-1	Atom-2	Interatomic distance (Å)	Clash overlap (Å)
1:B:483:THR:HG22	1:B:529:PHE:CE1	2.25	0.71
1:A:382:ALA:HB1	1:A:410:LEU:CD2	2.20	0.71
1:B:101:ARG:NH1	1:B:300:GLU:CD	2.42	0.71
1:B:24:ALA:HA	1:B:27:ARG:NH1	2.06	0.71
1:A:62:GLU:OE1	1:A:408:ALA:HB1	1.91	0.71
1:B:210:ILE:HG21	1:B:212:PHE:CE2	2.22	0.71
1:B:239:GLN:C	1:B:240:VAL:HG12	2.11	0.71
1:A:413:LEU:HD11	1:A:417:LEU:HD11	1.72	0.71
1:A:432:ARG:HB2	1:A:436:ARG:HH12	1.50	0.71
1:B:292:GLN:HE21	1:B:292:GLN:HA	1.56	0.71
1:B:401:TRP:CH2	1:B:403:PRO:HB3	2.25	0.71
1:A:2:PHE:CD1	1:A:145:LYS:HB2	2.25	0.71
1:B:389:LEU:HD13	1:B:457:LEU:HD11	1.71	0.71
1:B:405:ARG:O	1:B:405:ARG:HG2	1.90	0.71
1:B:155:VAL:HG11	1:B:371:ILE:HB	1.73	0.70
1:B:191:PRO:HG2	1:B:361:PHE:CE1	2.26	0.70
1:A:209:THR:HB	1:A:334:ALA:CA	2.19	0.70
1:B:126:GLU:O	1:B:182:PRO:HG2	1.90	0.70
1:B:127:ASP:HB2	1:B:182:PRO:HG2	1.74	0.70
1:B:45:MET:CG	1:B:377:TYR:CE2	2.72	0.70
1:B:159:LEU:HB3	1:B:160:ASP:HA	1.73	0.70
1:B:160:ASP:CG	1:B:161:GLY:N	2.44	0.70
1:B:252:HIS:CD2	1:B:284:VAL:CG1	2.71	0.70
1:A:203:PRO:HD2	1:A:203:PRO:O	1.90	0.70
1:B:100:ASP:OD2	1:B:103:LEU:HD12	1.92	0.70
1:A:39:ILE:HD12	1:A:122:GLN:HB2	1.73	0.70
1:A:10:ILE:HG12	1:A:33:LEU:HB3	1.74	0.69
1:A:-3:GLN:O	1:A:-2:GLY:C	2.30	0.69
1:A:511:ASP:HA	1:A:514:ARG:HH21	1.57	0.69
1:B:9:VAL:HG21	1:B:25:ALA:HB1	1.72	0.69
1:B:309:PRO:HB2	1:B:312:ILE:HD11	1.74	0.69
1:A:28:MET:HE1	1:A:392:ALA:HB3	1.74	0.69
1:B:78:GLY:CA	1:B:98:GLN:O	2.41	0.69
1:A:468:GLU:O	1:A:472:ASN:HB2	1.92	0.69
1:A:222:ASN:HD22	1:A:223:PRO:HA	1.58	0.69
1:B:470:LEU:O	1:B:473:ILE:N	2.19	0.69
1:A:284:VAL:C	1:A:286:ARG:N	2.41	0.69
1:B:45:MET:CE	1:B:104:TYR:CD1	2.77	0.69
1:B:2:PHE:O	1:B:3:TYR:O	2.10	0.68
1:B:347:PHE:CD1	1:B:373:GLY:HA3	2.29	0.68
1:A:393:ARG:HH21	1:A:399:GLU:H	1.41	0.68

Continued on next page...

Continued from previous page...

Atom-1	Atom-2	Interatomic distance (Å)	Clash overlap (Å)
1:A:372:ASN:HD22	1:A:383:GLN:NE2	1.91	0.68
1:A:453:ARG:HG2	1:A:463:TRP:CD2	2.29	0.68
1:A:13:GLY:HA3	1:A:154:THR:HG23	1.74	0.68
1:B:61:LYS:HG3	1:B:441:GLU:HG2	1.75	0.68
1:B:394:LEU:C	1:B:394:LEU:CD2	2.61	0.68
1:A:28:MET:CE	1:A:392:ALA:HB3	2.24	0.68
1:A:404:ALA:HB3	1:A:407:GLN:CD	2.13	0.68
1:A:473:ILE:HG23	1:A:542:VAL:CG2	2.24	0.68
1:B:467:ASN:O	1:B:470:LEU:N	2.22	0.68
1:A:45:MET:HE1	1:A:49:PRO:HA	1.74	0.68
1:A:102:VAL:HG12	1:A:103:LEU:N	2.09	0.68
1:B:-3:GLN:C	1:B:-1:SER:H	1.96	0.68
1:A:435:TYR:C	1:A:436:ARG:O	2.30	0.68
1:B:393:ARG:O	1:B:396:ASP:N	2.26	0.68
1:A:154:THR:O	1:A:155:VAL:CB	2.40	0.67
1:B:10:ILE:HB	1:B:151:VAL:HG22	1.77	0.67
1:B:55:GLY:O	1:B:58:HIS:HB2	1.94	0.67
1:A:365:LEU:HG	1:A:367:PHE:HE1	1.59	0.67
1:A:351:ARG:CD	1:A:421:GLY:HA3	2.24	0.67
1:A:13:GLY:C	1:A:154:THR:HG21	2.13	0.67
1:B:205:ILE:HG23	1:B:206:ASP:N	2.09	0.67
1:B:409:TYR:CE2	1:B:429:PHE:HE1	2.13	0.67
1:B:542:VAL:HG12	1:B:543:GLU:N	2.07	0.67
1:A:33:LEU:HD12	1:A:34:LEU:N	2.10	0.67
1:A:206:ASP:OD1	1:A:208:ARG:HD3	1.95	0.67
1:A:408:ALA:HA	1:A:447:ARG:HH21	1.60	0.66
1:B:190:LEU:HB3	1:B:191:PRO:HD2	1.76	0.66
1:A:48:ASN:HB2	1:A:49:PRO:HD2	1.76	0.66
1:A:115:GLN:O	1:A:115:GLN:HG3	1.95	0.66
1:B:451:ILE:O	1:B:455:LEU:HB2	1.96	0.66
1:A:293:HIS:O	1:A:294:GLN:C	2.34	0.66
1:B:109:ARG:O	1:B:111:ALA:N	2.28	0.66
1:B:230:MET:CE	1:B:230:MET:CA	2.71	0.66
1:A:458:VAL:HG13	1:A:462:ARG:HD2	1.78	0.66
1:B:310:ASN:HD22	1:B:311:GLY:N	1.94	0.66
1:A:28:MET:HE2	1:A:392:ALA:CB	2.26	0.66
1:A:234:SER:OG	1:A:235:GLN:N	2.29	0.66
1:B:295:ILE:HD11	1:B:311:GLY:O	1.96	0.66
1:A:165:ILE:C	1:A:166:GLY:O	2.31	0.66
1:B:80:GLN:OE1	1:B:242:CYS:SG	2.54	0.66
1:B:347:PHE:CE1	1:B:373:GLY:HA3	2.31	0.66

Continued on next page...

Continued from previous page...

Atom-1	Atom-2	Interatomic distance (Å)	Clash overlap (Å)
1:A:217:GLN:NE2	1:A:219:HIS:NE2	2.44	0.65
1:B:80:GLN:H	1:B:239:GLN:NE2	1.93	0.65
1:B:347:PHE:CD1	1:B:373:GLY:CA	2.79	0.65
1:B:372:ASN:HD22	1:B:383:GLN:HE22	1.42	0.65
1:A:314:THR:HG21	1:A:316:LEU:CB	2.13	0.65
1:A:-3:GLN:O	1:A:-3:GLN:CG	2.30	0.65
1:A:95:THR:CG2	1:A:227:PHE:CE2	2.80	0.65
1:B:206:ASP:HB3	1:B:209:THR:HG23	1.78	0.65
1:B:314:THR:HG23	1:B:316:LEU:CB	2.26	0.65
1:B:409:TYR:CZ	1:B:429:PHE:HE1	2.14	0.65
1:A:347:PHE:CD1	1:A:347:PHE:C	2.67	0.65
1:A:481:LYS:O	1:A:483:THR:N	2.29	0.65
1:B:70:MET:CG	1:B:70:MET:O	2.44	0.65
1:B:292:GLN:HE21	1:B:292:GLN:CA	2.09	0.65
1:A:2:PHE:O	1:A:3:TYR:C	2.32	0.65
1:B:81:PHE:CZ	1:B:236:HIS:CD2	2.85	0.65
1:B:180:SER:C	1:B:181:ILE:HG22	2.14	0.65
1:A:52:GLY:HA2	1:A:56:LYS:HB3	1.78	0.65
1:A:481:LYS:C	1:A:483:THR:H	2.00	0.65
1:B:243:TYR:N	1:B:243:TYR:CD2	2.64	0.65
1:B:356:THR:HG22	1:B:390:ASN:OD1	1.96	0.65
1:A:155:VAL:HG12	1:A:156:GLY:H	1.61	0.64
1:A:244:ILE:HD13	1:A:296:PHE:CE1	2.32	0.64
1:A:285:MET:HE2	1:A:285:MET:N	1.99	0.64
1:A:417:LEU:HD23	1:A:417:LEU:N	2.11	0.64
1:B:226:VAL:CG2	1:B:232:ASN:HA	2.26	0.64
1:A:203:PRO:CB	1:A:340:GLY:H	2.06	0.64
1:A:219:HIS:CE1	1:A:241:PRO:HB3	2.32	0.64
1:B:38:ASN:HD22	1:B:40:ASP:H	1.45	0.64
1:B:154:THR:CG2	1:B:155:VAL:N	2.31	0.64
1:B:241:PRO:HB2	1:B:243:TYR:CE2	2.32	0.64
1:B:241:PRO:CB	1:B:243:TYR:CE2	2.80	0.64
1:B:251:THR:O	1:B:255:ILE:HG13	1.97	0.64
1:A:82:ARG:HA	1:A:221:ASP:OD1	1.97	0.64
1:A:203:PRO:O	1:A:203:PRO:CD	2.44	0.64
1:A:155:VAL:HG12	1:A:156:GLY:N	2.12	0.64
1:A:405:ARG:HD2	1:A:415:ASP:OD2	1.97	0.64
1:B:247:THR:CG2	1:B:248:ASN:N	2.60	0.64
1:A:282:ASP:OD1	1:A:286:ARG:NH1	2.30	0.64
1:B:-3:GLN:O	1:B:-1:SER:N	2.27	0.64
1:A:289:ASP:C	1:A:291:ASN:C	2.56	0.64

Continued on next page...

Continued from previous page...

Atom-1	Atom-2	Interatomic distance (Å)	Clash overlap (Å)
1:A:13:GLY:CA	1:A:154:THR:CG2	2.76	0.63
1:A:96:ARG:HG3	1:A:96:ARG:NH1	2.12	0.63
1:A:314:THR:CG2	1:A:316:LEU:N	2.53	0.63
1:A:432:ARG:O	1:A:434:GLU:N	2.32	0.63
1:B:314:THR:HG21	1:B:316:LEU:HB2	1.79	0.63
1:A:201:THR:CG2	1:A:202:PRO:HD2	2.29	0.63
1:B:191:PRO:CG	1:B:361:PHE:HE1	2.10	0.63
1:B:399:GLU:OE1	1:B:400:GLY:N	2.29	0.63
1:B:58:HIS:CE1	1:B:429:PHE:HZ	2.14	0.63
1:B:197:LEU:CD1	1:B:345:TYR:HB2	2.28	0.63
1:B:205:ILE:CG2	1:B:206:ASP:N	2.60	0.63
1:B:446:LEU:HD23	1:B:466:PHE:CZ	2.33	0.63
1:B:210:ILE:HD13	1:B:331:MET:CE	2.29	0.63
1:A:166:GLY:CA	1:A:315:SER:O	2.47	0.63
1:A:392:ALA:O	1:A:395:SER:N	2.31	0.63
1:B:38:ASN:C	1:B:40:ASP:H	2.01	0.63
1:B:195:GLY:HA3	1:B:347:PHE:CE2	2.34	0.63
1:A:28:MET:CE	1:A:392:ALA:CB	2.77	0.62
1:A:430:THR:O	1:A:433:ALA:HB3	1.98	0.62
1:A:48:ASN:HB2	1:A:49:PRO:CD	2.29	0.62
1:A:206:ASP:HB2	1:A:337:VAL:CG2	2.29	0.62
1:A:343:ILE:HD12	1:A:343:ILE:N	2.15	0.62
1:A:408:ALA:HB2	1:A:448:LEU:HD11	1.81	0.62
1:B:15:GLY:O	1:B:19:THR:OG1	2.13	0.62
1:A:343:ILE:HD12	1:A:343:ILE:H	1.64	0.62
1:B:453:ARG:NH1	1:B:463:TRP:HB2	2.14	0.62
1:B:379:GLU:O	1:B:383:GLN:HG3	2.00	0.62
1:B:222:ASN:HA	1:B:223:PRO:C	2.20	0.62
1:A:95:THR:HG22	1:A:227:PHE:HE2	1.63	0.62
1:B:54:ILE:HD11	1:B:85:ASN:HD21	1.64	0.62
1:A:209:THR:CB	1:A:334:ALA:HA	2.23	0.62
1:B:126:GLU:HB3	1:B:139:VAL:O	2.00	0.62
1:B:318:PHE:CE1	1:B:336:ILE:HG21	2.35	0.62
1:B:377:TYR:CD1	1:B:377:TYR:N	2.68	0.62
1:B:394:LEU:HD23	1:B:394:LEU:O	1.99	0.62
1:B:248:ASN:OD1	1:B:250:LYS:HB2	2.00	0.61
1:B:401:TRP:CE2	1:B:403:PRO:HB3	2.34	0.61
1:A:108:VAL:O	1:A:112:LEU:CD1	2.46	0.61
1:B:122:GLN:O	1:B:123:GLN:HG2	2.00	0.61
1:A:11:ILE:HG13	1:A:22:ALA:HB2	1.82	0.61
1:B:-3:GLN:C	1:B:-1:SER:N	2.53	0.61

Continued on next page...

Continued from previous page...

Atom-1	Atom-2	Interatomic distance (Å)	Clash overlap (Å)
1:B:158:PHE:O	1:B:159:LEU:O	2.17	0.61
1:B:165:ILE:CG2	1:B:341:TYR:CB	2.78	0.61
1:B:194:VAL:CG2	1:B:348:PHE:CE1	2.83	0.61
1:B:522:LYS:O	1:B:525:THR:HB	2.00	0.61
1:B:38:ASN:C	1:B:40:ASP:N	2.52	0.61
1:B:287:PHE:O	1:B:288:ALA:HB2	1.99	0.61
1:B:366:PHE:CD1	1:B:391:ALA:HB2	2.35	0.61
1:A:191:PRO:HG2	1:A:361:PHE:CE2	2.35	0.61
1:A:201:THR:HG22	1:A:202:PRO:CD	2.29	0.61
1:B:7:PHE:N	1:B:147:ARG:O	2.28	0.61
1:B:544:ILE:O	1:B:548:TYR:HD1	1.84	0.61
1:A:37:HIS:NE2	1:A:157:THR:HG23	2.15	0.61
1:A:210:ILE:HG22	1:A:212:PHE:CE2	2.36	0.61
1:A:247:THR:HG22	1:A:293:HIS:N	2.10	0.61
1:A:312:ILE:HG21	1:A:328:MET:CE	2.19	0.61
1:A:341:TYR:N	1:A:341:TYR:HD1	1.99	0.61
1:B:62:GLU:HG2	1:B:448:LEU:HD12	1.82	0.61
1:A:202:PRO:HA	1:A:313:SER:HA	1.81	0.60
1:B:127:ASP:O	1:B:138:ALA:HB1	2.01	0.60
1:B:290:ARG:HD2	1:B:291:ASN:HD22	1.65	0.60
1:A:300:GLU:HB2	1:A:306:GLU:O	2.02	0.60
1:A:491:ALA:C	1:A:493:ALA:H	2.02	0.60
1:A:530:ALA:HB1	1:A:531:PRO:CA	2.30	0.60
1:B:79:ILE:O	1:B:79:ILE:CG1	2.49	0.60
1:B:201:THR:HG21	1:B:341:TYR:CE1	2.36	0.60
1:A:96:ARG:CG	1:A:96:ARG:NH1	2.63	0.60
1:B:163:ILE:H	1:B:163:ILE:HD12	1.66	0.60
1:B:318:PHE:HE1	1:B:336:ILE:HG21	1.65	0.60
1:A:465:ARG:HD2	1:A:465:ARG:O	2.01	0.60
1:B:282:ASP:C	1:B:284:VAL:H	2.04	0.60
1:A:53:GLY:N	1:A:96:ARG:HB3	2.17	0.60
1:A:75:ASP:OD1	1:A:236:HIS:HE1	1.85	0.60
1:A:215:LEU:HD13	1:A:245:THR:HG22	1.81	0.60
1:A:351:ARG:CD	1:A:421:GLY:CA	2.71	0.60
1:B:492:ALA:O	1:B:496:ASN:ND2	2.35	0.60
1:A:96:ARG:HH11	1:A:96:ARG:HG3	1.66	0.60
1:A:425:PRO:HB2	1:A:428:MET:CG	2.32	0.60
1:B:38:ASN:HA	1:B:122:GLN:OE1	2.01	0.60
1:B:247:THR:HB	1:B:293:HIS:O	2.00	0.60
1:A:153:LEU:HD22	1:A:154:THR:N	2.17	0.60
1:A:445:ASP:OD2	1:A:469:LYS:NZ	2.19	0.60

Continued on next page...

Continued from previous page...

Atom-1	Atom-2	Interatomic distance (Å)	Clash overlap (Å)
1:B:508:SER:O	1:B:512:LEU:HD23	2.02	0.59
1:A:393:ARG:HH11	1:A:455:LEU:CD2	2.15	0.59
1:A:72:LYS:O	1:A:75:ASP:HB2	2.03	0.59
1:A:139:VAL:HG13	1:A:145:LYS:CG	2.32	0.59
1:A:203:PRO:HB3	1:A:321:GLN:OE1	2.02	0.59
1:B:109:ARG:O	1:B:110:THR:C	2.41	0.59
1:A:425:PRO:HB2	1:A:428:MET:HG2	1.83	0.59
1:A:448:LEU:O	1:A:451:ILE:CG1	2.47	0.59
1:B:37:HIS:ND1	1:B:38:ASN:HB2	2.17	0.59
1:A:240:VAL:HG23	1:A:241:PRO:N	2.18	0.59
1:A:341:TYR:N	1:A:341:TYR:CD1	2.71	0.59
1:A:408:ALA:O	1:A:411:GLY:N	2.35	0.59
1:B:79:ILE:HA	1:B:239:GLN:HE21	1.65	0.59
1:A:228:SER:OG	1:A:229:PHE:N	2.34	0.59
1:A:247:THR:CG2	1:A:293:HIS:H	2.09	0.59
1:B:72:LYS:O	1:B:75:ASP:N	2.36	0.59
1:B:154:THR:O	1:B:155:VAL:CB	2.50	0.59
1:A:477:ARG:NH1	1:A:545:GLN:OE1	2.36	0.59
1:B:165:ILE:CG2	1:B:341:TYR:HB3	2.33	0.59
1:A:211:ASP:O	1:A:211:ASP:OD1	2.21	0.58
1:A:446:LEU:HD13	1:A:541:GLN:NE2	2.18	0.58
1:B:426:TYR:O	1:B:427:ARG:C	2.40	0.58
1:A:152:VAL:HG22	1:A:366:PHE:HB2	1.84	0.58
1:A:199:THR:HG22	1:A:343:ILE:HD13	1.85	0.58
1:A:349:ASP:OD1	1:A:350:PRO:HD2	2.03	0.58
1:A:527:THR:N	1:A:528:PRO:CD	2.67	0.58
1:A:230:MET:HA	1:A:230:MET:CE	2.33	0.58
1:B:360:LYS:C	1:B:361:PHE:HD2	2.05	0.58
1:A:61:LYS:HG3	1:A:441:GLU:HG2	1.85	0.58
1:A:106:GLN:O	1:A:110:THR:HG23	2.03	0.58
1:B:191:PRO:HB2	1:B:361:PHE:CZ	2.37	0.58
1:B:37:HIS:CE1	1:B:38:ASN:HB2	2.37	0.58
1:B:48:ASN:HB3	1:B:308:TYR:HE2	1.63	0.58
1:A:210:ILE:CG2	1:A:212:PHE:CE2	2.86	0.58
1:A:278:PRO:CG	1:A:279:SER:H	2.16	0.58
1:B:188:ARG:HB2	1:B:188:ARG:HH11	1.66	0.58
1:A:17:ALA:HB2	1:A:380:ALA:HB1	1.85	0.58
1:A:42:LEU:O	1:A:105:ARG:HG2	2.04	0.58
1:B:443:ASN:OD1	1:B:447:ARG:NH1	2.37	0.58
1:A:491:ALA:C	1:A:493:ALA:N	2.57	0.58
1:B:110:THR:O	1:B:114:ASN:HB2	2.04	0.58

Continued on next page...

Continued from previous page...

Atom-1	Atom-2	Interatomic distance (Å)	Clash overlap (Å)
1:B:158:PHE:C	1:B:159:LEU:O	2.40	0.58
1:B:404:ALA:O	1:B:406:SER:N	2.28	0.58
1:B:30:GLN:HE21	1:B:30:GLN:N	2.01	0.57
1:B:48:ASN:ND2	1:B:50:ALA:HB3	2.18	0.57
1:B:537:GLN:O	1:B:540:GLU:HB3	2.04	0.57
1:A:465:ARG:HH12	1:A:535:ASP:CG	2.08	0.57
1:B:326:ARG:HH21	1:B:333:ASN:HA	1.69	0.57
1:B:452:GLY:O	1:B:453:ARG:C	2.43	0.57
1:B:70:MET:O	1:B:70:MET:HG2	2.03	0.57
1:B:95:THR:N	1:B:441:GLU:OE2	2.37	0.57
1:B:232:ASN:N	1:B:232:ASN:HD22	2.02	0.57
1:A:389:LEU:HD21	1:A:455:LEU:HD13	1.86	0.57
1:A:10:ILE:HG13	1:A:148:ALA:HB2	1.87	0.57
1:A:448:LEU:HD23	1:A:451:ILE:CD1	2.20	0.57
1:B:12:ILE:O	1:B:12:ILE:HG22	2.04	0.57
1:B:243:TYR:N	1:B:243:TYR:HD2	2.01	0.57
1:B:409:TYR:CZ	1:B:429:PHE:CE1	2.93	0.57
1:A:45:MET:HE1	1:A:50:ALA:N	2.20	0.57
1:A:53:GLY:CA	1:A:96:ARG:HB3	2.35	0.57
1:A:289:ASP:HA	1:A:291:ASN:C	2.25	0.57
1:A:453:ARG:HG2	1:A:463:TRP:CZ2	2.39	0.57
1:B:156:GLY:C	1:B:157:THR:HG22	2.25	0.57
1:A:404:ALA:HB3	1:A:407:GLN:CB	2.34	0.56
1:A:491:ALA:HB1	1:A:494:GLU:HB3	1.87	0.56
1:A:95:THR:HG22	1:A:227:PHE:CE2	2.39	0.56
1:A:319:ASP:OD2	1:A:319:ASP:N	2.38	0.56
1:B:80:GLN:H	1:B:239:GLN:HE22	1.52	0.56
1:B:183:LEU:O	1:B:187:LEU:HD22	2.04	0.56
1:B:194:VAL:HG22	1:B:348:PHE:CD1	2.41	0.56
1:B:314:THR:CG2	1:B:316:LEU:N	2.68	0.56
1:A:513:LEU:HD23	1:A:546:VAL:HG11	1.88	0.56
1:B:81:PHE:O	1:B:82:ARG:O	2.23	0.56
1:A:33:LEU:HD12	1:A:119:MET:O	2.05	0.56
1:A:45:MET:HE1	1:A:49:PRO:C	2.25	0.56
1:B:415:ASP:O	1:B:417:LEU:N	2.39	0.56
1:A:45:MET:CE	1:A:49:PRO:CA	2.75	0.56
1:B:81:PHE:HB3	1:B:225:PRO:CG	2.33	0.56
1:B:165:ILE:HG23	1:B:341:TYR:CB	2.36	0.56
1:B:228:SER:OG	1:B:230:MET:N	2.37	0.56
1:A:240:VAL:HG21	1:A:299:PRO:HG2	1.87	0.56
1:B:484:TRP:CE3	1:B:508:SER:HB3	2.40	0.56

Continued on next page...

Continued from previous page...

Atom-1	Atom-2	Interatomic distance (Å)	Clash overlap (Å)
1:A:127:ASP:HA	1:A:183:LEU:HB2	1.88	0.56
1:B:73:ALA:CB	1:B:104:TYR:CE2	2.89	0.56
1:B:204:ARG:HD2	1:B:338:ARG:HD3	1.88	0.56
1:A:261:ARG:O	1:A:262:SER:O	2.23	0.56
1:B:191:PRO:HD2	1:B:361:PHE:CD1	2.41	0.55
1:B:279:SER:HB2	1:B:282:ASP:HB2	1.88	0.55
1:B:306:GLU:OE1	1:B:338:ARG:NH1	2.39	0.55
1:B:427:ARG:NH2	1:B:428:MET:CE	2.68	0.55
1:B:127:ASP:OD2	1:B:186:ARG:NH1	2.40	0.55
1:B:356:THR:O	1:B:357:LEU:CB	2.52	0.55
1:A:45:MET:HE1	1:A:49:PRO:CA	2.36	0.55
1:B:64:ASP:OD2	1:B:462:ARG:NH2	2.37	0.55
1:B:69:LEU:O	1:B:71:ALA:N	2.40	0.55
1:B:190:LEU:CB	1:B:191:PRO:CD	2.84	0.55
1:A:496:ASN:HD22	1:A:502:PRO:HB3	1.72	0.55
1:B:205:ILE:HD11	1:B:336:ILE:HG13	1.89	0.55
1:B:380:ALA:O	1:B:381:ALA:C	2.42	0.55
1:B:486:THR:C	1:B:488:SER:H	2.10	0.55
1:A:85:ASN:O	1:A:93:ARG:HD3	2.05	0.55
1:A:155:VAL:HG11	1:A:370:GLN:HE21	1.72	0.55
1:B:98:GLN:HE22	1:B:298:GLU:HG2	1.72	0.55
1:B:349:ASP:OD2	1:B:351:ARG:NH1	2.39	0.55
1:A:123:GLN:HG3	1:A:142:MET:HE1	1.88	0.55
1:A:207:ALA:HB2	1:A:305:ASN:O	2.07	0.55
1:B:48:ASN:CB	1:B:308:TYR:CE2	2.83	0.55
1:B:306:GLU:CD	1:B:338:ARG:NH1	2.61	0.55
1:A:310:ASN:HD22	1:A:310:ASN:C	2.10	0.55
1:A:316:LEU:HD13	1:A:320:VAL:HG11	1.89	0.55
1:B:181:ILE:HG23	1:B:181:ILE:O	2.07	0.55
1:B:424:GLU:OE2	1:B:436:ARG:NH2	2.36	0.55
1:B:440:ARG:NH2	1:B:442:ASP:OD1	2.35	0.55
1:B:194:VAL:HG22	1:B:348:PHE:CE1	2.42	0.54
1:B:234:SER:O	1:B:236:HIS:N	2.40	0.54
1:B:371:ILE:HG23	1:B:372:ASN:N	2.22	0.54
1:A:38:ASN:ND2	1:A:40:ASP:H	2.04	0.54
1:B:140:THR:HG21	1:B:146:PHE:HE2	1.71	0.54
1:B:320:VAL:HG12	1:B:324:ILE:HD11	1.89	0.54
1:A:70:MET:CE	1:A:381:ALA:HB2	2.37	0.54
1:A:209:THR:HG21	1:A:335:LYS:HG3	0.83	0.54
1:A:503:LEU:HD21	1:A:512:LEU:HD21	1.88	0.54
1:B:476:GLU:HG2	1:B:533:LEU:HD22	1.88	0.54

Continued on next page...

Continued from previous page...

Atom-1	Atom-2	Interatomic distance (Å)	Clash overlap (Å)
1:B:524:THR:HG21	1:B:532:ALA:HA	1.88	0.54
1:B:337:VAL:HG12	1:B:338:ARG:HG3	1.90	0.54
1:A:240:VAL:HG23	1:A:241:PRO:O	2.08	0.54
1:A:440:ARG:NH1	1:A:440:ARG:HG3	2.23	0.54
1:B:162:LYS:O	1:B:343:ILE:HG22	2.06	0.54
1:B:525:THR:HG22	1:B:526:LEU:HD23	1.88	0.54
1:A:211:ASP:C	1:A:213:SER:H	2.10	0.54
1:A:278:PRO:CD	1:A:279:SER:H	2.21	0.54
1:B:33:LEU:HD12	1:B:119:MET:HG2	1.89	0.54
1:A:72:LYS:O	1:A:73:ALA:C	2.46	0.54
1:A:469:LYS:HE3	1:A:537:GLN:HG2	1.90	0.54
1:B:35:LEU:CD1	1:B:125:VAL:HG23	2.38	0.54
1:B:241:PRO:HB3	1:B:243:TYR:CE2	2.43	0.54
1:B:252:HIS:CD2	1:B:284:VAL:HG13	2.43	0.54
1:A:79:ILE:HD11	1:A:299:PRO:HB2	1.90	0.54
1:A:82:ARG:HH11	1:A:82:ARG:HG3	1.73	0.54
1:A:155:VAL:CG1	1:A:370:GLN:HE21	2.19	0.54
1:A:436:ARG:O	1:A:437:LEU:CB	2.51	0.54
1:A:488:SER:O	1:A:492:ALA:HB2	2.08	0.54
1:A:351:ARG:HD2	1:A:420:LEU:C	2.27	0.54
1:A:408:ALA:HA	1:A:447:ARG:NH2	2.21	0.54
1:A:485:VAL:HG23	1:A:503:LEU:CD1	2.38	0.54
1:B:139:VAL:CG1	1:B:145:LYS:HG2	2.19	0.54
1:B:317:PRO:HD2	1:B:320:VAL:HG21	1.90	0.54
1:B:404:ALA:O	1:B:407:GLN:N	2.28	0.54
1:B:190:LEU:CB	1:B:191:PRO:HD2	2.38	0.54
1:B:372:ASN:HD22	1:B:383:GLN:NE2	2.06	0.54
1:A:437:LEU:HD12	1:A:437:LEU:C	2.29	0.53
1:A:127:ASP:OD1	1:A:186:ARG:NH1	2.42	0.53
1:A:293:HIS:N	1:A:293:HIS:CD2	2.75	0.53
1:A:536:GLU:HA	1:A:536:GLU:OE1	2.07	0.53
1:A:2:PHE:CE1	1:A:145:LYS:HB3	2.43	0.53
1:A:70:MET:HE3	1:A:381:ALA:HB2	1.90	0.53
1:A:203:PRO:O	1:A:205:ILE:HD13	2.09	0.53
1:B:96:ARG:O	1:B:96:ARG:CG	2.47	0.53
1:B:190:LEU:HB3	1:B:191:PRO:CD	2.39	0.53
1:B:292:GLN:HA	1:B:292:GLN:NE2	2.22	0.53
1:A:33:LEU:HD12	1:A:33:LEU:C	2.28	0.53
1:A:484:TRP:CD1	1:A:484:TRP:N	2.76	0.53
1:B:366:PHE:CD1	1:B:366:PHE:N	2.75	0.53
1:B:410:LEU:O	1:B:414:VAL:HG23	2.08	0.53

Continued on next page...

Continued from previous page...

Atom-1	Atom-2	Interatomic distance (Å)	Clash overlap (Å)
1:A:187:LEU:O	1:A:190:LEU:HG	2.09	0.53
1:A:297:LEU:HD11	1:A:331:MET:HE1	1.89	0.53
1:B:385:LEU:C	1:B:385:LEU:HD23	2.29	0.53
1:A:413:LEU:CD1	1:A:417:LEU:HD11	2.39	0.53
1:B:62:GLU:CD	1:B:408:ALA:HB1	2.28	0.53
1:B:399:GLU:OE1	1:B:399:GLU:HA	2.09	0.53
1:B:404:ALA:O	1:B:407:GLN:HB2	2.08	0.53
1:A:440:ARG:HG3	1:A:440:ARG:HH11	1.74	0.53
1:A:474:GLU:O	1:A:475:ARG:C	2.46	0.53
1:A:377:TYR:O	1:A:380:ALA:N	2.40	0.53
1:A:485:VAL:HG23	1:A:503:LEU:HD13	1.89	0.53
1:B:362:ILE:O	1:B:363:GLN:C	2.47	0.53
1:B:440:ARG:O	1:B:443:ASN:OD1	2.27	0.53
1:B:81:PHE:CD2	1:B:236:HIS:HD2	2.27	0.53
1:B:446:LEU:HD23	1:B:466:PHE:CE1	2.44	0.53
1:A:30:GLN:NE2	1:A:30:GLN:CA	2.70	0.52
1:A:196:ARG:NH2	1:A:344:GLU:HB3	2.25	0.52
1:A:205:ILE:CG2	1:A:210:ILE:CD1	2.85	0.52
1:A:314:THR:CG2	1:A:315:SER:H	2.08	0.52
1:A:354:LYS:C	1:A:356:THR:H	2.11	0.52
1:A:404:ALA:CB	1:A:407:GLN:CD	2.77	0.52
1:B:62:GLU:HG2	1:B:448:LEU:CD1	2.38	0.52
1:A:284:VAL:O	1:A:285:MET:C	2.42	0.52
1:B:318:PHE:HA	1:B:321:GLN:HG3	1.91	0.52
1:A:109:ARG:NH1	1:B:303:THR:O	2.41	0.52
1:A:453:ARG:NH1	1:A:463:TRP:HB2	2.25	0.52
1:B:37:HIS:ND1	1:B:37:HIS:O	2.41	0.52
1:A:11:ILE:HG13	1:A:22:ALA:CA	2.39	0.52
1:A:445:ASP:OD1	1:A:445:ASP:N	2.42	0.52
1:A:469:LYS:O	1:A:473:ILE:HD12	2.09	0.52
1:B:238:GLN:HB3	1:B:302:LEU:HD11	1.92	0.52
1:A:289:ASP:O	1:A:291:ASN:O	2.27	0.52
1:A:512:LEU:HD12	1:A:529:PHE:CE2	2.44	0.52
1:B:129:ILE:O	1:B:136:VAL:HG12	2.10	0.52
1:B:409:TYR:HA	1:B:412:VAL:HG23	1.92	0.52
1:A:49:PRO:HD2	1:A:298:GLU:OE1	2.09	0.52
1:A:393:ARG:NH1	1:A:455:LEU:CD2	2.73	0.52
1:B:226:VAL:HG12	1:B:227:PHE:N	2.24	0.52
1:B:255:ILE:HG23	1:B:316:LEU:HD11	1.90	0.52
1:B:470:LEU:O	1:B:471:GLU:C	2.47	0.52
1:A:13:GLY:CA	1:A:154:THR:HG21	2.39	0.52

Continued on next page...

Continued from previous page...

Atom-1	Atom-2	Interatomic distance (Å)	Clash overlap (Å)
1:B:2:PHE:CE2	1:B:145:LYS:HE3	2.45	0.52
1:B:385:LEU:HD21	1:B:457:LEU:CD1	2.40	0.52
1:A:385:LEU:HD23	1:A:385:LEU:O	2.10	0.52
1:B:35:LEU:HD12	1:B:125:VAL:HG23	1.92	0.51
1:A:8:ASP:HB3	1:A:395:SER:HB2	1.92	0.51
1:B:385:LEU:HD21	1:B:457:LEU:HD13	1.91	0.51
1:A:95:THR:HG21	1:A:227:PHE:CE2	2.46	0.51
1:A:155:VAL:CG1	1:A:156:GLY:H	2.14	0.51
1:B:415:ASP:O	1:B:416:ASP:C	2.49	0.51
1:B:426:TYR:O	1:B:429:PHE:N	2.40	0.51
1:A:511:ASP:OD1	1:A:514:ARG:NH2	2.43	0.51
1:B:295:ILE:CD1	1:B:311:GLY:O	2.58	0.51
1:A:248:ASN:O	1:A:251:THR:N	2.44	0.51
1:A:486:THR:O	1:A:488:SER:N	2.44	0.51
1:B:205:ILE:HG23	1:B:206:ASP:H	1.75	0.51
1:B:51:ILE:HD12	1:B:74:ILE:HG12	1.93	0.51
1:B:104:TYR:O	1:B:107:ALA:N	2.34	0.51
1:B:539:ALA:O	1:B:540:GLU:C	2.49	0.51
1:A:129:ILE:HB	1:A:137:GLY:O	2.11	0.51
1:A:153:LEU:CD2	1:A:154:THR:H	2.23	0.51
1:A:153:LEU:CD2	1:A:154:THR:N	2.74	0.51
1:A:316:LEU:HD13	1:A:320:VAL:CG1	2.41	0.51
1:B:30:GLN:HA	1:B:30:GLN:NE2	2.26	0.51
1:B:358:GLU:N	1:B:366:PHE:CD2	2.79	0.51
1:B:518:MET:HE2	1:B:519:THR:H	1.76	0.51
1:B:30:GLN:NE2	1:B:30:GLN:CA	2.74	0.51
1:A:2:PHE:CE1	1:A:145:LYS:CB	2.94	0.51
1:A:206:ASP:N	1:A:337:VAL:HG23	2.25	0.51
1:A:262:SER:CB	1:A:263:PRO:HD3	2.34	0.51
1:B:130:VAL:HG21	1:B:186:ARG:HE	1.76	0.51
1:B:259:LEU:C	1:B:261:ARG:H	2.14	0.51
1:B:379:GLU:OE1	1:B:379:GLU:N	2.28	0.51
1:A:154:THR:HG23	1:A:155:VAL:N	2.26	0.50
1:A:161:GLY:O	1:A:162:LYS:O	2.29	0.50
1:A:262:SER:OG	1:A:263:PRO:N	2.39	0.50
1:A:460:ASP:O	1:A:461:GLU:C	2.48	0.50
1:B:56:LYS:O	1:B:60:VAL:HG23	2.11	0.50
1:B:159:LEU:HB3	1:B:160:ASP:CA	2.41	0.50
1:B:437:LEU:O	1:B:437:LEU:HG	2.12	0.50
1:A:251:THR:O	1:A:255:ILE:HD12	2.11	0.50
1:B:422:THR:HG22	1:B:422:THR:O	2.11	0.50

Continued on next page...

Continued from previous page...

Atom-1	Atom-2	Interatomic distance (Å)	Clash overlap (Å)
1:A:62:GLU:CD	1:A:447:ARG:HH22	2.15	0.50
1:A:185:ARG:O	1:A:186:ARG:C	2.49	0.50
1:A:429:PHE:C	1:A:429:PHE:CD2	2.84	0.50
1:A:471:GLU:O	1:A:472:ASN:C	2.46	0.50
1:B:228:SER:OG	1:B:229:PHE:N	2.45	0.50
1:B:284:VAL:O	1:B:284:VAL:HG12	2.11	0.50
1:B:19:THR:HG23	1:B:112:LEU:HD11	1.92	0.50
1:B:393:ARG:O	1:B:394:LEU:C	2.50	0.50
1:A:287:PHE:HD1	1:A:288:ALA:H	1.59	0.50
1:B:232:ASN:N	1:B:232:ASN:ND2	2.58	0.50
1:A:62:GLU:CD	1:A:408:ALA:HB1	2.31	0.50
1:A:155:VAL:O	1:A:156:GLY:O	2.30	0.50
1:A:199:THR:HG22	1:A:343:ILE:CD1	2.42	0.50
1:B:12:ILE:C	1:B:154:THR:CG2	2.75	0.50
1:B:156:GLY:O	1:B:157:THR:O	2.30	0.50
1:A:203:PRO:HB3	1:A:340:GLY:N	2.15	0.50
1:A:474:GLU:O	1:A:476:GLU:N	2.44	0.50
1:B:165:ILE:CG2	1:B:341:TYR:HA	2.41	0.50
1:A:60:VAL:HG11	1:A:227:PHE:CE1	2.46	0.50
1:A:234:SER:C	1:A:236:HIS:H	2.16	0.50
1:B:239:GLN:C	1:B:240:VAL:CG1	2.80	0.50
1:B:349:ASP:C	1:B:349:ASP:OD1	2.50	0.50
1:A:90:PRO:HA	1:A:93:ARG:HG3	1.94	0.49
1:A:488:SER:O	1:A:489:ALA:O	2.30	0.49
1:B:459:ASP:O	1:B:462:ARG:N	2.41	0.49
1:B:83:ILE:HG22	1:B:83:ILE:O	2.11	0.49
1:A:101:ARG:HD2	1:A:300:GLU:OE2	2.12	0.49
1:A:255:ILE:HG21	1:A:281:GLU:HA	1.95	0.49
1:B:159:LEU:HA	1:B:160:ASP:O	2.12	0.49
1:A:408:ALA:O	1:A:409:TYR:C	2.49	0.49
1:B:106:GLN:O	1:B:106:GLN:HG3	2.12	0.49
1:B:322:MET:O	1:B:326:ARG:HB2	2.13	0.49
1:A:289:ASP:CA	1:A:291:ASN:C	2.81	0.49
1:B:194:VAL:CG2	1:B:348:PHE:HE1	2.24	0.49
1:B:366:PHE:C	1:B:367:PHE:HD1	2.16	0.49
1:A:479:ARG:HA	1:A:482:SER:HB2	1.95	0.49
1:B:300:GLU:OE2	1:B:308:TYR:HD1	1.96	0.49
1:B:331:MET:N	1:B:332:GLU:OE1	2.45	0.49
1:B:417:LEU:O	1:B:421:GLY:CA	2.53	0.49
1:A:165:ILE:O	1:A:166:GLY:O	2.30	0.49
1:A:423:LYS:HE3	1:A:424:GLU:O	2.12	0.49

Continued on next page...

Continued from previous page...

Atom-1	Atom-2	Interatomic distance (Å)	Clash overlap (Å)
1:B:292:GLN:CA	1:B:292:GLN:NE2	2.75	0.49
1:A:378:GLU:OE1	1:A:378:GLU:N	2.43	0.49
1:B:19:THR:O	1:B:23:MET:HB2	2.13	0.49
1:B:165:ILE:HG22	1:B:341:TYR:CA	2.41	0.49
1:B:366:PHE:CE1	1:B:391:ALA:CB	2.90	0.49
1:A:316:LEU:HD22	1:A:320:VAL:HG11	1.95	0.49
1:B:318:PHE:CE1	1:B:336:ILE:HD13	2.48	0.49
1:B:408:ALA:CB	1:B:448:LEU:HD11	2.43	0.49
1:A:43:GLY:HA3	1:A:105:ARG:HA	1.95	0.49
1:B:200:GLY:HA2	1:B:342:ALA:HA	1.95	0.49
1:B:431:SER:C	1:B:433:ALA:N	2.65	0.49
1:B:440:ARG:O	1:B:447:ARG:NH1	2.46	0.49
1:A:-3:GLN:O	1:A:-2:GLY:O	2.30	0.48
1:A:314:THR:CG2	1:A:316:LEU:CB	2.84	0.48
1:A:379:GLU:OE2	1:A:426:TYR:OH	2.26	0.48
1:B:71:ALA:O	1:B:72:LYS:C	2.50	0.48
1:B:154:THR:C	1:B:155:VAL:CG1	2.52	0.48
1:B:458:VAL:HG13	1:B:462:ARG:HD2	1.94	0.48
1:A:167:LEU:O	1:A:168:ASP:OD1	2.31	0.48
1:A:310:ASN:C	1:A:310:ASN:ND2	2.65	0.48
1:A:458:VAL:HG12	1:A:459:ASP:N	2.29	0.48
1:A:469:LYS:HG2	1:A:473:ILE:HD11	1.95	0.48
1:B:205:ILE:HD12	1:B:336:ILE:HA	1.87	0.48
1:A:9:VAL:O	1:A:32:THR:HA	2.12	0.48
1:A:53:GLY:N	1:A:96:ARG:CB	2.77	0.48
1:A:385:LEU:C	1:A:385:LEU:CD2	2.81	0.48
1:A:430:THR:O	1:A:433:ALA:CB	2.61	0.48
1:B:65:ALA:HB1	1:B:449:THR:OG1	2.13	0.48
1:A:289:ASP:HA	1:A:291:ASN:O	2.13	0.48
1:A:365:LEU:HG	1:A:367:PHE:CE1	2.46	0.48
1:A:432:ARG:O	1:A:433:ALA:C	2.51	0.48
1:B:188:ARG:HB2	1:B:188:ARG:NH1	2.28	0.48
1:B:194:VAL:CG2	1:B:348:PHE:CD1	2.97	0.48
1:B:520:TYR:HB3	1:B:543:GLU:OE2	2.13	0.48
1:A:463:TRP:O	1:A:466:PHE:HB3	2.13	0.48
1:A:453:ARG:HD2	1:A:453:ARG:HA	1.65	0.48
1:B:363:GLN:HE21	1:B:363:GLN:HB3	1.45	0.48
1:B:371:ILE:HG23	1:B:372:ASN:H	1.79	0.48
1:A:204:ARG:HD3	1:A:338:ARG:HD2	1.96	0.48
1:A:358:GLU:OE2	1:A:363:GLN:HB3	2.13	0.48
1:A:519:THR:O	1:A:520:TYR:C	2.52	0.48

Continued on next page...

Continued from previous page...

Atom-1	Atom-2	Interatomic distance (Å)	Clash overlap (Å)
1:B:81:PHE:CZ	1:B:236:HIS:NE2	2.82	0.48
1:B:81:PHE:O	1:B:225:PRO:CG	2.62	0.48
1:B:24:ALA:HA	1:B:27:ARG:HH11	1.75	0.47
1:B:408:ALA:HB2	1:B:448:LEU:HD11	1.96	0.47
1:B:473:ILE:HG23	1:B:542:VAL:HG23	1.95	0.47
1:A:393:ARG:HH21	1:A:398:LYS:HB3	1.79	0.47
1:B:386:LEU:HD12	1:B:389:LEU:CD2	2.35	0.47
1:B:508:SER:O	1:B:512:LEU:CD2	2.62	0.47
1:A:295:ILE:CD1	1:A:311:GLY:HA3	2.44	0.47
1:A:314:THR:CG2	1:A:315:SER:N	2.48	0.47
1:A:448:LEU:CG	1:A:451:ILE:HD11	2.44	0.47
1:A:64:ASP:O	1:A:67:GLY:N	2.39	0.47
1:A:230:MET:HA	1:A:230:MET:HE3	1.96	0.47
1:A:247:THR:O	1:A:248:ASN:HB3	2.14	0.47
1:A:413:LEU:C	1:A:413:LEU:HD12	2.34	0.47
1:A:441:GLU:O	1:A:443:ASN:N	2.46	0.47
1:B:128:LEU:HA	1:B:138:ALA:HB2	1.96	0.47
1:A:444:ALA:O	1:A:448:LEU:HB2	2.14	0.47
1:A:11:ILE:HD12	1:A:21:ALA:CB	2.44	0.47
1:A:153:LEU:HD22	1:A:154:THR:H	1.78	0.47
1:A:392:ALA:O	1:A:395:SER:OG	2.25	0.47
1:B:165:ILE:HG23	1:B:341:TYR:HB2	1.96	0.47
1:B:183:LEU:O	1:B:183:LEU:HG	2.14	0.47
1:B:239:GLN:O	1:B:240:VAL:HG12	2.14	0.47
1:B:331:MET:HB2	1:B:334:ALA:HB2	1.96	0.47
1:B:393:ARG:NE	1:B:399:GLU:O	2.44	0.47
1:B:431:SER:HB2	1:B:432:ARG:H	1.43	0.47
1:A:89:GLY:CA	1:A:93:ARG:HE	2.28	0.47
1:B:201:THR:HG21	1:B:341:TYR:CD1	2.49	0.47
1:B:222:ASN:ND2	1:B:223:PRO:HA	2.21	0.47
1:B:450:GLU:C	1:B:452:GLY:N	2.65	0.47
1:B:299:PRO:HA	1:B:307:ILE:HD12	1.96	0.47
1:A:16:HIS:O	1:A:17:ALA:C	2.53	0.47
1:B:322:MET:O	1:B:323:GLN:C	2.54	0.47
1:B:410:LEU:O	1:B:413:LEU:HB3	2.15	0.47
1:A:154:THR:O	1:A:155:VAL:HB	2.12	0.46
1:A:541:GLN:HE21	1:A:545:GLN:HE21	1.62	0.46
1:B:357:LEU:O	1:B:358:GLU:C	2.53	0.46
1:B:385:LEU:HD23	1:B:385:LEU:O	2.15	0.46
1:A:412:VAL:O	1:A:413:LEU:C	2.54	0.46
1:A:526:LEU:C	1:A:528:PRO:HD2	2.35	0.46

Continued on next page...

Continued from previous page...

Atom-1	Atom-2	Interatomic distance (Å)	Clash overlap (Å)
1:B:51:ILE:HB	1:B:74:ILE:HG13	1.97	0.46
1:B:65:ALA:HA	1:B:462:ARG:NH1	2.29	0.46
1:A:11:ILE:HG13	1:A:22:ALA:CB	2.45	0.46
1:A:24:ALA:O	1:A:25:ALA:C	2.53	0.46
1:B:48:ASN:HA	1:B:49:PRO:HD3	1.66	0.46
1:B:56:LYS:HD3	1:B:378:GLU:CD	2.36	0.46
1:B:197:LEU:HD12	1:B:345:TYR:CB	2.41	0.46
1:B:518:MET:SD	1:B:523:LEU:HD12	2.55	0.46
1:B:542:VAL:CG1	1:B:543:GLU:N	2.75	0.46
1:B:91:ALA:H	1:B:440:ARG:HD2	1.80	0.46
1:A:116:PRO:O	1:A:117:ASN:HB2	2.15	0.46
1:B:409:TYR:CE1	1:B:439:LEU:HB3	2.50	0.46
1:B:467:ASN:O	1:B:468:GLU:C	2.53	0.46
1:A:410:LEU:HD13	1:A:410:LEU:O	2.15	0.46
1:A:423:LYS:HE2	1:A:426:TYR:CE2	2.51	0.46
1:A:81:PHE:HB3	1:A:225:PRO:CG	2.29	0.46
1:A:219:HIS:ND1	1:A:241:PRO:HB3	2.30	0.46
1:A:377:TYR:O	1:A:378:GLU:C	2.53	0.46
1:A:463:TRP:HA	1:A:463:TRP:CE3	2.50	0.46
1:B:64:ASP:OD1	1:B:228:SER:HB2	2.15	0.46
1:A:123:GLN:HG3	1:A:142:MET:CE	2.45	0.46
1:A:294:GLN:HE21	1:A:294:GLN:HB2	1.58	0.46
1:A:295:ILE:CD1	1:A:312:ILE:HG23	2.45	0.46
1:A:423:LYS:HG2	1:A:424:GLU:O	2.16	0.46
1:B:13:GLY:CA	1:B:154:THR:CG2	2.77	0.46
1:B:459:ASP:C	1:B:461:GLU:N	2.68	0.46
1:A:460:ASP:O	1:A:462:ARG:N	2.49	0.46
1:B:215:LEU:HD21	1:B:329:GLN:HG2	1.98	0.46
1:B:348:PHE:N	1:B:371:ILE:O	2.49	0.46
1:B:357:LEU:HD23	1:B:357:LEU:HA	1.77	0.46
1:B:379:GLU:O	1:B:380:ALA:C	2.54	0.46
1:B:459:ASP:O	1:B:460:ASP:C	2.54	0.46
1:A:393:ARG:NH2	1:A:398:LYS:HB3	2.30	0.46
1:B:2:PHE:HE2	1:B:145:LYS:HE3	1.82	0.46
1:B:240:VAL:HA	1:B:241:PRO:HD2	1.62	0.46
1:B:287:PHE:O	1:B:288:ALA:HB3	2.13	0.46
1:B:290:ARG:HD2	1:B:291:ASN:ND2	2.28	0.46
1:B:301:GLY:O	1:B:303:THR:N	2.49	0.46
1:B:444:ALA:HA	1:B:447:ARG:NH1	2.31	0.46
1:A:338:ARG:NH2	1:B:39:ILE:HB	2.12	0.45
1:A:481:LYS:HD3	1:A:481:LYS:N	2.32	0.45

Continued on next page...

Continued from previous page...

Atom-1	Atom-2	Interatomic distance (Å)	Clash overlap (Å)
1:A:489:ALA:O	1:A:490:GLU:C	2.54	0.45
1:A:186:ARG:HH11	1:A:186:ARG:CB	2.30	0.45
1:B:158:PHE:O	1:B:158:PHE:CD1	2.68	0.45
1:A:70:MET:HE3	1:A:381:ALA:CB	2.46	0.45
1:A:289:ASP:CA	1:A:291:ASN:O	2.65	0.45
1:B:295:ILE:HD13	1:B:295:ILE:HA	1.62	0.45
1:A:259:LEU:O	1:A:261:ARG:N	2.50	0.45
1:A:278:PRO:HG2	1:A:279:SER:H	1.79	0.45
1:B:77:ALA:O	1:B:99:ALA:HA	2.17	0.45
1:B:215:LEU:CD2	1:B:329:GLN:HG2	2.46	0.45
1:A:208:ARG:O	1:A:210:ILE:N	2.50	0.45
1:B:505:ARG:O	1:B:507:ALA:N	2.50	0.45
1:A:484:TRP:HA	1:A:508:SER:HA	1.98	0.45
1:B:367:PHE:N	1:B:367:PHE:CD1	2.84	0.45
1:B:416:ASP:OD1	1:B:420:LEU:HD11	2.17	0.45
1:B:427:ARG:NH2	1:B:428:MET:HE2	2.31	0.45
1:B:445:ASP:O	1:B:449:THR:HB	2.16	0.45
1:A:7:PHE:CD2	1:A:33:LEU:HB2	2.52	0.45
1:A:9:VAL:HG22	1:A:150:ALA:HB3	1.99	0.45
1:A:92:VAL:HG21	1:A:430:THR:HG23	1.99	0.45
1:A:287:PHE:HB3	1:A:288:ALA:O	2.16	0.45
1:A:354:LYS:C	1:A:356:THR:N	2.69	0.45
1:A:440:ARG:NH2	1:A:544:ILE:HG22	2.30	0.45
1:B:9:VAL:HA	1:B:150:ALA:O	2.16	0.45
1:B:31:GLN:HA	1:B:31:GLN:HE21	1.77	0.45
1:B:44:GLN:HE21	1:B:44:GLN:HB2	1.55	0.45
1:B:64:ASP:OD2	1:B:462:ARG:NH1	2.46	0.45
1:B:116:PRO:O	1:B:117:ASN:HB2	2.17	0.45
1:B:386:LEU:O	1:B:389:LEU:HB3	2.17	0.45
1:A:37:HIS:CD2	1:A:157:THR:HG23	2.52	0.45
1:A:53:GLY:HA2	1:A:96:ARG:HB3	1.99	0.45
1:A:312:ILE:HG13	1:A:312:ILE:O	2.17	0.45
1:B:321:GLN:HA	1:B:324:ILE:HD12	1.99	0.45
1:B:430:THR:CG2	1:B:431:SER:N	2.80	0.45
1:A:54:ILE:CD1	1:A:85:ASN:HD21	2.30	0.44
1:A:91:ALA:HB2	1:A:437:LEU:HD13	1.99	0.44
1:A:166:GLY:CA	1:A:317:PRO:HG3	2.33	0.44
1:A:372:ASN:ND2	1:A:383:GLN:HE21	2.08	0.44
1:A:467:ASN:HA	1:A:470:LEU:HB3	1.99	0.44
1:A:474:GLU:HB3	1:A:475:ARG:H	1.57	0.44
1:B:28:MET:HG3	1:B:457:LEU:HD23	1.98	0.44

Continued on next page...

Continued from previous page...

Atom-1	Atom-2	Interatomic distance (Å)	Clash overlap (Å)
1:B:38:ASN:O	1:B:39:ILE:C	2.52	0.44
1:B:81:PHE:CD2	1:B:236:HIS:CD2	3.03	0.44
1:B:124:ALA:HB3	1:B:141:GLN:HB3	1.99	0.44
1:B:206:ASP:HB3	1:B:209:THR:CG2	2.46	0.44
1:B:371:ILE:CG2	1:B:372:ASN:H	2.29	0.44
1:B:390:ASN:HD22	1:B:390:ASN:HA	1.41	0.44
1:A:52:GLY:N	1:A:378:GLU:OE2	2.43	0.44
1:A:310:ASN:HD22	1:A:311:GLY:N	2.15	0.44
1:A:474:GLU:O	1:A:477:ARG:N	2.49	0.44
1:B:205:ILE:HD11	1:B:336:ILE:CG1	2.47	0.44
1:B:247:THR:O	1:B:248:ASN:HB3	2.18	0.44
1:B:303:THR:O	1:B:303:THR:OG1	2.36	0.44
1:B:450:GLU:O	1:B:451:ILE:C	2.54	0.44
1:A:11:ILE:HG21	1:A:18:GLY:O	2.17	0.44
1:A:59:LEU:HD12	1:A:59:LEU:HA	1.87	0.44
1:B:222:ASN:C	1:B:223:PRO:O	2.55	0.44
1:B:245:THR:HG23	1:B:246:HIS:N	2.33	0.44
1:B:495:VAL:HG11	1:B:503:LEU:HD11	1.99	0.44
1:A:80:GLN:HE21	1:A:98:GLN:HG2	1.82	0.44
1:A:202:PRO:CA	1:A:313:SER:HA	2.46	0.44
1:A:215:LEU:N	1:A:215:LEU:HD23	2.32	0.44
1:A:380:ALA:O	1:A:381:ALA:C	2.56	0.44
1:A:396:ASP:OD1	1:A:396:ASP:O	2.35	0.44
1:B:90:PRO:HG3	1:B:544:ILE:HG23	1.98	0.44
1:B:205:ILE:HD13	1:B:205:ILE:HA	1.47	0.44
1:B:484:TRP:HA	1:B:508:SER:HA	1.98	0.44
1:A:84:LEU:N	1:A:94:ALA:O	2.51	0.44
1:B:280:ILE:C	1:B:282:ASP:H	2.19	0.44
1:B:500:THR:HG23	1:B:501:ALA:N	2.32	0.44
1:A:232:ASN:N	1:A:235:GLN:OE1	2.44	0.44
1:B:81:PHE:HB3	1:B:225:PRO:HD2	2.00	0.44
1:A:207:ALA:CB	1:A:305:ASN:O	2.66	0.44
1:B:28:MET:CE	1:B:392:ALA:HB3	2.47	0.44
1:B:137:GLY:HA3	1:B:146:PHE:O	2.18	0.44
1:B:405:ARG:HG3	1:B:412:VAL:HA	2.00	0.44
1:B:495:VAL:O	1:B:499:LEU:HD23	2.18	0.44
1:A:27:ARG:HH22	1:A:68:GLY:N	2.15	0.44
1:A:41:THR:OG1	1:A:157:THR:OG1	2.34	0.44
1:B:496:ASN:HB3	1:B:502:PRO:HB3	2.00	0.44
1:A:27:ARG:NH2	1:A:68:GLY:N	2.65	0.44
1:A:202:PRO:HG3	1:A:308:TYR:CE2	2.53	0.44

Continued on next page...

Continued from previous page...

Atom-1	Atom-2	Interatomic distance (Å)	Clash overlap (Å)
1:A:473:ILE:HG13	1:A:538:ALA:HB1	2.00	0.44
1:A:481:LYS:C	1:A:483:THR:N	2.67	0.44
1:A:542:VAL:HG12	1:A:543:GLU:N	2.33	0.44
1:B:141:GLN:O	1:B:141:GLN:HG2	2.17	0.44
1:B:191:PRO:CD	1:B:361:PHE:CE1	3.00	0.44
1:B:209:THR:OG1	1:B:334:ALA:CA	2.44	0.44
1:B:290:ARG:CD	1:B:291:ASN:HD22	2.31	0.44
1:B:396:ASP:OD1	1:B:396:ASP:O	2.36	0.44
1:A:38:ASN:O	1:A:40:ASP:N	2.51	0.43
1:A:211:ASP:O	1:A:212:PHE:C	2.54	0.43
1:A:246:HIS:CD2	1:A:246:HIS:N	2.84	0.43
1:A:248:ASN:O	1:A:251:THR:OG1	2.17	0.43
1:B:130:VAL:HG21	1:B:186:ARG:NE	2.32	0.43
1:A:2:PHE:CD1	1:A:145:LYS:CB	2.98	0.43
1:A:477:ARG:HG3	1:A:477:ARG:HH11	1.83	0.43
1:B:59:LEU:HD12	1:B:59:LEU:HA	1.64	0.43
1:B:234:SER:O	1:B:235:GLN:C	2.55	0.43
1:B:300:GLU:OE2	1:B:308:TYR:CD1	2.71	0.43
1:B:399:GLU:OE1	1:B:399:GLU:CA	2.66	0.43
1:A:153:LEU:HD23	1:A:153:LEU:HA	1.58	0.43
1:A:317:PRO:HD2	1:A:320:VAL:HG21	2.00	0.43
1:A:403:PRO:HG2	1:A:410:LEU:HD12	2.00	0.43
1:B:7:PHE:CE1	1:B:33:LEU:HD13	2.53	0.43
1:B:80:GLN:N	1:B:239:GLN:NE2	2.64	0.43
1:B:366:PHE:HD1	1:B:366:PHE:H	1.66	0.43
1:B:7:PHE:O	1:B:148:ALA:CA	2.61	0.43
1:B:369:GLY:C	1:B:371:ILE:H	2.19	0.43
1:A:479:ARG:HG2	1:A:479:ARG:O	2.19	0.43
1:B:195:GLY:O	1:B:346:ASP:HA	2.19	0.43
1:A:212:PHE:HD1	1:A:243:TYR:CG	2.36	0.43
1:A:408:ALA:CA	1:A:447:ARG:HH21	2.31	0.43
1:A:413:LEU:CD1	1:A:417:LEU:HD21	2.49	0.43
1:A:425:PRO:HD2	1:A:428:MET:CE	2.49	0.43
1:B:115:GLN:HG3	1:B:115:GLN:O	2.19	0.43
1:B:331:MET:HE2	1:B:331:MET:HB3	1.83	0.43
1:B:367:PHE:HD1	1:B:367:PHE:N	2.17	0.43
1:B:371:ILE:CG2	1:B:372:ASN:N	2.82	0.43
1:A:166:GLY:HA2	1:A:315:SER:O	2.16	0.43
1:B:139:VAL:HG13	1:B:145:LYS:CD	2.47	0.43
1:B:204:ARG:O	1:B:205:ILE:HD13	2.18	0.43
1:B:526:LEU:C	1:B:528:PRO:HD2	2.39	0.43

Continued on next page...

Continued from previous page...

Atom-1	Atom-2	Interatomic distance (Å)	Clash overlap (Å)
1:A:80:GLN:O	1:A:97:ALA:HA	2.19	0.43
1:A:81:PHE:CZ	1:A:236:HIS:CE1	3.07	0.43
1:A:89:GLY:O	1:A:91:ALA:N	2.51	0.43
1:A:243:TYR:HB2	1:A:297:LEU:HB2	2.00	0.43
1:A:38:ASN:ND2	1:A:38:ASN:C	2.70	0.43
1:A:56:LYS:HB3	1:A:378:GLU:HG2	2.01	0.43
1:A:187:LEU:HD12	1:A:187:LEU:HA	1.52	0.43
1:A:212:PHE:HD1	1:A:243:TYR:CD2	2.37	0.43
1:A:455:LEU:HD23	1:A:455:LEU:HA	1.87	0.43
1:B:66:LEU:HD23	1:B:66:LEU:HA	1.63	0.43
1:B:118:LEU:HD12	1:B:119:MET:N	2.34	0.43
1:A:230:MET:HA	1:A:230:MET:HE2	2.00	0.43
1:A:413:LEU:HD13	1:A:417:LEU:HD21	2.01	0.43
1:B:10:ILE:HG12	1:B:33:LEU:HD23	2.01	0.43
1:B:238:GLN:HB3	1:B:302:LEU:CD1	2.49	0.43
1:B:423:LYS:HG2	1:B:424:GLU:N	2.34	0.43
1:A:544:ILE:O	1:A:545:GLN:C	2.55	0.42
1:B:79:ILE:CA	1:B:239:GLN:NE2	2.71	0.42
1:A:34:LEU:C	1:A:34:LEU:HD12	2.39	0.42
1:A:519:THR:O	1:A:522:LYS:N	2.52	0.42
1:B:302:LEU:HA	1:B:302:LEU:HD23	1.50	0.42
1:A:31:GLN:OE1	1:A:117:ASN:ND2	2.52	0.42
1:A:41:THR:O	1:A:42:LEU:C	2.58	0.42
1:B:423:LYS:HB3	1:B:423:LYS:HE3	1.80	0.42
1:B:448:LEU:HA	1:B:448:LEU:HD23	1.77	0.42
1:A:7:PHE:CD1	1:A:7:PHE:N	2.87	0.42
1:A:354:LYS:O	1:A:356:THR:N	2.52	0.42
1:A:429:PHE:CD2	1:A:429:PHE:O	2.72	0.42
1:A:490:GLU:OE2	1:A:490:GLU:HA	2.19	0.42
1:B:98:GLN:HE22	1:B:298:GLU:CG	2.30	0.42
1:B:386:LEU:HB3	1:B:387:ALA:H	1.70	0.42
1:B:38:ASN:ND2	1:B:40:ASP:H	2.15	0.42
1:B:100:ASP:OD2	1:B:302:LEU:HB2	2.19	0.42
1:B:219:HIS:CE1	1:B:241:PRO:HD3	2.54	0.42
1:B:241:PRO:CB	1:B:243:TYR:HE2	2.17	0.42
1:B:299:PRO:O	1:B:299:PRO:HG2	2.18	0.42
1:B:485:VAL:HG11	1:B:528:PRO:HG3	2.02	0.42
1:A:95:THR:HG21	1:A:227:PHE:CD2	2.54	0.42
1:B:-1:SER:OG	1:B:-1:SER:O	2.36	0.42
1:B:23:MET:CE	1:B:115:GLN:OE1	2.67	0.42
1:B:126:GLU:OE1	1:B:126:GLU:HA	2.20	0.42

Continued on next page...

Continued from previous page...

Atom-1	Atom-2	Interatomic distance (Å)	Clash overlap (Å)
1:B:181:ILE:HA	1:B:182:PRO:HD2	1.79	0.42
1:B:493:ALA:HA	1:B:496:ASN:HD22	1.84	0.42
1:B:539:ALA:O	1:B:541:GLN:N	2.52	0.42
1:A:33:LEU:CD1	1:A:119:MET:O	2.68	0.42
1:A:278:PRO:CD	1:A:279:SER:N	2.82	0.42
1:B:242:CYS:HB3	1:B:297:LEU:O	2.19	0.42
1:B:305:ASN:N	1:B:305:ASN:OD1	2.48	0.42
1:B:365:LEU:CD2	1:B:367:PHE:HE1	2.32	0.42
1:B:413:LEU:O	1:B:414:VAL:C	2.58	0.42
1:B:439:LEU:HD23	1:B:439:LEU:HA	1.45	0.42
1:A:463:TRP:HA	1:A:463:TRP:HE3	1.85	0.42
1:B:131:GLU:N	1:B:134:ARG:O	2.53	0.42
1:B:190:LEU:N	1:B:190:LEU:HD23	2.35	0.42
1:B:314:THR:HG23	1:B:316:LEU:CA	2.49	0.42
1:A:31:GLN:OE1	1:A:31:GLN:HA	2.19	0.42
1:A:428:MET:SD	1:A:432:ARG:NH2	2.93	0.42
1:A:27:ARG:NH2	1:A:67:GLY:CA	2.83	0.42
1:A:393:ARG:HH11	1:A:455:LEU:HD23	1.83	0.42
1:B:316:LEU:HD22	1:B:320:VAL:HG11	2.02	0.42
1:B:446:LEU:HD23	1:B:446:LEU:HA	1.89	0.42
1:B:79:ILE:O	1:B:79:ILE:HG13	2.20	0.41
1:B:80:GLN:H	1:B:239:GLN:CD	2.24	0.41
1:B:251:THR:O	1:B:254:VAL:HB	2.20	0.41
1:B:314:THR:CG2	1:B:316:LEU:CB	2.84	0.41
1:A:12:ILE:HD13	1:A:12:ILE:HG23	1.84	0.41
1:A:57:GLY:O	1:A:60:VAL:N	2.51	0.41
1:A:259:LEU:C	1:A:261:ARG:H	2.24	0.41
1:A:317:PRO:O	1:A:321:GLN:HG3	2.19	0.41
1:B:428:MET:O	1:B:429:PHE:C	2.57	0.41
1:B:508:SER:O	1:B:511:ASP:HB2	2.20	0.41
1:A:7:PHE:CE2	1:A:33:LEU:HB2	2.55	0.41
1:A:25:ALA:O	1:A:30:GLN:HB2	2.21	0.41
1:A:127:ASP:OD1	1:A:128:LEU:N	2.53	0.41
1:A:525:THR:HG23	1:A:525:THR:O	2.19	0.41
1:B:115:GLN:O	1:B:116:PRO:C	2.56	0.41
1:A:106:GLN:O	1:A:109:ARG:N	2.54	0.41
1:A:376:GLY:HA3	1:A:379:GLU:OE1	2.20	0.41
1:A:443:ASN:OD1	1:A:447:ARG:CD	2.54	0.41
1:B:425:PRO:HB2	1:B:428:MET:HG2	2.01	0.41
1:B:450:GLU:HB3	1:B:463:TRP:CH2	2.56	0.41
1:B:487:PRO:HB3	1:B:503:LEU:O	2.20	0.41

Continued on next page...

Continued from previous page...

Atom-1	Atom-2	Interatomic distance (Å)	Clash overlap (Å)
1:B:524:THR:CG2	1:B:532:ALA:HA	2.51	0.41
1:A:295:ILE:HD13	1:A:295:ILE:HA	1.92	0.41
1:A:443:ASN:O	1:A:446:LEU:HB2	2.21	0.41
1:B:210:ILE:HG21	1:B:210:ILE:HD13	1.76	0.41
1:A:252:HIS:HD2	1:A:284:VAL:CG2	2.33	0.41
1:A:307:ILE:HD12	1:A:307:ILE:HA	1.72	0.41
1:B:434:GLU:O	1:B:437:LEU:HB2	2.20	0.41
1:A:81:PHE:HB2	1:A:225:PRO:HG2	1.98	0.41
1:A:129:ILE:N	1:A:137:GLY:O	2.42	0.41
1:A:167:LEU:H	1:A:167:LEU:HG	1.39	0.41
1:A:230:MET:HE2	1:A:230:MET:HB3	1.71	0.41
1:A:280:ILE:O	1:A:284:VAL:HG23	2.21	0.41
1:A:422:THR:HG23	1:A:423:LYS:O	2.20	0.41
1:A:512:LEU:HD12	1:A:529:PHE:HE2	1.85	0.41
1:B:24:ALA:HA	1:B:27:ARG:HG2	2.02	0.41
1:B:449:THR:O	1:B:449:THR:CG2	2.69	0.41
1:B:515:ARG:HA	1:B:516:PRO:HD3	1.93	0.41
1:A:224:MET:HA	1:A:225:PRO:HD2	1.62	0.41
1:B:362:ILE:O	1:B:363:GLN:O	2.38	0.41
1:B:396:ASP:CG	1:B:398:LYS:HE3	2.41	0.41
1:B:426:TYR:O	1:B:427:ARG:O	2.38	0.41
1:B:470:LEU:HD12	1:B:470:LEU:HA	1.65	0.41
1:A:104:TYR:CE1	1:A:108:VAL:HG21	2.56	0.41
1:A:247:THR:OG1	1:A:251:THR:HG21	2.21	0.41
1:B:127:ASP:HB2	1:B:182:PRO:CG	2.46	0.41
1:B:325:VAL:O	1:B:331:MET:HG3	2.20	0.41
1:B:390:ASN:HD21	1:B:401:TRP:H	1.67	0.41
1:B:436:ARG:O	1:B:438:MET:N	2.48	0.41
1:B:446:LEU:HA	1:B:466:PHE:HZ	1.86	0.41
1:A:11:ILE:HD12	1:A:21:ALA:HB3	2.03	0.41
1:A:120:ILE:HG22	1:A:121:PHE:N	2.36	0.41
1:A:203:PRO:HA	1:A:340:GLY:N	2.35	0.41
1:A:289:ASP:H	1:A:291:ASN:HA	1.80	0.41
1:A:370:GLN:C	1:A:372:ASN:N	2.70	0.41
1:A:392:ALA:O	1:A:395:SER:CB	2.69	0.41
1:A:466:PHE:CD1	1:A:466:PHE:C	2.94	0.41
1:B:81:PHE:CB	1:B:225:PRO:HD2	2.51	0.41
1:B:184:SER:O	1:B:185:ARG:C	2.59	0.41
1:B:284:VAL:CG1	1:B:284:VAL:O	2.69	0.41
1:B:386:LEU:HD22	1:B:410:LEU:HD11	2.03	0.41
1:A:90:PRO:HG2	1:A:548:TYR:CD1	2.56	0.40

Continued on next page...

Continued from previous page...

Atom-1	Atom-2	Interatomic distance (Å)	Clash overlap (Å)
1:A:159:LEU:CB	1:A:160:ASP:CA	2.92	0.40
1:A:206:ASP:OD1	1:A:208:ARG:N	2.49	0.40
1:A:312:ILE:HD13	1:A:328:MET:HE1	2.03	0.40
1:A:426:TYR:O	1:A:427:ARG:C	2.60	0.40
1:B:38:ASN:HD22	1:B:38:ASN:C	2.25	0.40
1:B:417:LEU:HD23	1:B:422:THR:H	1.86	0.40
1:A:115:GLN:HA	1:A:116:PRO:HD2	1.08	0.40
1:A:166:GLY:O	1:A:168:ASP:N	2.54	0.40
1:B:392:ALA:O	1:B:395:SER:OG	2.38	0.40
1:A:202:PRO:HB2	1:A:203:PRO:CD	2.51	0.40
1:A:212:PHE:H	1:A:212:PHE:HD2	1.67	0.40
1:A:230:MET:HE1	1:A:465:ARG:HG2	2.04	0.40
1:A:419:THR:HB	1:A:420:LEU:HG	2.02	0.40
1:B:210:ILE:CD1	1:B:331:MET:CE	2.99	0.40
1:B:222:ASN:CA	1:B:223:PRO:O	2.69	0.40
1:A:232:ASN:O	1:A:235:GLN:HB2	2.22	0.40
1:A:316:LEU:HA	1:A:316:LEU:HD23	1.91	0.40
1:B:98:GLN:HE22	1:B:298:GLU:CD	2.24	0.40
1:B:246:HIS:O	1:B:328:MET:HB3	2.21	0.40

There are no symmetry-related clashes.

5.3 Torsion angles [i](#)

5.3.1 Protein backbone [i](#)

In the following table, the Percentiles column shows the percent Ramachandran outliers of the chain as a percentile score with respect to all X-ray entries followed by that with respect to entries of similar resolution.

The Analysed column shows the number of residues for which the backbone conformation was analysed, and the total number of residues.

Mol	Chain	Analysed	Favoured	Allowed	Outliers	Percentiles
1	A	521/576 (90%)	383 (74%)	88 (17%)	50 (10%)	0 8
1	B	518/576 (90%)	363 (70%)	98 (19%)	57 (11%)	0 6
All	All	1039/1152 (90%)	746 (72%)	186 (18%)	107 (10%)	0 7

All (107) Ramachandran outliers are listed below:

Mol	Chain	Res	Type
1	A	15	GLY
1	A	142	MET
1	A	160	ASP
1	A	167	LEU
1	A	212	PHE
1	A	235	GLN
1	A	237	PRO
1	A	260	ASP
1	A	262	SER
1	A	285	MET
1	A	289	ASP
1	A	433	ALA
1	A	437	LEU
1	A	474	GLU
1	A	475	ARG
1	A	482	SER
1	A	490	GLU
1	B	39	ILE
1	B	80	GLN
1	B	82	ARG
1	B	90	PRO
1	B	91	ALA
1	B	155	VAL
1	B	158	PHE
1	B	159	LEU
1	B	160	ASP
1	B	235	GLN
1	B	241	PRO
1	B	283	LYS
1	B	287	PHE
1	B	288	ALA
1	B	357	LEU
1	B	363	GLN
1	B	405	ARG
1	B	432	ARG
1	B	460	ASP
1	B	490	GLU
1	B	502	PRO
1	B	506	GLU
1	B	535	ASP
1	B	540	GLU
1	A	-2	GLY
1	A	136	VAL

Continued on next page...

Continued from previous page...

Mol	Chain	Res	Type
1	A	156	GLY
1	A	159	LEU
1	A	162	LYS
1	A	166	GLY
1	A	397	ASP
1	A	487	PRO
1	A	489	ALA
1	A	494	GLU
1	A	502	PRO
1	B	-2	GLY
1	B	68	GLY
1	B	70	MET
1	B	110	THR
1	B	157	THR
1	B	279	SER
1	B	302	LEU
1	B	305	ASN
1	B	389	LEU
1	B	415	ASP
1	B	416	ASP
1	B	422	THR
1	B	427	ARG
1	B	431	SER
1	B	447	ARG
1	A	24	ALA
1	A	103	LEU
1	A	116	PRO
1	A	294	GLN
1	B	132	ASN
1	B	260	ASP
1	B	358	GLU
1	B	376	GLY
1	B	394	LEU
1	B	406	SER
1	B	539	ALA
1	A	209	THR
1	A	464	ALA
1	A	535	ASP
1	A	536	GLU
1	B	181	ILE
1	B	289	ASP
1	B	312	ILE

Continued on next page...

Continued from previous page...

Mol	Chain	Res	Type
1	A	17	ALA
1	A	141	GLN
1	A	181	ILE
1	A	436	ARG
1	A	442	ASP
1	A	517	GLU
1	B	144	LEU
1	B	254	VAL
1	B	499	LEU
1	B	536	GLU
1	A	4	PRO
1	A	39	ILE
1	A	106	GLN
1	A	107	ALA
1	A	155	VAL
1	A	161	GLY
1	A	412	VAL
1	B	3	TYR
1	B	386	LEU
1	B	487	PRO
1	A	54	ILE
1	B	452	GLY

5.3.2 Protein sidechains [i](#)

In the following table, the Percentiles column shows the percent sidechain outliers of the chain as a percentile score with respect to all X-ray entries followed by that with respect to entries of similar resolution.

The Analysed column shows the number of residues for which the sidechain conformation was analysed, and the total number of residues.

Mol	Chain	Analysed	Rotameric	Outliers	Percentiles	
1	A	426/474 (90%)	338 (79%)	88 (21%)	1	6
1	B	427/474 (90%)	320 (75%)	107 (25%)	0	3
All	All	853/948 (90%)	658 (77%)	195 (23%)	1	4

All (195) residues with a non-rotameric sidechain are listed below:

Mol	Chain	Res	Type
1	A	-3	GLN

Continued on next page...

Continued from previous page...

Mol	Chain	Res	Type
1	A	-1	SER
1	A	2	PHE
1	A	5	ASP
1	A	12	ILE
1	A	31	GLN
1	A	39	ILE
1	A	44	GLN
1	A	49	PRO
1	A	54	ILE
1	A	69	LEU
1	A	70	MET
1	A	76	GLN
1	A	82	ARG
1	A	92	VAL
1	A	93	ARG
1	A	96	ARG
1	A	100	ASP
1	A	106	GLN
1	A	110	THR
1	A	115	GLN
1	A	125	VAL
1	A	136	VAL
1	A	139	VAL
1	A	153	LEU
1	A	155	VAL
1	A	167	LEU
1	A	181	ILE
1	A	184	SER
1	A	187	LEU
1	A	190	LEU
1	A	197	LEU
1	A	199	THR
1	A	209	THR
1	A	217	GLN
1	A	221	ASP
1	A	222	ASN
1	A	227	PHE
1	A	230	MET
1	A	244	ILE
1	A	245	THR
1	A	251	THR
1	A	257	SER

Continued on next page...

Continued from previous page...

Mol	Chain	Res	Type
1	A	262	SER
1	A	279	SER
1	A	280	ILE
1	A	282	ASP
1	A	285	MET
1	A	287	PHE
1	A	294	GLN
1	A	302	LEU
1	A	307	ILE
1	A	310	ASN
1	A	313	SER
1	A	319	ASP
1	A	322	MET
1	A	341	TYR
1	A	343	ILE
1	A	347	PHE
1	A	354	LYS
1	A	363	GLN
1	A	371	ILE
1	A	394	LEU
1	A	397	ASP
1	A	413	LEU
1	A	422	THR
1	A	428	MET
1	A	431	SER
1	A	432	ARG
1	A	434	GLU
1	A	437	LEU
1	A	438	MET
1	A	439	LEU
1	A	440	ARG
1	A	445	ASP
1	A	448	LEU
1	A	450	GLU
1	A	453	ARG
1	A	461	GLU
1	A	481	LYS
1	A	484	TRP
1	A	485	VAL
1	A	488	SER
1	A	502	PRO
1	A	527	THR

Continued on next page...

Continued from previous page...

Mol	Chain	Res	Type
1	A	534	THR
1	A	540	GLU
1	A	549	GLU
1	B	-3	GLN
1	B	2	PHE
1	B	9	VAL
1	B	27	ARG
1	B	30	GLN
1	B	33	LEU
1	B	35	LEU
1	B	37	HIS
1	B	38	ASN
1	B	39	ILE
1	B	44	GLN
1	B	46	SER
1	B	54	ILE
1	B	59	LEU
1	B	69	LEU
1	B	72	LYS
1	B	74	ILE
1	B	79	ILE
1	B	82	ARG
1	B	106	GLN
1	B	110	THR
1	B	114	ASN
1	B	119	MET
1	B	120	ILE
1	B	122	GLN
1	B	133	ASP
1	B	139	VAL
1	B	141	GLN
1	B	149	LYS
1	B	153	LEU
1	B	157	THR
1	B	163	ILE
1	B	180	SER
1	B	184	SER
1	B	186	ARG
1	B	187	LEU
1	B	190	LEU
1	B	193	ARG
1	B	197	LEU

Continued on next page...

Continued from previous page...

Mol	Chain	Res	Type
1	B	199	THR
1	B	205	ILE
1	B	208	ARG
1	B	209	THR
1	B	214	VAL
1	B	222	ASN
1	B	227	PHE
1	B	228	SER
1	B	230	MET
1	B	232	ASN
1	B	234	SER
1	B	238	GLN
1	B	240	VAL
1	B	243	TYR
1	B	245	THR
1	B	247	THR
1	B	251	THR
1	B	259	LEU
1	B	282	ASP
1	B	286	ARG
1	B	289	ASP
1	B	290	ARG
1	B	292	GLN
1	B	295	ILE
1	B	303	THR
1	B	304	SER
1	B	306	GLU
1	B	307	ILE
1	B	310	ASN
1	B	312	ILE
1	B	313	SER
1	B	314	THR
1	B	319	ASP
1	B	323	GLN
1	B	326	ARG
1	B	336	ILE
1	B	338	ARG
1	B	339	PRO
1	B	343	ILE
1	B	351	ARG
1	B	355	PRO
1	B	356	THR

Continued on next page...

Continued from previous page...

Mol	Chain	Res	Type
1	B	361	PHE
1	B	363	GLN
1	B	377	TYR
1	B	389	LEU
1	B	399	GLU
1	B	420	LEU
1	B	422	THR
1	B	430	THR
1	B	431	SER
1	B	432	ARG
1	B	470	LEU
1	B	471	GLU
1	B	474	GLU
1	B	476	GLU
1	B	481	LYS
1	B	484	TRP
1	B	499	LEU
1	B	502	PRO
1	B	512	LEU
1	B	513	LEU
1	B	518	MET
1	B	519	THR
1	B	534	THR
1	B	542	VAL
1	B	547	LYS
1	B	548	TYR

Sometimes sidechains can be flipped to improve hydrogen bonding and reduce clashes. All (37) such sidechains are listed below:

Mol	Chain	Res	Type
1	A	30	GLN
1	A	31	GLN
1	A	38	ASN
1	A	80	GLN
1	A	117	ASN
1	A	217	GLN
1	A	218	GLN
1	A	222	ASN
1	A	232	ASN
1	A	252	HIS
1	A	294	GLN
1	A	310	ASN

Continued on next page...

Continued from previous page...

Mol	Chain	Res	Type
1	A	363	GLN
1	A	370	GLN
1	A	383	GLN
1	A	390	ASN
1	A	541	GLN
1	B	30	GLN
1	B	31	GLN
1	B	38	ASN
1	B	44	GLN
1	B	85	ASN
1	B	98	GLN
1	B	117	ASN
1	B	217	GLN
1	B	222	ASN
1	B	232	ASN
1	B	236	HIS
1	B	239	GLN
1	B	252	HIS
1	B	291	ASN
1	B	292	GLN
1	B	310	ASN
1	B	363	GLN
1	B	383	GLN
1	B	390	ASN
1	B	545	GLN

5.3.3 RNA [i](#)

There are no RNA molecules in this entry.

5.4 Non-standard residues in protein, DNA, RNA chains [i](#)

There are no non-standard protein/DNA/RNA residues in this entry.

5.5 Carbohydrates [i](#)

There are no monosaccharides in this entry.

5.6 Ligand geometry [i](#)

4 ligands are modelled in this entry.

In the following table, the Counts columns list the number of bonds (or angles) for which Mogul statistics could be retrieved, the number of bonds (or angles) that are observed in the model and the number of bonds (or angles) that are defined in the Chemical Component Dictionary. The Link column lists molecule types, if any, to which the group is linked. The Z score for a bond length (or angle) is the number of standard deviations the observed value is removed from the expected value. A bond length (or angle) with $|Z| > 2$ is considered an outlier worth inspection. RMSZ is the root-mean-square of all Z scores of the bond lengths (or angles).

Mol	Type	Chain	Res	Link	Bond lengths			Bond angles		
					Counts	RMSZ	$\# Z > 2$	Counts	RMSZ	$\# Z > 2$
2	SO4	A	551	-	4,4,4	0.17	0	6,6,6	0.52	0
2	SO4	A	552	-	4,4,4	0.17	0	6,6,6	0.59	0
2	SO4	B	551	-	4,4,4	0.19	0	6,6,6	0.33	0
2	SO4	B	1	-	4,4,4	0.21	0	6,6,6	0.54	0

There are no bond length outliers.

There are no bond angle outliers.

There are no chirality outliers.

There are no torsion outliers.

There are no ring outliers.

1 monomer is involved in 1 short contact:

Mol	Chain	Res	Type	Clashes	Symm-Clashes
2	A	551	SO4	1	0

5.7 Other polymers [i](#)

There are no such residues in this entry.

5.8 Polymer linkage issues [i](#)

There are no chain breaks in this entry.

6 Fit of model and data

6.1 Protein, DNA and RNA chains

In the following table, the column labelled ‘#RSRZ > 2’ contains the number (and percentage) of RSRZ outliers, followed by percent RSRZ outliers for the chain as percentile scores relative to all X-ray entries and entries of similar resolution. The OWAB column contains the minimum, median, 95th percentile and maximum values of the occupancy-weighted average B-factor per residue. The column labelled ‘Q < 0.9’ lists the number of (and percentage) of residues with an average occupancy less than 0.9.

Mol	Chain	Analysed	<RSRZ>	#RSRZ>2	OWAB(Å ²)	Q<0.9
1	A	527/576 (91%)	0.33	27 (5%) 28 25	53, 73, 123, 136	0
1	B	524/576 (90%)	0.53	46 (8%) 10 10	55, 79, 130, 137	0
All	All	1051/1152 (91%)	0.43	73 (6%) 16 16	53, 75, 128, 137	0

All (73) RSRZ outliers are listed below:

Mol	Chain	Res	Type	RSRZ
1	B	507	ALA	5.8
1	A	503	LEU	5.8
1	B	289	ASP	5.5
1	A	485	VAL	5.5
1	B	164	HIS	5.2
1	B	506	GLU	4.8
1	A	486	THR	4.7
1	A	507	ALA	4.5
1	A	498	HIS	4.2
1	B	485	VAL	4.2
1	A	491	ALA	4.0
1	B	292	GLN	3.9
1	B	498	HIS	3.9
1	B	499	LEU	3.9
1	A	518	MET	3.8
1	B	486	THR	3.8
1	B	503	LEU	3.8
1	A	180	SER	3.7
1	B	475	ARG	3.6
1	B	525	THR	3.5
1	A	504	SER	3.5
1	B	286	ARG	3.5
1	B	285	MET	3.5
1	A	506	GLU	3.4

Continued on next page...

Continued from previous page...

Mol	Chain	Res	Type	RSRZ
1	A	532	ALA	3.3
1	B	484	TRP	3.3
1	A	499	LEU	3.2
1	B	472	ASN	3.2
1	B	523	LEU	3.1
1	B	500	THR	3.1
1	B	479	ARG	3.1
1	B	214	VAL	3.1
1	A	483	THR	3.0
1	A	512	LEU	3.0
1	B	480	LEU	2.9
1	B	529	PHE	2.9
1	A	215	LEU	2.9
1	A	501	ALA	2.9
1	A	527	THR	2.9
1	A	493	ALA	2.9
1	B	483	THR	2.8
1	A	529	PHE	2.8
1	B	491	ALA	2.8
1	B	284	VAL	2.8
1	B	288	ALA	2.8
1	A	482	SER	2.7
1	A	484	TRP	2.7
1	B	512	LEU	2.7
1	B	495	VAL	2.7
1	B	180	SER	2.6
1	B	505	ARG	2.6
1	B	527	THR	2.6
1	A	550	GLY	2.5
1	A	495	VAL	2.5
1	A	526	LEU	2.5
1	B	493	ALA	2.5
1	B	256	ARG	2.4
1	A	505	ARG	2.4
1	B	526	LEU	2.4
1	B	250	LYS	2.3
1	A	244	ILE	2.3
1	B	215	LEU	2.3
1	B	290	ARG	2.3
1	B	316	LEU	2.2
1	B	291	ASN	2.2
1	B	278	PRO	2.1

Continued on next page...

Continued from previous page...

Mol	Chain	Res	Type	RSRZ
1	B	538	ALA	2.1
1	B	533	LEU	2.1
1	B	287	PHE	2.1
1	B	528	PRO	2.1
1	A	289	ASP	2.0
1	B	261	ARG	2.0
1	B	518	MET	2.0

6.2 Non-standard residues in protein, DNA, RNA chains [i](#)

There are no non-standard protein/DNA/RNA residues in this entry.

6.3 Carbohydrates [i](#)

There are no monosaccharides in this entry.

6.4 Ligands [i](#)

In the following table, the Atoms column lists the number of modelled atoms in the group and the number defined in the chemical component dictionary. The B-factors column lists the minimum, median, 95th percentile and maximum values of B factors of atoms in the group. The column labelled 'Q< 0.9' lists the number of atoms with occupancy less than 0.9.

Mol	Type	Chain	Res	Atoms	RSCC	RSR	B-factors(Å ²)	Q<0.9
2	SO4	A	552	5/5	0.93	0.20	79,79,79,80	0
2	SO4	B	551	5/5	0.93	0.20	85,85,85,86	0
2	SO4	B	1	5/5	0.96	0.25	77,78,78,78	0
2	SO4	A	551	5/5	0.98	0.17	71,72,72,72	0

6.5 Other polymers [i](#)

There are no such residues in this entry.