



Full wwPDB X-ray Structure Validation Report ⓘ

May 24, 2020 – 08:49 am BST

PDB ID : 4GA5
Title : Crystal structure of AMP phosphorylase C-terminal deletion mutant in the apo-form
Authors : Nishitani, Y.; Aono, R.; Nakamura, A.; Sato, T.; Atomi, H.; Imanaka, T.; Miki, K.
Deposited on : 2012-07-25
Resolution : 3.25 Å(reported)

This is a Full wwPDB X-ray Structure Validation Report for a publicly released PDB entry.

We welcome your comments at validation@mail.wwpdb.org

A user guide is available at

<https://www.wwpdb.org/validation/2017/XrayValidationReportHelp>

with specific help available everywhere you see the ⓘ symbol.

The following versions of software and data (see [references ⓘ](#)) were used in the production of this report:

MolProbity : 4.02b-467
Xtriage (Phenix) : 1.13
EDS : 2.11
Percentile statistics : 20191225.v01 (using entries in the PDB archive December 25th 2019)
Refmac : 5.8.0158
CCP4 : 7.0.044 (Gargrove)
Ideal geometry (proteins) : Engh & Huber (2001)
Ideal geometry (DNA, RNA) : Parkinson et al. (1996)
Validation Pipeline (wwPDB-VP) : 2.11

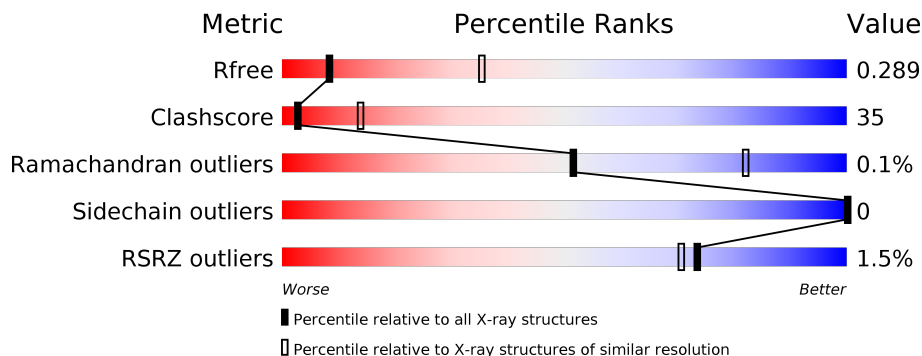
1 Overall quality at a glance i

The following experimental techniques were used to determine the structure:

X-RAY DIFFRACTION

The reported resolution of this entry is 3.25 Å.

Percentile scores (ranging between 0-100) for global validation metrics of the entry are shown in the following graphic. The table shows the number of entries on which the scores are based.





Metric	Whole archive (#Entries)	Similar resolution (#Entries, resolution range(Å))
R_{free}	130704	1191 (3.30-3.22)
Clashscore	141614	1251 (3.30-3.22)
Ramachandran outliers	138981	1229 (3.30-3.22)
Sidechain outliers	138945	1228 (3.30-3.22)
RSRZ outliers	127900	1154 (3.30-3.22)

The table below summarises the geometric issues observed across the polymeric chains and their fit to the electron density. The red, orange, yellow and green segments on the lower bar indicate the fraction of residues that contain outliers for ≥ 3 , 2, 1 and 0 types of geometric quality criteria respectively. A grey segment represents the fraction of residues that are not modelled. The numeric value for each fraction is indicated below the corresponding segment, with a dot representing fractions $\leq 5\%$. The upper red bar (where present) indicates the fraction of residues that have poor fit to the electron density. The numeric value is given above the bar.

Mol	Chain	Length	Quality of chain
1	A	513	65% 31% .
1	B	513	62% 34% .
1	C	513	55% 41% .
1	D	513	% 58% 38% .
1	E	513	59% 37% .
1	F	513	62% 34% .

Continued on next page...

Continued from previous page...

Mol	Chain	Length	Quality of chain
1	G	513	
1	H	513	

2 Entry composition [i](#)

There is only 1 type of molecule in this entry. The entry contains 26752 atoms, of which 0 are hydrogens and 0 are deuteriums.

In the tables below, the ZeroOcc column contains the number of atoms modelled with zero occupancy, the AltConf column contains the number of residues with at least one atom in alternate conformation and the Trace column contains the number of residues modelled with at most 2 atoms.

- Molecule 1 is a protein called Putative thymidine phosphorylase.

Mol	Chain	Residues	Atoms					ZeroOcc	AltConf	Trace
			Total	C	N	O	S			
1	B	493	3344	2123	560	647	14	0	0	0
1	A	493	3344	2123	560	647	14	0	0	0
1	C	493	3344	2123	560	647	14	0	0	0
1	D	493	3344	2123	560	647	14	0	0	0
1	E	493	3344	2123	560	647	14	0	0	0
1	F	493	3344	2123	560	647	14	0	0	0
1	G	493	3344	2123	560	647	14	0	0	0
1	H	493	3344	2123	560	647	14	0	0	0

There are 160 discrepancies between the modelled and reference sequences:

Chain	Residue	Modelled	Actual	Comment	Reference
B	494	GLY	-	EXPRESSION TAG	UNP Q5JCX3
B	495	ASN	-	EXPRESSION TAG	UNP Q5JCX3
B	496	SER	-	EXPRESSION TAG	UNP Q5JCX3
B	497	SER	-	EXPRESSION TAG	UNP Q5JCX3
B	498	SER	-	EXPRESSION TAG	UNP Q5JCX3
B	499	VAL	-	EXPRESSION TAG	UNP Q5JCX3
B	500	ASP	-	EXPRESSION TAG	UNP Q5JCX3
B	501	LYS	-	EXPRESSION TAG	UNP Q5JCX3
B	502	LEU	-	EXPRESSION TAG	UNP Q5JCX3
B	503	ALA	-	EXPRESSION TAG	UNP Q5JCX3
B	504	ALA	-	EXPRESSION TAG	UNP Q5JCX3
B	505	ALA	-	EXPRESSION TAG	UNP Q5JCX3
B	506	LEU	-	EXPRESSION TAG	UNP Q5JCX3

Continued on next page...

Continued from previous page...

Chain	Residue	Modelled	Actual	Comment	Reference
B	507	GLU	-	EXPRESSION TAG	UNP Q5JCX3
B	508	HIS	-	EXPRESSION TAG	UNP Q5JCX3
B	509	HIS	-	EXPRESSION TAG	UNP Q5JCX3
B	510	HIS	-	EXPRESSION TAG	UNP Q5JCX3
B	511	HIS	-	EXPRESSION TAG	UNP Q5JCX3
B	512	HIS	-	EXPRESSION TAG	UNP Q5JCX3
B	513	HIS	-	EXPRESSION TAG	UNP Q5JCX3
A	494	GLY	-	EXPRESSION TAG	UNP Q5JCX3
A	495	ASN	-	EXPRESSION TAG	UNP Q5JCX3
A	496	SER	-	EXPRESSION TAG	UNP Q5JCX3
A	497	SER	-	EXPRESSION TAG	UNP Q5JCX3
A	498	SER	-	EXPRESSION TAG	UNP Q5JCX3
A	499	VAL	-	EXPRESSION TAG	UNP Q5JCX3
A	500	ASP	-	EXPRESSION TAG	UNP Q5JCX3
A	501	LYS	-	EXPRESSION TAG	UNP Q5JCX3
A	502	LEU	-	EXPRESSION TAG	UNP Q5JCX3
A	503	ALA	-	EXPRESSION TAG	UNP Q5JCX3
A	504	ALA	-	EXPRESSION TAG	UNP Q5JCX3
A	505	ALA	-	EXPRESSION TAG	UNP Q5JCX3
A	506	LEU	-	EXPRESSION TAG	UNP Q5JCX3
A	507	GLU	-	EXPRESSION TAG	UNP Q5JCX3
A	508	HIS	-	EXPRESSION TAG	UNP Q5JCX3
A	509	HIS	-	EXPRESSION TAG	UNP Q5JCX3
A	510	HIS	-	EXPRESSION TAG	UNP Q5JCX3
A	511	HIS	-	EXPRESSION TAG	UNP Q5JCX3
A	512	HIS	-	EXPRESSION TAG	UNP Q5JCX3
A	513	HIS	-	EXPRESSION TAG	UNP Q5JCX3
C	494	GLY	-	EXPRESSION TAG	UNP Q5JCX3
C	495	ASN	-	EXPRESSION TAG	UNP Q5JCX3
C	496	SER	-	EXPRESSION TAG	UNP Q5JCX3
C	497	SER	-	EXPRESSION TAG	UNP Q5JCX3
C	498	SER	-	EXPRESSION TAG	UNP Q5JCX3
C	499	VAL	-	EXPRESSION TAG	UNP Q5JCX3
C	500	ASP	-	EXPRESSION TAG	UNP Q5JCX3
C	501	LYS	-	EXPRESSION TAG	UNP Q5JCX3
C	502	LEU	-	EXPRESSION TAG	UNP Q5JCX3
C	503	ALA	-	EXPRESSION TAG	UNP Q5JCX3
C	504	ALA	-	EXPRESSION TAG	UNP Q5JCX3
C	505	ALA	-	EXPRESSION TAG	UNP Q5JCX3
C	506	LEU	-	EXPRESSION TAG	UNP Q5JCX3
C	507	GLU	-	EXPRESSION TAG	UNP Q5JCX3
C	508	HIS	-	EXPRESSION TAG	UNP Q5JCX3

Continued on next page...

Continued from previous page...

Chain	Residue	Modelled	Actual	Comment	Reference
C	509	HIS	-	EXPRESSION TAG	UNP Q5JCX3
C	510	HIS	-	EXPRESSION TAG	UNP Q5JCX3
C	511	HIS	-	EXPRESSION TAG	UNP Q5JCX3
C	512	HIS	-	EXPRESSION TAG	UNP Q5JCX3
C	513	HIS	-	EXPRESSION TAG	UNP Q5JCX3
D	494	GLY	-	EXPRESSION TAG	UNP Q5JCX3
D	495	ASN	-	EXPRESSION TAG	UNP Q5JCX3
D	496	SER	-	EXPRESSION TAG	UNP Q5JCX3
D	497	SER	-	EXPRESSION TAG	UNP Q5JCX3
D	498	SER	-	EXPRESSION TAG	UNP Q5JCX3
D	499	VAL	-	EXPRESSION TAG	UNP Q5JCX3
D	500	ASP	-	EXPRESSION TAG	UNP Q5JCX3
D	501	LYS	-	EXPRESSION TAG	UNP Q5JCX3
D	502	LEU	-	EXPRESSION TAG	UNP Q5JCX3
D	503	ALA	-	EXPRESSION TAG	UNP Q5JCX3
D	504	ALA	-	EXPRESSION TAG	UNP Q5JCX3
D	505	ALA	-	EXPRESSION TAG	UNP Q5JCX3
D	506	LEU	-	EXPRESSION TAG	UNP Q5JCX3
D	507	GLU	-	EXPRESSION TAG	UNP Q5JCX3
D	508	HIS	-	EXPRESSION TAG	UNP Q5JCX3
D	509	HIS	-	EXPRESSION TAG	UNP Q5JCX3
D	510	HIS	-	EXPRESSION TAG	UNP Q5JCX3
D	511	HIS	-	EXPRESSION TAG	UNP Q5JCX3
D	512	HIS	-	EXPRESSION TAG	UNP Q5JCX3
D	513	HIS	-	EXPRESSION TAG	UNP Q5JCX3
E	494	GLY	-	EXPRESSION TAG	UNP Q5JCX3
E	495	ASN	-	EXPRESSION TAG	UNP Q5JCX3
E	496	SER	-	EXPRESSION TAG	UNP Q5JCX3
E	497	SER	-	EXPRESSION TAG	UNP Q5JCX3
E	498	SER	-	EXPRESSION TAG	UNP Q5JCX3
E	499	VAL	-	EXPRESSION TAG	UNP Q5JCX3
E	500	ASP	-	EXPRESSION TAG	UNP Q5JCX3
E	501	LYS	-	EXPRESSION TAG	UNP Q5JCX3
E	502	LEU	-	EXPRESSION TAG	UNP Q5JCX3
E	503	ALA	-	EXPRESSION TAG	UNP Q5JCX3
E	504	ALA	-	EXPRESSION TAG	UNP Q5JCX3
E	505	ALA	-	EXPRESSION TAG	UNP Q5JCX3
E	506	LEU	-	EXPRESSION TAG	UNP Q5JCX3
E	507	GLU	-	EXPRESSION TAG	UNP Q5JCX3
E	508	HIS	-	EXPRESSION TAG	UNP Q5JCX3
E	509	HIS	-	EXPRESSION TAG	UNP Q5JCX3
E	510	HIS	-	EXPRESSION TAG	UNP Q5JCX3

Continued on next page...

Continued from previous page...

Chain	Residue	Modelled	Actual	Comment	Reference
E	511	HIS	-	EXPRESSION TAG	UNP Q5JCX3
E	512	HIS	-	EXPRESSION TAG	UNP Q5JCX3
E	513	HIS	-	EXPRESSION TAG	UNP Q5JCX3
F	494	GLY	-	EXPRESSION TAG	UNP Q5JCX3
F	495	ASN	-	EXPRESSION TAG	UNP Q5JCX3
F	496	SER	-	EXPRESSION TAG	UNP Q5JCX3
F	497	SER	-	EXPRESSION TAG	UNP Q5JCX3
F	498	SER	-	EXPRESSION TAG	UNP Q5JCX3
F	499	VAL	-	EXPRESSION TAG	UNP Q5JCX3
F	500	ASP	-	EXPRESSION TAG	UNP Q5JCX3
F	501	LYS	-	EXPRESSION TAG	UNP Q5JCX3
F	502	LEU	-	EXPRESSION TAG	UNP Q5JCX3
F	503	ALA	-	EXPRESSION TAG	UNP Q5JCX3
F	504	ALA	-	EXPRESSION TAG	UNP Q5JCX3
F	505	ALA	-	EXPRESSION TAG	UNP Q5JCX3
F	506	LEU	-	EXPRESSION TAG	UNP Q5JCX3
F	507	GLU	-	EXPRESSION TAG	UNP Q5JCX3
F	508	HIS	-	EXPRESSION TAG	UNP Q5JCX3
F	509	HIS	-	EXPRESSION TAG	UNP Q5JCX3
F	510	HIS	-	EXPRESSION TAG	UNP Q5JCX3
F	511	HIS	-	EXPRESSION TAG	UNP Q5JCX3
F	512	HIS	-	EXPRESSION TAG	UNP Q5JCX3
F	513	HIS	-	EXPRESSION TAG	UNP Q5JCX3
G	494	GLY	-	EXPRESSION TAG	UNP Q5JCX3
G	495	ASN	-	EXPRESSION TAG	UNP Q5JCX3
G	496	SER	-	EXPRESSION TAG	UNP Q5JCX3
G	497	SER	-	EXPRESSION TAG	UNP Q5JCX3
G	498	SER	-	EXPRESSION TAG	UNP Q5JCX3
G	499	VAL	-	EXPRESSION TAG	UNP Q5JCX3
G	500	ASP	-	EXPRESSION TAG	UNP Q5JCX3
G	501	LYS	-	EXPRESSION TAG	UNP Q5JCX3
G	502	LEU	-	EXPRESSION TAG	UNP Q5JCX3
G	503	ALA	-	EXPRESSION TAG	UNP Q5JCX3
G	504	ALA	-	EXPRESSION TAG	UNP Q5JCX3
G	505	ALA	-	EXPRESSION TAG	UNP Q5JCX3
G	506	LEU	-	EXPRESSION TAG	UNP Q5JCX3
G	507	GLU	-	EXPRESSION TAG	UNP Q5JCX3
G	508	HIS	-	EXPRESSION TAG	UNP Q5JCX3
G	509	HIS	-	EXPRESSION TAG	UNP Q5JCX3
G	510	HIS	-	EXPRESSION TAG	UNP Q5JCX3
G	511	HIS	-	EXPRESSION TAG	UNP Q5JCX3
G	512	HIS	-	EXPRESSION TAG	UNP Q5JCX3

Continued on next page...

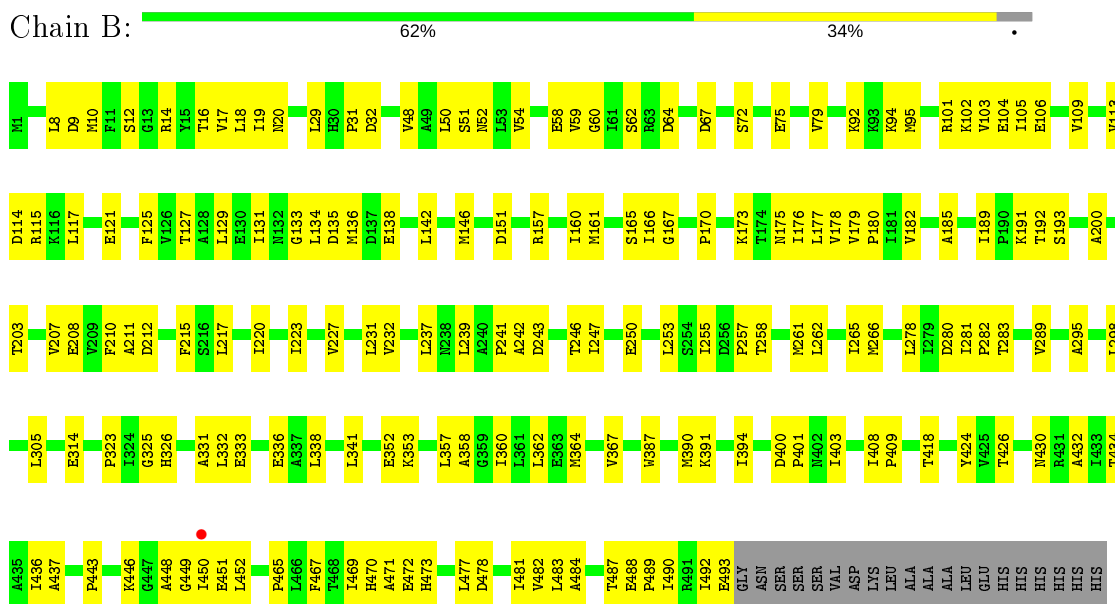
Continued from previous page...

Chain	Residue	Modelled	Actual	Comment	Reference
G	513	HIS	-	EXPRESSION TAG	UNP Q5JCX3
H	494	GLY	-	EXPRESSION TAG	UNP Q5JCX3
H	495	ASN	-	EXPRESSION TAG	UNP Q5JCX3
H	496	SER	-	EXPRESSION TAG	UNP Q5JCX3
H	497	SER	-	EXPRESSION TAG	UNP Q5JCX3
H	498	SER	-	EXPRESSION TAG	UNP Q5JCX3
H	499	VAL	-	EXPRESSION TAG	UNP Q5JCX3
H	500	ASP	-	EXPRESSION TAG	UNP Q5JCX3
H	501	LYS	-	EXPRESSION TAG	UNP Q5JCX3
H	502	LEU	-	EXPRESSION TAG	UNP Q5JCX3
H	503	ALA	-	EXPRESSION TAG	UNP Q5JCX3
H	504	ALA	-	EXPRESSION TAG	UNP Q5JCX3
H	505	ALA	-	EXPRESSION TAG	UNP Q5JCX3
H	506	LEU	-	EXPRESSION TAG	UNP Q5JCX3
H	507	GLU	-	EXPRESSION TAG	UNP Q5JCX3
H	508	HIS	-	EXPRESSION TAG	UNP Q5JCX3
H	509	HIS	-	EXPRESSION TAG	UNP Q5JCX3
H	510	HIS	-	EXPRESSION TAG	UNP Q5JCX3
H	511	HIS	-	EXPRESSION TAG	UNP Q5JCX3
H	512	HIS	-	EXPRESSION TAG	UNP Q5JCX3
H	513	HIS	-	EXPRESSION TAG	UNP Q5JCX3

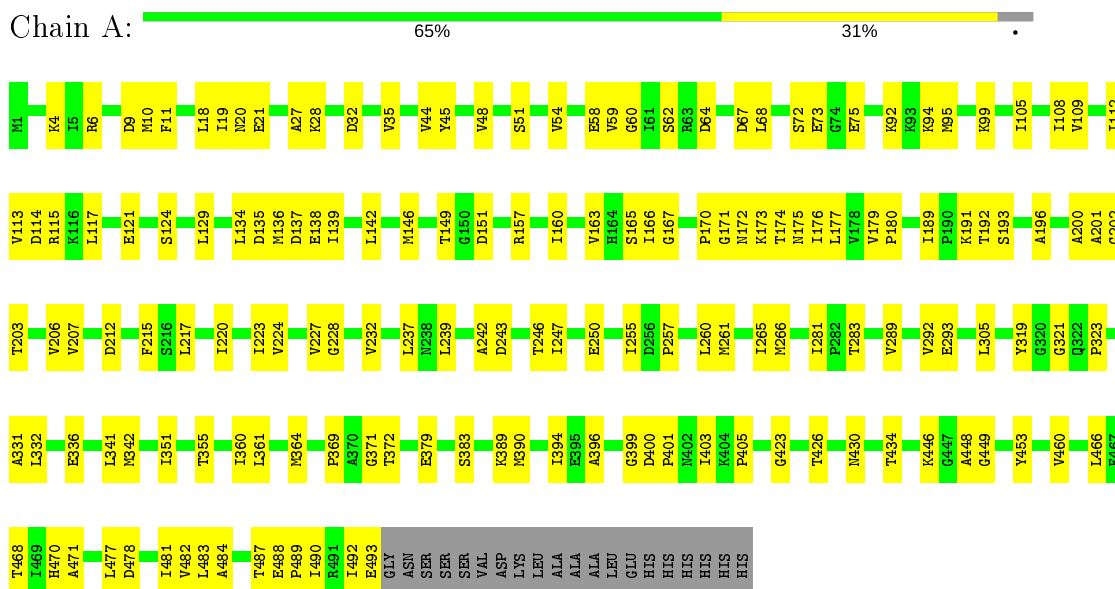
3 Residue-property plots

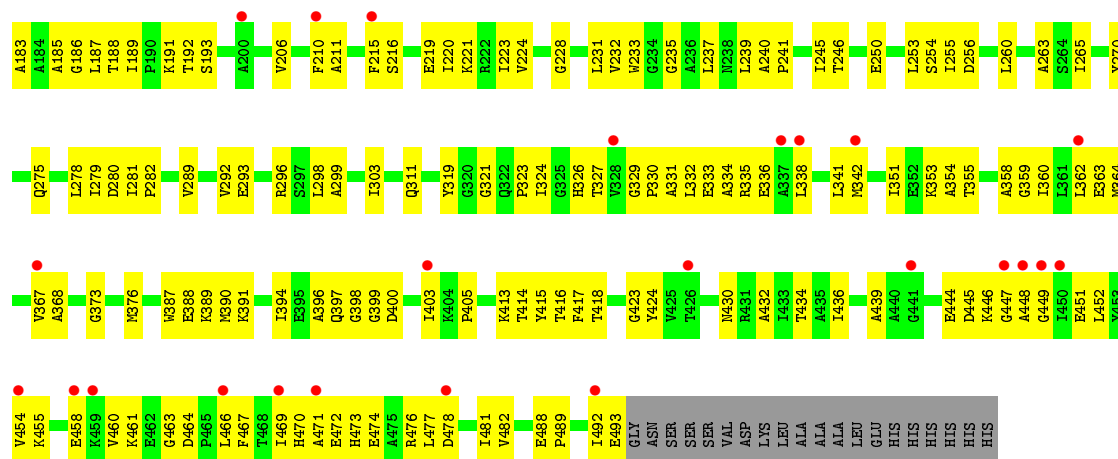
These plots are drawn for all protein, RNA and DNA chains in the entry. The first graphic for a chain summarises the proportions of the various outlier classes displayed in the second graphic. The second graphic shows the sequence view annotated by issues in geometry and electron density. Residues are color-coded according to the number of geometric quality criteria for which they contain at least one outlier: green = 0, yellow = 1, orange = 2 and red = 3 or more. A red dot above a residue indicates a poor fit to the electron density ($RSRZ > 2$). Stretches of 2 or more consecutive residues without any outlier are shown as a green connector. Residues present in the sample, but not in the model, are shown in grey.

- Molecule 1: Putative thymidine phosphorylase

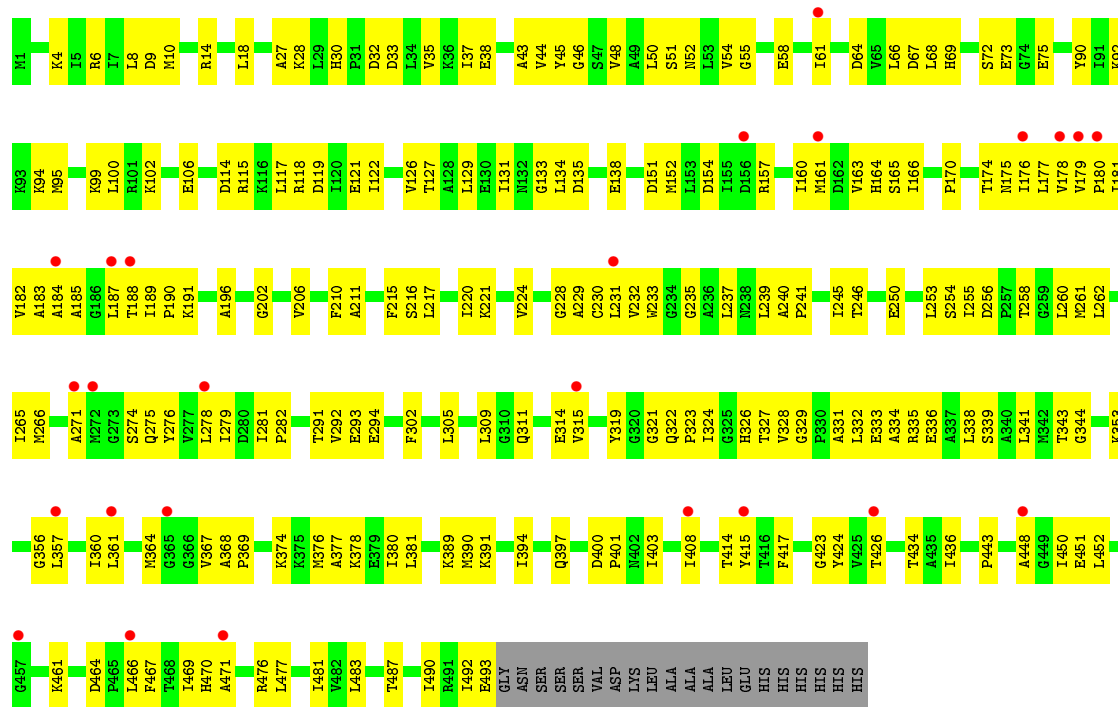


- Molecule 1: Putative thymidine phosphorylase





● Molecule 1: Putative thymidine phosphorylase



4 Data and refinement statistics

Property	Value	Source
Space group	C 1 2 1	Depositor
Cell constants a, b, c, α , β , γ	124.33Å 249.48Å 162.37Å 90.00° 110.44° 90.00°	Depositor
Resolution (Å)	50.00 – 3.25 48.99 – 3.24	Depositor EDS
% Data completeness (in resolution range)	(Not available) (50.00-3.25) 99.3 (48.99-3.24)	Depositor EDS
R_{merge}	(Not available)	Depositor
R_{sym}	(Not available)	Depositor
$\langle I/\sigma(I) \rangle$ ¹	1.94 (at 3.25Å)	Xtrriage
Refinement program	CNS 1.2	Depositor
R, R_{free}	0.261 , 0.289 0.261 , 0.289	Depositor DCC
R_{free} test set	3679 reflections (5.04%)	wwPDB-VP
Wilson B-factor (Å ²)	65.6	Xtrriage
Anisotropy	0.204	Xtrriage
Bulk solvent k_{sol} (e/Å ³), B_{sol} (Å ²)	0.34 , 51.8	EDS
L-test for twinning ²	$\langle L \rangle = 0.48$, $\langle L^2 \rangle = 0.31$	Xtrriage
Estimated twinning fraction	0.055 for h,-k,-h-l	Xtrriage
F_o, F_c correlation	0.86	EDS
Total number of atoms	26752	wwPDB-VP
Average B, all atoms (Å ²)	59.0	wwPDB-VP

Xtrriage's analysis on translational NCS is as follows: *The largest off-origin peak in the Patterson function is 6.21% of the height of the origin peak. No significant pseudotranslation is detected.*

¹Intensities estimated from amplitudes.

²Theoretical values of $\langle |L| \rangle$, $\langle L^2 \rangle$ for acentric reflections are 0.5, 0.333 respectively for untwinned datasets, and 0.375, 0.2 for perfectly twinned datasets.

5 Model quality [i](#)

5.1 Standard geometry [i](#)

The Z score for a bond length (or angle) is the number of standard deviations the observed value is removed from the expected value. A bond length (or angle) with $|Z| > 5$ is considered an outlier worth inspection. RMSZ is the root-mean-square of all Z scores of the bond lengths (or angles).

Mol	Chain	Bond lengths		Bond angles	
		RMSZ	# Z >5	RMSZ	# Z >5
1	A	0.52	0/3391	0.61	0/4637
1	B	0.47	0/3391	0.60	0/4637
1	C	0.50	0/3391	0.61	0/4637
1	D	0.49	0/3391	0.61	0/4637
1	E	0.48	0/3391	0.61	0/4637
1	F	0.50	0/3391	0.62	1/4637 (0.0%)
1	G	0.43	0/3391	0.60	0/4637
1	H	0.43	0/3391	0.59	0/4637
All	All	0.48	0/27128	0.61	1/37096 (0.0%)

There are no bond length outliers.

All (1) bond angle outliers are listed below:

Mol	Chain	Res	Type	Atoms	Z	Observed(°)	Ideal(°)
1	F	67	ASP	CB-CG-OD2	5.18	122.97	118.30

There are no chirality outliers.

There are no planarity outliers.

5.2 Too-close contacts [i](#)

In the following table, the Non-H and H(model) columns list the number of non-hydrogen atoms and hydrogen atoms in the chain respectively. The H(added) column lists the number of hydrogen atoms added and optimized by MolProbity. The Clashes column lists the number of clashes within the asymmetric unit, whereas Symm-Clashes lists symmetry related clashes.

Mol	Chain	Non-H	H(model)	H(added)	Clashes	Symm-Clashes
1	A	3344	0	3133	158	0
1	B	3344	0	3133	180	0
1	C	3344	0	3133	233	0
1	D	3344	0	3133	234	0

Continued on next page...

Continued from previous page...

Mol	Chain	Non-H	H(model)	H(added)	Clashes	Symm-Clashes
1	E	3344	0	3133	230	0
1	F	3344	0	3133	191	0
1	G	3344	0	3133	337	0
1	H	3344	0	3133	301	0
All	All	26752	0	25064	1837	0

The all-atom clashscore is defined as the number of clashes found per 1000 atoms (including hydrogen atoms). The all-atom clashscore for this structure is 35.

All (1837) close contacts within the same asymmetric unit are listed below, sorted by their clash magnitude.

Atom-1	Atom-2	Interatomic distance (Å)	Clash overlap (Å)
1:G:237:LEU:CD1	1:G:239:LEU:HG	1.42	1.46
1:H:237:LEU:HD13	1:H:239:LEU:CG	1.57	1.32
1:B:237:LEU:CD1	1:B:239:LEU:HG	1.61	1.31
1:H:237:LEU:CD1	1:H:239:LEU:HG	1.64	1.28
1:G:415:TYR:CE2	1:G:417:PHE:CZ	2.22	1.26
1:F:400:ASP:O	1:F:403:ILE:HG23	1.34	1.25
1:H:99:LYS:HE3	1:H:135:ASP:OD2	1.36	1.24
1:B:243:ASP:O	1:B:247:ILE:HG13	1.33	1.23
1:F:436:ILE:HD11	1:F:484:ALA:CA	1.70	1.22
1:G:415:TYR:HE2	1:G:417:PHE:CZ	1.57	1.22
1:G:250:GLU:OE2	1:G:260:LEU:HD23	1.39	1.22
1:D:169:VAL:HG11	1:D:324:ILE:CD1	1.70	1.22
1:D:329:GLY:O	1:D:333:GLU:HG3	1.38	1.22
1:G:415:TYR:HE2	1:G:417:PHE:CE1	1.57	1.21
1:H:8:LEU:HD11	1:H:18:LEU:CD1	1.69	1.21
1:G:8:LEU:CD1	1:G:18:LEU:HD12	1.70	1.20
1:H:8:LEU:CD1	1:H:18:LEU:HD12	1.71	1.20
1:F:246:THR:HG21	1:F:260:LEU:HD21	1.20	1.20
1:H:237:LEU:CD1	1:H:239:LEU:CG	2.20	1.19
1:F:436:ILE:HD13	1:F:484:ALA:CB	1.72	1.18
1:C:219:GLU:O	1:C:223:ILE:HG13	1.44	1.17
1:F:436:ILE:CD1	1:F:484:ALA:CB	2.23	1.16
1:H:237:LEU:HD11	1:H:239:LEU:HD12	1.27	1.16
1:D:180:PRO:HG3	1:D:390:MET:HE2	1.26	1.15
1:F:135:ASP:OD1	1:F:138:GLU:HG3	1.44	1.15
1:F:436:ILE:CD1	1:F:484:ALA:HB2	1.75	1.15
1:D:8:LEU:CD1	1:D:18:LEU:HD12	1.77	1.14
1:F:329:GLY:O	1:F:333:GLU:HG3	1.45	1.14
1:D:237:LEU:HD11	1:D:239:LEU:HD12	1.29	1.14

Continued on next page...

Continued from previous page...

Atom-1	Atom-2	Interatomic distance (Å)	Clash overlap (Å)
1:A:175:ASN:HD22	1:A:191:LYS:HE2	1.06	1.13
1:C:180:PRO:HG3	1:C:390:MET:HE2	1.13	1.13
1:C:180:PRO:HG3	1:C:390:MET:CE	1.78	1.13
1:H:329:GLY:O	1:H:333:GLU:HG3	1.49	1.12
1:D:8:LEU:HD11	1:D:18:LEU:HD12	1.22	1.12
1:G:216:SER:O	1:G:220:ILE:HG12	1.50	1.12
1:A:400:ASP:O	1:A:403:ILE:HG23	1.46	1.12
1:C:203:THR:O	1:C:207:VAL:HG23	1.50	1.11
1:D:424:TYR:O	1:D:492:ILE:HG23	1.48	1.11
1:H:166:ILE:CD1	1:H:281:ILE:HG23	1.80	1.11
1:F:237:LEU:HD13	1:F:239:LEU:HG	1.14	1.11
1:D:237:LEU:HD13	1:D:239:LEU:HG	1.20	1.10
1:H:8:LEU:CD1	1:H:18:LEU:CD1	2.28	1.09
1:G:8:LEU:HD11	1:G:18:LEU:HD12	1.20	1.09
1:C:8:LEU:HD11	1:C:18:LEU:HD22	1.31	1.09
1:G:215:PHE:C	1:G:220:ILE:HD11	1.73	1.09
1:H:161:MET:SD	1:H:276:TYR:HB2	1.91	1.09
1:D:113:VAL:HG21	1:D:149:THR:HG21	1.10	1.08
1:G:368:ALA:HB2	1:G:376:MET:CE	1.83	1.08
1:D:432:ALA:HB1	1:D:487:THR:HG21	1.35	1.08
1:H:166:ILE:HD13	1:H:281:ILE:HG23	1.34	1.07
1:A:243:ASP:O	1:A:247:ILE:HG13	1.51	1.07
1:G:237:LEU:CD1	1:G:239:LEU:CG	2.32	1.07
1:A:113:VAL:HG21	1:A:149:THR:CG2	1.84	1.07
1:E:8:LEU:HD11	1:E:18:LEU:HD12	1.35	1.06
1:G:415:TYR:CE2	1:G:417:PHE:CE1	2.38	1.06
1:H:466:LEU:HD13	1:H:490:ILE:HG21	1.35	1.06
1:C:237:LEU:HD13	1:C:239:LEU:HG	1.36	1.05
1:D:180:PRO:HG3	1:D:390:MET:CE	1.85	1.05
1:C:164:HIS:CE1	1:C:265:ILE:HD13	1.91	1.05
1:C:237:LEU:HD11	1:C:239:LEU:HD12	1.35	1.05
1:H:424:TYR:O	1:H:492:ILE:HG23	1.56	1.05
1:B:237:LEU:CD1	1:B:239:LEU:CG	2.35	1.05
1:G:237:LEU:HD13	1:G:239:LEU:CG	1.86	1.05
1:A:237:LEU:CD1	1:A:239:LEU:HG	1.87	1.05
1:B:436:ILE:HD11	1:B:484:ALA:HA	1.34	1.05
1:D:135:ASP:HB3	1:D:138:GLU:HG3	1.37	1.04
1:G:135:ASP:OD1	1:G:138:GLU:HG3	1.56	1.04
1:E:237:LEU:HD13	1:E:239:LEU:HG	1.37	1.04
1:B:432:ALA:HB1	1:B:487:THR:HG21	1.40	1.04
1:G:174:THR:O	1:G:178:VAL:HG23	1.56	1.04

Continued on next page...

Continued from previous page...

Atom-1	Atom-2	Interatomic distance (Å)	Clash overlap (Å)
1:H:324:ILE:HD11	1:H:353:LYS:HD3	1.38	1.03
1:D:9:ASP:O	1:H:51:SER:HB2	1.57	1.03
1:C:180:PRO:CG	1:C:390:MET:CE	2.35	1.03
1:G:8:LEU:CD1	1:G:18:LEU:CD1	2.36	1.03
1:B:360:ILE:O	1:B:364:MET:HG3	1.57	1.03
1:G:452:LEU:HD23	1:G:467:PHE:CB	1.88	1.03
1:H:237:LEU:CD1	1:H:239:LEU:CD1	2.36	1.03
1:G:473:HIS:HB2	1:G:476:ARG:HB2	1.41	1.02
1:H:279:ILE:HB	1:H:315:VAL:HG22	1.40	1.02
1:D:237:LEU:HD13	1:D:239:LEU:CG	1.89	1.02
1:D:44:VAL:HG22	1:D:69:HIS:CE1	1.94	1.02
1:A:237:LEU:HD13	1:A:239:LEU:HG	1.04	1.01
1:C:339:SER:O	1:C:343:THR:HG23	1.59	1.01
1:E:246:THR:HG21	1:E:260:LEU:HD21	1.41	1.01
1:G:8:LEU:HD13	1:G:18:LEU:CD1	1.91	1.01
1:D:432:ALA:HB1	1:D:487:THR:CG2	1.88	1.01
1:D:169:VAL:HG11	1:D:324:ILE:HD11	1.38	1.01
1:E:180:PRO:HG3	1:E:390:MET:HE2	1.41	1.01
1:F:237:LEU:CD1	1:F:239:LEU:HG	1.89	1.01
1:A:113:VAL:CG2	1:A:149:THR:HG21	1.90	1.00
1:D:191:LYS:HE3	1:D:193:SER:OG	1.59	1.00
1:B:436:ILE:HD13	1:B:484:ALA:HB2	1.39	1.00
1:B:157:ARG:O	1:B:160:ILE:HD11	1.62	1.00
1:B:237:LEU:HD13	1:B:239:LEU:CG	1.92	1.00
1:C:180:PRO:CG	1:C:390:MET:HE2	1.89	1.00
1:C:134:LEU:HD22	1:C:138:GLU:HB3	1.42	0.99
1:F:436:ILE:CD1	1:F:484:ALA:CA	2.41	0.99
1:D:169:VAL:CG1	1:D:324:ILE:CD1	2.40	0.99
1:G:368:ALA:HB2	1:G:376:MET:HE1	1.45	0.99
1:H:117:LEU:HD22	1:H:121:GLU:HB3	1.45	0.98
1:E:192:THR:OG1	1:E:272:MET:HE1	1.63	0.98
1:H:179:VAL:HG21	1:H:231:LEU:HD21	1.45	0.98
1:A:113:VAL:HG21	1:A:149:THR:HG21	1.00	0.98
1:F:436:ILE:CD1	1:F:484:ALA:HA	1.91	0.98
1:A:342:MET:HE1	1:A:405:PRO:HD2	1.46	0.97
1:G:219:GLU:O	1:G:223:ILE:HG13	1.65	0.97
1:F:326:HIS:HB3	1:F:452:LEU:O	1.65	0.97
1:F:436:ILE:HD11	1:F:484:ALA:HA	0.99	0.97
1:H:266:MET:HG3	1:H:305:LEU:HD23	1.42	0.97
1:A:237:LEU:HD13	1:A:239:LEU:CG	1.92	0.96
1:B:432:ALA:HB1	1:B:487:THR:CG2	1.95	0.96

Continued on next page...

Continued from previous page...

Atom-1	Atom-2	Interatomic distance (Å)	Clash overlap (Å)
1:H:183:ALA:HB1	1:H:389:LYS:CE	1.95	0.96
1:B:436:ILE:CD1	1:B:484:ALA:HA	1.95	0.96
1:H:220:ILE:O	1:H:224:VAL:HG23	1.64	0.96
1:H:237:LEU:CD1	1:H:239:LEU:HD12	1.94	0.96
1:A:157:ARG:O	1:A:160:ILE:HD11	1.65	0.95
1:C:237:LEU:CD1	1:C:239:LEU:HG	1.94	0.95
1:D:414:THR:HG22	1:D:470:HIS:HA	1.46	0.95
1:G:113:VAL:HG21	1:G:149:THR:HG21	1.46	0.95
1:B:436:ILE:HD13	1:B:484:ALA:CB	1.96	0.95
1:D:237:LEU:CD1	1:D:239:LEU:HD12	1.96	0.95
1:G:452:LEU:CD2	1:G:467:PHE:HB3	1.96	0.95
1:B:237:LEU:HD13	1:B:239:LEU:HG	0.97	0.95
1:C:237:LEU:CD1	1:C:239:LEU:CG	2.46	0.94
1:G:99:LYS:HZ1	1:G:137:ASP:HB2	1.33	0.94
1:G:215:PHE:O	1:G:220:ILE:HD11	1.67	0.94
1:E:192:THR:CG2	1:E:272:MET:HE1	1.97	0.93
1:F:436:ILE:HD13	1:F:484:ALA:HB2	0.93	0.93
1:H:237:LEU:HD11	1:H:239:LEU:CD1	1.97	0.93
1:G:246:THR:HG21	1:G:260:LEU:HD21	1.52	0.92
1:H:179:VAL:HB	1:H:180:PRO:HD3	1.51	0.92
1:C:246:THR:HG21	1:C:260:LEU:HD21	1.51	0.92
1:F:151:ASP:O	1:F:239:LEU:HD23	1.68	0.92
1:B:469:ILE:HG22	1:B:477:LEU:CD1	1.99	0.92
1:C:212:ASP:O	1:C:215:PHE:HE2	1.52	0.92
1:E:117:LEU:HD22	1:E:121:GLU:HB3	1.47	0.91
1:C:8:LEU:CD1	1:C:18:LEU:HD22	2.00	0.91
1:G:237:LEU:HD13	1:G:239:LEU:HG	0.91	0.91
1:G:329:GLY:O	1:G:333:GLU:HG3	1.71	0.91
1:D:237:LEU:CD1	1:D:239:LEU:CG	2.49	0.91
1:E:189:ILE:HG23	1:E:189:ILE:O	1.69	0.91
1:G:179:VAL:HB	1:G:180:PRO:HD3	1.52	0.91
1:H:237:LEU:HD13	1:H:239:LEU:CD1	1.97	0.91
1:G:237:LEU:HD11	1:G:239:LEU:HG	1.49	0.90
1:C:233:TRP:CD1	1:C:235:GLY:N	2.38	0.90
1:A:175:ASN:ND2	1:A:191:LYS:HE2	1.86	0.90
1:F:180:PRO:HG2	1:F:390:MET:CE	2.01	0.90
1:G:187:LEU:HD21	1:G:367:VAL:HG23	1.52	0.90
1:G:452:LEU:HD23	1:G:467:PHE:HB2	1.52	0.90
1:G:35:VAL:CG1	1:G:48:VAL:HG23	2.02	0.90
1:A:175:ASN:HD22	1:A:191:LYS:CE	1.85	0.89
1:C:20:ASN:HD22	1:C:23:ASP:H	1.21	0.89

Continued on next page...

Continued from previous page...

Atom-1	Atom-2	Interatomic distance (Å)	Clash overlap (Å)
1:D:191:LYS:HE3	1:D:193:SER:HG	1.36	0.89
1:G:452:LEU:HD23	1:G:467:PHE:HB3	1.54	0.89
1:E:342:MET:HE2	1:E:405:PRO:HG2	1.55	0.89
1:G:415:TYR:CE2	1:G:417:PHE:CE2	2.61	0.89
1:G:8:LEU:HD13	1:G:18:LEU:HD11	1.55	0.89
1:A:399:GLY:O	1:A:401:PRO:HD3	1.72	0.89
1:C:117:LEU:HD22	1:C:121:GLU:CB	2.03	0.89
1:C:237:LEU:HD11	1:C:239:LEU:CD1	2.02	0.89
1:B:478:ASP:O	1:B:482:VAL:HG23	1.72	0.89
1:D:237:LEU:CD1	1:D:239:LEU:HG	2.02	0.89
1:C:488:GLU:HA	1:C:488:GLU:OE1	1.70	0.88
1:H:152:MET:HE3	1:H:271:ALA:HA	1.55	0.88
1:H:183:ALA:HB1	1:H:389:LYS:HE3	1.55	0.88
1:D:9:ASP:OD2	1:H:52:ASN:CB	2.22	0.88
1:D:8:LEU:CD1	1:D:18:LEU:CD1	2.52	0.87
1:H:152:MET:CE	1:H:271:ALA:HA	2.03	0.87
1:A:117:LEU:HD22	1:A:121:GLU:HB3	1.55	0.87
1:C:360:ILE:O	1:C:364:MET:HG3	1.74	0.87
1:G:35:VAL:HG11	1:G:48:VAL:CG2	2.03	0.87
1:E:179:VAL:HB	1:E:180:PRO:HD3	1.56	0.87
1:D:9:ASP:O	1:H:51:SER:CB	2.22	0.87
1:H:237:LEU:HD13	1:H:239:LEU:HG	0.88	0.87
1:A:261:MET:O	1:A:265:ILE:HG13	1.73	0.87
1:B:142:LEU:O	1:B:146:MET:HG3	1.74	0.87
1:G:177:LEU:O	1:G:181:ILE:HD12	1.74	0.87
1:C:212:ASP:O	1:C:215:PHE:CE2	2.27	0.87
1:E:180:PRO:HG3	1:E:390:MET:CE	2.04	0.87
1:E:8:LEU:O	1:E:63:ARG:HG2	1.74	0.87
1:H:117:LEU:HD22	1:H:121:GLU:CB	2.05	0.87
1:D:44:VAL:CG2	1:D:69:HIS:CE1	2.58	0.86
1:G:177:LEU:O	1:G:181:ILE:CD1	2.23	0.86
1:G:166:ILE:CD1	1:G:281:ILE:HG23	2.06	0.86
1:D:237:LEU:HD11	1:D:239:LEU:CD1	2.06	0.85
1:F:246:THR:CG2	1:F:260:LEU:HD21	2.04	0.85
1:H:180:PRO:HG3	1:H:390:MET:CE	2.07	0.85
1:D:237:LEU:CD1	1:D:239:LEU:CD1	2.54	0.85
1:G:179:VAL:HB	1:G:180:PRO:CD	2.04	0.85
1:G:368:ALA:HB2	1:G:376:MET:HE3	1.57	0.85
1:A:18:LEU:HD23	1:A:51:SER:OG	1.77	0.85
1:E:214:SER:O	1:E:215:PHE:CD1	2.29	0.84
1:E:176:ILE:O	1:E:180:PRO:HD2	1.77	0.84

Continued on next page...

Continued from previous page...

Atom-1	Atom-2	Interatomic distance (Å)	Clash overlap (Å)
1:G:424:TYR:O	1:G:492:ILE:HG23	1.76	0.84
1:G:452:LEU:CD2	1:G:467:PHE:CB	2.53	0.84
1:B:178:VAL:O	1:B:182:VAL:HG23	1.77	0.84
1:D:113:VAL:HG21	1:D:149:THR:CG2	2.03	0.84
1:E:326:HIS:HB3	1:E:452:LEU:O	1.76	0.84
1:H:127:THR:O	1:H:131:ILE:HG13	1.76	0.84
1:C:142:LEU:O	1:C:146:MET:HG3	1.78	0.84
1:E:18:LEU:HD23	1:E:49:ALA:HB3	1.60	0.84
1:F:360:ILE:O	1:F:364:MET:HG3	1.76	0.84
1:G:8:LEU:HD11	1:G:18:LEU:CD1	2.04	0.84
1:F:400:ASP:O	1:F:403:ILE:CG2	2.21	0.83
1:B:261:MET:O	1:B:265:ILE:HG13	1.79	0.83
1:G:332:LEU:HD12	1:G:449:GLY:HA3	1.59	0.83
1:B:281:ILE:HD13	1:B:298:LEU:HD23	1.59	0.83
1:E:192:THR:HG21	1:E:272:MET:CE	2.08	0.83
1:H:319:TYR:CZ	1:H:321:GLY:HA3	2.13	0.83
1:H:8:LEU:CD1	1:H:18:LEU:HD11	2.09	0.83
1:H:466:LEU:HD13	1:H:490:ILE:CG2	2.07	0.83
1:E:400:ASP:O	1:E:403:ILE:HG23	1.77	0.83
1:G:166:ILE:HD13	1:G:281:ILE:HG23	1.57	0.83
1:E:37:ILE:HG12	1:E:79:VAL:HG22	1.58	0.83
1:F:8:LEU:CD1	1:F:18:LEU:HD13	2.09	0.83
1:H:415:TYR:HE2	1:H:417:PHE:CZ	1.97	0.83
1:B:237:LEU:HD11	1:B:239:LEU:CG	2.07	0.82
1:C:117:LEU:HD22	1:C:121:GLU:HB3	1.59	0.82
1:G:341:LEU:HD13	1:G:390:MET:HG2	1.59	0.82
1:B:170:PRO:CG	1:B:430:ASN:HB3	2.08	0.82
1:G:170:PRO:HD2	1:G:430:ASN:OD1	1.80	0.82
1:E:114:ASP:O	1:E:115:ARG:HB2	1.77	0.82
1:H:180:PRO:HG3	1:H:390:MET:HE1	1.61	0.82
1:G:400:ASP:HB3	1:G:403:ILE:HG23	1.61	0.82
1:H:35:VAL:CG1	1:H:48:VAL:HG21	2.10	0.82
1:B:173:LYS:HE3	1:B:333:GLU:HG2	1.61	0.82
1:D:415:TYR:CD2	1:D:481:ILE:HD13	2.14	0.82
1:G:250:GLU:OE2	1:G:260:LEU:CD2	2.24	0.82
1:B:469:ILE:CG2	1:B:477:LEU:CD1	2.57	0.82
1:G:192:THR:HA	1:G:232:VAL:O	1.79	0.81
1:A:448:ALA:HA	1:A:470:HIS:O	1.80	0.81
1:D:424:TYR:O	1:D:492:ILE:CG2	2.28	0.81
1:H:266:MET:HG3	1:H:305:LEU:CD2	2.11	0.81
1:B:469:ILE:CG2	1:B:477:LEU:HD12	2.11	0.81

Continued on next page...

Continued from previous page...

Atom-1	Atom-2	Interatomic distance (Å)	Clash overlap (Å)
1:D:200:ALA:O	1:D:443:PRO:HB3	1.80	0.81
1:D:59:VAL:HG11	1:D:79:VAL:HG21	1.63	0.81
1:A:400:ASP:HB2	1:A:403:ILE:HG22	1.63	0.81
1:C:20:ASN:ND2	1:C:22:GLU:H	1.78	0.81
1:E:445:ASP:HB3	1:E:472:GLU:OE1	1.79	0.81
1:D:414:THR:HG21	1:D:470:HIS:ND1	1.95	0.81
1:E:90:TYR:CD1	1:E:104:GLU:HG2	2.16	0.81
1:E:154:ASP:O	1:E:221:LYS:HD2	1.81	0.81
1:E:180:PRO:CG	1:E:390:MET:CE	2.57	0.81
1:G:166:ILE:HD12	1:G:289:VAL:HG23	1.63	0.81
1:E:400:ASP:HB3	1:E:403:ILE:CG2	2.11	0.80
1:G:211:ALA:HB1	1:G:397:GLN:CB	2.11	0.80
1:A:117:LEU:HD22	1:A:121:GLU:CB	2.10	0.80
1:D:278:LEU:HD12	1:D:314:GLU:O	1.81	0.80
1:E:117:LEU:HD23	1:E:121:GLU:HG2	1.63	0.80
1:C:237:LEU:CD1	1:C:239:LEU:HD12	2.11	0.80
1:D:203:THR:O	1:D:207:VAL:HG23	1.81	0.80
1:F:323:PRO:HD3	1:F:430:ASN:OD1	1.82	0.80
1:G:35:VAL:HG13	1:G:48:VAL:HG23	1.63	0.80
1:A:242:ALA:O	1:A:246:THR:HG23	1.79	0.80
1:H:356:GLY:O	1:H:360:ILE:HG13	1.81	0.80
1:H:414:THR:CG2	1:H:470:HIS:ND1	2.44	0.80
1:H:179:VAL:HB	1:H:180:PRO:CD	2.12	0.80
1:E:380:ILE:HG22	1:E:386:ALA:HB2	1.63	0.80
1:H:326:HIS:HB3	1:H:452:LEU:O	1.80	0.80
1:D:9:ASP:O	1:H:51:SER:CA	2.30	0.80
1:C:180:PRO:HG2	1:C:390:MET:CE	2.10	0.80
1:E:8:LEU:HD11	1:E:18:LEU:CD1	2.12	0.80
1:F:18:LEU:HD23	1:F:51:SER:OG	1.81	0.80
1:F:101:ARG:CG	1:F:104:GLU:OE1	2.30	0.80
1:A:237:LEU:CD1	1:A:239:LEU:CG	2.57	0.79
1:B:157:ARG:O	1:B:160:ILE:CD1	2.30	0.79
1:H:415:TYR:CE2	1:H:417:PHE:CE2	2.71	0.79
1:E:29:LEU:HD21	1:E:81:PRO:HG3	1.62	0.79
1:F:151:ASP:O	1:F:239:LEU:CD2	2.29	0.79
1:F:237:LEU:HD13	1:F:239:LEU:CG	2.05	0.79
1:G:216:SER:C	1:G:220:ILE:HG12	2.03	0.79
1:C:233:TRP:NE1	1:C:235:GLY:N	2.30	0.79
1:C:164:HIS:HE1	1:C:265:ILE:HD13	1.46	0.79
1:G:415:TYR:CD2	1:G:417:PHE:CE2	2.70	0.79
1:H:35:VAL:CG1	1:H:48:VAL:CG2	2.61	0.79

Continued on next page...

Continued from previous page...

Atom-1	Atom-2	Interatomic distance (Å)	Clash overlap (Å)
1:H:415:TYR:CE2	1:H:417:PHE:CZ	2.69	0.79
1:H:8:LEU:HD11	1:H:18:LEU:HD12	0.86	0.79
1:B:250:GLU:OE1	1:B:257:PRO:HD2	1.83	0.79
1:D:135:ASP:HB3	1:D:138:GLU:CG	2.12	0.79
1:D:176:ILE:O	1:D:180:PRO:HD2	1.82	0.79
1:D:169:VAL:CG1	1:D:324:ILE:HD13	2.10	0.79
1:G:183:ALA:HB1	1:G:389:LYS:HE3	1.64	0.79
1:G:331:ALA:O	1:G:335:ARG:HG3	1.82	0.79
1:B:170:PRO:HG2	1:B:430:ASN:CB	2.13	0.79
1:B:151:ASP:O	1:B:239:LEU:HD23	1.83	0.79
1:E:117:LEU:HD22	1:E:121:GLU:CB	2.13	0.79
1:E:319:TYR:CZ	1:E:321:GLY:HA3	2.17	0.79
1:F:243:ASP:O	1:F:247:ILE:HG13	1.83	0.79
1:F:101:ARG:CB	1:F:104:GLU:OE1	2.30	0.79
1:G:477:LEU:O	1:G:477:LEU:HD12	1.82	0.79
1:D:432:ALA:CB	1:D:487:THR:CG2	2.62	0.78
1:D:424:TYR:C	1:D:492:ILE:HG23	2.01	0.78
1:G:216:SER:O	1:G:220:ILE:CG1	2.30	0.78
1:G:351:ILE:O	1:G:355:THR:HG23	1.83	0.78
1:H:436:ILE:HG21	1:H:469:ILE:HD11	1.64	0.78
1:A:157:ARG:O	1:A:160:ILE:CD1	2.31	0.78
1:E:237:LEU:CD1	1:E:239:LEU:HG	2.13	0.78
1:H:183:ALA:HB1	1:H:389:LYS:HE2	1.64	0.78
1:E:8:LEU:CD1	1:E:18:LEU:HD12	2.12	0.78
1:E:117:LEU:CD2	1:E:121:GLU:HG2	2.14	0.78
1:H:414:THR:HG21	1:H:470:HIS:ND1	1.98	0.78
1:D:227:VAL:O	1:D:389:LYS:HE3	1.83	0.78
1:E:4:LYS:HA	1:E:75:GLU:O	1.84	0.78
1:F:118:ARG:O	1:F:122:ILE:HG13	1.82	0.78
1:F:180:PRO:HG2	1:F:390:MET:HE1	1.66	0.78
1:G:177:LEU:HD22	1:G:341:LEU:CD2	2.12	0.78
1:C:20:ASN:ND2	1:C:22:GLU:N	2.32	0.78
1:D:477:LEU:O	1:D:481:ILE:HG13	1.84	0.78
1:F:180:PRO:HG2	1:F:390:MET:HE2	1.64	0.78
1:H:166:ILE:HD11	1:H:281:ILE:HG23	1.65	0.78
1:C:177:LEU:O	1:C:181:ILE:HG13	1.84	0.77
1:E:143:THR:OG1	1:E:263:ALA:HA	1.85	0.77
1:G:175:ASN:ND2	1:G:191:LYS:HE2	1.98	0.77
1:C:143:THR:OG1	1:C:263:ALA:HA	1.84	0.77
1:G:68:LEU:O	1:G:69:HIS:CG	2.37	0.77
1:G:187:LEU:HD21	1:G:367:VAL:CG2	2.15	0.77

Continued on next page...

Continued from previous page...

Atom-1	Atom-2	Interatomic distance (Å)	Clash overlap (Å)
1:D:10:MET:CB	1:H:51:SER:HB3	2.15	0.77
1:G:446:LYS:HD3	1:G:446:LYS:N	1.99	0.77
1:H:331:ALA:O	1:H:335:ARG:HG3	1.84	0.77
1:D:9:ASP:O	1:H:51:SER:HA	1.85	0.77
1:G:415:TYR:HE2	1:G:417:PHE:CD1	2.02	0.77
1:D:114:ASP:OD2	1:D:116:LYS:HE3	1.85	0.77
1:E:415:TYR:HE2	1:E:417:PHE:CE2	2.03	0.77
1:G:44:VAL:HG22	1:G:69:HIS:CE1	2.21	0.77
1:E:155:ILE:HD13	1:E:224:VAL:HG11	1.65	0.76
1:G:99:LYS:NZ	1:G:137:ASP:HB2	2.00	0.76
1:G:210:PHE:CZ	1:G:338:LEU:HD21	2.20	0.76
1:C:233:TRP:HD1	1:C:234:GLY:N	1.84	0.76
1:E:217:LEU:HD21	1:E:237:LEU:HB2	1.67	0.76
1:F:179:VAL:HB	1:F:180:PRO:HD3	1.66	0.76
1:E:216:SER:O	1:E:220:ILE:HG13	1.86	0.76
1:G:415:TYR:HE2	1:G:417:PHE:CE2	2.01	0.76
1:C:176:ILE:O	1:C:180:PRO:HD2	1.85	0.76
1:A:400:ASP:O	1:A:403:ILE:CG2	2.30	0.76
1:C:134:LEU:CD2	1:C:138:GLU:HB3	2.15	0.76
1:C:233:TRP:CD1	1:C:234:GLY:N	2.53	0.76
1:G:30:HIS:HB2	1:G:33:ASP:OD2	1.85	0.76
1:H:191:LYS:HB3	1:H:231:LEU:HD23	1.66	0.76
1:D:129:LEU:HD22	1:D:134:LEU:HD21	1.68	0.76
1:H:327:THR:OG1	1:H:336:GLU:CD	2.24	0.76
1:F:8:LEU:HD11	1:F:18:LEU:HD13	1.68	0.76
1:G:175:ASN:HD22	1:G:191:LYS:HE2	1.50	0.76
1:G:35:VAL:CG1	1:G:48:VAL:CG2	2.62	0.76
1:H:483:LEU:O	1:H:487:THR:HG23	1.86	0.76
1:B:436:ILE:CD1	1:B:484:ALA:CA	2.63	0.76
1:C:35:VAL:HG13	1:C:48:VAL:CG2	2.16	0.76
1:F:466:LEU:HB3	1:F:490:ILE:CD1	2.14	0.76
1:H:278:LEU:HD12	1:H:314:GLU:O	1.86	0.76
1:C:237:LEU:CD1	1:C:239:LEU:CD1	2.64	0.76
1:C:35:VAL:CG1	1:C:48:VAL:CG2	2.64	0.76
1:F:436:ILE:HD11	1:F:484:ALA:CB	2.05	0.76
1:H:117:LEU:HD23	1:H:121:GLU:HG2	1.67	0.76
1:H:117:LEU:CD2	1:H:121:GLU:HG2	2.16	0.75
1:H:176:ILE:O	1:H:180:PRO:HD2	1.86	0.75
1:H:176:ILE:O	1:H:180:PRO:HG2	1.87	0.75
1:H:179:VAL:CG2	1:H:231:LEU:HD21	2.16	0.75
1:C:233:TRP:NE1	1:C:235:GLY:HA3	2.01	0.75

Continued on next page...

Continued from previous page...

Atom-1	Atom-2	Interatomic distance (Å)	Clash overlap (Å)
1:A:179:VAL:HB	1:A:180:PRO:HD3	1.68	0.75
1:B:469:ILE:HG21	1:B:477:LEU:HD12	1.69	0.75
1:C:173:LYS:HD2	1:C:336:GLU:OE1	1.87	0.75
1:E:394:ILE:HG22	1:E:399:GLY:HA3	1.68	0.75
1:G:176:ILE:O	1:G:180:PRO:HG2	1.86	0.75
1:H:99:LYS:CE	1:H:135:ASP:OD2	2.27	0.75
1:A:400:ASP:HB2	1:A:403:ILE:CG2	2.16	0.75
1:B:170:PRO:HG2	1:B:430:ASN:CG	2.08	0.75
1:C:237:LEU:HD13	1:C:239:LEU:CG	2.11	0.74
1:D:329:GLY:O	1:D:333:GLU:CG	2.28	0.74
1:B:237:LEU:HD11	1:B:239:LEU:HD12	1.69	0.74
1:B:432:ALA:CB	1:B:487:THR:HG21	2.17	0.74
1:H:183:ALA:HB3	1:H:389:LYS:HG2	1.69	0.74
1:D:432:ALA:CB	1:D:487:THR:HG21	2.16	0.74
1:G:210:PHE:CD2	1:G:338:LEU:HD11	2.22	0.74
1:H:329:GLY:O	1:H:333:GLU:CG	2.34	0.74
1:D:18:LEU:HD23	1:D:49:ALA:HB3	1.67	0.74
1:E:243:ASP:O	1:E:247:ILE:HG13	1.88	0.74
1:E:192:THR:CB	1:E:272:MET:HE1	2.17	0.74
1:G:394:ILE:HG22	1:G:399:GLY:HA3	1.70	0.74
1:H:166:ILE:CG1	1:H:282:PRO:HD2	2.18	0.74
1:C:179:VAL:HB	1:C:180:PRO:HD3	1.70	0.73
1:F:237:LEU:CD1	1:F:239:LEU:CG	2.63	0.73
1:F:35:VAL:HG13	1:F:48:VAL:HG23	1.71	0.73
1:G:35:VAL:HG11	1:G:48:VAL:HG23	1.68	0.73
1:C:233:TRP:CE2	1:C:235:GLY:HA3	2.23	0.73
1:D:212:ASP:O	1:D:215:PHE:HE2	1.71	0.73
1:B:52:ASN:CB	1:F:9:ASP:OD2	2.36	0.73
1:G:177:LEU:C	1:G:181:ILE:HD12	2.09	0.73
1:E:415:TYR:CE2	1:E:417:PHE:CE2	2.77	0.73
1:F:180:PRO:CG	1:F:390:MET:CE	2.66	0.73
1:B:135:ASP:HB3	1:B:138:GLU:OE1	1.89	0.72
1:B:170:PRO:HD2	1:B:430:ASN:ND2	2.04	0.72
1:G:418:THR:HA	1:G:464:ASP:O	1.88	0.72
1:A:99:LYS:HZ2	1:A:137:ASP:HB2	1.55	0.72
1:B:237:LEU:HD11	1:B:239:LEU:CD1	2.18	0.72
1:B:92:LYS:O	1:B:95:MET:HB3	1.89	0.72
1:D:117:LEU:HD22	1:D:121:GLU:CB	2.19	0.72
1:E:192:THR:CG2	1:E:272:MET:CE	2.67	0.72
1:E:179:VAL:HG13	1:E:189:ILE:HG23	1.72	0.72
1:F:142:LEU:O	1:F:146:MET:HG3	1.89	0.72

Continued on next page...

Continued from previous page...

Atom-1	Atom-2	Interatomic distance (Å)	Clash overlap (Å)
1:H:180:PRO:CG	1:H:390:MET:CE	2.67	0.72
1:H:448:ALA:HA	1:H:470:HIS:O	1.90	0.72
1:F:477:LEU:O	1:F:481:ILE:HG13	1.89	0.72
1:G:166:ILE:HD12	1:G:289:VAL:CG2	2.19	0.72
1:C:117:LEU:CD2	1:C:121:GLU:CB	2.66	0.72
1:C:291:THR:OG1	1:C:294:GLU:HB2	1.90	0.72
1:H:35:VAL:HG13	1:H:48:VAL:CG2	2.19	0.72
1:E:342:MET:CE	1:E:405:PRO:HG2	2.19	0.72
1:C:278:LEU:HD12	1:C:314:GLU:O	1.90	0.72
1:H:35:VAL:HG11	1:H:48:VAL:HG21	1.71	0.72
1:C:59:VAL:HG11	1:C:79:VAL:HG21	1.72	0.72
1:F:101:ARG:HG3	1:F:104:GLU:OE1	1.88	0.72
1:H:324:ILE:CD1	1:H:353:LYS:HD3	2.16	0.72
1:E:300:ARG:HD2	1:F:300:ARG:HD2	1.71	0.71
1:B:18:LEU:HD23	1:B:51:SER:CB	2.20	0.71
1:H:4:LYS:HA	1:H:75:GLU:O	1.90	0.71
1:A:203:THR:O	1:A:207:VAL:HG23	1.90	0.71
1:A:54:VAL:HG11	1:A:58:GLU:O	1.91	0.71
1:H:450:ILE:HG22	1:H:452:LEU:HD12	1.70	0.71
1:A:484:ALA:HA	1:A:487:THR:OG1	1.90	0.71
1:B:8:LEU:HD12	1:B:18:LEU:HD13	1.73	0.71
1:E:169:VAL:HG13	1:E:172:ASN:HB2	1.71	0.71
1:F:331:ALA:CB	1:F:446:LYS:O	2.37	0.71
1:A:342:MET:HE1	1:A:405:PRO:CD	2.21	0.71
1:D:114:ASP:O	1:D:115:ARG:HB2	1.90	0.71
1:G:488:GLU:N	1:G:489:PRO:HD3	2.05	0.71
1:H:424:TYR:O	1:H:492:ILE:CG2	2.37	0.71
1:F:180:PRO:CG	1:F:390:MET:HE1	2.19	0.71
1:A:250:GLU:OE1	1:A:257:PRO:HD2	1.91	0.71
1:B:436:ILE:HD13	1:B:484:ALA:CA	2.20	0.71
1:D:114:ASP:O	1:D:115:ARG:CB	2.38	0.71
1:D:155:ILE:CD1	1:D:224:VAL:HG11	2.21	0.71
1:E:114:ASP:O	1:E:115:ARG:CB	2.39	0.71
1:C:331:ALA:O	1:C:335:ARG:HG3	1.91	0.70
1:C:55:GLY:O	1:C:58:GLU:HB2	1.91	0.70
1:E:432:ALA:O	1:E:436:ILE:HG13	1.90	0.70
1:F:101:ARG:HB2	1:F:104:GLU:OE1	1.91	0.70
1:B:72:SER:O	1:B:75:GLU:HB2	1.91	0.70
1:D:117:LEU:HD22	1:D:121:GLU:HB3	1.72	0.70
1:C:326:HIS:HB3	1:C:452:LEU:O	1.92	0.70
1:H:265:ILE:HD12	1:H:302:PHE:HZ	1.56	0.70

Continued on next page...

Continued from previous page...

Atom-1	Atom-2	Interatomic distance (Å)	Clash overlap (Å)
1:G:415:TYR:CD2	1:G:417:PHE:CZ	2.78	0.70
1:E:177:LEU:HD22	1:E:341:LEU:HG	1.72	0.70
1:H:35:VAL:HG11	1:H:48:VAL:CG2	2.21	0.70
1:A:478:ASP:O	1:A:482:VAL:HG23	1.92	0.70
1:E:203:THR:O	1:E:207:VAL:HG23	1.91	0.70
1:G:332:LEU:CD1	1:G:449:GLY:HA3	2.21	0.70
1:B:179:VAL:HB	1:B:180:PRO:HD3	1.74	0.70
1:B:436:ILE:CD1	1:B:484:ALA:CB	2.69	0.70
1:G:185:ALA:HB1	1:G:367:VAL:HG11	1.74	0.70
1:H:135:ASP:OD1	1:H:138:GLU:HG3	1.92	0.70
1:E:155:ILE:HA	1:E:221:LYS:HE3	1.72	0.70
1:A:342:MET:CE	1:A:405:PRO:CD	2.70	0.70
1:F:72:SER:O	1:F:75:GLU:HB2	1.92	0.70
1:E:342:MET:HE2	1:E:405:PRO:CG	2.21	0.69
1:G:44:VAL:CG2	1:G:69:HIS:CG	2.75	0.69
1:A:192:THR:HA	1:A:232:VAL:O	1.93	0.69
1:B:432:ALA:CB	1:B:487:THR:CG2	2.69	0.69
1:C:3:ALA:HB1	1:C:57:GLY:O	1.91	0.69
1:D:175:ASN:O	1:D:179:VAL:HG23	1.92	0.69
1:D:67:ASP:OD1	1:D:68:LEU:N	2.25	0.69
1:G:240:ALA:N	1:G:241:PRO:CD	2.54	0.69
1:G:360:ILE:O	1:G:364:MET:HG3	1.92	0.69
1:F:187:LEU:HD21	1:F:367:VAL:HG23	1.74	0.69
1:H:179:VAL:HG21	1:H:231:LEU:CD2	2.22	0.69
1:F:172:ASN:OD1	1:F:324:ILE:HD13	1.90	0.69
1:G:108:ILE:O	1:G:112:ILE:HG13	1.92	0.69
1:G:159:PRO:HA	1:G:275:GLN:HE21	1.58	0.69
1:H:161:MET:CE	1:H:361:LEU:HD23	2.22	0.69
1:B:191:LYS:HE3	1:B:193:SER:OG	1.92	0.69
1:C:233:TRP:NE1	1:C:235:GLY:CA	2.55	0.69
1:G:179:VAL:HG21	1:G:231:LEU:HD21	1.75	0.69
1:G:215:PHE:CB	1:G:220:ILE:CD1	2.71	0.69
1:H:319:TYR:CE1	1:H:321:GLY:N	2.61	0.69
1:H:466:LEU:CD1	1:H:490:ILE:HG21	2.20	0.69
1:D:176:ILE:O	1:D:180:PRO:CG	2.41	0.69
1:F:177:LEU:HD22	1:F:341:LEU:HG	1.75	0.69
1:A:212:ASP:O	1:A:215:PHE:HE2	1.76	0.69
1:E:414:THR:HG22	1:E:470:HIS:ND1	2.08	0.69
1:A:54:VAL:HG13	1:A:58:GLU:HB2	1.75	0.69
1:B:176:ILE:O	1:B:180:PRO:HD2	1.92	0.69
1:C:145:ALA:O	1:C:149:THR:HG23	1.93	0.68

Continued on next page...

Continued from previous page...

Atom-1	Atom-2	Interatomic distance (Å)	Clash overlap (Å)
1:D:176:ILE:O	1:D:180:PRO:CD	2.40	0.68
1:G:326:HIS:HB3	1:G:452:LEU:O	1.92	0.68
1:D:237:LEU:HD13	1:D:239:LEU:CD1	2.22	0.68
1:B:179:VAL:HB	1:B:180:PRO:CD	2.23	0.68
1:H:424:TYR:O	1:H:492:ILE:HA	1.93	0.68
1:D:143:THR:OG1	1:D:263:ALA:HA	1.94	0.68
1:G:358:ALA:O	1:G:362:LEU:HG	1.92	0.68
1:G:400:ASP:HB3	1:G:403:ILE:CG2	2.22	0.68
1:H:319:TYR:OH	1:H:321:GLY:HA3	1.92	0.68
1:B:175:ASN:O	1:B:179:VAL:HG23	1.94	0.68
1:C:92:LYS:O	1:C:96:HIS:HD2	1.76	0.68
1:E:319:TYR:CE1	1:E:321:GLY:HA3	2.28	0.68
1:G:342:MET:CE	1:G:405:PRO:HG2	2.23	0.68
1:G:166:ILE:CD1	1:G:289:VAL:HG21	2.24	0.68
1:G:176:ILE:HG22	1:G:390:MET:CE	2.23	0.68
1:A:108:ILE:O	1:A:112:ILE:HG13	1.93	0.67
1:B:192:THR:HA	1:B:232:VAL:O	1.94	0.67
1:C:483:LEU:O	1:C:487:THR:HG23	1.94	0.67
1:C:196:ALA:HB2	1:C:201:ALA:C	2.14	0.67
1:E:448:ALA:HA	1:E:470:HIS:O	1.94	0.67
1:F:135:ASP:OD1	1:F:138:GLU:CG	2.35	0.67
1:F:400:ASP:HB3	1:F:403:ILE:CG2	2.24	0.67
1:A:27:ALA:O	1:A:28:LYS:CB	2.40	0.67
1:A:351:ILE:O	1:A:355:THR:HG23	1.95	0.67
1:A:466:LEU:HB3	1:A:490:ILE:HD12	1.76	0.67
1:E:9:ASP:HA	1:E:63:ARG:HG3	1.75	0.67
1:A:471:ALA:HB3	1:A:477:LEU:HB2	1.74	0.67
1:B:166:ILE:HD11	1:B:281:ILE:HG23	1.76	0.67
1:C:135:ASP:OD1	1:C:138:GLU:HB2	1.94	0.67
1:G:166:ILE:CD1	1:G:289:VAL:CG2	2.72	0.67
1:C:109:VAL:O	1:C:113:VAL:HG23	1.94	0.67
1:C:35:VAL:HG13	1:C:48:VAL:HG23	1.75	0.67
1:D:8:LEU:HD13	1:D:18:LEU:CD1	2.24	0.67
1:E:155:ILE:HD13	1:E:224:VAL:HG21	1.76	0.67
1:E:15:TYR:CD2	1:E:65:VAL:HG22	2.29	0.67
1:G:72:SER:O	1:G:75:GLU:HB2	1.95	0.67
1:C:94:LYS:O	1:C:132:ASN:ND2	2.28	0.67
1:G:299:ALA:O	1:G:303:ILE:HG13	1.95	0.67
1:C:172:ASN:OD1	1:C:353:LYS:NZ	2.25	0.67
1:D:51:SER:HB3	1:H:10:MET:HB2	1.76	0.67
1:G:35:VAL:HG22	1:G:46:GLY:O	1.95	0.67

Continued on next page...

Continued from previous page...

Atom-1	Atom-2	Interatomic distance (Å)	Clash overlap (Å)
1:A:114:ASP:O	1:A:115:ARG:HB2	1.93	0.67
1:C:237:LEU:HD11	1:C:239:LEU:CG	2.18	0.67
1:D:219:GLU:O	1:D:223:ILE:HG13	1.95	0.67
1:A:166:ILE:HD11	1:A:281:ILE:HG23	1.77	0.66
1:G:177:LEU:O	1:G:181:ILE:CG1	2.42	0.66
1:C:391:LYS:HB3	1:C:401:PRO:HB3	1.75	0.66
1:C:323:PRO:HD3	1:C:430:ASN:OD1	1.95	0.66
1:E:179:VAL:HB	1:E:180:PRO:CD	2.24	0.66
1:H:170:PRO:HG3	1:H:434:THR:OG1	1.95	0.66
1:A:342:MET:CE	1:A:405:PRO:HG2	2.25	0.66
1:A:342:MET:CE	1:A:405:PRO:HD2	2.21	0.66
1:D:326:HIS:HB3	1:D:452:LEU:O	1.95	0.66
1:A:142:LEU:O	1:A:146:MET:HG3	1.96	0.66
1:E:400:ASP:O	1:E:403:ILE:HG12	1.96	0.66
1:F:331:ALA:HB2	1:F:446:LYS:O	1.94	0.66
1:H:151:ASP:O	1:H:239:LEU:HD23	1.96	0.66
1:D:448:ALA:HA	1:D:470:HIS:O	1.95	0.66
1:H:319:TYR:CE1	1:H:321:GLY:HA3	2.31	0.66
1:H:424:TYR:N	1:H:492:ILE:HG23	2.10	0.66
1:F:176:ILE:O	1:F:180:PRO:HD2	1.94	0.66
1:C:134:LEU:HD22	1:C:138:GLU:CB	2.21	0.66
1:C:35:VAL:CG1	1:C:48:VAL:HG21	2.26	0.66
1:D:143:THR:HG21	1:D:309:LEU:HD11	1.78	0.66
1:H:415:TYR:CD2	1:H:417:PHE:CE2	2.83	0.66
1:B:472:GLU:O	1:B:473:HIS:ND1	2.28	0.66
1:F:145:ALA:O	1:F:149:THR:HG23	1.96	0.66
1:F:4:LYS:HA	1:F:75:GLU:O	1.96	0.66
1:G:215:PHE:HB2	1:G:220:ILE:CD1	2.25	0.66
1:H:161:MET:CE	1:H:361:LEU:CD2	2.74	0.66
1:D:176:ILE:O	1:D:180:PRO:HG2	1.94	0.66
1:E:90:TYR:CE1	1:E:104:GLU:HG2	2.31	0.66
1:C:164:HIS:ND1	1:C:265:ILE:HD13	2.11	0.65
1:E:192:THR:HG21	1:E:272:MET:HE2	1.78	0.65
1:F:220:ILE:O	1:F:224:VAL:HG23	1.96	0.65
1:G:400:ASP:CB	1:G:403:ILE:HG23	2.25	0.65
1:H:374:LYS:O	1:H:377:ALA:HB3	1.96	0.65
1:C:192:THR:HA	1:C:232:VAL:O	1.96	0.65
1:E:246:THR:CG2	1:E:260:LEU:HD21	2.23	0.65
1:H:177:LEU:HD22	1:H:341:LEU:HD21	1.79	0.65
1:H:424:TYR:C	1:H:492:ILE:HG23	2.15	0.65
1:F:121:GLU:OE1	1:F:121:GLU:N	2.30	0.65

Continued on next page...

Continued from previous page...

Atom-1	Atom-2	Interatomic distance (Å)	Clash overlap (Å)
1:F:255:ILE:O	1:F:255:ILE:HG13	1.96	0.65
1:A:67:ASP:OD1	1:A:68:LEU:N	2.28	0.65
1:B:170:PRO:CG	1:B:430:ASN:CB	2.72	0.65
1:B:471:ALA:HB3	1:B:477:LEU:HB2	1.79	0.65
1:C:24:ALA:CB	1:C:50:LEU:HD21	2.27	0.65
1:C:61:ILE:O	1:C:61:ILE:HG13	1.97	0.65
1:C:9:ASP:OD1	1:C:63:ARG:NH1	2.30	0.65
1:D:187:LEU:HD11	1:D:365:GLY:HA3	1.79	0.65
1:D:61:ILE:HG13	1:D:61:ILE:O	1.95	0.65
1:E:45:TYR:CE2	1:E:116:LYS:HE2	2.31	0.65
1:A:105:ILE:O	1:A:109:VAL:HG23	1.96	0.65
1:E:478:ASP:O	1:E:482:VAL:HG23	1.96	0.65
1:G:117:LEU:HD22	1:G:121:GLU:HB3	1.78	0.65
1:H:67:ASP:OD1	1:H:68:LEU:N	2.30	0.65
1:D:169:VAL:HG12	1:D:324:ILE:HD13	1.79	0.65
1:D:27:ALA:O	1:D:28:LYS:CB	2.45	0.65
1:E:59:VAL:O	1:E:59:VAL:HG13	1.97	0.65
1:H:224:VAL:O	1:H:228:GLY:N	2.28	0.65
1:D:44:VAL:HG12	1:D:45:TYR:N	2.11	0.65
1:E:180:PRO:HG2	1:E:390:MET:CE	2.25	0.65
1:H:182:VAL:O	1:H:185:ALA:HB3	1.97	0.65
1:H:415:TYR:HE2	1:H:417:PHE:CE2	2.10	0.65
1:C:20:ASN:HD21	1:C:22:GLU:CB	2.10	0.65
1:D:135:ASP:OD1	1:D:136:MET:N	2.30	0.65
1:A:54:VAL:CG1	1:A:58:GLU:HB2	2.26	0.65
1:E:394:ILE:HG22	1:E:399:GLY:CA	2.27	0.65
1:G:177:LEU:O	1:G:181:ILE:HG13	1.96	0.65
1:A:94:LYS:HD3	1:A:94:LYS:O	1.97	0.64
1:E:192:THR:HG21	1:E:272:MET:HE1	1.67	0.64
1:F:5:ILE:N	1:F:75:GLU:O	2.27	0.64
1:G:444:GLU:OE1	1:G:444:GLU:N	2.30	0.64
1:G:390:MET:O	1:G:394:ILE:HG13	1.96	0.64
1:H:35:VAL:HG13	1:H:48:VAL:HG21	1.78	0.64
1:D:432:ALA:O	1:D:436:ILE:HG13	1.96	0.64
1:G:179:VAL:HG13	1:G:189:ILE:HG23	1.79	0.64
1:B:280:ASP:O	1:B:282:PRO:HD3	1.98	0.64
1:F:176:ILE:O	1:F:180:PRO:CD	2.45	0.64
1:A:20:ASN:OD1	1:A:21:GLU:N	2.30	0.64
1:D:94:LYS:O	1:D:94:LYS:HD3	1.98	0.64
1:E:217:LEU:CD2	1:E:237:LEU:HB2	2.28	0.64
1:G:67:ASP:OD1	1:G:68:LEU:N	2.30	0.64

Continued on next page...

Continued from previous page...

Atom-1	Atom-2	Interatomic distance (Å)	Clash overlap (Å)
1:B:173:LYS:HD2	1:B:336:GLU:OE1	1.98	0.64
1:C:176:ILE:O	1:C:180:PRO:CD	2.45	0.64
1:D:10:MET:HB2	1:H:51:SER:HB3	1.79	0.64
1:E:177:LEU:O	1:E:181:ILE:HG13	1.97	0.64
1:C:237:LEU:HD11	1:C:239:LEU:HB2	1.79	0.64
1:D:330:PRO:HG2	1:D:446:LYS:HA	1.80	0.64
1:G:432:ALA:O	1:G:436:ILE:HG13	1.98	0.64
1:C:233:TRP:HD1	1:C:234:GLY:H	1.46	0.64
1:C:67:ASP:OD1	1:C:68:LEU:N	2.30	0.64
1:E:155:ILE:HG21	1:E:224:VAL:CG1	2.27	0.64
1:C:17:VAL:HG21	1:C:37:ILE:HD11	1.79	0.63
1:F:101:ARG:N	1:F:104:GLU:OE1	2.30	0.63
1:F:164:HIS:HB3	1:F:279:ILE:HD13	1.80	0.63
1:H:319:TYR:CE1	1:H:321:GLY:CA	2.80	0.63
1:H:376:MET:O	1:H:380:ILE:HG13	1.98	0.63
1:A:477:LEU:O	1:A:481:ILE:HG13	1.98	0.63
1:F:466:LEU:HB3	1:F:490:ILE:HD12	1.80	0.63
1:H:38:GLU:HB3	1:H:43:ALA:HB2	1.79	0.63
1:B:258:THR:O	1:B:262:LEU:HG	1.98	0.63
1:H:175:ASN:HB3	1:H:191:LYS:HE2	1.81	0.63
1:G:176:ILE:O	1:G:180:PRO:HD2	1.98	0.63
1:G:18:LEU:HD23	1:G:49:ALA:HB3	1.79	0.63
1:H:27:ALA:O	1:H:28:LYS:CB	2.46	0.63
1:G:183:ALA:O	1:G:186:GLY:N	2.30	0.63
1:A:72:SER:O	1:A:75:GLU:HB2	1.98	0.63
1:E:169:VAL:CG1	1:E:172:ASN:HB2	2.27	0.63
1:A:332:LEU:HD12	1:A:449:GLY:HA3	1.81	0.63
1:H:151:ASP:O	1:H:239:LEU:CD2	2.47	0.63
1:B:170:PRO:HG2	1:B:430:ASN:HB3	1.79	0.63
1:E:155:ILE:CD1	1:E:224:VAL:HG21	2.27	0.63
1:H:368:ALA:HB2	1:H:376:MET:CE	2.29	0.63
1:D:129:LEU:CD2	1:D:134:LEU:HD21	2.28	0.62
1:H:211:ALA:HB1	1:H:397:GLN:CB	2.29	0.62
1:E:180:PRO:HG2	1:E:390:MET:HE3	1.80	0.62
1:A:18:LEU:HD23	1:A:51:SER:CB	2.30	0.62
1:B:94:LYS:HD3	1:B:94:LYS:O	2.00	0.62
1:C:99:LYS:HE3	1:C:135:ASP:OD2	1.99	0.62
1:E:155:ILE:HD13	1:E:224:VAL:CG1	2.30	0.62
1:F:143:THR:HG21	1:F:309:LEU:HD11	1.82	0.62
1:F:61:ILE:HG13	1:F:61:ILE:O	1.97	0.62
1:G:121:GLU:N	1:G:121:GLU:OE1	2.30	0.62

Continued on next page...

Continued from previous page...

Atom-1	Atom-2	Interatomic distance (Å)	Clash overlap (Å)
1:B:135:ASP:CB	1:B:138:GLU:OE1	2.47	0.62
1:D:426:THR:HG21	1:D:493:GLU:HB2	1.81	0.62
1:E:390:MET:O	1:E:394:ILE:HG13	1.99	0.62
1:F:179:VAL:HG13	1:F:189:ILE:HG23	1.79	0.62
1:H:237:LEU:CD1	1:H:239:LEU:CB	2.77	0.62
1:C:394:ILE:O	1:C:398:GLY:N	2.32	0.62
1:H:179:VAL:CB	1:H:180:PRO:HD3	2.29	0.62
1:H:152:MET:HE2	1:H:271:ALA:HA	1.80	0.62
1:H:134:LEU:HD22	1:H:138:GLU:OE1	1.99	0.62
1:H:177:LEU:HD22	1:H:341:LEU:CD2	2.30	0.62
1:F:466:LEU:HB3	1:F:490:ILE:HD13	1.80	0.62
1:G:178:VAL:HG13	1:G:358:ALA:HB2	1.80	0.62
1:C:164:HIS:HE1	1:C:265:ILE:CD1	2.10	0.62
1:C:24:ALA:CB	1:C:50:LEU:CD2	2.78	0.62
1:H:216:SER:O	1:H:220:ILE:HG13	2.00	0.62
1:C:367:VAL:HG12	1:C:376:MET:SD	2.40	0.61
1:C:129:LEU:HD22	1:C:134:LEU:HG	1.83	0.61
1:A:99:LYS:NZ	1:A:137:ASP:HB2	2.14	0.61
1:C:180:PRO:HG2	1:C:390:MET:HE3	1.82	0.61
1:C:466:LEU:HB3	1:C:490:ILE:HD13	1.82	0.61
1:D:182:VAL:O	1:D:185:ALA:HB3	2.00	0.61
1:D:414:THR:HG21	1:D:470:HIS:CE1	2.34	0.61
1:E:400:ASP:HB3	1:E:403:ILE:HG23	1.83	0.61
1:A:227:VAL:O	1:A:389:LYS:HE3	2.01	0.61
1:H:414:THR:HG22	1:H:470:HIS:ND1	2.14	0.61
1:D:360:ILE:O	1:D:364:MET:HG3	2.00	0.61
1:F:319:TYR:CZ	1:F:321:GLY:HA3	2.35	0.61
1:F:448:ALA:HA	1:F:470:HIS:O	2.00	0.61
1:G:206:VAL:HG13	1:G:334:ALA:HB2	1.81	0.61
1:A:92:LYS:O	1:A:95:MET:HB3	2.01	0.61
1:B:469:ILE:HG22	1:B:477:LEU:HD11	1.80	0.61
1:F:177:LEU:O	1:F:181:ILE:HG13	2.00	0.61
1:H:374:LYS:O	1:H:378:LYS:N	2.30	0.61
1:C:117:LEU:HD22	1:C:121:GLU:HB2	1.79	0.61
1:C:200:ALA:O	1:C:443:PRO:HB3	2.00	0.61
1:D:177:LEU:HD23	1:D:341:LEU:HG	1.81	0.61
1:E:358:ALA:O	1:E:362:LEU:HG	2.00	0.61
1:H:166:ILE:HG13	1:H:282:PRO:HD2	1.83	0.61
1:H:423:GLY:HA3	1:H:492:ILE:CG2	2.30	0.61
1:D:10:MET:HA	1:H:50:LEU:O	2.01	0.61
1:A:6:ARG:HG3	1:A:73:GLU:OE2	2.01	0.61

Continued on next page...

Continued from previous page...

Atom-1	Atom-2	Interatomic distance (Å)	Clash overlap (Å)
1:H:161:MET:HE2	1:H:361:LEU:HD23	1.82	0.61
1:C:237:LEU:CD1	1:C:239:LEU:CB	2.78	0.61
1:F:240:ALA:N	1:F:241:PRO:HD3	2.16	0.61
1:F:329:GLY:O	1:F:333:GLU:CG	2.36	0.61
1:G:341:LEU:HD11	1:G:390:MET:HE2	1.82	0.61
1:A:255:ILE:HG13	1:A:255:ILE:O	2.01	0.60
1:C:6:ARG:O	1:C:60:GLY:HA2	2.01	0.60
1:E:394:ILE:CG2	1:E:399:GLY:HA3	2.31	0.60
1:E:471:ALA:HB3	1:E:477:LEU:HB2	1.83	0.60
1:F:347:PRO:O	1:F:351:ILE:HG12	2.01	0.60
1:H:184:ALA:HB3	1:H:380:ILE:HG21	1.83	0.60
1:H:450:ILE:HG22	1:H:452:LEU:CD1	2.30	0.60
1:F:227:VAL:O	1:F:389:LYS:HE3	2.00	0.60
1:F:276:TYR:HB3	1:F:364:MET:HE2	1.82	0.60
1:G:216:SER:O	1:G:220:ILE:N	2.30	0.60
1:G:177:LEU:HD22	1:G:341:LEU:HD21	1.83	0.60
1:H:61:ILE:HG13	1:H:61:ILE:O	1.99	0.60
1:D:59:VAL:HG11	1:D:79:VAL:CG2	2.31	0.60
1:E:143:THR:HG21	1:E:309:LEU:HD11	1.84	0.60
1:H:174:THR:HG21	1:H:357:LEU:HD12	1.81	0.60
1:B:223:ILE:O	1:B:227:VAL:N	2.33	0.60
1:D:19:ILE:CD1	1:D:29:LEU:HD12	2.30	0.60
1:G:467:PHE:HE1	1:G:469:ILE:HG13	1.65	0.60
1:H:176:ILE:O	1:H:180:PRO:CD	2.49	0.60
1:B:170:PRO:CD	1:B:430:ASN:CG	2.70	0.60
1:B:323:PRO:HG3	1:B:430:ASN:OD1	2.00	0.60
1:G:166:ILE:HD11	1:G:281:ILE:HG23	1.83	0.60
1:H:246:THR:HG21	1:H:260:LEU:HD21	1.84	0.60
1:C:214:SER:C	1:C:215:PHE:CD2	2.75	0.60
1:D:135:ASP:OD1	1:D:137:ASP:N	2.30	0.60
1:E:394:ILE:O	1:E:399:GLY:N	2.32	0.60
1:D:129:LEU:HD22	1:D:134:LEU:CD2	2.32	0.60
1:D:227:VAL:O	1:D:389:LYS:CE	2.49	0.60
1:E:122:ILE:HD13	1:E:245:ILE:HG22	1.84	0.60
1:E:155:ILE:HD13	1:E:224:VAL:CB	2.31	0.60
1:H:423:GLY:HA3	1:H:492:ILE:HG22	1.81	0.60
1:E:280:ASP:OD1	1:E:280:ASP:C	2.39	0.60
1:B:448:ALA:HA	1:B:470:HIS:O	2.02	0.60
1:C:92:LYS:O	1:C:96:HIS:CD2	2.55	0.60
1:G:368:ALA:CB	1:G:376:MET:HE3	2.31	0.60
1:H:184:ALA:CB	1:H:380:ILE:HG21	2.31	0.60

Continued on next page...

Continued from previous page...

Atom-1	Atom-2	Interatomic distance (Å)	Clash overlap (Å)
1:A:99:LYS:NZ	1:A:135:ASP:OD2	2.34	0.59
1:C:35:VAL:HG11	1:C:48:VAL:CG2	2.32	0.59
1:C:117:LEU:CD2	1:C:121:GLU:HB3	2.27	0.59
1:E:180:PRO:CG	1:E:390:MET:HE3	2.32	0.59
1:H:122:ILE:O	1:H:126:VAL:HG23	2.02	0.59
1:D:193:SER:CB	1:D:203:THR:CB	2.81	0.59
1:E:214:SER:O	1:E:215:PHE:HD1	1.82	0.59
1:G:38:GLU:HB3	1:G:43:ALA:HB2	1.84	0.59
1:G:341:LEU:HD11	1:G:390:MET:CE	2.32	0.59
1:B:338:LEU:HD22	1:B:387:TRP:HZ3	1.68	0.59
1:B:113:VAL:HG22	1:B:241:PRO:HG2	1.85	0.59
1:E:327:THR:OG1	1:E:336:GLU:OE1	2.20	0.59
1:F:35:VAL:CG1	1:F:48:VAL:CG2	2.81	0.59
1:H:37:ILE:O	1:H:43:ALA:HA	2.03	0.59
1:C:117:LEU:HD23	1:C:121:GLU:HG2	1.85	0.59
1:C:44:VAL:HG22	1:C:69:HIS:CE1	2.38	0.59
1:E:255:ILE:CG1	1:E:255:ILE:O	2.51	0.59
1:F:117:LEU:HD22	1:F:121:GLU:HG2	1.83	0.59
1:F:415:TYR:CD2	1:F:481:ILE:HD13	2.37	0.59
1:H:121:GLU:N	1:H:121:GLU:OE1	2.32	0.59
1:H:174:THR:O	1:H:178:VAL:HG23	2.03	0.59
1:H:180:PRO:HG3	1:H:390:MET:HE2	1.82	0.59
1:B:332:LEU:HD12	1:B:449:GLY:HA3	1.85	0.59
1:D:466:LEU:HB3	1:D:490:ILE:HD12	1.85	0.59
1:G:292:VAL:HG23	1:G:293:GLU:N	2.18	0.59
1:C:237:LEU:CD1	1:C:239:LEU:HB2	2.32	0.59
1:E:38:GLU:HB3	1:E:43:ALA:HB2	1.85	0.59
1:G:206:VAL:HG13	1:G:334:ALA:CA	2.33	0.59
1:A:323:PRO:HD3	1:A:430:ASN:OD1	2.03	0.59
1:E:151:ASP:O	1:E:239:LEU:HD23	2.03	0.59
1:G:154:ASP:O	1:G:221:LYS:HE3	2.02	0.59
1:G:331:ALA:CB	1:G:446:LYS:O	2.51	0.59
1:H:161:MET:HE3	1:H:361:LEU:CD2	2.33	0.59
1:A:54:VAL:HG13	1:A:58:GLU:CB	2.33	0.58
1:C:280:ASP:O	1:C:282:PRO:HD3	2.01	0.58
1:D:414:THR:CG2	1:D:470:HIS:ND1	2.64	0.58
1:G:454:VAL:HG22	1:G:466:LEU:O	2.03	0.58
1:D:169:VAL:HG11	1:D:324:ILE:HD13	1.68	0.58
1:F:87:SER:HA	1:F:90:TYR:CD2	2.37	0.58
1:G:113:VAL:CG2	1:G:149:THR:HG21	2.28	0.58
1:G:164:HIS:ND1	1:G:165:SER:N	2.50	0.58

Continued on next page...

Continued from previous page...

Atom-1	Atom-2	Interatomic distance (Å)	Clash overlap (Å)
1:G:179:VAL:CB	1:G:180:PRO:HD3	2.31	0.58
1:G:237:LEU:HD11	1:G:239:LEU:CG	2.13	0.58
1:D:256:ASP:OD1	1:D:261:MET:HB2	2.03	0.58
1:H:451:GLU:O	1:H:467:PHE:HB2	2.03	0.58
1:G:193:SER:O	1:G:233:TRP:HD1	1.85	0.58
1:C:174:THR:HG23	1:C:354:ALA:HB2	1.85	0.58
1:H:161:MET:HE2	1:H:361:LEU:CD2	2.32	0.58
1:B:391:LYS:HB3	1:B:401:PRO:HB3	1.85	0.58
1:H:176:ILE:O	1:H:180:PRO:CG	2.52	0.58
1:C:20:ASN:HD22	1:C:23:ASP:N	1.97	0.58
1:G:68:LEU:C	1:G:69:HIS:CG	2.76	0.58
1:B:177:LEU:HD23	1:B:341:LEU:HD21	1.86	0.58
1:D:242:ALA:O	1:D:246:THR:HG23	2.03	0.58
1:D:29:LEU:HD13	1:D:48:VAL:HG21	1.85	0.58
1:A:342:MET:HE2	1:A:405:PRO:HG2	1.86	0.58
1:A:488:GLU:HA	1:A:488:GLU:OE1	2.04	0.58
1:D:400:ASP:O	1:D:403:ILE:HG22	2.02	0.58
1:D:432:ALA:HB1	1:D:487:THR:HG22	1.81	0.58
1:E:179:VAL:CB	1:E:180:PRO:HD3	2.31	0.58
1:F:219:GLU:O	1:F:223:ILE:HG13	2.04	0.58
1:B:208:GLU:HA	1:B:211:ALA:O	2.03	0.58
1:D:179:VAL:HB	1:D:180:PRO:CD	2.34	0.58
1:E:4:LYS:CA	1:E:75:GLU:O	2.49	0.58
1:G:173:LYS:NZ	1:G:336:GLU:OE1	2.33	0.58
1:E:237:LEU:HD12	1:E:237:LEU:C	2.24	0.57
1:G:415:TYR:HD2	1:G:417:PHE:CE2	2.19	0.57
1:B:170:PRO:HD2	1:B:430:ASN:CG	2.24	0.57
1:B:266:MET:HG3	1:B:305:LEU:HD23	1.85	0.57
1:B:64:ASP:O	1:B:67:ASP:OD1	2.22	0.57
1:C:426:THR:CG2	1:C:493:GLU:HB2	2.34	0.57
1:C:35:VAL:HG11	1:C:48:VAL:HG21	1.85	0.57
1:E:144:ILE:HG12	1:E:309:LEU:CD2	2.34	0.57
1:E:445:ASP:CB	1:E:472:GLU:OE1	2.51	0.57
1:A:191:LYS:HE3	1:A:193:SER:OG	2.05	0.57
1:E:104:GLU:O	1:E:108:ILE:HG13	2.04	0.57
1:E:292:VAL:HG23	1:E:293:GLU:N	2.20	0.57
1:H:164:HIS:ND1	1:H:165:SER:N	2.53	0.57
1:H:187:LEU:HD21	1:H:367:VAL:HG23	1.87	0.57
1:A:151:ASP:O	1:A:239:LEU:HD23	2.03	0.57
1:D:44:VAL:HG21	1:D:69:HIS:CD2	2.40	0.57
1:E:8:LEU:CD1	1:E:18:LEU:CD1	2.80	0.57

Continued on next page...

Continued from previous page...

Atom-1	Atom-2	Interatomic distance (Å)	Clash overlap (Å)
1:C:3:ALA:HB1	1:C:57:GLY:C	2.24	0.57
1:E:14:ARG:NH1	1:E:119:ASP:OD2	2.30	0.57
1:G:113:VAL:HG21	1:G:149:THR:CG2	2.27	0.57
1:G:326:HIS:CD2	1:G:452:LEU:O	2.56	0.57
1:B:278:LEU:HD12	1:B:314:GLU:O	2.05	0.57
1:E:38:GLU:HB3	1:E:43:ALA:CB	2.35	0.57
1:H:414:THR:HG22	1:H:470:HIS:HA	1.86	0.57
1:C:258:THR:O	1:C:262:LEU:HG	2.05	0.57
1:F:72:SER:O	1:F:75:GLU:CB	2.53	0.57
1:B:59:VAL:HG11	1:B:79:VAL:HG21	1.87	0.56
1:H:183:ALA:CB	1:H:389:LYS:HG2	2.34	0.56
1:H:415:TYR:HE2	1:H:417:PHE:CE1	2.23	0.56
1:A:173:LYS:HD2	1:A:336:GLU:OE1	2.05	0.56
1:A:250:GLU:CD	1:A:260:LEU:HD23	2.25	0.56
1:D:66:LEU:O	1:D:69:HIS:O	2.22	0.56
1:G:331:ALA:HB3	1:G:446:LYS:O	2.04	0.56
1:G:44:VAL:HG22	1:G:69:HIS:CG	2.39	0.56
1:G:44:VAL:HG21	1:G:69:HIS:CG	2.40	0.56
1:B:14:ARG:HG3	1:B:16:THR:HG23	1.86	0.56
1:C:20:ASN:HD21	1:C:22:GLU:H	1.53	0.56
1:F:35:VAL:HG13	1:F:48:VAL:CG2	2.35	0.56
1:H:400:ASP:O	1:H:403:ILE:HG23	2.06	0.56
1:H:335:ARG:HG2	1:H:408:ILE:HB	1.87	0.56
1:H:424:TYR:N	1:H:492:ILE:CG2	2.68	0.56
1:A:220:ILE:HD11	1:A:232:VAL:HG21	1.88	0.56
1:B:170:PRO:CG	1:B:430:ASN:CG	2.73	0.56
1:D:104:GLU:O	1:D:108:ILE:HG13	2.04	0.56
1:D:163:VAL:O	1:D:163:VAL:HG13	2.05	0.56
1:D:44:VAL:HG22	1:D:69:HIS:NE2	2.19	0.56
1:E:156:ASP:H	1:E:221:LYS:HE3	1.71	0.56
1:E:368:ALA:HB1	1:E:372:THR:OG1	2.04	0.56
1:G:280:ASP:O	1:G:282:PRO:HD3	2.05	0.56
1:H:6:ARG:HG3	1:H:73:GLU:OE2	2.05	0.56
1:B:469:ILE:CG2	1:B:477:LEU:HD11	2.35	0.56
1:G:327:THR:HG23	1:G:336:GLU:OE2	2.05	0.56
1:G:72:SER:O	1:G:75:GLU:CB	2.53	0.56
1:B:151:ASP:O	1:B:239:LEU:CD2	2.54	0.56
1:B:400:ASP:O	1:B:403:ILE:HG23	2.05	0.56
1:D:129:LEU:HD13	1:D:134:LEU:HD11	1.87	0.56
1:D:177:LEU:CD2	1:D:341:LEU:HG	2.35	0.56
1:D:445:ASP:CG	1:D:472:GLU:OE1	2.44	0.56

Continued on next page...

Continued from previous page...

Atom-1	Atom-2	Interatomic distance (Å)	Clash overlap (Å)
1:F:400:ASP:HB3	1:F:403:ILE:HG22	1.86	0.56
1:G:8:LEU:HD13	1:G:18:LEU:HD12	1.59	0.56
1:G:341:LEU:CD1	1:G:390:MET:HE2	2.36	0.56
1:H:166:ILE:HG12	1:H:281:ILE:HA	1.87	0.56
1:H:353:LYS:O	1:H:357:LEU:HG	2.06	0.56
1:H:35:VAL:HG13	1:H:48:VAL:HG23	1.87	0.56
1:A:176:ILE:O	1:A:180:PRO:CD	2.54	0.56
1:C:121:GLU:OE1	1:C:121:GLU:N	2.30	0.56
1:C:289:VAL:HG11	1:C:295:ALA:HB2	1.86	0.56
1:E:8:LEU:O	1:E:63:ARG:CG	2.52	0.56
1:G:321:GLY:O	1:G:430:ASN:ND2	2.39	0.56
1:B:341:LEU:O	1:B:387:TRP:HB2	2.06	0.56
1:E:161:MET:HG2	1:E:188:THR:O	2.06	0.56
1:E:189:ILE:O	1:E:189:ILE:CG2	2.43	0.56
1:G:189:ILE:HG23	1:G:189:ILE:O	2.06	0.56
1:H:414:THR:HG21	1:H:470:HIS:CE1	2.40	0.56
1:A:250:GLU:OE1	1:A:260:LEU:HD23	2.06	0.56
1:C:166:ILE:CG1	1:C:282:PRO:HD2	2.36	0.56
1:E:18:LEU:HD22	1:E:51:SER:OG	2.05	0.56
1:F:331:ALA:HB3	1:F:446:LYS:O	2.06	0.56
1:H:241:PRO:O	1:H:245:ILE:HG13	2.06	0.56
1:D:181:ILE:HD11	1:D:381:LEU:HD13	1.88	0.55
1:D:44:VAL:CG1	1:D:45:TYR:N	2.69	0.55
1:G:24:ALA:O	1:G:28:LYS:N	2.35	0.55
1:C:299:ALA:O	1:C:303:ILE:HG13	2.06	0.55
1:F:189:ILE:O	1:F:189:ILE:HG23	2.06	0.55
1:G:99:LYS:NZ	1:G:135:ASP:OD2	2.30	0.55
1:G:183:ALA:O	1:G:186:GLY:HA2	2.06	0.55
1:G:170:PRO:HG3	1:G:434:THR:OG1	2.06	0.55
1:H:166:ILE:CD1	1:H:281:ILE:CG2	2.71	0.55
1:E:92:LYS:O	1:E:95:MET:HB3	2.06	0.55
1:G:177:LEU:HD22	1:G:341:LEU:HD23	1.88	0.55
1:G:423:GLY:HA3	1:G:492:ILE:CG2	2.36	0.55
1:H:135:ASP:OD1	1:H:138:GLU:CG	2.54	0.55
1:H:189:ILE:HG23	1:H:189:ILE:O	2.07	0.55
1:H:206:VAL:CG1	1:H:334:ALA:HB2	2.36	0.55
1:B:242:ALA:O	1:B:246:THR:HG23	2.07	0.55
1:D:356:GLY:O	1:D:360:ILE:HG13	2.06	0.55
1:E:183:ALA:HB1	1:E:389:LYS:HE3	1.89	0.55
1:G:166:ILE:CG1	1:G:282:PRO:HD2	2.37	0.55
1:G:68:LEU:O	1:G:69:HIS:CD2	2.59	0.55

Continued on next page...

Continued from previous page...

Atom-1	Atom-2	Interatomic distance (Å)	Clash overlap (Å)
1:B:179:VAL:HG21	1:B:231:LEU:HD21	1.88	0.55
1:C:237:LEU:HD11	1:C:239:LEU:CB	2.36	0.55
1:E:192:THR:HA	1:E:232:VAL:O	2.06	0.55
1:F:191:LYS:HE3	1:F:193:SER:OG	2.06	0.55
1:G:223:ILE:HG23	1:G:396:ALA:HB1	1.89	0.55
1:G:416:THR:HG22	1:G:417:PHE:N	2.22	0.55
1:B:237:LEU:CD1	1:B:239:LEU:CB	2.84	0.55
1:B:418:THR:HG22	1:B:465:PRO:HA	1.87	0.55
1:G:126:VAL:CG2	1:G:246:THR:HG23	2.37	0.55
1:G:44:VAL:HG22	1:G:69:HIS:ND1	2.21	0.55
1:B:12:SER:CB	1:B:16:THR:HG21	2.37	0.55
1:B:185:ALA:HB1	1:B:367:VAL:HG11	1.88	0.55
1:D:180:PRO:CG	1:D:390:MET:HE2	2.17	0.55
1:E:35:VAL:CG1	1:E:48:VAL:CG2	2.84	0.55
1:G:174:THR:O	1:G:178:VAL:CG2	2.44	0.55
1:B:114:ASP:O	1:B:115:ARG:HB2	2.06	0.55
1:E:253:LEU:O	1:E:255:ILE:HG23	2.07	0.55
1:F:400:ASP:C	1:F:403:ILE:HG23	2.23	0.55
1:A:331:ALA:CB	1:A:446:LYS:O	2.55	0.55
1:B:170:PRO:HB2	1:B:323:PRO:HB3	1.89	0.55
1:C:166:ILE:HG12	1:C:282:PRO:HD2	1.87	0.55
1:E:134:LEU:HD22	1:E:138:GLU:HB3	1.89	0.55
1:A:400:ASP:C	1:A:403:ILE:HG23	2.24	0.55
1:A:342:MET:CE	1:A:405:PRO:CG	2.85	0.55
1:D:160:ILE:CG2	1:D:274:SER:HA	2.37	0.55
1:G:239:LEU:C	1:G:241:PRO:HD3	2.27	0.55
1:B:105:ILE:O	1:B:109:VAL:HG23	2.06	0.54
1:C:426:THR:HG21	1:C:493:GLU:CD	2.28	0.54
1:D:10:MET:HA	1:H:51:SER:CB	2.37	0.54
1:D:29:LEU:HD21	1:D:81:PRO:HG3	1.88	0.54
1:E:319:TYR:CE1	1:E:321:GLY:CA	2.90	0.54
1:E:35:VAL:HG13	1:E:48:VAL:HG23	1.88	0.54
1:G:170:PRO:CD	1:G:430:ASN:OD1	2.55	0.54
1:H:291:THR:OG1	1:H:294:GLU:HB2	2.06	0.54
1:B:189:ILE:O	1:B:189:ILE:HG23	2.07	0.54
1:C:189:ILE:HG23	1:C:189:ILE:O	2.07	0.54
1:F:212:ASP:O	1:F:215:PHE:CE2	2.60	0.54
1:F:61:ILE:O	1:F:61:ILE:CG1	2.55	0.54
1:G:400:ASP:CG	1:G:403:ILE:HG23	2.26	0.54
1:C:173:LYS:CD	1:C:336:GLU:OE1	2.54	0.54
1:G:423:GLY:HA3	1:G:492:ILE:HG21	1.88	0.54

Continued on next page...

Continued from previous page...

Atom-1	Atom-2	Interatomic distance (Å)	Clash overlap (Å)
1:B:18:LEU:N	1:B:60:GLY:O	2.34	0.54
1:C:246:THR:CG2	1:C:260:LEU:HD21	2.34	0.54
1:C:400:ASP:OD1	1:C:402:ASN:N	2.33	0.54
1:D:445:ASP:HB3	1:D:472:GLU:OE1	2.07	0.54
1:H:175:ASN:HD22	1:H:191:LYS:HE2	1.71	0.54
1:A:342:MET:HE2	1:A:405:PRO:CD	2.37	0.54
1:F:400:ASP:OD1	1:F:402:ASN:N	2.39	0.54
1:G:255:ILE:O	1:G:255:ILE:CG1	2.56	0.54
1:D:155:ILE:HD13	1:D:224:VAL:HG11	1.90	0.54
1:G:341:LEU:O	1:G:387:TRP:HB2	2.08	0.54
1:D:11:PHE:N	1:H:50:LEU:O	2.40	0.54
1:A:360:ILE:O	1:A:364:MET:HG3	2.07	0.54
1:C:426:THR:HG21	1:C:493:GLU:HB2	1.90	0.54
1:C:467:PHE:CD2	1:C:490:ILE:HD12	2.43	0.54
1:G:159:PRO:HA	1:G:275:GLN:NE2	2.22	0.54
1:B:220:ILE:HD11	1:B:232:VAL:HG11	1.88	0.54
1:B:469:ILE:HG21	1:B:477:LEU:CD1	2.34	0.54
1:D:151:ASP:O	1:D:239:LEU:HD23	2.08	0.54
1:G:169:VAL:HG13	1:G:169:VAL:O	2.08	0.54
1:G:255:ILE:HG13	1:G:255:ILE:O	2.07	0.54
1:G:424:TYR:HA	1:G:458:GLU:O	2.07	0.54
1:B:432:ALA:HB1	1:B:487:THR:HG22	1.83	0.54
1:C:3:ALA:HB3	1:C:59:VAL:HG13	1.90	0.54
1:D:237:LEU:CD1	1:D:239:LEU:CB	2.85	0.54
1:E:224:VAL:O	1:E:228:GLY:N	2.41	0.54
1:F:111:ASP:HB3	1:F:117:LEU:HG	1.90	0.54
1:G:413:LYS:O	1:G:414:THR:HG22	2.07	0.54
1:G:461:LYS:O	1:G:464:ASP:CG	2.46	0.54
1:H:180:PRO:CG	1:H:390:MET:HE2	2.37	0.54
1:C:283:THR:HA	1:C:289:VAL:O	2.08	0.53
1:D:189:ILE:O	1:D:189:ILE:HG23	2.08	0.53
1:E:54:VAL:O	1:E:54:VAL:HG13	2.08	0.53
1:E:44:VAL:HG22	1:E:69:HIS:CE1	2.43	0.53
1:F:90:TYR:CD1	1:F:104:GLU:HG2	2.43	0.53
1:G:166:ILE:HG12	1:G:282:PRO:HD2	1.90	0.53
1:H:166:ILE:HG12	1:H:282:PRO:CD	2.38	0.53
1:A:483:LEU:O	1:A:487:THR:HG23	2.09	0.53
1:F:202:GLY:H	1:F:205:ASP:HB2	1.71	0.53
1:G:176:ILE:O	1:G:180:PRO:CG	2.56	0.53
1:H:188:THR:HG23	1:H:228:GLY:O	2.08	0.53
1:C:241:PRO:O	1:C:245:ILE:HG13	2.08	0.53

Continued on next page...

Continued from previous page...

Atom-1	Atom-2	Interatomic distance (Å)	Clash overlap (Å)
1:E:329:GLY:O	1:E:333:GLU:HG3	2.08	0.53
1:G:183:ALA:O	1:G:186:GLY:CA	2.56	0.53
1:H:305:LEU:HG	1:H:309:LEU:HD12	1.91	0.53
1:A:237:LEU:C	1:A:237:LEU:HD12	2.29	0.53
1:E:394:ILE:HG22	1:E:399:GLY:C	2.29	0.53
1:C:26:GLU:O	1:G:476:ARG:NH2	2.41	0.53
1:H:394:ILE:O	1:H:397:GLN:CB	2.56	0.53
1:C:305:LEU:O	1:C:305:LEU:HD12	2.08	0.53
1:C:143:THR:HG21	1:C:309:LEU:HD11	1.91	0.53
1:D:436:ILE:O	1:D:439:ALA:HB3	2.08	0.53
1:F:192:THR:HG22	1:F:232:VAL:HG23	1.90	0.53
1:F:146:MET:HE1	1:F:243:ASP:HA	1.89	0.53
1:F:67:ASP:OD1	1:F:68:LEU:N	2.41	0.53
1:H:175:ASN:ND2	1:H:191:LYS:HE2	2.24	0.53
1:A:212:ASP:O	1:A:215:PHE:CE2	2.59	0.53
1:B:173:LYS:CE	1:B:333:GLU:HG2	2.35	0.53
1:B:161:MET:O	1:B:189:ILE:HG13	2.09	0.53
1:B:281:ILE:CD1	1:B:298:LEU:HD23	2.35	0.53
1:D:44:VAL:HG21	1:D:69:HIS:CG	2.44	0.53
1:G:59:VAL:HG13	1:G:59:VAL:O	2.08	0.53
1:B:170:PRO:CD	1:B:430:ASN:ND2	2.72	0.53
1:E:169:VAL:O	1:E:169:VAL:HG13	2.08	0.53
1:G:341:LEU:CD1	1:G:390:MET:HG2	2.33	0.53
1:H:391:LYS:HD2	1:H:401:PRO:HB3	1.90	0.53
1:B:212:ASP:O	1:B:215:PHE:HE2	1.91	0.53
1:B:426:THR:HG21	1:B:493:GLU:HB2	1.91	0.53
1:E:224:VAL:O	1:E:228:GLY:CA	2.57	0.53
1:F:319:TYR:CE1	1:F:321:GLY:HA3	2.44	0.53
1:G:342:MET:HE2	1:G:405:PRO:HG2	1.89	0.53
1:H:240:ALA:N	1:H:241:PRO:CD	2.72	0.53
1:H:166:ILE:HG12	1:H:282:PRO:HD2	1.87	0.53
1:C:173:LYS:CE	1:C:336:GLU:OE1	2.56	0.52
1:E:122:ILE:CD1	1:E:245:ILE:HG22	2.40	0.52
1:H:157:ARG:O	1:H:160:ILE:HD11	2.09	0.52
1:D:155:ILE:HD12	1:D:224:VAL:HG11	1.90	0.52
1:G:237:LEU:CD1	1:G:239:LEU:CB	2.86	0.52
1:G:355:THR:O	1:G:359:GLY:N	2.35	0.52
1:H:180:PRO:CG	1:H:390:MET:HE1	2.32	0.52
1:H:44:VAL:HG22	1:H:45:TYR:N	2.24	0.52
1:B:102:LYS:O	1:B:106:GLU:HG3	2.09	0.52
1:C:59:VAL:O	1:C:59:VAL:HG23	2.07	0.52

Continued on next page...

Continued from previous page...

Atom-1	Atom-2	Interatomic distance (Å)	Clash overlap (Å)
1:G:179:VAL:HG21	1:G:231:LEU:CD2	2.39	0.52
1:H:188:THR:HA	1:H:228:GLY:O	2.10	0.52
1:D:335:ARG:O	1:D:339:SER:OG	2.22	0.52
1:E:155:ILE:HA	1:E:221:LYS:CE	2.38	0.52
1:F:423:GLY:HA3	1:F:492:ILE:HG23	1.91	0.52
1:G:27:ALA:O	1:G:28:LYS:CB	2.56	0.52
1:B:166:ILE:CD1	1:B:281:ILE:HG23	2.37	0.52
1:D:135:ASP:HB3	1:D:138:GLU:OE1	2.10	0.52
1:E:18:LEU:N	1:E:60:GLY:O	2.34	0.52
1:G:29:LEU:HD13	1:G:48:VAL:HG21	1.91	0.52
1:G:446:LYS:N	1:G:446:LYS:CD	2.65	0.52
1:A:342:MET:HE2	1:A:405:PRO:CG	2.39	0.52
1:A:18:LEU:N	1:A:60:GLY:O	2.29	0.52
1:G:224:VAL:O	1:G:228:GLY:N	2.38	0.52
1:G:327:THR:OG1	1:G:336:GLU:OE1	2.27	0.52
1:C:400:ASP:OD1	1:C:402:ASN:HB2	2.10	0.52
1:E:35:VAL:HG13	1:E:48:VAL:CG2	2.40	0.52
1:E:94:LYS:HB2	1:E:100:LEU:HD11	1.92	0.52
1:G:319:TYR:CZ	1:G:321:GLY:HA3	2.44	0.52
1:G:461:LYS:N	1:G:464:ASP:OD2	2.38	0.52
1:A:166:ILE:CD1	1:A:281:ILE:HG23	2.39	0.52
1:A:426:THR:HG21	1:A:493:GLU:HB2	1.92	0.52
1:D:178:VAL:O	1:D:182:VAL:HG23	2.09	0.52
1:E:155:ILE:O	1:E:156:ASP:C	2.48	0.52
1:F:425:VAL:O	1:F:425:VAL:HG12	2.09	0.52
1:G:246:THR:CG2	1:G:260:LEU:HD21	2.32	0.52
1:G:363:GLU:HG3	1:G:373:GLY:HA3	1.92	0.52
1:G:423:GLY:O	1:G:460:VAL:N	2.35	0.52
1:H:210:PHE:CD2	1:H:338:LEU:HD11	2.44	0.52
1:D:3:ALA:HB3	1:D:59:VAL:HG13	1.92	0.52
1:E:155:ILE:HD13	1:E:224:VAL:CG2	2.38	0.52
1:G:452:LEU:CD2	1:G:467:PHE:HB2	2.27	0.52
1:A:44:VAL:HG22	1:A:45:TYR:N	2.25	0.52
1:B:101:ARG:HB2	1:B:104:GLU:HG3	1.92	0.52
1:C:292:VAL:HG23	1:C:293:GLU:N	2.25	0.52
1:D:192:THR:HA	1:D:232:VAL:O	2.10	0.52
1:D:253:LEU:O	1:D:255:ILE:HG23	2.09	0.52
1:D:5:ILE:HA	1:D:59:VAL:HG23	1.92	0.52
1:E:59:VAL:O	1:E:59:VAL:CG1	2.58	0.52
1:G:178:VAL:HA	1:G:181:ILE:HD12	1.91	0.52
1:A:189:ILE:HG23	1:A:189:ILE:O	2.10	0.51

Continued on next page...

Continued from previous page...

Atom-1	Atom-2	Interatomic distance (Å)	Clash overlap (Å)
1:C:117:LEU:CD2	1:C:121:GLU:HG2	2.39	0.51
1:C:296:ARG:O	1:C:300:ARG:HG3	2.10	0.51
1:E:54:VAL:CG1	1:E:54:VAL:O	2.58	0.51
1:G:488:GLU:N	1:G:489:PRO:CD	2.73	0.51
1:H:233:TRP:CE2	1:H:235:GLY:HA3	2.45	0.51
1:H:163:VAL:HB	1:H:361:LEU:HD11	1.92	0.51
1:A:32:ASP:N	1:A:48:VAL:O	2.25	0.51
1:D:237:LEU:CD1	1:D:239:LEU:HB2	2.41	0.51
1:G:112:ILE:HG23	1:G:122:ILE:HD11	1.92	0.51
1:B:237:LEU:C	1:B:237:LEU:HD12	2.30	0.51
1:B:331:ALA:CB	1:B:446:LYS:O	2.59	0.51
1:C:169:VAL:HG21	1:C:282:PRO:HB3	1.92	0.51
1:C:59:VAL:HG11	1:C:79:VAL:CG2	2.38	0.51
1:E:144:ILE:CG1	1:E:309:LEU:CD2	2.87	0.51
1:E:278:LEU:HD13	1:E:360:ILE:CG2	2.40	0.51
1:A:237:LEU:CD1	1:A:239:LEU:CB	2.88	0.51
1:D:187:LEU:CD1	1:D:365:GLY:HA3	2.41	0.51
1:F:129:LEU:HD22	1:F:134:LEU:HG	1.92	0.51
1:F:169:VAL:HG21	1:F:282:PRO:HB3	1.91	0.51
1:F:487:THR:O	1:F:488:GLU:C	2.47	0.51
1:F:87:SER:HA	1:F:90:TYR:HD2	1.75	0.51
1:H:166:ILE:HD13	1:H:281:ILE:CG2	2.24	0.51
1:A:114:ASP:O	1:A:115:ARG:CB	2.56	0.51
1:C:102:LYS:O	1:C:106:GLU:HG3	2.10	0.51
1:E:400:ASP:O	1:E:403:ILE:CG2	2.52	0.51
1:G:143:THR:OG1	1:G:263:ALA:HA	2.10	0.51
1:G:206:VAL:HG13	1:G:334:ALA:CB	2.40	0.51
1:G:215:PHE:CB	1:G:220:ILE:HD11	2.41	0.51
1:G:354:ALA:O	1:G:358:ALA:CB	2.59	0.51
1:H:117:LEU:CD2	1:H:121:GLU:CG	2.88	0.51
1:H:100:LEU:N	1:H:138:GLU:OE2	2.38	0.51
1:H:305:LEU:HG	1:H:309:LEU:CD1	2.40	0.51
1:H:206:VAL:HG13	1:H:334:ALA:HB2	1.91	0.51
1:C:432:ALA:O	1:C:436:ILE:HG13	2.10	0.51
1:D:212:ASP:O	1:D:215:PHE:CE2	2.60	0.51
1:D:394:ILE:HG23	1:D:399:GLY:HA3	1.92	0.51
1:G:164:HIS:CD2	1:G:265:ILE:HG23	2.45	0.51
1:G:176:ILE:HG22	1:G:390:MET:HE3	1.91	0.51
1:H:292:VAL:HG23	1:H:293:GLU:N	2.25	0.51
1:H:328:VAL:HG12	1:H:329:GLY:N	2.26	0.51
1:H:61:ILE:CG1	1:H:61:ILE:O	2.58	0.51

Continued on next page...

Continued from previous page...

Atom-1	Atom-2	Interatomic distance (Å)	Clash overlap (Å)
1:A:237:LEU:CD1	1:A:239:LEU:HB2	2.41	0.51
1:B:17:VAL:HA	1:B:60:GLY:O	2.10	0.51
1:D:8:LEU:HD13	1:D:18:LEU:HD11	1.91	0.51
1:H:360:ILE:HG22	1:H:364:MET:SD	2.51	0.51
1:C:329:GLY:N	1:C:333:GLU:OE2	2.37	0.51
1:E:176:ILE:O	1:E:180:PRO:CD	2.54	0.51
1:F:227:VAL:O	1:F:389:LYS:CE	2.58	0.51
1:F:436:ILE:CG2	1:F:450:ILE:HD11	2.41	0.51
1:F:94:LYS:HD3	1:F:94:LYS:O	2.11	0.51
1:G:334:ALA:O	1:G:338:LEU:HG	2.11	0.51
1:G:55:GLY:O	1:G:58:GLU:HB2	2.10	0.51
1:H:30:HIS:N	1:H:33:ASP:OD2	2.43	0.51
1:H:426:THR:HG21	1:H:493:GLU:HB2	1.91	0.51
1:C:20:ASN:ND2	1:C:22:GLU:CB	2.73	0.51
1:C:415:TYR:CD2	1:C:481:ILE:HD13	2.46	0.51
1:D:324:ILE:HD12	1:D:324:ILE:N	2.26	0.51
1:D:445:ASP:CB	1:D:472:GLU:OE1	2.59	0.51
1:E:117:LEU:CD2	1:E:121:GLU:CG	2.88	0.51
1:E:342:MET:HE1	1:E:405:PRO:HD2	1.93	0.51
1:G:215:PHE:CA	1:G:220:ILE:HD11	2.40	0.51
1:G:413:LYS:C	1:G:414:THR:CG2	2.78	0.51
1:B:134:LEU:HD22	1:B:138:GLU:HB3	1.93	0.51
1:C:173:LYS:NZ	1:C:336:GLU:OE1	2.43	0.51
1:C:418:THR:HA	1:C:464:ASP:O	2.11	0.51
1:D:461:LYS:N	1:D:464:ASP:OD2	2.44	0.51
1:E:292:VAL:CG2	1:E:293:GLU:N	2.74	0.51
1:H:368:ALA:HB2	1:H:376:MET:SD	2.51	0.51
1:C:191:LYS:HE3	1:C:193:SER:OG	2.11	0.50
1:D:129:LEU:HD12	1:D:260:LEU:HD22	1.92	0.50
1:E:154:ASP:O	1:E:221:LYS:CD	2.56	0.50
1:E:18:LEU:CD2	1:E:49:ALA:HB3	2.38	0.50
1:G:164:HIS:O	1:G:280:ASP:N	2.38	0.50
1:G:220:ILE:O	1:G:224:VAL:HG23	2.11	0.50
1:G:165:SER:HB2	1:G:280:ASP:HB3	1.91	0.50
1:H:166:ILE:HD11	1:H:281:ILE:CG2	2.36	0.50
1:H:477:LEU:O	1:H:477:LEU:HD12	2.11	0.50
1:A:177:LEU:HD22	1:A:341:LEU:HG	1.92	0.50
1:A:399:GLY:O	1:A:401:PRO:CD	2.55	0.50
1:B:32:ASP:N	1:B:48:VAL:O	2.32	0.50
1:C:448:ALA:HA	1:C:470:HIS:O	2.11	0.50
1:E:332:LEU:HD12	1:E:449:GLY:HA3	1.93	0.50

Continued on next page...

Continued from previous page...

Atom-1	Atom-2	Interatomic distance (Å)	Clash overlap (Å)
1:F:180:PRO:CG	1:F:390:MET:HE2	2.34	0.50
1:F:183:ALA:O	1:F:186:GLY:N	2.43	0.50
1:F:237:LEU:C	1:F:237:LEU:HD12	2.32	0.50
1:H:118:ARG:O	1:H:122:ILE:HG13	2.11	0.50
1:H:8:LEU:HD13	1:H:18:LEU:HD11	1.90	0.50
1:B:390:MET:O	1:B:394:ILE:HG13	2.10	0.50
1:F:227:VAL:O	1:F:389:LYS:NZ	2.43	0.50
1:F:35:VAL:HG11	1:F:48:VAL:CG2	2.41	0.50
1:G:127:THR:O	1:G:131:ILE:HG13	2.11	0.50
1:G:177:LEU:CD2	1:G:341:LEU:HD21	2.41	0.50
1:G:415:TYR:CE2	1:G:417:PHE:CD1	2.87	0.50
1:G:447:GLY:HA3	1:G:472:GLU:OE2	2.12	0.50
1:A:400:ASP:CB	1:A:403:ILE:CG2	2.87	0.50
1:A:54:VAL:CG1	1:A:58:GLU:O	2.59	0.50
1:D:10:MET:CB	1:H:51:SER:CB	2.87	0.50
1:D:163:VAL:O	1:D:163:VAL:CG1	2.59	0.50
1:E:154:ASP:O	1:E:221:LYS:NZ	2.41	0.50
1:E:164:HIS:HB3	1:E:279:ILE:HD13	1.92	0.50
1:G:250:GLU:OE1	1:G:256:ASP:OD1	2.30	0.50
1:G:368:ALA:CB	1:G:376:MET:HE1	2.31	0.50
1:G:474:GLU:O	1:G:478:ASP:OD1	2.30	0.50
1:B:332:LEU:CD1	1:B:449:GLY:HA3	2.41	0.50
1:C:66:LEU:O	1:C:69:HIS:O	2.30	0.50
1:E:127:THR:O	1:E:131:ILE:HG13	2.11	0.50
1:F:32:ASP:O	1:F:32:ASP:OD1	2.30	0.50
1:H:164:HIS:NE2	1:H:265:ILE:HG23	2.27	0.50
1:A:483:LEU:O	1:A:487:THR:OG1	2.30	0.50
1:B:12:SER:CB	1:B:16:THR:CG2	2.89	0.50
1:B:326:HIS:HB3	1:B:452:LEU:O	2.11	0.50
1:C:170:PRO:HB2	1:C:323:PRO:HB3	1.94	0.50
1:C:332:LEU:HD12	1:C:449:GLY:HA3	1.94	0.50
1:E:173:LYS:CE	1:E:333:GLU:HG2	2.41	0.50
1:E:61:ILE:O	1:E:61:ILE:HG13	2.11	0.50
1:F:330:PRO:HG2	1:F:446:LYS:HA	1.92	0.50
1:G:191:LYS:HB3	1:G:231:LEU:HD23	1.93	0.50
1:G:323:PRO:HD3	1:G:430:ASN:OD1	2.10	0.50
1:H:117:LEU:CD2	1:H:121:GLU:CB	2.86	0.50
1:H:391:LYS:HD2	1:H:401:PRO:CB	2.42	0.50
1:H:54:VAL:HG11	1:H:58:GLU:O	2.12	0.50
1:A:192:THR:O	1:A:192:THR:OG1	2.30	0.50
1:B:9:ASP:OD1	1:B:9:ASP:O	2.30	0.50

Continued on next page...

Continued from previous page...

Atom-1	Atom-2	Interatomic distance (Å)	Clash overlap (Å)
1:C:24:ALA:HB1	1:C:50:LEU:HD21	1.94	0.50
1:G:117:LEU:HD22	1:G:121:GLU:CB	2.42	0.50
1:H:66:LEU:O	1:H:69:HIS:O	2.30	0.50
1:B:134:LEU:HD22	1:B:138:GLU:CB	2.42	0.50
1:C:174:THR:CG2	1:C:354:ALA:HB2	2.42	0.50
1:E:224:VAL:O	1:E:228:GLY:HA2	2.11	0.50
1:H:255:ILE:O	1:H:255:ILE:HG13	2.11	0.50
1:A:379:GLU:O	1:A:383:SER:CB	2.60	0.49
1:B:92:LYS:O	1:B:95:MET:CB	2.59	0.49
1:E:202:GLY:O	1:E:206:VAL:HG23	2.12	0.49
1:F:215:PHE:CD2	1:F:232:VAL:HG12	2.46	0.49
1:G:206:VAL:CG1	1:G:334:ALA:HA	2.42	0.49
1:G:68:LEU:C	1:G:69:HIS:CD2	2.85	0.49
1:G:99:LYS:HD2	1:G:135:ASP:OD2	2.12	0.49
1:C:419:ALA:N	1:C:464:ASP:O	2.42	0.49
1:A:224:VAL:O	1:A:228:GLY:N	2.44	0.49
1:B:477:LEU:O	1:B:481:ILE:HG13	2.12	0.49
1:C:104:GLU:O	1:C:108:ILE:HG13	2.12	0.49
1:D:169:VAL:CG1	1:D:324:ILE:HD12	2.39	0.49
1:D:191:LYS:CE	1:D:193:SER:OG	2.48	0.49
1:E:9:ASP:O	1:E:9:ASP:OD1	2.30	0.49
1:D:35:VAL:HG13	1:D:48:VAL:HG23	1.93	0.49
1:D:72:SER:O	1:D:75:GLU:CB	2.60	0.49
1:F:342:MET:HE2	1:F:405:PRO:HG2	1.94	0.49
1:H:374:LYS:HA	1:H:377:ALA:HB3	1.93	0.49
1:A:9:ASP:O	1:A:9:ASP:OD1	2.30	0.49
1:C:335:ARG:HG2	1:C:408:ILE:HB	1.94	0.49
1:D:461:LYS:O	1:D:464:ASP:OD2	2.30	0.49
1:F:280:ASP:O	1:F:282:PRO:HD3	2.11	0.49
1:G:44:VAL:HG22	1:G:69:HIS:CD2	2.48	0.49
1:H:64:ASP:O	1:H:67:ASP:OD1	2.30	0.49
1:D:296:ARG:O	1:D:300:ARG:HG3	2.12	0.49
1:F:368:ALA:HB2	1:F:376:MET:SD	2.51	0.49
1:G:233:TRP:CE2	1:G:235:GLY:HA3	2.48	0.49
1:H:129:LEU:O	1:H:133:GLY:N	2.43	0.49
1:C:233:TRP:CD1	1:C:233:TRP:C	2.82	0.49
1:G:176:ILE:O	1:G:180:PRO:CD	2.61	0.49
1:G:477:LEU:O	1:G:481:ILE:HG13	2.11	0.49
1:H:179:VAL:CB	1:H:180:PRO:CD	2.80	0.49
1:H:309:LEU:CB	1:H:311:GLN:OE1	2.61	0.49
1:A:129:LEU:HD12	1:A:260:LEU:HD13	1.95	0.49

Continued on next page...

Continued from previous page...

Atom-1	Atom-2	Interatomic distance (Å)	Clash overlap (Å)
1:A:151:ASP:HB3	1:A:217:LEU:CD1	2.42	0.49
1:C:177:LEU:HD23	1:C:341:LEU:HG	1.95	0.49
1:D:280:ASP:O	1:D:282:PRO:HD3	2.12	0.49
1:D:170:PRO:HD2	1:D:430:ASN:ND2	2.28	0.49
1:G:100:LEU:HB3	1:G:105:ILE:HG13	1.94	0.49
1:G:114:ASP:O	1:G:115:ARG:HB2	2.13	0.49
1:H:35:VAL:HG22	1:H:46:GLY:O	2.13	0.49
1:A:220:ILE:CD1	1:A:232:VAL:HG21	2.41	0.49
1:C:471:ALA:HB3	1:C:477:LEU:HB2	1.94	0.49
1:D:114:ASP:O	1:D:115:ARG:CG	2.60	0.49
1:E:414:THR:HA	1:E:469:ILE:O	2.13	0.49
1:G:129:LEU:HD22	1:G:134:LEU:HG	1.95	0.49
1:G:394:ILE:HG22	1:G:399:GLY:CA	2.41	0.49
1:H:202:GLY:O	1:H:206:VAL:HG23	2.12	0.49
1:A:176:ILE:O	1:A:180:PRO:HD2	2.13	0.49
1:A:484:ALA:CA	1:A:487:THR:OG1	2.59	0.49
1:B:131:ILE:HD11	1:F:95:MET:HG3	1.95	0.49
1:B:16:THR:OG1	1:B:62:SER:HB3	2.12	0.49
1:C:135:ASP:O	1:C:139:ILE:HG13	2.13	0.49
1:D:26:GLU:O	1:H:476:ARG:NH2	2.45	0.49
1:F:114:ASP:O	1:F:115:ARG:HB2	2.11	0.49
1:G:418:THR:HB	1:G:463:GLY:C	2.33	0.49
1:G:9:ASP:O	1:G:9:ASP:OD1	2.30	0.49
1:A:121:GLU:H	1:A:121:GLU:CD	2.16	0.48
1:A:135:ASP:O	1:A:139:ILE:HG13	2.13	0.48
1:B:170:PRO:HG2	1:B:430:ASN:OD1	2.13	0.48
1:E:359:GLY:O	1:E:363:GLU:HG3	2.13	0.48
1:E:330:PRO:HG2	1:E:446:LYS:HA	1.94	0.48
1:F:243:ASP:O	1:F:247:ILE:CG1	2.58	0.48
1:H:253:LEU:O	1:H:254:SER:CB	2.61	0.48
1:H:436:ILE:CG2	1:H:469:ILE:HD11	2.38	0.48
1:H:54:VAL:CG1	1:H:58:GLU:O	2.61	0.48
1:B:203:THR:O	1:B:207:VAL:HG23	2.12	0.48
1:D:135:ASP:OD1	1:D:135:ASP:C	2.51	0.48
1:D:190:PRO:HB3	1:D:224:VAL:HG21	1.95	0.48
1:D:183:ALA:HB2	1:D:229:ALA:HB2	1.95	0.48
1:F:175:ASN:ND2	1:F:191:LYS:HE2	2.28	0.48
1:G:416:THR:CG2	1:G:417:PHE:N	2.75	0.48
1:A:72:SER:O	1:A:75:GLU:CB	2.62	0.48
1:B:14:ARG:CG	1:B:16:THR:HG23	2.43	0.48
1:C:161:MET:O	1:C:189:ILE:HG13	2.13	0.48

Continued on next page...

Continued from previous page...

Atom-1	Atom-2	Interatomic distance (Å)	Clash overlap (Å)
1:C:246:THR:O	1:C:250:GLU:HG3	2.13	0.48
1:D:43:ALA:O	1:D:44:VAL:HG23	2.14	0.48
1:E:483:LEU:O	1:E:487:THR:OG1	2.24	0.48
1:F:17:VAL:HA	1:F:60:GLY:O	2.13	0.48
1:G:163:VAL:HG23	1:G:278:LEU:HD23	1.94	0.48
1:G:12:SER:CB	1:G:16:THR:OG1	2.61	0.48
1:H:102:LYS:O	1:H:106:GLU:HG3	2.13	0.48
1:A:400:ASP:CB	1:A:403:ILE:HG22	2.38	0.48
1:B:176:ILE:O	1:B:180:PRO:CD	2.60	0.48
1:D:169:VAL:HG21	1:D:282:PRO:HB3	1.94	0.48
1:E:405:PRO:O	1:E:408:ILE:HG13	2.12	0.48
1:G:177:LEU:CD2	1:G:341:LEU:CD2	2.88	0.48
1:H:14:ARG:HB3	1:H:14:ARG:NH1	2.29	0.48
1:H:160:ILE:CG2	1:H:274:SER:HA	2.43	0.48
1:E:360:ILE:O	1:E:364:MET:HG3	2.13	0.48
1:F:492:ILE:O	1:F:493:GLU:HG3	2.13	0.48
1:H:258:THR:O	1:H:262:LEU:HG	2.14	0.48
1:A:170:PRO:CG	1:A:430:ASN:HB3	2.44	0.48
1:D:169:VAL:HG12	1:D:324:ILE:CD1	2.36	0.48
1:F:37:ILE:HG12	1:F:79:VAL:HG22	1.96	0.48
1:G:32:ASP:O	1:G:118:ARG:NH1	2.22	0.48
1:A:134:LEU:HD22	1:A:138:GLU:HB3	1.95	0.48
1:A:200:ALA:HB2	1:A:434:THR:HG23	1.95	0.48
1:E:121:GLU:N	1:E:121:GLU:OE1	2.41	0.48
1:F:54:VAL:CG1	1:F:58:GLU:HB2	2.43	0.48
1:H:99:LYS:HG3	1:H:138:GLU:OE2	2.14	0.48
1:D:51:SER:HB2	1:H:9:ASP:O	2.13	0.48
1:B:358:ALA:O	1:B:362:LEU:HG	2.13	0.48
1:C:202:GLY:O	1:C:206:VAL:HG23	2.14	0.48
1:C:39:ALA:HB2	1:C:77:VAL:CB	2.44	0.48
1:D:319:TYR:CZ	1:D:321:GLY:HA3	2.48	0.48
1:B:176:ILE:HG23	1:B:390:MET:CE	2.43	0.48
1:D:59:VAL:CG1	1:D:79:VAL:HG21	2.41	0.48
1:E:363:GLU:OE1	1:E:370:ALA:HA	2.13	0.48
1:G:73:GLU:HG3	1:G:74:GLY:N	2.28	0.48
1:H:175:ASN:CB	1:H:191:LYS:HE2	2.42	0.48
1:D:101:ARG:HB2	1:D:104:GLU:OE1	2.14	0.48
1:D:44:VAL:CG2	1:D:69:HIS:ND1	2.76	0.48
1:E:276:TYR:HB3	1:E:364:MET:HE2	1.96	0.48
1:H:163:VAL:HG13	1:H:163:VAL:O	2.13	0.48
1:H:339:SER:O	1:H:343:THR:HG23	2.14	0.48

Continued on next page...

Continued from previous page...

Atom-1	Atom-2	Interatomic distance (Å)	Clash overlap (Å)
1:B:483:LEU:O	1:B:487:THR:OG1	2.30	0.47
1:C:114:ASP:O	1:C:115:ARG:HB2	2.14	0.47
1:C:164:HIS:CE1	1:C:265:ILE:CD1	2.78	0.47
1:D:135:ASP:CB	1:D:138:GLU:OE1	2.61	0.47
1:E:174:THR:O	1:E:178:VAL:HG23	2.14	0.47
1:F:31:PRO:O	1:F:32:ASP:HB3	2.14	0.47
1:G:388:GLU:O	1:G:391:LYS:HB2	2.14	0.47
1:G:473:HIS:HB2	1:G:476:ARG:CB	2.27	0.47
1:H:114:ASP:O	1:H:115:ARG:HB2	2.14	0.47
1:C:169:VAL:CG2	1:C:282:PRO:HB3	2.44	0.47
1:D:109:VAL:O	1:D:113:VAL:HG23	2.14	0.47
1:E:156:ASP:N	1:E:221:LYS:HE3	2.28	0.47
1:G:163:VAL:O	1:G:163:VAL:CG1	2.62	0.47
1:G:159:PRO:CA	1:G:275:GLN:HE21	2.27	0.47
1:B:220:ILE:CD1	1:B:232:VAL:HG11	2.45	0.47
1:B:31:PRO:HG3	1:B:50:LEU:HG	1.95	0.47
1:C:203:THR:O	1:C:207:VAL:CG2	2.41	0.47
1:C:253:LEU:O	1:C:255:ILE:HG23	2.14	0.47
1:D:10:MET:HA	1:H:51:SER:HB3	1.96	0.47
1:D:161:MET:O	1:D:189:ILE:HG13	2.13	0.47
1:F:166:ILE:CD1	1:F:281:ILE:HG23	2.45	0.47
1:F:54:VAL:HG13	1:F:58:GLU:HB2	1.95	0.47
1:H:328:VAL:O	1:H:332:LEU:HD12	2.14	0.47
1:H:414:THR:HA	1:H:469:ILE:O	2.14	0.47
1:A:163:VAL:HB	1:A:361:LEU:HD11	1.96	0.47
1:B:437:ALA:HB2	1:B:450:ILE:HD12	1.97	0.47
1:D:185:ALA:CB	1:D:362:LEU:HD21	2.45	0.47
1:G:126:VAL:HG21	1:G:246:THR:HG23	1.95	0.47
1:B:54:VAL:O	1:B:54:VAL:HG13	2.14	0.47
1:D:375:LYS:O	1:D:379:GLU:HG3	2.15	0.47
1:F:183:ALA:HB3	1:F:389:LYS:HG2	1.97	0.47
1:F:490:ILE:HG22	1:F:492:ILE:CD1	2.44	0.47
1:G:175:ASN:HD22	1:G:191:LYS:CE	2.22	0.47
1:G:341:LEU:CD1	1:G:390:MET:CE	2.92	0.47
1:C:171:GLY:O	1:C:173:LYS:NZ	2.41	0.47
1:E:179:VAL:CB	1:E:180:PRO:CD	2.89	0.47
1:G:240:ALA:N	1:G:241:PRO:HD3	2.29	0.47
1:G:492:ILE:HG22	1:G:493:GLU:N	2.29	0.47
1:H:215:PHE:HD2	1:H:232:VAL:HG11	1.80	0.47
1:H:328:VAL:O	1:H:332:LEU:HB2	2.15	0.47
1:A:331:ALA:HB2	1:A:446:LYS:O	2.15	0.47

Continued on next page...

Continued from previous page...

Atom-1	Atom-2	Interatomic distance (Å)	Clash overlap (Å)
1:B:135:ASP:OD1	1:B:136:MET:N	2.48	0.47
1:B:471:ALA:CB	1:B:477:LEU:HB2	2.44	0.47
1:E:117:LEU:HD22	1:E:121:GLU:CG	2.44	0.47
1:E:169:VAL:O	1:E:169:VAL:CG1	2.63	0.47
1:E:314:GLU:OE1	1:E:364:MET:SD	2.72	0.47
1:E:92:LYS:O	1:E:95:MET:CB	2.62	0.47
1:F:418:THR:HA	1:F:465:PRO:HA	1.96	0.47
1:H:265:ILE:HD12	1:H:302:PHE:CZ	2.44	0.47
1:D:418:THR:HA	1:D:464:ASP:O	2.15	0.47
1:G:211:ALA:HB2	1:G:394:ILE:HG23	1.96	0.47
1:G:477:LEU:C	1:G:477:LEU:HD12	2.33	0.47
1:A:237:LEU:HD12	1:A:237:LEU:O	2.15	0.47
1:A:255:ILE:CG1	1:A:255:ILE:O	2.62	0.47
1:A:11:PHE:HD1	1:A:64:ASP:OD1	1.96	0.47
1:D:179:VAL:HB	1:D:180:PRO:HD3	1.97	0.47
1:D:237:LEU:HD11	1:D:239:LEU:HB2	1.96	0.47
1:E:192:THR:OG1	1:E:192:THR:O	2.30	0.47
1:G:166:ILE:CD1	1:G:289:VAL:HG23	2.37	0.47
1:A:237:LEU:HD11	1:A:239:LEU:HB2	1.96	0.47
1:B:170:PRO:HG3	1:B:430:ASN:HB3	1.91	0.47
1:D:335:ARG:HG2	1:D:408:ILE:HB	1.97	0.47
1:E:44:VAL:HG12	1:E:45:TYR:N	2.29	0.47
1:E:144:ILE:HD11	1:E:309:LEU:HD23	1.96	0.47
1:G:135:ASP:OD1	1:G:138:GLU:CG	2.45	0.47
1:G:492:ILE:O	1:G:493:GLU:HG3	2.14	0.47
1:F:214:SER:O	1:F:215:PHE:CG	2.68	0.46
1:G:488:GLU:OE1	1:G:488:GLU:HA	2.15	0.46
1:H:164:HIS:CD2	1:H:265:ILE:HG23	2.51	0.46
1:H:191:LYS:N	1:H:230:CYS:O	2.40	0.46
1:D:10:MET:CA	1:H:51:SER:HB3	2.43	0.46
1:A:172:ASN:OD1	1:A:174:THR:HB	2.15	0.46
1:C:208:GLU:HA	1:C:211:ALA:O	2.15	0.46
1:D:44:VAL:CG2	1:D:69:HIS:NE2	2.77	0.46
1:F:220:ILE:CD1	1:F:232:VAL:HG21	2.45	0.46
1:F:35:VAL:CG1	1:F:48:VAL:HG23	2.38	0.46
1:G:327:THR:OG1	1:G:336:GLU:CD	2.53	0.46
1:G:448:ALA:HA	1:G:470:HIS:O	2.15	0.46
1:G:44:VAL:CG2	1:G:69:HIS:CD2	2.98	0.46
1:D:10:MET:CA	1:H:51:SER:CB	2.93	0.46
1:H:90:TYR:CD1	1:H:90:TYR:N	2.79	0.46
1:A:20:ASN:OD1	1:A:20:ASN:C	2.54	0.46

Continued on next page...

Continued from previous page...

Atom-1	Atom-2	Interatomic distance (Å)	Clash overlap (Å)
1:A:224:VAL:O	1:A:228:GLY:HA2	2.15	0.46
1:C:179:VAL:CB	1:C:180:PRO:HD3	2.43	0.46
1:E:219:GLU:O	1:E:223:ILE:HG13	2.13	0.46
1:H:237:LEU:CD1	1:H:239:LEU:HB2	2.44	0.46
1:C:135:ASP:OD1	1:C:138:GLU:CB	2.62	0.46
1:C:415:TYR:HE2	1:C:417:PHE:CE2	2.33	0.46
1:H:237:LEU:HD11	1:H:239:LEU:CG	2.23	0.46
1:H:327:THR:OG1	1:H:336:GLU:OE1	2.33	0.46
1:A:135:ASP:OD1	1:A:136:MET:N	2.49	0.46
1:A:224:VAL:O	1:A:228:GLY:CA	2.64	0.46
1:C:108:ILE:O	1:C:112:ILE:HG13	2.15	0.46
1:E:280:ASP:OD1	1:E:281:ILE:N	2.48	0.46
1:E:351:ILE:HD12	1:E:381:LEU:HD21	1.97	0.46
1:F:28:LYS:O	1:F:30:HIS:CD2	2.68	0.46
1:G:445:ASP:HB3	1:G:472:GLU:OE1	2.15	0.46
1:H:14:ARG:HB3	1:H:14:ARG:CZ	2.45	0.46
1:C:72:SER:O	1:C:75:GLU:CB	2.63	0.46
1:F:127:THR:O	1:F:131:ILE:HG13	2.15	0.46
1:E:300:ARG:HE	1:F:300:ARG:HE	1.63	0.46
1:E:31:PRO:O	1:E:32:ASP:CB	2.64	0.46
1:E:400:ASP:CB	1:E:403:ILE:HG23	2.45	0.46
1:H:117:LEU:HD22	1:H:121:GLU:CG	2.45	0.46
1:H:8:LEU:HD13	1:H:18:LEU:CD1	2.37	0.46
1:H:461:LYS:N	1:H:464:ASP:OD2	2.48	0.46
1:A:151:ASP:O	1:A:239:LEU:CD2	2.64	0.46
1:C:175:ASN:ND2	1:C:191:LYS:HE2	2.31	0.46
1:D:237:LEU:C	1:D:237:LEU:HD12	2.37	0.46
1:E:161:MET:CG	1:E:188:THR:O	2.63	0.46
1:E:35:VAL:HG11	1:E:48:VAL:CG2	2.45	0.46
1:G:418:THR:CA	1:G:464:ASP:O	2.60	0.46
1:A:171:GLY:O	1:A:173:LYS:NZ	2.30	0.46
1:A:196:ALA:HB2	1:A:201:ALA:C	2.36	0.46
1:B:237:LEU:HD11	1:B:239:LEU:CB	2.45	0.46
1:C:3:ALA:CB	1:C:57:GLY:O	2.60	0.46
1:E:492:ILE:O	1:E:493:GLU:HG3	2.15	0.46
1:F:18:LEU:HA	1:F:49:ALA:O	2.16	0.46
1:F:30:HIS:O	1:F:33:ASP:HB2	2.16	0.46
1:G:215:PHE:HB3	1:G:220:ILE:HD13	1.97	0.46
1:G:342:MET:SD	1:G:405:PRO:HG2	2.56	0.46
1:G:174:THR:HG21	1:G:353:LYS:HG2	1.98	0.46
1:G:19:ILE:HD12	1:G:48:VAL:HG22	1.97	0.46

Continued on next page...

Continued from previous page...

Atom-1	Atom-2	Interatomic distance (Å)	Clash overlap (Å)
1:G:61:ILE:CG1	1:G:61:ILE:O	2.64	0.46
1:H:415:TYR:HD2	1:H:417:PHE:CE2	2.34	0.46
1:A:95:MET:CE	1:A:124:SER:OG	2.64	0.46
1:A:202:GLY:O	1:A:206:VAL:HG23	2.15	0.46
1:C:329:GLY:O	1:C:333:GLU:HG3	2.16	0.46
1:C:44:VAL:HG12	1:C:45:TYR:N	2.30	0.46
1:D:101:ARG:N	1:D:104:GLU:OE1	2.30	0.46
1:E:179:VAL:HG13	1:E:189:ILE:CG2	2.41	0.46
1:F:175:ASN:O	1:F:179:VAL:HG23	2.16	0.46
1:F:44:VAL:HG22	1:F:69:HIS:CG	2.51	0.46
1:G:253:LEU:O	1:G:254:SER:CB	2.62	0.46
1:A:59:VAL:HG13	1:A:59:VAL:O	2.17	0.45
1:C:24:ALA:HB2	1:C:50:LEU:CD2	2.46	0.45
1:C:11:PHE:HD1	1:C:64:ASP:OD1	1.98	0.45
1:E:403:ILE:O	1:E:403:ILE:HG13	2.15	0.45
1:G:354:ALA:O	1:G:358:ALA:HB2	2.16	0.45
1:G:9:ASP:C	1:G:9:ASP:OD1	2.55	0.45
1:B:117:LEU:HD22	1:B:121:GLU:HB3	1.97	0.45
1:C:117:LEU:CD2	1:C:121:GLU:CG	2.94	0.45
1:E:278:LEU:CD1	1:E:360:ILE:HG21	2.46	0.45
1:F:17:VAL:HG11	1:F:37:ILE:HD11	1.96	0.45
1:G:163:VAL:O	1:G:163:VAL:HG13	2.15	0.45
1:H:261:MET:O	1:H:265:ILE:HG13	2.16	0.45
1:A:165:SER:C	1:A:167:GLY:N	2.70	0.45
1:A:10:MET:O	1:A:62:SER:HB2	2.15	0.45
1:B:408:ILE:HA	1:B:409:PRO:HD3	1.71	0.45
1:C:48:VAL:HG12	1:C:49:ALA:N	2.31	0.45
1:E:278:LEU:HD13	1:E:360:ILE:HG21	1.98	0.45
1:F:172:ASN:OD1	1:F:324:ILE:CD1	2.63	0.45
1:H:179:VAL:HG13	1:H:189:ILE:HG23	1.99	0.45
1:H:417:PHE:HZ	1:H:481:ILE:HG23	1.82	0.45
1:D:9:ASP:C	1:H:51:SER:HB2	2.33	0.45
1:C:3:ALA:HB1	1:C:58:GLU:HA	1.98	0.45
1:C:91:ILE:HD13	1:C:125:PHE:HB2	1.99	0.45
1:E:91:ILE:HD13	1:E:125:PHE:HB2	1.99	0.45
1:E:339:SER:O	1:E:343:THR:OG1	2.23	0.45
1:F:182:VAL:HG13	1:F:187:LEU:HD12	1.98	0.45
1:F:174:THR:HG23	1:F:354:ALA:HB2	1.99	0.45
1:D:207:VAL:HG11	1:D:231:LEU:O	2.17	0.45
1:E:192:THR:OG1	1:E:272:MET:CE	2.50	0.45
1:G:179:VAL:CG2	1:G:231:LEU:HD21	2.44	0.45

Continued on next page...

Continued from previous page...

Atom-1	Atom-2	Interatomic distance (Å)	Clash overlap (Å)
1:H:174:THR:CG2	1:H:357:LEU:HD12	2.46	0.45
1:B:237:LEU:HD11	1:B:239:LEU:HB2	1.99	0.45
1:C:17:VAL:HG21	1:C:37:ILE:CD1	2.45	0.45
1:D:166:ILE:CG1	1:D:282:PRO:HD2	2.47	0.45
1:E:379:GLU:O	1:E:383:SER:CB	2.64	0.45
1:G:368:ALA:CB	1:G:376:MET:CE	2.73	0.45
1:G:414:THR:HA	1:G:469:ILE:O	2.17	0.45
1:H:179:VAL:CB	1:H:231:LEU:HD21	2.47	0.45
1:H:322:GLN:CB	1:H:323:PRO:CD	2.95	0.45
1:H:196:ALA:HB3	1:H:443:PRO:HG3	1.97	0.45
1:H:92:LYS:O	1:H:95:MET:HB3	2.16	0.45
1:E:24:ALA:O	1:E:28:LYS:N	2.50	0.45
1:F:278:LEU:CD1	1:F:360:ILE:HG21	2.47	0.45
1:F:44:VAL:CG2	1:F:69:HIS:CG	2.99	0.45
1:G:177:LEU:HB3	1:G:181:ILE:HD11	1.98	0.45
1:B:125:PHE:O	1:B:129:LEU:HG	2.17	0.45
1:C:117:LEU:HD23	1:C:121:GLU:CG	2.46	0.45
1:C:134:LEU:CD2	1:C:138:GLU:CB	2.90	0.45
1:D:43:ALA:O	1:D:44:VAL:CG2	2.64	0.45
1:D:84:THR:HG23	1:D:85:PRO:HD2	1.98	0.45
1:E:92:LYS:HA	1:E:95:MET:HB2	1.98	0.45
1:F:175:ASN:CB	1:F:191:LYS:HE2	2.47	0.45
1:F:212:ASP:O	1:F:215:PHE:HE2	1.99	0.45
1:D:50:LEU:O	1:H:10:MET:HA	2.17	0.45
1:H:189:ILE:O	1:H:229:ALA:HB1	2.17	0.45
1:A:283:THR:HA	1:A:289:VAL:O	2.17	0.45
1:D:114:ASP:C	1:D:115:ARG:HG2	2.36	0.45
1:D:202:GLY:O	1:D:206:VAL:HG23	2.17	0.45
1:H:450:ILE:CG2	1:H:452:LEU:CD1	2.95	0.45
1:D:35:VAL:CG1	1:D:48:VAL:HG23	2.47	0.45
1:E:173:LYS:HE3	1:E:333:GLU:HG2	1.98	0.45
1:E:388:GLU:HA	1:E:391:LYS:HE2	1.99	0.45
1:C:220:ILE:HD11	1:C:232:VAL:HG21	1.98	0.44
1:E:202:GLY:H	1:E:205:ASP:HB2	1.82	0.44
1:G:176:ILE:HG22	1:G:390:MET:HE1	1.98	0.44
1:G:216:SER:O	1:G:220:ILE:CD1	2.65	0.44
1:G:241:PRO:O	1:G:245:ILE:HG13	2.16	0.44
1:G:330:PRO:HG2	1:G:446:LYS:HA	2.00	0.44
1:D:155:ILE:HD13	1:D:224:VAL:CG1	2.46	0.44
1:D:368:ALA:HB2	1:D:376:MET:CE	2.47	0.44
1:E:255:ILE:O	1:E:255:ILE:HG13	2.16	0.44

Continued on next page...

Continued from previous page...

Atom-1	Atom-2	Interatomic distance (Å)	Clash overlap (Å)
1:G:169:VAL:HG13	1:G:172:ASN:HB2	2.00	0.44
1:H:164:HIS:CE1	1:H:165:SER:O	2.70	0.44
1:H:161:MET:HB3	1:H:361:LEU:HD22	1.98	0.44
1:H:391:LYS:HD3	1:H:401:PRO:O	2.17	0.44
1:F:163:VAL:O	1:F:163:VAL:CG1	2.66	0.44
1:F:1:MET:O	1:F:79:VAL:N	2.47	0.44
1:C:233:TRP:CZ2	1:C:235:GLY:HA3	2.52	0.44
1:D:208:GLU:HA	1:D:211:ALA:O	2.18	0.44
1:F:255:ILE:CG1	1:F:255:ILE:O	2.65	0.44
1:F:332:LEU:HD12	1:F:449:GLY:HA3	1.99	0.44
1:G:177:LEU:C	1:G:181:ILE:CD1	2.78	0.44
1:G:206:VAL:HG13	1:G:334:ALA:HA	1.97	0.44
1:A:117:LEU:HD23	1:A:121:GLU:HG2	1.99	0.44
1:A:54:VAL:CG1	1:A:58:GLU:CB	2.93	0.44
1:B:289:VAL:HG11	1:B:295:ALA:HA	1.99	0.44
1:C:134:LEU:HD23	1:C:138:GLU:CD	2.38	0.44
1:C:212:ASP:O	1:C:215:PHE:CZ	2.69	0.44
1:D:240:ALA:N	1:D:241:PRO:CD	2.80	0.44
1:D:35:VAL:CG1	1:D:48:VAL:CG2	2.96	0.44
1:D:394:ILE:HG22	1:D:399:GLY:C	2.37	0.44
1:D:471:ALA:HB3	1:D:477:LEU:HB2	1.99	0.44
1:D:17:VAL:HA	1:D:60:GLY:O	2.17	0.44
1:E:94:LYS:O	1:E:94:LYS:HD3	2.17	0.44
1:F:178:VAL:O	1:F:182:VAL:HG23	2.17	0.44
1:F:3:ALA:HB1	1:F:57:GLY:O	2.17	0.44
1:G:492:ILE:CG2	1:G:493:GLU:N	2.80	0.44
1:H:161:MET:SD	1:H:276:TYR:CB	2.84	0.44
1:H:161:MET:O	1:H:189:ILE:HG13	2.18	0.44
1:B:29:LEU:HD13	1:B:48:VAL:HG21	2.00	0.44
1:H:160:ILE:HB	1:H:275:GLN:H	1.81	0.44
1:A:403:ILE:HG13	1:A:403:ILE:O	2.16	0.44
1:B:237:LEU:CD1	1:B:239:LEU:CD1	2.86	0.44
1:C:400:ASP:OD1	1:C:402:ASN:CB	2.66	0.44
1:C:72:SER:O	1:C:75:GLU:HB2	2.17	0.44
1:D:180:PRO:HG3	1:D:390:MET:HE1	1.91	0.44
1:E:220:ILE:O	1:E:224:VAL:HG23	2.18	0.44
1:G:102:LYS:O	1:G:106:GLU:HG3	2.18	0.44
1:G:164:HIS:O	1:G:279:ILE:HA	2.17	0.44
1:G:179:VAL:HB	1:G:180:PRO:HD2	1.95	0.44
1:G:240:ALA:N	1:G:241:PRO:HD2	2.30	0.44
1:G:298:LEU:HA	1:G:298:LEU:HD12	1.86	0.44

Continued on next page...

Continued from previous page...

Atom-1	Atom-2	Interatomic distance (Å)	Clash overlap (Å)
1:A:266:MET:HG3	1:A:305:LEU:HD23	1.99	0.44
1:A:332:LEU:CD1	1:A:449:GLY:HA3	2.47	0.44
1:C:10:MET:O	1:C:62:SER:HB2	2.18	0.44
1:C:17:VAL:CG2	1:C:37:ILE:HD11	2.46	0.44
1:F:192:THR:HA	1:F:232:VAL:O	2.18	0.44
1:H:309:LEU:HB2	1:H:311:GLN:OE1	2.18	0.44
1:A:117:LEU:CD2	1:A:121:GLU:HG2	2.47	0.44
1:B:430:ASN:O	1:B:434:THR:HG22	2.17	0.44
1:E:184:ALA:C	1:E:186:GLY:N	2.71	0.44
1:E:151:ASP:O	1:E:239:LEU:CD2	2.66	0.44
1:F:400:ASP:OD1	1:F:400:ASP:C	2.56	0.44
1:F:9:ASP:OD1	1:F:63:ARG:NH1	2.51	0.44
1:F:92:LYS:HG2	1:F:95:MET:HE2	1.98	0.44
1:H:217:LEU:O	1:H:221:LYS:N	2.45	0.44
1:B:18:LEU:HD23	1:B:51:SER:HB3	1.96	0.43
1:C:196:ALA:HB2	1:C:202:GLY:N	2.33	0.43
1:C:445:ASP:HB3	1:C:472:GLU:OE1	2.18	0.43
1:D:266:MET:HG3	1:D:305:LEU:HD23	2.00	0.43
1:D:48:VAL:CG1	1:D:49:ALA:N	2.79	0.43
1:F:126:VAL:CG2	1:F:246:THR:HG23	2.48	0.43
1:F:450:ILE:HG22	1:F:452:LEU:CD1	2.48	0.43
1:G:179:VAL:CB	1:G:180:PRO:CD	2.75	0.43
1:G:270:TYR:HA	1:G:311:GLN:HE22	1.82	0.43
1:B:9:ASP:C	1:B:9:ASP:OD1	2.56	0.43
1:C:144:ILE:HD11	1:C:309:LEU:HD23	2.00	0.43
1:C:425:VAL:HG12	1:C:425:VAL:O	2.16	0.43
1:E:143:THR:HG1	1:E:263:ALA:HA	1.81	0.43
1:F:390:MET:O	1:F:394:ILE:HG13	2.18	0.43
1:G:176:ILE:CG2	1:G:390:MET:CE	2.94	0.43
1:H:38:GLU:CB	1:H:43:ALA:HB2	2.47	0.43
1:H:72:SER:O	1:H:75:GLU:HB2	2.18	0.43
1:A:489:PRO:HD2	1:A:490:ILE:H	1.83	0.43
1:B:176:ILE:HG23	1:B:390:MET:HE1	1.99	0.43
1:B:200:ALA:O	1:B:443:PRO:HB3	2.18	0.43
1:D:43:ALA:C	1:D:44:VAL:HG23	2.38	0.43
1:G:188:THR:HA	1:G:228:GLY:O	2.19	0.43
1:G:319:TYR:CE1	1:G:321:GLY:N	2.87	0.43
1:G:68:LEU:O	1:G:69:HIS:ND1	2.50	0.43
1:H:394:ILE:HA	1:H:397:GLN:CB	2.48	0.43
1:A:426:THR:CG2	1:A:493:GLU:HB2	2.48	0.43
1:C:20:ASN:ND2	1:C:22:GLU:CA	2.81	0.43

Continued on next page...

Continued from previous page...

Atom-1	Atom-2	Interatomic distance (Å)	Clash overlap (Å)
1:D:193:SER:HB3	1:D:203:THR:CB	2.47	0.43
1:E:262:LEU:HD11	1:E:301:ASP:HB3	1.99	0.43
1:F:240:ALA:N	1:F:241:PRO:CD	2.81	0.43
1:G:135:ASP:O	1:G:139:ILE:HG13	2.18	0.43
1:G:179:VAL:HG13	1:G:189:ILE:CG2	2.47	0.43
1:G:215:PHE:HB3	1:G:220:ILE:CD1	2.49	0.43
1:G:292:VAL:CG2	1:G:293:GLU:N	2.81	0.43
1:G:473:HIS:CD2	1:G:476:ARG:HG3	2.53	0.43
1:G:61:ILE:HG13	1:G:61:ILE:O	2.18	0.43
1:B:179:VAL:CB	1:B:180:PRO:CD	2.93	0.43
1:C:19:ILE:HG22	1:C:24:ALA:HB2	2.01	0.43
1:C:48:VAL:CG1	1:C:49:ALA:N	2.81	0.43
1:D:166:ILE:HG12	1:D:282:PRO:HD2	2.00	0.43
1:E:400:ASP:HA	1:E:401:PRO:HD2	1.80	0.43
1:E:404:LYS:HA	1:E:405:PRO:HD3	1.83	0.43
1:G:319:TYR:OH	1:G:321:GLY:HA3	2.19	0.43
1:B:14:ARG:HG3	1:B:16:THR:CG2	2.47	0.43
1:C:163:VAL:O	1:C:163:VAL:HG13	2.18	0.43
1:D:51:SER:HB2	1:D:53:LEU:HG	2.00	0.43
1:E:305:LEU:HD12	1:E:305:LEU:O	2.18	0.43
1:F:38:GLU:HB3	1:F:43:ALA:CB	2.48	0.43
1:B:220:ILE:HD13	1:B:220:ILE:HA	1.76	0.43
1:E:109:VAL:O	1:E:113:VAL:HG23	2.19	0.43
1:E:155:ILE:HG21	1:E:224:VAL:HG11	1.98	0.43
1:H:38:GLU:HB3	1:H:43:ALA:CB	2.45	0.43
1:D:492:ILE:N	1:D:492:ILE:HD12	2.33	0.43
1:F:8:LEU:HD11	1:F:18:LEU:HD22	2.01	0.43
1:G:270:TYR:HD2	1:G:311:GLN:NE2	2.16	0.43
1:G:455:LYS:O	1:G:458:GLU:HB2	2.19	0.43
1:H:237:LEU:HD11	1:H:239:LEU:HB2	2.00	0.43
1:H:327:THR:OG1	1:H:336:GLU:OE2	2.36	0.43
1:A:223:ILE:HG23	1:A:396:ALA:HB1	2.01	0.43
1:A:423:GLY:O	1:A:460:VAL:N	2.34	0.43
1:C:166:ILE:HG13	1:C:167:GLY:N	2.32	0.43
1:C:224:VAL:O	1:C:228:GLY:N	2.50	0.43
1:C:303:ILE:HA	1:C:313:VAL:HB	2.01	0.43
1:D:400:ASP:O	1:D:403:ILE:CG2	2.66	0.43
1:E:415:TYR:CD2	1:E:417:PHE:CE2	3.07	0.43
1:G:176:ILE:CG2	1:G:390:MET:HE3	2.49	0.43
1:H:30:HIS:HB2	1:H:33:ASP:OD2	2.19	0.43
1:A:423:GLY:HA3	1:A:492:ILE:CG2	2.48	0.43

Continued on next page...

Continued from previous page...

Atom-1	Atom-2	Interatomic distance (Å)	Clash overlap (Å)
1:A:54:VAL:HG11	1:A:58:GLU:C	2.37	0.43
1:B:19:ILE:HG22	1:B:20:ASN:N	2.34	0.43
1:B:54:VAL:HG22	1:B:58:GLU:HB2	2.00	0.43
1:C:180:PRO:CG	1:C:390:MET:HE1	2.38	0.43
1:C:44:VAL:HG22	1:C:69:HIS:ND1	2.34	0.43
1:D:241:PRO:O	1:D:245:ILE:HG13	2.18	0.43
1:G:467:PHE:CE1	1:G:469:ILE:HG13	2.51	0.43
1:H:322:GLN:CB	1:H:323:PRO:HD2	2.48	0.43
1:A:489:PRO:CD	1:A:490:ILE:H	2.33	0.42
1:B:432:ALA:O	1:B:436:ILE:HG13	2.18	0.42
1:B:10:MET:O	1:B:62:SER:HB2	2.19	0.42
1:C:436:ILE:O	1:C:439:ALA:HB3	2.19	0.42
1:D:276:TYR:CD1	1:D:312:TYR:HB2	2.54	0.42
1:D:467:PHE:CD2	1:D:467:PHE:N	2.86	0.42
1:D:54:VAL:HG13	1:D:58:GLU:HB2	2.01	0.42
1:E:163:VAL:O	1:E:163:VAL:HG13	2.18	0.42
1:E:183:ALA:HB3	1:E:389:LYS:HG2	1.99	0.42
1:B:210:PHE:O	1:B:211:ALA:HB2	2.19	0.42
1:B:325:GLY:O	1:B:326:HIS:HD2	2.02	0.42
1:C:127:THR:O	1:C:131:ILE:HG13	2.19	0.42
1:C:445:ASP:OD1	1:C:445:ASP:N	2.50	0.42
1:E:15:TYR:N	1:E:15:TYR:CD1	2.87	0.42
1:E:454:VAL:HA	1:E:458:GLU:OE1	2.19	0.42
1:E:67:ASP:OD1	1:E:67:ASP:N	2.52	0.42
1:H:233:TRP:CZ2	1:H:235:GLY:HA3	2.54	0.42
1:A:292:VAL:HG23	1:A:293:GLU:N	2.34	0.42
1:B:103:VAL:HG23	1:B:104:GLU:N	2.34	0.42
1:B:117:LEU:HD22	1:B:121:GLU:CB	2.49	0.42
1:D:338:LEU:HA	1:D:338:LEU:HD23	1.83	0.42
1:E:126:VAL:CG2	1:E:246:THR:HG23	2.49	0.42
1:E:255:ILE:O	1:E:255:ILE:HG12	2.20	0.42
1:F:114:ASP:O	1:F:115:ARG:CB	2.67	0.42
1:F:450:ILE:HG22	1:F:452:LEU:HD12	2.00	0.42
1:F:488:GLU:N	1:F:489:PRO:CD	2.82	0.42
1:C:376:MET:O	1:C:380:ILE:HG13	2.19	0.42
1:F:283:THR:HA	1:F:289:VAL:O	2.19	0.42
1:A:6:ARG:O	1:A:60:GLY:HA2	2.20	0.42
1:C:180:PRO:HG3	1:C:390:MET:HE1	1.87	0.42
1:D:169:VAL:CG2	1:D:282:PRO:HB3	2.48	0.42
1:F:425:VAL:HG22	1:F:492:ILE:HD11	2.02	0.42
1:G:30:HIS:CB	1:G:33:ASP:OD2	2.62	0.42

Continued on next page...

Continued from previous page...

Atom-1	Atom-2	Interatomic distance (Å)	Clash overlap (Å)
1:G:415:TYR:CE2	1:G:417:PHE:CD2	3.06	0.42
1:G:59:VAL:O	1:G:59:VAL:CG1	2.67	0.42
1:H:161:MET:HE3	1:H:361:LEU:HD23	2.00	0.42
1:H:55:GLY:O	1:H:58:GLU:HB2	2.19	0.42
1:H:94:LYS:HD3	1:H:94:LYS:HA	1.77	0.42
1:A:369:PRO:O	1:A:372:THR:OG1	2.28	0.42
1:B:331:ALA:HB3	1:B:446:LYS:O	2.20	0.42
1:B:94:LYS:C	1:B:94:LYS:HD3	2.39	0.42
1:E:122:ILE:CD1	1:E:245:ILE:CG2	2.97	0.42
1:F:175:ASN:HB3	1:F:191:LYS:HE2	2.01	0.42
1:F:436:ILE:CD1	1:F:484:ALA:HB1	2.40	0.42
1:F:44:VAL:HG12	1:F:45:TYR:N	2.34	0.42
1:D:135:ASP:HB3	1:D:138:GLU:CD	2.40	0.42
1:D:172:ASN:C	1:D:174:THR:H	2.22	0.42
1:F:423:GLY:HA3	1:F:492:ILE:CG2	2.49	0.42
1:G:331:ALA:HB2	1:G:446:LYS:O	2.19	0.42
1:H:161:MET:CE	1:H:276:TYR:HB2	2.50	0.42
1:H:450:ILE:HG23	1:H:467:PHE:HD1	1.84	0.42
1:A:179:VAL:HG13	1:A:189:ILE:HG23	2.01	0.42
1:B:489:PRO:C	1:B:490:ILE:HD12	2.40	0.42
1:C:185:ALA:CB	1:C:362:LEU:HD21	2.50	0.42
1:D:394:ILE:CG2	1:D:399:GLY:C	2.88	0.42
1:G:99:LYS:HG3	1:G:100:LEU:N	2.35	0.42
1:A:371:GLY:HA2	1:C:300:ARG:HG2	2.02	0.42
1:F:64:ASP:O	1:F:67:ASP:OD1	2.37	0.42
1:G:31:PRO:O	1:G:32:ASP:CB	2.68	0.42
1:H:450:ILE:CG2	1:H:452:LEU:HD12	2.44	0.42
1:F:359:GLY:O	1:F:363:GLU:HG3	2.20	0.42
1:G:114:ASP:O	1:G:115:ARG:CB	2.68	0.42
1:G:415:TYR:CZ	1:G:417:PHE:CE1	3.03	0.42
1:G:72:SER:OG	1:G:75:GLU:OE1	2.30	0.42
1:H:32:ASP:O	1:H:118:ARG:NH1	2.45	0.42
1:H:94:LYS:HE3	1:H:134:LEU:CD2	2.50	0.42
1:B:390:MET:HG3	1:B:394:ILE:HD11	2.02	0.41
1:C:144:ILE:CG1	1:C:309:LEU:CD2	2.98	0.41
1:F:380:ILE:HG22	1:F:386:ALA:HB2	2.02	0.41
1:A:35:VAL:HG22	1:A:48:VAL:HG23	2.01	0.41
1:C:126:VAL:CG2	1:C:246:THR:HG23	2.50	0.41
1:C:243:ASP:O	1:C:247:ILE:HG13	2.20	0.41
1:E:3:ALA:O	1:E:77:VAL:O	2.38	0.41
1:G:30:HIS:N	1:G:33:ASP:OD2	2.52	0.41

Continued on next page...

Continued from previous page...

Atom-1	Atom-2	Interatomic distance (Å)	Clash overlap (Å)
1:G:436:ILE:O	1:G:439:ALA:HB3	2.20	0.41
1:H:99:LYS:CG	1:H:138:GLU:OE2	2.68	0.41
1:H:9:ASP:C	1:H:9:ASP:OD1	2.59	0.41
1:A:319:TYR:CZ	1:A:321:GLY:HA3	2.55	0.41
1:B:165:SER:C	1:B:167:GLY:N	2.72	0.41
1:C:237:LEU:HD13	1:C:239:LEU:CD1	2.44	0.41
1:D:24:ALA:O	1:D:28:LYS:N	2.48	0.41
1:D:68:LEU:HA	1:D:68:LEU:HD23	1.65	0.41
1:E:183:ALA:HB1	1:E:389:LYS:CE	2.50	0.41
1:F:180:PRO:HG3	1:F:390:MET:HE1	2.00	0.41
1:G:326:HIS:HD2	1:G:452:LEU:O	2.00	0.41
1:H:424:TYR:O	1:H:492:ILE:CA	2.62	0.41
1:H:44:VAL:CG2	1:H:45:TYR:N	2.83	0.41
1:C:166:ILE:HG12	1:C:282:PRO:CD	2.50	0.41
1:E:173:LYS:HE2	1:E:333:GLU:HG2	2.02	0.41
1:F:163:VAL:O	1:F:163:VAL:HG13	2.19	0.41
1:F:282:PRO:HA	1:F:318:THR:O	2.20	0.41
1:F:180:PRO:HG3	1:F:390:MET:CE	2.46	0.41
1:F:223:ILE:HG23	1:F:396:ALA:HB1	2.02	0.41
1:G:292:VAL:O	1:G:296:ARG:N	2.50	0.41
1:G:400:ASP:O	1:G:403:ILE:HG12	2.21	0.41
1:H:471:ALA:HB3	1:H:477:LEU:HB2	2.02	0.41
1:B:283:THR:HA	1:B:289:VAL:O	2.21	0.41
1:B:490:ILE:HD12	1:B:490:ILE:N	2.35	0.41
1:C:215:PHE:N	1:C:215:PHE:CD2	2.88	0.41
1:C:484:ALA:HA	1:C:487:THR:HG1	1.86	0.41
1:E:142:LEU:O	1:E:146:MET:HG3	2.21	0.41
1:E:15:TYR:HD1	1:E:15:TYR:N	2.19	0.41
1:E:342:MET:CE	1:E:405:PRO:CD	2.98	0.41
1:H:328:VAL:CG1	1:H:329:GLY:N	2.83	0.41
1:B:352:GLU:OE1	1:B:352:GLU:HA	2.21	0.41
1:C:114:ASP:O	1:C:115:ARG:CB	2.69	0.41
1:C:182:VAL:O	1:C:185:ALA:HB3	2.21	0.41
1:C:139:ILE:CD1	1:C:259:GLY:HA2	2.50	0.41
1:C:327:THR:OG1	1:C:336:GLU:CD	2.58	0.41
1:C:467:PHE:CE2	1:C:490:ILE:HD12	2.54	0.41
1:D:173:LYS:HE2	1:D:333:GLU:HA	2.03	0.41
1:E:134:LEU:HD22	1:E:138:GLU:CB	2.50	0.41
1:G:327:THR:HG1	1:G:336:GLU:CD	2.23	0.41
1:G:403:ILE:O	1:G:403:ILE:CG1	2.68	0.41
1:A:453:TYR:HE2	1:A:468:THR:HG1	1.63	0.41

Continued on next page...

Continued from previous page...

Atom-1	Atom-2	Interatomic distance (Å)	Clash overlap (Å)
1:B:127:THR:O	1:B:131:ILE:HG13	2.20	0.41
1:B:8:LEU:CD1	1:B:18:LEU:HD22	2.50	0.41
1:C:19:ILE:CG2	1:C:24:ALA:HB2	2.50	0.41
1:D:339:SER:O	1:D:343:THR:HG23	2.21	0.41
1:E:31:PRO:O	1:E:32:ASP:HB3	2.21	0.41
1:F:338:LEU:HA	1:F:338:LEU:HD23	1.84	0.41
1:F:59:VAL:HG13	1:F:59:VAL:O	2.21	0.41
1:H:164:HIS:HB3	1:H:279:ILE:CD1	2.50	0.41
1:B:207:VAL:HG11	1:B:231:LEU:O	2.21	0.41
1:B:424:TYR:O	1:B:492:ILE:HG23	2.20	0.41
1:B:72:SER:O	1:B:75:GLU:CB	2.65	0.41
1:C:135:ASP:OD1	1:C:135:ASP:C	2.59	0.41
1:C:161:MET:CE	1:C:276:TYR:HB2	2.50	0.41
1:D:91:ILE:HD13	1:D:125:PHE:HB2	2.03	0.41
1:D:394:ILE:O	1:D:398:GLY:N	2.54	0.41
1:F:27:ALA:O	1:F:28:LYS:CB	2.67	0.41
1:F:388:GLU:O	1:F:392:GLU:HG3	2.21	0.41
1:C:175:ASN:HD22	1:C:191:LYS:HE2	1.86	0.41
1:C:237:LEU:HD12	1:C:239:LEU:N	2.36	0.41
1:C:260:LEU:O	1:C:264:SER:HB2	2.21	0.41
1:E:237:LEU:CD1	1:E:239:LEU:CG	2.94	0.41
1:E:319:TYR:OH	1:E:321:GLY:HA3	2.20	0.41
1:G:394:ILE:O	1:G:398:GLY:N	2.54	0.41
1:B:151:ASP:HB3	1:B:217:LEU:CD1	2.51	0.41
1:B:151:ASP:HB3	1:B:217:LEU:HD11	2.03	0.41
1:B:173:LYS:CD	1:B:336:GLU:OE1	2.68	0.41
1:C:477:LEU:O	1:C:481:ILE:HG13	2.20	0.41
1:D:289:VAL:HG11	1:D:295:ALA:HB2	2.03	0.41
1:D:400:ASP:HA	1:D:401:PRO:HD2	1.91	0.41
1:D:35:VAL:HG11	1:D:48:VAL:CG2	2.51	0.41
1:E:117:LEU:CD2	1:E:121:GLU:CB	2.93	0.41
1:E:255:ILE:HG13	1:E:257:PRO:HD3	2.02	0.41
1:E:30:HIS:O	1:E:33:ASP:HB2	2.21	0.41
1:G:177:LEU:CD2	1:G:341:LEU:HG	2.51	0.41
1:D:120:ILE:HG13	1:H:119:ASP:HB3	2.03	0.41
1:H:250:GLU:OE1	1:H:256:ASP:OD1	2.39	0.41
1:H:344:GLY:HA2	1:H:381:LEU:HG	2.02	0.41
1:A:165:SER:C	1:A:167:GLY:H	2.25	0.41
1:B:353:LYS:HZ3	1:B:357:LEU:HD11	1.86	0.41
1:B:488:GLU:OE1	1:B:488:GLU:HA	2.21	0.41
1:D:118:ARG:N	1:D:121:GLU:OE1	2.54	0.41

Continued on next page...

Continued from previous page...

Atom-1	Atom-2	Interatomic distance (Å)	Clash overlap (Å)
1:G:224:VAL:O	1:G:228:GLY:CA	2.68	0.41
1:G:478:ASP:O	1:G:482:VAL:HG23	2.20	0.41
1:H:367:VAL:HG12	1:H:376:MET:SD	2.61	0.41
1:H:368:ALA:HA	1:H:369:PRO:HD3	1.86	0.41
1:H:461:LYS:CB	1:H:464:ASP:OD2	2.69	0.41
1:E:84:THR:HA	1:E:85:PRO:HD3	1.92	0.40
1:G:237:LEU:CD1	1:G:239:LEU:HB2	2.51	0.40
1:G:19:ILE:HD13	1:G:29:LEU:HD12	2.03	0.40
1:G:471:ALA:CB	1:G:477:LEU:HB2	2.51	0.40
1:H:181:ILE:O	1:H:184:ALA:HB3	2.21	0.40
1:A:173:LYS:H	1:A:173:LYS:HG2	1.70	0.40
1:A:390:MET:O	1:A:394:ILE:HG13	2.22	0.40
1:B:129:LEU:O	1:B:133:GLY:N	2.50	0.40
1:B:289:VAL:HG11	1:B:295:ALA:CA	2.51	0.40
1:C:185:ALA:HB2	1:C:362:LEU:HD21	2.04	0.40
1:D:220:ILE:HD11	1:D:232:VAL:HG21	2.03	0.40
1:F:400:ASP:CB	1:F:403:ILE:CG2	2.97	0.40
1:C:51:SER:HB2	1:G:9:ASP:O	2.20	0.40
1:H:154:ASP:O	1:H:221:LYS:HE3	2.21	0.40
1:H:190:PRO:HA	1:H:230:CYS:H	1.87	0.40
1:B:253:LEU:O	1:B:255:ILE:HG23	2.21	0.40
1:B:451:GLU:O	1:B:467:PHE:HA	2.21	0.40
1:D:142:LEU:O	1:D:146:MET:HG3	2.21	0.40
1:F:414:THR:HA	1:F:469:ILE:O	2.22	0.40
1:G:155:ILE:CG2	1:G:160:ILE:HD11	2.51	0.40
1:G:326:HIS:O	1:G:451:GLU:HA	2.21	0.40
1:G:37:ILE:O	1:G:43:ALA:HA	2.22	0.40
1:H:170:PRO:HB2	1:H:323:PRO:HB3	2.04	0.40
1:H:237:LEU:HD12	1:H:237:LEU:O	2.22	0.40
1:A:19:ILE:HG22	1:A:20:ASN:N	2.36	0.40
1:D:190:PRO:HB3	1:D:224:VAL:CG2	2.51	0.40
1:D:276:TYR:CE1	1:D:312:TYR:CD2	3.09	0.40
1:E:389:LYS:O	1:E:393:ILE:HG13	2.21	0.40
1:F:389:LYS:O	1:F:393:ILE:HG13	2.21	0.40
1:G:166:ILE:HG12	1:G:282:PRO:CD	2.50	0.40
1:G:324:ILE:CD1	1:G:353:LYS:HD3	2.51	0.40
1:G:94:LYS:O	1:G:94:LYS:HD3	2.21	0.40
1:H:237:LEU:C	1:H:237:LEU:HD12	2.42	0.40
1:H:436:ILE:CG2	1:H:469:ILE:CD1	2.99	0.40
1:A:4:LYS:HA	1:A:75:GLU:O	2.22	0.40
1:D:391:LYS:HB3	1:D:401:PRO:HB3	2.04	0.40

Continued on next page...

Continued from previous page...

Atom-1	Atom-2	Interatomic distance (Å)	Clash overlap (Å)
1:D:72:SER:O	1:D:75:GLU:HB3	2.21	0.40
1:F:490:ILE:HG22	1:F:492:ILE:HD12	2.04	0.40
1:G:87:SER:HB3	1:G:111:ASP:OD2	2.21	0.40
1:H:206:VAL:HG12	1:H:334:ALA:HB2	2.03	0.40

There are no symmetry-related clashes.

5.3 Torsion angles [i](#)

5.3.1 Protein backbone [i](#)

In the following table, the Percentiles column shows the percent Ramachandran outliers of the chain as a percentile score with respect to all X-ray entries followed by that with respect to entries of similar resolution.

The Analysed column shows the number of residues for which the backbone conformation was analysed, and the total number of residues.

Mol	Chain	Analysed	Favoured	Allowed	Outliers	Percentiles	
1	A	491/513 (96%)	482 (98%)	9 (2%)	0	100	100
1	B	491/513 (96%)	485 (99%)	6 (1%)	0	100	100
1	C	491/513 (96%)	482 (98%)	8 (2%)	1 (0%)	47	77
1	D	491/513 (96%)	479 (98%)	12 (2%)	0	100	100
1	E	491/513 (96%)	484 (99%)	6 (1%)	1 (0%)	47	77
1	F	491/513 (96%)	481 (98%)	10 (2%)	0	100	100
1	G	491/513 (96%)	480 (98%)	11 (2%)	0	100	100
1	H	491/513 (96%)	482 (98%)	9 (2%)	0	100	100
All	All	3928/4104 (96%)	3855 (98%)	71 (2%)	2 (0%)	51	82

All (2) Ramachandran outliers are listed below:

Mol	Chain	Res	Type
1	E	115	ARG
1	C	409	PRO

5.3.2 Protein sidechains [i](#)

In the following table, the Percentiles column shows the percent sidechain outliers of the chain as a percentile score with respect to all X-ray entries followed by that with respect to entries of similar resolution.

The Analysed column shows the number of residues for which the sidechain conformation was analysed, and the total number of residues.

Mol	Chain	Analysed	Rotameric	Outliers	Percentiles	
1	A	292/404 (72%)	292 (100%)	0	100	100
1	B	292/404 (72%)	292 (100%)	0	100	100
1	C	292/404 (72%)	292 (100%)	0	100	100
1	D	292/404 (72%)	292 (100%)	0	100	100
1	E	292/404 (72%)	292 (100%)	0	100	100
1	F	292/404 (72%)	292 (100%)	0	100	100
1	G	292/404 (72%)	292 (100%)	0	100	100
1	H	292/404 (72%)	292 (100%)	0	100	100
All	All	2336/3232 (72%)	2336 (100%)	0	100	100

There are no protein residues with a non-rotameric sidechain to report.

Some sidechains can be flipped to improve hydrogen bonding and reduce clashes. All (27) such sidechains are listed below:

Mol	Chain	Res	Type
1	B	275	GLN
1	B	326	HIS
1	A	30	HIS
1	A	175	ASN
1	A	275	GLN
1	C	20	ASN
1	C	69	HIS
1	C	96	HIS
1	C	164	HIS
1	C	275	GLN
1	C	326	HIS
1	D	69	HIS
1	D	164	HIS
1	D	275	GLN
1	E	69	HIS
1	E	275	GLN
1	F	20	ASN

Continued on next page...

Continued from previous page...

Mol	Chain	Res	Type
1	F	30	HIS
1	G	69	HIS
1	G	96	HIS
1	G	175	ASN
1	G	275	GLN
1	G	311	GLN
1	G	326	HIS
1	H	30	HIS
1	H	69	HIS
1	H	175	ASN

5.3.3 RNA [i](#)

There are no RNA molecules in this entry.

5.4 Non-standard residues in protein, DNA, RNA chains [i](#)

There are no non-standard protein/DNA/RNA residues in this entry.

5.5 Carbohydrates [i](#)

There are no carbohydrates in this entry.

5.6 Ligand geometry [i](#)

There are no ligands in this entry.

5.7 Other polymers [i](#)

There are no such residues in this entry.

5.8 Polymer linkage issues [i](#)

There are no chain breaks in this entry.

6 Fit of model and data

6.1 Protein, DNA and RNA chains

In the following table, the column labelled ‘#RSRZ> 2’ contains the number (and percentage) of RSRZ outliers, followed by percent RSRZ outliers for the chain as percentile scores relative to all X-ray entries and entries of similar resolution. The OWAB column contains the minimum, median, 95th percentile and maximum values of the occupancy-weighted average B-factor per residue. The column labelled ‘Q< 0.9’ lists the number of (and percentage) of residues with an average occupancy less than 0.9.

Mol	Chain	Analysed	<RSRZ>	#RSRZ>2	OWAB(Å ²)	Q<0.9
1	A	493/513 (96%)	-0.25	0 100 100	11, 41, 74, 100	0
1	B	493/513 (96%)	-0.15	1 (0%) 95 95	6, 46, 85, 121	0
1	C	493/513 (96%)	-0.14	2 (0%) 92 92	15, 47, 87, 124	0
1	D	493/513 (96%)	-0.11	4 (0%) 86 86	19, 52, 87, 132	0
1	E	493/513 (96%)	-0.09	2 (0%) 92 92	11, 52, 98, 145	0
1	F	493/513 (96%)	-0.18	1 (0%) 95 95	16, 47, 80, 153	0
1	G	493/513 (96%)	0.30	26 (5%) 26 24	28, 76, 141, 252	0
1	H	493/513 (96%)	0.26	25 (5%) 28 26	26, 86, 148, 225	0
All	All	3944/4104 (96%)	-0.04	61 (1%) 73 71	6, 53, 112, 252	0

All (61) RSRZ outliers are listed below:

Mol	Chain	Res	Type	RSRZ
1	G	448	ALA	7.6
1	G	471	ALA	7.4
1	G	466	LEU	4.9
1	H	361	LEU	4.6
1	H	448	ALA	4.6
1	H	180	PRO	4.1
1	G	426	THR	4.0
1	H	179	VAL	3.9
1	G	449	GLY	3.8
1	H	187	LEU	3.5
1	G	367	VAL	3.4
1	H	426	THR	3.3
1	G	447	GLY	3.2
1	H	184	ALA	3.2
1	C	448	ALA	3.2
1	G	362	LEU	3.2

Continued on next page...

Continued from previous page...

Mol	Chain	Res	Type	RSRZ
1	H	357	LEU	3.1
1	G	469	ILE	3.1
1	G	450	ILE	3.0
1	G	458	GLU	3.0
1	G	337	ALA	3.0
1	G	328	VAL	2.9
1	F	493	GLU	2.9
1	D	230	CYS	2.9
1	H	315	VAL	2.9
1	H	188	THR	2.9
1	G	403	ILE	2.8
1	G	179	VAL	2.8
1	C	440	ALA	2.7
1	H	457	GLY	2.7
1	D	448	ALA	2.7
1	H	415	TYR	2.6
1	G	338	LEU	2.6
1	D	379	GLU	2.6
1	H	176	ILE	2.6
1	G	342	MET	2.5
1	H	408	ILE	2.5
1	H	471	ALA	2.5
1	H	231	LEU	2.5
1	H	178	VAL	2.5
1	E	453	TYR	2.5
1	H	278	LEU	2.5
1	G	492	ILE	2.4
1	H	156	ASP	2.4
1	H	466	LEU	2.3
1	G	210	PHE	2.2
1	H	272	MET	2.2
1	H	161	MET	2.2
1	D	51	SER	2.2
1	H	271	ALA	2.2
1	H	61	ILE	2.2
1	G	454	VAL	2.1
1	G	459	LYS	2.1
1	E	44	VAL	2.1
1	H	365	GLY	2.1
1	G	441	GLY	2.1
1	B	450	ILE	2.1
1	G	478	ASP	2.0

Continued on next page...

Continued from previous page...

Mol	Chain	Res	Type	RSRZ
1	G	176	ILE	2.0
1	G	200	ALA	2.0
1	G	215	PHE	2.0

6.2 Non-standard residues in protein, DNA, RNA chains [i](#)

There are no non-standard protein/DNA/RNA residues in this entry.

6.3 Carbohydrates [i](#)

There are no carbohydrates in this entry.

6.4 Ligands [i](#)

There are no ligands in this entry.

6.5 Other polymers [i](#)

There are no such residues in this entry.