



Full wwPDB X-ray Structure Validation Report ⓘ

Mar 9, 2024 – 08:12 PM EST

PDB ID : 3GCF
Title : Terminal oxygenase of carbazole 1,9a-dioxygenase from *Nocardioides aromaticivorans* IC177
Authors : Inoue, K.; Nojiri, H.
Deposited on : 2009-02-22
Resolution : 2.30 Å (reported)

This is a Full wwPDB X-ray Structure Validation Report for a publicly released PDB entry.

We welcome your comments at validation@mail.wwpdb.org

A user guide is available at

<https://www.wwpdb.org/validation/2017/XrayValidationReportHelp>

with specific help available everywhere you see the ⓘ symbol.

The types of validation reports are described at

<http://www.wwpdb.org/validation/2017/FAQs#types>.

The following versions of software and data (see [references ⓘ](#)) were used in the production of this report:

MolProbity : 4.02b-467
Mogul : 1.8.5 (274361), CSD as541be (2020)
Xtriage (Phenix) : 1.13
EDS : 2.36
Percentile statistics : 20191225.v01 (using entries in the PDB archive December 25th 2019)
Refmac : 5.8.0158
CCP4 : 7.0.044 (Gargrove)
Ideal geometry (proteins) : Engh & Huber (2001)
Ideal geometry (DNA, RNA) : Parkinson et al. (1996)
Validation Pipeline (wwPDB-VP) : 2.36

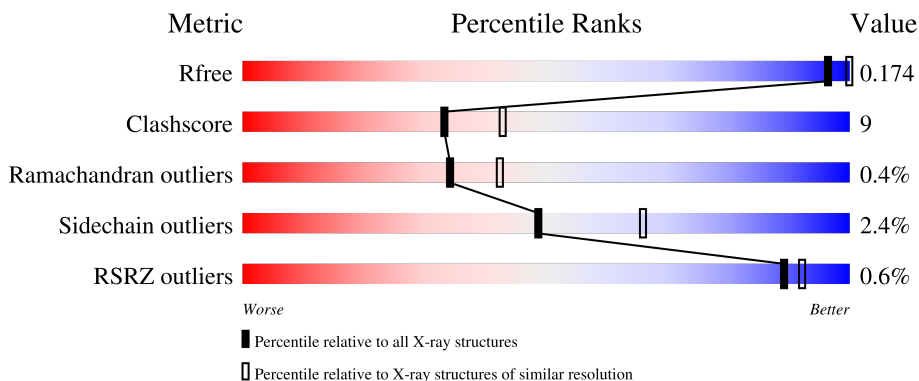
1 Overall quality at a glance

The following experimental techniques were used to determine the structure:

X-RAY DIFFRACTION




The reported resolution of this entry is 2.30 Å.

Percentile scores (ranging between 0-100) for global validation metrics of the entry are shown in the following graphic. The table shows the number of entries on which the scores are based.












Metric	Whole archive (#Entries)	Similar resolution (#Entries, resolution range(Å))
R_{free}	130704	5042 (2.30-2.30)
Clashscore	141614	5643 (2.30-2.30)
Ramachandran outliers	138981	5575 (2.30-2.30)
Sidechain outliers	138945	5575 (2.30-2.30)
RSRZ outliers	127900	4938 (2.30-2.30)

The table below summarises the geometric issues observed across the polymeric chains and their fit to the electron density. The red, orange, yellow and green segments of the lower bar indicate the fraction of residues that contain outliers for ≥ 3 , 2, 1 and 0 types of geometric quality criteria respectively. A grey segment represents the fraction of residues that are not modelled. The numeric value for each fraction is indicated below the corresponding segment, with a dot representing fractions $\leq 5\%$. The upper red bar (where present) indicates the fraction of residues that have poor fit to the electron density. The numeric value is given above the bar.

Mol	Chain	Length	Quality of chain
1	A	394	 76% 16% • 7%
1	B	394	 75% 18% • 7%
1	C	394	 72% 20% • 7%
1	D	394	 75% 19% 7%
1	E	394	 73% 20% • 7%

Continued on next page...

Continued from previous page...

Mol	Chain	Length	Quality of chain
1	F	394	 72% 20% • 7%
1	G	394	 73% 18% • 7%
1	H	394	 71% 22% • 7%
1	I	394	 73% 19% • 7%
1	J	394	 73% 19% • 7%
1	K	394	 70% 23% • 7%
1	L	394	 71% 21% • 7%
1	M	394	 75% 18% • 7%
1	N	394	 77% 15% • 7%
1	O	394	 76% 16% • 7%

The following table lists non-polymeric compounds, carbohydrate monomers and non-standard residues in protein, DNA, RNA chains that are outliers for geometric or electron-density-fit criteria:

Mol	Type	Chain	Res	Chirality	Geometry	Clashes	Electron density
3	FES	G	401	-	-	X	-
3	FES	K	401	-	-	X	-

2 Entry composition

There are 5 unique types of molecules in this entry. The entry contains 48063 atoms, of which 0 are hydrogens and 0 are deuteriums.

In the tables below, the ZeroOcc column contains the number of atoms modelled with zero occupancy, the AltConf column contains the number of residues with at least one atom in alternate conformation and the Trace column contains the number of residues modelled with at most 2 atoms.

- Molecule 1 is a protein called Terminal oxygenase component of carbazole 1,9a-dioxygenase.

Mol	Chain	Residues	Atoms					ZeroOcc	AltConf	Trace
			Total	C	N	O	S			
1	A	367	2949	1891	498	551	9	0	0	0
1	B	367	2949	1891	498	551	9	0	0	0
1	C	367	2949	1891	498	551	9	0	0	0
1	D	367	2949	1891	498	551	9	0	0	0
1	E	367	2949	1891	498	551	9	0	0	0
1	F	367	2949	1891	498	551	9	0	0	0
1	G	367	2949	1891	498	551	9	0	0	0
1	H	367	2949	1891	498	551	9	0	0	0
1	I	367	2949	1891	498	551	9	0	0	0
1	J	367	2949	1891	498	551	9	0	0	0
1	K	367	2949	1891	498	551	9	0	0	0
1	L	367	2949	1891	498	551	9	0	0	0
1	M	367	2949	1891	498	551	9	0	0	0
1	N	367	2949	1891	498	551	9	0	0	0
1	O	367	2949	1891	498	551	9	0	0	0

There are 90 discrepancies between the modelled and reference sequences:

Chain	Residue	Modelled	Actual	Comment	Reference
A	389	HIS	-	expression tag	UNP Q2HWI0
A	390	HIS	-	expression tag	UNP Q2HWI0
A	391	HIS	-	expression tag	UNP Q2HWI0
A	392	HIS	-	expression tag	UNP Q2HWI0
A	393	HIS	-	expression tag	UNP Q2HWI0
A	394	HIS	-	expression tag	UNP Q2HWI0
B	389	HIS	-	expression tag	UNP Q2HWI0
B	390	HIS	-	expression tag	UNP Q2HWI0
B	391	HIS	-	expression tag	UNP Q2HWI0
B	392	HIS	-	expression tag	UNP Q2HWI0
B	393	HIS	-	expression tag	UNP Q2HWI0
B	394	HIS	-	expression tag	UNP Q2HWI0
C	389	HIS	-	expression tag	UNP Q2HWI0
C	390	HIS	-	expression tag	UNP Q2HWI0
C	391	HIS	-	expression tag	UNP Q2HWI0
C	392	HIS	-	expression tag	UNP Q2HWI0
C	393	HIS	-	expression tag	UNP Q2HWI0
C	394	HIS	-	expression tag	UNP Q2HWI0
D	389	HIS	-	expression tag	UNP Q2HWI0
D	390	HIS	-	expression tag	UNP Q2HWI0
D	391	HIS	-	expression tag	UNP Q2HWI0
D	392	HIS	-	expression tag	UNP Q2HWI0
D	393	HIS	-	expression tag	UNP Q2HWI0
D	394	HIS	-	expression tag	UNP Q2HWI0
E	389	HIS	-	expression tag	UNP Q2HWI0
E	390	HIS	-	expression tag	UNP Q2HWI0
E	391	HIS	-	expression tag	UNP Q2HWI0
E	392	HIS	-	expression tag	UNP Q2HWI0
E	393	HIS	-	expression tag	UNP Q2HWI0
E	394	HIS	-	expression tag	UNP Q2HWI0
F	389	HIS	-	expression tag	UNP Q2HWI0
F	390	HIS	-	expression tag	UNP Q2HWI0
F	391	HIS	-	expression tag	UNP Q2HWI0
F	392	HIS	-	expression tag	UNP Q2HWI0
F	393	HIS	-	expression tag	UNP Q2HWI0
F	394	HIS	-	expression tag	UNP Q2HWI0
G	389	HIS	-	expression tag	UNP Q2HWI0
G	390	HIS	-	expression tag	UNP Q2HWI0
G	391	HIS	-	expression tag	UNP Q2HWI0
G	392	HIS	-	expression tag	UNP Q2HWI0
G	393	HIS	-	expression tag	UNP Q2HWI0
G	394	HIS	-	expression tag	UNP Q2HWI0
H	389	HIS	-	expression tag	UNP Q2HWI0

Continued on next page...

Continued from previous page...

Chain	Residue	Modelled	Actual	Comment	Reference
H	390	HIS	-	expression tag	UNP Q2HWI0
H	391	HIS	-	expression tag	UNP Q2HWI0
H	392	HIS	-	expression tag	UNP Q2HWI0
H	393	HIS	-	expression tag	UNP Q2HWI0
H	394	HIS	-	expression tag	UNP Q2HWI0
I	389	HIS	-	expression tag	UNP Q2HWI0
I	390	HIS	-	expression tag	UNP Q2HWI0
I	391	HIS	-	expression tag	UNP Q2HWI0
I	392	HIS	-	expression tag	UNP Q2HWI0
I	393	HIS	-	expression tag	UNP Q2HWI0
I	394	HIS	-	expression tag	UNP Q2HWI0
J	389	HIS	-	expression tag	UNP Q2HWI0
J	390	HIS	-	expression tag	UNP Q2HWI0
J	391	HIS	-	expression tag	UNP Q2HWI0
J	392	HIS	-	expression tag	UNP Q2HWI0
J	393	HIS	-	expression tag	UNP Q2HWI0
J	394	HIS	-	expression tag	UNP Q2HWI0
K	389	HIS	-	expression tag	UNP Q2HWI0
K	390	HIS	-	expression tag	UNP Q2HWI0
K	391	HIS	-	expression tag	UNP Q2HWI0
K	392	HIS	-	expression tag	UNP Q2HWI0
K	393	HIS	-	expression tag	UNP Q2HWI0
K	394	HIS	-	expression tag	UNP Q2HWI0
L	389	HIS	-	expression tag	UNP Q2HWI0
L	390	HIS	-	expression tag	UNP Q2HWI0
L	391	HIS	-	expression tag	UNP Q2HWI0
L	392	HIS	-	expression tag	UNP Q2HWI0
L	393	HIS	-	expression tag	UNP Q2HWI0
L	394	HIS	-	expression tag	UNP Q2HWI0
M	389	HIS	-	expression tag	UNP Q2HWI0
M	390	HIS	-	expression tag	UNP Q2HWI0
M	391	HIS	-	expression tag	UNP Q2HWI0
M	392	HIS	-	expression tag	UNP Q2HWI0
M	393	HIS	-	expression tag	UNP Q2HWI0
M	394	HIS	-	expression tag	UNP Q2HWI0
N	389	HIS	-	expression tag	UNP Q2HWI0
N	390	HIS	-	expression tag	UNP Q2HWI0
N	391	HIS	-	expression tag	UNP Q2HWI0
N	392	HIS	-	expression tag	UNP Q2HWI0
N	393	HIS	-	expression tag	UNP Q2HWI0
N	394	HIS	-	expression tag	UNP Q2HWI0
O	389	HIS	-	expression tag	UNP Q2HWI0

Continued on next page...

Continued from previous page...

Chain	Residue	Modelled	Actual	Comment	Reference
O	390	HIS	-	expression tag	UNP Q2HWI0
O	391	HIS	-	expression tag	UNP Q2HWI0
O	392	HIS	-	expression tag	UNP Q2HWI0
O	393	HIS	-	expression tag	UNP Q2HWI0
O	394	HIS	-	expression tag	UNP Q2HWI0

- Molecule 2 is FE (II) ION (three-letter code: FE2) (formula: Fe).

Mol	Chain	Residues	Atoms	ZeroOcc	AltConf
2	A	1	Total Fe 1 1	0	0
2	B	1	Total Fe 1 1	0	0
2	C	1	Total Fe 1 1	0	0
2	D	1	Total Fe 1 1	0	0
2	E	1	Total Fe 1 1	0	0
2	F	1	Total Fe 1 1	0	0
2	G	1	Total Fe 1 1	0	0
2	H	1	Total Fe 1 1	0	0
2	I	1	Total Fe 1 1	0	0
2	J	1	Total Fe 1 1	0	0
2	K	1	Total Fe 1 1	0	0
2	L	1	Total Fe 1 1	0	0
2	M	1	Total Fe 1 1	0	0
2	N	1	Total Fe 1 1	0	0
2	O	1	Total Fe 1 1	0	0

- Molecule 3 is FE2/S2 (INORGANIC) CLUSTER (three-letter code: FES) (formula: Fe₂S₂).



Mol	Chain	Residues	Atoms			ZeroOcc	AltConf
			Total	Fe	S		
3	A	1	4	2	2	0	0
3	B	1	4	2	2	0	0
3	C	1	4	2	2	0	0
3	D	1	4	2	2	0	0
3	E	1	4	2	2	0	0
3	F	1	4	2	2	0	0
3	G	1	4	2	2	0	0
3	H	1	4	2	2	0	0
3	I	1	4	2	2	0	0
3	J	1	4	2	2	0	0
3	K	1	4	2	2	0	0
3	L	1	4	2	2	0	0
3	M	1	4	2	2	0	0
3	N	1	4	2	2	0	0

Continued on next page...

Continued from previous page...

Mol	Chain	Residues	Atoms			ZeroOcc	AltConf
3	O	1	Total	Fe	S	0	0
			4	2	2		

- Molecule 4 is CHLORIDE ION (three-letter code: CL) (formula: Cl).

Mol	Chain	Residues	Atoms		ZeroOcc	AltConf
4	A	3	Total	Cl	0	0
			3	3		
4	B	3	Total	Cl	0	0
			3	3		
4	C	2	Total	Cl	0	0
			2	2		
4	D	2	Total	Cl	0	0
			2	2		
4	E	3	Total	Cl	0	0
			3	3		
4	F	2	Total	Cl	0	0
			2	2		
4	G	1	Total	Cl	0	0
			1	1		
4	H	2	Total	Cl	0	0
			2	2		
4	I	1	Total	Cl	0	0
			1	1		
4	J	2	Total	Cl	0	0
			2	2		
4	K	2	Total	Cl	0	0
			2	2		
4	L	2	Total	Cl	0	0
			2	2		
4	M	3	Total	Cl	0	0
			3	3		
4	N	4	Total	Cl	0	0
			4	4		
4	O	2	Total	Cl	0	0
			2	2		

- Molecule 5 is water.

Mol	Chain	Residues	Atoms		ZeroOcc	AltConf
5	A	276	Total	O	0	0
			276	276		

Continued on next page...

Continued from previous page...

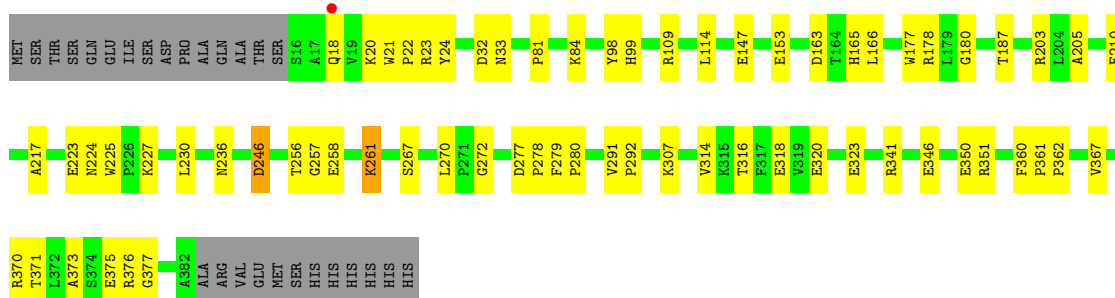
Mol	Chain	Residues	Atoms		ZeroOcc	AltConf
5	B	273	Total 273	O 273	0	0
5	C	272	Total 272	O 272	0	0
5	D	257	Total 257	O 257	0	0
5	E	250	Total 250	O 250	0	0
5	F	252	Total 252	O 252	0	0
5	G	233	Total 233	O 233	0	0
5	H	215	Total 215	O 215	0	0
5	I	222	Total 222	O 222	0	0
5	J	218	Total 218	O 218	0	0
5	K	223	Total 223	O 223	0	0
5	L	231	Total 231	O 231	0	0
5	M	272	Total 272	O 272	0	0
5	N	260	Total 260	O 260	0	0
5	O	265	Total 265	O 265	0	0

3 Residue-property plots

These plots are drawn for all protein, RNA, DNA and oligosaccharide chains in the entry. The first graphic for a chain summarises the proportions of the various outlier classes displayed in the second graphic. The second graphic shows the sequence view annotated by issues in geometry and electron density. Residues are color-coded according to the number of geometric quality criteria for which they contain at least one outlier: green = 0, yellow = 1, orange = 2 and red = 3 or more. A red dot above a residue indicates a poor fit to the electron density ($RSRZ > 2$). Stretches of 2 or more consecutive residues without any outlier are shown as a green connector. Residues present in the sample, but not in the model, are shown in grey.

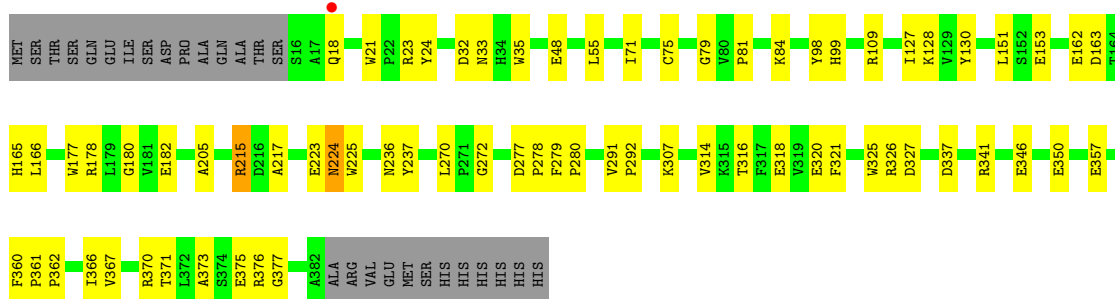
- Molecule 1: Terminal oxygenase component of carbazole 1,9a-dioxygenase

Chain A: 



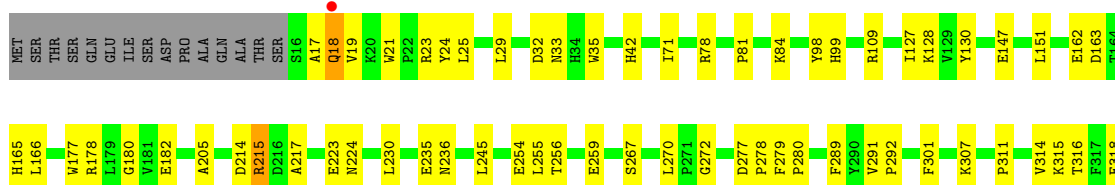
- Molecule 1: Terminal oxygenase component of carbazole 1,9a-dioxygenase

Chain B: 



- Molecule 1: Terminal oxygenase component of carbazole 1,9a-dioxygenase

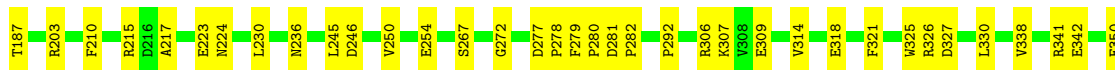
Chain C: 





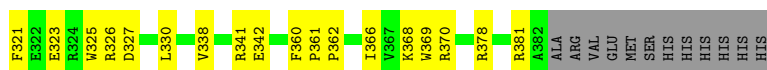
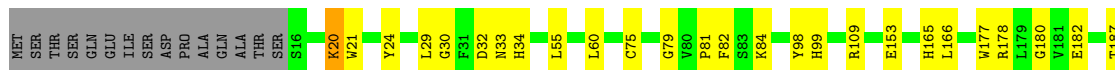
- Molecule 1: Terminal oxygenase component of carbazole 1,9a-dioxygenase

Chain D: 75% 19% 7%



- Molecule 1: Terminal oxygenase component of carbazole 1,9a-dioxygenase

Chain E: 73% 20% 7%



- Molecule 1: Terminal oxygenase component of carbazole 1,9a-dioxygenase

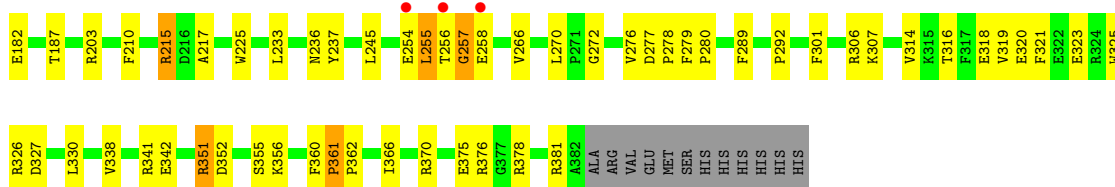
Chain F: 72% 20% 7%



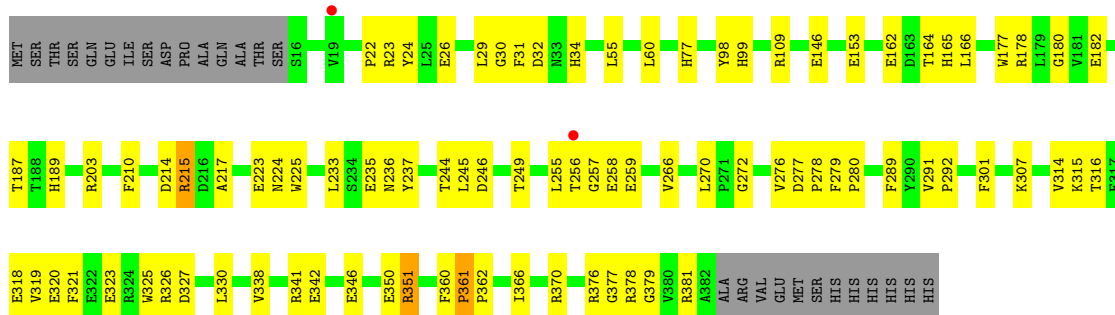
- Molecule 1: Terminal oxygenase component of carbazole 1,9a-dioxygenase

Chain G: 73% 18% 7%

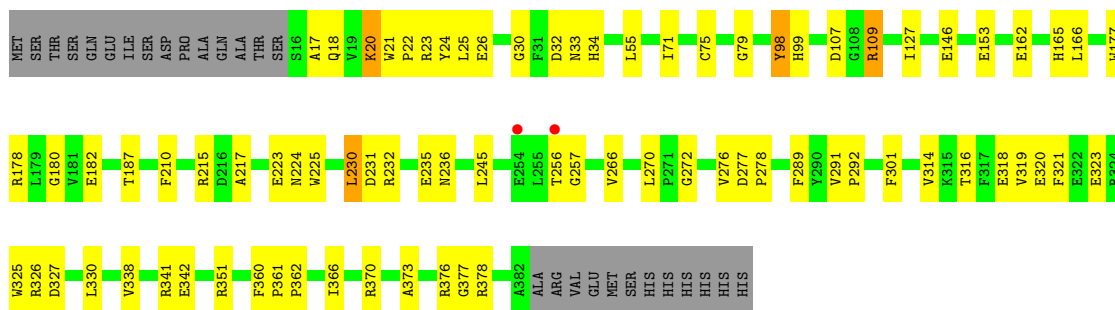




- Molecule 1: Terminal oxygenase component of carbazole 1,9a-dioxygenase



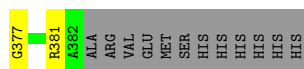
- Molecule 1: Terminal oxygenase component of carbazole 1,9a-dioxygenase




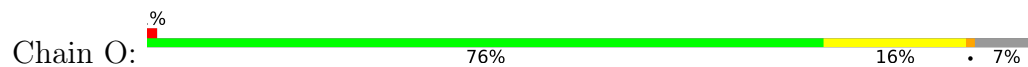
- Molecule 1: Terminal oxygenase component of carbazole 1,9a-dioxygenase



- Molecule 1: Terminal oxygenase component of carbazole 1,9a-dioxygenase



- Molecule 1: Terminal oxygenase component of carbazole 1,9a-dioxygenase



4 Data and refinement statistics i

Property	Value	Source
Space group	C 1 2 1	Depositor
Cell constants a, b, c, α , β , γ	280.00Å 161.66Å 194.66Å 90.00° 118.65° 90.00°	Depositor
Resolution (Å)	48.91 – 2.30 48.91 – 2.30	Depositor EDS
% Data completeness (in resolution range)	100.0 (48.91-2.30) 99.9 (48.91-2.30)	Depositor EDS
R_{merge}	(Not available)	Depositor
R_{sym}	(Not available)	Depositor
$\langle I/\sigma(I) \rangle$ ¹	4.83 (at 2.29Å)	Xtrriage
Refinement program	REFMAC 5.2.0019	Depositor
R, R_{free}	0.174 , 0.175 0.173 , 0.174	Depositor DCC
R_{free} test set	16993 reflections (5.05%)	wwPDB-VP
Wilson B-factor (Å ²)	20.9	Xtrriage
Anisotropy	0.461	Xtrriage
Bulk solvent k_{sol} (e/Å ³), B_{sol} (Å ²)	0.36 , 24.2	EDS
L-test for twinning ²	$\langle L \rangle = 0.49$, $\langle L^2 \rangle = 0.33$	Xtrriage
Estimated twinning fraction	0.487 for $1/2^*h+3/2^*k, 1/2^*h-1/2^*k, -1/2^*h-1/2^*k-l$ 0.487 for $1/2^*h-3/2^*k, -1/2^*h-1/2^*k, -1/2^*h+1/2^*k-l$	Xtrriage
F_o, F_c correlation	0.96	EDS
Total number of atoms	48063	wwPDB-VP
Average B, all atoms (Å ²)	21.0	wwPDB-VP

Xtrriage's analysis on translational NCS is as follows: *The largest off-origin peak in the Patterson function is 4.03% of the height of the origin peak. No significant pseudotranslation is detected.*

¹Intensities estimated from amplitudes.

²Theoretical values of $\langle |L| \rangle$, $\langle L^2 \rangle$ for acentric reflections are 0.5, 0.333 respectively for untwinned datasets, and 0.375, 0.2 for perfectly twinned datasets.

5 Model quality [i](#)

5.1 Standard geometry [i](#)

Bond lengths and bond angles in the following residue types are not validated in this section: FES, CL, FE2

The Z score for a bond length (or angle) is the number of standard deviations the observed value is removed from the expected value. A bond length (or angle) with $|Z| > 5$ is considered an outlier worth inspection. RMSZ is the root-mean-square of all Z scores of the bond lengths (or angles).

Mol	Chain	Bond lengths		Bond angles	
		RMSZ	# Z >5	RMSZ	# Z >5
1	A	0.34	0/3038	0.61	2/4137 (0.0%)
1	B	0.34	0/3038	0.60	1/4137 (0.0%)
1	C	0.34	0/3038	0.60	1/4137 (0.0%)
1	D	0.33	0/3038	0.61	0/4137
1	E	0.33	0/3038	0.61	0/4137
1	F	0.33	0/3038	0.60	0/4137
1	G	0.33	0/3038	0.58	0/4137
1	H	0.33	0/3038	0.57	0/4137
1	I	0.33	0/3038	0.58	0/4137
1	J	0.33	0/3038	0.58	0/4137
1	K	0.33	0/3038	0.58	0/4137
1	L	0.33	0/3038	0.58	0/4137
1	M	0.34	0/3038	0.61	1/4137 (0.0%)
1	N	0.34	0/3038	0.61	1/4137 (0.0%)
1	O	0.34	0/3038	0.61	1/4137 (0.0%)
All	All	0.33	0/45570	0.60	7/62055 (0.0%)

There are no bond length outliers.

All (7) bond angle outliers are listed below:

Mol	Chain	Res	Type	Atoms	Z	Observed(°)	Ideal(°)
1	A	257	GLY	N-CA-C	6.70	129.84	113.10
1	A	205	ALA	N-CA-C	-5.85	95.20	111.00
1	C	205	ALA	N-CA-C	-5.81	95.31	111.00
1	B	205	ALA	N-CA-C	-5.71	95.59	111.00
1	M	205	ALA	N-CA-C	-5.16	97.08	111.00
1	N	205	ALA	N-CA-C	-5.13	97.16	111.00
1	O	205	ALA	N-CA-C	-5.06	97.33	111.00

There are no chirality outliers.

There are no planarity outliers.

5.2 Too-close contacts [i](#)

In the following table, the Non-H and H(model) columns list the number of non-hydrogen atoms and hydrogen atoms in the chain respectively. The H(added) column lists the number of hydrogen atoms added and optimized by MolProbity. The Clashes column lists the number of clashes within the asymmetric unit, whereas Symm-Clashes lists symmetry-related clashes.

Mol	Chain	Non-H	H(model)	H(added)	Clashes	Symm-Clashes
1	A	2949	0	2805	39	0
1	B	2949	0	2805	44	0
1	C	2949	0	2805	52	0
1	D	2949	0	2805	47	0
1	E	2949	0	2805	53	0
1	F	2949	0	2805	57	0
1	G	2949	0	2805	48	0
1	H	2949	0	2805	55	0
1	I	2949	0	2805	51	0
1	J	2949	0	2805	56	0
1	K	2949	0	2805	68	0
1	L	2949	0	2805	61	0
1	M	2949	0	2805	51	0
1	N	2949	0	2805	38	0
1	O	2949	0	2805	41	0
2	A	1	0	0	0	0
2	B	1	0	0	0	0
2	C	1	0	0	0	0
2	D	1	0	0	0	0
2	E	1	0	0	0	0
2	F	1	0	0	0	0
2	G	1	0	0	0	0
2	H	1	0	0	0	0
2	I	1	0	0	0	0
2	J	1	0	0	0	0
2	K	1	0	0	0	0
2	L	1	0	0	0	0
2	M	1	0	0	0	0
2	N	1	0	0	0	0
2	O	1	0	0	0	0
3	A	4	0	0	1	0
3	B	4	0	0	1	0
3	C	4	0	0	1	0
3	D	4	0	0	1	0

Continued on next page...

Continued from previous page...

Mol	Chain	Non-H	H(model)	H(added)	Clashes	Symm-Clashes
3	E	4	0	0	1	0
3	F	4	0	0	1	0
3	G	4	0	0	2	0
3	H	4	0	0	1	0
3	I	4	0	0	1	0
3	J	4	0	0	1	0
3	K	4	0	0	2	0
3	L	4	0	0	1	0
3	M	4	0	0	1	0
3	N	4	0	0	1	0
3	O	4	0	0	1	0
4	A	3	0	0	0	0
4	B	3	0	0	0	0
4	C	2	0	0	0	0
4	D	2	0	0	0	0
4	E	3	0	0	0	0
4	F	2	0	0	0	0
4	G	1	0	0	0	0
4	H	2	0	0	0	0
4	I	1	0	0	0	0
4	J	2	0	0	0	0
4	K	2	0	0	0	0
4	L	2	0	0	0	0
4	M	3	0	0	0	0
4	N	4	0	0	0	0
4	O	2	0	0	0	0
5	A	276	0	0	1	0
5	B	273	0	0	2	0
5	C	272	0	0	3	0
5	D	257	0	0	4	0
5	E	250	0	0	3	0
5	F	252	0	0	2	0
5	G	233	0	0	2	0
5	H	215	0	0	3	0
5	I	222	0	0	3	0
5	J	218	0	0	3	0
5	K	223	0	0	5	0
5	L	231	0	0	3	0
5	M	272	0	0	6	0
5	N	260	0	0	2	0
5	O	265	0	0	5	0
All	All	48063	0	42075	747	0

The all-atom clashscore is defined as the number of clashes found per 1000 atoms (including hydrogen atoms). The all-atom clashscore for this structure is 9.

All (747) close contacts within the same asymmetric unit are listed below, sorted by their clash magnitude.

Atom-1	Atom-2	Interatomic distance (Å)	Clash overlap (Å)
1:K:215:ARG:HD3	1:K:216:ASP:H	1.21	1.00
1:D:164:THR:HG22	1:D:307:LYS:HD3	1.52	0.91
1:C:215:ARG:H	1:C:215:ARG:HE	1.16	0.88
1:L:215:ARG:HE	1:L:215:ARG:HA	1.39	0.87
1:F:254:GLU:HG3	1:F:255:LEU:H	1.41	0.86
1:K:215:ARG:HD3	1:K:216:ASP:N	1.90	0.85
1:M:162:GLU:CD	1:M:162:GLU:H	1.79	0.85
1:A:261:LYS:HE3	1:A:261:LYS:HA	1.60	0.84
1:E:222:ASP:HB2	5:E:2444:HOH:O	1.81	0.81
1:L:222:ASP:HB2	5:L:3477:HOH:O	1.81	0.80
1:D:350:GLU:HG2	5:D:3345:HOH:O	1.80	0.80
1:K:222:ASP:HB2	5:K:3422:HOH:O	1.80	0.80
1:K:245:LEU:O	1:K:248:GLU:HG2	1.81	0.79
1:M:215:ARG:HE	1:M:215:ARG:HA	1.44	0.79
1:L:215:ARG:HA	1:L:215:ARG:NE	1.96	0.79
1:C:162:GLU:H	1:C:162:GLU:CD	1.83	0.78
1:J:315:LYS:HD2	1:M:147:GLU:OE1	1.83	0.78
1:B:162:GLU:CD	1:B:162:GLU:H	1.86	0.77
1:O:215:ARG:HE	1:O:215:ARG:HA	1.49	0.77
1:K:187:THR:HG23	1:K:210:PHE:HB2	1.68	0.75
1:L:187:THR:HG23	1:L:210:PHE:HB2	1.68	0.74
1:F:350:GLU:HG2	5:F:730:HOH:O	1.86	0.74
1:O:22:PRO:O	1:O:26:GLU:HG3	1.89	0.73
1:N:215:ARG:HE	1:N:215:ARG:HA	1.51	0.72
1:M:182:GLU:OE2	1:M:370:ARG:HD3	1.89	0.72
1:F:351:ARG:O	1:F:356:LYS:HE2	1.88	0.72
1:B:24:TYR:CE2	1:B:370:ARG:HD2	2.25	0.71
1:G:351:ARG:O	1:G:356:LYS:HE2	1.88	0.71
1:J:256:THR:HB	1:J:258:GLU:OE1	1.89	0.71
1:K:230:LEU:HD23	1:K:267:SER:HB3	1.71	0.71
1:M:215:ARG:HA	1:M:215:ARG:NE	2.04	0.71
1:H:153:GLU:HG2	1:H:225:TRP:HB2	1.73	0.70
1:F:20:LYS:NZ	1:F:20:LYS:HB2	2.07	0.70
1:G:215:ARG:H	1:G:215:ARG:HE	1.38	0.70
1:G:289:PHE:HB2	1:G:301:PHE:HB2	1.74	0.69
1:H:289:PHE:HB2	1:H:301:PHE:HB2	1.72	0.69
1:B:223:GLU:O	1:B:224:ASN:HB2	1.93	0.69

Continued on next page...

Continued from previous page...

Atom-1	Atom-2	Interatomic distance (Å)	Clash overlap (Å)
1:M:24:TYR:CE2	1:M:370:ARG:HD2	2.28	0.69
1:D:177:TRP:CG	1:D:292:PRO:HG3	2.28	0.69
1:G:153:GLU:HG2	1:G:225:TRP:HB2	1.74	0.69
1:K:164:THR:HG22	1:K:307:LYS:HD3	1.75	0.69
1:J:214:ASP:HB3	1:J:236:ASN:HB3	1.74	0.68
1:L:120:PRO:O	1:L:124:LYS:HE3	1.94	0.68
1:E:20:LYS:HB2	1:E:20:LYS:NZ	2.08	0.68
1:E:177:TRP:CG	1:E:292:PRO:HG3	2.30	0.67
1:B:346:GLU:HG3	1:B:350:GLU:OE1	1.93	0.67
1:H:22:PRO:O	1:H:26:GLU:HG3	1.95	0.67
1:D:321:PHE:HA	1:D:325:TRP:HB2	1.77	0.67
1:H:361:PRO:HB2	1:H:362:PRO:HD3	1.77	0.67
1:I:316:THR:O	1:I:320:GLU:HG3	1.93	0.67
1:N:215:ARG:HA	1:N:215:ARG:NE	2.09	0.67
1:I:153:GLU:HG2	1:I:225:TRP:HB2	1.77	0.67
1:F:177:TRP:CG	1:F:292:PRO:HG3	2.30	0.66
1:L:314:VAL:O	1:L:318:GLU:HG3	1.94	0.66
1:H:215:ARG:H	1:H:215:ARG:HE	1.43	0.66
1:I:289:PHE:HB2	1:I:301:PHE:HB2	1.77	0.66
1:E:258:GLU:HB2	5:E:3330:HOH:O	1.96	0.66
1:C:24:TYR:CE2	1:C:370:ARG:HD2	2.30	0.66
1:A:316:THR:O	1:A:320:GLU:HG2	1.97	0.65
1:B:182:GLU:OE2	1:B:370:ARG:HD3	1.96	0.65
1:G:316:THR:O	1:G:320:GLU:HG3	1.96	0.65
1:C:223:GLU:O	1:C:224:ASN:HB2	1.97	0.65
1:L:24:TYR:CE2	1:L:370:ARG:HD2	2.31	0.65
1:N:23:ARG:NH2	1:N:377:GLY:O	2.23	0.65
1:C:311:PRO:HD2	5:C:1735:HOH:O	1.96	0.65
1:G:314:VAL:O	1:G:318:GLU:HG3	1.97	0.65
1:G:361:PRO:HB2	1:G:362:PRO:HD3	1.79	0.65
1:I:351:ARG:HG2	1:I:351:ARG:HH11	1.61	0.64
1:K:215:ARG:O	1:K:216:ASP:HB2	1.98	0.64
1:I:361:PRO:HB2	1:I:362:PRO:HD3	1.80	0.64
1:J:351:ARG:HD3	5:J:431:HOH:O	1.97	0.64
1:E:24:TYR:CE2	1:E:370:ARG:HD2	2.32	0.64
1:I:20:LYS:HB2	1:I:20:LYS:NZ	2.13	0.64
1:H:366:ILE:O	1:H:370:ARG:HG3	1.98	0.64
1:I:266:VAL:HG23	1:I:276:VAL:HG22	1.80	0.64
1:O:182:GLU:OE2	1:O:370:ARG:HD3	1.98	0.64
1:F:315:LYS:HD3	1:F:316:THR:N	2.13	0.64
1:A:81:PRO:HG2	1:A:84:LYS:HG2	1.78	0.63

Continued on next page...

Continued from previous page...

Atom-1	Atom-2	Interatomic distance (Å)	Clash overlap (Å)
1:D:203:ARG:HD2	5:D:2993:HOH:O	1.98	0.63
1:E:314:VAL:O	1:E:318:GLU:HG3	1.97	0.63
1:M:99:HIS:HB2	3:M:401:FES:S1	2.38	0.63
1:C:215:ARG:H	1:C:215:ARG:NE	1.94	0.63
1:C:215:ARG:HE	1:C:215:ARG:N	1.94	0.63
1:E:182:GLU:OE2	1:E:370:ARG:HD3	1.98	0.63
1:H:244:THR:HG22	1:H:249:THR:HG22	1.80	0.63
1:J:326:ARG:NH1	1:J:327:ASP:OD1	2.31	0.63
1:C:182:GLU:OE2	1:C:370:ARG:HD3	1.99	0.63
1:I:366:ILE:O	1:I:370:ARG:HG3	1.97	0.63
1:J:358:GLN:OE1	1:K:125:ILE:HD12	1.98	0.63
1:J:120:PRO:O	1:J:124:LYS:HD3	1.98	0.63
1:N:366:ILE:O	1:N:370:ARG:HG3	1.99	0.63
1:B:371:THR:O	1:B:375:GLU:HG3	1.99	0.63
1:C:366:ILE:O	1:C:370:ARG:HG3	1.99	0.63
1:H:177:TRP:CG	1:H:292:PRO:HG3	2.34	0.63
1:K:29:LEU:HB3	1:K:381:ARG:HB3	1.81	0.63
1:J:315:LYS:HB3	1:J:315:LYS:HZ3	1.62	0.62
1:K:177:TRP:CG	1:K:292:PRO:HG3	2.34	0.62
1:L:289:PHE:HB2	1:L:301:PHE:HB2	1.80	0.62
1:O:99:HIS:HB2	3:O:401:FES:S1	2.39	0.62
1:G:177:TRP:CG	1:G:292:PRO:HG3	2.35	0.62
1:O:215:ARG:HA	1:O:215:ARG:NE	2.14	0.62
1:N:182:GLU:OE2	1:N:370:ARG:HD3	1.99	0.62
1:O:24:TYR:CE2	1:O:370:ARG:HD2	2.34	0.62
1:I:177:TRP:CG	1:I:292:PRO:HG3	2.35	0.62
1:M:326:ARG:NH1	1:M:327:ASP:OD1	2.32	0.62
1:N:20:LYS:HB2	1:N:20:LYS:NZ	2.15	0.62
1:A:177:TRP:CG	1:A:292:PRO:HG3	2.34	0.62
1:M:351:ARG:O	1:M:356:LYS:HE2	1.99	0.62
1:J:326:ARG:HH11	1:J:326:ARG:HG2	1.65	0.62
1:K:314:VAL:O	1:K:318:GLU:HG3	2.00	0.62
1:D:23:ARG:NH2	1:D:377:GLY:O	2.26	0.61
1:B:366:ILE:O	1:B:370:ARG:HG3	1.99	0.61
1:D:21:TRP:HD1	1:D:25:LEU:HD23	1.64	0.61
1:F:29:LEU:HB3	1:F:381:ARG:HB3	1.82	0.61
1:A:230:LEU:HD23	1:A:267:SER:HB3	1.83	0.61
1:I:24:TYR:CE2	1:I:370:ARG:HD2	2.35	0.61
1:I:314:VAL:O	1:I:318:GLU:HG3	2.00	0.61
1:B:81:PRO:HG2	1:B:84:LYS:HG2	1.82	0.61
1:L:164:THR:HG22	1:L:307:LYS:HD3	1.82	0.61

Continued on next page...

Continued from previous page...

Atom-1	Atom-2	Interatomic distance (Å)	Clash overlap (Å)
1:O:366:ILE:O	1:O:370:ARG:HG3	2.00	0.61
1:D:182:GLU:OE2	1:D:370:ARG:HD3	2.01	0.61
1:F:20:LYS:HB2	1:F:20:LYS:HZ2	1.64	0.61
1:E:326:ARG:HD2	1:E:327:ASP:OD1	2.00	0.61
1:L:366:ILE:O	1:L:370:ARG:HG3	2.00	0.61
1:N:99:HIS:HB2	3:N:401:FES:S1	2.41	0.61
1:E:20:LYS:HB3	1:E:21:TRP:CE3	2.36	0.60
1:H:24:TYR:CE2	1:H:370:ARG:HD2	2.36	0.60
1:H:316:THR:O	1:H:320:GLU:HG3	1.99	0.60
1:J:314:VAL:O	1:J:318:GLU:HG3	2.01	0.60
1:M:16:SER:O	1:M:19:VAL:HG22	2.01	0.60
1:F:180:GLY:HA2	1:F:341:ARG:HD3	1.83	0.60
1:H:338:VAL:O	1:H:342:GLU:HG3	2.02	0.60
1:A:153:GLU:HG2	1:A:225:TRP:HB2	1.83	0.60
1:O:326:ARG:NH1	1:O:327:ASP:OD1	2.34	0.60
1:E:180:GLY:HA2	1:E:341:ARG:HD3	1.82	0.60
1:A:223:GLU:O	1:A:224:ASN:HB2	2.00	0.60
1:B:177:TRP:CG	1:B:292:PRO:HG3	2.37	0.60
1:D:24:TYR:CE2	1:D:370:ARG:HD2	2.37	0.60
1:D:223:GLU:O	1:D:224:ASN:HB2	2.01	0.60
1:D:230:LEU:HD23	1:D:267:SER:HB3	1.83	0.60
1:H:246:ASP:HB2	5:H:3278:HOH:O	2.01	0.60
1:D:246:ASP:HB3	5:D:1794:HOH:O	2.02	0.59
1:G:24:TYR:CE2	1:G:370:ARG:HD2	2.37	0.59
1:F:315:LYS:HD3	1:F:315:LYS:C	2.23	0.59
1:G:34:HIS:CE1	1:G:378:ARG:HG3	2.37	0.59
1:H:314:VAL:O	1:H:318:GLU:HG3	2.02	0.59
1:N:24:TYR:CE2	1:N:370:ARG:HD2	2.37	0.59
1:D:326:ARG:NH1	1:D:327:ASP:OD1	2.35	0.59
1:D:21:TRP:CD1	1:D:25:LEU:HD23	2.37	0.58
1:K:366:ILE:O	1:K:370:ARG:HG3	2.02	0.58
1:B:314:VAL:O	1:B:318:GLU:HG3	2.03	0.58
1:L:351:ARG:O	1:L:356:LYS:HE2	2.03	0.58
1:K:24:TYR:CE2	1:K:370:ARG:HD2	2.38	0.58
1:G:22:PRO:O	1:G:26:GLU:HG3	2.04	0.58
1:L:177:TRP:CG	1:L:292:PRO:HG3	2.39	0.58
1:A:23:ARG:NH2	1:A:377:GLY:O	2.28	0.58
1:G:366:ILE:O	1:G:370:ARG:HG3	2.03	0.58
1:A:314:VAL:O	1:A:318:GLU:HG3	2.03	0.58
1:D:366:ILE:O	1:D:370:ARG:HG3	2.03	0.58
1:H:34:HIS:CE1	1:H:378:ARG:HG3	2.39	0.58

Continued on next page...

Continued from previous page...

Atom-1	Atom-2	Interatomic distance (Å)	Clash overlap (Å)
1:C:371:THR:O	1:C:375:GLU:HG3	2.04	0.58
1:D:314:VAL:O	1:D:318:GLU:HG3	2.03	0.58
1:J:321:PHE:HA	1:J:325:TRP:HB2	1.86	0.58
1:C:177:TRP:CG	1:C:292:PRO:HG3	2.40	0.57
1:J:366:ILE:O	1:J:370:ARG:HG3	2.04	0.57
1:B:32:ASP:O	1:B:33:ASN:HB2	2.04	0.57
1:E:218:MET:HG3	1:E:368:LYS:HE3	1.85	0.57
1:G:319:VAL:O	1:G:323:GLU:HG3	2.04	0.57
1:F:165:HIS:C	1:F:166:LEU:HD12	2.25	0.57
1:L:187:THR:HG22	1:L:210:PHE:O	2.04	0.57
1:M:256:THR:HG22	1:M:258:GLU:H	1.70	0.57
1:F:24:TYR:CE2	1:F:370:ARG:HD2	2.39	0.57
1:J:315:LYS:HB3	1:J:315:LYS:NZ	2.20	0.57
1:E:366:ILE:O	1:E:370:ARG:HG3	2.05	0.57
1:J:289:PHE:HB2	1:J:301:PHE:HB2	1.87	0.57
1:M:366:ILE:O	1:M:370:ARG:HG3	2.05	0.57
1:A:165:HIS:C	1:A:166:LEU:HD12	2.25	0.56
1:B:23:ARG:NH2	1:B:377:GLY:O	2.30	0.56
1:O:16:SER:O	1:O:19:VAL:HG12	2.05	0.56
1:J:177:TRP:CG	1:J:292:PRO:HG3	2.40	0.56
1:D:217:ALA:HA	1:D:236:ASN:HB2	1.87	0.56
1:L:313:ASP:HA	1:L:316:THR:CG2	2.34	0.56
1:G:203:ARG:NH1	1:G:258:GLU:O	2.39	0.56
1:K:187:THR:HG22	1:K:210:PHE:O	2.06	0.56
1:A:351:ARG:HG3	1:A:351:ARG:HH11	1.71	0.56
1:K:230:LEU:CD2	1:K:267:SER:HB3	2.35	0.56
1:F:216:ASP:HB2	1:F:236:ASN:ND2	2.21	0.56
1:J:24:TYR:CE2	1:J:370:ARG:HD2	2.41	0.56
1:B:48:GLU:HG3	5:B:1717:HOH:O	2.05	0.56
1:B:165:HIS:C	1:B:166:LEU:HD12	2.26	0.56
1:F:182:GLU:OE2	1:F:370:ARG:HD3	2.06	0.56
1:J:180:GLY:HA2	1:J:341:ARG:HD3	1.88	0.55
1:L:71:ILE:HD11	1:L:127:ILE:HD11	1.87	0.55
1:L:326:ARG:HD2	1:L:327:ASP:OD1	2.06	0.55
1:D:180:GLY:HA2	1:D:341:ARG:HD3	1.87	0.55
1:F:223:GLU:O	1:F:224:ASN:HB2	2.06	0.55
1:I:17:ALA:HB1	1:I:25:LEU:HD11	1.88	0.55
1:F:326:ARG:HD2	1:F:327:ASP:OD1	2.06	0.55
1:I:22:PRO:O	1:I:26:GLU:HG3	2.07	0.55
1:I:217:ALA:HA	1:I:236:ASN:HB2	1.88	0.55
1:F:217:ALA:HA	1:F:236:ASN:HB2	1.87	0.55

Continued on next page...

Continued from previous page...

Atom-1	Atom-2	Interatomic distance (Å)	Clash overlap (Å)
1:L:313:ASP:HA	1:L:316:THR:HG22	1.87	0.55
1:N:326:ARG:NH1	1:N:327:ASP:OD1	2.39	0.55
1:L:312:GLU:O	1:L:316:THR:HG22	2.06	0.55
1:M:361:PRO:HB2	1:M:362:PRO:HD3	1.88	0.55
1:I:99:HIS:HB2	3:I:401:FES:S1	2.47	0.55
1:K:321:PHE:HA	1:K:325:TRP:HB2	1.88	0.55
1:N:177:TRP:CG	1:N:292:PRO:HG3	2.41	0.55
1:K:215:ARG:HA	1:K:215:ARG:HH11	1.71	0.55
1:F:254:GLU:HG3	1:F:255:LEU:N	2.18	0.54
1:I:326:ARG:NH1	1:I:327:ASP:OD1	2.40	0.54
1:M:177:TRP:CG	1:M:292:PRO:HG3	2.42	0.54
1:N:315:LYS:HZ2	1:N:315:LYS:HB3	1.72	0.54
1:A:147:GLU:HG2	5:A:1790:HOH:O	2.06	0.54
1:G:99:HIS:HB2	3:G:401:FES:S1	2.47	0.54
1:K:182:GLU:OE2	1:K:370:ARG:HD3	2.08	0.54
1:E:223:GLU:O	1:E:224:ASN:HB2	2.07	0.54
1:C:163:ASP:OD2	1:C:307:LYS:HE3	2.08	0.54
1:E:20:LYS:HB2	1:E:20:LYS:HZ3	1.69	0.54
1:J:71:ILE:HD11	1:J:127:ILE:HD11	1.89	0.54
1:N:289:PHE:HB2	1:N:301:PHE:HB2	1.90	0.54
1:B:217:ALA:HA	1:B:236:ASN:HB2	1.90	0.54
1:C:32:ASP:O	1:C:33:ASN:HB2	2.08	0.54
1:K:289:PHE:HB2	1:K:301:PHE:HB2	1.88	0.54
1:F:279:PHE:CG	1:F:280:PRO:HA	2.43	0.53
1:O:29:LEU:HB3	1:O:381:ARG:HG3	1.90	0.53
1:K:307:LYS:HE2	5:K:3589:HOH:O	2.07	0.53
1:K:326:ARG:HD2	1:K:327:ASP:OD1	2.08	0.53
1:N:32:ASP:O	1:N:33:ASN:HB2	2.08	0.53
1:A:346:GLU:HG3	1:A:350:GLU:OE1	2.08	0.53
1:N:51:ALA:HB1	5:N:414:HOH:O	2.09	0.53
1:C:361:PRO:HB2	1:C:362:PRO:HD3	1.91	0.53
1:F:366:ILE:O	1:F:370:ARG:HG3	2.09	0.53
1:J:230:LEU:HD23	1:J:267:SER:HB3	1.89	0.53
1:M:29:LEU:HB3	1:M:381:ARG:HG3	1.89	0.53
1:M:289:PHE:HB2	1:M:301:PHE:HB2	1.89	0.53
1:D:29:LEU:HB3	1:D:381:ARG:HG3	1.89	0.53
1:I:351:ARG:HG2	1:I:351:ARG:NH1	2.23	0.53
1:J:99:HIS:HB2	3:J:401:FES:S1	2.49	0.53
1:L:187:THR:CG2	1:L:210:PHE:O	2.56	0.53
1:L:32:ASP:O	1:L:33:ASN:HB2	2.09	0.53
1:L:182:GLU:OE2	1:L:370:ARG:HD3	2.09	0.53

Continued on next page...

Continued from previous page...

Atom-1	Atom-2	Interatomic distance (Å)	Clash overlap (Å)
1:M:147:GLU:HG2	5:M:2179:HOH:O	2.08	0.53
1:A:32:ASP:O	1:A:33:ASN:HB2	2.08	0.53
1:J:319:VAL:O	1:J:323:GLU:HG3	2.09	0.53
1:L:361:PRO:HB2	1:L:362:PRO:HD3	1.90	0.53
1:C:254:GLU:HG3	1:C:256:THR:HG22	1.91	0.53
1:L:230:LEU:HD23	1:L:267:SER:HB3	1.91	0.53
1:O:177:TRP:CG	1:O:292:PRO:HG3	2.44	0.53
1:B:270:LEU:HD21	1:B:373:ALA:HA	1.91	0.52
1:G:180:GLY:HA2	1:G:341:ARG:HD3	1.90	0.52
1:A:270:LEU:HD11	1:A:376:ARG:HB2	1.91	0.52
1:K:361:PRO:HB2	1:K:362:PRO:HD3	1.90	0.52
1:I:71:ILE:HD11	1:I:127:ILE:HD11	1.92	0.52
1:M:180:GLY:HA2	1:M:341:ARG:HD3	1.90	0.52
1:F:23:ARG:NH2	1:F:377:GLY:O	2.27	0.52
1:J:215:ARG:O	1:J:215:ARG:NE	2.43	0.52
1:L:180:GLY:HA2	1:L:341:ARG:HD3	1.91	0.52
1:A:371:THR:O	1:A:375:GLU:HG3	2.08	0.52
1:C:315:LYS:HD2	1:C:315:LYS:N	2.24	0.52
1:E:321:PHE:HA	1:E:325:TRP:HB2	1.90	0.52
1:H:266:VAL:HG23	1:H:276:VAL:HG22	1.90	0.52
1:H:326:ARG:NH1	1:H:327:ASP:OD1	2.41	0.52
1:I:34:HIS:CE1	1:I:378:ARG:HG3	2.43	0.52
1:I:256:THR:HG22	1:I:257:GLY:N	2.25	0.52
1:J:177:TRP:CE2	1:J:178:ARG:HG3	2.45	0.52
1:K:338:VAL:O	1:K:342:GLU:HG3	2.10	0.52
1:C:314:VAL:O	1:C:318:GLU:HG3	2.09	0.52
1:K:187:THR:CG2	1:K:210:PHE:O	2.57	0.52
1:B:361:PRO:HB2	1:B:362:PRO:HD3	1.91	0.52
1:C:165:HIS:C	1:C:166:LEU:HD12	2.31	0.52
1:E:316:THR:O	1:E:320:GLU:HG3	2.10	0.52
1:H:99:HIS:HB2	3:H:401:FES:S1	2.50	0.52
1:M:177:TRP:CE2	1:M:178:ARG:HG3	2.44	0.52
1:M:256:THR:HB	1:M:259:GLU:HG3	1.91	0.52
1:A:20:LYS:HB3	1:A:21:TRP:CE3	2.45	0.51
1:C:357:GLU:OE2	1:C:370:ARG:NH2	2.39	0.51
1:G:217:ALA:HA	1:G:236:ASN:HB2	1.92	0.51
1:H:180:GLY:HA2	1:H:341:ARG:HD3	1.91	0.51
1:N:315:LYS:HB3	1:N:315:LYS:NZ	2.25	0.51
1:I:182:GLU:OE2	1:I:370:ARG:HD3	2.11	0.51
1:N:177:TRP:CE2	1:N:178:ARG:HG3	2.46	0.51
1:G:215:ARG:HE	1:G:215:ARG:N	2.06	0.51

Continued on next page...

Continued from previous page...

Atom-1	Atom-2	Interatomic distance (Å)	Clash overlap (Å)
1:M:351:ARG:HD3	5:M:1828:HOH:O	2.09	0.51
1:O:289:PHE:HB2	1:O:301:PHE:HB2	1.92	0.51
1:F:338:VAL:O	1:F:342:GLU:HG3	2.10	0.51
1:K:319:VAL:O	1:K:323:GLU:HG3	2.10	0.51
1:L:16:SER:O	1:L:20:LYS:HG3	2.11	0.51
1:H:32:ASP:OD1	1:H:379:GLY:HA3	2.10	0.51
1:I:215:ARG:HB2	5:I:3315:HOH:O	2.09	0.51
1:M:58:LYS:HD2	5:M:1780:HOH:O	2.10	0.51
1:O:180:GLY:HA2	1:O:341:ARG:HD3	1.93	0.51
1:B:99:HIS:HB2	3:B:401:FES:S1	2.51	0.51
1:E:165:HIS:C	1:E:166:LEU:HD12	2.30	0.51
1:K:34:HIS:CE1	1:K:378:ARG:HG3	2.45	0.51
1:N:279:PHE:CG	1:N:280:PRO:HA	2.46	0.51
1:A:203:ARG:NH1	1:A:258:GLU:O	2.44	0.51
1:C:279:PHE:CG	1:C:280:PRO:HA	2.46	0.51
1:A:230:LEU:CD2	1:A:267:SER:HB3	2.41	0.51
1:F:314:VAL:O	1:F:318:GLU:HG3	2.11	0.51
1:G:321:PHE:HA	1:G:325:TRP:HB2	1.93	0.51
1:J:182:GLU:OE2	1:J:370:ARG:HD3	2.11	0.51
1:O:279:PHE:CG	1:O:280:PRO:HA	2.46	0.51
1:F:214:ASP:CG	1:F:236:ASN:HD22	2.13	0.51
1:K:23:ARG:NH2	1:K:377:GLY:O	2.30	0.51
1:B:357:GLU:OE2	1:B:370:ARG:NH2	2.41	0.50
1:F:20:LYS:HB3	1:F:21:TRP:CE3	2.45	0.50
1:K:16:SER:O	1:K:20:LYS:HG3	2.10	0.50
1:K:71:ILE:HD11	1:K:127:ILE:HD11	1.93	0.50
1:A:99:HIS:HB2	3:A:401:FES:S1	2.51	0.50
1:D:306:ARG:HH11	1:D:306:ARG:HG2	1.76	0.50
1:H:256:THR:HG22	1:H:257:GLY:N	2.26	0.50
1:A:246:ASP:CG	1:A:246:ASP:O	2.50	0.50
1:E:34:HIS:CE1	1:E:378:ARG:HG3	2.46	0.50
1:M:351:ARG:HH21	1:M:356:LYS:NZ	2.09	0.50
1:B:215:ARG:HG2	1:B:215:ARG:HH11	1.76	0.50
1:K:217:ALA:HA	1:K:236:ASN:HB2	1.94	0.50
1:M:312:GLU:O	1:M:315:LYS:HE2	2.10	0.50
1:A:361:PRO:HB2	1:A:362:PRO:HD3	1.93	0.50
1:H:29:LEU:HB3	1:H:381:ARG:HG3	1.93	0.50
1:H:217:ALA:HA	1:H:236:ASN:HB2	1.92	0.50
1:H:162:GLU:HG3	5:H:1175:HOH:O	2.12	0.50
1:K:99:HIS:HB2	3:K:401:FES:S1	2.52	0.50
1:O:23:ARG:NH2	1:O:377:GLY:O	2.24	0.50

Continued on next page...

Continued from previous page...

Atom-1	Atom-2	Interatomic distance (Å)	Clash overlap (Å)
1:O:55:LEU:HD12	1:O:55:LEU:N	2.27	0.50
1:F:321:PHE:HA	1:F:325:TRP:HB2	1.93	0.50
1:G:29:LEU:HB3	1:G:381:ARG:HG3	1.94	0.50
1:G:32:ASP:O	1:G:33:ASN:HB2	2.12	0.50
1:I:180:GLY:HA2	1:I:341:ARG:HD3	1.93	0.50
1:J:361:PRO:HB2	1:J:362:PRO:HD3	1.93	0.50
1:L:165:HIS:C	1:L:166:LEU:HD12	2.32	0.50
1:O:32:ASP:O	1:O:33:ASN:HB2	2.12	0.50
1:E:153:GLU:HG2	1:E:225:TRP:HB2	1.94	0.49
1:M:215:ARG:NE	1:M:364:MET:HG2	2.27	0.49
1:C:17:ALA:HB1	1:C:25:LEU:HD11	1.94	0.49
1:F:233:LEU:O	1:F:237:TYR:HB2	2.13	0.49
1:G:277:ASP:HA	1:G:278:PRO:C	2.33	0.49
1:A:21:TRP:CZ3	1:A:367:VAL:HG13	2.47	0.49
1:H:319:VAL:O	1:H:323:GLU:HG3	2.12	0.49
1:M:51:ALA:HB1	5:M:658:HOH:O	2.11	0.49
1:D:230:LEU:CD2	1:D:267:SER:HB3	2.42	0.49
1:G:233:LEU:O	1:G:237:TYR:HB2	2.13	0.49
1:I:319:VAL:O	1:I:323:GLU:HG3	2.13	0.49
1:O:312:GLU:OE2	1:O:315:LYS:HD3	2.12	0.49
1:A:256:THR:HG23	1:A:256:THR:O	2.13	0.49
1:B:279:PHE:CG	1:B:280:PRO:HA	2.48	0.49
1:C:270:LEU:HD21	1:C:373:ALA:HA	1.95	0.49
1:M:279:PHE:CG	1:M:280:PRO:HA	2.47	0.49
1:O:361:PRO:HB2	1:O:362:PRO:HD3	1.95	0.49
1:A:217:ALA:HA	1:A:236:ASN:HB2	1.93	0.49
1:A:279:PHE:CG	1:A:280:PRO:HA	2.47	0.49
1:B:326:ARG:HD2	1:B:327:ASP:OD1	2.11	0.49
1:I:30:GLY:HA3	1:I:292:PRO:HG2	1.95	0.49
1:M:316:THR:O	1:M:320:GLU:HG3	2.13	0.49
1:H:215:ARG:HE	1:H:215:ARG:N	2.09	0.49
1:I:32:ASP:O	1:I:33:ASN:HB2	2.12	0.49
1:K:180:GLY:HA2	1:K:341:ARG:HD3	1.94	0.49
1:F:230:LEU:HD23	1:F:267:SER:HB3	1.95	0.49
1:L:279:PHE:CG	1:L:280:PRO:HA	2.47	0.49
1:L:321:PHE:HA	1:L:325:TRP:HB2	1.94	0.49
1:M:32:ASP:O	1:M:33:ASN:HB2	2.13	0.49
1:O:16:SER:N	1:O:19:VAL:HG12	2.27	0.49
1:B:71:ILE:HD11	1:B:127:ILE:HD11	1.93	0.49
1:C:99:HIS:HB2	3:C:401:FES:S1	2.53	0.49
1:D:32:ASP:O	1:D:33:ASN:HB2	2.13	0.49

Continued on next page...

Continued from previous page...

Atom-1	Atom-2	Interatomic distance (Å)	Clash overlap (Å)
1:K:214:ASP:OD1	1:K:215:ARG:O	2.31	0.49
1:C:23:ARG:NH2	1:C:377:GLY:O	2.31	0.48
1:D:165:HIS:C	1:D:166:LEU:HD12	2.33	0.48
1:F:16:SER:O	1:F:19:VAL:HG22	2.13	0.48
1:F:316:THR:O	1:F:320:GLU:HG3	2.13	0.48
1:H:270:LEU:HD11	1:H:376:ARG:HB2	1.95	0.48
1:I:270:LEU:HD11	1:I:376:ARG:HB2	1.95	0.48
1:K:32:ASP:O	1:K:33:ASN:HB2	2.13	0.48
1:L:30:GLY:HA3	1:L:292:PRO:HG2	1.95	0.48
1:E:289:PHE:HB2	1:E:301:PHE:HB2	1.94	0.48
1:F:99:HIS:HB2	3:F:401:FES:S1	2.53	0.48
1:F:319:VAL:O	1:F:323:GLU:HG3	2.13	0.48
1:H:235:GLU:HG3	5:H:398:HOH:O	2.13	0.48
1:L:190:ILE:HD11	1:L:209:GLY:HA2	1.95	0.48
1:O:177:TRP:CE2	1:O:178:ARG:HG3	2.47	0.48
1:D:279:PHE:CG	1:D:280:PRO:HA	2.48	0.48
1:D:361:PRO:HB2	1:D:362:PRO:HD3	1.95	0.48
1:H:164:THR:HG22	1:H:307:LYS:HA	1.94	0.48
1:L:319:VAL:O	1:L:323:GLU:HG3	2.13	0.48
1:E:29:LEU:HB3	1:E:381:ARG:HG3	1.95	0.48
1:M:33:ASN:O	1:M:378:ARG:HD2	2.13	0.48
1:G:215:ARG:H	1:G:215:ARG:NE	2.08	0.48
1:I:230:LEU:HD23	1:I:231:ASP:N	2.29	0.48
1:L:187:THR:CG2	1:L:210:PHE:HB2	2.40	0.48
1:A:270:LEU:HD21	1:A:373:ALA:HA	1.96	0.48
1:B:177:TRP:CE2	1:B:178:ARG:HG3	2.49	0.48
1:M:109:ARG:HD3	5:M:2450:HOH:O	2.13	0.48
1:N:316:THR:O	1:N:320:GLU:HG3	2.13	0.48
1:E:230:LEU:HD13	1:E:230:LEU:C	2.34	0.48
1:F:306:ARG:HG2	1:F:306:ARG:HH11	1.78	0.48
1:K:177:TRP:CE2	1:K:178:ARG:HG3	2.48	0.48
1:M:71:ILE:HD11	1:M:127:ILE:HD11	1.96	0.48
1:D:326:ARG:O	1:D:330:LEU:HB2	2.13	0.48
1:E:279:PHE:CG	1:E:280:PRO:HA	2.48	0.48
1:F:218:MET:HG3	1:F:368:LYS:HE3	1.95	0.48
1:L:177:TRP:CE2	1:L:178:ARG:HG3	2.49	0.48
1:D:230:LEU:C	1:D:230:LEU:HD13	2.34	0.48
1:G:145:ASP:HB2	5:G:415:HOH:O	2.13	0.48
1:G:266:VAL:HG23	1:G:276:VAL:HG22	1.96	0.48
1:L:99:HIS:HB2	3:L:401:FES:S1	2.54	0.48
1:N:223:GLU:O	1:N:224:ASN:HB2	2.14	0.48

Continued on next page...

Continued from previous page...

Atom-1	Atom-2	Interatomic distance (Å)	Clash overlap (Å)
1:A:177:TRP:CE2	1:A:178:ARG:HG3	2.49	0.47
1:C:21:TRP:CZ3	1:C:367:VAL:HG13	2.49	0.47
1:C:71:ILE:HD11	1:C:127:ILE:HD11	1.95	0.47
1:F:19:VAL:HB	5:F:3489:HOH:O	2.14	0.47
1:I:232:ARG:HD3	5:I:2246:HOH:O	2.14	0.47
1:A:18:GLN:O	1:A:22:PRO:HB3	2.14	0.47
1:C:180:GLY:HA2	1:C:341:ARG:HD3	1.95	0.47
1:J:230:LEU:CD2	1:J:267:SER:HB3	2.44	0.47
1:E:326:ARG:O	1:E:330:LEU:HB2	2.13	0.47
1:J:338:VAL:O	1:J:342:GLU:HG3	2.14	0.47
1:K:190:ILE:HD11	1:K:209:GLY:HA2	1.96	0.47
1:M:23:ARG:NH2	1:M:377:GLY:O	2.27	0.47
1:N:165:HIS:C	1:N:166:LEU:HD12	2.34	0.47
1:G:182:GLU:OE2	1:G:370:ARG:HD3	2.14	0.47
1:H:177:TRP:CE2	1:H:178:ARG:HG3	2.50	0.47
1:L:230:LEU:CD2	1:L:267:SER:HB3	2.45	0.47
1:N:361:PRO:HB2	1:N:362:PRO:HD3	1.96	0.47
1:I:338:VAL:O	1:I:342:GLU:HG3	2.14	0.47
1:L:254:GLU:O	1:L:254:GLU:HG3	2.15	0.47
1:M:351:ARG:HH21	1:M:356:LYS:HZ2	1.63	0.47
1:B:316:THR:O	1:B:320:GLU:HG3	2.14	0.47
1:C:270:LEU:HD11	1:C:376:ARG:HB2	1.95	0.47
1:D:34:HIS:CE1	1:D:378:ARG:HG3	2.50	0.47
1:K:279:PHE:CG	1:K:280:PRO:HA	2.50	0.47
1:L:223:GLU:O	1:L:224:ASN:HB2	2.15	0.47
1:M:165:HIS:C	1:M:166:LEU:HD12	2.34	0.47
1:C:29:LEU:HB3	1:C:381:ARG:HG2	1.97	0.47
1:M:277:ASP:HA	1:M:278:PRO:HA	1.82	0.47
1:M:312:GLU:OE2	1:M:315:LYS:HD3	2.14	0.47
1:D:279:PHE:CD1	1:D:280:PRO:HA	2.50	0.47
1:E:306:ARG:HG2	1:E:306:ARG:HH11	1.80	0.47
1:H:255:LEU:HA	1:H:259:GLU:OE1	2.15	0.47
1:I:165:HIS:C	1:I:166:LEU:HD12	2.35	0.47
1:J:34:HIS:CE1	1:J:378:ARG:HG3	2.50	0.47
1:J:279:PHE:CG	1:J:280:PRO:HA	2.50	0.47
1:A:230:LEU:C	1:A:230:LEU:HD13	2.35	0.47
1:C:81:PRO:HG2	1:C:84:LYS:HG2	1.97	0.47
1:D:326:ARG:HG2	1:D:326:ARG:HH11	1.80	0.47
1:F:32:ASP:O	1:F:33:ASN:HB2	2.14	0.47
1:H:165:HIS:C	1:H:166:LEU:HD12	2.35	0.47
1:L:230:LEU:HD13	1:L:230:LEU:C	2.35	0.47

Continued on next page...

Continued from previous page...

Atom-1	Atom-2	Interatomic distance (Å)	Clash overlap (Å)
1:L:351:ARG:HD3	5:L:2478:HOH:O	2.14	0.47
1:O:51:ALA:HB1	5:O:871:HOH:O	2.14	0.47
1:F:81:PRO:HG2	1:F:84:LYS:HG2	1.96	0.47
1:D:351:ARG:HD2	1:D:351:ARG:N	2.30	0.46
1:K:306:ARG:HG3	1:K:307:LYS:O	2.15	0.46
1:E:32:ASP:O	1:E:33:ASN:HB2	2.15	0.46
1:E:99:HIS:HB2	3:E:401:FES:S1	2.55	0.46
1:G:270:LEU:HD11	1:G:376:ARG:HB2	1.97	0.46
1:L:306:ARG:HG3	1:L:307:LYS:O	2.15	0.46
1:N:256:THR:HB	1:N:259:GLU:HG3	1.97	0.46
1:O:308:VAL:HG21	1:O:314:VAL:HG22	1.96	0.46
1:G:164:THR:HG22	1:G:307:LYS:HA	1.97	0.46
1:L:312:GLU:OE1	1:L:312:GLU:HA	2.16	0.46
1:O:223:GLU:O	1:O:224:ASN:HB2	2.14	0.46
1:B:270:LEU:HD11	1:B:376:ARG:HB2	1.97	0.46
1:D:277:ASP:HA	1:D:278:PRO:HA	1.84	0.46
1:F:326:ARG:O	1:F:330:LEU:HB2	2.14	0.46
1:H:351:ARG:HB3	1:H:351:ARG:NH1	2.31	0.46
1:J:32:ASP:O	1:J:33:ASN:HB2	2.16	0.46
1:J:49:PHE:CD2	1:J:86:PRO:HB2	2.51	0.46
1:L:218:MET:HG3	1:L:368:LYS:HE3	1.97	0.46
1:M:29:LEU:HD23	1:M:381:ARG:HG3	1.96	0.46
1:O:165:HIS:C	1:O:166:LEU:HD12	2.36	0.46
1:B:153:GLU:HG2	1:B:225:TRP:HB2	1.98	0.46
1:G:306:ARG:HG2	1:G:306:ARG:HH11	1.80	0.46
1:I:107:ASP:OD1	1:I:109:ARG:HB2	2.16	0.46
1:C:18:GLN:O	1:C:18:GLN:HG3	2.16	0.46
1:E:323:GLU:OE2	1:H:146:GLU:OE1	2.33	0.46
1:G:326:ARG:O	1:G:330:LEU:HB2	2.16	0.46
1:J:306:ARG:HG3	1:J:307:LYS:O	2.14	0.46
1:C:235:GLU:HG2	5:C:2281:HOH:O	2.16	0.46
1:G:77:HIS:HB3	3:G:401:FES:S2	2.56	0.46
1:K:230:LEU:C	1:K:230:LEU:HD13	2.36	0.46
1:K:337:ASP:O	1:K:341:ARG:HG3	2.14	0.46
1:B:163:ASP:OD2	1:B:307:LYS:HE3	2.16	0.46
1:H:346:GLU:HG3	1:H:350:GLU:OE1	2.15	0.46
1:I:321:PHE:HA	1:I:325:TRP:HB2	1.97	0.46
1:L:34:HIS:CE1	1:L:378:ARG:HG3	2.51	0.46
1:O:19:VAL:O	1:O:19:VAL:HG22	2.16	0.46
1:K:360:PHE:HB2	1:K:361:PRO:HD2	1.97	0.46
1:O:314:VAL:O	1:O:318:GLU:HG3	2.15	0.46

Continued on next page...

Continued from previous page...

Atom-1	Atom-2	Interatomic distance (Å)	Clash overlap (Å)
1:O:316:THR:O	1:O:320:GLU:HG3	2.16	0.46
1:H:277:ASP:HA	1:H:278:PRO:C	2.35	0.46
1:K:215:ARG:O	1:K:216:ASP:CB	2.64	0.46
1:N:256:THR:HG22	1:N:258:GLU:H	1.81	0.46
1:E:230:LEU:HD23	1:E:267:SER:HB3	1.97	0.45
1:G:375:GLU:HG2	5:G:2978:HOH:O	2.14	0.45
1:J:230:LEU:HD13	1:J:230:LEU:C	2.36	0.45
1:K:125:ILE:HG22	1:K:126:GLY:N	2.32	0.45
1:A:277:ASP:HA	1:A:278:PRO:HA	1.84	0.45
1:C:316:THR:O	1:C:320:GLU:HG3	2.15	0.45
1:D:338:VAL:O	1:D:342:GLU:HG3	2.16	0.45
1:E:55:LEU:HD12	1:E:55:LEU:N	2.31	0.45
1:F:323:GLU:OE2	1:I:146:GLU:OE1	2.34	0.45
1:H:166:LEU:HD12	1:H:166:LEU:N	2.31	0.45
1:H:255:LEU:HD23	1:H:256:THR:N	2.31	0.45
1:I:277:ASP:HA	1:I:278:PRO:C	2.36	0.45
1:H:187:THR:HB	1:H:210:PHE:HB2	1.98	0.45
1:L:306:ARG:HD3	5:L:412:HOH:O	2.16	0.45
1:N:55:LEU:HD12	1:N:55:LEU:N	2.31	0.45
1:H:321:PHE:HA	1:H:325:TRP:HB2	1.98	0.45
1:K:17:ALA:HB1	1:K:21:TRP:NE1	2.31	0.45
1:M:55:LEU:N	1:M:55:LEU:HD12	2.30	0.45
1:A:24:TYR:CE2	1:A:370:ARG:HG2	2.51	0.45
1:E:230:LEU:CD2	1:E:267:SER:HB3	2.46	0.45
1:J:309:GLU:HA	1:J:309:GLU:OE1	2.16	0.45
1:F:55:LEU:N	1:F:55:LEU:HD12	2.31	0.45
1:F:166:LEU:HD12	1:F:166:LEU:N	2.32	0.45
1:O:351:ARG:HD3	5:O:870:HOH:O	2.15	0.45
1:A:163:ASP:OD2	1:A:307:LYS:HE3	2.16	0.45
1:F:230:LEU:CD2	1:F:267:SER:HB3	2.47	0.45
1:H:182:GLU:OE2	1:H:370:ARG:HD3	2.17	0.45
1:N:225:TRP:CE2	1:N:227:LYS:HE2	2.52	0.45
1:B:21:TRP:CZ3	1:B:367:VAL:HG13	2.52	0.45
1:C:177:TRP:CE2	1:C:178:ARG:HG3	2.52	0.45
1:C:230:LEU:HD12	1:C:267:SER:HB3	1.99	0.45
1:O:215:ARG:NE	1:O:364:MET:HG2	2.32	0.45
1:E:177:TRP:CE2	1:E:178:ARG:HG3	2.52	0.45
1:F:230:LEU:C	1:F:230:LEU:HD13	2.37	0.45
1:A:227:LYS:HE3	1:A:376:ARG:HD2	1.99	0.45
1:E:253:ALA:O	1:E:255:LEU:HD12	2.16	0.45
1:I:75:CYS:O	1:I:79:GLY:HA2	2.17	0.45

Continued on next page...

Continued from previous page...

Atom-1	Atom-2	Interatomic distance (Å)	Clash overlap (Å)
1:J:30:GLY:HA3	1:J:292:PRO:HG2	1.98	0.45
1:J:277:ASP:HA	1:J:278:PRO:HA	1.82	0.45
1:D:99:HIS:HB2	3:D:401:FES:S1	2.56	0.44
1:D:133:GLN:NE2	5:D:993:HOH:O	2.49	0.44
1:I:20:LYS:HB2	1:I:20:LYS:HZ3	1.82	0.44
1:J:326:ARG:NH1	1:J:326:ARG:HG2	2.30	0.44
1:F:177:TRP:CE2	1:F:178:ARG:HG3	2.53	0.44
1:F:322:GLU:CD	1:F:326:ARG:HH22	2.20	0.44
1:O:109:ARG:HD3	5:O:3459:HOH:O	2.17	0.44
1:A:166:LEU:HD12	1:A:166:LEU:N	2.33	0.44
1:B:75:CYS:O	1:B:79:GLY:HA2	2.18	0.44
1:E:217:ALA:HA	1:E:236:ASN:HB2	2.00	0.44
1:E:361:PRO:HB2	1:E:362:PRO:HD3	1.98	0.44
5:E:402:HOH:O	1:F:84:LYS:HE2	2.18	0.44
1:F:281:ASP:CG	1:F:282:PRO:HD2	2.37	0.44
1:K:30:GLY:HA3	1:K:292:PRO:HG2	1.97	0.44
1:N:71:ILE:HD11	1:N:127:ILE:HD11	1.99	0.44
1:M:30:GLY:HA3	1:M:292:PRO:HG2	2.00	0.44
1:O:30:GLY:HA3	1:O:292:PRO:HG2	1.99	0.44
1:E:81:PRO:HG2	1:E:84:LYS:HG2	2.00	0.44
1:F:34:HIS:CE1	1:F:378:ARG:HG3	2.52	0.44
1:J:164:THR:HG22	1:J:307:LYS:HE3	1.99	0.44
1:L:255:LEU:HD13	1:L:255:LEU:C	2.38	0.44
1:G:279:PHE:CG	1:G:280:PRO:HA	2.53	0.44
1:L:217:ALA:HA	1:L:236:ASN:HB2	1.98	0.44
1:M:232:ARG:HG3	5:M:3412:HOH:O	2.18	0.44
1:N:180:GLY:HA2	1:N:341:ARG:HD3	2.00	0.44
1:O:256:THR:HB	1:O:259:GLU:HG3	1.98	0.44
1:C:214:ASP:HA	1:C:215:ARG:HH21	1.83	0.44
1:D:187:THR:HB	1:D:210:PHE:HB2	2.00	0.44
1:E:203:ARG:HG2	1:E:259:GLU:HA	1.99	0.44
1:E:246:ASP:OD2	1:F:90:LYS:HD3	2.18	0.44
1:G:55:LEU:HD12	1:G:55:LEU:N	2.32	0.44
1:L:22:PRO:O	1:L:26:GLU:HG3	2.18	0.44
1:E:277:ASP:HA	1:E:278:PRO:HA	1.83	0.44
1:F:187:THR:HB	1:F:210:PHE:HB2	2.00	0.44
1:E:215:ARG:NE	1:E:215:ARG:H	2.16	0.44
1:I:23:ARG:NH2	1:I:377:GLY:O	2.35	0.44
1:I:223:GLU:O	1:I:224:ASN:HB2	2.18	0.44
1:L:256:THR:HB	1:L:259:GLU:OE1	2.18	0.44
1:M:225:TRP:CE2	1:M:227:LYS:HE2	2.52	0.44

Continued on next page...

Continued from previous page...

Atom-1	Atom-2	Interatomic distance (Å)	Clash overlap (Å)
1:I:187:THR:HB	1:I:210:PHE:HB2	2.00	0.43
1:K:35:TRP:CD1	1:K:151:LEU:HA	2.53	0.43
5:B:3569:HOH:O	1:C:78:ARG:HD2	2.17	0.43
1:C:42:HIS:HB3	5:C:3635:HOH:O	2.17	0.43
1:C:279:PHE:CD1	1:C:280:PRO:HA	2.53	0.43
1:I:235:GLU:HG3	5:I:2699:HOH:O	2.18	0.43
1:K:326:ARG:O	1:K:330:LEU:HB2	2.18	0.43
1:K:376:ARG:HA	1:K:376:ARG:HD2	1.91	0.43
1:E:255:LEU:HD12	1:E:255:LEU:N	2.33	0.43
1:H:315:LYS:HZ3	1:H:315:LYS:HB3	1.83	0.43
1:J:20:LYS:HB2	1:J:20:LYS:NZ	2.33	0.43
1:J:179:LEU:HD13	1:J:344:GLN:HB2	2.00	0.43
1:E:187:THR:HB	1:E:210:PHE:HB2	2.01	0.43
1:F:60:LEU:HD22	1:F:82:PHE:HB2	2.00	0.43
1:J:165:HIS:C	1:J:166:LEU:HD12	2.38	0.43
1:K:309:GLU:OE1	1:K:309:GLU:HA	2.19	0.43
1:O:365:CYS:HB3	5:O:2718:HOH:O	2.17	0.43
1:B:128:LYS:HE3	1:B:130:TYR:CE2	2.53	0.43
1:B:277:ASP:HA	1:B:278:PRO:HA	1.73	0.43
1:C:162:GLU:CD	1:C:162:GLU:N	2.60	0.43
1:G:323:GLU:OE2	1:J:146:GLU:OE1	2.36	0.43
1:I:18:GLN:HA	1:I:18:GLN:NE2	2.34	0.43
1:I:232:ARG:HG3	1:I:232:ARG:HH11	1.83	0.43
1:J:125:ILE:HG22	1:J:126:GLY:N	2.33	0.43
1:J:291:VAL:HA	1:J:292:PRO:HD3	1.92	0.43
1:K:31:PHE:HA	1:K:379:GLY:O	2.18	0.43
1:K:203:ARG:HD2	1:K:258:GLU:O	2.18	0.43
1:B:223:GLU:O	1:B:224:ASN:CB	2.63	0.43
1:C:35:TRP:CD1	1:C:151:LEU:HA	2.54	0.43
1:C:277:ASP:HA	1:C:278:PRO:HA	1.83	0.43
1:I:326:ARG:O	1:I:330:LEU:HB2	2.18	0.43
1:H:323:GLU:OE2	1:K:146:GLU:OE1	2.36	0.43
1:J:243:ALA:HB3	1:J:251:LEU:HB2	2.00	0.43
1:A:180:GLY:HA2	1:A:341:ARG:HD3	2.00	0.43
1:E:166:LEU:HD12	1:E:166:LEU:N	2.34	0.43
1:G:107:ASP:OD1	1:G:109:ARG:HB2	2.18	0.43
1:I:55:LEU:N	1:I:55:LEU:HD12	2.33	0.43
1:K:223:GLU:HG2	5:K:1918:HOH:O	2.18	0.43
1:K:230:LEU:HD21	1:K:265:GLN:HB3	2.01	0.43
1:O:124:LYS:NZ	1:O:124:LYS:HB3	2.33	0.43
1:B:321:PHE:HA	1:B:325:TRP:HB2	2.01	0.43

Continued on next page...

Continued from previous page...

Atom-1	Atom-2	Interatomic distance (Å)	Clash overlap (Å)
1:G:147:GLU:OE1	1:G:147:GLU:HA	2.19	0.43
1:I:177:TRP:CE2	1:I:178:ARG:HG3	2.53	0.43
1:L:35:TRP:CD1	1:L:151:LEU:HA	2.53	0.43
1:N:30:GLY:HA3	1:N:292:PRO:HG2	2.00	0.43
1:B:215:ARG:HG2	1:B:215:ARG:NH1	2.32	0.42
1:G:165:HIS:C	1:G:166:LEU:HD12	2.40	0.42
1:G:177:TRP:CE2	1:G:178:ARG:HG3	2.53	0.42
1:G:257:GLY:O	1:G:258:GLU:HB2	2.19	0.42
1:K:291:VAL:HA	1:K:292:PRO:HD3	1.92	0.42
1:M:98:TYR:CD2	1:M:99:HIS:CE1	3.07	0.42
1:D:164:THR:CG2	1:D:307:LYS:HD3	2.36	0.42
1:E:60:LEU:HD22	1:E:82:PHE:HB2	2.01	0.42
1:J:212:PRO:HG3	1:J:237:TYR:CE2	2.53	0.42
1:K:256:THR:HG22	1:K:257:GLY:N	2.33	0.42
1:D:55:LEU:N	1:D:55:LEU:HD12	2.34	0.42
1:J:18:GLN:O	1:J:22:PRO:HB3	2.19	0.42
1:D:177:TRP:CE2	1:D:178:ARG:HG3	2.53	0.42
1:G:256:THR:O	1:G:257:GLY:O	2.36	0.42
1:B:337:ASP:O	1:B:341:ARG:HG3	2.19	0.42
1:C:147:GLU:HA	1:C:147:GLU:OE1	2.19	0.42
1:E:279:PHE:CD1	1:E:280:PRO:HA	2.54	0.42
1:H:203:ARG:NH1	1:H:258:GLU:O	2.52	0.42
1:H:223:GLU:O	1:H:224:ASN:HB2	2.20	0.42
1:N:187:THR:HB	1:N:210:PHE:HB2	2.02	0.42
1:A:187:THR:HB	1:A:210:PHE:HB2	2.02	0.42
1:C:337:ASP:O	1:C:341:ARG:HG3	2.20	0.42
1:G:166:LEU:HD12	1:G:166:LEU:N	2.35	0.42
1:G:187:THR:HB	1:G:210:PHE:HB2	2.02	0.42
1:K:165:HIS:C	1:K:166:LEU:HD12	2.39	0.42
1:L:187:THR:HG21	1:L:237:TYR:CE2	2.54	0.42
1:O:29:LEU:HD23	1:O:381:ARG:HG3	2.02	0.42
1:C:128:LYS:HE3	1:C:130:TYR:CE2	2.55	0.42
1:D:306:ARG:HG2	1:D:306:ARG:NH1	2.35	0.42
1:F:215:ARG:H	1:F:215:ARG:NE	2.18	0.42
1:C:17:ALA:C	1:C:19:VAL:H	2.21	0.42
1:H:30:GLY:HA3	1:H:292:PRO:HG2	2.01	0.42
1:M:306:ARG:HG2	1:M:306:ARG:HH11	1.84	0.42
1:C:289:PHE:HB2	1:C:301:PHE:HB2	2.02	0.42
1:E:75:CYS:O	1:E:79:GLY:HA2	2.19	0.42
1:F:291:VAL:HA	1:F:292:PRO:HD3	1.95	0.42
1:J:29:LEU:HB3	1:J:381:ARG:HG3	2.01	0.42

Continued on next page...

Continued from previous page...

Atom-1	Atom-2	Interatomic distance (Å)	Clash overlap (Å)
1:L:291:VAL:HA	1:L:292:PRO:HD3	1.92	0.42
1:A:323:GLU:OE2	1:D:146:GLU:OE1	2.38	0.41
1:D:31:PHE:HA	1:D:379:GLY:O	2.20	0.41
1:H:189:HIS:HB2	1:I:98:TYR:CE1	2.55	0.41
1:E:281:ASP:CG	1:E:282:PRO:HD2	2.41	0.41
1:H:214:ASP:CG	1:H:236:ASN:HD22	2.23	0.41
1:J:20:LYS:NZ	1:J:20:LYS:CB	2.83	0.41
1:K:216:ASP:O	1:K:232:ARG:HD2	2.19	0.41
1:L:337:ASP:O	1:L:341:ARG:HG3	2.20	0.41
1:B:18:GLN:O	1:B:18:GLN:HG3	2.20	0.41
1:H:55:LEU:N	1:H:55:LEU:HD12	2.34	0.41
1:H:279:PHE:CG	1:H:280:PRO:HA	2.55	0.41
1:J:306:ARG:HD3	5:J:398:HOH:O	2.20	0.41
1:K:33:ASN:N	1:K:143:ILE:O	2.44	0.41
1:D:75:CYS:O	1:D:79:GLY:HA2	2.21	0.41
1:D:177:TRP:CD1	1:D:292:PRO:HG3	2.55	0.41
1:D:281:ASP:CG	1:D:282:PRO:HD2	2.40	0.41
1:E:338:VAL:O	1:E:342:GLU:HG3	2.20	0.41
1:F:75:CYS:O	1:F:79:GLY:HA2	2.20	0.41
1:J:323:GLU:OE2	1:M:146:GLU:OE1	2.38	0.41
1:K:187:THR:CG2	1:K:210:PHE:HB2	2.46	0.41
1:K:351:ARG:HD3	5:K:1218:HOH:O	2.21	0.41
1:N:20:LYS:HB2	1:N:20:LYS:HZ2	1.84	0.41
1:N:215:ARG:NE	1:N:364:MET:HG2	2.36	0.41
1:N:351:ARG:HG2	1:N:351:ARG:HH11	1.84	0.41
1:D:90:LYS:HD3	1:F:246:ASP:OD2	2.21	0.41
1:E:203:ARG:HG2	1:E:203:ARG:O	2.21	0.41
1:L:323:GLU:OE2	1:O:146:GLU:OE1	2.38	0.41
1:N:270:LEU:HD11	1:N:376:ARG:HB2	2.03	0.41
1:C:217:ALA:HA	1:C:236:ASN:HB2	2.02	0.41
1:E:194:ARG:HH11	1:E:194:ARG:HG2	1.85	0.41
1:K:32:ASP:OD1	1:K:379:GLY:HA3	2.20	0.41
1:D:147:GLU:HG3	1:D:148:PRO:HD2	2.02	0.41
1:H:326:ARG:O	1:H:330:LEU:HB2	2.20	0.41
1:J:326:ARG:O	1:J:330:LEU:HB2	2.20	0.41
1:L:360:PHE:HB2	1:L:361:PRO:HD2	2.03	0.41
1:M:291:VAL:HA	1:M:292:PRO:HD3	1.94	0.41
1:B:217:ALA:HB1	1:B:237:TYR:CE1	2.56	0.41
1:B:279:PHE:CD1	1:B:280:PRO:HA	2.55	0.41
1:H:31:PHE:HA	1:H:379:GLY:O	2.21	0.41
1:J:360:PHE:HB2	1:J:361:PRO:HD2	2.02	0.41

Continued on next page...

Continued from previous page...

Atom-1	Atom-2	Interatomic distance (Å)	Clash overlap (Å)
1:K:161:ASP:HB3	5:K:2440:HOH:O	2.20	0.41
1:M:319:VAL:O	1:M:323:GLU:HG3	2.20	0.41
1:B:55:LEU:HD12	1:B:55:LEU:N	2.35	0.41
1:B:180:GLY:HA2	1:B:341:ARG:HD3	2.02	0.41
1:C:323:GLU:OE2	1:F:146:GLU:OE1	2.38	0.41
1:E:30:GLY:HA3	1:E:292:PRO:HG2	2.03	0.41
1:G:255:LEU:HD23	1:G:256:THR:N	2.36	0.41
1:G:326:ARG:HD2	1:G:327:ASP:OD1	2.21	0.41
1:G:338:VAL:O	1:G:342:GLU:HG3	2.21	0.41
1:H:23:ARG:NH2	1:H:377:GLY:O	2.31	0.41
1:I:20:LYS:HB3	1:I:21:TRP:CE3	2.55	0.41
1:I:323:GLU:OE2	1:L:146:GLU:OE1	2.39	0.41
1:J:217:ALA:HA	1:J:236:ASN:HB2	2.03	0.41
1:K:49:PHE:CD2	1:K:86:PRO:HB2	2.56	0.41
1:K:55:LEU:N	1:K:55:LEU:HD12	2.36	0.41
1:K:166:LEU:HA	1:K:304:LEU:O	2.20	0.41
1:L:225:TRP:CE2	1:L:227:LYS:HE2	2.56	0.41
1:N:234:SER:HB3	5:N:410:HOH:O	2.20	0.41
1:O:172:THR:HG23	1:O:293:ILE:CD1	2.51	0.41
1:L:18:GLN:O	1:L:22:PRO:HB3	2.20	0.41
1:C:326:ARG:O	1:C:330:LEU:HB2	2.20	0.40
1:G:352:ASP:OD2	1:G:355:SER:HB2	2.20	0.40
1:H:315:LYS:HB3	1:H:315:LYS:NZ	2.35	0.40
1:I:270:LEU:HD21	1:I:373:ALA:HA	2.03	0.40
1:L:182:GLU:O	1:L:186:ASP:HB2	2.21	0.40
1:M:80:VAL:HA	1:M:81:PRO:HD3	1.91	0.40
1:N:277:ASP:HA	1:N:278:PRO:HA	1.84	0.40
1:B:84:LYS:HD3	1:B:84:LYS:HA	1.88	0.40
1:C:255:LEU:HA	1:C:259:GLU:OE1	2.21	0.40
1:J:255:LEU:HA	1:J:259:GLU:OE2	2.20	0.40
1:J:375:GLU:HG2	5:J:2707:HOH:O	2.21	0.40
1:L:31:PHE:HA	1:L:379:GLY:O	2.21	0.40
1:M:326:ARG:HH11	1:M:326:ARG:HG2	1.86	0.40
1:H:291:VAL:HA	1:H:292:PRO:HD3	1.93	0.40
1:L:256:THR:HG22	1:L:257:GLY:N	2.36	0.40
1:M:164:THR:HG22	1:M:307:LYS:HA	2.02	0.40
1:M:182:GLU:O	1:M:186:ASP:HB2	2.22	0.40
1:O:69:LYS:HD3	5:O:2735:HOH:O	2.21	0.40
1:O:256:THR:HG22	1:O:258:GLU:H	1.86	0.40
1:O:277:ASP:HA	1:O:278:PRO:HA	1.81	0.40
1:B:35:TRP:CD1	1:B:151:LEU:HA	2.56	0.40

Continued on next page...

Continued from previous page...

Atom-1	Atom-2	Interatomic distance (Å)	Clash overlap (Å)
1:B:291:VAL:HA	1:B:292:PRO:HD3	1.93	0.40
1:C:291:VAL:HA	1:C:292:PRO:HD3	1.94	0.40
1:F:309:GLU:HB2	1:F:313:ASP:OD2	2.22	0.40
1:H:233:LEU:O	1:H:237:TYR:HB2	2.21	0.40
1:I:291:VAL:HA	1:I:292:PRO:HD3	1.94	0.40
1:K:77:HIS:HB3	3:K:401:FES:S2	2.61	0.40
1:N:360:PHE:HD1	1:N:360:PHE:H	1.70	0.40
1:A:291:VAL:HA	1:A:292:PRO:HD3	1.96	0.40
1:E:177:TRP:CD1	1:E:292:PRO:HG3	2.56	0.40
1:E:309:GLU:HB2	1:E:313:ASP:OD2	2.22	0.40
1:L:125:ILE:HG22	1:L:126:GLY:N	2.37	0.40
1:N:57:GLU:OE2	1:N:381:ARG:NH1	2.50	0.40
1:N:166:LEU:HD12	1:N:166:LEU:N	2.37	0.40

There are no symmetry-related clashes.

5.3 Torsion angles [i](#)

5.3.1 Protein backbone [i](#)

In the following table, the Percentiles column shows the percent Ramachandran outliers of the chain as a percentile score with respect to all X-ray entries followed by that with respect to entries of similar resolution.

The Analysed column shows the number of residues for which the backbone conformation was analysed, and the total number of residues.

Mol	Chain	Analysed	Favoured	Allowed	Outliers	Percentiles	
1	A	365/394 (93%)	347 (95%)	17 (5%)	1 (0%)	41	50
1	B	365/394 (93%)	348 (95%)	15 (4%)	2 (0%)	29	35
1	C	365/394 (93%)	347 (95%)	16 (4%)	2 (0%)	29	35
1	D	365/394 (93%)	349 (96%)	14 (4%)	2 (0%)	29	35
1	E	365/394 (93%)	348 (95%)	16 (4%)	1 (0%)	41	50
1	F	365/394 (93%)	348 (95%)	16 (4%)	1 (0%)	41	50
1	G	365/394 (93%)	344 (94%)	16 (4%)	5 (1%)	11	11
1	H	365/394 (93%)	345 (94%)	17 (5%)	3 (1%)	19	23
1	I	365/394 (93%)	348 (95%)	16 (4%)	1 (0%)	41	50
1	J	365/394 (93%)	345 (94%)	19 (5%)	1 (0%)	41	50

Continued on next page...

Continued from previous page...

Mol	Chain	Analysed	Favoured	Allowed	Outliers	Percentiles	
1	K	365/394 (93%)	343 (94%)	21 (6%)	1 (0%)	41	50
1	L	365/394 (93%)	342 (94%)	22 (6%)	1 (0%)	41	50
1	M	365/394 (93%)	350 (96%)	14 (4%)	1 (0%)	41	50
1	N	365/394 (93%)	346 (95%)	18 (5%)	1 (0%)	41	50
1	O	365/394 (93%)	349 (96%)	15 (4%)	1 (0%)	41	50
All	All	5475/5910 (93%)	5199 (95%)	252 (5%)	24 (0%)	34	42

All (24) Ramachandran outliers are listed below:

Mol	Chain	Res	Type
1	C	18	GLN
1	G	272	GLY
1	H	77	HIS
1	H	272	GLY
1	I	272	GLY
1	M	272	GLY
1	C	272	GLY
1	D	272	GLY
1	E	272	GLY
1	F	272	GLY
1	G	77	HIS
1	N	272	GLY
1	O	272	GLY
1	A	272	GLY
1	B	224	ASN
1	G	254	GLU
1	G	257	GLY
1	J	272	GLY
1	D	254	GLU
1	L	272	GLY
1	B	272	GLY
1	G	361	PRO
1	H	361	PRO
1	K	272	GLY

5.3.2 Protein sidechains [i](#)

In the following table, the Percentiles column shows the percent sidechain outliers of the chain as a percentile score with respect to all X-ray entries followed by that with respect to entries of similar resolution.

The Analysed column shows the number of residues for which the sidechain conformation was analysed, and the total number of residues.

Mol	Chain	Analysed	Rotameric	Outliers	Percentiles	
1	A	312/336 (93%)	306 (98%)	6 (2%)	57	73
1	B	312/336 (93%)	308 (99%)	4 (1%)	69	82
1	C	312/336 (93%)	307 (98%)	5 (2%)	62	78
1	D	312/336 (93%)	305 (98%)	7 (2%)	52	69
1	E	312/336 (93%)	304 (97%)	8 (3%)	46	63
1	F	312/336 (93%)	304 (97%)	8 (3%)	46	63
1	G	312/336 (93%)	304 (97%)	8 (3%)	46	63
1	H	312/336 (93%)	305 (98%)	7 (2%)	52	69
1	I	312/336 (93%)	305 (98%)	7 (2%)	52	69
1	J	312/336 (93%)	305 (98%)	7 (2%)	52	69
1	K	312/336 (93%)	304 (97%)	8 (3%)	46	63
1	L	312/336 (93%)	305 (98%)	7 (2%)	52	69
1	M	312/336 (93%)	302 (97%)	10 (3%)	39	54
1	N	312/336 (93%)	303 (97%)	9 (3%)	42	58
1	O	312/336 (93%)	301 (96%)	11 (4%)	36	50
All	All	4680/5040 (93%)	4568 (98%)	112 (2%)	49	66

All (112) residues with a non-rotameric sidechain are listed below:

Mol	Chain	Res	Type
1	A	98	TYR
1	A	109	ARG
1	A	114	LEU
1	A	246	ASP
1	A	261	LYS
1	A	360	PHE
1	B	98	TYR
1	B	109	ARG
1	B	215	ARG
1	B	360	PHE
1	C	98	TYR
1	C	109	ARG
1	C	215	ARG
1	C	245	LEU
1	C	360	PHE

Continued on next page...

Continued from previous page...

Mol	Chain	Res	Type
1	D	98	TYR
1	D	109	ARG
1	D	215	ARG
1	D	245	LEU
1	D	250	VAL
1	D	309	GLU
1	D	360	PHE
1	E	20	LYS
1	E	98	TYR
1	E	109	ARG
1	E	215	ARG
1	E	218	MET
1	E	245	LEU
1	E	360	PHE
1	E	369	TRP
1	F	20	LYS
1	F	98	TYR
1	F	109	ARG
1	F	215	ARG
1	F	218	MET
1	F	245	LEU
1	F	256	THR
1	F	360	PHE
1	G	98	TYR
1	G	105	LEU
1	G	109	ARG
1	G	215	ARG
1	G	245	LEU
1	G	255	LEU
1	G	351	ARG
1	G	360	PHE
1	H	60	LEU
1	H	98	TYR
1	H	109	ARG
1	H	215	ARG
1	H	245	LEU
1	H	351	ARG
1	H	360	PHE
1	I	20	LYS
1	I	98	TYR
1	I	109	ARG
1	I	162	GLU

Continued on next page...

Continued from previous page...

Mol	Chain	Res	Type
1	I	230	LEU
1	I	245	LEU
1	I	360	PHE
1	J	98	TYR
1	J	215	ARG
1	J	218	MET
1	J	245	LEU
1	J	251	LEU
1	J	258	GLU
1	J	360	PHE
1	K	98	TYR
1	K	109	ARG
1	K	215	ARG
1	K	245	LEU
1	K	251	LEU
1	K	360	PHE
1	K	369	TRP
1	K	376	ARG
1	L	98	TYR
1	L	215	ARG
1	L	218	MET
1	L	245	LEU
1	L	251	LEU
1	L	360	PHE
1	L	369	TRP
1	M	98	TYR
1	M	112	ASP
1	M	141	VAL
1	M	162	GLU
1	M	215	ARG
1	M	230	LEU
1	M	246	ASP
1	M	255	LEU
1	M	315	LYS
1	M	360	PHE
1	N	98	TYR
1	N	112	ASP
1	N	162	GLU
1	N	175	SER
1	N	215	ARG
1	N	230	LEU
1	N	246	ASP

Continued on next page...

Continued from previous page...

Mol	Chain	Res	Type
1	N	255	LEU
1	N	360	PHE
1	O	98	TYR
1	O	112	ASP
1	O	124	LYS
1	O	162	GLU
1	O	215	ARG
1	O	216	ASP
1	O	230	LEU
1	O	246	ASP
1	O	255	LEU
1	O	315	LYS
1	O	360	PHE

Sometimes sidechains can be flipped to improve hydrogen bonding and reduce clashes. All (41) such sidechains are listed below:

Mol	Chain	Res	Type
1	A	195	ASN
1	A	224	ASN
1	A	265	GLN
1	B	224	ASN
1	C	195	ASN
1	C	224	ASN
1	C	358	GLN
1	D	18	GLN
1	D	133	GLN
1	D	195	ASN
1	D	224	ASN
1	D	265	GLN
1	D	358	GLN
1	E	18	GLN
1	E	133	GLN
1	E	195	ASN
1	E	224	ASN
1	E	265	GLN
1	E	358	GLN
1	F	18	GLN
1	F	195	ASN
1	F	224	ASN
1	F	358	GLN
1	G	42	HIS
1	G	133	GLN

Continued on next page...

Continued from previous page...

Mol	Chain	Res	Type
1	G	358	GLN
1	H	195	ASN
1	I	18	GLN
1	K	18	GLN
1	K	133	GLN
1	K	195	ASN
1	L	236	ASN
1	M	133	GLN
1	M	195	ASN
1	M	265	GLN
1	N	133	GLN
1	N	195	ASN
1	N	358	GLN
1	O	133	GLN
1	O	224	ASN
1	O	265	GLN

5.3.3 RNA [i](#)

There are no RNA molecules in this entry.

5.4 Non-standard residues in protein, DNA, RNA chains [i](#)

There are no non-standard protein/DNA/RNA residues in this entry.

5.5 Carbohydrates [i](#)

There are no monosaccharides in this entry.

5.6 Ligand geometry [i](#)

Of 64 ligands modelled in this entry, 49 are monoatomic - leaving 15 for Mogul analysis.

In the following table, the Counts columns list the number of bonds (or angles) for which Mogul statistics could be retrieved, the number of bonds (or angles) that are observed in the model and the number of bonds (or angles) that are defined in the Chemical Component Dictionary. The Link column lists molecule types, if any, to which the group is linked. The Z score for a bond length (or angle) is the number of standard deviations the observed value is removed from the expected value. A bond length (or angle) with $|Z| > 2$ is considered an outlier worth inspection. RMSZ is the root-mean-square of all Z scores of the bond lengths (or angles).

Mol	Type	Chain	Res	Link	Bond lengths			Bond angles		
					Counts	RMSZ	# Z > 2	Counts	RMSZ	# Z > 2
3	FES	G	401	1	0,4,4	-	-	-		
3	FES	F	401	1	0,4,4	-	-	-		
3	FES	J	401	1	0,4,4	-	-	-		
3	FES	I	401	1	0,4,4	-	-	-		
3	FES	M	401	1	0,4,4	-	-	-		
3	FES	E	401	1	0,4,4	-	-	-		
3	FES	O	401	1	0,4,4	-	-	-		
3	FES	K	401	1	0,4,4	-	-	-		
3	FES	H	401	1	0,4,4	-	-	-		
3	FES	L	401	1	0,4,4	-	-	-		
3	FES	N	401	1	0,4,4	-	-	-		
3	FES	D	401	1	0,4,4	-	-	-		
3	FES	A	401	1	0,4,4	-	-	-		
3	FES	B	401	1	0,4,4	-	-	-		
3	FES	C	401	1	0,4,4	-	-	-		

In the following table, the Chirals column lists the number of chiral outliers, the number of chiral centers analysed, the number of these observed in the model and the number defined in the Chemical Component Dictionary. Similar counts are reported in the Torsion and Rings columns. '-' means no outliers of that kind were identified.

Mol	Type	Chain	Res	Link	Chirals	Torsions	Rings
3	FES	G	401	1	-	-	0/1/1/1
3	FES	F	401	1	-	-	0/1/1/1
3	FES	J	401	1	-	-	0/1/1/1
3	FES	I	401	1	-	-	0/1/1/1
3	FES	M	401	1	-	-	0/1/1/1
3	FES	E	401	1	-	-	0/1/1/1
3	FES	O	401	1	-	-	0/1/1/1
3	FES	K	401	1	-	-	0/1/1/1
3	FES	H	401	1	-	-	0/1/1/1
3	FES	L	401	1	-	-	0/1/1/1
3	FES	N	401	1	-	-	0/1/1/1
3	FES	D	401	1	-	-	0/1/1/1
3	FES	A	401	1	-	-	0/1/1/1
3	FES	B	401	1	-	-	0/1/1/1
3	FES	C	401	1	-	-	0/1/1/1

There are no bond length outliers.

There are no bond angle outliers.

There are no chirality outliers.

There are no torsion outliers.

There are no ring outliers.

15 monomers are involved in 17 short contacts:

Mol	Chain	Res	Type	Clashes	Symm-Clashes
3	G	401	FES	2	0
3	F	401	FES	1	0
3	J	401	FES	1	0
3	I	401	FES	1	0
3	M	401	FES	1	0
3	E	401	FES	1	0
3	O	401	FES	1	0
3	K	401	FES	2	0
3	H	401	FES	1	0
3	L	401	FES	1	0
3	N	401	FES	1	0
3	D	401	FES	1	0
3	A	401	FES	1	0
3	B	401	FES	1	0
3	C	401	FES	1	0

5.7 Other polymers [i](#)

There are no such residues in this entry.

5.8 Polymer linkage issues [i](#)

There are no chain breaks in this entry.

6 Fit of model and data

6.1 Protein, DNA and RNA chains

In the following table, the column labelled ‘#RSRZ > 2’ contains the number (and percentage) of RSRZ outliers, followed by percent RSRZ outliers for the chain as percentile scores relative to all X-ray entries and entries of similar resolution. The OWAB column contains the minimum, median, 95th percentile and maximum values of the occupancy-weighted average B-factor per residue. The column labelled ‘Q < 0.9’ lists the number of (and percentage) of residues with an average occupancy less than 0.9.

Mol	Chain	Analysed	<RSRZ>	#RSRZ>2	OWAB(Å ²)	Q<0.9
1	A	367/394 (93%)	-0.61	1 (0%) 94 96	6, 14, 32, 65	0
1	B	367/394 (93%)	-0.62	1 (0%) 94 96	6, 14, 33, 65	0
1	C	367/394 (93%)	-0.61	1 (0%) 94 96	6, 14, 32, 64	0
1	D	367/394 (93%)	-0.60	0 100 100	8, 17, 39, 51	0
1	E	367/394 (93%)	-0.56	1 (0%) 94 96	9, 17, 39, 62	0
1	F	367/394 (93%)	-0.58	0 100 100	9, 17, 39, 55	0
1	G	367/394 (93%)	-0.56	5 (1%) 75 80	15, 22, 44, 72	0
1	H	367/394 (93%)	-0.52	2 (0%) 91 94	15, 22, 45, 70	0
1	I	367/394 (93%)	-0.54	2 (0%) 91 94	15, 22, 45, 69	0
1	J	367/394 (93%)	-0.55	3 (0%) 86 89	14, 22, 43, 64	0
1	K	367/394 (93%)	-0.51	5 (1%) 75 80	14, 23, 44, 65	0
1	L	367/394 (93%)	-0.51	5 (1%) 75 80	14, 23, 44, 63	0
1	M	367/394 (93%)	-0.55	1 (0%) 94 96	8, 17, 37, 65	0
1	N	367/394 (93%)	-0.54	1 (0%) 94 96	8, 16, 36, 65	0
1	O	367/394 (93%)	-0.55	3 (0%) 86 89	8, 17, 36, 65	0
All	All	5505/5910 (93%)	-0.56	31 (0%) 89 92	6, 19, 39, 72	0

All (31) RSRZ outliers are listed below:

Mol	Chain	Res	Type	RSRZ
1	K	254	GLU	6.7
1	J	254	GLU	5.0
1	E	255	LEU	4.3
1	H	256	THR	4.1
1	L	254	GLU	3.9
1	A	18	GLN	3.5
1	I	254	GLU	3.3

Continued on next page...

Continued from previous page...

Mol	Chain	Res	Type	RSRZ
1	J	257	GLY	3.2
1	M	215	ARG	3.1
1	L	257	GLY	3.1
1	L	256	THR	3.1
1	B	18	GLN	3.0
1	K	256	THR	2.9
1	G	256	THR	2.9
1	G	254	GLU	2.9
1	K	257	GLY	2.8
1	I	256	THR	2.8
1	C	18	GLN	2.7
1	K	18	GLN	2.5
1	G	258	GLU	2.4
1	L	16	SER	2.4
1	G	18	GLN	2.4
1	K	255	LEU	2.4
1	L	255	LEU	2.3
1	O	16	SER	2.3
1	J	19	VAL	2.3
1	G	19	VAL	2.2
1	H	19	VAL	2.2
1	N	215	ARG	2.2
1	O	215	ARG	2.1
1	O	18	GLN	2.1

6.2 Non-standard residues in protein, DNA, RNA chains [i](#)

There are no non-standard protein/DNA/RNA residues in this entry.

6.3 Carbohydrates [i](#)

There are no monosaccharides in this entry.

6.4 Ligands [i](#)

In the following table, the Atoms column lists the number of modelled atoms in the group and the number defined in the chemical component dictionary. The B-factors column lists the minimum, median, 95th percentile and maximum values of B factors of atoms in the group. The column labelled 'Q< 0.9' lists the number of atoms with occupancy less than 0.9.

Mol	Type	Chain	Res	Atoms	RSCC	RSR	B-factors(\AA^2)	Q<0.9
4	CL	J	396	1/1	0.87	0.16	46,46,46,46	0
4	CL	M	397	1/1	0.88	0.10	63,63,63,63	0
4	CL	N	398	1/1	0.89	0.23	56,56,56,56	0
4	CL	N	397	1/1	0.91	0.13	61,61,61,61	0
4	CL	E	397	1/1	0.91	0.21	57,57,57,57	0
4	CL	H	396	1/1	0.92	0.14	59,59,59,59	0
4	CL	A	396	1/1	0.93	0.14	55,55,55,55	0
4	CL	C	395	1/1	0.93	0.18	47,47,47,47	0
4	CL	L	396	1/1	0.94	0.14	46,46,46,46	0
4	CL	B	396	1/1	0.94	0.14	48,48,48,48	0
4	CL	B	395	1/1	0.95	0.14	48,48,48,48	0
4	CL	A	395	1/1	0.95	0.15	48,48,48,48	0
4	CL	B	397	1/1	0.96	0.16	34,34,34,34	0
4	CL	C	396	1/1	0.97	0.17	35,35,35,35	0
4	CL	D	395	1/1	0.97	0.24	33,33,33,33	0
4	CL	L	395	1/1	0.97	0.18	35,35,35,35	0
4	CL	E	396	1/1	0.97	0.22	36,36,36,36	0
4	CL	A	397	1/1	0.97	0.14	33,33,33,33	0
4	CL	N	396	1/1	0.97	0.20	34,34,34,34	0
4	CL	F	395	1/1	0.97	0.23	33,33,33,33	0
4	CL	F	396	1/1	0.97	0.18	39,39,39,39	0
4	CL	G	395	1/1	0.98	0.19	38,38,38,38	0
4	CL	D	396	1/1	0.98	0.22	37,37,37,37	0
4	CL	M	395	1/1	0.98	0.20	36,36,36,36	0
4	CL	I	395	1/1	0.98	0.22	37,37,37,37	0
4	CL	N	395	1/1	0.98	0.18	38,38,38,38	0
4	CL	E	395	1/1	0.98	0.23	33,33,33,33	0
4	CL	K	395	1/1	0.98	0.15	44,44,44,44	0
4	CL	K	396	1/1	0.98	0.15	36,36,36,36	0
4	CL	O	395	1/1	0.98	0.20	36,36,36,36	0
3	FES	G	401	4/4	0.99	0.06	16,16,18,20	0
3	FES	H	401	4/4	0.99	0.07	15,16,18,19	0
3	FES	N	401	4/4	0.99	0.10	10,10,11,14	0
3	FES	O	401	4/4	0.99	0.10	10,11,13,14	0
4	CL	M	396	1/1	0.99	0.17	32,32,32,32	0
4	CL	H	395	1/1	0.99	0.20	39,39,39,39	0
2	FE2	F	501	1/1	0.99	0.10	10,10,10,10	0
2	FE2	I	501	1/1	0.99	0.09	15,15,15,15	0
4	CL	J	395	1/1	0.99	0.19	35,35,35,35	0
2	FE2	M	501	1/1	0.99	0.12	11,11,11,11	0
3	FES	A	401	4/4	0.99	0.12	9,10,10,12	0
4	CL	O	396	1/1	0.99	0.20	31,31,31,31	0
3	FES	F	401	4/4	1.00	0.10	10,12,13,13	0

Continued on next page...

Continued from previous page...

Mol	Type	Chain	Res	Atoms	RSCC	RSR	B-factors(\AA^2)	Q<0.9
2	FE2	E	501	1/1	1.00	0.12	10,10,10,10	0
2	FE2	A	501	1/1	1.00	0.12	8,8,8,8	0
3	FES	I	401	4/4	1.00	0.07	16,16,18,19	0
3	FES	J	401	4/4	1.00	0.08	17,17,18,19	0
3	FES	K	401	4/4	1.00	0.08	17,18,18,18	0
3	FES	L	401	4/4	1.00	0.08	18,18,18,19	0
3	FES	M	401	4/4	1.00	0.09	10,13,13,14	0
2	FE2	G	501	1/1	1.00	0.08	16,16,16,16	0
2	FE2	H	501	1/1	1.00	0.08	16,16,16,16	0
2	FE2	B	501	1/1	1.00	0.12	8,8,8,8	0
2	FE2	J	501	1/1	1.00	0.09	14,14,14,14	0
2	FE2	K	501	1/1	1.00	0.11	14,14,14,14	0
2	FE2	L	501	1/1	1.00	0.11	14,14,14,14	0
2	FE2	C	501	1/1	1.00	0.12	7,7,7,7	0
2	FE2	N	501	1/1	1.00	0.11	10,10,10,10	0
2	FE2	O	501	1/1	1.00	0.14	10,10,10,10	0
2	FE2	D	501	1/1	1.00	0.12	11,11,11,11	0
3	FES	B	401	4/4	1.00	0.11	10,10,10,11	0
3	FES	C	401	4/4	1.00	0.10	9,10,10,11	0
3	FES	D	401	4/4	1.00	0.11	11,12,12,13	0
3	FES	E	401	4/4	1.00	0.11	11,12,12,12	0

6.5 Other polymers [i](#)

There are no such residues in this entry.