



wwPDB X-ray Structure Validation Summary Report ⓘ

May 22, 2020 – 09:35 am BST

PDB ID : 2GFB
Title : CRYSTAL STRUCTURE OF A CATALYTIC FAB HAVING ESTERASE-LIKE ACTIVITY
Authors : Golinelli-Pimpaneau, B.; Knossow, M.
Deposited on : 1994-07-07
Resolution : 3.00 Å(reported)

This is a wwPDB X-ray Structure Validation Summary Report for a publicly released PDB entry.

We welcome your comments at validation@mail.wwpdb.org

A user guide is available at

<https://www.wwpdb.org/validation/2017/XrayValidationReportHelp>

with specific help available everywhere you see the ⓘ symbol.

The following versions of software and data (see [references ⓘ](#)) were used in the production of this report:

MolProbity : 4.02b-467
Xtrriage (Phenix) : **NOT EXECUTED**
EDS : **NOT EXECUTED**
Percentile statistics : 20191225.v01 (using entries in the PDB archive December 25th 2019)
Ideal geometry (proteins) : Engh & Huber (2001)
Ideal geometry (DNA, RNA) : Parkinson et al. (1996)
Validation Pipeline (wwPDB-VP) : 2.11

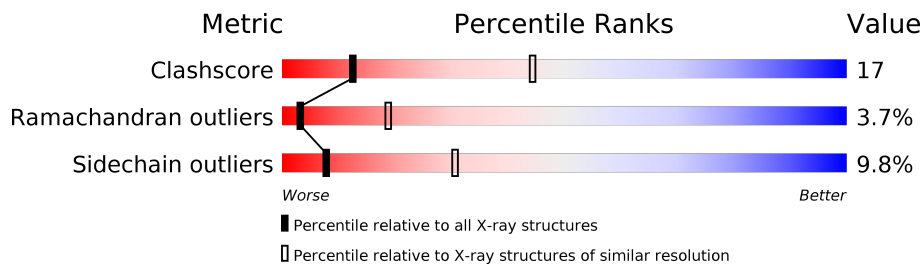
1 Overall quality at a glance

The following experimental techniques were used to determine the structure:

X-RAY DIFFRACTION

The reported resolution of this entry is 3.00 Å.

Percentile scores (ranging between 0-100) for global validation metrics of the entry are shown in the following graphic. The table shows the number of entries on which the scores are based.



Metric	Whole archive (#Entries)	Similar resolution (#Entries, resolution range(Å))
Clashscore	141614	2416 (3.00-3.00)
Ramachandran outliers	138981	2333 (3.00-3.00)
Sidechain outliers	138945	2336 (3.00-3.00)





The table below summarises the geometric issues observed across the polymeric chains and their fit to the electron density. The red, orange, yellow and green segments on the lower bar indicate the fraction of residues that contain outliers for ≥ 3 , 2, 1 and 0 types of geometric quality criteria respectively. A grey segment represents the fraction of residues that are not modelled. The numeric value for each fraction is indicated below the corresponding segment, with a dot representing fractions $\leq 5\%$

Note EDS was not executed.

Mol	Chain	Length	Quality of chain
1	A	214	
1	C	214	
1	E	214	
1	G	214	
1	I	214	
1	K	214	
1	M	214	
1	O	214	

Continued on next page...

Continued from previous page...

Mol	Chain	Length	Quality of chain
2	B	219	
2	D	219	
2	F	219	
2	H	219	
2	J	219	
2	L	219	
2	N	219	
2	P	219	

2 Entry composition i

There are 2 unique types of molecules in this entry. The entry contains 26336 atoms, of which 0 are hydrogens and 0 are deuteriums.

In the tables below, the ZeroOcc column contains the number of atoms modelled with zero occupancy, the AltConf column contains the number of residues with at least one atom in alternate conformation and the Trace column contains the number of residues modelled with at most 2 atoms.

- Molecule 1 is a protein called IGG2A CNJ206 FAB (LIGHT CHAIN).

Mol	Chain	Residues	Atoms					ZeroOcc	AltConf	Trace
			Total	C	N	O	S			
1	A	214	1650	1023	277	343	7	0	0	0
1	C	214	1650	1023	277	343	7	0	0	0
1	E	214	1650	1023	277	343	7	0	0	0
1	G	214	1650	1023	277	343	7	0	0	0
1	I	214	1650	1023	277	343	7	0	0	0
1	K	214	1650	1023	277	343	7	0	0	0
1	M	214	1650	1023	277	343	7	0	0	0
1	O	214	1650	1023	277	343	7	0	0	0

There are 168 discrepancies between the modelled and reference sequences:

Chain	Residue	Modelled	Actual	Comment	Reference
A	28	GLU	ASP	CONFLICT	GB 12002892
A	30	SER	GLY	CONFLICT	GB 12002892
A	31	GLY	VAL	CONFLICT	GB 12002892
A	32	TYR	SER	CONFLICT	GB 12002892
A	34	SER	ASN	CONFLICT	GB 12002892
A	39	LYS	GLU	CONFLICT	GB 12002892
A	50	ALA	GLY	CONFLICT	GB 12002892
A	51	ALA	THR	CONFLICT	GB 12002892
A	53	THR	ARG	CONFLICT	GB 12002892
A	84	ALA	VAL	CONFLICT	GB 12002892
A	96	TYR	PRO	CONFLICT	GB 12002892
A	99	GLY	-	INSERTION	GB 12002892
A	102	THR	SER	CONFLICT	GB 12002892

Continued on next page...

Continued from previous page...

Chain	Residue	Modelled	Actual	Comment	Reference
A	103	LYS	ALA	CONFLICT	GB 12002892
A	104	LEU	PRO	CONFLICT	GB 12002892
A	105	GLU	SER	CONFLICT	GB 12002892
A	106	ILE	CYS	CONFLICT	GB 12002892
A	107	LEU	LYS	CONFLICT	GB 12002892
A	109	GLY	ALA	CONFLICT	GB 12002892
A	110	GLY	ASP	CONFLICT	GB 12002892
A	?	-	VAL	DELETION	GB 12002892
C	28	GLU	ASP	CONFLICT	GB 12002892
C	30	SER	GLY	CONFLICT	GB 12002892
C	31	GLY	VAL	CONFLICT	GB 12002892
C	32	TYR	SER	CONFLICT	GB 12002892
C	34	SER	ASN	CONFLICT	GB 12002892
C	39	LYS	GLU	CONFLICT	GB 12002892
C	50	ALA	GLY	CONFLICT	GB 12002892
C	51	ALA	THR	CONFLICT	GB 12002892
C	53	THR	ARG	CONFLICT	GB 12002892
C	84	ALA	VAL	CONFLICT	GB 12002892
C	96	TYR	PRO	CONFLICT	GB 12002892
C	99	GLY	-	INSERTION	GB 12002892
C	102	THR	SER	CONFLICT	GB 12002892
C	103	LYS	ALA	CONFLICT	GB 12002892
C	104	LEU	PRO	CONFLICT	GB 12002892
C	105	GLU	SER	CONFLICT	GB 12002892
C	106	ILE	CYS	CONFLICT	GB 12002892
C	107	LEU	LYS	CONFLICT	GB 12002892
C	109	GLY	ALA	CONFLICT	GB 12002892
C	110	GLY	ASP	CONFLICT	GB 12002892
C	?	-	VAL	DELETION	GB 12002892
E	28	GLU	ASP	CONFLICT	GB 12002892
E	30	SER	GLY	CONFLICT	GB 12002892
E	31	GLY	VAL	CONFLICT	GB 12002892
E	32	TYR	SER	CONFLICT	GB 12002892
E	34	SER	ASN	CONFLICT	GB 12002892
E	39	LYS	GLU	CONFLICT	GB 12002892
E	50	ALA	GLY	CONFLICT	GB 12002892
E	51	ALA	THR	CONFLICT	GB 12002892
E	53	THR	ARG	CONFLICT	GB 12002892
E	84	ALA	VAL	CONFLICT	GB 12002892
E	96	TYR	PRO	CONFLICT	GB 12002892
E	99	GLY	-	INSERTION	GB 12002892
E	102	THR	SER	CONFLICT	GB 12002892

Continued on next page...

Continued from previous page...

Chain	Residue	Modelled	Actual	Comment	Reference
E	103	LYS	ALA	CONFLICT	GB 12002892
E	104	LEU	PRO	CONFLICT	GB 12002892
E	105	GLU	SER	CONFLICT	GB 12002892
E	106	ILE	CYS	CONFLICT	GB 12002892
E	107	LEU	LYS	CONFLICT	GB 12002892
E	109	GLY	ALA	CONFLICT	GB 12002892
E	110	GLY	ASP	CONFLICT	GB 12002892
E	?	-	VAL	DELETION	GB 12002892
G	28	GLU	ASP	CONFLICT	GB 12002892
G	30	SER	GLY	CONFLICT	GB 12002892
G	31	GLY	VAL	CONFLICT	GB 12002892
G	32	TYR	SER	CONFLICT	GB 12002892
G	34	SER	ASN	CONFLICT	GB 12002892
G	39	LYS	GLU	CONFLICT	GB 12002892
G	50	ALA	GLY	CONFLICT	GB 12002892
G	51	ALA	THR	CONFLICT	GB 12002892
G	53	THR	ARG	CONFLICT	GB 12002892
G	84	ALA	VAL	CONFLICT	GB 12002892
G	96	TYR	PRO	CONFLICT	GB 12002892
G	99	GLY	-	INSERTION	GB 12002892
G	102	THR	SER	CONFLICT	GB 12002892
G	103	LYS	ALA	CONFLICT	GB 12002892
G	104	LEU	PRO	CONFLICT	GB 12002892
G	105	GLU	SER	CONFLICT	GB 12002892
G	106	ILE	CYS	CONFLICT	GB 12002892
G	107	LEU	LYS	CONFLICT	GB 12002892
G	109	GLY	ALA	CONFLICT	GB 12002892
G	110	GLY	ASP	CONFLICT	GB 12002892
G	?	-	VAL	DELETION	GB 12002892
I	28	GLU	ASP	CONFLICT	GB 12002892
I	30	SER	GLY	CONFLICT	GB 12002892
I	31	GLY	VAL	CONFLICT	GB 12002892
I	32	TYR	SER	CONFLICT	GB 12002892
I	34	SER	ASN	CONFLICT	GB 12002892
I	39	LYS	GLU	CONFLICT	GB 12002892
I	50	ALA	GLY	CONFLICT	GB 12002892
I	51	ALA	THR	CONFLICT	GB 12002892
I	53	THR	ARG	CONFLICT	GB 12002892
I	84	ALA	VAL	CONFLICT	GB 12002892
I	96	TYR	PRO	CONFLICT	GB 12002892
I	99	GLY	-	INSERTION	GB 12002892
I	102	THR	SER	CONFLICT	GB 12002892

Continued on next page...

Continued from previous page...

Chain	Residue	Modelled	Actual	Comment	Reference
I	103	LYS	ALA	CONFLICT	GB 12002892
I	104	LEU	PRO	CONFLICT	GB 12002892
I	105	GLU	SER	CONFLICT	GB 12002892
I	106	ILE	CYS	CONFLICT	GB 12002892
I	107	LEU	LYS	CONFLICT	GB 12002892
I	109	GLY	ALA	CONFLICT	GB 12002892
I	110	GLY	ASP	CONFLICT	GB 12002892
I	?	-	VAL	DELETION	GB 12002892
K	28	GLU	ASP	CONFLICT	GB 12002892
K	30	SER	GLY	CONFLICT	GB 12002892
K	31	GLY	VAL	CONFLICT	GB 12002892
K	32	TYR	SER	CONFLICT	GB 12002892
K	34	SER	ASN	CONFLICT	GB 12002892
K	39	LYS	GLU	CONFLICT	GB 12002892
K	50	ALA	GLY	CONFLICT	GB 12002892
K	51	ALA	THR	CONFLICT	GB 12002892
K	53	THR	ARG	CONFLICT	GB 12002892
K	84	ALA	VAL	CONFLICT	GB 12002892
K	96	TYR	PRO	CONFLICT	GB 12002892
K	99	GLY	-	INSERTION	GB 12002892
K	102	THR	SER	CONFLICT	GB 12002892
K	103	LYS	ALA	CONFLICT	GB 12002892
K	104	LEU	PRO	CONFLICT	GB 12002892
K	105	GLU	SER	CONFLICT	GB 12002892
K	106	ILE	CYS	CONFLICT	GB 12002892
K	107	LEU	LYS	CONFLICT	GB 12002892
K	109	GLY	ALA	CONFLICT	GB 12002892
K	110	GLY	ASP	CONFLICT	GB 12002892
K	?	-	VAL	DELETION	GB 12002892
M	28	GLU	ASP	CONFLICT	GB 12002892
M	30	SER	GLY	CONFLICT	GB 12002892
M	31	GLY	VAL	CONFLICT	GB 12002892
M	32	TYR	SER	CONFLICT	GB 12002892
M	34	SER	ASN	CONFLICT	GB 12002892
M	39	LYS	GLU	CONFLICT	GB 12002892
M	50	ALA	GLY	CONFLICT	GB 12002892
M	51	ALA	THR	CONFLICT	GB 12002892
M	53	THR	ARG	CONFLICT	GB 12002892
M	84	ALA	VAL	CONFLICT	GB 12002892
M	96	TYR	PRO	CONFLICT	GB 12002892
M	99	GLY	-	INSERTION	GB 12002892
M	102	THR	SER	CONFLICT	GB 12002892

Continued on next page...

Continued from previous page...

Chain	Residue	Modelled	Actual	Comment	Reference
M	103	LYS	ALA	CONFLICT	GB 12002892
M	104	LEU	PRO	CONFLICT	GB 12002892
M	105	GLU	SER	CONFLICT	GB 12002892
M	106	ILE	CYS	CONFLICT	GB 12002892
M	107	LEU	LYS	CONFLICT	GB 12002892
M	109	GLY	ALA	CONFLICT	GB 12002892
M	110	GLY	ASP	CONFLICT	GB 12002892
M	?	-	VAL	DELETION	GB 12002892
O	28	GLU	ASP	CONFLICT	GB 12002892
O	30	SER	GLY	CONFLICT	GB 12002892
O	31	GLY	VAL	CONFLICT	GB 12002892
O	32	TYR	SER	CONFLICT	GB 12002892
O	34	SER	ASN	CONFLICT	GB 12002892
O	39	LYS	GLU	CONFLICT	GB 12002892
O	50	ALA	GLY	CONFLICT	GB 12002892
O	51	ALA	THR	CONFLICT	GB 12002892
O	53	THR	ARG	CONFLICT	GB 12002892
O	84	ALA	VAL	CONFLICT	GB 12002892
O	96	TYR	PRO	CONFLICT	GB 12002892
O	99	GLY	-	INSERTION	GB 12002892
O	102	THR	SER	CONFLICT	GB 12002892
O	103	LYS	ALA	CONFLICT	GB 12002892
O	104	LEU	PRO	CONFLICT	GB 12002892
O	105	GLU	SER	CONFLICT	GB 12002892
O	106	ILE	CYS	CONFLICT	GB 12002892
O	107	LEU	LYS	CONFLICT	GB 12002892
O	109	GLY	ALA	CONFLICT	GB 12002892
O	110	GLY	ASP	CONFLICT	GB 12002892
O	?	-	VAL	DELETION	GB 12002892

- Molecule 2 is a protein called IGG2A CNJ206 FAB (HEAVY CHAIN).

Mol	Chain	Residues	Atoms					ZeroOcc	AltConf	Trace
			Total	C	N	O	S			
2	B	219	1642	1036	274	324	8	0	0	0
2	D	219	1642	1036	274	324	8	0	0	0
2	F	219	1642	1036	274	324	8	0	0	0
2	H	219	1642	1036	274	324	8	0	0	0
2	J	219	1642	1036	274	324	8	0	0	0

Continued on next page...

Continued from previous page...

Mol	Chain	Residues	Atoms					ZeroOcc	AltConf	Trace
2	L	219	Total	C	N	O	S	0	0	0
			1642	1036	274	324	8			
2	N	219	Total	C	N	O	S	0	0	0
			1642	1036	274	324	8			
2	P	219	Total	C	N	O	S	0	0	0
			1642	1036	274	324	8			

There are 232 discrepancies between the modelled and reference sequences:

Chain	Residue	Modelled	Actual	Comment	Reference
B	13	GLN	LYS	CONFLICT	GB 4091056
B	18	ARG	LEU	CONFLICT	GB 4091056
B	30	SER	ARG	CONFLICT	GB 4091056
B	32	PHE	HIS	CONFLICT	GB 4091056
B	33	GLY	ALA	CONFLICT	GB 4091056
B	35	HIS	SER	CONFLICT	GB 4091056
B	40	ALA	SER	CONFLICT	GB 4091056
B	44	GLY	ARG	CONFLICT	GB 4091056
B	50	TYR	GLU	CONFLICT	GB 4091056
B	?	-	ASN	DELETION	GB 4091056
B	52	SER	THR	CONFLICT	GB 4091056
B	54	SER	THR	CONFLICT	GB 4091056
B	55	SER	TYR	CONFLICT	GB 4091056
B	57	ILE	-	INSERTION	GB 4091056
B	58	TYR	PHE	CONFLICT	GB 4091056
B	60	ALA	SER	CONFLICT	GB 4091056
B	64	LYS	THR	CONFLICT	GB 4091056
B	74	PRO	ALA	CONFLICT	GB 4091056
B	79	PHE	TYR	CONFLICT	GB 4091056
B	81	GLN	GLU	CONFLICT	GB 4091056
B	82A	THR	SER	CONFLICT	GB 4091056
B	95	GLY	-	INSERTION	GB 4091056
B	97	TYR	GLY	CONFLICT	GB 4091056
B	98	TYR	SER	CONFLICT	GB 4091056
B	99	GLY	SER	CONFLICT	GB 4091056
B	100A	ARG	SER	CONFLICT	GB 4091056
B	100B	GLY	PHE	CONFLICT	GB 4091056
B	101	ALA	VAL	CONFLICT	GB 4091056
B	?	-	ALA	DELETION	GB 4091056
D	13	GLN	LYS	CONFLICT	GB 4091056
D	18	ARG	LEU	CONFLICT	GB 4091056
D	30	SER	ARG	CONFLICT	GB 4091056

Continued on next page...

Continued from previous page...

Chain	Residue	Modelled	Actual	Comment	Reference
D	32	PHE	HIS	CONFLICT	GB 4091056
D	33	GLY	ALA	CONFLICT	GB 4091056
D	35	HIS	SER	CONFLICT	GB 4091056
D	40	ALA	SER	CONFLICT	GB 4091056
D	44	GLY	ARG	CONFLICT	GB 4091056
D	50	TYR	GLU	CONFLICT	GB 4091056
D	?	-	ASN	DELETION	GB 4091056
D	52	SER	THR	CONFLICT	GB 4091056
D	54	SER	THR	CONFLICT	GB 4091056
D	55	SER	TYR	CONFLICT	GB 4091056
D	57	ILE	-	INSERTION	GB 4091056
D	58	TYR	PHE	CONFLICT	GB 4091056
D	60	ALA	SER	CONFLICT	GB 4091056
D	64	LYS	THR	CONFLICT	GB 4091056
D	74	PRO	ALA	CONFLICT	GB 4091056
D	79	PHE	TYR	CONFLICT	GB 4091056
D	81	GLN	GLU	CONFLICT	GB 4091056
D	82A	THR	SER	CONFLICT	GB 4091056
D	95	GLY	-	INSERTION	GB 4091056
D	97	TYR	GLY	CONFLICT	GB 4091056
D	98	TYR	SER	CONFLICT	GB 4091056
D	99	GLY	SER	CONFLICT	GB 4091056
D	100A	ARG	SER	CONFLICT	GB 4091056
D	100B	GLY	PHE	CONFLICT	GB 4091056
D	101	ALA	VAL	CONFLICT	GB 4091056
D	?	-	ALA	DELETION	GB 4091056
F	13	GLN	LYS	CONFLICT	GB 4091056
F	18	ARG	LEU	CONFLICT	GB 4091056
F	30	SER	ARG	CONFLICT	GB 4091056
F	32	PHE	HIS	CONFLICT	GB 4091056
F	33	GLY	ALA	CONFLICT	GB 4091056
F	35	HIS	SER	CONFLICT	GB 4091056
F	40	ALA	SER	CONFLICT	GB 4091056
F	44	GLY	ARG	CONFLICT	GB 4091056
F	50	TYR	GLU	CONFLICT	GB 4091056
F	?	-	ASN	DELETION	GB 4091056
F	52	SER	THR	CONFLICT	GB 4091056
F	54	SER	THR	CONFLICT	GB 4091056
F	55	SER	TYR	CONFLICT	GB 4091056
F	57	ILE	-	INSERTION	GB 4091056
F	58	TYR	PHE	CONFLICT	GB 4091056
F	60	ALA	SER	CONFLICT	GB 4091056

Continued on next page...

Continued from previous page...

Chain	Residue	Modelled	Actual	Comment	Reference
F	64	LYS	THR	CONFLICT	GB 4091056
F	74	PRO	ALA	CONFLICT	GB 4091056
F	79	PHE	TYR	CONFLICT	GB 4091056
F	81	GLN	GLU	CONFLICT	GB 4091056
F	82A	THR	SER	CONFLICT	GB 4091056
F	95	GLY	-	INSERTION	GB 4091056
F	97	TYR	GLY	CONFLICT	GB 4091056
F	98	TYR	SER	CONFLICT	GB 4091056
F	99	GLY	SER	CONFLICT	GB 4091056
F	100A	ARG	SER	CONFLICT	GB 4091056
F	100B	GLY	PHE	CONFLICT	GB 4091056
F	101	ALA	VAL	CONFLICT	GB 4091056
F	?	-	ALA	DELETION	GB 4091056
H	13	GLN	LYS	CONFLICT	GB 4091056
H	18	ARG	LEU	CONFLICT	GB 4091056
H	30	SER	ARG	CONFLICT	GB 4091056
H	32	PHE	HIS	CONFLICT	GB 4091056
H	33	GLY	ALA	CONFLICT	GB 4091056
H	35	HIS	SER	CONFLICT	GB 4091056
H	40	ALA	SER	CONFLICT	GB 4091056
H	44	GLY	ARG	CONFLICT	GB 4091056
H	50	TYR	GLU	CONFLICT	GB 4091056
H	?	-	ASN	DELETION	GB 4091056
H	52	SER	THR	CONFLICT	GB 4091056
H	54	SER	THR	CONFLICT	GB 4091056
H	55	SER	TYR	CONFLICT	GB 4091056
H	57	ILE	-	INSERTION	GB 4091056
H	58	TYR	PHE	CONFLICT	GB 4091056
H	60	ALA	SER	CONFLICT	GB 4091056
H	64	LYS	THR	CONFLICT	GB 4091056
H	74	PRO	ALA	CONFLICT	GB 4091056
H	79	PHE	TYR	CONFLICT	GB 4091056
H	81	GLN	GLU	CONFLICT	GB 4091056
H	82A	THR	SER	CONFLICT	GB 4091056
H	95	GLY	-	INSERTION	GB 4091056
H	97	TYR	GLY	CONFLICT	GB 4091056
H	98	TYR	SER	CONFLICT	GB 4091056
H	99	GLY	SER	CONFLICT	GB 4091056
H	100A	ARG	SER	CONFLICT	GB 4091056
H	100B	GLY	PHE	CONFLICT	GB 4091056
H	101	ALA	VAL	CONFLICT	GB 4091056
H	?	-	ALA	DELETION	GB 4091056

Continued on next page...

Continued from previous page...

Chain	Residue	Modelled	Actual	Comment	Reference
J	13	GLN	LYS	CONFLICT	GB 4091056
J	18	ARG	LEU	CONFLICT	GB 4091056
J	30	SER	ARG	CONFLICT	GB 4091056
J	32	PHE	HIS	CONFLICT	GB 4091056
J	33	GLY	ALA	CONFLICT	GB 4091056
J	35	HIS	SER	CONFLICT	GB 4091056
J	40	ALA	SER	CONFLICT	GB 4091056
J	44	GLY	ARG	CONFLICT	GB 4091056
J	50	TYR	GLU	CONFLICT	GB 4091056
J	?	-	ASN	DELETION	GB 4091056
J	52	SER	THR	CONFLICT	GB 4091056
J	54	SER	THR	CONFLICT	GB 4091056
J	55	SER	TYR	CONFLICT	GB 4091056
J	57	ILE	-	INSERTION	GB 4091056
J	58	TYR	PHE	CONFLICT	GB 4091056
J	60	ALA	SER	CONFLICT	GB 4091056
J	64	LYS	THR	CONFLICT	GB 4091056
J	74	PRO	ALA	CONFLICT	GB 4091056
J	79	PHE	TYR	CONFLICT	GB 4091056
J	81	GLN	GLU	CONFLICT	GB 4091056
J	82A	THR	SER	CONFLICT	GB 4091056
J	95	GLY	-	INSERTION	GB 4091056
J	97	TYR	GLY	CONFLICT	GB 4091056
J	98	TYR	SER	CONFLICT	GB 4091056
J	99	GLY	SER	CONFLICT	GB 4091056
J	100A	ARG	SER	CONFLICT	GB 4091056
J	100B	GLY	PHE	CONFLICT	GB 4091056
J	101	ALA	VAL	CONFLICT	GB 4091056
J	?	-	ALA	DELETION	GB 4091056
L	13	GLN	LYS	CONFLICT	GB 4091056
L	18	ARG	LEU	CONFLICT	GB 4091056
L	30	SER	ARG	CONFLICT	GB 4091056
L	32	PHE	HIS	CONFLICT	GB 4091056
L	33	GLY	ALA	CONFLICT	GB 4091056
L	35	HIS	SER	CONFLICT	GB 4091056
L	40	ALA	SER	CONFLICT	GB 4091056
L	44	GLY	ARG	CONFLICT	GB 4091056
L	50	TYR	GLU	CONFLICT	GB 4091056
L	?	-	ASN	DELETION	GB 4091056
L	52	SER	THR	CONFLICT	GB 4091056
L	54	SER	THR	CONFLICT	GB 4091056
L	55	SER	TYR	CONFLICT	GB 4091056

Continued on next page...

Continued from previous page...

Chain	Residue	Modelled	Actual	Comment	Reference
L	57	ILE	-	INSERTION	GB 4091056
L	58	TYR	PHE	CONFLICT	GB 4091056
L	60	ALA	SER	CONFLICT	GB 4091056
L	64	LYS	THR	CONFLICT	GB 4091056
L	74	PRO	ALA	CONFLICT	GB 4091056
L	79	PHE	TYR	CONFLICT	GB 4091056
L	81	GLN	GLU	CONFLICT	GB 4091056
L	82A	THR	SER	CONFLICT	GB 4091056
L	95	GLY	-	INSERTION	GB 4091056
L	97	TYR	GLY	CONFLICT	GB 4091056
L	98	TYR	SER	CONFLICT	GB 4091056
L	99	GLY	SER	CONFLICT	GB 4091056
L	100A	ARG	SER	CONFLICT	GB 4091056
L	100B	GLY	PHE	CONFLICT	GB 4091056
L	101	ALA	VAL	CONFLICT	GB 4091056
L	?	-	ALA	DELETION	GB 4091056
N	13	GLN	LYS	CONFLICT	GB 4091056
N	18	ARG	LEU	CONFLICT	GB 4091056
N	30	SER	ARG	CONFLICT	GB 4091056
N	32	PHE	HIS	CONFLICT	GB 4091056
N	33	GLY	ALA	CONFLICT	GB 4091056
N	35	HIS	SER	CONFLICT	GB 4091056
N	40	ALA	SER	CONFLICT	GB 4091056
N	44	GLY	ARG	CONFLICT	GB 4091056
N	50	TYR	GLU	CONFLICT	GB 4091056
N	?	-	ASN	DELETION	GB 4091056
N	52	SER	THR	CONFLICT	GB 4091056
N	54	SER	THR	CONFLICT	GB 4091056
N	55	SER	TYR	CONFLICT	GB 4091056
N	57	ILE	-	INSERTION	GB 4091056
N	58	TYR	PHE	CONFLICT	GB 4091056
N	60	ALA	SER	CONFLICT	GB 4091056
N	64	LYS	THR	CONFLICT	GB 4091056
N	74	PRO	ALA	CONFLICT	GB 4091056
N	79	PHE	TYR	CONFLICT	GB 4091056
N	81	GLN	GLU	CONFLICT	GB 4091056
N	82A	THR	SER	CONFLICT	GB 4091056
N	95	GLY	-	INSERTION	GB 4091056
N	97	TYR	GLY	CONFLICT	GB 4091056
N	98	TYR	SER	CONFLICT	GB 4091056
N	99	GLY	SER	CONFLICT	GB 4091056
N	100A	ARG	SER	CONFLICT	GB 4091056

Continued on next page...

Continued from previous page...

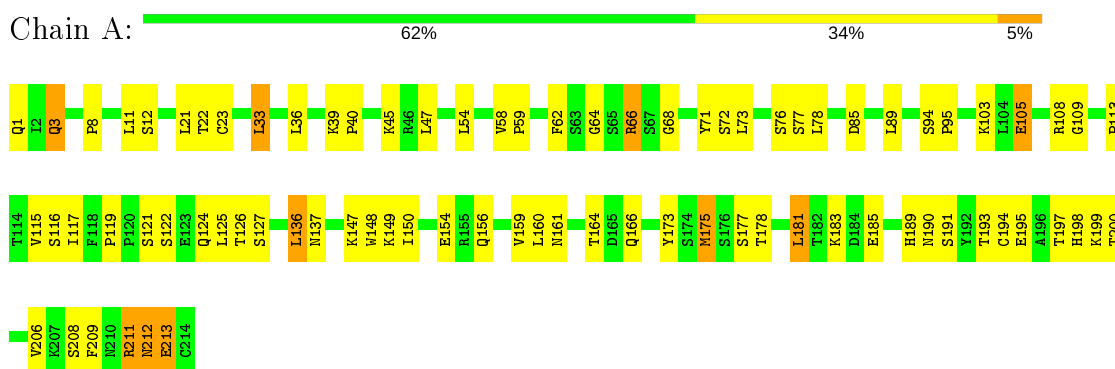
Chain	Residue	Modelled	Actual	Comment	Reference
N	100B	GLY	PHE	CONFLICT	GB 4091056
N	101	ALA	VAL	CONFLICT	GB 4091056
N	?	-	ALA	DELETION	GB 4091056
P	13	GLN	LYS	CONFLICT	GB 4091056
P	18	ARG	LEU	CONFLICT	GB 4091056
P	30	SER	ARG	CONFLICT	GB 4091056
P	32	PHE	HIS	CONFLICT	GB 4091056
P	33	GLY	ALA	CONFLICT	GB 4091056
P	35	HIS	SER	CONFLICT	GB 4091056
P	40	ALA	SER	CONFLICT	GB 4091056
P	44	GLY	ARG	CONFLICT	GB 4091056
P	50	TYR	GLU	CONFLICT	GB 4091056
P	?	-	ASN	DELETION	GB 4091056
P	52	SER	THR	CONFLICT	GB 4091056
P	54	SER	THR	CONFLICT	GB 4091056
P	55	SER	TYR	CONFLICT	GB 4091056
P	57	ILE	-	INSERTION	GB 4091056
P	58	TYR	PHE	CONFLICT	GB 4091056
P	60	ALA	SER	CONFLICT	GB 4091056
P	64	LYS	THR	CONFLICT	GB 4091056
P	74	PRO	ALA	CONFLICT	GB 4091056
P	79	PHE	TYR	CONFLICT	GB 4091056
P	81	GLN	GLU	CONFLICT	GB 4091056
P	82A	THR	SER	CONFLICT	GB 4091056
P	95	GLY	-	INSERTION	GB 4091056
P	97	TYR	GLY	CONFLICT	GB 4091056
P	98	TYR	SER	CONFLICT	GB 4091056
P	99	GLY	SER	CONFLICT	GB 4091056
P	100A	ARG	SER	CONFLICT	GB 4091056
P	100B	GLY	PHE	CONFLICT	GB 4091056
P	101	ALA	VAL	CONFLICT	GB 4091056
P	?	-	ALA	DELETION	GB 4091056

3 Residue-property plots [i](#)

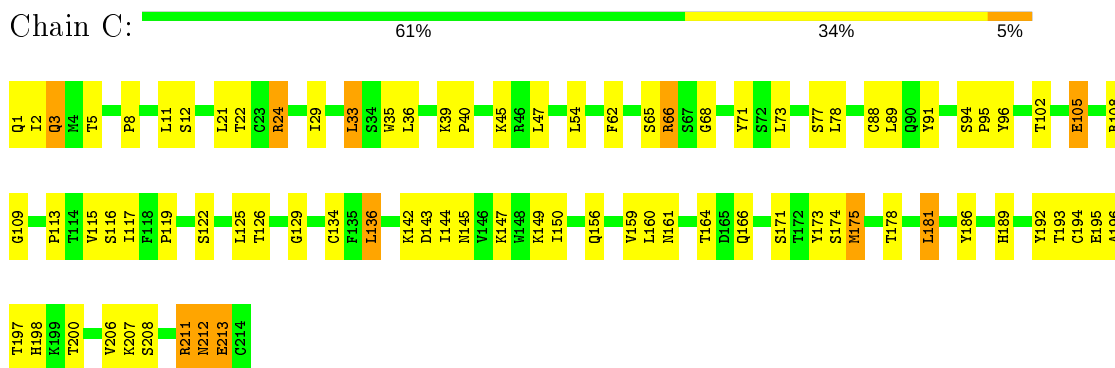
These plots are drawn for all protein, RNA and DNA chains in the entry. The first graphic for a chain summarises the proportions of the various outlier classes displayed in the second graphic. The second graphic shows the sequence view annotated by issues in geometry. Residues are color-coded according to the number of geometric quality criteria for which they contain at least one outlier: green = 0, yellow = 1, orange = 2 and red = 3 or more. Stretches of 2 or more consecutive residues without any outlier are shown as a green connector. Residues present in the sample, but not in the model, are shown in grey.

Note EDS was not executed.

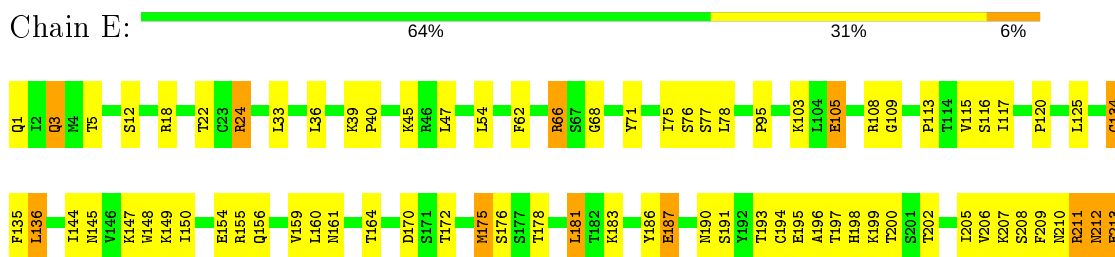
- Molecule 1: IGG2A CNJ206 FAB (LIGHT CHAIN)



- Molecule 1: IGG2A CNJ206 FAB (LIGHT CHAIN)

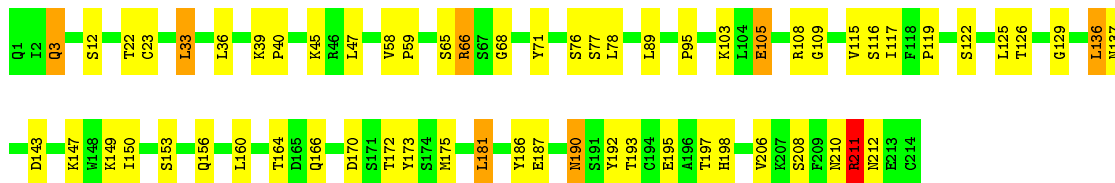


- Molecule 1: IGG2A CNJ206 FAB (LIGHT CHAIN)

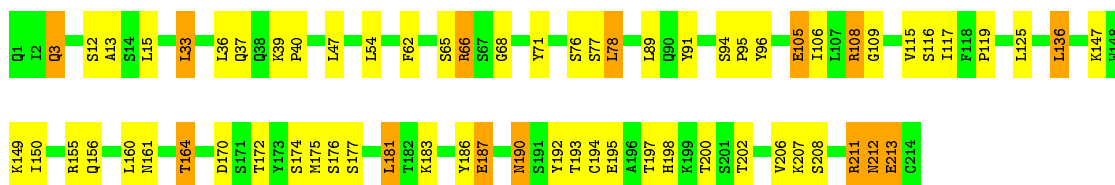


C214

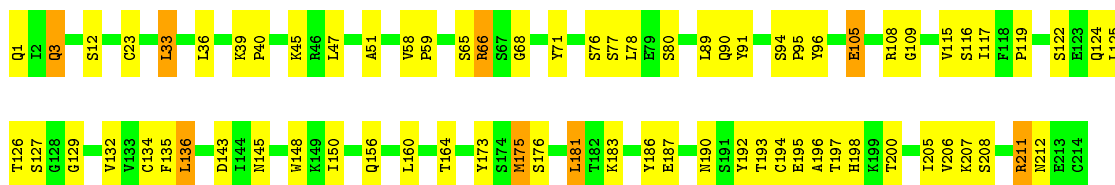
• Molecule 1: IGG2A CNJ206 FAB (LIGHT CHAIN)



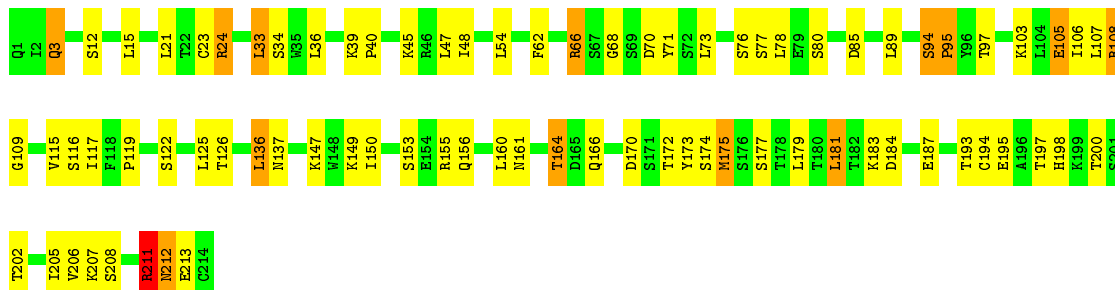
• Molecule 1: IGG2A CNJ206 FAB (LIGHT CHAIN)



• Molecule 1: IGG2A CNJ206 FAB (LIGHT CHAIN)

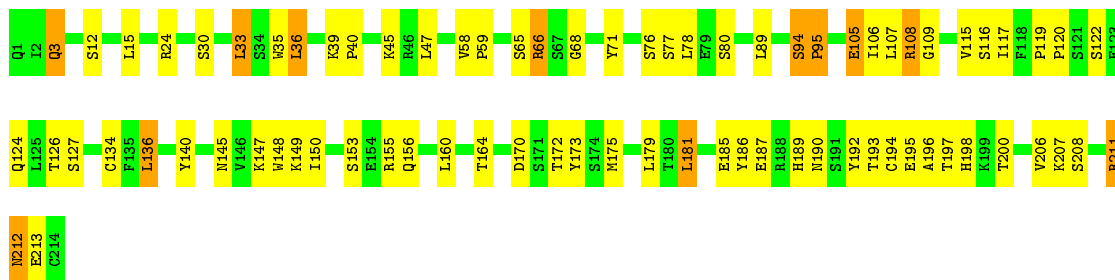


• Molecule 1: IGG2A CNJ206 FAB (LIGHT CHAIN)

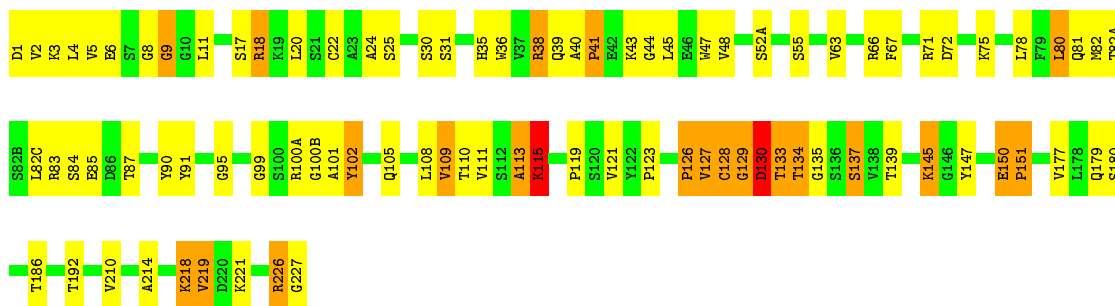


• Molecule 1: IGG2A CNJ206 FAB (LIGHT CHAIN)

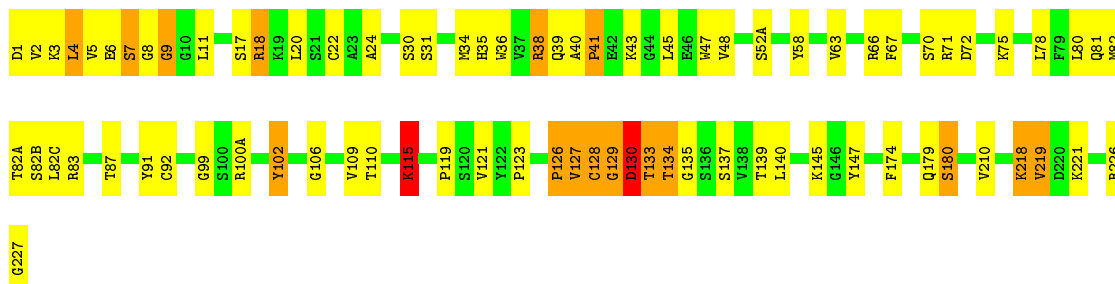




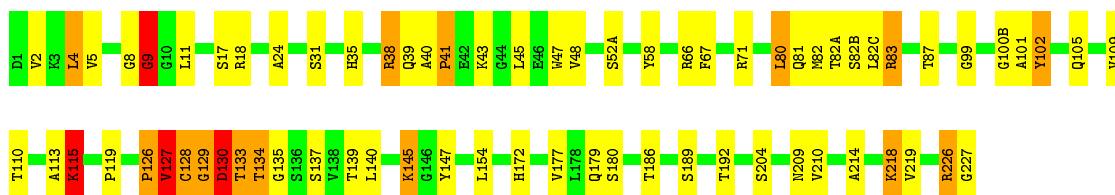
• Molecule 2: IGG2A CNJ206 FAB (HEAVY CHAIN)



• Molecule 2: IGG2A CNJ206 FAB (HEAVY CHAIN)

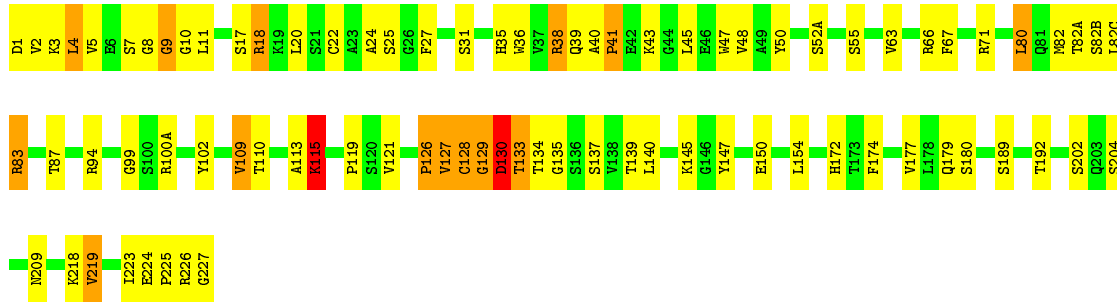


• Molecule 2: IGG2A CNJ206 FAB (HEAVY CHAIN)

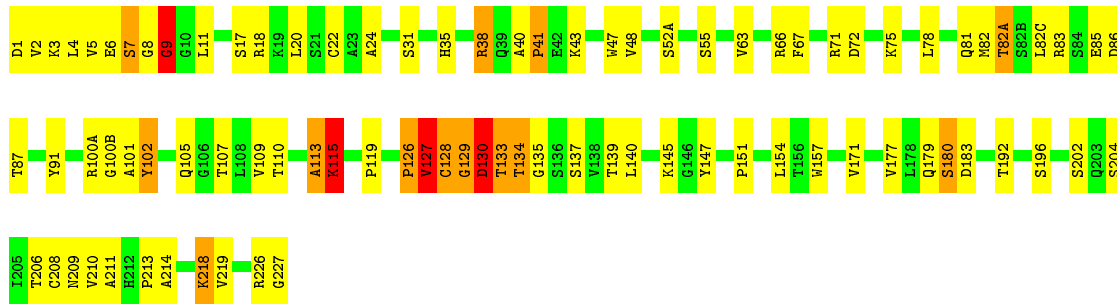


• Molecule 2: IGG2A CNJ206 FAB (HEAVY CHAIN)

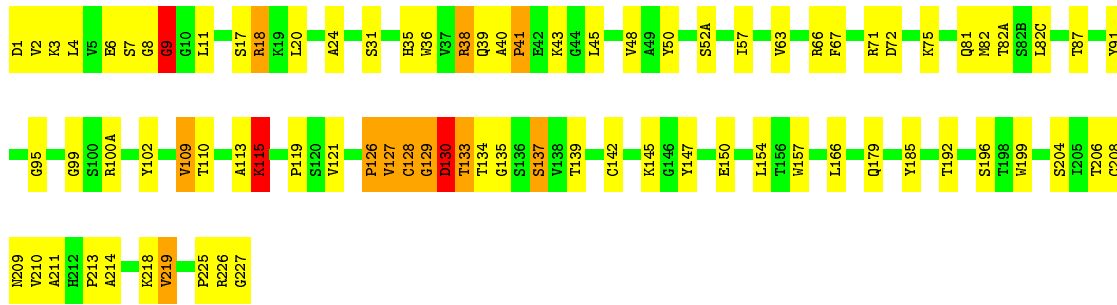




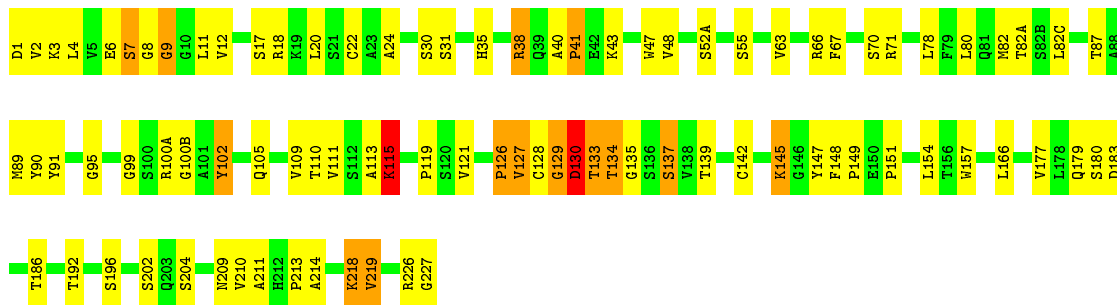
• Molecule 2: IGG2A CNJ206 FAB (HEAVY CHAIN)



• Molecule 2: IGG2A CNJ206 FAB (HEAVY CHAIN)

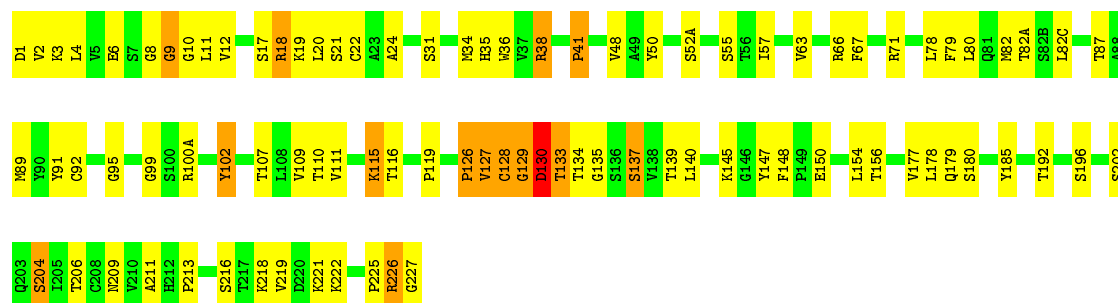


• Molecule 2: IGG2A CNJ206 FAB (HEAVY CHAIN)



- Molecule 2: IGG2A CNJ206 FAB (HEAVY CHAIN)

Chain P:  58% 35% 6%



4 Data and refinement statistics

Xtrriage (Phenix) and EDS were not executed - this section is therefore incomplete.

Property	Value	Source
Space group	P 1	Depositor
Cell constants a, b, c, α , β , γ	198.70Å 68.06Å 83.66Å 71.90° 112.20° 119.60°	Depositor
Resolution (Å)	7.00 – 3.00	Depositor
% Data completeness (in resolution range)	(Not available) (7.00-3.00)	Depositor
R_{merge}	(Not available)	Depositor
R_{sym}	(Not available)	Depositor
Refinement program	X-PLOR	Depositor
R, R_{free}	0.213 , (Not available)	Depositor
Estimated twinning fraction	No twinning to report.	Xtrriage
Total number of atoms	26336	wwPDB-VP
Average B, all atoms (Å ²)	14.0	wwPDB-VP

5 Model quality [i](#)

5.1 Standard geometry [i](#)

The Z score for a bond length (or angle) is the number of standard deviations the observed value is removed from the expected value. A bond length (or angle) with $|Z| > 5$ is considered an outlier worth inspection. RMSZ is the root-mean-square of all Z scores of the bond lengths (or angles).

Mol	Chain	Bond lengths		Bond angles	
		RMSZ	# Z >5	RMSZ	# Z >5
1	A	0.66	0/1684	0.89	1/2280 (0.0%)
1	C	0.67	0/1684	0.89	2/2280 (0.1%)
1	E	0.64	0/1684	0.90	1/2280 (0.0%)
1	G	0.67	0/1684	0.88	1/2280 (0.0%)
1	I	0.66	0/1684	0.89	1/2280 (0.0%)
1	K	0.66	0/1684	0.88	1/2280 (0.0%)
1	M	0.65	0/1684	0.92	2/2280 (0.1%)
1	O	0.71	0/1684	0.88	1/2280 (0.0%)
2	B	0.63	0/1684	0.90	4/2294 (0.2%)
2	D	0.66	0/1684	0.91	3/2294 (0.1%)
2	F	0.64	0/1684	0.90	4/2294 (0.2%)
2	H	0.61	0/1684	0.90	4/2294 (0.2%)
2	J	0.64	0/1684	0.90	4/2294 (0.2%)
2	L	0.63	0/1684	0.91	3/2294 (0.1%)
2	N	0.66	0/1684	0.93	3/2294 (0.1%)
2	P	0.64	0/1684	0.89	2/2294 (0.1%)
All	All	0.65	0/26944	0.90	37/36592 (0.1%)

There are no bond length outliers.

The worst 5 of 37 bond angle outliers are listed below:

Mol	Chain	Res	Type	Atoms	Z	Observed(°)	Ideal(°)
2	N	130	ASP	N-CA-C	6.67	129.00	111.00
2	B	130	ASP	N-CA-C	6.49	128.52	111.00
1	K	33	LEU	CA-CB-CG	6.43	130.09	115.30
2	J	130	ASP	N-CA-C	6.37	128.19	111.00
2	F	115	LYS	N-CA-C	6.33	128.08	111.00

There are no chirality outliers.

There are no planarity outliers.

5.2 Too-close contacts

In the following table, the Non-H and H(model) columns list the number of non-hydrogen atoms and hydrogen atoms in the chain respectively. The H(added) column lists the number of hydrogen atoms added and optimized by MolProbity. The Clashes column lists the number of clashes within the asymmetric unit, whereas Symm-Clashes lists symmetry related clashes.

Mol	Chain	Non-H	H(model)	H(added)	Clashes	Symm-Clashes
1	A	1650	0	1583	59	0
1	C	1650	0	1583	61	0
1	E	1650	0	1583	55	0
1	G	1650	0	1583	38	0
1	I	1650	0	1583	46	0
1	K	1650	0	1583	44	0
1	M	1650	0	1583	56	0
1	O	1650	0	1583	49	0
2	B	1642	0	1600	77	0
2	D	1642	0	1600	69	0
2	F	1642	0	1600	58	0
2	H	1642	0	1600	68	0
2	J	1642	0	1600	63	0
2	L	1642	0	1600	64	0
2	N	1642	0	1600	68	0
2	P	1642	0	1600	67	0
All	All	26336	0	25464	872	0

The all-atom clashscore is defined as the number of clashes found per 1000 atoms (including hydrogen atoms). The all-atom clashscore for this structure is 17.

The worst 5 of 872 close contacts within the same asymmetric unit are listed below, sorted by their clash magnitude.

Atom-1	Atom-2	Interatomic distance (Å)	Clash overlap (Å)
2:D:133:THR:HB	2:D:137:SER:O	1.71	0.91
2:H:126:PRO:HA	2:H:129:GLY:HA3	1.54	0.89
2:F:126:PRO:HA	2:F:129:GLY:HA3	1.54	0.87
2:F:133:THR:HB	2:F:137:SER:O	1.75	0.87
2:B:126:PRO:HA	2:B:129:GLY:HA3	1.55	0.87

There are no symmetry-related clashes.

5.3 Torsion angles [i](#)

5.3.1 Protein backbone [i](#)

In the following table, the Percentiles column shows the percent Ramachandran outliers of the chain as a percentile score with respect to all X-ray entries followed by that with respect to entries of similar resolution.

The Analysed column shows the number of residues for which the backbone conformation was analysed, and the total number of residues.

Mol	Chain	Analysed	Favoured	Allowed	Outliers	Percentiles	
1	A	212/214 (99%)	199 (94%)	8 (4%)	5 (2%)	6	29
1	C	212/214 (99%)	196 (92%)	10 (5%)	6 (3%)	5	25
1	E	212/214 (99%)	197 (93%)	11 (5%)	4 (2%)	8	36
1	G	212/214 (99%)	199 (94%)	10 (5%)	3 (1%)	11	43
1	I	212/214 (99%)	199 (94%)	9 (4%)	4 (2%)	8	36
1	K	212/214 (99%)	199 (94%)	8 (4%)	5 (2%)	6	29
1	M	212/214 (99%)	198 (93%)	10 (5%)	4 (2%)	8	36
1	O	212/214 (99%)	199 (94%)	9 (4%)	4 (2%)	8	36
2	B	217/219 (99%)	194 (89%)	12 (6%)	11 (5%)	2	12
2	D	217/219 (99%)	193 (89%)	13 (6%)	11 (5%)	2	12
2	F	217/219 (99%)	193 (89%)	13 (6%)	11 (5%)	2	12
2	H	217/219 (99%)	195 (90%)	11 (5%)	11 (5%)	2	12
2	J	217/219 (99%)	192 (88%)	11 (5%)	14 (6%)	1	7
2	L	217/219 (99%)	191 (88%)	15 (7%)	11 (5%)	2	12
2	N	217/219 (99%)	194 (89%)	10 (5%)	13 (6%)	1	9
2	P	217/219 (99%)	191 (88%)	16 (7%)	10 (5%)	2	14
All	All	3432/3464 (99%)	3129 (91%)	176 (5%)	127 (4%)	3	19

5 of 127 Ramachandran outliers are listed below:

Mol	Chain	Res	Type
2	B	9	GLY
2	B	126	PRO
2	B	129	GLY
2	B	130	ASP
2	B	226	ARG

5.3.2 Protein sidechains [i](#)

In the following table, the Percentiles column shows the percent sidechain outliers of the chain as a percentile score with respect to all X-ray entries followed by that with respect to entries of similar resolution.

The Analysed column shows the number of residues for which the sidechain conformation was analysed, and the total number of residues.

Mol	Chain	Analysed	Rotameric	Outliers	Percentiles	
1	A	189/189 (100%)	174 (92%)	15 (8%)	12	41
1	C	189/189 (100%)	174 (92%)	15 (8%)	12	41
1	E	189/189 (100%)	171 (90%)	18 (10%)	8	32
1	G	189/189 (100%)	172 (91%)	17 (9%)	9	35
1	I	189/189 (100%)	171 (90%)	18 (10%)	8	32
1	K	189/189 (100%)	171 (90%)	18 (10%)	8	32
1	M	189/189 (100%)	170 (90%)	19 (10%)	7	29
1	O	189/189 (100%)	170 (90%)	19 (10%)	7	29
2	B	183/183 (100%)	164 (90%)	19 (10%)	7	27
2	D	183/183 (100%)	168 (92%)	15 (8%)	11	39
2	F	183/183 (100%)	165 (90%)	18 (10%)	8	30
2	H	183/183 (100%)	163 (89%)	20 (11%)	6	25
2	J	183/183 (100%)	163 (89%)	20 (11%)	6	25
2	L	183/183 (100%)	164 (90%)	19 (10%)	7	27
2	N	183/183 (100%)	162 (88%)	21 (12%)	5	24
2	P	183/183 (100%)	161 (88%)	22 (12%)	5	22
All	All	2976/2976 (100%)	2683 (90%)	293 (10%)	8	30

5 of 293 residues with a non-rotameric sidechain are listed below:

Mol	Chain	Res	Type
2	H	145	LYS
2	J	109	VAL
1	O	197	THR
2	H	219	VAL
1	I	181	LEU

Some sidechains can be flipped to improve hydrogen bonding and reduce clashes. 5 of 63 such sidechains are listed below:

Mol	Chain	Res	Type
1	G	189	HIS
1	I	190	ASN
1	O	189	HIS
1	G	190	ASN
2	H	179	GLN

5.3.3 RNA [i](#)

There are no RNA molecules in this entry.

5.4 Non-standard residues in protein, DNA, RNA chains [i](#)

There are no non-standard protein/DNA/RNA residues in this entry.

5.5 Carbohydrates [i](#)

There are no carbohydrates in this entry.

5.6 Ligand geometry [i](#)

There are no ligands in this entry.

5.7 Other polymers [i](#)

There are no such residues in this entry.

5.8 Polymer linkage issues [i](#)

There are no chain breaks in this entry.

6 Fit of model and data

6.1 Protein, DNA and RNA chains

EDS was not executed - this section is therefore empty.

6.2 Non-standard residues in protein, DNA, RNA chains

EDS was not executed - this section is therefore empty.

6.3 Carbohydrates

EDS was not executed - this section is therefore empty.

6.4 Ligands

EDS was not executed - this section is therefore empty.

6.5 Other polymers

EDS was not executed - this section is therefore empty.