



# Full wwPDB X-ray Structure Validation Report ⓘ

Jun 16, 2024 – 08:51 AM EDT

PDB ID : 2GLJ  
Title : crystal structure of aminopeptidase I from Clostridium acetobutylicum  
Authors : Min, T.; Shapiro, L.; Burley, S.K.; New York SGX Research Center for Structural Genomics (NYSGXRC)  
Deposited on : 2006-04-04  
Resolution : 3.20 Å(reported)

This is a Full wwPDB X-ray Structure Validation Report for a publicly released PDB entry.

We welcome your comments at [validation@mail.wwpdb.org](mailto:validation@mail.wwpdb.org)

A user guide is available at

<https://www.wwpdb.org/validation/2017/XrayValidationReportHelp>

with specific help available everywhere you see the ⓘ symbol.

The types of validation reports are described at

<http://www.wwpdb.org/validation/2017/FAQs#types>.

---

The following versions of software and data (see [references ⓘ](#)) were used in the production of this report:

MolProbity : 4.02b-467  
Mogul : 2022.3.0, CSD as543be (2022)  
Xtriage (Phenix) : 1.20.1  
EDS : 2.37.1  
Percentile statistics : 20191225.v01 (using entries in the PDB archive December 25th 2019)  
Refmac : 5.8.0158  
CCP4 : 7.0.044 (Gargrove)  
Ideal geometry (proteins) : Engh & Huber (2001)  
Ideal geometry (DNA, RNA) : Parkinson et al. (1996)  
Validation Pipeline (wwPDB-VP) : 2.37.1

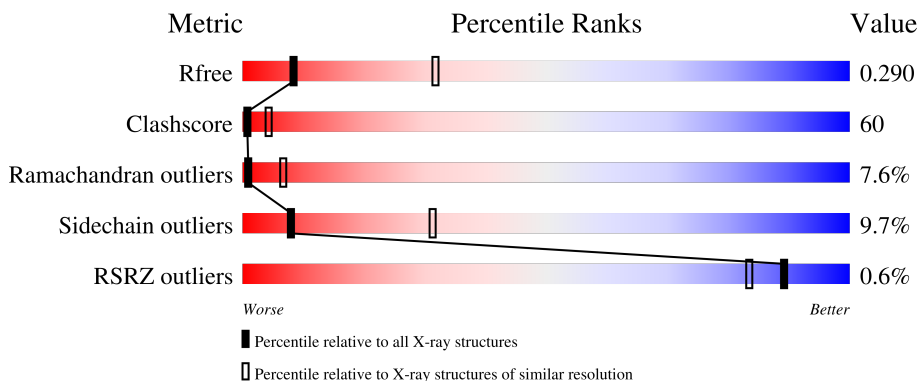
# 1 Overall quality at a glance i

The following experimental techniques were used to determine the structure:

*X-RAY DIFFRACTION*

The reported resolution of this entry is 3.20 Å.

Percentile scores (ranging between 0-100) for global validation metrics of the entry are shown in the following graphic. The table shows the number of entries on which the scores are based.



Metric	Whole archive (#Entries)	Similar resolution (#Entries, resolution range(Å))
$R_{free}$	130704	1133 (3.20-3.20)
Clashscore	141614	1253 (3.20-3.20)
Ramachandran outliers	138981	1234 (3.20-3.20)
Sidechain outliers	138945	1233 (3.20-3.20)
RSRZ outliers	127900	1095 (3.20-3.20)

The table below summarises the geometric issues observed across the polymeric chains and their fit to the electron density. The red, orange, yellow and green segments of the lower bar indicate the fraction of residues that contain outliers for  $\geq 3$ , 2, 1 and 0 types of geometric quality criteria respectively. A grey segment represents the fraction of residues that are not modelled. The numeric value for each fraction is indicated below the corresponding segment, with a dot representing fractions  $\leq 5\%$ . The upper red bar (where present) indicates the fraction of residues that have poor fit to the electron density. The numeric value is given above the bar.

Mol	Chain	Length	Quality of chain
1	A	461	 39% 48% 11% ..
1	B	461	 41% 47% 10% ..
1	C	461	 36% 51% 10% ..
1	D	461	 37% 49% 11% ..
1	E	461	 37% 49% 12% ..

*Continued on next page...*

Continued from previous page...

Mol	Chain	Length	Quality of chain
1	F	461	38% 49% 10% ..
1	G	461	38% 49% 11% ..
1	H	461	39% 47% 12% ..
1	I	461	36% 50% 11% ..
1	J	461	36% 51% 11% ..
1	K	461	34% 52% 10% ..
1	L	461	39% 47% 11% ..
1	M	461	37% 50% 11% ..
1	N	461	38% 49% 10% ..
1	O	461	35% 52% 10% ..
1	P	461	39% 48% 11% ..
1	Q	461	39% 48% 10% ..
1	R	461	39% 48% 11% ..
1	S	461	38% 49% 11% ..
1	T	461	37% 50% 11% ..
1	U	461	39% 48% 11% ..
1	V	461	37% 49% 11% ..
1	W	461	36% 51% 10% ..
1	X	461	40% 47% 11% ..

## 2 Entry composition [i](#)

There are 3 unique types of molecules in this entry. The entry contains 91225 atoms, of which 0 are hydrogens and 0 are deuteriums.

In the tables below, the ZeroOcc column contains the number of atoms modelled with zero occupancy, the AltConf column contains the number of residues with at least one atom in alternate conformation and the Trace column contains the number of residues modelled with at most 2 atoms.

- Molecule 1 is a protein called Probable M18-family aminopeptidase 1.

Mol	Chain	Residues	Atoms						ZeroOcc	AltConf	Trace
			Total	C	N	O	S	Se			
1	A	456	3581	2268	592	701	19	1	0	0	0
1	B	456	3581	2268	592	701	19	1	0	0	0
1	C	456	3581	2268	592	701	19	1	0	0	0
1	D	456	3581	2268	592	701	19	1	0	0	0
1	E	456	3581	2268	592	701	19	1	0	0	0
1	F	456	3581	2268	592	701	19	1	0	0	0
1	G	456	3581	2268	592	701	19	1	0	0	0
1	H	456	3581	2268	592	701	19	1	0	0	0
1	I	456	3581	2268	592	701	19	1	0	0	0
1	J	456	3581	2268	592	701	19	1	0	0	0
1	K	456	3581	2268	592	701	19	1	0	0	0
1	L	456	3581	2268	592	701	19	1	0	0	0
1	M	456	3581	2268	592	701	19	1	0	0	0
1	N	456	3581	2268	592	701	19	1	0	0	0
1	O	456	3581	2268	592	701	19	1	0	0	0
1	P	456	3581	2268	592	701	19	1	0	0	0

*Continued on next page...*

Continued from previous page...

Mol	Chain	Residues	Atoms						ZeroOcc	AltConf	Trace
			Total	C	N	O	S	Se			
1	Q	456	3581	2268	592	701	19	1	0	0	0
1	R	456	3581	2268	592	701	19	1	0	0	0
1	S	456	3581	2268	592	701	19	1	0	0	0
1	T	456	3581	2268	592	701	19	1	0	0	0
1	U	456	3581	2268	592	701	19	1	0	0	0
1	V	456	3581	2268	592	701	19	1	0	0	0
1	W	456	3581	2268	592	701	19	1	0	0	0
1	X	456	3581	2268	592	701	19	1	0	0	0

There are 24 discrepancies between the modelled and reference sequences:

Chain	Residue	Modelled	Actual	Comment	Reference
A	440	MSE	MET	modified residue	UNP Q97K30
B	440	MSE	MET	modified residue	UNP Q97K30
C	440	MSE	MET	modified residue	UNP Q97K30
D	440	MSE	MET	modified residue	UNP Q97K30
E	440	MSE	MET	modified residue	UNP Q97K30
F	440	MSE	MET	modified residue	UNP Q97K30
G	440	MSE	MET	modified residue	UNP Q97K30
H	440	MSE	MET	modified residue	UNP Q97K30
I	440	MSE	MET	modified residue	UNP Q97K30
J	440	MSE	MET	modified residue	UNP Q97K30
K	440	MSE	MET	modified residue	UNP Q97K30
L	440	MSE	MET	modified residue	UNP Q97K30
M	440	MSE	MET	modified residue	UNP Q97K30
N	440	MSE	MET	modified residue	UNP Q97K30
O	440	MSE	MET	modified residue	UNP Q97K30
P	440	MSE	MET	modified residue	UNP Q97K30
Q	440	MSE	MET	modified residue	UNP Q97K30
R	440	MSE	MET	modified residue	UNP Q97K30
S	440	MSE	MET	modified residue	UNP Q97K30
T	440	MSE	MET	modified residue	UNP Q97K30
U	440	MSE	MET	modified residue	UNP Q97K30
V	440	MSE	MET	modified residue	UNP Q97K30
W	440	MSE	MET	modified residue	UNP Q97K30

Continued on next page...

*Continued from previous page...*

Chain	Residue	Modelled	Actual	Comment	Reference
X	440	MSE	MET	modified residue	UNP Q97K30

- Molecule 2 is MANGANESE (II) ION (three-letter code: MN) (formula: Mn).

Mol	Chain	Residues	Atoms	ZeroOcc	AltConf
2	A	2	Total Mn 2 2	0	0
2	B	2	Total Mn 2 2	0	0
2	C	2	Total Mn 2 2	0	0
2	D	2	Total Mn 2 2	0	0
2	E	2	Total Mn 2 2	0	0
2	F	2	Total Mn 2 2	0	0
2	G	2	Total Mn 2 2	0	0
2	H	2	Total Mn 2 2	0	0
2	I	2	Total Mn 2 2	0	0
2	J	2	Total Mn 2 2	0	0
2	K	2	Total Mn 2 2	0	0
2	L	2	Total Mn 2 2	0	0
2	M	2	Total Mn 2 2	0	0
2	N	2	Total Mn 2 2	0	0
2	O	2	Total Mn 2 2	0	0
2	P	2	Total Mn 2 2	0	0
2	Q	2	Total Mn 2 2	0	0
2	R	2	Total Mn 2 2	0	0
2	S	2	Total Mn 2 2	0	0

*Continued on next page...*

*Continued from previous page...*

Mol	Chain	Residues	Atoms		ZeroOcc	AltConf
2	T	2	Total 2	Mn 2	0	0
2	U	2	Total 2	Mn 2	0	0
2	V	2	Total 2	Mn 2	0	0
2	W	2	Total 2	Mn 2	0	0
2	X	2	Total 2	Mn 2	0	0

- Molecule 3 is water.

Mol	Chain	Residues	Atoms		ZeroOcc	AltConf
3	A	206	Total 206	O 206	0	0
3	B	187	Total 187	O 187	0	0
3	C	239	Total 239	O 239	0	0
3	D	238	Total 238	O 238	0	0
3	E	210	Total 210	O 210	0	0
3	F	219	Total 219	O 219	0	0
3	G	231	Total 231	O 231	0	0
3	H	215	Total 215	O 215	0	0
3	I	233	Total 233	O 233	0	0
3	J	237	Total 237	O 237	0	0
3	K	219	Total 219	O 219	0	0
3	L	222	Total 222	O 222	0	0
3	M	227	Total 227	O 227	0	0
3	N	246	Total 246	O 246	0	0

*Continued on next page...*

*Continued from previous page...*

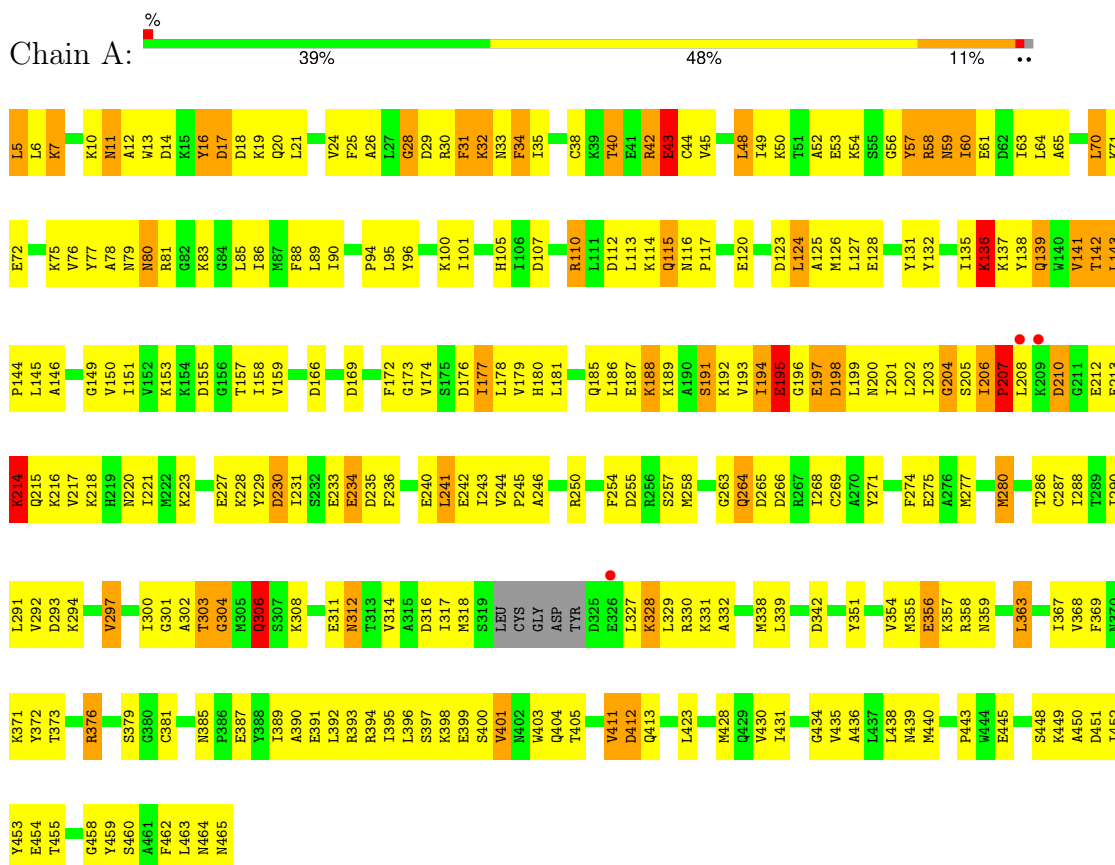
<b>Mol</b>	<b>Chain</b>	<b>Residues</b>	<b>Atoms</b>		<b>ZeroOcc</b>	<b>AltConf</b>
3	O	205	Total 205	O 205	0	0
3	P	208	Total 208	O 208	0	0
3	Q	211	Total 211	O 211	0	0
3	R	200	Total 200	O 200	0	0
3	S	205	Total 205	O 205	0	0
3	T	226	Total 226	O 226	0	0
3	U	214	Total 214	O 214	0	0
3	V	225	Total 225	O 225	0	0
3	W	217	Total 217	O 217	0	0
3	X	193	Total 193	O 193	0	0



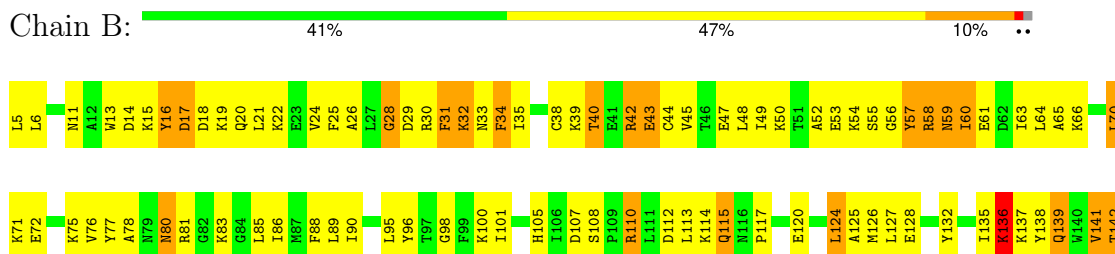
### 3 Residue-property plots

These plots are drawn for all protein, RNA, DNA and oligosaccharide chains in the entry. The first graphic for a chain summarises the proportions of the various outlier classes displayed in the second graphic. The second graphic shows the sequence view annotated by issues in geometry and electron density. Residues are color-coded according to the number of geometric quality criteria for which they contain at least one outlier: green = 0, yellow = 1, orange = 2 and red = 3 or more. A red dot above a residue indicates a poor fit to the electron density ( $RSRZ > 2$ ). Stretches of 2 or more consecutive residues without any outlier are shown as a green connector. Residues present in the sample, but not in the model, are shown in grey.

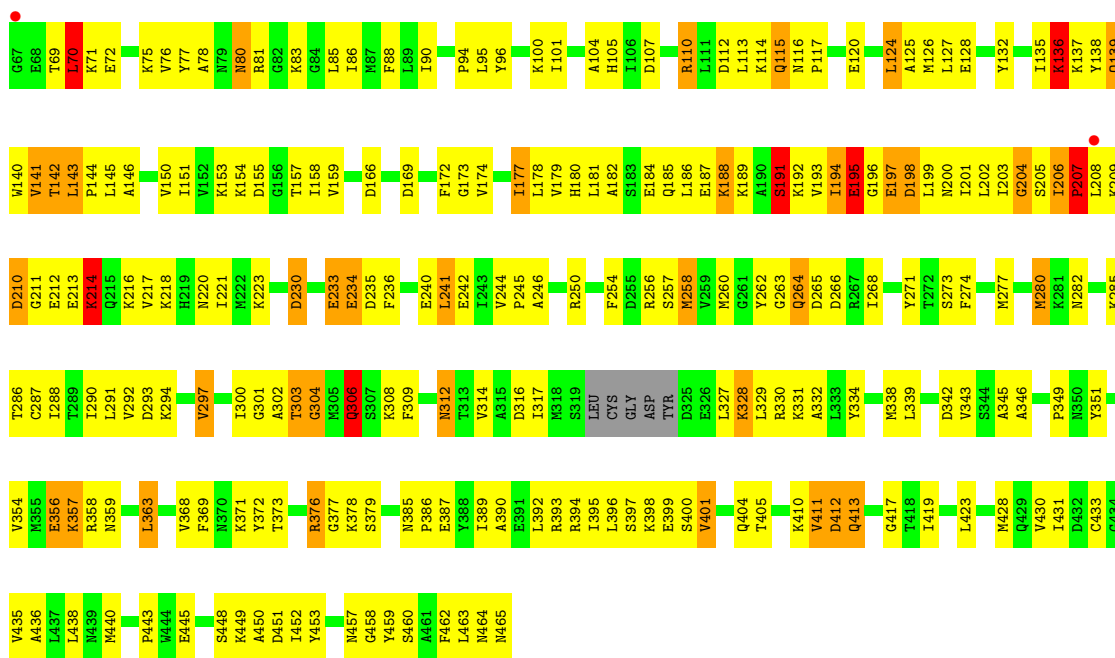
- Molecule 1: Probable M18-family aminopeptidase 1



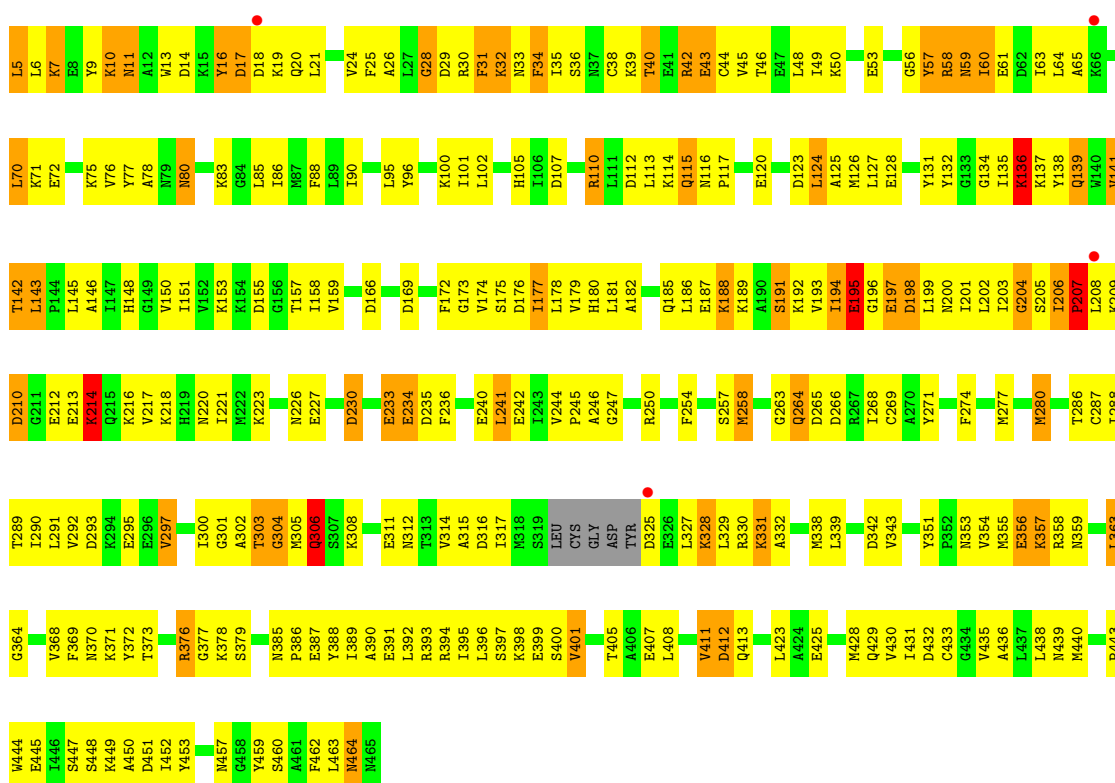
- Molecule 1: Probable M18-family aminopeptidase 1



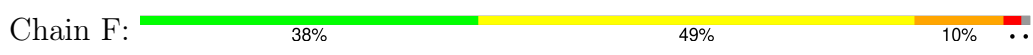




• Molecule 1: Probable M18-family aminopeptidase 1



• Molecule 1: Probable M18-family aminopeptidase 1





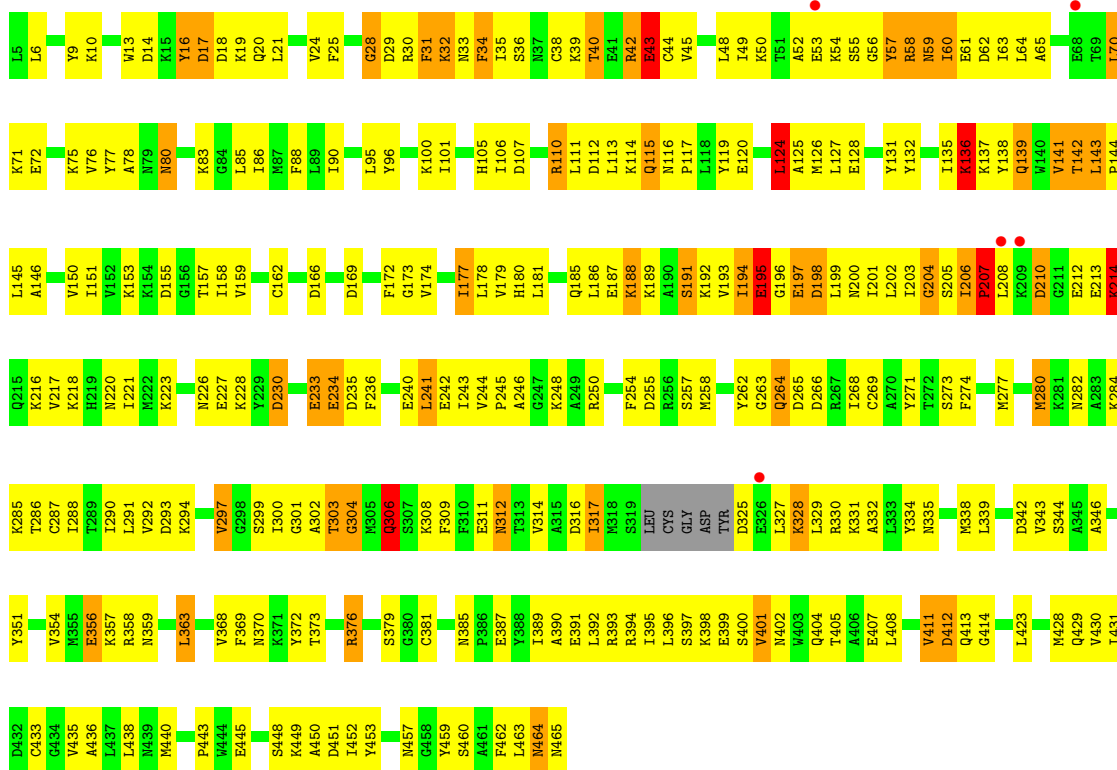




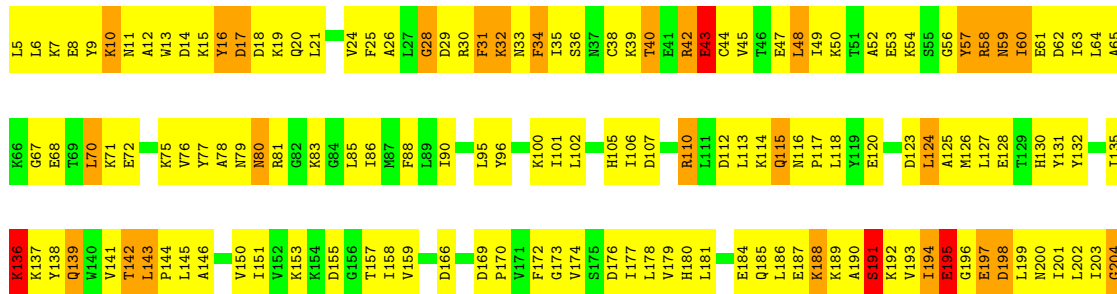




● Molecule 1: Probable M18-family aminopeptidase 1

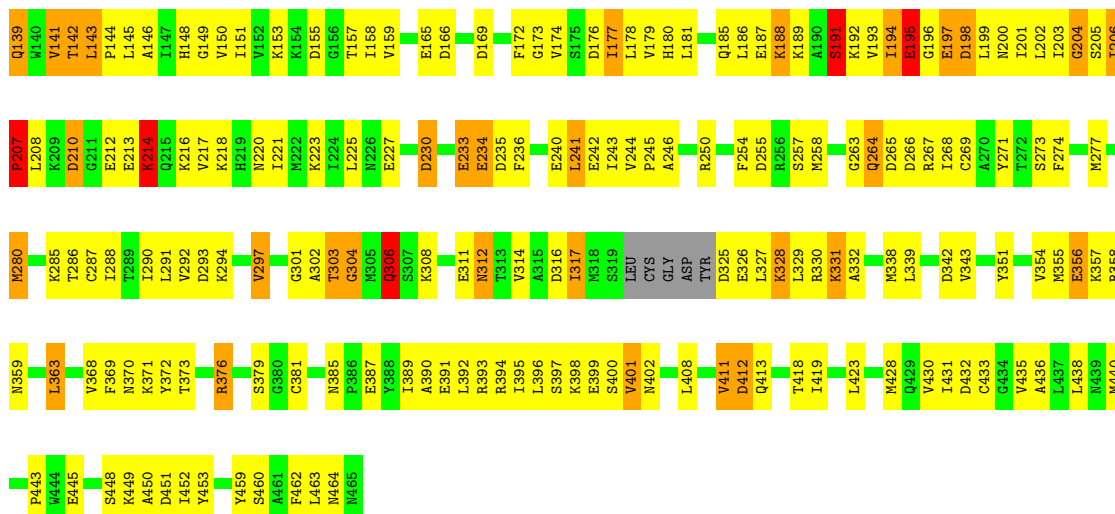


● Molecule 1: Probable M18-family aminopeptidase 1

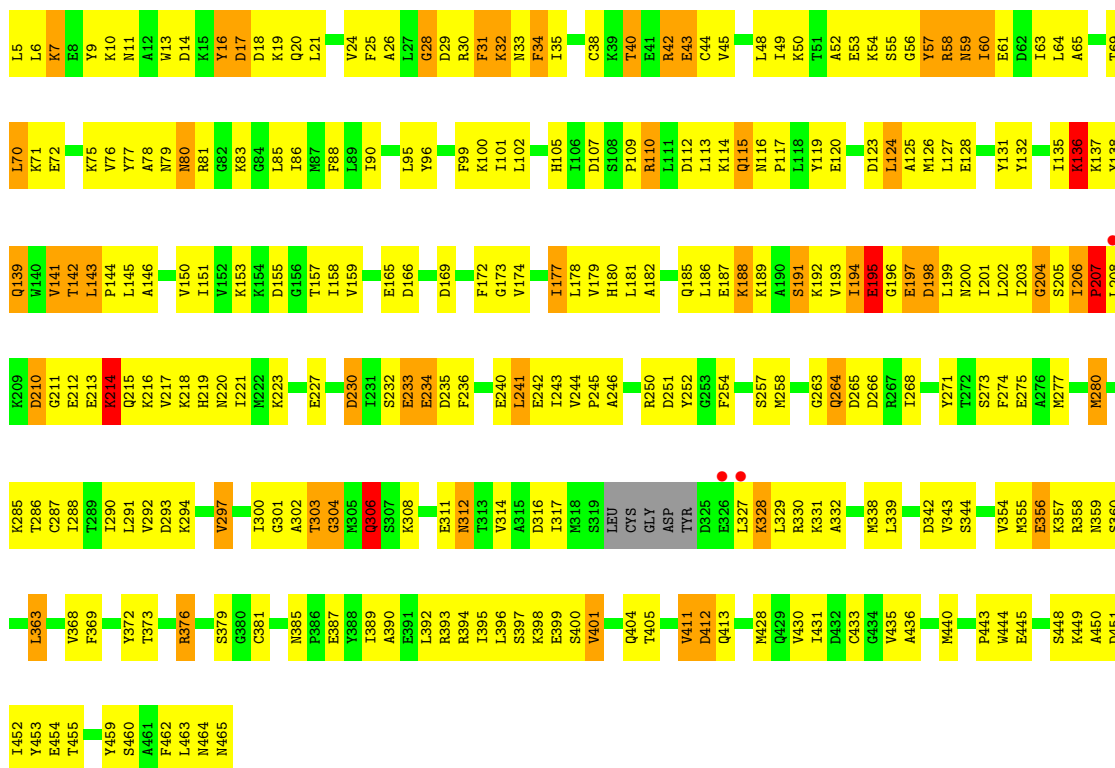






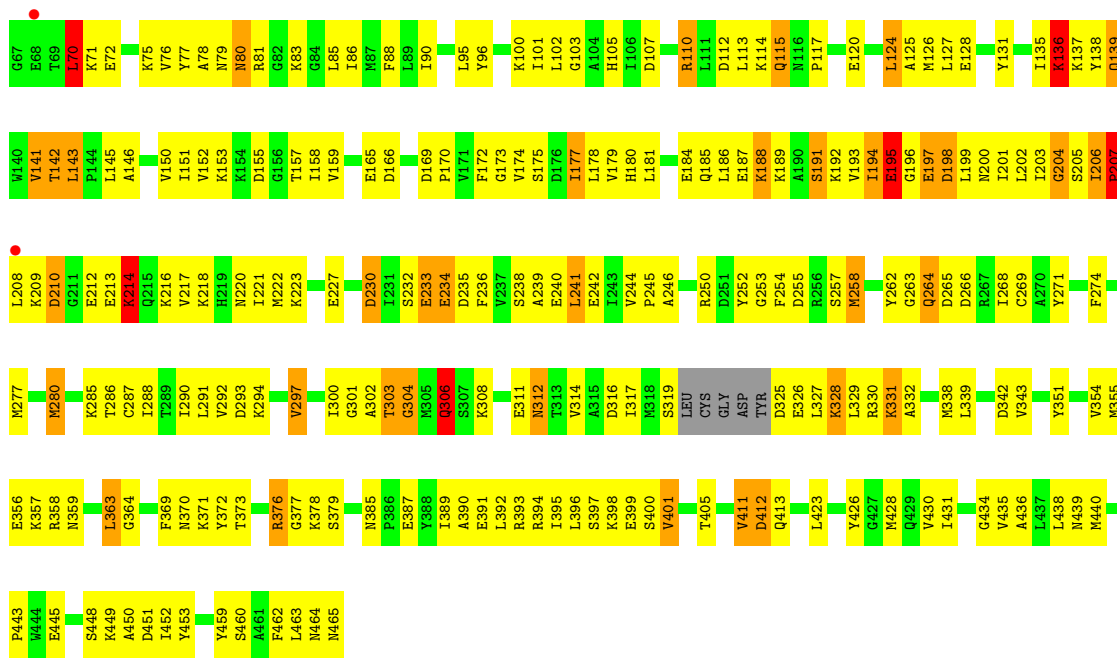


● Molecule 1: Probable M18-family aminopeptidase 1

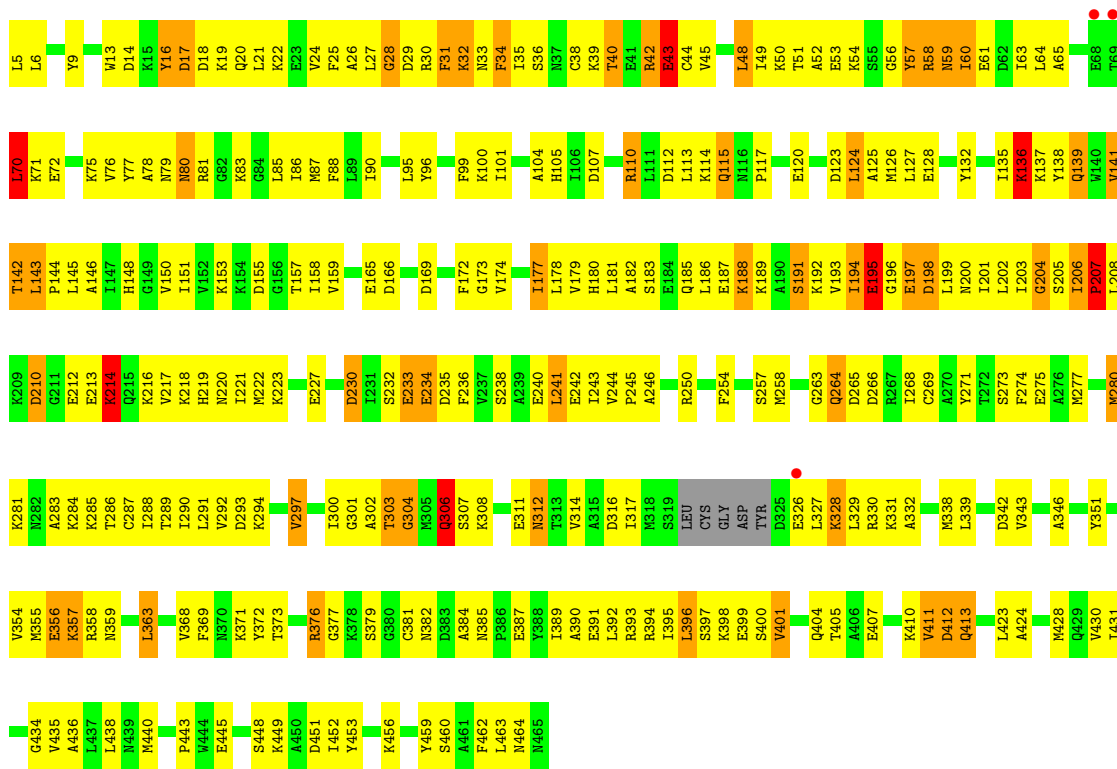


● Molecule 1: Probable M18-family aminopeptidase 1

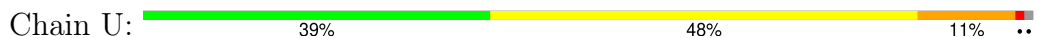




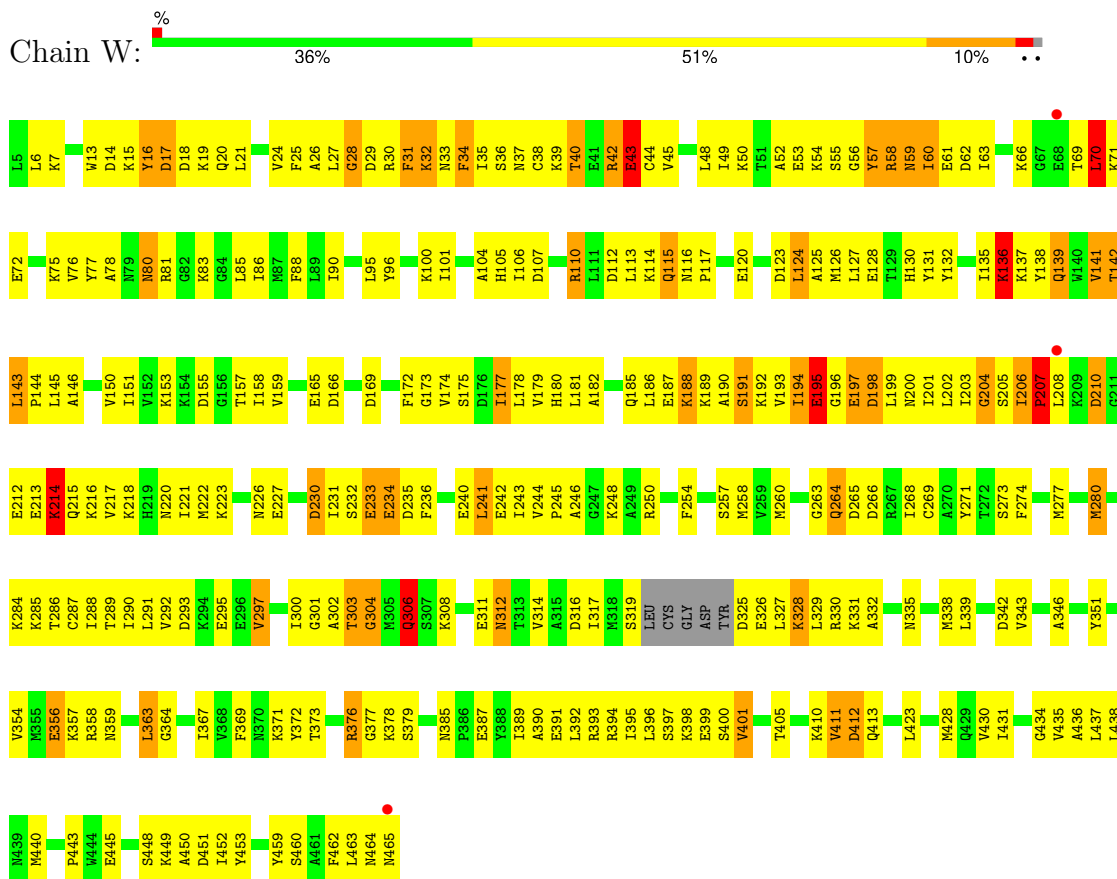
• Molecule 1: Probable M18-family aminopeptidase 1



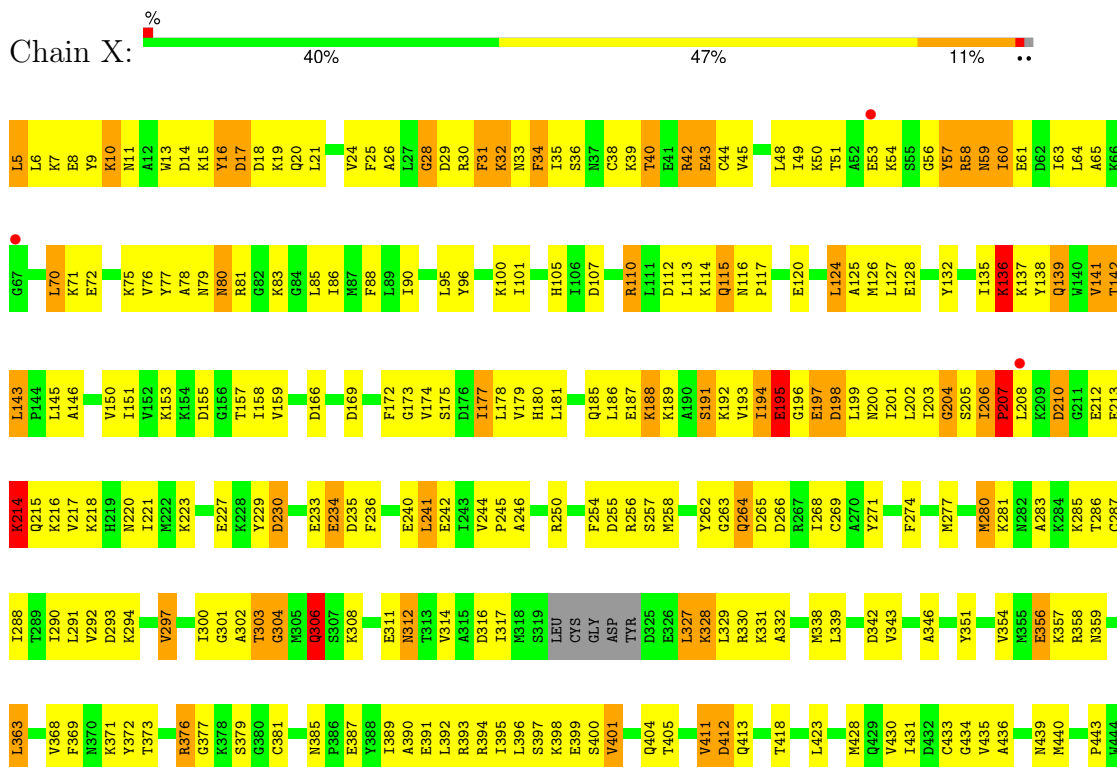
• Molecule 1: Probable M18-family aminopeptidase 1







• Molecule 1: Probable M18-family aminopeptidase 1



E445	S448	K449	A450	D451	T452	Y453	K456	Y459	S460	H61	F462	L463	N464	M465
------	------	------	------	------	------	------	------	------	------	-----	------	------	------	------

## 4 Data and refinement statistics i

Property	Value	Source
Space group	P 1	Depositor
Cell constants a, b, c, $\alpha$ , $\beta$ , $\gamma$	121.71Å 129.68Å 222.73Å 89.88° 90.00° 116.68°	Depositor
Resolution (Å)	19.95 – 3.20 19.95 – 3.20	Depositor EDS
% Data completeness (in resolution range)	60.1 (19.95-3.20) 92.9 (19.95-3.20)	Depositor EDS
$R_{merge}$	(Not available)	Depositor
$R_{sym}$	(Not available)	Depositor
$\langle I/\sigma(I) \rangle$ <sup>1</sup>	1.77 (at 3.22Å)	Xtrriage
Refinement program	CNS 1.1	Depositor
R, $R_{free}$	0.250 , 0.297 0.249 , 0.290	Depositor DCC
$R_{free}$ test set	10245 reflections (3.29%)	wwPDB-VP
Wilson B-factor (Å <sup>2</sup> )	49.7	Xtrriage
Anisotropy	0.197	Xtrriage
Bulk solvent $k_{sol}$ (e/Å <sup>3</sup> ), $B_{sol}$ (Å <sup>2</sup> )	0.26 , 21.3	EDS
L-test for twinning <sup>2</sup>	$\langle  L  \rangle = 0.48$ , $\langle L^2 \rangle = 0.31$	Xtrriage
Estimated twinning fraction	0.012 for h,-h-k,-l 0.357 for -h,-k,l 0.008 for -h,h+k,-l	Xtrriage
$F_o, F_c$ correlation	0.84	EDS
Total number of atoms	91225	wwPDB-VP
Average B, all atoms (Å <sup>2</sup> )	30.0	wwPDB-VP

Xtrriage's analysis on translational NCS is as follows: *The largest off-origin peak in the Patterson function is 2.44% of the height of the origin peak. No significant pseudotranslation is detected.*

<sup>1</sup>Intensities estimated from amplitudes.

<sup>2</sup>Theoretical values of  $\langle |L| \rangle$ ,  $\langle L^2 \rangle$  for acentric reflections are 0.5, 0.333 respectively for untwinned datasets, and 0.375, 0.2 for perfectly twinned datasets.

## 5 Model quality

### 5.1 Standard geometry

Bond lengths and bond angles in the following residue types are not validated in this section: MN

The Z score for a bond length (or angle) is the number of standard deviations the observed value is removed from the expected value. A bond length (or angle) with  $|Z| > 5$  is considered an outlier worth inspection. RMSZ is the root-mean-square of all Z scores of the bond lengths (or angles).

Mol	Chain	Bond lengths		Bond angles	
		RMSZ	# Z  >5	RMSZ	# Z  >5
1	A	0.44	0/3639	0.63	0/4893
1	B	0.43	0/3639	0.63	0/4893
1	C	0.43	0/3639	0.63	0/4893
1	D	0.44	0/3639	0.64	0/4893
1	E	0.44	0/3639	0.63	0/4893
1	F	0.45	0/3639	0.63	0/4893
1	G	0.44	0/3639	0.63	0/4893
1	H	0.46	0/3639	0.64	0/4893
1	I	0.44	0/3639	0.63	0/4893
1	J	0.44	0/3639	0.64	0/4893
1	K	0.45	0/3639	0.64	0/4893
1	L	0.43	0/3639	0.63	0/4893
1	M	0.45	0/3639	0.63	0/4893
1	N	0.43	0/3639	0.63	0/4893
1	O	0.45	0/3639	0.64	0/4893
1	P	0.44	0/3639	0.64	0/4893
1	Q	0.44	0/3639	0.63	0/4893
1	R	0.44	0/3639	0.63	0/4893
1	S	0.44	0/3639	0.63	0/4893
1	T	0.44	0/3639	0.63	0/4893
1	U	0.44	0/3639	0.64	0/4893
1	V	0.44	0/3639	0.64	0/4893
1	W	0.43	0/3639	0.64	0/4893
1	X	0.45	0/3639	0.64	0/4893
All	All	0.44	0/87336	0.63	0/117432

Chiral center outliers are detected by calculating the chiral volume of a chiral center and verifying if the center is modelled as a planar moiety or with the opposite hand. A planarity outlier is detected by checking planarity of atoms in a peptide group, atoms in a mainchain group or atoms of a sidechain that are expected to be planar.



Mol	Chain	#Chirality outliers	#Planarity outliers
1	K	0	1

There are no bond length outliers.

There are no bond angle outliers.

There are no chirality outliers.

All (1) planarity outliers are listed below:

Mol	Chain	Res	Type	Group
1	K	9	TYR	Sidechain

## 5.2 Too-close contacts [i](#)

In the following table, the Non-H and H(model) columns list the number of non-hydrogen atoms and hydrogen atoms in the chain respectively. The H(added) column lists the number of hydrogen atoms added and optimized by MolProbity. The Clashes column lists the number of clashes within the asymmetric unit, whereas Symm-Clashes lists symmetry-related clashes.

Mol	Chain	Non-H	H(model)	H(added)	Clashes	Symm-Clashes
1	A	3581	0	3567	469	0
1	B	3581	0	3567	454	0
1	C	3581	0	3567	501	0
1	D	3581	0	3567	477	1
1	E	3581	0	3567	480	1
1	F	3581	0	3567	481	0
1	G	3581	0	3567	464	0
1	H	3581	0	3567	467	0
1	I	3581	0	3567	497	0
1	J	3581	0	3567	482	0
1	K	3581	0	3567	496	1
1	L	3581	0	3567	482	0
1	M	3581	0	3567	491	0
1	N	3581	0	3567	504	0
1	O	3581	0	3567	503	0
1	P	3581	0	3567	473	0
1	Q	3581	0	3567	476	0
1	R	3581	0	3567	497	0
1	S	3581	0	3567	490	0
1	T	3581	0	3567	499	0
1	U	3581	0	3567	468	0
1	V	3581	0	3567	483	0
1	W	3581	0	3567	482	1

*Continued on next page...*

*Continued from previous page...*

Mol	Chain	Non-H	H(model)	H(added)	Clashes	Symm-Clashes
1	X	3581	0	3567	440	0
2	A	2	0	0	0	0
2	B	2	0	0	0	0
2	C	2	0	0	0	0
2	D	2	0	0	0	0
2	E	2	0	0	0	0
2	F	2	0	0	0	0
2	G	2	0	0	0	0
2	H	2	0	0	0	0
2	I	2	0	0	0	0
2	J	2	0	0	0	0
2	K	2	0	0	0	0
2	L	2	0	0	0	0
2	M	2	0	0	0	0
2	N	2	0	0	0	0
2	O	2	0	0	0	0
2	P	2	0	0	0	0
2	Q	2	0	0	0	0
2	R	2	0	0	0	0
2	S	2	0	0	0	0
2	T	2	0	0	0	0
2	U	2	0	0	0	0
2	V	2	0	0	0	0
2	W	2	0	0	0	0
2	X	2	0	0	0	0
3	A	206	0	0	50	0
3	B	187	0	0	41	0
3	C	239	0	0	87	0
3	D	238	0	0	67	0
3	E	210	0	0	72	0
3	F	219	0	0	74	0
3	G	231	0	0	65	0
3	H	215	0	0	63	0
3	I	233	0	0	80	0
3	J	237	0	0	77	0
3	K	219	0	0	69	0
3	L	222	0	0	60	0
3	M	227	0	0	64	0
3	N	246	0	0	88	0
3	O	205	0	0	68	0
3	P	208	0	0	53	0
3	Q	211	0	0	55	0

*Continued on next page...*

Continued from previous page...

Mol	Chain	Non-H	H(model)	H(added)	Clashes	Symm-Clashes
3	R	200	0	0	63	0
3	S	205	0	0	71	0
3	T	226	0	0	77	0
3	U	214	0	0	68	0
3	V	225	0	0	65	0
3	W	217	0	0	73	0
3	X	193	0	0	42	0
All	All	91225	0	85608	10349	2

The all-atom clashscore is defined as the number of clashes found per 1000 atoms (including hydrogen atoms). The all-atom clashscore for this structure is 60.

All (10349) close contacts within the same asymmetric unit are listed below, sorted by their clash magnitude.

Atom-1	Atom-2	Interatomic distance (Å)	Clash overlap (Å)
1:M:317:ILE:HD13	3:M:6168:HOH:O	1.38	1.20
1:T:87:MET:HB2	3:T:6087:HOH:O	1.52	1.08
1:F:54:LYS:HA	3:F:6039:HOH:O	1.52	1.07
1:R:235:ASP:HA	1:S:393:ARG:HH12	1.19	1.07
1:S:179:VAL:HG12	1:V:137:LYS:HG3	1.33	1.06
1:C:445:GLU:HG2	3:C:6210:HOH:O	1.55	1.05
1:S:137:LYS:HG3	1:V:179:VAL:HG12	1.37	1.05
1:J:124:LEU:HB3	1:J:203:ILE:HD12	1.39	1.04
1:S:124:LEU:HB3	1:S:203:ILE:HD12	1.38	1.04
1:E:124:LEU:HB3	1:E:203:ILE:HD12	1.39	1.04
1:Q:124:LEU:HB3	1:Q:203:ILE:HD12	1.40	1.04
1:C:455:THR:HG22	3:C:6125:HOH:O	1.58	1.03
1:G:124:LEU:HB3	1:G:203:ILE:HD12	1.39	1.03
1:U:54:LYS:HA	3:U:6043:HOH:O	1.59	1.03
1:H:305:MET:HA	3:H:6021:HOH:O	1.58	1.03
1:V:194:ILE:HG22	3:V:6094:HOH:O	1.57	1.03
1:A:235:ASP:HA	1:E:393:ARG:HH12	1.23	1.03
1:K:463:LEU:HD23	1:K:464:ASN:H	1.23	1.03
1:W:124:LEU:HB3	1:W:203:ILE:HD12	1.41	1.03
1:J:54:LYS:HA	3:J:6060:HOH:O	1.57	1.02
1:L:124:LEU:HB3	1:L:203:ILE:HD12	1.39	1.02
1:M:124:LEU:HB3	1:M:203:ILE:HD12	1.39	1.02
1:P:124:LEU:HB3	1:P:203:ILE:HD12	1.39	1.02
1:X:124:LEU:HB3	1:X:203:ILE:HD12	1.39	1.02
1:C:112:ASP:HB2	1:C:241:LEU:HB2	1.42	1.02
1:Q:463:LEU:HD23	1:Q:464:ASN:H	1.23	1.02

Continued on next page...

*Continued from previous page...*

Atom-1	Atom-2	Interatomic distance (Å)	Clash overlap (Å)
1:D:124:LEU:HB3	1:D:203:ILE:HD12	1.42	1.01
1:Q:54:LYS:HA	3:Q:6040:HOH:O	1.59	1.01
1:R:124:LEU:HB3	1:R:203:ILE:HD12	1.42	1.01
1:I:189:LYS:HZ1	1:L:192:LYS:H	1.08	1.01
1:T:112:ASP:HB2	1:T:241:LEU:HB2	1.41	1.01
1:R:463:LEU:HD23	1:R:464:ASN:H	1.25	1.01
1:H:124:LEU:HB3	1:H:203:ILE:HD12	1.41	1.01
1:K:124:LEU:HB3	1:K:203:ILE:HD12	1.42	1.00
1:H:112:ASP:HB2	1:H:241:LEU:HB2	1.43	1.00
1:P:112:ASP:HB2	1:P:241:LEU:HB2	1.43	1.00
1:R:112:ASP:HB2	1:R:241:LEU:HB2	1.43	1.00
1:B:124:LEU:HB3	1:B:203:ILE:HD12	1.39	1.00
1:C:124:LEU:HB3	1:C:203:ILE:HD12	1.43	1.00
1:F:124:LEU:HB3	1:F:203:ILE:HD12	1.40	1.00
1:H:463:LEU:HD23	1:H:464:ASN:H	1.25	1.00
1:N:124:LEU:HB3	1:N:203:ILE:HD12	1.40	1.00
1:A:124:LEU:HB3	1:A:203:ILE:HD12	1.40	1.00
1:J:112:ASP:HB2	1:J:241:LEU:HB2	1.42	1.00
1:Q:189:LYS:HZ1	1:T:192:LYS:H	1.09	1.00
1:T:124:LEU:HB3	1:T:203:ILE:HD12	1.41	1.00
1:P:368:VAL:HG13	3:P:6049:HOH:O	1.61	1.00
1:V:112:ASP:HB2	1:V:241:LEU:HB2	1.42	1.00
1:V:124:LEU:HB3	1:V:203:ILE:HD12	1.39	1.00
1:U:463:LEU:HD23	1:U:464:ASN:H	1.25	0.99
1:N:189:LYS:HZ1	1:W:192:LYS:H	1.06	0.99
1:U:124:LEU:HB3	1:U:203:ILE:HD12	1.41	0.99
1:V:235:ASP:HA	1:W:393:ARG:HH12	1.25	0.99
1:I:112:ASP:HB2	1:I:241:LEU:HB2	1.42	0.99
1:I:124:LEU:HB3	1:I:203:ILE:HD12	1.39	0.99
1:M:189:LYS:HZ1	1:P:192:LYS:H	1.03	0.99
1:A:189:LYS:HZ1	1:D:192:LYS:H	1.09	0.99
1:N:112:ASP:HB2	1:N:241:LEU:HB2	1.43	0.99
1:C:137:LYS:HG3	1:F:179:VAL:HG12	1.43	0.99
1:S:112:ASP:HB2	1:S:241:LEU:HB2	1.44	0.99
1:G:137:LYS:HG3	1:J:179:VAL:HG12	1.44	0.99
1:O:124:LEU:HB3	1:O:203:ILE:HD12	1.41	0.99
1:A:112:ASP:HB2	1:A:241:LEU:HB2	1.42	0.99
1:L:112:ASP:HB2	1:L:241:LEU:HB2	1.43	0.99
1:D:112:ASP:HB2	1:D:241:LEU:HB2	1.44	0.99
1:N:179:VAL:HG12	1:W:137:LYS:HG3	1.44	0.99
1:X:112:ASP:HB2	1:X:241:LEU:HB2	1.43	0.99

*Continued on next page...*

*Continued from previous page...*

Atom-1	Atom-2	Interatomic distance (Å)	Clash overlap (Å)
1:L:59:ASN:HB2	1:L:76:VAL:HB	1.45	0.98
1:E:179:VAL:HG12	1:H:137:LYS:HG3	1.45	0.98
1:M:463:LEU:HD23	1:M:464:ASN:H	1.25	0.98
1:O:112:ASP:HB2	1:O:241:LEU:HB2	1.44	0.98
1:O:45:VAL:HG21	3:O:6230:HOH:O	1.61	0.98
1:A:367:ILE:HB	3:A:6022:HOH:O	1.61	0.98
1:W:59:ASN:HB2	1:W:76:VAL:HB	1.45	0.98
1:N:59:ASN:HB2	1:N:76:VAL:HB	1.44	0.98
1:U:59:ASN:HB2	1:U:76:VAL:HB	1.45	0.98
1:A:463:LEU:HD23	1:A:464:ASN:H	1.29	0.98
1:C:59:ASN:HB2	1:C:76:VAL:HB	1.45	0.98
1:T:59:ASN:HB2	1:T:76:VAL:HB	1.45	0.98
1:U:137:LYS:HG3	1:X:179:VAL:HG12	1.44	0.98
1:F:393:ARG:HH12	1:H:235:ASP:HA	1.29	0.97
1:I:42:ARG:HG3	1:I:242:GLU:HG3	1.46	0.97
1:E:463:LEU:HD23	1:E:464:ASN:H	1.29	0.97
1:I:59:ASN:HB2	1:I:76:VAL:HB	1.46	0.97
1:W:112:ASP:HB2	1:W:241:LEU:HB2	1.42	0.97
1:B:59:ASN:HB2	1:B:76:VAL:HB	1.47	0.97
1:G:192:LYS:H	1:J:189:LYS:HZ1	1.12	0.97
1:A:179:VAL:HG12	1:D:137:LYS:HG3	1.43	0.97
1:R:113:LEU:O	1:R:241:LEU:HD23	1.62	0.97
1:J:368:VAL:HG13	3:J:6088:HOH:O	1.65	0.97
1:K:112:ASP:HB2	1:K:241:LEU:HB2	1.44	0.97
1:U:179:VAL:HG12	1:X:137:LYS:HG3	1.47	0.97
1:A:42:ARG:HG3	1:A:242:GLU:HG3	1.46	0.97
1:K:59:ASN:HB2	1:K:76:VAL:HB	1.45	0.97
1:F:59:ASN:HB2	1:F:76:VAL:HB	1.45	0.97
1:O:59:ASN:HB2	1:O:76:VAL:HB	1.46	0.97
1:O:192:LYS:H	1:R:189:LYS:HZ1	1.12	0.97
1:Q:112:ASP:HB2	1:Q:241:LEU:HB2	1.43	0.97
1:B:189:LYS:HZ1	1:K:192:LYS:H	0.98	0.97
1:C:113:LEU:O	1:C:241:LEU:HD23	1.65	0.97
1:F:112:ASP:HB2	1:F:241:LEU:HB2	1.46	0.96
1:M:192:LYS:H	1:P:189:LYS:HZ1	1.03	0.96
1:Q:179:VAL:HG12	1:T:137:LYS:HG3	1.47	0.96
1:E:112:ASP:HB2	1:E:241:LEU:HB2	1.44	0.96
1:E:274:PHE:HA	3:E:6104:HOH:O	1.65	0.96
1:G:59:ASN:HB2	1:G:76:VAL:HB	1.46	0.96
1:A:59:ASN:HB2	1:A:76:VAL:HB	1.47	0.96
1:E:192:LYS:H	1:H:189:LYS:HZ1	1.12	0.96

*Continued on next page...*

*Continued from previous page...*

Atom-1	Atom-2	Interatomic distance (Å)	Clash overlap (Å)
1:R:42:ARG:HG3	1:R:242:GLU:HG3	1.47	0.96
1:B:112:ASP:HB2	1:B:241:LEU:HB2	1.45	0.96
1:J:59:ASN:HB2	1:J:76:VAL:HB	1.46	0.96
1:H:59:ASN:HB2	1:H:76:VAL:HB	1.47	0.96
1:N:463:LEU:HD23	1:N:464:ASN:H	1.26	0.96
1:X:59:ASN:HB2	1:X:76:VAL:HB	1.47	0.96
1:G:463:LEU:HD23	1:G:464:ASN:H	1.30	0.96
1:I:113:LEU:O	1:I:241:LEU:HD23	1.65	0.96
1:K:42:ARG:HG3	1:K:242:GLU:HG3	1.48	0.96
1:M:59:ASN:HB2	1:M:76:VAL:HB	1.45	0.96
1:S:42:ARG:HG3	1:S:242:GLU:HG3	1.47	0.96
1:S:59:ASN:HB2	1:S:76:VAL:HB	1.47	0.96
1:T:99:PHE:HB3	3:T:6048:HOH:O	1.64	0.96
1:U:112:ASP:HB2	1:U:241:LEU:HB2	1.44	0.96
1:N:137:LYS:HG3	1:W:179:VAL:HG12	1.47	0.96
1:A:113:LEU:O	1:A:241:LEU:HD23	1.65	0.95
1:M:42:ARG:HG3	1:M:242:GLU:HG3	1.47	0.95
1:N:113:LEU:O	1:N:241:LEU:HD23	1.65	0.95
1:G:112:ASP:HB2	1:G:241:LEU:HB2	1.43	0.95
1:P:59:ASN:HB2	1:P:76:VAL:HB	1.48	0.95
1:O:189:LYS:HZ1	1:R:192:LYS:H	1.06	0.95
1:X:113:LEU:O	1:X:241:LEU:HD23	1.66	0.95
1:G:179:VAL:HG12	1:J:137:LYS:HG3	1.47	0.95
1:Q:113:LEU:O	1:Q:241:LEU:HD23	1.67	0.95
1:G:189:LYS:HZ1	1:J:192:LYS:H	1.11	0.95
1:T:42:ARG:HG3	1:T:242:GLU:HG3	1.46	0.95
1:J:113:LEU:O	1:J:241:LEU:HD23	1.67	0.95
1:U:42:ARG:HG3	1:U:242:GLU:HG3	1.48	0.95
1:D:42:ARG:HG3	1:D:242:GLU:HG3	1.46	0.95
1:O:42:ARG:HG3	1:O:242:GLU:HG3	1.48	0.95
1:Q:59:ASN:HB2	1:Q:76:VAL:HB	1.47	0.95
1:T:113:LEU:O	1:T:241:LEU:HD23	1.67	0.95
1:B:42:ARG:HG3	1:B:242:GLU:HG3	1.48	0.94
1:Q:137:LYS:HG3	1:T:179:VAL:HG12	1.49	0.94
1:P:113:LEU:O	1:P:241:LEU:HD23	1.67	0.94
1:W:42:ARG:HG3	1:W:242:GLU:HG3	1.48	0.94
1:F:113:LEU:O	1:F:241:LEU:HD23	1.67	0.94
1:M:112:ASP:HB2	1:M:241:LEU:HB2	1.45	0.94
1:B:192:LYS:H	1:K:189:LYS:HZ1	1.02	0.94
1:C:42:ARG:HG3	1:C:242:GLU:HG3	1.47	0.94
1:G:42:ARG:HG3	1:G:242:GLU:HG3	1.49	0.94

*Continued on next page...*

*Continued from previous page...*

Atom-1	Atom-2	Interatomic distance (Å)	Clash overlap (Å)
1:L:234:GLU:HG2	1:L:235:ASP:H	1.33	0.94
1:M:54:LYS:HA	3:M:6097:HOH:O	1.68	0.94
1:P:42:ARG:HG3	1:P:242:GLU:HG3	1.46	0.94
1:R:234:GLU:HG2	1:R:235:ASP:H	1.32	0.94
1:S:10:LYS:HD2	1:S:10:LYS:N	1.81	0.94
1:V:393:ARG:HH12	1:X:235:ASP:HA	1.32	0.94
1:J:42:ARG:HG3	1:J:242:GLU:HG3	1.47	0.94
1:V:59:ASN:HB2	1:V:76:VAL:HB	1.48	0.94
1:V:113:LEU:O	1:V:241:LEU:HD23	1.68	0.94
1:C:203:ILE:HB	1:F:258:MET:SD	2.08	0.94
1:D:463:LEU:HD23	1:D:464:ASN:H	1.33	0.94
1:H:113:LEU:O	1:H:241:LEU:HD23	1.67	0.94
1:B:113:LEU:O	1:B:241:LEU:HD23	1.67	0.94
1:C:192:LYS:N	1:F:189:LYS:HZ1	1.66	0.94
1:R:59:ASN:HB2	1:R:76:VAL:HB	1.46	0.94
1:D:59:ASN:HB2	1:D:76:VAL:HB	1.47	0.93
1:K:385:ASN:HB2	3:K:6183:HOH:O	1.68	0.93
1:L:113:LEU:O	1:L:241:LEU:HD23	1.68	0.93
1:I:192:LYS:H	1:L:189:LYS:HZ1	1.07	0.93
1:N:192:LYS:H	1:W:189:LYS:HZ1	1.13	0.93
1:O:404:GLN:HB2	3:O:6113:HOH:O	1.67	0.93
1:C:235:ASP:HA	1:D:393:ARG:HH12	1.34	0.93
1:M:235:ASP:HA	1:Q:393:ARG:HH12	1.33	0.93
1:S:113:LEU:O	1:S:241:LEU:HD23	1.66	0.93
1:V:431:ILE:HG13	3:V:6224:HOH:O	1.68	0.93
1:A:192:LYS:H	1:D:189:LYS:HZ1	1.15	0.93
1:B:358:ARG:HD2	3:D:6112:HOH:O	1.68	0.93
1:D:113:LEU:O	1:D:241:LEU:HD23	1.67	0.93
1:D:214:LYS:HB3	3:D:6139:HOH:O	1.65	0.93
1:E:59:ASN:HB2	1:E:76:VAL:HB	1.48	0.93
1:Q:42:ARG:HG3	1:Q:242:GLU:HG3	1.48	0.93
1:Q:207:PRO:HB3	1:Q:216:LYS:HB3	1.49	0.93
1:A:393:ARG:HH12	1:I:235:ASP:HA	1.34	0.93
1:D:268:ILE:HA	3:D:6010:HOH:O	1.68	0.93
1:O:179:VAL:HG12	1:R:137:LYS:HG3	1.48	0.93
1:O:343:VAL:HB	3:O:6201:HOH:O	1.68	0.93
1:T:430:VAL:HG21	3:T:6240:HOH:O	1.69	0.93
1:U:192:LYS:H	1:X:189:LYS:HZ1	1.07	0.93
1:H:42:ARG:HG3	1:H:242:GLU:HG3	1.46	0.93
1:K:207:PRO:HB3	1:K:216:LYS:HB3	1.48	0.93
1:N:42:ARG:HG3	1:N:242:GLU:HG3	1.49	0.93

*Continued on next page...*

*Continued from previous page...*

Atom-1	Atom-2	Interatomic distance (Å)	Clash overlap (Å)
1:P:463:LEU:HD23	1:P:464:ASN:H	1.32	0.93
1:U:113:LEU:O	1:U:241:LEU:HD23	1.67	0.93
1:D:404:GLN:HB2	3:D:6037:HOH:O	1.69	0.93
1:E:113:LEU:O	1:E:241:LEU:HD23	1.67	0.93
1:G:113:LEU:O	1:G:241:LEU:HD23	1.68	0.93
1:I:463:LEU:HD23	1:I:464:ASN:H	1.33	0.93
1:O:207:PRO:HB3	1:O:216:LYS:HB3	1.51	0.93
1:E:42:ARG:HG3	1:E:242:GLU:HG3	1.48	0.92
1:F:42:ARG:HG3	1:F:242:GLU:HG3	1.49	0.92
1:H:207:PRO:HB3	1:H:216:LYS:HB3	1.51	0.92
1:V:42:ARG:HG3	1:V:242:GLU:HG3	1.51	0.92
1:A:234:GLU:HG2	1:A:235:ASP:H	1.34	0.92
1:D:207:PRO:HB3	1:D:216:LYS:HB3	1.50	0.92
1:F:81:ARG:HB2	3:G:6102:HOH:O	1.69	0.92
1:M:11:ASN:HD21	1:M:13:TRP:HD1	1.08	0.92
1:K:113:LEU:O	1:K:241:LEU:HD23	1.68	0.92
1:D:234:GLU:HG2	1:D:235:ASP:H	1.35	0.92
1:E:235:ASP:HA	1:I:393:ARG:HH12	1.32	0.92
1:O:113:LEU:O	1:O:241:LEU:HD23	1.68	0.92
1:F:234:GLU:HG2	1:F:235:ASP:H	1.34	0.92
1:T:70:LEU:HD12	3:T:6091:HOH:O	1.69	0.92
1:W:207:PRO:HB3	1:W:216:LYS:HB3	1.50	0.92
1:C:234:GLU:HG2	1:C:235:ASP:H	1.32	0.92
1:I:137:LYS:HG3	1:L:179:VAL:HG12	1.51	0.92
1:O:445:GLU:HB3	3:O:6175:HOH:O	1.68	0.92
1:E:189:LYS:HZ1	1:H:192:LYS:H	1.12	0.91
1:J:367:ILE:HA	3:J:6116:HOH:O	1.69	0.91
1:S:234:GLU:HG2	1:S:235:ASP:H	1.32	0.91
1:L:124:LEU:HD23	1:L:124:LEU:H	1.35	0.91
1:U:234:GLU:HG2	1:U:235:ASP:H	1.34	0.91
1:N:234:GLU:HG2	1:N:235:ASP:H	1.35	0.91
1:Q:192:LYS:H	1:T:189:LYS:HZ1	1.13	0.91
1:R:207:PRO:HB3	1:R:216:LYS:HB3	1.53	0.91
1:C:192:LYS:H	1:F:189:LYS:HZ1	1.03	0.91
1:V:463:LEU:HD23	1:V:464:ASN:H	1.35	0.91
1:B:463:LEU:HD23	1:B:464:ASN:H	1.33	0.91
1:F:124:LEU:HD23	1:F:124:LEU:H	1.35	0.91
1:V:207:PRO:HB3	1:V:216:LYS:HB3	1.51	0.91
1:F:144:PRO:HG3	3:F:6141:HOH:O	1.71	0.91
1:I:433:CYS:HB2	3:I:6087:HOH:O	1.69	0.91
1:J:207:PRO:HB3	1:J:216:LYS:HB3	1.51	0.91

*Continued on next page...*



*Continued from previous page...*

Atom-1	Atom-2	Interatomic distance (Å)	Clash overlap (Å)
1:K:234:GLU:HG2	1:K:235:ASP:H	1.34	0.90
1:W:234:GLU:HG2	1:W:235:ASP:H	1.36	0.90
1:B:199:LEU:HD12	3:K:6107:HOH:O	1.71	0.90
1:I:179:VAL:HG12	1:L:137:LYS:HG3	1.50	0.90
1:L:42:ARG:HG3	1:L:242:GLU:HG3	1.50	0.90
1:T:234:GLU:HG2	1:T:235:ASP:H	1.34	0.90
1:A:137:LYS:HG3	1:D:179:VAL:HG12	1.51	0.90
1:M:393:ARG:HH12	1:U:235:ASP:HA	1.35	0.90
1:O:137:LYS:HG3	1:R:179:VAL:HG12	1.52	0.90
1:W:113:LEU:O	1:W:241:LEU:HD23	1.71	0.90
1:E:234:GLU:HG2	1:E:235:ASP:H	1.35	0.90
1:G:235:ASP:HA	1:H:393:ARG:HH12	1.36	0.90
1:P:5:LEU:N	1:P:5:LEU:HD23	1.86	0.90
1:U:328:LYS:O	1:U:329:LEU:HG	1.72	0.90
1:B:328:LYS:O	1:B:329:LEU:HG	1.72	0.90
1:I:124:LEU:HD23	1:I:124:LEU:H	1.37	0.90
1:L:207:PRO:HB3	1:L:216:LYS:HB3	1.52	0.90
1:M:113:LEU:O	1:M:241:LEU:HD23	1.71	0.90
1:E:137:LYS:HG3	1:H:179:VAL:HG12	1.52	0.90
1:P:234:GLU:HG2	1:P:235:ASP:H	1.36	0.90
1:E:192:LYS:N	1:H:189:LYS:HZ1	1.69	0.90
1:J:463:LEU:HD23	1:J:464:ASN:H	1.35	0.90
1:U:63:ILE:HG21	3:U:6250:HOH:O	1.72	0.90
1:G:234:GLU:HG2	1:G:235:ASP:H	1.36	0.90
1:H:54:LYS:HB3	3:H:6019:HOH:O	1.70	0.90
1:M:207:PRO:HB3	1:M:216:LYS:HB3	1.51	0.90
1:B:207:PRO:HB3	1:B:216:LYS:HB3	1.52	0.90
1:W:124:LEU:HD23	1:W:124:LEU:H	1.34	0.90
1:F:207:PRO:HB3	1:F:216:LYS:HB3	1.53	0.89
1:O:142:THR:HG21	1:R:443:PRO:HD2	1.53	0.89
1:R:273:SER:HB2	3:R:6217:HOH:O	1.71	0.89
1:K:30:ARG:HG3	1:K:449:LYS:HE2	1.54	0.89
1:T:277:MET:HG2	3:T:6087:HOH:O	1.71	0.89
1:V:234:GLU:HG2	1:V:235:ASP:H	1.37	0.89
1:A:235:ASP:HA	1:E:393:ARG:NH1	1.87	0.89
1:K:235:ASP:HA	1:L:393:ARG:HH12	1.37	0.89
1:X:65:ALA:HB1	3:X:6078:HOH:O	1.72	0.89
1:B:124:LEU:HD23	1:B:124:LEU:H	1.36	0.89
1:O:234:GLU:HG2	1:O:235:ASP:H	1.34	0.89
1:J:124:LEU:HD23	1:J:124:LEU:H	1.37	0.89
1:R:165:GLU:HG3	3:R:6168:HOH:O	1.73	0.89

*Continued on next page...*

*Continued from previous page...*

Atom-1	Atom-2	Interatomic distance (Å)	Clash overlap (Å)
1:U:189:LYS:HZ1	1:X:192:LYS:H	1.16	0.89
1:B:179:VAL:HG12	1:K:137:LYS:HG3	1.55	0.89
1:B:189:LYS:HZ1	1:K:192:LYS:N	1.71	0.89
1:K:251:ASP:HA	3:K:6137:HOH:O	1.73	0.89
1:M:234:GLU:HG2	1:M:235:ASP:H	1.36	0.89
1:O:418:THR:HG22	3:O:6140:HOH:O	1.72	0.89
1:B:234:GLU:HG2	1:B:235:ASP:H	1.36	0.89
1:N:393:ARG:HH12	1:P:235:ASP:HA	1.33	0.89
1:T:124:LEU:HD23	1:T:124:LEU:H	1.36	0.89
1:X:207:PRO:HB3	1:X:216:LYS:HB3	1.54	0.89
1:J:235:ASP:HA	1:K:393:ARG:HH12	1.36	0.89
1:V:124:LEU:HD23	1:V:124:LEU:H	1.35	0.89
1:A:124:LEU:HD23	1:A:124:LEU:H	1.38	0.89
1:R:452:ILE:HA	3:R:6229:HOH:O	1.73	0.89
1:X:42:ARG:HG3	1:X:242:GLU:HG3	1.51	0.89
1:M:124:LEU:H	1:M:124:LEU:HD23	1.38	0.89
1:V:115:GLN:HG3	3:W:6075:HOH:O	1.71	0.89
1:Q:234:GLU:HG2	1:Q:235:ASP:H	1.35	0.88
1:E:328:LYS:O	1:E:329:LEU:HG	1.73	0.88
1:H:54:LYS:HA	3:H:6103:HOH:O	1.71	0.88
1:O:463:LEU:HD23	1:O:464:ASN:H	1.38	0.88
1:Q:124:LEU:HD23	1:Q:124:LEU:H	1.37	0.88
1:W:30:ARG:HG3	1:W:449:LYS:HE2	1.53	0.88
1:A:207:PRO:HB3	1:A:216:LYS:HB3	1.53	0.88
1:C:189:LYS:HZ1	1:F:192:LYS:H	1.17	0.88
1:L:328:LYS:O	1:L:329:LEU:HG	1.73	0.88
1:T:207:PRO:HB3	1:T:216:LYS:HB3	1.52	0.88
1:T:328:LYS:O	1:T:329:LEU:HG	1.72	0.88
1:X:288:ILE:HB	3:X:6235:HOH:O	1.73	0.88
1:G:328:LYS:O	1:G:329:LEU:HG	1.74	0.88
1:H:234:GLU:HG2	1:H:235:ASP:H	1.37	0.88
1:I:207:PRO:HB3	1:I:216:LYS:HB3	1.54	0.88
1:V:328:LYS:O	1:V:329:LEU:HG	1.73	0.88
1:G:207:PRO:HB3	1:G:216:LYS:HB3	1.54	0.88
1:I:234:GLU:HG2	1:I:235:ASP:H	1.37	0.88
1:K:124:LEU:HD23	1:K:124:LEU:H	1.39	0.88
1:X:328:LYS:O	1:X:329:LEU:HG	1.73	0.88
1:C:179:VAL:HG12	1:F:137:LYS:HG3	1.52	0.88
1:P:207:PRO:HB3	1:P:216:LYS:HB3	1.56	0.88
1:S:181:LEU:HD23	1:V:354:VAL:HG22	1.53	0.88
1:V:192:LYS:HD3	3:V:6216:HOH:O	1.73	0.88

*Continued on next page...*

*Continued from previous page...*

Atom-1	Atom-2	Interatomic distance (Å)	Clash overlap (Å)
1:H:124:LEU:HD23	1:H:124:LEU:H	1.37	0.88
3:M:6216:HOH:O	1:Q:411:VAL:HG23	1.71	0.88
1:R:235:ASP:HA	1:S:393:ARG:NH1	1.89	0.88
1:E:124:LEU:H	1:E:124:LEU:HD23	1.38	0.88
1:I:26:ALA:HB1	3:I:6022:HOH:O	1.73	0.88
1:Q:189:LYS:HZ1	1:T:192:LYS:N	1.72	0.88
1:U:329:LEU:HD21	3:U:6162:HOH:O	1.74	0.88
1:X:234:GLU:HG2	1:X:235:ASP:H	1.37	0.88
1:H:328:LYS:O	1:H:329:LEU:HG	1.74	0.88
1:O:124:LEU:HD23	1:O:124:LEU:H	1.38	0.88
1:U:136:LYS:HD2	3:U:6047:HOH:O	1.73	0.88
1:X:463:LEU:HD23	1:X:464:ASN:H	1.38	0.88
1:F:30:ARG:HG3	1:F:449:LYS:HE2	1.54	0.87
1:M:137:LYS:HG3	1:P:179:VAL:HG12	1.55	0.87
1:Q:30:ARG:HG3	1:Q:449:LYS:HE2	1.56	0.87
1:K:328:LYS:O	1:K:329:LEU:HG	1.73	0.87
1:M:192:LYS:N	1:P:189:LYS:HZ1	1.71	0.87
1:O:189:LYS:HZ1	1:R:192:LYS:N	1.71	0.87
1:S:30:ARG:HG3	1:S:449:LYS:HE2	1.56	0.87
1:S:328:LYS:O	1:S:329:LEU:HG	1.74	0.87
1:X:124:LEU:HD23	1:X:124:LEU:H	1.39	0.87
1:C:203:ILE:HG22	1:F:257:SER:OG	1.74	0.87
1:G:30:ARG:HG3	1:G:449:LYS:HE2	1.55	0.87
1:I:328:LYS:O	1:I:329:LEU:HG	1.74	0.87
1:S:233:GLU:HB2	1:T:6:LEU:HA	1.56	0.87
1:U:65:ALA:HB1	3:U:6109:HOH:O	1.74	0.87
1:B:192:LYS:N	1:K:189:LYS:HZ1	1.72	0.87
1:P:26:ALA:HB1	3:P:6092:HOH:O	1.73	0.87
1:S:189:LYS:HZ1	1:V:192:LYS:H	1.20	0.87
1:L:30:ARG:HG3	1:L:449:LYS:HE2	1.56	0.87
1:N:124:LEU:HD23	1:N:124:LEU:H	1.37	0.87
1:U:124:LEU:H	1:U:124:LEU:HD23	1.37	0.87
1:B:30:ARG:HG3	1:B:449:LYS:HE2	1.55	0.87
1:E:207:PRO:HB3	1:E:216:LYS:HB3	1.56	0.87
1:I:202:LEU:HD13	1:I:221:ILE:HD13	1.57	0.87
1:P:124:LEU:HD23	1:P:124:LEU:H	1.36	0.87
1:S:124:LEU:HD23	1:S:124:LEU:H	1.39	0.87
1:M:179:VAL:HG12	1:P:137:LYS:HG3	1.57	0.87
1:N:30:ARG:HG3	1:N:449:LYS:HE2	1.55	0.87
1:N:207:PRO:HB3	1:N:216:LYS:HB3	1.55	0.87
1:R:328:LYS:O	1:R:329:LEU:HG	1.74	0.87

*Continued on next page...*

*Continued from previous page...*

Atom-1	Atom-2	Interatomic distance (Å)	Clash overlap (Å)
1:B:135:ILE:O	1:B:137:LYS:N	2.08	0.87
1:I:258:MET:SD	1:L:203:ILE:HB	2.15	0.87
1:W:328:LYS:O	1:W:329:LEU:HG	1.75	0.87
1:P:328:LYS:O	1:P:329:LEU:HG	1.74	0.87
1:R:124:LEU:HD23	1:R:124:LEU:H	1.37	0.87
1:S:207:PRO:HB3	1:S:216:LYS:HB3	1.54	0.87
1:V:30:ARG:HG3	1:V:449:LYS:HE2	1.57	0.87
1:R:30:ARG:HG3	1:R:449:LYS:HE2	1.57	0.86
1:J:234:GLU:HG2	1:J:235:ASP:H	1.36	0.86
1:C:207:PRO:HB3	1:C:216:LYS:HB3	1.55	0.86
1:H:30:ARG:HG3	1:H:449:LYS:HE2	1.57	0.86
1:M:97:THR:HG22	3:M:6105:HOH:O	1.75	0.86
1:M:258:MET:SD	1:P:203:ILE:HB	2.16	0.86
1:Q:24:VAL:HG11	3:Q:6116:HOH:O	1.76	0.86
1:Q:328:LYS:O	1:Q:329:LEU:HG	1.73	0.86
1:U:30:ARG:HG3	1:U:449:LYS:HE2	1.55	0.86
1:V:202:LEU:HA	3:V:6207:HOH:O	1.75	0.86
1:A:135:ILE:O	1:A:137:LYS:N	2.08	0.86
1:D:30:ARG:HG3	1:D:449:LYS:HE2	1.57	0.86
1:G:124:LEU:HD23	1:G:124:LEU:H	1.38	0.86
1:N:189:LYS:HZ1	1:W:192:LYS:N	1.73	0.86
1:X:26:ALA:HB1	3:X:6116:HOH:O	1.76	0.86
1:A:328:LYS:O	1:A:329:LEU:HG	1.74	0.86
1:C:328:LYS:O	1:C:329:LEU:HG	1.74	0.86
1:F:139:GLN:HA	3:F:6207:HOH:O	1.75	0.86
1:U:207:PRO:HB3	1:U:216:LYS:HB3	1.53	0.86
1:F:135:ILE:O	1:F:137:LYS:N	2.09	0.86
1:M:30:ARG:HG3	1:M:449:LYS:HE2	1.54	0.86
1:U:30:ARG:HG3	1:U:449:LYS:CE	2.06	0.86
1:F:63:ILE:HA	3:F:6153:HOH:O	1.75	0.86
1:K:26:ALA:HB1	3:K:6056:HOH:O	1.75	0.86
1:F:328:LYS:O	1:F:329:LEU:HG	1.75	0.86
1:J:212:GLU:HG2	3:J:6065:HOH:O	1.74	0.86
1:K:30:ARG:HG3	1:K:449:LYS:CE	2.06	0.86
1:R:202:LEU:HD13	1:R:221:ILE:HD13	1.58	0.86
1:U:192:LYS:N	1:X:189:LYS:HZ1	1.74	0.86
1:F:6:LEU:HA	1:H:233:GLU:HB2	1.58	0.86
1:M:30:ARG:HG3	1:M:449:LYS:CE	2.06	0.86
1:R:196:GLY:C	1:R:197:GLU:OE2	2.14	0.86
1:B:30:ARG:HG3	1:B:449:LYS:CE	2.06	0.85
1:D:328:LYS:O	1:D:329:LEU:HG	1.75	0.85

*Continued on next page...*

*Continued from previous page...*

Atom-1	Atom-2	Interatomic distance (Å)	Clash overlap (Å)
1:F:363:LEU:HD23	1:F:448:SER:HB2	1.58	0.85
1:N:135:ILE:O	1:N:137:LYS:N	2.09	0.85
1:O:130:HIS:HB3	3:P:6190:HOH:O	1.76	0.85
1:S:463:LEU:HD23	1:S:464:ASN:H	1.41	0.85
1:V:42:ARG:O	1:V:44:CYS:N	2.09	0.85
1:W:288:ILE:HB	3:W:6111:HOH:O	1.75	0.85
1:F:30:ARG:HG3	1:F:449:LYS:CE	2.06	0.85
1:J:60:ILE:HG23	1:J:61:GLU:H	1.41	0.85
1:J:328:LYS:O	1:J:329:LEU:HG	1.75	0.85
1:T:463:LEU:HD23	1:T:464:ASN:H	1.41	0.85
1:W:463:LEU:HD23	1:W:464:ASN:H	1.41	0.85
1:N:328:LYS:O	1:N:329:LEU:HG	1.75	0.85
1:O:328:LYS:O	1:O:329:LEU:HG	1.76	0.85
1:M:216:LYS:HE2	3:M:6110:HOH:O	1.75	0.85
1:X:30:ARG:HG3	1:X:449:LYS:HE2	1.55	0.85
1:I:203:ILE:HG22	1:L:257:SER:OG	1.75	0.85
1:M:328:LYS:O	1:M:329:LEU:HG	1.76	0.85
1:W:363:LEU:HD23	1:W:448:SER:HB2	1.59	0.85
1:B:235:ASP:HA	1:C:393:ARG:HH12	1.41	0.85
1:D:124:LEU:HD23	1:D:124:LEU:H	1.39	0.85
1:K:54:LYS:HA	3:K:6174:HOH:O	1.76	0.85
1:S:30:ARG:HG3	1:S:449:LYS:CE	2.07	0.85
1:S:257:SER:OG	1:V:203:ILE:HG22	1.77	0.85
1:T:407:GLU:HB2	3:T:6234:HOH:O	1.75	0.85
1:J:135:ILE:O	1:J:137:LYS:N	2.10	0.85
1:M:26:ALA:HB1	3:M:6032:HOH:O	1.75	0.85
1:M:203:ILE:HG22	1:P:257:SER:OG	1.76	0.85
1:O:102:LEU:HB3	3:O:6229:HOH:O	1.77	0.85
1:O:135:ILE:O	1:O:137:LYS:N	2.09	0.85
1:S:331:LYS:HD2	3:S:6155:HOH:O	1.76	0.85
1:K:308:LYS:HG2	3:L:6157:HOH:O	1.77	0.85
1:L:30:ARG:HG3	1:L:449:LYS:CE	2.07	0.85
1:M:189:LYS:HZ1	1:P:192:LYS:N	1.73	0.84
1:M:363:LEU:HD23	1:M:448:SER:HB2	1.59	0.84
1:N:235:ASP:HA	1:O:393:ARG:HH12	1.42	0.84
1:C:292:VAL:HG22	3:C:6110:HOH:O	1.76	0.84
1:G:192:LYS:HB3	1:J:189:LYS:HZ2	1.42	0.84
1:I:196:GLY:C	1:I:197:GLU:OE2	2.16	0.84
1:N:30:ARG:HG3	1:N:449:LYS:CE	2.07	0.84
1:P:135:ILE:O	1:P:137:LYS:N	2.10	0.84
1:C:124:LEU:HD23	1:C:124:LEU:H	1.40	0.84

*Continued on next page...*

*Continued from previous page...*

Atom-1	Atom-2	Interatomic distance (Å)	Clash overlap (Å)
1:X:244:VAL:HG13	1:X:245:PRO:HD2	1.58	0.84
1:E:135:ILE:O	1:E:137:LYS:N	2.10	0.84
1:G:135:ILE:O	1:G:137:LYS:N	2.11	0.84
1:I:30:ARG:HG3	1:I:449:LYS:HE2	1.59	0.84
1:R:194:ILE:HG22	3:R:6210:HOH:O	1.76	0.84
1:V:235:ASP:HA	1:W:393:ARG:NH1	1.92	0.84
1:D:135:ILE:O	1:D:137:LYS:N	2.11	0.84
3:G:6163:HOH:O	1:J:177:ILE:HB	1.77	0.84
1:I:135:ILE:O	1:I:137:LYS:N	2.10	0.84
1:N:258:MET:SD	1:W:203:ILE:HB	2.17	0.84
1:X:30:ARG:HG3	1:X:449:LYS:CE	2.08	0.84
1:E:30:ARG:HG3	1:E:449:LYS:CE	2.07	0.84
1:G:338:MET:HE1	3:G:6245:HOH:O	1.77	0.84
1:H:135:ILE:O	1:H:137:LYS:N	2.11	0.84
1:J:63:ILE:HB	3:J:6101:HOH:O	1.75	0.84
1:K:328:LYS:NZ	1:L:328:LYS:HG3	1.93	0.84
1:Q:60:ILE:HG23	1:Q:61:GLU:H	1.41	0.84
1:G:65:ALA:HB1	3:G:6094:HOH:O	1.77	0.84
1:J:393:ARG:HH12	1:L:235:ASP:HA	1.43	0.84
1:O:60:ILE:HG23	1:O:61:GLU:H	1.43	0.84
1:R:135:ILE:O	1:R:137:LYS:N	2.11	0.84
1:W:244:VAL:HG13	1:W:245:PRO:HD2	1.57	0.84
1:C:363:LEU:HD23	1:C:448:SER:HB2	1.59	0.84
1:G:88:PHE:HA	1:G:288:ILE:HG22	1.59	0.84
1:N:192:LYS:N	1:W:189:LYS:HZ1	1.75	0.84
1:O:363:LEU:HD23	1:O:448:SER:HB2	1.60	0.84
1:S:363:LEU:HD23	1:S:448:SER:HB2	1.60	0.84
1:T:135:ILE:O	1:T:137:LYS:N	2.11	0.84
1:N:363:LEU:HD23	1:N:448:SER:HB2	1.60	0.84
1:O:258:MET:SD	1:R:203:ILE:HB	2.17	0.84
1:W:214:LYS:HB2	3:W:6148:HOH:O	1.78	0.84
1:X:135:ILE:O	1:X:137:LYS:N	2.10	0.84
1:G:30:ARG:HG3	1:G:449:LYS:CE	2.08	0.83
1:H:200:ASN:HB2	3:H:6059:HOH:O	1.78	0.83
1:O:48:LEU:HD23	3:O:6212:HOH:O	1.77	0.83
1:P:60:ILE:HG23	1:P:61:GLU:H	1.43	0.83
1:V:196:GLY:C	1:V:197:GLU:OE2	2.16	0.83
1:E:30:ARG:HG3	1:E:449:LYS:HE2	1.58	0.83
1:I:443:PRO:HD2	1:L:142:THR:HG21	1.60	0.83
1:M:7:LYS:HD3	1:M:7:LYS:H	1.43	0.83
1:O:30:ARG:HG3	1:O:449:LYS:HE2	1.57	0.83

*Continued on next page...*

*Continued from previous page...*

Atom-1	Atom-2	Interatomic distance (Å)	Clash overlap (Å)
1:W:135:ILE:O	1:W:137:LYS:N	2.11	0.83
1:X:88:PHE:HA	1:X:288:ILE:HG22	1.59	0.83
1:D:30:ARG:HG3	1:D:449:LYS:CE	2.08	0.83
1:S:60:ILE:HG23	1:S:61:GLU:H	1.44	0.83
1:H:30:ARG:HG3	1:H:449:LYS:CE	2.08	0.83
1:O:42:ARG:O	1:O:44:CYS:N	2.11	0.83
1:P:363:LEU:HD23	1:P:448:SER:HB2	1.60	0.83
1:Q:196:GLY:C	1:Q:197:GLU:OE2	2.17	0.83
1:U:363:LEU:HD23	1:U:448:SER:HB2	1.60	0.83
1:W:30:ARG:HG3	1:W:449:LYS:CE	2.07	0.83
1:I:192:LYS:N	1:L:189:LYS:HZ1	1.74	0.83
1:V:135:ILE:O	1:V:137:LYS:N	2.11	0.83
1:A:42:ARG:O	1:A:44:CYS:N	2.11	0.83
1:A:60:ILE:HG23	1:A:61:GLU:H	1.43	0.83
1:C:42:ARG:O	1:C:44:CYS:N	2.11	0.83
1:I:30:ARG:HG3	1:I:449:LYS:CE	2.09	0.83
1:J:30:ARG:HG3	1:J:449:LYS:HE2	1.59	0.83
1:N:60:ILE:HG23	1:N:61:GLU:H	1.43	0.83
1:P:30:ARG:HG3	1:P:449:LYS:HE2	1.60	0.83
1:V:30:ARG:HG3	1:V:449:LYS:CE	2.08	0.83
1:B:257:SER:OG	1:K:203:ILE:HG22	1.79	0.83
1:C:30:ARG:HG3	1:C:449:LYS:HE2	1.58	0.83
1:D:363:LEU:HD23	1:D:448:SER:HB2	1.60	0.83
1:G:203:ILE:HG22	1:J:257:SER:OG	1.78	0.83
1:I:222:MET:HA	3:I:6120:HOH:O	1.79	0.83
1:L:135:ILE:O	1:L:137:LYS:N	2.11	0.83
1:P:42:ARG:O	1:P:44:CYS:N	2.11	0.83
1:X:42:ARG:O	1:X:44:CYS:N	2.12	0.83
1:B:137:LYS:HG3	1:K:179:VAL:HG12	1.60	0.83
1:D:42:ARG:O	1:D:44:CYS:N	2.11	0.83
1:Q:30:ARG:HG3	1:Q:449:LYS:CE	2.08	0.83
1:C:135:ILE:O	1:C:137:LYS:N	2.12	0.83
1:I:42:ARG:O	1:I:44:CYS:N	2.12	0.83
1:J:42:ARG:O	1:J:44:CYS:N	2.12	0.83
1:S:196:GLY:C	1:S:197:GLU:OE2	2.17	0.83
1:T:30:ARG:HG3	1:T:449:LYS:CE	2.09	0.83
1:T:60:ILE:HG23	1:T:61:GLU:H	1.41	0.83
1:X:363:LEU:HD23	1:X:448:SER:HB2	1.59	0.83
1:C:30:ARG:HG3	1:C:449:LYS:CE	2.09	0.83
1:D:60:ILE:HG23	1:D:61:GLU:H	1.43	0.83
1:E:42:ARG:HD3	3:E:6119:HOH:O	1.78	0.83

*Continued on next page...*

*Continued from previous page...*

Atom-1	Atom-2	Interatomic distance (Å)	Clash overlap (Å)
1:N:203:ILE:HB	1:W:258:MET:SD	2.19	0.83
1:Q:462:PHE:HE2	3:Q:6203:HOH:O	1.61	0.83
1:T:30:ARG:HG3	1:T:449:LYS:HE2	1.60	0.83
1:V:190:ALA:HB1	3:W:6122:HOH:O	1.78	0.83
1:B:42:ARG:O	1:B:44:CYS:N	2.12	0.82
1:R:277:MET:HE1	1:R:288:ILE:HA	1.60	0.82
1:W:60:ILE:HG23	1:W:61:GLU:H	1.44	0.82
1:E:60:ILE:HG23	1:E:61:GLU:H	1.44	0.82
1:F:202:LEU:HD13	1:F:221:ILE:HD13	1.61	0.82
1:N:42:ARG:O	1:N:44:CYS:N	2.12	0.82
1:T:202:LEU:HD13	1:T:221:ILE:HD13	1.59	0.82
1:U:60:ILE:HG23	1:U:61:GLU:H	1.44	0.82
1:W:202:LEU:HD13	1:W:221:ILE:HD13	1.60	0.82
1:D:196:GLY:C	1:D:197:GLU:OE2	2.17	0.82
1:Q:363:LEU:HD23	1:Q:448:SER:HB2	1.61	0.82
1:V:233:GLU:HB2	1:W:6:LEU:HA	1.61	0.82
1:E:196:GLY:C	1:E:197:GLU:OE2	2.18	0.82
1:F:60:ILE:HG23	1:F:61:GLU:H	1.43	0.82
1:G:60:ILE:HG23	1:G:61:GLU:H	1.43	0.82
1:J:196:GLY:C	1:J:197:GLU:OE2	2.18	0.82
1:A:30:ARG:HG3	1:A:449:LYS:HE2	1.60	0.82
1:B:244:VAL:HG13	1:B:245:PRO:HD2	1.61	0.82
1:B:363:LEU:HD23	1:B:448:SER:HB2	1.61	0.82
1:E:385:ASN:HB2	3:E:6174:HOH:O	1.77	0.82
1:I:288:ILE:HG12	3:I:6105:HOH:O	1.79	0.82
1:I:363:LEU:HD23	1:I:448:SER:HB2	1.60	0.82
3:M:6060:HOH:O	1:Q:394:ARG:HD3	1.78	0.82
1:P:30:ARG:HG3	1:P:449:LYS:CE	2.10	0.82
1:S:42:ARG:O	1:S:44:CYS:N	2.11	0.82
1:S:135:ILE:O	1:S:137:LYS:N	2.12	0.82
1:C:443:PRO:HD2	1:F:142:THR:HG21	1.58	0.82
1:J:363:LEU:HD23	1:J:448:SER:HB2	1.60	0.82
1:S:202:LEU:HD13	1:S:221:ILE:HD13	1.60	0.82
1:W:196:GLY:C	1:W:197:GLU:OE2	2.17	0.82
1:X:338:MET:HB2	1:X:428:MET:HE1	1.62	0.82
1:E:258:MET:SD	1:H:203:ILE:HB	2.20	0.82
1:K:202:LEU:HD13	1:K:221:ILE:HD13	1.62	0.82
1:O:30:ARG:HG3	1:O:449:LYS:CE	2.09	0.82
1:Q:135:ILE:O	1:Q:137:LYS:N	2.12	0.82
1:E:189:LYS:HZ1	1:H:192:LYS:N	1.78	0.82
1:L:288:ILE:HB	3:L:6114:HOH:O	1.78	0.82

*Continued on next page...*



*Continued from previous page...*

Atom-1	Atom-2	Interatomic distance (Å)	Clash overlap (Å)
1:P:88:PHE:HA	1:P:288:ILE:HG22	1.61	0.82
1:R:60:ILE:HG23	1:R:61:GLU:H	1.43	0.82
1:W:54:LYS:HA	3:W:6083:HOH:O	1.78	0.82
1:G:154:LYS:N	3:G:6109:HOH:O	2.12	0.82
1:M:203:ILE:HB	1:P:258:MET:SD	2.19	0.82
1:R:30:ARG:HG3	1:R:449:LYS:CE	2.09	0.82
1:R:288:ILE:HB	3:R:6101:HOH:O	1.78	0.82
1:S:192:LYS:H	1:V:189:LYS:HZ1	1.26	0.82
1:T:42:ARG:O	1:T:44:CYS:N	2.13	0.82
1:U:203:ILE:HG22	1:X:257:SER:OG	1.80	0.82
1:E:257:SER:OG	1:H:203:ILE:HG22	1.79	0.82
1:F:393:ARG:NH1	1:H:235:ASP:HA	1.94	0.82
1:I:60:ILE:HG23	1:I:61:GLU:H	1.43	0.82
1:U:196:GLY:C	1:U:197:GLU:OE2	2.18	0.82
1:V:88:PHE:HA	1:V:288:ILE:HG22	1.60	0.82
1:W:235:ASP:HA	1:X:393:ARG:HH12	1.45	0.82
1:G:363:LEU:HD23	1:G:448:SER:HB2	1.61	0.81
1:L:42:ARG:O	1:L:44:CYS:N	2.12	0.81
1:M:42:ARG:O	1:M:44:CYS:N	2.13	0.81
1:U:135:ILE:O	1:U:137:LYS:N	2.11	0.81
1:A:258:MET:SD	1:D:203:ILE:HB	2.20	0.81
1:G:42:ARG:O	1:G:44:CYS:N	2.13	0.81
1:N:244:VAL:HG13	1:N:245:PRO:HD2	1.60	0.81
1:O:203:ILE:HB	1:R:258:MET:SD	2.20	0.81
1:U:30:ARG:HA	3:U:6200:HOH:O	1.80	0.81
1:U:244:VAL:HG13	1:U:245:PRO:HD2	1.62	0.81
1:H:60:ILE:HG23	1:H:61:GLU:H	1.44	0.81
1:I:88:PHE:HA	1:I:288:ILE:HG22	1.63	0.81
1:K:196:GLY:C	1:K:197:GLU:OE2	2.18	0.81
1:K:363:LEU:HD23	1:K:448:SER:HB2	1.60	0.81
1:L:58:ARG:HD2	3:L:6239:HOH:O	1.80	0.81
1:O:257:SER:OG	1:R:203:ILE:HG22	1.80	0.81
1:Q:42:ARG:O	1:Q:44:CYS:N	2.13	0.81
1:Q:203:ILE:HB	1:T:258:MET:SD	2.20	0.81
1:L:60:ILE:HG23	1:L:61:GLU:H	1.43	0.81
1:X:60:ILE:HG23	1:X:61:GLU:H	1.44	0.81
1:D:443:PRO:HG2	3:D:6098:HOH:O	1.79	0.81
1:H:42:ARG:O	1:H:44:CYS:N	2.13	0.81
1:J:30:ARG:HG3	1:J:449:LYS:CE	2.08	0.81
1:K:42:ARG:O	1:K:44:CYS:N	2.14	0.81
1:Q:257:SER:OG	1:T:203:ILE:HG22	1.80	0.81

*Continued on next page...*

*Continued from previous page...*

Atom-1	Atom-2	Interatomic distance (Å)	Clash overlap (Å)
1:E:42:ARG:O	1:E:44:CYS:N	2.13	0.81
1:F:196:GLY:C	1:F:197:GLU:OE2	2.19	0.81
1:H:244:VAL:HG13	1:H:245:PRO:HD2	1.63	0.81
1:R:42:ARG:O	1:R:44:CYS:N	2.13	0.81
1:A:30:ARG:HG3	1:A:449:LYS:CE	2.10	0.81
1:A:181:LEU:HD23	1:D:354:VAL:HG22	1.62	0.81
1:C:195:GLU:HG2	1:C:197:GLU:H	1.45	0.81
1:C:202:LEU:HD13	1:C:221:ILE:HD13	1.62	0.81
1:C:244:VAL:HG13	1:C:245:PRO:HD2	1.61	0.81
1:N:54:LYS:HA	3:N:6042:HOH:O	1.81	0.81
1:O:443:PRO:HD2	1:R:142:THR:HG21	1.61	0.81
1:U:88:PHE:HA	1:U:288:ILE:HG22	1.63	0.81
1:W:63:ILE:HA	3:W:6127:HOH:O	1.79	0.81
1:B:60:ILE:HG23	1:B:61:GLU:H	1.43	0.81
1:B:258:MET:SD	1:K:203:ILE:HB	2.21	0.81
1:D:419:ILE:HD11	3:D:6110:HOH:O	1.79	0.81
1:G:338:MET:HB2	1:G:428:MET:HE1	1.62	0.81
1:I:203:ILE:HB	1:L:258:MET:SD	2.21	0.81
1:T:196:GLY:C	1:T:197:GLU:OE2	2.19	0.81
1:J:244:VAL:HG13	1:J:245:PRO:HD2	1.62	0.81
1:N:196:GLY:C	1:N:197:GLU:OE2	2.19	0.81
1:O:88:PHE:HA	1:O:288:ILE:HG22	1.62	0.81
1:R:363:LEU:HD23	1:R:448:SER:HB2	1.62	0.81
1:H:338:MET:HB2	1:H:428:MET:HE1	1.62	0.81
3:K:6215:HOH:O	1:L:411:VAL:HG23	1.81	0.81
1:U:332:ALA:HB2	3:U:6162:HOH:O	1.80	0.81
1:W:42:ARG:O	1:W:44:CYS:N	2.14	0.81
1:F:42:ARG:O	1:F:44:CYS:N	2.14	0.80
1:K:60:ILE:HG23	1:K:61:GLU:H	1.46	0.80
1:L:363:LEU:HD23	1:L:448:SER:HB2	1.63	0.80
1:M:142:THR:HG21	1:P:443:PRO:HD2	1.62	0.80
1:S:188:LYS:HD3	3:V:6229:HOH:O	1.81	0.80
1:A:202:LEU:HD13	1:A:221:ILE:HD13	1.63	0.80
1:A:363:LEU:HD23	1:A:448:SER:HB2	1.62	0.80
1:B:202:LEU:HD13	1:B:221:ILE:HD13	1.62	0.80
1:H:196:GLY:C	1:H:197:GLU:OE2	2.19	0.80
1:L:50:LYS:HB2	1:L:50:LYS:NZ	1.96	0.80
1:N:257:SER:OG	1:W:203:ILE:HG22	1.80	0.80
1:Q:258:MET:SD	1:T:203:ILE:HB	2.21	0.80
1:A:88:PHE:HA	1:A:288:ILE:HG22	1.63	0.80
1:B:195:GLU:HG2	1:B:197:GLU:H	1.46	0.80

*Continued on next page...*

*Continued from previous page...*

Atom-1	Atom-2	Interatomic distance (Å)	Clash overlap (Å)
1:G:217:VAL:HA	3:G:6133:HOH:O	1.80	0.80
1:G:412:ASP:HB2	3:G:6116:HOH:O	1.81	0.80
1:K:135:ILE:O	1:K:137:LYS:N	2.13	0.80
1:O:196:GLY:C	1:O:197:GLU:OE2	2.19	0.80
1:S:29:ASP:HB2	3:S:6234:HOH:O	1.81	0.80
1:U:202:LEU:HD13	1:U:221:ILE:HD13	1.63	0.80
1:M:60:ILE:HG23	1:M:61:GLU:H	1.46	0.80
1:M:196:GLY:C	1:M:197:GLU:OE2	2.19	0.80
1:R:195:GLU:HG2	1:R:197:GLU:H	1.47	0.80
1:T:363:LEU:HD23	1:T:448:SER:HB2	1.62	0.80
1:F:463:LEU:HD23	1:F:464:ASN:H	1.42	0.80
1:O:277:MET:HE1	1:O:288:ILE:HA	1.64	0.80
1:Q:80:ASN:HB2	1:Q:308:LYS:HE2	1.63	0.80
1:U:42:ARG:O	1:U:44:CYS:N	2.13	0.80
1:A:14:ASP:HB2	3:A:6165:HOH:O	1.81	0.80
1:A:42:ARG:HD2	3:A:6094:HOH:O	1.80	0.80
1:E:195:GLU:HG2	1:E:197:GLU:H	1.47	0.80
1:E:233:GLU:HB2	1:I:6:LEU:HA	1.64	0.80
1:P:195:GLU:HG2	1:P:197:GLU:H	1.47	0.80
1:E:125:ALA:HB3	1:E:202:LEU:HD21	1.64	0.80
1:L:26:ALA:HB1	3:L:6180:HOH:O	1.80	0.80
1:L:195:GLU:HG2	1:L:197:GLU:H	1.46	0.80
1:M:443:PRO:HD2	1:P:142:THR:HG21	1.63	0.80
1:O:202:LEU:HD13	1:O:221:ILE:HD13	1.63	0.80
1:C:60:ILE:HG23	1:C:61:GLU:H	1.46	0.80
1:F:88:PHE:HA	1:F:288:ILE:HG22	1.62	0.80
1:H:80:ASN:HB2	1:H:308:LYS:HE2	1.61	0.80
1:M:412:ASP:HB2	3:M:6134:HOH:O	1.80	0.80
1:S:189:LYS:HZ2	1:V:192:LYS:HB3	1.46	0.80
1:X:54:LYS:HB3	3:X:6121:HOH:O	1.80	0.80
1:B:196:GLY:C	1:B:197:GLU:OE2	2.21	0.80
1:D:88:PHE:HA	1:D:288:ILE:HG22	1.64	0.80
1:G:196:GLY:C	1:G:197:GLU:OE2	2.20	0.80
1:G:244:VAL:HG13	1:G:245:PRO:HD2	1.63	0.80
1:K:213:GLU:HG2	3:K:6159:HOH:O	1.80	0.80
1:L:463:LEU:HD23	1:L:464:ASN:H	1.47	0.80
1:O:244:VAL:HG13	1:O:245:PRO:HD2	1.62	0.80
1:X:196:GLY:C	1:X:197:GLU:OE2	2.21	0.80
1:E:363:LEU:HD23	1:E:448:SER:HB2	1.64	0.79
1:E:443:PRO:HD2	1:H:142:THR:HG21	1.64	0.79
1:J:6:LEU:HA	1:L:233:GLU:HB2	1.63	0.79

*Continued on next page...*

*Continued from previous page...*

Atom-1	Atom-2	Interatomic distance (Å)	Clash overlap (Å)
1:Q:195:GLU:HG2	1:Q:197:GLU:H	1.48	0.79
1:S:10:LYS:HD2	1:S:10:LYS:H	1.46	0.79
1:F:244:VAL:HG13	1:F:245:PRO:HD2	1.63	0.79
1:H:363:LEU:HD23	1:H:448:SER:HB2	1.62	0.79
1:I:189:LYS:HZ1	1:L:192:LYS:N	1.79	0.79
1:L:80:ASN:HB2	1:L:308:LYS:HE2	1.64	0.79
1:Q:202:LEU:HD13	1:Q:221:ILE:HD13	1.63	0.79
1:S:88:PHE:HA	1:S:288:ILE:HG22	1.65	0.79
1:L:265:ASP:HB3	3:L:6046:HOH:O	1.83	0.79
1:R:50:LYS:HB2	1:R:50:LYS:NZ	1.97	0.79
1:S:195:GLU:HG2	1:S:197:GLU:H	1.46	0.79
1:H:195:GLU:HG2	1:H:197:GLU:H	1.47	0.79
1:K:195:GLU:HG2	1:K:197:GLU:H	1.47	0.79
1:T:125:ALA:HB3	1:T:202:LEU:HD21	1.64	0.79
1:U:195:GLU:HG2	1:U:197:GLU:H	1.47	0.79
1:U:203:ILE:HB	1:X:258:MET:SD	2.23	0.79
1:U:277:MET:HE1	1:U:288:ILE:HA	1.65	0.79
1:W:226:ASN:HA	3:W:6216:HOH:O	1.82	0.79
1:E:202:LEU:HD13	1:E:221:ILE:HD13	1.61	0.79
1:K:58:ARG:O	1:K:60:ILE:HG22	1.81	0.79
1:M:257:SER:OG	1:P:203:ILE:HG22	1.80	0.79
1:U:50:LYS:HZ3	1:U:50:LYS:HB2	1.46	0.79
1:C:58:ARG:O	1:C:60:ILE:HG22	1.81	0.79
1:C:354:VAL:HG22	1:F:181:LEU:HD23	1.65	0.79
1:D:50:LYS:HZ3	1:D:50:LYS:HB2	1.47	0.79
1:M:135:ILE:O	1:M:137:LYS:N	2.14	0.79
1:T:88:PHE:HA	1:T:288:ILE:HG22	1.65	0.79
1:T:195:GLU:HG2	1:T:197:GLU:H	1.47	0.79
1:C:260:MET:SD	3:F:6141:HOH:O	2.41	0.79
1:F:50:LYS:HB2	1:F:50:LYS:HZ3	1.48	0.79
1:H:202:LEU:HA	3:H:6144:HOH:O	1.82	0.79
1:I:244:VAL:HG13	1:I:245:PRO:HD2	1.65	0.79
1:L:88:PHE:HA	1:L:288:ILE:HG22	1.63	0.79
1:S:258:MET:SD	1:V:203:ILE:HB	2.23	0.79
1:T:244:VAL:HG13	1:T:245:PRO:HD2	1.64	0.79
1:B:88:PHE:HA	1:B:288:ILE:HG22	1.64	0.79
1:C:209:LYS:HD3	3:C:6195:HOH:O	1.81	0.79
1:E:142:THR:HG21	1:H:443:PRO:HD2	1.63	0.79
1:G:189:LYS:HZ1	1:J:192:LYS:N	1.81	0.79
1:J:166:ASP:HB3	3:J:6091:HOH:O	1.82	0.79
1:M:58:ARG:O	1:M:60:ILE:HG22	1.83	0.79

*Continued on next page...*

*Continued from previous page...*

Atom-1	Atom-2	Interatomic distance (Å)	Clash overlap (Å)
1:O:273:SER:HB2	3:O:6229:HOH:O	1.82	0.79
1:V:363:LEU:HD23	1:V:448:SER:HB2	1.64	0.79
1:C:196:GLY:C	1:C:197:GLU:OE2	2.20	0.79
1:F:233:GLU:HB2	1:G:6:LEU:HA	1.64	0.79
1:O:224:ILE:HG22	3:O:6235:HOH:O	1.82	0.79
1:O:391:GLU:HG3	3:O:6102:HOH:O	1.83	0.79
1:P:196:GLY:C	1:P:197:GLU:OE2	2.21	0.79
1:C:258:MET:SD	1:F:203:ILE:HB	2.23	0.79
1:Q:88:PHE:HA	1:Q:288:ILE:HG22	1.64	0.79
1:V:60:ILE:HG23	1:V:61:GLU:H	1.43	0.79
1:I:125:ALA:HB3	1:I:202:LEU:HD21	1.65	0.78
1:N:284:LYS:HB2	3:N:6069:HOH:O	1.81	0.78
1:T:291:LEU:HD21	3:T:6064:HOH:O	1.83	0.78
1:X:58:ARG:O	1:X:60:ILE:HG22	1.82	0.78
1:E:86:ILE:HG21	3:E:6216:HOH:O	1.83	0.78
1:G:257:SER:OG	1:J:203:ILE:HG22	1.82	0.78
1:I:195:GLU:HG2	1:I:197:GLU:H	1.47	0.78
1:I:207:PRO:HD2	1:I:210:ASP:OD1	1.83	0.78
1:J:379:SER:HA	1:L:297:VAL:HG22	1.65	0.78
1:L:72:GLU:HB3	3:L:6177:HOH:O	1.81	0.78
1:S:165:GLU:HG3	3:S:6225:HOH:O	1.82	0.78
1:W:88:PHE:HA	1:W:288:ILE:HG22	1.63	0.78
1:A:196:GLY:C	1:A:197:GLU:OE2	2.21	0.78
1:L:139:GLN:HA	3:L:6171:HOH:O	1.82	0.78
1:Q:265:ASP:HB3	3:Q:6096:HOH:O	1.83	0.78
1:S:80:ASN:HB2	1:S:308:LYS:HE2	1.65	0.78
1:V:305:MET:HA	3:V:6056:HOH:O	1.82	0.78
1:G:203:ILE:HB	1:J:258:MET:SD	2.23	0.78
1:N:58:ARG:O	1:N:60:ILE:HG22	1.84	0.78
1:N:393:ARG:NH1	1:P:235:ASP:HA	1.97	0.78
1:A:125:ALA:HB3	1:A:202:LEU:HD21	1.65	0.78
1:A:192:LYS:N	1:D:189:LYS:HZ1	1.81	0.78
1:B:203:ILE:HB	1:K:258:MET:SD	2.24	0.78
1:M:50:LYS:HB2	1:M:50:LYS:NZ	1.99	0.78
1:P:244:VAL:HG13	1:P:245:PRO:HD2	1.65	0.78
1:S:354:VAL:HG22	1:V:181:LEU:HD23	1.64	0.78
1:U:50:LYS:HB2	1:U:50:LYS:NZ	1.99	0.78
1:V:211:GLY:HA3	3:V:6101:HOH:O	1.84	0.78
1:H:50:LYS:HB2	1:H:50:LYS:NZ	1.98	0.78
1:J:88:PHE:HA	1:J:288:ILE:HG22	1.64	0.78
1:M:195:GLU:HG2	1:M:197:GLU:H	1.48	0.78

*Continued on next page...*

*Continued from previous page...*

Atom-1	Atom-2	Interatomic distance (Å)	Clash overlap (Å)
1:S:50:LYS:HB2	1:S:50:LYS:NZ	1.99	0.78
1:D:26:ALA:HB1	3:D:6034:HOH:O	1.83	0.78
1:D:50:LYS:HB2	1:D:50:LYS:NZ	1.98	0.78
1:D:244:VAL:HG13	1:D:245:PRO:HD2	1.64	0.78
1:E:300:ILE:HD13	3:E:6034:HOH:O	1.82	0.78
1:H:88:PHE:HA	1:H:288:ILE:HG22	1.63	0.78
1:I:50:LYS:HB2	1:I:50:LYS:HZ3	1.49	0.78
1:J:50:LYS:HZ3	1:J:50:LYS:HB2	1.49	0.78
1:R:393:ARG:HH12	1:T:235:ASP:HA	1.47	0.78
1:U:189:LYS:HZ1	1:X:192:LYS:N	1.81	0.78
1:U:257:SER:OG	1:X:203:ILE:HG22	1.84	0.78
1:V:202:LEU:HD13	1:V:221:ILE:HD13	1.65	0.78
1:X:202:LEU:HD13	1:X:221:ILE:HD13	1.64	0.78
1:C:50:LYS:HB2	1:C:50:LYS:HZ3	1.49	0.78
1:E:26:ALA:HB1	3:E:6023:HOH:O	1.84	0.78
1:G:281:LYS:HD2	3:G:6071:HOH:O	1.82	0.78
1:L:277:MET:HE2	1:L:288:ILE:HA	1.64	0.78
1:O:207:PRO:HD2	1:O:210:ASP:OD1	1.84	0.78
1:V:80:ASN:HB2	1:V:308:LYS:HE2	1.64	0.78
1:N:45:VAL:HG13	3:N:6192:HOH:O	1.82	0.78
1:N:202:LEU:HD13	1:N:221:ILE:HD13	1.65	0.78
3:S:6131:HOH:O	1:T:411:VAL:HG23	1.83	0.78
1:V:195:GLU:HG2	1:V:197:GLU:H	1.45	0.78
1:V:338:MET:HB2	1:V:428:MET:HE1	1.66	0.78
1:X:281:LYS:HD2	3:X:6238:HOH:O	1.82	0.78
1:C:189:LYS:HZ1	1:F:192:LYS:N	1.80	0.78
1:C:368:VAL:HG23	3:C:6075:HOH:O	1.82	0.78
1:C:439:ASN:O	3:C:6210:HOH:O	2.00	0.78
1:E:88:PHE:HA	1:E:288:ILE:HG22	1.66	0.78
1:G:50:LYS:HB2	1:G:50:LYS:NZ	1.99	0.78
1:J:202:LEU:HD13	1:J:221:ILE:HD13	1.65	0.78
1:K:88:PHE:HA	1:K:288:ILE:HG22	1.64	0.78
1:N:233:GLU:HB2	1:O:6:LEU:HA	1.64	0.78
1:O:58:ARG:O	1:O:60:ILE:HG22	1.84	0.78
1:V:50:LYS:HB2	1:V:50:LYS:NZ	1.99	0.78
1:X:195:GLU:HG2	1:X:197:GLU:H	1.47	0.78
1:A:244:VAL:HG13	1:A:245:PRO:HD2	1.64	0.77
1:E:244:VAL:HG13	1:E:245:PRO:HD2	1.65	0.77
1:J:195:GLU:HG2	1:J:197:GLU:H	1.49	0.77
1:L:125:ALA:HB3	1:L:202:LEU:HD21	1.66	0.77
1:P:50:LYS:HB2	1:P:50:LYS:NZ	1.99	0.77

*Continued on next page...*

*Continued from previous page...*

Atom-1	Atom-2	Interatomic distance (Å)	Clash overlap (Å)
1:S:24:VAL:HA	3:S:6152:HOH:O	1.83	0.77
1:W:139:GLN:HB2	3:W:6047:HOH:O	1.82	0.77
1:W:195:GLU:HG2	1:W:197:GLU:H	1.48	0.77
1:X:80:ASN:HB2	1:X:308:LYS:HE2	1.66	0.77
1:A:7:LYS:HD2	1:I:234:GLU:HB2	1.66	0.77
1:A:257:SER:OG	1:D:203:ILE:HG22	1.84	0.77
1:B:81:ARG:HB2	3:C:6149:HOH:O	1.84	0.77
1:D:202:LEU:HD13	1:D:221:ILE:HB	1.67	0.77
1:F:195:GLU:HG2	1:F:197:GLU:H	1.49	0.77
1:J:58:ARG:O	1:J:60:ILE:HG22	1.84	0.77
1:N:142:THR:HB	3:N:6175:HOH:O	1.84	0.77
1:O:328:LYS:NZ	1:P:328:LYS:HG3	1.99	0.77
1:U:58:ARG:O	1:U:60:ILE:HG22	1.83	0.77
1:U:354:VAL:HG22	1:X:181:LEU:HD23	1.66	0.77
1:V:54:LYS:HB3	3:V:6048:HOH:O	1.83	0.77
1:V:125:ALA:HB3	1:V:202:LEU:HD21	1.66	0.77
1:A:195:GLU:HG2	1:A:197:GLU:H	1.47	0.77
1:A:277:MET:HE2	1:A:288:ILE:HA	1.65	0.77
1:L:196:GLY:C	1:L:197:GLU:OE2	2.22	0.77
1:A:80:ASN:HB2	1:A:308:LYS:HE2	1.66	0.77
1:B:20:GLN:HB3	3:B:6155:HOH:O	1.84	0.77
1:L:178:LEU:HD23	1:L:178:LEU:H	1.50	0.77
1:M:88:PHE:HA	1:M:288:ILE:HG22	1.64	0.77
1:P:397:SER:HB3	3:P:6065:HOH:O	1.84	0.77
1:A:203:ILE:HB	1:D:258:MET:SD	2.24	0.77
1:C:284:LYS:HB2	3:C:6159:HOH:O	1.84	0.77
1:F:80:ASN:HB2	1:F:308:LYS:HE2	1.67	0.77
1:F:369:PHE:HB2	3:F:6096:HOH:O	1.83	0.77
1:S:189:LYS:HZ1	1:V:192:LYS:N	1.82	0.77
1:T:87:MET:HE2	3:T:6087:HOH:O	1.84	0.77
1:X:338:MET:HB2	1:X:428:MET:CE	2.13	0.77
1:I:58:ARG:O	1:I:60:ILE:HG22	1.85	0.77
1:I:115:GLN:HG2	3:I:6121:HOH:O	1.85	0.77
1:M:202:LEU:HD13	1:M:221:ILE:HD13	1.65	0.77
1:B:80:ASN:HB2	1:B:308:LYS:HE2	1.67	0.77
1:B:203:ILE:HG22	1:K:257:SER:OG	1.84	0.77
1:B:305:MET:HA	3:B:6017:HOH:O	1.84	0.77
1:C:86:ILE:HG13	3:C:6033:HOH:O	1.83	0.77
1:F:50:LYS:HB2	1:F:50:LYS:NZ	1.98	0.77
1:I:78:ALA:HA	3:I:6143:HOH:O	1.84	0.77
1:K:125:ALA:HB3	1:K:202:LEU:HD21	1.67	0.77

*Continued on next page...*

*Continued from previous page...*

Atom-1	Atom-2	Interatomic distance (Å)	Clash overlap (Å)
1:S:193:VAL:HG23	1:V:189:LYS:NZ	2.00	0.77
1:C:189:LYS:NZ	1:F:193:VAL:HG23	2.00	0.77
1:F:277:MET:HE1	1:F:288:ILE:HA	1.66	0.77
1:G:195:GLU:HG2	1:G:197:GLU:H	1.46	0.77
1:P:202:LEU:HD13	1:P:221:ILE:HD13	1.65	0.77
1:C:50:LYS:HB2	1:C:50:LYS:NZ	1.99	0.77
1:E:80:ASN:HB2	1:E:308:LYS:HE2	1.66	0.77
1:E:203:ILE:HB	1:H:258:MET:SD	2.25	0.77
1:K:50:LYS:HB2	1:K:50:LYS:NZ	1.99	0.77
1:D:58:ARG:O	1:D:60:ILE:HG22	1.85	0.77
1:D:80:ASN:HB2	1:D:308:LYS:HE2	1.67	0.77
1:D:202:LEU:HD13	1:D:221:ILE:HD13	1.65	0.77
1:F:338:MET:HB2	1:F:428:MET:HE1	1.67	0.77
1:I:294:LYS:HD2	3:I:6149:HOH:O	1.85	0.77
1:J:50:LYS:HB2	1:J:50:LYS:NZ	2.00	0.77
1:K:33:ASN:HB3	3:K:6235:HOH:O	1.85	0.77
1:L:206:ILE:HD12	3:L:6081:HOH:O	1.84	0.77
1:N:338:MET:HB2	1:N:428:MET:HE1	1.67	0.77
1:N:431:ILE:HG12	3:N:6273:HOH:O	1.85	0.77
1:T:207:PRO:HD2	1:T:210:ASP:OD1	1.85	0.77
1:V:29:ASP:HB2	3:V:6248:HOH:O	1.84	0.77
1:W:50:LYS:HB2	1:W:50:LYS:NZ	2.00	0.77
1:A:54:LYS:HA	3:A:6075:HOH:O	1.84	0.76
1:A:54:LYS:HB3	3:A:6163:HOH:O	1.86	0.76
1:I:257:SER:OG	1:L:203:ILE:HG22	1.84	0.76
1:M:264:GLN:HG3	1:M:445:GLU:HB2	1.67	0.76
1:O:192:LYS:N	1:R:189:LYS:HZ1	1.82	0.76
1:R:88:PHE:HA	1:R:288:ILE:HG22	1.65	0.76
1:R:211:GLY:HA3	3:R:6121:HOH:O	1.85	0.76
1:R:244:VAL:HG13	1:R:245:PRO:HD2	1.66	0.76
1:U:258:MET:SD	1:X:203:ILE:HB	2.25	0.76
1:B:328:LYS:NZ	1:C:328:LYS:HG3	2.00	0.76
1:G:58:ARG:O	1:G:60:ILE:HG22	1.84	0.76
1:G:146:ALA:HB3	3:G:6223:HOH:O	1.85	0.76
1:Q:142:THR:HG21	1:T:443:PRO:HD2	1.68	0.76
1:S:328:LYS:NZ	1:T:328:LYS:HG3	1.99	0.76
1:U:80:ASN:HB2	1:U:308:LYS:HE2	1.67	0.76
1:H:26:ALA:HB1	3:H:6139:HOH:O	1.84	0.76
1:J:139:GLN:NE2	3:J:6212:HOH:O	2.18	0.76
1:K:15:LYS:HB2	3:K:6225:HOH:O	1.85	0.76
1:M:125:ALA:HB3	1:M:202:LEU:HD21	1.67	0.76

*Continued on next page...*



*Continued from previous page...*

Atom-1	Atom-2	Interatomic distance (Å)	Clash overlap (Å)
1:R:7:LYS:HB2	1:T:233:GLU:HB3	1.68	0.76
1:R:58:ARG:O	1:R:60:ILE:HG22	1.85	0.76
1:B:142:THR:HG21	1:K:443:PRO:HD2	1.67	0.76
1:N:195:GLU:HG2	1:N:197:GLU:H	1.49	0.76
1:R:80:ASN:HB2	1:R:308:LYS:HE2	1.66	0.76
1:R:125:ALA:HB3	1:R:202:LEU:HD21	1.67	0.76
1:T:50:LYS:HB2	1:T:50:LYS:NZ	2.00	0.76
1:W:232:SER:HB2	1:X:5:LEU:HD11	1.66	0.76
1:A:202:LEU:HD13	1:A:221:ILE:HB	1.67	0.76
1:A:393:ARG:NH1	1:I:235:ASP:HA	1.99	0.76
1:C:125:ALA:HB3	1:C:202:LEU:HD21	1.67	0.76
1:E:50:LYS:HB2	1:E:50:LYS:NZ	2.00	0.76
1:J:125:ALA:HB3	1:J:202:LEU:HD21	1.66	0.76
1:K:7:LYS:NZ	1:K:403:TRP:H	1.81	0.76
1:L:202:LEU:HD13	1:L:221:ILE:HB	1.67	0.76
1:M:328:LYS:NZ	1:Q:328:LYS:HG3	2.00	0.76
3:Q:6174:HOH:O	1:T:123:ASP:HB3	1.84	0.76
1:T:80:ASN:HB2	1:T:308:LYS:HE2	1.66	0.76
1:C:233:GLU:HB3	3:C:6121:HOH:O	1.86	0.76
1:E:207:PRO:HD2	1:E:210:ASP:OD1	1.85	0.76
1:J:80:ASN:HB2	1:J:308:LYS:HE2	1.68	0.76
1:K:207:PRO:HD2	1:K:210:ASP:OD1	1.86	0.76
1:M:328:LYS:HG2	3:M:6053:HOH:O	1.85	0.76
1:W:207:PRO:HD2	1:W:210:ASP:OD1	1.85	0.76
1:B:393:ARG:HH12	1:D:235:ASP:HA	1.51	0.76
1:F:207:PRO:HD2	1:F:210:ASP:OD1	1.86	0.76
1:H:202:LEU:HD13	1:H:221:ILE:HD13	1.65	0.76
1:I:10:LYS:H	1:I:10:LYS:HD2	1.50	0.76
1:K:73:GLY:HA3	3:K:6085:HOH:O	1.85	0.76
1:M:50:LYS:HB2	1:M:50:LYS:HZ3	1.50	0.76
1:N:50:LYS:HB2	1:N:50:LYS:HZ3	1.51	0.76
1:O:80:ASN:HB2	1:O:308:LYS:HE2	1.67	0.76
1:O:338:MET:HB2	1:O:428:MET:HE1	1.68	0.76
1:Q:125:ALA:HB3	1:Q:202:LEU:HD21	1.67	0.76
1:T:22:LYS:HD2	3:T:6131:HOH:O	1.84	0.76
1:W:125:ALA:HB3	1:W:202:LEU:HD21	1.67	0.76
1:F:178:LEU:HD23	1:F:178:LEU:H	1.50	0.76
1:L:97:THR:HG23	3:L:6226:HOH:O	1.85	0.76
1:N:55:SER:HB2	3:N:6245:HOH:O	1.84	0.76
1:S:142:THR:HG21	1:V:443:PRO:HD2	1.65	0.76
1:A:202:LEU:CD1	1:A:221:ILE:HB	2.16	0.76

*Continued on next page...*

*Continued from previous page...*

Atom-1	Atom-2	Interatomic distance (Å)	Clash overlap (Å)
1:D:125:ALA:HB3	1:D:202:LEU:HD21	1.68	0.76
1:G:264:GLN:HG3	1:G:445:GLU:HB2	1.68	0.76
1:Q:443:PRO:HD2	1:T:142:THR:HG21	1.66	0.76
1:S:207:PRO:HD2	1:S:210:ASP:OD1	1.86	0.76
1:X:50:LYS:HB2	1:X:50:LYS:NZ	2.00	0.76
1:D:207:PRO:HD2	1:D:210:ASP:OD1	1.86	0.76
1:G:305:MET:HA	3:G:6142:HOH:O	1.85	0.76
1:H:362:TYR:HA	3:H:6111:HOH:O	1.86	0.76
3:O:6125:HOH:O	1:P:378:LYS:HG3	1.85	0.76
1:Q:192:LYS:N	1:T:189:LYS:HZ1	1.83	0.76
1:Q:244:VAL:HG13	1:Q:245:PRO:HD2	1.65	0.76
1:R:338:MET:HB2	1:R:428:MET:HE1	1.68	0.76
1:S:71:LYS:HD2	3:S:6175:HOH:O	1.86	0.76
1:X:202:LEU:CD1	1:X:221:ILE:HB	2.16	0.76
1:A:50:LYS:HB2	1:A:50:LYS:NZ	2.01	0.75
1:A:443:PRO:HD2	1:D:142:THR:HG21	1.66	0.75
1:C:235:ASP:HA	1:D:393:ARG:NH1	1.99	0.75
1:M:95:LEU:HB2	3:M:6118:HOH:O	1.87	0.75
1:P:80:ASN:HB2	1:P:308:LYS:HE2	1.68	0.75
1:P:125:ALA:HB3	1:P:202:LEU:HD21	1.68	0.75
1:S:139:GLN:HA	3:S:6161:HOH:O	1.84	0.75
1:X:50:LYS:HB2	1:X:50:LYS:HZ3	1.51	0.75
1:X:264:GLN:HG3	1:X:445:GLU:HB2	1.68	0.75
1:G:125:ALA:HB3	1:G:202:LEU:HD21	1.69	0.75
1:H:89:LEU:HD13	3:H:6083:HOH:O	1.85	0.75
1:K:338:MET:HB2	1:K:428:MET:HE1	1.68	0.75
1:N:234:GLU:HB2	1:O:7:LYS:HD2	1.67	0.75
1:O:50:LYS:HB2	1:O:50:LYS:NZ	2.02	0.75
1:R:202:LEU:CD1	1:R:221:ILE:HB	2.16	0.75
1:B:233:GLU:HB2	1:C:6:LEU:HA	1.69	0.75
1:C:39:LYS:HE2	3:C:6172:HOH:O	1.85	0.75
1:D:32:LYS:HB3	1:D:271:TYR:OH	1.86	0.75
3:E:6194:HOH:O	1:I:411:VAL:HG23	1.85	0.75
1:G:71:LYS:HD2	3:G:6033:HOH:O	1.86	0.75
1:G:338:MET:HB2	1:G:428:MET:CE	2.16	0.75
1:H:226:ASN:HA	3:H:6118:HOH:O	1.85	0.75
1:O:192:LYS:HB3	1:R:189:LYS:HD2	1.67	0.75
1:O:193:VAL:HG23	1:R:189:LYS:NZ	2.00	0.75
1:Q:50:LYS:NZ	1:Q:50:LYS:HB2	2.00	0.75
1:R:81:ARG:HB2	3:S:6240:HOH:O	1.86	0.75
1:S:244:VAL:HG13	1:S:245:PRO:HD2	1.68	0.75

*Continued on next page...*

*Continued from previous page...*

Atom-1	Atom-2	Interatomic distance (Å)	Clash overlap (Å)
1:T:205:SER:HB2	3:T:6100:HOH:O	1.86	0.75
1:U:125:ALA:HB3	1:U:202:LEU:HD21	1.67	0.75
1:B:125:ALA:HB3	1:B:202:LEU:HD21	1.66	0.75
1:B:189:LYS:HA	1:K:189:LYS:HB2	1.67	0.75
1:C:63:ILE:HA	3:C:6047:HOH:O	1.87	0.75
1:D:202:LEU:CD1	1:D:221:ILE:HB	2.16	0.75
1:H:338:MET:HB2	1:H:428:MET:CE	2.16	0.75
1:K:264:GLN:HG3	1:K:445:GLU:HB2	1.67	0.75
1:M:189:LYS:HD2	1:P:192:LYS:HB3	1.68	0.75
1:N:88:PHE:HA	1:N:288:ILE:HG22	1.66	0.75
1:N:196:GLY:HA3	1:O:411:VAL:HG21	1.66	0.75
1:P:20:GLN:O	1:P:24:VAL:HG23	1.87	0.75
1:R:463:LEU:CD2	1:R:464:ASN:H	1.98	0.75
1:D:195:GLU:HG2	1:D:197:GLU:H	1.49	0.75
1:F:31:PHE:HA	3:F:6171:HOH:O	1.85	0.75
1:L:58:ARG:O	1:L:60:ILE:HG22	1.86	0.75
1:M:338:MET:HB2	1:M:428:MET:HE1	1.67	0.75
1:M:393:ARG:NH1	1:U:235:ASP:HA	2.02	0.75
1:O:195:GLU:HG2	1:O:197:GLU:H	1.48	0.75
1:U:51:THR:HG21	3:U:6231:HOH:O	1.87	0.75
1:V:54:LYS:HG2	3:V:6252:HOH:O	1.86	0.75
1:W:178:LEU:H	1:W:178:LEU:HD23	1.50	0.75
1:A:189:LYS:HZ2	1:D:192:LYS:HB3	1.51	0.75
1:A:292:VAL:HG23	3:A:6145:HOH:O	1.86	0.75
1:B:50:LYS:HZ3	1:B:50:LYS:HB2	1.51	0.75
1:F:58:ARG:O	1:F:60:ILE:HG22	1.87	0.75
1:L:244:VAL:HG13	1:L:245:PRO:HD2	1.67	0.75
1:N:235:ASP:HA	1:O:393:ARG:NH1	2.02	0.75
1:O:205:SER:HB2	3:R:6066:HOH:O	1.85	0.75
1:Q:193:VAL:HG23	1:T:189:LYS:NZ	2.02	0.75
1:Q:297:VAL:HG22	1:U:379:SER:HA	1.69	0.75
1:S:189:LYS:NZ	1:V:192:LYS:HB3	2.00	0.75
1:S:192:LYS:N	1:V:189:LYS:HZ1	1.84	0.75
1:X:202:LEU:HD13	1:X:221:ILE:HB	1.69	0.75
1:D:338:MET:HB2	1:D:428:MET:HE1	1.69	0.75
1:D:338:MET:HB2	1:D:428:MET:CE	2.17	0.75
1:F:125:ALA:HB3	1:F:202:LEU:HD21	1.69	0.75
1:I:54:LYS:HB3	3:I:6049:HOH:O	1.86	0.75
1:R:139:GLN:NE2	3:R:6074:HOH:O	2.20	0.75
1:U:202:LEU:CD1	1:U:221:ILE:HB	2.17	0.75
1:Q:34:PHE:HZ	3:T:6063:HOH:O	1.70	0.75

*Continued on next page...*

*Continued from previous page...*

Atom-1	Atom-2	Interatomic distance (Å)	Clash overlap (Å)
1:R:32:LYS:HB3	1:R:271:TYR:OH	1.87	0.75
1:R:50:LYS:HB2	1:R:50:LYS:HZ3	1.50	0.75
1:S:338:MET:HE1	3:S:6104:HOH:O	1.86	0.75
1:G:192:LYS:N	1:J:189:LYS:HZ1	1.83	0.75
1:J:20:GLN:O	1:J:24:VAL:HG23	1.87	0.75
1:U:202:LEU:HD13	1:U:221:ILE:HB	1.69	0.75
1:A:189:LYS:HZ1	1:D:192:LYS:N	1.83	0.74
1:M:20:GLN:O	1:M:24:VAL:HG23	1.87	0.74
1:N:217:VAL:HA	3:N:6125:HOH:O	1.86	0.74
1:N:288:ILE:HB	3:N:6093:HOH:O	1.87	0.74
1:R:202:LEU:HD13	1:R:221:ILE:HB	1.69	0.74
1:V:58:ARG:O	1:V:60:ILE:HG22	1.85	0.74
1:O:125:ALA:HB3	1:O:202:LEU:HD21	1.69	0.74
1:S:443:PRO:HD2	1:V:142:THR:HG21	1.69	0.74
1:W:273:SER:HB2	3:W:6134:HOH:O	1.87	0.74
1:B:89:LEU:HB2	3:B:6094:HOH:O	1.88	0.74
1:E:315:ALA:HA	3:E:6063:HOH:O	1.87	0.74
1:G:202:LEU:HD13	1:G:221:ILE:HD13	1.69	0.74
1:N:50:LYS:HB2	1:N:50:LYS:NZ	1.99	0.74
1:V:244:VAL:HG13	1:V:245:PRO:HD2	1.68	0.74
1:B:207:PRO:HD2	1:B:210:ASP:OD1	1.88	0.74
1:G:202:LEU:CD1	1:G:221:ILE:HB	2.17	0.74
1:J:178:LEU:HD23	1:J:178:LEU:H	1.51	0.74
1:J:357:LYS:HE3	3:J:6195:HOH:O	1.86	0.74
1:N:125:ALA:HB3	1:N:202:LEU:HD21	1.69	0.74
1:W:80:ASN:HB2	1:W:308:LYS:HE2	1.68	0.74
1:W:112:ASP:HB2	1:W:241:LEU:CB	2.17	0.74
1:I:178:LEU:HD23	1:I:178:LEU:H	1.52	0.74
1:N:311:GLU:HB3	1:O:330:ARG:HH11	1.53	0.74
1:O:202:LEU:CD1	1:O:221:ILE:HB	2.18	0.74
1:R:288:ILE:HG12	3:R:6118:HOH:O	1.86	0.74
1:S:125:ALA:HB3	1:S:202:LEU:HD21	1.69	0.74
1:S:235:ASP:HA	1:T:393:ARG:HH12	1.51	0.74
1:T:202:LEU:CD1	1:T:221:ILE:HB	2.17	0.74
1:X:178:LEU:HD23	1:X:178:LEU:H	1.52	0.74
1:X:283:ALA:HB1	3:X:6230:HOH:O	1.86	0.74
1:G:202:LEU:HD13	1:G:221:ILE:HB	1.68	0.74
1:H:125:ALA:HB3	1:H:202:LEU:HD21	1.68	0.74
1:L:207:PRO:HD2	1:L:210:ASP:OD1	1.87	0.74
1:O:202:LEU:HD13	1:O:221:ILE:HB	1.69	0.74
1:W:26:ALA:HB1	3:W:6110:HOH:O	1.87	0.74

*Continued on next page...*

*Continued from previous page...*

Atom-1	Atom-2	Interatomic distance (Å)	Clash overlap (Å)
1:X:400:SER:HB2	3:X:6215:HOH:O	1.86	0.74
1:A:50:LYS:HB2	1:A:50:LYS:HZ3	1.51	0.74
1:A:396:LEU:HD13	3:A:6171:HOH:O	1.86	0.74
1:F:202:LEU:CD1	1:F:221:ILE:HB	2.16	0.74
1:G:32:LYS:HB3	1:G:271:TYR:OH	1.88	0.74
1:G:80:ASN:HB2	1:G:308:LYS:HE2	1.70	0.74
1:H:58:ARG:O	1:H:60:ILE:HG22	1.86	0.74
1:I:20:GLN:O	1:I:24:VAL:HG23	1.88	0.74
1:Q:202:LEU:HD13	1:Q:221:ILE:HB	1.70	0.74
1:W:58:ARG:O	1:W:60:ILE:HG22	1.87	0.74
1:C:88:PHE:HA	1:C:288:ILE:HG22	1.67	0.74
1:E:20:GLN:O	1:E:24:VAL:HG23	1.88	0.74
1:E:44:CYS:HA	3:E:6153:HOH:O	1.87	0.74
1:O:189:LYS:HZ2	1:R:192:LYS:HB3	1.53	0.74
1:W:62:ASP:O	3:W:6118:HOH:O	2.06	0.74
1:W:338:MET:HB2	1:W:428:MET:HE1	1.69	0.74
1:W:399:GLU:HG3	3:W:6154:HOH:O	1.87	0.74
1:C:80:ASN:HB2	1:C:308:LYS:HE2	1.70	0.74
1:J:34:PHE:HD2	3:J:6161:HOH:O	1.69	0.74
1:S:202:LEU:CD1	1:S:221:ILE:HB	2.18	0.74
1:U:20:GLN:O	1:U:24:VAL:HG23	1.87	0.74
1:X:125:ALA:HB3	1:X:202:LEU:HD21	1.68	0.74
1:B:110:ARG:NH2	3:B:6127:HOH:O	2.21	0.74
1:C:202:LEU:CD1	1:C:221:ILE:HB	2.18	0.74
1:C:456:LYS:HA	3:C:6125:HOH:O	1.88	0.74
1:E:235:ASP:HA	1:I:393:ARG:NH1	2.02	0.74
1:O:254:PHE:HB2	1:R:221:ILE:HD11	1.69	0.74
1:P:202:LEU:HD13	1:P:221:ILE:HB	1.70	0.74
1:S:58:ARG:O	1:S:60:ILE:HG22	1.87	0.74
1:V:207:PRO:HD2	1:V:210:ASP:OD1	1.88	0.74
1:B:50:LYS:HB2	1:B:50:LYS:NZ	2.03	0.73
1:B:443:PRO:HD2	1:K:142:THR:HG21	1.70	0.73
1:I:50:LYS:HB2	1:I:50:LYS:NZ	2.02	0.73
1:P:178:LEU:HD23	1:P:178:LEU:H	1.53	0.73
1:A:58:ARG:O	1:A:60:ILE:HG22	1.86	0.73
1:B:58:ARG:O	1:B:60:ILE:HG22	1.88	0.73
1:D:178:LEU:HD23	1:D:178:LEU:H	1.53	0.73
1:F:20:GLN:O	1:F:24:VAL:HG23	1.87	0.73
1:I:463:LEU:HG	1:I:464:ASN:ND2	2.03	0.73
1:K:244:VAL:HG13	1:K:245:PRO:HD2	1.70	0.73
1:Q:58:ARG:O	1:Q:60:ILE:HG22	1.89	0.73

*Continued on next page...*

*Continued from previous page...*

Atom-1	Atom-2	Interatomic distance (Å)	Clash overlap (Å)
1:T:112:ASP:HB2	1:T:241:LEU:CB	2.17	0.73
1:U:207:PRO:HD2	1:U:210:ASP:OD1	1.88	0.73
1:A:142:THR:HG21	1:D:443:PRO:HD2	1.69	0.73
1:B:108:SER:HB2	3:B:6098:HOH:O	1.87	0.73
1:B:189:LYS:HB2	1:K:189:LYS:HA	1.69	0.73
1:E:203:ILE:HG22	1:H:257:SER:OG	1.87	0.73
1:F:202:LEU:HD13	1:F:221:ILE:HB	1.70	0.73
1:I:85:LEU:HG	3:I:6079:HOH:O	1.88	0.73
1:L:202:LEU:CD1	1:L:221:ILE:HB	2.19	0.73
1:M:192:LYS:HB3	1:P:189:LYS:HD2	1.70	0.73
1:M:202:LEU:CD1	1:M:221:ILE:HB	2.19	0.73
1:N:443:PRO:HD2	1:W:142:THR:HG21	1.70	0.73
1:Q:202:LEU:CD1	1:Q:221:ILE:HB	2.18	0.73
1:S:102:LEU:HA	3:S:6123:HOH:O	1.88	0.73
1:V:202:LEU:HD13	1:V:221:ILE:HB	1.70	0.73
1:D:140:TRP:HA	3:D:6098:HOH:O	1.88	0.73
1:E:202:LEU:HD13	1:E:221:ILE:HB	1.70	0.73
1:G:189:LYS:HZ2	1:J:192:LYS:HB3	1.52	0.73
1:J:112:ASP:HB2	1:J:241:LEU:CB	2.18	0.73
1:L:54:LYS:HA	3:L:6029:HOH:O	1.89	0.73
1:L:264:GLN:HG3	1:L:445:GLU:HB2	1.70	0.73
1:M:175:SER:HB2	3:P:6209:HOH:O	1.87	0.73
1:M:277:MET:HE2	1:M:288:ILE:HA	1.70	0.73
1:N:202:LEU:HD13	1:N:221:ILE:HB	1.69	0.73
1:Q:191:SER:HB2	3:Q:6231:HOH:O	1.88	0.73
1:Q:203:ILE:HG22	1:T:257:SER:OG	1.88	0.73
1:T:178:LEU:HD23	1:T:178:LEU:H	1.53	0.73
1:U:178:LEU:HD23	1:U:178:LEU:H	1.52	0.73
1:W:215:GLN:HG3	3:W:6148:HOH:O	1.88	0.73
1:A:207:PRO:HD2	1:A:210:ASP:OD1	1.87	0.73
1:C:435:VAL:HA	3:C:6075:HOH:O	1.88	0.73
1:I:48:LEU:HD11	3:I:6219:HOH:O	1.87	0.73
1:I:264:GLN:HG3	1:I:445:GLU:HB2	1.69	0.73
1:N:203:ILE:HG22	1:W:257:SER:OG	1.88	0.73
1:N:288:ILE:HB	3:N:6040:HOH:O	1.87	0.73
1:P:202:LEU:CD1	1:P:221:ILE:HB	2.18	0.73
1:S:254:PHE:CB	1:V:221:ILE:HD11	2.19	0.73
1:T:20:GLN:O	1:T:24:VAL:HG23	1.87	0.73
1:U:463:LEU:HD23	1:U:464:ASN:N	2.02	0.73
1:C:207:PRO:HD2	1:C:210:ASP:OD1	1.88	0.73
1:E:202:LEU:CD1	1:E:221:ILE:HB	2.18	0.73

*Continued on next page...*

*Continued from previous page...*

Atom-1	Atom-2	Interatomic distance (Å)	Clash overlap (Å)
1:N:80:ASN:HB2	1:N:308:LYS:HE2	1.69	0.73
1:T:202:LEU:HD13	1:T:221:ILE:HB	1.68	0.73
1:U:112:ASP:HB2	1:U:241:LEU:CB	2.19	0.73
1:U:317:ILE:CD1	3:U:6162:HOH:O	2.36	0.73
1:U:338:MET:HB2	1:U:428:MET:CE	2.19	0.73
1:V:50:LYS:HB2	1:V:50:LYS:HZ3	1.53	0.73
1:X:207:PRO:HD2	1:X:210:ASP:OD1	1.87	0.73
1:A:178:LEU:HD23	1:A:178:LEU:H	1.53	0.73
1:A:193:VAL:HG23	1:D:189:LYS:NZ	2.03	0.73
1:F:235:ASP:HA	1:G:393:ARG:HH12	1.52	0.73
1:I:142:THR:HG21	1:L:443:PRO:HD2	1.69	0.73
1:J:235:ASP:HA	1:K:393:ARG:NH1	2.03	0.73
1:N:181:LEU:HD23	1:W:354:VAL:HG22	1.68	0.73
1:O:189:LYS:HD2	1:R:192:LYS:HB3	1.71	0.73
1:O:254:PHE:CB	1:R:221:ILE:HD11	2.19	0.73
1:O:338:MET:HB2	1:O:428:MET:CE	2.19	0.73
1:R:207:PRO:HD2	1:R:210:ASP:OD1	1.88	0.73
1:S:338:MET:HB2	1:S:428:MET:CE	2.19	0.73
1:U:33:ASN:HB3	3:U:6200:HOH:O	1.88	0.73
1:G:54:LYS:HA	3:G:6182:HOH:O	1.88	0.73
1:G:258:MET:SD	1:J:203:ILE:HB	2.29	0.73
1:K:463:LEU:HD23	1:K:464:ASN:N	2.02	0.73
1:M:221:ILE:HD11	1:P:254:PHE:CB	2.19	0.73
1:M:317:ILE:HG21	3:M:6168:HOH:O	1.89	0.73
1:N:207:PRO:HD2	1:N:210:ASP:OD1	1.88	0.73
1:Q:463:LEU:HD23	1:Q:464:ASN:N	2.02	0.73
1:W:128:GLU:OE2	1:W:197:GLU:HB3	1.89	0.73
1:B:202:LEU:HD13	1:B:221:ILE:HB	1.70	0.73
1:E:58:ARG:O	1:E:60:ILE:HG22	1.89	0.73
1:H:202:LEU:HD13	1:H:221:ILE:HB	1.70	0.73
1:K:80:ASN:HB2	1:K:308:LYS:HE2	1.71	0.73
1:P:84:GLY:HA3	3:P:6162:HOH:O	1.88	0.73
1:S:20:GLN:O	1:S:24:VAL:HG23	1.88	0.73
1:S:338:MET:HB2	1:S:428:MET:HE1	1.70	0.73
1:F:128:GLU:OE2	1:F:197:GLU:HB3	1.89	0.73
1:K:7:LYS:HD2	1:K:8:GLU:H	1.53	0.73
1:K:202:LEU:CD1	1:K:221:ILE:HB	2.19	0.73
1:N:20:GLN:O	1:N:24:VAL:HG23	1.87	0.73
1:J:202:LEU:HD13	1:J:221:ILE:HB	1.70	0.72
1:K:20:GLN:O	1:K:24:VAL:HG23	1.89	0.72
1:L:112:ASP:HB2	1:L:241:LEU:CB	2.19	0.72

*Continued on next page...*

*Continued from previous page...*

Atom-1	Atom-2	Interatomic distance (Å)	Clash overlap (Å)
1:O:280:MET:HE2	1:O:463:LEU:HB2	1.70	0.72
1:P:64:LEU:HG	3:P:6047:HOH:O	1.87	0.72
1:Q:178:LEU:HD23	1:Q:178:LEU:H	1.53	0.72
1:Q:233:GLU:HB2	1:U:6:LEU:HA	1.70	0.72
1:Q:338:MET:HA	3:Q:6203:HOH:O	1.89	0.72
1:V:338:MET:HB2	1:V:428:MET:CE	2.18	0.72
1:B:128:GLU:OE2	1:B:197:GLU:HB3	1.88	0.72
1:G:178:LEU:H	1:G:178:LEU:HD23	1.53	0.72
1:L:32:LYS:HB3	1:L:271:TYR:OH	1.90	0.72
1:Q:207:PRO:HD2	1:Q:210:ASP:OD1	1.90	0.72
1:T:87:MET:CE	3:T:6087:HOH:O	2.36	0.72
1:U:443:PRO:HD2	1:X:142:THR:HG21	1.71	0.72
1:W:20:GLN:O	1:W:24:VAL:HG23	1.89	0.72
1:A:61:GLU:HB2	3:A:6030:HOH:O	1.88	0.72
1:A:128:GLU:OE2	1:A:197:GLU:HB3	1.89	0.72
1:A:338:MET:HB2	1:A:428:MET:CE	2.19	0.72
1:I:128:GLU:OE2	1:I:197:GLU:HB3	1.88	0.72
1:T:58:ARG:O	1:T:60:ILE:HG22	1.88	0.72
1:A:20:GLN:O	1:A:24:VAL:HG23	1.89	0.72
1:A:311:GLU:HB3	1:E:330:ARG:HH11	1.54	0.72
1:B:26:ALA:HB1	3:B:6009:HOH:O	1.89	0.72
1:B:202:LEU:CD1	1:B:221:ILE:HB	2.18	0.72
1:I:185:GLN:HG3	1:I:192:LYS:HG2	1.71	0.72
1:J:128:GLU:OE2	1:J:197:GLU:HB3	1.90	0.72
1:N:338:MET:HB2	1:N:428:MET:CE	2.19	0.72
1:O:178:LEU:H	1:O:178:LEU:HD23	1.53	0.72
1:Q:50:LYS:HB2	1:Q:50:LYS:HZ3	1.53	0.72
1:S:32:LYS:HB3	1:S:271:TYR:OH	1.89	0.72
1:W:338:MET:HB2	1:W:428:MET:CE	2.19	0.72
1:X:112:ASP:HB2	1:X:241:LEU:CB	2.19	0.72
1:C:192:LYS:HB3	1:F:189:LYS:HZ2	1.53	0.72
1:D:143:LEU:O	1:D:143:LEU:HD13	1.90	0.72
1:E:407:GLU:HB3	3:E:6077:HOH:O	1.90	0.72
1:L:19:LYS:HA	3:L:6232:HOH:O	1.88	0.72
1:N:42:ARG:HD3	3:N:6186:HOH:O	1.87	0.72
1:P:211:GLY:HA3	3:P:6077:HOH:O	1.88	0.72
1:T:264:GLN:HG3	1:T:445:GLU:HB2	1.71	0.72
1:U:317:ILE:HD13	3:U:6162:HOH:O	1.90	0.72
1:E:368:VAL:HG23	3:E:6045:HOH:O	1.89	0.72
1:H:207:PRO:HD2	1:H:210:ASP:OD1	1.88	0.72
1:J:142:THR:HB	3:J:6045:HOH:O	1.90	0.72

*Continued on next page...*



*Continued from previous page...*

Atom-1	Atom-2	Interatomic distance (Å)	Clash overlap (Å)
1:K:178:LEU:HD23	1:K:178:LEU:H	1.54	0.72
1:M:235:ASP:HA	1:Q:393:ARG:NH1	2.03	0.72
1:N:178:LEU:HD23	1:N:178:LEU:H	1.54	0.72
1:N:202:LEU:CD1	1:N:221:ILE:HB	2.19	0.72
1:O:264:GLN:HG3	1:O:445:GLU:HB2	1.71	0.72
1:P:58:ARG:O	1:P:60:ILE:HG22	1.89	0.72
1:R:24:VAL:HG11	3:R:6221:HOH:O	1.88	0.72
1:U:280:MET:SD	1:U:463:LEU:HD12	2.29	0.72
1:B:20:GLN:O	1:B:24:VAL:HG23	1.89	0.72
1:C:264:GLN:HG3	1:C:445:GLU:HB2	1.71	0.72
1:J:338:MET:HB2	1:J:428:MET:CE	2.20	0.72
1:O:112:ASP:HB2	1:O:241:LEU:CB	2.20	0.72
1:O:233:GLU:HB2	1:P:6:LEU:HA	1.71	0.72
1:V:202:LEU:CD1	1:V:221:ILE:HB	2.20	0.72
1:C:221:ILE:HD11	1:F:254:PHE:CB	2.19	0.72
1:E:178:LEU:HD23	1:E:178:LEU:H	1.55	0.72
1:F:420:ALA:HB3	3:F:6095:HOH:O	1.89	0.72
3:I:6179:HOH:O	1:L:202:LEU:CD1	2.37	0.72
1:M:221:ILE:HD11	1:P:254:PHE:HB2	1.71	0.72
1:X:20:GLN:O	1:X:24:VAL:HG23	1.89	0.72
1:X:128:GLU:OE2	1:X:197:GLU:HB3	1.89	0.72
1:C:202:LEU:HD13	1:C:221:ILE:HB	1.70	0.72
1:E:233:GLU:HB3	1:I:7:LYS:HB2	1.71	0.72
1:E:280:MET:SD	1:E:463:LEU:HD12	2.30	0.72
1:E:338:MET:HB2	1:E:428:MET:CE	2.20	0.72
1:H:112:ASP:HB2	1:H:241:LEU:CB	2.19	0.72
1:K:233:GLU:HB2	1:L:6:LEU:HA	1.70	0.72
1:Q:32:LYS:HB3	1:Q:271:TYR:OH	1.89	0.72
1:A:112:ASP:HB2	1:A:241:LEU:CB	2.19	0.72
1:C:112:ASP:HB2	1:C:241:LEU:CB	2.18	0.72
1:J:165:GLU:HA	3:J:6035:HOH:O	1.89	0.72
1:L:202:LEU:HD13	1:L:221:ILE:HD13	1.69	0.72
1:L:419:ILE:HG12	3:L:6135:HOH:O	1.88	0.72
1:M:254:PHE:HB2	1:P:221:ILE:HD11	1.71	0.72
1:S:172:PHE:HB3	1:S:199:LEU:HD11	1.72	0.72
1:W:150:VAL:HG21	1:W:158:ILE:HG23	1.72	0.72
1:C:338:MET:HB2	1:C:428:MET:CE	2.19	0.71
1:F:150:VAL:HG21	1:F:158:ILE:HG23	1.72	0.71
1:G:83:LYS:HB2	1:G:303:THR:HG21	1.72	0.71
1:H:202:LEU:CD1	1:H:221:ILE:HB	2.19	0.71
1:H:277:MET:HE2	1:H:288:ILE:HA	1.72	0.71

*Continued on next page...*

*Continued from previous page...*

Atom-1	Atom-2	Interatomic distance (Å)	Clash overlap (Å)
1:J:399:GLU:HB3	3:J:6243:HOH:O	1.88	0.71
1:K:202:LEU:HD13	1:K:221:ILE:HB	1.71	0.71
1:O:221:ILE:HD11	1:R:254:PHE:HB2	1.71	0.71
1:V:112:ASP:HB2	1:V:241:LEU:CB	2.18	0.71
1:V:393:ARG:NH1	1:X:235:ASP:HA	2.04	0.71
1:W:50:LYS:HB2	1:W:50:LYS:HZ3	1.54	0.71
1:W:233:GLU:HB2	1:X:6:LEU:HA	1.71	0.71
1:B:150:VAL:HG21	1:B:158:ILE:HG23	1.72	0.71
1:B:189:LYS:HZ2	1:K:192:LYS:HB3	1.55	0.71
1:D:20:GLN:O	1:D:24:VAL:HG23	1.90	0.71
1:G:112:ASP:HB2	1:G:241:LEU:CB	2.19	0.71
1:H:20:GLN:O	1:H:24:VAL:HG23	1.89	0.71
1:H:264:GLN:HG3	1:H:445:GLU:HB2	1.71	0.71
1:I:112:ASP:HB2	1:I:241:LEU:CB	2.18	0.71
1:J:393:ARG:NH1	1:L:235:ASP:HA	2.03	0.71
1:K:32:LYS:HB3	1:K:271:TYR:OH	1.89	0.71
1:K:338:MET:HB2	1:K:428:MET:CE	2.19	0.71
1:N:328:LYS:HG3	1:P:328:LYS:NZ	2.05	0.71
1:S:50:LYS:HB2	1:S:50:LYS:HZ3	1.52	0.71
1:T:227:GLU:HA	3:T:6102:HOH:O	1.89	0.71
1:W:112:ASP:CB	1:W:241:LEU:HB2	2.20	0.71
1:C:20:GLN:O	1:C:24:VAL:HG23	1.89	0.71
1:E:112:ASP:HB2	1:E:241:LEU:CB	2.19	0.71
1:K:7:LYS:CD	1:K:8:GLU:H	2.03	0.71
1:M:143:LEU:O	1:M:143:LEU:HD13	1.89	0.71
1:Q:150:VAL:HG21	1:Q:158:ILE:HG23	1.72	0.71
1:R:264:GLN:HG3	1:R:445:GLU:HB2	1.71	0.71
1:R:338:MET:HB2	1:R:428:MET:CE	2.20	0.71
1:S:202:LEU:HD13	1:S:221:ILE:HB	1.71	0.71
1:T:19:LYS:HA	3:T:6143:HOH:O	1.89	0.71
1:X:300:ILE:HB	3:X:6147:HOH:O	1.90	0.71
1:A:149:GLY:HA2	3:A:6094:HOH:O	1.90	0.71
1:B:112:ASP:HB2	1:B:241:LEU:CB	2.20	0.71
1:C:32:LYS:HB3	1:C:271:TYR:OH	1.89	0.71
1:C:150:VAL:HG21	1:C:158:ILE:HG23	1.73	0.71
1:E:192:LYS:CA	1:H:189:LYS:HZ1	2.02	0.71
1:J:284:LYS:HB2	1:J:464:ASN:OD1	1.91	0.71
1:M:32:LYS:HB3	1:M:271:TYR:OH	1.89	0.71
1:B:6:LEU:HA	1:D:233:GLU:HB2	1.71	0.71
1:B:178:LEU:HD23	1:B:178:LEU:H	1.54	0.71
1:G:207:PRO:HD2	1:G:210:ASP:OD1	1.89	0.71

*Continued on next page...*

*Continued from previous page...*

Atom-1	Atom-2	Interatomic distance (Å)	Clash overlap (Å)
1:H:228:LYS:HE3	3:H:6055:HOH:O	1.90	0.71
1:I:202:LEU:CD1	1:I:221:ILE:HB	2.20	0.71
1:I:277:MET:HE2	1:I:288:ILE:HA	1.72	0.71
1:J:202:LEU:CD1	1:J:221:ILE:HB	2.19	0.71
1:J:338:MET:HB2	1:J:428:MET:HE1	1.71	0.71
1:M:338:MET:HB2	1:M:428:MET:CE	2.20	0.71
1:N:6:LEU:CD1	1:P:222:MET:HG2	2.21	0.71
1:N:204:GLY:HA2	3:W:6053:HOH:O	1.91	0.71
1:P:264:GLN:HG3	1:P:445:GLU:HB2	1.73	0.71
1:S:112:ASP:HB2	1:S:241:LEU:CB	2.19	0.71
1:A:463:LEU:CD2	1:A:464:ASN:H	2.02	0.71
1:E:247:GLY:O	3:E:6134:HOH:O	2.09	0.71
1:J:112:ASP:CB	1:J:241:LEU:HB2	2.20	0.71
1:M:202:LEU:HD13	1:M:221:ILE:HB	1.70	0.71
1:N:325:ASP:HB3	3:N:6254:HOH:O	1.90	0.71
1:P:207:PRO:HD2	1:P:210:ASP:OD1	1.91	0.71
1:R:26:ALA:HB1	3:R:6172:HOH:O	1.90	0.71
1:S:264:GLN:HG3	1:S:445:GLU:HB2	1.73	0.71
1:R:368:VAL:HG23	3:R:6061:HOH:O	1.89	0.71
1:T:32:LYS:HB3	1:T:271:TYR:OH	1.89	0.71
1:V:360:SER:HB3	3:V:6218:HOH:O	1.89	0.71
3:E:6212:HOH:O	1:H:175:SER:HB2	1.91	0.71
1:J:207:PRO:HD2	1:J:210:ASP:OD1	1.89	0.71
1:M:128:GLU:OE2	1:M:197:GLU:HB3	1.91	0.71
1:Q:20:GLN:O	1:Q:24:VAL:HG23	1.91	0.71
1:V:264:GLN:HG3	1:V:445:GLU:HB2	1.73	0.71
1:B:338:MET:HB2	1:B:428:MET:CE	2.21	0.71
1:G:235:ASP:HA	1:H:393:ARG:NH1	2.05	0.71
1:H:185:GLN:HG3	1:H:192:LYS:HG2	1.73	0.71
1:M:57:TYR:HA	1:M:75:LYS:O	1.91	0.71
1:N:16:TYR:HB3	3:N:6166:HOH:O	1.90	0.71
1:U:192:LYS:HB3	1:X:189:LYS:HZ2	1.54	0.71
1:I:202:LEU:HD13	1:I:221:ILE:HB	1.73	0.71
1:M:244:VAL:HG13	1:M:245:PRO:HD2	1.73	0.71
1:Q:112:ASP:HB2	1:Q:241:LEU:CB	2.18	0.71
1:R:178:LEU:HD23	1:R:178:LEU:H	1.55	0.71
1:S:178:LEU:HD23	1:S:178:LEU:H	1.55	0.71
1:T:112:ASP:CB	1:T:241:LEU:HB2	2.20	0.71
1:W:90:ILE:HD12	1:W:90:ILE:H	1.55	0.71
1:D:208:LEU:HD22	1:D:223:LYS:HB2	1.73	0.70
1:G:354:VAL:HG22	1:J:181:LEU:HD23	1.73	0.70

*Continued on next page...*

*Continued from previous page...*

Atom-1	Atom-2	Interatomic distance (Å)	Clash overlap (Å)
1:Q:264:GLN:HG3	1:Q:445:GLU:HB2	1.73	0.70
3:R:6064:HOH:O	1:S:411:VAL:HG23	1.90	0.70
1:V:20:GLN:O	1:V:24:VAL:HG23	1.90	0.70
1:A:203:ILE:HG22	1:D:257:SER:OG	1.91	0.70
1:I:189:LYS:HD2	1:L:192:LYS:HB3	1.72	0.70
1:M:80:ASN:HB2	1:M:308:LYS:HE2	1.72	0.70
1:P:90:ILE:H	1:P:90:ILE:HD12	1.56	0.70
1:P:112:ASP:HB2	1:P:241:LEU:CB	2.19	0.70
1:Q:338:MET:HB2	1:Q:428:MET:HE1	1.73	0.70
1:V:178:LEU:HD23	1:V:178:LEU:H	1.55	0.70
1:A:32:LYS:HB3	1:A:271:TYR:OH	1.90	0.70
1:A:83:LYS:HB2	1:A:303:THR:HG21	1.73	0.70
3:I:6179:HOH:O	1:L:202:LEU:HD13	1.89	0.70
1:P:112:ASP:CB	1:P:241:LEU:HB2	2.21	0.70
1:R:112:ASP:HB2	1:R:241:LEU:CB	2.19	0.70
1:S:203:ILE:HB	1:V:258:MET:SD	2.30	0.70
1:X:35:ILE:HG21	3:X:6214:HOH:O	1.91	0.70
1:D:264:GLN:HG3	1:D:445:GLU:HB2	1.71	0.70
1:E:266:ASP:OD1	1:E:342:ASP:HA	1.92	0.70
1:M:207:PRO:HD2	1:M:210:ASP:OD1	1.90	0.70
1:N:106:ILE:HG13	3:N:6231:HOH:O	1.91	0.70
1:N:189:LYS:HZ2	1:W:192:LYS:HB3	1.55	0.70
1:O:32:LYS:HB3	1:O:271:TYR:OH	1.90	0.70
1:O:191:SER:HB2	3:O:6085:HOH:O	1.91	0.70
1:O:208:LEU:HD22	1:O:223:LYS:HB2	1.74	0.70
1:Q:241:LEU:HD11	3:U:6090:HOH:O	1.91	0.70
1:T:128:GLU:OE2	1:T:197:GLU:HB3	1.92	0.70
1:U:460:SER:HB3	3:U:6215:HOH:O	1.92	0.70
1:V:32:LYS:HB3	1:V:271:TYR:OH	1.90	0.70
1:D:185:GLN:HG3	1:D:192:LYS:HG2	1.73	0.70
1:F:208:LEU:HD22	1:F:223:LYS:HB2	1.74	0.70
1:H:57:TYR:HA	1:H:75:LYS:O	1.92	0.70
1:I:228:LYS:NZ	3:I:6222:HOH:O	2.23	0.70
1:N:32:LYS:HB3	1:N:271:TYR:OH	1.91	0.70
1:P:50:LYS:HB2	1:P:50:LYS:HZ3	1.54	0.70
1:Q:181:LEU:HD23	1:T:354:VAL:HG22	1.72	0.70
1:T:19:LYS:HB2	3:T:6103:HOH:O	1.91	0.70
1:E:175:SER:N	3:E:6096:HOH:O	2.25	0.70
1:I:193:VAL:HG23	1:L:189:LYS:NZ	2.06	0.70
1:J:277:MET:HE2	1:J:288:ILE:HA	1.72	0.70
1:K:128:GLU:OE2	1:K:197:GLU:HB3	1.91	0.70

*Continued on next page...*

*Continued from previous page...*

Atom-1	Atom-2	Interatomic distance (Å)	Clash overlap (Å)
1:L:185:GLN:HG3	1:L:192:LYS:HG2	1.73	0.70
1:N:185:GLN:HG3	1:N:192:LYS:HG2	1.72	0.70
1:P:32:LYS:HB3	1:P:271:TYR:OH	1.91	0.70
1:P:185:GLN:HG3	1:P:192:LYS:HG2	1.74	0.70
1:S:150:VAL:HG21	1:S:158:ILE:HG23	1.72	0.70
1:W:202:LEU:CD1	1:W:221:ILE:HB	2.22	0.70
1:W:208:LEU:HD22	1:W:223:LYS:HB2	1.73	0.70
1:A:150:VAL:HG21	1:A:158:ILE:HG23	1.74	0.70
1:A:338:MET:HB2	1:A:428:MET:HE1	1.72	0.70
1:B:280:MET:SD	1:B:463:LEU:HD12	2.31	0.70
3:E:6059:HOH:O	1:I:358:ARG:HD2	1.91	0.70
1:F:32:LYS:HB3	1:F:271:TYR:OH	1.91	0.70
1:F:280:MET:SD	1:F:463:LEU:HD12	2.31	0.70
1:J:83:LYS:HB2	1:J:303:THR:HG21	1.74	0.70
1:M:178:LEU:HD23	1:M:178:LEU:H	1.55	0.70
1:N:280:MET:SD	1:N:463:LEU:HD12	2.31	0.70
1:O:20:GLN:O	1:O:24:VAL:HG23	1.91	0.70
1:Q:26:ALA:HB3	3:Q:6087:HOH:O	1.92	0.70
1:Q:185:GLN:HG3	1:Q:192:LYS:HG2	1.71	0.70
1:Q:235:ASP:HA	1:U:393:ARG:HH12	1.55	0.70
1:Q:338:MET:HB2	1:Q:428:MET:CE	2.22	0.70
1:R:311:GLU:HB3	1:S:330:ARG:HH11	1.57	0.70
1:S:57:TYR:HA	1:S:75:LYS:O	1.92	0.70
1:U:142:THR:HG21	1:X:443:PRO:HD2	1.74	0.70
1:V:57:TYR:HA	1:V:75:LYS:O	1.91	0.70
1:B:200:ASN:N	3:K:6107:HOH:O	2.24	0.70
1:B:208:LEU:HD22	1:B:223:LYS:HB2	1.74	0.70
1:C:192:LYS:HB3	1:F:189:LYS:NZ	2.06	0.70
1:D:277:MET:HE1	1:D:288:ILE:HA	1.73	0.70
1:E:189:LYS:NZ	1:H:193:VAL:HG23	2.06	0.70
1:F:330:ARG:HH11	1:H:311:GLU:HB3	1.56	0.70
1:G:142:THR:HG21	1:J:443:PRO:HD2	1.73	0.70
1:I:32:LYS:HB3	1:I:271:TYR:OH	1.92	0.70
1:J:330:ARG:HH11	1:L:311:GLU:HB3	1.57	0.70
1:K:50:LYS:HB2	1:K:50:LYS:HZ3	1.56	0.70
1:N:297:VAL:HG22	1:O:379:SER:HA	1.72	0.70
1:Q:196:GLY:HA3	1:U:411:VAL:HG21	1.74	0.70
1:R:20:GLN:O	1:R:24:VAL:HG23	1.91	0.70
1:T:185:GLN:HG3	1:T:192:LYS:HG2	1.73	0.70
1:A:205:SER:HB2	3:A:6016:HOH:O	1.92	0.70
1:C:178:LEU:HD23	1:C:178:LEU:H	1.56	0.70

*Continued on next page...*

*Continued from previous page...*

Atom-1	Atom-2	Interatomic distance (Å)	Clash overlap (Å)
1:J:100:LYS:HB2	1:J:287:CYS:HB3	1.74	0.70
1:L:150:VAL:HG21	1:L:158:ILE:HG23	1.73	0.70
1:M:385:ASN:HB2	3:M:6149:HOH:O	1.90	0.70
1:O:47:GLU:HG3	3:O:6086:HOH:O	1.90	0.70
1:O:189:LYS:NZ	1:R:193:VAL:HG23	2.07	0.70
1:P:338:MET:HB2	1:P:428:MET:HE1	1.73	0.70
1:Q:277:MET:HE2	1:Q:288:ILE:HA	1.74	0.70
1:S:192:LYS:HB3	1:V:189:LYS:NZ	2.07	0.70
1:V:100:LYS:HB2	1:V:287:CYS:HB3	1.71	0.70
1:B:250:ARG:HD2	3:B:6050:HOH:O	1.90	0.70
1:C:116:ASN:HA	3:C:6205:HOH:O	1.91	0.70
1:C:142:THR:HG21	1:F:443:PRO:HD2	1.74	0.70
1:G:40:THR:HG22	1:G:44:CYS:SG	2.32	0.70
1:I:10:LYS:HD2	1:I:10:LYS:N	2.04	0.70
1:L:112:ASP:CB	1:L:241:LEU:HB2	2.21	0.70
1:M:150:VAL:HG21	1:M:158:ILE:HG23	1.74	0.70
1:Q:57:TYR:HA	1:Q:75:LYS:O	1.92	0.70
1:S:100:LYS:HB2	1:S:287:CYS:HB3	1.73	0.70
1:T:338:MET:HB2	1:T:428:MET:HE1	1.73	0.70
1:T:338:MET:HB2	1:T:428:MET:CE	2.21	0.70
1:U:32:LYS:HB3	1:U:271:TYR:OH	1.92	0.70
1:W:185:GLN:HG3	1:W:192:LYS:HG2	1.73	0.70
1:B:136:LYS:HE2	1:C:376:ARG:HD2	1.74	0.69
1:E:142:THR:HA	3:H:6023:HOH:O	1.92	0.69
1:E:354:VAL:HG22	1:H:181:LEU:HD23	1.74	0.69
1:E:395:ILE:HD13	3:E:6159:HOH:O	1.90	0.69
1:F:185:GLN:HG3	1:F:192:LYS:HG2	1.74	0.69
1:G:128:GLU:OE2	1:G:197:GLU:HB3	1.92	0.69
1:K:112:ASP:HB2	1:K:241:LEU:CB	2.20	0.69
1:K:387:GLU:HG2	3:K:6183:HOH:O	1.90	0.69
1:U:128:GLU:OE2	1:U:197:GLU:HB3	1.92	0.69
1:A:57:TYR:HA	1:A:75:LYS:O	1.93	0.69
1:B:90:ILE:HD12	1:B:90:ILE:H	1.58	0.69
1:C:338:MET:HB2	1:C:428:MET:HE1	1.73	0.69
1:F:139:GLN:O	3:F:6014:HOH:O	2.10	0.69
1:G:100:LYS:HB2	1:G:287:CYS:HB3	1.75	0.69
1:H:92:LYS:NZ	3:H:6132:HOH:O	2.25	0.69
1:H:178:LEU:HD23	1:H:178:LEU:H	1.55	0.69
1:L:325:ASP:OD2	3:L:6065:HOH:O	2.10	0.69
1:M:100:LYS:HB2	1:M:287:CYS:HB3	1.74	0.69
1:O:150:VAL:HG21	1:O:158:ILE:HG23	1.74	0.69

*Continued on next page...*

*Continued from previous page...*

Atom-1	Atom-2	Interatomic distance (Å)	Clash overlap (Å)
1:P:47:GLU:HG2	3:P:6176:HOH:O	1.91	0.69
1:S:83:LYS:HD2	3:S:6228:HOH:O	1.90	0.69
1:V:328:LYS:NZ	1:W:328:LYS:HG3	2.06	0.69
1:C:112:ASP:CB	1:C:241:LEU:HB2	2.20	0.69
1:C:221:ILE:HD11	1:F:254:PHE:HB2	1.73	0.69
1:E:50:LYS:HB2	1:E:50:LYS:HZ3	1.57	0.69
1:H:353:ASN:HA	3:H:6057:HOH:O	1.90	0.69
1:I:420:ALA:O	3:I:6103:HOH:O	2.09	0.69
1:J:208:LEU:HD22	1:J:223:LYS:HB2	1.74	0.69
1:K:90:ILE:H	1:K:90:ILE:HD12	1.57	0.69
1:K:235:ASP:HA	1:L:393:ARG:NH1	2.06	0.69
1:M:189:LYS:HB2	1:P:189:LYS:HA	1.74	0.69
1:N:112:ASP:HB2	1:N:241:LEU:CB	2.19	0.69
1:O:235:ASP:HA	1:P:393:ARG:HH12	1.57	0.69
1:W:202:LEU:HD13	1:W:221:ILE:HB	1.74	0.69
1:G:122:THR:HG23	3:J:6195:HOH:O	1.92	0.69
1:M:112:ASP:HB2	1:M:241:LEU:CB	2.20	0.69
1:R:102:LEU:HB3	3:R:6133:HOH:O	1.90	0.69
3:R:6153:HOH:O	1:T:294:LYS:HE3	1.92	0.69
1:S:128:GLU:OE2	1:S:197:GLU:HB3	1.91	0.69
1:T:26:ALA:HB1	3:T:6050:HOH:O	1.93	0.69
1:V:160:ASN:HB2	3:V:6105:HOH:O	1.90	0.69
1:C:277:MET:HE2	1:C:288:ILE:HA	1.72	0.69
1:D:265:ASP:HB3	3:D:6065:HOH:O	1.92	0.69
1:D:266:ASP:OD1	1:D:342:ASP:HA	1.93	0.69
1:E:172:PHE:HB3	1:E:199:LEU:HD11	1.74	0.69
1:N:299:SER:HA	3:N:6147:HOH:O	1.91	0.69
1:P:280:MET:SD	1:P:463:LEU:HD12	2.33	0.69
1:R:83:LYS:HB2	1:R:303:THR:HG21	1.75	0.69
1:S:254:PHE:HB2	1:V:221:ILE:HD11	1.75	0.69
1:U:69:THR:HB	3:U:6071:HOH:O	1.91	0.69
1:H:463:LEU:HD23	1:H:464:ASN:N	2.05	0.69
1:K:150:VAL:HG21	1:K:158:ILE:HG23	1.75	0.69
1:K:284:LYS:NZ	3:K:6029:HOH:O	2.23	0.69
1:K:305:MET:HA	3:K:6233:HOH:O	1.91	0.69
1:P:126:MET:HA	1:P:200:ASN:HA	1.75	0.69
1:R:185:GLN:HG3	1:R:192:LYS:HG2	1.73	0.69
1:U:83:LYS:HB2	1:U:303:THR:HG21	1.75	0.69
1:U:304:GLY:O	3:U:6096:HOH:O	2.09	0.69
1:X:83:LYS:HB2	1:X:303:THR:HG21	1.73	0.69
1:B:32:LYS:HB3	1:B:271:TYR:OH	1.91	0.69

*Continued on next page...*

*Continued from previous page...*

Atom-1	Atom-2	Interatomic distance (Å)	Clash overlap (Å)
1:B:266:ASP:OD1	1:B:342:ASP:HA	1.93	0.69
1:E:338:MET:HB2	1:E:428:MET:HE1	1.72	0.69
1:F:126:MET:HA	1:F:200:ASN:HA	1.74	0.69
1:F:338:MET:HB2	1:F:428:MET:CE	2.23	0.69
1:G:266:ASP:OD1	1:G:342:ASP:HA	1.93	0.69
1:M:139:GLN:HG3	1:P:139:GLN:HG3	1.73	0.69
1:N:150:VAL:HG21	1:N:158:ILE:HG23	1.74	0.69
1:O:54:LYS:HB3	3:O:6041:HOH:O	1.91	0.69
1:Q:208:LEU:HD22	1:Q:223:LYS:HB2	1.75	0.69
1:V:185:GLN:HG3	1:V:192:LYS:HG2	1.75	0.69
1:C:57:TYR:HA	1:C:75:LYS:O	1.93	0.69
1:D:120:GLU:HB2	1:D:218:LYS:HB2	1.73	0.69
1:F:172:PHE:HB3	1:F:199:LEU:HD11	1.74	0.69
1:H:50:LYS:HB2	1:H:50:LYS:HZ3	1.56	0.69
1:I:80:ASN:HB2	1:I:308:LYS:HE2	1.73	0.69
1:I:192:LYS:HB3	1:L:189:LYS:HZ2	1.57	0.69
1:I:338:MET:HB2	1:I:428:MET:CE	2.23	0.69
1:J:32:LYS:HB3	1:J:271:TYR:OH	1.92	0.69
1:K:283:ALA:HB1	3:K:6032:HOH:O	1.93	0.69
1:L:338:MET:HB2	1:L:428:MET:CE	2.23	0.69
1:N:309:PHE:HB3	3:N:6212:HOH:O	1.92	0.69
1:P:150:VAL:HG21	1:P:158:ILE:HG23	1.73	0.69
1:R:232:SER:HB2	1:S:7:LYS:HE2	1.75	0.69
1:S:203:ILE:HG22	1:V:257:SER:OG	1.93	0.69
1:U:189:LYS:NZ	1:X:193:VAL:HG23	2.07	0.69
1:U:264:GLN:HG3	1:U:445:GLU:HB2	1.74	0.69
1:V:280:MET:SD	1:V:463:LEU:HD12	2.32	0.69
1:W:280:MET:SD	1:W:463:LEU:HD12	2.32	0.69
1:A:264:GLN:HG3	1:A:445:GLU:HB2	1.74	0.69
1:C:280:MET:SD	1:C:463:LEU:HD12	2.31	0.69
1:E:57:TYR:HA	1:E:75:LYS:O	1.93	0.69
1:E:150:VAL:HG21	1:E:158:ILE:HG23	1.73	0.69
1:F:143:LEU:O	1:F:143:LEU:HD13	1.93	0.69
1:H:112:ASP:CB	1:H:241:LEU:HB2	2.21	0.69
1:J:120:GLU:HB2	1:J:218:LYS:HB2	1.75	0.69
1:M:208:LEU:HD22	1:M:223:LYS:HB2	1.75	0.69
1:R:328:LYS:HG3	1:T:328:LYS:NZ	2.07	0.69
1:S:126:MET:HA	1:S:200:ASN:HA	1.75	0.69
1:X:32:LYS:HB3	1:X:271:TYR:OH	1.92	0.69
1:A:214:LYS:HB3	3:A:6083:HOH:O	1.91	0.69
1:E:185:GLN:HG3	1:E:192:LYS:HG2	1.73	0.69

*Continued on next page...*



*Continued from previous page...*

Atom-1	Atom-2	Interatomic distance (Å)	Clash overlap (Å)
1:E:264:GLN:HG3	1:E:445:GLU:HB2	1.75	0.69
1:H:120:GLU:HB2	1:H:218:LYS:HB2	1.75	0.69
1:I:189:LYS:HB2	1:L:189:LYS:HA	1.75	0.69
1:L:57:TYR:HA	1:L:75:LYS:O	1.92	0.69
1:M:83:LYS:HB2	1:M:303:THR:HG21	1.75	0.69
1:O:288:ILE:HD12	3:O:6137:HOH:O	1.92	0.69
1:U:208:LEU:HD22	1:U:223:LYS:HB2	1.75	0.69
1:X:185:GLN:HG3	1:X:192:LYS:HG2	1.75	0.69
1:A:89:LEU:HB2	3:A:6119:HOH:O	1.92	0.68
1:C:19:LYS:HA	3:C:6124:HOH:O	1.91	0.68
1:D:57:TYR:H	1:D:75:LYS:HG3	1.58	0.68
1:D:188:LYS:HD3	3:D:6155:HOH:O	1.92	0.68
1:E:148:HIS:HD2	3:E:6018:HOH:O	1.76	0.68
1:E:444:TRP:CH2	3:E:6134:HOH:O	2.45	0.68
1:H:128:GLU:OE2	1:H:197:GLU:HB3	1.93	0.68
1:N:208:LEU:HD22	1:N:223:LYS:HB2	1.75	0.68
1:O:83:LYS:HB2	1:O:303:THR:HG21	1.75	0.68
1:P:186:LEU:HG	3:P:6152:HOH:O	1.92	0.68
1:Q:100:LYS:HB2	1:Q:287:CYS:HB3	1.73	0.68
1:Q:189:LYS:HD2	1:T:192:LYS:HB3	1.76	0.68
1:Q:266:ASP:OD1	1:Q:342:ASP:HA	1.94	0.68
1:R:100:LYS:HB2	1:R:287:CYS:HB3	1.74	0.68
1:R:112:ASP:CB	1:R:241:LEU:HB2	2.21	0.68
1:S:221:ILE:HD11	1:V:254:PHE:HB2	1.75	0.68
1:X:57:TYR:HA	1:X:75:LYS:O	1.92	0.68
1:X:90:ILE:H	1:X:90:ILE:HD12	1.59	0.68
1:X:100:LYS:HB2	1:X:287:CYS:HB3	1.74	0.68
1:B:172:PHE:HB3	1:B:199:LEU:HD11	1.75	0.68
1:B:463:LEU:HD23	1:B:464:ASN:N	2.07	0.68
1:C:328:LYS:NZ	1:D:328:LYS:HG3	2.08	0.68
1:E:112:ASP:CB	1:E:241:LEU:HB2	2.21	0.68
1:G:20:GLN:O	1:G:24:VAL:HG23	1.92	0.68
1:H:100:LYS:HB2	1:H:287:CYS:HB3	1.74	0.68
1:J:81:ARG:HG2	3:K:6226:HOH:O	1.92	0.68
1:J:355:MET:HG2	3:J:6138:HOH:O	1.92	0.68
1:J:461:ALA:HB1	3:J:6075:HOH:O	1.93	0.68
1:L:83:LYS:HB2	1:L:303:THR:HG21	1.75	0.68
1:O:189:LYS:NZ	1:R:192:LYS:HB3	2.08	0.68
1:P:83:LYS:HB2	1:P:303:THR:HG21	1.75	0.68
1:Q:192:LYS:HB3	1:T:189:LYS:HD2	1.75	0.68
1:T:172:PHE:HB3	1:T:199:LEU:HD11	1.75	0.68

*Continued on next page...*

*Continued from previous page...*

Atom-1	Atom-2	Interatomic distance (Å)	Clash overlap (Å)
1:U:338:MET:HB2	1:U:428:MET:HE1	1.76	0.68
1:D:128:GLU:OE2	1:D:197:GLU:HB3	1.93	0.68
1:E:120:GLU:HB2	1:E:218:LYS:HB2	1.75	0.68
1:G:52:ALA:HB2	3:G:6086:HOH:O	1.91	0.68
1:H:172:PHE:HB3	1:H:199:LEU:HD11	1.76	0.68
1:L:126:MET:HA	1:L:200:ASN:HA	1.75	0.68
1:N:264:GLN:HG3	1:N:445:GLU:HB2	1.74	0.68
1:T:208:LEU:HD22	1:T:223:LYS:HB2	1.75	0.68
1:T:311:GLU:HB3	3:T:6107:HOH:O	1.92	0.68
1:U:185:GLN:HG3	1:U:192:LYS:HG2	1.74	0.68
1:U:189:LYS:HZ2	1:X:192:LYS:HB3	1.59	0.68
1:G:120:GLU:HB2	1:G:218:LYS:HB2	1.76	0.68
1:G:280:MET:SD	1:G:463:LEU:HD12	2.33	0.68
1:G:443:PRO:HD2	1:J:142:THR:HG21	1.75	0.68
1:H:280:MET:SD	1:H:463:LEU:HD12	2.33	0.68
1:J:264:GLN:HG3	1:J:445:GLU:HB2	1.76	0.68
1:J:378:LYS:HZ1	1:L:241:LEU:HD21	1.57	0.68
1:M:90:ILE:HA	1:M:286:THR:HG23	1.76	0.68
1:M:193:VAL:HG23	1:P:189:LYS:NZ	2.07	0.68
1:M:254:PHE:CB	1:P:221:ILE:HD11	2.22	0.68
1:N:83:LYS:HB2	1:N:303:THR:HG21	1.75	0.68
1:N:128:GLU:OE2	1:N:197:GLU:HB3	1.94	0.68
1:R:208:LEU:HD22	1:R:223:LYS:HB2	1.75	0.68
1:S:112:ASP:CB	1:S:241:LEU:HB2	2.21	0.68
1:U:120:GLU:HB2	1:U:218:LYS:HB2	1.74	0.68
1:V:112:ASP:CB	1:V:241:LEU:HB2	2.21	0.68
1:A:90:ILE:HA	1:A:286:THR:HG23	1.76	0.68
1:C:172:PHE:HB3	1:C:199:LEU:HD11	1.74	0.68
1:H:90:ILE:H	1:H:90:ILE:HD12	1.58	0.68
1:I:112:ASP:CB	1:I:241:LEU:HB2	2.21	0.68
1:L:50:LYS:HB2	1:L:50:LYS:HZ3	1.58	0.68
1:M:189:LYS:HA	1:P:189:LYS:HB2	1.74	0.68
1:N:126:MET:HA	1:N:200:ASN:HA	1.76	0.68
1:O:139:GLN:HG3	1:R:139:GLN:HG3	1.74	0.68
1:P:100:LYS:HB2	1:P:287:CYS:HB3	1.73	0.68
1:P:128:GLU:OE2	1:P:197:GLU:HB3	1.93	0.68
1:P:172:PHE:HB3	1:P:199:LEU:HD11	1.75	0.68
1:P:338:MET:HB2	1:P:428:MET:CE	2.23	0.68
1:T:83:LYS:HB2	1:T:303:THR:HG21	1.76	0.68
1:T:120:GLU:HB2	1:T:218:LYS:HB2	1.75	0.68
1:U:139:GLN:HA	3:U:6187:HOH:O	1.92	0.68

*Continued on next page...*

*Continued from previous page...*

Atom-1	Atom-2	Interatomic distance (Å)	Clash overlap (Å)
1:W:120:GLU:HB2	1:W:218:LYS:HB2	1.75	0.68
1:C:130:HIS:ND1	3:C:6079:HOH:O	2.26	0.68
1:E:7:LYS:HE3	1:E:9:TYR:CE2	2.28	0.68
1:K:208:LEU:HD22	1:K:223:LYS:HB2	1.76	0.68
1:N:57:TYR:H	1:N:75:LYS:HG3	1.59	0.68
1:O:193:VAL:HG23	1:R:189:LYS:HZ3	1.57	0.68
1:R:57:TYR:HA	1:R:75:LYS:O	1.93	0.68
1:D:112:ASP:HB2	1:D:241:LEU:CB	2.19	0.68
1:E:32:LYS:HB3	1:E:271:TYR:OH	1.92	0.68
1:E:193:VAL:HG23	1:H:189:LYS:NZ	2.08	0.68
1:H:208:LEU:HD22	1:H:223:LYS:HB2	1.75	0.68
1:K:266:ASP:OD1	1:K:342:ASP:HA	1.93	0.68
1:L:439:ASN:ND2	3:L:6107:HOH:O	2.24	0.68
1:Q:280:MET:SD	1:Q:463:LEU:HD12	2.33	0.68
1:U:60:ILE:HD12	3:U:6147:HOH:O	1.92	0.68
1:B:54:LYS:HA	3:B:6021:HOH:O	1.93	0.68
1:B:57:TYR:H	1:B:75:LYS:HG3	1.59	0.68
1:B:126:MET:HA	1:B:200:ASN:HA	1.76	0.68
1:C:63:ILE:HG23	3:C:6140:HOH:O	1.94	0.68
1:C:83:LYS:HB2	1:C:303:THR:HG21	1.75	0.68
1:D:83:LYS:HB2	1:D:303:THR:HG21	1.76	0.68
1:D:172:PHE:HB3	1:D:199:LEU:HD11	1.76	0.68
1:E:192:LYS:HB3	1:H:189:LYS:HD2	1.75	0.68
1:F:112:ASP:HB2	1:F:241:LEU:CB	2.21	0.68
1:F:266:ASP:OD1	1:F:342:ASP:HA	1.93	0.68
1:G:172:PHE:HB3	1:G:199:LEU:HD11	1.76	0.68
1:I:100:LYS:HB2	1:I:287:CYS:HB3	1.74	0.68
1:J:26:ALA:HB1	3:J:6041:HOH:O	1.93	0.68
1:J:126:MET:HA	1:J:200:ASN:HA	1.75	0.68
1:J:404:GLN:HG3	3:J:6088:HOH:O	1.94	0.68
1:K:83:LYS:HB2	1:K:303:THR:HG21	1.74	0.68
1:M:266:ASP:OD1	1:M:342:ASP:HA	1.94	0.68
1:M:430:VAL:HB	3:M:6220:HOH:O	1.94	0.68
1:Q:112:ASP:CB	1:Q:241:LEU:HB2	2.21	0.68
1:U:65:ALA:HB2	3:U:6164:HOH:O	1.94	0.68
1:V:42:ARG:HA	3:V:6246:HOH:O	1.93	0.68
1:D:357:LYS:HE3	3:D:6147:HOH:O	1.93	0.68
1:F:100:LYS:HB2	1:F:287:CYS:HB3	1.74	0.68
1:G:150:VAL:HG21	1:G:158:ILE:HG23	1.75	0.68
1:H:32:LYS:HB3	1:H:271:TYR:OH	1.93	0.68
1:I:208:LEU:HD22	1:I:223:LYS:HB2	1.75	0.68

*Continued on next page...*

*Continued from previous page...*

Atom-1	Atom-2	Interatomic distance (Å)	Clash overlap (Å)
1:K:90:ILE:HA	1:K:286:THR:HG23	1.75	0.68
1:N:100:LYS:HB2	1:N:287:CYS:HB3	1.76	0.68
1:N:221:ILE:HD11	1:W:254:PHE:HB2	1.75	0.68
1:P:120:GLU:HB2	1:P:218:LYS:HB2	1.76	0.68
1:R:150:VAL:HG21	1:R:158:ILE:HG23	1.74	0.68
1:W:126:MET:HA	1:W:200:ASN:HA	1.75	0.68
1:B:120:GLU:HB2	1:B:218:LYS:HB2	1.75	0.68
3:G:6067:HOH:O	1:H:411:VAL:HG23	1.93	0.68
1:O:57:TYR:HA	1:O:75:LYS:O	1.94	0.68
1:O:143:LEU:HD13	1:O:143:LEU:O	1.94	0.68
1:P:57:TYR:HA	1:P:75:LYS:O	1.94	0.68
1:P:143:LEU:O	1:P:143:LEU:HD13	1.93	0.68
1:P:266:ASP:OD1	1:P:342:ASP:HA	1.94	0.68
1:B:264:GLN:HG3	1:B:445:GLU:HB2	1.74	0.67
1:C:288:ILE:HB	3:C:6033:HOH:O	1.92	0.67
1:F:411:VAL:HG21	1:H:196:GLY:HA3	1.76	0.67
1:G:185:GLN:HG3	1:G:192:LYS:HG2	1.74	0.67
1:H:342:ASP:HB2	3:H:6093:HOH:O	1.93	0.67
1:I:172:PHE:HB3	1:I:199:LEU:HD11	1.76	0.67
1:J:69:THR:HB	3:J:6121:HOH:O	1.94	0.67
1:J:411:VAL:HG21	1:L:196:GLY:HA3	1.77	0.67
1:K:172:PHE:HB3	1:K:199:LEU:HD11	1.76	0.67
1:M:189:LYS:HZ2	1:P:192:LYS:HB3	1.59	0.67
1:N:143:LEU:O	1:N:143:LEU:HD13	1.93	0.67
1:O:128:GLU:OE2	1:O:197:GLU:HB3	1.93	0.67
1:R:61:GLU:HB3	3:R:6070:HOH:O	1.94	0.67
1:V:128:GLU:OE2	1:V:197:GLU:HB3	1.94	0.67
1:W:57:TYR:H	1:W:75:LYS:HG3	1.59	0.67
1:W:367:ILE:HA	3:W:6087:HOH:O	1.93	0.67
1:X:208:LEU:HD22	1:X:223:LYS:HB2	1.77	0.67
1:A:90:ILE:H	1:A:90:ILE:HD12	1.59	0.67
1:A:172:PHE:HB3	1:A:199:LEU:HD11	1.75	0.67
1:B:139:GLN:HG3	1:K:139:GLN:HG3	1.75	0.67
1:D:29:ASP:HB2	3:D:6080:HOH:O	1.94	0.67
1:F:405:THR:HB	3:F:6096:HOH:O	1.93	0.67
1:I:150:VAL:HG21	1:I:158:ILE:HG23	1.75	0.67
1:K:342:ASP:HB2	3:K:6151:HOH:O	1.95	0.67
1:O:90:ILE:HA	1:O:286:THR:HG23	1.76	0.67
1:O:100:LYS:HB2	1:O:287:CYS:HB3	1.76	0.67
1:R:128:GLU:OE2	1:R:197:GLU:HB3	1.94	0.67
1:A:185:GLN:HG3	1:A:192:LYS:HG2	1.76	0.67

*Continued on next page...*

*Continued from previous page...*

Atom-1	Atom-2	Interatomic distance (Å)	Clash overlap (Å)
1:F:411:VAL:HG23	3:H:6054:HOH:O	1.94	0.67
1:G:50:LYS:HB2	1:G:50:LYS:HZ3	1.59	0.67
1:G:192:LYS:HB3	1:J:189:LYS:NZ	2.09	0.67
1:J:150:VAL:HG21	1:J:158:ILE:HG23	1.74	0.67
1:N:25:PHE:HA	1:N:28:GLY:HA3	1.76	0.67
1:Q:120:GLU:HB2	1:Q:218:LYS:HB2	1.75	0.67
1:S:90:ILE:HA	1:S:286:THR:HG23	1.76	0.67
1:V:83:LYS:HB2	1:V:303:THR:HG21	1.76	0.67
1:V:120:GLU:HB2	1:V:218:LYS:HB2	1.76	0.67
1:X:112:ASP:CB	1:X:241:LEU:HB2	2.21	0.67
1:X:280:MET:SD	1:X:463:LEU:HD12	2.33	0.67
1:A:100:LYS:HB2	1:A:287:CYS:HB3	1.75	0.67
1:B:83:LYS:HB2	1:B:303:THR:HG21	1.75	0.67
1:E:90:ILE:H	1:E:90:ILE:HD12	1.58	0.67
1:E:139:GLN:HG3	1:H:139:GLN:HG3	1.76	0.67
1:F:202:LEU:HD22	1:F:221:ILE:HG12	1.76	0.67
1:G:463:LEU:HD23	1:G:464:ASN:N	2.06	0.67
1:I:90:ILE:H	1:I:90:ILE:HD12	1.59	0.67
1:I:189:LYS:NZ	1:L:193:VAL:HG23	2.09	0.67
1:J:139:GLN:HG2	3:J:6029:HOH:O	1.94	0.67
1:J:462:PHE:HA	3:J:6177:HOH:O	1.95	0.67
1:K:185:GLN:HG3	1:K:192:LYS:HG2	1.74	0.67
1:M:185:GLN:HG3	1:M:192:LYS:HG2	1.75	0.67
1:N:142:THR:HG21	1:W:443:PRO:HD2	1.75	0.67
1:O:120:GLU:HB2	1:O:218:LYS:HB2	1.76	0.67
1:S:120:GLU:HB2	1:S:218:LYS:HB2	1.76	0.67
1:T:40:THR:HG22	1:T:44:CYS:SG	2.34	0.67
1:A:120:GLU:HB2	1:A:218:LYS:HB2	1.75	0.67
1:A:126:MET:HA	1:A:200:ASN:HA	1.76	0.67
1:C:206:ILE:HG13	1:C:216:LYS:HB3	1.76	0.67
1:C:208:LEU:HD22	1:C:223:LYS:HB2	1.76	0.67
1:C:280:MET:HA	3:C:6023:HOH:O	1.92	0.67
1:F:90:ILE:H	1:F:90:ILE:HD12	1.59	0.67
1:G:208:LEU:HD22	1:G:223:LYS:HB2	1.77	0.67
1:K:57:TYR:HA	1:K:75:LYS:O	1.94	0.67
1:L:90:ILE:H	1:L:90:ILE:HD12	1.60	0.67
1:L:100:LYS:HB2	1:L:287:CYS:HB3	1.76	0.67
1:S:189:LYS:NZ	1:V:193:VAL:HG23	2.10	0.67
1:V:277:MET:HE2	1:V:288:ILE:HA	1.77	0.67
1:V:463:LEU:HD23	1:V:464:ASN:N	2.08	0.67
1:X:120:GLU:HB2	1:X:218:LYS:HB2	1.77	0.67

*Continued on next page...*

*Continued from previous page...*

Atom-1	Atom-2	Interatomic distance (Å)	Clash overlap (Å)
1:A:187:GLU:HG2	3:A:6142:HOH:O	1.95	0.67
1:D:57:TYR:HA	1:D:75:LYS:O	1.94	0.67
1:D:150:VAL:HG21	1:D:158:ILE:HG23	1.75	0.67
1:F:154:LYS:HE3	3:F:6227:HOH:O	1.94	0.67
1:I:25:PHE:HA	1:I:28:GLY:HA3	1.77	0.67
1:M:112:ASP:CB	1:M:241:LEU:HB2	2.23	0.67
1:O:181:LEU:HD23	1:R:354:VAL:HG22	1.75	0.67
1:P:208:LEU:HD22	1:P:223:LYS:HB2	1.75	0.67
1:Q:172:PHE:HB3	1:Q:199:LEU:HD11	1.76	0.67
1:S:208:LEU:HD22	1:S:223:LYS:HB2	1.77	0.67
1:T:143:LEU:HG	3:T:6231:HOH:O	1.94	0.67
1:T:185:GLN:O	3:T:6042:HOH:O	2.12	0.67
1:T:404:GLN:HB2	3:T:6128:HOH:O	1.95	0.67
1:V:172:PHE:HB3	1:V:199:LEU:HD11	1.76	0.67
1:B:85:LEU:HD21	3:B:6099:HOH:O	1.93	0.67
1:D:372:TYR:CD2	3:D:6153:HOH:O	2.46	0.67
1:E:429:GLN:NE2	3:E:6174:HOH:O	2.26	0.67
1:I:120:GLU:HB2	1:I:218:LYS:HB2	1.76	0.67
1:J:195:GLU:HG3	3:J:6189:HOH:O	1.94	0.67
1:K:112:ASP:CB	1:K:241:LEU:HB2	2.22	0.67
1:L:120:GLU:HB2	1:L:218:LYS:HB2	1.77	0.67
1:L:280:MET:SD	1:L:463:LEU:HD12	2.34	0.67
1:N:112:ASP:CB	1:N:241:LEU:HB2	2.20	0.67
1:P:29:ASP:HB2	3:P:6146:HOH:O	1.92	0.67
1:P:107:ASP:HB3	1:P:293:ASP:HB2	1.76	0.67
1:Q:317:ILE:HG22	3:Q:6168:HOH:O	1.93	0.67
1:S:152:VAL:HG23	3:S:6156:HOH:O	1.95	0.67
1:T:280:MET:SD	1:T:463:LEU:HD12	2.34	0.67
1:U:57:TYR:H	1:U:75:LYS:HG3	1.58	0.67
1:V:208:LEU:HD22	1:V:223:LYS:HB2	1.75	0.67
1:W:32:LYS:HB3	1:W:271:TYR:OH	1.94	0.67
1:W:235:ASP:HA	1:X:393:ARG:NH1	2.09	0.67
1:W:266:ASP:OD1	1:W:342:ASP:HA	1.94	0.67
1:A:189:LYS:HD2	1:D:192:LYS:HB3	1.75	0.67
1:L:208:LEU:HD22	1:L:223:LYS:HB2	1.76	0.67
1:M:120:GLU:HB2	1:M:218:LYS:HB2	1.77	0.67
1:N:206:ILE:HG13	1:N:216:LYS:HB3	1.77	0.67
1:O:419:ILE:HG12	3:O:6072:HOH:O	1.95	0.67
1:R:172:PHE:HB3	1:R:199:LEU:HD11	1.76	0.67
1:R:206:ILE:HG13	1:R:216:LYS:HB3	1.77	0.67
1:U:126:MET:HA	1:U:200:ASN:HA	1.77	0.67

*Continued on next page...*

*Continued from previous page...*

Atom-1	Atom-2	Interatomic distance (Å)	Clash overlap (Å)
1:U:150:VAL:HG21	1:U:158:ILE:HG23	1.76	0.67
1:V:196:GLY:HA3	1:W:411:VAL:HG21	1.76	0.67
1:V:206:ILE:HG13	1:V:216:LYS:HB3	1.77	0.67
1:V:266:ASP:OD1	1:V:342:ASP:HA	1.94	0.67
1:B:185:GLN:HG3	1:B:192:LYS:HG2	1.76	0.67
1:B:300:ILE:HG12	1:C:381:CYS:O	1.95	0.67
1:D:280:MET:SD	1:D:463:LEU:HD12	2.35	0.67
1:E:83:LYS:HB2	1:E:303:THR:HG21	1.77	0.67
1:E:128:GLU:OE2	1:E:197:GLU:HB3	1.95	0.67
1:E:221:ILE:HD11	1:H:254:PHE:HB2	1.77	0.67
1:G:90:ILE:HD12	1:G:90:ILE:H	1.59	0.67
1:I:254:PHE:HB2	1:L:221:ILE:HD11	1.77	0.67
1:M:40:THR:HG22	1:M:44:CYS:SG	2.34	0.67
1:R:57:TYR:H	1:R:75:LYS:HG3	1.59	0.67
1:S:199:LEU:HG	3:S:6118:HOH:O	1.94	0.67
1:B:364:GLY:HA3	3:B:6032:HOH:O	1.94	0.67
1:C:25:PHE:HA	1:C:28:GLY:HA3	1.77	0.67
1:I:338:MET:HB2	1:I:428:MET:HE1	1.77	0.67
1:J:278:LEU:HG	3:J:6063:HOH:O	1.94	0.67
1:L:128:GLU:OE2	1:L:197:GLU:HB3	1.95	0.67
1:N:57:TYR:HA	1:N:75:LYS:O	1.95	0.67
1:N:228:LYS:NZ	3:N:6217:HOH:O	2.27	0.67
1:O:185:GLN:HG3	1:O:192:LYS:HG2	1.75	0.67
1:O:206:ILE:HG13	1:O:216:LYS:HB3	1.77	0.67
1:O:266:ASP:OD1	1:O:342:ASP:HA	1.94	0.67
1:R:90:ILE:HA	1:R:286:THR:HG23	1.76	0.67
1:U:90:ILE:HA	1:U:286:THR:HG23	1.77	0.67
1:U:90:ILE:H	1:U:90:ILE:HD12	1.59	0.67
1:B:47:GLU:HB2	3:B:6108:HOH:O	1.95	0.66
1:C:90:ILE:HA	1:C:286:THR:HG23	1.77	0.66
1:E:139:GLN:HG3	3:E:6106:HOH:O	1.94	0.66
1:J:185:GLN:HG3	1:J:192:LYS:HG2	1.75	0.66
1:K:143:LEU:O	1:K:143:LEU:HD13	1.95	0.66
1:L:20:GLN:O	1:L:24:VAL:HG23	1.95	0.66
1:N:172:PHE:HB3	1:N:199:LEU:HD11	1.76	0.66
1:N:193:VAL:HG23	1:W:189:LYS:NZ	2.10	0.66
1:S:185:GLN:HB2	3:S:6238:HOH:O	1.94	0.66
1:V:90:ILE:H	1:V:90:ILE:HD12	1.60	0.66
1:E:189:LYS:HA	1:H:189:LYS:HB2	1.77	0.66
1:J:94:PRO:HB3	3:J:6085:HOH:O	1.93	0.66
1:M:281:LYS:HD2	3:M:6170:HOH:O	1.95	0.66

*Continued on next page...*

*Continued from previous page...*

Atom-1	Atom-2	Interatomic distance (Å)	Clash overlap (Å)
1:O:172:PHE:HB3	1:O:199:LEU:HD11	1.77	0.66
1:U:136:LYS:HG3	3:U:6209:HOH:O	1.94	0.66
1:W:172:PHE:HB3	1:W:199:LEU:HD11	1.76	0.66
1:X:266:ASP:OD1	1:X:342:ASP:HA	1.95	0.66
1:E:90:ILE:HA	1:E:286:THR:HG23	1.77	0.66
1:E:208:LEU:HD22	1:E:223:LYS:HB2	1.76	0.66
1:F:205:SER:HB2	3:F:6045:HOH:O	1.95	0.66
1:I:192:LYS:HB3	1:L:189:LYS:HD2	1.76	0.66
1:I:311:GLU:HB3	3:I:6034:HOH:O	1.94	0.66
1:J:57:TYR:H	1:J:75:LYS:HG3	1.60	0.66
1:J:90:ILE:HD12	1:J:90:ILE:H	1.59	0.66
1:Q:189:LYS:NZ	1:T:193:VAL:HG23	2.11	0.66
1:S:266:ASP:OD1	1:S:342:ASP:HA	1.96	0.66
1:W:90:ILE:HA	1:W:286:THR:HG23	1.77	0.66
1:A:30:ARG:NH1	3:A:6015:HOH:O	2.26	0.66
1:A:208:LEU:HD22	1:A:223:LYS:HB2	1.77	0.66
1:D:90:ILE:H	1:D:90:ILE:HD12	1.60	0.66
1:E:277:MET:HE2	1:E:288:ILE:HA	1.77	0.66
1:E:440:MSE:N	3:E:6071:HOH:O	2.29	0.66
1:F:297:VAL:HG22	1:G:379:SER:HA	1.76	0.66
1:H:206:ILE:HG13	1:H:216:LYS:HB3	1.77	0.66
1:I:126:MET:HA	1:I:200:ASN:HA	1.77	0.66
1:O:280:MET:SD	1:O:463:LEU:HD12	2.35	0.66
1:Q:40:THR:HG22	1:Q:44:CYS:SG	2.36	0.66
1:Q:90:ILE:HA	1:Q:286:THR:HG23	1.76	0.66
1:T:90:ILE:H	1:T:90:ILE:HD12	1.61	0.66
1:X:150:VAL:HG21	1:X:158:ILE:HG23	1.77	0.66
1:A:57:TYR:H	1:A:75:LYS:HG3	1.59	0.66
1:C:185:GLN:HG3	1:C:192:LYS:HG2	1.76	0.66
1:G:181:LEU:HD23	1:J:354:VAL:HG22	1.78	0.66
1:H:126:MET:HA	1:H:200:ASN:HA	1.77	0.66
1:J:57:TYR:HA	1:J:75:LYS:O	1.96	0.66
1:S:197:GLU:N	1:S:197:GLU:CD	2.49	0.66
1:U:172:PHE:HB3	1:U:199:LEU:HD11	1.77	0.66
1:X:241:LEU:O	1:X:242:GLU:HG2	1.95	0.66
1:E:201:ILE:HG23	3:E:6091:HOH:O	1.96	0.66
1:E:425:GLU:HB2	3:E:6173:HOH:O	1.95	0.66
1:K:277:MET:HE2	1:K:288:ILE:HA	1.76	0.66
1:Q:42:ARG:HD2	3:Q:6136:HOH:O	1.95	0.66
1:T:100:LYS:HB2	1:T:287:CYS:HB3	1.76	0.66
1:V:198:ASP:O	1:V:199:LEU:HB3	1.96	0.66

*Continued on next page...*



*Continued from previous page...*

Atom-1	Atom-2	Interatomic distance (Å)	Clash overlap (Å)
1:V:304:GLY:O	3:V:6056:HOH:O	2.14	0.66
1:B:112:ASP:CB	1:B:241:LEU:HB2	2.22	0.66
1:E:181:LEU:HD23	1:H:354:VAL:HG22	1.76	0.66
1:F:120:GLU:HB2	1:F:218:LYS:HB2	1.78	0.66
1:H:83:LYS:HB2	1:H:303:THR:HG21	1.78	0.66
1:M:329:LEU:HD21	3:M:6168:HOH:O	1.95	0.66
1:O:126:MET:HA	1:O:200:ASN:HA	1.78	0.66
1:O:221:ILE:HD11	1:R:254:PHE:CB	2.25	0.66
1:Q:83:LYS:HB2	1:Q:303:THR:HG21	1.77	0.66
1:Q:128:GLU:OE2	1:Q:197:GLU:HB3	1.94	0.66
1:T:150:VAL:HG21	1:T:158:ILE:HG23	1.76	0.66
1:U:57:TYR:HA	1:U:75:LYS:O	1.96	0.66
1:V:90:ILE:HA	1:V:286:THR:HG23	1.76	0.66
1:V:280:MET:CE	1:V:463:LEU:HB2	2.26	0.66
1:W:25:PHE:HA	1:W:28:GLY:HA3	1.78	0.66
1:W:206:ILE:HG13	1:W:216:LYS:HB3	1.78	0.66
1:A:81:ARG:HA	3:A:6181:HOH:O	1.95	0.66
1:C:444:TRP:CG	3:F:6141:HOH:O	2.49	0.66
1:E:206:ILE:HG13	1:E:216:LYS:HB3	1.77	0.66
1:F:57:TYR:HA	1:F:75:LYS:O	1.96	0.66
1:F:83:LYS:HB2	1:F:303:THR:HG21	1.78	0.66
1:I:83:LYS:HB2	1:I:303:THR:HG21	1.77	0.66
1:L:90:ILE:HA	1:L:286:THR:HG23	1.76	0.66
1:L:266:ASP:OD1	1:L:342:ASP:HA	1.96	0.66
1:L:394:ARG:HD3	3:L:6049:HOH:O	1.94	0.66
1:N:344:SER:HB3	3:N:6153:HOH:O	1.95	0.66
1:O:15:LYS:HE3	3:O:6133:HOH:O	1.96	0.66
1:S:83:LYS:HB2	1:S:303:THR:HG21	1.77	0.66
1:S:185:GLN:HG3	1:S:192:LYS:HG2	1.76	0.66
1:U:24:VAL:HG11	3:U:6099:HOH:O	1.95	0.66
1:X:216:LYS:HB2	3:X:6156:HOH:O	1.94	0.66
1:A:11:ASN:ND2	1:A:13:TRP:H	1.93	0.66
1:C:294:LYS:HE3	3:C:6108:HOH:O	1.94	0.66
1:E:189:LYS:HB2	1:H:189:LYS:HA	1.77	0.66
1:G:57:TYR:HA	1:G:75:LYS:O	1.95	0.66
1:I:90:ILE:HA	1:I:286:THR:HG23	1.78	0.66
1:I:107:ASP:HB3	1:I:293:ASP:HB2	1.78	0.66
1:M:62:ASP:O	3:M:6114:HOH:O	2.14	0.66
1:M:172:PHE:HB3	1:M:199:LEU:HD11	1.77	0.66
1:M:189:LYS:NZ	1:P:193:VAL:HG23	2.11	0.66
1:Q:139:GLN:HG3	1:T:139:GLN:HG3	1.77	0.66

*Continued on next page...*

*Continued from previous page...*

Atom-1	Atom-2	Interatomic distance (Å)	Clash overlap (Å)
1:R:393:ARG:NH1	1:T:235:ASP:HA	2.10	0.66
1:S:8:GLU:HG2	1:S:9:TYR:N	2.10	0.66
1:S:35:ILE:HD13	3:S:6133:HOH:O	1.95	0.66
1:S:280:MET:SD	1:S:463:LEU:HD12	2.35	0.66
1:T:48:LEU:HD21	3:T:6210:HOH:O	1.95	0.66
1:U:100:LYS:HB2	1:U:287:CYS:HB3	1.76	0.66
1:W:55:SER:N	3:W:6129:HOH:O	2.28	0.66
1:B:338:MET:HB2	1:B:428:MET:HE1	1.78	0.66
1:D:100:LYS:HB2	1:D:287:CYS:HB3	1.76	0.66
1:D:107:ASP:HB3	1:D:293:ASP:HB2	1.78	0.66
1:G:26:ALA:HB1	3:G:6090:HOH:O	1.96	0.66
1:G:234:GLU:HB2	1:H:7:LYS:HD2	1.78	0.66
1:J:426:TYR:HB3	3:J:6153:HOH:O	1.94	0.66
1:N:90:ILE:H	1:N:90:ILE:HD12	1.59	0.66
1:O:13:TRP:HZ2	3:O:6146:HOH:O	1.78	0.66
1:O:65:ALA:HB1	3:O:6193:HOH:O	1.95	0.66
1:T:57:TYR:H	1:T:75:LYS:HG3	1.60	0.66
1:A:411:VAL:HG23	3:I:6068:HOH:O	1.94	0.65
1:B:57:TYR:HA	1:B:75:LYS:O	1.95	0.65
1:D:40:THR:HG22	1:D:44:CYS:SG	2.36	0.65
1:E:435:VAL:HA	3:E:6045:HOH:O	1.95	0.65
1:F:90:ILE:HA	1:F:286:THR:HG23	1.78	0.65
1:I:167:ASP:HB2	3:I:6089:HOH:O	1.95	0.65
1:N:277:MET:HE2	1:N:288:ILE:HA	1.76	0.65
1:O:57:TYR:H	1:O:75:LYS:HG3	1.60	0.65
1:O:112:ASP:CB	1:O:241:LEU:HB2	2.22	0.65
1:O:131:TYR:O	3:O:6125:HOH:O	2.14	0.65
1:S:57:TYR:H	1:S:75:LYS:HG3	1.60	0.65
1:T:126:MET:HA	1:T:200:ASN:HA	1.78	0.65
1:U:192:LYS:HB3	1:X:189:LYS:NZ	2.11	0.65
1:A:61:GLU:HB3	3:A:6072:HOH:O	1.96	0.65
1:A:206:ILE:HG13	1:A:216:LYS:HB3	1.78	0.65
1:B:306:GLN:NE2	1:B:308:LYS:HB3	2.12	0.65
1:D:25:PHE:HA	1:D:28:GLY:HA3	1.79	0.65
1:F:49:ILE:HG23	1:F:274:PHE:CE1	2.31	0.65
1:G:126:MET:HA	1:G:200:ASN:HA	1.78	0.65
1:G:268:ILE:HD11	1:G:452:ILE:HG12	1.77	0.65
1:I:221:ILE:HD11	1:L:254:PHE:CB	2.26	0.65
1:N:144:PRO:HA	3:N:6154:HOH:O	1.95	0.65
1:O:189:LYS:HA	1:R:189:LYS:HB2	1.78	0.65
1:O:203:ILE:HG22	1:R:257:SER:OG	1.96	0.65

*Continued on next page...*

*Continued from previous page...*

Atom-1	Atom-2	Interatomic distance (Å)	Clash overlap (Å)
1:P:463:LEU:HD23	1:P:464:ASN:N	2.07	0.65
1:Q:126:MET:HA	1:Q:200:ASN:HA	1.76	0.65
1:S:202:LEU:HD22	1:S:221:ILE:HG12	1.78	0.65
1:T:139:GLN:NE2	3:T:6049:HOH:O	2.18	0.65
1:W:83:LYS:HB2	1:W:303:THR:HG21	1.79	0.65
1:X:126:MET:HA	1:X:200:ASN:HA	1.78	0.65
1:A:10:LYS:HB2	1:A:10:LYS:NZ	2.11	0.65
1:C:120:GLU:HB2	1:C:218:LYS:HB2	1.78	0.65
1:E:25:PHE:HA	1:E:28:GLY:HA3	1.78	0.65
1:E:100:LYS:HB2	1:E:287:CYS:HB3	1.77	0.65
1:E:189:LYS:HD2	1:H:192:LYS:HB3	1.76	0.65
1:E:254:PHE:HB2	1:H:221:ILE:HD11	1.78	0.65
1:E:311:GLU:HB3	1:I:330:ARG:HH11	1.62	0.65
1:F:112:ASP:CB	1:F:241:LEU:HB2	2.23	0.65
1:H:90:ILE:HA	1:H:286:THR:HG23	1.78	0.65
1:J:172:PHE:HB3	1:J:199:LEU:HD11	1.77	0.65
1:M:463:LEU:HD23	1:M:464:ASN:N	2.06	0.65
1:O:209:LYS:HA	3:O:6207:HOH:O	1.95	0.65
1:P:416:GLY:HA3	3:P:6168:HOH:O	1.97	0.65
1:T:456:LYS:HD3	3:T:6164:HOH:O	1.96	0.65
1:U:354:VAL:HG21	1:X:181:LEU:HB3	1.77	0.65
1:V:126:MET:HG2	3:V:6126:HOH:O	1.95	0.65
1:W:297:VAL:HG22	1:X:379:SER:HA	1.78	0.65
1:X:268:ILE:HD11	1:X:452:ILE:HG12	1.77	0.65
1:E:57:TYR:H	1:E:75:LYS:HG3	1.60	0.65
1:E:126:MET:HA	1:E:200:ASN:HA	1.78	0.65
1:F:57:TYR:H	1:F:75:LYS:HG3	1.61	0.65
1:F:206:ILE:HG13	1:F:216:LYS:HB3	1.78	0.65
1:G:189:LYS:HB2	1:J:189:LYS:HA	1.79	0.65
1:I:206:ILE:HG13	1:I:216:LYS:HB3	1.78	0.65
1:J:18:ASP:C	1:J:20:GLN:H	2.00	0.65
1:J:136:LYS:HD2	3:J:6152:HOH:O	1.97	0.65
1:K:297:VAL:HG21	3:L:6149:HOH:O	1.95	0.65
1:N:120:GLU:HB2	1:N:218:LYS:HB2	1.79	0.65
1:O:260:MET:SD	3:R:6131:HOH:O	2.53	0.65
1:S:195:GLU:HA	3:S:6056:HOH:O	1.94	0.65
1:T:166:ASP:HB2	1:T:169:ASP:OD2	1.96	0.65
1:X:172:PHE:HB3	1:X:199:LEU:HD11	1.78	0.65
1:C:90:ILE:H	1:C:90:ILE:HD12	1.60	0.65
1:D:44:CYS:HA	3:D:6061:HOH:O	1.94	0.65
1:I:221:ILE:HD11	1:L:254:PHE:HB2	1.78	0.65

*Continued on next page...*

*Continued from previous page...*

Atom-1	Atom-2	Interatomic distance (Å)	Clash overlap (Å)
1:K:35:ILE:HG13	3:K:6030:HOH:O	1.96	0.65
1:M:90:ILE:H	1:M:90:ILE:HD12	1.59	0.65
1:P:169:ASP:O	3:P:6158:HOH:O	2.14	0.65
1:S:370:ASN:ND2	3:S:6232:HOH:O	2.29	0.65
1:V:57:TYR:H	1:V:75:LYS:HG3	1.62	0.65
1:W:49:ILE:HG23	1:W:274:PHE:CE1	2.31	0.65
1:X:463:LEU:HD23	1:X:464:ASN:N	2.10	0.65
1:A:221:ILE:HD11	1:D:254:PHE:HB2	1.78	0.65
1:E:178:LEU:N	3:E:6122:HOH:O	2.28	0.65
1:I:197:GLU:CD	1:I:197:GLU:N	2.50	0.65
1:I:280:MET:SD	1:I:463:LEU:HD12	2.37	0.65
1:L:107:ASP:HB3	1:L:293:ASP:HB2	1.79	0.65
1:L:123:ASP:HB3	3:L:6054:HOH:O	1.95	0.65
1:M:140:TRP:HA	3:M:6143:HOH:O	1.97	0.65
1:N:63:ILE:HG23	3:N:6188:HOH:O	1.96	0.65
1:O:189:LYS:HZ3	1:R:193:VAL:HG23	1.61	0.65
1:P:49:ILE:HG23	1:P:274:PHE:CE1	2.32	0.65
1:Q:221:ILE:HD11	1:T:254:PHE:HB2	1.78	0.65
1:S:25:PHE:HA	1:S:28:GLY:HA3	1.79	0.65
1:T:25:PHE:HA	1:T:28:GLY:HA3	1.78	0.65
1:V:126:MET:HA	1:V:200:ASN:HA	1.79	0.65
1:V:150:VAL:HG21	1:V:158:ILE:HG23	1.79	0.65
1:W:42:ARG:HD3	3:W:6114:HOH:O	1.95	0.65
1:A:196:GLY:HA3	1:E:411:VAL:HG21	1.79	0.65
1:C:128:GLU:OE2	1:C:197:GLU:HB3	1.97	0.65
1:C:280:MET:CE	1:C:463:LEU:HB2	2.27	0.65
1:F:25:PHE:HA	1:F:28:GLY:HA3	1.79	0.65
1:F:264:GLN:HG3	1:F:445:GLU:HB2	1.77	0.65
1:G:197:GLU:CD	1:G:197:GLU:N	2.50	0.65
1:N:463:LEU:CD2	1:N:464:ASN:H	2.04	0.65
1:Q:90:ILE:H	1:Q:90:ILE:HD12	1.62	0.65
1:R:90:ILE:HD12	1:R:90:ILE:H	1.61	0.65
1:R:314:VAL:HG11	3:R:6161:HOH:O	1.95	0.65
1:T:107:ASP:HB3	1:T:293:ASP:HB2	1.77	0.65
1:B:100:LYS:HB2	1:B:287:CYS:HB3	1.78	0.65
1:B:189:LYS:NZ	1:K:192:LYS:H	1.86	0.65
1:B:235:ASP:HA	1:C:393:ARG:NH1	2.12	0.65
1:E:18:ASP:C	1:E:20:GLN:H	2.00	0.65
1:J:266:ASP:OD1	1:J:342:ASP:HA	1.96	0.65
1:K:40:THR:HG22	1:K:44:CYS:SG	2.37	0.65
1:K:57:TYR:H	1:K:75:LYS:HG3	1.61	0.65

*Continued on next page...*

*Continued from previous page...*

Atom-1	Atom-2	Interatomic distance (Å)	Clash overlap (Å)
1:L:172:PHE:HB3	1:L:199:LEU:HD11	1.78	0.65
1:N:241:LEU:HD21	1:O:378:LYS:HZ1	1.60	0.65
1:O:50:LYS:HB2	1:O:50:LYS:HZ3	1.61	0.65
1:S:206:ILE:HG13	1:S:216:LYS:HB3	1.79	0.65
1:V:311:GLU:HB3	1:W:330:ARG:HH11	1.62	0.65
1:W:241:LEU:O	1:W:242:GLU:HG2	1.97	0.65
1:B:206:ILE:HG13	1:B:216:LYS:HB3	1.79	0.65
1:G:90:ILE:HA	1:G:286:THR:HG23	1.79	0.65
1:J:115:GLN:OE1	1:K:371:LYS:HB2	1.97	0.65
1:J:267:ARG:HB2	3:J:6142:HOH:O	1.95	0.65
1:J:268:ILE:HD11	1:J:452:ILE:HG12	1.78	0.65
1:N:90:ILE:HA	1:N:286:THR:HG23	1.79	0.65
1:R:120:GLU:HB2	1:R:218:LYS:HB2	1.76	0.65
1:T:90:ILE:HA	1:T:286:THR:HG23	1.77	0.65
1:V:11:ASN:HA	1:V:365:LYS:HA	1.79	0.65
1:V:197:GLU:N	1:V:197:GLU:CD	2.49	0.65
3:A:6019:HOH:O	1:E:358:ARG:HD2	1.95	0.65
1:B:49:ILE:HG23	1:B:274:PHE:CE1	2.32	0.65
3:B:6018:HOH:O	1:C:411:VAL:HG23	1.97	0.65
1:G:166:ASP:HB2	1:G:169:ASP:OD2	1.97	0.65
1:H:57:TYR:H	1:H:75:LYS:HG3	1.62	0.65
1:J:280:MET:SD	1:J:463:LEU:HD12	2.36	0.65
1:K:30:ARG:HA	3:K:6235:HOH:O	1.97	0.65
1:K:197:GLU:N	1:K:197:GLU:CD	2.50	0.65
1:N:241:LEU:O	1:N:242:GLU:HG2	1.97	0.65
1:S:90:ILE:H	1:S:90:ILE:HD12	1.61	0.65
1:V:376:ARG:HD2	1:X:136:LYS:HE2	1.78	0.65
1:W:40:THR:HG22	1:W:44:CYS:SG	2.37	0.65
1:A:107:ASP:HB3	1:A:293:ASP:HB2	1.79	0.64
1:A:330:ARG:HH11	1:I:311:GLU:HB3	1.62	0.64
1:D:90:ILE:HA	1:D:286:THR:HG23	1.77	0.64
1:D:112:ASP:CB	1:D:241:LEU:HB2	2.22	0.64
1:E:30:ARG:HG3	1:E:449:LYS:NZ	2.12	0.64
1:F:364:GLY:HA3	3:F:6131:HOH:O	1.97	0.64
1:G:112:ASP:CB	1:G:241:LEU:HB2	2.21	0.64
1:K:234:GLU:O	1:K:235:ASP:HB2	1.97	0.64
1:L:206:ILE:HG13	1:L:216:LYS:HB3	1.79	0.64
1:M:418:THR:HB	3:M:6049:HOH:O	1.96	0.64
1:N:166:ASP:HB2	1:N:169:ASP:OD2	1.97	0.64
1:N:202:LEU:HD11	1:N:217:VAL:O	1.97	0.64
1:O:86:ILE:HD11	3:O:6137:HOH:O	1.97	0.64

*Continued on next page...*

*Continued from previous page...*

Atom-1	Atom-2	Interatomic distance (Å)	Clash overlap (Å)
1:Q:36:SER:OG	3:Q:6078:HOH:O	2.13	0.64
1:R:241:LEU:HD21	3:S:6112:HOH:O	1.97	0.64
1:R:266:ASP:OD1	1:R:342:ASP:HA	1.97	0.64
1:W:32:LYS:O	1:W:35:ILE:HG22	1.97	0.64
1:X:197:GLU:CD	1:X:197:GLU:N	2.49	0.64
1:X:281:LYS:HG3	3:X:6216:HOH:O	1.96	0.64
1:A:112:ASP:CB	1:A:241:LEU:HB2	2.21	0.64
1:A:266:ASP:OD1	1:A:342:ASP:HA	1.96	0.64
1:B:143:LEU:O	1:B:143:LEU:HD13	1.96	0.64
1:E:143:LEU:O	1:E:143:LEU:HD13	1.96	0.64
1:H:58:ARG:HB2	3:H:6071:HOH:O	1.96	0.64
1:O:18:ASP:C	1:O:20:GLN:H	2.00	0.64
1:Q:149:GLY:HA2	3:Q:6136:HOH:O	1.96	0.64
1:S:221:ILE:HD11	1:V:254:PHE:CB	2.27	0.64
1:W:57:TYR:HA	1:W:75:LYS:O	1.97	0.64
1:X:25:PHE:HA	1:X:28:GLY:HA3	1.78	0.64
1:A:254:PHE:CB	1:D:221:ILE:HD11	2.27	0.64
1:F:241:LEU:O	1:F:242:GLU:HG2	1.97	0.64
1:F:328:LYS:HG3	1:H:328:LYS:NZ	2.12	0.64
1:H:150:VAL:HG21	1:H:158:ILE:HG23	1.78	0.64
1:I:139:GLN:HG3	1:L:139:GLN:HG3	1.77	0.64
1:M:57:TYR:H	1:M:75:LYS:HG3	1.63	0.64
1:Q:189:LYS:NZ	1:T:192:LYS:HB3	2.12	0.64
1:Q:254:PHE:HB2	1:T:221:ILE:HD11	1.78	0.64
1:R:109:PRO:HG2	3:R:6136:HOH:O	1.96	0.64
1:R:194:ILE:N	3:R:6210:HOH:O	2.29	0.64
1:R:400:SER:O	1:R:401:VAL:HB	1.97	0.64
1:S:203:ILE:HG13	1:S:204:GLY:H	1.62	0.64
1:U:112:ASP:CB	1:U:241:LEU:HB2	2.21	0.64
1:B:221:ILE:HD11	1:K:254:PHE:HB2	1.79	0.64
1:C:254:PHE:HB2	1:F:221:ILE:HD11	1.78	0.64
1:C:311:GLU:HB3	1:D:330:ARG:HH11	1.62	0.64
1:K:25:PHE:HA	1:K:28:GLY:HA3	1.80	0.64
1:O:203:ILE:HG12	1:R:363:LEU:HD22	1.78	0.64
1:Q:25:PHE:HA	1:Q:28:GLY:HA3	1.79	0.64
1:Q:49:ILE:HG23	1:Q:274:PHE:CE1	2.32	0.64
1:X:32:LYS:O	1:X:35:ILE:HG22	1.98	0.64
1:X:57:TYR:H	1:X:75:LYS:HG3	1.61	0.64
1:A:139:GLN:NE2	3:A:6059:HOH:O	2.30	0.64
1:C:139:GLN:HG3	1:F:139:GLN:HG3	1.79	0.64
1:F:32:LYS:O	1:F:35:ILE:HG22	1.97	0.64

*Continued on next page...*

*Continued from previous page...*

Atom-1	Atom-2	Interatomic distance (Å)	Clash overlap (Å)
1:G:57:TYR:H	1:G:75:LYS:HG3	1.62	0.64
1:I:189:LYS:HA	1:L:189:LYS:HB2	1.79	0.64
1:K:100:LYS:HB2	1:K:287:CYS:HB3	1.79	0.64
1:N:189:LYS:NZ	1:W:192:LYS:HB3	2.12	0.64
1:O:184:GLU:HB3	3:O:6039:HOH:O	1.97	0.64
1:P:206:ILE:HG13	1:P:216:LYS:HB3	1.79	0.64
1:P:280:MET:CE	1:P:463:LEU:HB2	2.27	0.64
1:S:18:ASP:C	1:S:20:GLN:H	2.01	0.64
1:T:186:LEU:HA	3:T:6042:HOH:O	1.95	0.64
1:W:280:MET:CE	1:W:463:LEU:HB2	2.28	0.64
1:C:50:LYS:HG2	3:C:6074:HOH:O	1.98	0.64
1:E:125:ALA:HB3	1:E:202:LEU:CD2	2.28	0.64
1:E:463:LEU:CD2	1:E:464:ASN:H	2.08	0.64
1:G:143:LEU:HD13	1:G:143:LEU:O	1.98	0.64
1:H:33:ASN:OD1	3:H:6072:HOH:O	2.15	0.64
1:J:143:LEU:O	1:J:143:LEU:HD13	1.97	0.64
1:K:61:GLU:HG3	3:K:6232:HOH:O	1.97	0.64
1:K:120:GLU:HB2	1:K:218:LYS:HB2	1.79	0.64
1:L:306:GLN:NE2	1:L:308:LYS:HB3	2.13	0.64
1:M:206:ILE:HG13	1:M:216:LYS:HB3	1.79	0.64
1:N:107:ASP:HB3	1:N:293:ASP:HB2	1.79	0.64
1:S:201:ILE:HG23	3:S:6118:HOH:O	1.96	0.64
1:T:153:LYS:HG3	1:T:157:THR:HB	1.80	0.64
1:T:197:GLU:CD	1:T:197:GLU:N	2.51	0.64
1:T:202:LEU:HD13	1:T:221:ILE:CD1	2.28	0.64
1:V:421:TYR:HB2	3:X:6147:HOH:O	1.97	0.64
1:W:264:GLN:HG3	1:W:445:GLU:HB2	1.78	0.64
1:X:304:GLY:O	3:X:6164:HOH:O	2.15	0.64
1:A:25:PHE:HA	1:A:28:GLY:HA3	1.80	0.64
1:A:192:LYS:HB3	1:D:189:LYS:HD2	1.80	0.64
1:A:268:ILE:HD11	1:A:452:ILE:HG12	1.78	0.64
1:B:416:GLY:HA3	3:B:6184:HOH:O	1.98	0.64
1:C:266:ASP:OD1	1:C:342:ASP:HA	1.97	0.64
1:I:57:TYR:H	1:I:75:LYS:HG3	1.61	0.64
1:I:328:LYS:HD2	1:I:330:ARG:HE	1.63	0.64
1:L:141:VAL:HG23	3:L:6033:HOH:O	1.98	0.64
1:N:221:ILE:HD11	1:W:254:PHE:CB	2.27	0.64
1:N:266:ASP:OD1	1:N:342:ASP:HA	1.98	0.64
1:O:36:SER:OG	3:O:6117:HOH:O	2.15	0.64
1:P:198:ASP:O	1:P:199:LEU:HB3	1.98	0.64
1:R:18:ASP:C	1:R:20:GLN:H	2.01	0.64

*Continued on next page...*

*Continued from previous page...*

Atom-1	Atom-2	Interatomic distance (Å)	Clash overlap (Å)
1:R:143:LEU:HD13	1:R:143:LEU:O	1.97	0.64
1:R:338:MET:SD	3:R:6195:HOH:O	2.54	0.64
1:V:166:ASP:HB3	3:V:6131:HOH:O	1.96	0.64
1:W:166:ASP:HB2	1:W:169:ASP:OD2	1.97	0.64
1:X:90:ILE:HA	1:X:286:THR:HG23	1.78	0.64
1:C:126:MET:HA	1:C:200:ASN:HA	1.79	0.64
1:C:241:LEU:O	1:C:242:GLU:HG2	1.97	0.64
1:G:418:THR:HB	3:G:6203:HOH:O	1.97	0.64
1:I:202:LEU:HD13	1:I:221:ILE:CD1	2.27	0.64
1:Q:193:VAL:HG23	1:T:189:LYS:HZ3	1.60	0.64
1:S:193:VAL:HG23	1:V:189:LYS:HZ3	1.61	0.64
1:T:424:ALA:N	3:T:6240:HOH:O	2.31	0.64
1:U:206:ILE:HG13	1:U:216:LYS:HB3	1.80	0.64
1:U:266:ASP:OD1	1:U:342:ASP:HA	1.97	0.64
1:U:280:MET:CE	1:U:463:LEU:HB2	2.28	0.64
1:W:18:ASP:C	1:W:20:GLN:H	2.01	0.64
1:A:56:GLY:HA3	1:A:75:LYS:HD2	1.80	0.64
1:A:368:VAL:HG23	3:A:6025:HOH:O	1.96	0.64
1:A:403:TRP:HB3	3:A:6171:HOH:O	1.96	0.64
1:C:57:TYR:H	1:C:75:LYS:HG3	1.59	0.64
1:C:166:ASP:HB2	1:C:169:ASP:OD2	1.98	0.64
1:C:192:LYS:HB3	1:F:189:LYS:HD2	1.80	0.64
1:C:203:ILE:HG13	1:C:204:GLY:H	1.63	0.64
1:C:258:MET:SD	3:C:6225:HOH:O	2.55	0.64
1:G:405:THR:HG23	3:G:6096:HOH:O	1.96	0.64
1:I:193:VAL:HG23	1:L:189:LYS:HZ3	1.63	0.64
1:I:383:ASP:O	3:I:6183:HOH:O	2.15	0.64
1:J:300:ILE:O	3:J:6100:HOH:O	2.15	0.64
1:J:306:GLN:NE2	1:J:308:LYS:HB3	2.12	0.64
1:K:248:LYS:HB3	3:K:6184:HOH:O	1.98	0.64
1:L:30:ARG:HG3	1:L:449:LYS:NZ	2.13	0.64
1:M:234:GLU:O	1:M:235:ASP:HB2	1.98	0.64
1:M:280:MET:SD	1:M:463:LEU:HD12	2.38	0.64
1:Q:57:TYR:H	1:Q:75:LYS:HG3	1.61	0.64
1:R:25:PHE:HA	1:R:28:GLY:HA3	1.80	0.64
1:S:236:PHE:O	3:S:6206:HOH:O	2.15	0.64
3:S:6091:HOH:O	1:T:358:ARG:HD2	1.97	0.64
1:V:219:HIS:HD2	3:V:6266:HOH:O	1.80	0.64
1:X:40:THR:HG22	1:X:44:CYS:SG	2.38	0.64
1:A:280:MET:SD	1:A:463:LEU:HD12	2.38	0.64
1:A:297:VAL:HG22	1:E:379:SER:HA	1.78	0.64

*Continued on next page...*



*Continued from previous page...*

Atom-1	Atom-2	Interatomic distance (Å)	Clash overlap (Å)
1:B:202:LEU:HD22	1:B:221:ILE:HG12	1.80	0.64
1:C:233:GLU:HB2	1:D:6:LEU:HA	1.80	0.64
1:E:240:GLU:HA	1:E:240:GLU:OE1	1.98	0.64
1:E:254:PHE:CB	1:H:221:ILE:HD11	2.27	0.64
1:F:18:ASP:C	1:F:20:GLN:H	2.01	0.64
1:I:57:TYR:HA	1:I:75:LYS:O	1.98	0.64
1:J:90:ILE:HA	1:J:286:THR:HG23	1.78	0.64
1:N:328:LYS:HE2	1:P:328:LYS:NZ	2.13	0.64
1:N:381:CYS:O	1:P:300:ILE:HG12	1.98	0.64
1:N:463:LEU:HD21	3:N:6151:HOH:O	1.96	0.64
1:P:90:ILE:HA	1:P:286:THR:HG23	1.80	0.64
1:P:250:ARG:HD2	3:P:6111:HOH:O	1.97	0.64
1:S:30:ARG:HG3	1:S:449:LYS:NZ	2.13	0.64
1:T:57:TYR:HA	1:T:75:LYS:O	1.98	0.64
1:T:206:ILE:HG13	1:T:216:LYS:HB3	1.79	0.64
1:T:280:MET:CE	1:T:463:LEU:HB2	2.28	0.64
1:W:56:GLY:HA3	1:W:75:LYS:HD2	1.79	0.64
1:B:90:ILE:HA	1:B:286:THR:HG23	1.79	0.63
1:B:190:ALA:HB1	3:B:6163:HOH:O	1.99	0.63
1:C:100:LYS:HB2	1:C:287:CYS:HB3	1.80	0.63
1:D:126:MET:HA	1:D:200:ASN:HA	1.80	0.63
1:K:126:MET:HA	1:K:200:ASN:HA	1.79	0.63
1:K:166:ASP:HB2	1:K:169:ASP:OD2	1.98	0.63
1:K:202:LEU:HD22	1:K:221:ILE:HG12	1.79	0.63
1:L:32:LYS:O	1:L:35:ILE:HG22	1.99	0.63
1:M:187:GLU:HG3	3:M:6205:HOH:O	1.97	0.63
3:N:6148:HOH:O	1:O:386:PRO:HD2	1.97	0.63
1:Q:107:ASP:HB3	1:Q:293:ASP:HB2	1.79	0.63
1:Q:189:LYS:HZ2	1:T:192:LYS:HB3	1.62	0.63
1:R:126:MET:HA	1:R:200:ASN:HA	1.77	0.63
1:R:202:LEU:HD22	1:R:221:ILE:HG12	1.80	0.63
1:S:126:MET:SD	1:S:200:ASN:HB3	2.39	0.63
1:T:328:LYS:HD2	1:T:330:ARG:HE	1.62	0.63
1:U:189:LYS:NZ	1:X:192:LYS:HB3	2.12	0.63
1:U:268:ILE:HD11	1:U:452:ILE:HG12	1.79	0.63
1:B:254:PHE:CB	1:K:221:ILE:HD11	2.28	0.63
1:B:280:MET:CE	1:B:463:LEU:HB2	2.29	0.63
1:C:196:GLY:HA3	1:D:411:VAL:HG21	1.81	0.63
1:F:40:THR:HG22	1:F:44:CYS:SG	2.38	0.63
1:G:27:LEU:HB2	3:G:6178:HOH:O	1.98	0.63
1:I:203:ILE:HG13	1:I:204:GLY:H	1.64	0.63

*Continued on next page...*

*Continued from previous page...*

Atom-1	Atom-2	Interatomic distance (Å)	Clash overlap (Å)
1:K:7:LYS:HG3	1:K:403:TRP:NE1	2.13	0.63
1:L:280:MET:CE	1:L:463:LEU:HB2	2.28	0.63
1:M:126:MET:HA	1:M:200:ASN:HA	1.78	0.63
1:N:354:VAL:HG22	1:W:181:LEU:HD23	1.79	0.63
1:Q:101:ILE:O	3:Q:6203:HOH:O	2.15	0.63
1:R:197:GLU:CD	1:R:197:GLU:N	2.51	0.63
1:T:50:LYS:HB2	1:T:50:LYS:HZ3	1.61	0.63
1:U:81:ARG:HD2	3:U:6181:HOH:O	1.98	0.63
1:B:241:LEU:O	1:B:242:GLU:HG2	1.98	0.63
1:G:107:ASP:HB3	1:G:293:ASP:HB2	1.79	0.63
1:G:221:ILE:HD11	1:J:254:PHE:CB	2.28	0.63
1:H:18:ASP:C	1:H:20:GLN:H	2.02	0.63
1:J:334:TYR:N	3:J:6153:HOH:O	2.31	0.63
1:P:407:GLU:HG3	3:P:6094:HOH:O	1.97	0.63
1:S:6:LEU:C	1:S:7:LYS:HD2	2.18	0.63
1:S:143:LEU:O	1:S:143:LEU:HD13	1.98	0.63
1:V:234:GLU:O	1:V:235:ASP:HB2	1.98	0.63
1:X:202:LEU:HD12	3:X:6105:HOH:O	1.97	0.63
1:A:139:GLN:HG3	1:D:139:GLN:HG3	1.79	0.63
1:C:143:LEU:O	1:C:143:LEU:HD13	1.99	0.63
1:D:206:ILE:HG13	1:D:216:LYS:HB3	1.80	0.63
1:E:202:LEU:HD22	1:E:221:ILE:HG12	1.80	0.63
1:G:49:ILE:HG23	1:G:274:PHE:CE1	2.34	0.63
1:J:166:ASP:HB2	1:J:169:ASP:OD2	1.99	0.63
1:K:206:ILE:HG13	1:K:216:LYS:HB3	1.80	0.63
1:L:268:ILE:HD11	1:L:452:ILE:HG12	1.80	0.63
1:N:19:LYS:HD3	3:N:6214:HOH:O	1.98	0.63
1:Q:192:LYS:HB3	1:T:189:LYS:HZ2	1.62	0.63
1:U:49:ILE:HG23	1:U:274:PHE:CE1	2.34	0.63
1:B:40:THR:HG22	1:B:44:CYS:SG	2.38	0.63
1:B:197:GLU:CD	1:B:197:GLU:N	2.52	0.63
1:D:197:GLU:CD	1:D:197:GLU:N	2.52	0.63
1:H:280:MET:CE	1:H:463:LEU:HB2	2.28	0.63
1:I:60:ILE:HA	3:I:6143:HOH:O	1.97	0.63
1:L:25:PHE:HA	1:L:28:GLY:HA3	1.80	0.63
1:N:49:ILE:HG23	1:N:274:PHE:CE1	2.34	0.63
1:T:18:ASP:C	1:T:20:GLN:H	2.02	0.63
1:T:266:ASP:OD1	1:T:342:ASP:HA	1.98	0.63
1:U:198:ASP:O	1:U:199:LEU:HB3	1.98	0.63
1:X:143:LEU:O	1:X:143:LEU:HD13	1.98	0.63
1:B:192:LYS:HB3	1:K:189:LYS:HD2	1.81	0.63

*Continued on next page...*

*Continued from previous page...*

Atom-1	Atom-2	Interatomic distance (Å)	Clash overlap (Å)
1:C:49:ILE:HG23	1:C:274:PHE:CE1	2.33	0.63
1:D:309:PHE:HB3	3:D:6180:HOH:O	1.98	0.63
1:E:40:THR:HG22	1:E:44:CYS:SG	2.37	0.63
1:E:139:GLN:NE2	3:E:6012:HOH:O	2.26	0.63
1:E:203:ILE:HG13	1:E:204:GLY:H	1.63	0.63
1:G:306:GLN:NE2	1:G:308:LYS:HB3	2.13	0.63
1:J:30:ARG:HG3	1:J:449:LYS:NZ	2.13	0.63
1:N:358:ARG:NH1	3:N:6262:HOH:O	2.32	0.63
1:O:192:LYS:HB3	1:R:189:LYS:HZ2	1.64	0.63
1:Q:268:ILE:HD11	1:Q:452:ILE:HG12	1.80	0.63
1:Q:311:GLU:HB3	1:U:330:ARG:HH11	1.62	0.63
1:S:192:LYS:CA	1:V:189:LYS:HZ1	2.12	0.63
1:T:49:ILE:HG23	1:T:274:PHE:CE1	2.34	0.63
1:U:197:GLU:CD	1:U:197:GLU:N	2.51	0.63
1:X:18:ASP:C	1:X:20:GLN:H	2.02	0.63
1:B:18:ASP:C	1:B:20:GLN:H	2.01	0.63
1:B:30:ARG:HG3	1:B:449:LYS:NZ	2.13	0.63
1:C:32:LYS:O	1:C:35:ILE:HG22	1.99	0.63
1:E:192:LYS:HB3	1:H:189:LYS:NZ	2.13	0.63
3:E:6142:HOH:O	1:H:210:ASP:CG	2.37	0.63
1:F:17:ASP:C	1:F:19:LYS:H	2.02	0.63
1:G:17:ASP:C	1:G:19:LYS:H	2.02	0.63
1:H:17:ASP:C	1:H:19:LYS:H	2.02	0.63
1:I:166:ASP:HB2	1:I:169:ASP:OD2	1.98	0.63
1:I:202:LEU:HD22	1:I:221:ILE:HG12	1.80	0.63
1:L:234:GLU:HG2	1:L:235:ASP:N	2.12	0.63
1:U:18:ASP:C	1:U:20:GLN:H	2.01	0.63
1:U:174:VAL:HA	3:U:6083:HOH:O	1.98	0.63
1:U:306:GLN:NE2	1:U:308:LYS:HB3	2.14	0.63
1:W:153:LYS:HG3	1:W:157:THR:HB	1.81	0.63
1:C:107:ASP:HB3	1:C:293:ASP:HB2	1.79	0.63
1:C:257:SER:OG	1:F:203:ILE:HG22	1.99	0.63
1:E:280:MET:CE	1:E:463:LEU:HB2	2.28	0.63
1:F:166:ASP:HB2	1:F:169:ASP:OD2	1.99	0.63
1:H:40:THR:HG22	1:H:44:CYS:SG	2.39	0.63
1:H:234:GLU:O	1:H:235:ASP:HB2	1.99	0.63
1:J:206:ILE:HG13	1:J:216:LYS:HB3	1.80	0.63
1:M:202:LEU:HD22	1:M:221:ILE:HG12	1.80	0.63
1:O:197:GLU:CD	1:O:197:GLU:N	2.51	0.63
1:P:18:ASP:C	1:P:20:GLN:H	2.02	0.63
1:P:203:ILE:HG13	1:P:204:GLY:H	1.64	0.63

*Continued on next page...*

*Continued from previous page...*

Atom-1	Atom-2	Interatomic distance (Å)	Clash overlap (Å)
1:R:202:LEU:HD13	1:R:221:ILE:CD1	2.27	0.63
1:R:268:ILE:HD11	1:R:452:ILE:HG12	1.80	0.63
1:V:143:LEU:O	1:V:143:LEU:HD13	1.99	0.63
1:W:107:ASP:HB3	1:W:293:ASP:HB2	1.80	0.63
1:X:301:GLY:N	3:X:6147:HOH:O	2.31	0.63
1:C:44:CYS:HA	3:C:6067:HOH:O	1.99	0.63
1:C:54:LYS:HE3	3:C:6136:HOH:O	1.99	0.63
1:F:235:ASP:HA	1:G:393:ARG:NH1	2.14	0.63
3:G:6163:HOH:O	1:J:177:ILE:HD12	1.98	0.63
1:L:338:MET:HB2	1:L:428:MET:HE1	1.81	0.63
1:M:198:ASP:O	1:M:199:LEU:HB3	1.99	0.63
1:M:268:ILE:HD11	1:M:452:ILE:HG12	1.80	0.63
1:O:90:ILE:HD12	1:O:90:ILE:H	1.63	0.63
1:O:107:ASP:HB3	1:O:293:ASP:HB2	1.79	0.63
1:O:123:ASP:HA	3:O:6038:HOH:O	1.99	0.63
1:Q:18:ASP:C	1:Q:20:GLN:H	2.02	0.63
1:Q:197:GLU:CD	1:Q:197:GLU:N	2.52	0.63
1:R:435:VAL:HG22	3:R:6229:HOH:O	1.99	0.63
1:S:40:THR:HG22	1:S:44:CYS:SG	2.39	0.63
1:T:139:GLN:HA	3:T:6094:HOH:O	1.99	0.63
1:T:183:SER:HB3	3:T:6230:HOH:O	1.98	0.63
3:V:6054:HOH:O	1:W:411:VAL:HG23	1.97	0.63
1:D:18:ASP:C	1:D:20:GLN:H	2.03	0.62
1:G:328:LYS:NZ	1:H:328:LYS:HG3	2.12	0.62
1:I:143:LEU:O	1:I:143:LEU:HD13	1.98	0.62
1:K:32:LYS:O	1:K:35:ILE:HG22	1.99	0.62
1:O:25:PHE:HA	1:O:28:GLY:HA3	1.80	0.62
1:P:57:TYR:H	1:P:75:LYS:HG3	1.62	0.62
1:U:228:LYS:NZ	3:U:6174:HOH:O	2.32	0.62
1:W:143:LEU:HD13	1:W:143:LEU:O	1.99	0.62
1:X:206:ILE:HG13	1:X:216:LYS:HB3	1.80	0.62
1:C:463:LEU:HD23	1:C:464:ASN:H	1.63	0.62
1:D:372:TYR:HD2	3:D:6153:HOH:O	1.81	0.62
1:F:228:LYS:HE3	3:F:6094:HOH:O	2.00	0.62
1:I:30:ARG:HG3	1:I:449:LYS:NZ	2.13	0.62
1:I:40:THR:HG22	1:I:44:CYS:SG	2.39	0.62
1:J:463:LEU:HD12	3:J:6051:HOH:O	1.98	0.62
1:L:57:TYR:H	1:L:75:LYS:HG3	1.63	0.62
1:M:25:PHE:HA	1:M:28:GLY:HA3	1.80	0.62
1:Q:70:LEU:HD12	3:Q:6048:HOH:O	1.97	0.62
1:Q:143:LEU:O	1:Q:143:LEU:HD13	1.99	0.62

*Continued on next page...*

*Continued from previous page...*

Atom-1	Atom-2	Interatomic distance (Å)	Clash overlap (Å)
1:Q:326:GLU:HA	3:Q:6168:HOH:O	1.98	0.62
1:Q:354:VAL:HG22	1:T:181:LEU:HD23	1.81	0.62
1:V:65:ALA:O	3:V:6214:HOH:O	2.16	0.62
1:C:17:ASP:C	1:C:19:LYS:H	2.03	0.62
1:C:378:LYS:NZ	3:C:6161:HOH:O	2.31	0.62
1:E:107:ASP:HB3	1:E:293:ASP:HB2	1.82	0.62
1:G:32:LYS:O	1:G:35:ILE:HG22	2.00	0.62
1:J:197:GLU:CD	1:J:197:GLU:N	2.52	0.62
1:K:202:LEU:HD12	3:K:6188:HOH:O	2.00	0.62
1:N:280:MET:CE	1:N:463:LEU:HB2	2.29	0.62
1:O:17:ASP:C	1:O:19:LYS:H	2.03	0.62
1:P:464:ASN:CG	1:P:465:ASN:H	2.02	0.62
1:Q:166:ASP:HB2	1:Q:169:ASP:OD2	1.99	0.62
1:S:17:ASP:C	1:S:19:LYS:H	2.03	0.62
1:S:32:LYS:O	1:S:35:ILE:HG22	2.00	0.62
1:T:125:ALA:HB3	1:T:202:LEU:CD2	2.29	0.62
1:V:40:THR:HG22	1:V:44:CYS:SG	2.39	0.62
1:W:100:LYS:HB2	1:W:287:CYS:HB3	1.81	0.62
1:W:314:VAL:HG13	3:W:6163:HOH:O	1.99	0.62
1:A:18:ASP:C	1:A:20:GLN:H	2.02	0.62
1:A:203:ILE:HG13	1:A:204:GLY:H	1.63	0.62
1:C:40:THR:HG22	1:C:44:CYS:SG	2.39	0.62
1:E:17:ASP:C	1:E:19:LYS:H	2.02	0.62
1:E:197:GLU:CD	1:E:197:GLU:N	2.52	0.62
1:H:90:ILE:HD12	1:H:90:ILE:N	2.15	0.62
1:J:25:PHE:HA	1:J:28:GLY:HA3	1.80	0.62
1:L:49:ILE:HG23	1:L:274:PHE:CE1	2.34	0.62
1:M:280:MET:CE	1:M:463:LEU:HB2	2.29	0.62
1:N:189:LYS:HA	1:W:189:LYS:HB2	1.82	0.62
1:Q:308:LYS:HB3	3:Q:6120:HOH:O	1.99	0.62
3:R:6233:HOH:O	1:S:358:ARG:HD2	1.99	0.62
1:S:107:ASP:HB3	1:S:293:ASP:HB2	1.81	0.62
1:U:203:ILE:HG13	1:U:204:GLY:H	1.64	0.62
1:V:185:GLN:O	3:V:6080:HOH:O	2.16	0.62
1:B:25:PHE:HA	1:B:28:GLY:HA3	1.80	0.62
1:D:280:MET:HE2	1:D:463:LEU:HB2	1.82	0.62
1:E:102:LEU:HB3	3:E:6107:HOH:O	1.99	0.62
1:E:400:SER:O	1:E:401:VAL:HB	2.00	0.62
1:F:30:ARG:HG3	1:F:449:LYS:NZ	2.14	0.62
1:F:126:MET:SD	1:F:200:ASN:HB3	2.39	0.62
1:G:23:GLU:HG3	3:G:6178:HOH:O	2.00	0.62

*Continued on next page...*

*Continued from previous page...*

Atom-1	Atom-2	Interatomic distance (Å)	Clash overlap (Å)
1:G:25:PHE:HA	1:G:28:GLY:HA3	1.80	0.62
1:H:266:ASP:OD1	1:H:342:ASP:HA	1.99	0.62
1:I:94:PRO:HB2	3:I:6026:HOH:O	1.99	0.62
1:J:203:ILE:HG13	1:J:204:GLY:H	1.63	0.62
1:N:18:ASP:C	1:N:20:GLN:H	2.02	0.62
1:N:45:VAL:HG23	3:N:6050:HOH:O	1.99	0.62
1:N:95:LEU:HD22	1:N:95:LEU:H	1.65	0.62
1:O:186:LEU:HD12	1:R:188:LYS:HE3	1.81	0.62
1:Q:189:LYS:HZ1	1:T:192:LYS:CA	2.13	0.62
1:R:136:LYS:HE2	1:S:376:ARG:HD2	1.81	0.62
1:R:435:VAL:HA	3:R:6061:HOH:O	1.99	0.62
1:T:30:ARG:HG3	1:T:449:LYS:NZ	2.13	0.62
1:U:241:LEU:HA	3:U:6053:HOH:O	1.98	0.62
1:W:203:ILE:HG13	1:W:204:GLY:H	1.64	0.62
1:W:463:LEU:HD23	1:W:464:ASN:N	2.14	0.62
1:A:400:SER:O	1:A:401:VAL:HB	1.99	0.62
1:B:400:SER:O	1:B:401:VAL:HB	1.99	0.62
1:D:56:GLY:HA3	1:D:75:LYS:HD2	1.80	0.62
1:E:200:ASN:C	3:E:6091:HOH:O	2.38	0.62
1:G:241:LEU:O	1:G:242:GLU:HG2	2.00	0.62
1:K:328:LYS:HD2	1:K:330:ARG:HE	1.64	0.62
1:L:203:ILE:HG13	1:L:204:GLY:H	1.64	0.62
1:N:306:GLN:NE2	1:N:308:LYS:HB3	2.15	0.62
3:N:6164:HOH:O	1:W:34:PHE:HZ	1.81	0.62
1:P:153:LYS:HG3	1:P:157:THR:HB	1.82	0.62
1:R:6:LEU:HD11	1:T:219:HIS:ND1	2.15	0.62
1:U:30:ARG:HG3	1:U:449:LYS:NZ	2.14	0.62
1:U:202:LEU:HD11	1:U:217:VAL:O	2.00	0.62
1:V:400:SER:O	1:V:401:VAL:HB	1.99	0.62
1:W:202:LEU:HD13	1:W:221:ILE:CD1	2.30	0.62
1:D:202:LEU:HD11	1:D:217:VAL:O	2.00	0.62
1:E:10:LYS:HB2	1:E:10:LYS:NZ	2.15	0.62
1:E:328:LYS:NZ	1:I:328:LYS:HG3	2.14	0.62
1:H:197:GLU:CD	1:H:197:GLU:N	2.52	0.62
1:J:228:LYS:HD2	3:J:6166:HOH:O	1.99	0.62
1:K:158:ILE:HB	3:K:6168:HOH:O	1.99	0.62
1:K:234:GLU:HG2	1:K:235:ASP:N	2.12	0.62
1:L:197:GLU:CD	1:L:197:GLU:N	2.53	0.62
1:L:198:ASP:O	1:L:199:LEU:HB3	1.99	0.62
1:M:17:ASP:C	1:M:19:LYS:H	2.03	0.62
1:M:202:LEU:HD11	1:M:217:VAL:O	1.99	0.62

*Continued on next page...*

*Continued from previous page...*

Atom-1	Atom-2	Interatomic distance (Å)	Clash overlap (Å)
1:M:306:GLN:NE2	1:M:308:LYS:HB3	2.15	0.62
1:O:32:LYS:O	1:O:35:ILE:HG22	2.00	0.62
1:Q:206:ILE:HG13	1:Q:216:LYS:HB3	1.81	0.62
1:Q:254:PHE:CB	1:T:221:ILE:HD11	2.29	0.62
1:U:40:THR:HG22	1:U:44:CYS:SG	2.39	0.62
1:A:17:ASP:C	1:A:19:LYS:H	2.02	0.62
1:A:49:ILE:HG23	1:A:274:PHE:CE1	2.35	0.62
1:A:354:VAL:HG22	1:D:181:LEU:HD23	1.81	0.62
1:B:107:ASP:HB3	1:B:293:ASP:HB2	1.81	0.62
1:C:197:GLU:N	1:C:197:GLU:CD	2.53	0.62
3:C:6121:HOH:O	1:D:7:LYS:HB3	1.98	0.62
1:D:49:ILE:HG23	1:D:274:PHE:CE1	2.34	0.62
3:E:6103:HOH:O	1:H:204:GLY:HA2	1.99	0.62
1:F:203:ILE:HG13	1:F:204:GLY:H	1.63	0.62
1:G:203:ILE:HG13	1:G:204:GLY:H	1.63	0.62
1:H:178:LEU:HD12	1:H:180:HIS:HD2	1.65	0.62
1:H:304:GLY:H	1:H:306:GLN:HG3	1.64	0.62
1:I:80:ASN:N	3:I:6118:HOH:O	2.32	0.62
1:I:189:LYS:HZ2	1:L:192:LYS:HB3	1.63	0.62
1:J:202:LEU:HD11	1:J:217:VAL:O	2.00	0.62
1:K:198:ASP:O	1:K:199:LEU:HB3	1.98	0.62
1:L:18:ASP:C	1:L:20:GLN:H	2.02	0.62
1:Q:189:LYS:HA	1:T:189:LYS:HB2	1.81	0.62
1:Q:202:LEU:HD22	1:Q:221:ILE:HG12	1.81	0.62
1:R:125:ALA:HB3	1:R:202:LEU:CD2	2.30	0.62
1:S:192:LYS:HB3	1:V:189:LYS:HZ2	1.65	0.62
1:U:221:ILE:HD11	1:X:254:PHE:CB	2.30	0.62
1:W:325:ASP:HB3	3:W:6217:HOH:O	1.99	0.62
1:X:203:ILE:HG13	1:X:204:GLY:H	1.63	0.62
1:B:221:ILE:HD11	1:K:254:PHE:CB	2.30	0.62
1:E:185:GLN:HG3	1:E:192:LYS:CG	2.29	0.62
1:F:198:ASP:O	1:F:199:LEU:HB3	1.99	0.62
1:H:143:LEU:O	1:H:143:LEU:HD13	1.99	0.62
1:I:192:LYS:HB3	1:L:189:LYS:NZ	2.14	0.62
1:K:280:MET:SD	1:K:463:LEU:HD12	2.40	0.62
1:O:202:LEU:HD12	3:R:6066:HOH:O	1.99	0.62
1:P:25:PHE:HA	1:P:28:GLY:HA3	1.81	0.62
1:P:30:ARG:HG3	1:P:449:LYS:NZ	2.15	0.62
1:P:328:LYS:HG2	3:P:6189:HOH:O	1.99	0.62
1:R:198:ASP:O	1:R:199:LEU:HB3	1.99	0.62
1:U:254:PHE:CB	1:X:221:ILE:HD11	2.29	0.62

*Continued on next page...*

*Continued from previous page...*

Atom-1	Atom-2	Interatomic distance (Å)	Clash overlap (Å)
1:V:309:PHE:HB3	3:V:6172:HOH:O	1.98	0.62
1:W:268:ILE:HD11	1:W:452:ILE:HG12	1.80	0.62
1:B:32:LYS:O	1:B:35:ILE:HG22	2.00	0.62
1:C:234:GLU:HG2	1:C:235:ASP:N	2.11	0.62
1:G:189:LYS:NZ	1:J:193:VAL:HG23	2.14	0.62
1:J:344:SER:HB3	3:J:6123:HOH:O	2.00	0.62
1:K:306:GLN:NE2	1:K:308:LYS:HB3	2.15	0.62
1:M:400:SER:O	1:M:401:VAL:HB	2.00	0.62
1:N:13:TRP:HB2	3:N:6063:HOH:O	1.99	0.62
1:O:234:GLU:O	1:O:235:ASP:HB2	1.99	0.62
3:O:6159:HOH:O	1:R:440:MSE:HE1	1.98	0.62
1:P:306:GLN:NE2	1:P:308:LYS:HB3	2.15	0.62
1:R:40:THR:HG22	1:R:44:CYS:SG	2.40	0.62
1:T:56:GLY:HA3	1:T:75:LYS:HD2	1.82	0.62
1:T:281:LYS:HD2	3:T:6265:HOH:O	2.00	0.62
1:T:288:ILE:HG12	3:T:6048:HOH:O	2.00	0.62
1:U:107:ASP:HB3	1:U:293:ASP:HB2	1.81	0.62
1:V:18:ASP:C	1:V:20:GLN:H	2.03	0.62
1:F:178:LEU:H	1:F:178:LEU:CD2	2.13	0.61
1:F:325:ASP:HA	3:F:6026:HOH:O	1.99	0.61
1:H:25:PHE:HA	1:H:28:GLY:HA3	1.81	0.61
1:I:42:ARG:HG3	1:I:242:GLU:CG	2.26	0.61
1:I:49:ILE:HG23	1:I:274:PHE:CE1	2.35	0.61
1:K:107:ASP:HB3	1:K:293:ASP:HB2	1.81	0.61
1:K:241:LEU:O	1:K:242:GLU:HG2	1.99	0.61
1:M:11:ASN:ND2	1:M:13:TRP:HD1	1.91	0.61
1:M:107:ASP:HB3	1:M:293:ASP:HB2	1.80	0.61
1:M:197:GLU:CD	1:M:197:GLU:N	2.53	0.61
1:Q:131:TYR:O	1:U:377:GLY:HA2	2.00	0.61
1:S:181:LEU:HB3	1:V:354:VAL:HG21	1.81	0.61
1:T:203:ILE:HG13	1:T:204:GLY:H	1.65	0.61
1:T:306:GLN:NE2	1:T:308:LYS:HB3	2.16	0.61
1:V:280:MET:SD	1:V:463:LEU:HB2	2.39	0.61
1:A:143:LEU:O	1:A:143:LEU:HD13	1.99	0.61
1:A:254:PHE:HB2	1:D:221:ILE:HD11	1.81	0.61
1:B:198:ASP:O	1:B:199:LEU:HB3	1.99	0.61
1:B:203:ILE:HG13	1:B:204:GLY:H	1.64	0.61
1:B:204:GLY:O	1:B:205:SER:C	2.39	0.61
1:D:234:GLU:O	1:D:235:ASP:HB2	1.99	0.61
1:G:189:LYS:NZ	1:J:192:LYS:HB3	2.14	0.61
1:H:42:ARG:HG3	1:H:242:GLU:CG	2.27	0.61

*Continued on next page...*



*Continued from previous page...*

Atom-1	Atom-2	Interatomic distance (Å)	Clash overlap (Å)
1:I:240:GLU:OE1	1:I:240:GLU:HA	2.01	0.61
1:J:125:ALA:HB3	1:J:202:LEU:CD2	2.30	0.61
1:K:30:ARG:HG3	1:K:449:LYS:NZ	2.16	0.61
1:K:203:ILE:HG13	1:K:204:GLY:H	1.65	0.61
1:L:17:ASP:C	1:L:19:LYS:H	2.03	0.61
1:M:18:ASP:C	1:M:20:GLN:H	2.02	0.61
1:N:197:GLU:N	1:N:197:GLU:CD	2.52	0.61
1:R:241:LEU:O	1:R:242:GLU:HG2	2.00	0.61
1:T:13:TRP:HB2	3:T:6061:HOH:O	1.98	0.61
1:U:32:LYS:O	1:U:35:ILE:HG22	1.99	0.61
1:U:328:LYS:HD2	1:U:330:ARG:HE	1.64	0.61
1:V:203:ILE:HG13	1:V:204:GLY:H	1.63	0.61
1:A:95:LEU:H	1:A:95:LEU:HD22	1.66	0.61
1:A:189:LYS:NZ	1:D:193:VAL:HG23	2.16	0.61
1:A:198:ASP:O	1:A:199:LEU:HB3	1.99	0.61
1:A:355:MET:CE	3:A:6057:HOH:O	2.48	0.61
1:E:241:LEU:O	1:E:242:GLU:HG2	2.00	0.61
1:F:202:LEU:HD13	1:F:221:ILE:CD1	2.30	0.61
1:F:280:MET:CE	1:F:463:LEU:HB2	2.30	0.61
1:F:402:ASN:HA	3:F:6017:HOH:O	1.98	0.61
1:I:18:ASP:C	1:I:20:GLN:H	2.02	0.61
1:J:280:MET:CE	1:J:463:LEU:HB2	2.29	0.61
1:L:143:LEU:O	1:L:143:LEU:HD13	2.00	0.61
1:N:30:ARG:HG3	1:N:449:LYS:NZ	2.15	0.61
1:N:203:ILE:HG13	1:N:204:GLY:H	1.65	0.61
1:P:17:ASP:C	1:P:19:LYS:H	2.04	0.61
1:P:202:LEU:HD22	1:P:221:ILE:HG12	1.83	0.61
1:P:241:LEU:O	1:P:242:GLU:HG2	2.01	0.61
1:Q:17:ASP:C	1:Q:19:LYS:H	2.03	0.61
1:R:153:LYS:HG3	1:R:157:THR:HB	1.83	0.61
1:S:280:MET:CE	1:S:463:LEU:HB2	2.29	0.61
1:W:31:PHE:HD1	3:W:6052:HOH:O	1.83	0.61
1:W:197:GLU:CD	1:W:197:GLU:N	2.52	0.61
1:X:306:GLN:NE2	1:X:308:LYS:HB3	2.15	0.61
1:A:189:LYS:HA	1:D:189:LYS:HB2	1.82	0.61
1:C:206:ILE:HD11	1:C:216:LYS:HE3	1.82	0.61
1:H:203:ILE:HG13	1:H:204:GLY:H	1.64	0.61
1:I:254:PHE:CB	1:L:221:ILE:HD11	2.30	0.61
1:K:63:ILE:HB	3:K:6132:HOH:O	2.00	0.61
1:M:166:ASP:HB2	1:M:169:ASP:OD2	2.01	0.61
1:N:42:ARG:HD2	3:N:6132:HOH:O	1.99	0.61

*Continued on next page...*

*Continued from previous page...*

Atom-1	Atom-2	Interatomic distance (Å)	Clash overlap (Å)
1:N:153:LYS:HG3	1:N:157:THR:HB	1.82	0.61
1:O:203:ILE:HG13	1:O:204:GLY:H	1.65	0.61
1:P:166:ASP:HB2	1:P:169:ASP:OD2	2.00	0.61
1:P:178:LEU:HD12	1:P:180:HIS:HD2	1.66	0.61
1:R:107:ASP:HB3	1:R:293:ASP:HB2	1.82	0.61
1:S:206:ILE:HD11	1:S:216:LYS:HE3	1.83	0.61
1:T:17:ASP:C	1:T:19:LYS:H	2.03	0.61
1:U:17:ASP:C	1:U:19:LYS:H	2.03	0.61
1:V:178:LEU:HD12	1:V:180:HIS:HD2	1.66	0.61
1:A:202:LEU:HD22	1:A:221:ILE:HG12	1.82	0.61
1:B:11:ASN:HD21	1:B:13:TRP:HB2	1.65	0.61
1:B:189:LYS:HD2	1:K:192:LYS:HB3	1.83	0.61
1:C:117:PRO:HD2	3:C:6205:HOH:O	2.00	0.61
1:C:189:LYS:HB2	1:F:189:LYS:HA	1.81	0.61
1:E:206:ILE:HD11	1:E:216:LYS:HE3	1.83	0.61
1:F:53:GLU:HG2	1:F:274:PHE:CZ	2.35	0.61
1:G:198:ASP:O	1:G:199:LEU:HB3	2.00	0.61
1:J:383:ASP:OD1	3:J:6120:HOH:O	2.16	0.61
1:L:166:ASP:HB2	1:L:169:ASP:OD2	2.01	0.61
1:N:21:LEU:HB3	3:N:6166:HOH:O	1.99	0.61
1:N:131:TYR:O	1:O:377:GLY:HA2	2.00	0.61
1:N:228:LYS:HD2	3:N:6205:HOH:O	1.98	0.61
1:P:197:GLU:CD	1:P:197:GLU:N	2.54	0.61
1:Q:165:GLU:HB3	3:Q:6053:HOH:O	2.01	0.61
1:R:17:ASP:C	1:R:19:LYS:H	2.02	0.61
1:S:95:LEU:HB2	3:S:6109:HOH:O	2.00	0.61
1:S:198:ASP:O	1:S:199:LEU:HB3	2.00	0.61
1:S:306:GLN:NE2	1:S:308:LYS:HB3	2.16	0.61
1:T:143:LEU:O	1:T:143:LEU:HD13	1.99	0.61
1:U:181:LEU:HD23	1:X:354:VAL:HG22	1.83	0.61
1:V:306:GLN:NE2	1:V:308:LYS:HB3	2.15	0.61
1:W:277:MET:HE2	1:W:288:ILE:HA	1.81	0.61
1:A:125:ALA:HB3	1:A:202:LEU:CD2	2.30	0.61
1:C:42:ARG:HG3	1:C:242:GLU:CG	2.28	0.61
1:C:136:LYS:O	3:C:6202:HOH:O	2.16	0.61
1:D:30:ARG:HG3	1:D:449:LYS:NZ	2.14	0.61
1:E:166:ASP:HB2	1:E:169:ASP:OD2	2.00	0.61
1:H:107:ASP:HB3	1:H:293:ASP:HB2	1.81	0.61
1:I:17:ASP:C	1:I:19:LYS:H	2.03	0.61
1:I:185:GLN:HG3	1:I:192:LYS:CG	2.30	0.61
1:I:205:SER:HB3	3:I:6165:HOH:O	2.00	0.61

*Continued on next page...*

*Continued from previous page...*

Atom-1	Atom-2	Interatomic distance (Å)	Clash overlap (Å)
1:I:381:CYS:HB2	3:I:6205:HOH:O	1.99	0.61
1:J:135:ILE:C	1:J:135:ILE:HD12	2.20	0.61
1:J:150:VAL:HG23	1:J:159:VAL:O	2.00	0.61
1:L:142:THR:HB	3:L:6033:HOH:O	2.00	0.61
1:M:30:ARG:HG3	1:M:449:LYS:NZ	2.15	0.61
1:M:203:ILE:HG13	1:M:204:GLY:H	1.65	0.61
1:P:32:LYS:O	1:P:35:ILE:HG22	1.99	0.61
1:Q:234:GLU:O	1:Q:235:ASP:HB2	2.00	0.61
1:R:306:GLN:NE2	1:R:308:LYS:HB3	2.16	0.61
1:S:189:LYS:HZ3	1:V:193:VAL:HG23	1.63	0.61
1:V:25:PHE:HA	1:V:28:GLY:HA3	1.81	0.61
1:W:202:LEU:HD22	1:W:221:ILE:HG12	1.82	0.61
1:W:231:ILE:HG23	3:W:6113:HOH:O	2.00	0.61
1:A:376:ARG:HD2	1:I:136:LYS:HE2	1.83	0.61
1:C:388:TYR:HB2	3:C:6015:HOH:O	2.01	0.61
1:F:197:GLU:N	1:F:197:GLU:CD	2.54	0.61
1:G:18:ASP:C	1:G:20:GLN:H	2.03	0.61
1:G:220:ASN:HB3	3:G:6133:HOH:O	2.00	0.61
1:K:90:ILE:HD12	1:K:90:ILE:N	2.16	0.61
1:L:202:LEU:HD22	1:L:221:ILE:HG12	1.82	0.61
1:M:443:PRO:HG2	3:M:6143:HOH:O	2.00	0.61
1:N:17:ASP:C	1:N:19:LYS:H	2.04	0.61
1:O:189:LYS:HB2	1:R:189:LYS:HA	1.81	0.61
1:Q:30:ARG:HG3	1:Q:449:LYS:NZ	2.14	0.61
1:R:177:ILE:HA	3:R:6117:HOH:O	1.99	0.61
1:R:203:ILE:HG13	1:R:204:GLY:H	1.64	0.61
1:T:60:ILE:HA	3:T:6190:HOH:O	2.00	0.61
1:U:150:VAL:HG23	1:U:159:VAL:O	2.00	0.61
1:V:166:ASP:HB2	1:V:169:ASP:OD2	1.99	0.61
1:X:125:ALA:HB3	1:X:202:LEU:CD2	2.31	0.61
1:B:125:ALA:HB3	1:B:202:LEU:CD2	2.30	0.61
1:C:189:LYS:HD2	1:F:192:LYS:HB3	1.81	0.61
1:C:202:LEU:HD22	1:C:221:ILE:HG12	1.81	0.61
1:E:153:LYS:HG3	1:E:157:THR:HB	1.82	0.61
1:E:198:ASP:O	1:E:199:LEU:HB3	1.99	0.61
1:G:75:LYS:HE3	3:G:6077:HOH:O	2.01	0.61
1:Q:24:VAL:O	1:Q:24:VAL:HG12	2.01	0.61
1:R:115:GLN:HA	3:R:6213:HOH:O	2.00	0.61
1:T:463:LEU:HD23	1:T:464:ASN:N	2.13	0.61
1:U:136:LYS:HA	3:U:6047:HOH:O	2.01	0.61
1:U:351:TYR:CG	1:X:177:ILE:HG12	2.36	0.61

*Continued on next page...*

*Continued from previous page...*

Atom-1	Atom-2	Interatomic distance (Å)	Clash overlap (Å)
1:W:198:ASP:O	1:W:199:LEU:HB3	2.00	0.61
1:X:17:ASP:C	1:X:19:LYS:H	2.03	0.61
1:A:306:GLN:NE2	1:A:308:LYS:HB3	2.14	0.61
1:B:153:LYS:HG3	1:B:157:THR:HB	1.83	0.61
1:D:32:LYS:O	1:D:35:ILE:HG22	2.00	0.61
1:E:221:ILE:HD11	1:H:254:PHE:CB	2.30	0.61
1:E:280:MET:SD	1:E:463:LEU:HB2	2.40	0.61
1:F:42:ARG:HG3	1:F:242:GLU:CG	2.29	0.61
1:G:254:PHE:HB2	1:J:221:ILE:HD11	1.83	0.61
1:I:306:GLN:NE2	1:I:308:LYS:HB3	2.15	0.61
1:J:463:LEU:HA	3:J:6038:HOH:O	2.01	0.61
1:N:254:PHE:CB	1:W:221:ILE:HD11	2.30	0.61
1:Q:186:LEU:HD11	3:Q:6085:HOH:O	1.99	0.61
1:R:56:GLY:HA3	1:R:75:LYS:HD2	1.83	0.61
1:S:42:ARG:HG3	1:S:242:GLU:CG	2.27	0.61
1:S:286:THR:N	3:S:6237:HOH:O	2.21	0.61
1:V:30:ARG:HG3	1:V:449:LYS:NZ	2.16	0.61
1:V:32:LYS:O	1:V:35:ILE:HG22	2.01	0.61
1:W:306:GLN:NE2	1:W:308:LYS:HB3	2.16	0.61
1:X:24:VAL:O	1:X:24:VAL:HG12	2.00	0.61
1:X:49:ILE:HG23	1:X:274:PHE:CE1	2.36	0.61
1:B:166:ASP:HB2	1:B:169:ASP:OD2	2.00	0.61
1:C:181:LEU:HD23	1:F:354:VAL:HG22	1.81	0.61
1:D:33:ASN:ND2	3:D:6010:HOH:O	2.34	0.61
1:D:268:ILE:HD11	1:D:452:ILE:HG12	1.83	0.61
1:F:107:ASP:HB3	1:F:293:ASP:HB2	1.82	0.61
1:G:202:LEU:HD22	1:G:221:ILE:HG12	1.83	0.61
1:H:30:ARG:HG3	1:H:449:LYS:NZ	2.16	0.61
1:N:115:GLN:OE1	1:O:371:LYS:HB2	2.01	0.61
1:O:10:LYS:HD3	1:O:402:ASN:ND2	2.15	0.61
1:O:56:GLY:HA3	1:O:75:LYS:HD2	1.82	0.61
1:O:304:GLY:H	1:O:306:GLN:HG3	1.66	0.61
1:S:195:GLU:HG2	1:S:196:GLY:N	2.16	0.61
1:S:254:PHE:HB3	1:V:221:ILE:HD11	1.83	0.61
1:T:202:LEU:HD12	3:T:6100:HOH:O	2.00	0.61
1:U:189:LYS:HA	1:X:189:LYS:HB2	1.83	0.61
1:U:202:LEU:HD22	1:U:221:ILE:HG12	1.82	0.61
1:X:198:ASP:O	1:X:199:LEU:HB3	2.01	0.61
1:A:153:LYS:HG3	1:A:157:THR:HB	1.82	0.60
3:B:6139:HOH:O	1:D:138:TYR:HE1	1.84	0.60
1:C:192:LYS:CA	1:F:189:LYS:HZ1	2.12	0.60

*Continued on next page...*

*Continued from previous page...*

Atom-1	Atom-2	Interatomic distance (Å)	Clash overlap (Å)
1:C:202:LEU:HD11	1:C:217:VAL:O	2.01	0.60
1:D:24:VAL:O	1:D:24:VAL:HG12	2.01	0.60
1:D:306:GLN:NE2	1:D:308:LYS:HB3	2.15	0.60
1:F:56:GLY:HA3	1:F:75:LYS:HD2	1.83	0.60
1:F:160:ASN:HB3	3:F:6217:HOH:O	2.00	0.60
1:G:24:VAL:O	1:G:24:VAL:HG12	2.01	0.60
1:G:142:THR:HB	3:G:6091:HOH:O	2.01	0.60
1:I:463:LEU:HD23	1:I:464:ASN:N	2.11	0.60
1:J:32:LYS:O	1:J:35:ILE:HG22	2.00	0.60
1:J:451:ASP:HA	3:J:6097:HOH:O	1.99	0.60
1:N:192:LYS:CA	1:W:189:LYS:HZ1	2.14	0.60
1:P:135:ILE:C	1:P:135:ILE:HD12	2.22	0.60
1:Q:225:LEU:HD22	3:Q:6100:HOH:O	2.01	0.60
1:R:115:GLN:OE1	1:S:371:LYS:HB2	2.01	0.60
1:W:150:VAL:HG23	1:W:159:VAL:O	2.01	0.60
1:A:42:ARG:HG3	1:A:242:GLU:CG	2.26	0.60
1:K:18:ASP:C	1:K:20:GLN:H	2.03	0.60
1:K:202:LEU:HD11	1:K:217:VAL:O	2.01	0.60
1:L:405:THR:N	3:L:6057:HOH:O	2.34	0.60
1:M:9:TYR:O	1:M:10:LYS:HB2	2.01	0.60
1:N:254:PHE:HB2	1:W:221:ILE:HD11	1.83	0.60
1:P:5:LEU:N	1:P:5:LEU:CD2	2.62	0.60
1:P:202:LEU:HD11	1:P:217:VAL:O	2.01	0.60
1:P:268:ILE:HD11	1:P:452:ILE:HG12	1.81	0.60
1:Q:148:HIS:HD2	3:Q:6044:HOH:O	1.84	0.60
1:Q:203:ILE:HG13	1:Q:204:GLY:H	1.65	0.60
1:X:202:LEU:HD22	1:X:221:ILE:HG12	1.82	0.60
1:B:254:PHE:HB2	1:K:221:ILE:HD11	1.81	0.60
1:B:328:LYS:HZ3	1:C:328:LYS:HG3	1.65	0.60
1:C:444:TRP:CB	3:F:6141:HOH:O	2.49	0.60
1:D:400:SER:O	1:D:401:VAL:HB	2.01	0.60
1:E:204:GLY:O	1:E:205:SER:C	2.40	0.60
1:G:137:LYS:NZ	3:G:6163:HOH:O	2.30	0.60
1:H:32:LYS:O	1:H:35:ILE:HG22	2.01	0.60
1:H:198:ASP:O	1:H:199:LEU:HB3	2.00	0.60
1:H:268:ILE:HA	3:H:6131:HOH:O	2.01	0.60
1:J:17:ASP:C	1:J:19:LYS:H	2.04	0.60
1:J:49:ILE:HG23	1:J:274:PHE:CE1	2.36	0.60
1:J:198:ASP:O	1:J:199:LEU:HB3	2.00	0.60
1:N:40:THR:HG22	1:N:44:CYS:SG	2.41	0.60
1:N:189:LYS:HB2	1:W:189:LYS:HA	1.83	0.60

*Continued on next page...*

*Continued from previous page...*

Atom-1	Atom-2	Interatomic distance (Å)	Clash overlap (Å)
1:O:100:LYS:NZ	1:O:465:ASN:HD22	1.99	0.60
1:O:372:TYR:O	1:O:373:THR:HG23	2.01	0.60
1:Q:280:MET:CE	1:Q:463:LEU:HB2	2.30	0.60
1:T:198:ASP:O	1:T:199:LEU:HB3	2.00	0.60
1:T:202:LEU:HD22	1:T:221:ILE:HG12	1.84	0.60
1:V:233:GLU:HB3	1:W:7:LYS:H	1.66	0.60
1:W:27:LEU:HA	3:W:6183:HOH:O	2.01	0.60
1:X:280:MET:CE	1:X:463:LEU:HB2	2.31	0.60
1:A:189:LYS:NZ	1:D:192:LYS:HB3	2.16	0.60
1:B:202:LEU:HD11	1:B:217:VAL:O	2.00	0.60
1:C:56:GLY:HA3	1:C:75:LYS:HD2	1.83	0.60
1:G:206:ILE:HG13	1:G:216:LYS:HB3	1.83	0.60
1:H:49:ILE:HG23	1:H:274:PHE:CE1	2.36	0.60
1:H:135:ILE:C	1:H:135:ILE:HD12	2.22	0.60
1:I:32:LYS:O	1:I:35:ILE:HG22	2.00	0.60
1:I:125:ALA:HB3	1:I:202:LEU:CD2	2.31	0.60
1:K:17:ASP:C	1:K:19:LYS:H	2.04	0.60
1:L:24:VAL:O	1:L:24:VAL:HG12	2.02	0.60
1:M:178:LEU:HD12	1:M:180:HIS:HD2	1.66	0.60
1:M:328:LYS:HG3	1:U:328:LYS:NZ	2.15	0.60
1:N:202:LEU:HD22	1:N:221:ILE:HG12	1.83	0.60
1:N:268:ILE:HD11	1:N:452:ILE:HG12	1.83	0.60
3:N:6139:HOH:O	1:W:254:PHE:N	2.34	0.60
1:O:30:ARG:HG3	1:O:449:LYS:NZ	2.16	0.60
1:O:135:ILE:C	1:O:135:ILE:HD12	2.22	0.60
1:O:328:LYS:HZ3	1:P:328:LYS:HG3	1.64	0.60
1:Q:304:GLY:H	1:Q:306:GLN:HG3	1.66	0.60
1:S:234:GLU:O	1:S:235:ASP:HB2	2.02	0.60
1:U:241:LEU:O	1:U:242:GLU:HG2	2.01	0.60
1:U:404:GLN:HG3	3:U:6194:HOH:O	2.01	0.60
1:V:241:LEU:O	1:V:242:GLU:HG2	2.00	0.60
1:A:83:LYS:HE2	3:E:6195:HOH:O	2.00	0.60
1:B:52:ALA:HA	3:B:6160:HOH:O	2.00	0.60
1:C:125:ALA:HB3	1:C:202:LEU:CD2	2.31	0.60
1:F:5:LEU:HA	3:F:6036:HOH:O	2.02	0.60
1:F:214:LYS:H	1:F:214:LYS:HD2	1.67	0.60
1:G:234:GLU:O	1:G:235:ASP:HB2	2.01	0.60
1:H:166:ASP:HB2	1:H:169:ASP:OD2	2.01	0.60
1:H:202:LEU:HD22	1:H:221:ILE:HG12	1.84	0.60
1:I:195:GLU:HG2	1:I:196:GLY:N	2.16	0.60
1:K:49:ILE:HG23	1:K:274:PHE:CE1	2.36	0.60

*Continued on next page...*

*Continued from previous page...*

Atom-1	Atom-2	Interatomic distance (Å)	Clash overlap (Å)
1:K:185:GLN:HG3	1:K:192:LYS:CG	2.32	0.60
1:K:268:ILE:HD11	1:K:452:ILE:HG12	1.83	0.60
1:L:95:LEU:H	1:L:95:LEU:HD22	1.67	0.60
1:L:241:LEU:O	1:L:242:GLU:HG2	2.01	0.60
1:M:158:ILE:HB	3:M:6125:HOH:O	2.02	0.60
1:M:192:LYS:HB3	1:P:189:LYS:HZ2	1.65	0.60
1:Q:96:TYR:HB3	3:Q:6095:HOH:O	2.01	0.60
1:Q:331:LYS:HE3	3:Q:6090:HOH:O	1.99	0.60
1:R:32:LYS:O	1:R:35:ILE:HG22	2.01	0.60
1:S:166:ASP:HB2	1:S:169:ASP:OD2	2.01	0.60
1:S:235:ASP:HA	1:T:393:ARG:NH1	2.16	0.60
1:U:297:VAL:HG13	3:U:6149:HOH:O	2.02	0.60
1:X:135:ILE:HD11	1:X:138:TYR:CD2	2.37	0.60
1:X:166:ASP:HB2	1:X:169:ASP:OD2	2.00	0.60
1:X:244:VAL:HG13	1:X:245:PRO:CD	2.29	0.60
1:A:178:LEU:HD12	1:A:180:HIS:HD2	1.66	0.60
1:B:17:ASP:C	1:B:19:LYS:H	2.04	0.60
1:C:95:LEU:HD22	1:C:95:LEU:H	1.65	0.60
1:D:178:LEU:HD12	1:D:180:HIS:HD2	1.67	0.60
1:D:185:GLN:HG3	1:D:192:LYS:CG	2.32	0.60
1:E:42:ARG:HG3	1:E:242:GLU:CG	2.28	0.60
1:F:150:VAL:HG23	1:F:159:VAL:O	2.02	0.60
1:F:204:GLY:O	1:F:205:SER:C	2.39	0.60
1:F:234:GLU:HG2	1:F:235:ASP:N	2.12	0.60
1:G:185:GLN:HG3	1:G:192:LYS:CG	2.31	0.60
1:H:65:ALA:O	3:H:6080:HOH:O	2.16	0.60
1:I:234:GLU:O	1:I:235:ASP:HB2	2.01	0.60
1:I:326:GLU:HB2	3:I:6052:HOH:O	2.01	0.60
1:K:7:LYS:NZ	1:K:403:TRP:O	2.33	0.60
1:K:56:GLY:HA3	1:K:75:LYS:HD2	1.84	0.60
1:K:135:ILE:C	1:K:135:ILE:HD12	2.21	0.60
1:M:24:VAL:O	1:M:24:VAL:HG12	2.01	0.60
1:N:62:ASP:O	3:N:6157:HOH:O	2.16	0.60
1:O:241:LEU:O	1:O:242:GLU:HG2	2.01	0.60
1:P:204:GLY:O	1:P:205:SER:C	2.39	0.60
1:Q:463:LEU:HG	1:Q:464:ASN:ND2	2.16	0.60
1:R:49:ILE:HG23	1:R:274:PHE:CE1	2.36	0.60
1:T:32:LYS:O	1:T:35:ILE:HG22	2.02	0.60
1:T:400:SER:O	1:T:401:VAL:HB	2.01	0.60
1:U:88:PHE:CD1	1:U:288:ILE:HG21	2.36	0.60
1:V:17:ASP:C	1:V:19:LYS:H	2.02	0.60

*Continued on next page...*

*Continued from previous page...*

Atom-1	Atom-2	Interatomic distance (Å)	Clash overlap (Å)
1:V:107:ASP:HB3	1:V:293:ASP:HB2	1.82	0.60
1:A:32:LYS:O	1:A:35:ILE:HG22	2.00	0.60
1:A:280:MET:CE	1:A:463:LEU:HB2	2.32	0.60
1:C:18:ASP:C	1:C:20:GLN:H	2.03	0.60
1:C:45:VAL:HG23	3:C:6104:HOH:O	2.02	0.60
1:C:189:LYS:HZ2	1:F:193:VAL:HG23	1.66	0.60
1:C:464:ASN:CG	1:C:465:ASN:H	2.04	0.60
1:F:268:ILE:HD11	1:F:452:ILE:HG12	1.84	0.60
3:F:6212:HOH:O	1:H:302:ALA:HB1	2.00	0.60
1:H:24:VAL:O	1:H:24:VAL:HG12	2.01	0.60
1:I:400:SER:O	1:I:401:VAL:HB	2.02	0.60
1:J:40:THR:HG22	1:J:44:CYS:SG	2.42	0.60
1:J:202:LEU:HD22	1:J:221:ILE:HG12	1.83	0.60
1:L:285:LYS:HD3	3:L:6095:HOH:O	2.00	0.60
1:M:192:LYS:H	1:P:189:LYS:NZ	1.90	0.60
1:M:241:LEU:O	1:M:242:GLU:HG2	2.02	0.60
1:N:56:GLY:HA3	1:N:75:LYS:HD2	1.84	0.60
1:N:233:GLU:HB3	1:O:7:LYS:H	1.66	0.60
1:N:234:GLU:O	1:N:235:ASP:HB2	2.02	0.60
1:N:400:SER:O	1:N:401:VAL:HB	2.01	0.60
1:P:125:ALA:HB3	1:P:202:LEU:CD2	2.32	0.60
1:Q:241:LEU:O	1:Q:242:GLU:HG2	2.01	0.60
1:R:280:MET:CE	1:R:463:LEU:HB2	2.31	0.60
1:U:56:GLY:HA3	1:U:75:LYS:HD2	1.84	0.60
1:U:357:LYS:HE3	3:U:6192:HOH:O	2.01	0.60
1:V:153:LYS:HG3	1:V:157:THR:HB	1.83	0.60
1:W:204:GLY:O	1:W:205:SER:C	2.40	0.60
1:X:202:LEU:HD11	1:X:217:VAL:O	2.02	0.60
1:A:192:LYS:HB3	1:D:189:LYS:NZ	2.17	0.60
1:A:202:LEU:HD13	1:A:221:ILE:CD1	2.31	0.60
1:D:36:SER:OG	3:D:6062:HOH:O	2.15	0.60
1:D:198:ASP:OD2	3:D:6025:HOH:O	2.16	0.60
1:D:203:ILE:HG13	1:D:204:GLY:H	1.66	0.60
1:D:280:MET:CE	1:D:463:LEU:HB2	2.32	0.60
1:E:178:LEU:HD12	1:E:180:HIS:HD2	1.67	0.60
1:F:9:TYR:HE1	1:F:404:GLN:HA	1.66	0.60
1:F:135:ILE:C	1:F:135:ILE:HD12	2.22	0.60
1:F:400:SER:O	1:F:401:VAL:HB	2.01	0.60
1:G:400:SER:O	1:G:401:VAL:HB	2.02	0.60
1:H:95:LEU:HD22	1:H:95:LEU:H	1.65	0.60
1:H:241:LEU:O	1:H:242:GLU:HG2	2.01	0.60

*Continued on next page...*



*Continued from previous page...*

Atom-1	Atom-2	Interatomic distance (Å)	Clash overlap (Å)
1:I:123:ASP:HB3	3:I:6145:HOH:O	2.01	0.60
1:I:153:LYS:HG3	1:I:157:THR:HB	1.83	0.60
1:J:326:GLU:HA	3:J:6064:HOH:O	2.01	0.60
1:K:7:LYS:HZ1	1:K:403:TRP:H	1.49	0.60
1:K:24:VAL:O	1:K:24:VAL:HG12	2.02	0.60
1:L:153:LYS:HG3	1:L:157:THR:HB	1.82	0.60
1:O:189:LYS:CD	1:R:192:LYS:HB3	2.31	0.60
1:O:268:ILE:HD11	1:O:452:ILE:HG12	1.84	0.60
1:R:233:GLU:HB3	1:S:7:LYS:HB2	1.84	0.60
1:R:280:MET:SD	1:R:463:LEU:HD12	2.41	0.60
1:R:328:LYS:HE2	1:T:328:LYS:NZ	2.17	0.60
1:W:24:VAL:O	1:W:24:VAL:HG12	2.02	0.60
1:W:178:LEU:H	1:W:178:LEU:CD2	2.13	0.60
1:X:400:SER:O	1:X:401:VAL:HB	2.02	0.60
1:A:189:LYS:HB2	1:D:189:LYS:HA	1.83	0.60
1:C:19:LYS:HD3	3:C:6158:HOH:O	2.00	0.60
1:E:49:ILE:HG23	1:E:274:PHE:CE1	2.37	0.60
1:F:178:LEU:HD23	1:F:178:LEU:N	2.16	0.60
1:G:234:GLU:HG2	1:G:235:ASP:N	2.14	0.60
1:J:24:VAL:HG12	1:J:24:VAL:O	2.02	0.60
1:J:241:LEU:O	1:J:242:GLU:HG2	2.01	0.60
1:K:400:SER:O	1:K:401:VAL:HB	2.02	0.60
1:L:125:ALA:HB3	1:L:202:LEU:CD2	2.31	0.60
1:M:150:VAL:HG23	1:M:159:VAL:O	2.02	0.60
1:M:153:LYS:HG3	1:M:157:THR:HB	1.83	0.60
1:N:185:GLN:HG3	1:N:192:LYS:CG	2.32	0.60
1:N:328:LYS:HD2	1:N:330:ARG:HE	1.66	0.60
1:O:40:THR:HG22	1:O:44:CYS:SG	2.42	0.60
1:O:188:LYS:HE3	1:R:186:LEU:HD12	1.84	0.60
1:P:404:GLN:HG3	3:P:6049:HOH:O	2.02	0.60
1:S:325:ASP:HA	3:S:6097:HOH:O	2.01	0.60
1:U:42:ARG:HG3	1:U:242:GLU:CG	2.28	0.60
1:V:127:LEU:HD22	1:V:201:ILE:HG21	1.84	0.60
1:W:17:ASP:C	1:W:19:LYS:H	2.03	0.60
1:W:20:GLN:HB3	3:W:6211:HOH:O	2.02	0.60
1:B:128:GLU:CD	1:B:197:GLU:HB3	2.23	0.60
1:C:188:LYS:HE3	1:F:186:LEU:HD12	1.84	0.60
1:D:17:ASP:C	1:D:19:LYS:H	2.04	0.60
1:D:32:LYS:HB3	1:D:271:TYR:HH	1.67	0.60
1:F:125:ALA:HB3	1:F:202:LEU:CD2	2.32	0.60
1:G:139:GLN:HG3	1:J:139:GLN:HG3	1.83	0.60

*Continued on next page...*

*Continued from previous page...*

Atom-1	Atom-2	Interatomic distance (Å)	Clash overlap (Å)
1:G:189:LYS:HA	1:J:189:LYS:HB2	1.83	0.60
1:H:206:ILE:HD11	1:H:216:LYS:HE3	1.84	0.60
1:L:98:GLY:HA3	3:L:6095:HOH:O	2.01	0.60
1:O:125:ALA:HB3	1:O:202:LEU:CD2	2.32	0.60
1:O:297:VAL:HG22	1:P:379:SER:HA	1.84	0.60
1:Q:185:GLN:HG3	1:Q:192:LYS:CG	2.31	0.60
1:Q:235:ASP:HA	1:U:393:ARG:NH1	2.17	0.60
1:S:202:LEU:HD13	1:S:221:ILE:CD1	2.30	0.60
1:S:241:LEU:O	1:S:242:GLU:HG2	2.01	0.60
1:S:354:VAL:HG21	1:V:181:LEU:HB3	1.82	0.60
1:T:135:ILE:HD12	1:T:135:ILE:C	2.22	0.60
1:U:240:GLU:HA	1:U:240:GLU:OE1	2.02	0.60
1:W:86:ILE:CG1	3:W:6111:HOH:O	2.50	0.60
1:W:234:GLU:O	1:W:235:ASP:HB2	2.01	0.60
1:A:115:GLN:OE1	1:E:371:LYS:HB2	2.02	0.59
1:A:221:ILE:HD11	1:D:254:PHE:CB	2.31	0.59
1:B:328:LYS:HG3	1:D:328:LYS:NZ	2.16	0.59
1:C:306:GLN:NE2	1:C:308:LYS:HB3	2.16	0.59
1:F:304:GLY:H	1:F:306:GLN:HG3	1.67	0.59
1:F:379:SER:HA	1:H:297:VAL:HG22	1.83	0.59
1:H:56:GLY:HA3	1:H:75:LYS:HD2	1.84	0.59
1:J:107:ASP:HB3	1:J:293:ASP:HB2	1.84	0.59
1:J:234:GLU:O	1:J:235:ASP:HB2	2.02	0.59
1:K:202:LEU:HD13	1:K:221:ILE:CD1	2.32	0.59
1:M:49:ILE:HG23	1:M:274:PHE:CE1	2.37	0.59
1:M:56:GLY:HA3	1:M:75:LYS:HD2	1.84	0.59
1:N:189:LYS:NZ	1:W:193:VAL:HG23	2.17	0.59
1:N:192:LYS:HB3	1:W:189:LYS:NZ	2.16	0.59
1:O:42:ARG:HG3	1:O:242:GLU:CG	2.27	0.59
1:O:189:LYS:NZ	1:R:192:LYS:C	2.55	0.59
1:P:40:THR:HG22	1:P:44:CYS:SG	2.41	0.59
1:Q:26:ALA:HB1	3:Q:6043:HOH:O	2.01	0.59
1:Q:178:LEU:HD12	1:Q:180:HIS:HD2	1.67	0.59
1:R:185:GLN:HG3	1:R:192:LYS:CG	2.31	0.59
1:R:381:CYS:O	1:T:300:ILE:HG12	2.01	0.59
3:R:6113:HOH:O	1:T:115:GLN:HG2	2.00	0.59
1:S:268:ILE:HD11	1:S:452:ILE:HG12	1.83	0.59
1:T:186:LEU:HD23	1:T:187:GLU:H	1.67	0.59
1:T:241:LEU:O	1:T:242:GLU:HG2	2.02	0.59
1:U:189:LYS:HZ3	1:X:193:VAL:HG23	1.66	0.59
1:X:95:LEU:HD22	1:X:95:LEU:H	1.67	0.59

*Continued on next page...*

*Continued from previous page...*

Atom-1	Atom-2	Interatomic distance (Å)	Clash overlap (Å)
1:X:185:GLN:HG3	1:X:192:LYS:CG	2.32	0.59
1:X:203:ILE:O	3:X:6105:HOH:O	2.17	0.59
1:A:40:THR:HG22	1:A:44:CYS:SG	2.41	0.59
1:A:204:GLY:O	1:A:205:SER:C	2.41	0.59
1:C:325:ASP:HB3	3:C:6213:HOH:O	2.01	0.59
1:E:304:GLY:H	1:E:306:GLN:HG3	1.66	0.59
1:F:95:LEU:HD22	1:F:95:LEU:H	1.67	0.59
1:F:185:GLN:HG3	1:F:192:LYS:CG	2.32	0.59
1:H:418:THR:HA	3:H:6027:HOH:O	2.01	0.59
1:J:311:GLU:HB3	1:K:330:ARG:HH11	1.67	0.59
1:K:153:LYS:HG3	1:K:157:THR:HB	1.83	0.59
1:M:206:ILE:HD11	1:M:216:LYS:HE3	1.84	0.59
1:O:189:LYS:HZ1	1:R:192:LYS:CA	2.15	0.59
1:P:150:VAL:HG23	1:P:159:VAL:O	2.01	0.59
1:P:174:VAL:HG13	1:P:198:ASP:HB2	1.84	0.59
1:W:86:ILE:HG12	3:W:6111:HOH:O	2.02	0.59
1:W:90:ILE:HD12	1:W:90:ILE:N	2.17	0.59
1:W:178:LEU:HD23	1:W:178:LEU:N	2.17	0.59
1:W:244:VAL:HG13	1:W:245:PRO:CD	2.29	0.59
1:A:188:LYS:HE3	1:D:186:LEU:HD12	1.85	0.59
1:A:202:LEU:HD12	3:A:6016:HOH:O	2.02	0.59
1:A:241:LEU:O	1:A:242:GLU:HG2	2.02	0.59
1:B:192:LYS:HB3	1:K:189:LYS:HZ2	1.67	0.59
1:C:30:ARG:HG3	1:C:449:LYS:NZ	2.16	0.59
1:C:115:GLN:OE1	1:D:371:LYS:HB2	2.02	0.59
1:C:444:TRP:HB3	3:F:6141:HOH:O	2.01	0.59
1:E:234:GLU:O	1:E:235:ASP:HB2	2.02	0.59
1:F:206:ILE:HD11	1:F:216:LYS:HE3	1.83	0.59
1:G:42:ARG:HG3	1:G:242:GLU:CG	2.29	0.59
1:H:153:LYS:HG3	1:H:157:THR:HB	1.83	0.59
1:J:178:LEU:HD23	1:J:178:LEU:N	2.16	0.59
1:J:178:LEU:HD12	1:J:180:HIS:HD2	1.67	0.59
1:K:62:ASP:O	3:K:6076:HOH:O	2.17	0.59
1:L:185:GLN:HG3	1:L:192:LYS:CG	2.32	0.59
1:L:202:LEU:HD11	1:L:217:VAL:O	2.01	0.59
1:L:304:GLY:H	1:L:306:GLN:HG3	1.67	0.59
1:M:32:LYS:O	1:M:35:ILE:HG22	2.02	0.59
1:O:24:VAL:O	1:O:24:VAL:HG12	2.01	0.59
1:O:178:LEU:H	1:O:178:LEU:CD2	2.15	0.59
1:R:110:ARG:HG2	1:R:110:ARG:HH11	1.68	0.59
1:R:344:SER:HB3	3:R:6200:HOH:O	2.01	0.59

*Continued on next page...*

*Continued from previous page...*

Atom-1	Atom-2	Interatomic distance (Å)	Clash overlap (Å)
1:S:400:SER:O	1:S:401:VAL:HB	2.02	0.59
1:T:234:GLU:O	1:T:235:ASP:HB2	2.02	0.59
1:U:143:LEU:O	1:U:143:LEU:HD13	2.01	0.59
1:W:30:ARG:HG3	1:W:449:LYS:NZ	2.17	0.59
1:A:202:LEU:HD11	1:A:217:VAL:O	2.02	0.59
1:D:94:PRO:HB2	3:D:6054:HOH:O	2.01	0.59
1:D:463:LEU:HD23	1:D:464:ASN:N	2.12	0.59
1:F:219:HIS:CE1	1:G:5:LEU:HD22	2.36	0.59
1:G:125:ALA:HB3	1:G:202:LEU:CD2	2.32	0.59
1:H:240:GLU:OE1	1:H:240:GLU:HA	2.01	0.59
1:J:244:VAL:HG13	1:J:245:PRO:CD	2.32	0.59
1:J:277:MET:HG3	3:J:6037:HOH:O	2.01	0.59
1:L:463:LEU:HD23	1:L:464:ASN:N	2.17	0.59
1:N:32:LYS:O	1:N:35:ILE:HG22	2.02	0.59
1:N:90:ILE:HD12	1:N:90:ILE:N	2.18	0.59
1:O:204:GLY:O	1:O:205:SER:C	2.41	0.59
1:Q:32:LYS:O	1:Q:35:ILE:HG22	2.02	0.59
1:Q:192:LYS:HB3	1:T:189:LYS:NZ	2.17	0.59
1:R:30:ARG:HG3	1:R:449:LYS:NZ	2.17	0.59
1:R:95:LEU:H	1:R:95:LEU:HD22	1.67	0.59
1:R:174:VAL:HG13	1:R:198:ASP:HB2	1.84	0.59
1:T:124:LEU:H	1:T:124:LEU:CD2	2.13	0.59
1:U:178:LEU:H	1:U:178:LEU:CD2	2.15	0.59
1:W:95:LEU:H	1:W:95:LEU:HD22	1.67	0.59
1:X:153:LYS:HG3	1:X:157:THR:HB	1.83	0.59
1:X:304:GLY:H	1:X:306:GLN:HG3	1.68	0.59
1:E:328:LYS:HD2	1:E:330:ARG:HE	1.68	0.59
1:F:110:ARG:HH11	1:F:110:ARG:HG2	1.67	0.59
1:H:202:LEU:HD11	1:H:217:VAL:O	2.03	0.59
1:I:178:LEU:H	1:I:178:LEU:CD2	2.16	0.59
1:I:327:LEU:HA	3:I:6209:HOH:O	2.02	0.59
1:J:377:GLY:HA2	1:L:131:TYR:O	2.03	0.59
1:K:125:ALA:HB3	1:K:202:LEU:CD2	2.31	0.59
1:L:40:THR:HG22	1:L:44:CYS:SG	2.42	0.59
1:N:139:GLN:HG3	1:W:139:GLN:HG3	1.83	0.59
1:O:306:GLN:NE2	1:O:308:LYS:HB3	2.17	0.59
1:P:24:VAL:O	1:P:24:VAL:HG12	2.02	0.59
1:S:49:ILE:HG23	1:S:274:PHE:CE1	2.36	0.59
1:S:124:LEU:HD22	1:S:203:ILE:HD11	1.85	0.59
1:U:125:ALA:HB3	1:U:202:LEU:CD2	2.32	0.59
1:V:185:GLN:HG3	1:V:192:LYS:CG	2.32	0.59

*Continued on next page...*

*Continued from previous page...*

Atom-1	Atom-2	Interatomic distance (Å)	Clash overlap (Å)
1:W:185:GLN:HG3	1:W:192:LYS:CG	2.32	0.59
1:W:400:SER:O	1:W:401:VAL:HB	2.01	0.59
1:X:204:GLY:O	1:X:205:SER:C	2.40	0.59
1:A:24:VAL:O	1:A:24:VAL:HG12	2.03	0.59
1:C:153:LYS:HG3	1:C:157:THR:HB	1.83	0.59
1:D:166:ASP:HB2	1:D:169:ASP:OD2	2.03	0.59
1:D:216:LYS:HE2	3:D:6013:HOH:O	2.02	0.59
1:E:90:ILE:HD12	1:E:90:ILE:N	2.17	0.59
1:F:153:LYS:HG3	1:F:157:THR:HB	1.85	0.59
1:G:193:VAL:HG23	1:J:189:LYS:HZ3	1.66	0.59
1:G:254:PHE:CB	1:J:221:ILE:HD11	2.32	0.59
1:H:185:GLN:HG3	1:H:192:LYS:CG	2.31	0.59
1:I:329:LEU:HD11	1:I:332:ALA:HB2	1.85	0.59
1:L:178:LEU:H	1:L:178:LEU:CD2	2.15	0.59
1:M:90:ILE:HD12	1:M:90:ILE:N	2.18	0.59
1:N:42:ARG:HG3	1:N:242:GLU:CG	2.28	0.59
1:N:189:LYS:HD2	1:W:192:LYS:HB3	1.84	0.59
1:N:234:GLU:HG2	1:N:235:ASP:N	2.14	0.59
1:P:400:SER:O	1:P:401:VAL:HB	2.00	0.59
1:Q:153:LYS:HG3	1:Q:157:THR:HB	1.83	0.59
1:S:153:LYS:HG3	1:S:157:THR:HB	1.84	0.59
1:S:204:GLY:O	1:S:205:SER:C	2.40	0.59
1:V:204:GLY:O	1:V:205:SER:C	2.40	0.59
1:A:328:LYS:HD2	1:A:330:ARG:HE	1.67	0.59
1:B:174:VAL:HG13	1:B:198:ASP:HB2	1.85	0.59
1:D:202:LEU:HD13	1:D:221:ILE:CD1	2.33	0.59
1:E:57:TYR:CE1	1:E:75:LYS:HB2	2.38	0.59
1:E:268:ILE:HD11	1:E:452:ILE:HG12	1.83	0.59
1:F:378:LYS:HZ3	1:H:241:LEU:HD21	1.67	0.59
1:G:178:LEU:HD23	1:G:178:LEU:N	2.18	0.59
1:G:204:GLY:O	1:G:205:SER:C	2.41	0.59
1:I:195:GLU:HA	3:I:6081:HOH:O	2.02	0.59
1:I:354:VAL:HG22	1:L:181:LEU:HD23	1.85	0.59
1:K:95:LEU:HD22	1:K:95:LEU:H	1.67	0.59
1:K:178:LEU:HD12	1:K:180:HIS:HD2	1.68	0.59
1:K:280:MET:CE	1:K:463:LEU:HB2	2.32	0.59
1:K:328:LYS:HZ3	1:L:328:LYS:HG3	1.65	0.59
1:L:400:SER:O	1:L:401:VAL:HB	2.02	0.59
1:M:125:ALA:HB3	1:M:202:LEU:CD2	2.32	0.59
1:M:189:LYS:NZ	1:P:192:LYS:HB3	2.17	0.59
1:N:198:ASP:O	1:N:199:LEU:HB3	2.02	0.59

*Continued on next page...*

*Continued from previous page...*

Atom-1	Atom-2	Interatomic distance (Å)	Clash overlap (Å)
1:P:185:GLN:HG3	1:P:192:LYS:CG	2.32	0.59
1:Q:125:ALA:HB3	1:Q:202:LEU:CD2	2.32	0.59
1:R:24:VAL:HG12	1:R:24:VAL:O	2.02	0.59
1:R:202:LEU:HD11	1:R:217:VAL:O	2.03	0.59
1:R:297:VAL:HG22	1:S:379:SER:HA	1.85	0.59
1:T:24:VAL:O	1:T:24:VAL:HG12	2.03	0.59
1:U:25:PHE:HA	1:U:28:GLY:HA3	1.83	0.59
1:U:204:GLY:O	1:U:205:SER:C	2.41	0.59
1:W:280:MET:SD	1:W:463:LEU:HB2	2.41	0.59
1:A:189:LYS:HZ3	1:D:193:VAL:HG23	1.67	0.59
1:B:56:GLY:HA3	1:B:75:LYS:HD2	1.83	0.59
1:B:268:ILE:HD11	1:B:452:ILE:HG12	1.83	0.59
1:C:202:LEU:HD13	1:C:221:ILE:CD1	2.31	0.59
1:E:150:VAL:CG2	1:E:158:ILE:HG23	2.33	0.59
1:G:193:VAL:HG23	1:J:189:LYS:NZ	2.18	0.59
1:G:329:LEU:HD11	1:G:332:ALA:HB2	1.84	0.59
1:H:165:GLU:HB2	3:H:6116:HOH:O	2.02	0.59
1:H:204:GLY:O	1:H:205:SER:C	2.40	0.59
1:H:268:ILE:HD11	1:H:452:ILE:HG12	1.83	0.59
1:I:56:GLY:HA3	1:I:75:LYS:HD2	1.85	0.59
1:K:282:ASN:HB2	3:K:6088:HOH:O	2.02	0.59
1:L:328:LYS:HD2	1:L:330:ARG:HE	1.66	0.59
1:O:202:LEU:HD13	1:O:221:ILE:CD1	2.32	0.59
1:P:207:PRO:HB3	1:P:216:LYS:CB	2.32	0.59
1:Q:464:ASN:HB2	3:Q:6123:HOH:O	2.03	0.59
1:R:354:VAL:N	3:R:6167:HOH:O	2.35	0.59
1:V:95:LEU:HD22	1:V:95:LEU:H	1.68	0.59
1:W:125:ALA:HB3	1:W:202:LEU:CD2	2.32	0.59
1:X:234:GLU:O	1:X:235:ASP:HB2	2.03	0.59
1:A:88:PHE:CD1	1:A:288:ILE:HG21	2.38	0.59
1:A:234:GLU:O	1:A:235:ASP:HB2	2.03	0.59
1:C:204:GLY:O	1:C:205:SER:C	2.41	0.59
1:D:42:ARG:HG3	1:D:242:GLU:CG	2.26	0.59
1:D:202:LEU:HD22	1:D:221:ILE:HG12	1.84	0.59
1:D:204:GLY:O	1:D:205:SER:C	2.41	0.59
1:F:24:VAL:O	1:F:24:VAL:HG12	2.02	0.59
1:I:198:ASP:O	1:I:199:LEU:HB3	2.03	0.59
1:J:95:LEU:H	1:J:95:LEU:HD22	1.67	0.59
1:K:66:LYS:HB3	3:K:6037:HOH:O	2.01	0.59
1:M:189:LYS:CD	1:P:192:LYS:HB3	2.32	0.59
1:O:49:ILE:HG23	1:O:274:PHE:CE1	2.38	0.59

*Continued on next page...*

*Continued from previous page...*

Atom-1	Atom-2	Interatomic distance (Å)	Clash overlap (Å)
1:O:95:LEU:H	1:O:95:LEU:HD22	1.68	0.59
1:Q:56:GLY:HA3	1:Q:75:LYS:HD2	1.85	0.59
1:R:11:ASN:HD21	1:R:13:TRP:HD1	1.51	0.59
1:S:189:LYS:NZ	1:V:192:LYS:CB	2.66	0.59
1:S:199:LEU:O	3:S:6118:HOH:O	2.15	0.59
1:S:240:GLU:OE1	1:S:240:GLU:HA	2.01	0.59
1:U:110:ARG:HG2	1:U:110:ARG:HH11	1.68	0.59
1:U:189:LYS:HB2	1:X:189:LYS:HA	1.85	0.59
1:V:171:VAL:HG23	3:V:6209:HOH:O	2.02	0.59
1:V:465:ASN:HA	3:V:6123:HOH:O	2.02	0.59
1:W:311:GLU:HB3	1:X:330:ARG:HH11	1.68	0.59
1:W:328:LYS:HD2	1:W:330:ARG:HE	1.68	0.59
1:X:128:GLU:CD	1:X:197:GLU:HB3	2.24	0.59
1:X:240:GLU:OE1	1:X:240:GLU:HA	2.03	0.59
1:B:124:LEU:H	1:B:124:LEU:CD2	2.14	0.59
1:B:240:GLU:HA	1:B:240:GLU:OE1	2.02	0.59
1:C:29:ASP:HB2	3:C:6212:HOH:O	2.03	0.59
1:D:206:ILE:HD11	1:D:216:LYS:HE3	1.85	0.59
1:E:372:TYR:O	1:E:373:THR:HG23	2.03	0.59
1:G:127:LEU:HD22	1:G:201:ILE:HG21	1.85	0.59
1:G:328:LYS:HD2	1:G:330:ARG:HE	1.68	0.59
1:G:351:TYR:CG	1:J:177:ILE:HG12	2.38	0.59
1:M:372:TYR:O	1:M:373:THR:HG23	2.03	0.59
1:N:204:GLY:O	1:N:205:SER:C	2.41	0.59
1:Q:88:PHE:CD1	1:Q:288:ILE:HG21	2.38	0.59
1:Q:328:LYS:HD2	1:Q:330:ARG:HE	1.67	0.59
1:S:95:LEU:HD22	1:S:95:LEU:H	1.68	0.59
1:S:150:VAL:CG2	1:S:158:ILE:HG23	2.33	0.59
1:T:29:ASP:HB2	3:T:6089:HOH:O	2.03	0.59
1:U:24:VAL:O	1:U:24:VAL:HG12	2.03	0.59
1:V:202:LEU:HD22	1:V:221:ILE:HG12	1.85	0.59
1:W:106:ILE:HG13	3:W:6090:HOH:O	2.01	0.59
1:A:178:LEU:H	1:A:178:LEU:CD2	2.16	0.58
1:B:31:PHE:N	1:B:34:PHE:HB3	2.18	0.58
1:B:126:MET:SD	1:B:200:ASN:HB3	2.42	0.58
1:C:24:VAL:O	1:C:24:VAL:HG12	2.03	0.58
1:C:178:LEU:HD12	1:C:180:HIS:HD2	1.68	0.58
1:D:304:GLY:H	1:D:306:GLN:HG3	1.68	0.58
1:E:11:ASN:OD1	1:E:13:TRP:N	2.36	0.58
1:E:105:HIS:N	1:E:266:ASP:OD2	2.36	0.58
1:E:202:LEU:HD11	1:E:217:VAL:O	2.03	0.58

*Continued on next page...*

*Continued from previous page...*

Atom-1	Atom-2	Interatomic distance (Å)	Clash overlap (Å)
1:F:273:SER:HB2	3:F:6172:HOH:O	2.03	0.58
1:F:289:THR:HG23	3:F:6172:HOH:O	2.03	0.58
1:G:178:LEU:HD12	1:G:180:HIS:HD2	1.67	0.58
1:G:280:MET:CE	1:G:463:LEU:HB2	2.32	0.58
1:H:72:GLU:HB2	3:H:6180:HOH:O	2.03	0.58
1:I:90:ILE:HD12	1:I:90:ILE:N	2.18	0.58
1:I:266:ASP:OD1	1:I:342:ASP:HA	2.02	0.58
1:I:367:ILE:HA	3:I:6030:HOH:O	2.03	0.58
1:K:464:ASN:O	1:K:465:ASN:HB2	2.01	0.58
1:L:124:LEU:H	1:L:124:LEU:CD2	2.13	0.58
1:M:42:ARG:HG3	1:M:242:GLU:CG	2.27	0.58
1:M:463:LEU:CD2	1:M:464:ASN:H	2.09	0.58
1:N:178:LEU:H	1:N:178:LEU:CD2	2.16	0.58
1:O:106:ILE:HB	3:O:6230:HOH:O	2.03	0.58
1:P:90:ILE:HD12	1:P:90:ILE:N	2.17	0.58
1:P:202:LEU:HD13	1:P:221:ILE:CD1	2.33	0.58
1:Q:202:LEU:HD13	1:Q:221:ILE:CD1	2.32	0.58
1:S:185:GLN:HG3	1:S:192:LYS:CG	2.33	0.58
1:S:234:GLU:HG2	1:S:235:ASP:N	2.10	0.58
1:U:90:ILE:HD12	1:U:90:ILE:N	2.17	0.58
1:V:11:ASN:OD1	1:V:12:ALA:N	2.36	0.58
1:W:126:MET:SD	1:W:200:ASN:HB3	2.42	0.58
1:X:110:ARG:HG2	1:X:110:ARG:HH11	1.68	0.58
1:A:43:GLU:N	3:A:6135:HOH:O	2.36	0.58
1:A:53:GLU:HG2	1:A:274:PHE:CZ	2.38	0.58
1:A:189:LYS:NZ	1:D:192:LYS:H	1.94	0.58
1:A:234:GLU:HG2	1:A:235:ASP:N	2.13	0.58
1:A:294:LYS:HE2	3:A:6123:HOH:O	2.02	0.58
1:B:178:LEU:H	1:B:178:LEU:CD2	2.16	0.58
1:C:254:PHE:CB	1:F:221:ILE:HD11	2.33	0.58
1:D:125:ALA:HB3	1:D:202:LEU:CD2	2.32	0.58
1:E:226:ASN:ND2	1:P:398:LYS:NZ	2.51	0.58
1:E:233:GLU:HB2	1:I:6:LEU:CA	2.32	0.58
1:F:234:GLU:O	1:F:235:ASP:HB2	2.03	0.58
1:G:178:LEU:H	1:G:178:LEU:CD2	2.15	0.58
1:G:202:LEU:HD11	1:G:217:VAL:O	2.03	0.58
1:I:241:LEU:O	1:I:242:GLU:HG2	2.03	0.58
1:J:56:GLY:HA3	1:J:75:LYS:HD2	1.84	0.58
1:J:400:SER:O	1:J:401:VAL:HB	2.02	0.58
1:K:204:GLY:O	1:K:205:SER:C	2.40	0.58
1:L:178:LEU:HD23	1:L:178:LEU:N	2.18	0.58

*Continued on next page...*



*Continued from previous page...*

Atom-1	Atom-2	Interatomic distance (Å)	Clash overlap (Å)
1:M:192:LYS:HB3	1:P:189:LYS:CD	2.33	0.58
1:M:192:LYS:HB3	1:P:189:LYS:NZ	2.18	0.58
1:N:43:GLU:HB3	3:N:6231:HOH:O	2.03	0.58
1:O:192:LYS:HB3	1:R:189:LYS:CD	2.33	0.58
1:P:114:LYS:O	1:P:117:PRO:HD3	2.02	0.58
1:Q:189:LYS:HB2	1:T:189:LYS:HA	1.83	0.58
1:Q:400:SER:O	1:Q:401:VAL:HB	2.02	0.58
1:R:116:ASN:OD1	1:S:9:TYR:OH	2.21	0.58
1:S:186:LEU:HD12	1:V:188:LYS:HE3	1.85	0.58
1:T:87:MET:HE1	1:T:274:PHE:HD1	1.67	0.58
1:T:355:MET:HE3	3:T:6138:HOH:O	2.02	0.58
1:U:166:ASP:HB3	3:U:6113:HOH:O	2.03	0.58
1:U:326:GLU:HA	3:U:6094:HOH:O	2.03	0.58
1:V:125:ALA:HB3	1:V:202:LEU:CD2	2.31	0.58
1:W:88:PHE:CD1	1:W:288:ILE:HG21	2.38	0.58
1:X:107:ASP:HB3	1:X:293:ASP:HB2	1.84	0.58
1:X:178:LEU:HD12	1:X:180:HIS:HD2	1.68	0.58
1:B:185:GLN:HG3	1:B:192:LYS:CG	2.34	0.58
1:C:142:THR:HB	3:F:6184:HOH:O	2.03	0.58
1:D:349:PRO:HG2	3:D:6171:HOH:O	2.03	0.58
1:E:53:GLU:HG2	1:E:274:PHE:CZ	2.38	0.58
1:E:56:GLY:HA3	1:E:75:LYS:HD2	1.85	0.58
1:E:202:LEU:HD13	1:E:221:ILE:CD1	2.30	0.58
1:F:240:GLU:OE1	1:F:240:GLU:HA	2.03	0.58
1:G:153:LYS:HG3	1:G:157:THR:HB	1.84	0.58
1:H:280:MET:SD	1:H:463:LEU:HB2	2.44	0.58
1:J:90:ILE:HD12	1:J:90:ILE:N	2.18	0.58
1:K:150:VAL:HG23	1:K:159:VAL:O	2.02	0.58
1:M:371:LYS:HB2	1:U:115:GLN:OE1	2.03	0.58
1:N:248:LYS:HE2	3:N:6173:HOH:O	2.03	0.58
1:O:437:LEU:HD22	3:O:6175:HOH:O	2.02	0.58
1:P:95:LEU:HD22	1:P:95:LEU:H	1.68	0.58
1:Q:127:LEU:HD22	1:Q:201:ILE:HG21	1.86	0.58
1:U:357:LYS:NZ	3:U:6081:HOH:O	2.31	0.58
1:V:49:ILE:HG23	1:V:274:PHE:CE1	2.38	0.58
1:V:53:GLU:HG2	1:V:274:PHE:CZ	2.38	0.58
1:V:56:GLY:HA3	1:V:75:LYS:HD2	1.85	0.58
1:A:181:LEU:HB3	1:D:354:VAL:HG21	1.85	0.58
3:A:6044:HOH:O	1:D:260:MET:SD	2.57	0.58
1:B:42:ARG:HG3	1:B:242:GLU:CG	2.28	0.58
1:D:127:LEU:HD22	1:D:201:ILE:HG21	1.84	0.58

*Continued on next page...*

*Continued from previous page...*

Atom-1	Atom-2	Interatomic distance (Å)	Clash overlap (Å)
1:H:125:ALA:HB3	1:H:202:LEU:CD2	2.33	0.58
1:I:186:LEU:HD23	1:I:187:GLU:H	1.68	0.58
1:J:204:GLY:O	1:J:205:SER:C	2.40	0.58
1:L:101:ILE:HD12	1:L:428:MET:HE1	1.85	0.58
1:L:204:GLY:O	1:L:205:SER:C	2.41	0.58
1:M:136:LYS:HE2	1:Q:376:ARG:HD2	1.86	0.58
1:N:181:LEU:HB3	1:W:354:VAL:HG21	1.84	0.58
1:O:202:LEU:HD11	1:O:217:VAL:O	2.02	0.58
1:P:240:GLU:OE1	1:P:240:GLU:HA	2.03	0.58
1:Q:95:LEU:H	1:Q:95:LEU:HD22	1.68	0.58
1:Q:204:GLY:O	1:Q:205:SER:C	2.41	0.58
1:Q:221:ILE:HD11	1:T:254:PHE:CB	2.32	0.58
1:R:234:GLU:O	1:R:235:ASP:HB2	2.02	0.58
1:T:268:ILE:HD11	1:T:452:ILE:HG12	1.84	0.58
1:T:329:LEU:HD11	1:T:332:ALA:HB2	1.85	0.58
1:U:244:VAL:HG13	1:U:245:PRO:CD	2.32	0.58
1:U:254:PHE:HB2	1:X:221:ILE:HD11	1.84	0.58
1:V:110:ARG:HH11	1:V:110:ARG:HG2	1.68	0.58
1:V:116:ASN:HD21	1:W:405:THR:CG2	2.17	0.58
1:V:240:GLU:OE1	1:V:240:GLU:HA	2.03	0.58
1:W:202:LEU:HD11	1:W:217:VAL:O	2.03	0.58
1:A:6:LEU:HD13	3:I:6131:HOH:O	2.01	0.58
1:A:304:GLY:H	1:A:306:GLN:HG3	1.69	0.58
1:C:192:LYS:CB	1:F:189:LYS:NZ	2.67	0.58
1:E:150:VAL:HG23	1:E:159:VAL:O	2.02	0.58
1:F:9:TYR:CE1	1:F:404:GLN:HA	2.39	0.58
1:F:88:PHE:CD1	1:F:288:ILE:HG21	2.38	0.58
1:G:30:ARG:HG3	1:G:449:LYS:NZ	2.18	0.58
1:G:56:GLY:HA3	1:G:75:LYS:HD2	1.85	0.58
1:G:88:PHE:CD1	1:G:288:ILE:HG21	2.38	0.58
1:G:90:ILE:HD12	1:G:90:ILE:N	2.19	0.58
1:I:150:VAL:HG23	1:I:159:VAL:O	2.04	0.58
1:J:195:GLU:HG2	1:J:196:GLY:N	2.18	0.58
1:J:328:LYS:HD2	1:J:330:ARG:HE	1.69	0.58
1:L:150:VAL:CG2	1:L:158:ILE:HG23	2.33	0.58
1:L:234:GLU:O	1:L:235:ASP:HB2	2.02	0.58
1:L:280:MET:HA	3:L:6032:HOH:O	2.01	0.58
1:M:181:LEU:HA	3:P:6227:HOH:O	2.01	0.58
1:N:181:LEU:HA	3:N:6181:HOH:O	2.02	0.58
1:O:53:GLU:HG2	1:O:274:PHE:CZ	2.38	0.58
1:O:178:LEU:HD23	1:O:178:LEU:N	2.18	0.58

*Continued on next page...*

*Continued from previous page...*

Atom-1	Atom-2	Interatomic distance (Å)	Clash overlap (Å)
1:O:202:LEU:HD22	1:O:221:ILE:HG12	1.84	0.58
1:P:234:GLU:O	1:P:235:ASP:HB2	2.03	0.58
1:P:328:LYS:HD2	1:P:330:ARG:HE	1.69	0.58
1:R:42:ARG:HG3	1:R:242:GLU:CG	2.27	0.58
1:V:174:VAL:HG13	1:V:198:ASP:HB2	1.85	0.58
1:X:90:ILE:HD12	1:X:90:ILE:N	2.18	0.58
1:X:329:LEU:HD11	1:X:332:ALA:HB2	1.84	0.58
1:B:150:VAL:HG23	1:B:159:VAL:O	2.04	0.58
1:C:83:LYS:HE3	3:D:6030:HOH:O	2.01	0.58
1:C:150:VAL:HG23	1:C:159:VAL:O	2.04	0.58
1:D:178:LEU:H	1:D:178:LEU:CD2	2.17	0.58
1:E:32:LYS:O	1:E:35:ILE:HG22	2.03	0.58
1:E:189:LYS:HZ2	1:H:192:LYS:HB3	1.69	0.58
1:I:53:GLU:HG2	1:I:274:PHE:CZ	2.39	0.58
1:I:178:LEU:HD23	1:I:178:LEU:N	2.18	0.58
1:I:189:LYS:HZ3	1:L:193:VAL:HG23	1.69	0.58
1:I:280:MET:CE	1:I:463:LEU:HB2	2.34	0.58
1:K:42:ARG:NH1	3:K:6139:HOH:O	2.37	0.58
1:L:178:LEU:HD12	1:L:180:HIS:HD2	1.69	0.58
1:N:125:ALA:HB3	1:N:202:LEU:CD2	2.34	0.58
1:O:127:LEU:HD13	1:O:201:ILE:HD13	1.86	0.58
1:O:198:ASP:O	1:O:199:LEU:HB3	2.04	0.58
1:O:313:THR:HB	3:O:6219:HOH:O	2.03	0.58
1:P:56:GLY:HA3	1:P:75:LYS:HD2	1.85	0.58
1:Q:198:ASP:O	1:Q:199:LEU:HB3	2.03	0.58
1:Q:206:ILE:HD11	1:Q:216:LYS:HE3	1.85	0.58
1:R:219:HIS:HA	1:S:6:LEU:HD21	1.86	0.58
1:S:139:GLN:HG3	3:S:6161:HOH:O	2.01	0.58
1:S:328:LYS:HZ3	1:T:328:LYS:HG3	1.65	0.58
1:T:42:ARG:HG3	1:T:242:GLU:CG	2.26	0.58
1:T:53:GLU:HG2	1:T:274:PHE:CZ	2.39	0.58
1:U:139:GLN:HG3	1:X:139:GLN:HG3	1.84	0.58
1:U:166:ASP:HB2	1:U:169:ASP:OD2	2.03	0.58
1:U:400:SER:O	1:U:401:VAL:HB	2.04	0.58
1:V:206:ILE:HD11	1:V:216:LYS:HE3	1.86	0.58
1:V:268:ILE:HD11	1:V:452:ILE:HG12	1.84	0.58
1:W:214:LYS:H	1:W:214:LYS:HD2	1.69	0.58
1:A:192:LYS:HB3	1:D:189:LYS:HZ2	1.67	0.58
1:B:24:VAL:HG12	1:B:24:VAL:O	2.02	0.58
1:B:299:SER:HB3	3:B:6107:HOH:O	2.03	0.58
1:D:95:LEU:H	1:D:95:LEU:HD22	1.67	0.58

*Continued on next page...*

*Continued from previous page...*

Atom-1	Atom-2	Interatomic distance (Å)	Clash overlap (Å)
1:D:262:TYR:HB3	3:D:6114:HOH:O	2.03	0.58
1:H:53:GLU:HG2	1:H:274:PHE:CZ	2.38	0.58
1:J:178:LEU:H	1:J:178:LEU:CD2	2.14	0.58
1:L:216:LYS:HD3	3:L:6098:HOH:O	2.02	0.58
1:P:214:LYS:H	1:P:214:LYS:HD2	1.69	0.58
1:Q:306:GLN:NE2	1:Q:308:LYS:HB3	2.17	0.58
1:R:99:PHE:HD2	3:R:6118:HOH:O	1.86	0.58
1:R:116:ASN:HD21	1:S:405:THR:CG2	2.16	0.58
1:R:234:GLU:HG2	1:R:235:ASP:N	2.11	0.58
1:S:178:LEU:H	1:S:178:LEU:CD2	2.17	0.58
1:T:185:GLN:HG3	1:T:192:LYS:CG	2.33	0.58
1:U:185:GLN:HG3	1:U:192:LYS:CG	2.33	0.58
1:V:135:ILE:C	1:V:135:ILE:HD12	2.24	0.58
1:V:328:LYS:HD2	1:V:330:ARG:HE	1.68	0.58
1:W:240:GLU:OE1	1:W:240:GLU:HA	2.04	0.58
1:X:30:ARG:HG3	1:X:449:LYS:NZ	2.18	0.58
1:X:328:LYS:HD2	1:X:330:ARG:HE	1.68	0.58
1:A:30:ARG:HG3	1:A:449:LYS:NZ	2.17	0.58
1:A:193:VAL:HG23	1:D:189:LYS:HZ3	1.66	0.58
1:A:363:LEU:HD22	1:D:203:ILE:HG12	1.85	0.58
1:C:400:SER:O	1:C:401:VAL:HB	2.03	0.58
1:D:54:LYS:HB3	3:D:6048:HOH:O	2.04	0.58
1:D:135:ILE:C	1:D:135:ILE:HD12	2.24	0.58
1:F:202:LEU:HD11	1:F:217:VAL:O	2.03	0.58
3:G:6163:HOH:O	1:J:182:ALA:HB2	2.03	0.58
1:J:240:GLU:HA	1:J:240:GLU:OE1	2.04	0.58
1:L:138:TYR:HD1	3:L:6186:HOH:O	1.85	0.58
1:L:196:GLY:H	1:L:197:GLU:CD	2.07	0.58
1:M:204:GLY:O	1:M:205:SER:C	2.41	0.58
1:N:135:ILE:C	1:N:135:ILE:HD12	2.24	0.58
1:O:166:ASP:HB2	1:O:169:ASP:OD2	2.02	0.58
1:O:174:VAL:HG13	1:O:198:ASP:HB2	1.85	0.58
1:R:379:SER:HA	1:T:297:VAL:HG22	1.86	0.58
1:S:24:VAL:O	1:S:24:VAL:HG12	2.03	0.58
1:T:204:GLY:O	1:T:205:SER:C	2.42	0.58
1:U:95:LEU:HD22	1:U:95:LEU:H	1.68	0.58
1:A:135:ILE:HD12	1:A:135:ILE:C	2.24	0.58
1:B:178:LEU:HD12	1:B:180:HIS:HD2	1.69	0.58
1:B:195:GLU:HG2	1:B:196:GLY:N	2.18	0.58
1:C:185:GLN:HG3	1:C:192:LYS:CG	2.34	0.58
1:C:198:ASP:O	1:C:199:LEU:HB3	2.04	0.58

*Continued on next page...*

*Continued from previous page...*

Atom-1	Atom-2	Interatomic distance (Å)	Clash overlap (Å)
1:F:306:GLN:NE2	1:F:308:LYS:HB3	2.19	0.58
1:H:31:PHE:N	1:H:34:PHE:HB3	2.18	0.58
1:H:72:GLU:HB3	3:H:6113:HOH:O	2.02	0.58
1:H:127:LEU:HD22	1:H:201:ILE:HG21	1.86	0.58
1:I:31:PHE:N	1:I:34:PHE:HB3	2.18	0.58
1:J:33:ASN:HB3	3:J:6203:HOH:O	2.03	0.58
1:J:372:TYR:O	1:J:373:THR:HG23	2.04	0.58
1:K:88:PHE:CD1	1:K:288:ILE:HG21	2.39	0.58
1:M:58:ARG:HB2	3:M:6207:HOH:O	2.03	0.58
1:M:240:GLU:HA	1:M:240:GLU:OE1	2.02	0.58
1:P:178:LEU:H	1:P:178:LEU:CD2	2.16	0.58
1:P:280:MET:SD	1:P:463:LEU:HB2	2.44	0.58
1:R:105:HIS:N	1:R:266:ASP:OD2	2.37	0.58
1:R:150:VAL:CG2	1:R:158:ILE:HG23	2.34	0.58
1:T:178:LEU:H	1:T:178:LEU:CD2	2.16	0.58
1:U:105:HIS:N	1:U:266:ASP:OD2	2.36	0.58
1:V:90:ILE:HD12	1:V:90:ILE:N	2.18	0.58
1:V:202:LEU:HD13	1:V:221:ILE:CD1	2.34	0.58
1:V:304:GLY:H	1:V:306:GLN:HG3	1.68	0.58
1:A:11:ASN:HD21	1:A:13:TRP:HD1	1.50	0.58
1:A:54:LYS:HE3	3:A:6152:HOH:O	2.02	0.58
1:A:379:SER:HA	1:I:297:VAL:HG22	1.86	0.58
1:G:135:ILE:C	1:G:135:ILE:HD12	2.24	0.58
1:H:234:GLU:HG2	1:H:235:ASP:N	2.16	0.58
1:H:329:LEU:HD11	1:H:332:ALA:HB2	1.85	0.58
1:I:110:ARG:HG2	1:I:110:ARG:HH11	1.69	0.58
1:I:327:LEU:HD13	3:I:6209:HOH:O	2.03	0.58
1:M:185:GLN:HG3	1:M:192:LYS:CG	2.33	0.58
1:N:334:TYR:HE2	3:N:6110:HOH:O	1.87	0.58
1:O:203:ILE:HD13	1:R:363:LEU:HD13	1.86	0.58
1:O:280:MET:SD	1:O:463:LEU:HB2	2.44	0.58
1:O:328:LYS:HD2	1:O:330:ARG:HE	1.69	0.58
1:Q:280:MET:SD	1:Q:463:LEU:HB2	2.44	0.58
1:R:124:LEU:HD22	1:R:203:ILE:HD11	1.86	0.58
1:S:196:GLY:H	1:S:197:GLU:CD	2.08	0.58
1:S:328:LYS:HD2	1:S:330:ARG:HE	1.68	0.58
1:T:95:LEU:H	1:T:95:LEU:HD22	1.68	0.58
1:W:53:GLU:HG2	1:W:274:PHE:CZ	2.39	0.58
1:X:195:GLU:HG2	1:X:196:GLY:N	2.18	0.58
1:A:166:ASP:HB2	1:A:169:ASP:OD2	2.03	0.57
1:A:318:MET:HG3	3:A:6054:HOH:O	2.04	0.57

*Continued on next page...*

*Continued from previous page...*

Atom-1	Atom-2	Interatomic distance (Å)	Clash overlap (Å)
1:B:150:VAL:CG2	1:B:158:ILE:HG23	2.33	0.57
1:B:181:LEU:HD23	1:K:354:VAL:HG22	1.85	0.57
1:C:127:LEU:HD22	1:C:201:ILE:HG21	1.86	0.57
1:C:189:LYS:HZ3	1:F:193:VAL:HG23	1.68	0.57
1:D:328:LYS:HD2	1:D:330:ARG:HE	1.68	0.57
1:F:195:GLU:HG2	1:F:196:GLY:N	2.19	0.57
1:F:244:VAL:HG13	1:F:245:PRO:CD	2.33	0.57
1:G:284:LYS:HG2	3:G:6025:HOH:O	2.04	0.57
1:I:178:LEU:HD12	1:I:180:HIS:HD2	1.70	0.57
1:I:202:LEU:HD11	1:I:217:VAL:O	2.03	0.57
1:J:185:GLN:HG3	1:J:192:LYS:CG	2.33	0.57
1:K:240:GLU:OE1	1:K:240:GLU:HA	2.03	0.57
1:L:11:ASN:HD21	1:L:13:TRP:HB2	1.69	0.57
1:L:206:ILE:HD11	1:L:216:LYS:HE3	1.86	0.57
1:M:193:VAL:HG23	1:P:189:LYS:HZ3	1.68	0.57
1:N:173:GLY:HA3	3:N:6154:HOH:O	2.02	0.57
1:O:153:LYS:HG3	1:O:157:THR:HB	1.85	0.57
1:O:308:LYS:O	1:O:312:ASN:HB2	2.04	0.57
1:O:400:SER:O	1:O:401:VAL:HB	2.04	0.57
1:P:207:PRO:HA	1:P:220:ASN:HB2	1.85	0.57
1:R:31:PHE:N	1:R:34:PHE:HB3	2.19	0.57
1:S:53:GLU:HG2	1:S:274:PHE:CZ	2.39	0.57
1:S:150:VAL:HG23	1:S:159:VAL:O	2.03	0.57
1:T:214:LYS:H	1:T:214:LYS:HD2	1.69	0.57
1:V:24:VAL:O	1:V:24:VAL:HG12	2.03	0.57
1:W:31:PHE:N	1:W:34:PHE:HB3	2.19	0.57
1:W:116:ASN:OD1	3:W:6171:HOH:O	2.17	0.57
1:X:178:LEU:H	1:X:178:LEU:CD2	2.16	0.57
1:A:116:ASN:HD21	1:E:405:THR:CG2	2.17	0.57
1:C:268:ILE:HD11	1:C:452:ILE:HG12	1.85	0.57
1:D:153:LYS:HG3	1:D:157:THR:HB	1.85	0.57
1:G:452:ILE:HB	3:G:6198:HOH:O	2.04	0.57
1:I:234:GLU:HG2	1:I:235:ASP:N	2.16	0.57
1:J:24:VAL:HG11	3:J:6108:HOH:O	2.04	0.57
1:J:290:ILE:O	1:J:291:LEU:HD23	2.03	0.57
1:L:135:ILE:C	1:L:135:ILE:HD12	2.24	0.57
1:N:376:ARG:HD2	1:P:136:LYS:HE2	1.86	0.57
1:O:214:LYS:H	1:O:214:LYS:HD2	1.69	0.57
1:P:195:GLU:HG2	1:P:196:GLY:N	2.19	0.57
1:Q:178:LEU:HD23	1:Q:178:LEU:N	2.19	0.57
1:R:195:GLU:HG2	1:R:196:GLY:N	2.19	0.57

*Continued on next page...*

*Continued from previous page...*

Atom-1	Atom-2	Interatomic distance (Å)	Clash overlap (Å)
1:R:328:LYS:HD2	1:R:330:ARG:HE	1.67	0.57
1:S:56:GLY:HA3	1:S:75:LYS:HD2	1.85	0.57
1:S:57:TYR:CE1	1:S:75:LYS:HB2	2.38	0.57
1:S:304:GLY:H	1:S:306:GLN:HG3	1.69	0.57
1:U:234:GLU:O	1:U:235:ASP:HB2	2.05	0.57
1:V:202:LEU:HD11	1:V:217:VAL:O	2.04	0.57
1:W:128:GLU:CD	1:W:197:GLU:HB3	2.25	0.57
1:W:135:ILE:HD11	1:W:138:TYR:CD2	2.39	0.57
1:W:222:MET:HG2	1:X:5:LEU:O	2.04	0.57
1:X:178:LEU:HD23	1:X:178:LEU:N	2.19	0.57
1:A:185:GLN:HG3	1:A:192:LYS:CG	2.34	0.57
1:B:214:LYS:H	1:B:214:LYS:HD2	1.69	0.57
1:C:90:ILE:HD12	1:C:90:ILE:N	2.19	0.57
1:C:135:ILE:C	1:C:135:ILE:HD12	2.25	0.57
1:E:306:GLN:NE2	1:E:308:LYS:HB3	2.18	0.57
1:F:328:LYS:HD2	1:F:330:ARG:HE	1.69	0.57
1:H:202:LEU:HD13	1:H:221:ILE:CD1	2.34	0.57
1:I:189:LYS:NZ	1:L:192:LYS:HB3	2.19	0.57
1:I:204:GLY:O	1:I:205:SER:C	2.43	0.57
1:I:265:ASP:OD2	1:I:440:MSE:HE3	2.05	0.57
1:M:174:VAL:HA	3:M:6059:HOH:O	2.03	0.57
1:M:214:LYS:HD2	1:M:214:LYS:H	1.68	0.57
1:N:202:LEU:HD13	1:N:221:ILE:CD1	2.34	0.57
1:N:329:LEU:HD11	1:N:332:ALA:HB2	1.86	0.57
1:O:150:VAL:CG2	1:O:158:ILE:HG23	2.34	0.57
1:O:354:VAL:HG22	1:R:181:LEU:HD23	1.86	0.57
1:Q:53:GLU:HG2	1:Q:274:PHE:CZ	2.39	0.57
1:Q:214:LYS:H	1:Q:214:LYS:HD2	1.70	0.57
1:R:166:ASP:HB2	1:R:169:ASP:OD2	2.04	0.57
1:R:376:ARG:HD2	1:T:136:LYS:HE2	1.86	0.57
1:S:125:ALA:HB3	1:S:202:LEU:CD2	2.33	0.57
1:T:31:PHE:N	1:T:34:PHE:HB3	2.19	0.57
1:T:195:GLU:HG2	1:T:196:GLY:N	2.18	0.57
1:T:202:LEU:HD11	1:T:217:VAL:O	2.03	0.57
1:T:240:GLU:OE1	1:T:240:GLU:HA	2.03	0.57
1:U:406:ALA:HB2	3:U:6194:HOH:O	2.04	0.57
1:W:124:LEU:H	1:W:124:LEU:CD2	2.13	0.57
1:A:328:LYS:HG3	1:I:328:LYS:NZ	2.20	0.57
1:B:90:ILE:HD12	1:B:90:ILE:N	2.18	0.57
1:B:202:LEU:HD13	1:B:221:ILE:CD1	2.31	0.57
1:C:88:PHE:CD1	1:C:288:ILE:HG21	2.40	0.57

*Continued on next page...*

*Continued from previous page...*

Atom-1	Atom-2	Interatomic distance (Å)	Clash overlap (Å)
1:C:272:THR:HB	3:C:6125:HOH:O	2.04	0.57
1:C:328:LYS:HD2	1:C:330:ARG:HE	1.69	0.57
1:C:363:LEU:HD22	1:F:203:ILE:HG12	1.87	0.57
1:D:241:LEU:O	1:D:242:GLU:HG2	2.04	0.57
1:E:189:LYS:NZ	1:H:192:LYS:HB3	2.18	0.57
1:E:192:LYS:H	1:H:189:LYS:NZ	1.95	0.57
1:F:55:SER:CB	3:F:6054:HOH:O	2.51	0.57
1:F:218:LYS:O	1:F:221:ILE:HG22	2.04	0.57
1:F:329:LEU:HD11	1:F:332:ALA:HB2	1.87	0.57
1:G:195:GLU:HG2	1:G:196:GLY:N	2.18	0.57
1:H:35:ILE:HG13	3:H:6207:HOH:O	2.03	0.57
1:H:328:LYS:HD2	1:H:330:ARG:HE	1.68	0.57
1:J:88:PHE:CD1	1:J:288:ILE:HG21	2.39	0.57
1:K:174:VAL:HA	3:K:6036:HOH:O	2.03	0.57
1:K:241:LEU:HA	3:K:6024:HOH:O	2.04	0.57
1:L:419:ILE:HD12	3:L:6150:HOH:O	2.04	0.57
1:M:329:LEU:HD11	1:M:332:ALA:HB2	1.85	0.57
1:N:24:VAL:O	1:N:24:VAL:HG12	2.03	0.57
1:N:44:CYS:HA	3:N:6180:HOH:O	2.04	0.57
1:N:135:ILE:HD11	1:N:138:TYR:CD2	2.39	0.57
1:N:379:SER:HA	1:P:297:VAL:HG22	1.85	0.57
1:N:407:GLU:HA	3:N:6235:HOH:O	2.04	0.57
1:O:88:PHE:CD1	1:O:288:ILE:HG21	2.39	0.57
1:O:90:ILE:HD12	1:O:90:ILE:N	2.19	0.57
1:P:150:VAL:CG2	1:P:158:ILE:HG23	2.35	0.57
1:R:135:ILE:HD11	1:R:138:TYR:CD2	2.38	0.57
1:R:304:GLY:H	1:R:306:GLN:HG3	1.69	0.57
1:T:57:TYR:CE1	1:T:75:LYS:HB2	2.39	0.57
1:T:88:PHE:CD1	1:T:288:ILE:HG21	2.39	0.57
1:U:178:LEU:HD23	1:U:178:LEU:N	2.18	0.57
1:U:178:LEU:HD12	1:U:180:HIS:HD2	1.69	0.57
1:A:31:PHE:N	1:A:34:PHE:HB3	2.19	0.57
1:A:197:GLU:CD	1:A:197:GLU:N	2.56	0.57
1:C:304:GLY:H	1:C:306:GLN:HG3	1.70	0.57
1:D:214:LYS:H	1:D:214:LYS:HD2	1.70	0.57
1:D:308:LYS:O	1:D:312:ASN:HB2	2.04	0.57
1:D:372:TYR:O	1:D:373:THR:HG23	2.05	0.57
1:F:31:PHE:HD1	3:F:6171:HOH:O	1.87	0.57
1:F:57:TYR:CE1	1:F:75:LYS:HB2	2.38	0.57
1:F:90:ILE:HD12	1:F:90:ILE:N	2.19	0.57
1:F:128:GLU:CD	1:F:197:GLU:HB3	2.25	0.57

*Continued on next page...*



*Continued from previous page...*

Atom-1	Atom-2	Interatomic distance (Å)	Clash overlap (Å)
1:F:150:VAL:CG2	1:F:158:ILE:HG23	2.33	0.57
1:G:189:LYS:HZ3	1:J:193:VAL:HG23	1.69	0.57
1:G:214:LYS:H	1:G:214:LYS:HD2	1.69	0.57
1:G:304:GLY:H	1:G:306:GLN:HG3	1.69	0.57
1:J:214:LYS:H	1:J:214:LYS:HD2	1.70	0.57
1:K:65:ALA:HB1	3:K:6080:HOH:O	2.03	0.57
1:K:206:ILE:HD11	1:K:216:LYS:HE3	1.87	0.57
1:K:308:LYS:O	1:K:312:ASN:HB2	2.05	0.57
1:N:335:ASN:HB3	3:N:6128:HOH:O	2.03	0.57
1:O:189:LYS:NZ	1:R:192:LYS:CA	2.67	0.57
1:P:234:GLU:HG2	1:P:235:ASP:N	2.15	0.57
1:Q:150:VAL:CG2	1:Q:158:ILE:HG23	2.34	0.57
1:R:127:LEU:HD22	1:R:201:ILE:HG21	1.87	0.57
1:T:87:MET:HE1	1:T:274:PHE:CD1	2.40	0.57
1:T:126:MET:SD	1:T:200:ASN:HB3	2.44	0.57
1:T:304:GLY:H	1:T:306:GLN:HG3	1.69	0.57
1:U:153:LYS:HG3	1:U:157:THR:HB	1.86	0.57
1:V:196:GLY:H	1:V:197:GLU:CD	2.07	0.57
1:X:31:PHE:N	1:X:34:PHE:HB3	2.20	0.57
1:X:153:LYS:HE3	1:X:230:ASP:O	2.05	0.57
1:X:329:LEU:CD1	1:X:332:ALA:H	2.18	0.57
1:A:174:VAL:HG13	1:A:198:ASP:HB2	1.85	0.57
1:B:135:ILE:C	1:B:135:ILE:HD12	2.24	0.57
1:C:150:VAL:CG2	1:C:158:ILE:HG23	2.34	0.57
1:C:189:LYS:HZ1	1:F:192:LYS:CA	2.18	0.57
1:C:248:LYS:HE2	3:C:6176:HOH:O	2.03	0.57
1:C:331:LYS:HE3	3:C:6151:HOH:O	2.04	0.57
1:E:95:LEU:HD22	1:E:95:LEU:H	1.68	0.57
1:F:247:GLY:O	3:F:6063:HOH:O	2.17	0.57
1:G:150:VAL:HG23	1:G:159:VAL:O	2.03	0.57
1:H:265:ASP:OD2	1:H:440:MSE:HE3	2.04	0.57
1:I:57:TYR:CE1	1:I:75:LYS:HB2	2.39	0.57
1:J:30:ARG:HA	3:J:6203:HOH:O	2.04	0.57
1:J:110:ARG:HG2	1:J:110:ARG:HH11	1.69	0.57
1:J:391:GLU:HB3	3:J:6031:HOH:O	2.05	0.57
1:L:127:LEU:HD13	1:L:201:ILE:HD13	1.87	0.57
1:M:127:LEU:HD22	1:M:201:ILE:HG21	1.86	0.57
1:N:105:HIS:N	1:N:266:ASP:OD2	2.38	0.57
1:N:178:LEU:HD23	1:N:178:LEU:N	2.19	0.57
1:O:128:GLU:CD	1:O:197:GLU:HB3	2.25	0.57
1:O:153:LYS:HE3	1:O:230:ASP:O	2.04	0.57

*Continued on next page...*

*Continued from previous page...*

Atom-1	Atom-2	Interatomic distance (Å)	Clash overlap (Å)
1:Q:329:LEU:HD11	1:Q:332:ALA:HB2	1.87	0.57
1:R:90:ILE:HD12	1:R:90:ILE:N	2.20	0.57
1:R:464:ASN:HB3	1:R:465:ASN:OD1	2.03	0.57
1:U:174:VAL:HG13	1:U:198:ASP:HB2	1.86	0.57
1:B:54:LYS:HE2	3:B:6135:HOH:O	2.05	0.57
1:B:308:LYS:O	1:B:312:ASN:HB2	2.05	0.57
1:E:135:ILE:HD11	1:E:138:TYR:CD2	2.40	0.57
1:H:400:SER:O	1:H:401:VAL:HB	2.03	0.57
1:K:214:LYS:H	1:K:214:LYS:HD2	1.69	0.57
1:L:56:GLY:HA3	1:L:75:LYS:HD2	1.84	0.57
1:L:86:ILE:HG13	3:L:6114:HOH:O	2.03	0.57
1:L:88:PHE:CD1	1:L:288:ILE:HG21	2.39	0.57
1:M:153:LYS:HB3	3:M:6196:HOH:O	2.05	0.57
1:O:110:ARG:HG2	1:O:110:ARG:HH11	1.70	0.57
1:R:53:GLU:HG2	1:R:274:PHE:CZ	2.40	0.57
1:S:200:ASN:C	3:S:6118:HOH:O	2.43	0.57
1:T:205:SER:HB3	3:T:6253:HOH:O	2.04	0.57
1:W:135:ILE:C	1:W:135:ILE:HD12	2.24	0.57
1:W:178:LEU:HD12	1:W:180:HIS:HD2	1.69	0.57
1:X:127:LEU:HD22	1:X:201:ILE:HG21	1.86	0.57
1:A:240:GLU:OE1	1:A:240:GLU:HA	2.05	0.57
1:B:234:GLU:O	1:B:235:ASP:HB2	2.04	0.57
1:C:174:VAL:HA	3:C:6022:HOH:O	2.04	0.57
1:C:214:LYS:H	1:C:214:LYS:HD2	1.69	0.57
1:F:178:LEU:HD12	1:F:180:HIS:HD2	1.69	0.57
1:G:135:ILE:HD11	1:G:138:TYR:CD2	2.40	0.57
1:I:105:HIS:N	1:I:266:ASP:OD2	2.38	0.57
1:L:329:LEU:HD11	1:L:332:ALA:HB2	1.85	0.57
1:M:123:ASP:HB3	3:M:6237:HOH:O	2.03	0.57
1:M:202:LEU:HD13	1:M:221:ILE:CD1	2.33	0.57
1:N:127:LEU:HD22	1:N:201:ILE:HG21	1.87	0.57
1:O:207:PRO:HB3	1:O:216:LYS:CB	2.32	0.57
1:Q:202:LEU:HD11	1:Q:217:VAL:O	2.04	0.57
1:Q:372:TYR:O	1:Q:373:THR:HG23	2.05	0.57
1:Q:462:PHE:CE2	3:Q:6203:HOH:O	2.44	0.57
1:R:135:ILE:C	1:R:135:ILE:HD12	2.24	0.57
1:R:204:GLY:O	1:R:205:SER:C	2.42	0.57
1:U:221:ILE:HD11	1:X:254:PHE:HB2	1.86	0.57
1:U:280:MET:SD	1:U:463:LEU:HB2	2.45	0.57
1:V:58:ARG:HB2	3:V:6076:HOH:O	2.05	0.57
1:V:88:PHE:CD1	1:V:288:ILE:HG21	2.39	0.57

*Continued on next page...*

*Continued from previous page...*

Atom-1	Atom-2	Interatomic distance (Å)	Clash overlap (Å)
1:B:189:LYS:NZ	1:K:192:LYS:HB3	2.19	0.57
1:C:100:LYS:NZ	3:C:6208:HOH:O	2.34	0.57
1:C:189:LYS:NZ	1:F:192:LYS:HB3	2.19	0.57
1:C:195:GLU:HG2	1:C:196:GLY:N	2.19	0.57
1:C:371:LYS:NZ	3:C:6161:HOH:O	2.37	0.57
1:E:195:GLU:HG2	1:E:196:GLY:N	2.19	0.57
1:H:244:VAL:HG13	1:H:245:PRO:CD	2.33	0.57
1:H:306:GLN:NE2	1:H:308:LYS:HB3	2.20	0.57
1:I:372:TYR:O	1:I:373:THR:HG23	2.05	0.57
1:K:105:HIS:N	1:K:266:ASP:OD2	2.37	0.57
1:K:205:SER:HB2	3:K:6188:HOH:O	2.05	0.57
1:L:127:LEU:HD22	1:L:201:ILE:HG21	1.86	0.57
1:M:188:LYS:HE3	1:P:186:LEU:HD12	1.87	0.57
1:M:221:ILE:HD11	1:P:254:PHE:HB3	1.87	0.57
1:N:25:PHE:HE2	3:N:6166:HOH:O	1.88	0.57
1:P:31:PHE:N	1:P:34:PHE:HB3	2.19	0.57
1:Q:265:ASP:OD2	1:Q:440:MSE:HE3	2.05	0.57
1:R:57:TYR:CE1	1:R:75:LYS:HB2	2.40	0.57
1:U:127:LEU:HD22	1:U:201:ILE:HG21	1.87	0.57
1:U:195:GLU:HG2	1:U:196:GLY:N	2.20	0.57
1:X:88:PHE:CD1	1:X:288:ILE:HG21	2.40	0.57
1:X:202:LEU:HD13	1:X:221:ILE:CD1	2.33	0.57
1:A:150:VAL:HG23	1:A:159:VAL:O	2.05	0.57
1:A:231:ILE:HG23	3:A:6173:HOH:O	2.05	0.57
1:B:88:PHE:CD1	1:B:288:ILE:HG21	2.40	0.57
1:B:244:VAL:HG13	1:B:245:PRO:CD	2.33	0.57
1:C:135:ILE:HD11	1:C:138:TYR:CD2	2.40	0.57
1:G:354:VAL:HG21	1:J:181:LEU:HB3	1.87	0.57
1:I:88:PHE:CD1	1:I:288:ILE:HG21	2.40	0.57
1:I:95:LEU:H	1:I:95:LEU:HD22	1.69	0.57
1:L:174:VAL:HG13	1:L:198:ASP:HB2	1.87	0.57
1:L:195:GLU:HG2	1:L:196:GLY:N	2.19	0.57
1:M:280:MET:SD	1:M:463:LEU:HB2	2.44	0.57
1:N:195:GLU:HG2	1:N:196:GLY:N	2.20	0.57
1:N:241:LEU:HD21	1:O:378:LYS:NZ	2.19	0.57
1:N:244:VAL:HG13	1:N:245:PRO:CD	2.32	0.57
1:O:185:GLN:HG3	1:O:192:LYS:CG	2.34	0.57
1:O:285:LYS:HE2	3:O:6191:HOH:O	2.05	0.57
1:Q:207:PRO:HB3	1:Q:216:LYS:CB	2.29	0.57
1:R:178:LEU:H	1:R:178:LEU:CD2	2.17	0.57
1:R:178:LEU:HD12	1:R:180:HIS:HD2	1.69	0.57

*Continued on next page...*

*Continued from previous page...*

Atom-1	Atom-2	Interatomic distance (Å)	Clash overlap (Å)
1:R:240:GLU:OE1	1:R:240:GLU:HA	2.04	0.57
1:W:304:GLY:H	1:W:306:GLN:HG3	1.69	0.57
1:A:404:GLN:HB2	3:A:6106:HOH:O	2.04	0.56
1:B:193:VAL:HG23	1:K:189:LYS:NZ	2.19	0.56
1:C:57:TYR:CE1	1:C:75:LYS:HB2	2.40	0.56
1:C:280:MET:SD	1:C:463:LEU:HB2	2.45	0.56
1:D:234:GLU:HG2	1:D:235:ASP:N	2.14	0.56
1:D:240:GLU:OE1	1:D:240:GLU:HA	2.05	0.56
1:E:24:VAL:O	1:E:24:VAL:HG12	2.04	0.56
1:E:88:PHE:CD1	1:E:288:ILE:HG21	2.40	0.56
1:G:153:LYS:HE3	1:G:230:ASP:O	2.05	0.56
1:G:280:MET:SD	1:G:463:LEU:HB2	2.44	0.56
1:H:96:TYR:HB3	3:H:6197:HOH:O	2.04	0.56
1:I:448:SER:O	1:I:452:ILE:HG13	2.04	0.56
1:K:195:GLU:HG2	1:K:196:GLY:N	2.20	0.56
1:M:178:LEU:H	1:M:178:LEU:CD2	2.18	0.56
1:N:150:VAL:HG23	1:N:159:VAL:O	2.05	0.56
1:N:280:MET:SD	1:N:463:LEU:HB2	2.45	0.56
1:N:463:LEU:HD23	1:N:464:ASN:N	2.08	0.56
1:P:314:VAL:HG11	3:P:6194:HOH:O	2.05	0.56
1:Q:188:LYS:HE3	1:T:186:LEU:HD12	1.85	0.56
1:S:90:ILE:HD12	1:S:90:ILE:N	2.21	0.56
1:S:105:HIS:N	1:S:266:ASP:OD2	2.38	0.56
1:S:178:LEU:HD12	1:S:180:HIS:HD2	1.70	0.56
1:S:196:GLY:C	1:S:197:GLU:CD	2.64	0.56
1:T:280:MET:SD	1:T:463:LEU:HB2	2.45	0.56
1:V:178:LEU:H	1:V:178:LEU:CD2	2.18	0.56
1:V:329:LEU:HD11	1:V:332:ALA:HB2	1.87	0.56
1:W:206:ILE:HD11	1:W:216:LYS:HE3	1.85	0.56
1:X:174:VAL:HG13	1:X:198:ASP:HB2	1.87	0.56
1:X:418:THR:HB	3:X:6096:HOH:O	2.05	0.56
1:A:90:ILE:HD12	1:A:90:ILE:N	2.18	0.56
1:C:372:TYR:O	1:C:373:THR:HG23	2.05	0.56
1:D:90:ILE:HD12	1:D:90:ILE:N	2.19	0.56
1:D:150:VAL:HG23	1:D:159:VAL:O	2.04	0.56
1:D:244:VAL:HG13	1:D:245:PRO:CD	2.34	0.56
1:G:124:LEU:H	1:G:124:LEU:CD2	2.16	0.56
1:H:127:LEU:HD13	1:H:201:ILE:HD13	1.87	0.56
1:H:372:TYR:O	1:H:373:THR:HG23	2.05	0.56
1:I:101:ILE:HD12	1:I:428:MET:HE1	1.87	0.56
1:I:135:ILE:HD12	1:I:135:ILE:C	2.26	0.56

*Continued on next page...*

*Continued from previous page...*

Atom-1	Atom-2	Interatomic distance (Å)	Clash overlap (Å)
1:J:127:LEU:HD22	1:J:201:ILE:HG21	1.88	0.56
1:L:150:VAL:HG23	1:L:159:VAL:O	2.05	0.56
1:M:57:TYR:CE1	1:M:75:LYS:HB2	2.40	0.56
1:M:189:LYS:HZ3	1:P:193:VAL:HG23	1.69	0.56
1:M:394:ARG:NH2	1:M:465:ASN:ND2	2.52	0.56
1:O:244:VAL:HG13	1:O:245:PRO:CD	2.32	0.56
1:Q:138:TYR:CZ	1:Q:194:ILE:HG13	2.39	0.56
1:R:329:LEU:HD11	1:R:332:ALA:HB2	1.88	0.56
1:R:372:TYR:O	1:R:373:THR:HG23	2.05	0.56
1:S:88:PHE:CD1	1:S:288:ILE:HG21	2.40	0.56
1:S:214:LYS:H	1:S:214:LYS:HD2	1.70	0.56
1:S:239:ALA:HA	3:S:6156:HOH:O	2.04	0.56
1:T:186:LEU:HD23	1:T:187:GLU:N	2.20	0.56
1:V:297:VAL:HG22	1:W:379:SER:HA	1.87	0.56
1:W:190:ALA:HB1	3:W:6115:HOH:O	2.04	0.56
1:A:128:GLU:CD	1:A:197:GLU:HB3	2.24	0.56
1:A:218:LYS:O	1:A:221:ILE:HG22	2.06	0.56
1:B:98:GLY:HA3	3:B:6154:HOH:O	2.04	0.56
1:B:196:GLY:H	1:B:197:GLU:CD	2.08	0.56
1:B:372:TYR:O	1:B:373:THR:HG23	2.04	0.56
1:D:53:GLU:HG2	1:D:274:PHE:CZ	2.40	0.56
1:D:209:LYS:HA	3:D:6206:HOH:O	2.05	0.56
1:E:31:PHE:N	1:E:34:PHE:HB3	2.20	0.56
1:E:60:ILE:HG13	1:E:61:GLU:HG2	1.87	0.56
1:E:234:GLU:HG2	1:E:235:ASP:N	2.13	0.56
1:F:31:PHE:N	1:F:34:PHE:HB3	2.19	0.56
1:F:214:LYS:HB2	3:F:6078:HOH:O	2.04	0.56
1:F:440:MSE:N	3:F:6076:HOH:O	2.35	0.56
1:G:95:LEU:H	1:G:95:LEU:HD22	1.70	0.56
1:H:174:VAL:HG13	1:H:198:ASP:HB2	1.88	0.56
1:I:150:VAL:CG2	1:I:158:ILE:HG23	2.35	0.56
1:I:268:ILE:HD11	1:I:452:ILE:HG12	1.87	0.56
1:I:304:GLY:H	1:I:306:GLN:HG3	1.69	0.56
1:J:42:ARG:HG3	1:J:242:GLU:CG	2.29	0.56
1:J:67:GLY:HA2	3:J:6086:HOH:O	2.04	0.56
1:J:280:MET:SD	1:J:463:LEU:HB2	2.45	0.56
1:L:214:LYS:H	1:L:214:LYS:HD2	1.70	0.56
1:L:273:SER:HB2	3:L:6061:HOH:O	2.04	0.56
1:M:70:LEU:HD12	3:M:6096:HOH:O	2.05	0.56
1:M:110:ARG:HG2	1:M:110:ARG:HH11	1.71	0.56
1:M:189:LYS:NZ	1:P:192:LYS:H	1.89	0.56

*Continued on next page...*

*Continued from previous page...*

Atom-1	Atom-2	Interatomic distance (Å)	Clash overlap (Å)
1:M:192:LYS:CA	1:P:189:LYS:HZ1	2.18	0.56
1:M:250:ARG:HB2	3:M:6078:HOH:O	2.05	0.56
3:M:6253:HOH:O	1:P:189:LYS:HD3	2.06	0.56
1:N:31:PHE:N	1:N:34:PHE:HB3	2.20	0.56
1:N:57:TYR:CE1	1:N:75:LYS:HB2	2.40	0.56
1:N:240:GLU:OE1	1:N:240:GLU:HA	2.04	0.56
1:O:31:PHE:N	1:O:34:PHE:HB3	2.20	0.56
1:O:57:TYR:CE1	1:O:75:LYS:HB2	2.40	0.56
1:O:105:HIS:N	1:O:266:ASP:OD2	2.38	0.56
1:O:196:GLY:HA3	1:P:411:VAL:HG21	1.87	0.56
1:O:419:ILE:HD11	3:O:6173:HOH:O	2.05	0.56
1:P:57:TYR:CE1	1:P:75:LYS:HB2	2.40	0.56
1:Q:31:PHE:N	1:Q:34:PHE:HB3	2.20	0.56
1:Q:101:ILE:HD12	1:Q:428:MET:CE	2.35	0.56
1:Q:150:VAL:HG23	1:Q:159:VAL:O	2.06	0.56
1:Q:218:LYS:O	1:Q:221:ILE:HG22	2.04	0.56
1:R:196:GLY:H	1:R:197:GLU:CD	2.09	0.56
1:S:6:LEU:HD12	1:S:6:LEU:H	1.69	0.56
1:S:186:LEU:HD23	1:S:187:GLU:H	1.70	0.56
1:S:196:GLY:O	1:S:197:GLU:OE2	2.22	0.56
1:T:275:GLU:HG3	3:T:6156:HOH:O	2.03	0.56
1:U:124:LEU:HD22	1:U:203:ILE:HD11	1.87	0.56
1:V:94:PRO:HA	3:V:6065:HOH:O	2.06	0.56
1:V:150:VAL:HG23	1:V:159:VAL:O	2.05	0.56
1:V:195:GLU:HG2	1:V:196:GLY:N	2.20	0.56
1:X:135:ILE:C	1:X:135:ILE:HD12	2.25	0.56
1:X:256:ARG:NH1	3:X:6138:HOH:O	2.38	0.56
1:X:262:TYR:HA	3:X:6182:HOH:O	2.05	0.56
1:A:136:LYS:HE2	1:E:376:ARG:HD2	1.86	0.56
1:B:206:ILE:HD11	1:B:216:LYS:HE3	1.88	0.56
1:C:240:GLU:OE1	1:C:240:GLU:HA	2.05	0.56
1:D:31:PHE:N	1:D:34:PHE:HB3	2.20	0.56
1:D:150:VAL:CG2	1:D:158:ILE:HG23	2.36	0.56
1:E:186:LEU:HD23	1:E:187:GLU:H	1.71	0.56
1:F:405:THR:HG23	3:F:6181:HOH:O	2.06	0.56
1:G:53:GLU:HG2	1:G:274:PHE:CZ	2.39	0.56
1:G:166:ASP:HB3	3:G:6066:HOH:O	2.05	0.56
1:G:329:LEU:CD1	1:G:332:ALA:H	2.18	0.56
1:I:35:ILE:HD12	3:I:6051:HOH:O	2.05	0.56
1:K:178:LEU:H	1:K:178:LEU:CD2	2.17	0.56
1:L:135:ILE:HD11	1:L:138:TYR:CD2	2.41	0.56

*Continued on next page...*

*Continued from previous page...*

Atom-1	Atom-2	Interatomic distance (Å)	Clash overlap (Å)
1:M:88:PHE:CD1	1:M:288:ILE:HG21	2.40	0.56
1:O:280:MET:CE	1:O:463:LEU:HB2	2.34	0.56
1:Q:402:ASN:HB3	3:Q:6164:HOH:O	2.04	0.56
1:R:463:LEU:HD23	1:R:464:ASN:N	2.08	0.56
1:T:178:LEU:HD12	1:T:180:HIS:HD2	1.71	0.56
1:U:53:GLU:HG2	1:U:274:PHE:CZ	2.41	0.56
1:U:203:ILE:HG23	3:X:6094:HOH:O	2.05	0.56
1:U:214:LYS:H	1:U:214:LYS:HD2	1.69	0.56
1:U:259:VAL:HB	3:U:6225:HOH:O	2.06	0.56
1:V:196:GLY:O	1:V:197:GLU:OE2	2.24	0.56
1:W:43:GLU:CB	3:W:6090:HOH:O	2.53	0.56
1:X:56:GLY:HA3	1:X:75:LYS:HD2	1.86	0.56
1:X:124:LEU:HD22	1:X:203:ILE:HD11	1.87	0.56
1:X:150:VAL:HG23	1:X:159:VAL:O	2.04	0.56
1:X:214:LYS:H	1:X:214:LYS:HD2	1.71	0.56
1:A:189:LYS:CD	1:D:192:LYS:HB3	2.36	0.56
1:A:355:MET:HE3	3:A:6057:HOH:O	2.05	0.56
1:C:54:LYS:HB3	3:C:6018:HOH:O	2.06	0.56
1:C:119:TYR:HB2	3:C:6101:HOH:O	2.06	0.56
1:C:145:LEU:HD22	1:C:173:GLY:HA2	1.87	0.56
1:D:207:PRO:HB3	1:D:216:LYS:CB	2.30	0.56
1:E:135:ILE:C	1:E:135:ILE:HD12	2.26	0.56
1:F:234:GLU:HB2	1:G:7:LYS:HD3	1.88	0.56
1:G:31:PHE:N	1:G:34:PHE:HB3	2.20	0.56
1:K:66:LYS:HE3	3:K:6080:HOH:O	2.05	0.56
1:K:139:GLN:HB2	3:K:6028:HOH:O	2.06	0.56
1:L:34:PHE:HZ	3:L:6242:HOH:O	1.88	0.56
1:L:53:GLU:HG2	1:L:274:PHE:CZ	2.40	0.56
1:M:181:LEU:HD23	1:P:354:VAL:HG22	1.86	0.56
1:M:354:VAL:HG22	1:P:181:LEU:HD23	1.88	0.56
1:P:187:GLU:HA	3:P:6152:HOH:O	2.05	0.56
1:Q:186:LEU:HD12	1:T:188:LYS:HE3	1.87	0.56
1:T:218:LYS:O	1:T:221:ILE:HG22	2.06	0.56
1:U:354:VAL:CG2	1:X:181:LEU:HB3	2.35	0.56
1:V:186:LEU:HD23	1:V:187:GLU:H	1.69	0.56
1:A:110:ARG:HG2	1:A:110:ARG:HH11	1.70	0.56
1:A:206:ILE:HD11	1:A:216:LYS:HE3	1.87	0.56
1:B:241:LEU:HD11	3:C:6161:HOH:O	2.06	0.56
1:B:328:LYS:HD2	1:B:330:ARG:HE	1.70	0.56
1:D:198:ASP:O	1:D:199:LEU:HB3	2.05	0.56
1:D:280:MET:SD	1:D:463:LEU:HB2	2.46	0.56

*Continued on next page...*

*Continued from previous page...*

Atom-1	Atom-2	Interatomic distance (Å)	Clash overlap (Å)
1:E:110:ARG:HG2	1:E:110:ARG:HH11	1.70	0.56
1:E:178:LEU:H	1:E:178:LEU:CD2	2.18	0.56
1:F:124:LEU:H	1:F:124:LEU:CD2	2.13	0.56
1:G:181:LEU:HB3	1:J:354:VAL:HG21	1.87	0.56
1:I:124:LEU:HD22	1:I:203:ILE:HD11	1.88	0.56
1:I:188:LYS:HE3	1:L:186:LEU:HD12	1.86	0.56
1:I:244:VAL:HG13	1:I:245:PRO:CD	2.35	0.56
1:J:105:HIS:N	1:J:266:ASP:OD2	2.38	0.56
1:J:196:GLY:HA3	1:K:411:VAL:HG21	1.87	0.56
1:J:328:LYS:NZ	1:K:328:LYS:HG3	2.21	0.56
1:K:178:LEU:HD23	1:K:178:LEU:N	2.20	0.56
1:M:174:VAL:HG13	1:M:198:ASP:HB2	1.88	0.56
1:M:241:LEU:HA	3:M:6027:HOH:O	2.05	0.56
1:N:206:ILE:HD11	1:N:216:LYS:HE3	1.86	0.56
1:O:13:TRP:CZ2	3:O:6146:HOH:O	2.52	0.56
1:O:110:ARG:NH1	3:O:6203:HOH:O	2.39	0.56
1:Q:60:ILE:HG13	1:Q:61:GLU:HG2	1.87	0.56
1:Q:244:VAL:HG13	1:Q:245:PRO:CD	2.35	0.56
1:S:31:PHE:N	1:S:34:PHE:HB3	2.21	0.56
1:T:90:ILE:HD12	1:T:90:ILE:N	2.20	0.56
1:X:105:HIS:N	1:X:266:ASP:OD2	2.39	0.56
1:C:185:GLN:O	3:C:6008:HOH:O	2.18	0.56
1:C:189:LYS:HA	1:F:189:LYS:HB2	1.86	0.56
1:D:110:ARG:HG2	1:D:110:ARG:HH11	1.71	0.56
1:D:178:LEU:HD23	1:D:178:LEU:N	2.20	0.56
1:E:297:VAL:HG22	1:I:379:SER:HA	1.86	0.56
1:F:124:LEU:HD23	1:F:124:LEU:N	2.15	0.56
1:F:372:TYR:O	1:F:373:THR:HG23	2.06	0.56
1:G:57:TYR:CE1	1:G:75:LYS:HB2	2.40	0.56
1:G:228:LYS:HA	3:G:6087:HOH:O	2.06	0.56
1:I:194:ILE:HD13	3:I:6142:HOH:O	2.05	0.56
1:J:85:LEU:HD12	1:J:86:ILE:H	1.71	0.56
1:J:153:LYS:HG3	1:J:157:THR:HB	1.86	0.56
1:L:60:ILE:HG13	1:L:61:GLU:HG2	1.87	0.56
1:M:53:GLU:HG2	1:M:274:PHE:CZ	2.41	0.56
1:M:95:LEU:HD22	1:M:95:LEU:H	1.70	0.56
1:M:328:LYS:HZ1	1:Q:328:LYS:HG3	1.71	0.56
1:N:150:VAL:CG2	1:N:158:ILE:HG23	2.35	0.56
1:N:214:LYS:H	1:N:214:LYS:HD2	1.69	0.56
1:O:150:VAL:HG23	1:O:159:VAL:O	2.05	0.56
1:O:240:GLU:OE1	1:O:240:GLU:HA	2.05	0.56

*Continued on next page...*



*Continued from previous page...*

Atom-1	Atom-2	Interatomic distance (Å)	Clash overlap (Å)
1:O:329:LEU:HD11	1:O:332:ALA:HB2	1.87	0.56
1:O:329:LEU:CD1	1:O:332:ALA:H	2.19	0.56
1:Q:127:LEU:HD13	1:Q:201:ILE:HD13	1.87	0.56
1:Q:240:GLU:OE1	1:Q:240:GLU:HA	2.06	0.56
1:Q:241:LEU:HD21	1:U:378:LYS:NZ	2.20	0.56
1:R:153:LYS:HE3	1:R:230:ASP:O	2.05	0.56
1:S:177:ILE:HG12	1:V:351:TYR:CG	2.41	0.56
1:T:174:VAL:HG13	1:T:198:ASP:HB2	1.86	0.56
1:U:404:GLN:HB2	3:U:6150:HOH:O	2.04	0.56
1:V:31:PHE:N	1:V:34:PHE:HB3	2.21	0.56
1:V:105:HIS:N	1:V:266:ASP:OD2	2.39	0.56
1:W:186:LEU:HD23	1:W:187:GLU:H	1.70	0.56
1:W:329:LEU:HD11	1:W:332:ALA:HB2	1.87	0.56
1:W:430:VAL:HG12	1:W:431:ILE:N	2.21	0.56
1:B:57:TYR:CE1	1:B:75:LYS:HB2	2.41	0.56
1:B:95:LEU:H	1:B:95:LEU:HD22	1.70	0.56
1:C:221:ILE:HD11	1:F:254:PHE:HB3	1.86	0.56
1:C:244:VAL:HG13	1:C:245:PRO:CD	2.32	0.56
1:C:329:LEU:HD11	1:C:332:ALA:HB2	1.87	0.56
1:F:404:GLN:HB2	3:F:6138:HOH:O	2.06	0.56
1:G:138:TYR:CZ	1:G:194:ILE:HG13	2.41	0.56
1:H:105:HIS:N	1:H:266:ASP:OD2	2.39	0.56
1:I:128:GLU:CD	1:I:197:GLU:HB3	2.25	0.56
1:J:42:ARG:HD2	3:J:6181:HOH:O	2.04	0.56
1:J:60:ILE:HG13	1:J:61:GLU:HG2	1.88	0.56
1:J:126:MET:SD	1:J:200:ASN:HB3	2.45	0.56
1:K:280:MET:SD	1:K:463:LEU:HB2	2.45	0.56
1:L:31:PHE:N	1:L:34:PHE:HB3	2.21	0.56
1:L:90:ILE:HD12	1:L:90:ILE:N	2.21	0.56
1:L:372:TYR:O	1:L:373:THR:HG23	2.06	0.56
1:M:135:ILE:HD11	1:M:138:TYR:CD2	2.41	0.56
1:M:154:LYS:N	3:M:6041:HOH:O	2.37	0.56
1:M:178:LEU:HD23	1:M:178:LEU:N	2.20	0.56
1:O:127:LEU:HD22	1:O:201:ILE:HG21	1.88	0.56
1:Q:110:ARG:HG2	1:Q:110:ARG:HH11	1.71	0.56
1:R:214:LYS:H	1:R:214:LYS:HD2	1.71	0.56
1:R:218:LYS:O	1:R:221:ILE:HG22	2.06	0.56
1:S:127:LEU:HD13	1:S:201:ILE:HD13	1.88	0.56
1:T:234:GLU:HG2	1:T:235:ASP:N	2.12	0.56
1:U:60:ILE:HD11	3:U:6148:HOH:O	2.05	0.56
1:U:168:ASN:HB2	3:U:6113:HOH:O	2.06	0.56

*Continued on next page...*

*Continued from previous page...*

Atom-1	Atom-2	Interatomic distance (Å)	Clash overlap (Å)
1:V:372:TYR:O	1:V:373:THR:HG23	2.05	0.56
1:W:127:LEU:HD22	1:W:201:ILE:HG21	1.87	0.56
1:X:53:GLU:HG2	1:X:274:PHE:CZ	2.40	0.56
1:E:124:LEU:HD22	1:E:203:ILE:HD11	1.88	0.56
1:E:214:LYS:HD2	1:E:214:LYS:H	1.69	0.56
1:F:202:LEU:HD12	3:F:6045:HOH:O	2.05	0.56
1:G:221:ILE:HD11	1:J:254:PHE:HB2	1.87	0.56
1:I:10:LYS:H	1:I:10:LYS:CD	2.19	0.56
1:J:128:GLU:CD	1:J:197:GLU:HB3	2.26	0.56
1:J:463:LEU:HD23	1:J:464:ASN:N	2.13	0.56
1:K:42:ARG:HG3	1:K:242:GLU:CG	2.29	0.56
1:L:139:GLN:HB3	3:L:6176:HOH:O	2.05	0.56
1:L:329:LEU:CD1	1:L:332:ALA:H	2.18	0.56
1:M:329:LEU:CD1	1:M:332:ALA:H	2.19	0.56
1:O:192:LYS:HB3	1:R:189:LYS:NZ	2.21	0.56
1:P:42:ARG:HG3	1:P:242:GLU:CG	2.28	0.56
1:P:372:TYR:O	1:P:373:THR:HG23	2.06	0.56
1:S:178:LEU:HD23	1:S:178:LEU:N	2.20	0.56
1:S:188:LYS:HE3	1:V:186:LEU:HD12	1.87	0.56
1:S:189:LYS:HD2	1:V:192:LYS:HB3	1.88	0.56
1:T:128:GLU:CD	1:T:197:GLU:HB3	2.26	0.56
1:T:178:LEU:HD23	1:T:178:LEU:N	2.19	0.56
1:U:206:ILE:HD11	1:U:216:LYS:HE3	1.88	0.56
1:U:372:TYR:O	1:U:373:THR:HG23	2.06	0.56
1:V:353:ASN:HA	3:V:6085:HOH:O	2.06	0.56
1:W:43:GLU:HB3	3:W:6090:HOH:O	2.06	0.56
1:A:329:LEU:HD11	1:A:332:ALA:HB2	1.87	0.56
1:C:138:TYR:CZ	1:C:194:ILE:HG13	2.41	0.56
1:C:297:VAL:HG22	1:D:379:SER:HA	1.87	0.56
1:E:124:LEU:H	1:E:124:LEU:CD2	2.16	0.56
1:E:329:LEU:HD11	1:E:332:ALA:HB2	1.87	0.56
1:F:54:LYS:C	3:F:6065:HOH:O	2.44	0.56
1:F:127:LEU:HD22	1:F:201:ILE:HG21	1.88	0.56
1:F:208:LEU:HD22	1:F:223:LYS:CB	2.36	0.56
1:F:280:MET:SD	1:F:463:LEU:HB2	2.45	0.56
1:G:174:VAL:HG13	1:G:198:ASP:HB2	1.88	0.56
1:G:240:GLU:OE1	1:G:240:GLU:HA	2.06	0.56
1:I:430:VAL:HG12	1:I:431:ILE:N	2.21	0.56
1:K:430:VAL:HG12	1:K:431:ILE:N	2.21	0.56
1:L:96:TYR:HE2	3:L:6230:HOH:O	1.87	0.56
1:M:128:GLU:CD	1:M:197:GLU:HB3	2.26	0.56

*Continued on next page...*

*Continued from previous page...*

Atom-1	Atom-2	Interatomic distance (Å)	Clash overlap (Å)
1:N:192:LYS:HB3	1:W:189:LYS:HD2	1.86	0.56
1:Q:463:LEU:CD2	1:Q:464:ASN:H	2.09	0.56
1:R:196:GLY:HA3	1:S:411:VAL:HG21	1.88	0.56
1:S:372:TYR:O	1:S:373:THR:HG23	2.06	0.56
1:T:110:ARG:HG2	1:T:110:ARG:HH11	1.71	0.56
1:U:400:SER:HA	3:U:6251:HOH:O	2.06	0.56
1:B:280:MET:SD	1:B:463:LEU:HB2	2.46	0.55
1:C:53:GLU:HG2	1:C:274:PHE:CZ	2.41	0.55
1:C:193:VAL:HG23	1:F:189:LYS:NZ	2.21	0.55
1:D:329:LEU:HD11	1:D:332:ALA:HB2	1.88	0.55
1:F:55:SER:N	3:F:6065:HOH:O	2.39	0.55
1:F:138:TYR:CZ	1:F:194:ILE:HG13	2.41	0.55
1:G:308:LYS:O	1:G:312:ASN:HB2	2.06	0.55
1:I:24:VAL:O	1:I:24:VAL:HG12	2.04	0.55
1:I:127:LEU:HD22	1:I:201:ILE:HG21	1.89	0.55
1:K:57:TYR:CE1	1:K:75:LYS:HB2	2.41	0.55
1:K:128:GLU:OE1	1:K:197:GLU:OE2	2.25	0.55
1:K:234:GLU:HB2	1:L:7:LYS:HD3	1.88	0.55
1:K:275:GLU:HG2	3:K:6075:HOH:O	2.06	0.55
1:M:195:GLU:HG2	1:M:196:GLY:N	2.22	0.55
1:M:265:ASP:OD2	1:M:440:MSE:HE3	2.06	0.55
1:N:53:GLU:HG2	1:N:274:PHE:CZ	2.41	0.55
1:N:110:ARG:HH11	1:N:110:ARG:HG2	1.71	0.55
1:O:189:LYS:NZ	1:R:192:LYS:CB	2.69	0.55
1:O:267:ARG:NH1	3:O:6089:HOH:O	2.29	0.55
1:P:105:HIS:N	1:P:266:ASP:OD2	2.40	0.55
1:Q:135:ILE:C	1:Q:135:ILE:HD12	2.25	0.55
1:Q:178:LEU:H	1:Q:178:LEU:CD2	2.17	0.55
1:Q:196:GLY:H	1:Q:197:GLU:CD	2.10	0.55
1:S:135:ILE:C	1:S:135:ILE:HD12	2.26	0.55
1:V:196:GLY:C	1:V:197:GLU:CD	2.65	0.55
1:W:150:VAL:CG2	1:W:158:ILE:HG23	2.34	0.55
1:X:372:TYR:O	1:X:373:THR:HG23	2.05	0.55
1:A:126:MET:SD	1:A:200:ASN:HB3	2.46	0.55
1:A:328:LYS:NZ	1:E:328:LYS:HG3	2.22	0.55
1:A:463:LEU:HD23	1:A:464:ASN:N	2.12	0.55
1:C:110:ARG:HG2	1:C:110:ARG:HH11	1.71	0.55
1:C:186:LEU:HD23	1:C:187:GLU:H	1.70	0.55
1:C:234:GLU:O	1:C:235:ASP:HB2	2.06	0.55
1:D:328:LYS:NZ	3:D:6035:HOH:O	2.40	0.55
1:E:127:LEU:HD22	1:E:201:ILE:HG21	1.88	0.55

*Continued on next page...*

*Continued from previous page...*

Atom-1	Atom-2	Interatomic distance (Å)	Clash overlap (Å)
1:E:218:LYS:O	1:E:221:ILE:HG22	2.06	0.55
3:F:6108:HOH:O	1:H:327:LEU:HD13	2.05	0.55
1:G:192:LYS:HB3	1:J:189:LYS:HD2	1.87	0.55
1:G:234:GLU:HB2	1:H:7:LYS:CD	2.36	0.55
1:G:298:GLY:O	3:G:6242:HOH:O	2.18	0.55
1:H:136:LYS:HG3	3:H:6153:HOH:O	2.06	0.55
1:H:214:LYS:H	1:H:214:LYS:HD2	1.70	0.55
1:J:153:LYS:HE3	1:J:230:ASP:O	2.06	0.55
1:J:304:GLY:H	1:J:306:GLN:HG3	1.70	0.55
1:N:178:LEU:HD12	1:N:180:HIS:HD2	1.71	0.55
1:P:360:SER:HB3	3:P:6036:HOH:O	2.06	0.55
1:R:196:GLY:O	1:R:197:GLU:OE2	2.24	0.55
1:R:202:LEU:HD12	3:R:6046:HOH:O	2.05	0.55
1:S:189:LYS:HZ1	1:V:192:LYS:CA	2.20	0.55
1:S:355:MET:HE3	3:S:6179:HOH:O	2.07	0.55
1:S:430:VAL:HG12	1:S:431:ILE:N	2.21	0.55
1:T:43:GLU:OE1	3:T:6172:HOH:O	2.18	0.55
1:T:60:ILE:HG13	1:T:61:GLU:HG2	1.88	0.55
1:T:206:ILE:HD11	1:T:216:LYS:HE3	1.89	0.55
1:U:128:GLU:CD	1:U:197:GLU:HB3	2.27	0.55
1:U:193:VAL:HG23	1:X:189:LYS:NZ	2.21	0.55
1:V:94:PRO:HB2	3:V:6132:HOH:O	2.06	0.55
1:V:214:LYS:H	1:V:214:LYS:HD2	1.71	0.55
1:W:27:LEU:HD23	3:W:6183:HOH:O	2.05	0.55
1:W:61:GLU:HB2	3:W:6188:HOH:O	2.05	0.55
1:W:329:LEU:N	3:W:6130:HOH:O	2.36	0.55
1:W:398:LYS:NZ	3:W:6179:HOH:O	2.38	0.55
1:X:57:TYR:CE1	1:X:75:LYS:HB2	2.40	0.55
1:X:218:LYS:O	1:X:221:ILE:HG22	2.07	0.55
1:X:308:LYS:O	1:X:312:ASN:HB2	2.06	0.55
1:A:57:TYR:CE1	1:A:75:LYS:HB2	2.42	0.55
1:A:372:TYR:O	1:A:373:THR:HG23	2.07	0.55
1:B:178:LEU:HD23	1:B:178:LEU:N	2.20	0.55
1:B:329:LEU:HD11	1:B:332:ALA:HB2	1.88	0.55
1:E:10:LYS:HB2	1:E:10:LYS:HZ3	1.71	0.55
1:H:138:TYR:CZ	1:H:194:ILE:HG13	2.41	0.55
1:H:178:LEU:HD23	1:H:178:LEU:N	2.20	0.55
1:H:329:LEU:CD1	1:H:332:ALA:H	2.19	0.55
1:I:181:LEU:HD23	1:L:354:VAL:HG22	1.87	0.55
1:J:53:GLU:HG2	1:J:274:PHE:CZ	2.40	0.55
1:J:358:ARG:O	1:J:359:ASN:HB2	2.07	0.55

*Continued on next page...*

*Continued from previous page...*

Atom-1	Atom-2	Interatomic distance (Å)	Clash overlap (Å)
1:K:135:ILE:HD12	1:K:136:LYS:N	2.21	0.55
1:K:328:LYS:HZ1	1:L:328:LYS:HG3	1.66	0.55
1:L:42:ARG:HG3	1:L:242:GLU:CG	2.30	0.55
1:M:135:ILE:C	1:M:135:ILE:HD12	2.25	0.55
1:M:300:ILE:HG12	1:Q:381:CYS:O	2.06	0.55
1:M:328:LYS:HD2	1:M:330:ARG:HE	1.71	0.55
1:P:304:GLY:H	1:P:306:GLN:HG3	1.71	0.55
1:Q:131:TYR:HD1	3:Q:6199:HOH:O	1.88	0.55
1:S:139:GLN:HG3	1:V:139:GLN:HG3	1.88	0.55
1:S:202:LEU:HD11	1:S:217:VAL:O	2.05	0.55
1:U:218:LYS:O	1:U:221:ILE:HG22	2.07	0.55
1:U:329:LEU:HD11	1:U:332:ALA:HB2	1.89	0.55
1:W:85:LEU:HD12	1:W:86:ILE:H	1.71	0.55
1:W:195:GLU:HG2	1:W:196:GLY:N	2.21	0.55
1:W:196:GLY:H	1:W:197:GLU:CD	2.10	0.55
1:A:228:LYS:HG3	3:A:6103:HOH:O	2.05	0.55
1:A:244:VAL:HG13	1:A:245:PRO:CD	2.35	0.55
1:B:153:LYS:HE3	1:B:230:ASP:O	2.06	0.55
1:B:207:PRO:HB3	1:B:216:LYS:CB	2.32	0.55
1:G:175:SER:N	3:G:6070:HOH:O	2.22	0.55
1:H:60:ILE:HG13	1:H:61:GLU:HG2	1.88	0.55
1:H:110:ARG:HG2	1:H:110:ARG:HH11	1.70	0.55
1:H:196:GLY:H	1:H:197:GLU:CD	2.09	0.55
1:I:196:GLY:H	1:I:197:GLU:CD	2.10	0.55
1:I:214:LYS:H	1:I:214:LYS:HD2	1.70	0.55
1:I:391:GLU:HB3	3:I:6085:HOH:O	2.05	0.55
1:K:128:GLU:CD	1:K:197:GLU:HB3	2.27	0.55
1:K:304:GLY:H	1:K:306:GLN:HG3	1.71	0.55
1:K:329:LEU:HD11	1:K:332:ALA:HB2	1.88	0.55
1:L:153:LYS:HE3	1:L:230:ASP:O	2.07	0.55
1:L:280:MET:SD	1:L:463:LEU:HB2	2.45	0.55
1:L:325:ASP:HB3	3:L:6045:HOH:O	2.07	0.55
1:O:135:ILE:HD11	1:O:138:TYR:CD2	2.40	0.55
1:O:195:GLU:HG2	1:O:196:GLY:N	2.21	0.55
1:Q:7:LYS:HD3	1:Q:8:GLU:H	1.71	0.55
1:Q:124:LEU:HD23	1:Q:124:LEU:N	2.17	0.55
3:R:6207:HOH:O	1:S:330:ARG:HD2	2.06	0.55
1:S:189:LYS:HA	1:V:189:LYS:HB2	1.87	0.55
1:U:338:MET:HB2	1:U:428:MET:HE2	1.87	0.55
1:V:124:LEU:H	1:V:124:LEU:CD2	2.13	0.55
1:V:284:LYS:HB3	3:V:6245:HOH:O	2.07	0.55

*Continued on next page...*

*Continued from previous page...*

Atom-1	Atom-2	Interatomic distance (Å)	Clash overlap (Å)
1:B:124:LEU:HD22	1:B:203:ILE:HD11	1.89	0.55
1:E:178:LEU:HD23	1:E:178:LEU:N	2.21	0.55
1:E:227:GLU:HB3	3:E:6205:HOH:O	2.07	0.55
1:E:325:ASP:C	3:E:6132:HOH:O	2.45	0.55
1:F:222:MET:HG2	1:G:6:LEU:HD23	1.88	0.55
1:G:230:ASP:OD1	1:R:19:LYS:HB3	2.06	0.55
1:G:430:VAL:HG12	1:G:431:ILE:N	2.22	0.55
1:H:178:LEU:H	1:H:178:LEU:CD2	2.18	0.55
1:J:31:PHE:N	1:J:34:PHE:HB3	2.21	0.55
1:J:202:LEU:HD13	1:J:221:ILE:CD1	2.34	0.55
1:K:139:GLN:NE2	3:K:6049:HOH:O	2.32	0.55
1:L:110:ARG:HG2	1:L:110:ARG:HH11	1.70	0.55
1:P:265:ASP:OD2	1:P:440:MSE:HE3	2.06	0.55
1:P:329:LEU:CD1	1:P:332:ALA:H	2.20	0.55
1:Q:430:VAL:HG12	1:Q:431:ILE:N	2.21	0.55
1:U:66:LYS:HD3	3:U:6054:HOH:O	2.06	0.55
1:V:465:ASN:HB2	3:V:6116:HOH:O	2.06	0.55
1:W:57:TYR:CE1	1:W:75:LYS:HB2	2.41	0.55
1:W:100:LYS:HE2	3:W:6097:HOH:O	2.07	0.55
1:A:105:HIS:N	1:A:266:ASP:OD2	2.37	0.55
1:A:124:LEU:HD22	1:A:203:ILE:HD11	1.87	0.55
1:A:195:GLU:HG2	1:A:196:GLY:N	2.20	0.55
1:B:189:LYS:NZ	1:K:193:VAL:HG23	2.22	0.55
1:B:218:LYS:O	1:B:221:ILE:HG22	2.07	0.55
1:C:105:HIS:N	1:C:266:ASP:OD2	2.39	0.55
1:D:60:ILE:HG13	1:D:61:GLU:HG2	1.88	0.55
1:D:329:LEU:CD1	1:D:332:ALA:H	2.20	0.55
1:G:110:ARG:HG2	1:G:110:ARG:HH11	1.72	0.55
1:H:88:PHE:CD1	1:H:288:ILE:HG21	2.41	0.55
1:H:248:LYS:HD2	3:H:6218:HOH:O	2.06	0.55
1:J:234:GLU:HG2	1:J:235:ASP:N	2.15	0.55
1:L:105:HIS:N	1:L:266:ASP:OD2	2.39	0.55
1:M:192:LYS:HE2	3:M:6067:HOH:O	2.05	0.55
1:O:206:ILE:HD11	1:O:216:LYS:HE3	1.88	0.55
1:O:234:GLU:HG2	1:O:235:ASP:N	2.13	0.55
1:O:430:VAL:HG12	1:O:431:ILE:N	2.22	0.55
1:P:178:LEU:HD23	1:P:178:LEU:N	2.20	0.55
1:Q:26:ALA:HB1	3:Q:6151:HOH:O	2.05	0.55
1:Q:124:LEU:H	1:Q:124:LEU:CD2	2.15	0.55
1:Q:174:VAL:HG13	1:Q:198:ASP:HB2	1.87	0.55
1:S:128:GLU:CD	1:S:197:GLU:HB3	2.27	0.55

*Continued on next page...*

*Continued from previous page...*

Atom-1	Atom-2	Interatomic distance (Å)	Clash overlap (Å)
1:S:135:ILE:HD11	1:S:138:TYR:CD2	2.42	0.55
1:S:329:LEU:CD1	1:S:332:ALA:H	2.20	0.55
1:T:207:PRO:HB3	1:T:216:LYS:CB	2.32	0.55
1:U:135:ILE:C	1:U:135:ILE:HD12	2.26	0.55
1:V:138:TYR:CZ	1:V:194:ILE:HG13	2.41	0.55
1:V:207:PRO:HB3	1:V:216:LYS:CB	2.31	0.55
1:V:234:GLU:HG2	1:V:235:ASP:N	2.16	0.55
1:V:328:LYS:HZ1	1:W:328:LYS:HG3	1.70	0.55
1:W:308:LYS:O	1:W:312:ASN:HB2	2.07	0.55
1:B:53:GLU:HG2	1:B:274:PHE:CZ	2.41	0.55
1:B:186:LEU:HD23	1:B:187:GLU:H	1.72	0.55
1:C:31:PHE:N	1:C:34:PHE:HB3	2.21	0.55
1:C:60:ILE:HG13	1:C:61:GLU:HG2	1.87	0.55
1:D:57:TYR:CE1	1:D:75:LYS:HB2	2.42	0.55
1:D:208:LEU:HD22	1:D:223:LYS:CB	2.36	0.55
1:D:208:LEU:HD13	1:D:223:LYS:CD	2.37	0.55
1:F:124:LEU:HD22	1:F:203:ILE:HD11	1.89	0.55
1:F:371:LYS:HB2	1:H:115:GLN:OE1	2.06	0.55
1:G:358:ARG:O	1:G:359:ASN:HB2	2.05	0.55
3:G:6163:HOH:O	1:J:182:ALA:CB	2.54	0.55
1:I:218:LYS:O	1:I:221:ILE:HG22	2.06	0.55
1:I:434:GLY:C	3:I:6116:HOH:O	2.45	0.55
1:K:53:GLU:HG2	1:K:274:PHE:CZ	2.40	0.55
1:K:207:PRO:HB3	1:K:216:LYS:CB	2.30	0.55
1:N:88:PHE:CD1	1:N:288:ILE:HG21	2.40	0.55
1:N:329:LEU:CD1	1:N:332:ALA:H	2.20	0.55
1:O:10:LYS:HD3	1:O:402:ASN:HD22	1.71	0.55
1:T:81:ARG:HG3	3:T:6245:HOH:O	2.06	0.55
1:U:127:LEU:HD13	1:U:201:ILE:HD13	1.86	0.55
1:U:153:LYS:HB2	1:U:155:ASP:OD2	2.07	0.55
1:V:57:TYR:CE1	1:V:75:LYS:HB2	2.41	0.55
1:V:178:LEU:HD23	1:V:178:LEU:N	2.22	0.55
1:V:241:LEU:HD21	1:W:378:LYS:HZ3	1.70	0.55
1:W:208:LEU:HD22	1:W:223:LYS:CB	2.37	0.55
1:X:277:MET:HE2	1:X:288:ILE:HA	1.88	0.55
1:A:60:ILE:HG13	1:A:61:GLU:HG2	1.89	0.55
1:A:178:LEU:HD23	1:A:178:LEU:N	2.20	0.55
1:B:329:LEU:CD1	1:B:332:ALA:H	2.20	0.55
1:C:328:LYS:HZ1	1:D:328:LYS:HG3	1.70	0.55
1:D:294:LYS:HE2	3:D:6044:HOH:O	2.06	0.55
1:D:308:LYS:HA	3:D:6189:HOH:O	2.07	0.55

*Continued on next page...*

*Continued from previous page...*

Atom-1	Atom-2	Interatomic distance (Å)	Clash overlap (Å)
1:E:85:LEU:HD12	1:E:86:ILE:H	1.72	0.55
1:E:289:THR:HG21	3:E:6104:HOH:O	2.06	0.55
1:F:145:LEU:HD22	1:F:173:GLY:HA2	1.88	0.55
1:F:196:GLY:H	1:F:197:GLU:CD	2.10	0.55
1:F:463:LEU:HD23	1:F:464:ASN:N	2.19	0.55
1:H:57:TYR:CE1	1:H:75:LYS:HB2	2.42	0.55
1:K:127:LEU:HD22	1:K:201:ILE:HG21	1.87	0.55
1:L:240:GLU:OE1	1:L:240:GLU:HA	2.07	0.55
1:M:192:LYS:C	1:P:189:LYS:NZ	2.60	0.55
1:P:308:LYS:O	1:P:312:ASN:HB2	2.06	0.55
1:Q:85:LEU:HD12	1:Q:86:ILE:H	1.72	0.55
1:Q:126:MET:HG2	3:T:6252:HOH:O	2.07	0.55
1:S:125:ALA:CB	3:S:6236:HOH:O	2.54	0.55
1:U:135:ILE:HD11	1:U:138:TYR:CD2	2.41	0.55
1:V:42:ARG:HG3	1:V:242:GLU:CG	2.29	0.55
1:W:234:GLU:HG2	1:W:235:ASP:N	2.14	0.55
1:W:329:LEU:CD1	1:W:332:ALA:H	2.20	0.55
1:X:128:GLU:OE1	1:X:197:GLU:OE2	2.25	0.55
1:A:135:ILE:HD11	1:A:138:TYR:CD2	2.41	0.55
1:A:153:LYS:HE3	1:A:230:ASP:O	2.07	0.55
1:B:128:GLU:OE1	1:B:197:GLU:OE2	2.25	0.55
1:B:136:LYS:CE	1:C:376:ARG:HD2	2.37	0.55
1:C:329:LEU:CD1	1:C:332:ALA:H	2.20	0.55
1:E:115:GLN:OE1	1:I:371:LYS:HB2	2.06	0.55
1:E:208:LEU:HD13	1:E:223:LYS:CD	2.37	0.55
1:E:312:ASN:HA	3:E:6049:HOH:O	2.07	0.55
1:F:112:ASP:C	1:F:241:LEU:HB2	2.27	0.55
1:I:174:VAL:HG13	1:I:198:ASP:HB2	1.89	0.55
1:I:308:LYS:HE2	3:I:6118:HOH:O	2.07	0.55
1:J:112:ASP:C	1:J:241:LEU:HB2	2.27	0.55
1:J:135:ILE:HD12	1:J:136:LYS:N	2.21	0.55
1:J:430:VAL:HG12	1:J:431:ILE:N	2.22	0.55
1:L:430:VAL:HG12	1:L:431:ILE:N	2.22	0.55
1:M:363:LEU:HD22	1:P:203:ILE:HG12	1.89	0.55
1:M:430:VAL:HG12	1:M:431:ILE:N	2.22	0.55
1:N:174:VAL:HG13	1:N:198:ASP:HB2	1.89	0.55
1:O:463:LEU:HD23	1:O:464:ASN:N	2.18	0.55
1:P:244:VAL:HG13	1:P:245:PRO:CD	2.36	0.55
1:P:329:LEU:HD11	1:P:332:ALA:HB2	1.87	0.55
1:R:329:LEU:CD1	1:R:332:ALA:H	2.20	0.55
1:S:30:ARG:O	1:S:30:ARG:HD3	2.07	0.55

*Continued on next page...*



*Continued from previous page...*

Atom-1	Atom-2	Interatomic distance (Å)	Clash overlap (Å)
1:S:199:LEU:C	3:S:6118:HOH:O	2.45	0.55
1:S:207:PRO:HB3	1:S:216:LYS:CB	2.34	0.55
1:T:135:ILE:HD11	1:T:138:TYR:CD2	2.41	0.55
1:U:277:MET:HG3	3:U:6120:HOH:O	2.06	0.55
1:U:430:VAL:HG12	1:U:431:ILE:N	2.22	0.55
1:A:150:VAL:CG2	1:A:158:ILE:HG23	2.36	0.55
1:B:11:ASN:ND2	1:B:13:TRP:HB2	2.21	0.55
1:C:192:LYS:CA	1:F:189:LYS:NZ	2.70	0.55
1:D:105:HIS:N	1:D:266:ASP:OD2	2.39	0.55
1:D:135:ILE:HD11	1:D:138:TYR:CD2	2.42	0.55
1:E:189:LYS:HZ3	1:H:193:VAL:HG23	1.72	0.55
1:E:447:SER:HB2	3:E:6187:HOH:O	2.06	0.55
1:F:60:ILE:HG13	1:F:61:GLU:HG2	1.89	0.55
1:I:186:LEU:HD23	1:I:187:GLU:N	2.22	0.55
1:J:84:GLY:HA3	3:J:6144:HOH:O	2.06	0.55
1:J:329:LEU:HD11	1:J:332:ALA:HB2	1.89	0.55
1:K:31:PHE:N	1:K:34:PHE:HB3	2.22	0.55
1:K:150:VAL:CG2	1:K:158:ILE:HG23	2.36	0.55
1:L:138:TYR:CZ	1:L:194:ILE:HG13	2.42	0.55
1:M:208:LEU:HD13	1:M:223:LYS:CD	2.37	0.55
1:M:411:VAL:HG12	1:M:412:ASP:N	2.22	0.55
1:O:189:LYS:CE	1:R:192:LYS:HB3	2.37	0.55
1:P:153:LYS:HE3	1:P:230:ASP:O	2.07	0.55
1:P:206:ILE:HD11	1:P:216:LYS:HE3	1.89	0.55
1:S:30:ARG:NH2	3:S:6180:HOH:O	2.28	0.55
1:S:60:ILE:HG13	1:S:61:GLU:HG2	1.88	0.55
1:S:308:LYS:O	1:S:312:ASN:HB2	2.07	0.55
1:S:400:SER:OG	1:S:401:VAL:N	2.40	0.55
1:V:60:ILE:HG13	1:V:61:GLU:HG2	1.88	0.55
1:B:60:ILE:HG13	1:B:61:GLU:HG2	1.90	0.54
1:B:208:LEU:HD22	1:B:223:LYS:CB	2.37	0.54
1:C:42:ARG:HA	3:C:6097:HOH:O	2.07	0.54
1:E:389:ILE:HG12	1:E:431:ILE:HD12	1.88	0.54
1:F:208:LEU:HD13	1:F:223:LYS:CD	2.37	0.54
1:F:228:LYS:NZ	3:F:6090:HOH:O	2.36	0.54
1:G:311:GLU:HB3	1:H:330:ARG:HH11	1.71	0.54
1:H:59:ASN:HB3	1:H:77:TYR:O	2.07	0.54
1:H:150:VAL:CG2	1:H:158:ILE:HG23	2.37	0.54
1:H:218:LYS:O	1:H:221:ILE:HG22	2.07	0.54
1:I:192:LYS:HB3	1:L:189:LYS:CD	2.37	0.54
1:I:208:LEU:HD22	1:I:223:LYS:CB	2.37	0.54

*Continued on next page...*

*Continued from previous page...*

Atom-1	Atom-2	Interatomic distance (Å)	Clash overlap (Å)
1:I:329:LEU:CD1	1:I:332:ALA:H	2.20	0.54
1:J:150:VAL:CG2	1:J:158:ILE:HG23	2.37	0.54
1:K:215:GLN:HB2	3:K:6159:HOH:O	2.07	0.54
1:K:358:ARG:O	1:K:359:ASN:HB2	2.07	0.54
1:N:43:GLU:CB	3:N:6231:HOH:O	2.55	0.54
1:N:119:TYR:HB2	3:O:6110:HOH:O	2.06	0.54
1:N:177:ILE:HG12	1:W:351:TYR:CG	2.43	0.54
1:O:151:ILE:O	1:O:159:VAL:HG22	2.07	0.54
1:P:128:GLU:CD	1:P:197:GLU:HB3	2.28	0.54
1:Q:195:GLU:HG2	1:Q:196:GLY:N	2.22	0.54
1:R:42:ARG:NH1	3:R:6185:HOH:O	2.31	0.54
1:R:88:PHE:CD1	1:R:288:ILE:HG21	2.42	0.54
1:R:150:VAL:HG23	1:R:159:VAL:O	2.07	0.54
1:T:105:HIS:N	1:T:266:ASP:OD2	2.37	0.54
1:T:150:VAL:CG2	1:T:158:ILE:HG23	2.36	0.54
1:T:329:LEU:CD1	1:T:332:ALA:H	2.20	0.54
1:T:464:ASN:HB2	3:T:6209:HOH:O	2.05	0.54
1:U:126:MET:SD	1:U:200:ASN:HB3	2.47	0.54
1:U:192:LYS:HB3	1:X:189:LYS:HD2	1.89	0.54
1:U:202:LEU:HD13	1:U:221:ILE:CD1	2.33	0.54
1:V:329:LEU:CD1	1:V:332:ALA:H	2.19	0.54
1:W:389:ILE:HG12	1:W:431:ILE:HD12	1.89	0.54
1:B:234:GLU:HG2	1:B:235:ASP:N	2.15	0.54
1:D:195:GLU:HG2	1:D:196:GLY:N	2.23	0.54
1:E:193:VAL:HG23	1:H:189:LYS:HZ2	1.70	0.54
1:E:199:LEU:HG	3:E:6091:HOH:O	2.07	0.54
1:E:304:GLY:N	1:E:306:GLN:HG3	2.22	0.54
1:G:124:LEU:HD22	1:G:203:ILE:HD11	1.89	0.54
1:G:128:GLU:OE1	1:G:197:GLU:OE2	2.25	0.54
1:H:128:GLU:CD	1:H:197:GLU:HB3	2.27	0.54
1:M:234:GLU:HG2	1:M:235:ASP:N	2.14	0.54
1:M:358:ARG:O	1:M:359:ASN:HB2	2.07	0.54
1:N:301:GLY:O	1:N:302:ALA:HB3	2.07	0.54
1:O:61:GLU:HB2	3:O:6211:HOH:O	2.07	0.54
1:O:195:GLU:OE2	1:O:198:ASP:HB3	2.07	0.54
1:P:196:GLY:H	1:P:197:GLU:CD	2.11	0.54
1:S:192:LYS:HB3	1:V:189:LYS:HD2	1.89	0.54
1:T:153:LYS:HB2	1:T:155:ASP:OD2	2.07	0.54
1:T:358:ARG:O	1:T:359:ASN:HB2	2.08	0.54
1:U:177:ILE:HG12	1:X:351:TYR:CG	2.43	0.54
1:U:208:LEU:HD22	1:U:223:LYS:CB	2.37	0.54

*Continued on next page...*

*Continued from previous page...*

Atom-1	Atom-2	Interatomic distance (Å)	Clash overlap (Å)
1:X:60:ILE:HG13	1:X:61:GLU:HG2	1.89	0.54
1:X:145:LEU:HD22	1:X:173:GLY:HA2	1.89	0.54
1:X:207:PRO:HA	1:X:220:ASN:HB2	1.89	0.54
1:X:358:ARG:O	1:X:359:ASN:HB2	2.07	0.54
1:B:110:ARG:HG2	1:B:110:ARG:HH11	1.72	0.54
1:B:238:SER:OG	1:C:393:ARG:NH1	2.39	0.54
1:D:88:PHE:CD1	1:D:288:ILE:HG21	2.42	0.54
1:E:188:LYS:HE3	1:H:186:LEU:HD12	1.89	0.54
1:F:105:HIS:N	1:F:266:ASP:OD2	2.41	0.54
1:F:174:VAL:HG13	1:F:198:ASP:HB2	1.89	0.54
1:G:158:ILE:HB	3:G:6121:HOH:O	2.06	0.54
1:H:135:ILE:HD11	1:H:138:TYR:CD2	2.42	0.54
1:H:150:VAL:HG23	1:H:159:VAL:O	2.08	0.54
1:H:231:ILE:N	3:H:6118:HOH:O	2.40	0.54
1:I:192:LYS:CA	1:L:189:LYS:HZ1	2.21	0.54
1:I:430:VAL:HG21	3:I:6103:HOH:O	2.07	0.54
1:J:124:LEU:HD22	1:J:203:ILE:HD11	1.88	0.54
1:L:308:LYS:O	1:L:312:ASN:HB2	2.07	0.54
1:N:124:LEU:H	1:N:124:LEU:CD2	2.15	0.54
1:N:208:LEU:HD22	1:N:223:LYS:CB	2.37	0.54
1:O:138:TYR:CZ	1:O:194:ILE:HG13	2.42	0.54
1:P:88:PHE:CD1	1:P:288:ILE:HG21	2.42	0.54
1:Q:42:ARG:HG3	1:Q:242:GLU:CG	2.29	0.54
1:R:32:LYS:NZ	3:R:6209:HOH:O	2.41	0.54
1:R:128:GLU:CD	1:R:197:GLU:HB3	2.28	0.54
1:R:207:PRO:HB3	1:R:216:LYS:CB	2.32	0.54
1:R:244:VAL:HG13	1:R:245:PRO:CD	2.36	0.54
1:S:42:ARG:N	3:S:6143:HOH:O	2.39	0.54
1:T:372:TYR:O	1:T:373:THR:HG23	2.07	0.54
1:U:196:GLY:H	1:U:197:GLU:CD	2.11	0.54
1:W:174:VAL:HG13	1:W:198:ASP:HB2	1.89	0.54
1:A:127:LEU:HD22	1:A:201:ILE:HG21	1.90	0.54
1:B:393:ARG:NH1	1:D:235:ASP:HA	2.18	0.54
1:C:178:LEU:H	1:C:178:LEU:CD2	2.19	0.54
1:D:338:MET:HB2	1:D:428:MET:HE2	1.89	0.54
1:E:196:GLY:H	1:E:197:GLU:CD	2.10	0.54
1:E:290:ILE:O	1:E:291:LEU:HD23	2.06	0.54
1:F:377:GLY:HA2	1:H:131:TYR:O	2.07	0.54
1:G:60:ILE:HG13	1:G:61:GLU:HG2	1.88	0.54
1:G:221:ILE:HD11	1:J:254:PHE:HB3	1.88	0.54
1:H:304:GLY:N	1:H:306:GLN:HG3	2.22	0.54

*Continued on next page...*

*Continued from previous page...*

Atom-1	Atom-2	Interatomic distance (Å)	Clash overlap (Å)
1:P:127:LEU:HD13	1:P:201:ILE:HD13	1.90	0.54
1:Q:90:ILE:HD12	1:Q:90:ILE:N	2.22	0.54
1:Q:128:GLU:CD	1:Q:197:GLU:HB3	2.27	0.54
1:S:59:ASN:HB3	1:S:77:TYR:O	2.08	0.54
1:S:184:GLU:HA	3:S:6110:HOH:O	2.07	0.54
1:S:208:LEU:HD13	1:S:223:LYS:CD	2.38	0.54
1:U:31:PHE:N	1:U:34:PHE:HB3	2.22	0.54
1:V:136:LYS:HE2	1:W:376:ARG:HD2	1.90	0.54
1:V:208:LEU:HD22	1:V:223:LYS:CB	2.37	0.54
1:W:60:ILE:HG12	3:W:6085:HOH:O	2.06	0.54
1:W:372:TYR:O	1:W:373:THR:HG23	2.08	0.54
1:A:11:ASN:HD22	1:A:13:TRP:N	2.06	0.54
1:A:34:PHE:O	1:A:38:CYS:SG	2.65	0.54
1:B:114:LYS:O	1:B:117:PRO:HD3	2.07	0.54
1:B:395:ILE:HD13	3:B:6185:HOH:O	2.07	0.54
1:D:410:LYS:HD3	3:D:6122:HOH:O	2.08	0.54
1:E:134:GLY:HA3	3:E:6032:HOH:O	2.07	0.54
1:F:430:VAL:HG12	1:F:431:ILE:N	2.22	0.54
1:G:244:VAL:HG13	1:G:245:PRO:CD	2.33	0.54
1:H:124:LEU:H	1:H:124:LEU:CD2	2.15	0.54
1:I:355:MET:HE3	3:I:6092:HOH:O	2.06	0.54
1:J:208:LEU:HD22	1:J:223:LYS:CB	2.36	0.54
1:L:124:LEU:HD22	1:L:203:ILE:HD11	1.87	0.54
1:M:105:HIS:N	1:M:266:ASP:OD2	2.40	0.54
1:N:126:MET:SD	1:N:200:ASN:HB3	2.47	0.54
1:O:437:LEU:HD13	3:O:6175:HOH:O	2.07	0.54
1:P:101:ILE:HD12	1:P:428:MET:CE	2.38	0.54
1:Q:241:LEU:HD21	1:U:378:LYS:HZ1	1.72	0.54
1:Q:419:ILE:HG23	3:Q:6039:HOH:O	2.06	0.54
1:R:60:ILE:HG13	1:R:61:GLU:HG2	1.89	0.54
1:R:358:ARG:O	1:R:359:ASN:HB2	2.08	0.54
1:S:186:LEU:HD23	1:S:187:GLU:N	2.23	0.54
1:T:150:VAL:HG23	1:T:159:VAL:O	2.08	0.54
1:V:128:GLU:CD	1:V:197:GLU:HB3	2.28	0.54
1:V:186:LEU:HD23	1:V:187:GLU:N	2.22	0.54
1:V:290:ILE:O	1:V:291:LEU:HD23	2.06	0.54
1:B:379:SER:HA	1:D:297:VAL:HG22	1.90	0.54
1:C:301:GLY:O	1:C:302:ALA:HB3	2.07	0.54
1:D:128:GLU:CD	1:D:197:GLU:HB3	2.28	0.54
1:E:208:LEU:HD22	1:E:223:LYS:CB	2.38	0.54
1:F:40:THR:HG21	1:F:45:VAL:HA	1.90	0.54

*Continued on next page...*

*Continued from previous page...*

Atom-1	Atom-2	Interatomic distance (Å)	Clash overlap (Å)
1:G:184:GLU:HB2	3:J:6216:HOH:O	2.06	0.54
1:G:189:LYS:HD2	1:J:192:LYS:HB3	1.90	0.54
1:H:195:GLU:HG2	1:H:196:GLY:N	2.21	0.54
1:I:463:LEU:HG	1:I:464:ASN:HD22	1.71	0.54
1:J:401:VAL:N	3:J:6081:HOH:O	2.40	0.54
1:K:60:ILE:HG13	1:K:61:GLU:HG2	1.89	0.54
1:L:59:ASN:HB3	1:L:77:TYR:O	2.08	0.54
1:L:128:GLU:CD	1:L:197:GLU:HB3	2.28	0.54
1:L:207:PRO:HB3	1:L:216:LYS:CB	2.32	0.54
1:M:196:GLY:H	1:M:197:GLU:CD	2.10	0.54
1:N:34:PHE:O	1:N:38:CYS:SG	2.66	0.54
1:N:60:ILE:HG13	1:N:61:GLU:HG2	1.88	0.54
1:O:60:ILE:HG13	1:O:61:GLU:HG2	1.89	0.54
1:O:85:LEU:HD12	1:O:86:ILE:H	1.73	0.54
1:Q:115:GLN:OE1	1:U:371:LYS:HB2	2.07	0.54
1:Q:208:LEU:HD22	1:Q:223:LYS:CB	2.37	0.54
1:Q:329:LEU:CD1	1:Q:332:ALA:H	2.21	0.54
1:R:265:ASP:OD2	1:R:440:MSE:HE3	2.08	0.54
1:R:308:LYS:O	1:R:312:ASN:HB2	2.08	0.54
1:R:463:LEU:CG	1:R:464:ASN:N	2.70	0.54
1:S:297:VAL:HG22	1:T:379:SER:HA	1.89	0.54
1:T:145:LEU:HD22	1:T:173:GLY:HA2	1.89	0.54
1:U:57:TYR:CE1	1:U:75:LYS:HB2	2.43	0.54
1:V:390:ALA:O	1:V:393:ARG:HB2	2.08	0.54
1:W:124:LEU:HD23	1:W:124:LEU:N	2.15	0.54
1:W:208:LEU:HD13	1:W:223:LYS:CD	2.38	0.54
1:X:196:GLY:H	1:X:197:GLU:CD	2.10	0.54
1:A:186:LEU:HD12	1:D:188:LYS:HE3	1.89	0.54
1:B:85:LEU:HD12	1:B:86:ILE:H	1.72	0.54
1:D:101:ILE:HD12	1:D:428:MET:HE1	1.90	0.54
1:E:189:LYS:HZ1	1:H:192:LYS:CA	2.20	0.54
1:F:224:ILE:HD11	3:F:6034:HOH:O	2.08	0.54
1:F:308:LYS:O	1:F:312:ASN:HB2	2.08	0.54
1:G:102:LEU:HB3	3:G:6115:HOH:O	2.08	0.54
1:G:150:VAL:CG2	1:G:158:ILE:HG23	2.37	0.54
1:H:196:GLY:O	1:H:197:GLU:OE2	2.25	0.54
1:H:308:LYS:O	1:H:312:ASN:HB2	2.07	0.54
1:I:189:LYS:CD	1:L:192:LYS:HB3	2.36	0.54
1:I:192:LYS:C	1:L:189:LYS:NZ	2.61	0.54
1:J:34:PHE:O	1:J:38:CYS:SG	2.65	0.54
1:J:57:TYR:CE1	1:J:75:LYS:HB2	2.42	0.54

*Continued on next page...*

*Continued from previous page...*

Atom-1	Atom-2	Interatomic distance (Å)	Clash overlap (Å)
1:J:329:LEU:CD1	1:J:332:ALA:H	2.20	0.54
1:K:196:GLY:O	1:K:197:GLU:OE2	2.25	0.54
1:M:31:PHE:N	1:M:34:PHE:HB3	2.22	0.54
1:M:150:VAL:CG2	1:M:158:ILE:HG23	2.37	0.54
1:N:376:ARG:O	3:N:6084:HOH:O	2.18	0.54
1:O:128:GLU:OE1	1:O:197:GLU:OE2	2.26	0.54
1:O:192:LYS:C	1:R:189:LYS:NZ	2.61	0.54
1:P:124:LEU:H	1:P:124:LEU:CD2	2.14	0.54
1:P:126:MET:SD	1:P:200:ASN:HB3	2.47	0.54
1:R:186:LEU:HD23	1:R:187:GLU:H	1.73	0.54
1:S:280:MET:SD	1:S:463:LEU:HB2	2.48	0.54
1:T:28:GLY:O	1:T:32:LYS:HD3	2.08	0.54
1:T:60:ILE:HD12	3:T:6190:HOH:O	2.08	0.54
1:T:389:ILE:HG12	1:T:431:ILE:HD12	1.89	0.54
1:U:85:LEU:HD12	1:U:86:ILE:H	1.72	0.54
1:U:208:LEU:HD13	1:U:223:LYS:CD	2.38	0.54
1:X:42:ARG:HG3	1:X:242:GLU:CG	2.31	0.54
1:A:208:LEU:HD13	1:A:223:LYS:CD	2.38	0.54
1:B:265:ASP:OD2	1:B:440:MSE:HE3	2.08	0.54
1:D:196:GLY:O	1:D:197:GLU:OE2	2.26	0.54
1:H:135:ILE:HD12	1:H:136:LYS:N	2.23	0.54
1:H:186:LEU:HD23	1:H:187:GLU:H	1.73	0.54
1:H:463:LEU:CD2	1:H:464:ASN:H	2.08	0.54
1:I:135:ILE:HD11	1:I:138:TYR:CD2	2.43	0.54
1:J:138:TYR:CZ	1:J:194:ILE:HG13	2.43	0.54
1:K:59:ASN:HB3	1:K:77:TYR:O	2.07	0.54
1:K:110:ARG:HG2	1:K:110:ARG:HH11	1.72	0.54
1:K:124:LEU:HD22	1:K:203:ILE:HD11	1.89	0.54
1:K:138:TYR:CZ	1:K:194:ILE:HG13	2.42	0.54
1:L:208:LEU:HD22	1:L:223:LYS:CB	2.38	0.54
1:M:297:VAL:HG22	1:Q:379:SER:HA	1.89	0.54
1:N:304:GLY:H	1:N:306:GLN:HG3	1.71	0.54
1:O:254:PHE:HB3	1:R:221:ILE:HD11	1.89	0.54
1:Q:57:TYR:CE1	1:Q:75:LYS:HB2	2.43	0.54
1:Q:203:ILE:HG12	1:T:363:LEU:HD22	1.90	0.54
1:S:136:LYS:HE2	1:T:376:ARG:HD2	1.90	0.54
1:S:389:ILE:HG12	1:S:431:ILE:HD12	1.90	0.54
1:T:207:PRO:CG	1:T:210:ASP:HA	2.38	0.54
1:U:234:GLU:HG2	1:U:235:ASP:N	2.14	0.54
1:W:63:ILE:HG23	3:W:6223:HOH:O	2.08	0.54
1:X:186:LEU:HD23	1:X:187:GLU:H	1.73	0.54

*Continued on next page...*

*Continued from previous page...*

Atom-1	Atom-2	Interatomic distance (Å)	Clash overlap (Å)
1:X:271:TYR:HD1	3:X:6077:HOH:O	1.90	0.54
1:A:138:TYR:CZ	1:A:194:ILE:HG13	2.42	0.54
1:D:196:GLY:H	1:D:197:GLU:CD	2.11	0.54
1:D:202:LEU:HD13	1:D:221:ILE:CB	2.38	0.54
1:D:280:MET:HE1	3:D:6063:HOH:O	2.07	0.54
1:G:186:LEU:HD23	1:G:187:GLU:H	1.72	0.54
1:I:128:GLU:OE1	1:I:197:GLU:OE2	2.26	0.54
1:I:418:THR:HB	3:I:6207:HOH:O	2.06	0.54
1:J:174:VAL:HG13	1:J:198:ASP:HB2	1.89	0.54
1:K:259:VAL:HA	3:K:6137:HOH:O	2.07	0.54
1:K:329:LEU:CD1	1:K:332:ALA:H	2.21	0.54
1:L:265:ASP:OD2	1:L:440:MSE:HE3	2.08	0.54
1:L:304:GLY:N	1:L:306:GLN:HG3	2.23	0.54
1:L:367:ILE:CD1	3:L:6096:HOH:O	2.55	0.54
1:O:144:PRO:HD3	1:R:444:TRP:CD1	2.43	0.54
1:O:208:LEU:HD22	1:O:223:LYS:CB	2.37	0.54
1:O:304:GLY:N	1:O:306:GLN:HG3	2.22	0.54
1:P:124:LEU:HD22	1:P:203:ILE:HD11	1.90	0.54
1:Q:304:GLY:N	1:Q:306:GLN:HG3	2.23	0.54
1:R:196:GLY:C	1:R:197:GLU:CD	2.67	0.54
1:S:153:LYS:HE3	1:S:230:ASP:O	2.08	0.54
1:S:218:LYS:O	1:S:221:ILE:HG22	2.07	0.54
1:U:55:SER:N	3:U:6086:HOH:O	2.41	0.54
1:U:304:GLY:H	1:U:306:GLN:HG3	1.72	0.54
1:V:288:ILE:C	3:V:6063:HOH:O	2.45	0.54
1:B:105:HIS:N	1:B:266:ASP:OD2	2.41	0.54
1:B:411:VAL:HG12	1:B:412:ASP:N	2.23	0.54
1:C:114:LYS:O	1:C:117:PRO:HD3	2.08	0.54
1:C:124:LEU:HD22	1:C:203:ILE:HD11	1.89	0.54
1:C:136:LYS:HE2	1:D:376:ARG:HD2	1.90	0.54
1:C:178:LEU:HD23	1:C:178:LEU:N	2.21	0.54
1:D:153:LYS:HE3	1:D:230:ASP:O	2.08	0.54
1:F:85:LEU:HD12	1:F:86:ILE:H	1.73	0.54
1:F:135:ILE:HD11	1:F:138:TYR:CD2	2.42	0.54
1:H:207:PRO:HB3	1:H:216:LYS:CB	2.31	0.54
1:J:196:GLY:H	1:J:197:GLU:CD	2.10	0.54
1:J:196:GLY:O	1:J:197:GLU:OE2	2.26	0.54
1:K:135:ILE:HD11	1:K:138:TYR:CD2	2.43	0.54
1:L:126:MET:SD	1:L:200:ASN:HB3	2.48	0.54
1:N:145:LEU:HD22	1:N:173:GLY:HA2	1.88	0.54
1:N:430:VAL:HG12	1:N:431:ILE:N	2.23	0.54

*Continued on next page...*

*Continued from previous page...*

Atom-1	Atom-2	Interatomic distance (Å)	Clash overlap (Å)
1:O:67:GLY:N	3:O:6127:HOH:O	2.41	0.54
1:O:265:ASP:OD2	1:O:440:MSE:HE3	2.08	0.54
1:Q:192:LYS:HB3	1:T:189:LYS:CD	2.38	0.54
1:R:455:THR:HB	3:R:6229:HOH:O	2.08	0.54
1:S:189:LYS:CE	1:V:192:LYS:HB3	2.38	0.54
1:S:208:LEU:HD22	1:S:223:LYS:CB	2.38	0.54
1:U:189:LYS:HD2	1:X:192:LYS:HB3	1.90	0.54
1:U:192:LYS:CA	1:X:189:LYS:HZ1	2.21	0.54
1:V:59:ASN:HB3	1:V:77:TYR:O	2.08	0.54
1:V:328:LYS:HG3	1:X:328:LYS:NZ	2.22	0.54
1:W:226:ASN:ND2	3:W:6174:HOH:O	2.38	0.54
1:W:301:GLY:O	1:W:302:ALA:HB3	2.08	0.54
1:X:126:MET:SD	1:X:200:ASN:HB3	2.48	0.54
1:X:138:TYR:CZ	1:X:194:ILE:HG13	2.43	0.54
1:X:262:TYR:N	3:X:6110:HOH:O	2.39	0.54
1:A:11:ASN:ND2	1:A:13:TRP:N	2.56	0.53
1:B:389:ILE:HG12	1:B:431:ILE:HD12	1.90	0.53
1:C:218:LYS:O	1:C:221:ILE:HG22	2.08	0.53
1:D:174:VAL:HG13	1:D:198:ASP:HB2	1.89	0.53
1:E:46:THR:HB	3:E:6153:HOH:O	2.08	0.53
1:E:308:LYS:O	1:E:312:ASN:HB2	2.07	0.53
1:G:192:LYS:CB	1:J:189:LYS:NZ	2.71	0.53
1:G:218:LYS:O	1:G:221:ILE:HG22	2.07	0.53
1:H:128:GLU:OE1	1:H:197:GLU:OE2	2.26	0.53
1:H:166:ASP:HB3	3:H:6201:HOH:O	2.08	0.53
1:I:34:PHE:O	1:I:38:CYS:SG	2.66	0.53
1:I:301:GLY:O	1:I:302:ALA:HB3	2.09	0.53
1:J:145:LEU:HD22	1:J:173:GLY:HA2	1.90	0.53
1:K:208:LEU:HD13	1:K:223:LYS:CD	2.38	0.53
1:L:85:LEU:HD12	1:L:86:ILE:H	1.72	0.53
1:L:358:ARG:O	1:L:359:ASN:HB2	2.08	0.53
1:N:351:TYR:CG	1:W:177:ILE:HG12	2.44	0.53
1:N:389:ILE:HG12	1:N:431:ILE:HD12	1.89	0.53
3:N:6062:HOH:O	1:W:175:SER:HB2	2.07	0.53
1:O:112:ASP:C	1:O:241:LEU:HB2	2.27	0.53
1:O:196:GLY:H	1:O:197:GLU:CD	2.10	0.53
1:Q:196:GLY:C	1:Q:197:GLU:CD	2.67	0.53
1:Q:234:GLU:HG2	1:Q:235:ASP:N	2.14	0.53
1:T:208:LEU:HD22	1:T:223:LYS:CB	2.37	0.53
1:T:328:LYS:HD2	1:T:330:ARG:NE	2.23	0.53
1:X:40:THR:HG21	1:X:45:VAL:HA	1.89	0.53

*Continued on next page...*



*Continued from previous page...*

Atom-1	Atom-2	Interatomic distance (Å)	Clash overlap (Å)
1:X:124:LEU:CB	1:X:203:ILE:HD12	2.28	0.53
1:A:463:LEU:CG	1:A:464:ASN:N	2.71	0.53
1:B:112:ASP:C	1:B:241:LEU:HB2	2.28	0.53
1:C:418:THR:HB	3:C:6164:HOH:O	2.08	0.53
1:D:101:ILE:HD12	1:D:428:MET:CE	2.38	0.53
1:E:78:ALA:HA	3:E:6105:HOH:O	2.08	0.53
1:G:177:ILE:HG12	1:J:351:TYR:CG	2.43	0.53
1:G:196:GLY:H	1:G:197:GLU:CD	2.11	0.53
1:I:151:ILE:HB	1:I:159:VAL:CG2	2.39	0.53
1:I:226:ASN:HB3	3:I:6144:HOH:O	2.08	0.53
1:I:304:GLY:N	1:I:306:GLN:HG3	2.24	0.53
1:I:308:LYS:O	1:I:312:ASN:HB2	2.08	0.53
1:I:355:MET:HB2	3:I:6092:HOH:O	2.07	0.53
1:I:417:GLY:HA3	3:I:6078:HOH:O	2.08	0.53
1:K:372:TYR:O	1:K:373:THR:HG23	2.08	0.53
1:M:308:LYS:O	1:M:312:ASN:HB2	2.07	0.53
1:N:124:LEU:HD22	1:N:203:ILE:HD11	1.90	0.53
1:P:53:GLU:HG2	1:P:274:PHE:CZ	2.43	0.53
1:P:85:LEU:HD12	1:P:86:ILE:H	1.73	0.53
1:Q:101:ILE:HD12	1:Q:428:MET:HE1	1.90	0.53
1:Q:105:HIS:N	1:Q:266:ASP:OD2	2.42	0.53
1:Q:189:LYS:CD	1:T:192:LYS:HB3	2.37	0.53
1:R:208:LEU:HD22	1:R:223:LYS:CB	2.38	0.53
1:S:265:ASP:OD2	1:S:440:MSE:HE3	2.09	0.53
1:T:124:LEU:HD23	1:T:124:LEU:N	2.15	0.53
1:U:110:ARG:NH2	3:U:6175:HOH:O	2.40	0.53
1:W:60:ILE:HG13	1:W:61:GLU:HG2	1.89	0.53
1:W:130:HIS:HA	3:W:6140:HOH:O	2.08	0.53
1:X:150:VAL:CG2	1:X:158:ILE:HG23	2.38	0.53
1:C:290:ILE:O	1:C:291:LEU:HD23	2.08	0.53
1:D:218:LYS:O	1:D:221:ILE:HG22	2.08	0.53
1:D:304:GLY:N	1:D:306:GLN:HG3	2.24	0.53
1:E:112:ASP:C	1:E:241:LEU:HB2	2.29	0.53
1:E:138:TYR:CZ	1:E:194:ILE:HG13	2.44	0.53
1:F:329:LEU:CD1	1:F:332:ALA:H	2.21	0.53
1:G:192:LYS:CB	1:J:189:LYS:HZ2	2.17	0.53
1:I:60:ILE:HG13	1:I:61:GLU:HG2	1.89	0.53
1:I:207:PRO:CG	1:I:210:ASP:HA	2.38	0.53
1:I:280:MET:SD	1:I:463:LEU:HB2	2.48	0.53
1:J:59:ASN:HB3	1:J:77:TYR:O	2.08	0.53
1:K:7:LYS:HG3	1:K:403:TRP:HE1	1.74	0.53

*Continued on next page...*

*Continued from previous page...*

Atom-1	Atom-2	Interatomic distance (Å)	Clash overlap (Å)
1:M:330:ARG:HH11	1:U:311:GLU:HB3	1.74	0.53
1:N:35:ILE:HG13	3:N:6073:HOH:O	2.08	0.53
1:N:35:ILE:HG23	3:N:6227:HOH:O	2.07	0.53
1:N:59:ASN:HB3	1:N:77:TYR:O	2.08	0.53
1:N:186:LEU:HD23	1:N:187:GLU:H	1.71	0.53
1:P:208:LEU:HD13	1:P:223:LYS:CD	2.38	0.53
1:R:208:LEU:HD13	1:R:223:LYS:CD	2.38	0.53
1:R:411:VAL:HG12	1:R:412:ASP:N	2.24	0.53
1:S:328:LYS:NZ	1:T:330:ARG:HH21	2.06	0.53
1:U:112:ASP:C	1:U:241:LEU:HB2	2.28	0.53
1:U:301:GLY:O	1:U:302:ALA:HB3	2.09	0.53
1:V:153:LYS:HE3	1:V:230:ASP:O	2.08	0.53
1:V:244:VAL:HG13	1:V:245:PRO:CD	2.37	0.53
1:V:332:ALA:HB3	3:V:6045:HOH:O	2.08	0.53
1:W:59:ASN:HB3	1:W:77:TYR:O	2.08	0.53
1:A:127:LEU:HD13	1:A:201:ILE:HD13	1.89	0.53
1:A:207:PRO:HA	1:A:220:ASN:HB2	1.91	0.53
1:B:304:GLY:H	1:B:306:GLN:HG3	1.73	0.53
1:B:338:MET:HB2	1:B:428:MET:HE2	1.89	0.53
1:C:308:LYS:O	1:C:312:ASN:HB2	2.08	0.53
1:G:128:GLU:CD	1:G:197:GLU:HB3	2.28	0.53
1:G:207:PRO:HA	1:G:220:ASN:HB2	1.91	0.53
1:G:233:GLU:HB2	1:H:6:LEU:HA	1.88	0.53
1:H:95:LEU:HD22	1:H:95:LEU:N	2.23	0.53
1:H:196:GLY:C	1:H:197:GLU:CD	2.66	0.53
1:I:368:VAL:HB	3:I:6116:HOH:O	2.08	0.53
1:K:389:ILE:HG12	1:K:431:ILE:HD12	1.91	0.53
1:L:112:ASP:C	1:L:241:LEU:HB2	2.29	0.53
1:M:228:LYS:HA	3:M:6245:HOH:O	2.08	0.53
1:N:138:TYR:CZ	1:N:194:ILE:HG13	2.42	0.53
1:N:330:ARG:HH11	1:P:311:GLU:HB3	1.73	0.53
1:Q:411:VAL:HG12	1:Q:412:ASP:N	2.24	0.53
1:R:138:TYR:CZ	1:R:194:ILE:HG13	2.43	0.53
1:S:43:GLU:N	3:S:6068:HOH:O	2.40	0.53
1:S:189:LYS:HB2	1:V:189:LYS:HA	1.91	0.53
1:S:329:LEU:HD11	1:S:332:ALA:HB2	1.89	0.53
1:U:138:TYR:CZ	1:U:194:ILE:HG13	2.44	0.53
1:U:181:LEU:HB3	1:X:354:VAL:HG21	1.91	0.53
1:U:189:LYS:HZ1	1:X:192:LYS:CA	2.21	0.53
1:U:192:LYS:CB	1:X:189:LYS:NZ	2.72	0.53
1:V:128:GLU:OE1	1:V:197:GLU:OE2	2.27	0.53

*Continued on next page...*

*Continued from previous page...*

Atom-1	Atom-2	Interatomic distance (Å)	Clash overlap (Å)
1:W:325:ASP:HA	3:W:6242:HOH:O	2.08	0.53
1:A:153:LYS:HB2	1:A:155:ASP:OD2	2.09	0.53
1:A:301:GLY:O	1:A:302:ALA:HB3	2.09	0.53
1:B:135:ILE:HD11	1:B:138:TYR:CD2	2.43	0.53
1:C:126:MET:SD	1:C:200:ASN:HB3	2.49	0.53
1:D:114:LYS:O	1:D:117:PRO:HD3	2.09	0.53
1:E:329:LEU:CD1	1:E:332:ALA:H	2.21	0.53
1:G:136:LYS:HE2	1:H:376:ARG:HD2	1.90	0.53
1:G:186:LEU:HD23	1:G:187:GLU:N	2.24	0.53
1:G:372:TYR:O	1:G:373:THR:HG23	2.08	0.53
1:H:301:GLY:O	1:H:302:ALA:HB3	2.08	0.53
1:I:202:LEU:CD1	1:I:221:ILE:HD13	2.36	0.53
1:J:206:ILE:HD11	1:J:216:LYS:HE3	1.89	0.53
1:K:301:GLY:O	1:K:302:ALA:HB3	2.09	0.53
1:M:186:LEU:HD12	1:P:188:LYS:HE3	1.90	0.53
1:M:328:LYS:HZ3	1:Q:328:LYS:HG3	1.73	0.53
1:M:376:ARG:HD2	3:M:6161:HOH:O	2.07	0.53
1:N:71:LYS:HG3	1:N:72:GLU:H	1.73	0.53
1:N:233:GLU:CB	1:O:7:LYS:H	2.21	0.53
1:N:411:VAL:HG23	3:P:6058:HOH:O	2.09	0.53
1:O:128:GLU:OE1	1:O:197:GLU:HB3	2.09	0.53
1:O:208:LEU:HD13	1:O:223:LYS:CD	2.37	0.53
1:O:411:VAL:HG12	1:O:412:ASP:N	2.23	0.53
1:P:60:ILE:HG23	1:P:61:GLU:N	2.21	0.53
1:Q:189:LYS:HZ3	1:T:193:VAL:HG23	1.73	0.53
1:Q:196:GLY:O	1:Q:197:GLU:OE2	2.26	0.53
1:Q:328:LYS:NZ	1:U:328:LYS:HG3	2.23	0.53
1:S:110:ARG:HG2	1:S:110:ARG:HH11	1.72	0.53
1:S:207:PRO:HA	1:S:220:ASN:HB2	1.90	0.53
1:S:244:VAL:HG13	1:S:245:PRO:CD	2.38	0.53
1:U:60:ILE:HG13	1:U:61:GLU:HG2	1.90	0.53
1:V:150:VAL:CG2	1:V:158:ILE:HG23	2.39	0.53
1:X:280:MET:SD	1:X:463:LEU:HB2	2.49	0.53
1:A:186:LEU:HD23	1:A:187:GLU:H	1.73	0.53
1:A:207:PRO:HB3	1:A:216:LYS:CB	2.33	0.53
1:B:192:LYS:HB3	1:K:189:LYS:NZ	2.23	0.53
1:C:186:LEU:HD23	1:C:187:GLU:N	2.23	0.53
1:D:301:GLY:O	1:D:302:ALA:HB3	2.09	0.53
1:D:358:ARG:O	1:D:359:ASN:HB2	2.09	0.53
1:E:153:LYS:HB2	1:E:155:ASP:OD2	2.07	0.53
1:E:203:ILE:HG23	3:H:6121:HOH:O	2.08	0.53

*Continued on next page...*

*Continued from previous page...*

Atom-1	Atom-2	Interatomic distance (Å)	Clash overlap (Å)
1:F:59:ASN:HB3	1:F:77:TYR:O	2.08	0.53
1:G:208:LEU:HD22	1:G:223:LYS:CB	2.39	0.53
1:G:326:GLU:N	3:G:6194:HOH:O	2.33	0.53
1:I:363:LEU:HD22	1:L:203:ILE:HG12	1.89	0.53
1:J:127:LEU:HD13	1:J:201:ILE:HD13	1.90	0.53
1:J:207:PRO:HB3	1:J:216:LYS:CB	2.31	0.53
1:J:447:SER:HA	3:J:6248:HOH:O	2.08	0.53
1:L:207:PRO:CG	1:L:210:ASP:HA	2.39	0.53
1:M:126:MET:SD	1:M:200:ASN:HB3	2.47	0.53
1:M:189:LYS:NZ	1:P:192:LYS:C	2.62	0.53
1:N:45:VAL:CG2	3:N:6050:HOH:O	2.55	0.53
1:N:196:GLY:H	1:N:197:GLU:CD	2.12	0.53
1:O:235:ASP:HA	1:P:393:ARG:NH1	2.23	0.53
1:P:59:ASN:HB3	1:P:77:TYR:O	2.09	0.53
1:P:208:LEU:HD22	1:P:223:LYS:CB	2.37	0.53
1:Q:301:GLY:O	1:Q:302:ALA:HB3	2.08	0.53
1:R:112:ASP:C	1:R:241:LEU:HB2	2.29	0.53
1:R:151:ILE:HB	1:R:159:VAL:CG2	2.39	0.53
1:S:105:HIS:HA	1:S:292:VAL:O	2.09	0.53
1:U:100:LYS:NZ	1:U:465:ASN:OXT	2.39	0.53
1:U:329:LEU:CD1	1:U:332:ALA:H	2.21	0.53
1:V:128:GLU:OE1	1:V:196:GLY:O	2.27	0.53
1:W:81:ARG:HB2	3:X:6136:HOH:O	2.08	0.53
1:W:105:HIS:N	1:W:266:ASP:OD2	2.41	0.53
1:W:112:ASP:C	1:W:241:LEU:HB2	2.29	0.53
1:A:177:ILE:HG12	1:D:351:TYR:CG	2.43	0.53
1:A:308:LYS:O	1:A:312:ASN:HB2	2.09	0.53
1:B:302:ALA:HB3	3:B:6169:HOH:O	2.08	0.53
1:B:430:VAL:HG12	1:B:431:ILE:N	2.24	0.53
1:C:71:LYS:HG3	1:C:72:GLU:H	1.73	0.53
1:C:285:LYS:HD3	3:C:6187:HOH:O	2.09	0.53
1:D:138:TYR:CZ	1:D:194:ILE:HG13	2.44	0.53
1:D:207:PRO:HA	1:D:220:ASN:HB2	1.91	0.53
1:E:128:GLU:OE1	1:E:197:GLU:OE2	2.27	0.53
1:E:207:PRO:HA	1:E:220:ASN:HB2	1.91	0.53
1:F:284:LYS:HB2	1:F:464:ASN:OD1	2.08	0.53
1:G:105:HIS:N	1:G:266:ASP:OD2	2.40	0.53
1:H:430:VAL:HG12	1:H:431:ILE:N	2.24	0.53
1:J:30:ARG:O	1:J:30:ARG:HD3	2.09	0.53
1:M:208:LEU:HD22	1:M:223:LYS:CB	2.38	0.53
1:O:176:ASP:CG	1:R:137:LYS:HZ3	2.11	0.53

*Continued on next page...*

*Continued from previous page...*

Atom-1	Atom-2	Interatomic distance (Å)	Clash overlap (Å)
1:O:178:LEU:HD12	1:O:180:HIS:HD2	1.73	0.53
1:O:363:LEU:HD22	1:R:203:ILE:HG12	1.91	0.53
1:P:60:ILE:HG13	1:P:61:GLU:HG2	1.91	0.53
1:Q:308:LYS:O	1:Q:312:ASN:HB2	2.07	0.53
1:R:206:ILE:HD11	1:R:216:LYS:HE3	1.90	0.53
1:S:174:VAL:HG13	1:S:198:ASP:HB2	1.91	0.53
1:T:202:LEU:HD13	1:T:221:ILE:CB	2.37	0.53
1:T:208:LEU:HD13	1:T:223:LYS:CD	2.38	0.53
1:X:195:GLU:OE2	1:X:198:ASP:HB3	2.09	0.53
1:A:196:GLY:H	1:A:197:GLU:CD	2.12	0.53
1:B:18:ASP:HB2	1:B:21:LEU:HD12	1.90	0.53
1:B:363:LEU:HD22	1:K:203:ILE:HG12	1.91	0.53
1:C:174:VAL:HG13	1:C:198:ASP:HB2	1.90	0.53
1:C:192:LYS:HB3	1:F:189:LYS:CD	2.38	0.53
1:D:124:LEU:HD22	1:D:203:ILE:HD11	1.91	0.53
1:D:330:ARG:HB2	3:D:6126:HOH:O	2.08	0.53
1:E:192:LYS:C	1:H:189:LYS:NZ	2.62	0.53
1:F:265:ASP:OD2	1:F:440:MSE:HE3	2.09	0.53
1:G:128:GLU:OE1	1:G:196:GLY:O	2.27	0.53
1:H:69:THR:HA	3:H:6080:HOH:O	2.08	0.53
1:H:208:LEU:HD22	1:H:223:LYS:CB	2.37	0.53
1:I:138:TYR:CZ	1:I:194:ILE:HG13	2.43	0.53
1:K:153:LYS:HE3	1:K:230:ASP:O	2.09	0.53
1:K:196:GLY:C	1:K:197:GLU:CD	2.67	0.53
1:L:153:LYS:HB2	1:L:155:ASP:OD2	2.08	0.53
1:L:301:GLY:O	1:L:302:ALA:HB3	2.09	0.53
1:M:196:GLY:O	1:M:197:GLU:OE2	2.27	0.53
1:N:192:LYS:HB3	1:W:189:LYS:HZ2	1.73	0.53
1:R:202:LEU:HD13	1:R:221:ILE:CB	2.38	0.53
3:R:6153:HOH:O	1:T:300:ILE:HD11	2.09	0.53
1:S:28:GLY:O	1:S:32:LYS:HD3	2.09	0.53
1:S:262:TYR:HB3	3:S:6124:HOH:O	2.07	0.53
1:U:207:PRO:HB3	1:U:216:LYS:CB	2.33	0.53
1:V:135:ILE:HD11	1:V:138:TYR:CD2	2.43	0.53
3:V:6109:HOH:O	1:W:358:ARG:HD2	2.08	0.53
1:W:124:LEU:HD22	1:W:203:ILE:HD11	1.91	0.53
1:W:459:TYR:O	1:W:462:PHE:HB3	2.09	0.53
1:A:159:VAL:HG11	3:A:6173:HOH:O	2.06	0.53
1:B:255:ASP:OD2	1:K:202:LEU:HB2	2.09	0.53
1:E:28:GLY:O	1:E:32:LYS:HD3	2.09	0.53
1:E:126:MET:SD	1:E:200:ASN:HB3	2.48	0.53

*Continued on next page...*

*Continued from previous page...*

Atom-1	Atom-2	Interatomic distance (Å)	Clash overlap (Å)
1:E:186:LEU:HD23	1:E:187:GLU:N	2.24	0.53
1:E:192:LYS:HB3	1:H:189:LYS:CD	2.38	0.53
1:F:202:LEU:HD13	1:F:221:ILE:CB	2.39	0.53
1:F:304:GLY:N	1:F:306:GLN:HG3	2.23	0.53
1:G:124:LEU:HD23	1:G:124:LEU:N	2.18	0.53
1:H:85:LEU:HD12	1:H:86:ILE:H	1.74	0.53
1:I:139:GLN:NE2	3:I:6033:HOH:O	2.23	0.53
1:J:135:ILE:HD11	1:J:138:TYR:CD2	2.44	0.53
1:J:218:LYS:O	1:J:221:ILE:HG22	2.08	0.53
1:K:196:GLY:H	1:K:197:GLU:CD	2.11	0.53
1:L:34:PHE:O	1:L:38:CYS:SG	2.66	0.53
1:L:57:TYR:CE1	1:L:75:LYS:HB2	2.43	0.53
1:M:54:LYS:HD3	3:M:6191:HOH:O	2.09	0.53
1:M:59:ASN:HB3	1:M:77:TYR:O	2.08	0.53
1:M:419:ILE:HD11	3:M:6234:HOH:O	2.08	0.53
1:N:308:LYS:O	1:N:312:ASN:HB2	2.09	0.53
1:O:60:ILE:HG23	1:O:61:GLU:N	2.20	0.53
1:Q:85:LEU:HD12	1:Q:86:ILE:N	2.24	0.53
1:S:127:LEU:HD22	1:S:201:ILE:HG21	1.90	0.53
1:S:146:ALA:HB2	1:S:246:ALA:HB2	1.91	0.53
1:S:328:LYS:HZ1	1:T:328:LYS:HG3	1.72	0.53
1:S:448:SER:O	1:S:452:ILE:HG13	2.09	0.53
1:U:59:ASN:HB3	1:U:77:TYR:O	2.07	0.53
1:U:411:VAL:HG12	1:U:412:ASP:N	2.24	0.53
1:V:207:PRO:HB2	3:V:6266:HOH:O	2.07	0.53
1:V:308:LYS:O	1:V:312:ASN:HB2	2.09	0.53
1:W:135:ILE:HD12	1:W:136:LYS:N	2.24	0.53
1:X:202:LEU:HD13	1:X:221:ILE:CB	2.39	0.53
1:A:280:MET:SD	1:A:463:LEU:HB2	2.48	0.53
1:A:304:GLY:N	1:A:306:GLN:HG3	2.24	0.53
1:B:186:LEU:HD23	1:B:187:GLU:N	2.24	0.53
1:C:34:PHE:O	1:C:38:CYS:SG	2.67	0.53
1:C:112:ASP:C	1:C:241:LEU:HB2	2.30	0.53
1:D:153:LYS:HB2	1:D:155:ASP:OD2	2.08	0.53
1:D:256:ARG:HD3	3:D:6099:HOH:O	2.08	0.53
1:F:55:SER:HB3	3:F:6054:HOH:O	2.07	0.53
1:F:305:MET:HA	3:F:6152:HOH:O	2.08	0.53
1:F:405:THR:CG2	1:H:116:ASN:HD21	2.21	0.53
1:G:145:LEU:HD22	1:G:173:GLY:HA2	1.91	0.53
1:G:202:LEU:HD13	1:G:221:ILE:CD1	2.38	0.53
1:J:301:GLY:O	1:J:302:ALA:HB3	2.09	0.53

*Continued on next page...*

*Continued from previous page...*

Atom-1	Atom-2	Interatomic distance (Å)	Clash overlap (Å)
1:J:328:LYS:HZ1	1:K:328:LYS:HG3	1.74	0.53
1:J:389:ILE:HG12	1:J:431:ILE:HD12	1.90	0.53
1:M:112:ASP:C	1:M:241:LEU:HB2	2.29	0.53
1:M:128:GLU:OE1	1:M:196:GLY:O	2.27	0.53
1:M:196:GLY:C	1:M:197:GLU:CD	2.67	0.53
1:N:114:LYS:O	1:N:117:PRO:HD3	2.09	0.53
1:O:263:GLY:HA3	3:O:6089:HOH:O	2.07	0.53
1:P:110:ARG:HG2	1:P:110:ARG:HH11	1.72	0.53
1:Q:151:ILE:HB	1:Q:159:VAL:CG2	2.39	0.53
1:Q:153:LYS:HB2	1:Q:155:ASP:OD2	2.09	0.53
1:R:127:LEU:HD13	1:R:201:ILE:HD13	1.90	0.53
1:U:34:PHE:O	1:U:38:CYS:SG	2.67	0.53
1:A:151:ILE:HB	1:A:159:VAL:CG2	2.39	0.52
1:A:192:LYS:CA	1:D:189:LYS:HZ1	2.21	0.52
1:A:329:LEU:CD1	1:A:332:ALA:H	2.22	0.52
1:B:328:LYS:NZ	1:C:330:ARG:HH21	2.07	0.52
1:C:186:LEU:HD12	1:F:188:LYS:HE3	1.91	0.52
1:D:345:ALA:HA	3:D:6145:HOH:O	2.08	0.52
1:E:196:GLY:O	1:E:197:GLU:OE2	2.26	0.52
1:E:430:VAL:HG12	1:E:431:ILE:N	2.24	0.52
1:F:295:GLU:OE1	3:F:6043:HOH:O	2.18	0.52
1:G:186:LEU:HA	3:G:6151:HOH:O	2.09	0.52
1:I:186:LEU:HD12	1:L:188:LYS:HE3	1.91	0.52
1:K:145:LEU:HD22	1:K:173:GLY:HA2	1.91	0.52
1:M:218:LYS:O	1:M:221:ILE:HG22	2.09	0.52
1:M:304:GLY:H	1:M:306:GLN:HG3	1.73	0.52
1:N:193:VAL:HG23	1:W:189:LYS:HZ2	1.73	0.52
1:N:372:TYR:O	1:N:373:THR:HG23	2.08	0.52
1:P:135:ILE:HB	3:P:6153:HOH:O	2.08	0.52
1:Q:135:ILE:HD11	1:Q:138:TYR:CD2	2.44	0.52
1:Q:358:ARG:O	1:Q:359:ASN:HB2	2.09	0.52
1:R:5:LEU:HD22	1:T:232:SER:HB2	1.91	0.52
1:R:124:LEU:H	1:R:124:LEU:CD2	2.15	0.52
1:R:430:VAL:HG12	1:R:431:ILE:N	2.24	0.52
1:S:463:LEU:HD23	1:S:464:ASN:N	2.17	0.52
1:T:128:GLU:OE1	1:T:197:GLU:OE2	2.27	0.52
1:U:202:LEU:HD13	1:U:221:ILE:CB	2.39	0.52
1:U:202:LEU:HB2	1:X:255:ASP:OD2	2.08	0.52
1:U:358:ARG:O	1:U:359:ASN:HB2	2.09	0.52
1:V:115:GLN:OE1	1:W:371:LYS:HB2	2.09	0.52
1:V:304:GLY:N	1:V:306:GLN:HG3	2.24	0.52

*Continued on next page...*

*Continued from previous page...*

Atom-1	Atom-2	Interatomic distance (Å)	Clash overlap (Å)
1:V:360:SER:CB	3:V:6218:HOH:O	2.52	0.52
1:W:396:LEU:O	1:W:400:SER:O	2.27	0.52
1:A:214:LYS:H	1:A:214:LYS:HD2	1.74	0.52
1:C:208:LEU:HD22	1:C:223:LYS:CB	2.39	0.52
1:E:153:LYS:HE3	1:E:230:ASP:O	2.09	0.52
1:E:196:GLY:C	1:E:197:GLU:CD	2.67	0.52
1:E:387:GLU:HG2	3:E:6174:HOH:O	2.08	0.52
1:F:128:GLU:OE1	1:F:197:GLU:OE2	2.27	0.52
1:F:390:ALA:O	1:F:393:ARG:HB2	2.09	0.52
1:G:153:LYS:HB2	1:G:155:ASP:OD2	2.09	0.52
1:H:118:LEU:N	3:H:6133:HOH:O	2.38	0.52
1:I:196:GLY:O	1:I:197:GLU:OE2	2.26	0.52
1:M:226:ASN:HA	3:M:6112:HOH:O	2.08	0.52
1:O:463:LEU:CD2	1:O:464:ASN:H	2.17	0.52
1:R:85:LEU:HD12	1:R:86:ILE:H	1.74	0.52
1:S:71:LYS:HG3	1:S:72:GLU:H	1.73	0.52
1:T:196:GLY:H	1:T:197:GLU:CD	2.12	0.52
1:T:244:VAL:HG13	1:T:245:PRO:CD	2.35	0.52
1:U:128:GLU:OE1	1:U:197:GLU:OE2	2.27	0.52
1:W:110:ARG:HG2	1:W:110:ARG:HH11	1.73	0.52
1:W:115:GLN:OE1	1:X:371:LYS:HB2	2.09	0.52
1:C:271:TYR:HD1	3:C:6016:HOH:O	1.92	0.52
1:C:369:PHE:HE2	1:C:392:LEU:HD13	1.73	0.52
1:C:411:VAL:HG12	1:C:412:ASP:N	2.24	0.52
1:D:127:LEU:HD13	1:D:201:ILE:HD13	1.90	0.52
1:D:145:LEU:HD22	1:D:173:GLY:HA2	1.91	0.52
1:E:207:PRO:CG	1:E:210:ASP:HA	2.40	0.52
1:F:186:LEU:HD23	1:F:187:GLU:H	1.74	0.52
1:G:71:LYS:HG3	1:G:72:GLU:H	1.74	0.52
1:G:204:GLY:C	1:G:206:ILE:HG22	2.29	0.52
1:I:145:LEU:HD22	1:I:173:GLY:HA2	1.91	0.52
1:L:48:LEU:HD22	3:L:6134:HOH:O	2.09	0.52
1:L:208:LEU:HD13	1:L:223:LYS:CD	2.40	0.52
1:L:338:MET:HB2	1:L:428:MET:HE2	1.89	0.52
1:L:411:VAL:HG12	1:L:412:ASP:N	2.24	0.52
1:M:138:TYR:CZ	1:M:194:ILE:HG13	2.44	0.52
1:M:202:LEU:HD13	1:M:221:ILE:CB	2.39	0.52
1:N:186:LEU:HD23	1:N:187:GLU:N	2.24	0.52
1:O:71:LYS:HG3	1:O:72:GLU:H	1.75	0.52
1:P:138:TYR:CZ	1:P:194:ILE:HG13	2.45	0.52
1:Q:112:ASP:C	1:Q:241:LEU:HB2	2.30	0.52

*Continued on next page...*



*Continued from previous page...*

Atom-1	Atom-2	Interatomic distance (Å)	Clash overlap (Å)
1:Q:363:LEU:HD22	1:T:203:ILE:HG12	1.91	0.52
1:V:126:MET:SD	1:V:200:ASN:HB3	2.48	0.52
1:V:145:LEU:HD22	1:V:173:GLY:HA2	1.92	0.52
1:V:202:LEU:HD13	1:V:221:ILE:CB	2.40	0.52
1:A:57:TYR:N	1:A:75:LYS:HG3	2.24	0.52
1:A:358:ARG:O	1:A:359:ASN:HB2	2.09	0.52
1:B:153:LYS:HB2	1:B:155:ASP:OD2	2.09	0.52
1:B:290:ILE:O	1:B:291:LEU:HD23	2.08	0.52
1:C:315:ALA:HB1	3:D:6165:HOH:O	2.08	0.52
1:C:430:VAL:HG12	1:C:431:ILE:N	2.24	0.52
1:E:128:GLU:CD	1:E:197:GLU:HB3	2.29	0.52
1:E:174:VAL:HG13	1:E:198:ASP:HB2	1.91	0.52
1:E:186:LEU:HD12	1:H:188:LYS:HE3	1.90	0.52
1:F:207:PRO:CG	1:F:210:ASP:HA	2.40	0.52
1:F:459:TYR:O	1:F:462:PHE:HB3	2.10	0.52
1:H:358:ARG:NH1	3:H:6020:HOH:O	2.38	0.52
1:I:192:LYS:CA	1:L:189:LYS:NZ	2.72	0.52
1:J:328:LYS:HE2	1:L:328:LYS:NZ	2.23	0.52
1:L:207:PRO:HA	1:L:220:ASN:HB2	1.92	0.52
1:M:127:LEU:HD13	1:M:201:ILE:HD13	1.91	0.52
1:N:218:LYS:O	1:N:221:ILE:HG22	2.08	0.52
1:N:369:PHE:HE2	1:N:392:LEU:HD13	1.74	0.52
1:N:393:ARG:NH1	1:P:238:SER:OG	2.41	0.52
1:O:9:TYR:H	1:O:9:TYR:HD2	1.56	0.52
1:O:124:LEU:HD22	1:O:203:ILE:HD11	1.90	0.52
1:O:196:GLY:C	1:O:197:GLU:CD	2.68	0.52
1:P:135:ILE:HD11	1:P:138:TYR:CD2	2.45	0.52
1:P:301:GLY:O	1:P:302:ALA:HB3	2.09	0.52
1:Q:71:LYS:HG3	1:Q:72:GLU:H	1.74	0.52
1:Q:189:LYS:NZ	1:T:192:LYS:C	2.62	0.52
1:R:178:LEU:HD23	1:R:178:LEU:N	2.21	0.52
1:R:304:GLY:N	1:R:306:GLN:HG3	2.25	0.52
1:U:85:LEU:HD12	1:U:86:ILE:N	2.25	0.52
1:W:138:TYR:CZ	1:W:194:ILE:HG13	2.44	0.52
1:W:304:GLY:N	1:W:306:GLN:HG3	2.24	0.52
1:X:369:PHE:HE2	1:X:392:LEU:HD13	1.74	0.52
1:A:128:GLU:OE1	1:A:196:GLY:O	2.27	0.52
1:F:66:LYS:HG2	3:F:6119:HOH:O	2.10	0.52
1:F:151:ILE:O	1:F:159:VAL:HG22	2.09	0.52
1:H:153:LYS:HE3	1:H:230:ASP:O	2.10	0.52
1:J:74:ASP:HA	3:J:6032:HOH:O	2.08	0.52

*Continued on next page...*

*Continued from previous page...*

Atom-1	Atom-2	Interatomic distance (Å)	Clash overlap (Å)
1:J:304:GLY:N	1:J:306:GLN:HG3	2.25	0.52
1:K:63:ILE:HD13	3:K:6132:HOH:O	2.08	0.52
1:K:112:ASP:C	1:K:241:LEU:HB2	2.30	0.52
1:K:174:VAL:HG13	1:K:198:ASP:HB2	1.92	0.52
1:M:393:ARG:NH1	3:U:6222:HOH:O	2.43	0.52
1:O:126:MET:SD	1:O:200:ASN:HB3	2.49	0.52
1:O:186:LEU:HD23	1:O:187:GLU:H	1.75	0.52
1:P:14:ASP:CB	3:P:6240:HOH:O	2.56	0.52
1:R:126:MET:SD	1:R:200:ASN:HB3	2.49	0.52
1:S:128:GLU:OE1	1:S:196:GLY:O	2.28	0.52
1:S:128:GLU:OE1	1:S:197:GLU:OE2	2.28	0.52
1:W:60:ILE:HG23	1:W:61:GLU:N	2.21	0.52
1:X:186:LEU:HD23	1:X:187:GLU:N	2.25	0.52
1:A:28:GLY:O	1:A:32:LYS:HD3	2.10	0.52
1:B:376:ARG:NH1	3:B:6139:HOH:O	2.38	0.52
1:B:408:LEU:HG	1:K:181:LEU:HD11	1.90	0.52
1:C:128:GLU:OE1	1:C:197:GLU:OE2	2.28	0.52
1:C:363:LEU:HD13	1:F:203:ILE:HD13	1.91	0.52
1:F:34:PHE:O	1:F:38:CYS:SG	2.68	0.52
1:F:71:LYS:HG3	1:F:72:GLU:H	1.75	0.52
1:G:411:VAL:HG12	1:G:412:ASP:N	2.24	0.52
1:H:206:ILE:HG13	1:H:216:LYS:CB	2.40	0.52
1:H:358:ARG:O	1:H:359:ASN:HB2	2.08	0.52
1:I:215:GLN:HB2	3:I:6111:HOH:O	2.09	0.52
1:J:153:LYS:HB2	1:J:155:ASP:OD2	2.10	0.52
1:J:308:LYS:O	1:J:312:ASN:HB2	2.09	0.52
1:K:30:ARG:O	1:K:30:ARG:HD3	2.09	0.52
1:K:300:ILE:HG12	1:L:381:CYS:O	2.09	0.52
1:L:202:LEU:HD13	1:L:221:ILE:CB	2.38	0.52
1:N:304:GLY:N	1:N:306:GLN:HG3	2.25	0.52
1:N:354:VAL:HG21	1:W:181:LEU:HB3	1.91	0.52
1:P:430:VAL:HG12	1:P:431:ILE:N	2.24	0.52
1:R:393:ARG:NH1	1:T:238:SER:OG	2.43	0.52
1:S:7:LYS:HD2	1:S:7:LYS:N	2.25	0.52
1:S:181:LEU:HD23	1:V:354:VAL:CG2	2.34	0.52
1:T:283:ALA:C	3:T:6140:HOH:O	2.48	0.52
1:T:357:LYS:HD3	3:T:6184:HOH:O	2.10	0.52
1:U:101:ILE:HD12	1:U:428:MET:HE1	1.92	0.52
1:U:145:LEU:HD22	1:U:173:GLY:HA2	1.92	0.52
1:V:151:ILE:HB	1:V:159:VAL:CG2	2.39	0.52
1:V:265:ASP:OD2	1:V:440:MSE:HE3	2.10	0.52

*Continued on next page...*

*Continued from previous page...*

Atom-1	Atom-2	Interatomic distance (Å)	Clash overlap (Å)
1:W:218:LYS:O	1:W:221:ILE:HG22	2.09	0.52
1:X:124:LEU:H	1:X:124:LEU:CD2	2.17	0.52
1:X:128:GLU:OE1	1:X:197:GLU:HB3	2.09	0.52
1:X:208:LEU:HD22	1:X:223:LYS:CB	2.38	0.52
1:C:135:ILE:HD12	1:C:136:LYS:N	2.25	0.52
1:C:289:THR:HG21	3:C:6060:HOH:O	2.10	0.52
1:C:338:MET:HB2	1:C:428:MET:HE2	1.90	0.52
1:C:440:MSE:C	3:C:6210:HOH:O	2.47	0.52
1:D:71:LYS:HG3	1:D:72:GLU:H	1.75	0.52
1:E:139:GLN:HA	3:E:6106:HOH:O	2.09	0.52
1:E:192:LYS:HB3	1:H:189:LYS:HZ2	1.73	0.52
1:E:363:LEU:HD22	1:H:203:ILE:HG12	1.92	0.52
1:I:112:ASP:C	1:I:241:LEU:HB2	2.30	0.52
1:I:151:ILE:O	1:I:159:VAL:HG22	2.10	0.52
1:I:202:LEU:HD13	1:I:221:ILE:CB	2.40	0.52
1:J:128:GLU:OE1	1:J:197:GLU:OE2	2.27	0.52
1:J:150:VAL:H	1:J:240:GLU:HB3	1.75	0.52
1:L:218:LYS:O	1:L:221:ILE:HG22	2.10	0.52
1:M:192:LYS:CA	1:P:189:LYS:NZ	2.73	0.52
1:N:116:ASN:HD21	1:O:405:THR:CG2	2.22	0.52
1:O:153:LYS:HB2	1:O:155:ASP:OD2	2.10	0.52
1:P:101:ILE:HD12	1:P:428:MET:HE1	1.92	0.52
1:P:202:LEU:HD13	1:P:221:ILE:CB	2.40	0.52
1:P:411:VAL:HG12	1:P:412:ASP:N	2.25	0.52
1:Q:189:LYS:NZ	1:T:192:LYS:CB	2.73	0.52
1:S:54:LYS:HB3	3:S:6105:HOH:O	2.09	0.52
1:T:308:LYS:O	1:T:312:ASN:HB2	2.09	0.52
1:U:150:VAL:CG2	1:U:158:ILE:HG23	2.39	0.52
1:W:186:LEU:HD23	1:W:187:GLU:N	2.24	0.52
1:X:430:VAL:HG12	1:X:431:ILE:N	2.24	0.52
1:A:208:LEU:HD22	1:A:223:LYS:CB	2.40	0.52
1:B:55:SER:N	3:B:6060:HOH:O	2.42	0.52
1:B:59:ASN:HB3	1:B:77:TYR:O	2.10	0.52
1:B:66:LYS:HG3	3:B:6176:HOH:O	2.10	0.52
1:B:202:LEU:HD13	1:B:221:ILE:CB	2.40	0.52
1:C:196:GLY:H	1:C:197:GLU:CD	2.13	0.52
1:D:57:TYR:N	1:D:75:LYS:HG3	2.25	0.52
1:D:126:MET:SD	1:D:200:ASN:HB3	2.50	0.52
1:G:301:GLY:O	1:G:302:ALA:HB3	2.09	0.52
1:I:71:LYS:HG3	1:I:72:GLU:H	1.74	0.52
1:I:368:VAL:HG23	3:I:6030:HOH:O	2.09	0.52

*Continued on next page...*

*Continued from previous page...*

Atom-1	Atom-2	Interatomic distance (Å)	Clash overlap (Å)
1:I:401:VAL:HA	3:I:6170:HOH:O	2.10	0.52
1:J:85:LEU:HD12	1:J:86:ILE:N	2.25	0.52
1:K:186:LEU:HD23	1:K:187:GLU:H	1.75	0.52
1:L:151:ILE:O	1:L:159:VAL:HG22	2.09	0.52
1:M:30:ARG:O	1:M:30:ARG:HD3	2.09	0.52
1:M:290:ILE:O	1:M:291:LEU:HD23	2.10	0.52
1:N:6:LEU:HD12	1:P:222:MET:HG2	1.91	0.52
1:N:151:ILE:HB	1:N:159:VAL:CG2	2.40	0.52
1:N:196:GLY:O	1:N:197:GLU:OE2	2.28	0.52
1:N:328:LYS:HE2	1:P:328:LYS:CE	2.39	0.52
1:O:151:ILE:HB	1:O:159:VAL:CG2	2.40	0.52
1:P:28:GLY:O	1:P:32:LYS:HD3	2.08	0.52
1:P:186:LEU:HD23	1:P:187:GLU:H	1.74	0.52
1:Q:114:LYS:O	1:Q:117:PRO:HD3	2.09	0.52
1:Q:202:LEU:HD13	1:Q:221:ILE:CB	2.39	0.52
1:S:124:LEU:CB	1:S:203:ILE:HD12	2.26	0.52
1:S:351:TYR:CG	1:V:177:ILE:HG12	2.44	0.52
1:T:304:GLY:N	1:T:306:GLN:HG3	2.24	0.52
1:T:430:VAL:HG12	1:T:431:ILE:N	2.25	0.52
1:U:328:LYS:HD2	1:U:330:ARG:NE	2.24	0.52
1:V:127:LEU:HD13	1:V:201:ILE:HD13	1.91	0.52
1:X:234:GLU:HG2	1:X:235:ASP:N	2.15	0.52
1:A:30:ARG:O	1:A:30:ARG:HD3	2.10	0.52
1:B:28:GLY:O	1:B:32:LYS:HD3	2.09	0.52
1:B:127:LEU:HD13	1:B:201:ILE:HD13	1.92	0.52
1:B:128:GLU:OE1	1:B:197:GLU:HB3	2.09	0.52
1:C:30:ARG:O	1:C:30:ARG:HD3	2.10	0.52
1:C:95:LEU:HD22	1:C:95:LEU:N	2.25	0.52
1:D:28:GLY:O	1:D:32:LYS:HD3	2.10	0.52
1:D:112:ASP:C	1:D:241:LEU:HB2	2.30	0.52
1:E:59:ASN:HB3	1:E:77:TYR:O	2.10	0.52
1:E:71:LYS:HG3	1:E:72:GLU:H	1.75	0.52
1:G:30:ARG:O	1:G:30:ARG:HD3	2.10	0.52
1:G:40:THR:HG21	1:G:45:VAL:HA	1.90	0.52
1:G:265:ASP:HB3	3:G:6137:HOH:O	2.10	0.52
1:I:28:GLY:O	1:I:32:LYS:HD3	2.09	0.52
1:I:208:LEU:HD13	1:I:223:LYS:CD	2.40	0.52
1:I:358:ARG:O	1:I:359:ASN:HB2	2.09	0.52
1:J:124:LEU:H	1:J:124:LEU:CD2	2.15	0.52
1:J:186:LEU:HD23	1:J:187:GLU:H	1.75	0.52
1:J:378:LYS:NZ	1:L:241:LEU:HD21	2.23	0.52

*Continued on next page...*

*Continued from previous page...*

Atom-1	Atom-2	Interatomic distance (Å)	Clash overlap (Å)
1:J:411:VAL:HG12	1:J:412:ASP:N	2.25	0.52
1:K:32:LYS:HB3	1:K:271:TYR:HH	1.74	0.52
1:K:208:LEU:HD22	1:K:223:LYS:CB	2.38	0.52
1:M:282:ASN:HB2	3:M:6086:HOH:O	2.09	0.52
1:N:60:ILE:HG23	1:N:61:GLU:N	2.21	0.52
1:N:135:ILE:HD12	1:N:136:LYS:N	2.24	0.52
1:N:464:ASN:O	1:N:465:ASN:C	2.47	0.52
1:O:59:ASN:HB3	1:O:77:TYR:O	2.10	0.52
1:O:228:LYS:HD2	3:O:6130:HOH:O	2.08	0.52
1:O:301:GLY:O	1:O:302:ALA:HB3	2.10	0.52
1:Q:24:VAL:HG12	3:Q:6219:HOH:O	2.10	0.52
1:Q:34:PHE:O	1:Q:38:CYS:SG	2.68	0.52
1:Q:151:ILE:O	1:Q:159:VAL:HG22	2.10	0.52
1:R:202:LEU:CD1	1:R:221:ILE:HD13	2.37	0.52
1:S:301:GLY:O	1:S:302:ALA:HB3	2.10	0.52
1:V:30:ARG:O	1:V:30:ARG:HD3	2.10	0.52
1:V:92:LYS:HE2	3:V:6134:HOH:O	2.09	0.52
1:W:265:ASP:OD2	1:W:440:MSE:HE3	2.09	0.52
1:B:71:LYS:HG3	1:B:72:GLU:H	1.75	0.52
1:D:390:ALA:O	1:D:393:ARG:HB2	2.10	0.52
1:D:430:VAL:HG12	1:D:431:ILE:N	2.25	0.52
1:E:331:LYS:CE	3:E:6193:HOH:O	2.58	0.52
1:F:64:LEU:HG	3:F:6041:HOH:O	2.10	0.52
1:G:59:ASN:HB3	1:G:77:TYR:O	2.10	0.52
1:G:126:MET:SD	1:G:200:ASN:HB3	2.49	0.52
1:H:71:LYS:HG3	1:H:72:GLU:H	1.75	0.52
1:K:265:ASP:OD2	1:K:440:MSE:HE3	2.10	0.52
1:L:114:LYS:O	1:L:117:PRO:HD3	2.09	0.52
1:M:122:THR:HA	3:M:6138:HOH:O	2.08	0.52
1:M:128:GLU:OE1	1:M:197:GLU:OE2	2.28	0.52
1:N:197:GLU:HG3	3:N:6268:HOH:O	2.10	0.52
1:N:226:ASN:ND2	3:N:6041:HOH:O	2.43	0.52
1:N:265:ASP:OD2	1:N:440:MSE:HE3	2.09	0.52
1:N:457:ASN:HB3	3:N:6220:HOH:O	2.09	0.52
1:O:85:LEU:HD12	1:O:86:ILE:N	2.25	0.52
1:P:135:ILE:HD12	1:P:136:LYS:N	2.25	0.52
1:Q:189:LYS:NZ	1:T:192:LYS:CA	2.73	0.52
1:Q:208:LEU:HD13	1:Q:223:LYS:CD	2.40	0.52
1:Q:389:ILE:HG12	1:Q:431:ILE:HD12	1.91	0.52
1:R:330:ARG:HH11	1:T:311:GLU:HB3	1.75	0.52
1:S:42:ARG:HD3	3:S:6138:HOH:O	2.10	0.52

*Continued on next page...*

*Continued from previous page...*

Atom-1	Atom-2	Interatomic distance (Å)	Clash overlap (Å)
1:S:85:LEU:HD12	1:S:86:ILE:H	1.73	0.52
1:S:175:SER:N	3:S:6048:HOH:O	2.42	0.52
1:T:151:ILE:HB	1:T:159:VAL:CG2	2.40	0.52
1:T:355:MET:CE	3:T:6138:HOH:O	2.57	0.52
1:U:196:GLY:O	1:U:197:GLU:OE2	2.28	0.52
1:V:124:LEU:HD22	1:V:203:ILE:HD11	1.91	0.52
1:W:42:ARG:HG3	1:W:242:GLU:CG	2.29	0.52
1:X:135:ILE:HD12	1:X:136:LYS:N	2.24	0.52
1:X:206:ILE:HD11	1:X:216:LYS:HE3	1.91	0.52
1:X:265:ASP:OD2	1:X:440:MSE:HE3	2.10	0.52
1:B:63:ILE:HA	3:B:6026:HOH:O	2.09	0.51
1:B:138:TYR:CZ	1:B:194:ILE:HG13	2.46	0.51
1:C:105:HIS:HA	1:C:292:VAL:O	2.10	0.51
1:C:265:ASP:OD2	1:C:440:MSE:HE3	2.09	0.51
1:E:301:GLY:O	1:E:302:ALA:HB3	2.10	0.51
1:G:34:PHE:O	1:G:38:CYS:SG	2.67	0.51
1:G:195:GLU:OE2	1:G:198:ASP:HB3	2.10	0.51
3:I:6179:HOH:O	1:L:221:ILE:HD13	2.09	0.51
1:K:126:MET:SD	1:K:200:ASN:HB3	2.51	0.51
1:M:153:LYS:HE3	1:M:230:ASP:O	2.10	0.51
1:M:186:LEU:HD23	1:M:187:GLU:H	1.75	0.51
1:O:68:GLU:HA	3:O:6112:HOH:O	2.09	0.51
1:O:189:LYS:HD2	1:R:192:LYS:CB	2.40	0.51
1:P:218:LYS:O	1:P:221:ILE:HG22	2.10	0.51
1:Q:186:LEU:HD23	1:Q:187:GLU:H	1.74	0.51
1:R:71:LYS:HG3	1:R:72:GLU:H	1.75	0.51
1:R:385:ASN:HB3	1:R:387:GLU:OE2	2.10	0.51
1:U:153:LYS:HE3	1:U:230:ASP:O	2.09	0.51
1:V:207:PRO:HA	1:V:220:ASN:HB2	1.92	0.51
1:V:358:ARG:O	1:V:359:ASN:HB2	2.09	0.51
1:A:71:LYS:HG3	1:A:72:GLU:H	1.75	0.51
1:A:202:LEU:HD13	1:A:221:ILE:CB	2.37	0.51
1:B:124:LEU:HD23	1:B:124:LEU:N	2.17	0.51
1:B:208:LEU:HD13	1:B:223:LYS:CD	2.40	0.51
1:B:354:VAL:HG22	1:K:181:LEU:HD23	1.90	0.51
1:C:181:LEU:HB3	1:F:354:VAL:HG21	1.92	0.51
1:C:189:LYS:HZ2	1:F:192:LYS:HB3	1.75	0.51
1:C:304:GLY:N	1:C:306:GLN:HG3	2.25	0.51
1:D:117:PRO:HA	1:D:128:GLU:HB2	1.93	0.51
1:D:417:GLY:HA3	3:D:6222:HOH:O	2.09	0.51
1:E:189:LYS:CD	1:H:192:LYS:HB3	2.38	0.51

*Continued on next page...*

*Continued from previous page...*

Atom-1	Atom-2	Interatomic distance (Å)	Clash overlap (Å)
1:E:244:VAL:HG13	1:E:245:PRO:CD	2.36	0.51
1:F:60:ILE:HG23	1:F:61:GLU:N	2.20	0.51
1:F:139:GLN:HB2	3:F:6014:HOH:O	2.10	0.51
1:G:135:ILE:HD12	1:G:136:LYS:N	2.25	0.51
1:G:448:SER:HB3	1:G:451:ASP:OD2	2.11	0.51
1:H:126:MET:SD	1:H:200:ASN:HB3	2.50	0.51
1:I:206:ILE:HD11	1:I:216:LYS:HE3	1.91	0.51
1:I:207:PRO:CD	1:I:210:ASP:HA	2.40	0.51
1:I:423:LEU:HB2	3:I:6103:HOH:O	2.10	0.51
1:J:207:PRO:HA	1:J:220:ASN:HB2	1.92	0.51
1:J:240:GLU:CG	3:J:6181:HOH:O	2.58	0.51
1:K:396:LEU:O	1:K:400:SER:O	2.28	0.51
1:L:63:ILE:HB	3:L:6038:HOH:O	2.10	0.51
1:L:151:ILE:HB	1:L:159:VAL:CG2	2.41	0.51
1:M:124:LEU:HD22	1:M:203:ILE:HD11	1.91	0.51
1:N:189:LYS:HZ1	1:W:192:LYS:CA	2.22	0.51
1:N:189:LYS:NZ	1:W:192:LYS:CB	2.73	0.51
1:O:189:LYS:NZ	1:R:192:LYS:N	2.53	0.51
1:P:389:ILE:HG12	1:P:431:ILE:HD12	1.91	0.51
1:Q:57:TYR:N	1:Q:75:LYS:HG3	2.25	0.51
1:Q:59:ASN:HB3	1:Q:77:TYR:O	2.10	0.51
1:Q:128:GLU:OE1	1:Q:197:GLU:OE2	2.28	0.51
1:Q:192:LYS:C	1:T:189:LYS:NZ	2.63	0.51
1:S:138:TYR:CZ	1:S:194:ILE:HG13	2.46	0.51
1:S:358:ARG:O	1:S:359:ASN:HB2	2.10	0.51
1:U:308:LYS:O	1:U:312:ASN:HB2	2.09	0.51
1:V:301:GLY:O	1:V:302:ALA:HB3	2.10	0.51
1:W:358:ARG:O	1:W:359:ASN:HB2	2.11	0.51
1:X:34:PHE:O	1:X:38:CYS:SG	2.68	0.51
1:A:128:GLU:OE1	1:A:197:GLU:HB3	2.10	0.51
1:B:85:LEU:HD12	1:B:86:ILE:N	2.25	0.51
1:B:159:VAL:HA	3:B:6131:HOH:O	2.09	0.51
1:C:57:TYR:N	1:C:75:LYS:HG3	2.25	0.51
1:C:59:ASN:HB3	1:C:77:TYR:O	2.11	0.51
1:C:192:LYS:HB3	1:F:189:LYS:CE	2.40	0.51
1:C:459:TYR:O	1:C:462:PHE:HB3	2.10	0.51
1:D:196:GLY:C	1:D:197:GLU:CD	2.69	0.51
1:D:411:VAL:HG12	1:D:412:ASP:N	2.24	0.51
1:G:206:ILE:O	1:G:206:ILE:HG12	2.11	0.51
1:H:112:ASP:C	1:H:241:LEU:HB2	2.29	0.51
1:I:124:LEU:H	1:I:124:LEU:CD2	2.15	0.51

*Continued on next page...*

*Continued from previous page...*

Atom-1	Atom-2	Interatomic distance (Å)	Clash overlap (Å)
1:I:126:MET:SD	1:I:200:ASN:HB3	2.50	0.51
1:J:297:VAL:HG22	1:K:379:SER:HA	1.92	0.51
1:K:28:GLY:O	1:K:32:LYS:HD3	2.10	0.51
1:K:271:TYR:O	1:K:274:PHE:HB3	2.11	0.51
1:L:96:TYR:HB3	3:L:6143:HOH:O	2.09	0.51
1:L:101:ILE:HD12	1:L:428:MET:CE	2.40	0.51
1:N:370:ASN:N	3:N:6273:HOH:O	2.41	0.51
1:O:10:LYS:CD	1:O:10:LYS:H	2.22	0.51
1:O:218:LYS:O	1:O:221:ILE:HG22	2.11	0.51
1:P:159:VAL:HA	3:P:6071:HOH:O	2.08	0.51
1:R:207:PRO:CG	1:R:210:ASP:HA	2.39	0.51
1:T:33:ASN:OD1	3:T:6096:HOH:O	2.19	0.51
1:T:274:PHE:HD2	3:T:6156:HOH:O	1.92	0.51
1:U:385:ASN:HB3	1:U:387:GLU:OE2	2.10	0.51
1:V:60:ILE:HG23	1:V:61:GLU:N	2.21	0.51
1:V:362:TYR:HA	3:V:6150:HOH:O	2.10	0.51
1:V:371:LYS:HB2	1:X:115:GLN:OE1	2.11	0.51
1:W:71:LYS:HG3	1:W:72:GLU:H	1.76	0.51
1:W:207:PRO:HB3	1:W:216:LYS:CB	2.31	0.51
1:W:423:LEU:HG	3:W:6120:HOH:O	2.10	0.51
1:X:71:LYS:HG3	1:X:72:GLU:H	1.74	0.51
1:B:127:LEU:HD22	1:B:201:ILE:HG21	1.91	0.51
1:B:145:LEU:HD22	1:B:173:GLY:HA2	1.92	0.51
1:B:330:ARG:HH21	1:D:328:LYS:NZ	2.07	0.51
1:C:206:ILE:HG13	1:C:216:LYS:CB	2.41	0.51
1:D:214:LYS:HG3	3:D:6223:HOH:O	2.09	0.51
1:F:57:TYR:N	1:F:75:LYS:HG3	2.26	0.51
1:F:207:PRO:HB3	1:F:216:LYS:CB	2.33	0.51
1:F:311:GLU:HB3	1:G:330:ARG:HH11	1.74	0.51
1:G:297:VAL:HG22	1:H:379:SER:HA	1.92	0.51
1:G:304:GLY:N	1:G:306:GLN:HG3	2.24	0.51
1:G:459:TYR:O	1:G:462:PHE:HB3	2.09	0.51
3:G:6024:HOH:O	1:H:371:LYS:HD2	2.10	0.51
1:H:186:LEU:HD23	1:H:187:GLU:N	2.26	0.51
1:J:71:LYS:HG3	1:J:72:GLU:H	1.75	0.51
1:K:71:LYS:HG3	1:K:72:GLU:H	1.75	0.51
1:K:95:LEU:HD22	1:K:95:LEU:N	2.25	0.51
1:K:105:HIS:HA	1:K:292:VAL:O	2.11	0.51
1:K:175:SER:N	3:K:6036:HOH:O	2.19	0.51
1:K:218:LYS:O	1:K:221:ILE:HG22	2.10	0.51
1:K:304:GLY:N	1:K:306:GLN:HG3	2.26	0.51

*Continued on next page...*



*Continued from previous page...*

Atom-1	Atom-2	Interatomic distance (Å)	Clash overlap (Å)
1:K:422:ILE:HD11	3:K:6241:HOH:O	2.10	0.51
1:L:85:LEU:HD12	1:L:86:ILE:N	2.25	0.51
1:M:71:LYS:HG3	1:M:72:GLU:H	1.75	0.51
1:N:88:PHE:HB3	3:N:6257:HOH:O	2.11	0.51
1:N:328:LYS:NZ	1:O:328:LYS:HG3	2.24	0.51
1:O:30:ARG:O	1:O:30:ARG:HD3	2.10	0.51
1:O:396:LEU:O	1:O:400:SER:O	2.27	0.51
1:P:207:PRO:CG	1:P:210:ASP:HA	2.40	0.51
1:S:178:LEU:HA	3:V:6178:HOH:O	2.10	0.51
1:S:207:PRO:CG	1:S:210:ASP:HA	2.39	0.51
1:T:34:PHE:O	1:T:38:CYS:SG	2.68	0.51
1:T:114:LYS:O	1:T:117:PRO:HD3	2.09	0.51
1:U:196:GLY:C	1:U:197:GLU:CD	2.68	0.51
1:V:218:LYS:O	1:V:221:ILE:HG22	2.09	0.51
1:X:60:ILE:HG23	1:X:61:GLU:N	2.21	0.51
1:X:301:GLY:O	1:X:302:ALA:HB3	2.10	0.51
1:X:385:ASN:HB3	1:X:387:GLU:OE2	2.10	0.51
1:A:85:LEU:HD12	1:A:86:ILE:H	1.75	0.51
1:B:150:VAL:H	1:B:240:GLU:HB3	1.76	0.51
1:B:373:THR:HB	3:B:6184:HOH:O	2.11	0.51
1:C:45:VAL:HG13	3:C:6197:HOH:O	2.11	0.51
1:C:113:LEU:O	1:C:241:LEU:CD2	2.51	0.51
1:C:358:ARG:O	1:C:359:ASN:HB2	2.09	0.51
1:C:385:ASN:HB3	1:C:387:GLU:OE2	2.10	0.51
1:D:186:LEU:HD23	1:D:187:GLU:H	1.74	0.51
1:E:30:ARG:O	1:E:30:ARG:HD3	2.10	0.51
1:E:110:ARG:NH1	3:E:6058:HOH:O	2.43	0.51
1:F:150:VAL:H	1:F:240:GLU:HB3	1.76	0.51
1:F:151:ILE:HB	1:F:159:VAL:CG2	2.41	0.51
1:F:192:LYS:HA	1:F:192:LYS:HZ2	1.75	0.51
1:F:389:ILE:HG12	1:F:431:ILE:HD12	1.92	0.51
1:G:196:GLY:O	1:G:197:GLU:OE2	2.27	0.51
1:H:465:ASN:HA	3:H:6188:HOH:O	2.09	0.51
1:I:196:GLY:C	1:I:197:GLU:CD	2.68	0.51
1:I:390:ALA:HA	1:I:393:ARG:HD3	1.92	0.51
1:J:459:TYR:O	1:J:462:PHE:HB3	2.10	0.51
1:L:196:GLY:C	1:L:197:GLU:CD	2.68	0.51
1:M:301:GLY:O	1:M:302:ALA:HB3	2.10	0.51
1:M:342:ASP:HB2	3:M:6177:HOH:O	2.11	0.51
1:N:139:GLN:NE2	3:N:6207:HOH:O	2.29	0.51
3:N:6241:HOH:O	1:O:411:VAL:HG23	2.10	0.51

*Continued on next page...*

*Continued from previous page...*

Atom-1	Atom-2	Interatomic distance (Å)	Clash overlap (Å)
1:Q:128:GLU:OE1	1:Q:197:GLU:HB3	2.10	0.51
1:R:301:GLY:O	1:R:302:ALA:HB3	2.10	0.51
1:S:137:LYS:HE3	1:V:182:ALA:CB	2.41	0.51
1:S:196:GLY:HA3	1:T:411:VAL:HG21	1.91	0.51
1:T:136:LYS:NZ	3:T:6159:HOH:O	2.41	0.51
1:U:135:ILE:HD12	1:U:136:LYS:N	2.25	0.51
1:W:230:ASP:HA	3:W:6086:HOH:O	2.10	0.51
1:A:207:PRO:CG	1:A:210:ASP:HA	2.40	0.51
1:C:141:VAL:HG23	3:C:6051:HOH:O	2.09	0.51
1:C:202:LEU:HD13	1:C:221:ILE:CB	2.39	0.51
1:D:207:PRO:CG	1:D:210:ASP:HA	2.41	0.51
1:D:386:PRO:HD2	3:D:6030:HOH:O	2.09	0.51
1:D:396:LEU:O	1:D:400:SER:O	2.29	0.51
1:E:85:LEU:HD12	1:E:86:ILE:N	2.26	0.51
1:E:206:ILE:HD12	3:E:6120:HOH:O	2.11	0.51
1:E:385:ASN:HB3	1:E:387:GLU:OE2	2.11	0.51
1:E:400:SER:OG	1:E:401:VAL:N	2.44	0.51
1:E:459:TYR:O	1:E:462:PHE:HB3	2.10	0.51
1:F:135:ILE:HD12	1:F:136:LYS:N	2.24	0.51
1:F:224:ILE:CG2	3:F:6094:HOH:O	2.57	0.51
1:H:17:ASP:C	1:H:19:LYS:N	2.64	0.51
1:H:83:LYS:HD2	3:H:6035:HOH:O	2.10	0.51
1:J:57:TYR:N	1:J:75:LYS:HG3	2.26	0.51
1:J:203:ILE:O	1:J:204:GLY:C	2.48	0.51
1:J:207:PRO:CG	1:J:210:ASP:HA	2.41	0.51
1:L:71:LYS:HG3	1:L:72:GLU:H	1.75	0.51
1:M:60:ILE:HG13	1:M:61:GLU:HG2	1.91	0.51
1:M:189:LYS:NZ	1:P:192:LYS:CA	2.73	0.51
1:M:207:PRO:HA	1:M:220:ASN:HB2	1.93	0.51
1:N:30:ARG:O	1:N:30:ARG:HD3	2.11	0.51
1:N:128:GLU:CD	1:N:197:GLU:HB3	2.30	0.51
1:N:203:ILE:O	1:N:204:GLY:C	2.48	0.51
1:O:186:LEU:HD23	1:O:187:GLU:N	2.26	0.51
1:P:112:ASP:C	1:P:241:LEU:HB2	2.31	0.51
1:P:390:ALA:HA	1:P:393:ARG:HD3	1.93	0.51
1:T:241:LEU:HD12	1:T:241:LEU:N	2.26	0.51
1:U:30:ARG:O	1:U:30:ARG:HD3	2.10	0.51
1:W:85:LEU:HD12	1:W:86:ILE:N	2.25	0.51
1:W:128:GLU:OE1	1:W:197:GLU:OE2	2.27	0.51
1:X:127:LEU:HD13	1:X:201:ILE:HD13	1.93	0.51
1:X:128:GLU:OE1	1:X:196:GLY:O	2.29	0.51

*Continued on next page...*

*Continued from previous page...*

Atom-1	Atom-2	Interatomic distance (Å)	Clash overlap (Å)
1:X:151:ILE:HB	1:X:159:VAL:CG2	2.40	0.51
1:X:448:SER:HB3	1:X:451:ASP:OD2	2.10	0.51
1:B:113:LEU:O	1:B:241:LEU:CD2	2.52	0.51
1:B:207:PRO:CG	1:B:210:ASP:HA	2.41	0.51
1:C:196:GLY:O	1:C:197:GLU:OE2	2.27	0.51
1:D:463:LEU:CD2	1:D:464:ASN:H	2.16	0.51
1:E:192:LYS:CA	1:H:189:LYS:NZ	2.73	0.51
1:E:192:LYS:C	1:H:189:LYS:HZ1	2.14	0.51
1:E:331:LYS:HE3	3:E:6193:HOH:O	2.10	0.51
1:F:358:ARG:O	1:F:359:ASN:HB2	2.11	0.51
1:G:58:ARG:HB3	3:G:6045:HOH:O	2.10	0.51
1:G:396:LEU:O	1:G:400:SER:O	2.28	0.51
1:I:101:ILE:HD12	1:I:428:MET:CE	2.40	0.51
1:J:385:ASN:HB3	1:J:387:GLU:OE2	2.11	0.51
1:K:101:ILE:HD12	1:K:428:MET:CE	2.41	0.51
1:K:411:VAL:HG12	1:K:412:ASP:N	2.26	0.51
1:L:135:ILE:HD12	1:L:136:LYS:N	2.25	0.51
1:N:95:LEU:HD22	1:N:95:LEU:N	2.25	0.51
1:O:397:SER:HB3	3:O:6090:HOH:O	2.10	0.51
1:P:449:LYS:HA	1:P:452:ILE:HD12	1.93	0.51
1:Q:124:LEU:HD22	1:Q:203:ILE:HD11	1.92	0.51
1:S:117:PRO:HA	1:S:128:GLU:HB2	1.93	0.51
1:T:135:ILE:HD12	1:T:136:LYS:N	2.26	0.51
1:U:139:GLN:NE2	3:U:6176:HOH:O	2.44	0.51
1:V:135:ILE:HD12	1:V:136:LYS:N	2.26	0.51
1:V:376:ARG:HD2	1:X:136:LYS:CE	2.41	0.51
1:W:153:LYS:HB2	1:W:155:ASP:OD2	2.10	0.51
1:W:207:PRO:CG	1:W:210:ASP:HA	2.40	0.51
1:X:208:LEU:HD13	1:X:223:LYS:CD	2.40	0.51
1:X:304:GLY:N	1:X:306:GLN:HG3	2.24	0.51
1:A:59:ASN:HB3	1:A:77:TYR:O	2.11	0.51
1:A:290:ILE:O	1:A:291:LEU:HD23	2.11	0.51
1:A:430:VAL:HG12	1:A:431:ILE:N	2.25	0.51
1:B:135:ILE:HD12	1:B:136:LYS:N	2.26	0.51
1:B:203:ILE:O	1:B:204:GLY:C	2.49	0.51
1:B:301:GLY:O	1:B:302:ALA:HB3	2.10	0.51
1:C:282:ASN:HA	3:C:6180:HOH:O	2.11	0.51
1:D:34:PHE:O	1:D:38:CYS:SG	2.68	0.51
1:E:295:GLU:HG2	3:E:6220:HOH:O	2.10	0.51
1:E:411:VAL:HG12	1:E:412:ASP:N	2.26	0.51
1:G:127:LEU:HD13	1:G:201:ILE:HD13	1.93	0.51

*Continued on next page...*

*Continued from previous page...*

Atom-1	Atom-2	Interatomic distance (Å)	Clash overlap (Å)
1:H:208:LEU:HD13	1:H:223:LYS:CD	2.40	0.51
1:I:459:TYR:O	1:I:462:PHE:HB3	2.10	0.51
1:J:348:ASP:HB3	3:J:6151:HOH:O	2.11	0.51
1:K:127:LEU:HD13	1:K:201:ILE:HD13	1.93	0.51
1:K:244:VAL:HG13	1:K:245:PRO:CD	2.40	0.51
1:M:151:ILE:O	1:M:159:VAL:HG22	2.11	0.51
1:M:207:PRO:HB3	1:M:216:LYS:CB	2.32	0.51
1:N:141:VAL:O	1:N:143:LEU:N	2.44	0.51
1:R:30:ARG:O	1:R:30:ARG:HD3	2.09	0.51
1:R:186:LEU:HD23	1:R:187:GLU:N	2.25	0.51
1:S:113:LEU:O	1:S:241:LEU:CD2	2.52	0.51
1:S:328:LYS:HZ1	1:T:330:ARG:HH21	1.59	0.51
1:T:301:GLY:O	1:T:302:ALA:HB3	2.09	0.51
1:U:139:GLN:HG2	3:U:6045:HOH:O	2.10	0.51
1:V:101:ILE:HD12	1:V:428:MET:CE	2.41	0.51
1:X:153:LYS:HB2	1:X:155:ASP:OD2	2.10	0.51
1:X:207:PRO:CG	1:X:210:ASP:HA	2.41	0.51
1:A:42:ARG:N	3:A:6135:HOH:O	2.44	0.51
1:B:189:LYS:NZ	1:K:192:LYS:N	2.50	0.51
1:C:153:LYS:HB2	1:C:155:ASP:OD2	2.11	0.51
1:E:95:LEU:HD22	1:E:95:LEU:N	2.26	0.51
1:E:145:LEU:HD22	1:E:173:GLY:HA2	1.93	0.51
1:E:146:ALA:HB2	1:E:246:ALA:HB2	1.93	0.51
1:G:151:ILE:HB	1:G:159:VAL:CG2	2.41	0.51
1:I:33:ASN:ND2	3:I:6156:HOH:O	2.38	0.51
1:I:203:ILE:O	1:I:204:GLY:C	2.48	0.51
1:J:50:LYS:HD3	3:J:6106:HOH:O	2.09	0.51
1:J:117:PRO:HA	1:J:128:GLU:HB2	1.93	0.51
1:K:297:VAL:HG22	1:L:379:SER:HA	1.92	0.51
1:K:360:SER:HA	3:K:6081:HOH:O	2.11	0.51
1:K:463:LEU:CD2	1:K:464:ASN:H	2.09	0.51
1:L:186:LEU:HD23	1:L:187:GLU:H	1.75	0.51
1:M:47:GLU:HB3	3:M:6073:HOH:O	2.11	0.51
1:M:271:TYR:O	1:M:274:PHE:HB3	2.11	0.51
1:N:195:GLU:HB3	3:N:6226:HOH:O	2.10	0.51
1:N:206:ILE:HB	1:N:217:VAL:HG22	1.92	0.51
1:N:363:LEU:HD22	1:W:203:ILE:HG12	1.92	0.51
1:O:207:PRO:HA	1:O:220:ASN:HB2	1.93	0.51
1:O:262:TYR:HB2	3:O:6076:HOH:O	2.11	0.51
1:O:390:ALA:HA	1:O:393:ARG:HD3	1.92	0.51
1:P:128:GLU:OE1	1:P:197:GLU:OE2	2.28	0.51

*Continued on next page...*

*Continued from previous page...*

Atom-1	Atom-2	Interatomic distance (Å)	Clash overlap (Å)
1:R:54:LYS:HB3	3:R:6145:HOH:O	2.10	0.51
1:R:207:PRO:HA	1:R:220:ASN:HB2	1.93	0.51
1:R:448:SER:O	1:R:452:ILE:HG13	2.11	0.51
1:S:59:ASN:O	1:S:61:GLU:N	2.44	0.51
1:T:112:ASP:C	1:T:241:LEU:HB2	2.31	0.51
1:U:11:ASN:ND2	1:U:14:ASP:OD2	2.44	0.51
1:U:150:VAL:H	1:U:240:GLU:HB3	1.76	0.51
1:V:59:ASN:O	1:V:61:GLU:N	2.44	0.51
1:V:96:TYR:HB3	3:V:6132:HOH:O	2.11	0.51
1:V:369:PHE:HE2	1:V:392:LEU:HD13	1.76	0.51
1:V:411:VAL:HG23	3:X:6063:HOH:O	2.11	0.51
1:W:192:LYS:HA	1:W:192:LYS:HZ2	1.76	0.51
1:W:364:GLY:HA3	3:W:6071:HOH:O	2.11	0.51
1:W:385:ASN:HB3	1:W:387:GLU:OE2	2.11	0.51
1:B:189:LYS:HZ3	1:K:193:VAL:HG23	1.76	0.51
1:C:131:TYR:O	1:D:377:GLY:HA2	2.11	0.51
1:C:203:ILE:O	1:C:204:GLY:C	2.49	0.51
1:C:389:ILE:HG12	1:C:431:ILE:HD12	1.93	0.51
1:H:24:VAL:HG11	3:H:6119:HOH:O	2.10	0.51
1:I:114:LYS:O	1:I:117:PRO:HD3	2.11	0.51
1:I:153:LYS:HE3	1:I:230:ASP:O	2.11	0.51
1:I:328:LYS:HD2	1:I:330:ARG:NE	2.25	0.51
1:J:196:GLY:C	1:J:197:GLU:CD	2.68	0.51
1:J:463:LEU:HG	3:J:6163:HOH:O	2.11	0.51
1:K:85:LEU:HD12	1:K:86:ILE:H	1.76	0.51
1:K:114:LYS:O	1:K:117:PRO:HD3	2.10	0.51
1:L:59:ASN:O	1:L:61:GLU:N	2.44	0.51
1:M:101:ILE:HD12	1:M:428:MET:CE	2.41	0.51
1:N:227:GLU:HA	3:N:6041:HOH:O	2.11	0.51
1:O:358:ARG:O	1:O:359:ASN:HB2	2.09	0.51
1:O:449:LYS:HA	1:O:452:ILE:HD12	1.92	0.51
1:P:14:ASP:HB2	3:P:6240:HOH:O	2.10	0.51
1:P:271:TYR:O	1:P:274:PHE:HB3	2.10	0.51
1:P:304:GLY:N	1:P:306:GLN:HG3	2.25	0.51
1:R:59:ASN:HB3	1:R:77:TYR:O	2.11	0.51
1:R:290:ILE:O	1:R:291:LEU:HD23	2.11	0.51
1:S:112:ASP:C	1:S:241:LEU:HB2	2.30	0.51
1:S:152:VAL:N	3:S:6156:HOH:O	2.44	0.51
1:S:339:LEU:C	3:S:6123:HOH:O	2.49	0.51
1:S:390:ALA:HA	1:S:393:ARG:HD3	1.93	0.51
1:T:71:LYS:HG3	1:T:72:GLU:H	1.74	0.51

*Continued on next page...*

*Continued from previous page...*

Atom-1	Atom-2	Interatomic distance (Å)	Clash overlap (Å)
1:T:207:PRO:CD	1:T:210:ASP:HA	2.41	0.51
1:T:265:ASP:OD2	1:T:440:MSE:HE3	2.11	0.51
1:T:289:THR:HB	3:T:6087:HOH:O	2.10	0.51
1:V:71:LYS:HG3	1:V:72:GLU:H	1.76	0.51
1:V:207:PRO:CG	1:V:210:ASP:HA	2.41	0.51
1:W:150:VAL:H	1:W:240:GLU:HB3	1.76	0.51
3:W:6125:HOH:O	1:X:327:LEU:HB3	2.11	0.51
1:X:196:GLY:C	1:X:197:GLU:CD	2.69	0.51
1:X:459:TYR:O	1:X:462:PHE:HB3	2.11	0.51
1:A:117:PRO:HA	1:A:128:GLU:HB2	1.93	0.50
1:A:186:LEU:CB	3:A:6005:HOH:O	2.59	0.50
1:B:177:ILE:HG12	1:K:351:TYR:CG	2.46	0.50
1:C:116:ASN:HD21	1:D:405:THR:CG2	2.24	0.50
1:C:207:PRO:CG	1:C:210:ASP:HA	2.41	0.50
1:C:354:VAL:HG21	1:F:181:LEU:HB3	1.93	0.50
1:D:290:ILE:O	1:D:291:LEU:HD23	2.11	0.50
1:F:208:LEU:HD13	1:F:223:LYS:HG3	1.93	0.50
1:G:29:ASP:HB2	3:G:6198:HOH:O	2.10	0.50
1:G:85:LEU:HD12	1:G:86:ILE:H	1.76	0.50
1:G:112:ASP:C	1:G:241:LEU:HB2	2.30	0.50
1:H:128:GLU:OE1	1:H:196:GLY:O	2.28	0.50
1:I:117:PRO:HA	1:I:128:GLU:HB2	1.93	0.50
1:I:326:GLU:HB3	3:I:6045:HOH:O	2.09	0.50
1:L:29:ASP:O	1:L:31:PHE:N	2.44	0.50
1:L:389:ILE:HG12	1:L:431:ILE:HD12	1.92	0.50
1:M:65:ALA:HB2	3:M:6157:HOH:O	2.11	0.50
1:M:206:ILE:HG13	1:M:216:LYS:CB	2.41	0.50
1:N:105:HIS:HE1	3:N:6074:HOH:O	1.94	0.50
1:N:153:LYS:HB2	1:N:155:ASP:OD2	2.11	0.50
1:N:328:LYS:HD2	1:N:330:ARG:NE	2.27	0.50
1:O:40:THR:HG21	1:O:45:VAL:HA	1.93	0.50
1:O:448:SER:O	1:O:452:ILE:HG13	2.11	0.50
1:O:449:LYS:N	3:O:6146:HOH:O	2.43	0.50
1:P:71:LYS:HG3	1:P:72:GLU:H	1.76	0.50
1:P:236:PHE:HB2	3:P:6167:HOH:O	2.11	0.50
1:Q:203:ILE:O	1:Q:204:GLY:C	2.50	0.50
1:Q:395:ILE:C	1:Q:397:SER:H	2.14	0.50
1:R:34:PHE:O	1:R:38:CYS:SG	2.68	0.50
1:R:69:THR:HA	3:R:6086:HOH:O	2.11	0.50
1:R:206:ILE:HG13	1:R:216:LYS:CB	2.41	0.50
1:R:207:PRO:CD	1:R:210:ASP:HA	2.41	0.50

*Continued on next page...*

*Continued from previous page...*

Atom-1	Atom-2	Interatomic distance (Å)	Clash overlap (Å)
1:S:181:LEU:HB3	1:V:354:VAL:CG2	2.42	0.50
1:S:290:ILE:O	1:S:291:LEU:HD23	2.11	0.50
1:S:304:GLY:N	1:S:306:GLN:HG3	2.25	0.50
3:S:6127:HOH:O	1:V:136:LYS:HG2	2.11	0.50
1:U:57:TYR:N	1:U:75:LYS:HG3	2.25	0.50
1:U:207:PRO:HA	1:U:220:ASN:HB2	1.93	0.50
1:U:304:GLY:N	1:U:306:GLN:HG3	2.26	0.50
1:W:28:GLY:O	1:W:32:LYS:HD3	2.11	0.50
1:W:59:ASN:O	1:W:61:GLU:N	2.45	0.50
1:X:59:ASN:HB3	1:X:77:TYR:O	2.11	0.50
1:B:117:PRO:HA	1:B:128:GLU:HB2	1.93	0.50
1:B:151:ILE:HB	1:B:159:VAL:CG2	2.41	0.50
1:B:459:TYR:O	1:B:462:PHE:HB3	2.11	0.50
1:C:203:ILE:HD13	1:F:258:MET:HE1	1.93	0.50
1:C:208:LEU:HD13	1:C:223:LYS:CD	2.42	0.50
1:E:59:ASN:O	1:E:61:GLU:N	2.44	0.50
1:E:202:LEU:HD13	1:E:221:ILE:CB	2.39	0.50
1:E:305:MET:HA	3:E:6069:HOH:O	2.10	0.50
1:E:358:ARG:O	1:E:359:ASN:HB2	2.11	0.50
1:F:301:GLY:O	1:F:302:ALA:HB3	2.10	0.50
1:H:151:ILE:O	1:H:159:VAL:HG22	2.11	0.50
1:I:30:ARG:O	1:I:30:ARG:HD3	2.11	0.50
1:I:59:ASN:HB3	1:I:77:TYR:O	2.10	0.50
1:J:330:ARG:NH1	1:L:311:GLU:HA	2.26	0.50
1:J:366:GLY:HA2	3:J:6097:HOH:O	2.11	0.50
1:K:222:MET:HG2	1:L:6:LEU:CD2	2.41	0.50
1:L:201:ILE:HG13	1:L:202:LEU:CD2	2.42	0.50
1:M:153:LYS:HA	3:M:6041:HOH:O	2.11	0.50
1:M:254:PHE:HB3	1:P:221:ILE:HD11	1.94	0.50
1:N:358:ARG:NH1	1:N:358:ARG:HB2	2.27	0.50
1:O:57:TYR:N	1:O:75:LYS:HG3	2.26	0.50
1:O:196:GLY:O	1:O:197:GLU:OE2	2.28	0.50
1:O:202:LEU:HD13	1:O:221:ILE:CB	2.39	0.50
1:O:389:ILE:HG12	1:O:431:ILE:HD12	1.92	0.50
1:P:151:ILE:HB	1:P:159:VAL:CG2	2.41	0.50
1:S:192:LYS:C	1:V:189:LYS:NZ	2.65	0.50
1:T:59:ASN:HB3	1:T:77:TYR:O	2.11	0.50
1:T:124:LEU:HD22	1:T:203:ILE:HD11	1.93	0.50
1:T:203:ILE:O	1:T:204:GLY:C	2.49	0.50
1:U:29:ASP:O	1:U:31:PHE:N	2.43	0.50
1:V:271:TYR:O	1:V:274:PHE:HB3	2.12	0.50

*Continued on next page...*

*Continued from previous page...*

Atom-1	Atom-2	Interatomic distance (Å)	Clash overlap (Å)
1:V:389:ILE:HG12	1:V:431:ILE:HD12	1.93	0.50
1:X:112:ASP:C	1:X:241:LEU:HB2	2.31	0.50
1:X:234:GLU:C	1:X:236:PHE:H	2.15	0.50
1:A:254:PHE:HB3	1:D:221:ILE:HD11	1.92	0.50
1:A:338:MET:CG	1:A:339:LEU:N	2.74	0.50
1:A:412:ASP:HB2	3:I:6142:HOH:O	2.12	0.50
1:C:117:PRO:HA	1:C:128:GLU:HB2	1.93	0.50
1:C:207:PRO:HA	1:C:220:ASN:HB2	1.92	0.50
1:D:410:LYS:CD	3:D:6122:HOH:O	2.59	0.50
1:E:128:GLU:OE1	1:E:196:GLY:O	2.29	0.50
1:E:354:VAL:HG21	1:H:181:LEU:HB3	1.93	0.50
1:E:390:ALA:HA	1:E:393:ARG:HD3	1.92	0.50
1:F:128:GLU:OE1	1:F:197:GLU:HB3	2.12	0.50
1:L:128:GLU:OE1	1:L:197:GLU:OE2	2.29	0.50
1:L:150:VAL:H	1:L:240:GLU:HB3	1.77	0.50
1:M:189:LYS:HZ1	1:P:192:LYS:CA	2.24	0.50
1:M:389:ILE:HG12	1:M:431:ILE:HD12	1.92	0.50
1:N:112:ASP:C	1:N:241:LEU:HB2	2.30	0.50
1:O:207:PRO:CG	1:O:210:ASP:HA	2.40	0.50
1:P:18:ASP:HB2	1:P:21:LEU:HD12	1.94	0.50
1:P:124:LEU:CB	1:P:203:ILE:HD12	2.28	0.50
1:P:127:LEU:HD22	1:P:201:ILE:HG21	1.92	0.50
1:P:203:ILE:O	1:P:204:GLY:C	2.49	0.50
1:Q:63:ILE:HG23	3:Q:6224:HOH:O	2.11	0.50
1:Q:201:ILE:HG13	1:Q:202:LEU:CD2	2.42	0.50
1:R:135:ILE:HD12	1:R:136:LYS:N	2.26	0.50
1:V:28:GLY:O	1:V:32:LYS:HD3	2.10	0.50
1:V:208:LEU:HD13	1:V:223:LYS:CD	2.41	0.50
1:W:196:GLY:O	1:W:197:GLU:OE2	2.29	0.50
1:W:411:VAL:HG12	1:W:412:ASP:N	2.26	0.50
1:X:95:LEU:HD22	1:X:95:LEU:N	2.25	0.50
1:X:204:GLY:C	1:X:206:ILE:HG22	2.32	0.50
1:X:411:VAL:HG12	1:X:412:ASP:N	2.26	0.50
1:B:189:LYS:HA	1:K:189:LYS:CB	2.39	0.50
1:B:254:PHE:HB3	1:K:221:ILE:HD11	1.93	0.50
1:C:101:ILE:HD12	1:C:428:MET:HE1	1.94	0.50
1:D:265:ASP:CB	3:D:6065:HOH:O	2.54	0.50
1:D:356:GLU:HA	3:D:6104:HOH:O	2.10	0.50
1:E:189:LYS:HZ2	1:H:193:VAL:HG23	1.73	0.50
1:E:192:LYS:CB	1:H:189:LYS:NZ	2.74	0.50
1:F:95:LEU:HD22	1:F:95:LEU:N	2.26	0.50

*Continued on next page...*



*Continued from previous page...*

Atom-1	Atom-2	Interatomic distance (Å)	Clash overlap (Å)
1:F:196:GLY:C	1:F:197:GLU:CD	2.70	0.50
1:F:196:GLY:O	1:F:197:GLU:OE2	2.28	0.50
1:F:411:VAL:HG12	1:F:412:ASP:N	2.26	0.50
1:G:150:VAL:H	1:G:240:GLU:HB3	1.77	0.50
1:G:196:GLY:C	1:G:197:GLU:CD	2.69	0.50
1:I:128:GLU:OE1	1:I:197:GLU:HB3	2.12	0.50
1:I:207:PRO:HA	1:I:220:ASN:HB2	1.94	0.50
1:J:29:ASP:O	1:J:31:PHE:N	2.43	0.50
1:J:208:LEU:HD13	1:J:223:LYS:CD	2.41	0.50
1:L:17:ASP:C	1:L:19:LYS:N	2.65	0.50
1:M:189:LYS:HA	1:P:189:LYS:CB	2.42	0.50
1:M:189:LYS:NZ	1:P:192:LYS:N	2.53	0.50
1:M:201:ILE:HG13	1:M:202:LEU:CD2	2.42	0.50
1:N:207:PRO:CG	1:N:210:ASP:HA	2.42	0.50
1:N:208:LEU:HD13	1:N:223:LYS:CD	2.41	0.50
1:O:146:ALA:HB2	1:O:246:ALA:HB2	1.93	0.50
1:O:206:ILE:HG13	1:O:216:LYS:CB	2.41	0.50
1:O:385:ASN:HB3	1:O:387:GLU:OE2	2.11	0.50
1:Q:207:PRO:CG	1:Q:210:ASP:HA	2.42	0.50
1:Q:207:PRO:HA	1:Q:220:ASN:HB2	1.94	0.50
1:Q:233:GLU:CB	1:U:6:LEU:HA	2.41	0.50
1:R:45:VAL:HG13	3:R:6212:HOH:O	2.11	0.50
1:R:59:ASN:O	1:R:61:GLU:N	2.45	0.50
1:T:127:LEU:HD22	1:T:201:ILE:HG21	1.93	0.50
1:V:17:ASP:C	1:V:19:LYS:N	2.65	0.50
1:V:33:ASN:OD1	3:V:6064:HOH:O	2.19	0.50
1:V:124:LEU:CB	1:V:203:ILE:HD12	2.28	0.50
1:X:124:LEU:HD23	1:X:124:LEU:N	2.19	0.50
1:A:95:LEU:HD22	1:A:95:LEU:N	2.26	0.50
1:A:271:TYR:O	1:A:274:PHE:HB3	2.11	0.50
1:A:389:ILE:HG12	1:A:431:ILE:HD12	1.92	0.50
1:C:34:PHE:HE1	1:C:250:ARG:HA	1.75	0.50
1:C:189:LYS:NZ	1:F:192:LYS:C	2.65	0.50
1:C:234:GLU:C	1:C:236:PHE:H	2.15	0.50
1:D:85:LEU:HD12	1:D:86:ILE:H	1.76	0.50
1:D:124:LEU:CB	1:D:203:ILE:HD12	2.30	0.50
1:D:206:ILE:HG13	1:D:216:LYS:CB	2.42	0.50
1:E:17:ASP:C	1:E:19:LYS:N	2.65	0.50
1:E:117:PRO:HA	1:E:128:GLU:HB2	1.94	0.50
1:E:195:GLU:OE2	1:E:198:ASP:HB3	2.11	0.50
1:E:203:ILE:HG12	1:H:363:LEU:HD22	1.93	0.50

*Continued on next page...*

*Continued from previous page...*

Atom-1	Atom-2	Interatomic distance (Å)	Clash overlap (Å)
1:E:206:ILE:HG13	1:E:216:LYS:CB	2.42	0.50
1:E:207:PRO:CD	1:E:210:ASP:HA	2.42	0.50
1:F:207:PRO:HA	1:F:220:ASN:HB2	1.94	0.50
1:F:328:LYS:HG3	1:H:328:LYS:HZ1	1.76	0.50
1:G:234:GLU:O	1:G:236:PHE:N	2.43	0.50
1:H:85:LEU:HD12	1:H:86:ILE:N	2.26	0.50
1:H:145:LEU:HD22	1:H:173:GLY:HA2	1.92	0.50
1:H:151:ILE:HB	1:H:159:VAL:CG2	2.41	0.50
1:H:207:PRO:CG	1:H:210:ASP:HA	2.41	0.50
1:I:192:LYS:N	1:L:189:LYS:NZ	2.56	0.50
1:J:53:GLU:OE2	1:J:53:GLU:HA	2.12	0.50
1:J:128:GLU:OE1	1:J:197:GLU:HB3	2.12	0.50
1:K:459:TYR:O	1:K:462:PHE:HB3	2.11	0.50
3:K:6112:HOH:O	1:L:358:ARG:HD2	2.10	0.50
3:K:6222:HOH:O	1:L:371:LYS:N	2.44	0.50
1:L:30:ARG:O	1:L:30:ARG:HD3	2.12	0.50
1:M:28:GLY:O	1:M:32:LYS:HD3	2.11	0.50
1:M:59:ASN:O	1:M:61:GLU:N	2.45	0.50
1:M:145:LEU:HD22	1:M:173:GLY:HA2	1.94	0.50
1:M:260:MET:HB3	3:M:6078:HOH:O	2.11	0.50
1:M:304:GLY:N	1:M:306:GLN:HG3	2.26	0.50
1:N:328:LYS:HE2	1:P:328:LYS:HZ1	1.76	0.50
1:O:11:ASN:OD1	1:O:12:ALA:N	2.44	0.50
1:O:34:PHE:HE1	1:O:250:ARG:HA	1.77	0.50
1:O:437:LEU:HB3	3:O:6175:HOH:O	2.12	0.50
1:S:145:LEU:HD22	1:S:173:GLY:HA2	1.92	0.50
1:S:150:VAL:H	1:S:240:GLU:HB3	1.77	0.50
1:S:153:LYS:HB2	1:S:155:ASP:OD2	2.12	0.50
1:S:195:GLU:OE2	1:S:198:ASP:HB3	2.12	0.50
1:U:71:LYS:HG3	1:U:72:GLU:H	1.77	0.50
1:V:95:LEU:HD22	1:V:95:LEU:N	2.26	0.50
1:W:40:THR:HG21	1:W:45:VAL:HA	1.93	0.50
1:X:207:PRO:CD	1:X:210:ASP:HA	2.42	0.50
1:A:59:ASN:O	1:A:61:GLU:N	2.45	0.50
1:A:131:TYR:O	1:E:377:GLY:HA2	2.12	0.50
1:A:459:TYR:O	1:A:462:PHE:HB3	2.11	0.50
1:B:139:GLN:CG	1:K:139:GLN:HG3	2.40	0.50
1:C:182:ALA:CB	1:F:137:LYS:HE3	2.41	0.50
1:D:151:ILE:HB	1:D:159:VAL:CG2	2.41	0.50
1:E:463:LEU:HD23	1:E:464:ASN:N	2.11	0.50
1:G:208:LEU:HD13	1:G:223:LYS:CD	2.42	0.50

*Continued on next page...*

*Continued from previous page...*

Atom-1	Atom-2	Interatomic distance (Å)	Clash overlap (Å)
1:H:59:ASN:O	1:H:61:GLU:N	2.45	0.50
1:I:189:LYS:NZ	1:L:192:LYS:C	2.65	0.50
1:J:95:LEU:HD22	1:J:95:LEU:N	2.27	0.50
1:K:385:ASN:HB3	1:K:387:GLU:OE2	2.12	0.50
1:M:34:PHE:O	1:M:38:CYS:SG	2.70	0.50
1:N:34:PHE:HE1	1:N:250:ARG:HA	1.76	0.50
1:O:59:ASN:O	1:O:61:GLU:N	2.44	0.50
1:Q:117:PRO:HA	1:Q:128:GLU:HB2	1.93	0.50
1:Q:126:MET:SD	1:Q:200:ASN:HB3	2.52	0.50
1:R:124:LEU:HD23	1:R:124:LEU:N	2.18	0.50
1:R:358:ARG:HB2	1:R:358:ARG:NH1	2.27	0.50
1:S:51:THR:HG23	3:S:6230:HOH:O	2.10	0.50
1:U:204:GLY:C	1:U:206:ILE:HG22	2.32	0.50
1:U:290:ILE:O	1:U:291:LEU:HD23	2.11	0.50
1:X:10:LYS:HB2	1:X:10:LYS:NZ	2.26	0.50
1:A:53:GLU:HA	1:A:53:GLU:OE2	2.12	0.50
1:A:411:VAL:HG12	1:A:412:ASP:N	2.26	0.50
1:B:196:GLY:C	1:B:197:GLU:CD	2.70	0.50
1:B:207:PRO:HA	1:B:220:ASN:HB2	1.92	0.50
1:C:195:GLU:HB3	3:C:6188:HOH:O	2.11	0.50
1:C:207:PRO:HB3	1:C:216:LYS:CB	2.34	0.50
1:D:390:ALA:HA	1:D:393:ARG:HD3	1.94	0.50
1:D:459:TYR:O	1:D:462:PHE:HB3	2.12	0.50
1:E:135:ILE:HD12	1:E:136:LYS:N	2.27	0.50
1:E:203:ILE:O	1:E:204:GLY:C	2.50	0.50
1:E:338:MET:HB2	1:E:428:MET:HE2	1.92	0.50
1:E:376:ARG:O	3:E:6083:HOH:O	2.20	0.50
1:F:85:LEU:HD12	1:F:86:ILE:N	2.27	0.50
1:G:207:PRO:CD	1:G:210:ASP:HA	2.42	0.50
1:H:290:ILE:O	1:H:291:LEU:HD23	2.12	0.50
1:H:382:ASN:HB3	3:H:6107:HOH:O	2.11	0.50
1:H:389:ILE:HG12	1:H:431:ILE:HD12	1.94	0.50
1:H:448:SER:O	1:H:452:ILE:HG13	2.11	0.50
1:I:153:LYS:HB2	1:I:155:ASP:OD2	2.11	0.50
1:K:207:PRO:CG	1:K:210:ASP:HA	2.42	0.50
1:M:17:ASP:C	1:M:19:LYS:N	2.65	0.50
1:M:34:PHE:HE1	1:M:250:ARG:HA	1.77	0.50
1:M:135:ILE:HD12	1:M:136:LYS:N	2.27	0.50
1:M:189:LYS:CB	1:P:189:LYS:HA	2.41	0.50
1:M:390:ALA:O	1:M:393:ARG:HB2	2.11	0.50
1:N:181:LEU:HB3	1:W:354:VAL:CG2	2.42	0.50

*Continued on next page...*

*Continued from previous page...*

Atom-1	Atom-2	Interatomic distance (Å)	Clash overlap (Å)
1:N:207:PRO:HA	1:N:220:ASN:HB2	1.93	0.50
1:N:411:VAL:HG12	1:N:412:ASP:N	2.27	0.50
1:N:459:TYR:O	1:N:462:PHE:HB3	2.11	0.50
1:O:137:LYS:HE3	1:R:182:ALA:CB	2.42	0.50
1:P:196:GLY:C	1:P:197:GLU:CD	2.71	0.50
1:P:226:ASN:HB2	3:P:6154:HOH:O	2.11	0.50
1:R:30:ARG:NH1	3:R:6065:HOH:O	2.43	0.50
1:R:95:LEU:HD22	1:R:95:LEU:N	2.26	0.50
1:R:117:PRO:HA	1:R:128:GLU:HB2	1.94	0.50
1:S:40:THR:HG21	1:S:45:VAL:HA	1.92	0.50
1:T:17:ASP:C	1:T:19:LYS:N	2.65	0.50
1:T:54:LYS:HB3	3:T:6101:HOH:O	2.11	0.50
1:T:369:PHE:HE2	1:T:392:LEU:HD13	1.77	0.50
1:T:431:ILE:HA	3:T:6118:HOH:O	2.12	0.50
1:U:221:ILE:HD11	1:X:254:PHE:HB3	1.92	0.50
1:V:330:ARG:HH11	1:X:311:GLU:HB3	1.77	0.50
1:V:381:CYS:O	1:X:300:ILE:HG12	2.12	0.50
1:W:153:LYS:HE3	1:W:230:ASP:O	2.10	0.50
1:X:196:GLY:O	1:X:197:GLU:OE2	2.30	0.50
1:X:234:GLU:O	1:X:236:PHE:N	2.42	0.50
1:A:255:ASP:OD2	1:D:202:LEU:HB2	2.12	0.50
1:B:189:LYS:NZ	1:K:192:LYS:CA	2.75	0.50
1:B:196:GLY:O	1:B:197:GLU:OE2	2.30	0.50
1:B:385:ASN:HB3	1:B:387:GLU:OE2	2.12	0.50
1:C:59:ASN:O	1:C:61:GLU:N	2.45	0.50
1:D:5:LEU:HD13	1:D:5:LEU:N	2.27	0.50
1:D:150:VAL:H	1:D:240:GLU:HB3	1.75	0.50
1:G:262:TYR:N	3:G:6021:HOH:O	2.40	0.50
1:H:80:ASN:HB2	1:H:308:LYS:CE	2.37	0.50
1:H:202:LEU:HG	1:H:202:LEU:O	2.11	0.50
1:I:40:THR:HG21	1:I:45:VAL:HA	1.94	0.50
1:I:271:TYR:O	1:I:274:PHE:HB3	2.12	0.50
1:I:449:LYS:HA	1:I:452:ILE:HD12	1.93	0.50
1:J:34:PHE:HE1	1:J:250:ARG:HA	1.76	0.50
1:K:31:PHE:HA	3:K:6031:HOH:O	2.12	0.50
1:L:204:GLY:C	1:L:206:ILE:HG22	2.33	0.50
1:L:206:ILE:HG13	1:L:216:LYS:CB	2.42	0.50
1:L:271:TYR:O	1:L:274:PHE:HB3	2.12	0.50
1:M:114:LYS:O	1:M:117:PRO:HD3	2.12	0.50
1:M:150:VAL:H	1:M:240:GLU:HB3	1.76	0.50
1:O:11:ASN:OD1	1:O:13:TRP:N	2.45	0.50

*Continued on next page...*

*Continued from previous page...*

Atom-1	Atom-2	Interatomic distance (Å)	Clash overlap (Å)
1:Q:17:ASP:C	1:Q:19:LYS:N	2.65	0.50
1:Q:290:ILE:O	1:Q:291:LEU:HD23	2.12	0.50
1:R:17:ASP:C	1:R:19:LYS:N	2.65	0.50
1:R:119:TYR:HB2	3:R:6140:HOH:O	2.12	0.50
1:S:192:LYS:HB3	1:V:189:LYS:CE	2.42	0.50
1:T:27:LEU:HD23	3:T:6123:HOH:O	2.11	0.50
1:T:113:LEU:O	1:T:241:LEU:CD2	2.52	0.50
1:T:138:TYR:CZ	1:T:194:ILE:HG13	2.47	0.50
1:T:151:ILE:O	1:T:159:VAL:HG22	2.11	0.50
1:T:326:GLU:HB2	3:T:6161:HOH:O	2.12	0.50
1:T:338:MET:HB2	1:T:428:MET:HE2	1.94	0.50
1:U:459:TYR:O	1:U:462:PHE:HB3	2.12	0.50
1:X:85:LEU:HD12	1:X:86:ILE:H	1.76	0.50
1:A:338:MET:HB2	1:A:428:MET:HE2	1.91	0.50
1:C:128:GLU:CD	1:C:197:GLU:HB3	2.32	0.50
1:C:196:GLY:C	1:C:197:GLU:CD	2.70	0.50
1:C:207:PRO:CD	1:C:210:ASP:HA	2.42	0.50
1:C:271:TYR:O	1:C:274:PHE:HB3	2.12	0.50
1:F:114:LYS:O	3:F:6020:HOH:O	2.19	0.50
1:F:153:LYS:HB2	1:F:155:ASP:OD2	2.11	0.50
1:I:71:LYS:HE3	3:I:6024:HOH:O	2.10	0.50
1:I:207:PRO:HB3	1:I:216:LYS:CB	2.34	0.50
1:I:221:ILE:HD11	1:L:254:PHE:HB3	1.94	0.50
1:I:269:CYS:SG	1:I:434:GLY:HA2	2.52	0.50
1:J:436:ALA:O	3:J:6248:HOH:O	2.19	0.50
1:K:60:ILE:HG23	1:K:61:GLU:N	2.23	0.50
1:K:203:ILE:O	1:K:204:GLY:C	2.49	0.50
1:L:396:LEU:O	1:L:400:SER:O	2.29	0.50
1:O:28:GLY:O	1:O:32:LYS:HD3	2.11	0.50
1:P:153:LYS:HB2	1:P:155:ASP:OD2	2.12	0.50
1:P:186:LEU:HD23	1:P:187:GLU:N	2.27	0.50
1:Q:29:ASP:O	1:Q:31:PHE:N	2.44	0.50
1:Q:153:LYS:HE3	1:Q:230:ASP:O	2.11	0.50
1:S:124:LEU:HD23	1:S:124:LEU:N	2.19	0.50
1:T:59:ASN:O	1:T:61:GLU:N	2.45	0.50
1:T:128:GLU:OE1	1:T:197:GLU:HB3	2.11	0.50
1:W:29:ASP:O	1:W:31:PHE:N	2.44	0.50
1:W:95:LEU:HD22	1:W:95:LEU:N	2.27	0.50
1:W:206:ILE:HG13	1:W:216:LYS:CB	2.41	0.50
1:X:290:ILE:O	1:X:291:LEU:HD23	2.12	0.50
1:A:17:ASP:C	1:A:19:LYS:N	2.65	0.49

*Continued on next page...*

*Continued from previous page...*

Atom-1	Atom-2	Interatomic distance (Å)	Clash overlap (Å)
1:A:186:LEU:HD23	1:A:187:GLU:N	2.26	0.49
1:A:189:LYS:HZ2	1:D:192:LYS:CB	2.23	0.49
3:A:6033:HOH:O	1:E:411:VAL:HG23	2.12	0.49
1:B:304:GLY:N	1:B:306:GLN:HG3	2.26	0.49
1:C:151:ILE:HB	1:C:159:VAL:CG2	2.42	0.49
1:C:396:LEU:O	1:C:400:SER:O	2.30	0.49
3:C:6034:HOH:O	1:D:358:ARG:HD2	2.12	0.49
3:E:6219:HOH:O	1:H:10:LYS:HD2	2.12	0.49
1:F:391:GLU:HG3	3:F:6229:HOH:O	2.12	0.49
1:F:460:SER:C	1:F:462:PHE:H	2.16	0.49
1:I:17:ASP:C	1:I:19:LYS:N	2.65	0.49
1:I:192:LYS:CB	1:L:189:LYS:NZ	2.74	0.49
1:I:204:GLY:C	1:I:206:ILE:HG22	2.32	0.49
1:J:151:ILE:O	1:J:159:VAL:HG22	2.12	0.49
1:J:241:LEU:HD12	1:J:241:LEU:N	2.27	0.49
1:K:124:LEU:HD23	1:K:124:LEU:N	2.19	0.49
1:K:206:ILE:HG13	1:K:216:LYS:CB	2.42	0.49
1:K:311:GLU:HB3	1:L:330:ARG:HH11	1.76	0.49
1:K:390:ALA:HA	1:K:393:ARG:HD3	1.94	0.49
1:K:390:ALA:O	1:K:393:ARG:HB2	2.12	0.49
1:L:241:LEU:HA	3:L:6092:HOH:O	2.12	0.49
1:L:391:GLU:O	1:L:395:ILE:HG13	2.12	0.49
1:M:124:LEU:CB	1:M:203:ILE:HD12	2.28	0.49
1:N:128:GLU:OE1	1:N:196:GLY:O	2.30	0.49
1:O:213:GLU:HG3	3:O:6145:HOH:O	2.12	0.49
1:O:271:TYR:O	1:O:274:PHE:HB3	2.11	0.49
1:O:390:ALA:O	1:O:393:ARG:HB2	2.12	0.49
1:P:358:ARG:O	1:P:359:ASN:HB2	2.11	0.49
1:Q:449:LYS:NZ	3:Q:6227:HOH:O	2.45	0.49
1:S:124:LEU:H	1:S:124:LEU:CD2	2.16	0.49
1:S:202:LEU:HD13	1:S:221:ILE:CB	2.40	0.49
1:S:202:LEU:HD22	1:S:221:ILE:CG1	2.42	0.49
1:S:206:ILE:HG13	1:S:216:LYS:CB	2.42	0.49
1:S:459:TYR:O	1:S:462:PHE:HB3	2.12	0.49
1:U:151:ILE:HB	1:U:159:VAL:CG2	2.42	0.49
1:U:241:LEU:HD12	1:U:241:LEU:N	2.27	0.49
1:V:40:THR:HG21	1:V:45:VAL:HA	1.94	0.49
1:B:139:GLN:HG3	1:K:139:GLN:CG	2.41	0.49
1:C:153:LYS:HE3	1:C:230:ASP:O	2.11	0.49
1:D:34:PHE:HE1	1:D:250:ARG:HA	1.77	0.49
1:D:186:LEU:HD23	1:D:187:GLU:N	2.27	0.49

*Continued on next page...*

*Continued from previous page...*

Atom-1	Atom-2	Interatomic distance (Å)	Clash overlap (Å)
1:D:271:TYR:O	1:D:274:PHE:HB3	2.12	0.49
1:E:40:THR:HG21	1:E:45:VAL:HA	1.92	0.49
1:E:271:TYR:O	1:E:274:PHE:HB3	2.12	0.49
1:E:448:SER:O	1:E:452:ILE:HG13	2.12	0.49
1:F:28:GLY:O	1:F:32:LYS:HD3	2.12	0.49
1:G:17:ASP:C	1:G:19:LYS:N	2.65	0.49
1:G:369:PHE:HE2	1:G:392:LEU:HD13	1.76	0.49
1:H:54:LYS:CA	3:H:6103:HOH:O	2.42	0.49
1:H:271:TYR:O	1:H:274:PHE:HB3	2.12	0.49
1:H:396:LEU:O	1:H:400:SER:O	2.29	0.49
1:I:100:LYS:C	3:I:6105:HOH:O	2.50	0.49
1:I:124:LEU:HD23	1:I:124:LEU:N	2.17	0.49
1:I:241:LEU:N	1:I:241:LEU:HD12	2.27	0.49
1:J:456:LYS:HE2	3:J:6026:HOH:O	2.12	0.49
1:L:202:LEU:HD13	1:L:221:ILE:CD1	2.38	0.49
1:L:338:MET:CG	1:L:339:LEU:N	2.75	0.49
1:M:105:HIS:HA	1:M:292:VAL:O	2.11	0.49
1:O:34:PHE:O	1:O:38:CYS:SG	2.70	0.49
1:O:95:LEU:HD22	1:O:95:LEU:N	2.27	0.49
1:P:53:GLU:HA	1:P:53:GLU:OE2	2.11	0.49
1:Q:338:MET:HB2	1:Q:428:MET:HE2	1.95	0.49
1:R:459:TYR:O	1:R:462:PHE:HB3	2.12	0.49
1:S:33:ASN:O	1:S:35:ILE:N	2.45	0.49
1:S:95:LEU:HD22	1:S:95:LEU:N	2.26	0.49
1:T:338:MET:HE2	3:T:6240:HOH:O	2.12	0.49
1:V:131:TYR:O	1:W:377:GLY:HA2	2.12	0.49
1:V:394:ARG:O	1:V:397:SER:HB2	2.12	0.49
1:W:57:TYR:N	1:W:75:LYS:HG3	2.25	0.49
1:W:207:PRO:HA	1:W:220:ASN:HB2	1.94	0.49
1:W:463:LEU:O	1:W:464:ASN:ND2	2.45	0.49
1:X:57:TYR:N	1:X:75:LYS:HG3	2.27	0.49
1:X:338:MET:HB2	1:X:428:MET:HE2	1.91	0.49
1:X:456:LYS:HE2	3:X:6137:HOH:O	2.11	0.49
1:C:124:LEU:H	1:C:124:LEU:CD2	2.18	0.49
1:D:30:ARG:O	1:D:30:ARG:HD3	2.12	0.49
1:D:265:ASP:OD2	1:D:440:MSE:HE3	2.12	0.49
1:E:449:LYS:HA	1:E:452:ILE:HD12	1.94	0.49
1:F:53:GLU:HG2	1:F:274:PHE:HZ	1.78	0.49
1:G:206:ILE:HD11	1:G:216:LYS:HE3	1.95	0.49
1:G:207:PRO:CG	1:G:210:ASP:HA	2.41	0.49
1:G:390:ALA:O	1:G:393:ARG:HB2	2.12	0.49

*Continued on next page...*

*Continued from previous page...*

Atom-1	Atom-2	Interatomic distance (Å)	Clash overlap (Å)
1:G:395:ILE:C	1:G:397:SER:H	2.16	0.49
1:H:128:GLU:OE1	1:H:197:GLU:HB3	2.12	0.49
1:J:146:ALA:HB2	1:J:246:ALA:HB2	1.94	0.49
1:K:290:ILE:O	1:K:291:LEU:HD23	2.12	0.49
1:M:151:ILE:HB	1:M:159:VAL:CG2	2.41	0.49
1:M:310:PHE:HE2	3:Q:6124:HOH:O	1.95	0.49
1:M:459:TYR:O	1:M:462:PHE:HB3	2.11	0.49
1:N:153:LYS:HE3	1:N:230:ASP:O	2.12	0.49
1:N:196:GLY:C	1:N:197:GLU:CD	2.70	0.49
1:N:290:ILE:O	1:N:291:LEU:HD23	2.12	0.49
1:P:30:ARG:O	1:P:30:ARG:HD3	2.12	0.49
1:Q:206:ILE:HG23	3:T:6061:HOH:O	2.12	0.49
1:R:85:LEU:HD12	1:R:86:ILE:N	2.26	0.49
1:R:395:ILE:C	1:R:397:SER:H	2.15	0.49
1:S:17:ASP:C	1:S:19:LYS:N	2.65	0.49
1:S:135:ILE:HD12	1:S:136:LYS:N	2.27	0.49
1:T:196:GLY:C	1:T:197:GLU:CD	2.70	0.49
1:T:196:GLY:O	1:T:197:GLU:OE2	2.29	0.49
1:U:207:PRO:CG	1:U:210:ASP:HA	2.42	0.49
1:V:207:PRO:CD	1:V:210:ASP:HA	2.43	0.49
1:W:128:GLU:OE1	1:W:197:GLU:HB3	2.12	0.49
1:X:30:ARG:O	1:X:30:ARG:HD3	2.12	0.49
1:A:112:ASP:C	1:A:241:LEU:HB2	2.31	0.49
1:A:128:GLU:OE1	1:A:197:GLU:OE2	2.31	0.49
1:A:381:CYS:O	1:I:300:ILE:HG12	2.13	0.49
1:B:59:ASN:O	1:B:61:GLU:N	2.45	0.49
1:B:80:ASN:CG	1:B:308:LYS:HG3	2.33	0.49
1:B:207:PRO:CD	1:B:210:ASP:HA	2.42	0.49
1:C:161:VAL:HA	3:C:6065:HOH:O	2.11	0.49
1:C:449:LYS:HA	1:C:452:ILE:HD12	1.95	0.49
1:D:110:ARG:CZ	3:D:6215:HOH:O	2.59	0.49
1:D:128:GLU:OE1	1:D:196:GLY:O	2.31	0.49
1:D:385:ASN:HB3	1:D:387:GLU:OE2	2.12	0.49
1:E:101:ILE:HD12	1:E:428:MET:HE1	1.94	0.49
1:E:151:ILE:HB	1:E:159:VAL:CG2	2.42	0.49
1:E:196:GLY:HA3	1:I:411:VAL:HG21	1.93	0.49
1:E:199:LEU:CD1	3:E:6091:HOH:O	2.60	0.49
1:H:117:PRO:HA	1:H:128:GLU:HB2	1.94	0.49
1:I:95:LEU:HD22	1:I:95:LEU:N	2.27	0.49
1:J:17:ASP:C	1:J:19:LYS:N	2.66	0.49
1:J:265:ASP:OD2	1:J:440:MSE:HE3	2.13	0.49

*Continued on next page...*



*Continued from previous page...*

Atom-1	Atom-2	Interatomic distance (Å)	Clash overlap (Å)
1:M:207:PRO:CD	1:M:210:ASP:HA	2.43	0.49
1:M:385:ASN:HB3	1:M:387:GLU:OE2	2.11	0.49
1:M:394:ARG:HH22	1:M:465:ASN:ND2	2.10	0.49
1:N:39:LYS:HG2	3:N:6216:HOH:O	2.11	0.49
1:N:59:ASN:O	1:N:61:GLU:N	2.46	0.49
1:N:105:HIS:HA	1:N:292:VAL:O	2.12	0.49
1:N:188:LYS:HE3	1:W:186:LEU:HD12	1.93	0.49
1:O:139:GLN:HG3	1:R:139:GLN:CG	2.42	0.49
1:O:145:LEU:HD22	1:O:173:GLY:HA2	1.93	0.49
1:O:258:MET:HE3	1:R:203:ILE:HD13	1.94	0.49
1:Q:53:GLU:HA	1:Q:53:GLU:OE2	2.12	0.49
1:Q:95:LEU:HD22	1:Q:95:LEU:N	2.27	0.49
1:Q:325:ASP:O	3:Q:6168:HOH:O	2.20	0.49
1:R:5:LEU:HD21	3:R:6198:HOH:O	2.12	0.49
1:R:28:GLY:O	1:R:32:LYS:HD3	2.13	0.49
1:R:389:ILE:HG12	1:R:431:ILE:HD12	1.94	0.49
1:S:189:LYS:CD	1:V:192:LYS:HB3	2.43	0.49
1:T:30:ARG:O	1:T:30:ARG:HD3	2.13	0.49
1:T:85:LEU:HD12	1:T:86:ILE:H	1.78	0.49
1:T:207:PRO:HA	1:T:220:ASN:HB2	1.93	0.49
1:U:146:ALA:HB2	1:U:246:ALA:HB2	1.94	0.49
1:U:203:ILE:O	1:U:204:GLY:C	2.49	0.49
1:V:284:LYS:CB	3:V:6245:HOH:O	2.60	0.49
1:W:43:GLU:CG	3:W:6090:HOH:O	2.59	0.49
1:W:105:HIS:HD2	3:W:6178:HOH:O	1.95	0.49
1:X:150:VAL:H	1:X:240:GLU:HB3	1.76	0.49
1:X:241:LEU:HD12	1:X:241:LEU:N	2.28	0.49
1:A:11:ASN:ND2	1:A:12:ALA:N	2.60	0.49
1:A:101:ILE:HD12	1:A:428:MET:HE1	1.94	0.49
1:A:151:ILE:O	1:A:159:VAL:HG22	2.11	0.49
1:A:192:LYS:HB3	1:D:189:LYS:CD	2.42	0.49
1:B:181:LEU:HB3	1:K:354:VAL:HG21	1.94	0.49
1:D:124:LEU:HD23	1:D:124:LEU:N	2.19	0.49
1:D:146:ALA:HB2	1:D:246:ALA:HB2	1.95	0.49
1:F:139:GLN:HB3	3:F:6055:HOH:O	2.11	0.49
1:F:146:ALA:HB2	1:F:246:ALA:HB2	1.94	0.49
1:H:449:LYS:HA	1:H:452:ILE:HD12	1.94	0.49
1:I:389:ILE:HG12	1:I:431:ILE:HD12	1.93	0.49
1:I:411:VAL:HG12	1:I:412:ASP:N	2.27	0.49
1:J:395:ILE:HD13	3:J:6177:HOH:O	2.13	0.49
1:L:244:VAL:HG13	1:L:245:PRO:CD	2.37	0.49

*Continued on next page...*

*Continued from previous page...*

Atom-1	Atom-2	Interatomic distance (Å)	Clash overlap (Å)
1:M:241:LEU:HG	3:Q:6049:HOH:O	2.11	0.49
1:M:358:ARG:HB2	1:M:358:ARG:NH1	2.27	0.49
1:N:86:ILE:CG1	3:N:6093:HOH:O	2.59	0.49
1:N:86:ILE:HG12	3:N:6093:HOH:O	2.12	0.49
1:N:128:GLU:OE1	1:N:197:GLU:OE2	2.29	0.49
1:O:290:ILE:O	1:O:291:LEU:HD23	2.12	0.49
1:P:85:LEU:HD12	1:P:86:ILE:N	2.26	0.49
1:P:277:MET:HE2	1:P:288:ILE:HA	1.95	0.49
1:T:53:GLU:HA	1:T:53:GLU:OE2	2.13	0.49
1:T:57:TYR:N	1:T:75:LYS:HG3	2.27	0.49
1:T:390:ALA:HA	1:T:393:ARG:HD3	1.95	0.49
1:U:6:LEU:HD12	1:U:6:LEU:N	2.28	0.49
1:U:18:ASP:HB2	1:U:21:LEU:HD12	1.94	0.49
1:U:60:ILE:HG23	1:U:61:GLU:N	2.22	0.49
1:U:208:LEU:HD13	1:U:223:LYS:HG3	1.94	0.49
1:U:254:PHE:HB3	1:X:221:ILE:HD11	1.94	0.49
1:U:358:ARG:HB2	1:U:358:ARG:NH1	2.28	0.49
1:U:389:ILE:HG12	1:U:431:ILE:HD12	1.94	0.49
1:V:151:ILE:O	1:V:159:VAL:HG22	2.13	0.49
1:V:430:VAL:HG12	1:V:431:ILE:N	2.26	0.49
1:W:30:ARG:O	1:W:30:ARG:HD3	2.12	0.49
1:W:34:PHE:O	1:W:38:CYS:SG	2.71	0.49
1:W:127:LEU:HD13	1:W:201:ILE:HD13	1.93	0.49
1:W:329:LEU:HA	3:W:6130:HOH:O	2.11	0.49
1:A:150:VAL:H	1:A:240:GLU:HB3	1.78	0.49
1:B:53:GLU:OE2	1:B:53:GLU:HA	2.13	0.49
1:B:189:LYS:CB	1:K:189:LYS:HA	2.40	0.49
1:B:369:PHE:HE2	1:B:392:LEU:HD13	1.78	0.49
1:D:17:ASP:C	1:D:19:LYS:N	2.66	0.49
1:D:389:ILE:HG12	1:D:431:ILE:HD12	1.93	0.49
1:E:151:ILE:O	1:E:159:VAL:HG22	2.13	0.49
1:E:241:LEU:HD12	1:E:241:LEU:N	2.28	0.49
1:F:186:LEU:HD23	1:F:187:GLU:N	2.27	0.49
1:F:376:ARG:HD2	1:H:136:LYS:HE2	1.93	0.49
1:G:284:LYS:N	3:G:6125:HOH:O	2.45	0.49
1:I:5:LEU:O	1:I:5:LEU:HD13	2.12	0.49
1:I:29:ASP:HB2	3:I:6235:HOH:O	2.12	0.49
1:I:128:GLU:OE1	1:I:196:GLY:O	2.31	0.49
1:J:128:GLU:OE1	1:J:196:GLY:O	2.30	0.49
1:J:201:ILE:HG13	1:J:202:LEU:CD2	2.42	0.49
1:K:70:LEU:HD12	3:K:6116:HOH:O	2.12	0.49

*Continued on next page...*

*Continued from previous page...*

Atom-1	Atom-2	Interatomic distance (Å)	Clash overlap (Å)
1:K:128:GLU:OE1	1:K:196:GLY:O	2.30	0.49
1:K:202:LEU:HD13	1:K:221:ILE:CB	2.40	0.49
1:K:369:PHE:HE2	1:K:392:LEU:HD13	1.77	0.49
1:L:290:ILE:O	1:L:291:LEU:HD23	2.12	0.49
1:O:135:ILE:HD12	1:O:136:LYS:N	2.26	0.49
1:O:193:VAL:HG23	1:R:189:LYS:HZ2	1.77	0.49
1:P:124:LEU:HD23	1:P:124:LEU:N	2.17	0.49
1:P:241:LEU:HD12	1:P:241:LEU:N	2.28	0.49
1:P:448:SER:HB3	1:P:451:ASP:OD2	2.13	0.49
1:Q:271:TYR:O	1:Q:274:PHE:HB3	2.13	0.49
1:Q:338:MET:CG	1:Q:339:LEU:N	2.75	0.49
1:Q:449:LYS:HA	1:Q:452:ILE:HD12	1.94	0.49
1:R:150:VAL:CA	3:R:6180:HOH:O	2.61	0.49
1:S:85:LEU:HD12	1:S:86:ILE:N	2.27	0.49
1:S:358:ARG:NH1	1:S:358:ARG:HB2	2.28	0.49
1:T:459:TYR:O	1:T:462:PHE:HB3	2.13	0.49
1:U:17:ASP:C	1:U:19:LYS:N	2.66	0.49
1:V:203:ILE:O	1:V:204:GLY:C	2.50	0.49
1:W:207:PRO:CD	1:W:210:ASP:HA	2.42	0.49
1:X:34:PHE:HE1	1:X:250:ARG:HA	1.78	0.49
1:A:6:LEU:HA	1:I:233:GLU:HB2	1.93	0.49
1:A:193:VAL:HG23	1:D:189:LYS:HZ2	1.74	0.49
1:A:207:PRO:CD	1:A:210:ASP:HA	2.42	0.49
1:A:215:GLN:HG2	3:A:6062:HOH:O	2.13	0.49
1:B:328:LYS:HZ1	1:C:328:LYS:HG3	1.77	0.49
1:C:128:GLU:OE1	1:C:196:GLY:O	2.30	0.49
1:D:128:GLU:OE1	1:D:197:GLU:HB3	2.13	0.49
1:D:128:GLU:OE1	1:D:197:GLU:OE2	2.30	0.49
1:E:101:ILE:HD12	1:E:428:MET:CE	2.42	0.49
1:E:265:ASP:OD2	1:E:440:MSE:HE3	2.12	0.49
1:E:460:SER:C	1:E:462:PHE:H	2.16	0.49
1:F:202:LEU:HD22	1:F:221:ILE:CG1	2.40	0.49
1:F:208:LEU:HD13	1:F:223:LYS:HE3	1.95	0.49
1:G:448:SER:O	1:G:452:ILE:HG13	2.13	0.49
1:H:207:PRO:CD	1:H:210:ASP:HA	2.43	0.49
1:I:59:ASN:O	1:I:61:GLU:N	2.46	0.49
1:I:139:GLN:HA	3:I:6101:HOH:O	2.11	0.49
1:I:424:ALA:N	3:I:6103:HOH:O	2.44	0.49
1:J:28:GLY:O	1:J:32:LYS:HD3	2.12	0.49
1:K:59:ASN:O	1:K:61:GLU:N	2.46	0.49
1:K:117:PRO:O	1:K:127:LEU:HA	2.12	0.49

*Continued on next page...*

*Continued from previous page...*

Atom-1	Atom-2	Interatomic distance (Å)	Clash overlap (Å)
1:K:141:VAL:O	1:K:143:LEU:N	2.46	0.49
1:L:40:THR:HG21	1:L:45:VAL:HA	1.93	0.49
1:L:95:LEU:HD22	1:L:95:LEU:N	2.27	0.49
1:L:395:ILE:C	1:L:397:SER:H	2.15	0.49
1:M:95:LEU:HD22	1:M:95:LEU:N	2.28	0.49
1:N:139:GLN:HA	3:N:6086:HOH:O	2.11	0.49
1:N:189:LYS:HZ3	1:W:193:VAL:HG23	1.76	0.49
1:O:463:LEU:HD13	3:O:6143:HOH:O	2.13	0.49
1:P:290:ILE:O	1:P:291:LEU:HD23	2.12	0.49
1:Q:328:LYS:HD2	1:Q:330:ARG:NE	2.28	0.49
1:R:128:GLU:OE1	1:R:197:GLU:HB3	2.13	0.49
1:R:128:GLU:OE1	1:R:197:GLU:OE2	2.31	0.49
1:R:203:ILE:O	1:R:204:GLY:C	2.50	0.49
1:S:18:ASP:HB2	1:S:21:LEU:HD12	1.95	0.49
1:S:22:LYS:HD2	3:S:6108:HOH:O	2.11	0.49
1:S:192:LYS:CB	1:V:189:LYS:NZ	2.73	0.49
1:T:95:LEU:HD22	1:T:95:LEU:N	2.27	0.49
1:U:81:ARG:NH1	3:U:6181:HOH:O	2.46	0.49
1:U:151:ILE:O	1:U:159:VAL:HG22	2.12	0.49
1:U:189:LYS:NZ	1:X:192:LYS:CB	2.75	0.49
1:V:206:ILE:HG13	1:V:216:LYS:CB	2.40	0.49
1:W:42:ARG:CD	3:W:6114:HOH:O	2.56	0.49
1:X:53:GLU:HA	1:X:53:GLU:OE2	2.13	0.49
1:C:338:MET:CG	1:C:339:LEU:N	2.76	0.49
1:D:59:ASN:HB3	1:D:77:TYR:O	2.13	0.49
1:D:135:ILE:HD12	1:D:136:LYS:N	2.27	0.49
1:D:211:GLY:O	3:D:6133:HOH:O	2.20	0.49
1:D:395:ILE:C	1:D:397:SER:H	2.16	0.49
1:F:127:LEU:HD13	1:F:201:ILE:HD13	1.93	0.49
1:F:201:ILE:HG13	1:F:202:LEU:CD2	2.43	0.49
1:F:385:ASN:HB3	1:F:387:GLU:OE2	2.11	0.49
1:G:34:PHE:HE1	1:G:250:ARG:HA	1.78	0.49
1:G:114:LYS:O	1:G:117:PRO:HD3	2.13	0.49
1:G:207:PRO:HB3	1:G:216:LYS:CB	2.34	0.49
1:G:431:ILE:HA	3:G:6199:HOH:O	2.13	0.49
1:H:56:GLY:O	1:H:57:TYR:HB2	2.13	0.49
1:J:207:PRO:CD	1:J:210:ASP:HA	2.43	0.49
1:J:369:PHE:HE2	1:J:392:LEU:HD13	1.76	0.49
1:K:207:PRO:HA	1:K:220:ASN:HB2	1.94	0.49
1:K:228:LYS:CD	3:K:6050:HOH:O	2.61	0.49
1:L:459:TYR:O	1:L:462:PHE:HB3	2.12	0.49

*Continued on next page...*

*Continued from previous page...*

Atom-1	Atom-2	Interatomic distance (Å)	Clash overlap (Å)
1:M:60:ILE:HG23	1:M:61:GLU:N	2.23	0.49
1:M:124:LEU:HD23	1:M:124:LEU:N	2.19	0.49
1:M:195:GLU:OE2	1:M:198:ASP:HB3	2.13	0.49
1:M:196:GLY:HA3	1:Q:411:VAL:HG21	1.95	0.49
1:M:204:GLY:C	1:M:206:ILE:HG22	2.33	0.49
1:M:207:PRO:CG	1:M:210:ASP:HA	2.43	0.49
1:M:311:GLU:HB3	1:Q:330:ARG:HH11	1.77	0.49
1:N:286:THR:CG2	3:N:6257:HOH:O	2.60	0.49
1:O:114:LYS:O	1:O:117:PRO:HD3	2.12	0.49
1:P:95:LEU:HD22	1:P:95:LEU:N	2.27	0.49
1:P:146:ALA:HB2	1:P:246:ALA:HB2	1.93	0.49
1:P:196:GLY:O	1:P:197:GLU:OE2	2.30	0.49
1:P:369:PHE:HE2	1:P:392:LEU:HD13	1.78	0.49
1:Q:135:ILE:HD12	1:Q:136:LYS:N	2.27	0.49
1:Q:146:ALA:HB2	1:Q:246:ALA:HB2	1.95	0.49
1:Q:221:ILE:HG13	3:Q:6100:HOH:O	2.13	0.49
1:T:29:ASP:O	1:T:31:PHE:N	2.46	0.49
1:T:338:MET:CG	1:T:339:LEU:N	2.76	0.49
1:V:379:SER:HA	1:X:297:VAL:HG22	1.94	0.49
1:V:411:VAL:HG12	1:V:412:ASP:N	2.27	0.49
1:W:15:LYS:N	3:W:6056:HOH:O	2.45	0.49
1:W:117:PRO:HA	1:W:128:GLU:HB2	1.94	0.49
1:W:196:GLY:C	1:W:197:GLU:CD	2.70	0.49
1:A:145:LEU:HD22	1:A:173:GLY:HA2	1.95	0.49
1:A:192:LYS:C	1:D:189:LYS:NZ	2.66	0.49
1:A:196:GLY:O	1:A:197:GLU:OE2	2.30	0.49
1:B:358:ARG:O	1:B:359:ASN:HB2	2.12	0.49
1:C:45:VAL:CG2	3:C:6104:HOH:O	2.58	0.49
1:D:95:LEU:HD22	1:D:95:LEU:N	2.28	0.49
1:D:166:ASP:HB3	3:D:6085:HOH:O	2.12	0.49
1:D:203:ILE:O	1:D:204:GLY:C	2.50	0.49
1:F:196:GLY:HA3	1:G:411:VAL:HG21	1.94	0.49
1:F:421:TYR:OH	3:F:6210:HOH:O	2.13	0.49
1:J:448:SER:HB3	1:J:451:ASP:OD2	2.12	0.49
1:K:448:SER:O	1:K:452:ILE:HG13	2.13	0.49
1:L:128:GLU:OE1	1:L:197:GLU:HB3	2.12	0.49
1:L:285:LYS:NZ	3:L:6187:HOH:O	2.45	0.49
1:N:207:PRO:CD	1:N:210:ASP:HA	2.42	0.49
1:N:358:ARG:O	1:N:359:ASN:HB2	2.12	0.49
1:N:370:ASN:ND2	3:N:6145:HOH:O	2.46	0.49
1:O:208:LEU:HD13	1:O:223:LYS:HG3	1.94	0.49

*Continued on next page...*

*Continued from previous page...*

Atom-1	Atom-2	Interatomic distance (Å)	Clash overlap (Å)
1:O:338:MET:CG	1:O:339:LEU:N	2.75	0.49
1:R:153:LYS:HB2	1:R:155:ASP:OD2	2.12	0.49
1:R:328:LYS:HD2	1:R:330:ARG:NE	2.28	0.49
1:S:57:TYR:HA	1:S:76:VAL:HA	1.95	0.49
1:S:151:ILE:HB	1:S:159:VAL:CG2	2.42	0.49
1:S:271:TYR:O	1:S:274:PHE:HB3	2.13	0.49
1:S:449:LYS:HA	1:S:452:ILE:HD12	1.94	0.49
1:T:463:LEU:HD13	3:T:6217:HOH:O	2.10	0.49
1:U:201:ILE:HG13	1:U:202:LEU:CD2	2.43	0.49
1:U:390:ALA:O	1:U:393:ARG:HB2	2.13	0.49
1:X:358:ARG:NH1	1:X:358:ARG:HB2	2.28	0.49
1:X:390:ALA:HA	1:X:393:ARG:HD3	1.95	0.49
1:A:85:LEU:HD12	1:A:86:ILE:N	2.28	0.49
1:A:396:LEU:O	1:A:400:SER:O	2.31	0.49
1:B:49:ILE:HG21	3:B:6125:HOH:O	2.13	0.49
1:B:277:MET:HG3	3:B:6049:HOH:O	2.12	0.49
1:B:280:MET:HE2	1:B:463:LEU:HB2	1.95	0.49
1:C:203:ILE:HG12	1:F:363:LEU:HD22	1.95	0.49
1:C:351:TYR:CG	1:F:177:ILE:HG12	2.48	0.49
1:D:116:ASN:HA	3:D:6138:HOH:O	2.13	0.49
1:D:448:SER:HB3	1:D:451:ASP:OD2	2.13	0.49
1:E:213:GLU:CG	3:E:6073:HOH:O	2.61	0.49
1:F:136:LYS:HA	3:F:6042:HOH:O	2.13	0.49
1:F:207:PRO:CD	1:F:210:ASP:HA	2.42	0.49
1:G:18:ASP:HB2	1:G:21:LEU:HD12	1.95	0.49
1:G:28:GLY:O	1:G:32:LYS:HD3	2.13	0.49
1:G:234:GLU:C	1:G:236:PHE:H	2.15	0.49
1:G:385:ASN:HB3	1:G:387:GLU:OE2	2.13	0.49
1:H:114:LYS:O	1:H:117:PRO:HD3	2.13	0.49
1:H:124:LEU:HD23	1:H:124:LEU:N	2.17	0.49
1:I:135:ILE:HD12	1:I:136:LYS:N	2.28	0.49
1:K:117:PRO:HA	1:K:128:GLU:HB2	1.94	0.49
1:L:117:PRO:HA	1:L:128:GLU:HB2	1.93	0.49
1:M:189:LYS:HD2	1:P:192:LYS:CB	2.39	0.49
1:M:192:LYS:HB3	1:P:189:LYS:CE	2.43	0.49
1:M:390:ALA:HA	1:M:393:ARG:HD3	1.95	0.49
1:N:186:LEU:HD12	1:W:188:LYS:HE3	1.94	0.49
1:N:255:ASP:OD2	1:W:202:LEU:HB2	2.13	0.49
1:P:395:ILE:C	1:P:397:SER:H	2.17	0.49
1:Q:440:MSE:N	3:Q:6198:HOH:O	2.45	0.49
1:R:271:TYR:O	1:R:274:PHE:HB3	2.13	0.49

*Continued on next page...*

*Continued from previous page...*

Atom-1	Atom-2	Interatomic distance (Å)	Clash overlap (Å)
1:R:338:MET:CG	1:R:339:LEU:N	2.76	0.49
1:S:34:PHE:O	1:S:38:CYS:SG	2.70	0.49
1:S:193:VAL:HG23	1:V:189:LYS:HZ2	1.74	0.49
1:T:30:ARG:N	3:T:6089:HOH:O	2.40	0.49
1:U:207:PRO:HD3	3:X:6144:HOH:O	2.11	0.49
1:V:56:GLY:O	1:V:57:TYR:HB2	2.13	0.49
1:V:85:LEU:HD12	1:V:86:ILE:H	1.78	0.49
1:V:146:ALA:HB2	1:V:246:ALA:HB2	1.94	0.49
1:V:463:LEU:HA	3:V:6204:HOH:O	2.13	0.49
1:W:17:ASP:C	1:W:19:LYS:N	2.65	0.49
1:X:139:GLN:NE2	3:X:6079:HOH:O	2.26	0.49
1:X:215:GLN:HG2	3:X:6192:HOH:O	2.13	0.49
1:X:389:ILE:HG12	1:X:431:ILE:HD12	1.93	0.49
1:B:146:ALA:HB2	1:B:246:ALA:HB2	1.94	0.48
1:C:358:ARG:NH1	1:C:358:ARG:HB2	2.28	0.48
1:D:328:LYS:HD2	1:D:330:ARG:NE	2.28	0.48
1:F:34:PHE:HE1	1:F:250:ARG:HA	1.78	0.48
1:F:59:ASN:O	1:F:61:GLU:N	2.45	0.48
1:G:389:ILE:HG12	1:G:431:ILE:HD12	1.94	0.48
1:I:338:MET:CG	1:I:339:LEU:N	2.75	0.48
1:K:186:LEU:HD23	1:K:187:GLU:N	2.28	0.48
1:K:222:MET:HG2	1:L:6:LEU:HD22	1.95	0.48
1:L:124:LEU:HD23	1:L:124:LEU:N	2.15	0.48
1:L:448:SER:HB3	1:L:451:ASP:OD2	2.12	0.48
1:M:57:TYR:HA	1:M:76:VAL:HA	1.95	0.48
1:M:85:LEU:HD12	1:M:86:ILE:H	1.78	0.48
1:M:449:LYS:HA	1:M:452:ILE:HD12	1.94	0.48
1:N:195:GLU:OE2	1:N:198:ASP:HB3	2.12	0.48
1:N:448:SER:O	1:N:452:ILE:HG13	2.12	0.48
1:O:437:LEU:HG	3:O:6201:HOH:O	2.13	0.48
1:P:105:HIS:HA	1:P:292:VAL:O	2.13	0.48
1:P:206:ILE:HG13	1:P:216:LYS:CB	2.42	0.48
1:Q:186:LEU:HD23	1:Q:187:GLU:N	2.28	0.48
1:Q:189:LYS:CE	1:T:192:LYS:HB3	2.43	0.48
1:R:311:GLU:HB3	3:R:6207:HOH:O	2.12	0.48
1:S:8:GLU:HG2	1:S:9:TYR:O	2.13	0.48
1:T:277:MET:HE1	1:T:287:CYS:O	2.13	0.48
1:T:385:ASN:HB3	1:T:387:GLU:OE2	2.13	0.48
1:U:94:PRO:HA	3:U:6072:HOH:O	2.13	0.48
1:U:117:PRO:HA	1:U:128:GLU:HB2	1.95	0.48
1:V:17:ASP:HB3	1:V:18:ASP:H	1.47	0.48

*Continued on next page...*

*Continued from previous page...*

Atom-1	Atom-2	Interatomic distance (Å)	Clash overlap (Å)
1:V:449:LYS:HA	1:V:452:ILE:HD12	1.95	0.48
1:W:101:ILE:HD12	1:W:428:MET:CE	2.43	0.48
1:X:28:GLY:O	1:X:32:LYS:HD3	2.13	0.48
1:X:449:LYS:HA	1:X:452:ILE:HD12	1.93	0.48
1:A:189:LYS:HD2	1:D:192:LYS:CB	2.43	0.48
1:B:128:GLU:OE1	1:B:196:GLY:O	2.31	0.48
1:B:192:LYS:CA	1:K:189:LYS:HZ1	2.25	0.48
1:C:419:ILE:N	3:C:6164:HOH:O	2.45	0.48
1:E:127:LEU:HD13	1:E:201:ILE:HD13	1.94	0.48
1:E:201:ILE:HG13	1:E:202:LEU:CD2	2.43	0.48
1:F:29:ASP:O	1:F:31:PHE:N	2.46	0.48
1:F:285:LYS:HB2	1:F:285:LYS:HZ2	1.79	0.48
1:G:59:ASN:HB2	1:G:76:VAL:CB	2.33	0.48
1:G:189:LYS:NZ	1:J:192:LYS:CB	2.76	0.48
1:G:203:ILE:O	1:G:204:GLY:C	2.51	0.48
1:G:328:LYS:HD2	1:G:330:ARG:NE	2.28	0.48
1:G:358:ARG:NH1	1:G:358:ARG:HB2	2.27	0.48
1:H:28:GLY:O	1:H:32:LYS:HD3	2.12	0.48
1:H:64:LEU:CD1	3:H:6141:HOH:O	2.61	0.48
1:I:105:HIS:HA	1:I:292:VAL:O	2.13	0.48
1:J:358:ARG:HB2	1:J:358:ARG:NH1	2.28	0.48
1:J:395:ILE:HG22	3:J:6075:HOH:O	2.12	0.48
1:K:16:TYR:CZ	1:K:453:TYR:HD2	2.31	0.48
1:K:207:PRO:CD	1:K:210:ASP:HA	2.43	0.48
1:L:186:LEU:HD23	1:L:187:GLU:N	2.27	0.48
1:L:207:PRO:CD	1:L:210:ASP:HA	2.43	0.48
1:L:328:LYS:HD2	1:L:330:ARG:NE	2.27	0.48
1:M:192:LYS:CB	1:P:189:LYS:HD2	2.41	0.48
1:Q:30:ARG:O	1:Q:30:ARG:HD3	2.14	0.48
1:Q:40:THR:HG21	1:Q:45:VAL:HA	1.96	0.48
1:Q:59:ASN:O	1:Q:61:GLU:N	2.46	0.48
1:R:128:GLU:OE1	1:R:196:GLY:O	2.31	0.48
1:R:150:VAL:H	1:R:240:GLU:HB3	1.78	0.48
1:S:41:GLU:N	3:S:6143:HOH:O	2.46	0.48
1:S:363:LEU:HD22	1:V:203:ILE:HG12	1.95	0.48
1:S:423:LEU:HB2	3:S:6104:HOH:O	2.13	0.48
1:T:60:ILE:HG23	1:T:61:GLU:N	2.19	0.48
1:X:17:ASP:C	1:X:19:LYS:N	2.65	0.48
1:X:80:ASN:CG	1:X:308:LYS:HG3	2.32	0.48
1:X:203:ILE:O	1:X:204:GLY:C	2.51	0.48
1:X:205:SER:HB2	3:X:6105:HOH:O	2.11	0.48

*Continued on next page...*



*Continued from previous page...*

Atom-1	Atom-2	Interatomic distance (Å)	Clash overlap (Å)
1:A:385:ASN:HB3	1:A:387:GLU:OE2	2.13	0.48
1:B:195:GLU:OE2	1:B:198:ASP:HB3	2.14	0.48
1:C:17:ASP:C	1:C:19:LYS:N	2.65	0.48
1:C:17:ASP:HB3	1:C:18:ASP:H	1.48	0.48
1:C:28:GLY:O	1:C:32:LYS:HD3	2.13	0.48
1:C:234:GLU:O	1:C:236:PHE:N	2.42	0.48
1:C:463:LEU:HD23	1:C:464:ASN:N	2.27	0.48
1:F:101:ILE:HD12	1:F:428:MET:CE	2.42	0.48
1:F:105:HIS:HA	1:F:292:VAL:O	2.13	0.48
1:F:328:LYS:HD2	1:F:330:ARG:NE	2.28	0.48
1:G:60:ILE:HG23	1:G:61:GLU:N	2.21	0.48
1:H:202:LEU:HD13	1:H:221:ILE:CB	2.40	0.48
1:H:207:PRO:HA	1:H:220:ASN:HB2	1.95	0.48
1:I:182:ALA:CB	1:L:137:LYS:HE3	2.43	0.48
1:J:138:TYR:HD1	3:J:6197:HOH:O	1.95	0.48
1:K:85:LEU:HD12	1:K:86:ILE:N	2.28	0.48
1:M:29:ASP:O	1:M:31:PHE:N	2.46	0.48
1:M:117:PRO:O	1:M:127:LEU:HA	2.13	0.48
1:N:189:LYS:NZ	1:W:192:LYS:CA	2.75	0.48
1:N:234:GLU:C	1:N:236:PHE:H	2.16	0.48
1:O:29:ASP:O	1:O:31:PHE:N	2.45	0.48
1:P:40:THR:HG21	1:P:45:VAL:HA	1.94	0.48
1:P:128:GLU:OE1	1:P:197:GLU:HB3	2.13	0.48
1:Q:126:MET:HE3	3:T:6252:HOH:O	2.12	0.48
1:Q:233:GLU:OE1	1:U:6:LEU:HB3	2.13	0.48
1:Q:459:TYR:O	1:Q:462:PHE:HB3	2.14	0.48
1:R:277:MET:HE1	1:R:288:ILE:CA	2.38	0.48
1:R:369:PHE:HE2	1:R:392:LEU:HD13	1.78	0.48
1:S:209:LYS:HE2	3:S:6217:HOH:O	2.13	0.48
1:T:18:ASP:HB2	1:T:21:LEU:HD12	1.95	0.48
1:U:369:PHE:HE2	1:U:392:LEU:HD13	1.77	0.48
1:V:57:TYR:N	1:V:75:LYS:HG3	2.27	0.48
1:V:390:ALA:HA	1:V:393:ARG:HD3	1.95	0.48
1:W:329:LEU:CA	3:W:6130:HOH:O	2.60	0.48
1:A:34:PHE:HE1	1:A:250:ARG:HA	1.78	0.48
1:A:60:ILE:HG23	1:A:61:GLU:N	2.21	0.48
1:A:390:ALA:HA	1:A:393:ARG:HD3	1.96	0.48
1:A:463:LEU:HG	1:A:464:ASN:N	2.29	0.48
1:E:53:GLU:HA	1:E:53:GLU:OE2	2.13	0.48
1:E:177:ILE:HG12	1:H:351:TYR:CG	2.49	0.48
1:E:193:VAL:HG23	1:H:189:LYS:HZ3	1.78	0.48

*Continued on next page...*

*Continued from previous page...*

Atom-1	Atom-2	Interatomic distance (Å)	Clash overlap (Å)
1:E:202:LEU:CD1	1:E:221:ILE:HD13	2.39	0.48
1:F:17:ASP:C	1:F:19:LYS:N	2.64	0.48
1:F:328:LYS:NZ	1:G:328:LYS:HG3	2.28	0.48
1:G:53:GLU:OE2	1:G:53:GLU:HA	2.14	0.48
1:G:128:GLU:OE1	1:G:197:GLU:HB3	2.13	0.48
1:G:192:LYS:CA	1:J:189:LYS:NZ	2.77	0.48
1:H:17:ASP:HB3	1:H:18:ASP:H	1.47	0.48
1:I:150:VAL:H	1:I:240:GLU:HB3	1.77	0.48
1:I:192:LYS:HB3	1:L:189:LYS:CE	2.42	0.48
1:I:197:GLU:OE2	1:I:197:GLU:N	2.46	0.48
1:J:204:GLY:C	1:J:206:ILE:HG22	2.34	0.48
1:J:206:ILE:HG13	1:J:216:LYS:CB	2.43	0.48
1:K:40:THR:HG21	1:K:45:VAL:HA	1.94	0.48
1:K:328:LYS:NZ	1:L:328:LYS:HE2	2.28	0.48
1:K:328:LYS:HD2	1:K:330:ARG:NE	2.26	0.48
1:K:449:LYS:HA	1:K:452:ILE:HD12	1.94	0.48
1:L:33:ASN:O	1:L:35:ILE:N	2.46	0.48
1:M:16:TYR:CZ	1:M:453:TYR:HD2	2.31	0.48
1:M:203:ILE:O	1:M:204:GLY:C	2.51	0.48
1:O:124:LEU:HD23	1:O:124:LEU:N	2.19	0.48
1:P:17:ASP:C	1:P:19:LYS:N	2.66	0.48
1:P:150:VAL:H	1:P:240:GLU:HB3	1.77	0.48
1:Q:195:GLU:OE2	1:Q:198:ASP:HB3	2.13	0.48
1:Q:204:GLY:C	1:Q:206:ILE:HG22	2.34	0.48
1:R:57:TYR:N	1:R:75:LYS:HG3	2.25	0.48
1:R:280:MET:SD	1:R:463:LEU:HB2	2.53	0.48
1:T:57:TYR:HA	1:T:76:VAL:HA	1.95	0.48
1:T:113:LEU:O	1:T:241:LEU:HB3	2.13	0.48
1:T:449:LYS:HA	1:T:452:ILE:HD12	1.95	0.48
1:W:208:LEU:HD13	1:W:223:LYS:HG3	1.94	0.48
1:W:449:LYS:HA	1:W:452:ILE:HD12	1.94	0.48
1:X:328:LYS:HD2	1:X:330:ARG:NE	2.29	0.48
1:A:42:ARG:C	3:A:6135:HOH:O	2.50	0.48
1:A:328:LYS:HD2	1:A:330:ARG:NE	2.29	0.48
1:B:17:ASP:C	1:B:19:LYS:N	2.66	0.48
1:B:189:LYS:NZ	1:K:192:LYS:CB	2.77	0.48
1:B:271:TYR:O	1:B:274:PHE:HB3	2.14	0.48
1:B:351:TYR:CG	1:K:177:ILE:HG12	2.49	0.48
1:C:60:ILE:HG23	1:C:61:GLU:N	2.23	0.48
1:C:85:LEU:HD12	1:C:86:ILE:H	1.78	0.48
1:C:192:LYS:C	1:F:189:LYS:NZ	2.67	0.48

*Continued on next page...*

*Continued from previous page...*

Atom-1	Atom-2	Interatomic distance (Å)	Clash overlap (Å)
1:D:208:LEU:HD13	1:D:223:LYS:HE3	1.96	0.48
1:F:33:ASN:ND2	3:F:6134:HOH:O	2.29	0.48
1:F:78:ALA:HB3	1:F:86:ILE:CG2	2.43	0.48
1:G:202:LEU:HD13	1:G:221:ILE:CB	2.40	0.48
1:H:30:ARG:O	1:H:30:ARG:HD3	2.12	0.48
1:I:57:TYR:HA	1:I:76:VAL:HA	1.95	0.48
1:K:151:ILE:O	1:K:159:VAL:HG22	2.13	0.48
1:L:80:ASN:CG	1:L:308:LYS:HG3	2.34	0.48
1:L:448:SER:O	1:L:452:ILE:HG13	2.14	0.48
1:M:192:LYS:N	1:P:189:LYS:NZ	2.53	0.48
1:N:204:GLY:C	1:N:206:ILE:HG22	2.34	0.48
1:O:18:ASP:HB2	1:O:21:LEU:HD12	1.95	0.48
1:O:150:VAL:H	1:O:240:GLU:HB3	1.78	0.48
1:P:59:ASN:O	1:P:61:GLU:N	2.47	0.48
1:Q:105:HIS:HA	1:Q:292:VAL:O	2.13	0.48
1:Q:192:LYS:HB3	1:T:189:LYS:CE	2.44	0.48
1:R:233:GLU:CB	1:S:7:LYS:HB2	2.43	0.48
1:S:95:LEU:HD22	3:S:6171:HOH:O	2.13	0.48
1:S:113:LEU:O	1:S:241:LEU:HB3	2.13	0.48
1:S:114:LYS:O	1:S:117:PRO:HD3	2.14	0.48
1:S:207:PRO:CD	1:S:210:ASP:HA	2.43	0.48
1:S:238:SER:O	3:S:6156:HOH:O	2.20	0.48
1:S:411:VAL:HG12	1:S:412:ASP:N	2.27	0.48
1:T:117:PRO:HA	1:T:128:GLU:HB2	1.95	0.48
1:T:202:LEU:CD1	1:T:221:ILE:HD13	2.37	0.48
1:T:382:ASN:ND2	3:T:6076:HOH:O	2.46	0.48
1:U:80:ASN:CG	1:U:308:LYS:HG3	2.34	0.48
1:U:95:LEU:HD22	1:U:95:LEU:N	2.28	0.48
1:U:241:LEU:CA	3:U:6053:HOH:O	2.60	0.48
1:V:112:ASP:C	1:V:241:LEU:HB2	2.33	0.48
1:V:385:ASN:HB3	1:V:387:GLU:OE2	2.13	0.48
1:W:53:GLU:HA	1:W:53:GLU:OE2	2.12	0.48
1:W:145:LEU:HD22	1:W:173:GLY:HA2	1.96	0.48
1:W:202:LEU:HD13	1:W:221:ILE:CB	2.42	0.48
1:W:369:PHE:HE2	1:W:392:LEU:HD13	1.78	0.48
1:A:18:ASP:HB2	1:A:21:LEU:HD12	1.95	0.48
1:A:57:TYR:HA	1:A:76:VAL:HA	1.96	0.48
1:A:206:ILE:HG13	1:A:216:LYS:CB	2.42	0.48
1:C:80:ASN:CG	1:C:308:LYS:HG3	2.34	0.48
1:D:85:LEU:HD12	1:D:86:ILE:N	2.29	0.48
1:E:396:LEU:O	1:E:400:SER:O	2.32	0.48

*Continued on next page...*

*Continued from previous page...*

Atom-1	Atom-2	Interatomic distance (Å)	Clash overlap (Å)
1:E:399:GLU:O	1:E:400:SER:HB3	2.13	0.48
1:F:112:ASP:OD2	1:F:112:ASP:N	2.47	0.48
1:F:114:LYS:O	1:F:117:PRO:HD3	2.13	0.48
1:F:206:ILE:HG13	1:F:216:LYS:CB	2.42	0.48
1:G:72:GLU:HB2	3:G:6172:HOH:O	2.13	0.48
1:G:80:ASN:CG	1:G:308:LYS:HG3	2.34	0.48
1:G:354:VAL:CG2	1:J:181:LEU:HB3	2.43	0.48
1:H:53:GLU:HA	1:H:53:GLU:OE2	2.14	0.48
1:H:59:ASN:ND2	3:H:6051:HOH:O	2.40	0.48
1:H:328:LYS:HD2	1:H:330:ARG:NE	2.29	0.48
1:I:206:ILE:HG13	1:I:216:LYS:CB	2.43	0.48
1:I:382:ASN:ND2	3:I:6177:HOH:O	2.46	0.48
1:J:153:LYS:CE	3:J:6062:HOH:O	2.62	0.48
1:K:34:PHE:HE1	1:K:250:ARG:HA	1.79	0.48
1:K:50:LYS:HE2	1:K:79:ASN:HD22	1.78	0.48
1:L:80:ASN:HB2	1:L:308:LYS:CE	2.41	0.48
1:L:196:GLY:O	1:L:197:GLU:OE2	2.30	0.48
1:M:186:LEU:HD23	1:M:187:GLU:N	2.28	0.48
1:M:203:ILE:HG12	1:P:363:LEU:HD22	1.94	0.48
1:N:18:ASP:HB2	1:N:21:LEU:HD12	1.95	0.48
1:N:139:GLN:HG2	3:N:6207:HOH:O	2.13	0.48
1:O:17:ASP:C	1:O:19:LYS:N	2.65	0.48
1:P:57:TYR:N	1:P:75:LYS:HG3	2.27	0.48
1:P:459:TYR:O	1:P:462:PHE:HB3	2.13	0.48
1:S:16:TYR:CZ	1:S:453:TYR:HD2	2.31	0.48
1:T:105:HIS:HA	1:T:292:VAL:O	2.13	0.48
1:T:234:GLU:C	1:T:236:PHE:H	2.16	0.48
1:U:59:ASN:O	1:U:61:GLU:N	2.47	0.48
1:U:338:MET:CG	1:U:339:LEU:N	2.77	0.48
1:V:34:PHE:HE1	1:V:250:ARG:HA	1.78	0.48
1:V:72:GLU:HB2	3:V:6072:HOH:O	2.13	0.48
1:V:80:ASN:HB2	1:V:308:LYS:CE	2.38	0.48
1:V:396:LEU:O	1:V:400:SER:O	2.32	0.48
1:W:390:ALA:O	1:W:393:ARG:HB2	2.13	0.48
1:X:78:ALA:HB3	1:X:86:ILE:CG2	2.44	0.48
1:X:206:ILE:HG13	1:X:216:LYS:CB	2.44	0.48
1:A:189:LYS:NZ	1:D:192:LYS:CB	2.76	0.48
1:B:101:ILE:HD12	1:B:428:MET:HE1	1.96	0.48
1:B:113:LEU:O	1:B:241:LEU:HB3	2.14	0.48
1:B:354:VAL:HG21	1:K:181:LEU:HB3	1.96	0.48
1:C:127:LEU:HD13	1:C:201:ILE:HD13	1.95	0.48

*Continued on next page...*

*Continued from previous page...*

Atom-1	Atom-2	Interatomic distance (Å)	Clash overlap (Å)
1:C:201:ILE:HG13	1:C:202:LEU:CD2	2.44	0.48
1:E:254:PHE:HB3	1:H:221:ILE:HD11	1.95	0.48
1:F:203:ILE:O	1:F:204:GLY:C	2.52	0.48
1:F:204:GLY:C	1:F:206:ILE:HG22	2.33	0.48
1:G:101:ILE:HD12	1:G:428:MET:CE	2.43	0.48
1:G:201:ILE:HG13	1:G:202:LEU:CD2	2.44	0.48
1:H:9:TYR:C	1:H:10:LYS:O	2.51	0.48
1:H:101:ILE:HD12	1:H:428:MET:CE	2.43	0.48
1:H:203:ILE:O	1:H:204:GLY:C	2.51	0.48
1:I:57:TYR:N	1:I:75:LYS:HG3	2.29	0.48
1:I:189:LYS:NZ	1:L:192:LYS:CA	2.77	0.48
1:J:59:ASN:O	1:J:61:GLU:N	2.46	0.48
1:K:18:ASP:HB2	1:K:21:LEU:HD12	1.95	0.48
1:L:212:GLU:HA	3:L:6098:HOH:O	2.12	0.48
1:L:390:ALA:O	1:L:393:ARG:HB2	2.14	0.48
1:M:234:GLU:C	1:M:236:PHE:H	2.17	0.48
1:N:117:PRO:HA	1:N:128:GLU:HB2	1.94	0.48
1:O:369:PHE:HE2	1:O:392:LEU:HD13	1.78	0.48
1:P:128:GLU:OE1	1:P:196:GLY:O	2.31	0.48
1:Q:385:ASN:HB3	1:Q:387:GLU:OE2	2.14	0.48
1:Q:448:SER:HB3	1:Q:451:ASP:OD2	2.14	0.48
1:S:101:ILE:HD12	1:S:428:MET:CE	2.44	0.48
1:S:189:LYS:NZ	1:V:192:LYS:CA	2.77	0.48
1:T:100:LYS:N	3:T:6048:HOH:O	2.45	0.48
1:T:358:ARG:NH1	1:T:358:ARG:HB2	2.29	0.48
1:U:207:PRO:CD	1:U:210:ASP:HA	2.43	0.48
1:U:265:ASP:OD2	1:U:440:MSE:HE3	2.14	0.48
1:V:10:LYS:HB3	3:V:6081:HOH:O	2.13	0.48
1:V:117:PRO:HA	1:V:128:GLU:HB2	1.96	0.48
1:V:289:THR:N	3:V:6063:HOH:O	2.46	0.48
1:V:347:PHE:HD1	3:V:6218:HOH:O	1.95	0.48
1:V:376:ARG:HD3	1:V:412:ASP:OD1	2.14	0.48
1:V:459:TYR:O	1:V:462:PHE:HB3	2.13	0.48
1:W:78:ALA:HB3	1:W:86:ILE:CG2	2.43	0.48
1:W:203:ILE:O	1:W:204:GLY:C	2.50	0.48
1:W:460:SER:C	1:W:462:PHE:H	2.17	0.48
1:A:189:LYS:NZ	1:D:192:LYS:N	2.57	0.48
1:A:203:ILE:O	1:A:204:GLY:C	2.51	0.48
1:A:265:ASP:OD2	1:A:440:MSE:HE3	2.13	0.48
1:B:101:ILE:HD12	1:B:428:MET:CE	2.43	0.48
1:C:18:ASP:HB2	1:C:21:LEU:HD12	1.94	0.48

*Continued on next page...*

*Continued from previous page...*

Atom-1	Atom-2	Interatomic distance (Å)	Clash overlap (Å)
1:D:8:GLU:HG2	1:D:9:TYR:H	1.79	0.48
1:D:113:LEU:O	1:D:241:LEU:HB3	2.14	0.48
1:D:216:LYS:HG3	3:D:6013:HOH:O	2.13	0.48
1:E:189:LYS:NZ	1:H:192:LYS:C	2.67	0.48
1:F:338:MET:CG	1:F:339:LEU:N	2.77	0.48
1:G:29:ASP:O	1:G:31:PHE:N	2.47	0.48
1:G:57:TYR:HA	1:G:76:VAL:HA	1.96	0.48
1:G:241:LEU:HD12	1:G:241:LEU:N	2.29	0.48
1:H:57:TYR:HA	1:H:76:VAL:HA	1.96	0.48
1:H:411:VAL:HG12	1:H:412:ASP:N	2.29	0.48
1:J:338:MET:HB2	1:J:428:MET:HE2	1.93	0.48
1:K:57:TYR:HA	1:K:76:VAL:HA	1.95	0.48
1:K:101:ILE:HD12	1:K:428:MET:HE1	1.96	0.48
1:L:33:ASN:ND2	3:L:6132:HOH:O	2.28	0.48
1:L:70:LEU:HD12	3:L:6041:HOH:O	2.12	0.48
1:L:208:LEU:HD13	1:L:223:LYS:HG3	1.95	0.48
1:M:124:LEU:H	1:M:124:LEU:CD2	2.16	0.48
1:N:40:THR:HG21	1:N:45:VAL:HA	1.95	0.48
1:N:59:ASN:HB2	1:N:76:VAL:CB	2.30	0.48
1:N:328:LYS:HG3	1:P:328:LYS:HZ3	1.78	0.48
1:O:113:LEU:O	1:O:241:LEU:HB3	2.14	0.48
1:O:204:GLY:C	1:O:206:ILE:HG22	2.33	0.48
1:O:241:LEU:HD12	1:O:241:LEU:N	2.29	0.48
1:O:267:ARG:HD2	3:O:6089:HOH:O	2.13	0.48
1:O:328:LYS:HZ1	1:P:328:LYS:HG3	1.75	0.48
1:Q:18:ASP:HB2	1:Q:21:LEU:HD12	1.95	0.48
1:Q:141:VAL:O	1:Q:143:LEU:N	2.47	0.48
1:Q:181:LEU:HB3	1:T:354:VAL:HG21	1.96	0.48
1:Q:202:LEU:HG	1:Q:202:LEU:O	2.14	0.48
1:S:385:ASN:HB3	1:S:387:GLU:OE2	2.13	0.48
1:T:146:ALA:HB2	1:T:246:ALA:HB2	1.96	0.48
1:T:153:LYS:HE3	1:T:230:ASP:O	2.13	0.48
1:T:165:GLU:HB2	3:T:6198:HOH:O	2.13	0.48
1:U:203:ILE:HG12	1:X:363:LEU:HD22	1.96	0.48
1:V:463:LEU:HD22	3:V:6249:HOH:O	2.13	0.48
1:W:204:GLY:C	1:W:206:ILE:HG22	2.33	0.48
1:A:241:LEU:N	1:A:241:LEU:HD12	2.29	0.48
1:C:192:LYS:H	1:F:189:LYS:NZ	1.90	0.48
1:C:241:LEU:N	1:C:241:LEU:HD12	2.28	0.48
1:E:128:GLU:OE1	1:E:197:GLU:HB3	2.14	0.48
1:F:57:TYR:HA	1:F:76:VAL:HA	1.96	0.48

*Continued on next page...*

*Continued from previous page...*

Atom-1	Atom-2	Interatomic distance (Å)	Clash overlap (Å)
1:F:206:ILE:O	1:F:206:ILE:HG12	2.13	0.48
1:H:60:ILE:HG23	1:H:61:GLU:N	2.22	0.48
1:I:189:LYS:HZ1	1:L:192:LYS:CA	2.27	0.48
1:I:338:MET:HB2	1:I:428:MET:HE2	1.93	0.48
1:J:40:THR:HG21	1:J:45:VAL:HA	1.95	0.48
1:K:338:MET:CG	1:K:339:LEU:N	2.77	0.48
1:L:105:HIS:HA	1:L:292:VAL:O	2.13	0.48
1:L:145:LEU:HD22	1:L:173:GLY:HA2	1.96	0.48
1:M:18:ASP:O	1:M:19:LYS:HB2	2.14	0.48
1:M:128:GLU:OE1	1:M:197:GLU:HB3	2.14	0.48
1:M:208:LEU:HD13	1:M:223:LYS:HG3	1.96	0.48
1:N:57:TYR:HA	1:N:76:VAL:HA	1.96	0.48
1:N:85:LEU:HD12	1:N:86:ILE:H	1.78	0.48
1:N:86:ILE:HG13	3:N:6040:HOH:O	2.13	0.48
1:O:14:ASP:HB3	3:O:6144:HOH:O	2.13	0.48
1:O:207:PRO:CD	1:O:210:ASP:HA	2.43	0.48
1:O:338:MET:HB2	1:O:428:MET:HE2	1.95	0.48
1:P:45:VAL:HG13	3:P:6129:HOH:O	2.13	0.48
1:P:145:LEU:HD22	1:P:173:GLY:HA2	1.95	0.48
1:R:18:ASP:HB2	1:R:21:LEU:HD12	1.95	0.48
1:R:80:ASN:CG	1:R:308:LYS:HG3	2.34	0.48
1:R:241:LEU:HD12	1:R:241:LEU:N	2.29	0.48
1:R:448:SER:HB3	1:R:451:ASP:OD2	2.14	0.48
1:S:390:ALA:O	1:S:393:ARG:HB2	2.13	0.48
1:T:448:SER:O	1:T:452:ILE:HG13	2.13	0.48
1:U:34:PHE:HE1	1:U:250:ARG:HA	1.77	0.48
1:U:53:GLU:HA	1:U:53:GLU:OE2	2.14	0.48
1:U:59:ASN:HB2	1:U:76:VAL:CB	2.32	0.48
1:U:186:LEU:HD23	1:U:187:GLU:N	2.29	0.48
1:V:7:LYS:HD2	1:V:8:GLU:H	1.77	0.48
1:V:234:GLU:C	1:V:236:PHE:H	2.17	0.48
1:W:33:ASN:ND2	3:W:6241:HOH:O	2.30	0.48
1:X:85:LEU:HD12	1:X:86:ILE:N	2.28	0.48
1:A:101:ILE:HD12	1:A:428:MET:CE	2.44	0.48
1:A:358:ARG:NH1	1:A:358:ARG:HB2	2.29	0.48
1:C:137:LYS:HZ3	1:F:176:ASP:CG	2.16	0.48
1:C:141:VAL:O	1:C:143:LEU:N	2.47	0.48
1:C:328:LYS:HD2	1:C:330:ARG:NE	2.29	0.48
1:D:40:THR:HG21	1:D:45:VAL:HA	1.96	0.48
1:D:464:ASN:O	1:D:465:ASN:CG	2.52	0.48
1:E:113:LEU:O	1:E:241:LEU:HB3	2.14	0.48

*Continued on next page...*

*Continued from previous page...*

Atom-1	Atom-2	Interatomic distance (Å)	Clash overlap (Å)
1:E:117:PRO:O	1:E:127:LEU:HA	2.14	0.48
1:F:378:LYS:NZ	1:H:241:LEU:HD21	2.28	0.48
1:G:186:LEU:HD12	1:J:188:LYS:HE3	1.96	0.48
1:H:18:ASP:HB2	1:H:21:LEU:HD12	1.95	0.48
1:H:40:THR:HG21	1:H:45:VAL:HA	1.95	0.48
1:H:146:ALA:HB2	1:H:246:ALA:HB2	1.94	0.48
1:I:30:ARG:NH2	3:I:6041:HOH:O	2.27	0.48
1:I:146:ALA:HB2	1:I:246:ALA:HB2	1.95	0.48
1:I:358:ARG:NH1	1:I:358:ARG:HB2	2.29	0.48
1:J:17:ASP:HB3	1:J:18:ASP:H	1.47	0.48
1:K:115:GLN:OE1	1:L:371:LYS:HB2	2.13	0.48
1:M:139:GLN:HG3	1:P:139:GLN:CG	2.42	0.48
1:M:153:LYS:C	3:M:6041:HOH:O	2.52	0.48
1:M:244:VAL:HG13	1:M:245:PRO:CD	2.42	0.48
1:N:28:GLY:O	1:N:32:LYS:HD3	2.14	0.48
1:N:53:GLU:HA	1:N:53:GLU:OE2	2.13	0.48
1:N:206:ILE:HG13	1:N:216:LYS:CB	2.42	0.48
1:N:207:PRO:HB3	1:N:216:LYS:CB	2.35	0.48
1:N:271:TYR:O	1:N:274:PHE:HB3	2.13	0.48
1:O:208:LEU:HD13	1:O:223:LYS:HE3	1.95	0.48
1:O:448:SER:HB3	1:O:451:ASP:OD2	2.14	0.48
1:Q:241:LEU:N	1:Q:241:LEU:HD12	2.29	0.48
1:Q:328:LYS:NZ	1:U:328:LYS:HE2	2.29	0.48
1:S:234:GLU:C	1:S:236:PHE:H	2.17	0.48
1:S:448:SER:HB3	1:S:451:ASP:OD2	2.13	0.48
1:T:85:LEU:HD12	1:T:86:ILE:N	2.29	0.48
1:T:212:GLU:O	1:T:213:GLU:HB3	2.14	0.48
1:T:411:VAL:HG12	1:T:412:ASP:N	2.29	0.48
1:T:463:LEU:HG	3:T:6209:HOH:O	2.14	0.48
1:V:448:SER:HB3	1:V:451:ASP:OD2	2.13	0.48
1:W:151:ILE:HB	1:W:159:VAL:CG2	2.43	0.48
1:X:264:GLN:CG	1:X:445:GLU:HB2	2.43	0.48
1:X:396:LEU:O	1:X:400:SER:O	2.32	0.48
1:A:189:LYS:CE	1:D:192:LYS:HB3	2.44	0.47
1:A:234:GLU:C	1:A:236:PHE:H	2.18	0.47
1:B:314:VAL:HG22	3:B:6030:HOH:O	2.14	0.47
1:C:53:GLU:HA	1:C:53:GLU:OE2	2.14	0.47
1:C:150:VAL:H	1:C:240:GLU:HB3	1.79	0.47
1:C:177:ILE:HG12	1:F:351:TYR:CG	2.49	0.47
1:C:228:LYS:HD2	3:C:6116:HOH:O	2.13	0.47
1:D:207:PRO:CD	1:D:210:ASP:HA	2.44	0.47

*Continued on next page...*



*Continued from previous page...*

Atom-1	Atom-2	Interatomic distance (Å)	Clash overlap (Å)
1:D:449:LYS:HA	1:D:452:ILE:HD12	1.95	0.47
1:F:53:GLU:HA	1:F:53:GLU:OE2	2.14	0.47
1:F:396:LEU:O	1:F:400:SER:O	2.32	0.47
1:H:124:LEU:HD22	1:H:203:ILE:HD11	1.95	0.47
1:H:448:SER:HB3	1:H:451:ASP:OD2	2.14	0.47
1:I:18:ASP:HB2	1:I:21:LEU:HD12	1.95	0.47
1:I:286:THR:N	3:I:6208:HOH:O	2.43	0.47
1:I:308:LYS:O	1:I:308:LYS:HD3	2.13	0.47
1:J:80:ASN:CG	1:J:308:LYS:HG3	2.34	0.47
1:K:150:VAL:H	1:K:240:GLU:HB3	1.78	0.47
1:K:328:LYS:CE	1:L:328:LYS:HE2	2.43	0.47
1:L:56:GLY:O	1:L:57:TYR:HB2	2.14	0.47
1:L:106:ILE:HA	3:L:6087:HOH:O	2.13	0.47
1:M:241:LEU:HD12	1:M:241:LEU:N	2.29	0.47
1:N:396:LEU:O	1:N:400:SER:O	2.32	0.47
1:N:449:LYS:HA	1:N:452:ILE:HD12	1.95	0.47
1:O:131:TYR:O	1:P:377:GLY:HA2	2.14	0.47
1:P:34:PHE:O	1:P:38:CYS:SG	2.72	0.47
1:Q:28:GLY:O	1:Q:32:LYS:HD3	2.13	0.47
1:Q:60:ILE:HG23	1:Q:61:GLU:N	2.19	0.47
1:Q:206:ILE:O	1:Q:206:ILE:HG12	2.14	0.47
1:Q:396:LEU:O	1:Q:400:SER:O	2.32	0.47
1:S:57:TYR:N	1:S:75:LYS:HG3	2.27	0.47
1:U:28:GLY:O	1:U:32:LYS:HD3	2.14	0.47
1:U:186:LEU:HD23	1:U:187:GLU:H	1.77	0.47
1:V:30:ARG:HB2	1:V:449:LYS:HD3	1.96	0.47
1:W:57:TYR:HA	1:W:76:VAL:HA	1.95	0.47
1:W:90:ILE:H	1:W:90:ILE:CD1	2.25	0.47
1:W:151:ILE:O	1:W:159:VAL:HG22	2.14	0.47
1:W:328:LYS:HD2	1:W:330:ARG:NE	2.28	0.47
1:W:397:SER:HB3	3:W:6235:HOH:O	2.13	0.47
1:X:201:ILE:HG13	1:X:202:LEU:CD2	2.44	0.47
1:A:89:LEU:HD13	3:A:6119:HOH:O	2.14	0.47
1:A:196:GLY:C	1:A:197:GLU:CD	2.72	0.47
1:A:206:ILE:HB	1:A:217:VAL:HG22	1.95	0.47
1:A:395:ILE:C	1:A:397:SER:H	2.18	0.47
1:B:202:LEU:HD22	1:B:221:ILE:CG1	2.43	0.47
1:B:204:GLY:C	1:B:206:ILE:HG22	2.34	0.47
1:C:460:SER:C	1:C:462:PHE:H	2.17	0.47
1:D:192:LYS:HG3	3:D:6137:HOH:O	2.14	0.47
1:D:338:MET:CG	1:D:339:LEU:N	2.76	0.47

*Continued on next page...*

*Continued from previous page...*

Atom-1	Atom-2	Interatomic distance (Å)	Clash overlap (Å)
1:F:241:LEU:N	1:F:241:LEU:HD12	2.29	0.47
1:G:181:LEU:HB3	1:J:354:VAL:CG2	2.45	0.47
1:J:31:PHE:HA	3:J:6161:HOH:O	2.13	0.47
1:K:82:GLY:HA3	3:K:6217:HOH:O	2.13	0.47
1:K:201:ILE:HG13	1:K:202:LEU:CD2	2.44	0.47
1:L:57:TYR:N	1:L:75:LYS:HG3	2.27	0.47
1:L:141:VAL:O	1:L:143:LEU:N	2.47	0.47
1:L:203:ILE:O	1:L:204:GLY:C	2.51	0.47
1:M:141:VAL:O	1:M:143:LEU:N	2.47	0.47
1:M:153:LYS:HB2	1:M:155:ASP:OD2	2.14	0.47
1:M:189:LYS:CE	1:P:192:LYS:HB3	2.45	0.47
1:P:34:PHE:HZ	3:P:6111:HOH:O	1.96	0.47
1:P:206:ILE:O	1:P:206:ILE:HG12	2.14	0.47
1:Q:137:LYS:HE3	1:T:182:ALA:CB	2.44	0.47
1:Q:208:LEU:HD13	1:Q:223:LYS:HG3	1.96	0.47
1:R:394:ARG:O	1:R:397:SER:HB2	2.14	0.47
1:S:53:GLU:HA	1:S:53:GLU:OE2	2.14	0.47
1:S:192:LYS:C	1:V:189:LYS:HZ1	2.17	0.47
1:T:101:ILE:HD12	1:T:428:MET:CE	2.44	0.47
1:T:460:SER:C	1:T:462:PHE:H	2.17	0.47
1:U:57:TYR:HA	1:U:76:VAL:HA	1.97	0.47
1:U:105:HIS:HA	1:U:292:VAL:O	2.14	0.47
1:W:105:HIS:HA	1:W:292:VAL:O	2.13	0.47
1:W:290:ILE:O	1:W:291:LEU:HD23	2.14	0.47
1:W:338:MET:HB2	1:W:428:MET:HE2	1.93	0.47
1:A:135:ILE:HD12	1:A:136:LYS:N	2.28	0.47
1:A:189:LYS:NZ	1:D:192:LYS:CA	2.77	0.47
1:A:234:GLU:CG	1:A:235:ASP:H	2.16	0.47
1:B:241:LEU:HD12	1:B:241:LEU:N	2.28	0.47
1:B:338:MET:CG	1:B:339:LEU:N	2.77	0.47
1:B:449:LYS:HA	1:B:452:ILE:HD12	1.96	0.47
1:C:189:LYS:CD	1:F:192:LYS:HB3	2.45	0.47
1:C:212:GLU:O	1:C:213:GLU:HB3	2.14	0.47
1:D:151:ILE:O	1:D:159:VAL:HG22	2.13	0.47
1:D:241:LEU:HD12	1:D:241:LEU:N	2.29	0.47
1:D:378:LYS:HG2	3:D:6153:HOH:O	2.14	0.47
1:D:395:ILE:HG23	3:D:6237:HOH:O	2.13	0.47
1:E:388:TYR:HB2	3:E:6174:HOH:O	2.13	0.47
3:F:6081:HOH:O	1:G:393:ARG:NH2	2.46	0.47
1:G:59:ASN:O	1:G:61:GLU:N	2.47	0.47
1:G:265:ASP:CB	3:G:6137:HOH:O	2.62	0.47

*Continued on next page...*

*Continued from previous page...*

Atom-1	Atom-2	Interatomic distance (Å)	Clash overlap (Å)
1:G:449:LYS:HA	1:G:452:ILE:HD12	1.95	0.47
1:H:153:LYS:HB2	1:H:155:ASP:OD2	2.14	0.47
1:H:338:MET:HB2	1:H:428:MET:HE2	1.97	0.47
1:H:369:PHE:HE2	1:H:392:LEU:HD13	1.78	0.47
1:H:385:ASN:HB3	1:H:387:GLU:OE2	2.14	0.47
1:I:208:LEU:HD13	1:I:223:LYS:HG3	1.96	0.47
1:I:385:ASN:HB3	1:I:387:GLU:OE2	2.13	0.47
1:J:57:TYR:HA	1:J:76:VAL:HA	1.95	0.47
1:J:141:VAL:O	1:J:143:LEU:N	2.47	0.47
1:K:17:ASP:C	1:K:19:LYS:N	2.67	0.47
1:K:53:GLU:HA	1:K:53:GLU:OE2	2.14	0.47
1:K:202:LEU:HD22	1:K:221:ILE:CG1	2.44	0.47
1:L:102:LEU:HD12	3:L:6061:HOH:O	2.14	0.47
1:L:206:ILE:O	1:L:206:ILE:HG12	2.14	0.47
1:L:385:ASN:HB3	1:L:387:GLU:OE2	2.14	0.47
1:M:379:SER:HA	1:U:297:VAL:HG22	1.96	0.47
1:N:57:TYR:N	1:N:75:LYS:HG3	2.26	0.47
1:N:385:ASN:HB3	1:N:387:GLU:OE2	2.14	0.47
1:N:429:GLN:HG2	3:N:6215:HOH:O	2.14	0.47
1:O:395:ILE:C	1:O:397:SER:H	2.17	0.47
1:O:459:TYR:O	1:O:462:PHE:HB3	2.13	0.47
1:P:54:LYS:HB3	3:P:6119:HOH:O	2.13	0.47
1:P:201:ILE:HG13	1:P:202:LEU:CD2	2.45	0.47
1:Q:34:PHE:HE1	1:Q:250:ARG:HA	1.78	0.47
1:R:463:LEU:HG	1:R:464:ASN:N	2.28	0.47
1:S:203:ILE:O	1:S:204:GLY:C	2.51	0.47
1:T:204:GLY:C	1:T:206:ILE:HG22	2.35	0.47
1:U:35:ILE:HD11	1:U:39:LYS:HE3	1.95	0.47
1:V:5:LEU:C	1:V:6:LEU:HD22	2.35	0.47
1:V:124:LEU:HD23	1:V:124:LEU:N	2.16	0.47
1:V:128:GLU:OE1	1:V:197:GLU:HB3	2.14	0.47
1:W:56:GLY:O	1:W:57:TYR:HB2	2.15	0.47
1:W:197:GLU:OE2	1:W:197:GLU:N	2.48	0.47
1:B:95:LEU:HD22	1:B:95:LEU:N	2.29	0.47
1:C:16:TYR:CZ	1:C:453:TYR:HD2	2.32	0.47
1:C:29:ASP:O	1:C:31:PHE:N	2.47	0.47
1:C:40:THR:HG21	1:C:45:VAL:HA	1.96	0.47
1:C:448:SER:HB3	1:C:451:ASP:OD2	2.15	0.47
1:D:448:SER:O	1:D:452:ILE:HG13	2.14	0.47
1:E:18:ASP:HB2	1:E:21:LEU:HD12	1.96	0.47
1:F:30:ARG:O	1:F:30:ARG:HD3	2.13	0.47

*Continued on next page...*

*Continued from previous page...*

Atom-1	Atom-2	Interatomic distance (Å)	Clash overlap (Å)
1:F:448:SER:O	1:F:452:ILE:HG13	2.14	0.47
1:G:95:LEU:HD22	1:G:95:LEU:N	2.28	0.47
1:G:300:ILE:HG12	1:H:381:CYS:O	2.13	0.47
1:H:206:ILE:O	1:H:206:ILE:HG12	2.14	0.47
1:H:390:ALA:O	1:H:393:ARG:HB2	2.14	0.47
1:K:151:ILE:HB	1:K:159:VAL:CG2	2.44	0.47
1:K:241:LEU:CA	3:K:6024:HOH:O	2.62	0.47
1:L:390:ALA:HA	1:L:393:ARG:HD3	1.95	0.47
1:L:449:LYS:HA	1:L:452:ILE:HD12	1.95	0.47
1:O:57:TYR:HA	1:O:76:VAL:HA	1.96	0.47
1:P:110:ARG:NH2	3:P:6053:HOH:O	2.47	0.47
1:P:234:GLU:C	1:P:236:PHE:H	2.18	0.47
1:Q:56:GLY:O	1:Q:57:TYR:HB2	2.15	0.47
1:R:40:THR:HG21	1:R:45:VAL:HA	1.95	0.47
1:S:202:LEU:CD1	1:S:221:ILE:HD13	2.39	0.47
1:T:206:ILE:O	1:T:206:ILE:HG12	2.14	0.47
1:U:186:LEU:HD12	1:X:188:LYS:HE3	1.95	0.47
1:U:456:LYS:HE2	3:U:6068:HOH:O	2.15	0.47
1:V:21:LEU:HD21	3:V:6071:HOH:O	2.15	0.47
1:V:153:LYS:HB2	1:V:155:ASP:OD2	2.14	0.47
1:V:202:LEU:HG	1:V:202:LEU:O	2.14	0.47
1:V:371:LYS:HD3	3:X:6100:HOH:O	2.13	0.47
1:X:16:TYR:CZ	1:X:453:TYR:HD2	2.32	0.47
1:A:314:VAL:HG11	3:A:6084:HOH:O	2.13	0.47
1:B:105:HIS:HA	1:B:292:VAL:O	2.13	0.47
1:B:208:LEU:HD13	1:B:223:LYS:HG3	1.95	0.47
1:B:277:MET:CG	3:B:6049:HOH:O	2.62	0.47
1:B:396:LEU:O	1:B:400:SER:O	2.32	0.47
1:D:29:ASP:O	1:D:31:PHE:N	2.47	0.47
1:D:191:SER:HB2	3:D:6120:HOH:O	2.15	0.47
1:E:390:ALA:O	1:E:393:ARG:HB2	2.15	0.47
1:F:56:GLY:O	1:F:57:TYR:HB2	2.15	0.47
1:G:206:ILE:HB	1:G:217:VAL:HG22	1.96	0.47
1:G:290:ILE:O	1:G:291:LEU:HD23	2.13	0.47
1:H:13:TRP:O	1:H:14:ASP:HB2	2.14	0.47
1:H:34:PHE:O	1:H:38:CYS:SG	2.73	0.47
1:H:66:LYS:HD3	3:H:6080:HOH:O	2.14	0.47
1:H:123:ASP:HB3	3:H:6066:HOH:O	2.14	0.47
1:I:30:ARG:N	3:I:6235:HOH:O	2.45	0.47
1:I:369:PHE:HE2	1:I:392:LEU:HD13	1.79	0.47
1:I:460:SER:C	1:I:462:PHE:H	2.17	0.47

*Continued on next page...*

*Continued from previous page...*

Atom-1	Atom-2	Interatomic distance (Å)	Clash overlap (Å)
3:I:6179:HOH:O	1:L:202:LEU:HD12	2.06	0.47
3:I:6212:HOH:O	1:L:178:LEU:HA	2.15	0.47
1:J:390:ALA:O	1:J:393:ARG:HB2	2.14	0.47
1:K:29:ASP:O	1:K:31:PHE:N	2.47	0.47
1:K:208:LEU:HD13	1:K:223:LYS:HG3	1.95	0.47
1:K:241:LEU:N	1:K:241:LEU:HD12	2.29	0.47
1:L:128:GLU:OE1	1:L:196:GLY:O	2.32	0.47
1:M:53:GLU:HA	1:M:53:GLU:OE2	2.14	0.47
1:M:101:ILE:HD12	1:M:428:MET:HE1	1.97	0.47
1:N:202:LEU:HD13	1:N:221:ILE:CB	2.40	0.47
1:O:460:SER:C	1:O:462:PHE:H	2.18	0.47
1:O:463:LEU:N	3:O:6165:HOH:O	2.48	0.47
1:P:37:ASN:ND2	3:P:6086:HOH:O	2.47	0.47
1:P:328:LYS:HD2	1:P:330:ARG:NE	2.29	0.47
1:Q:358:ARG:NH1	1:Q:358:ARG:HB2	2.30	0.47
1:Q:419:ILE:N	3:Q:6039:HOH:O	2.48	0.47
1:S:101:ILE:HD12	1:S:428:MET:HE1	1.97	0.47
1:T:57:TYR:CE2	1:T:75:LYS:HD3	2.50	0.47
1:U:128:GLU:OE1	1:U:197:GLU:HB3	2.13	0.47
1:X:207:PRO:HB3	1:X:216:LYS:CB	2.34	0.47
1:B:34:PHE:O	1:B:38:CYS:SG	2.73	0.47
1:B:189:LYS:CD	1:K:192:LYS:HB3	2.45	0.47
1:B:358:ARG:HB2	1:B:358:ARG:NH1	2.30	0.47
1:C:13:TRP:CE2	1:C:450:ALA:HB2	2.49	0.47
1:C:206:ILE:HB	1:C:217:VAL:HG22	1.96	0.47
1:C:464:ASN:O	1:C:465:ASN:HB2	2.14	0.47
1:D:330:ARG:CB	3:D:6126:HOH:O	2.62	0.47
1:E:57:TYR:N	1:E:75:LYS:HG3	2.27	0.47
1:G:11:ASN:ND2	1:G:13:TRP:H	2.13	0.47
1:G:85:LEU:HD12	1:G:86:ILE:N	2.29	0.47
1:G:317:ILE:HG22	3:G:6146:HOH:O	2.14	0.47
1:H:34:PHE:HE1	1:H:250:ARG:HA	1.80	0.47
1:H:63:ILE:HD12	1:H:63:ILE:N	2.30	0.47
1:I:234:GLU:C	1:I:236:PHE:H	2.17	0.47
1:J:116:ASN:HD21	1:K:405:THR:CG2	2.27	0.47
1:J:208:LEU:HD13	1:J:223:LYS:HG3	1.95	0.47
1:J:277:MET:CG	3:J:6037:HOH:O	2.57	0.47
1:J:396:LEU:O	1:J:400:SER:O	2.32	0.47
1:L:78:ALA:HB3	1:L:86:ILE:CG2	2.45	0.47
1:L:369:PHE:HE2	1:L:392:LEU:HD13	1.78	0.47
1:M:139:GLN:NE2	3:M:6052:HOH:O	2.35	0.47

*Continued on next page...*

*Continued from previous page...*

Atom-1	Atom-2	Interatomic distance (Å)	Clash overlap (Å)
1:M:189:LYS:NZ	1:P:192:LYS:CB	2.77	0.47
1:M:250:ARG:HB3	3:P:6158:HOH:O	2.14	0.47
1:N:189:LYS:CD	1:W:192:LYS:HB3	2.44	0.47
1:R:463:LEU:CD2	1:R:464:ASN:N	2.74	0.47
1:S:338:MET:HB2	1:S:428:MET:HE2	1.93	0.47
1:U:30:ARG:HB2	1:U:449:LYS:HD3	1.95	0.47
1:V:212:GLU:O	1:V:213:GLU:HB3	2.14	0.47
1:V:395:ILE:C	1:V:397:SER:H	2.18	0.47
1:W:131:TYR:HB3	3:W:6159:HOH:O	2.13	0.47
1:X:13:TRP:CE2	1:X:450:ALA:HB2	2.49	0.47
1:X:271:TYR:O	1:X:274:PHE:HB3	2.14	0.47
1:X:329:LEU:HD11	1:X:332:ALA:H	1.79	0.47
1:A:18:ASP:O	1:A:19:LYS:HB2	2.14	0.47
1:A:80:ASN:CG	1:A:308:LYS:HG3	2.35	0.47
1:A:124:LEU:CB	1:A:203:ILE:HD12	2.29	0.47
1:A:448:SER:O	1:A:452:ILE:HG13	2.15	0.47
1:A:460:SER:C	1:A:462:PHE:H	2.18	0.47
1:B:30:ARG:O	1:B:30:ARG:HD3	2.14	0.47
1:B:338:MET:SD	1:B:423:LEU:HD12	2.55	0.47
1:C:57:TYR:HA	1:C:76:VAL:HA	1.97	0.47
1:C:124:LEU:HD23	1:C:124:LEU:N	2.20	0.47
1:C:139:GLN:HB3	3:F:6055:HOH:O	2.14	0.47
1:C:194:ILE:O	1:C:195:GLU:O	2.33	0.47
1:C:448:SER:O	1:C:452:ILE:HG13	2.15	0.47
1:D:59:ASN:O	1:D:61:GLU:N	2.47	0.47
1:D:78:ALA:HB3	1:D:86:ILE:CG2	2.45	0.47
1:D:124:LEU:H	1:D:124:LEU:CD2	2.16	0.47
1:D:369:PHE:HE2	1:D:392:LEU:HD13	1.79	0.47
1:E:150:VAL:H	1:E:240:GLU:HB3	1.79	0.47
1:E:181:LEU:HB3	1:H:354:VAL:HG21	1.97	0.47
1:E:204:GLY:C	1:E:206:ILE:HG22	2.35	0.47
1:E:358:ARG:NH1	1:E:358:ARG:HB2	2.29	0.47
1:G:115:GLN:OE1	1:H:371:LYS:HB2	2.14	0.47
1:H:57:TYR:N	1:H:75:LYS:HG3	2.28	0.47
1:H:90:ILE:H	1:H:90:ILE:CD1	2.27	0.47
1:H:201:ILE:HG13	1:H:202:LEU:CD2	2.44	0.47
1:H:241:LEU:N	1:H:241:LEU:HD12	2.30	0.47
1:I:29:ASP:O	1:I:31:PHE:N	2.47	0.47
1:I:33:ASN:O	1:I:35:ILE:N	2.48	0.47
1:I:113:LEU:O	1:I:241:LEU:HB3	2.15	0.47
1:I:189:LYS:CE	1:L:192:LYS:HB3	2.45	0.47

*Continued on next page...*

*Continued from previous page...*

Atom-1	Atom-2	Interatomic distance (Å)	Clash overlap (Å)
1:J:7:LYS:HD2	1:J:8:GLU:N	2.30	0.47
1:J:114:LYS:O	1:J:117:PRO:HD3	2.14	0.47
1:K:153:LYS:HB2	1:K:155:ASP:OD2	2.14	0.47
1:K:460:SER:C	1:K:462:PHE:H	2.17	0.47
1:L:202:LEU:O	1:L:202:LEU:HG	2.13	0.47
1:M:18:ASP:HB2	1:M:21:LEU:HD12	1.95	0.47
1:M:40:THR:HG21	1:M:45:VAL:HA	1.96	0.47
1:M:117:PRO:HA	1:M:128:GLU:HB2	1.95	0.47
1:M:139:GLN:CG	1:P:139:GLN:HG3	2.43	0.47
1:M:192:LYS:CB	1:P:189:LYS:NZ	2.77	0.47
1:M:234:GLU:HB2	1:Q:7:LYS:HG2	1.97	0.47
1:N:80:ASN:CG	1:N:308:LYS:HG3	2.35	0.47
1:N:241:LEU:N	1:N:241:LEU:HD12	2.29	0.47
1:N:308:LYS:O	1:N:308:LYS:HD3	2.14	0.47
1:N:338:MET:CG	1:N:339:LEU:N	2.77	0.47
1:N:448:SER:HB3	1:N:451:ASP:OD2	2.14	0.47
1:O:101:ILE:HD12	1:O:428:MET:CE	2.45	0.47
1:O:116:ASN:C	3:O:6122:HOH:O	2.53	0.47
1:O:124:LEU:H	1:O:124:LEU:CD2	2.15	0.47
1:O:189:LYS:NZ	1:R:192:LYS:H	1.92	0.47
1:O:203:ILE:O	1:O:204:GLY:C	2.52	0.47
1:O:263:GLY:O	1:O:264:GLN:C	2.53	0.47
1:O:440:MSE:HG3	3:O:6141:HOH:O	2.13	0.47
1:P:16:TYR:CZ	1:P:453:TYR:HD2	2.33	0.47
1:P:29:ASP:O	1:P:31:PHE:N	2.48	0.47
1:P:385:ASN:HB3	1:P:387:GLU:OE2	2.14	0.47
1:Q:57:TYR:HA	1:Q:76:VAL:HA	1.96	0.47
1:Q:369:PHE:HE2	1:Q:392:LEU:HD13	1.80	0.47
1:R:53:GLU:OE2	1:R:53:GLU:HA	2.14	0.47
1:R:201:ILE:HG13	1:R:202:LEU:CD2	2.44	0.47
1:R:202:LEU:HD22	1:R:221:ILE:CG1	2.43	0.47
1:S:58:ARG:O	1:S:60:ILE:N	2.48	0.47
1:S:212:GLU:O	1:S:213:GLU:HB3	2.15	0.47
1:S:238:SER:OG	1:T:393:ARG:NH1	2.48	0.47
1:S:311:GLU:HB2	3:S:6114:HOH:O	2.14	0.47
1:T:16:TYR:CZ	1:T:453:TYR:HD2	2.33	0.47
1:T:34:PHE:HE1	1:T:250:ARG:HA	1.80	0.47
1:T:201:ILE:HG13	1:T:202:LEU:CD2	2.45	0.47
1:T:284:LYS:N	3:T:6140:HOH:O	2.48	0.47
1:U:69:THR:HA	3:U:6054:HOH:O	2.15	0.47
1:U:234:GLU:C	1:U:236:PHE:H	2.17	0.47

*Continued on next page...*

*Continued from previous page...*

Atom-1	Atom-2	Interatomic distance (Å)	Clash overlap (Å)
1:U:390:ALA:HA	1:U:393:ARG:HD3	1.97	0.47
1:U:396:LEU:O	1:U:400:SER:O	2.33	0.47
1:V:105:HIS:HA	1:V:292:VAL:O	2.15	0.47
1:V:405:THR:CG2	1:X:116:ASN:HD21	2.28	0.47
1:W:33:ASN:O	1:W:35:ILE:N	2.47	0.47
1:W:113:LEU:O	1:W:241:LEU:HB3	2.15	0.47
1:W:390:ALA:HA	1:W:393:ARG:HD3	1.97	0.47
1:X:59:ASN:O	1:X:61:GLU:N	2.48	0.47
1:X:117:PRO:HA	1:X:128:GLU:HB2	1.95	0.47
1:X:146:ALA:HB2	1:X:246:ALA:HB2	1.97	0.47
1:X:395:ILE:C	1:X:397:SER:H	2.17	0.47
1:A:181:LEU:HB3	1:D:354:VAL:CG2	2.44	0.47
1:A:208:LEU:HD13	1:A:223:LYS:HG3	1.96	0.47
1:B:203:ILE:HG12	1:K:363:LEU:HD22	1.97	0.47
1:B:395:ILE:C	1:B:397:SER:H	2.17	0.47
1:B:448:SER:HB3	1:B:451:ASP:OD2	2.14	0.47
1:C:146:ALA:HB2	1:C:246:ALA:HB2	1.97	0.47
1:D:53:GLU:HA	1:D:53:GLU:OE2	2.14	0.47
1:E:57:TYR:HA	1:E:76:VAL:HA	1.95	0.47
1:E:105:HIS:HA	1:E:292:VAL:O	2.15	0.47
1:E:141:VAL:O	1:E:143:LEU:N	2.48	0.47
1:E:338:MET:CG	1:E:339:LEU:N	2.78	0.47
1:H:29:ASP:O	1:H:31:PHE:N	2.47	0.47
1:H:459:TYR:O	1:H:462:PHE:HB3	2.14	0.47
3:J:6102:HOH:O	1:K:411:VAL:HA	2.14	0.47
1:K:18:ASP:O	1:K:19:LYS:HB2	2.15	0.47
1:K:242:GLU:N	3:K:6024:HOH:O	2.48	0.47
1:K:376:ARG:HD3	1:K:412:ASP:OD1	2.15	0.47
1:K:395:ILE:C	1:K:397:SER:H	2.18	0.47
1:L:7:LYS:HD2	1:L:7:LYS:HA	1.65	0.47
1:N:136:LYS:HE2	1:O:376:ARG:HD2	1.97	0.47
1:N:162:CYS:C	3:N:6109:HOH:O	2.53	0.47
1:O:192:LYS:H	1:R:189:LYS:NZ	1.97	0.47
1:O:328:LYS:HD2	1:O:330:ARG:NE	2.29	0.47
1:P:151:ILE:O	1:P:159:VAL:HG22	2.14	0.47
1:P:358:ARG:NH1	1:P:358:ARG:HB2	2.29	0.47
1:Q:71:LYS:HA	3:Q:6091:HOH:O	2.15	0.47
1:Q:192:LYS:CA	1:T:189:LYS:HZ1	2.28	0.47
1:Q:202:LEU:HD22	1:Q:221:ILE:CG1	2.45	0.47
1:R:355:MET:HG2	3:R:6060:HOH:O	2.15	0.47
1:S:60:ILE:HG23	1:S:61:GLU:N	2.21	0.47

*Continued on next page...*



*Continued from previous page...*

Atom-1	Atom-2	Interatomic distance (Å)	Clash overlap (Å)
1:S:177:ILE:HG23	3:S:6096:HOH:O	2.13	0.47
1:S:201:ILE:HG13	1:S:202:LEU:CD2	2.44	0.47
1:S:204:GLY:C	1:S:206:ILE:HG22	2.35	0.47
1:S:241:LEU:N	1:S:241:LEU:HD12	2.29	0.47
1:T:101:ILE:HD12	1:T:428:MET:HE1	1.97	0.47
1:T:150:VAL:H	1:T:240:GLU:HB3	1.79	0.47
1:U:58:ARG:O	1:U:60:ILE:N	2.48	0.47
1:U:188:LYS:HE3	1:X:186:LEU:HD12	1.97	0.47
1:U:271:TYR:O	1:U:274:PHE:HB3	2.13	0.47
1:V:18:ASP:HB2	1:V:21:LEU:HD12	1.97	0.47
1:V:18:ASP:O	1:V:19:LYS:HB2	2.15	0.47
1:V:34:PHE:O	1:V:38:CYS:SG	2.73	0.47
1:V:338:MET:CG	1:V:339:LEU:N	2.78	0.47
1:W:410:LYS:HD2	3:W:6263:HOH:O	2.14	0.47
1:X:114:LYS:O	1:X:117:PRO:HD3	2.15	0.47
1:X:208:LEU:HD13	1:X:223:LYS:HG3	1.96	0.47
1:A:195:GLU:OE2	1:A:198:ASP:HB3	2.14	0.47
1:B:151:ILE:O	1:B:159:VAL:HG22	2.15	0.47
1:B:390:ALA:HA	1:B:393:ARG:HD3	1.97	0.47
1:D:201:ILE:HG13	1:D:202:LEU:CD2	2.45	0.47
1:E:58:ARG:O	1:E:60:ILE:N	2.48	0.47
1:G:141:VAL:O	1:G:143:LEU:N	2.48	0.47
1:H:204:GLY:C	1:H:206:ILE:HG22	2.35	0.47
1:H:208:LEU:HD13	1:H:223:LYS:HG3	1.96	0.47
1:J:105:HIS:HA	1:J:292:VAL:O	2.14	0.47
1:J:338:MET:CG	1:J:339:LEU:N	2.78	0.47
1:J:435:VAL:HA	3:J:6116:HOH:O	2.15	0.47
1:K:6:LEU:HB2	1:K:7:LYS:H	1.36	0.47
1:K:34:PHE:O	1:K:38:CYS:SG	2.73	0.47
1:L:53:GLU:HA	1:L:53:GLU:OE2	2.14	0.47
1:L:60:ILE:HG23	1:L:61:GLU:N	2.20	0.47
1:M:57:TYR:N	1:M:75:LYS:HG3	2.29	0.47
1:N:286:THR:HG22	3:N:6257:HOH:O	2.13	0.47
1:O:53:GLU:HA	1:O:53:GLU:OE2	2.15	0.47
1:O:128:GLU:OE1	1:O:196:GLY:O	2.33	0.47
1:O:192:LYS:HB3	1:R:189:LYS:CE	2.44	0.47
1:O:192:LYS:CA	1:R:189:LYS:NZ	2.77	0.47
1:O:412:ASP:HA	3:O:6074:HOH:O	2.13	0.47
1:P:90:ILE:H	1:P:90:ILE:CD1	2.26	0.47
1:R:145:LEU:HD22	1:R:173:GLY:HA2	1.97	0.47
1:R:328:LYS:NZ	1:S:328:LYS:HG3	2.29	0.47

*Continued on next page...*

*Continued from previous page...*

Atom-1	Atom-2	Interatomic distance (Å)	Clash overlap (Å)
1:R:360:SER:HB3	3:R:6215:HOH:O	2.14	0.47
1:S:80:ASN:CG	1:S:308:LYS:HG3	2.35	0.47
1:S:128:GLU:OE1	1:S:197:GLU:HB3	2.14	0.47
1:S:369:PHE:HE2	1:S:392:LEU:HD13	1.79	0.47
1:S:460:SER:C	1:S:462:PHE:H	2.18	0.47
1:T:438:LEU:HD12	1:T:438:LEU:HA	1.78	0.47
1:U:192:LYS:CA	1:X:189:LYS:NZ	2.78	0.47
1:U:285:LYS:HB2	1:U:285:LYS:NZ	2.30	0.47
1:V:72:GLU:HB3	3:V:6171:HOH:O	2.15	0.47
1:X:29:ASP:O	1:X:31:PHE:N	2.46	0.47
1:X:101:ILE:HD12	1:X:428:MET:CE	2.45	0.47
1:X:448:SER:O	1:X:452:ILE:HG13	2.15	0.47
1:A:137:LYS:HE3	1:D:182:ALA:CB	2.45	0.47
1:B:16:TYR:CZ	1:B:453:TYR:HD2	2.33	0.47
1:B:56:GLY:O	1:B:57:TYR:HB2	2.14	0.47
1:B:181:LEU:HD11	1:K:408:LEU:HG	1.97	0.47
1:B:202:LEU:CD1	1:B:221:ILE:HD13	2.40	0.47
1:B:222:MET:HG2	1:C:6:LEU:HD23	1.96	0.47
1:C:413:GLN:HB2	3:C:6200:HOH:O	2.15	0.47
1:D:334:TYR:HB2	3:D:6077:HOH:O	2.15	0.47
1:E:29:ASP:O	1:E:31:PHE:N	2.48	0.47
1:E:206:ILE:HB	1:E:217:VAL:HG22	1.96	0.47
1:E:328:LYS:HD2	1:E:330:ARG:NE	2.29	0.47
1:F:128:GLU:OE1	1:F:196:GLY:O	2.32	0.47
1:F:212:GLU:O	1:F:213:GLU:HB3	2.15	0.47
1:F:234:GLU:C	1:F:236:PHE:H	2.19	0.47
1:G:265:ASP:OD2	1:G:440:MSE:HE3	2.14	0.47
1:H:212:GLU:O	1:H:213:GLU:HB3	2.15	0.47
1:H:338:MET:CG	1:H:339:LEU:N	2.77	0.47
1:J:124:LEU:CB	1:J:203:ILE:HD12	2.28	0.47
1:M:30:ARG:HD3	1:M:30:ARG:C	2.36	0.47
1:M:137:LYS:HE3	1:P:182:ALA:CB	2.45	0.47
1:N:405:THR:HG21	1:P:115:GLN:HB3	1.96	0.47
1:N:460:SER:C	1:N:462:PHE:H	2.19	0.47
1:O:117:PRO:HA	1:O:128:GLU:HB2	1.95	0.47
1:P:57:TYR:HA	1:P:76:VAL:HA	1.97	0.47
1:Q:177:ILE:HG12	1:T:351:TYR:CG	2.50	0.47
1:Q:390:ALA:O	1:Q:393:ARG:HB2	2.15	0.47
1:Q:391:GLU:O	1:Q:395:ILE:HG13	2.15	0.47
1:R:61:GLU:HB2	3:R:6186:HOH:O	2.14	0.47
1:T:202:LEU:O	1:T:202:LEU:HG	2.14	0.47

*Continued on next page...*

*Continued from previous page...*

Atom-1	Atom-2	Interatomic distance (Å)	Clash overlap (Å)
1:T:206:ILE:HG13	1:T:216:LYS:CB	2.43	0.47
1:U:277:MET:CG	3:U:6120:HOH:O	2.62	0.47
1:V:53:GLU:HA	1:V:53:GLU:OE2	2.15	0.47
1:V:57:TYR:HA	1:V:76:VAL:HA	1.96	0.47
1:V:206:ILE:O	1:V:206:ILE:HG12	2.15	0.47
1:W:218:LYS:HE2	1:X:6:LEU:HD22	1.97	0.47
1:W:395:ILE:C	1:W:397:SER:H	2.18	0.47
1:A:146:ALA:HB2	1:A:246:ALA:HB2	1.96	0.46
1:A:234:GLU:O	1:A:236:PHE:N	2.47	0.46
1:B:30:ARG:O	1:B:31:PHE:HB2	2.15	0.46
1:B:206:ILE:HG13	1:B:216:LYS:CB	2.42	0.46
1:B:234:GLU:C	1:B:236:PHE:H	2.17	0.46
1:B:328:LYS:HD2	1:B:330:ARG:NE	2.30	0.46
1:C:202:LEU:HB2	1:F:255:ASP:OD2	2.15	0.46
1:D:13:TRP:CE2	1:D:450:ALA:HB2	2.50	0.46
1:E:34:PHE:HE1	1:E:250:ARG:HA	1.80	0.46
1:E:80:ASN:CG	1:E:308:LYS:HG3	2.35	0.46
1:F:376:ARG:HD3	1:F:412:ASP:OD1	2.15	0.46
1:G:166:ASP:OD2	3:G:6153:HOH:O	2.19	0.46
3:G:6109:HOH:O	1:H:393:ARG:NH1	2.48	0.46
1:H:113:LEU:O	1:H:241:LEU:HB3	2.15	0.46
1:I:87:MET:HG3	3:I:6079:HOH:O	2.14	0.46
1:J:124:LEU:HD23	1:J:124:LEU:N	2.18	0.46
1:J:151:ILE:HB	1:J:159:VAL:CG2	2.44	0.46
1:J:202:LEU:HD22	1:J:221:ILE:CG1	2.45	0.46
1:J:206:ILE:O	1:J:206:ILE:HG12	2.13	0.46
1:J:330:ARG:HH11	1:L:311:GLU:CB	2.25	0.46
1:J:449:LYS:HA	1:J:452:ILE:HD12	1.97	0.46
1:K:33:ASN:O	1:K:35:ILE:N	2.48	0.46
1:K:90:ILE:H	1:K:90:ILE:CD1	2.26	0.46
1:K:128:GLU:OE1	1:K:197:GLU:HB3	2.15	0.46
1:L:34:PHE:HE1	1:L:250:ARG:HA	1.79	0.46
1:N:59:ASN:CB	1:N:76:VAL:HB	2.32	0.46
1:N:193:VAL:HG23	1:W:189:LYS:HZ3	1.80	0.46
1:O:9:TYR:CD2	1:O:9:TYR:N	2.73	0.46
1:P:5:LEU:HG	1:P:6:LEU:H	1.79	0.46
1:P:460:SER:C	1:P:462:PHE:H	2.18	0.46
1:Q:7:LYS:HD3	1:Q:8:GLU:N	2.29	0.46
1:R:460:SER:C	1:R:462:PHE:H	2.18	0.46
1:S:29:ASP:O	1:S:31:PHE:N	2.48	0.46
1:S:328:LYS:HD2	1:S:330:ARG:NE	2.27	0.46

*Continued on next page...*

*Continued from previous page...*

Atom-1	Atom-2	Interatomic distance (Å)	Clash overlap (Å)
1:T:33:ASN:O	1:T:35:ILE:N	2.47	0.46
1:V:33:ASN:O	1:V:35:ILE:N	2.48	0.46
1:W:195:GLU:OE2	1:W:198:ASP:HB3	2.15	0.46
1:W:234:GLU:C	1:W:236:PHE:H	2.17	0.46
1:W:241:LEU:HD12	1:W:241:LEU:N	2.30	0.46
1:X:338:MET:CG	1:X:339:LEU:N	2.78	0.46
1:A:94:PRO:HB3	3:A:6117:HOH:O	2.15	0.46
1:A:201:ILE:HG13	1:A:202:LEU:CD2	2.45	0.46
1:A:369:PHE:HE2	1:A:392:LEU:HD13	1.81	0.46
1:B:34:PHE:HE1	1:B:250:ARG:HA	1.81	0.46
1:B:40:THR:HG21	1:B:45:VAL:HA	1.96	0.46
1:B:57:TYR:N	1:B:75:LYS:HG3	2.26	0.46
1:C:72:GLU:HB2	3:C:6235:HOH:O	2.14	0.46
1:D:18:ASP:HB2	1:D:21:LEU:HD12	1.97	0.46
1:D:80:ASN:CG	1:D:308:LYS:HG3	2.36	0.46
1:E:33:ASN:O	1:E:35:ILE:N	2.48	0.46
1:E:60:ILE:HG23	1:E:61:GLU:N	2.21	0.46
1:E:202:LEU:HD22	1:E:221:ILE:CG1	2.43	0.46
1:E:212:GLU:O	1:E:213:GLU:HB3	2.15	0.46
1:F:215:GLN:HG3	3:F:6078:HOH:O	2.15	0.46
1:F:271:TYR:O	1:F:274:PHE:HB3	2.16	0.46
1:G:16:TYR:CZ	1:G:453:TYR:HD2	2.34	0.46
1:G:271:TYR:O	1:G:274:PHE:HB3	2.15	0.46
1:G:277:MET:HE1	1:G:287:CYS:O	2.16	0.46
1:H:150:VAL:H	1:H:240:GLU:HB3	1.79	0.46
1:I:30:ARG:HD3	1:I:30:ARG:C	2.36	0.46
1:I:53:GLU:HA	1:I:53:GLU:OE2	2.15	0.46
1:J:66:LYS:HD3	3:J:6074:HOH:O	2.14	0.46
1:J:186:LEU:HD23	1:J:187:GLU:N	2.29	0.46
1:J:390:ALA:HA	1:J:393:ARG:HD3	1.96	0.46
1:L:16:TYR:CZ	1:L:453:TYR:HD2	2.33	0.46
1:L:212:GLU:O	1:L:213:GLU:HB3	2.16	0.46
1:L:460:SER:C	1:L:462:PHE:H	2.19	0.46
1:M:328:LYS:HD2	1:M:330:ARG:NE	2.30	0.46
1:N:201:ILE:HG13	1:N:202:LEU:CD2	2.44	0.46
1:N:395:ILE:C	1:N:397:SER:H	2.17	0.46
1:O:13:TRP:CE2	1:O:450:ALA:HB2	2.50	0.46
1:O:33:ASN:O	1:O:35:ILE:N	2.49	0.46
1:P:116:ASN:HB3	3:P:6148:HOH:O	2.16	0.46
1:P:338:MET:CG	1:P:339:LEU:N	2.78	0.46
1:Q:16:TYR:CZ	1:Q:453:TYR:HD2	2.34	0.46

*Continued on next page...*

*Continued from previous page...*

Atom-1	Atom-2	Interatomic distance (Å)	Clash overlap (Å)
1:Q:138:TYR:HD1	3:Q:6221:HOH:O	1.96	0.46
1:Q:192:LYS:CA	1:T:189:LYS:NZ	2.78	0.46
1:R:57:TYR:HA	1:R:76:VAL:HA	1.96	0.46
1:S:208:LEU:HD13	1:S:223:LYS:HG3	1.97	0.46
1:S:399:GLU:O	1:S:400:SER:HB3	2.16	0.46
1:T:128:GLU:OE1	1:T:196:GLY:O	2.33	0.46
1:U:128:GLU:OE1	1:U:196:GLY:O	2.33	0.46
1:V:90:ILE:H	1:V:90:ILE:CD1	2.28	0.46
1:V:328:LYS:HD2	1:V:330:ARG:NE	2.28	0.46
1:V:371:LYS:HA	3:V:6224:HOH:O	2.14	0.46
1:W:128:GLU:OE1	1:W:196:GLY:O	2.33	0.46
1:W:234:GLU:HB2	1:X:7:LYS:HD3	1.98	0.46
1:W:326:GLU:HA	3:W:6062:HOH:O	2.15	0.46
1:W:394:ARG:HD3	3:W:6124:HOH:O	2.15	0.46
1:X:58:ARG:O	1:X:60:ILE:N	2.48	0.46
1:A:40:THR:HG21	1:A:45:VAL:HA	1.96	0.46
1:A:114:LYS:O	1:A:117:PRO:HD3	2.15	0.46
1:A:206:ILE:O	1:A:206:ILE:HG12	2.15	0.46
1:B:90:ILE:H	1:B:90:ILE:CD1	2.28	0.46
1:C:204:GLY:C	1:C:206:ILE:HG22	2.35	0.46
1:C:300:ILE:HD11	3:C:6108:HOH:O	2.15	0.46
1:C:390:ALA:HA	1:C:393:ARG:HD3	1.98	0.46
1:D:201:ILE:O	1:D:202:LEU:HB3	2.15	0.46
1:D:204:GLY:C	1:D:206:ILE:HG22	2.36	0.46
1:E:114:LYS:O	1:E:117:PRO:HD3	2.15	0.46
1:F:30:ARG:O	1:F:31:PHE:HB2	2.15	0.46
1:G:196:GLY:HA3	1:H:411:VAL:HG21	1.98	0.46
1:G:197:GLU:OE2	1:G:197:GLU:N	2.48	0.46
1:H:33:ASN:ND2	3:H:6072:HOH:O	2.48	0.46
1:H:80:ASN:CG	1:H:308:LYS:HG3	2.35	0.46
1:I:34:PHE:HE1	1:I:250:ARG:HA	1.79	0.46
1:I:113:LEU:O	1:I:241:LEU:CD2	2.51	0.46
1:J:60:ILE:HG23	1:J:61:GLU:N	2.19	0.46
1:J:77:TYR:HE1	3:J:6106:HOH:O	1.98	0.46
1:J:281:LYS:O	3:J:6051:HOH:O	2.20	0.46
1:J:460:SER:C	1:J:462:PHE:H	2.19	0.46
1:K:10:LYS:NZ	1:K:10:LYS:HB3	2.30	0.46
1:K:113:LEU:O	1:K:241:LEU:CD2	2.54	0.46
1:M:394:ARG:HH22	1:M:465:ASN:HD21	1.62	0.46
1:M:396:LEU:O	1:M:400:SER:O	2.33	0.46
1:N:33:ASN:O	1:N:35:ILE:N	2.49	0.46

*Continued on next page...*

*Continued from previous page...*

Atom-1	Atom-2	Interatomic distance (Å)	Clash overlap (Å)
1:N:117:PRO:O	1:N:127:LEU:HA	2.15	0.46
1:N:208:LEU:HD13	1:N:223:LYS:HG3	1.96	0.46
1:N:317:ILE:CD1	3:N:6039:HOH:O	2.63	0.46
1:P:117:PRO:HA	1:P:128:GLU:HB2	1.96	0.46
1:Q:207:PRO:CD	1:Q:210:ASP:HA	2.45	0.46
1:R:34:PHE:HE1	1:R:250:ARG:HA	1.79	0.46
1:R:151:ILE:O	1:R:159:VAL:HG22	2.15	0.46
1:R:201:ILE:O	1:R:202:LEU:HB3	2.16	0.46
1:R:356:GLU:O	1:R:358:ARG:N	2.48	0.46
1:S:34:PHE:HE1	1:S:250:ARG:HA	1.80	0.46
1:T:53:GLU:HG2	1:T:274:PHE:HZ	1.80	0.46
1:U:142:THR:HB	3:U:6063:HOH:O	2.14	0.46
1:V:42:ARG:O	1:V:42:ARG:NE	2.48	0.46
1:V:113:LEU:O	1:V:241:LEU:CD2	2.54	0.46
1:V:150:VAL:H	1:V:240:GLU:HB3	1.79	0.46
1:W:18:ASP:HB2	1:W:21:LEU:HD12	1.97	0.46
1:W:338:MET:CG	1:W:339:LEU:N	2.78	0.46
1:X:151:ILE:O	1:X:159:VAL:HG22	2.14	0.46
1:B:60:ILE:HG23	1:B:61:GLU:N	2.21	0.46
1:B:263:GLY:O	1:B:264:GLN:C	2.54	0.46
1:B:460:SER:C	1:B:462:PHE:H	2.19	0.46
1:D:110:ARG:NH1	3:D:6091:HOH:O	2.48	0.46
1:F:273:SER:HB3	3:F:6198:HOH:O	2.14	0.46
1:G:117:PRO:HA	1:G:128:GLU:HB2	1.95	0.46
1:G:206:ILE:HG13	1:G:216:LYS:CB	2.46	0.46
1:H:435:VAL:HG12	1:H:436:ALA:N	2.31	0.46
1:J:328:LYS:HD2	1:J:330:ARG:NE	2.29	0.46
1:J:371:LYS:HB2	1:L:115:GLN:OE1	2.15	0.46
1:L:329:LEU:HD11	1:L:332:ALA:H	1.81	0.46
1:M:146:ALA:HB2	1:M:246:ALA:HB2	1.98	0.46
1:M:202:LEU:HD22	1:M:221:ILE:CG1	2.44	0.46
1:M:460:SER:C	1:M:462:PHE:H	2.19	0.46
1:N:17:ASP:C	1:N:19:LYS:N	2.66	0.46
1:N:29:ASP:O	1:N:31:PHE:N	2.48	0.46
1:N:376:ARG:HD3	1:N:412:ASP:OD1	2.15	0.46
1:P:11:ASN:OD1	1:P:13:TRP:HD1	1.98	0.46
1:P:148:HIS:HD2	3:P:6034:HOH:O	1.98	0.46
1:P:335:ASN:HA	3:P:6056:HOH:O	2.15	0.46
1:Q:80:ASN:CG	1:Q:308:LYS:HG3	2.35	0.46
1:Q:145:LEU:HD22	1:Q:173:GLY:HA2	1.97	0.46
1:R:63:ILE:N	3:R:6072:HOH:O	2.46	0.46

*Continued on next page...*

*Continued from previous page...*

Atom-1	Atom-2	Interatomic distance (Å)	Clash overlap (Å)
1:R:194:ILE:O	1:R:195:GLU:O	2.34	0.46
1:R:390:ALA:HA	1:R:393:ARG:HD3	1.97	0.46
1:T:208:LEU:HD13	1:T:223:LYS:HG3	1.97	0.46
1:V:178:LEU:HD12	1:V:180:HIS:CD2	2.49	0.46
1:V:208:LEU:HD13	1:V:223:LYS:HG3	1.96	0.46
1:W:34:PHE:HE1	1:W:250:ARG:HA	1.81	0.46
1:A:53:GLU:HG2	1:A:274:PHE:HZ	1.80	0.46
1:A:258:MET:HE3	1:D:203:ILE:HD13	1.97	0.46
1:A:376:ARG:HD2	1:I:136:LYS:CE	2.46	0.46
1:A:449:LYS:HA	1:A:452:ILE:HD12	1.98	0.46
1:C:58:ARG:O	1:C:60:ILE:N	2.49	0.46
1:C:151:ILE:O	1:C:159:VAL:HG22	2.16	0.46
1:C:456:LYS:N	3:C:6125:HOH:O	2.49	0.46
1:D:206:ILE:O	1:D:206:ILE:HG12	2.16	0.46
1:D:438:LEU:HD12	1:D:438:LEU:HA	1.78	0.46
1:E:16:TYR:CZ	1:E:453:TYR:HD2	2.34	0.46
1:E:139:GLN:HG3	1:H:139:GLN:CG	2.46	0.46
1:E:448:SER:HB3	1:E:451:ASP:OD2	2.15	0.46
1:G:212:GLU:O	1:G:213:GLU:HB3	2.15	0.46
1:H:58:ARG:O	1:H:60:ILE:N	2.49	0.46
1:J:391:GLU:O	1:J:395:ILE:HG13	2.15	0.46
1:K:146:ALA:HB2	1:K:246:ALA:HB2	1.98	0.46
1:L:124:LEU:CB	1:L:203:ILE:HD12	2.28	0.46
1:L:153:LYS:HB3	3:L:6075:HOH:O	2.15	0.46
1:M:328:LYS:NZ	1:Q:328:LYS:HE2	2.31	0.46
1:M:338:MET:CG	1:M:339:LEU:N	2.79	0.46
1:O:436:ALA:N	3:O:6108:HOH:O	2.35	0.46
1:Q:418:THR:HA	3:Q:6039:HOH:O	2.15	0.46
1:R:114:LYS:O	1:R:117:PRO:HD3	2.14	0.46
1:S:206:ILE:HB	1:S:217:VAL:HG22	1.97	0.46
1:T:30:ARG:HB2	1:T:449:LYS:HD3	1.97	0.46
1:V:204:GLY:C	1:V:206:ILE:HG22	2.36	0.46
1:V:206:ILE:HB	1:V:217:VAL:HG22	1.97	0.46
1:V:241:LEU:N	1:V:241:LEU:HD12	2.29	0.46
1:V:338:MET:HB2	1:V:428:MET:HE2	1.97	0.46
1:V:460:SER:C	1:V:462:PHE:H	2.19	0.46
1:W:80:ASN:CG	1:W:308:LYS:HG3	2.36	0.46
1:X:124:LEU:HD22	1:X:203:ILE:CD1	2.45	0.46
1:X:141:VAL:O	1:X:143:LEU:N	2.48	0.46
1:D:436:ALA:HB3	3:D:6123:HOH:O	2.14	0.46
1:E:202:LEU:HG	1:E:202:LEU:O	2.16	0.46

*Continued on next page...*

*Continued from previous page...*

Atom-1	Atom-2	Interatomic distance (Å)	Clash overlap (Å)
1:F:18:ASP:HB2	1:F:21:LEU:HD12	1.96	0.46
1:F:58:ARG:O	1:F:60:ILE:N	2.49	0.46
1:F:113:LEU:O	1:F:241:LEU:HB3	2.16	0.46
1:F:153:LYS:HE3	1:F:230:ASP:O	2.16	0.46
1:F:400:SER:OG	1:F:401:VAL:N	2.49	0.46
1:G:11:ASN:HD21	1:G:13:TRP:HD1	1.64	0.46
1:I:35:ILE:HD11	1:I:39:LYS:HE3	1.98	0.46
1:I:58:ARG:O	1:I:60:ILE:N	2.49	0.46
1:I:201:ILE:HG13	1:I:202:LEU:CD2	2.45	0.46
1:I:206:ILE:O	1:I:206:ILE:HG12	2.16	0.46
1:I:396:LEU:O	1:I:400:SER:O	2.32	0.46
1:J:101:ILE:HD12	1:J:428:MET:CE	2.45	0.46
1:J:206:ILE:HB	1:J:217:VAL:HG22	1.98	0.46
1:K:338:MET:SD	1:K:423:LEU:HD12	2.55	0.46
1:M:35:ILE:HD11	1:M:39:LYS:HE3	1.98	0.46
1:M:365:LYS:HE3	3:M:6252:HOH:O	2.16	0.46
1:M:369:PHE:HE2	1:M:392:LEU:HD13	1.81	0.46
1:N:192:LYS:HA	1:N:192:LYS:NZ	2.31	0.46
1:O:65:ALA:C	3:O:6127:HOH:O	2.54	0.46
1:O:189:LYS:HZ2	1:R:192:LYS:C	2.18	0.46
1:O:329:LEU:HA	3:O:6043:HOH:O	2.15	0.46
1:P:378:LYS:CE	3:P:6190:HOH:O	2.64	0.46
1:Q:78:ALA:HB3	1:Q:86:ILE:CG2	2.46	0.46
1:Q:223:LYS:HE2	1:Q:227:GLU:OE1	2.15	0.46
1:Q:460:SER:C	1:Q:462:PHE:H	2.19	0.46
1:R:151:ILE:HB	1:R:159:VAL:HG22	1.98	0.46
1:R:396:LEU:O	1:R:400:SER:O	2.34	0.46
1:R:449:LYS:HA	1:R:452:ILE:HD12	1.98	0.46
1:S:234:GLU:O	1:S:236:PHE:N	2.47	0.46
1:T:448:SER:HB3	1:T:451:ASP:OD2	2.16	0.46
1:U:30:ARG:HD3	1:U:30:ARG:C	2.36	0.46
1:U:234:GLU:O	1:U:236:PHE:N	2.45	0.46
1:U:267:ARG:HB2	3:U:6095:HOH:O	2.15	0.46
1:V:80:ASN:CG	1:V:308:LYS:HG3	2.36	0.46
1:W:58:ARG:O	1:W:60:ILE:N	2.49	0.46
1:W:58:ARG:HD2	3:W:6147:HOH:O	2.14	0.46
1:X:197:GLU:OE2	1:X:197:GLU:N	2.48	0.46
1:A:19:LYS:HE3	3:A:6095:HOH:O	2.15	0.46
1:A:124:LEU:HA	1:A:217:VAL:HG11	1.98	0.46
1:A:192:LYS:HB3	1:D:189:LYS:CE	2.46	0.46
1:A:212:GLU:O	1:A:213:GLU:HB3	2.16	0.46

*Continued on next page...*



*Continued from previous page...*

Atom-1	Atom-2	Interatomic distance (Å)	Clash overlap (Å)
1:A:300:ILE:C	1:A:300:ILE:HD12	2.36	0.46
1:A:330:ARG:HB2	3:A:6045:HOH:O	2.16	0.46
1:A:394:ARG:O	1:A:397:SER:HB2	2.16	0.46
1:B:80:ASN:OD1	1:B:308:LYS:HG3	2.16	0.46
1:C:85:LEU:HD12	1:C:86:ILE:N	2.31	0.46
1:C:202:LEU:HD22	1:C:221:ILE:CG1	2.44	0.46
1:C:251:ASP:O	1:F:170:PRO:HA	2.15	0.46
1:D:42:ARG:O	1:D:42:ARG:NE	2.48	0.46
1:D:202:LEU:O	1:D:202:LEU:HG	2.14	0.46
1:E:208:LEU:HD13	1:E:223:LYS:HG3	1.96	0.46
1:E:234:GLU:C	1:E:236:PHE:H	2.19	0.46
1:G:223:LYS:HE2	1:G:227:GLU:OE1	2.16	0.46
1:H:132:TYR:CE1	1:H:297:VAL:HB	2.51	0.46
1:I:60:ILE:HG23	1:I:61:GLU:N	2.21	0.46
1:I:181:LEU:HB3	1:L:354:VAL:HG21	1.97	0.46
1:I:212:GLU:O	1:I:213:GLU:HB3	2.15	0.46
1:J:464:ASN:O	1:J:465:ASN:C	2.54	0.46
1:K:142:THR:HB	3:K:6053:HOH:O	2.15	0.46
1:K:228:LYS:HD2	3:K:6050:HOH:O	2.15	0.46
1:K:233:GLU:HB3	1:L:7:LYS:H	1.80	0.46
1:L:18:ASP:O	1:L:19:LYS:HB2	2.15	0.46
1:N:151:ILE:O	1:N:159:VAL:HG22	2.16	0.46
1:P:34:PHE:HE1	1:P:250:ARG:HA	1.80	0.46
1:Q:206:ILE:HG13	1:Q:216:LYS:CB	2.44	0.46
1:Q:314:VAL:C	1:Q:316:ASP:N	2.69	0.46
1:R:234:GLU:O	1:R:236:PHE:N	2.47	0.46
1:S:426:TYR:HA	3:S:6211:HOH:O	2.14	0.46
1:T:19:LYS:HD3	3:T:6246:HOH:O	2.16	0.46
1:T:30:ARG:HD3	1:T:30:ARG:C	2.36	0.46
1:T:40:THR:HG21	1:T:45:VAL:HA	1.97	0.46
1:T:195:GLU:OE2	1:T:198:ASP:HB3	2.16	0.46
1:U:18:ASP:C	1:U:20:GLN:N	2.69	0.46
1:U:206:ILE:HB	1:U:217:VAL:HG22	1.97	0.46
1:V:29:ASP:O	1:V:31:PHE:N	2.48	0.46
1:V:114:LYS:O	1:V:117:PRO:HD3	2.15	0.46
1:V:132:TYR:CE1	1:V:297:VAL:HB	2.51	0.46
1:W:208:LEU:HD13	1:W:223:LYS:HE3	1.98	0.46
1:W:232:SER:CB	1:X:5:LEU:HD21	2.46	0.46
1:W:376:ARG:HD3	1:W:412:ASP:OD1	2.15	0.46
1:X:18:ASP:HB2	1:X:21:LEU:HD12	1.97	0.46
1:B:214:LYS:N	3:B:6090:HOH:O	2.47	0.46

*Continued on next page...*

*Continued from previous page...*

Atom-1	Atom-2	Interatomic distance (Å)	Clash overlap (Å)
1:C:43:GLU:N	3:C:6104:HOH:O	2.48	0.46
1:C:208:LEU:HD13	1:C:223:LYS:HG3	1.98	0.46
1:D:58:ARG:O	1:D:60:ILE:N	2.49	0.46
1:D:358:ARG:NH1	1:D:358:ARG:HB2	2.30	0.46
1:D:460:SER:C	1:D:462:PHE:H	2.17	0.46
1:E:325:ASP:HA	3:E:6132:HOH:O	2.16	0.46
1:E:369:PHE:HE2	1:E:392:LEU:HD13	1.80	0.46
1:F:35:ILE:HD11	1:F:39:LYS:HE3	1.98	0.46
1:F:117:PRO:HA	1:F:128:GLU:HB2	1.98	0.46
1:F:435:VAL:HG12	1:F:436:ALA:N	2.30	0.46
1:G:58:ARG:O	1:G:60:ILE:N	2.49	0.46
1:I:85:LEU:HD12	1:I:86:ILE:H	1.81	0.46
1:I:448:SER:HB3	1:I:451:ASP:OD2	2.15	0.46
1:J:25:PHE:CD1	1:J:25:PHE:C	2.89	0.46
1:J:101:ILE:HD12	1:J:428:MET:HE1	1.98	0.46
1:K:7:LYS:HD2	1:K:8:GLU:O	2.16	0.46
1:K:204:GLY:C	1:K:206:ILE:HG22	2.35	0.46
1:K:212:GLU:O	1:K:213:GLU:HB3	2.16	0.46
1:L:28:GLY:O	1:L:32:LYS:HD3	2.16	0.46
1:L:328:LYS:O	1:L:329:LEU:CG	2.57	0.46
1:M:80:ASN:CG	1:M:308:LYS:HG3	2.35	0.46
1:M:85:LEU:HD12	1:M:86:ILE:N	2.30	0.46
1:M:203:ILE:HD13	1:P:258:MET:HE1	1.98	0.46
1:N:150:VAL:H	1:N:240:GLU:HB3	1.80	0.46
1:N:212:GLU:O	1:N:213:GLU:HB3	2.15	0.46
1:O:212:GLU:O	1:O:213:GLU:HB3	2.16	0.46
1:P:80:ASN:CG	1:P:308:LYS:HG3	2.36	0.46
1:P:448:SER:O	1:P:452:ILE:HG13	2.16	0.46
1:R:206:ILE:O	1:R:206:ILE:HG12	2.15	0.46
1:R:328:LYS:HE2	1:T:328:LYS:CE	2.45	0.46
1:S:6:LEU:O	1:S:7:LYS:HB2	2.16	0.46
1:S:80:ASN:HB2	1:S:308:LYS:CE	2.41	0.46
1:S:124:LEU:HD22	1:S:203:ILE:CD1	2.45	0.46
1:S:189:LYS:NZ	1:V:192:LYS:C	2.69	0.46
1:U:124:LEU:CB	1:U:203:ILE:HD12	2.29	0.46
1:U:448:SER:O	1:U:452:ILE:HG13	2.16	0.46
1:U:449:LYS:HA	1:U:452:ILE:HD12	1.96	0.46
1:V:50:LYS:HE2	1:V:79:ASN:HD22	1.81	0.46
1:V:201:ILE:HG13	1:V:202:LEU:CD2	2.45	0.46
1:V:358:ARG:NH1	1:V:358:ARG:HB2	2.31	0.46
1:V:411:VAL:HG21	1:X:196:GLY:HA3	1.98	0.46

*Continued on next page...*

*Continued from previous page...*

Atom-1	Atom-2	Interatomic distance (Å)	Clash overlap (Å)
1:W:42:ARG:O	1:W:42:ARG:NE	2.49	0.46
1:W:358:ARG:NH1	1:W:358:ARG:HB2	2.31	0.46
1:W:448:SER:O	1:W:452:ILE:HG13	2.16	0.46
1:A:30:ARG:O	1:A:31:PHE:HB2	2.16	0.46
1:A:202:LEU:HD22	1:A:221:ILE:CG1	2.45	0.46
1:A:277:MET:HE2	1:A:288:ILE:CA	2.42	0.46
1:B:206:ILE:HB	1:B:217:VAL:HG22	1.98	0.46
1:B:234:GLU:O	1:B:236:PHE:N	2.46	0.46
1:C:223:LYS:HE2	1:C:227:GLU:OE1	2.15	0.46
1:D:124:LEU:HA	1:D:217:VAL:HG11	1.98	0.46
1:H:105:HIS:HA	1:H:292:VAL:O	2.16	0.46
1:J:212:GLU:O	1:J:213:GLU:HB3	2.15	0.46
1:K:438:LEU:HD12	1:K:438:LEU:HA	1.76	0.46
1:L:18:ASP:HB2	1:L:21:LEU:HD12	1.97	0.46
1:M:193:VAL:HG23	1:P:189:LYS:HZ2	1.78	0.46
1:M:267:ARG:NH2	3:M:6215:HOH:O	2.43	0.46
1:N:30:ARG:HD3	1:N:30:ARG:C	2.36	0.46
1:N:113:LEU:O	1:N:241:LEU:CD2	2.52	0.46
1:N:113:LEU:O	1:N:241:LEU:HB3	2.16	0.46
1:N:124:LEU:HD23	1:N:124:LEU:N	2.17	0.46
1:O:18:ASP:C	1:O:20:GLN:N	2.69	0.46
1:O:201:ILE:O	1:O:202:LEU:HB3	2.16	0.46
1:O:201:ILE:HG13	1:O:202:LEU:CD2	2.46	0.46
1:P:204:GLY:C	1:P:206:ILE:HG22	2.37	0.46
1:R:113:LEU:O	1:R:241:LEU:CD2	2.49	0.46
1:R:234:GLU:C	1:R:236:PHE:H	2.19	0.46
1:S:43:GLU:OE2	3:S:6212:HOH:O	2.20	0.46
1:S:138:TYR:HD1	3:S:6150:HOH:O	1.98	0.46
1:T:396:LEU:O	1:T:400:SER:O	2.33	0.46
1:U:30:ARG:O	1:U:31:PHE:HB2	2.16	0.46
1:U:59:ASN:CB	1:U:76:VAL:HB	2.33	0.46
1:U:100:LYS:NZ	1:U:465:ASN:C	2.69	0.46
1:U:101:ILE:HD12	1:U:428:MET:CE	2.46	0.46
1:U:114:LYS:O	1:U:117:PRO:HD3	2.15	0.46
1:U:189:LYS:NZ	1:X:192:LYS:C	2.70	0.46
1:V:223:LYS:HE2	1:V:227:GLU:OE1	2.16	0.46
1:V:358:ARG:HD2	3:X:6056:HOH:O	2.15	0.46
1:W:18:ASP:O	1:W:19:LYS:HB2	2.15	0.46
1:X:59:ASN:HB2	1:X:76:VAL:CB	2.33	0.46
1:X:63:ILE:HD12	1:X:63:ILE:N	2.31	0.46
1:X:206:ILE:O	1:X:206:ILE:HG12	2.13	0.46

*Continued on next page...*

*Continued from previous page...*

Atom-1	Atom-2	Interatomic distance (Å)	Clash overlap (Å)
1:X:376:ARG:HD3	1:X:412:ASP:OD1	2.16	0.46
1:A:5:LEU:HD13	1:A:6:LEU:H	1.80	0.46
1:A:204:GLY:C	1:A:206:ILE:HG22	2.36	0.46
1:A:438:LEU:HD12	1:A:438:LEU:HA	1.81	0.46
1:A:448:SER:HB3	1:A:451:ASP:OD2	2.16	0.46
1:B:57:TYR:HA	1:B:76:VAL:HA	1.97	0.46
1:B:201:ILE:HG13	1:B:202:LEU:CD2	2.46	0.46
1:B:448:SER:O	1:B:452:ILE:HG13	2.15	0.46
1:E:192:LYS:HB3	1:H:189:LYS:CE	2.45	0.46
1:F:18:ASP:O	1:F:19:LYS:HB2	2.16	0.46
1:F:80:ASN:CG	1:F:308:LYS:HG3	2.37	0.46
1:F:117:PRO:O	1:F:127:LEU:HA	2.16	0.46
1:F:395:ILE:C	1:F:397:SER:H	2.18	0.46
1:G:240:GLU:HG3	3:G:6065:HOH:O	2.15	0.46
1:G:338:MET:HB2	1:G:428:MET:HE2	1.95	0.46
1:H:64:LEU:HD11	3:H:6141:HOH:O	2.15	0.46
1:H:376:ARG:HD3	1:H:412:ASP:OD1	2.16	0.46
1:J:35:ILE:HD11	1:J:39:LYS:HE3	1.96	0.46
1:K:136:LYS:HE2	1:L:376:ARG:HD2	1.97	0.46
1:K:338:MET:HB2	1:K:428:MET:HE2	1.95	0.46
1:M:33:ASN:O	1:M:35:ILE:N	2.49	0.46
1:M:55:SER:N	3:M:6039:HOH:O	2.48	0.46
1:M:212:GLU:O	1:M:213:GLU:HB3	2.16	0.46
1:M:376:ARG:HD3	1:M:412:ASP:OD1	2.16	0.46
1:M:448:SER:O	1:M:452:ILE:HG13	2.16	0.46
1:N:58:ARG:O	1:N:60:ILE:N	2.48	0.46
1:N:192:LYS:CB	1:W:189:LYS:NZ	2.78	0.46
1:N:202:LEU:O	1:N:202:LEU:HG	2.15	0.46
1:N:338:MET:HB2	1:N:428:MET:HE2	1.96	0.46
1:O:202:LEU:HD22	1:O:221:ILE:CG1	2.46	0.46
1:O:328:LYS:HZ1	1:P:330:ARG:HH21	1.64	0.46
1:P:396:LEU:O	1:P:400:SER:O	2.34	0.46
1:P:451:ASP:HB3	3:P:6164:HOH:O	2.15	0.46
1:Q:328:LYS:O	1:Q:329:LEU:CG	2.57	0.46
1:R:18:ASP:O	1:R:19:LYS:HB2	2.15	0.46
1:R:63:ILE:N	1:R:63:ILE:HD12	2.31	0.46
1:R:146:ALA:HB2	1:R:246:ALA:HB2	1.98	0.46
1:R:263:GLY:O	1:R:264:GLN:C	2.54	0.46
1:R:308:LYS:O	1:R:308:LYS:HD3	2.16	0.46
1:R:376:ARG:HD2	1:T:136:LYS:CE	2.46	0.46
1:S:395:ILE:C	1:S:397:SER:H	2.20	0.46

*Continued on next page...*

*Continued from previous page...*

Atom-1	Atom-2	Interatomic distance (Å)	Clash overlap (Å)
1:T:197:GLU:OE2	1:T:197:GLU:N	2.48	0.46
1:W:295:GLU:OE1	3:W:6260:HOH:O	2.21	0.46
1:X:105:HIS:HA	1:X:292:VAL:O	2.15	0.46
1:X:202:LEU:HD22	1:X:221:ILE:CG1	2.45	0.46
1:X:212:GLU:O	1:X:213:GLU:HB3	2.16	0.46
1:A:105:HIS:HA	1:A:292:VAL:O	2.16	0.45
1:B:33:ASN:O	1:B:35:ILE:N	2.49	0.45
1:C:30:ARG:HD3	1:C:30:ARG:C	2.36	0.45
1:C:78:ALA:HB3	1:C:86:ILE:CG2	2.46	0.45
1:E:226:ASN:ND2	1:P:398:LYS:HZ2	2.13	0.45
1:E:395:ILE:C	1:E:397:SER:H	2.19	0.45
1:E:411:VAL:HA	3:E:6113:HOH:O	2.16	0.45
1:F:369:PHE:HE2	1:F:392:LEU:HD13	1.80	0.45
1:H:30:ARG:HD3	1:H:30:ARG:C	2.37	0.45
1:H:42:ARG:O	1:H:42:ARG:NE	2.49	0.45
1:H:195:GLU:OE2	1:H:198:ASP:HB3	2.17	0.45
1:H:206:ILE:HA	1:H:207:PRO:HA	1.82	0.45
1:J:58:ARG:O	1:J:60:ILE:N	2.49	0.45
1:J:329:LEU:HD11	1:J:332:ALA:H	1.81	0.45
1:K:30:ARG:HD3	1:K:30:ARG:C	2.36	0.45
1:L:241:LEU:HD12	1:L:241:LEU:N	2.30	0.45
1:M:44:CYS:N	3:M:6071:HOH:O	2.40	0.45
1:M:202:LEU:HG	1:M:202:LEU:O	2.15	0.45
1:N:6:LEU:HD11	1:P:233:GLU:HG3	1.98	0.45
1:Q:150:VAL:H	1:Q:240:GLU:HB3	1.79	0.45
1:Q:308:LYS:O	1:Q:308:LYS:HD3	2.16	0.45
1:R:206:ILE:HB	1:R:217:VAL:HG22	1.97	0.45
1:R:300:ILE:C	1:R:300:ILE:HD12	2.37	0.45
1:R:328:LYS:HG3	1:T:328:LYS:HZ1	1.81	0.45
1:R:355:MET:CE	3:R:6069:HOH:O	2.64	0.45
1:S:203:ILE:HG12	1:V:363:LEU:HD22	1.98	0.45
1:S:329:LEU:HD11	1:S:332:ALA:H	1.81	0.45
1:S:338:MET:CG	1:S:339:LEU:N	2.79	0.45
1:S:396:LEU:O	1:S:400:SER:O	2.34	0.45
1:U:92:LYS:HE3	3:U:6143:HOH:O	2.17	0.45
1:U:448:SER:HB3	1:U:451:ASP:OD2	2.15	0.45
1:V:7:LYS:HD2	1:V:8:GLU:N	2.31	0.45
1:X:300:ILE:HD13	3:X:6147:HOH:O	2.16	0.45
1:X:401:VAL:N	3:X:6129:HOH:O	2.45	0.45
1:A:385:ASN:O	1:A:389:ILE:HG13	2.16	0.45
1:B:63:ILE:HD12	1:B:63:ILE:N	2.32	0.45

*Continued on next page...*

*Continued from previous page...*

Atom-1	Atom-2	Interatomic distance (Å)	Clash overlap (Å)
1:B:112:ASP:OD2	1:B:112:ASP:N	2.49	0.45
1:B:212:GLU:O	1:B:213:GLU:HB3	2.16	0.45
1:B:330:ARG:HH21	1:D:328:LYS:HZ1	1.63	0.45
1:C:178:LEU:HD12	1:C:180:HIS:CD2	2.51	0.45
1:C:456:LYS:CA	3:C:6125:HOH:O	2.55	0.45
1:E:194:ILE:O	1:E:195:GLU:O	2.33	0.45
1:E:207:PRO:HB3	1:E:216:LYS:CB	2.36	0.45
1:F:19:LYS:HA	3:F:6107:HOH:O	2.16	0.45
1:F:208:LEU:HD22	1:F:223:LYS:HG3	1.98	0.45
1:F:285:LYS:HZ2	1:F:285:LYS:CB	2.29	0.45
1:F:390:ALA:HA	1:F:393:ARG:HD3	1.98	0.45
1:G:113:LEU:O	1:G:241:LEU:HB3	2.16	0.45
1:H:141:VAL:O	1:H:143:LEU:N	2.49	0.45
1:H:234:GLU:C	1:H:236:PHE:H	2.20	0.45
1:H:460:SER:C	1:H:462:PHE:H	2.20	0.45
1:I:352:PRO:HG3	3:I:6158:HOH:O	2.16	0.45
1:J:234:GLU:C	1:J:236:PHE:H	2.18	0.45
1:J:356:GLU:O	1:J:358:ARG:N	2.50	0.45
1:N:85:LEU:HD12	1:N:86:ILE:N	2.30	0.45
1:N:137:LYS:HE3	1:W:182:ALA:CB	2.46	0.45
1:N:206:ILE:O	1:N:206:ILE:HG12	2.16	0.45
1:O:118:LEU:N	3:O:6122:HOH:O	2.48	0.45
1:O:192:LYS:C	1:R:189:LYS:HZ2	2.19	0.45
1:O:203:ILE:HG23	1:O:204:GLY:N	2.32	0.45
1:P:30:ARG:HD3	1:P:30:ARG:C	2.37	0.45
1:P:63:ILE:HD12	1:P:63:ILE:N	2.31	0.45
1:P:117:PRO:HD2	3:P:6075:HOH:O	2.15	0.45
1:P:329:LEU:HD11	1:P:332:ALA:H	1.82	0.45
1:R:30:ARG:HD3	1:R:30:ARG:C	2.36	0.45
1:R:195:GLU:OE2	1:R:198:ASP:HB3	2.16	0.45
1:S:233:GLU:OE1	1:T:6:LEU:HB3	2.15	0.45
1:S:300:ILE:HG12	1:T:381:CYS:O	2.16	0.45
1:S:438:LEU:HD12	1:S:438:LEU:HA	1.76	0.45
1:T:308:LYS:O	1:T:308:LYS:HD3	2.16	0.45
1:U:206:ILE:HG13	1:U:216:LYS:CB	2.44	0.45
1:U:395:ILE:C	1:U:397:SER:H	2.20	0.45
1:W:438:LEU:HD12	1:W:438:LEU:HA	1.80	0.45
1:X:57:TYR:HA	1:X:76:VAL:HA	1.97	0.45
1:X:342:ASP:HB3	3:X:6125:HOH:O	2.16	0.45
1:B:141:VAL:O	1:B:143:LEU:N	2.49	0.45
1:B:192:LYS:HB3	1:K:189:LYS:CD	2.46	0.45

*Continued on next page...*

*Continued from previous page...*

Atom-1	Atom-2	Interatomic distance (Å)	Clash overlap (Å)
1:B:381:CYS:O	1:D:300:ILE:HG12	2.16	0.45
1:C:112:ASP:OD2	1:C:112:ASP:N	2.49	0.45
1:C:189:LYS:CE	1:F:192:LYS:HB3	2.47	0.45
1:D:57:TYR:HA	1:D:76:VAL:HA	1.96	0.45
1:D:184:GLU:HB2	3:D:6036:HOH:O	2.15	0.45
1:D:195:GLU:OE2	1:D:198:ASP:HB3	2.17	0.45
1:E:463:LEU:HD23	1:E:464:ASN:ND2	2.31	0.45
1:F:13:TRP:O	1:F:14:ASP:HB2	2.16	0.45
1:F:61:GLU:CG	3:F:6075:HOH:O	2.64	0.45
1:H:30:ARG:O	1:H:31:PHE:HB2	2.16	0.45
1:H:202:LEU:HD22	1:H:221:ILE:CG1	2.47	0.45
1:J:113:LEU:O	1:J:241:LEU:HB3	2.16	0.45
1:J:188:LYS:NZ	3:J:6053:HOH:O	2.46	0.45
1:K:202:LEU:HG	1:K:202:LEU:O	2.16	0.45
1:K:252:TYR:OH	3:K:6107:HOH:O	2.18	0.45
1:L:13:TRP:CE2	1:L:450:ALA:HB2	2.51	0.45
1:L:57:TYR:HA	1:L:76:VAL:HA	1.96	0.45
1:L:113:LEU:O	1:L:241:LEU:HB3	2.16	0.45
1:M:208:LEU:HD13	1:M:223:LYS:HE3	1.98	0.45
1:M:329:LEU:HD11	1:M:332:ALA:H	1.81	0.45
1:M:338:MET:SD	1:M:423:LEU:HD12	2.57	0.45
1:M:411:VAL:HG21	1:U:196:GLY:HA3	1.97	0.45
1:N:16:TYR:CG	3:N:6166:HOH:O	2.56	0.45
1:N:139:GLN:NE2	3:N:6032:HOH:O	2.48	0.45
1:N:221:ILE:HD11	1:W:254:PHE:HB3	1.99	0.45
1:N:234:GLU:O	1:N:236:PHE:N	2.43	0.45
1:O:192:LYS:CA	1:R:189:LYS:HZ1	2.29	0.45
1:P:212:GLU:O	1:P:213:GLU:HB3	2.15	0.45
1:Q:254:PHE:HB3	1:T:221:ILE:HD11	1.97	0.45
1:Q:400:SER:OG	1:Q:401:VAL:N	2.49	0.45
1:R:105:HIS:HA	1:R:292:VAL:O	2.16	0.45
1:R:124:LEU:HD22	1:R:203:ILE:CD1	2.45	0.45
1:S:385:ASN:O	1:S:389:ILE:HG13	2.16	0.45
1:T:63:ILE:N	1:T:63:ILE:HD12	2.32	0.45
1:T:307:SER:HA	3:T:6124:HOH:O	2.16	0.45
1:T:395:ILE:C	1:T:397:SER:H	2.19	0.45
1:U:124:LEU:HD23	1:U:124:LEU:N	2.18	0.45
1:U:125:ALA:C	3:U:6208:HOH:O	2.55	0.45
1:U:208:LEU:HD22	1:U:223:LYS:HG3	1.99	0.45
1:V:21:LEU:CD2	3:V:6071:HOH:O	2.64	0.45
1:V:141:VAL:O	1:V:143:LEU:N	2.49	0.45

*Continued on next page...*

*Continued from previous page...*

Atom-1	Atom-2	Interatomic distance (Å)	Clash overlap (Å)
1:W:329:LEU:HD11	1:W:332:ALA:H	1.82	0.45
1:X:80:ASN:OD1	1:X:308:LYS:HG3	2.17	0.45
1:X:223:LYS:HE2	1:X:227:GLU:OE1	2.16	0.45
1:X:390:ALA:O	1:X:393:ARG:HB2	2.15	0.45
1:A:18:ASP:C	1:A:20:GLN:N	2.70	0.45
1:A:202:LEU:CD1	1:A:221:ILE:HD13	2.41	0.45
1:A:411:VAL:HG21	1:I:196:GLY:HA3	1.98	0.45
1:B:13:TRP:CE2	1:B:450:ALA:HB2	2.51	0.45
1:B:29:ASP:O	1:B:31:PHE:N	2.49	0.45
1:B:117:PRO:O	1:B:127:LEU:HA	2.15	0.45
1:B:376:ARG:HD3	1:B:412:ASP:OD1	2.16	0.45
1:D:105:HIS:HA	1:D:292:VAL:O	2.16	0.45
1:E:34:PHE:O	1:E:38:CYS:SG	2.74	0.45
1:E:63:ILE:HD12	1:E:63:ILE:N	2.31	0.45
1:E:435:VAL:HG12	1:E:436:ALA:N	2.32	0.45
1:F:115:GLN:OE1	1:G:371:LYS:HB2	2.16	0.45
1:F:131:TYR:O	1:G:377:GLY:HA2	2.17	0.45
1:G:192:LYS:HB3	1:J:189:LYS:CD	2.46	0.45
1:G:208:LEU:HD13	1:G:223:LYS:HG3	1.98	0.45
1:H:230:ASP:HA	3:H:6118:HOH:O	2.16	0.45
1:I:124:LEU:HD22	1:I:203:ILE:CD1	2.47	0.45
1:I:391:GLU:O	1:I:395:ILE:HG13	2.17	0.45
1:J:263:GLY:O	1:J:264:GLN:C	2.55	0.45
1:J:280:MET:HE2	1:J:463:LEU:HB2	1.98	0.45
1:K:195:GLU:OE2	1:K:198:ASP:HB3	2.17	0.45
1:L:206:ILE:HB	1:L:217:VAL:HG22	1.99	0.45
1:L:246:ALA:N	3:L:6243:HOH:O	2.50	0.45
1:L:285:LYS:HE2	3:L:6095:HOH:O	2.16	0.45
1:M:31:PHE:HA	3:M:6050:HOH:O	2.17	0.45
1:M:58:ARG:O	1:M:60:ILE:N	2.49	0.45
1:M:112:ASP:OD2	1:M:112:ASP:N	2.48	0.45
1:N:189:LYS:NZ	1:W:192:LYS:C	2.70	0.45
1:N:254:PHE:HB3	1:W:221:ILE:HD11	1.96	0.45
1:O:16:TYR:CZ	1:O:453:TYR:HD2	2.35	0.45
1:O:63:ILE:N	1:O:63:ILE:HD12	2.31	0.45
1:O:80:ASN:CG	1:O:308:LYS:HG3	2.37	0.45
1:O:421:TYR:HE2	3:O:6101:HOH:O	1.98	0.45
1:P:195:GLU:OE2	1:P:198:ASP:HB3	2.16	0.45
1:P:263:GLY:O	1:P:264:GLN:C	2.55	0.45
1:Q:80:ASN:HB2	1:Q:308:LYS:CE	2.41	0.45
1:Q:234:GLU:C	1:Q:236:PHE:H	2.20	0.45

*Continued on next page...*



*Continued from previous page...*

Atom-1	Atom-2	Interatomic distance (Å)	Clash overlap (Å)
1:R:20:GLN:O	1:R:21:LEU:C	2.55	0.45
1:R:203:ILE:HG23	1:R:204:GLY:N	2.31	0.45
1:R:338:MET:HB2	1:R:428:MET:HE2	1.97	0.45
1:R:390:ALA:O	1:R:393:ARG:HB2	2.15	0.45
1:S:13:TRP:O	1:S:14:ASP:HB2	2.16	0.45
1:S:18:ASP:O	1:S:19:LYS:HB2	2.17	0.45
1:S:151:ILE:O	1:S:159:VAL:HG22	2.16	0.45
1:T:217:VAL:HG21	3:T:6117:HOH:O	2.15	0.45
1:U:213:GLU:HB2	3:U:6165:HOH:O	2.15	0.45
1:U:460:SER:C	1:U:462:PHE:H	2.20	0.45
1:V:13:TRP:CE2	1:V:450:ALA:HB2	2.51	0.45
1:V:63:ILE:HD12	1:V:63:ILE:N	2.32	0.45
1:V:85:LEU:HD12	1:V:86:ILE:N	2.31	0.45
1:V:139:GLN:HB2	3:V:6057:HOH:O	2.16	0.45
1:W:17:ASP:HB3	1:W:18:ASP:H	1.46	0.45
1:W:435:VAL:HG12	1:W:436:ALA:N	2.31	0.45
1:A:56:GLY:O	1:A:57:TYR:HB2	2.16	0.45
1:A:124:LEU:HD22	1:A:203:ILE:CD1	2.46	0.45
1:B:30:ARG:HD3	1:B:30:ARG:C	2.37	0.45
1:B:223:LYS:HE2	1:B:227:GLU:OE1	2.16	0.45
1:C:234:GLU:CG	1:C:235:ASP:H	2.14	0.45
1:C:429:GLN:NE2	3:C:6015:HOH:O	2.38	0.45
1:D:33:ASN:O	1:D:35:ILE:N	2.49	0.45
1:D:207:PRO:HG3	1:D:216:LYS:HD2	1.99	0.45
1:D:435:VAL:HG13	1:D:451:ASP:HB3	1.98	0.45
1:E:53:GLU:HG2	1:E:274:PHE:HZ	1.80	0.45
1:E:214:LYS:HA	3:E:6115:HOH:O	2.16	0.45
1:G:13:TRP:CE2	1:G:450:ALA:HB2	2.51	0.45
1:G:105:HIS:HA	1:G:292:VAL:O	2.16	0.45
1:G:151:ILE:O	1:G:159:VAL:HG22	2.17	0.45
1:G:338:MET:CG	1:G:339:LEU:N	2.80	0.45
1:G:376:ARG:HD3	1:G:412:ASP:OD1	2.16	0.45
1:G:460:SER:C	1:G:462:PHE:H	2.19	0.45
1:H:16:TYR:CZ	1:H:453:TYR:HD2	2.35	0.45
1:H:33:ASN:O	1:H:35:ILE:N	2.49	0.45
1:H:223:LYS:HE2	1:H:227:GLU:OE1	2.16	0.45
1:H:356:GLU:O	1:H:358:ARG:N	2.50	0.45
1:H:398:LYS:HD3	1:H:399:GLU:HG2	1.99	0.45
1:I:189:LYS:NZ	1:L:192:LYS:N	2.58	0.45
1:J:18:ASP:C	1:J:20:GLN:N	2.68	0.45
1:J:333:LEU:HB2	3:J:6153:HOH:O	2.15	0.45

*Continued on next page...*

*Continued from previous page...*

Atom-1	Atom-2	Interatomic distance (Å)	Clash overlap (Å)
1:K:58:ARG:O	1:K:60:ILE:N	2.50	0.45
1:K:113:LEU:O	1:K:241:LEU:HB3	2.17	0.45
1:K:119:TYR:HB3	3:K:6112:HOH:O	2.16	0.45
1:K:358:ARG:NH1	1:K:358:ARG:HB2	2.31	0.45
1:L:18:ASP:C	1:L:20:GLN:N	2.70	0.45
1:L:124:LEU:HD22	1:L:203:ILE:CD1	2.46	0.45
1:L:146:ALA:HB2	1:L:246:ALA:HB2	1.98	0.45
1:L:194:ILE:O	1:L:195:GLU:O	2.35	0.45
1:L:435:VAL:HG12	1:L:436:ALA:N	2.31	0.45
1:N:16:TYR:CZ	1:N:453:TYR:HD2	2.34	0.45
1:N:101:ILE:HD12	1:N:428:MET:CE	2.47	0.45
1:N:189:LYS:CE	1:W:192:LYS:HB3	2.46	0.45
1:N:263:GLY:O	1:N:264:GLN:C	2.55	0.45
1:P:159:VAL:HG12	3:P:6071:HOH:O	2.15	0.45
1:S:30:ARG:HD3	1:S:30:ARG:C	2.36	0.45
1:S:50:LYS:HE2	1:S:79:ASN:HD22	1.82	0.45
1:U:112:ASP:OD2	1:U:112:ASP:N	2.50	0.45
1:U:212:GLU:O	1:U:213:GLU:HB3	2.16	0.45
1:V:29:ASP:N	3:V:6093:HOH:O	2.48	0.45
1:W:117:PRO:HB2	1:W:127:LEU:HG	1.99	0.45
1:W:146:ALA:HB2	1:W:246:ALA:HB2	1.99	0.45
1:W:196:GLY:HA3	1:X:411:VAL:HG21	1.98	0.45
1:X:90:ILE:H	1:X:90:ILE:CD1	2.28	0.45
1:X:356:GLU:O	1:X:358:ARG:N	2.49	0.45
1:X:400:SER:HB3	3:X:6129:HOH:O	2.17	0.45
1:A:208:LEU:HD13	1:A:223:LYS:HE3	1.99	0.45
1:A:390:ALA:O	1:A:393:ARG:HB2	2.17	0.45
1:B:78:ALA:HB3	1:B:86:ILE:CG2	2.47	0.45
1:C:9:TYR:CE1	1:C:404:GLN:HA	2.52	0.45
1:C:283:ALA:N	3:C:6231:HOH:O	2.48	0.45
1:C:376:ARG:HD3	1:C:412:ASP:OD1	2.17	0.45
1:E:213:GLU:HG2	3:E:6073:HOH:O	2.15	0.45
1:G:124:LEU:CB	1:G:203:ILE:HD12	2.28	0.45
1:G:250:ARG:HD2	3:J:6139:HOH:O	2.17	0.45
1:G:400:SER:OG	1:G:401:VAL:N	2.49	0.45
1:H:75:LYS:HE3	3:H:6090:HOH:O	2.16	0.45
1:I:124:LEU:CB	1:I:203:ILE:HD12	2.28	0.45
1:I:202:LEU:O	1:I:202:LEU:HG	2.17	0.45
1:I:208:LEU:HD22	1:I:223:LYS:HG3	1.99	0.45
1:J:30:ARG:HD3	1:J:30:ARG:C	2.37	0.45
1:J:59:ASN:HB2	1:J:76:VAL:CB	2.33	0.45

*Continued on next page...*

*Continued from previous page...*

Atom-1	Atom-2	Interatomic distance (Å)	Clash overlap (Å)
1:J:271:TYR:O	1:J:274:PHE:HB3	2.17	0.45
1:K:13:TRP:O	1:K:14:ASP:HB2	2.17	0.45
1:K:55:SER:N	3:K:6039:HOH:O	2.49	0.45
1:K:197:GLU:OE2	1:K:197:GLU:N	2.50	0.45
1:K:206:ILE:O	1:K:206:ILE:HG12	2.15	0.45
1:K:206:ILE:HB	1:K:217:VAL:HG22	1.99	0.45
1:K:263:GLY:O	1:K:264:GLN:C	2.55	0.45
1:K:391:GLU:O	1:K:395:ILE:HG13	2.17	0.45
1:L:30:ARG:HD3	1:L:30:ARG:C	2.37	0.45
1:L:58:ARG:O	1:L:60:ILE:N	2.49	0.45
1:L:285:LYS:CD	3:L:6095:HOH:O	2.62	0.45
1:N:208:LEU:HD13	1:N:223:LYS:HE3	1.99	0.45
1:O:329:LEU:HD11	1:O:332:ALA:H	1.81	0.45
1:O:394:ARG:O	1:O:397:SER:HB2	2.17	0.45
1:P:58:ARG:O	1:P:60:ILE:N	2.50	0.45
1:P:208:LEU:HD13	1:P:223:LYS:HG3	1.98	0.45
1:P:356:GLU:O	1:P:358:ARG:N	2.50	0.45
1:Q:26:ALA:CB	3:Q:6151:HOH:O	2.63	0.45
1:Q:128:GLU:OE1	1:Q:196:GLY:O	2.34	0.45
1:R:212:GLU:O	1:R:213:GLU:HB3	2.16	0.45
1:T:206:ILE:HB	1:T:217:VAL:HG22	1.98	0.45
1:T:271:TYR:O	1:T:274:PHE:HB3	2.16	0.45
1:T:328:LYS:O	1:T:329:LEU:CG	2.56	0.45
1:U:124:LEU:HD22	1:U:203:ILE:CD1	2.47	0.45
1:U:155:ASP:HB3	3:U:6242:HOH:O	2.17	0.45
1:U:197:GLU:OE2	1:U:197:GLU:N	2.49	0.45
1:V:195:GLU:OE2	1:V:198:ASP:HB3	2.16	0.45
1:W:13:TRP:O	1:W:14:ASP:HB2	2.17	0.45
1:W:387:GLU:H	1:W:387:GLU:CD	2.20	0.45
1:X:53:GLU:HG2	1:X:274:PHE:HZ	1.82	0.45
1:X:234:GLU:CG	1:X:235:ASP:H	2.19	0.45
1:A:63:ILE:N	1:A:63:ILE:HD12	2.31	0.45
1:B:257:SER:CB	1:K:203:ILE:HG22	2.45	0.45
1:C:253:GLY:HA3	3:C:6225:HOH:O	2.17	0.45
1:D:30:ARG:HD3	1:D:30:ARG:C	2.37	0.45
1:D:35:ILE:HD11	1:D:39:LYS:HE3	1.99	0.45
1:D:112:ASP:OD2	1:D:112:ASP:N	2.50	0.45
1:D:264:GLN:HB2	1:D:445:GLU:HB2	1.98	0.45
1:E:25:PHE:CD1	1:E:26:ALA:N	2.85	0.45
1:E:30:ARG:HD3	1:E:30:ARG:C	2.37	0.45
1:F:90:ILE:H	1:F:90:ILE:CD1	2.28	0.45

*Continued on next page...*

*Continued from previous page...*

Atom-1	Atom-2	Interatomic distance (Å)	Clash overlap (Å)
1:F:233:GLU:HB3	1:G:7:LYS:H	1.81	0.45
1:F:408:LEU:CB	3:F:6149:HOH:O	2.65	0.45
1:F:448:SER:HB3	1:F:451:ASP:OD2	2.17	0.45
1:G:80:ASN:OD1	1:G:308:LYS:HG3	2.17	0.45
1:G:356:GLU:O	1:G:358:ARG:N	2.49	0.45
1:G:390:ALA:HA	1:G:393:ARG:HD3	1.97	0.45
1:I:33:ASN:O	1:I:36:SER:N	2.50	0.45
1:J:18:ASP:HB2	1:J:21:LEU:HD12	1.97	0.45
1:J:202:LEU:HD13	1:J:221:ILE:CB	2.41	0.45
1:J:208:LEU:HD13	1:J:223:LYS:HE3	1.99	0.45
1:K:30:ARG:HB2	1:K:449:LYS:HD3	1.98	0.45
1:K:80:ASN:CG	1:K:308:LYS:HG3	2.37	0.45
1:K:401:VAL:N	3:K:6034:HOH:O	2.49	0.45
1:K:448:SER:HB3	1:K:451:ASP:OD2	2.16	0.45
1:L:438:LEU:HD12	1:L:438:LEU:HA	1.78	0.45
1:M:385:ASN:O	1:M:389:ILE:HG13	2.16	0.45
1:N:197:GLU:OE2	1:N:197:GLU:N	2.49	0.45
1:O:58:ARG:O	1:O:60:ILE:N	2.49	0.45
1:O:59:ASN:HB2	1:O:76:VAL:CB	2.33	0.45
1:P:13:TRP:O	1:P:14:ASP:HB2	2.17	0.45
1:P:30:ARG:O	1:P:31:PHE:HB2	2.17	0.45
1:P:42:ARG:O	1:P:42:ARG:NE	2.50	0.45
1:P:394:ARG:O	1:P:397:SER:HB2	2.17	0.45
1:Q:440:MSE:HG3	3:Q:6198:HOH:O	2.17	0.45
1:Q:448:SER:O	1:Q:452:ILE:HG13	2.17	0.45
1:R:56:GLY:O	1:R:57:TYR:HB2	2.16	0.45
1:R:101:ILE:HD12	1:R:428:MET:CE	2.47	0.45
1:R:385:ASN:O	1:R:389:ILE:HG13	2.16	0.45
1:S:203:ILE:HG23	1:S:204:GLY:N	2.31	0.45
1:U:13:TRP:CE2	1:U:450:ALA:HB2	2.51	0.45
1:U:18:ASP:O	1:U:19:LYS:HB2	2.17	0.45
1:U:368:VAL:HG13	3:U:6194:HOH:O	2.16	0.45
1:V:338:MET:SD	1:V:423:LEU:HD12	2.57	0.45
1:V:355:MET:HB3	3:V:6218:HOH:O	2.16	0.45
1:W:201:ILE:HG13	1:W:202:LEU:CD2	2.46	0.45
1:W:212:GLU:O	1:W:213:GLU:HB3	2.16	0.45
1:W:271:TYR:O	1:W:274:PHE:HB3	2.16	0.45
1:A:113:LEU:O	1:A:241:LEU:HB3	2.16	0.45
1:A:203:ILE:HG12	1:D:363:LEU:HD22	1.99	0.45
1:A:308:LYS:O	1:A:308:LYS:HD3	2.17	0.45
1:B:329:LEU:HD11	1:B:332:ALA:H	1.81	0.45

*Continued on next page...*

*Continued from previous page...*

Atom-1	Atom-2	Interatomic distance (Å)	Clash overlap (Å)
1:B:394:ARG:O	1:B:397:SER:HB2	2.17	0.45
1:C:113:LEU:O	1:C:241:LEU:HB3	2.15	0.45
1:C:206:ILE:O	1:C:206:ILE:HG12	2.15	0.45
1:C:387:GLU:CD	1:C:387:GLU:H	2.20	0.45
1:C:440:MSE:N	3:C:6160:HOH:O	2.49	0.45
1:D:17:ASP:HB3	1:D:18:ASP:H	1.49	0.45
1:D:18:ASP:O	1:D:19:LYS:HB2	2.17	0.45
1:D:154:LYS:HE3	3:D:6198:HOH:O	2.16	0.45
1:D:212:GLU:O	1:D:213:GLU:HB3	2.16	0.45
1:E:189:LYS:NZ	1:H:192:LYS:CB	2.80	0.45
1:E:387:GLU:CD	1:E:387:GLU:H	2.20	0.45
1:G:35:ILE:HD11	1:G:39:LYS:HE3	1.99	0.45
1:G:57:TYR:N	1:G:75:LYS:HG3	2.28	0.45
1:G:60:ILE:HD12	3:G:6197:HOH:O	2.16	0.45
1:H:283:ALA:N	3:H:6132:HOH:O	2.50	0.45
1:I:30:ARG:O	1:I:31:PHE:HB2	2.17	0.45
1:I:42:ARG:O	1:I:42:ARG:NE	2.50	0.45
1:I:189:LYS:NZ	1:L:192:LYS:H	1.95	0.45
1:J:54:LYS:HB3	3:J:6034:HOH:O	2.17	0.45
1:K:63:ILE:HD12	1:K:63:ILE:N	2.32	0.45
1:L:195:GLU:OE2	1:L:198:ASP:HB3	2.17	0.45
1:L:234:GLU:C	1:L:236:PHE:H	2.19	0.45
1:L:367:ILE:HG12	3:L:6096:HOH:O	2.17	0.45
1:M:50:LYS:HE2	1:M:79:ASN:HD22	1.81	0.45
1:N:127:LEU:HD13	1:N:201:ILE:HD13	1.98	0.45
1:O:30:ARG:HD3	1:O:30:ARG:C	2.37	0.45
1:O:358:ARG:NH1	1:O:358:ARG:HB2	2.32	0.45
1:P:56:GLY:O	1:P:57:TYR:HB2	2.16	0.45
1:P:66:LYS:HE3	3:P:6170:HOH:O	2.16	0.45
1:R:204:GLY:C	1:R:206:ILE:HG22	2.38	0.45
1:T:18:ASP:O	1:T:19:LYS:HB2	2.17	0.45
1:T:148:HIS:HD2	3:T:6081:HOH:O	1.99	0.45
1:U:33:ASN:O	1:U:35:ILE:N	2.50	0.45
1:V:30:ARG:HD3	1:V:30:ARG:C	2.37	0.45
1:W:208:LEU:HD22	1:W:223:LYS:HG3	1.99	0.45
1:W:289:THR:HG23	3:W:6134:HOH:O	2.16	0.45
1:W:448:SER:HB3	1:W:451:ASP:OD2	2.16	0.45
1:X:30:ARG:O	1:X:31:PHE:HB2	2.16	0.45
1:X:206:ILE:HB	1:X:217:VAL:HG22	1.99	0.45
1:X:264:GLN:HB2	1:X:445:GLU:HB2	1.99	0.45
1:A:16:TYR:CZ	1:A:453:TYR:HD2	2.34	0.45

*Continued on next page...*

*Continued from previous page...*

Atom-1	Atom-2	Interatomic distance (Å)	Clash overlap (Å)
1:A:30:ARG:HD3	1:A:30:ARG:C	2.37	0.45
1:A:356:GLU:O	1:A:358:ARG:N	2.50	0.45
1:B:18:ASP:O	1:B:19:LYS:HB2	2.17	0.45
1:C:193:VAL:HG23	1:F:189:LYS:HZ3	1.81	0.45
1:D:197:GLU:OE2	1:D:197:GLU:N	2.50	0.45
1:E:116:ASN:HD21	1:I:405:THR:CG2	2.29	0.45
1:E:189:LYS:NZ	1:H:192:LYS:CA	2.80	0.45
1:E:189:LYS:CB	1:H:189:LYS:HA	2.46	0.45
1:F:30:ARG:HD3	1:F:30:ARG:C	2.38	0.45
1:F:100:LYS:HE2	3:F:6077:HOH:O	2.16	0.45
1:F:449:LYS:HA	1:F:452:ILE:HD12	1.99	0.45
1:G:146:ALA:HB2	1:G:246:ALA:HB2	1.98	0.45
1:G:359:ASN:HA	3:G:6096:HOH:O	2.17	0.45
1:I:226:ASN:ND2	3:I:6042:HOH:O	2.50	0.45
1:I:463:LEU:CD2	1:I:464:ASN:H	2.18	0.45
1:J:63:ILE:HD12	1:J:63:ILE:N	2.32	0.45
1:K:16:TYR:O	1:K:17:ASP:C	2.55	0.45
1:K:34:PHE:N	3:K:6235:HOH:O	2.34	0.45
1:K:42:ARG:O	1:K:42:ARG:NE	2.49	0.45
1:K:259:VAL:HG22	3:K:6137:HOH:O	2.17	0.45
1:L:80:ASN:OD1	1:L:308:LYS:HG3	2.17	0.45
1:L:358:ARG:NH1	1:L:358:ARG:HB2	2.31	0.45
1:M:113:LEU:O	1:M:241:LEU:HB3	2.17	0.45
1:M:143:LEU:HD13	1:M:143:LEU:C	2.36	0.45
1:N:151:ILE:HB	1:N:159:VAL:HG22	1.99	0.45
1:N:203:ILE:HG12	1:W:363:LEU:HD22	1.99	0.45
1:O:101:ILE:HD12	1:O:428:MET:HE1	1.99	0.45
1:O:192:LYS:CB	1:R:189:LYS:HD2	2.42	0.45
1:O:264:GLN:HB2	1:O:445:GLU:HB2	1.99	0.45
1:Q:58:ARG:O	1:Q:60:ILE:N	2.50	0.45
1:R:102:LEU:CB	3:R:6217:HOH:O	2.64	0.45
1:R:194:ILE:HD11	1:S:412:ASP:OD2	2.17	0.45
1:T:277:MET:HE2	1:T:288:ILE:HA	1.99	0.45
1:U:25:PHE:CD1	1:U:25:PHE:C	2.90	0.45
1:X:33:ASN:O	1:X:35:ILE:N	2.49	0.45
1:A:57:TYR:CE2	1:A:75:LYS:HD3	2.52	0.45
1:A:178:LEU:HD12	1:A:180:HIS:CD2	2.49	0.45
1:A:189:LYS:NZ	1:D:192:LYS:C	2.70	0.45
1:A:363:LEU:HD13	1:D:203:ILE:HD13	1.98	0.45
1:A:376:ARG:HD3	1:A:412:ASP:OD1	2.17	0.45
1:C:308:LYS:O	1:C:308:LYS:HD3	2.17	0.45

*Continued on next page...*

*Continued from previous page...*

Atom-1	Atom-2	Interatomic distance (Å)	Clash overlap (Å)
1:D:208:LEU:HD13	1:D:223:LYS:HG3	1.98	0.45
1:E:189:LYS:CE	1:H:192:LYS:HB3	2.47	0.45
1:E:206:ILE:O	1:E:206:ILE:HG12	2.16	0.45
1:E:351:TYR:CG	1:H:177:ILE:HG12	2.51	0.45
1:F:194:ILE:O	1:F:195:GLU:O	2.35	0.45
3:F:6093:HOH:O	1:H:115:GLN:HG3	2.15	0.45
1:G:117:PRO:O	1:G:127:LEU:HA	2.17	0.45
1:G:254:PHE:HB3	1:J:221:ILE:HD11	1.99	0.45
1:G:329:LEU:HD11	1:G:332:ALA:H	1.81	0.45
1:H:22:LYS:CE	3:H:6084:HOH:O	2.65	0.45
1:I:16:TYR:CZ	1:I:453:TYR:HD2	2.34	0.45
1:I:90:ILE:H	1:I:90:ILE:CD1	2.29	0.45
1:I:234:GLU:O	1:I:236:PHE:N	2.44	0.45
1:I:268:ILE:HG23	1:I:269:CYS:N	2.32	0.45
1:J:30:ARG:NH2	1:J:34:PHE:CZ	2.85	0.45
1:J:53:GLU:HG2	1:J:274:PHE:HZ	1.82	0.45
1:J:90:ILE:H	1:J:90:ILE:CD1	2.29	0.45
1:K:202:LEU:CD1	1:K:221:ILE:HD13	2.41	0.45
1:K:398:LYS:HD3	1:K:399:GLU:HG2	1.99	0.45
1:M:182:ALA:CB	1:P:137:LYS:HE3	2.47	0.45
1:N:223:LYS:HE2	1:N:227:GLU:OE1	2.16	0.45
1:N:284:LYS:HG3	3:N:6114:HOH:O	2.17	0.45
1:Q:30:ARG:O	1:Q:31:PHE:HB2	2.16	0.45
1:Q:438:LEU:HD12	1:Q:438:LEU:HA	1.78	0.45
1:R:17:ASP:HB3	1:R:18:ASP:H	1.47	0.45
1:R:55:SER:N	3:R:6145:HOH:O	2.50	0.45
1:R:58:ARG:O	1:R:60:ILE:N	2.49	0.45
1:R:208:LEU:HD13	1:R:223:LYS:HE3	1.99	0.45
1:S:13:TRP:CE2	1:S:450:ALA:HB2	2.52	0.45
1:S:63:ILE:HD12	1:S:63:ILE:N	2.32	0.45
1:S:208:LEU:HD13	1:S:223:LYS:HE3	1.97	0.45
1:U:141:VAL:O	1:U:143:LEU:N	2.49	0.45
1:V:78:ALA:HB3	1:V:86:ILE:CG2	2.47	0.45
1:W:400:SER:OG	1:W:401:VAL:N	2.49	0.45
1:X:399:GLU:O	1:X:400:SER:HB3	2.17	0.45
1:A:80:ASN:HB2	1:A:308:LYS:CE	2.42	0.44
1:A:328:LYS:HE2	1:I:328:LYS:NZ	2.32	0.44
1:A:455:THR:HA	3:A:6022:HOH:O	2.17	0.44
1:C:395:ILE:C	1:C:397:SER:H	2.19	0.44
1:C:444:TRP:CD1	1:F:144:PRO:HD3	2.52	0.44
1:D:60:ILE:HG23	1:D:61:GLU:N	2.21	0.44

*Continued on next page...*

*Continued from previous page...*

Atom-1	Atom-2	Interatomic distance (Å)	Clash overlap (Å)
1:E:56:GLY:O	1:E:57:TYR:HB2	2.17	0.44
1:F:16:TYR:CZ	1:F:453:TYR:HD2	2.35	0.44
1:G:18:ASP:O	1:G:19:LYS:HB2	2.17	0.44
1:H:17:ASP:O	1:H:19:LYS:N	2.50	0.44
1:H:53:GLU:HG2	1:H:274:PHE:HZ	1.79	0.44
1:H:95:LEU:H	1:H:95:LEU:CD2	2.29	0.44
1:I:11:ASN:OD1	1:I:13:TRP:O	2.34	0.44
1:I:56:GLY:O	1:I:57:TYR:HB2	2.17	0.44
1:I:202:LEU:HD22	1:I:221:ILE:CG1	2.45	0.44
1:J:438:LEU:HD12	1:J:438:LEU:HA	1.83	0.44
1:L:30:ARG:O	1:L:31:PHE:HB2	2.17	0.44
1:L:33:ASN:O	1:L:34:PHE:C	2.55	0.44
1:L:123:ASP:HB2	1:L:124:LEU:HD23	1.99	0.44
1:M:30:ARG:HB2	1:M:449:LYS:HD3	1.99	0.44
1:M:42:ARG:O	1:M:42:ARG:NE	2.50	0.44
1:M:285:LYS:CE	3:M:6105:HOH:O	2.65	0.44
1:N:13:TRP:O	1:N:14:ASP:HB2	2.17	0.44
3:N:6248:HOH:O	1:W:248:LYS:HD3	2.15	0.44
1:O:105:HIS:HA	1:O:292:VAL:O	2.16	0.44
1:Q:18:ASP:O	1:Q:19:LYS:HB2	2.17	0.44
1:Q:113:LEU:O	1:Q:241:LEU:HB3	2.17	0.44
1:Q:193:VAL:HG23	1:T:189:LYS:HZ2	1.78	0.44
1:R:60:ILE:HG23	1:R:61:GLU:N	2.20	0.44
1:R:208:LEU:HD13	1:R:223:LYS:HG3	1.98	0.44
1:R:328:LYS:HG3	1:T:328:LYS:HZ3	1.80	0.44
1:R:400:SER:OG	1:R:401:VAL:N	2.50	0.44
1:S:17:ASP:O	1:S:19:LYS:N	2.50	0.44
1:S:25:PHE:HB2	3:S:6234:HOH:O	2.17	0.44
1:S:186:LEU:HD21	3:S:6061:HOH:O	2.16	0.44
1:T:277:MET:CE	1:T:288:ILE:HA	2.47	0.44
1:U:56:GLY:O	1:U:57:TYR:HB2	2.17	0.44
1:U:280:MET:HE2	1:U:463:LEU:HB2	2.00	0.44
1:V:69:THR:HA	3:V:6214:HOH:O	2.16	0.44
1:W:30:ARG:HD3	1:W:30:ARG:C	2.37	0.44
1:W:202:LEU:HD22	1:W:221:ILE:CG1	2.45	0.44
1:X:30:ARG:HB2	1:X:449:LYS:HD3	1.99	0.44
1:X:293:ASP:OD1	1:X:303:THR:HB	2.17	0.44
1:X:394:ARG:O	1:X:397:SER:HB2	2.17	0.44
1:A:50:LYS:HE2	1:A:79:ASN:HD22	1.82	0.44
1:A:354:VAL:HG21	1:D:181:LEU:HB3	1.99	0.44
1:A:463:LEU:CD2	1:A:464:ASN:N	2.76	0.44

*Continued on next page...*



*Continued from previous page...*

Atom-1	Atom-2	Interatomic distance (Å)	Clash overlap (Å)
1:B:42:ARG:O	1:B:42:ARG:NE	2.50	0.44
1:B:363:LEU:HB3	1:K:203:ILE:HD11	1.99	0.44
1:D:19:LYS:N	1:D:19:LYS:HD2	2.33	0.44
1:D:63:ILE:N	1:D:63:ILE:HD12	2.32	0.44
1:E:17:ASP:O	1:E:19:LYS:N	2.50	0.44
1:E:208:LEU:HD13	1:E:223:LYS:HE3	1.98	0.44
1:E:214:LYS:HG3	3:E:6115:HOH:O	2.15	0.44
1:F:42:ARG:O	1:F:42:ARG:NE	2.50	0.44
1:G:63:ILE:N	1:G:63:ILE:HD12	2.32	0.44
1:G:189:LYS:HZ1	1:J:192:LYS:CA	2.31	0.44
1:G:189:LYS:NZ	1:J:192:LYS:CA	2.79	0.44
1:G:189:LYS:NZ	1:J:192:LYS:N	2.61	0.44
1:H:30:ARG:HB2	1:H:449:LYS:HD3	1.99	0.44
1:H:394:ARG:O	1:H:397:SER:HB2	2.17	0.44
1:J:264:GLN:HB2	1:J:445:GLU:HB2	2.00	0.44
1:L:202:LEU:HD22	1:L:221:ILE:CG1	2.46	0.44
1:M:405:THR:CG2	1:U:116:ASN:HD21	2.31	0.44
1:N:95:LEU:H	1:N:95:LEU:CD2	2.29	0.44
1:O:328:LYS:NZ	1:P:330:ARG:HH21	2.15	0.44
1:P:206:ILE:HB	1:P:217:VAL:HG22	1.99	0.44
1:P:222:MET:HE2	3:P:6154:HOH:O	2.16	0.44
1:P:387:GLU:CD	1:P:387:GLU:H	2.20	0.44
1:P:400:SER:OG	1:P:401:VAL:N	2.50	0.44
1:Q:94:PRO:HB2	3:Q:6095:HOH:O	2.16	0.44
1:R:131:TYR:O	1:S:377:GLY:HA2	2.18	0.44
1:R:355:MET:HE2	3:R:6069:HOH:O	2.17	0.44
1:U:189:LYS:NZ	1:X:192:LYS:CA	2.80	0.44
1:U:438:LEU:HD12	1:U:438:LEU:HA	1.80	0.44
1:V:17:ASP:O	1:V:19:LYS:N	2.50	0.44
1:V:19:LYS:N	1:V:19:LYS:HD2	2.33	0.44
1:V:448:SER:O	1:V:452:ILE:HG13	2.17	0.44
1:W:141:VAL:O	1:W:143:LEU:N	2.51	0.44
1:W:202:LEU:O	1:W:202:LEU:HG	2.16	0.44
1:X:112:ASP:N	1:X:112:ASP:OD2	2.49	0.44
1:A:29:ASP:O	1:A:31:PHE:N	2.51	0.44
1:A:124:LEU:HD23	1:A:124:LEU:N	2.19	0.44
1:B:328:LYS:CE	1:C:328:LYS:HE2	2.47	0.44
1:C:63:ILE:HD12	1:C:63:ILE:N	2.31	0.44
1:C:81:ARG:HA	1:C:81:ARG:HD2	1.85	0.44
1:C:101:ILE:HD12	1:C:428:MET:CE	2.48	0.44
1:D:132:TYR:CE1	1:D:297:VAL:HB	2.53	0.44

*Continued on next page...*

*Continued from previous page...*

Atom-1	Atom-2	Interatomic distance (Å)	Clash overlap (Å)
1:D:202:LEU:HD22	1:D:221:ILE:CG1	2.47	0.44
1:E:13:TRP:O	1:E:14:ASP:HB2	2.17	0.44
1:E:18:ASP:C	1:E:20:GLN:N	2.69	0.44
1:E:386:PRO:HD2	1:E:387:GLU:OE2	2.17	0.44
1:F:17:ASP:O	1:F:19:LYS:N	2.50	0.44
1:G:86:ILE:HG22	1:G:308:LYS:HE3	1.99	0.44
1:H:395:ILE:C	1:H:397:SER:H	2.21	0.44
1:H:400:SER:OG	1:H:401:VAL:N	2.50	0.44
1:I:18:ASP:O	1:I:19:LYS:HB2	2.16	0.44
1:I:165:GLU:HB2	3:I:6192:HOH:O	2.18	0.44
1:I:189:LYS:NZ	1:L:192:LYS:CB	2.80	0.44
1:I:387:GLU:H	1:I:387:GLU:CD	2.20	0.44
1:I:395:ILE:C	1:I:397:SER:H	2.20	0.44
1:J:376:ARG:HD3	1:J:412:ASP:OD1	2.17	0.44
1:K:18:ASP:C	1:K:20:GLN:N	2.71	0.44
1:K:196:GLY:HA3	1:L:411:VAL:HG21	1.99	0.44
1:L:13:TRP:O	1:L:14:ASP:HB2	2.17	0.44
1:L:17:ASP:O	1:L:19:LYS:N	2.50	0.44
1:L:113:LEU:O	1:L:241:LEU:CD2	2.54	0.44
1:M:264:GLN:CG	1:M:445:GLU:HB2	2.43	0.44
1:M:328:LYS:CE	1:Q:328:LYS:HE2	2.48	0.44
1:M:363:LEU:HD13	1:P:203:ILE:HD13	2.00	0.44
1:N:192:LYS:HB3	1:W:189:LYS:CD	2.48	0.44
1:N:202:LEU:HD22	1:N:221:ILE:CG1	2.45	0.44
1:N:390:ALA:O	1:N:393:ARG:HB2	2.17	0.44
1:P:18:ASP:O	1:P:19:LYS:HB2	2.16	0.44
1:P:113:LEU:O	1:P:241:LEU:CD2	2.53	0.44
1:P:113:LEU:O	1:P:241:LEU:HB3	2.18	0.44
1:P:338:MET:HB2	1:P:428:MET:HE2	1.97	0.44
1:P:438:LEU:HD12	1:P:438:LEU:HA	1.82	0.44
1:Q:30:ARG:HD3	1:Q:30:ARG:C	2.38	0.44
1:Q:33:ASN:O	1:Q:35:ILE:N	2.50	0.44
1:Q:197:GLU:OE2	1:Q:197:GLU:N	2.50	0.44
1:Q:206:ILE:HB	1:Q:217:VAL:HG22	1.99	0.44
1:Q:338:MET:SD	1:Q:423:LEU:HD12	2.58	0.44
1:R:124:LEU:HA	1:R:217:VAL:HG11	1.98	0.44
1:S:387:GLU:CD	1:S:387:GLU:H	2.20	0.44
1:U:63:ILE:HD12	1:U:63:ILE:N	2.32	0.44
1:U:226:ASN:HB2	3:U:6197:HOH:O	2.16	0.44
1:U:328:LYS:C	1:U:330:ARG:H	2.21	0.44
1:U:376:ARG:HD3	1:U:412:ASP:OD1	2.16	0.44

*Continued on next page...*

*Continued from previous page...*

Atom-1	Atom-2	Interatomic distance (Å)	Clash overlap (Å)
1:V:30:ARG:O	1:V:31:PHE:HB2	2.18	0.44
1:V:203:ILE:HG23	1:V:204:GLY:N	2.32	0.44
1:X:30:ARG:HD3	1:X:30:ARG:C	2.37	0.44
1:B:16:TYR:O	1:B:17:ASP:C	2.56	0.44
1:B:328:LYS:NZ	1:C:328:LYS:HE2	2.32	0.44
1:B:328:LYS:HG3	1:D:328:LYS:HZ3	1.82	0.44
1:C:139:GLN:NE2	3:C:6032:HOH:O	2.41	0.44
1:C:293:ASP:OD1	1:C:303:THR:HB	2.18	0.44
1:D:178:LEU:HD12	1:D:180:HIS:CD2	2.50	0.44
1:E:30:ARG:HB2	1:E:449:LYS:HD3	1.98	0.44
1:E:136:LYS:HE2	1:I:376:ARG:HD2	2.00	0.44
1:F:143:LEU:HA	1:F:144:PRO:HD3	1.78	0.44
1:F:290:ILE:O	1:F:291:LEU:HD23	2.16	0.44
1:G:66:LYS:HE3	3:G:6094:HOH:O	2.15	0.44
1:G:192:LYS:N	1:J:189:LYS:NZ	2.60	0.44
1:H:314:VAL:C	1:H:316:ASP:N	2.71	0.44
1:I:53:GLU:HG2	1:I:274:PHE:HZ	1.80	0.44
1:J:124:LEU:HA	1:J:217:VAL:HG11	2.00	0.44
1:J:387:GLU:CD	1:J:387:GLU:H	2.21	0.44
1:J:463:LEU:CD2	1:J:464:ASN:H	2.18	0.44
1:K:328:LYS:O	1:K:329:LEU:CG	2.58	0.44
1:K:356:GLU:O	1:K:358:ARG:N	2.51	0.44
1:L:52:ALA:O	1:L:53:GLU:HB2	2.18	0.44
1:L:223:LYS:HE2	1:L:227:GLU:OE1	2.17	0.44
1:M:206:ILE:O	1:M:206:ILE:HG12	2.15	0.44
1:M:231:ILE:HG13	3:M:6112:HOH:O	2.17	0.44
1:M:387:GLU:CD	1:M:387:GLU:H	2.20	0.44
1:M:395:ILE:C	1:M:397:SER:H	2.19	0.44
1:M:397:SER:HB3	3:M:6129:HOH:O	2.17	0.44
1:N:17:ASP:HB3	1:N:18:ASP:H	1.48	0.44
1:N:285:LYS:HB2	1:N:285:LYS:NZ	2.33	0.44
1:O:18:ASP:O	1:O:19:LYS:HB2	2.17	0.44
1:O:81:ARG:NH1	3:O:6077:HOH:O	2.51	0.44
1:P:18:ASP:C	1:P:20:GLN:N	2.70	0.44
1:P:124:LEU:HA	1:P:217:VAL:HG11	1.99	0.44
1:Q:112:ASP:HB2	1:Q:241:LEU:HD13	1.99	0.44
1:Q:189:LYS:HD2	1:T:192:LYS:CB	2.46	0.44
1:Q:354:VAL:HG21	1:T:181:LEU:HB3	1.99	0.44
1:Q:390:ALA:HA	1:Q:393:ARG:HD3	2.00	0.44
1:R:435:VAL:HG12	1:R:436:ALA:N	2.33	0.44
1:S:78:ALA:HB3	1:S:86:ILE:CG2	2.48	0.44

*Continued on next page...*

*Continued from previous page...*

Atom-1	Atom-2	Interatomic distance (Å)	Clash overlap (Å)
1:S:141:VAL:HB	3:S:6174:HOH:O	2.17	0.44
1:S:269:CYS:SG	1:S:434:GLY:HA2	2.57	0.44
1:T:33:ASN:O	1:T:36:SER:N	2.51	0.44
1:U:208:LEU:HD13	1:U:223:LYS:HE3	1.99	0.44
1:U:311:GLU:HG3	1:U:311:GLU:O	2.17	0.44
1:V:100:LYS:HB2	1:V:287:CYS:CB	2.43	0.44
1:V:330:ARG:HH21	1:X:328:LYS:NZ	2.15	0.44
1:W:230:ASP:CA	3:W:6216:HOH:O	2.65	0.44
1:W:398:LYS:C	1:W:400:SER:H	2.20	0.44
1:X:64:LEU:O	1:X:65:ALA:HB3	2.18	0.44
1:X:194:ILE:O	1:X:195:GLU:O	2.36	0.44
1:X:263:GLY:O	1:X:264:GLN:C	2.54	0.44
1:A:17:ASP:O	1:A:19:LYS:N	2.51	0.44
1:A:30:ARG:HB2	1:A:449:LYS:HD3	1.98	0.44
1:B:264:GLN:HB2	1:B:445:GLU:HB2	1.99	0.44
1:E:391:GLU:O	1:E:395:ILE:HG13	2.18	0.44
1:F:18:ASP:C	1:F:20:GLN:N	2.70	0.44
1:F:391:GLU:O	1:F:395:ILE:HG13	2.18	0.44
1:G:80:ASN:HB2	1:G:308:LYS:CE	2.45	0.44
1:G:202:LEU:HB2	1:J:255:ASP:OD2	2.17	0.44
1:G:394:ARG:O	1:G:397:SER:HB2	2.18	0.44
1:H:18:ASP:O	1:H:19:LYS:HB2	2.16	0.44
1:H:30:ARG:NH2	1:H:34:PHE:CZ	2.86	0.44
1:H:358:ARG:NH1	1:H:358:ARG:HB2	2.32	0.44
1:I:57:TYR:CE2	1:I:75:LYS:HD3	2.53	0.44
1:I:203:ILE:HG12	1:L:363:LEU:HD22	2.00	0.44
1:L:263:GLY:O	1:L:264:GLN:C	2.55	0.44
1:M:382:ASN:CG	3:M:6220:HOH:O	2.56	0.44
1:N:57:TYR:CE2	1:N:75:LYS:HD3	2.52	0.44
1:N:62:ASP:HB2	3:N:6157:HOH:O	2.17	0.44
1:N:63:ILE:HD12	1:N:63:ILE:N	2.32	0.44
1:N:212:GLU:HA	3:N:6191:HOH:O	2.18	0.44
3:N:6154:HOH:O	1:W:260:MET:HE1	2.18	0.44
1:O:192:LYS:N	1:R:189:LYS:NZ	2.60	0.44
1:O:311:GLU:HB3	1:P:330:ARG:HH11	1.81	0.44
1:O:387:GLU:H	1:O:387:GLU:CD	2.21	0.44
1:P:33:ASN:O	1:P:35:ILE:N	2.50	0.44
1:P:223:LYS:HE2	1:P:227:GLU:OE1	2.18	0.44
1:P:251:ASP:HB2	3:P:6191:HOH:O	2.17	0.44
1:Q:306:GLN:NE2	3:Q:6120:HOH:O	2.23	0.44
1:R:52:ALA:O	1:R:53:GLU:HB2	2.18	0.44

*Continued on next page...*

*Continued from previous page...*

Atom-1	Atom-2	Interatomic distance (Å)	Clash overlap (Å)
1:T:30:ARG:O	1:T:31:PHE:HB2	2.17	0.44
1:T:77:TYR:CD1	1:T:77:TYR:C	2.91	0.44
1:U:80:ASN:HB2	1:U:308:LYS:CE	2.44	0.44
1:U:192:LYS:HB3	1:X:189:LYS:CD	2.47	0.44
1:U:391:GLU:O	1:U:395:ILE:HG13	2.18	0.44
1:V:13:TRP:O	1:V:14:ASP:HB2	2.18	0.44
1:V:16:TYR:CZ	1:V:453:TYR:HD2	2.36	0.44
1:V:58:ARG:O	1:V:60:ILE:N	2.51	0.44
1:V:151:ILE:HB	1:V:159:VAL:HG22	1.99	0.44
1:V:329:LEU:HD11	1:V:332:ALA:H	1.81	0.44
1:W:117:PRO:O	1:W:127:LEU:HA	2.18	0.44
1:X:18:ASP:O	1:X:19:LYS:HB2	2.17	0.44
1:X:81:ARG:HD2	1:X:81:ARG:HA	1.85	0.44
1:A:128:GLU:OE1	1:A:197:GLU:HA	2.17	0.44
1:A:203:ILE:HG23	1:A:204:GLY:N	2.31	0.44
1:A:351:TYR:CG	1:D:177:ILE:HG12	2.52	0.44
1:B:30:ARG:NH2	1:B:34:PHE:CZ	2.85	0.44
1:B:61:GLU:HB2	3:B:6054:HOH:O	2.17	0.44
1:B:208:LEU:HD13	1:B:223:LYS:HE3	2.00	0.44
1:B:387:GLU:CD	1:B:387:GLU:H	2.20	0.44
1:C:57:TYR:CE2	1:C:75:LYS:HD3	2.52	0.44
1:C:95:LEU:H	1:C:95:LEU:CD2	2.30	0.44
1:C:192:LYS:N	1:F:189:LYS:NZ	2.52	0.44
1:C:268:ILE:HG23	1:C:269:CYS:N	2.32	0.44
1:D:14:ASP:HA	3:D:6046:HOH:O	2.17	0.44
1:D:143:LEU:HD13	1:D:143:LEU:C	2.38	0.44
1:D:376:ARG:HD3	1:D:412:ASP:OD1	2.18	0.44
1:E:30:ARG:O	1:E:31:PHE:HB2	2.18	0.44
1:E:100:LYS:HB2	1:E:287:CYS:CB	2.47	0.44
1:E:394:ARG:O	1:E:397:SER:HB2	2.18	0.44
1:F:13:TRP:CE2	1:F:450:ALA:HB2	2.53	0.44
1:F:141:VAL:O	1:F:143:LEU:N	2.51	0.44
1:F:305:MET:CE	3:F:6210:HOH:O	2.65	0.44
1:F:387:GLU:H	1:F:387:GLU:CD	2.21	0.44
1:G:30:ARG:O	1:G:31:PHE:HB2	2.17	0.44
1:G:399:GLU:O	1:G:400:SER:HB3	2.17	0.44
1:H:13:TRP:CE2	1:H:450:ALA:HB2	2.53	0.44
1:H:18:ASP:C	1:H:20:GLN:N	2.70	0.44
1:H:66:LYS:HD2	3:H:6058:HOH:O	2.18	0.44
1:H:203:ILE:HG23	1:H:204:GLY:N	2.32	0.44
1:H:264:GLN:HB2	1:H:445:GLU:HB2	2.00	0.44

*Continued on next page...*

*Continued from previous page...*

Atom-1	Atom-2	Interatomic distance (Å)	Clash overlap (Å)
1:I:13:TRP:CE2	1:I:450:ALA:HB2	2.52	0.44
1:I:137:LYS:HZ3	1:L:176:ASP:CG	2.20	0.44
1:K:57:TYR:N	1:K:75:LYS:HG3	2.28	0.44
1:K:388:TYR:HB2	3:K:6183:HOH:O	2.17	0.44
1:M:13:TRP:O	1:M:14:ASP:HB2	2.18	0.44
1:M:25:PHE:CD1	1:M:25:PHE:C	2.91	0.44
1:N:52:ALA:O	1:N:53:GLU:HB2	2.18	0.44
1:N:192:LYS:C	1:W:189:LYS:NZ	2.71	0.44
1:O:17:ASP:O	1:O:19:LYS:N	2.51	0.44
1:O:221:ILE:HD11	1:R:254:PHE:HB3	2.00	0.44
1:P:141:VAL:O	1:P:143:LEU:N	2.50	0.44
1:Q:329:LEU:HD11	1:Q:332:ALA:H	1.82	0.44
1:Q:394:ARG:O	1:Q:397:SER:HB2	2.18	0.44
1:R:112:ASP:OD2	1:R:112:ASP:N	2.50	0.44
1:T:59:ASN:HB2	1:T:76:VAL:CB	2.32	0.44
1:T:60:ILE:CG2	1:T:61:GLU:H	2.23	0.44
1:T:208:LEU:HD13	1:T:223:LYS:HE3	1.99	0.44
1:T:264:GLN:HB2	1:T:445:GLU:HB2	2.00	0.44
1:U:16:TYR:CZ	1:U:453:TYR:HD2	2.35	0.44
1:U:113:LEU:O	1:U:241:LEU:HB3	2.17	0.44
1:U:154:LYS:N	3:U:6222:HOH:O	2.50	0.44
1:U:194:ILE:O	1:U:195:GLU:O	2.35	0.44
1:U:363:LEU:HD22	1:X:203:ILE:HG12	1.99	0.44
1:V:328:LYS:O	1:V:329:LEU:CG	2.57	0.44
1:W:59:ASN:HB2	1:W:76:VAL:CB	2.32	0.44
1:A:338:MET:SD	1:A:423:LEU:HD12	2.58	0.44
1:B:201:ILE:O	1:B:202:LEU:HB3	2.17	0.44
1:B:297:VAL:HG22	1:C:379:SER:HA	1.99	0.44
1:B:328:LYS:C	1:B:330:ARG:H	2.21	0.44
1:B:356:GLU:HB2	3:B:6158:HOH:O	2.18	0.44
1:B:356:GLU:O	1:B:358:ARG:N	2.51	0.44
1:C:80:ASN:HB2	1:C:308:LYS:CE	2.45	0.44
1:C:191:SER:HB3	3:C:6112:HOH:O	2.17	0.44
1:C:192:LYS:CB	1:F:189:LYS:HD2	2.48	0.44
1:D:30:ARG:O	1:D:31:PHE:HB2	2.17	0.44
1:D:90:ILE:H	1:D:90:ILE:CD1	2.30	0.44
1:D:234:GLU:C	1:D:236:PHE:H	2.20	0.44
1:E:124:LEU:HD22	1:E:203:ILE:CD1	2.47	0.44
1:E:463:LEU:HA	3:E:6097:HOH:O	2.17	0.44
1:F:358:ARG:NH1	1:F:358:ARG:HB2	2.33	0.44
1:G:13:TRP:O	1:G:14:ASP:HB2	2.18	0.44

*Continued on next page...*

*Continued from previous page...*

Atom-1	Atom-2	Interatomic distance (Å)	Clash overlap (Å)
1:G:192:LYS:C	1:J:189:LYS:NZ	2.71	0.44
1:H:263:GLY:O	1:H:264:GLN:C	2.56	0.44
1:I:17:ASP:HB3	1:I:18:ASP:H	1.48	0.44
1:I:80:ASN:CG	1:I:308:LYS:HG3	2.38	0.44
1:K:81:ARG:HA	1:K:81:ARG:HD2	1.85	0.44
1:K:208:LEU:HD13	1:K:223:LYS:HE3	1.99	0.44
1:K:223:LYS:HE2	1:K:227:GLU:OE1	2.18	0.44
1:K:328:LYS:C	1:K:330:ARG:H	2.21	0.44
1:L:143:LEU:HA	1:L:144:PRO:HD3	1.79	0.44
1:M:181:LEU:HB3	1:P:354:VAL:HG21	2.00	0.44
1:M:328:LYS:HG3	1:U:328:LYS:HZ1	1.81	0.44
1:N:61:GLU:HA	3:N:6252:HOH:O	2.17	0.44
1:N:192:LYS:CA	1:W:189:LYS:NZ	2.81	0.44
1:N:202:LEU:HB3	1:N:221:ILE:HD13	2.00	0.44
1:N:268:ILE:HG23	1:N:269:CYS:N	2.32	0.44
1:O:50:LYS:HE2	1:O:79:ASN:HD22	1.82	0.44
1:O:354:VAL:HG21	1:R:181:LEU:HB3	2.00	0.44
1:P:117:PRO:HB2	1:P:127:LEU:HG	2.00	0.44
1:Q:34:PHE:CZ	3:T:6063:HOH:O	2.55	0.44
1:Q:139:GLN:HG3	1:T:139:GLN:CG	2.46	0.44
1:Q:201:ILE:O	1:Q:202:LEU:HB3	2.18	0.44
1:R:219:HIS:ND1	1:S:6:LEU:CD2	2.80	0.44
1:S:17:ASP:HB3	1:S:18:ASP:H	1.47	0.44
1:S:117:PRO:O	1:S:127:LEU:HA	2.17	0.44
1:S:192:LYS:HB3	1:V:189:LYS:CD	2.48	0.44
1:S:218:LYS:HE2	1:T:6:LEU:HD23	2.00	0.44
1:T:80:ASN:CG	1:T:308:LYS:HG3	2.38	0.44
1:U:40:THR:HG21	1:U:45:VAL:HA	1.98	0.44
1:U:124:LEU:H	1:U:124:LEU:CD2	2.15	0.44
1:U:182:ALA:CB	1:X:137:LYS:HE3	2.48	0.44
1:U:195:GLU:OE2	1:U:198:ASP:HB3	2.18	0.44
1:X:387:GLU:CD	1:X:387:GLU:H	2.21	0.44
1:A:189:LYS:HZ2	1:D:192:LYS:C	2.21	0.44
1:A:201:ILE:O	1:A:202:LEU:HB3	2.18	0.44
1:B:52:ALA:O	1:B:53:GLU:HB2	2.18	0.44
1:B:192:LYS:CA	1:K:189:LYS:NZ	2.81	0.44
1:B:234:GLU:CG	1:B:235:ASP:H	2.18	0.44
1:B:314:VAL:C	1:B:316:ASP:N	2.71	0.44
1:D:206:ILE:HB	1:D:217:VAL:HG22	2.00	0.44
1:E:18:ASP:O	1:E:19:LYS:HB2	2.18	0.44
1:E:80:ASN:HB2	1:E:308:LYS:CE	2.42	0.44

*Continued on next page...*

*Continued from previous page...*

Atom-1	Atom-2	Interatomic distance (Å)	Clash overlap (Å)
1:E:189:LYS:HD2	1:H:192:LYS:CB	2.46	0.44
1:E:197:GLU:OE2	1:E:197:GLU:N	2.51	0.44
1:E:209:LYS:HE2	3:E:6171:HOH:O	2.17	0.44
1:F:112:ASP:CA	1:F:241:LEU:HB2	2.48	0.44
1:G:192:LYS:NZ	1:G:192:LYS:HA	2.33	0.44
1:G:202:LEU:O	1:G:202:LEU:HG	2.17	0.44
1:H:208:LEU:HD22	1:H:223:LYS:HG3	1.99	0.44
1:I:189:LYS:CB	1:L:189:LYS:HA	2.46	0.44
1:I:208:LEU:HD13	1:I:223:LYS:HE3	1.99	0.44
1:J:5:LEU:HD13	1:J:6:LEU:N	2.32	0.44
1:L:63:ILE:N	1:L:63:ILE:HD12	2.32	0.44
1:M:153:LYS:CA	3:M:6041:HOH:O	2.66	0.44
1:M:189:LYS:HZ2	1:P:192:LYS:C	2.20	0.44
1:M:193:VAL:N	1:P:189:LYS:NZ	2.66	0.44
1:M:233:GLU:HB2	1:Q:6:LEU:HA	2.00	0.44
1:M:238:SER:OG	1:Q:393:ARG:NH1	2.51	0.44
1:M:256:ARG:NH1	3:M:6204:HOH:O	2.51	0.44
1:M:264:GLN:HB2	1:M:445:GLU:HB2	2.00	0.44
1:N:18:ASP:O	1:N:19:LYS:HB2	2.18	0.44
1:N:314:VAL:C	1:N:316:ASP:N	2.71	0.44
1:N:376:ARG:HD2	1:P:136:LYS:CE	2.47	0.44
1:N:431:ILE:CG1	3:N:6273:HOH:O	2.54	0.44
1:N:463:LEU:CG	1:N:464:ASN:N	2.80	0.44
1:O:234:GLU:C	1:O:236:PHE:H	2.21	0.44
1:P:314:VAL:C	1:P:316:ASP:N	2.70	0.44
1:Q:212:GLU:O	1:Q:213:GLU:HB3	2.16	0.44
1:Q:376:ARG:HD3	1:Q:412:ASP:OD1	2.18	0.44
1:R:16:TYR:CZ	1:R:453:TYR:HD2	2.36	0.44
1:R:215:GLN:HG2	3:R:6048:HOH:O	2.18	0.44
1:S:300:ILE:C	1:S:300:ILE:HD12	2.39	0.44
1:T:17:ASP:O	1:T:19:LYS:N	2.51	0.44
1:T:18:ASP:C	1:T:20:GLN:N	2.70	0.44
1:T:58:ARG:O	1:T:60:ILE:N	2.50	0.44
1:T:202:LEU:HD22	1:T:221:ILE:CG1	2.48	0.44
1:U:17:ASP:HB3	1:U:18:ASP:H	1.47	0.44
1:V:53:GLU:HG2	1:V:274:PHE:HZ	1.80	0.44
1:V:206:ILE:HA	1:V:207:PRO:HA	1.87	0.44
1:V:300:ILE:C	1:V:300:ILE:HD12	2.39	0.44
1:W:30:ARG:O	1:W:31:PHE:HB2	2.17	0.44
1:W:203:ILE:HG23	1:W:204:GLY:N	2.33	0.44
1:W:206:ILE:O	1:W:206:ILE:HG12	2.17	0.44

*Continued on next page...*



*Continued from previous page...*

Atom-1	Atom-2	Interatomic distance (Å)	Clash overlap (Å)
1:W:234:GLU:O	1:W:236:PHE:N	2.47	0.44
1:A:13:TRP:O	1:A:14:ASP:HB2	2.18	0.44
1:A:95:LEU:HA	3:A:6074:HOH:O	2.17	0.44
1:A:399:GLU:O	1:A:400:SER:HB3	2.18	0.44
1:B:18:ASP:C	1:B:20:GLN:N	2.69	0.44
1:B:25:PHE:CD1	1:B:25:PHE:C	2.91	0.44
1:B:58:ARG:O	1:B:60:ILE:N	2.50	0.44
1:B:189:LYS:NZ	1:K:192:LYS:C	2.71	0.44
1:C:80:ASN:OD1	1:C:308:LYS:HG3	2.18	0.44
1:C:128:GLU:OE1	1:C:197:GLU:HB3	2.18	0.44
1:C:390:ALA:O	1:C:393:ARG:HB2	2.17	0.44
1:D:13:TRP:O	1:D:14:ASP:HB2	2.17	0.44
1:D:80:ASN:HB2	1:D:308:LYS:CE	2.42	0.44
1:F:197:GLU:OE2	1:F:197:GLU:N	2.50	0.44
1:F:233:GLU:CB	1:G:7:LYS:H	2.31	0.44
1:G:30:ARG:HD3	1:G:30:ARG:C	2.37	0.44
1:G:56:GLY:O	1:G:57:TYR:HB2	2.17	0.44
1:G:188:LYS:HE3	1:J:186:LEU:HD12	1.99	0.44
1:G:192:LYS:HB3	1:J:189:LYS:CE	2.48	0.44
1:H:139:GLN:HB2	3:H:6042:HOH:O	2.17	0.44
1:H:206:ILE:HB	1:H:217:VAL:HG22	1.99	0.44
1:I:117:PRO:O	1:I:127:LEU:HA	2.17	0.44
1:I:189:LYS:HD2	1:L:192:LYS:CB	2.46	0.44
1:I:263:GLY:O	1:I:264:GLN:C	2.56	0.44
1:J:112:ASP:CA	1:J:241:LEU:HB2	2.47	0.44
1:J:285:LYS:NZ	1:J:285:LYS:HB2	2.33	0.44
1:J:328:LYS:HG3	1:L:328:LYS:NZ	2.33	0.44
1:K:20:GLN:O	1:K:21:LEU:C	2.56	0.44
1:K:234:GLU:CG	1:K:235:ASP:H	2.17	0.44
1:K:314:VAL:C	1:K:316:ASP:N	2.72	0.44
1:K:398:LYS:C	1:K:400:SER:H	2.20	0.44
1:K:457:ASN:HB3	3:K:6059:HOH:O	2.17	0.44
1:L:387:GLU:H	1:L:387:GLU:CD	2.21	0.44
1:M:18:ASP:C	1:M:20:GLN:N	2.71	0.44
1:M:56:GLY:O	1:M:57:TYR:HB2	2.17	0.44
1:M:124:LEU:HA	1:M:217:VAL:HG11	1.98	0.44
1:M:132:TYR:CE1	1:M:297:VAL:HB	2.52	0.44
1:M:435:VAL:HG12	1:M:436:ALA:N	2.33	0.44
1:O:132:TYR:CE1	1:O:297:VAL:HB	2.52	0.44
1:O:170:PRO:HA	1:R:251:ASP:O	2.17	0.44
1:O:197:GLU:OE2	1:O:197:GLU:N	2.51	0.44

*Continued on next page...*

*Continued from previous page...*

Atom-1	Atom-2	Interatomic distance (Å)	Clash overlap (Å)
1:O:343:VAL:HG11	1:O:437:LEU:HD11	1.99	0.44
1:Q:112:ASP:OD2	1:Q:112:ASP:N	2.51	0.44
1:Q:225:LEU:HD13	3:Q:6100:HOH:O	2.16	0.44
1:Q:308:LYS:HD2	3:Q:6120:HOH:O	2.18	0.44
1:Q:435:VAL:HG12	1:Q:436:ALA:N	2.33	0.44
1:R:29:ASP:O	1:R:31:PHE:N	2.51	0.44
1:R:329:LEU:HD11	1:R:332:ALA:H	1.82	0.44
1:S:18:ASP:O	1:S:20:GLN:HG3	2.17	0.44
1:S:112:ASP:OD2	1:S:112:ASP:N	2.48	0.44
1:S:125:ALA:HB1	3:S:6236:HOH:O	2.17	0.44
1:T:35:ILE:HD11	1:T:39:LYS:HE3	2.00	0.44
1:T:141:VAL:O	1:T:143:LEU:N	2.51	0.44
1:U:180:HIS:C	1:U:181:LEU:HD12	2.38	0.44
1:U:202:LEU:HD22	1:U:221:ILE:CG1	2.46	0.44
1:U:203:ILE:CG2	3:X:6094:HOH:O	2.66	0.44
1:V:113:LEU:O	1:V:241:LEU:HB3	2.17	0.44
1:V:187:GLU:HB3	3:V:6216:HOH:O	2.18	0.44
1:W:33:ASN:O	1:W:34:PHE:C	2.56	0.44
1:W:112:ASP:CG	1:W:241:LEU:HD22	2.38	0.44
1:W:230:ASP:N	3:W:6216:HOH:O	2.51	0.44
1:X:192:LYS:HZ3	1:X:192:LYS:HA	1.83	0.44
1:B:17:ASP:HB3	1:B:18:ASP:H	1.47	0.43
1:B:197:GLU:OE2	1:B:197:GLU:N	2.50	0.43
1:B:202:LEU:HB2	1:K:255:ASP:OD2	2.17	0.43
1:B:441:HIS:HE1	3:B:6156:HOH:O	2.00	0.43
1:C:285:LYS:CD	3:C:6187:HOH:O	2.65	0.43
1:D:30:ARG:NH2	1:D:34:PHE:CZ	2.86	0.43
1:D:203:ILE:HG23	1:D:204:GLY:N	2.32	0.43
1:D:394:ARG:O	1:D:397:SER:HB2	2.18	0.43
1:E:208:LEU:HD22	1:E:223:LYS:HG3	2.00	0.43
1:F:202:LEU:CD1	1:F:221:ILE:HD13	2.39	0.43
1:G:42:ARG:O	1:G:42:ARG:NE	2.50	0.43
1:H:116:ASN:HA	3:H:6022:HOH:O	2.18	0.43
1:I:385:ASN:O	1:I:389:ILE:HG13	2.18	0.43
1:J:364:GLY:N	1:J:451:ASP:OD2	2.51	0.43
1:K:78:ALA:HB3	1:K:86:ILE:CG2	2.48	0.43
1:L:77:TYR:CD1	1:L:77:TYR:C	2.91	0.43
1:L:376:ARG:HD3	1:L:412:ASP:OD1	2.18	0.43
1:M:192:LYS:HA	1:M:192:LYS:NZ	2.32	0.43
1:M:258:MET:HE3	1:P:203:ILE:HD13	1.99	0.43
1:M:308:LYS:O	1:M:308:LYS:HD3	2.18	0.43

*Continued on next page...*

*Continued from previous page...*

Atom-1	Atom-2	Interatomic distance (Å)	Clash overlap (Å)
1:M:346:ALA:HB2	1:M:436:ALA:HB1	2.00	0.43
1:N:192:LYS:HB3	1:W:189:LYS:CE	2.48	0.43
1:N:208:LEU:HD22	1:N:223:LYS:HG3	2.00	0.43
1:O:30:ARG:O	1:O:31:PHE:HB2	2.18	0.43
1:O:222:MET:HG2	1:P:6:LEU:CD1	2.47	0.43
1:O:234:GLU:CG	1:O:235:ASP:H	2.17	0.43
1:Q:25:PHE:CD1	1:Q:25:PHE:C	2.92	0.43
1:R:18:ASP:C	1:R:20:GLN:N	2.69	0.43
1:R:124:LEU:CB	1:R:203:ILE:HD12	2.30	0.43
1:R:143:LEU:HA	1:R:144:PRO:HD3	1.78	0.43
1:U:57:TYR:CE2	1:U:75:LYS:HD3	2.53	0.43
1:U:203:ILE:HG22	1:X:257:SER:CB	2.48	0.43
1:V:117:PRO:O	1:V:127:LEU:HA	2.18	0.43
1:V:208:LEU:HD13	1:V:223:LYS:HE3	2.00	0.43
1:W:53:GLU:HG2	1:W:274:PHE:HZ	1.81	0.43
1:W:114:LYS:O	1:W:117:PRO:HD3	2.18	0.43
1:A:393:ARG:NH1	1:I:238:SER:OG	2.51	0.43
1:B:72:GLU:HB2	3:B:6109:HOH:O	2.17	0.43
1:B:390:ALA:O	1:B:393:ARG:HB2	2.17	0.43
1:C:53:GLU:HG2	1:C:274:PHE:HZ	1.82	0.43
1:D:329:LEU:HD11	1:D:332:ALA:H	1.82	0.43
1:E:11:ASN:OD1	1:E:11:ASN:C	2.56	0.43
1:E:20:GLN:O	1:E:21:LEU:C	2.56	0.43
1:E:25:PHE:CD1	1:E:25:PHE:C	2.90	0.43
1:E:201:ILE:O	1:E:202:LEU:HB3	2.18	0.43
1:F:20:GLN:C	1:F:24:VAL:HG23	2.38	0.43
1:F:399:GLU:O	1:F:400:SER:HB3	2.18	0.43
1:H:77:TYR:C	1:H:77:TYR:CD1	2.91	0.43
1:H:338:MET:SD	1:H:423:LEU:HD12	2.58	0.43
1:I:19:LYS:N	1:I:19:LYS:HD2	2.33	0.43
1:I:127:LEU:HD13	1:I:201:ILE:HD13	1.98	0.43
1:I:194:ILE:O	1:I:195:GLU:O	2.36	0.43
1:I:401:VAL:CA	3:I:6170:HOH:O	2.65	0.43
1:J:124:LEU:HD22	1:J:203:ILE:CD1	2.47	0.43
1:J:202:LEU:HG	1:J:202:LEU:O	2.17	0.43
1:J:208:LEU:HD22	1:J:223:LYS:HG3	2.00	0.43
1:J:240:GLU:HG3	3:J:6181:HOH:O	2.18	0.43
1:K:385:ASN:O	1:K:389:ILE:HG13	2.18	0.43
1:K:387:GLU:CD	1:K:387:GLU:H	2.21	0.43
1:L:399:GLU:O	1:L:400:SER:HB3	2.17	0.43
1:L:405:THR:HG23	3:L:6127:HOH:O	2.18	0.43

*Continued on next page...*

*Continued from previous page...*

Atom-1	Atom-2	Interatomic distance (Å)	Clash overlap (Å)
1:M:206:ILE:HB	1:M:217:VAL:HG22	1.99	0.43
1:M:284:LYS:N	3:M:6119:HOH:O	2.51	0.43
1:M:394:ARG:NH2	1:M:465:ASN:HD21	2.15	0.43
1:N:56:GLY:O	1:N:57:TYR:HB2	2.18	0.43
1:N:329:LEU:HD11	1:N:332:ALA:H	1.83	0.43
1:N:387:GLU:CD	1:N:387:GLU:H	2.21	0.43
1:O:20:GLN:O	1:O:21:LEU:C	2.56	0.43
1:O:192:LYS:HA	1:O:192:LYS:NZ	2.33	0.43
1:O:280:MET:CE	3:O:6138:HOH:O	2.66	0.43
1:P:112:ASP:N	1:P:112:ASP:OD2	2.51	0.43
1:P:338:MET:SD	1:P:423:LEU:HD12	2.57	0.43
1:P:376:ARG:HD3	1:P:412:ASP:OD1	2.18	0.43
1:Q:17:ASP:O	1:Q:19:LYS:N	2.52	0.43
1:Q:57:TYR:CE2	1:Q:75:LYS:HD3	2.52	0.43
1:Q:192:LYS:CB	1:T:189:LYS:NZ	2.80	0.43
1:Q:194:ILE:O	1:Q:195:GLU:O	2.37	0.43
1:Q:266:ASP:H	1:Q:343:VAL:HG13	1.83	0.43
1:R:13:TRP:CE2	1:R:450:ALA:HB2	2.53	0.43
1:R:102:LEU:HB3	3:R:6217:HOH:O	2.17	0.43
1:R:112:ASP:CA	1:R:241:LEU:HB2	2.48	0.43
1:S:30:ARG:HB2	1:S:449:LYS:HD3	2.00	0.43
1:S:51:THR:CG2	3:S:6230:HOH:O	2.65	0.43
1:S:354:VAL:CG2	1:V:181:LEU:HB3	2.47	0.43
1:T:329:LEU:HD11	1:T:332:ALA:H	1.83	0.43
1:T:338:MET:SD	1:T:423:LEU:HD12	2.58	0.43
1:T:356:GLU:O	1:T:358:ARG:N	2.51	0.43
1:U:112:ASP:CA	1:U:241:LEU:HB2	2.48	0.43
1:V:356:GLU:O	1:V:358:ARG:N	2.51	0.43
1:V:387:GLU:H	1:V:387:GLU:CD	2.21	0.43
1:W:101:ILE:HD12	1:W:428:MET:HE1	1.99	0.43
1:W:124:LEU:HA	1:W:217:VAL:HG11	2.00	0.43
1:W:165:GLU:HB2	3:W:6145:HOH:O	2.18	0.43
1:X:51:THR:HG23	3:X:6067:HOH:O	2.16	0.43
1:A:20:GLN:O	1:A:21:LEU:C	2.56	0.43
1:A:95:LEU:H	1:A:95:LEU:CD2	2.31	0.43
1:A:293:ASP:OD1	1:A:303:THR:HB	2.19	0.43
1:A:371:LYS:HB2	1:I:115:GLN:OE1	2.18	0.43
1:B:194:ILE:O	1:B:195:GLU:O	2.36	0.43
1:B:194:ILE:HD11	1:C:412:ASP:OD2	2.17	0.43
1:B:206:ILE:O	1:B:206:ILE:HG12	2.16	0.43
1:C:33:ASN:O	1:C:35:ILE:N	2.51	0.43

*Continued on next page...*

*Continued from previous page...*

Atom-1	Atom-2	Interatomic distance (Å)	Clash overlap (Å)
1:C:124:LEU:HD22	1:C:203:ILE:CD1	2.48	0.43
1:C:189:LYS:NZ	1:F:192:LYS:CA	2.81	0.43
1:C:314:VAL:C	1:C:316:ASP:N	2.70	0.43
1:E:13:TRP:CE2	1:E:450:ALA:HB2	2.53	0.43
1:E:30:ARG:NH2	1:E:34:PHE:CZ	2.86	0.43
1:E:139:GLN:CG	1:H:139:GLN:HG3	2.46	0.43
1:G:25:PHE:CD1	1:G:25:PHE:C	2.91	0.43
1:G:112:ASP:CA	1:G:241:LEU:HB2	2.49	0.43
1:G:363:LEU:HD22	1:J:203:ILE:HG12	2.00	0.43
1:H:107:ASP:HB2	3:H:6029:HOH:O	2.18	0.43
1:H:117:PRO:O	1:H:127:LEU:HA	2.18	0.43
1:H:207:PRO:HD2	1:H:210:ASP:HA	2.01	0.43
1:H:329:LEU:HD11	1:H:332:ALA:H	1.82	0.43
1:I:59:ASN:HB2	1:I:76:VAL:CB	2.33	0.43
1:I:206:ILE:HB	1:I:217:VAL:HG22	1.98	0.43
1:I:376:ARG:HB2	3:I:6043:HOH:O	2.18	0.43
1:J:56:GLY:O	1:J:57:TYR:HB2	2.17	0.43
1:J:180:HIS:C	1:J:181:LEU:HD12	2.39	0.43
1:J:399:GLU:HB2	3:J:6075:HOH:O	2.17	0.43
1:K:234:GLU:C	1:K:236:PHE:H	2.20	0.43
1:K:394:ARG:O	1:K:397:SER:HB2	2.19	0.43
1:L:53:GLU:HG2	1:L:274:PHE:HZ	1.82	0.43
1:L:394:ARG:O	1:L:397:SER:HB2	2.18	0.43
1:M:263:GLY:O	1:M:264:GLN:C	2.57	0.43
1:N:53:GLU:HG2	1:N:274:PHE:HZ	1.84	0.43
1:N:90:ILE:H	1:N:90:ILE:CD1	2.29	0.43
1:N:194:ILE:O	1:N:195:GLU:O	2.35	0.43
1:N:196:GLY:HA3	1:O:411:VAL:CG2	2.44	0.43
1:N:356:GLU:O	1:N:358:ARG:N	2.51	0.43
1:P:16:TYR:O	1:P:17:ASP:C	2.55	0.43
1:P:25:PHE:CD1	1:P:25:PHE:C	2.92	0.43
1:P:78:ALA:HB3	1:P:86:ILE:CG2	2.48	0.43
1:P:112:ASP:HB2	1:P:241:LEU:HD13	2.00	0.43
1:P:143:LEU:HD13	1:P:143:LEU:C	2.38	0.43
1:P:308:LYS:O	1:P:308:LYS:HD3	2.18	0.43
1:Q:18:ASP:C	1:Q:20:GLN:N	2.70	0.43
1:Q:63:ILE:N	1:Q:63:ILE:HD12	2.33	0.43
1:Q:192:LYS:N	1:T:189:LYS:NZ	2.62	0.43
1:Q:258:MET:HE3	1:T:203:ILE:HD13	2.00	0.43
1:Q:398:LYS:C	1:Q:400:SER:H	2.21	0.43
3:R:6178:HOH:O	1:T:302:ALA:HB1	2.18	0.43

*Continued on next page...*

*Continued from previous page...*

Atom-1	Atom-2	Interatomic distance (Å)	Clash overlap (Å)
1:S:285:LYS:HB2	1:S:285:LYS:NZ	2.34	0.43
1:T:398:LYS:C	1:T:400:SER:H	2.21	0.43
1:U:263:GLY:O	1:U:264:GLN:C	2.57	0.43
1:V:391:GLU:O	1:V:395:ILE:HG13	2.18	0.43
1:V:400:SER:OG	1:V:401:VAL:N	2.50	0.43
1:V:412:ASP:OD2	1:X:194:ILE:HD11	2.17	0.43
1:W:136:LYS:HE2	1:X:376:ARG:HD2	2.00	0.43
1:W:314:VAL:C	1:W:316:ASP:N	2.70	0.43
1:W:463:LEU:HA	3:W:6142:HOH:O	2.17	0.43
1:X:18:ASP:C	1:X:20:GLN:N	2.70	0.43
1:A:25:PHE:CD1	1:A:25:PHE:C	2.92	0.43
1:A:48:LEU:CD2	3:A:6082:HOH:O	2.65	0.43
1:A:139:GLN:HG3	1:D:139:GLN:CG	2.47	0.43
1:C:195:GLU:OE2	1:C:198:ASP:HB3	2.18	0.43
1:E:77:TYR:CD1	1:E:77:TYR:C	2.92	0.43
1:E:202:LEU:CB	1:E:221:ILE:HD13	2.49	0.43
1:E:314:VAL:C	1:E:316:ASP:N	2.70	0.43
1:F:206:ILE:HB	1:F:217:VAL:HG22	1.99	0.43
1:G:19:LYS:HD3	3:G:6061:HOH:O	2.17	0.43
1:G:57:TYR:CE2	1:G:75:LYS:HD3	2.54	0.43
1:G:100:LYS:HB2	1:G:287:CYS:CB	2.47	0.43
1:G:201:ILE:O	1:G:202:LEU:HB3	2.19	0.43
1:G:328:LYS:HZ1	1:H:328:LYS:HG3	1.81	0.43
3:G:6151:HOH:O	1:J:190:ALA:HA	2.18	0.43
1:H:16:TYR:O	1:H:17:ASP:C	2.57	0.43
1:H:19:LYS:N	1:H:19:LYS:HD2	2.33	0.43
1:H:268:ILE:HG23	1:H:269:CYS:N	2.33	0.43
1:I:181:LEU:HD11	1:L:408:LEU:HG	2.01	0.43
1:I:189:LYS:HA	1:L:189:LYS:CB	2.47	0.43
1:I:376:ARG:HD3	1:I:412:ASP:OD1	2.18	0.43
1:K:112:ASP:CG	1:K:241:LEU:HD22	2.39	0.43
1:K:293:ASP:OD1	1:K:303:THR:HB	2.18	0.43
1:L:17:ASP:HB3	3:L:6040:HOH:O	2.18	0.43
1:L:356:GLU:O	1:L:358:ARG:N	2.51	0.43
1:M:20:GLN:O	1:M:21:LEU:C	2.56	0.43
1:M:223:LYS:HE2	1:M:227:GLU:OE1	2.19	0.43
1:M:243:ILE:HD13	3:M:6090:HOH:O	2.18	0.43
1:M:300:ILE:C	1:M:300:ILE:HD12	2.39	0.43
1:M:318:MET:HE3	3:M:6157:HOH:O	2.17	0.43
1:N:13:TRP:CE2	1:N:450:ALA:HB2	2.54	0.43
1:N:18:ASP:C	1:N:20:GLN:N	2.70	0.43

*Continued on next page...*

*Continued from previous page...*

Atom-1	Atom-2	Interatomic distance (Å)	Clash overlap (Å)
1:N:30:ARG:O	1:N:31:PHE:HB2	2.18	0.43
1:N:112:ASP:CA	1:N:241:LEU:HB2	2.48	0.43
1:N:128:GLU:OE1	1:N:197:GLU:HB3	2.18	0.43
1:N:132:TYR:CE1	1:N:297:VAL:HB	2.53	0.43
1:N:338:MET:SD	1:N:423:LEU:HD12	2.57	0.43
1:N:464:ASN:HB2	3:N:6151:HOH:O	2.19	0.43
1:O:78:ALA:HB3	1:O:86:ILE:CG2	2.47	0.43
1:O:193:VAL:N	1:R:189:LYS:NZ	2.67	0.43
1:O:206:ILE:HA	1:O:207:PRO:HA	1.82	0.43
1:P:80:ASN:HB2	1:P:308:LYS:CE	2.44	0.43
1:P:212:GLU:HA	3:P:6095:HOH:O	2.19	0.43
1:Q:42:ARG:O	1:Q:42:ARG:NE	2.51	0.43
1:Q:52:ALA:O	1:Q:53:GLU:HB2	2.18	0.43
1:Q:180:HIS:C	1:Q:181:LEU:HD12	2.39	0.43
1:R:30:ARG:O	1:R:31:PHE:HB2	2.18	0.43
1:R:57:TYR:CE2	1:R:75:LYS:HD3	2.53	0.43
1:R:78:ALA:HB3	1:R:86:ILE:CG2	2.48	0.43
1:R:95:LEU:H	1:R:95:LEU:CD2	2.31	0.43
1:R:387:GLU:H	1:R:387:GLU:CD	2.21	0.43
1:S:83:LYS:HB3	3:S:6228:HOH:O	2.19	0.43
1:S:103:GLY:N	3:S:6123:HOH:O	2.48	0.43
1:S:170:PRO:HA	1:V:251:ASP:O	2.18	0.43
1:S:202:LEU:HG	1:S:202:LEU:O	2.17	0.43
1:S:326:GLU:HA	3:S:6120:HOH:O	2.18	0.43
1:S:328:LYS:C	1:S:330:ARG:H	2.22	0.43
1:S:355:MET:CE	3:S:6073:HOH:O	2.67	0.43
1:S:394:ARG:O	1:S:397:SER:HB2	2.19	0.43
1:T:19:LYS:N	1:T:19:LYS:HD2	2.34	0.43
1:T:50:LYS:HE2	1:T:79:ASN:HD22	1.82	0.43
1:T:394:ARG:NH1	3:T:6110:HOH:O	2.51	0.43
1:U:80:ASN:OD1	1:U:308:LYS:HG3	2.19	0.43
1:U:112:ASP:HB2	1:U:241:LEU:HD13	2.00	0.43
1:V:202:LEU:HD22	1:V:221:ILE:CG1	2.48	0.43
1:X:59:ASN:CB	1:X:76:VAL:HB	2.34	0.43
1:A:13:TRP:CE2	1:A:450:ALA:HB2	2.53	0.43
1:A:30:ARG:NH2	1:A:34:PHE:CZ	2.86	0.43
1:A:81:ARG:HA	1:A:81:ARG:HD2	1.86	0.43
1:A:192:LYS:CA	1:D:189:LYS:NZ	2.81	0.43
1:A:192:LYS:CB	1:D:189:LYS:NZ	2.80	0.43
3:B:6106:HOH:O	1:K:203:ILE:HG23	2.18	0.43
1:C:202:LEU:O	1:C:202:LEU:HG	2.18	0.43

*Continued on next page...*

*Continued from previous page...*

Atom-1	Atom-2	Interatomic distance (Å)	Clash overlap (Å)
1:C:263:GLY:O	1:C:264:GLN:C	2.56	0.43
1:C:356:GLU:O	1:C:358:ARG:N	2.50	0.43
1:D:66:LYS:HD3	1:D:69:THR:HG22	2.00	0.43
1:D:112:ASP:HB2	1:D:241:LEU:HD13	2.00	0.43
1:D:277:MET:CE	1:D:288:ILE:HA	2.45	0.43
1:F:33:ASN:O	1:F:35:ILE:N	2.51	0.43
1:F:329:LEU:HD11	1:F:332:ALA:H	1.83	0.43
1:G:90:ILE:H	1:G:90:ILE:CD1	2.29	0.43
1:G:112:ASP:OD2	1:G:112:ASP:N	2.51	0.43
1:G:124:LEU:HD22	1:G:203:ILE:CD1	2.47	0.43
1:G:151:ILE:HB	1:G:159:VAL:HG22	1.99	0.43
1:G:189:LYS:NZ	1:J:192:LYS:C	2.71	0.43
1:G:308:LYS:O	1:G:308:LYS:HD3	2.18	0.43
1:I:52:ALA:O	1:I:53:GLU:HB2	2.18	0.43
1:I:63:ILE:N	1:I:63:ILE:HD12	2.33	0.43
1:I:192:LYS:C	1:L:189:LYS:HZ2	2.22	0.43
1:I:239:ALA:HB3	3:I:6057:HOH:O	2.18	0.43
1:J:241:LEU:HD21	1:K:378:LYS:NZ	2.34	0.43
1:J:448:SER:O	1:J:452:ILE:HG13	2.19	0.43
1:K:201:ILE:O	1:K:202:LEU:HB3	2.19	0.43
1:K:385:ASN:ND2	3:K:6226:HOH:O	2.50	0.43
1:L:171:VAL:HG23	3:L:6082:HOH:O	2.19	0.43
1:N:189:LYS:NZ	1:W:192:LYS:N	2.56	0.43
1:O:32:LYS:HB3	1:O:271:TYR:HH	1.81	0.43
1:O:35:ILE:HD11	1:O:39:LYS:HE3	2.01	0.43
1:O:95:LEU:H	1:O:95:LEU:CD2	2.32	0.43
1:O:139:GLN:CG	1:R:139:GLN:HG3	2.44	0.43
1:O:189:LYS:CE	1:R:192:LYS:CB	2.97	0.43
1:P:192:LYS:HA	1:P:192:LYS:NZ	2.33	0.43
1:P:285:LYS:HB2	1:P:285:LYS:NZ	2.34	0.43
1:P:429:GLN:HA	3:P:6135:HOH:O	2.19	0.43
1:Q:145:LEU:HD23	1:Q:243:ILE:HG21	2.00	0.43
1:Q:399:GLU:O	1:Q:400:SER:HB3	2.19	0.43
1:R:117:PRO:O	1:R:127:LEU:HA	2.19	0.43
1:R:264:GLN:HB2	1:R:445:GLU:HB2	2.01	0.43
1:S:232:SER:HB2	3:S:6185:HOH:O	2.18	0.43
1:T:268:ILE:HG23	1:T:269:CYS:N	2.32	0.43
1:T:300:ILE:C	1:T:300:ILE:HD12	2.39	0.43
1:U:195:GLU:HA	3:U:6185:HOH:O	2.18	0.43
1:U:264:GLN:HB2	1:U:445:GLU:HB2	2.00	0.43
1:U:314:VAL:C	1:U:316:ASP:N	2.71	0.43

*Continued on next page...*



*Continued from previous page...*

Atom-1	Atom-2	Interatomic distance (Å)	Clash overlap (Å)
1:U:356:GLU:O	1:U:358:ARG:N	2.51	0.43
1:V:16:TYR:O	1:V:17:ASP:C	2.57	0.43
1:V:197:GLU:OE2	1:V:197:GLU:N	2.49	0.43
1:V:263:GLY:O	1:V:264:GLN:C	2.55	0.43
1:V:290:ILE:HG13	3:V:6063:HOH:O	2.18	0.43
1:W:95:LEU:H	1:W:95:LEU:CD2	2.31	0.43
1:X:460:SER:C	1:X:462:PHE:H	2.20	0.43
1:A:42:ARG:O	1:A:42:ARG:NE	2.51	0.43
1:A:136:LYS:HE2	3:A:6096:HOH:O	2.19	0.43
1:B:11:ASN:HD21	1:B:13:TRP:CB	2.29	0.43
1:B:13:TRP:HB3	3:B:6057:HOH:O	2.18	0.43
1:B:77:TYR:CD1	1:B:77:TYR:C	2.92	0.43
1:C:189:LYS:HZ1	1:F:192:LYS:C	2.21	0.43
1:C:329:LEU:HD11	1:C:332:ALA:H	1.82	0.43
1:C:338:MET:SD	1:C:423:LEU:HD12	2.58	0.43
1:C:438:LEU:HD12	1:C:438:LEU:HA	1.80	0.43
1:D:192:LYS:HA	1:D:192:LYS:NZ	2.34	0.43
1:E:189:LYS:HA	1:H:189:LYS:CB	2.46	0.43
1:E:263:GLY:O	1:E:264:GLN:C	2.55	0.43
1:F:70:LEU:N	3:F:6052:HOH:O	2.51	0.43
1:F:356:GLU:O	1:F:358:ARG:N	2.51	0.43
1:G:277:MET:CE	1:G:288:ILE:HA	2.49	0.43
1:G:398:LYS:C	1:G:400:SER:H	2.22	0.43
1:H:143:LEU:HA	1:H:144:PRO:HD3	1.78	0.43
1:H:387:GLU:CD	1:H:387:GLU:H	2.20	0.43
1:I:351:TYR:CG	1:L:177:ILE:HG12	2.54	0.43
1:J:18:ASP:O	1:J:19:LYS:HB2	2.18	0.43
1:J:112:ASP:OD2	1:J:112:ASP:N	2.49	0.43
1:J:168:ASN:HB2	3:J:6091:HOH:O	2.18	0.43
1:J:212:GLU:HB3	1:J:213:GLU:H	1.66	0.43
1:K:19:LYS:N	1:K:19:LYS:HD2	2.34	0.43
1:K:329:LEU:HD11	1:K:332:ALA:H	1.83	0.43
1:L:59:ASN:HB2	1:L:76:VAL:CB	2.33	0.43
1:M:400:SER:OG	1:M:401:VAL:N	2.52	0.43
1:M:448:SER:HB3	1:M:451:ASP:OD2	2.18	0.43
1:N:30:ARG:HB2	1:N:449:LYS:HD3	2.00	0.43
1:N:101:ILE:HD12	1:N:428:MET:HE1	2.01	0.43
1:N:394:ARG:O	1:N:397:SER:HB2	2.19	0.43
1:P:64:LEU:O	1:P:65:ALA:HB3	2.19	0.43
1:P:203:ILE:HG23	1:P:204:GLY:N	2.33	0.43
1:P:222:MET:CE	3:P:6154:HOH:O	2.66	0.43

*Continued on next page...*

*Continued from previous page...*

Atom-1	Atom-2	Interatomic distance (Å)	Clash overlap (Å)
1:P:292:VAL:HG12	3:P:6162:HOH:O	2.17	0.43
1:Q:263:GLY:O	1:Q:264:GLN:C	2.56	0.43
1:R:16:TYR:O	1:R:17:ASP:C	2.56	0.43
1:R:113:LEU:O	1:R:241:LEU:HB3	2.19	0.43
1:S:253:GLY:HA3	3:V:6207:HOH:O	2.18	0.43
1:T:56:GLY:O	1:T:57:TYR:HB2	2.19	0.43
1:T:110:ARG:NH2	3:T:6084:HOH:O	2.51	0.43
1:T:112:ASP:OD2	1:T:112:ASP:N	2.51	0.43
1:T:201:ILE:O	1:T:202:LEU:HB3	2.18	0.43
1:U:109:PRO:HD2	3:U:6056:HOH:O	2.19	0.43
1:U:139:GLN:HB2	3:U:6051:HOH:O	2.18	0.43
1:V:328:LYS:HG3	1:X:328:LYS:HZ1	1.82	0.43
1:W:16:TYR:CZ	1:W:453:TYR:HD2	2.36	0.43
1:W:232:SER:HB2	1:X:5:LEU:CD1	2.43	0.43
1:W:300:ILE:HG12	1:X:381:CYS:O	2.19	0.43
1:A:113:LEU:O	1:A:241:LEU:CD2	2.52	0.43
1:A:387:GLU:H	1:A:387:GLU:CD	2.21	0.43
1:B:178:LEU:HD12	1:B:180:HIS:CD2	2.52	0.43
1:C:62:ASP:O	3:C:6047:HOH:O	2.21	0.43
1:C:189:LYS:NZ	1:F:192:LYS:CB	2.82	0.43
1:C:273:SER:HA	1:C:459:TYR:HD1	1.84	0.43
1:D:263:GLY:O	1:D:264:GLN:C	2.56	0.43
1:F:207:PRO:HG3	1:F:216:LYS:HD2	1.99	0.43
1:F:234:GLU:O	1:F:236:PHE:N	2.49	0.43
1:G:300:ILE:C	1:G:300:ILE:HD12	2.39	0.43
1:H:9:TYR:O	1:H:10:LYS:O	2.37	0.43
1:H:112:ASP:N	1:H:112:ASP:OD2	2.51	0.43
1:I:178:LEU:HD12	1:I:180:HIS:CD2	2.53	0.43
1:J:16:TYR:CZ	1:J:453:TYR:HD2	2.37	0.43
1:J:77:TYR:CD1	1:J:77:TYR:C	2.91	0.43
1:K:124:LEU:HD22	1:K:203:ILE:CD1	2.48	0.43
1:L:6:LEU:O	1:L:7:LYS:C	2.57	0.43
1:L:57:TYR:CE2	1:L:75:LYS:HD3	2.53	0.43
1:L:308:LYS:O	1:L:308:LYS:HD3	2.18	0.43
1:L:354:VAL:HG13	1:L:355:MET:HG3	2.01	0.43
1:L:368:VAL:O	1:L:433:CYS:HA	2.19	0.43
1:M:53:GLU:HG2	1:M:274:PHE:HZ	1.84	0.43
1:M:201:ILE:HG13	1:M:202:LEU:HD23	2.00	0.43
1:M:399:GLU:O	1:M:400:SER:HB3	2.18	0.43
1:N:16:TYR:O	1:N:17:ASP:C	2.57	0.43
1:N:42:ARG:O	1:N:42:ARG:NE	2.51	0.43

*Continued on next page...*

*Continued from previous page...*

Atom-1	Atom-2	Interatomic distance (Å)	Clash overlap (Å)
1:N:83:LYS:HE3	3:N:6148:HOH:O	2.19	0.43
1:O:53:GLU:HG2	1:O:274:PHE:HZ	1.80	0.43
1:O:124:LEU:HA	1:O:217:VAL:HG11	2.00	0.43
1:O:398:LYS:C	1:O:400:SER:H	2.22	0.43
1:P:202:LEU:O	1:P:202:LEU:HG	2.18	0.43
1:Q:208:LEU:HD22	1:Q:223:LYS:HG3	2.01	0.43
1:R:64:LEU:O	1:R:65:ALA:HB3	2.19	0.43
1:R:202:LEU:HD11	1:R:221:ILE:HB	1.98	0.43
1:R:400:SER:O	1:R:401:VAL:CB	2.63	0.43
1:S:6:LEU:C	1:S:7:LYS:CD	2.87	0.43
1:S:280:MET:HE2	1:S:463:LEU:HB2	2.00	0.43
1:T:132:TYR:CE1	1:T:297:VAL:HB	2.54	0.43
1:T:194:ILE:O	1:T:195:GLU:O	2.37	0.43
1:T:234:GLU:O	1:T:236:PHE:N	2.44	0.43
1:T:263:GLY:O	1:T:264:GLN:C	2.56	0.43
1:T:290:ILE:O	1:T:291:LEU:HD23	2.18	0.43
1:T:328:LYS:C	1:T:330:ARG:H	2.22	0.43
1:U:177:ILE:H	1:U:177:ILE:HG13	1.54	0.43
1:V:77:TYR:CD1	1:V:77:TYR:C	2.92	0.43
1:V:293:ASP:N	3:V:6195:HOH:O	2.50	0.43
1:V:435:VAL:HG12	1:V:436:ALA:N	2.34	0.43
1:W:52:ALA:O	1:W:53:GLU:HB2	2.18	0.43
1:W:112:ASP:CA	1:W:241:LEU:HB2	2.48	0.43
1:X:25:PHE:CD1	1:X:25:PHE:C	2.92	0.43
1:X:113:LEU:O	1:X:241:LEU:HB3	2.19	0.43
1:A:64:LEU:O	1:A:65:ALA:HB3	2.19	0.43
1:A:124:LEU:H	1:A:124:LEU:CD2	2.15	0.43
1:B:35:ILE:HD11	1:B:39:LYS:HE3	2.00	0.43
1:B:136:LYS:HE3	1:C:376:ARG:HB3	2.01	0.43
1:B:151:ILE:HB	1:B:159:VAL:HG22	2.00	0.43
1:C:132:TYR:CE1	1:C:297:VAL:HB	2.53	0.43
1:C:208:LEU:HD13	1:C:223:LYS:HE3	2.01	0.43
1:E:202:LEU:HB3	1:E:221:ILE:HD13	2.00	0.43
1:E:400:SER:O	1:E:401:VAL:CB	2.67	0.43
1:F:398:LYS:C	1:F:400:SER:H	2.21	0.43
1:G:53:GLU:HG2	1:G:274:PHE:HZ	1.81	0.43
1:G:397:SER:HB3	3:G:6134:HOH:O	2.19	0.43
1:H:368:VAL:O	1:H:433:CYS:HA	2.19	0.43
1:I:266:ASP:H	1:I:343:VAL:HG13	1.83	0.43
1:I:300:ILE:C	1:I:300:ILE:HD12	2.39	0.43
1:J:13:TRP:O	1:J:15:LYS:N	2.52	0.43

*Continued on next page...*

*Continued from previous page...*

Atom-1	Atom-2	Interatomic distance (Å)	Clash overlap (Å)
1:K:123:ASP:HB2	3:K:6186:HOH:O	2.18	0.43
1:K:124:LEU:HA	1:K:217:VAL:HG11	2.00	0.43
1:K:203:ILE:HG23	1:K:204:GLY:N	2.33	0.43
1:L:112:ASP:HB2	1:L:241:LEU:HD13	2.01	0.43
1:M:30:ARG:NH2	1:M:34:PHE:CZ	2.87	0.43
1:M:177:ILE:HG12	1:P:351:TYR:CG	2.54	0.43
1:M:394:ARG:O	1:M:397:SER:HB2	2.19	0.43
1:N:19:LYS:N	1:N:19:LYS:HD2	2.34	0.43
1:N:30:ARG:NH2	1:N:34:PHE:CZ	2.87	0.43
1:N:45:VAL:HG12	1:N:49:ILE:HD12	2.01	0.43
1:N:262:TYR:N	3:N:6218:HOH:O	2.43	0.43
1:N:264:GLN:HB2	1:N:445:GLU:HB2	2.01	0.43
1:N:330:ARG:NH1	1:P:311:GLU:HA	2.34	0.43
1:O:52:ALA:O	1:O:53:GLU:HB2	2.19	0.43
1:P:30:ARG:HB2	1:P:449:LYS:HD3	2.00	0.43
1:P:132:TYR:CE1	1:P:297:VAL:HB	2.53	0.43
1:P:202:LEU:HD22	1:P:221:ILE:CG1	2.46	0.43
1:P:208:LEU:HD13	1:P:223:LYS:HE3	2.00	0.43
1:Q:32:LYS:HB3	1:Q:271:TYR:HH	1.81	0.43
1:Q:112:ASP:CA	1:Q:241:LEU:HB2	2.49	0.43
1:Q:124:LEU:HA	1:Q:217:VAL:HG11	2.00	0.43
1:Q:139:GLN:CG	1:T:139:GLN:HG3	2.47	0.43
1:R:13:TRP:O	1:R:14:ASP:HB2	2.18	0.43
1:R:81:ARG:HD2	1:R:81:ARG:HA	1.84	0.43
1:R:192:LYS:NZ	1:R:192:LYS:HA	2.34	0.43
1:S:398:LYS:C	1:S:400:SER:H	2.22	0.43
1:T:59:ASN:CB	1:T:76:VAL:HB	2.33	0.43
1:T:206:ILE:HA	1:T:207:PRO:HA	1.82	0.43
1:T:435:VAL:HG13	1:T:451:ASP:HB3	2.01	0.43
1:U:113:LEU:O	1:U:241:LEU:CD2	2.53	0.43
1:U:117:PRO:O	1:U:127:LEU:HA	2.19	0.43
1:V:30:ARG:NH2	1:V:34:PHE:CZ	2.87	0.43
1:V:208:LEU:HD22	1:V:223:LYS:HG3	2.01	0.43
1:V:328:LYS:C	1:V:330:ARG:H	2.22	0.43
1:V:328:LYS:HZ3	1:W:328:LYS:HG3	1.81	0.43
1:W:35:ILE:HD11	1:W:39:LYS:HE3	2.00	0.43
1:W:131:TYR:O	1:X:377:GLY:HA2	2.19	0.43
1:X:42:ARG:O	1:X:42:ARG:NE	2.52	0.43
1:A:58:ARG:O	1:A:60:ILE:N	2.52	0.43
1:A:400:SER:OG	1:A:401:VAL:N	2.50	0.43
1:B:112:ASP:CA	1:B:241:LEU:HB2	2.48	0.43

*Continued on next page...*

*Continued from previous page...*

Atom-1	Atom-2	Interatomic distance (Å)	Clash overlap (Å)
1:D:16:TYR:CZ	1:D:453:TYR:HD2	2.36	0.43
1:D:56:GLY:O	1:D:57:TYR:HB2	2.19	0.43
1:E:201:ILE:CG2	3:E:6091:HOH:O	2.62	0.43
1:E:234:GLU:O	1:E:236:PHE:N	2.46	0.43
1:F:20:GLN:O	1:F:21:LEU:C	2.56	0.43
1:F:25:PHE:C	1:F:25:PHE:CD1	2.92	0.43
1:F:263:GLY:O	1:F:264:GLN:C	2.57	0.43
1:G:17:ASP:HB3	1:G:18:ASP:H	1.49	0.43
1:G:30:ARG:HB2	1:G:449:LYS:HD3	2.00	0.43
1:G:116:ASN:HD21	1:H:405:THR:CG2	2.32	0.43
1:G:203:ILE:HG12	1:J:363:LEU:HD22	1.99	0.43
1:H:192:LYS:HA	1:H:192:LYS:NZ	2.34	0.43
1:H:390:ALA:HA	1:H:393:ARG:HD3	2.00	0.43
1:I:99:PHE:HB3	3:I:6105:HOH:O	2.18	0.43
1:I:397:SER:HA	3:I:6083:HOH:O	2.19	0.43
1:I:435:VAL:HG12	1:I:436:ALA:N	2.33	0.43
1:J:13:TRP:O	1:J:14:ASP:HB2	2.19	0.43
1:J:17:ASP:O	1:J:19:LYS:N	2.52	0.43
1:J:52:ALA:O	1:J:53:GLU:HB2	2.19	0.43
1:K:264:GLN:HE21	1:K:264:GLN:HB3	1.65	0.43
1:K:277:MET:CE	1:K:288:ILE:HA	2.48	0.43
1:K:301:GLY:HA3	3:L:6080:HOH:O	2.19	0.43
1:K:327:LEU:HB2	3:K:6135:HOH:O	2.19	0.43
1:L:16:TYR:O	1:L:17:ASP:C	2.56	0.43
1:L:68:GLU:HB3	3:L:6198:HOH:O	2.19	0.43
1:M:77:TYR:CD1	1:M:77:TYR:C	2.92	0.43
1:M:78:ALA:HB3	1:M:86:ILE:CG2	2.49	0.43
1:M:193:VAL:N	1:P:189:LYS:HZ1	2.17	0.43
1:M:266:ASP:H	1:M:343:VAL:HG13	1.83	0.43
1:M:285:LYS:HE2	3:M:6105:HOH:O	2.18	0.43
1:M:338:MET:HB2	1:M:428:MET:HE2	1.97	0.43
3:M:6163:HOH:O	1:P:178:LEU:HA	2.18	0.43
1:N:146:ALA:HB2	1:N:246:ALA:HB2	2.00	0.43
1:O:13:TRP:O	1:O:14:ASP:HB2	2.18	0.43
1:O:77:TYR:CD1	1:O:77:TYR:C	2.92	0.43
1:O:376:ARG:HD3	1:O:412:ASP:OD1	2.18	0.43
1:P:234:GLU:CG	1:P:235:ASP:H	2.18	0.43
1:Q:189:LYS:HZ1	1:T:192:LYS:C	2.21	0.43
1:R:132:TYR:CE1	1:R:297:VAL:HB	2.54	0.43
1:S:25:PHE:CD1	1:S:25:PHE:C	2.92	0.43
1:S:30:ARG:O	1:S:31:PHE:HB2	2.19	0.43

*Continued on next page...*

*Continued from previous page...*

Atom-1	Atom-2	Interatomic distance (Å)	Clash overlap (Å)
1:S:72:GLU:CB	3:S:6099:HOH:O	2.67	0.43
1:S:194:ILE:O	1:S:195:GLU:O	2.37	0.43
1:S:221:ILE:HD11	1:V:254:PHE:HB3	1.99	0.43
1:T:61:GLU:HA	3:T:6207:HOH:O	2.19	0.43
1:T:113:LEU:HD21	1:T:243:ILE:HD11	2.01	0.43
1:T:143:LEU:HA	1:T:144:PRO:HD3	1.79	0.43
1:T:399:GLU:O	1:T:400:SER:HB3	2.19	0.43
1:U:300:ILE:C	1:U:300:ILE:HD12	2.39	0.43
1:V:192:LYS:HA	1:V:192:LYS:NZ	2.33	0.43
1:V:207:PRO:HG3	1:V:216:LYS:HD2	2.01	0.43
1:W:112:ASP:HB2	1:W:241:LEU:HD13	2.00	0.43
1:X:117:PRO:O	1:X:127:LEU:HA	2.19	0.43
1:A:78:ALA:HB3	1:A:86:ILE:CG2	2.48	0.43
1:A:112:ASP:OD2	1:A:112:ASP:N	2.52	0.43
3:A:6019:HOH:O	1:E:358:ARG:CD	2.62	0.43
1:B:81:ARG:HD2	1:B:81:ARG:HA	1.85	0.43
1:B:328:LYS:HG3	3:D:6035:HOH:O	2.19	0.43
1:C:18:ASP:O	1:C:19:LYS:HB2	2.19	0.43
1:C:42:ARG:O	1:C:42:ARG:NE	2.52	0.43
1:C:52:ALA:O	1:C:53:GLU:HB2	2.19	0.43
1:D:177:ILE:H	1:D:177:ILE:HG13	1.54	0.43
1:D:282:ASN:HB2	3:D:6039:HOH:O	2.19	0.43
1:F:17:ASP:HB3	1:F:18:ASP:H	1.47	0.43
1:F:112:ASP:HB2	1:F:241:LEU:HD13	2.00	0.43
1:F:143:LEU:HD13	1:F:143:LEU:C	2.39	0.43
1:F:203:ILE:HG23	1:F:204:GLY:N	2.32	0.43
1:F:328:LYS:C	1:F:330:ARG:H	2.22	0.43
1:F:405:THR:CB	3:F:6096:HOH:O	2.61	0.43
1:G:52:ALA:O	1:G:53:GLU:HB2	2.19	0.43
1:G:139:GLN:HG3	1:J:139:GLN:CG	2.48	0.43
1:G:263:GLY:O	1:G:264:GLN:C	2.56	0.43
1:G:293:ASP:OD1	1:G:303:THR:HB	2.19	0.43
1:H:33:ASN:O	1:H:34:PHE:C	2.56	0.43
1:I:141:VAL:O	1:I:143:LEU:N	2.52	0.43
1:I:223:LYS:HE2	1:I:227:GLU:OE1	2.18	0.43
1:I:264:GLN:CG	1:I:445:GLU:HB2	2.45	0.43
1:J:20:GLN:O	1:J:21:LEU:C	2.57	0.43
1:J:45:VAL:O	1:J:49:ILE:HB	2.19	0.43
1:J:78:ALA:HB3	1:J:86:ILE:CG2	2.48	0.43
1:J:314:VAL:C	1:J:316:ASP:N	2.72	0.43
1:J:395:ILE:C	1:J:397:SER:H	2.20	0.43

*Continued on next page...*

*Continued from previous page...*

Atom-1	Atom-2	Interatomic distance (Å)	Clash overlap (Å)
1:K:17:ASP:HB3	1:K:18:ASP:H	1.47	0.43
1:K:132:TYR:CE1	1:K:297:VAL:HB	2.54	0.43
1:K:300:ILE:C	1:K:300:ILE:HD12	2.39	0.43
1:L:11:ASN:HD21	1:L:13:TRP:CB	2.31	0.43
1:L:64:LEU:O	1:L:65:ALA:HB3	2.19	0.43
1:L:201:ILE:HG13	1:L:202:LEU:HD23	2.01	0.43
1:L:203:ILE:HG23	1:L:204:GLY:N	2.34	0.43
1:M:83:LYS:HD2	3:Q:6089:HOH:O	2.18	0.43
1:M:112:ASP:CA	1:M:241:LEU:HB2	2.49	0.43
1:M:203:ILE:HG23	1:M:204:GLY:N	2.33	0.43
1:M:368:VAL:O	1:M:433:CYS:HA	2.18	0.43
1:M:391:GLU:O	1:M:395:ILE:HG13	2.19	0.43
1:N:143:LEU:HD13	1:N:143:LEU:C	2.39	0.43
1:N:390:ALA:HA	1:N:393:ARG:HD3	2.01	0.43
1:N:463:LEU:CD2	1:N:464:ASN:N	2.77	0.43
1:O:16:TYR:O	1:O:17:ASP:C	2.58	0.43
1:O:100:LYS:HB2	1:O:287:CYS:CB	2.48	0.43
1:O:193:VAL:N	1:R:189:LYS:HZ1	2.16	0.43
1:P:77:TYR:C	1:P:77:TYR:CD1	2.91	0.43
1:P:390:ALA:O	1:P:393:ARG:HB2	2.19	0.43
1:P:464:ASN:CG	1:P:465:ASN:N	2.71	0.43
1:Q:80:ASN:OD1	1:Q:308:LYS:HG3	2.19	0.43
1:Q:288:ILE:HB	3:Q:6239:HOH:O	2.19	0.43
1:Q:387:GLU:H	1:Q:387:GLU:CD	2.22	0.43
1:R:101:ILE:HD12	1:R:428:MET:HE1	2.01	0.43
1:S:81:ARG:HA	1:S:81:ARG:HD2	1.87	0.43
1:S:223:LYS:HE2	1:S:227:GLU:OE1	2.19	0.43
1:S:328:LYS:O	1:S:329:LEU:CG	2.58	0.43
1:T:90:ILE:H	1:T:90:ILE:CD1	2.31	0.43
1:T:124:LEU:CB	1:T:203:ILE:HD12	2.30	0.43
1:T:208:LEU:HD22	1:T:223:LYS:HG3	2.01	0.43
1:U:20:GLN:C	1:U:24:VAL:HG23	2.40	0.43
1:U:115:GLN:HA	3:U:6101:HOH:O	2.19	0.43
1:U:266:ASP:H	1:U:343:VAL:HG13	1.84	0.43
1:V:112:ASP:OD2	1:V:112:ASP:N	2.52	0.43
1:W:25:PHE:CD1	1:W:25:PHE:C	2.92	0.43
1:W:39:LYS:HG2	3:W:6107:HOH:O	2.19	0.43
1:X:50:LYS:HE2	1:X:79:ASN:HD22	1.84	0.43
1:A:33:ASN:O	1:A:35:ILE:N	2.52	0.42
1:A:202:LEU:O	1:A:202:LEU:HG	2.18	0.42
1:A:314:VAL:C	1:A:316:ASP:N	2.73	0.42

*Continued on next page...*

*Continued from previous page...*

Atom-1	Atom-2	Interatomic distance (Å)	Clash overlap (Å)
1:C:64:LEU:O	1:C:65:ALA:HB3	2.19	0.42
1:C:264:GLN:HB2	1:C:445:GLU:HB2	2.01	0.42
1:C:289:THR:CG2	3:C:6060:HOH:O	2.66	0.42
1:D:77:TYR:CD1	1:D:77:TYR:C	2.92	0.42
1:D:113:LEU:O	1:D:241:LEU:CD2	2.53	0.42
1:D:141:VAL:O	1:D:143:LEU:N	2.52	0.42
1:D:308:LYS:O	1:D:308:LYS:HD3	2.19	0.42
1:D:314:VAL:C	1:D:316:ASP:N	2.72	0.42
1:E:64:LEU:O	1:E:65:ALA:HB3	2.19	0.42
1:F:117:PRO:HB2	1:F:127:LEU:HG	2.00	0.42
1:G:40:THR:CG2	1:G:44:CYS:SG	3.04	0.42
1:G:194:ILE:O	1:G:195:GLU:O	2.36	0.42
1:H:52:ALA:O	1:H:53:GLU:HB2	2.19	0.42
1:H:125:ALA:O	3:H:6059:HOH:O	2.22	0.42
1:I:85:LEU:HD12	1:I:86:ILE:N	2.34	0.42
1:I:195:GLU:OE2	1:I:198:ASP:HB3	2.19	0.42
1:I:254:PHE:HB3	1:L:221:ILE:HD11	2.01	0.42
1:I:328:LYS:O	1:I:329:LEU:CG	2.57	0.42
1:I:329:LEU:HD11	1:I:332:ALA:H	1.83	0.42
1:J:30:ARG:O	1:J:31:PHE:HB2	2.19	0.42
1:J:55:SER:N	3:J:6034:HOH:O	2.51	0.42
1:J:196:GLY:HA2	3:J:6232:HOH:O	2.17	0.42
1:J:202:LEU:HB3	1:J:221:ILE:HD13	2.00	0.42
1:K:9:TYR:HE1	3:K:6047:HOH:O	2.02	0.42
1:K:56:GLY:O	1:K:57:TYR:HB2	2.19	0.42
1:L:19:LYS:N	1:L:19:LYS:HD2	2.34	0.42
1:L:117:PRO:O	1:L:127:LEU:HA	2.19	0.42
1:L:139:GLN:NE2	3:L:6048:HOH:O	2.48	0.42
1:M:45:VAL:O	1:M:49:ILE:HB	2.19	0.42
1:M:398:LYS:C	1:M:400:SER:H	2.21	0.42
1:M:408:LEU:HG	1:P:181:LEU:HD11	2.00	0.42
1:N:282:ASN:HB2	3:N:6267:HOH:O	2.18	0.42
1:O:189:LYS:NZ	1:R:193:VAL:N	2.67	0.42
1:P:13:TRP:CE2	1:P:450:ALA:HB2	2.53	0.42
1:P:124:LEU:HD22	1:P:203:ILE:CD1	2.49	0.42
1:Q:50:LYS:HE2	1:Q:79:ASN:HD22	1.83	0.42
1:Q:463:LEU:CD2	1:Q:464:ASN:N	2.77	0.42
1:R:32:LYS:HG2	1:R:275:GLU:OE1	2.18	0.42
1:R:80:ASN:HB2	1:R:308:LYS:CE	2.42	0.42
1:R:178:LEU:HD12	1:R:180:HIS:CD2	2.52	0.42
1:R:207:PRO:HD2	1:R:210:ASP:HA	2.01	0.42

*Continued on next page...*



*Continued from previous page...*

Atom-1	Atom-2	Interatomic distance (Å)	Clash overlap (Å)
1:R:223:LYS:HE2	1:R:227:GLU:OE1	2.19	0.42
1:R:328:LYS:HE2	1:T:328:LYS:HZ1	1.83	0.42
1:S:61:GLU:HB2	3:S:6219:HOH:O	2.18	0.42
1:S:206:ILE:O	1:S:206:ILE:HG12	2.17	0.42
1:S:208:LEU:HD22	1:S:223:LYS:HG3	2.00	0.42
1:S:338:MET:HG3	3:S:6123:HOH:O	2.19	0.42
1:T:20:GLN:C	1:T:24:VAL:HG23	2.39	0.42
1:T:223:LYS:HE2	1:T:227:GLU:OE1	2.19	0.42
1:T:398:LYS:HD3	1:T:399:GLU:HG2	2.01	0.42
1:U:192:LYS:HB3	1:X:189:LYS:CE	2.50	0.42
1:U:193:VAL:HG23	1:X:189:LYS:HZ3	1.81	0.42
1:U:269:CYS:SG	1:U:434:GLY:HA2	2.59	0.42
1:U:308:LYS:O	1:U:308:LYS:HD3	2.18	0.42
1:V:57:TYR:CE2	1:V:75:LYS:HD3	2.54	0.42
1:W:16:TYR:O	1:W:17:ASP:C	2.57	0.42
1:W:17:ASP:O	1:W:19:LYS:N	2.52	0.42
1:W:63:ILE:N	1:W:63:ILE:HD12	2.34	0.42
1:W:77:TYR:CD1	1:W:77:TYR:C	2.92	0.42
1:W:132:TYR:CE1	1:W:297:VAL:HB	2.54	0.42
1:W:201:ILE:O	1:W:202:LEU:HB3	2.19	0.42
1:A:52:ALA:O	1:A:53:GLU:HB2	2.19	0.42
1:A:151:ILE:HB	1:A:159:VAL:HG22	2.00	0.42
1:A:208:LEU:HD22	1:A:223:LYS:HG3	2.01	0.42
1:A:435:VAL:HG12	1:A:436:ALA:N	2.34	0.42
1:B:13:TRP:O	1:B:14:ASP:HB2	2.19	0.42
1:B:28:GLY:C	3:B:6039:HOH:O	2.58	0.42
1:B:124:LEU:HA	1:B:217:VAL:HG11	2.02	0.42
1:B:202:LEU:HB3	1:B:221:ILE:HD13	2.01	0.42
1:B:277:MET:HE1	1:B:287:CYS:O	2.20	0.42
1:B:368:VAL:HA	1:B:404:GLN:O	2.19	0.42
1:B:400:SER:O	1:B:401:VAL:CB	2.66	0.42
1:C:56:GLY:O	1:C:57:TYR:HB2	2.20	0.42
1:D:266:ASP:H	1:D:343:VAL:HG13	1.84	0.42
1:D:356:GLU:O	1:D:358:ARG:N	2.53	0.42
1:D:368:VAL:O	1:D:433:CYS:HA	2.18	0.42
1:E:42:ARG:O	1:E:42:ARG:NE	2.51	0.42
1:E:112:ASP:OD2	1:E:112:ASP:N	2.50	0.42
1:E:112:ASP:CA	1:E:241:LEU:HB2	2.49	0.42
1:E:180:HIS:C	1:E:181:LEU:HD12	2.40	0.42
1:E:266:ASP:H	1:E:343:VAL:HG13	1.84	0.42
1:E:328:LYS:C	1:E:330:ARG:H	2.23	0.42

*Continued on next page...*

*Continued from previous page...*

Atom-1	Atom-2	Interatomic distance (Å)	Clash overlap (Å)
1:E:353:ASN:ND2	3:E:6038:HOH:O	2.51	0.42
1:F:124:LEU:HD22	1:F:203:ILE:CD1	2.49	0.42
1:F:124:LEU:HA	1:F:217:VAL:HG11	2.02	0.42
1:F:213:GLU:N	3:F:6120:HOH:O	2.51	0.42
1:G:33:ASN:O	1:G:35:ILE:N	2.52	0.42
1:G:209:LYS:HD3	3:G:6209:HOH:O	2.18	0.42
1:G:229:TYR:O	1:G:230:ASP:HB2	2.19	0.42
1:H:178:LEU:HD12	1:H:180:HIS:CD2	2.48	0.42
1:H:210:ASP:CB	3:H:6078:HOH:O	2.67	0.42
1:J:197:GLU:OE2	1:J:197:GLU:N	2.49	0.42
1:J:241:LEU:HD21	1:K:378:LYS:HZ3	1.83	0.42
1:L:112:ASP:OD2	1:L:112:ASP:N	2.52	0.42
1:M:7:LYS:HD3	1:M:7:LYS:N	2.18	0.42
1:M:181:LEU:HD11	1:P:408:LEU:HG	2.00	0.42
1:M:190:ALA:HB2	1:P:186:LEU:HB2	2.01	0.42
1:M:328:LYS:C	1:M:330:ARG:H	2.22	0.42
1:N:33:ASN:O	1:N:34:PHE:C	2.56	0.42
1:N:35:ILE:HD11	1:N:39:LYS:HE3	2.01	0.42
1:N:86:ILE:HG22	1:N:308:LYS:HE3	2.01	0.42
1:N:95:LEU:HD13	3:N:6177:HOH:O	2.18	0.42
1:N:207:PRO:HD2	1:N:210:ASP:HA	2.02	0.42
1:N:408:LEU:HG	1:W:181:LEU:HD11	2.01	0.42
1:O:264:GLN:CG	1:O:445:GLU:HB2	2.46	0.42
1:O:391:GLU:O	1:O:395:ILE:HG13	2.18	0.42
1:Q:20:GLN:O	1:Q:21:LEU:C	2.56	0.42
1:Q:178:LEU:HD12	1:Q:180:HIS:CD2	2.50	0.42
1:Q:208:LEU:HD13	1:Q:223:LYS:HE3	2.01	0.42
1:R:17:ASP:O	1:R:19:LYS:N	2.51	0.42
1:R:80:ASN:OD1	1:R:308:LYS:HG3	2.19	0.42
1:R:208:LEU:C	1:R:210:ASP:H	2.22	0.42
1:R:376:ARG:HD3	1:R:412:ASP:OD1	2.18	0.42
1:S:33:ASN:O	1:S:36:SER:N	2.52	0.42
1:S:199:LEU:CD1	3:S:6118:HOH:O	2.67	0.42
1:S:203:ILE:HD13	1:V:363:LEU:HD13	2.00	0.42
1:S:277:MET:CE	1:S:288:ILE:HA	2.49	0.42
1:T:33:ASN:O	1:T:34:PHE:C	2.57	0.42
1:T:314:VAL:C	1:T:316:ASP:N	2.72	0.42
1:T:387:GLU:CD	1:T:387:GLU:H	2.21	0.42
1:U:30:ARG:NH2	1:U:34:PHE:CZ	2.87	0.42
1:U:202:LEU:O	1:U:202:LEU:HG	2.18	0.42
1:U:203:ILE:HD13	1:X:258:MET:HE3	2.00	0.42

*Continued on next page...*

*Continued from previous page...*

Atom-1	Atom-2	Interatomic distance (Å)	Clash overlap (Å)
1:U:346:ALA:HB2	1:U:436:ALA:HB1	2.00	0.42
1:V:35:ILE:HD11	1:V:39:LYS:HE3	2.00	0.42
1:V:95:LEU:H	1:V:95:LEU:CD2	2.31	0.42
1:W:20:GLN:C	1:W:24:VAL:HG23	2.39	0.42
1:W:285:LYS:HB2	1:W:285:LYS:NZ	2.35	0.42
1:W:300:ILE:C	1:W:300:ILE:HD12	2.40	0.42
1:X:177:ILE:H	1:X:177:ILE:HG13	1.56	0.42
1:X:202:LEU:O	1:X:202:LEU:HG	2.19	0.42
1:X:210:ASP:HB2	3:X:6207:HOH:O	2.18	0.42
1:X:398:LYS:C	1:X:400:SER:H	2.23	0.42
1:A:19:LYS:N	1:A:19:LYS:HD2	2.34	0.42
1:A:229:TYR:O	1:A:230:ASP:HB2	2.19	0.42
1:A:329:LEU:HD11	1:A:332:ALA:H	1.84	0.42
1:B:208:LEU:HD22	1:B:223:LYS:HG3	2.02	0.42
1:B:435:VAL:HG12	1:B:436:ALA:N	2.34	0.42
1:C:11:ASN:OD1	1:C:13:TRP:HD1	2.02	0.42
1:C:13:TRP:O	1:C:14:ASP:HB2	2.18	0.42
1:C:17:ASP:O	1:C:19:LYS:N	2.51	0.42
1:C:98:GLY:HA3	3:C:6187:HOH:O	2.19	0.42
1:C:226:ASN:HB3	3:C:6014:HOH:O	2.19	0.42
1:D:42:ARG:HG2	1:D:43:GLU:OE2	2.19	0.42
1:D:52:ALA:O	1:D:53:GLU:HB2	2.20	0.42
1:E:132:TYR:CE1	1:E:297:VAL:HB	2.54	0.42
1:E:356:GLU:O	1:E:358:ARG:N	2.52	0.42
1:F:30:ARG:NH2	1:F:34:PHE:CZ	2.87	0.42
1:F:373:THR:HG22	3:F:6149:HOH:O	2.18	0.42
1:G:143:LEU:HA	1:G:144:PRO:HD3	1.78	0.42
1:I:77:TYR:CD1	1:I:77:TYR:C	2.92	0.42
1:I:189:LYS:HZ2	1:L:193:VAL:HG23	1.82	0.42
1:I:193:VAL:HG23	1:L:189:LYS:HZ2	1.82	0.42
1:I:274:PHE:HD2	3:I:6063:HOH:O	1.98	0.42
1:J:30:ARG:HB2	1:J:449:LYS:HD3	2.00	0.42
1:J:201:ILE:HG13	1:J:202:LEU:HD23	2.00	0.42
1:K:112:ASP:OD2	1:K:112:ASP:N	2.51	0.42
1:K:192:LYS:HA	1:K:192:LYS:NZ	2.35	0.42
1:L:20:GLN:O	1:L:21:LEU:C	2.57	0.42
1:L:178:LEU:HD12	1:L:180:HIS:CD2	2.52	0.42
1:L:208:LEU:HD13	1:L:223:LYS:HE3	2.01	0.42
1:L:293:ASP:OD2	1:L:294:LYS:HG2	2.18	0.42
1:M:16:TYR:O	1:M:17:ASP:C	2.57	0.42
1:M:136:LYS:CE	1:Q:376:ARG:HD2	2.49	0.42

*Continued on next page...*

*Continued from previous page...*

Atom-1	Atom-2	Interatomic distance (Å)	Clash overlap (Å)
1:N:202:LEU:CD1	1:N:221:ILE:HD13	2.43	0.42
1:O:57:TYR:CE2	1:O:75:LYS:HD3	2.54	0.42
1:O:189:LYS:HZ1	1:R:192:LYS:C	2.20	0.42
1:O:194:ILE:O	1:O:195:GLU:O	2.37	0.42
1:O:203:ILE:HG12	1:R:363:LEU:HB3	2.02	0.42
1:O:206:ILE:HB	1:O:217:VAL:HG22	2.02	0.42
1:Q:74:ASP:HB2	1:Q:90:ILE:HD13	2.01	0.42
1:Q:88:PHE:CD1	1:Q:288:ILE:CG2	3.03	0.42
1:Q:264:GLN:HB2	1:Q:445:GLU:HB2	2.01	0.42
1:R:30:ARG:NH2	1:R:34:PHE:CZ	2.87	0.42
1:R:202:LEU:O	1:R:202:LEU:HG	2.18	0.42
1:S:33:ASN:O	1:S:34:PHE:C	2.57	0.42
1:S:42:ARG:HA	3:S:6212:HOH:O	2.20	0.42
1:S:64:LEU:O	1:S:65:ALA:HB3	2.19	0.42
1:S:252:TYR:CD1	3:V:6209:HOH:O	2.71	0.42
1:S:314:VAL:C	1:S:316:ASP:N	2.71	0.42
1:T:124:LEU:HA	1:T:217:VAL:HG11	2.01	0.42
1:U:7:LYS:NZ	1:U:403:TRP:CZ2	2.86	0.42
1:U:16:TYR:O	1:U:17:ASP:C	2.58	0.42
1:U:100:LYS:HB2	1:U:287:CYS:CB	2.48	0.42
1:U:201:ILE:O	1:U:202:LEU:HB3	2.20	0.42
1:U:329:LEU:HD11	1:U:332:ALA:H	1.83	0.42
1:V:264:GLN:HB2	1:V:445:GLU:HB2	2.01	0.42
1:W:113:LEU:O	1:W:241:LEU:CD2	2.56	0.42
1:W:284:LYS:HB2	1:W:464:ASN:OD1	2.19	0.42
1:X:201:ILE:O	1:X:202:LEU:HB3	2.20	0.42
1:X:229:TYR:O	1:X:230:ASP:HB2	2.19	0.42
1:A:54:LYS:HD2	3:A:6075:HOH:O	2.20	0.42
1:B:189:LYS:HZ1	1:K:192:LYS:CA	2.30	0.42
1:C:300:ILE:C	1:C:300:ILE:HD12	2.39	0.42
1:D:18:ASP:C	1:D:20:GLN:N	2.71	0.42
1:D:117:PRO:O	1:D:127:LEU:HA	2.20	0.42
1:D:157:THR:HA	3:D:6192:HOH:O	2.20	0.42
1:E:18:ASP:O	1:E:20:GLN:HG3	2.18	0.42
1:E:78:ALA:HB3	1:E:86:ILE:CG2	2.49	0.42
1:E:385:ASN:O	1:E:389:ILE:HG13	2.18	0.42
1:E:463:LEU:CG	1:E:464:ASN:N	2.82	0.42
1:F:132:TYR:CE1	1:F:297:VAL:HB	2.55	0.42
1:F:212:GLU:HB3	1:F:213:GLU:H	1.67	0.42
1:G:20:GLN:O	1:G:21:LEU:C	2.58	0.42
1:G:174:VAL:HA	3:G:6070:HOH:O	2.17	0.42

*Continued on next page...*

*Continued from previous page...*

Atom-1	Atom-2	Interatomic distance (Å)	Clash overlap (Å)
1:G:266:ASP:H	1:G:343:VAL:HG13	1.83	0.42
1:I:13:TRP:O	1:I:14:ASP:HB2	2.20	0.42
1:I:177:ILE:H	1:I:177:ILE:HG13	1.55	0.42
1:I:264:GLN:HB2	1:I:445:GLU:HB2	2.00	0.42
1:I:338:MET:CE	3:I:6103:HOH:O	2.67	0.42
1:J:178:LEU:HD12	1:J:180:HIS:CD2	2.51	0.42
1:J:311:GLU:HG3	1:J:311:GLU:O	2.18	0.42
1:K:273:SER:HA	1:K:459:TYR:HD1	1.85	0.42
1:L:180:HIS:C	1:L:181:LEU:HD12	2.40	0.42
1:L:300:ILE:C	1:L:300:ILE:HD12	2.40	0.42
1:M:30:ARG:CG	1:M:449:LYS:HE2	2.39	0.42
1:M:208:LEU:HD22	1:M:223:LYS:HG3	2.02	0.42
1:O:17:ASP:HB3	1:O:18:ASP:H	1.48	0.42
1:O:42:ARG:HG2	1:O:43:GLU:OE2	2.19	0.42
1:O:56:GLY:O	1:O:57:TYR:HB2	2.19	0.42
1:O:112:ASP:CG	1:O:241:LEU:HD22	2.39	0.42
1:O:112:ASP:CA	1:O:241:LEU:HB2	2.49	0.42
1:O:189:LYS:CB	1:R:189:LYS:HA	2.47	0.42
1:O:192:LYS:CB	1:R:189:LYS:NZ	2.82	0.42
1:O:351:TYR:CG	1:R:177:ILE:HG12	2.55	0.42
1:O:463:LEU:HD21	3:O:6134:HOH:O	2.19	0.42
1:P:114:LYS:HA	3:P:6147:HOH:O	2.19	0.42
1:P:328:LYS:O	1:P:329:LEU:CG	2.57	0.42
1:R:30:ARG:HB2	1:R:449:LYS:HD3	2.00	0.42
1:R:277:MET:CE	1:R:288:ILE:HA	2.42	0.42
1:S:42:ARG:O	1:S:42:ARG:NE	2.52	0.42
1:U:64:LEU:O	1:U:65:ALA:HB3	2.20	0.42
1:U:77:TYR:CD1	1:U:77:TYR:C	2.92	0.42
1:U:181:LEU:HB3	1:X:354:VAL:CG2	2.50	0.42
1:U:192:LYS:C	1:X:189:LYS:NZ	2.73	0.42
1:V:42:ARG:C	1:V:44:CYS:N	2.73	0.42
1:V:123:ASP:HB2	1:V:124:LEU:HD23	2.02	0.42
1:V:289:THR:C	3:V:6063:HOH:O	2.58	0.42
1:V:384:ALA:HB2	3:V:6224:HOH:O	2.19	0.42
1:W:25:PHE:CD1	1:W:26:ALA:N	2.87	0.42
1:X:33:ASN:O	1:X:34:PHE:C	2.57	0.42
1:X:208:LEU:HD22	1:X:223:LYS:HG3	2.01	0.42
1:A:398:LYS:C	1:A:400:SER:H	2.23	0.42
1:B:203:ILE:HG23	1:B:204:GLY:N	2.35	0.42
1:B:328:LYS:HZ1	1:C:330:ARG:HH21	1.66	0.42
1:C:19:LYS:N	1:C:19:LYS:HD2	2.34	0.42

*Continued on next page...*

*Continued from previous page...*

Atom-1	Atom-2	Interatomic distance (Å)	Clash overlap (Å)
1:C:363:LEU:HB3	1:F:203:ILE:HG12	2.01	0.42
1:E:57:TYR:CE2	1:E:75:LYS:HD3	2.55	0.42
1:E:112:ASP:HB2	1:E:241:LEU:HD13	2.01	0.42
1:E:137:LYS:HE3	1:H:182:ALA:CB	2.50	0.42
1:E:192:LYS:CB	1:H:189:LYS:HD2	2.47	0.42
1:E:226:ASN:HD21	1:P:398:LYS:NZ	2.15	0.42
1:F:368:VAL:HA	1:F:404:GLN:O	2.20	0.42
1:F:397:SER:HB3	3:F:6145:HOH:O	2.19	0.42
1:G:17:ASP:O	1:G:19:LYS:N	2.52	0.42
1:G:18:ASP:C	1:G:20:GLN:N	2.71	0.42
1:G:182:ALA:CB	1:J:137:LYS:HE3	2.50	0.42
1:G:285:LYS:HB2	1:G:285:LYS:NZ	2.35	0.42
1:H:20:GLN:C	1:H:24:VAL:HG23	2.40	0.42
1:H:25:PHE:CD1	1:H:25:PHE:C	2.92	0.42
1:H:75:LYS:CE	3:H:6090:HOH:O	2.67	0.42
1:H:100:LYS:HB2	1:H:287:CYS:CB	2.48	0.42
1:H:202:LEU:CD1	1:H:221:ILE:HD13	2.44	0.42
1:H:391:GLU:O	1:H:395:ILE:HG13	2.19	0.42
1:J:293:ASP:OD1	1:J:303:THR:HB	2.19	0.42
1:K:30:ARG:O	1:K:31:PHE:HB2	2.19	0.42
1:K:95:LEU:H	1:K:95:LEU:CD2	2.32	0.42
1:K:143:LEU:O	1:K:145:LEU:HD13	2.20	0.42
1:L:112:ASP:CA	1:L:241:LEU:HB2	2.49	0.42
1:L:328:LYS:C	1:L:330:ARG:H	2.23	0.42
1:L:400:SER:OG	1:L:401:VAL:N	2.52	0.42
1:M:112:ASP:HB2	1:M:241:LEU:HD13	2.01	0.42
1:M:328:LYS:O	1:M:329:LEU:CG	2.60	0.42
1:O:189:LYS:HA	1:R:189:LYS:CB	2.47	0.42
1:P:7:LYS:HD2	1:P:8:GLU:N	2.33	0.42
1:P:19:LYS:N	1:P:19:LYS:HD2	2.34	0.42
1:P:178:LEU:HD12	1:P:180:HIS:CD2	2.49	0.42
1:Q:95:LEU:H	1:Q:95:LEU:CD2	2.32	0.42
1:Q:117:PRO:O	1:Q:127:LEU:HA	2.19	0.42
1:Q:151:ILE:HB	1:Q:159:VAL:HG22	2.02	0.42
1:Q:189:LYS:HZ2	1:T:193:VAL:HG23	1.80	0.42
1:Q:277:MET:CE	1:Q:288:ILE:HA	2.47	0.42
1:Q:376:ARG:NH2	3:Q:6073:HOH:O	2.53	0.42
1:R:197:GLU:OE2	1:R:197:GLU:N	2.48	0.42
1:R:233:GLU:HB2	1:S:6:LEU:O	2.20	0.42
1:R:452:ILE:CA	3:R:6229:HOH:O	2.49	0.42
1:S:20:GLN:O	1:S:21:LEU:C	2.57	0.42

*Continued on next page...*

*Continued from previous page...*

Atom-1	Atom-2	Interatomic distance (Å)	Clash overlap (Å)
1:S:192:LYS:CA	1:V:189:LYS:NZ	2.80	0.42
1:T:95:LEU:H	1:T:95:LEU:CD2	2.32	0.42
1:U:45:VAL:O	1:U:49:ILE:HB	2.20	0.42
1:U:90:ILE:H	1:U:90:ILE:CD1	2.29	0.42
1:U:207:PRO:HD2	1:U:210:ASP:HA	2.01	0.42
1:V:20:GLN:O	1:V:21:LEU:C	2.58	0.42
1:V:20:GLN:C	1:V:24:VAL:HG23	2.40	0.42
1:V:110:ARG:HH11	1:V:110:ARG:CG	2.32	0.42
1:V:243:ILE:N	1:V:243:ILE:HD12	2.35	0.42
1:V:385:ASN:O	1:V:389:ILE:HG13	2.19	0.42
1:W:391:GLU:O	1:W:395:ILE:HG13	2.20	0.42
1:W:397:SER:CB	3:W:6235:HOH:O	2.68	0.42
1:W:397:SER:C	3:W:6081:HOH:O	2.57	0.42
1:W:399:GLU:O	1:W:400:SER:HB3	2.20	0.42
1:X:385:ASN:O	1:X:389:ILE:HG13	2.19	0.42
1:A:241:LEU:HD21	1:E:378:LYS:HZ3	1.85	0.42
1:B:19:LYS:N	1:B:19:LYS:HD2	2.34	0.42
1:C:16:TYR:O	1:C:17:ASP:C	2.58	0.42
1:C:112:ASP:CA	1:C:241:LEU:HB2	2.48	0.42
1:E:448:SER:N	3:E:6187:HOH:O	2.35	0.42
1:F:202:LEU:HD11	1:F:221:ILE:HB	1.99	0.42
1:F:463:LEU:HD23	3:F:6058:HOH:O	2.19	0.42
1:G:95:LEU:H	1:G:95:LEU:CD2	2.33	0.42
1:G:202:LEU:HD22	1:G:221:ILE:CG1	2.46	0.42
1:H:124:LEU:HA	1:H:217:VAL:HG11	2.02	0.42
1:H:328:LYS:C	1:H:330:ARG:H	2.22	0.42
1:I:101:ILE:HG12	3:I:6105:HOH:O	2.18	0.42
1:I:124:LEU:HA	1:I:217:VAL:HG11	2.02	0.42
1:I:356:GLU:O	1:I:358:ARG:N	2.52	0.42
1:I:398:LYS:C	1:I:400:SER:H	2.22	0.42
1:J:42:ARG:O	1:J:42:ARG:NE	2.52	0.42
1:J:132:TYR:CE1	1:J:297:VAL:HB	2.54	0.42
1:J:328:LYS:C	1:J:330:ARG:H	2.23	0.42
1:K:117:PRO:HB2	1:K:127:LEU:HG	2.00	0.42
1:K:178:LEU:HD12	1:K:180:HIS:CD2	2.52	0.42
1:M:7:LYS:H	1:M:7:LYS:CD	2.19	0.42
1:M:20:GLN:C	1:M:24:VAL:HG23	2.39	0.42
1:M:63:ILE:HD12	1:M:63:ILE:N	2.34	0.42
1:M:226:ASN:CA	3:M:6112:HOH:O	2.66	0.42
1:M:243:ILE:N	1:M:243:ILE:HD12	2.35	0.42
1:M:297:VAL:HG21	3:Q:6086:HOH:O	2.20	0.42

*Continued on next page...*

*Continued from previous page...*

Atom-1	Atom-2	Interatomic distance (Å)	Clash overlap (Å)
1:O:112:ASP:OD2	1:O:112:ASP:N	2.51	0.42
1:O:115:GLN:OE1	1:P:371:LYS:HB2	2.19	0.42
1:O:189:LYS:HZ1	1:R:193:VAL:N	2.17	0.42
1:O:203:ILE:HD13	1:R:258:MET:HE3	2.00	0.42
1:O:399:GLU:O	1:O:400:SER:HB3	2.20	0.42
1:P:112:ASP:CA	1:P:241:LEU:HB2	2.49	0.42
1:P:208:LEU:HD22	1:P:223:LYS:HG3	2.02	0.42
1:P:264:GLN:HB2	1:P:445:GLU:HB2	2.01	0.42
1:Q:13:TRP:CE2	1:Q:450:ALA:HB2	2.55	0.42
1:Q:165:GLU:HB2	3:Q:6153:HOH:O	2.19	0.42
1:Q:354:VAL:HG13	1:Q:355:MET:HG3	2.02	0.42
1:R:25:PHE:CD1	1:R:25:PHE:C	2.92	0.42
1:R:77:TYR:CD1	1:R:77:TYR:C	2.92	0.42
1:R:136:LYS:CE	1:S:376:ARG:HD2	2.47	0.42
1:S:95:LEU:H	1:S:95:LEU:CD2	2.32	0.42
1:S:131:TYR:O	1:T:377:GLY:HA2	2.20	0.42
1:S:141:VAL:O	1:S:143:LEU:N	2.52	0.42
1:S:266:ASP:H	1:S:343:VAL:HG13	1.84	0.42
1:S:308:LYS:O	1:S:308:LYS:HD3	2.20	0.42
1:S:398:LYS:HD3	1:S:399:GLU:HG2	2.00	0.42
1:T:266:ASP:H	1:T:343:VAL:HG13	1.85	0.42
1:U:57:TYR:HB3	1:U:77:TYR:HD2	1.84	0.42
1:U:265:ASP:HA	1:U:343:VAL:HG21	2.02	0.42
1:U:385:ASN:O	1:U:389:ILE:HG13	2.20	0.42
1:V:59:ASN:HB2	1:V:76:VAL:CB	2.35	0.42
1:V:59:ASN:OD1	1:V:63:ILE:HD11	2.20	0.42
1:V:308:LYS:O	1:V:308:LYS:HD3	2.18	0.42
1:W:123:ASP:HB2	1:W:124:LEU:HD23	2.02	0.42
1:W:124:LEU:HD22	1:W:203:ILE:CD1	2.50	0.42
1:X:112:ASP:CA	1:X:241:LEU:HB2	2.49	0.42
1:X:277:MET:CE	1:X:288:ILE:HA	2.50	0.42
1:X:328:LYS:C	1:X:330:ARG:H	2.23	0.42
1:A:16:TYR:O	1:A:17:ASP:C	2.58	0.42
1:A:112:ASP:CA	1:A:241:LEU:HB2	2.49	0.42
1:A:301:GLY:HA3	3:E:6173:HOH:O	2.18	0.42
1:A:405:THR:CG2	1:I:116:ASN:HD21	2.32	0.42
1:B:200:ASN:O	3:K:6107:HOH:O	2.21	0.42
1:B:221:ILE:HD11	1:K:254:PHE:HB3	1.99	0.42
1:B:277:MET:CE	1:B:288:ILE:HA	2.50	0.42
1:C:110:ARG:HD2	1:C:110:ARG:C	2.40	0.42
1:C:203:ILE:HG23	1:C:204:GLY:N	2.34	0.42

*Continued on next page...*



*Continued from previous page...*

Atom-1	Atom-2	Interatomic distance (Å)	Clash overlap (Å)
1:D:57:TYR:CE2	1:D:75:LYS:HD3	2.55	0.42
1:E:113:LEU:O	1:E:241:LEU:CD2	2.53	0.42
1:E:308:LYS:HD3	3:E:6216:HOH:O	2.18	0.42
1:E:338:MET:SD	1:E:423:LEU:HD12	2.60	0.42
1:E:354:VAL:HG13	1:E:355:MET:HG3	2.02	0.42
1:E:357:LYS:NZ	3:E:6036:HOH:O	2.53	0.42
1:F:195:GLU:OE2	1:F:198:ASP:HB3	2.20	0.42
1:F:285:LYS:HB2	1:F:285:LYS:NZ	2.34	0.42
1:G:78:ALA:HB3	1:G:86:ILE:CG2	2.49	0.42
1:H:201:ILE:O	1:H:202:LEU:HB3	2.20	0.42
1:I:16:TYR:O	1:I:17:ASP:C	2.58	0.42
1:I:208:LEU:C	1:I:210:ASP:H	2.23	0.42
1:I:399:GLU:O	1:I:400:SER:HB3	2.19	0.42
1:J:80:ASN:OD1	1:J:308:LYS:HG3	2.20	0.42
1:J:128:GLU:OE1	1:J:197:GLU:HA	2.20	0.42
1:J:400:SER:OG	1:J:401:VAL:N	2.50	0.42
1:K:33:ASN:O	1:K:34:PHE:C	2.57	0.42
1:K:268:ILE:HG23	1:K:269:CYS:N	2.34	0.42
1:K:399:GLU:O	1:K:400:SER:HB3	2.20	0.42
1:L:25:PHE:CD1	1:L:25:PHE:C	2.93	0.42
1:L:185:GLN:HA	3:L:6152:HOH:O	2.19	0.42
1:L:294:LYS:O	1:L:299:SER:N	2.47	0.42
1:M:176:ASP:CG	1:P:137:LYS:HZ3	2.22	0.42
1:M:207:PRO:HD2	1:M:210:ASP:HA	2.02	0.42
1:N:20:GLN:C	1:N:24:VAL:HG23	2.40	0.42
1:N:64:LEU:O	1:N:65:ALA:HB3	2.20	0.42
1:N:398:LYS:C	1:N:400:SER:H	2.23	0.42
1:O:20:GLN:C	1:O:24:VAL:HG23	2.40	0.42
1:O:80:ASN:HB2	1:O:308:LYS:CE	2.43	0.42
1:O:90:ILE:H	1:O:90:ILE:CD1	2.31	0.42
1:O:117:PRO:O	1:O:127:LEU:HA	2.20	0.42
1:P:20:GLN:O	1:P:21:LEU:C	2.58	0.42
1:P:30:ARG:NH2	1:P:34:PHE:CZ	2.87	0.42
1:Q:13:TRP:O	1:Q:14:ASP:HB2	2.18	0.42
1:Q:30:ARG:NH2	1:Q:34:PHE:CZ	2.88	0.42
1:Q:35:ILE:HD11	1:Q:39:LYS:HE3	2.02	0.42
1:Q:53:GLU:HG2	1:Q:274:PHE:HZ	1.82	0.42
1:R:293:ASP:OD1	1:R:303:THR:HB	2.19	0.42
1:R:314:VAL:C	1:R:316:ASP:N	2.72	0.42
1:R:405:THR:HG21	1:T:115:GLN:HB3	2.01	0.42
1:S:25:PHE:O	1:S:26:ALA:C	2.58	0.42

*Continued on next page...*

*Continued from previous page...*

Atom-1	Atom-2	Interatomic distance (Å)	Clash overlap (Å)
1:S:30:ARG:O	1:S:30:ARG:CD	2.68	0.42
1:S:77:TYR:C	1:S:77:TYR:CD1	2.92	0.42
1:S:112:ASP:CA	1:S:241:LEU:HB2	2.49	0.42
1:V:343:VAL:HG11	1:V:437:LEU:HD11	2.01	0.42
1:V:399:GLU:O	1:V:400:SER:HB3	2.20	0.42
1:X:19:LYS:N	1:X:19:LYS:HD2	2.35	0.42
1:X:35:ILE:HD11	1:X:39:LYS:HE3	2.01	0.42
1:X:266:ASP:H	1:X:343:VAL:HG13	1.84	0.42
1:X:464:ASN:HD22	1:X:464:ASN:HA	1.68	0.42
1:A:143:LEU:HA	1:A:144:PRO:HD3	1.77	0.42
1:A:176:ASP:CG	1:D:137:LYS:HZ3	2.21	0.42
1:A:454:GLU:C	3:A:6022:HOH:O	2.57	0.42
1:B:181:LEU:HB3	1:K:354:VAL:CG2	2.50	0.42
1:B:192:LYS:CB	1:K:189:LYS:NZ	2.81	0.42
1:B:277:MET:HE2	1:B:288:ILE:HA	2.02	0.42
1:B:284:LYS:HE2	3:B:6137:HOH:O	2.20	0.42
1:C:192:LYS:HA	1:C:192:LYS:NZ	2.34	0.42
1:C:202:LEU:HB3	1:C:221:ILE:HD13	2.01	0.42
1:D:11:ASN:O	1:D:13:TRP:N	2.52	0.42
1:D:112:ASP:CA	1:D:241:LEU:HB2	2.50	0.42
1:D:328:LYS:C	1:D:330:ARG:H	2.22	0.42
1:D:342:ASP:HB3	3:D:6230:HOH:O	2.19	0.42
1:D:372:TYR:HB2	3:D:6153:HOH:O	2.19	0.42
1:E:113:LEU:N	1:E:241:LEU:HB2	2.35	0.42
1:E:438:LEU:HD12	1:E:438:LEU:HA	1.79	0.42
1:F:52:ALA:O	1:F:53:GLU:HB2	2.19	0.42
1:G:58:ARG:CB	3:G:6045:HOH:O	2.67	0.42
1:G:178:LEU:HD12	1:G:180:HIS:CD2	2.51	0.42
1:G:207:PRO:HD2	1:G:210:ASP:HA	2.02	0.42
1:G:248:LYS:HG2	3:G:6202:HOH:O	2.20	0.42
1:G:294:LYS:O	1:G:297:VAL:HG12	2.20	0.42
1:G:387:GLU:H	1:G:387:GLU:CD	2.23	0.42
1:H:208:LEU:HD13	1:H:223:LYS:HE3	2.01	0.42
1:I:112:ASP:HB2	1:I:241:LEU:HD13	2.02	0.42
1:I:112:ASP:N	1:I:112:ASP:OD2	2.51	0.42
1:I:177:ILE:HG12	1:L:351:TYR:CG	2.55	0.42
1:I:180:HIS:C	1:I:181:LEU:HD12	2.40	0.42
1:I:338:MET:SD	1:I:423:LEU:HD12	2.59	0.42
1:J:19:LYS:N	1:J:19:LYS:HD2	2.35	0.42
1:J:57:TYR:CE2	1:J:75:LYS:HD3	2.55	0.42
1:K:30:ARG:NH2	1:K:34:PHE:CZ	2.88	0.42

*Continued on next page...*

*Continued from previous page...*

Atom-1	Atom-2	Interatomic distance (Å)	Clash overlap (Å)
1:K:30:ARG:CG	1:K:449:LYS:HE2	2.39	0.42
1:K:266:ASP:H	1:K:343:VAL:HG13	1.85	0.42
1:L:36:SER:OG	3:L:6042:HOH:O	2.18	0.42
1:M:13:TRP:CE2	1:M:450:ALA:HB2	2.54	0.42
1:M:19:LYS:N	1:M:19:LYS:HD2	2.34	0.42
1:M:314:VAL:C	1:M:316:ASP:N	2.71	0.42
1:N:80:ASN:OD1	1:N:308:LYS:HG3	2.20	0.42
1:N:112:ASP:N	1:N:112:ASP:OD2	2.51	0.42
1:N:402:ASN:HA	3:N:6112:HOH:O	2.19	0.42
1:N:438:LEU:HA	1:N:438:LEU:HD12	1.81	0.42
1:O:25:PHE:CD1	1:O:25:PHE:C	2.93	0.42
1:O:113:LEU:O	1:O:241:LEU:CD2	2.53	0.42
1:O:300:ILE:C	1:O:300:ILE:HD12	2.39	0.42
1:O:444:TRP:CD1	1:R:144:PRO:HD3	2.55	0.42
1:P:17:ASP:HB3	1:P:18:ASP:H	1.46	0.42
1:P:52:ALA:O	1:P:53:GLU:HB2	2.19	0.42
1:P:95:LEU:H	1:P:95:LEU:CD2	2.32	0.42
1:P:202:LEU:CD1	1:P:221:ILE:HD13	2.43	0.42
1:Q:33:ASN:O	1:Q:34:PHE:C	2.57	0.42
1:Q:192:LYS:C	1:T:189:LYS:HZ2	2.23	0.42
1:Q:203:ILE:HG23	1:Q:204:GLY:N	2.35	0.42
1:Q:255:ASP:OD2	1:T:202:LEU:HB2	2.20	0.42
1:R:141:VAL:O	1:R:143:LEU:N	2.53	0.42
1:R:328:LYS:C	1:R:330:ARG:H	2.23	0.42
1:S:8:GLU:CG	1:S:9:TYR:N	2.80	0.42
1:S:30:ARG:NH2	1:S:34:PHE:CZ	2.87	0.42
1:T:51:THR:HG21	3:T:6077:HOH:O	2.19	0.42
1:T:234:GLU:CG	1:T:235:ASP:H	2.17	0.42
1:U:110:ARG:HH11	1:U:110:ARG:CG	2.32	0.42
1:U:189:LYS:HZ2	1:X:193:VAL:HG23	1.82	0.42
1:U:206:ILE:O	1:U:206:ILE:HG12	2.15	0.42
1:V:64:LEU:O	1:V:65:ALA:HB3	2.19	0.42
1:W:397:SER:HB3	3:W:6081:HOH:O	2.18	0.42
1:X:132:TYR:CE1	1:X:297:VAL:HB	2.54	0.42
1:B:144:PRO:HD3	1:K:444:TRP:CD1	2.54	0.42
1:B:285:LYS:NZ	1:B:285:LYS:HB2	2.35	0.42
1:D:17:ASP:O	1:D:19:LYS:N	2.53	0.42
1:D:20:GLN:C	1:D:24:VAL:HG23	2.39	0.42
1:D:30:ARG:HB2	1:D:449:LYS:HD3	2.01	0.42
1:D:81:ARG:HA	1:D:81:ARG:HD2	1.85	0.42
1:D:387:GLU:H	1:D:387:GLU:CD	2.22	0.42

*Continued on next page...*

*Continued from previous page...*

Atom-1	Atom-2	Interatomic distance (Å)	Clash overlap (Å)
1:D:398:LYS:C	1:D:400:SER:H	2.23	0.42
1:F:6:LEU:N	1:F:6:LEU:HD12	2.35	0.42
1:F:63:ILE:HD12	1:F:63:ILE:N	2.34	0.42
1:F:300:ILE:HG12	1:G:381:CYS:O	2.19	0.42
1:G:128:GLU:OE1	1:G:197:GLU:HA	2.20	0.42
1:G:338:MET:HE1	1:G:423:LEU:HB2	2.02	0.42
1:H:180:HIS:HE1	3:H:6211:HOH:O	2.02	0.42
1:H:438:LEU:HD12	1:H:438:LEU:HA	1.79	0.42
1:I:86:ILE:HG22	1:I:308:LYS:HE3	2.01	0.42
1:I:95:LEU:H	1:I:95:LEU:CD2	2.33	0.42
1:I:112:ASP:CA	1:I:241:LEU:HB2	2.49	0.42
1:I:132:TYR:CE1	1:I:297:VAL:HB	2.54	0.42
1:J:13:TRP:CE2	1:J:450:ALA:HB2	2.55	0.42
1:K:25:PHE:O	1:K:26:ALA:C	2.58	0.42
1:K:64:LEU:O	1:K:65:ALA:HB3	2.20	0.42
1:K:77:TYR:C	1:K:77:TYR:CD1	2.93	0.42
1:K:112:ASP:HB2	1:K:241:LEU:HD13	2.02	0.42
1:K:435:VAL:HG12	1:K:436:ALA:N	2.35	0.42
1:L:5:LEU:C	1:L:6:LEU:HD23	2.40	0.42
1:L:150:VAL:O	1:L:240:GLU:N	2.53	0.42
1:L:264:GLN:HB2	1:L:445:GLU:HB2	2.01	0.42
1:M:59:ASN:OD1	1:M:63:ILE:HD11	2.20	0.42
1:M:398:LYS:HD3	1:M:399:GLU:HG2	2.02	0.42
1:N:42:ARG:C	1:N:44:CYS:H	2.23	0.42
1:N:78:ALA:HB3	1:N:86:ILE:CG2	2.50	0.42
1:N:328:LYS:O	1:N:329:LEU:CG	2.59	0.42
1:O:189:LYS:HZ2	1:R:192:LYS:CB	2.27	0.42
1:P:57:TYR:CE2	1:P:75:LYS:HD3	2.54	0.42
1:Q:64:LEU:O	1:Q:65:ALA:HB3	2.20	0.42
1:Q:124:LEU:CB	1:Q:203:ILE:HD12	2.30	0.42
1:Q:203:ILE:HD13	1:T:258:MET:HE3	2.02	0.42
1:Q:285:LYS:HB2	1:Q:285:LYS:NZ	2.34	0.42
1:S:59:ASN:OD1	1:S:63:ILE:HD11	2.19	0.42
1:S:90:ILE:H	1:S:90:ILE:CD1	2.31	0.42
1:S:100:LYS:HB2	1:S:287:CYS:CB	2.46	0.42
1:S:354:VAL:HG13	1:S:355:MET:HG3	2.01	0.42
1:U:132:TYR:CE1	1:U:297:VAL:HB	2.54	0.42
1:U:293:ASP:OD1	1:U:303:THR:HB	2.20	0.42
1:W:19:LYS:N	1:W:19:LYS:HD2	2.35	0.42
1:X:342:ASP:N	3:X:6125:HOH:O	2.52	0.42
1:A:20:GLN:C	1:A:24:VAL:HG23	2.40	0.42

*Continued on next page...*

*Continued from previous page...*

Atom-1	Atom-2	Interatomic distance (Å)	Clash overlap (Å)
1:A:88:PHE:CD1	1:A:288:ILE:CG2	3.02	0.42
1:A:194:ILE:HD11	1:E:412:ASP:OD2	2.19	0.42
1:A:263:GLY:O	1:A:264:GLN:C	2.57	0.42
1:A:269:CYS:SG	1:A:434:GLY:HA2	2.59	0.42
1:B:202:LEU:O	1:B:202:LEU:HG	2.19	0.42
1:B:266:ASP:H	1:B:343:VAL:HG13	1.85	0.42
1:B:268:ILE:HG23	1:B:269:CYS:N	2.34	0.42
1:B:371:LYS:HB2	1:D:115:GLN:OE1	2.19	0.42
1:C:68:GLU:HG2	3:C:6118:HOH:O	2.20	0.42
1:C:285:LYS:HE2	3:C:6187:HOH:O	2.20	0.42
1:C:435:VAL:HG12	1:C:436:ALA:N	2.34	0.42
1:D:33:ASN:O	1:D:34:PHE:C	2.58	0.42
1:D:346:ALA:HB2	1:D:436:ALA:HB1	2.02	0.42
1:E:35:ILE:HD11	1:E:39:LYS:HE3	2.02	0.42
1:E:203:ILE:HG23	1:E:204:GLY:N	2.34	0.42
1:E:328:LYS:O	1:E:329:LEU:CG	2.56	0.42
1:F:57:TYR:CE2	1:F:75:LYS:HD3	2.54	0.42
1:F:77:TYR:CD1	1:F:77:TYR:C	2.93	0.42
1:F:180:HIS:C	1:F:181:LEU:HD12	2.40	0.42
1:F:202:LEU:O	1:F:202:LEU:HG	2.19	0.42
1:F:241:LEU:HD21	1:G:378:LYS:HZ3	1.85	0.42
1:G:132:TYR:CE1	1:G:297:VAL:HB	2.55	0.42
1:G:328:LYS:C	1:G:330:ARG:H	2.23	0.42
1:G:400:SER:O	1:G:401:VAL:CB	2.68	0.42
1:I:127:LEU:HA	1:I:127:LEU:HD12	1.90	0.42
1:I:368:VAL:HA	1:I:404:GLN:O	2.20	0.42
1:J:25:PHE:CD1	1:J:26:ALA:N	2.88	0.42
1:J:33:ASN:O	1:J:35:ILE:N	2.53	0.42
1:J:113:LEU:O	1:J:241:LEU:CD2	2.53	0.42
1:J:223:LYS:HE2	1:J:227:GLU:OE1	2.20	0.42
1:M:115:GLN:OE1	1:Q:371:LYS:HB2	2.19	0.42
1:N:17:ASP:O	1:N:19:LYS:N	2.53	0.42
1:N:117:PRO:HB2	1:N:127:LEU:HG	2.02	0.42
1:N:203:ILE:HD13	1:W:258:MET:HE1	2.02	0.42
1:O:112:ASP:HB2	1:O:241:LEU:HD13	2.01	0.42
1:O:368:VAL:O	1:O:433:CYS:HA	2.19	0.42
1:P:151:ILE:HB	1:P:159:VAL:HG22	2.02	0.42
1:Q:16:TYR:O	1:Q:17:ASP:C	2.58	0.42
1:Q:206:ILE:HA	1:Q:207:PRO:HA	1.85	0.42
1:Q:207:PRO:HG3	1:Q:216:LYS:HD2	2.02	0.42
1:Q:400:SER:O	1:Q:401:VAL:CB	2.68	0.42

*Continued on next page...*

*Continued from previous page...*

Atom-1	Atom-2	Interatomic distance (Å)	Clash overlap (Å)
1:R:33:ASN:O	1:R:35:ILE:N	2.53	0.42
1:R:145:LEU:HD23	1:R:243:ILE:HG21	2.01	0.42
1:S:151:ILE:HB	1:S:159:VAL:HG22	2.01	0.42
1:S:197:GLU:OE2	1:S:197:GLU:N	2.50	0.42
1:S:364:GLY:N	1:S:451:ASP:OD2	2.52	0.42
1:S:435:VAL:HG12	1:S:436:ALA:N	2.35	0.42
3:S:6103:HOH:O	1:V:414:GLY:HA2	2.19	0.42
1:T:117:PRO:O	1:T:127:LEU:HA	2.20	0.42
1:T:435:VAL:HG12	1:T:436:ALA:N	2.34	0.42
1:U:42:ARG:O	1:U:42:ARG:NE	2.52	0.42
1:U:398:LYS:C	1:U:400:SER:H	2.23	0.42
1:V:9:TYR:HB2	1:V:365:LYS:HD3	2.00	0.42
1:V:33:ASN:O	1:V:34:PHE:C	2.56	0.42
1:V:398:LYS:C	1:V:400:SER:H	2.23	0.42
1:V:400:SER:HB2	3:V:6082:HOH:O	2.19	0.42
1:W:20:GLN:O	1:W:21:LEU:C	2.58	0.42
1:W:30:ARG:NH2	1:W:34:PHE:CZ	2.88	0.42
1:W:57:TYR:CE2	1:W:75:LYS:HD3	2.55	0.42
1:W:81:ARG:HA	1:W:81:ARG:HD2	1.87	0.42
1:W:142:THR:HB	3:W:6054:HOH:O	2.19	0.42
1:W:465:ASN:N	1:W:465:ASN:HD22	2.18	0.42
1:X:13:TRP:O	1:X:14:ASP:HB2	2.20	0.42
1:X:56:GLY:O	1:X:57:TYR:HB2	2.20	0.42
1:X:57:TYR:CE2	1:X:75:LYS:HD3	2.54	0.42
1:X:113:LEU:O	1:X:241:LEU:CD2	2.52	0.42
1:X:124:LEU:HA	1:X:217:VAL:HG11	2.01	0.42
1:X:285:LYS:NZ	3:X:6218:HOH:O	2.53	0.42
1:A:400:SER:O	1:A:401:VAL:CB	2.65	0.41
1:B:112:ASP:HB2	1:B:241:LEU:HD13	2.02	0.41
1:B:115:GLN:HB3	1:C:405:THR:HG21	2.02	0.41
1:B:143:LEU:HD13	1:B:143:LEU:C	2.40	0.41
1:B:192:LYS:HA	1:B:192:LYS:NZ	2.35	0.41
1:B:258:MET:HE3	1:K:203:ILE:HD13	2.02	0.41
1:B:399:GLU:O	1:B:400:SER:HB3	2.20	0.41
1:C:394:ARG:O	1:C:397:SER:HB2	2.20	0.41
1:D:80:ASN:OD1	1:D:308:LYS:HG3	2.20	0.41
1:D:151:ILE:HB	1:D:159:VAL:HG22	2.02	0.41
1:D:280:MET:CE	3:D:6063:HOH:O	2.66	0.41
1:E:223:LYS:HE2	1:E:227:GLU:OE1	2.20	0.41
1:E:328:LYS:HZ1	1:I:328:LYS:HG3	1.83	0.41
1:E:338:MET:CE	1:E:423:LEU:HB2	2.50	0.41

*Continued on next page...*

*Continued from previous page...*

Atom-1	Atom-2	Interatomic distance (Å)	Clash overlap (Å)
1:E:368:VAL:O	1:E:433:CYS:HA	2.20	0.41
1:E:376:ARG:HD3	1:E:412:ASP:OD1	2.20	0.41
1:E:408:LEU:HG	1:H:181:LEU:HD11	2.01	0.41
1:F:277:MET:CE	1:F:288:ILE:HA	2.45	0.41
1:G:64:LEU:O	1:G:65:ALA:HB3	2.20	0.41
1:G:203:ILE:HG23	1:G:204:GLY:N	2.34	0.41
1:G:338:MET:SD	1:G:423:LEU:HD12	2.60	0.41
1:H:35:ILE:HD11	1:H:39:LYS:HE3	2.02	0.41
1:H:128:GLU:OE1	1:H:197:GLU:HA	2.20	0.41
1:H:317:ILE:HD12	3:H:6140:HOH:O	2.19	0.41
1:H:342:ASP:CB	3:H:6093:HOH:O	2.62	0.41
1:I:64:LEU:O	1:I:65:ALA:HB3	2.20	0.41
1:I:112:ASP:CG	1:I:241:LEU:HD22	2.40	0.41
1:I:192:LYS:CB	1:L:189:LYS:HD2	2.46	0.41
1:I:201:ILE:O	1:I:202:LEU:HB3	2.20	0.41
1:J:378:LYS:HD3	3:J:6120:HOH:O	2.20	0.41
1:J:398:LYS:HD3	1:J:399:GLU:HG2	2.02	0.41
1:K:20:GLN:C	1:K:24:VAL:HG23	2.39	0.41
1:K:45:VAL:O	1:K:49:ILE:HB	2.20	0.41
1:L:5:LEU:O	1:L:6:LEU:HD23	2.20	0.41
1:L:50:LYS:HE2	1:L:79:ASN:HD22	1.84	0.41
1:L:70:LEU:N	3:L:6070:HOH:O	2.52	0.41
1:L:273:SER:HA	1:L:459:TYR:HD1	1.85	0.41
1:L:398:LYS:C	1:L:400:SER:H	2.23	0.41
1:M:30:ARG:O	1:M:31:PHE:HB2	2.19	0.41
1:M:187:GLU:HB3	3:M:6067:HOH:O	2.19	0.41
1:M:293:ASP:OD1	1:M:303:THR:HB	2.20	0.41
1:M:438:LEU:HA	1:M:438:LEU:HD12	1.80	0.41
1:N:124:LEU:HD22	1:N:203:ILE:CD1	2.49	0.41
1:O:19:LYS:N	1:O:19:LYS:HD2	2.34	0.41
1:O:30:ARG:NH2	1:O:34:PHE:CZ	2.88	0.41
1:O:190:ALA:HB2	1:R:186:LEU:HB2	2.02	0.41
1:O:344:SER:N	3:O:6201:HOH:O	2.52	0.41
1:O:398:LYS:HD3	1:O:399:GLU:HG2	2.01	0.41
1:P:266:ASP:H	1:P:343:VAL:HG13	1.85	0.41
1:Q:132:TYR:CE1	1:Q:297:VAL:HB	2.55	0.41
1:R:202:LEU:HB3	1:R:221:ILE:HD13	2.02	0.41
1:S:113:LEU:N	1:S:241:LEU:HB2	2.35	0.41
1:S:338:MET:SD	1:S:423:LEU:HD12	2.60	0.41
1:U:20:GLN:O	1:U:21:LEU:C	2.58	0.41
1:V:117:PRO:HB2	1:V:127:LEU:HG	2.01	0.41

*Continued on next page...*

*Continued from previous page...*

Atom-1	Atom-2	Interatomic distance (Å)	Clash overlap (Å)
1:V:143:LEU:HA	1:V:144:PRO:HD3	1.77	0.41
1:W:202:LEU:CD1	1:W:221:ILE:HD13	2.39	0.41
1:X:86:ILE:HG22	1:X:308:LYS:HE3	2.02	0.41
1:X:112:ASP:CG	1:X:241:LEU:HD22	2.41	0.41
1:A:77:TYR:CD1	1:A:77:TYR:C	2.92	0.41
1:A:117:PRO:HB2	1:A:127:LEU:HG	2.01	0.41
1:A:141:VAL:O	1:A:143:LEU:N	2.53	0.41
1:B:20:GLN:C	1:B:24:VAL:HG23	2.41	0.41
1:B:25:PHE:CD1	1:B:26:ALA:N	2.88	0.41
1:B:30:ARG:HB2	1:B:449:LYS:HD3	2.01	0.41
1:C:35:ILE:HD11	1:C:39:LYS:HE3	2.01	0.41
1:C:117:PRO:O	1:C:127:LEU:HA	2.20	0.41
1:C:143:LEU:HA	1:C:144:PRO:HD3	1.78	0.41
1:C:328:LYS:C	1:C:330:ARG:H	2.23	0.41
1:D:25:PHE:CD1	1:D:25:PHE:C	2.93	0.41
1:D:66:LYS:CD	1:D:69:THR:HG22	2.50	0.41
1:D:285:LYS:HB2	1:D:285:LYS:NZ	2.35	0.41
1:E:45:VAL:O	1:E:49:ILE:HB	2.20	0.41
1:F:207:PRO:HD2	1:F:210:ASP:HA	2.02	0.41
1:F:304:GLY:O	3:F:6152:HOH:O	2.22	0.41
1:G:20:GLN:C	1:G:24:VAL:HG23	2.41	0.41
1:H:119:TYR:CZ	1:H:126:MET:HB2	2.55	0.41
1:H:230:ASP:CA	3:H:6118:HOH:O	2.67	0.41
1:H:346:ALA:HB2	1:H:436:ALA:HB1	2.02	0.41
1:H:398:LYS:C	1:H:400:SER:H	2.22	0.41
1:I:33:ASN:O	1:I:34:PHE:C	2.57	0.41
1:I:189:LYS:HZ2	1:L:192:LYS:C	2.24	0.41
1:I:193:VAL:N	1:L:189:LYS:NZ	2.69	0.41
1:I:362:TYR:HB3	3:I:6147:HOH:O	2.21	0.41
1:J:16:TYR:O	1:J:17:ASP:C	2.58	0.41
1:K:208:LEU:C	1:K:210:ASP:H	2.24	0.41
1:K:385:ASN:CB	3:K:6183:HOH:O	2.45	0.41
1:M:180:HIS:NE2	1:P:440:MSE:HE2	2.35	0.41
1:M:207:PRO:HG3	1:M:216:LYS:HD2	2.03	0.41
1:N:328:LYS:C	1:N:330:ARG:H	2.24	0.41
1:N:435:VAL:HG12	1:N:436:ALA:N	2.35	0.41
1:O:42:ARG:HA	3:O:6203:HOH:O	2.20	0.41
1:O:202:LEU:O	1:O:202:LEU:HG	2.20	0.41
1:O:208:LEU:HD22	1:O:223:LYS:HG3	2.00	0.41
1:O:293:ASP:OD1	1:O:303:THR:HB	2.20	0.41
1:P:405:THR:HG23	3:P:6050:HOH:O	2.20	0.41

*Continued on next page...*



*Continued from previous page...*

Atom-1	Atom-2	Interatomic distance (Å)	Clash overlap (Å)
1:Q:143:LEU:HA	1:Q:144:PRO:HD3	1.80	0.41
1:Q:265:ASP:C	1:Q:267:ARG:H	2.24	0.41
1:R:117:PRO:HB2	1:R:127:LEU:HG	2.01	0.41
1:R:123:ASP:HB2	1:R:124:LEU:HD23	2.01	0.41
1:R:180:HIS:C	1:R:181:LEU:HD12	2.41	0.41
1:R:188:LYS:HB2	3:R:6199:HOH:O	2.19	0.41
1:R:435:VAL:CG2	3:R:6229:HOH:O	2.64	0.41
1:S:25:PHE:CD1	1:S:26:ALA:N	2.87	0.41
1:T:117:PRO:HB2	1:T:127:LEU:HG	2.02	0.41
1:T:183:SER:HA	3:T:6121:HOH:O	2.19	0.41
1:T:390:ALA:O	1:T:393:ARG:HB2	2.21	0.41
1:U:88:PHE:CD1	1:U:288:ILE:CG2	3.01	0.41
1:U:387:GLU:CD	1:U:387:GLU:H	2.22	0.41
1:V:7:LYS:HD2	1:V:8:GLU:O	2.21	0.41
1:W:81:ARG:HB2	3:X:6177:HOH:O	2.19	0.41
1:W:112:ASP:OD2	1:W:112:ASP:N	2.51	0.41
1:X:13:TRP:CZ2	1:X:450:ALA:HB2	2.55	0.41
1:X:151:ILE:HB	1:X:159:VAL:HG22	2.01	0.41
1:X:300:ILE:C	1:X:300:ILE:HD12	2.40	0.41
1:A:177:ILE:H	1:A:177:ILE:HG13	1.54	0.41
1:B:117:PRO:HB2	1:B:127:LEU:HG	2.02	0.41
1:C:139:GLN:HG3	1:F:139:GLN:CG	2.50	0.41
1:D:57:TYR:HB3	1:D:77:TYR:HD2	1.86	0.41
1:D:104:ALA:O	1:D:291:LEU:HA	2.20	0.41
1:E:182:ALA:CB	1:H:137:LYS:HE3	2.50	0.41
1:E:268:ILE:HG23	1:E:269:CYS:N	2.35	0.41
1:E:300:ILE:C	1:E:300:ILE:HD12	2.40	0.41
1:F:33:ASN:O	1:F:34:PHE:C	2.59	0.41
1:F:140:TRP:CE2	1:F:443:PRO:HG3	2.56	0.41
1:G:30:ARG:NH2	1:G:34:PHE:CZ	2.88	0.41
1:G:39:LYS:HE2	3:G:6089:HOH:O	2.20	0.41
3:G:6024:HOH:O	1:H:371:LYS:CD	2.67	0.41
1:H:194:ILE:O	1:H:195:GLU:O	2.37	0.41
1:H:354:VAL:HG13	1:H:355:MET:HG3	2.02	0.41
1:I:390:ALA:O	1:I:393:ARG:HB2	2.20	0.41
1:I:438:LEU:HD12	1:I:438:LEU:HA	1.79	0.41
1:J:143:LEU:HD13	1:J:143:LEU:C	2.41	0.41
1:J:192:LYS:HA	1:J:192:LYS:NZ	2.36	0.41
1:J:203:ILE:HG23	1:J:204:GLY:N	2.35	0.41
1:J:305:MET:HG2	1:J:305:MET:O	2.20	0.41
1:J:405:THR:HG23	3:J:6117:HOH:O	2.18	0.41

*Continued on next page...*

*Continued from previous page...*

Atom-1	Atom-2	Interatomic distance (Å)	Clash overlap (Å)
1:K:194:ILE:O	1:K:195:GLU:O	2.38	0.41
1:K:463:LEU:HD13	3:K:6119:HOH:O	2.20	0.41
1:L:277:MET:HE2	1:L:288:ILE:CA	2.42	0.41
1:L:338:MET:SD	1:L:423:LEU:HD12	2.60	0.41
1:M:17:ASP:O	1:M:19:LYS:N	2.53	0.41
1:M:33:ASN:O	1:M:34:PHE:C	2.57	0.41
1:M:189:LYS:NZ	1:P:193:VAL:N	2.67	0.41
1:M:208:LEU:C	1:M:210:ASP:H	2.22	0.41
1:N:328:LYS:HG3	1:P:328:LYS:HZ1	1.80	0.41
1:N:368:VAL:O	1:N:433:CYS:HA	2.20	0.41
1:N:399:GLU:O	1:N:400:SER:HB3	2.20	0.41
1:O:33:ASN:O	1:O:34:PHE:C	2.57	0.41
1:O:172:PHE:HA	1:R:252:TYR:CE1	2.55	0.41
1:O:203:ILE:CD1	1:R:363:LEU:HD13	2.50	0.41
1:O:206:ILE:O	1:O:206:ILE:HG12	2.18	0.41
1:P:42:ARG:C	1:P:44:CYS:N	2.73	0.41
1:P:112:ASP:CG	1:P:241:LEU:HD22	2.40	0.41
1:P:277:MET:CE	1:P:288:ILE:HA	2.50	0.41
1:Q:77:TYR:CD1	1:Q:77:TYR:C	2.93	0.41
1:Q:124:LEU:HD22	1:Q:203:ILE:CD1	2.51	0.41
1:Q:356:GLU:O	1:Q:358:ARG:N	2.53	0.41
1:Q:368:VAL:O	1:Q:433:CYS:HA	2.21	0.41
1:R:42:ARG:O	1:R:42:ARG:NE	2.53	0.41
1:R:208:LEU:HD22	1:R:223:LYS:HG3	2.03	0.41
1:R:399:GLU:O	1:R:400:SER:HB3	2.19	0.41
1:S:19:LYS:HA	3:S:6108:HOH:O	2.20	0.41
1:S:112:ASP:HB2	1:S:241:LEU:HD13	2.03	0.41
1:S:124:LEU:HA	1:S:217:VAL:HG11	2.01	0.41
1:S:263:GLY:O	1:S:264:GLN:C	2.57	0.41
1:T:294:LYS:O	1:T:297:VAL:HG12	2.19	0.41
1:U:78:ALA:HB3	1:U:86:ILE:CG2	2.50	0.41
1:V:285:LYS:HB2	1:V:285:LYS:NZ	2.35	0.41
1:V:355:MET:CB	3:V:6218:HOH:O	2.69	0.41
1:W:33:ASN:O	1:W:36:SER:N	2.53	0.41
1:W:88:PHE:CD1	1:W:288:ILE:CG2	3.03	0.41
1:W:124:LEU:CB	1:W:203:ILE:HD12	2.30	0.41
1:W:143:LEU:HA	1:W:144:PRO:HD3	1.79	0.41
1:W:194:ILE:O	1:W:195:GLU:O	2.37	0.41
1:W:346:ALA:HB3	1:W:437:LEU:O	2.20	0.41
1:X:16:TYR:O	1:X:17:ASP:C	2.58	0.41
1:X:17:ASP:O	1:X:19:LYS:N	2.54	0.41

*Continued on next page...*

*Continued from previous page...*

Atom-1	Atom-2	Interatomic distance (Å)	Clash overlap (Å)
1:X:128:GLU:OE1	1:X:197:GLU:HA	2.20	0.41
1:X:202:LEU:CD1	1:X:221:ILE:HD13	2.43	0.41
1:X:208:LEU:HD13	1:X:223:LYS:HE3	2.01	0.41
1:X:328:LYS:O	1:X:329:LEU:CG	2.56	0.41
1:X:435:VAL:HG12	1:X:436:ALA:N	2.36	0.41
1:A:10:LYS:HB2	1:A:10:LYS:HZ2	1.81	0.41
1:A:42:ARG:HG2	1:A:43:GLU:OE2	2.21	0.41
1:A:136:LYS:CE	1:E:376:ARG:HD2	2.50	0.41
1:A:391:GLU:O	1:A:395:ILE:HG13	2.20	0.41
1:B:124:LEU:HD22	1:B:203:ILE:CD1	2.49	0.41
1:B:132:TYR:CE1	1:B:297:VAL:HB	2.55	0.41
1:B:192:LYS:C	1:K:189:LYS:NZ	2.74	0.41
1:B:400:SER:OG	1:B:401:VAL:N	2.53	0.41
1:C:30:ARG:O	1:C:31:PHE:HB2	2.19	0.41
1:C:130:HIS:CE1	3:C:6079:HOH:O	2.72	0.41
1:C:151:ILE:HB	1:C:159:VAL:HG22	2.02	0.41
1:C:207:PRO:HD2	1:C:210:ASP:HA	2.01	0.41
1:C:364:GLY:N	1:C:451:ASP:OD2	2.53	0.41
3:C:6137:HOH:O	1:F:253:GLY:HA2	2.20	0.41
1:D:112:ASP:CG	1:D:241:LEU:HD22	2.41	0.41
1:D:399:GLU:O	1:D:400:SER:HB3	2.20	0.41
1:E:5:LEU:O	1:E:6:LEU:C	2.57	0.41
1:E:19:LYS:N	1:E:19:LYS:HD2	2.35	0.41
1:E:208:LEU:C	1:E:210:ASP:H	2.22	0.41
1:E:328:LYS:HE3	3:E:6021:HOH:O	2.20	0.41
1:F:17:ASP:HA	1:F:22:LYS:HE3	2.02	0.41
1:F:19:LYS:N	1:F:19:LYS:HD2	2.34	0.41
1:F:266:ASP:H	1:F:343:VAL:HG13	1.86	0.41
1:G:77:TYR:CD1	1:G:77:TYR:C	2.94	0.41
1:G:139:GLN:CG	1:J:139:GLN:HG3	2.49	0.41
1:I:17:ASP:O	1:I:19:LYS:N	2.53	0.41
1:I:273:SER:HA	1:I:459:TYR:HD1	1.85	0.41
1:J:112:ASP:HB2	1:J:241:LEU:HD13	2.01	0.41
1:J:117:PRO:O	1:J:127:LEU:HA	2.19	0.41
1:K:30:ARG:O	1:K:30:ARG:CD	2.69	0.41
1:K:308:LYS:O	1:K:308:LYS:HD3	2.20	0.41
1:K:346:ALA:HB2	1:K:436:ALA:HB1	2.01	0.41
1:K:368:VAL:O	1:K:433:CYS:HA	2.19	0.41
1:L:13:TRP:O	1:L:15:LYS:N	2.53	0.41
1:M:52:ALA:O	1:M:53:GLU:HB2	2.20	0.41
1:M:124:LEU:HD22	1:M:203:ILE:CD1	2.50	0.41

*Continued on next page...*

*Continued from previous page...*

Atom-1	Atom-2	Interatomic distance (Å)	Clash overlap (Å)
1:M:368:VAL:HA	1:M:404:GLN:O	2.20	0.41
1:O:124:LEU:HD22	1:O:203:ILE:CD1	2.50	0.41
1:O:356:GLU:O	1:O:358:ARG:N	2.53	0.41
1:P:145:LEU:HD23	1:P:243:ILE:HG21	2.02	0.41
1:P:207:PRO:HG3	1:P:216:LYS:HD2	2.02	0.41
1:P:328:LYS:C	1:P:330:ARG:H	2.24	0.41
1:P:368:VAL:HA	1:P:404:GLN:O	2.20	0.41
1:Q:176:ASP:CG	1:T:137:LYS:HZ3	2.23	0.41
1:Q:201:ILE:HG13	1:Q:202:LEU:HD22	2.02	0.41
1:R:30:ARG:O	1:R:30:ARG:CD	2.68	0.41
1:R:59:ASN:CB	1:R:76:VAL:HB	2.34	0.41
1:R:127:LEU:HA	1:R:127:LEU:HD12	1.89	0.41
1:R:202:LEU:CB	1:R:221:ILE:HD13	2.51	0.41
1:S:16:TYR:O	1:S:17:ASP:C	2.59	0.41
1:S:19:LYS:N	1:S:19:LYS:HD2	2.36	0.41
1:S:56:GLY:O	1:S:57:TYR:HB2	2.19	0.41
1:T:221:ILE:CG2	1:T:222:MET:N	2.83	0.41
1:U:19:LYS:N	1:U:19:LYS:HD2	2.35	0.41
1:U:178:LEU:HD12	1:U:180:HIS:CD2	2.53	0.41
1:V:25:PHE:CD1	1:V:25:PHE:C	2.94	0.41
1:W:37:ASN:HB3	3:W:6241:HOH:O	2.20	0.41
1:W:356:GLU:O	1:W:358:ARG:N	2.53	0.41
1:X:314:VAL:C	1:X:316:ASP:N	2.73	0.41
1:A:197:GLU:OE2	1:A:197:GLU:N	2.54	0.41
1:A:221:ILE:HD11	1:D:254:PHE:HB3	2.02	0.41
1:B:13:TRP:O	1:B:15:LYS:N	2.54	0.41
1:B:95:LEU:H	1:B:95:LEU:CD2	2.33	0.41
1:B:178:LEU:HD13	1:K:345:ALA:HB2	2.03	0.41
1:B:212:GLU:HB3	1:B:213:GLU:H	1.68	0.41
1:C:20:GLN:O	1:C:21:LEU:C	2.58	0.41
1:C:25:PHE:O	1:C:26:ALA:C	2.58	0.41
1:C:83:LYS:NZ	3:C:6126:HOH:O	2.29	0.41
1:C:139:GLN:CG	1:F:139:GLN:HG3	2.50	0.41
1:D:20:GLN:O	1:D:21:LEU:C	2.58	0.41
1:D:194:ILE:O	1:D:195:GLU:O	2.38	0.41
1:D:300:ILE:C	1:D:300:ILE:HD12	2.41	0.41
1:D:457:ASN:HA	1:D:460:SER:OG	2.21	0.41
1:E:176:ASP:CG	1:H:137:LYS:HZ3	2.22	0.41
1:F:30:ARG:HB2	1:F:449:LYS:HD3	2.01	0.41
1:F:102:LEU:CB	3:F:6172:HOH:O	2.68	0.41
1:F:123:ASP:HB2	1:F:124:LEU:HD23	2.01	0.41

*Continued on next page...*

*Continued from previous page...*

Atom-1	Atom-2	Interatomic distance (Å)	Clash overlap (Å)
1:G:282:ASN:HB2	3:G:6085:HOH:O	2.20	0.41
1:H:64:LEU:O	1:H:65:ALA:HB3	2.20	0.41
1:H:89:LEU:HD22	3:H:6083:HOH:O	2.19	0.41
1:I:30:ARG:NH2	1:I:34:PHE:CZ	2.88	0.41
1:I:110:ARG:HH11	1:I:110:ARG:CG	2.34	0.41
1:I:265:ASP:HA	1:I:343:VAL:HG21	2.03	0.41
1:I:290:ILE:O	1:I:291:LEU:HD23	2.20	0.41
1:J:80:ASN:HB2	1:J:308:LYS:CE	2.43	0.41
1:J:206:ILE:HA	1:J:207:PRO:HA	1.87	0.41
1:K:6:LEU:N	1:K:6:LEU:HD23	2.35	0.41
1:K:33:ASN:O	1:K:36:SER:N	2.54	0.41
1:K:35:ILE:HD11	1:K:39:LYS:HE3	2.02	0.41
1:K:112:ASP:CA	1:K:241:LEU:HB2	2.50	0.41
1:K:208:LEU:HD22	1:K:223:LYS:HG3	2.02	0.41
1:L:90:ILE:H	1:L:90:ILE:CD1	2.30	0.41
1:L:117:PRO:HB2	1:L:127:LEU:HG	2.02	0.41
1:L:370:ASN:HB2	1:L:432:ASP:HB2	2.03	0.41
1:M:30:ARG:O	1:M:30:ARG:CD	2.69	0.41
1:M:192:LYS:C	1:P:189:LYS:HZ2	2.22	0.41
1:M:273:SER:HA	1:M:459:TYR:HD1	1.86	0.41
1:N:42:ARG:NH2	3:N:6180:HOH:O	2.54	0.41
1:N:77:TYR:C	1:N:77:TYR:CD1	2.93	0.41
1:N:258:MET:HE3	1:W:203:ILE:HD13	2.02	0.41
1:N:411:VAL:HG21	1:P:196:GLY:HA3	2.03	0.41
1:N:414:GLY:N	3:N:6060:HOH:O	2.50	0.41
1:O:117:PRO:HB2	1:O:127:LEU:HG	2.02	0.41
1:O:266:ASP:H	1:O:343:VAL:HG13	1.85	0.41
1:O:435:VAL:HG13	1:O:451:ASP:HB3	2.01	0.41
1:O:457:ASN:HA	1:O:460:SER:OG	2.20	0.41
1:P:435:VAL:HG12	1:P:436:ALA:N	2.35	0.41
1:Q:19:LYS:N	1:Q:19:LYS:HD2	2.35	0.41
1:Q:25:PHE:CD1	1:Q:26:ALA:N	2.88	0.41
1:Q:110:ARG:HD2	1:Q:110:ARG:C	2.40	0.41
1:Q:202:LEU:CD1	1:Q:221:ILE:HD13	2.42	0.41
1:Q:202:LEU:HB3	1:Q:221:ILE:HD13	2.02	0.41
1:R:53:GLU:HG2	1:R:274:PHE:HZ	1.82	0.41
1:R:243:ILE:HD12	1:R:243:ILE:N	2.36	0.41
1:R:288:ILE:CB	3:R:6101:HOH:O	2.54	0.41
1:R:398:LYS:HD3	1:R:399:GLU:HG2	2.02	0.41
1:S:35:ILE:HD11	1:S:39:LYS:HE3	2.03	0.41
1:S:115:GLN:HB3	1:T:405:THR:HG21	2.03	0.41

*Continued on next page...*

*Continued from previous page...*

Atom-1	Atom-2	Interatomic distance (Å)	Clash overlap (Å)
1:S:202:LEU:HB3	1:S:221:ILE:HD13	2.02	0.41
1:T:123:ASP:HB2	1:T:124:LEU:HD23	2.02	0.41
1:T:177:ILE:H	1:T:177:ILE:HG13	1.54	0.41
1:U:95:LEU:H	1:U:95:LEU:CD2	2.33	0.41
1:U:153:LYS:HE2	3:U:6077:HOH:O	2.20	0.41
1:U:203:ILE:HG23	1:U:204:GLY:N	2.35	0.41
1:U:207:PRO:HG3	1:U:216:LYS:HD2	2.02	0.41
1:U:208:LEU:C	1:U:210:ASP:H	2.23	0.41
1:U:293:ASP:OD2	1:U:294:LYS:HG2	2.21	0.41
1:U:400:SER:OG	1:U:401:VAL:N	2.53	0.41
1:V:234:GLU:O	1:V:236:PHE:N	2.48	0.41
1:W:80:ASN:OD1	1:W:308:LYS:HG3	2.20	0.41
1:W:116:ASN:HD21	1:X:405:THR:CG2	2.34	0.41
1:W:263:GLY:O	1:W:264:GLN:C	2.58	0.41
1:X:33:ASN:O	1:X:36:SER:N	2.54	0.41
1:X:95:LEU:H	1:X:95:LEU:CD2	2.31	0.41
1:X:241:LEU:O	1:X:242:GLU:CG	2.68	0.41
1:X:391:GLU:O	1:X:395:ILE:HG13	2.20	0.41
1:X:398:LYS:HD3	1:X:399:GLU:HG2	2.03	0.41
1:A:33:ASN:O	1:A:34:PHE:C	2.59	0.41
1:A:223:LYS:HE2	1:A:227:GLU:OE1	2.20	0.41
1:B:33:ASN:O	1:B:34:PHE:C	2.59	0.41
1:B:176:ASP:CG	1:K:137:LYS:HZ3	2.23	0.41
1:B:202:LEU:CB	1:B:221:ILE:HD13	2.50	0.41
1:C:88:PHE:CD1	1:C:288:ILE:CG2	3.04	0.41
1:C:150:VAL:O	1:C:240:GLU:N	2.54	0.41
1:D:8:GLU:HG2	1:D:9:TYR:N	2.36	0.41
1:D:113:LEU:HD22	1:D:127:LEU:HG	2.02	0.41
1:D:396:LEU:HD21	1:D:458:GLY:HA2	2.02	0.41
1:E:20:GLN:C	1:E:24:VAL:HG23	2.40	0.41
1:E:398:LYS:C	1:E:400:SER:H	2.22	0.41
1:F:113:LEU:N	1:F:241:LEU:HB2	2.36	0.41
1:F:151:ILE:HB	1:F:159:VAL:HG22	2.03	0.41
1:F:300:ILE:HD12	1:F:300:ILE:C	2.40	0.41
1:G:112:ASP:HB2	1:G:241:LEU:HD13	2.03	0.41
1:G:216:LYS:HB2	3:G:6018:HOH:O	2.19	0.41
1:G:243:ILE:N	1:G:243:ILE:HD12	2.36	0.41
1:H:45:VAL:HG12	1:H:49:ILE:HD12	2.02	0.41
1:H:112:ASP:CA	1:H:241:LEU:HB2	2.50	0.41
1:H:210:ASP:HB2	3:H:6078:HOH:O	2.20	0.41
1:J:202:LEU:CB	1:J:221:ILE:HD13	2.51	0.41

*Continued on next page...*

*Continued from previous page...*

Atom-1	Atom-2	Interatomic distance (Å)	Clash overlap (Å)
1:J:308:LYS:O	1:J:308:LYS:HD3	2.20	0.41
1:K:400:SER:OG	1:K:401:VAL:N	2.53	0.41
1:L:208:LEU:HD22	1:L:223:LYS:HG3	2.03	0.41
1:L:208:LEU:C	1:L:210:ASP:H	2.24	0.41
1:L:311:GLU:O	1:L:311:GLU:HG3	2.20	0.41
1:M:40:THR:CG2	1:M:44:CYS:SG	3.07	0.41
1:M:221:ILE:HD12	1:M:221:ILE:HA	1.95	0.41
1:N:346:ALA:HB2	1:N:436:ALA:HB1	2.02	0.41
1:N:368:VAL:HA	1:N:404:GLN:O	2.20	0.41
1:O:33:ASN:O	1:O:36:SER:N	2.54	0.41
1:O:267:ARG:N	3:O:6080:HOH:O	2.54	0.41
1:P:17:ASP:O	1:P:19:LYS:N	2.54	0.41
1:Q:123:ASP:HB3	3:Q:6110:HOH:O	2.21	0.41
1:R:5:LEU:HB2	3:R:6088:HOH:O	2.20	0.41
1:S:128:GLU:OE1	1:S:197:GLU:HA	2.21	0.41
1:S:277:MET:HE1	1:S:287:CYS:O	2.20	0.41
1:T:30:ARG:NH2	1:T:34:PHE:CZ	2.89	0.41
1:T:203:ILE:HG23	1:T:204:GLY:N	2.35	0.41
1:U:17:ASP:O	1:U:19:LYS:N	2.53	0.41
1:V:112:ASP:CG	1:V:241:LEU:HD22	2.41	0.41
1:V:202:LEU:CD1	1:V:221:ILE:HD13	2.44	0.41
1:V:221:ILE:HD12	1:V:221:ILE:HA	1.95	0.41
1:V:277:MET:CE	1:V:288:ILE:HA	2.48	0.41
1:V:314:VAL:C	1:V:316:ASP:N	2.73	0.41
1:V:463:LEU:CD2	3:V:6249:HOH:O	2.69	0.41
1:W:13:TRP:CE2	1:W:450:ALA:HB2	2.54	0.41
1:X:20:GLN:O	1:X:21:LEU:C	2.57	0.41
1:X:213:GLU:O	1:X:214:LYS:C	2.59	0.41
1:A:54:LYS:CB	3:A:6163:HOH:O	2.58	0.41
1:A:241:LEU:HD21	1:E:378:LYS:NZ	2.36	0.41
1:B:64:LEU:O	1:B:65:ALA:HB3	2.20	0.41
1:C:33:ASN:O	1:C:34:PHE:C	2.59	0.41
1:C:208:LEU:C	1:C:210:ASP:H	2.24	0.41
1:C:266:ASP:H	1:C:343:VAL:HG13	1.86	0.41
1:D:202:LEU:CD1	1:D:221:ILE:HD13	2.43	0.41
1:D:202:LEU:HB3	1:D:221:ILE:HD13	2.01	0.41
1:E:110:ARG:HD2	1:E:110:ARG:C	2.41	0.41
1:F:33:ASN:O	1:F:36:SER:N	2.54	0.41
1:F:88:PHE:CD1	1:F:288:ILE:CG2	3.03	0.41
1:F:400:SER:O	1:F:401:VAL:CB	2.68	0.41
1:G:88:PHE:CD1	1:G:288:ILE:CG2	3.04	0.41

*Continued on next page...*

*Continued from previous page...*

Atom-1	Atom-2	Interatomic distance (Å)	Clash overlap (Å)
1:G:113:LEU:O	1:G:241:LEU:CD2	2.54	0.41
1:G:264:GLN:HB2	1:G:445:GLU:HB2	2.03	0.41
1:G:328:LYS:HZ3	1:H:328:LYS:HG3	1.85	0.41
1:G:438:LEU:HD12	1:G:438:LEU:HA	1.81	0.41
1:I:207:PRO:HD2	1:I:210:ASP:HA	2.03	0.41
1:I:398:LYS:HD3	1:I:399:GLU:HG2	2.03	0.41
1:J:30:ARG:O	1:J:30:ARG:CD	2.69	0.41
1:J:201:ILE:O	1:J:202:LEU:HB3	2.19	0.41
1:J:394:ARG:O	1:J:397:SER:HB2	2.21	0.41
1:K:69:THR:CG2	3:K:6037:HOH:O	2.68	0.41
1:K:264:GLN:HB2	1:K:445:GLU:HB2	2.02	0.41
1:K:338:MET:CE	1:K:423:LEU:HB2	2.50	0.41
1:L:273:SER:HA	1:L:459:TYR:CD1	2.56	0.41
1:M:356:GLU:O	1:M:358:ARG:N	2.53	0.41
1:N:110:ARG:HD2	1:N:110:ARG:C	2.40	0.41
1:O:208:LEU:HD13	1:O:223:LYS:CG	2.51	0.41
1:O:241:LEU:HD21	1:P:378:LYS:NZ	2.36	0.41
1:P:11:ASN:O	1:P:13:TRP:O	2.38	0.41
1:P:35:ILE:HD11	1:P:39:LYS:HE3	2.02	0.41
1:P:398:LYS:C	1:P:400:SER:H	2.24	0.41
1:P:399:GLU:O	1:P:400:SER:HB3	2.21	0.41
1:Q:66:LYS:CD	1:Q:69:THR:HG22	2.51	0.41
1:Q:189:LYS:CB	1:T:189:LYS:HA	2.51	0.41
1:Q:264:GLN:HE21	1:Q:264:GLN:HB3	1.63	0.41
1:R:57:TYR:HB3	1:R:77:TYR:HD2	1.85	0.41
1:R:86:ILE:HG22	1:R:308:LYS:HE3	2.03	0.41
1:R:398:LYS:C	1:R:400:SER:H	2.23	0.41
1:S:53:GLU:HG2	1:S:274:PHE:HZ	1.81	0.41
1:T:13:TRP:O	1:T:14:ASP:HB2	2.19	0.41
1:T:20:GLN:O	1:T:21:LEU:C	2.59	0.41
1:T:112:ASP:CA	1:T:241:LEU:HB2	2.50	0.41
1:T:192:LYS:HA	1:T:192:LYS:NZ	2.36	0.41
1:U:33:ASN:O	1:U:34:PHE:C	2.58	0.41
1:U:139:GLN:CG	1:X:139:GLN:HG3	2.49	0.41
1:V:45:VAL:HG12	1:V:49:ILE:HD12	2.02	0.41
1:V:293:ASP:OD1	1:V:303:THR:HB	2.21	0.41
1:V:435:VAL:HG13	1:V:451:ASP:HB3	2.02	0.41
1:W:70:LEU:HG	1:W:319:SER:HB2	2.02	0.41
1:W:208:LEU:HD13	1:W:223:LYS:CG	2.51	0.41
1:A:32:LYS:HG2	1:A:275:GLU:OE1	2.21	0.41
1:A:192:LYS:HA	1:A:192:LYS:NZ	2.36	0.41

*Continued on next page...*



*Continued from previous page...*

Atom-1	Atom-2	Interatomic distance (Å)	Clash overlap (Å)
1:A:293:ASP:OD2	1:A:294:LYS:HG2	2.20	0.41
1:A:330:ARG:NH1	1:I:311:GLU:HA	2.36	0.41
1:A:435:VAL:HG13	1:A:451:ASP:HB3	2.03	0.41
1:B:127:LEU:HA	1:B:127:LEU:HD12	1.92	0.41
1:B:241:LEU:HD21	3:C:6161:HOH:O	2.20	0.41
1:B:281:LYS:HD2	3:B:6114:HOH:O	2.21	0.41
1:C:294:LYS:CE	3:C:6108:HOH:O	2.61	0.41
1:C:328:LYS:O	1:C:329:LEU:CG	2.58	0.41
1:D:59:ASN:OD1	1:D:63:ILE:HD11	2.21	0.41
1:D:264:GLN:CG	1:D:445:GLU:HB2	2.46	0.41
1:D:410:LYS:HG3	1:D:413:GLN:CG	2.51	0.41
1:E:300:ILE:HG12	1:I:381:CYS:O	2.20	0.41
1:F:201:ILE:HG13	1:F:202:LEU:HD23	2.01	0.41
1:F:208:LEU:HD13	1:F:223:LYS:CE	2.51	0.41
1:F:308:LYS:O	1:F:308:LYS:HD3	2.20	0.41
1:G:111:LEU:HB2	1:G:243:ILE:HB	2.03	0.41
1:G:207:PRO:HG3	1:G:216:LYS:HD2	2.03	0.41
1:G:314:VAL:C	1:G:316:ASP:N	2.72	0.41
1:H:20:GLN:O	1:H:21:LEU:C	2.58	0.41
1:H:112:ASP:CG	1:H:241:LEU:HD22	2.41	0.41
1:H:264:GLN:CG	1:H:445:GLU:HB2	2.46	0.41
1:H:300:ILE:C	1:H:300:ILE:HD12	2.40	0.41
1:H:399:GLU:O	1:H:400:SER:HB3	2.21	0.41
1:I:20:GLN:C	1:I:24:VAL:HG23	2.39	0.41
1:I:57:TYR:HB3	1:I:77:TYR:HD2	1.85	0.41
1:I:113:LEU:HD21	1:I:243:ILE:HD11	2.03	0.41
1:I:117:PRO:HB2	1:I:127:LEU:HG	2.03	0.41
1:I:294:LYS:O	1:I:297:VAL:HG12	2.20	0.41
1:I:314:VAL:C	1:I:316:ASP:N	2.72	0.41
1:I:394:ARG:O	1:I:397:SER:HB2	2.21	0.41
1:I:464:ASN:N	1:I:464:ASN:HD22	2.18	0.41
1:J:207:PRO:HD2	1:J:210:ASP:HA	2.02	0.41
1:J:447:SER:CB	3:J:6248:HOH:O	2.69	0.41
1:K:201:ILE:HG13	1:K:202:LEU:HD23	2.02	0.41
1:K:215:GLN:N	3:K:6159:HOH:O	2.47	0.41
1:L:280:MET:HE2	1:L:463:LEU:HB2	2.03	0.41
1:L:314:VAL:C	1:L:316:ASP:N	2.72	0.41
1:N:20:GLN:O	1:N:21:LEU:C	2.58	0.41
1:N:25:PHE:CD1	1:N:25:PHE:C	2.94	0.41
1:N:139:GLN:HG3	1:W:139:GLN:CG	2.50	0.41
1:N:208:LEU:C	1:N:210:ASP:H	2.24	0.41

*Continued on next page...*

*Continued from previous page...*

Atom-1	Atom-2	Interatomic distance (Å)	Clash overlap (Å)
1:N:266:ASP:H	1:N:343:VAL:HG13	1.85	0.41
1:N:293:ASP:OD1	1:N:303:THR:HB	2.20	0.41
1:N:294:LYS:CE	3:N:6121:HOH:O	2.69	0.41
1:N:311:GLU:O	1:N:311:GLU:HG3	2.21	0.41
1:N:392:LEU:CD1	1:N:431:ILE:HG21	2.51	0.41
3:N:6131:HOH:O	1:O:356:GLU:HA	2.20	0.41
1:O:30:ARG:HB2	1:O:449:LYS:HD3	2.02	0.41
1:O:42:ARG:C	1:O:44:CYS:H	2.24	0.41
1:O:151:ILE:HB	1:O:159:VAL:HG22	2.03	0.41
1:O:311:GLU:HG3	1:O:311:GLU:O	2.21	0.41
1:O:328:LYS:C	1:O:330:ARG:H	2.23	0.41
1:Q:100:LYS:HB2	1:Q:287:CYS:CB	2.46	0.41
1:Q:123:ASP:HB2	1:Q:124:LEU:HD23	2.03	0.41
1:Q:212:GLU:HB3	1:Q:213:GLU:H	1.68	0.41
1:Q:328:LYS:C	1:Q:330:ARG:H	2.23	0.41
1:R:5:LEU:N	3:R:6110:HOH:O	2.54	0.41
1:R:19:LYS:N	1:R:19:LYS:HD2	2.35	0.41
1:S:20:GLN:C	1:S:24:VAL:HG23	2.40	0.41
1:S:208:LEU:C	1:S:210:ASP:H	2.24	0.41
1:S:221:ILE:CG2	1:S:222:MET:N	2.84	0.41
1:S:258:MET:HE3	1:V:203:ILE:HD13	2.02	0.41
1:S:376:ARG:HD3	1:S:412:ASP:OD1	2.20	0.41
1:T:112:ASP:CG	1:T:241:LEU:HD22	2.41	0.41
1:T:376:ARG:HD3	1:T:412:ASP:OD1	2.21	0.41
1:T:391:GLU:O	1:T:395:ILE:HG13	2.21	0.41
1:U:81:ARG:HD2	1:U:81:ARG:HA	1.82	0.41
1:U:139:GLN:HG3	1:X:139:GLN:CG	2.50	0.41
1:U:410:LYS:HG3	1:U:413:GLN:CG	2.51	0.41
1:V:124:LEU:HD22	1:V:203:ILE:CD1	2.51	0.41
1:V:464:ASN:HD22	1:V:464:ASN:HA	1.67	0.41
1:W:66:LYS:HA	1:W:69:THR:HA	2.03	0.41
1:W:151:ILE:HB	1:W:159:VAL:HG22	2.03	0.41
1:W:335:ASN:HA	3:W:6132:HOH:O	2.19	0.41
1:X:59:ASN:OD1	1:X:63:ILE:HD11	2.19	0.41
1:X:208:LEU:C	1:X:210:ASP:H	2.24	0.41
1:A:132:TYR:CE1	1:A:297:VAL:HB	2.54	0.41
1:A:208:LEU:C	1:A:210:ASP:H	2.24	0.41
1:A:243:ILE:N	1:A:243:ILE:HD12	2.36	0.41
1:A:328:LYS:HZ1	1:E:328:LYS:HG3	1.86	0.41
1:B:57:TYR:CE2	1:B:75:LYS:HD3	2.56	0.41
1:B:208:LEU:C	1:B:210:ASP:H	2.24	0.41

*Continued on next page...*

*Continued from previous page...*

Atom-1	Atom-2	Interatomic distance (Å)	Clash overlap (Å)
1:B:293:ASP:OD1	1:B:303:THR:HB	2.21	0.41
1:B:300:ILE:C	1:B:300:ILE:HD12	2.41	0.41
1:B:328:LYS:O	1:B:329:LEU:CG	2.56	0.41
1:C:25:PHE:C	1:C:28:GLY:H	2.24	0.41
1:C:208:LEU:HD22	1:C:223:LYS:HG3	2.02	0.41
1:C:273:SER:HA	1:C:459:TYR:CD1	2.55	0.41
1:C:285:LYS:HB2	1:C:285:LYS:NZ	2.36	0.41
1:C:332:ALA:HB3	3:C:6007:HOH:O	2.21	0.41
1:C:464:ASN:CG	1:C:465:ASN:N	2.74	0.41
1:D:25:PHE:CD1	1:D:26:ALA:N	2.89	0.41
1:D:42:ARG:C	1:D:44:CYS:H	2.25	0.41
1:D:70:LEU:N	3:D:6014:HOH:O	2.53	0.41
1:D:143:LEU:HA	1:D:144:PRO:HD3	1.79	0.41
1:D:193:VAL:HA	3:D:6032:HOH:O	2.21	0.41
1:D:208:LEU:C	1:D:210:ASP:H	2.24	0.41
1:D:309:PHE:CB	3:D:6180:HOH:O	2.65	0.41
1:D:464:ASN:ND2	3:D:6045:HOH:O	2.53	0.41
1:E:19:LYS:HB2	3:E:6065:HOH:O	2.21	0.41
1:E:33:ASN:O	1:E:36:SER:N	2.54	0.41
1:E:131:TYR:O	1:I:377:GLY:HA2	2.20	0.41
1:E:151:ILE:HB	1:E:159:VAL:HG22	2.03	0.41
1:E:203:ILE:CG2	3:H:6121:HOH:O	2.68	0.41
1:E:203:ILE:HD13	1:H:363:LEU:HD13	2.03	0.41
1:E:241:LEU:HD21	1:I:378:LYS:HZ3	1.85	0.41
1:E:440:MSE:HG3	3:E:6071:HOH:O	2.20	0.41
1:F:42:ARG:HG2	1:F:43:GLU:OE2	2.21	0.41
1:F:45:VAL:O	1:F:49:ILE:HB	2.21	0.41
1:F:60:ILE:CG2	1:F:61:GLU:H	2.25	0.41
1:F:95:LEU:H	1:F:95:LEU:CD2	2.31	0.41
1:F:138:TYR:HD1	3:F:6100:HOH:O	2.03	0.41
1:F:139:GLN:C	3:F:6014:HOH:O	2.56	0.41
1:F:202:LEU:CB	1:F:221:ILE:HD13	2.51	0.41
1:F:219:HIS:HE1	1:G:5:LEU:HD13	1.85	0.41
1:F:287:CYS:HB3	3:F:6051:HOH:O	2.20	0.41
1:F:293:ASP:OD2	1:F:294:LYS:HG2	2.21	0.41
1:F:314:VAL:C	1:F:316:ASP:N	2.72	0.41
1:F:346:ALA:HB2	1:F:436:ALA:HB1	2.03	0.41
1:F:410:LYS:HG3	1:F:413:GLN:CG	2.51	0.41
1:G:19:LYS:N	1:G:19:LYS:HD2	2.35	0.41
1:G:104:ALA:O	1:G:291:LEU:HA	2.21	0.41
1:G:112:ASP:CG	1:G:241:LEU:HD22	2.41	0.41

*Continued on next page...*

*Continued from previous page...*

Atom-1	Atom-2	Interatomic distance (Å)	Clash overlap (Å)
1:G:192:LYS:CA	1:J:189:LYS:HZ1	2.34	0.41
1:G:283:ALA:C	3:G:6125:HOH:O	2.59	0.41
1:H:208:LEU:C	1:H:210:ASP:H	2.24	0.41
1:I:10:LYS:N	1:I:10:LYS:CD	2.78	0.41
1:I:30:ARG:HB2	1:I:449:LYS:HD3	2.01	0.41
1:I:45:VAL:O	1:I:49:ILE:HB	2.21	0.41
1:I:193:VAL:N	1:L:189:LYS:HZ1	2.19	0.41
1:I:203:ILE:HD13	1:L:258:MET:HE3	2.02	0.41
1:I:402:ASN:OD1	3:I:6170:HOH:O	2.22	0.41
1:I:434:GLY:CA	3:I:6116:HOH:O	2.68	0.41
1:I:457:ASN:HA	1:I:460:SER:OG	2.21	0.41
1:J:18:ASP:O	1:J:20:GLN:N	2.53	0.41
1:J:57:TYR:HB3	1:J:77:TYR:HD2	1.86	0.41
1:J:100:LYS:HB2	1:J:287:CYS:CB	2.49	0.41
1:J:266:ASP:H	1:J:343:VAL:HG13	1.85	0.41
1:J:268:ILE:HG23	1:J:269:CYS:N	2.36	0.41
1:J:273:SER:HA	1:J:459:TYR:HD1	1.86	0.41
1:K:238:SER:OG	1:L:393:ARG:NH1	2.52	0.41
1:K:370:ASN:HB2	1:K:432:ASP:HB2	2.03	0.41
1:L:30:ARG:NH2	1:L:34:PHE:CZ	2.89	0.41
1:L:30:ARG:HB2	1:L:449:LYS:HD3	2.03	0.41
1:L:33:ASN:O	1:L:36:SER:N	2.54	0.41
1:L:42:ARG:HG2	1:L:43:GLU:OE2	2.21	0.41
1:L:60:ILE:CG2	1:L:61:GLU:H	2.24	0.41
1:L:124:LEU:HA	1:L:217:VAL:HG11	2.02	0.41
1:L:202:LEU:HB3	1:L:221:ILE:HD13	2.02	0.41
1:L:243:ILE:HD12	1:L:243:ILE:N	2.36	0.41
1:M:32:LYS:HB3	1:M:271:TYR:HH	1.83	0.41
1:M:86:ILE:HG22	1:M:308:LYS:HE3	2.03	0.41
1:M:151:ILE:HB	1:M:159:VAL:HG22	2.02	0.41
1:M:435:VAL:HG13	1:M:451:ASP:HB3	2.03	0.41
1:N:10:LYS:HB2	1:N:10:LYS:NZ	2.35	0.41
1:N:33:ASN:O	1:N:36:SER:N	2.53	0.41
1:N:80:ASN:HB2	1:N:308:LYS:CE	2.46	0.41
1:N:112:ASP:HB2	1:N:241:LEU:HD13	2.03	0.41
1:N:139:GLN:CG	1:W:139:GLN:HG3	2.51	0.41
1:N:201:ILE:O	1:N:202:LEU:HB3	2.21	0.41
1:N:213:GLU:O	1:N:214:LYS:C	2.60	0.41
1:N:300:ILE:C	1:N:300:ILE:HD12	2.41	0.41
1:N:400:SER:OG	1:N:401:VAL:N	2.52	0.41
1:O:57:TYR:HB3	1:O:77:TYR:HD2	1.85	0.41

*Continued on next page...*

*Continued from previous page...*

Atom-1	Atom-2	Interatomic distance (Å)	Clash overlap (Å)
1:O:196:GLY:N	3:O:6119:HOH:O	2.53	0.41
1:O:207:PRO:HD2	1:O:210:ASP:HA	2.03	0.41
1:O:208:LEU:HD13	1:O:223:LYS:CE	2.51	0.41
1:O:213:GLU:O	1:O:214:LYS:C	2.59	0.41
1:O:410:LYS:HG3	1:O:413:GLN:CG	2.51	0.41
1:P:273:SER:HA	1:P:459:TYR:CD1	2.56	0.41
1:P:280:MET:HE2	1:P:463:LEU:HB2	2.02	0.41
1:Q:113:LEU:N	1:Q:241:LEU:HB2	2.36	0.41
1:Q:186:LEU:CD1	3:Q:6085:HOH:O	2.64	0.41
1:Q:351:TYR:CG	1:T:177:ILE:HG12	2.55	0.41
1:Q:370:ASN:HB2	1:Q:432:ASP:HB2	2.03	0.41
1:R:25:PHE:CD1	1:R:26:ALA:N	2.89	0.41
1:R:33:ASN:O	1:R:34:PHE:C	2.58	0.41
1:R:50:LYS:HE2	1:R:79:ASN:HD22	1.85	0.41
1:R:290:ILE:HD12	3:R:6195:HOH:O	2.21	0.41
1:S:17:ASP:HA	1:S:22:LYS:HE3	2.03	0.41
1:S:264:GLN:HE21	1:S:264:GLN:HB3	1.60	0.41
1:T:25:PHE:CD1	1:T:25:PHE:C	2.94	0.41
1:T:27:LEU:CD2	3:T:6123:HOH:O	2.68	0.41
1:T:42:ARG:O	1:T:42:ARG:NE	2.53	0.41
1:T:81:ARG:HD2	1:T:81:ARG:HA	1.87	0.41
1:T:127:LEU:HD13	1:T:201:ILE:HD13	2.02	0.41
1:T:151:ILE:HB	1:T:159:VAL:HG22	2.02	0.41
1:T:202:LEU:CB	1:T:221:ILE:HD13	2.51	0.41
1:T:208:LEU:C	1:T:210:ASP:H	2.23	0.41
1:T:269:CYS:SG	1:T:434:GLY:HA2	2.61	0.41
1:T:384:ALA:HB2	3:T:6118:HOH:O	2.20	0.41
1:T:391:GLU:OE1	1:T:391:GLU:HA	2.21	0.41
1:U:27:LEU:HB3	3:U:6232:HOH:O	2.21	0.41
1:U:123:ASP:HB2	1:U:124:LEU:HD23	2.02	0.41
1:U:150:VAL:O	1:U:240:GLU:N	2.53	0.41
1:U:189:LYS:CE	1:X:192:LYS:HB3	2.51	0.41
1:U:213:GLU:O	1:U:214:LYS:C	2.60	0.41
1:U:305:MET:HA	3:U:6096:HOH:O	2.21	0.41
1:U:435:VAL:HG12	1:U:436:ALA:N	2.35	0.41
1:U:440:MSE:CE	3:U:6087:HOH:O	2.68	0.41
1:U:457:ASN:HA	1:U:460:SER:OG	2.21	0.41
1:V:7:LYS:HE2	1:V:8:GLU:O	2.20	0.41
1:V:33:ASN:O	1:V:36:SER:N	2.54	0.41
1:V:127:LEU:HA	1:V:127:LEU:HD12	1.92	0.41
1:V:213:GLU:O	1:V:214:LYS:C	2.59	0.41

*Continued on next page...*

*Continued from previous page...*

Atom-1	Atom-2	Interatomic distance (Å)	Clash overlap (Å)
1:V:221:ILE:CG2	1:V:222:MET:N	2.84	0.41
1:V:376:ARG:HB3	1:X:136:LYS:HE3	2.02	0.41
1:W:59:ASN:CB	1:W:76:VAL:HB	2.33	0.41
1:W:100:LYS:HB2	1:W:287:CYS:CB	2.51	0.41
1:W:208:LEU:C	1:W:210:ASP:H	2.24	0.41
1:W:232:SER:HB3	1:X:5:LEU:HD21	2.02	0.41
1:X:117:PRO:HB2	1:X:127:LEU:HG	2.02	0.41
1:X:178:LEU:HD12	1:X:180:HIS:CD2	2.52	0.41
1:X:368:VAL:O	1:X:433:CYS:HA	2.21	0.41
1:A:80:ASN:OD1	1:A:308:LYS:HG3	2.20	0.41
1:A:328:LYS:O	1:A:329:LEU:CG	2.57	0.41
1:B:193:VAL:HG23	1:K:189:LYS:HZ3	1.83	0.41
1:B:305:MET:HG2	1:B:305:MET:O	2.21	0.41
1:B:308:LYS:O	1:B:308:LYS:HD3	2.21	0.41
1:C:30:ARG:HB2	1:C:449:LYS:HD3	2.03	0.41
1:C:124:LEU:CB	1:C:203:ILE:HD12	2.32	0.41
1:C:202:LEU:CD1	1:C:221:ILE:HD13	2.40	0.41
1:C:202:LEU:CB	1:C:221:ILE:HD13	2.51	0.41
1:D:208:LEU:HD13	1:D:223:LYS:CE	2.51	0.41
1:D:264:GLN:HE21	1:D:264:GLN:HB3	1.66	0.41
1:E:181:LEU:HA	3:E:6050:HOH:O	2.20	0.41
1:E:214:LYS:N	3:E:6115:HOH:O	2.54	0.41
1:E:391:GLU:HA	1:E:391:GLU:OE1	2.21	0.41
1:F:208:LEU:HD13	1:F:223:LYS:CG	2.50	0.41
1:F:234:GLU:CG	1:F:235:ASP:H	2.17	0.41
1:G:50:LYS:HZ1	1:G:85:LEU:HD13	1.86	0.41
1:G:189:LYS:CE	1:J:192:LYS:HB3	2.51	0.41
1:H:33:ASN:ND2	3:H:6131:HOH:O	2.39	0.41
1:H:110:ARG:HH11	1:H:110:ARG:CG	2.34	0.41
1:I:51:THR:HG21	3:I:6154:HOH:O	2.20	0.41
1:I:88:PHE:CD1	1:I:288:ILE:CG2	3.04	0.41
1:I:273:SER:HA	1:I:459:TYR:CD1	2.56	0.41
1:J:207:PRO:HG3	1:J:216:LYS:HD2	2.03	0.41
1:J:265:ASP:HA	1:J:343:VAL:HG21	2.03	0.41
1:J:300:ILE:C	1:J:300:ILE:HD12	2.41	0.41
1:J:346:ALA:HB2	1:J:436:ALA:HB1	2.02	0.41
1:J:399:GLU:O	1:J:400:SER:HB3	2.21	0.41
1:K:80:ASN:OD1	1:K:308:LYS:HG3	2.21	0.41
1:K:130:HIS:CE1	3:L:6221:HOH:O	2.74	0.41
1:K:354:VAL:HG13	1:K:355:MET:HG3	2.03	0.41
1:L:142:THR:N	3:L:6033:HOH:O	2.53	0.41

*Continued on next page...*

*Continued from previous page...*

Atom-1	Atom-2	Interatomic distance (Å)	Clash overlap (Å)
1:L:221:ILE:CG2	1:L:222:MET:N	2.84	0.41
1:L:385:ASN:O	1:L:389:ILE:HG13	2.20	0.41
1:M:112:ASP:CG	1:M:241:LEU:HD22	2.40	0.41
1:M:143:LEU:O	1:M:145:LEU:HD13	2.21	0.41
1:M:178:LEU:HD12	1:M:180:HIS:CD2	2.50	0.41
1:M:250:ARG:NE	3:P:6158:HOH:O	2.48	0.41
1:N:202:LEU:CB	1:N:221:ILE:HD13	2.51	0.41
1:O:10:LYS:H	1:O:10:LYS:HD2	1.86	0.41
1:O:64:LEU:O	1:O:65:ALA:HB3	2.20	0.41
1:P:33:ASN:O	1:P:34:PHE:C	2.59	0.41
1:P:95:LEU:HD22	3:P:6187:HOH:O	2.20	0.41
1:Q:20:GLN:C	1:Q:24:VAL:HG23	2.40	0.41
1:Q:113:LEU:O	1:Q:241:LEU:CD2	2.53	0.41
1:Q:268:ILE:HG23	1:Q:269:CYS:N	2.35	0.41
1:Q:273:SER:HA	1:Q:459:TYR:CD1	2.56	0.41
1:R:90:ILE:H	1:R:90:ILE:CD1	2.30	0.41
1:R:241:LEU:HD21	1:S:378:LYS:HZ3	1.86	0.41
1:R:293:ASP:OD2	1:R:294:LYS:HG2	2.21	0.41
1:S:391:GLU:O	1:S:395:ILE:HG13	2.21	0.41
1:T:52:ALA:O	1:T:53:GLU:HB2	2.20	0.41
1:T:394:ARG:O	1:T:397:SER:HB2	2.21	0.41
1:U:117:PRO:HB2	1:U:127:LEU:HG	2.03	0.41
1:U:208:LEU:HD13	1:U:223:LYS:CG	2.51	0.41
3:U:6073:HOH:O	1:X:175:SER:HB2	2.20	0.41
1:V:18:ASP:C	1:V:20:GLN:N	2.71	0.41
1:V:52:ALA:O	1:V:53:GLU:HB2	2.20	0.41
1:V:66:LYS:HA	1:V:69:THR:HA	2.03	0.41
1:V:268:ILE:HG23	1:V:269:CYS:N	2.36	0.41
1:X:25:PHE:CD1	1:X:26:ALA:N	2.89	0.41
1:X:338:MET:SD	1:X:423:LEU:HD12	2.61	0.41
1:X:346:ALA:HB2	1:X:436:ALA:HB1	2.03	0.41
1:A:100:LYS:HB2	1:A:287:CYS:CB	2.48	0.40
1:A:207:PRO:HD2	1:A:210:ASP:HA	2.02	0.40
1:A:398:LYS:HD3	1:A:399:GLU:HG2	2.02	0.40
1:B:124:LEU:CB	1:B:203:ILE:HD12	2.28	0.40
1:C:117:PRO:HB2	1:C:127:LEU:HG	2.03	0.40
1:C:192:LYS:CB	1:F:189:LYS:CE	2.99	0.40
1:C:357:LYS:HB3	1:C:358:ARG:H	1.78	0.40
1:C:392:LEU:CD1	1:C:431:ILE:HG21	2.50	0.40
1:D:45:VAL:HG12	1:D:49:ILE:HD12	2.02	0.40
1:D:127:LEU:HA	1:D:127:LEU:HD12	1.91	0.40

*Continued on next page...*

*Continued from previous page...*

Atom-1	Atom-2	Interatomic distance (Å)	Clash overlap (Å)
1:D:398:LYS:HD3	1:D:399:GLU:HG2	2.02	0.40
1:E:33:ASN:O	1:E:34:PHE:C	2.58	0.40
1:E:364:GLY:N	1:E:451:ASP:OD2	2.50	0.40
1:E:370:ASN:HB2	1:E:432:ASP:HB2	2.03	0.40
1:E:398:LYS:HD3	1:E:399:GLU:HG2	2.03	0.40
1:F:113:LEU:O	1:F:241:LEU:CD2	2.53	0.40
1:F:208:LEU:C	1:F:210:ASP:H	2.24	0.40
1:F:354:VAL:HG13	1:F:355:MET:HG3	2.03	0.40
1:G:50:LYS:HE2	1:G:79:ASN:HD22	1.86	0.40
1:G:397:SER:HB2	3:G:6138:HOH:O	2.21	0.40
1:H:396:LEU:HD21	1:H:458:GLY:HA2	2.04	0.40
1:I:59:ASN:OD1	1:I:63:ILE:HD11	2.21	0.40
1:I:123:ASP:HB2	1:I:124:LEU:HD23	2.03	0.40
1:I:202:LEU:CB	1:I:221:ILE:HD13	2.51	0.40
1:I:293:ASP:OD1	1:I:303:THR:HB	2.21	0.40
1:I:328:LYS:C	1:I:330:ARG:H	2.24	0.40
1:I:368:VAL:O	1:I:433:CYS:HA	2.21	0.40
1:I:464:ASN:HB3	1:I:465:ASN:H	1.64	0.40
1:J:88:PHE:CD1	1:J:288:ILE:CG2	3.04	0.40
1:J:104:ALA:O	1:J:291:LEU:HA	2.21	0.40
1:J:131:TYR:O	1:K:377:GLY:HA2	2.21	0.40
1:K:26:ALA:O	1:K:30:ARG:HB3	2.21	0.40
1:K:59:ASN:HB2	1:K:76:VAL:CB	2.32	0.40
1:K:124:LEU:CB	1:K:203:ILE:HD12	2.31	0.40
1:L:177:ILE:H	1:L:177:ILE:HG13	1.57	0.40
1:L:293:ASP:OD1	1:L:303:THR:HB	2.21	0.40
1:M:64:LEU:O	1:M:65:ALA:HB3	2.21	0.40
1:M:194:ILE:O	1:M:195:GLU:O	2.39	0.40
1:M:457:ASN:HA	1:M:460:SER:OG	2.21	0.40
1:N:95:LEU:HA	3:N:6177:HOH:O	2.20	0.40
1:O:202:LEU:CD1	1:O:221:ILE:HD13	2.42	0.40
1:O:437:LEU:N	3:O:6201:HOH:O	2.53	0.40
1:P:20:GLN:C	1:P:24:VAL:HG23	2.39	0.40
1:P:312:ASN:ND2	3:P:6181:HOH:O	2.47	0.40
1:R:143:LEU:HD13	1:R:143:LEU:C	2.41	0.40
1:R:328:LYS:O	1:R:329:LEU:CG	2.58	0.40
1:R:368:VAL:O	1:R:433:CYS:HA	2.21	0.40
1:S:202:LEU:CB	1:S:221:ILE:HD13	2.51	0.40
1:T:127:LEU:HA	1:T:127:LEU:HD12	1.90	0.40
1:T:221:ILE:HD12	1:T:221:ILE:HA	1.96	0.40
1:T:346:ALA:HB2	1:T:436:ALA:HB1	2.03	0.40

*Continued on next page...*



*Continued from previous page...*

Atom-1	Atom-2	Interatomic distance (Å)	Clash overlap (Å)
1:T:368:VAL:HB	3:T:6069:HOH:O	2.22	0.40
1:U:124:LEU:HA	1:U:217:VAL:HG11	2.02	0.40
1:V:207:PRO:HD2	1:V:210:ASP:HA	2.03	0.40
1:W:19:LYS:O	3:W:6078:HOH:O	2.21	0.40
1:W:243:ILE:HD12	1:W:243:ILE:N	2.36	0.40
1:W:269:CYS:SG	1:W:434:GLY:HA2	2.60	0.40
1:X:13:TRP:O	1:X:15:LYS:N	2.54	0.40
1:X:30:ARG:NH2	1:X:34:PHE:CZ	2.89	0.40
1:X:77:TYR:C	1:X:77:TYR:CD1	2.95	0.40
1:X:269:CYS:SG	1:X:434:GLY:HA2	2.61	0.40
1:A:90:ILE:H	1:A:90:ILE:CD1	2.29	0.40
1:A:264:GLN:HB2	1:A:445:GLU:HB2	2.03	0.40
1:A:268:ILE:HG23	1:A:269:CYS:N	2.36	0.40
1:A:396:LEU:HD21	1:A:458:GLY:HA2	2.03	0.40
1:B:59:ASN:OD1	1:B:63:ILE:HD11	2.21	0.40
1:C:222:MET:HG2	1:D:6:LEU:HD12	2.04	0.40
1:C:398:LYS:C	1:C:400:SER:H	2.23	0.40
1:C:400:SER:OG	1:C:401:VAL:N	2.53	0.40
1:D:25:PHE:C	1:D:28:GLY:H	2.25	0.40
1:D:202:LEU:CB	1:D:221:ILE:HD13	2.52	0.40
1:E:189:LYS:HZ1	1:H:192:LYS:C	2.25	0.40
1:E:208:LEU:C	1:E:210:ASP:N	2.75	0.40
1:F:25:PHE:CD1	1:F:26:ALA:N	2.89	0.40
1:F:59:ASN:OD1	1:F:63:ILE:HD11	2.21	0.40
1:F:241:LEU:HD21	1:G:378:LYS:NZ	2.36	0.40
1:F:408:LEU:HB2	3:F:6149:HOH:O	2.21	0.40
1:G:50:LYS:HE3	1:G:77:TYR:CE1	2.57	0.40
1:G:124:LEU:HA	1:G:217:VAL:HG11	2.03	0.40
1:G:208:LEU:HD22	1:G:223:LYS:HG3	2.02	0.40
1:H:50:LYS:HB2	1:H:50:LYS:HZ2	1.84	0.40
1:H:151:ILE:HB	1:H:159:VAL:HG22	2.03	0.40
1:H:266:ASP:H	1:H:343:VAL:HG13	1.87	0.40
1:I:20:GLN:O	1:I:21:LEU:C	2.59	0.40
1:I:338:MET:HG3	1:I:339:LEU:H	1.87	0.40
1:J:423:LEU:HD23	1:J:423:LEU:HA	1.96	0.40
1:K:52:ALA:O	1:K:53:GLU:HB2	2.21	0.40
1:K:143:LEU:HD13	1:K:143:LEU:C	2.40	0.40
1:K:463:LEU:CD2	1:K:464:ASN:N	2.77	0.40
1:L:20:GLN:C	1:L:24:VAL:HG23	2.42	0.40
1:L:50:LYS:HB2	1:L:50:LYS:HZ2	1.80	0.40
1:L:151:ILE:HB	1:L:159:VAL:HG22	2.03	0.40

*Continued on next page...*

*Continued from previous page...*

Atom-1	Atom-2	Interatomic distance (Å)	Clash overlap (Å)
1:L:266:ASP:H	1:L:343:VAL:HG13	1.85	0.40
1:L:277:MET:CE	1:L:288:ILE:HA	2.44	0.40
1:M:137:LYS:HZ3	1:P:176:ASP:CG	2.23	0.40
1:N:119:TYR:CZ	1:N:126:MET:HB2	2.56	0.40
1:N:178:LEU:HD12	1:N:180:HIS:CD2	2.54	0.40
1:N:243:ILE:N	1:N:243:ILE:HD12	2.36	0.40
1:N:400:SER:O	1:N:401:VAL:CB	2.68	0.40
1:O:10:LYS:CD	1:O:402:ASN:HD22	2.33	0.40
1:O:25:PHE:CD1	1:O:26:ALA:N	2.90	0.40
1:O:42:ARG:O	1:O:42:ARG:NE	2.54	0.40
1:O:118:LEU:HA	1:O:127:LEU:HD12	2.03	0.40
1:P:194:ILE:O	1:P:195:GLU:O	2.39	0.40
1:Q:40:THR:CG2	1:Q:44:CYS:SG	3.09	0.40
1:Q:397:SER:HB3	3:Q:6045:HOH:O	2.20	0.40
1:Q:408:LEU:HG	1:T:181:LEU:HD11	2.03	0.40
1:R:213:GLU:O	1:R:214:LYS:C	2.59	0.40
1:S:137:LYS:HE3	1:V:182:ALA:HB2	2.02	0.40
1:S:293:ASP:OD1	1:S:303:THR:HB	2.21	0.40
1:T:64:LEU:O	1:T:65:ALA:HB3	2.20	0.40
1:T:112:ASP:HB2	1:T:241:LEU:HD13	2.02	0.40
1:T:123:ASP:HB3	3:T:6117:HOH:O	2.21	0.40
1:T:136:LYS:O	3:T:6200:HOH:O	2.22	0.40
1:T:207:PRO:HD2	1:T:210:ASP:HA	2.02	0.40
1:T:285:LYS:HB2	1:T:285:LYS:NZ	2.36	0.40
1:U:33:ASN:O	1:U:36:SER:N	2.54	0.40
1:U:53:GLU:HG2	1:U:274:PHE:HZ	1.84	0.40
1:U:186:LEU:CD1	3:X:6091:HOH:O	2.69	0.40
1:U:192:LYS:HA	1:U:192:LYS:NZ	2.37	0.40
1:V:112:ASP:HB2	1:V:241:LEU:HD13	2.03	0.40
1:V:139:GLN:NE2	3:V:6051:HOH:O	2.36	0.40
1:V:196:GLY:HA3	1:W:411:VAL:CG2	2.50	0.40
1:V:266:ASP:H	1:V:343:VAL:HG13	1.86	0.40
1:V:438:LEU:HA	1:V:438:LEU:HD12	1.82	0.40
1:W:150:VAL:O	1:W:240:GLU:N	2.54	0.40
1:W:178:LEU:HD12	1:W:180:HIS:CD2	2.53	0.40
1:W:207:PRO:HG3	1:W:216:LYS:HD2	2.02	0.40
1:W:223:LYS:HE2	1:W:227:GLU:OE1	2.20	0.40
1:W:273:SER:HA	1:W:459:TYR:CD1	2.56	0.40
1:W:328:LYS:O	1:W:329:LEU:CG	2.58	0.40
1:X:9:TYR:CE2	1:X:404:GLN:HA	2.55	0.40
1:A:59:ASN:HB2	1:A:76:VAL:CB	2.34	0.40

*Continued on next page...*

*Continued from previous page...*

Atom-1	Atom-2	Interatomic distance (Å)	Clash overlap (Å)
1:A:194:ILE:O	1:A:195:GLU:O	2.39	0.40
1:A:202:LEU:HD11	1:A:221:ILE:HB	2.00	0.40
1:B:53:GLU:HG2	1:B:274:PHE:HZ	1.84	0.40
1:B:80:ASN:HB2	1:B:308:LYS:CE	2.44	0.40
1:B:189:LYS:HZ2	1:K:192:LYS:CB	2.26	0.40
1:B:189:LYS:HD2	1:K:192:LYS:CB	2.50	0.40
1:B:265:ASP:HA	1:B:343:VAL:HG21	2.04	0.40
1:B:328:LYS:HE2	1:C:328:LYS:HE2	2.03	0.40
1:C:26:ALA:O	1:C:30:ARG:HB3	2.21	0.40
1:C:34:PHE:HE1	1:C:250:ARG:CA	2.34	0.40
1:C:77:TYR:C	1:C:77:TYR:CD1	2.94	0.40
1:C:86:ILE:HG22	1:C:308:LYS:HE3	2.03	0.40
1:C:104:ALA:O	1:C:291:LEU:HA	2.21	0.40
1:C:124:LEU:HA	1:C:217:VAL:HG11	2.01	0.40
1:C:201:ILE:O	1:C:202:LEU:HB3	2.21	0.40
1:C:207:PRO:HG3	1:C:216:LYS:HD2	2.02	0.40
1:C:213:GLU:O	1:C:214:LYS:C	2.60	0.40
1:D:53:GLU:HG2	1:D:274:PHE:HZ	1.83	0.40
1:D:64:LEU:O	1:D:65:ALA:HB3	2.21	0.40
1:D:124:LEU:HD22	1:D:203:ILE:CD1	2.51	0.40
1:D:234:GLU:O	1:D:236:PHE:N	2.52	0.40
1:D:338:MET:SD	1:D:423:LEU:HD12	2.61	0.40
1:E:90:ILE:H	1:E:90:ILE:CD1	2.28	0.40
1:F:201:ILE:O	1:F:202:LEU:HB3	2.21	0.40
1:F:277:MET:HE1	1:F:288:ILE:CA	2.45	0.40
1:G:189:LYS:HZ2	1:J:192:LYS:CB	2.28	0.40
1:G:268:ILE:HG23	1:G:269:CYS:N	2.36	0.40
1:G:305:MET:O	1:G:305:MET:HG2	2.21	0.40
1:I:78:ALA:HB3	1:I:86:ILE:CG2	2.51	0.40
1:J:33:ASN:O	1:J:34:PHE:C	2.59	0.40
1:J:66:LYS:HA	1:J:69:THR:HA	2.04	0.40
1:J:208:LEU:C	1:J:210:ASP:H	2.24	0.40
1:K:88:PHE:CD1	1:K:288:ILE:CG2	3.03	0.40
1:K:113:LEU:N	1:K:241:LEU:HB2	2.36	0.40
1:K:127:LEU:HA	1:K:127:LEU:HD12	1.90	0.40
1:K:145:LEU:HD23	1:K:243:ILE:HG21	2.03	0.40
1:K:243:ILE:N	1:K:243:ILE:HD12	2.35	0.40
1:L:285:LYS:NZ	1:L:285:LYS:HB2	2.36	0.40
1:M:117:PRO:HB2	1:M:127:LEU:HG	2.02	0.40
1:M:195:GLU:HG3	3:M:6147:HOH:O	2.21	0.40
1:M:268:ILE:HG23	1:M:269:CYS:N	2.35	0.40

*Continued on next page...*

*Continued from previous page...*

Atom-1	Atom-2	Interatomic distance (Å)	Clash overlap (Å)
1:M:294:LYS:O	1:M:297:VAL:HG12	2.21	0.40
1:M:328:LYS:HG3	1:U:328:LYS:HZ3	1.87	0.40
1:N:111:LEU:HB2	1:N:243:ILE:HB	2.03	0.40
1:N:115:GLN:OE1	1:O:371:LYS:CB	2.68	0.40
1:N:124:LEU:HA	1:N:217:VAL:HG11	2.03	0.40
1:N:128:GLU:OE1	1:N:197:GLU:HA	2.22	0.40
1:N:268:ILE:CG2	1:N:269:CYS:N	2.85	0.40
1:N:273:SER:HA	1:N:459:TYR:HD1	1.87	0.40
1:O:143:LEU:HD13	1:O:143:LEU:C	2.41	0.40
1:O:285:LYS:NZ	1:O:285:LYS:HB2	2.36	0.40
1:O:346:ALA:HB2	1:O:436:ALA:HB1	2.03	0.40
1:P:33:ASN:O	1:P:36:SER:N	2.54	0.40
1:P:111:LEU:HB2	1:P:243:ILE:HB	2.03	0.40
1:P:273:SER:HA	1:P:459:TYR:HD1	1.86	0.40
1:Q:398:LYS:HD3	1:Q:399:GLU:HG2	2.02	0.40
1:R:16:TYR:OH	1:R:454:GLU:OE1	2.36	0.40
1:R:201:ILE:HG13	1:R:202:LEU:HD22	2.04	0.40
1:S:143:LEU:HD13	1:S:143:LEU:C	2.41	0.40
1:S:255:ASP:OD2	1:V:202:LEU:HB2	2.22	0.40
1:T:59:ASN:OD1	1:T:63:ILE:HD11	2.22	0.40
1:T:80:ASN:HB2	1:T:308:LYS:CE	2.42	0.40
1:T:400:SER:OG	1:T:401:VAL:N	2.53	0.40
1:T:410:LYS:HG3	1:T:413:GLN:CG	2.51	0.40
1:U:328:LYS:O	1:U:329:LEU:CG	2.56	0.40
1:U:364:GLY:N	1:U:451:ASP:OD2	2.54	0.40
1:V:241:LEU:HD21	1:W:378:LYS:NZ	2.34	0.40
1:W:104:ALA:O	1:W:291:LEU:HA	2.22	0.40
1:W:207:PRO:HD2	1:W:210:ASP:HA	2.03	0.40
1:W:266:ASP:H	1:W:343:VAL:HG13	1.85	0.40
1:W:328:LYS:C	1:W:330:ARG:H	2.22	0.40
1:W:338:MET:SD	1:W:423:LEU:HD12	2.62	0.40
1:W:435:VAL:HA	3:W:6087:HOH:O	2.20	0.40
1:X:17:ASP:HB3	1:X:18:ASP:H	1.47	0.40
1:X:268:ILE:HG23	1:X:269:CYS:N	2.36	0.40
1:X:294:LYS:O	1:X:297:VAL:HG12	2.20	0.40
1:A:25:PHE:CD1	1:A:26:ALA:N	2.90	0.40
1:A:42:ARG:C	1:A:44:CYS:N	2.75	0.40
1:A:338:MET:CE	1:A:423:LEU:HB2	2.51	0.40
1:A:338:MET:HG3	1:A:339:LEU:H	1.86	0.40
1:B:17:ASP:O	1:B:19:LYS:N	2.55	0.40
1:B:150:VAL:O	1:B:240:GLU:N	2.54	0.40

*Continued on next page...*

*Continued from previous page...*

Atom-1	Atom-2	Interatomic distance (Å)	Clash overlap (Å)
1:B:297:VAL:HG22	1:C:378:LYS:O	2.22	0.40
1:B:368:VAL:O	1:B:433:CYS:HA	2.21	0.40
1:C:30:ARG:NH2	1:C:34:PHE:CZ	2.89	0.40
1:C:463:LEU:HD21	3:C:6201:HOH:O	2.21	0.40
1:D:208:LEU:HD22	1:D:223:LYS:HG3	2.03	0.40
1:D:273:SER:HA	1:D:459:TYR:HD1	1.87	0.40
1:E:202:LEU:HB2	1:H:255:ASP:OD2	2.22	0.40
1:E:329:LEU:HD11	1:E:332:ALA:H	1.83	0.40
1:E:457:ASN:HA	1:E:460:SER:OG	2.22	0.40
1:F:25:PHE:HA	1:F:28:GLY:CA	2.50	0.40
1:F:61:GLU:HG3	3:F:6075:HOH:O	2.21	0.40
1:F:396:LEU:HD21	1:F:458:GLY:HA2	2.03	0.40
1:G:16:TYR:O	1:G:17:ASP:C	2.59	0.40
1:G:117:PRO:HB2	1:G:127:LEU:HG	2.04	0.40
1:G:457:ASN:HA	1:G:460:SER:OG	2.21	0.40
1:H:45:VAL:O	1:H:49:ILE:HB	2.22	0.40
1:H:113:LEU:N	1:H:241:LEU:HB2	2.37	0.40
1:H:120:GLU:OE2	1:H:217:VAL:HB	2.22	0.40
1:I:117:PRO:HD2	3:I:6067:HOH:O	2.21	0.40
1:I:213:GLU:O	1:I:214:LYS:C	2.60	0.40
1:I:364:GLY:N	1:I:451:ASP:OD2	2.54	0.40
1:J:338:MET:CE	1:J:423:LEU:HB2	2.52	0.40
1:K:86:ILE:HG22	1:K:308:LYS:HE3	2.03	0.40
1:K:208:LEU:HD13	1:K:223:LYS:CG	2.52	0.40
1:L:95:LEU:H	1:L:95:LEU:CD2	2.32	0.40
1:M:192:LYS:C	1:P:189:LYS:HZ1	2.24	0.40
1:M:208:LEU:C	1:M:210:ASP:N	2.75	0.40
1:N:206:ILE:HA	1:N:207:PRO:HA	1.85	0.40
1:N:257:SER:CB	1:W:203:ILE:HG22	2.51	0.40
1:N:435:VAL:HG13	1:N:451:ASP:HB3	2.03	0.40
1:O:314:VAL:C	1:O:316:ASP:N	2.73	0.40
1:P:42:ARG:C	1:P:44:CYS:H	2.23	0.40
1:P:66:LYS:HA	1:P:69:THR:HA	2.03	0.40
1:P:207:PRO:CD	1:P:210:ASP:HA	2.51	0.40
1:P:213:GLU:O	1:P:214:LYS:C	2.59	0.40
1:P:293:ASP:OD1	1:P:303:THR:HB	2.22	0.40
1:Q:42:ARG:C	1:Q:44:CYS:N	2.75	0.40
1:Q:59:ASN:OD1	1:Q:63:ILE:HD11	2.22	0.40
1:Q:143:LEU:HD13	1:Q:143:LEU:C	2.42	0.40
1:Q:202:LEU:CB	1:Q:221:ILE:HD13	2.51	0.40
1:Q:213:GLU:O	1:Q:214:LYS:C	2.59	0.40

*Continued on next page...*

*Continued from previous page...*

Atom-1	Atom-2	Interatomic distance (Å)	Clash overlap (Å)
1:R:9:TYR:HE1	1:R:404:GLN:HA	1.86	0.40
1:R:45:VAL:O	1:R:49:ILE:HB	2.22	0.40
1:R:266:ASP:H	1:R:343:VAL:HG13	1.87	0.40
1:R:285:LYS:NZ	1:R:285:LYS:HB2	2.35	0.40
1:S:70:LEU:HG	1:S:319:SER:HB2	2.04	0.40
1:S:201:ILE:O	1:S:202:LEU:HB3	2.20	0.40
1:S:294:LYS:O	1:S:297:VAL:HG12	2.22	0.40
1:T:88:PHE:CD1	1:T:288:ILE:CG2	3.03	0.40
1:T:104:ALA:O	1:T:291:LEU:HA	2.21	0.40
1:T:273:SER:HA	1:T:459:TYR:CD1	2.57	0.40
1:V:81:ARG:HA	1:V:81:ARG:HD2	1.85	0.40
1:V:112:ASP:CA	1:V:241:LEU:HB2	2.51	0.40
1:V:124:LEU:HA	1:V:217:VAL:HG11	2.03	0.40
1:V:201:ILE:O	1:V:202:LEU:HB3	2.21	0.40
1:W:212:GLU:HB3	3:W:6166:HOH:O	2.20	0.40
1:W:293:ASP:OD1	1:W:303:THR:HB	2.21	0.40
1:X:20:GLN:C	1:X:24:VAL:HG23	2.40	0.40
1:A:123:ASP:HB2	1:A:124:LEU:HD23	2.03	0.40
1:B:17:ASP:HA	1:B:22:LYS:HE3	2.03	0.40
1:B:88:PHE:CD1	1:B:288:ILE:CG2	3.04	0.40
1:C:75:LYS:NZ	3:C:6111:HOH:O	2.43	0.40
1:C:388:TYR:CB	3:C:6015:HOH:O	2.67	0.40
1:C:399:GLU:O	1:C:400:SER:HB3	2.20	0.40
1:D:40:THR:CG2	1:D:44:CYS:SG	3.08	0.40
1:D:110:ARG:HD2	1:D:110:ARG:C	2.42	0.40
1:D:180:HIS:C	1:D:181:LEU:HD12	2.42	0.40
1:E:207:PRO:HD2	1:E:210:ASP:HA	2.04	0.40
1:E:214:LYS:CA	3:E:6115:HOH:O	2.70	0.40
1:E:308:LYS:O	1:E:308:LYS:HD3	2.21	0.40
1:F:81:ARG:HA	1:F:81:ARG:HD2	1.87	0.40
1:F:264:GLN:HB2	1:F:445:GLU:HB2	2.03	0.40
1:G:208:LEU:C	1:G:210:ASP:H	2.24	0.40
1:G:346:ALA:HB2	1:G:436:ALA:HB1	2.04	0.40
1:G:435:VAL:HG13	1:G:451:ASP:HB3	2.03	0.40
1:H:207:PRO:HG3	1:H:216:LYS:HD2	2.03	0.40
1:H:212:GLU:HB3	1:H:213:GLU:H	1.68	0.40
1:H:385:ASN:O	1:H:389:ILE:HG13	2.22	0.40
1:I:139:GLN:HG3	1:L:139:GLN:CG	2.48	0.40
1:I:346:ALA:HB2	1:I:436:ALA:HB1	2.03	0.40
3:I:6179:HOH:O	1:L:221:ILE:CD1	2.67	0.40
1:J:95:LEU:H	1:J:95:LEU:CD2	2.31	0.40

*Continued on next page...*

Continued from previous page...

Atom-1	Atom-2	Interatomic distance (Å)	Clash overlap (Å)
1:J:194:ILE:O	1:J:195:GLU:O	2.40	0.40
1:J:398:LYS:C	1:J:400:SER:H	2.24	0.40
1:K:17:ASP:O	1:K:19:LYS:N	2.55	0.40
1:K:25:PHE:C	1:K:28:GLY:H	2.25	0.40
1:K:104:ALA:O	1:K:291:LEU:HA	2.22	0.40
1:K:110:ARG:C	1:K:110:ARG:HD2	2.42	0.40
1:L:317:ILE:HG22	3:L:6110:HOH:O	2.21	0.40
1:L:398:LYS:HD3	1:L:399:GLU:HG2	2.03	0.40
1:M:197:GLU:OE2	1:M:197:GLU:N	2.53	0.40
1:N:391:GLU:O	1:N:395:ILE:HG13	2.22	0.40
1:N:457:ASN:HA	1:N:460:SER:OG	2.22	0.40
1:O:48:LEU:CD2	3:O:6212:HOH:O	2.54	0.40
1:O:435:VAL:HG12	1:O:436:ALA:N	2.35	0.40
1:P:59:ASN:OD1	1:P:63:ILE:HD11	2.21	0.40
1:P:104:ALA:O	1:P:291:LEU:HA	2.21	0.40
1:P:143:LEU:HA	1:P:144:PRO:HD3	1.79	0.40
1:Q:81:ARG:HD2	1:Q:81:ARG:HA	1.86	0.40
1:Q:293:ASP:OD2	1:Q:294:LYS:HG2	2.22	0.40
1:S:57:TYR:CE2	1:S:75:LYS:HD3	2.57	0.40
1:S:115:GLN:OE1	1:T:371:LYS:HB2	2.22	0.40
1:S:180:HIS:C	1:S:181:LEU:HD12	2.40	0.40
1:T:78:ALA:HB3	1:T:86:ILE:CG2	2.51	0.40
1:T:385:ASN:O	1:T:389:ILE:HG13	2.21	0.40
1:T:410:LYS:O	1:T:411:VAL:C	2.60	0.40
1:U:25:PHE:CD1	1:U:26:ALA:N	2.90	0.40
1:U:93:GLU:HB3	1:U:94:PRO:HD2	2.03	0.40
1:V:88:PHE:CD1	1:V:288:ILE:CG2	3.05	0.40
1:W:78:ALA:HB3	1:W:86:ILE:HG23	2.04	0.40
1:X:11:ASN:O	1:X:13:TRP:O	2.40	0.40
1:X:80:ASN:HB2	1:X:308:LYS:CE	2.43	0.40
1:X:180:HIS:C	1:X:181:LEU:HD12	2.41	0.40
1:X:308:LYS:O	1:X:308:LYS:HD3	2.22	0.40

All (2) symmetry-related close contacts are listed below. The label for Atom-2 includes the symmetry operator and encoded unit-cell translations to be applied.

Atom-1	Atom-2	Interatomic distance (Å)	Clash overlap (Å)
1:D:66:LYS:NZ	1:W:284:LYS:NZ[1_654]	2.11	0.09
1:E:400:SER:OG	1:K:325:ASP:OD1[1_665]	2.17	0.03

## 5.3 Torsion angles

### 5.3.1 Protein backbone

In the following table, the Percentiles column shows the percent Ramachandran outliers of the chain as a percentile score with respect to all X-ray entries followed by that with respect to entries of similar resolution.

The Analysed column shows the number of residues for which the backbone conformation was analysed, and the total number of residues.

Mol	Chain	Analysed	Favoured	Allowed	Outliers	Percentiles	
1	A	452/461 (98%)	316 (70%)	103 (23%)	33 (7%)	1	7
1	B	452/461 (98%)	314 (70%)	106 (24%)	32 (7%)	1	8
1	C	452/461 (98%)	315 (70%)	102 (23%)	35 (8%)	1	6
1	D	452/461 (98%)	312 (69%)	105 (23%)	35 (8%)	1	6
1	E	452/461 (98%)	312 (69%)	105 (23%)	35 (8%)	1	6
1	F	452/461 (98%)	317 (70%)	102 (23%)	33 (7%)	1	7
1	G	452/461 (98%)	319 (71%)	100 (22%)	33 (7%)	1	7
1	H	452/461 (98%)	316 (70%)	101 (22%)	35 (8%)	1	6
1	I	452/461 (98%)	315 (70%)	103 (23%)	34 (8%)	1	7
1	J	452/461 (98%)	316 (70%)	101 (22%)	35 (8%)	1	6
1	K	452/461 (98%)	316 (70%)	101 (22%)	35 (8%)	1	6
1	L	452/461 (98%)	314 (70%)	102 (23%)	36 (8%)	1	6
1	M	452/461 (98%)	314 (70%)	103 (23%)	35 (8%)	1	6
1	N	452/461 (98%)	315 (70%)	102 (23%)	35 (8%)	1	6
1	O	452/461 (98%)	316 (70%)	102 (23%)	34 (8%)	1	7
1	P	452/461 (98%)	314 (70%)	103 (23%)	35 (8%)	1	6
1	Q	452/461 (98%)	316 (70%)	102 (23%)	34 (8%)	1	7
1	R	452/461 (98%)	317 (70%)	101 (22%)	34 (8%)	1	7
1	S	452/461 (98%)	319 (71%)	100 (22%)	33 (7%)	1	7
1	T	452/461 (98%)	317 (70%)	100 (22%)	35 (8%)	1	6
1	U	452/461 (98%)	313 (69%)	105 (23%)	34 (8%)	1	7
1	V	452/461 (98%)	315 (70%)	102 (23%)	35 (8%)	1	6
1	W	452/461 (98%)	316 (70%)	103 (23%)	33 (7%)	1	7
1	X	452/461 (98%)	316 (70%)	102 (23%)	34 (8%)	1	7
All	All	10848/11064 (98%)	7570 (70%)	2456 (23%)	822 (8%)	1	7



All (822) Ramachandran outliers are listed below:

Mol	Chain	Res	Type
1	A	16	TYR
1	A	43	GLU
1	A	60	ILE
1	A	136	LYS
1	A	141	VAL
1	A	142	THR
1	A	188	LYS
1	A	195	GLU
1	A	207	PRO
1	A	230	ASP
1	B	16	TYR
1	B	43	GLU
1	B	60	ILE
1	B	136	LYS
1	B	141	VAL
1	B	142	THR
1	B	188	LYS
1	B	195	GLU
1	B	207	PRO
1	B	230	ASP
1	C	16	TYR
1	C	43	GLU
1	C	60	ILE
1	C	136	LYS
1	C	141	VAL
1	C	142	THR
1	C	188	LYS
1	C	195	GLU
1	C	207	PRO
1	C	230	ASP
1	D	10	LYS
1	D	16	TYR
1	D	43	GLU
1	D	60	ILE
1	D	136	LYS
1	D	141	VAL
1	D	142	THR
1	D	188	LYS
1	D	195	GLU
1	D	207	PRO
1	D	230	ASP
1	E	10	LYS

*Continued on next page...*

*Continued from previous page...*

<b>Mol</b>	<b>Chain</b>	<b>Res</b>	<b>Type</b>
1	E	16	TYR
1	E	43	GLU
1	E	60	ILE
1	E	136	LYS
1	E	141	VAL
1	E	142	THR
1	E	188	LYS
1	E	195	GLU
1	E	207	PRO
1	E	230	ASP
1	E	464	ASN
1	F	16	TYR
1	F	43	GLU
1	F	60	ILE
1	F	136	LYS
1	F	141	VAL
1	F	142	THR
1	F	188	LYS
1	F	195	GLU
1	F	207	PRO
1	F	230	ASP
1	G	16	TYR
1	G	43	GLU
1	G	60	ILE
1	G	136	LYS
1	G	141	VAL
1	G	142	THR
1	G	188	LYS
1	G	195	GLU
1	G	207	PRO
1	G	230	ASP
1	H	16	TYR
1	H	31	PHE
1	H	43	GLU
1	H	60	ILE
1	H	136	LYS
1	H	141	VAL
1	H	142	THR
1	H	188	LYS
1	H	195	GLU
1	H	207	PRO
1	H	230	ASP

*Continued on next page...*

*Continued from previous page...*

<b>Mol</b>	<b>Chain</b>	<b>Res</b>	<b>Type</b>
1	I	6	LEU
1	I	16	TYR
1	I	31	PHE
1	I	43	GLU
1	I	60	ILE
1	I	136	LYS
1	I	141	VAL
1	I	142	THR
1	I	188	LYS
1	I	195	GLU
1	I	207	PRO
1	I	230	ASP
1	J	16	TYR
1	J	43	GLU
1	J	60	ILE
1	J	136	LYS
1	J	141	VAL
1	J	142	THR
1	J	188	LYS
1	J	195	GLU
1	J	207	PRO
1	J	230	ASP
1	K	16	TYR
1	K	43	GLU
1	K	60	ILE
1	K	136	LYS
1	K	141	VAL
1	K	142	THR
1	K	188	LYS
1	K	195	GLU
1	K	207	PRO
1	K	230	ASP
1	L	9	TYR
1	L	16	TYR
1	L	43	GLU
1	L	60	ILE
1	L	136	LYS
1	L	141	VAL
1	L	142	THR
1	L	188	LYS
1	L	195	GLU
1	L	207	PRO

*Continued on next page...*

*Continued from previous page...*

<b>Mol</b>	<b>Chain</b>	<b>Res</b>	<b>Type</b>
1	L	230	ASP
1	M	8	GLU
1	M	16	TYR
1	M	43	GLU
1	M	60	ILE
1	M	136	LYS
1	M	141	VAL
1	M	142	THR
1	M	188	LYS
1	M	195	GLU
1	M	207	PRO
1	M	230	ASP
1	N	16	TYR
1	N	43	GLU
1	N	60	ILE
1	N	136	LYS
1	N	141	VAL
1	N	142	THR
1	N	188	LYS
1	N	195	GLU
1	N	207	PRO
1	N	230	ASP
1	O	16	TYR
1	O	43	GLU
1	O	60	ILE
1	O	136	LYS
1	O	141	VAL
1	O	142	THR
1	O	188	LYS
1	O	195	GLU
1	O	207	PRO
1	O	230	ASP
1	P	7	LYS
1	P	16	TYR
1	P	43	GLU
1	P	60	ILE
1	P	136	LYS
1	P	141	VAL
1	P	142	THR
1	P	188	LYS
1	P	195	GLU
1	P	207	PRO

*Continued on next page...*

*Continued from previous page...*

<b>Mol</b>	<b>Chain</b>	<b>Res</b>	<b>Type</b>
1	P	230	ASP
1	Q	16	TYR
1	Q	43	GLU
1	Q	60	ILE
1	Q	136	LYS
1	Q	141	VAL
1	Q	142	THR
1	Q	188	LYS
1	Q	195	GLU
1	Q	207	PRO
1	Q	230	ASP
1	R	16	TYR
1	R	43	GLU
1	R	60	ILE
1	R	136	LYS
1	R	141	VAL
1	R	142	THR
1	R	188	LYS
1	R	195	GLU
1	R	207	PRO
1	R	230	ASP
1	S	16	TYR
1	S	43	GLU
1	S	60	ILE
1	S	136	LYS
1	S	141	VAL
1	S	142	THR
1	S	188	LYS
1	S	195	GLU
1	S	207	PRO
1	S	230	ASP
1	T	16	TYR
1	T	31	PHE
1	T	43	GLU
1	T	60	ILE
1	T	136	LYS
1	T	141	VAL
1	T	142	THR
1	T	188	LYS
1	T	195	GLU
1	T	207	PRO
1	T	230	ASP

*Continued on next page...*

*Continued from previous page...*

<b>Mol</b>	<b>Chain</b>	<b>Res</b>	<b>Type</b>
1	U	16	TYR
1	U	43	GLU
1	U	60	ILE
1	U	136	LYS
1	U	141	VAL
1	U	142	THR
1	U	188	LYS
1	U	195	GLU
1	U	207	PRO
1	U	230	ASP
1	V	16	TYR
1	V	43	GLU
1	V	60	ILE
1	V	136	LYS
1	V	141	VAL
1	V	142	THR
1	V	188	LYS
1	V	195	GLU
1	V	207	PRO
1	V	230	ASP
1	W	16	TYR
1	W	43	GLU
1	W	60	ILE
1	W	136	LYS
1	W	141	VAL
1	W	142	THR
1	W	188	LYS
1	W	195	GLU
1	W	207	PRO
1	W	230	ASP
1	X	16	TYR
1	X	43	GLU
1	X	60	ILE
1	X	136	LYS
1	X	141	VAL
1	X	142	THR
1	X	188	LYS
1	X	195	GLU
1	X	207	PRO
1	X	230	ASP
1	A	28	GLY
1	A	31	PHE

*Continued on next page...*

*Continued from previous page...*

<b>Mol</b>	<b>Chain</b>	<b>Res</b>	<b>Type</b>
1	A	58	ARG
1	A	59	ASN
1	A	204	GLY
1	A	214	LYS
1	A	304	GLY
1	A	306	GLN
1	A	331	LYS
1	A	376	ARG
1	A	411	VAL
1	B	28	GLY
1	B	31	PHE
1	B	58	ARG
1	B	59	ASN
1	B	204	GLY
1	B	214	LYS
1	B	304	GLY
1	B	306	GLN
1	B	331	LYS
1	B	376	ARG
1	B	411	VAL
1	C	28	GLY
1	C	31	PHE
1	C	58	ARG
1	C	59	ASN
1	C	204	GLY
1	C	214	LYS
1	C	304	GLY
1	C	306	GLN
1	C	331	LYS
1	C	376	ARG
1	C	411	VAL
1	D	12	ALA
1	D	28	GLY
1	D	31	PHE
1	D	58	ARG
1	D	59	ASN
1	D	204	GLY
1	D	214	LYS
1	D	304	GLY
1	D	306	GLN
1	D	331	LYS
1	D	376	ARG

*Continued on next page...*

*Continued from previous page...*

<b>Mol</b>	<b>Chain</b>	<b>Res</b>	<b>Type</b>
1	D	411	VAL
1	E	28	GLY
1	E	31	PHE
1	E	58	ARG
1	E	59	ASN
1	E	204	GLY
1	E	214	LYS
1	E	304	GLY
1	E	306	GLN
1	E	331	LYS
1	E	376	ARG
1	E	411	VAL
1	F	28	GLY
1	F	31	PHE
1	F	58	ARG
1	F	59	ASN
1	F	204	GLY
1	F	214	LYS
1	F	304	GLY
1	F	306	GLN
1	F	331	LYS
1	F	376	ARG
1	F	411	VAL
1	G	28	GLY
1	G	31	PHE
1	G	58	ARG
1	G	59	ASN
1	G	204	GLY
1	G	214	LYS
1	G	304	GLY
1	G	306	GLN
1	G	331	LYS
1	G	376	ARG
1	G	411	VAL
1	H	28	GLY
1	H	58	ARG
1	H	59	ASN
1	H	204	GLY
1	H	214	LYS
1	H	304	GLY
1	H	306	GLN
1	H	331	LYS

*Continued on next page...*



*Continued from previous page...*

<b>Mol</b>	<b>Chain</b>	<b>Res</b>	<b>Type</b>
1	H	376	ARG
1	H	411	VAL
1	I	28	GLY
1	I	58	ARG
1	I	59	ASN
1	I	204	GLY
1	I	214	LYS
1	I	304	GLY
1	I	306	GLN
1	I	331	LYS
1	I	376	ARG
1	I	411	VAL
1	J	10	LYS
1	J	28	GLY
1	J	31	PHE
1	J	58	ARG
1	J	59	ASN
1	J	204	GLY
1	J	214	LYS
1	J	304	GLY
1	J	331	LYS
1	J	376	ARG
1	J	411	VAL
1	K	11	ASN
1	K	28	GLY
1	K	31	PHE
1	K	58	ARG
1	K	59	ASN
1	K	204	GLY
1	K	214	LYS
1	K	304	GLY
1	K	306	GLN
1	K	331	LYS
1	K	376	ARG
1	K	411	VAL
1	L	7	LYS
1	L	28	GLY
1	L	31	PHE
1	L	58	ARG
1	L	59	ASN
1	L	204	GLY
1	L	214	LYS

*Continued on next page...*

*Continued from previous page...*

<b>Mol</b>	<b>Chain</b>	<b>Res</b>	<b>Type</b>
1	L	304	GLY
1	L	306	GLN
1	L	331	LYS
1	L	376	ARG
1	L	411	VAL
1	M	28	GLY
1	M	31	PHE
1	M	58	ARG
1	M	59	ASN
1	M	204	GLY
1	M	214	LYS
1	M	304	GLY
1	M	306	GLN
1	M	331	LYS
1	M	376	ARG
1	M	411	VAL
1	N	28	GLY
1	N	31	PHE
1	N	58	ARG
1	N	59	ASN
1	N	204	GLY
1	N	214	LYS
1	N	304	GLY
1	N	306	GLN
1	N	331	LYS
1	N	376	ARG
1	N	411	VAL
1	O	28	GLY
1	O	31	PHE
1	O	58	ARG
1	O	59	ASN
1	O	204	GLY
1	O	214	LYS
1	O	304	GLY
1	O	306	GLN
1	O	331	LYS
1	O	376	ARG
1	O	411	VAL
1	P	28	GLY
1	P	31	PHE
1	P	58	ARG
1	P	59	ASN

*Continued on next page...*

*Continued from previous page...*

<b>Mol</b>	<b>Chain</b>	<b>Res</b>	<b>Type</b>
1	P	204	GLY
1	P	214	LYS
1	P	304	GLY
1	P	306	GLN
1	P	331	LYS
1	P	376	ARG
1	P	411	VAL
1	Q	28	GLY
1	Q	31	PHE
1	Q	58	ARG
1	Q	59	ASN
1	Q	204	GLY
1	Q	214	LYS
1	Q	304	GLY
1	Q	306	GLN
1	Q	331	LYS
1	Q	376	ARG
1	Q	411	VAL
1	R	28	GLY
1	R	31	PHE
1	R	58	ARG
1	R	59	ASN
1	R	204	GLY
1	R	214	LYS
1	R	304	GLY
1	R	306	GLN
1	R	376	ARG
1	R	411	VAL
1	S	28	GLY
1	S	31	PHE
1	S	34	PHE
1	S	58	ARG
1	S	59	ASN
1	S	204	GLY
1	S	214	LYS
1	S	304	GLY
1	S	306	GLN
1	S	331	LYS
1	S	376	ARG
1	S	411	VAL
1	T	28	GLY
1	T	58	ARG

*Continued on next page...*

*Continued from previous page...*

<b>Mol</b>	<b>Chain</b>	<b>Res</b>	<b>Type</b>
1	T	59	ASN
1	T	204	GLY
1	T	214	LYS
1	T	304	GLY
1	T	331	LYS
1	T	376	ARG
1	T	411	VAL
1	U	28	GLY
1	U	31	PHE
1	U	58	ARG
1	U	59	ASN
1	U	204	GLY
1	U	214	LYS
1	U	304	GLY
1	U	306	GLN
1	U	331	LYS
1	U	376	ARG
1	U	411	VAL
1	V	28	GLY
1	V	31	PHE
1	V	58	ARG
1	V	59	ASN
1	V	204	GLY
1	V	214	LYS
1	V	304	GLY
1	V	306	GLN
1	V	376	ARG
1	V	411	VAL
1	W	28	GLY
1	W	31	PHE
1	W	58	ARG
1	W	59	ASN
1	W	204	GLY
1	W	214	LYS
1	W	304	GLY
1	W	306	GLN
1	W	331	LYS
1	W	376	ARG
1	W	411	VAL
1	X	28	GLY
1	X	31	PHE
1	X	58	ARG

*Continued on next page...*

*Continued from previous page...*

<b>Mol</b>	<b>Chain</b>	<b>Res</b>	<b>Type</b>
1	X	59	ASN
1	X	204	GLY
1	X	214	LYS
1	X	304	GLY
1	X	306	GLN
1	X	376	ARG
1	X	411	VAL
1	A	70	LEU
1	A	191	SER
1	A	328	LYS
1	A	357	LYS
1	A	401	VAL
1	B	34	PHE
1	B	191	SER
1	B	234	GLU
1	B	328	LYS
1	B	357	LYS
1	B	401	VAL
1	C	10	LYS
1	C	34	PHE
1	C	70	LEU
1	C	191	SER
1	C	234	GLU
1	C	328	LYS
1	C	357	LYS
1	C	401	VAL
1	D	34	PHE
1	D	191	SER
1	D	327	LEU
1	D	328	LYS
1	D	401	VAL
1	E	34	PHE
1	E	191	SER
1	E	234	GLU
1	E	327	LEU
1	E	328	LYS
1	E	401	VAL
1	F	34	PHE
1	F	191	SER
1	F	234	GLU
1	F	328	LYS
1	F	401	VAL

*Continued on next page...*

*Continued from previous page...*

<b>Mol</b>	<b>Chain</b>	<b>Res</b>	<b>Type</b>
1	G	34	PHE
1	G	191	SER
1	G	234	GLU
1	G	327	LEU
1	G	328	LYS
1	G	401	VAL
1	H	191	SER
1	H	328	LYS
1	H	357	LYS
1	H	401	VAL
1	I	34	PHE
1	I	191	SER
1	I	234	GLU
1	I	328	LYS
1	I	401	VAL
1	J	191	SER
1	J	234	GLU
1	J	306	GLN
1	J	328	LYS
1	J	401	VAL
1	K	34	PHE
1	K	191	SER
1	K	328	LYS
1	K	401	VAL
1	L	34	PHE
1	L	191	SER
1	L	234	GLU
1	L	327	LEU
1	L	328	LYS
1	L	401	VAL
1	M	34	PHE
1	M	191	SER
1	M	328	LYS
1	M	401	VAL
1	N	34	PHE
1	N	191	SER
1	N	234	GLU
1	N	327	LEU
1	N	328	LYS
1	N	357	LYS
1	N	401	VAL
1	O	34	PHE

*Continued on next page...*

*Continued from previous page...*

<b>Mol</b>	<b>Chain</b>	<b>Res</b>	<b>Type</b>
1	O	191	SER
1	O	234	GLU
1	O	328	LYS
1	O	401	VAL
1	P	34	PHE
1	P	191	SER
1	P	234	GLU
1	P	327	LEU
1	P	328	LYS
1	P	357	LYS
1	P	401	VAL
1	Q	34	PHE
1	Q	191	SER
1	Q	327	LEU
1	Q	328	LYS
1	Q	401	VAL
1	R	191	SER
1	R	234	GLU
1	R	327	LEU
1	R	328	LYS
1	R	331	LYS
1	R	357	LYS
1	R	401	VAL
1	S	191	SER
1	S	234	GLU
1	S	327	LEU
1	S	328	LYS
1	S	401	VAL
1	T	9	TYR
1	T	34	PHE
1	T	191	SER
1	T	234	GLU
1	T	306	GLN
1	T	327	LEU
1	T	328	LYS
1	T	401	VAL
1	U	34	PHE
1	U	70	LEU
1	U	191	SER
1	U	234	GLU
1	U	327	LEU
1	U	328	LYS

*Continued on next page...*

*Continued from previous page...*

<b>Mol</b>	<b>Chain</b>	<b>Res</b>	<b>Type</b>
1	U	401	VAL
1	V	34	PHE
1	V	191	SER
1	V	328	LYS
1	V	331	LYS
1	V	401	VAL
1	W	34	PHE
1	W	70	LEU
1	W	191	SER
1	W	234	GLU
1	W	327	LEU
1	W	328	LYS
1	W	401	VAL
1	X	10	LYS
1	X	34	PHE
1	X	191	SER
1	X	234	GLU
1	X	327	LEU
1	X	328	LYS
1	X	331	LYS
1	X	357	LYS
1	X	401	VAL
1	A	34	PHE
1	A	234	GLU
1	A	327	LEU
1	A	412	ASP
1	B	57	TYR
1	B	70	LEU
1	B	327	LEU
1	B	412	ASP
1	C	57	TYR
1	C	124	LEU
1	C	327	LEU
1	C	412	ASP
1	D	57	TYR
1	D	70	LEU
1	D	234	GLU
1	D	357	LYS
1	E	57	TYR
1	E	70	LEU
1	E	357	LYS
1	E	412	ASP

*Continued on next page...*



*Continued from previous page...*

<b>Mol</b>	<b>Chain</b>	<b>Res</b>	<b>Type</b>
1	F	70	LEU
1	F	327	LEU
1	F	357	LYS
1	F	412	ASP
1	G	70	LEU
1	G	357	LYS
1	G	412	ASP
1	H	10	LYS
1	H	34	PHE
1	H	70	LEU
1	H	234	GLU
1	H	327	LEU
1	I	57	TYR
1	I	70	LEU
1	I	327	LEU
1	I	357	LYS
1	I	412	ASP
1	J	34	PHE
1	J	57	TYR
1	J	70	LEU
1	J	327	LEU
1	J	357	LYS
1	J	412	ASP
1	K	70	LEU
1	K	234	GLU
1	K	327	LEU
1	K	357	LYS
1	K	412	ASP
1	L	70	LEU
1	L	357	LYS
1	L	412	ASP
1	M	70	LEU
1	M	234	GLU
1	M	327	LEU
1	M	357	LYS
1	M	412	ASP
1	N	57	TYR
1	N	70	LEU
1	N	412	ASP
1	O	57	TYR
1	O	327	LEU
1	O	357	LYS

*Continued on next page...*

*Continued from previous page...*

<b>Mol</b>	<b>Chain</b>	<b>Res</b>	<b>Type</b>
1	O	412	ASP
1	P	70	LEU
1	P	396	LEU
1	P	412	ASP
1	Q	70	LEU
1	Q	234	GLU
1	Q	357	LYS
1	Q	412	ASP
1	R	34	PHE
1	R	57	TYR
1	R	70	LEU
1	R	412	ASP
1	S	57	TYR
1	S	70	LEU
1	S	357	LYS
1	S	412	ASP
1	T	57	TYR
1	T	70	LEU
1	T	357	LYS
1	T	412	ASP
1	U	57	TYR
1	U	312	ASN
1	U	357	LYS
1	U	412	ASP
1	V	70	LEU
1	V	234	GLU
1	V	357	LYS
1	W	357	LYS
1	W	412	ASP
1	X	57	TYR
1	X	70	LEU
1	X	412	ASP
1	A	57	TYR
1	A	312	ASN
1	C	312	ASN
1	D	312	ASN
1	D	412	ASP
1	F	57	TYR
1	F	312	ASN
1	G	57	TYR
1	G	312	ASN
1	H	57	TYR

*Continued on next page...*

*Continued from previous page...*

<b>Mol</b>	<b>Chain</b>	<b>Res</b>	<b>Type</b>
1	H	194	ILE
1	H	312	ASN
1	H	412	ASP
1	I	312	ASN
1	J	312	ASN
1	K	6	LEU
1	K	57	TYR
1	K	194	ILE
1	L	57	TYR
1	L	312	ASN
1	M	57	TYR
1	N	9	TYR
1	N	312	ASN
1	O	62	ASP
1	O	70	LEU
1	O	312	ASN
1	P	57	TYR
1	Q	57	TYR
1	Q	124	LEU
1	Q	194	ILE
1	R	10	LYS
1	R	312	ASN
1	T	312	ASN
1	T	396	LEU
1	U	190	ALA
1	V	11	ASN
1	V	57	TYR
1	V	312	ASN
1	V	327	LEU
1	V	412	ASP
1	W	57	TYR
1	W	312	ASN
1	X	312	ASN
1	C	194	ILE
1	D	194	ILE
1	E	123	ASP
1	F	194	ILE
1	G	194	ILE
1	H	123	ASP
1	I	194	ILE
1	J	396	LEU
1	K	312	ASN

*Continued on next page...*

*Continued from previous page...*

Mol	Chain	Res	Type
1	L	194	ILE
1	L	264	GLN
1	M	9	TYR
1	M	194	ILE
1	M	312	ASN
1	N	124	LEU
1	N	194	ILE
1	P	312	ASN
1	Q	312	ASN
1	R	194	ILE
1	S	312	ASN
1	T	194	ILE
1	U	194	ILE
1	V	13	TRP
1	V	194	ILE
1	W	194	ILE
1	X	194	ILE
1	B	194	ILE
1	E	194	ILE
1	J	194	ILE
1	O	194	ILE
1	P	194	ILE
1	S	194	ILE
1	A	194	ILE

### 5.3.2 Protein sidechains [i](#)

In the following table, the Percentiles column shows the percent sidechain outliers of the chain as a percentile score with respect to all X-ray entries followed by that with respect to entries of similar resolution.

The Analysed column shows the number of residues for which the sidechain conformation was analysed, and the total number of residues.

Mol	Chain	Analysed	Rotameric	Outliers	Percentiles
1	A	387/390 (99%)	347 (90%)	40 (10%)	7 29
1	B	387/390 (99%)	350 (90%)	37 (10%)	8 32
1	C	387/390 (99%)	351 (91%)	36 (9%)	9 33
1	D	387/390 (99%)	348 (90%)	39 (10%)	7 29
1	E	387/390 (99%)	347 (90%)	40 (10%)	7 29

*Continued on next page...*

*Continued from previous page...*

Mol	Chain	Analysed	Rotameric	Outliers	Percentiles	
1	F	387/390 (99%)	352 (91%)	35 (9%)	9	34
1	G	387/390 (99%)	350 (90%)	37 (10%)	8	32
1	H	387/390 (99%)	349 (90%)	38 (10%)	8	31
1	I	387/390 (99%)	349 (90%)	38 (10%)	8	31
1	J	387/390 (99%)	351 (91%)	36 (9%)	9	33
1	K	387/390 (99%)	348 (90%)	39 (10%)	7	29
1	L	387/390 (99%)	348 (90%)	39 (10%)	7	29
1	M	387/390 (99%)	348 (90%)	39 (10%)	7	29
1	N	387/390 (99%)	351 (91%)	36 (9%)	9	33
1	O	387/390 (99%)	348 (90%)	39 (10%)	7	29
1	P	387/390 (99%)	348 (90%)	39 (10%)	7	29
1	Q	387/390 (99%)	350 (90%)	37 (10%)	8	32
1	R	387/390 (99%)	351 (91%)	36 (9%)	9	33
1	S	387/390 (99%)	347 (90%)	40 (10%)	7	29
1	T	387/390 (99%)	351 (91%)	36 (9%)	9	33
1	U	387/390 (99%)	351 (91%)	36 (9%)	9	33
1	V	387/390 (99%)	350 (90%)	37 (10%)	8	32
1	W	387/390 (99%)	352 (91%)	35 (9%)	9	34
1	X	387/390 (99%)	349 (90%)	38 (10%)	8	31
All	All	9288/9360 (99%)	8386 (90%)	902 (10%)	8	31

All (902) residues with a non-rotameric sidechain are listed below:

Mol	Chain	Res	Type
1	A	5	LEU
1	A	7	LYS
1	A	11	ASN
1	A	17	ASP
1	A	32	LYS
1	A	40	THR
1	A	42	ARG
1	A	43	GLU
1	A	48	LEU
1	A	70	LEU
1	A	80	ASN

*Continued on next page...*

*Continued from previous page...*

<b>Mol</b>	<b>Chain</b>	<b>Res</b>	<b>Type</b>
1	A	96	TYR
1	A	110	ARG
1	A	115	GLN
1	A	124	LEU
1	A	136	LYS
1	A	139	GLN
1	A	143	LEU
1	A	177	ILE
1	A	191	SER
1	A	195	GLU
1	A	197	GLU
1	A	198	ASP
1	A	206	ILE
1	A	207	PRO
1	A	210	ASP
1	A	214	LYS
1	A	233	GLU
1	A	241	LEU
1	A	264	GLN
1	A	280	MET
1	A	297	VAL
1	A	303	THR
1	A	306	GLN
1	A	317	ILE
1	A	356	GLU
1	A	363	LEU
1	A	413	GLN
1	A	439	ASN
1	A	465	ASN
1	B	5	LEU
1	B	17	ASP
1	B	32	LYS
1	B	40	THR
1	B	42	ARG
1	B	43	GLU
1	B	48	LEU
1	B	70	LEU
1	B	80	ASN
1	B	96	TYR
1	B	110	ARG
1	B	115	GLN
1	B	124	LEU

*Continued on next page...*

*Continued from previous page...*

<b>Mol</b>	<b>Chain</b>	<b>Res</b>	<b>Type</b>
1	B	136	LYS
1	B	139	GLN
1	B	143	LEU
1	B	177	ILE
1	B	191	SER
1	B	195	GLU
1	B	197	GLU
1	B	198	ASP
1	B	206	ILE
1	B	207	PRO
1	B	210	ASP
1	B	214	LYS
1	B	233	GLU
1	B	241	LEU
1	B	264	GLN
1	B	280	MET
1	B	297	VAL
1	B	303	THR
1	B	306	GLN
1	B	317	ILE
1	B	356	GLU
1	B	363	LEU
1	B	413	GLN
1	B	465	ASN
1	C	7	LYS
1	C	17	ASP
1	C	32	LYS
1	C	40	THR
1	C	42	ARG
1	C	43	GLU
1	C	48	LEU
1	C	70	LEU
1	C	80	ASN
1	C	96	TYR
1	C	110	ARG
1	C	115	GLN
1	C	124	LEU
1	C	136	LYS
1	C	139	GLN
1	C	143	LEU
1	C	177	ILE
1	C	191	SER

*Continued on next page...*

*Continued from previous page...*

<b>Mol</b>	<b>Chain</b>	<b>Res</b>	<b>Type</b>
1	C	195	GLU
1	C	197	GLU
1	C	198	ASP
1	C	206	ILE
1	C	207	PRO
1	C	210	ASP
1	C	214	LYS
1	C	233	GLU
1	C	241	LEU
1	C	264	GLN
1	C	280	MET
1	C	297	VAL
1	C	303	THR
1	C	306	GLN
1	C	317	ILE
1	C	356	GLU
1	C	363	LEU
1	C	413	GLN
1	D	5	LEU
1	D	7	LYS
1	D	17	ASP
1	D	32	LYS
1	D	40	THR
1	D	42	ARG
1	D	43	GLU
1	D	48	LEU
1	D	50	LYS
1	D	70	LEU
1	D	80	ASN
1	D	96	TYR
1	D	110	ARG
1	D	115	GLN
1	D	124	LEU
1	D	136	LYS
1	D	139	GLN
1	D	143	LEU
1	D	177	ILE
1	D	191	SER
1	D	195	GLU
1	D	197	GLU
1	D	198	ASP
1	D	206	ILE

*Continued on next page...*



*Continued from previous page...*

<b>Mol</b>	<b>Chain</b>	<b>Res</b>	<b>Type</b>
1	D	207	PRO
1	D	210	ASP
1	D	214	LYS
1	D	233	GLU
1	D	241	LEU
1	D	258	MET
1	D	264	GLN
1	D	280	MET
1	D	297	VAL
1	D	303	THR
1	D	306	GLN
1	D	317	ILE
1	D	356	GLU
1	D	363	LEU
1	D	413	GLN
1	E	5	LEU
1	E	7	LYS
1	E	11	ASN
1	E	17	ASP
1	E	32	LYS
1	E	40	THR
1	E	42	ARG
1	E	43	GLU
1	E	48	LEU
1	E	70	LEU
1	E	80	ASN
1	E	96	TYR
1	E	110	ARG
1	E	115	GLN
1	E	124	LEU
1	E	136	LYS
1	E	139	GLN
1	E	143	LEU
1	E	177	ILE
1	E	191	SER
1	E	195	GLU
1	E	197	GLU
1	E	198	ASP
1	E	206	ILE
1	E	207	PRO
1	E	210	ASP
1	E	214	LYS

*Continued on next page...*

*Continued from previous page...*

<b>Mol</b>	<b>Chain</b>	<b>Res</b>	<b>Type</b>
1	E	233	GLU
1	E	241	LEU
1	E	258	MET
1	E	264	GLN
1	E	280	MET
1	E	297	VAL
1	E	303	THR
1	E	306	GLN
1	E	317	ILE
1	E	356	GLU
1	E	363	LEU
1	E	413	GLN
1	E	439	ASN
1	F	17	ASP
1	F	32	LYS
1	F	40	THR
1	F	42	ARG
1	F	43	GLU
1	F	48	LEU
1	F	70	LEU
1	F	80	ASN
1	F	96	TYR
1	F	110	ARG
1	F	115	GLN
1	F	124	LEU
1	F	136	LYS
1	F	139	GLN
1	F	143	LEU
1	F	177	ILE
1	F	191	SER
1	F	195	GLU
1	F	197	GLU
1	F	198	ASP
1	F	206	ILE
1	F	207	PRO
1	F	210	ASP
1	F	214	LYS
1	F	233	GLU
1	F	241	LEU
1	F	264	GLN
1	F	280	MET
1	F	297	VAL

*Continued on next page...*

*Continued from previous page...*

<b>Mol</b>	<b>Chain</b>	<b>Res</b>	<b>Type</b>
1	F	303	THR
1	F	306	GLN
1	F	317	ILE
1	F	356	GLU
1	F	363	LEU
1	F	413	GLN
1	G	5	LEU
1	G	17	ASP
1	G	32	LYS
1	G	40	THR
1	G	42	ARG
1	G	43	GLU
1	G	48	LEU
1	G	70	LEU
1	G	80	ASN
1	G	96	TYR
1	G	110	ARG
1	G	115	GLN
1	G	124	LEU
1	G	136	LYS
1	G	139	GLN
1	G	143	LEU
1	G	177	ILE
1	G	191	SER
1	G	195	GLU
1	G	197	GLU
1	G	198	ASP
1	G	206	ILE
1	G	207	PRO
1	G	210	ASP
1	G	214	LYS
1	G	233	GLU
1	G	241	LEU
1	G	264	GLN
1	G	280	MET
1	G	297	VAL
1	G	303	THR
1	G	306	GLN
1	G	317	ILE
1	G	356	GLU
1	G	363	LEU
1	G	413	GLN

*Continued on next page...*

*Continued from previous page...*

<b>Mol</b>	<b>Chain</b>	<b>Res</b>	<b>Type</b>
1	G	465	ASN
1	H	5	LEU
1	H	7	LYS
1	H	17	ASP
1	H	32	LYS
1	H	40	THR
1	H	42	ARG
1	H	43	GLU
1	H	48	LEU
1	H	70	LEU
1	H	80	ASN
1	H	96	TYR
1	H	110	ARG
1	H	115	GLN
1	H	124	LEU
1	H	136	LYS
1	H	139	GLN
1	H	143	LEU
1	H	177	ILE
1	H	191	SER
1	H	195	GLU
1	H	197	GLU
1	H	198	ASP
1	H	206	ILE
1	H	207	PRO
1	H	210	ASP
1	H	214	LYS
1	H	233	GLU
1	H	241	LEU
1	H	264	GLN
1	H	280	MET
1	H	297	VAL
1	H	303	THR
1	H	306	GLN
1	H	317	ILE
1	H	356	GLU
1	H	363	LEU
1	H	413	GLN
1	H	465	ASN
1	I	7	LYS
1	I	11	ASN
1	I	17	ASP

*Continued on next page...*

*Continued from previous page...*

<b>Mol</b>	<b>Chain</b>	<b>Res</b>	<b>Type</b>
1	I	32	LYS
1	I	40	THR
1	I	42	ARG
1	I	43	GLU
1	I	48	LEU
1	I	70	LEU
1	I	80	ASN
1	I	96	TYR
1	I	110	ARG
1	I	115	GLN
1	I	124	LEU
1	I	136	LYS
1	I	139	GLN
1	I	143	LEU
1	I	177	ILE
1	I	191	SER
1	I	195	GLU
1	I	197	GLU
1	I	198	ASP
1	I	206	ILE
1	I	207	PRO
1	I	210	ASP
1	I	214	LYS
1	I	233	GLU
1	I	241	LEU
1	I	264	GLN
1	I	280	MET
1	I	297	VAL
1	I	303	THR
1	I	306	GLN
1	I	317	ILE
1	I	356	GLU
1	I	363	LEU
1	I	413	GLN
1	I	439	ASN
1	J	17	ASP
1	J	32	LYS
1	J	40	THR
1	J	42	ARG
1	J	43	GLU
1	J	48	LEU
1	J	70	LEU

*Continued on next page...*

*Continued from previous page...*

<b>Mol</b>	<b>Chain</b>	<b>Res</b>	<b>Type</b>
1	J	80	ASN
1	J	96	TYR
1	J	110	ARG
1	J	115	GLN
1	J	124	LEU
1	J	136	LYS
1	J	139	GLN
1	J	143	LEU
1	J	177	ILE
1	J	191	SER
1	J	195	GLU
1	J	197	GLU
1	J	198	ASP
1	J	206	ILE
1	J	207	PRO
1	J	210	ASP
1	J	214	LYS
1	J	233	GLU
1	J	241	LEU
1	J	264	GLN
1	J	280	MET
1	J	297	VAL
1	J	303	THR
1	J	306	GLN
1	J	317	ILE
1	J	356	GLU
1	J	363	LEU
1	J	413	GLN
1	J	465	ASN
1	K	5	LEU
1	K	6	LEU
1	K	9	TYR
1	K	10	LYS
1	K	17	ASP
1	K	32	LYS
1	K	40	THR
1	K	42	ARG
1	K	43	GLU
1	K	48	LEU
1	K	70	LEU
1	K	80	ASN
1	K	96	TYR

*Continued on next page...*

*Continued from previous page...*

<b>Mol</b>	<b>Chain</b>	<b>Res</b>	<b>Type</b>
1	K	110	ARG
1	K	115	GLN
1	K	124	LEU
1	K	136	LYS
1	K	139	GLN
1	K	143	LEU
1	K	177	ILE
1	K	191	SER
1	K	195	GLU
1	K	197	GLU
1	K	198	ASP
1	K	206	ILE
1	K	207	PRO
1	K	210	ASP
1	K	214	LYS
1	K	233	GLU
1	K	241	LEU
1	K	264	GLN
1	K	280	MET
1	K	297	VAL
1	K	303	THR
1	K	306	GLN
1	K	317	ILE
1	K	356	GLU
1	K	363	LEU
1	K	413	GLN
1	L	7	LYS
1	L	10	LYS
1	L	17	ASP
1	L	32	LYS
1	L	40	THR
1	L	42	ARG
1	L	43	GLU
1	L	48	LEU
1	L	70	LEU
1	L	80	ASN
1	L	96	TYR
1	L	110	ARG
1	L	115	GLN
1	L	124	LEU
1	L	136	LYS
1	L	139	GLN

*Continued on next page...*

*Continued from previous page...*

<b>Mol</b>	<b>Chain</b>	<b>Res</b>	<b>Type</b>
1	L	143	LEU
1	L	177	ILE
1	L	191	SER
1	L	195	GLU
1	L	197	GLU
1	L	198	ASP
1	L	206	ILE
1	L	207	PRO
1	L	210	ASP
1	L	214	LYS
1	L	233	GLU
1	L	241	LEU
1	L	258	MET
1	L	264	GLN
1	L	280	MET
1	L	297	VAL
1	L	303	THR
1	L	306	GLN
1	L	317	ILE
1	L	356	GLU
1	L	363	LEU
1	L	413	GLN
1	L	465	ASN
1	M	5	LEU
1	M	7	LYS
1	M	11	ASN
1	M	17	ASP
1	M	32	LYS
1	M	40	THR
1	M	42	ARG
1	M	43	GLU
1	M	48	LEU
1	M	70	LEU
1	M	80	ASN
1	M	96	TYR
1	M	110	ARG
1	M	115	GLN
1	M	124	LEU
1	M	136	LYS
1	M	139	GLN
1	M	143	LEU
1	M	177	ILE

*Continued on next page...*



*Continued from previous page...*

<b>Mol</b>	<b>Chain</b>	<b>Res</b>	<b>Type</b>
1	M	191	SER
1	M	195	GLU
1	M	197	GLU
1	M	198	ASP
1	M	206	ILE
1	M	207	PRO
1	M	210	ASP
1	M	214	LYS
1	M	233	GLU
1	M	241	LEU
1	M	264	GLN
1	M	280	MET
1	M	297	VAL
1	M	303	THR
1	M	306	GLN
1	M	317	ILE
1	M	356	GLU
1	M	363	LEU
1	M	413	GLN
1	M	465	ASN
1	N	17	ASP
1	N	32	LYS
1	N	40	THR
1	N	42	ARG
1	N	43	GLU
1	N	48	LEU
1	N	70	LEU
1	N	80	ASN
1	N	96	TYR
1	N	110	ARG
1	N	115	GLN
1	N	124	LEU
1	N	136	LYS
1	N	139	GLN
1	N	143	LEU
1	N	177	ILE
1	N	191	SER
1	N	195	GLU
1	N	197	GLU
1	N	198	ASP
1	N	206	ILE
1	N	207	PRO

*Continued on next page...*

*Continued from previous page...*

<b>Mol</b>	<b>Chain</b>	<b>Res</b>	<b>Type</b>
1	N	210	ASP
1	N	214	LYS
1	N	233	GLU
1	N	241	LEU
1	N	264	GLN
1	N	280	MET
1	N	297	VAL
1	N	303	THR
1	N	306	GLN
1	N	317	ILE
1	N	356	GLU
1	N	363	LEU
1	N	413	GLN
1	N	464	ASN
1	O	5	LEU
1	O	8	GLU
1	O	10	LYS
1	O	17	ASP
1	O	32	LYS
1	O	40	THR
1	O	42	ARG
1	O	43	GLU
1	O	48	LEU
1	O	70	LEU
1	O	80	ASN
1	O	96	TYR
1	O	110	ARG
1	O	115	GLN
1	O	124	LEU
1	O	136	LYS
1	O	139	GLN
1	O	143	LEU
1	O	177	ILE
1	O	191	SER
1	O	195	GLU
1	O	197	GLU
1	O	198	ASP
1	O	206	ILE
1	O	207	PRO
1	O	210	ASP
1	O	214	LYS
1	O	233	GLU

*Continued on next page...*

*Continued from previous page...*

<b>Mol</b>	<b>Chain</b>	<b>Res</b>	<b>Type</b>
1	O	241	LEU
1	O	258	MET
1	O	264	GLN
1	O	280	MET
1	O	297	VAL
1	O	303	THR
1	O	306	GLN
1	O	317	ILE
1	O	356	GLU
1	O	363	LEU
1	O	413	GLN
1	P	5	LEU
1	P	6	LEU
1	P	7	LYS
1	P	8	GLU
1	P	17	ASP
1	P	32	LYS
1	P	40	THR
1	P	42	ARG
1	P	43	GLU
1	P	48	LEU
1	P	70	LEU
1	P	80	ASN
1	P	96	TYR
1	P	110	ARG
1	P	115	GLN
1	P	124	LEU
1	P	136	LYS
1	P	139	GLN
1	P	143	LEU
1	P	177	ILE
1	P	191	SER
1	P	195	GLU
1	P	197	GLU
1	P	198	ASP
1	P	206	ILE
1	P	210	ASP
1	P	214	LYS
1	P	233	GLU
1	P	241	LEU
1	P	264	GLN
1	P	280	MET

*Continued on next page...*

*Continued from previous page...*

<b>Mol</b>	<b>Chain</b>	<b>Res</b>	<b>Type</b>
1	P	297	VAL
1	P	303	THR
1	P	306	GLN
1	P	317	ILE
1	P	356	GLU
1	P	363	LEU
1	P	413	GLN
1	P	465	ASN
1	Q	5	LEU
1	Q	11	ASN
1	Q	17	ASP
1	Q	32	LYS
1	Q	40	THR
1	Q	42	ARG
1	Q	43	GLU
1	Q	48	LEU
1	Q	70	LEU
1	Q	80	ASN
1	Q	96	TYR
1	Q	110	ARG
1	Q	115	GLN
1	Q	124	LEU
1	Q	136	LYS
1	Q	139	GLN
1	Q	143	LEU
1	Q	177	ILE
1	Q	191	SER
1	Q	195	GLU
1	Q	197	GLU
1	Q	198	ASP
1	Q	206	ILE
1	Q	207	PRO
1	Q	210	ASP
1	Q	214	LYS
1	Q	233	GLU
1	Q	241	LEU
1	Q	264	GLN
1	Q	280	MET
1	Q	297	VAL
1	Q	303	THR
1	Q	306	GLN
1	Q	317	ILE

*Continued on next page...*

*Continued from previous page...*

<b>Mol</b>	<b>Chain</b>	<b>Res</b>	<b>Type</b>
1	Q	356	GLU
1	Q	363	LEU
1	Q	413	GLN
1	R	7	LYS
1	R	17	ASP
1	R	32	LYS
1	R	40	THR
1	R	42	ARG
1	R	43	GLU
1	R	48	LEU
1	R	70	LEU
1	R	80	ASN
1	R	96	TYR
1	R	110	ARG
1	R	115	GLN
1	R	124	LEU
1	R	136	LYS
1	R	139	GLN
1	R	143	LEU
1	R	177	ILE
1	R	191	SER
1	R	195	GLU
1	R	197	GLU
1	R	198	ASP
1	R	206	ILE
1	R	207	PRO
1	R	210	ASP
1	R	214	LYS
1	R	233	GLU
1	R	241	LEU
1	R	264	GLN
1	R	280	MET
1	R	297	VAL
1	R	303	THR
1	R	306	GLN
1	R	317	ILE
1	R	356	GLU
1	R	363	LEU
1	R	413	GLN
1	S	6	LEU
1	S	10	LYS
1	S	17	ASP

*Continued on next page...*

*Continued from previous page...*

<b>Mol</b>	<b>Chain</b>	<b>Res</b>	<b>Type</b>
1	S	32	LYS
1	S	40	THR
1	S	42	ARG
1	S	43	GLU
1	S	48	LEU
1	S	70	LEU
1	S	80	ASN
1	S	96	TYR
1	S	110	ARG
1	S	115	GLN
1	S	124	LEU
1	S	136	LYS
1	S	139	GLN
1	S	143	LEU
1	S	177	ILE
1	S	191	SER
1	S	195	GLU
1	S	197	GLU
1	S	198	ASP
1	S	206	ILE
1	S	207	PRO
1	S	210	ASP
1	S	214	LYS
1	S	233	GLU
1	S	241	LEU
1	S	258	MET
1	S	264	GLN
1	S	280	MET
1	S	297	VAL
1	S	303	THR
1	S	306	GLN
1	S	317	ILE
1	S	356	GLU
1	S	363	LEU
1	S	413	GLN
1	S	439	ASN
1	S	465	ASN
1	T	5	LEU
1	T	17	ASP
1	T	32	LYS
1	T	40	THR
1	T	42	ARG

*Continued on next page...*

*Continued from previous page...*

<b>Mol</b>	<b>Chain</b>	<b>Res</b>	<b>Type</b>
1	T	43	GLU
1	T	48	LEU
1	T	70	LEU
1	T	80	ASN
1	T	96	TYR
1	T	110	ARG
1	T	115	GLN
1	T	124	LEU
1	T	136	LYS
1	T	139	GLN
1	T	143	LEU
1	T	177	ILE
1	T	191	SER
1	T	195	GLU
1	T	197	GLU
1	T	198	ASP
1	T	206	ILE
1	T	207	PRO
1	T	210	ASP
1	T	214	LYS
1	T	233	GLU
1	T	241	LEU
1	T	264	GLN
1	T	280	MET
1	T	297	VAL
1	T	303	THR
1	T	306	GLN
1	T	317	ILE
1	T	356	GLU
1	T	363	LEU
1	T	413	GLN
1	U	11	ASN
1	U	17	ASP
1	U	32	LYS
1	U	40	THR
1	U	42	ARG
1	U	43	GLU
1	U	48	LEU
1	U	70	LEU
1	U	80	ASN
1	U	96	TYR
1	U	110	ARG

*Continued on next page...*

*Continued from previous page...*

<b>Mol</b>	<b>Chain</b>	<b>Res</b>	<b>Type</b>
1	U	115	GLN
1	U	124	LEU
1	U	136	LYS
1	U	139	GLN
1	U	143	LEU
1	U	177	ILE
1	U	191	SER
1	U	195	GLU
1	U	197	GLU
1	U	198	ASP
1	U	206	ILE
1	U	207	PRO
1	U	210	ASP
1	U	214	LYS
1	U	233	GLU
1	U	241	LEU
1	U	264	GLN
1	U	280	MET
1	U	297	VAL
1	U	303	THR
1	U	306	GLN
1	U	317	ILE
1	U	356	GLU
1	U	363	LEU
1	U	413	GLN
1	V	17	ASP
1	V	32	LYS
1	V	40	THR
1	V	42	ARG
1	V	43	GLU
1	V	48	LEU
1	V	70	LEU
1	V	80	ASN
1	V	96	TYR
1	V	110	ARG
1	V	115	GLN
1	V	124	LEU
1	V	136	LYS
1	V	139	GLN
1	V	143	LEU
1	V	177	ILE
1	V	191	SER

*Continued on next page...*



*Continued from previous page...*

<b>Mol</b>	<b>Chain</b>	<b>Res</b>	<b>Type</b>
1	V	195	GLU
1	V	197	GLU
1	V	198	ASP
1	V	206	ILE
1	V	207	PRO
1	V	210	ASP
1	V	214	LYS
1	V	233	GLU
1	V	241	LEU
1	V	258	MET
1	V	264	GLN
1	V	280	MET
1	V	297	VAL
1	V	303	THR
1	V	306	GLN
1	V	317	ILE
1	V	356	GLU
1	V	363	LEU
1	V	413	GLN
1	V	464	ASN
1	W	17	ASP
1	W	32	LYS
1	W	40	THR
1	W	42	ARG
1	W	43	GLU
1	W	48	LEU
1	W	70	LEU
1	W	80	ASN
1	W	96	TYR
1	W	110	ARG
1	W	115	GLN
1	W	124	LEU
1	W	136	LYS
1	W	139	GLN
1	W	143	LEU
1	W	177	ILE
1	W	191	SER
1	W	195	GLU
1	W	197	GLU
1	W	198	ASP
1	W	206	ILE
1	W	207	PRO

*Continued on next page...*

*Continued from previous page...*

<b>Mol</b>	<b>Chain</b>	<b>Res</b>	<b>Type</b>
1	W	210	ASP
1	W	214	LYS
1	W	233	GLU
1	W	241	LEU
1	W	264	GLN
1	W	280	MET
1	W	297	VAL
1	W	303	THR
1	W	306	GLN
1	W	317	ILE
1	W	356	GLU
1	W	363	LEU
1	W	413	GLN
1	X	5	LEU
1	X	8	GLU
1	X	17	ASP
1	X	32	LYS
1	X	40	THR
1	X	42	ARG
1	X	43	GLU
1	X	48	LEU
1	X	70	LEU
1	X	80	ASN
1	X	96	TYR
1	X	110	ARG
1	X	115	GLN
1	X	124	LEU
1	X	136	LYS
1	X	139	GLN
1	X	143	LEU
1	X	177	ILE
1	X	191	SER
1	X	195	GLU
1	X	197	GLU
1	X	198	ASP
1	X	206	ILE
1	X	207	PRO
1	X	210	ASP
1	X	214	LYS
1	X	233	GLU
1	X	241	LEU
1	X	264	GLN

*Continued on next page...*

*Continued from previous page...*

Mol	Chain	Res	Type
1	X	280	MET
1	X	297	VAL
1	X	303	THR
1	X	306	GLN
1	X	317	ILE
1	X	356	GLU
1	X	363	LEU
1	X	413	GLN
1	X	439	ASN

Sometimes sidechains can be flipped to improve hydrogen bonding and reduce clashes. All (225) such sidechains are listed below:

Mol	Chain	Res	Type
1	A	11	ASN
1	A	20	GLN
1	A	80	ASN
1	A	180	HIS
1	A	220	ASN
1	A	264	GLN
1	A	282	ASN
1	A	413	GLN
1	A	439	ASN
1	B	80	ASN
1	B	115	GLN
1	B	116	ASN
1	B	220	ASN
1	B	264	GLN
1	B	282	ASN
1	B	413	GLN
1	B	464	ASN
1	C	20	GLN
1	C	80	ASN
1	C	116	ASN
1	C	220	ASN
1	C	264	GLN
1	C	413	GLN
1	C	439	ASN
1	C	464	ASN
1	D	33	ASN
1	D	80	ASN
1	D	115	GLN
1	D	220	ASN

*Continued on next page...*

*Continued from previous page...*

<b>Mol</b>	<b>Chain</b>	<b>Res</b>	<b>Type</b>
1	D	264	GLN
1	D	413	GLN
1	D	439	ASN
1	D	465	ASN
1	E	80	ASN
1	E	116	ASN
1	E	148	HIS
1	E	220	ASN
1	E	226	ASN
1	E	264	GLN
1	E	353	ASN
1	F	20	GLN
1	F	80	ASN
1	F	116	ASN
1	F	168	ASN
1	F	180	HIS
1	F	219	HIS
1	F	220	ASN
1	F	226	ASN
1	F	264	GLN
1	F	282	ASN
1	F	413	GLN
1	F	439	ASN
1	G	11	ASN
1	G	80	ASN
1	G	115	GLN
1	G	116	ASN
1	G	220	ASN
1	G	264	GLN
1	G	353	ASN
1	G	413	GLN
1	G	439	ASN
1	H	33	ASN
1	H	80	ASN
1	H	116	ASN
1	H	148	HIS
1	H	180	HIS
1	H	220	ASN
1	H	264	GLN
1	H	282	ASN
1	H	413	GLN
1	H	439	ASN

*Continued on next page...*

*Continued from previous page...*

<b>Mol</b>	<b>Chain</b>	<b>Res</b>	<b>Type</b>
1	I	80	ASN
1	I	115	GLN
1	I	168	ASN
1	I	220	ASN
1	I	226	ASN
1	I	264	GLN
1	I	282	ASN
1	I	370	ASN
1	I	382	ASN
1	I	413	GLN
1	I	439	ASN
1	I	464	ASN
1	J	80	ASN
1	J	116	ASN
1	J	220	ASN
1	J	226	ASN
1	J	264	GLN
1	J	282	ASN
1	J	413	GLN
1	J	439	ASN
1	K	20	GLN
1	K	80	ASN
1	K	115	GLN
1	K	116	ASN
1	K	130	HIS
1	K	220	ASN
1	K	264	GLN
1	K	413	GLN
1	K	439	ASN
1	K	464	ASN
1	K	465	ASN
1	L	11	ASN
1	L	80	ASN
1	L	116	ASN
1	L	220	ASN
1	L	264	GLN
1	L	282	ASN
1	L	413	GLN
1	L	439	ASN
1	L	465	ASN
1	M	80	ASN
1	M	115	GLN

*Continued on next page...*

*Continued from previous page...*

<b>Mol</b>	<b>Chain</b>	<b>Res</b>	<b>Type</b>
1	M	220	ASN
1	M	264	GLN
1	M	335	ASN
1	M	413	GLN
1	M	439	ASN
1	M	465	ASN
1	N	80	ASN
1	N	148	HIS
1	N	220	ASN
1	N	226	ASN
1	N	264	GLN
1	N	370	ASN
1	N	413	GLN
1	N	439	ASN
1	O	80	ASN
1	O	115	GLN
1	O	116	ASN
1	O	180	HIS
1	O	220	ASN
1	O	264	GLN
1	O	282	ASN
1	O	413	GLN
1	O	465	ASN
1	P	80	ASN
1	P	115	GLN
1	P	116	ASN
1	P	148	HIS
1	P	264	GLN
1	P	312	ASN
1	P	413	GLN
1	Q	80	ASN
1	Q	116	ASN
1	Q	148	HIS
1	Q	219	HIS
1	Q	220	ASN
1	Q	264	GLN
1	Q	282	ASN
1	Q	413	GLN
1	Q	439	ASN
1	Q	464	ASN
1	R	11	ASN
1	R	80	ASN

*Continued on next page...*

*Continued from previous page...*

<b>Mol</b>	<b>Chain</b>	<b>Res</b>	<b>Type</b>
1	R	215	GLN
1	R	220	ASN
1	R	264	GLN
1	R	413	GLN
1	R	439	ASN
1	R	464	ASN
1	S	80	ASN
1	S	115	GLN
1	S	116	ASN
1	S	220	ASN
1	S	264	GLN
1	S	413	GLN
1	S	439	ASN
1	S	464	ASN
1	T	11	ASN
1	T	33	ASN
1	T	80	ASN
1	T	115	GLN
1	T	116	ASN
1	T	148	HIS
1	T	220	ASN
1	T	226	ASN
1	T	264	GLN
1	T	282	ASN
1	T	382	ASN
1	T	413	GLN
1	T	439	ASN
1	T	464	ASN
1	T	465	ASN
1	U	80	ASN
1	U	115	GLN
1	U	116	ASN
1	U	130	HIS
1	U	220	ASN
1	U	264	GLN
1	U	282	ASN
1	U	413	GLN
1	U	439	ASN
1	V	20	GLN
1	V	33	ASN
1	V	80	ASN
1	V	116	ASN

*Continued on next page...*

*Continued from previous page...*

Mol	Chain	Res	Type
1	V	180	HIS
1	V	219	HIS
1	V	264	GLN
1	V	282	ASN
1	V	413	GLN
1	V	439	ASN
1	V	464	ASN
1	V	465	ASN
1	W	80	ASN
1	W	116	ASN
1	W	220	ASN
1	W	264	GLN
1	W	282	ASN
1	W	413	GLN
1	W	439	ASN
1	W	464	ASN
1	W	465	ASN
1	X	11	ASN
1	X	80	ASN
1	X	115	GLN
1	X	116	ASN
1	X	220	ASN
1	X	264	GLN
1	X	353	ASN
1	X	402	ASN
1	X	413	GLN
1	X	439	ASN
1	X	464	ASN

### 5.3.3 RNA [i](#)

There are no RNA molecules in this entry.

### 5.4 Non-standard residues in protein, DNA, RNA chains [i](#)

There are no non-standard protein/DNA/RNA residues in this entry.

### 5.5 Carbohydrates [i](#)

There are no monosaccharides in this entry.



## 5.6 Ligand geometry [i](#)

Of 48 ligands modelled in this entry, 48 are monoatomic - leaving 0 for Mogul analysis.

There are no bond length outliers.

There are no bond angle outliers.

There are no chirality outliers.

There are no torsion outliers.

There are no ring outliers.

No monomer is involved in short contacts.

## 5.7 Other polymers [i](#)

There are no such residues in this entry.

## 5.8 Polymer linkage issues [i](#)

There are no chain breaks in this entry.

## 6 Fit of model and data i

### 6.1 Protein, DNA and RNA chains i

In the following table, the column labelled ‘#RSRZ > 2’ contains the number (and percentage) of RSRZ outliers, followed by percent RSRZ outliers for the chain as percentile scores relative to all X-ray entries and entries of similar resolution. The OWAB column contains the minimum, median, 95<sup>th</sup> percentile and maximum values of the occupancy-weighted average B-factor per residue. The column labelled ‘Q < 0.9’ lists the number of (and percentage) of residues with an average occupancy less than 0.9.

Mol	Chain	Analysed	<RSRZ>	#RSRZ>2	OWAB(Å <sup>2</sup> )	Q<0.9
1	A	455/461 (98%)	-0.50	3 (0%) 87 81	4, 27, 72, 106	0
1	B	455/461 (98%)	-0.46	0 100 100	3, 27, 73, 106	0
1	C	455/461 (98%)	-0.45	3 (0%) 87 81	3, 27, 73, 105	0
1	D	455/461 (98%)	-0.47	2 (0%) 92 89	4, 26, 72, 107	0
1	E	455/461 (98%)	-0.43	4 (0%) 84 75	3, 26, 72, 104	0
1	F	455/461 (98%)	-0.44	2 (0%) 92 89	4, 27, 72, 105	0
1	G	455/461 (98%)	-0.46	1 (0%) 95 94	3, 26, 73, 105	0
1	H	455/461 (98%)	-0.44	4 (0%) 84 75	3, 26, 72, 106	0
1	I	455/461 (98%)	-0.48	6 (1%) 77 65	3, 27, 72, 108	0
1	J	455/461 (98%)	-0.48	3 (0%) 87 81	3, 26, 72, 103	0
1	K	455/461 (98%)	-0.44	3 (0%) 87 81	3, 26, 72, 105	0
1	L	455/461 (98%)	-0.47	3 (0%) 87 81	4, 26, 72, 101	0
1	M	455/461 (98%)	-0.45	3 (0%) 87 81	4, 26, 74, 106	0
1	N	455/461 (98%)	-0.45	5 (1%) 80 69	4, 27, 74, 106	0
1	O	455/461 (98%)	-0.45	0 100 100	4, 27, 73, 103	0
1	P	455/461 (98%)	-0.48	2 (0%) 92 89	3, 27, 74, 103	0
1	Q	455/461 (98%)	-0.45	1 (0%) 95 94	2, 27, 72, 104	0
1	R	455/461 (98%)	-0.45	3 (0%) 87 81	4, 27, 73, 107	0
1	S	455/461 (98%)	-0.46	5 (1%) 80 69	3, 27, 73, 102	0
1	T	455/461 (98%)	-0.46	3 (0%) 87 81	2, 27, 73, 104	0
1	U	455/461 (98%)	-0.46	2 (0%) 92 89	4, 26, 73, 102	0
1	V	455/461 (98%)	-0.44	3 (0%) 87 81	2, 26, 72, 104	0
1	W	455/461 (98%)	-0.46	3 (0%) 87 81	4, 26, 73, 104	0
1	X	455/461 (98%)	-0.46	3 (0%) 87 81	5, 26, 72, 105	0

*Continued on next page...*

*Continued from previous page...*

Mol	Chain	Analysed	<RSRZ>	#RSRZ>2	OWAB(Å <sup>2</sup> )	Q<0.9
All	All	10920/11064 (98%)	-0.46	67 (0%) 89 83	2, 27, 73, 108	0

All (67) RSRZ outliers are listed below:

Mol	Chain	Res	Type	RSRZ
1	F	208	LEU	4.4
1	C	326	GLU	3.8
1	K	69	THR	3.8
1	T	69	THR	3.6
1	E	18	ASP	3.6
1	T	68	GLU	3.5
1	I	68	GLU	3.4
1	J	327	LEU	3.4
1	U	208	LEU	3.3
1	N	68	GLU	3.3
1	G	67	GLY	3.3
1	I	326	GLU	3.2
1	I	69	THR	3.2
1	R	208	LEU	3.1
1	L	67	GLY	3.1
1	M	208	LEU	3.1
1	W	465	ASN	3.1
1	F	209	LYS	3.1
1	P	68	GLU	3.1
1	E	325	ASP	3.1
1	N	326	GLU	3.0
1	X	208	LEU	3.0
1	E	66	LYS	2.9
1	A	209	LYS	2.9
1	E	208	LEU	2.9
1	J	208	LEU	2.9
1	V	67	GLY	2.8
1	H	208	LEU	2.8
1	X	67	GLY	2.8
1	S	5	LEU	2.8
1	P	208	LEU	2.7
1	A	208	LEU	2.7
1	U	327	LEU	2.7
1	T	326	GLU	2.7
1	Q	67	GLY	2.6
1	S	18	ASP	2.6
1	R	326	GLU	2.5

*Continued on next page...*

*Continued from previous page...*

Mol	Chain	Res	Type	RSRZ
1	X	53	GLU	2.5
1	D	208	LEU	2.5
1	C	212	GLU	2.5
1	W	208	LEU	2.4
1	I	208	LEU	2.4
1	S	66	LYS	2.4
1	V	208	LEU	2.4
1	K	326	GLU	2.4
1	H	66	LYS	2.4
1	L	209	LYS	2.4
1	R	327	LEU	2.3
1	I	212	GLU	2.3
1	N	209	LYS	2.3
1	M	69	THR	2.3
1	H	380	GLY	2.2
1	N	53	GLU	2.2
1	H	69	THR	2.2
1	L	208	LEU	2.2
1	S	68	GLU	2.2
1	K	208	LEU	2.2
1	W	68	GLU	2.2
1	M	53	GLU	2.2
1	V	209	LYS	2.1
1	N	208	LEU	2.1
1	C	211	GLY	2.1
1	J	68	GLU	2.1
1	D	67	GLY	2.0
1	A	326	GLU	2.0
1	I	61	GLU	2.0
1	S	208	LEU	2.0

## 6.2 Non-standard residues in protein, DNA, RNA chains [i](#)

There are no non-standard protein/DNA/RNA residues in this entry.

## 6.3 Carbohydrates [i](#)

There are no monosaccharides in this entry.

## 6.4 Ligands i

In the following table, the Atoms column lists the number of modelled atoms in the group and the number defined in the chemical component dictionary. The B-factors column lists the minimum, median, 95<sup>th</sup> percentile and maximum values of B factors of atoms in the group. The column labelled 'Q< 0.9' lists the number of atoms with occupancy less than 0.9.

Mol	Type	Chain	Res	Atoms	RSCC	RSR	B-factors(Å <sup>2</sup> )	Q<0.9
2	MN	W	6045	1/1	0.82	0.12	31,31,31,31	0
2	MN	R	6035	1/1	0.91	0.16	35,35,35,35	0
2	MN	O	6030	1/1	0.91	0.12	28,28,28,28	0
2	MN	A	6001	1/1	0.92	0.09	31,31,31,31	0
2	MN	N	6027	1/1	0.93	0.09	39,39,39,39	0
2	MN	C	6005	1/1	0.94	0.10	44,44,44,44	0
2	MN	E	6009	1/1	0.94	0.14	35,35,35,35	0
2	MN	Q	6033	1/1	0.94	0.10	25,25,25,25	0
2	MN	F	6011	1/1	0.94	0.15	21,21,21,21	0
2	MN	L	6023	1/1	0.94	0.10	25,25,25,25	0
2	MN	P	6032	1/1	0.95	0.08	22,22,22,22	0
2	MN	U	6041	1/1	0.95	0.09	29,29,29,29	0
2	MN	D	6008	1/1	0.95	0.09	16,16,16,16	0
2	MN	T	6040	1/1	0.96	0.08	8,8,8,8	0
2	MN	K	6022	1/1	0.96	0.07	16,16,16,16	0
2	MN	S	6037	1/1	0.96	0.19	26,26,26,26	0
2	MN	I	6017	1/1	0.97	0.05	43,43,43,43	0
2	MN	B	6003	1/1	0.97	0.15	31,31,31,31	0
2	MN	T	6039	1/1	0.97	0.06	21,21,21,21	0
2	MN	P	6031	1/1	0.97	0.11	33,33,33,33	0
2	MN	G	6013	1/1	0.97	0.11	40,40,40,40	0
2	MN	V	6043	1/1	0.97	0.07	11,11,11,11	0
2	MN	M	6025	1/1	0.97	0.11	29,29,29,29	0
2	MN	X	6047	1/1	0.97	0.09	30,30,30,30	0
2	MN	H	6016	1/1	0.98	0.09	4,4,4,4	0
2	MN	C	6006	1/1	0.98	0.07	6,6,6,6	0
2	MN	J	6019	1/1	0.98	0.11	14,14,14,14	0
2	MN	J	6020	1/1	0.98	0.11	8,8,8,8	0
2	MN	R	6036	1/1	0.98	0.09	2,2,2,2	0
2	MN	K	6021	1/1	0.98	0.10	20,20,20,20	0
2	MN	S	6038	1/1	0.98	0.10	0,0,0,0	0
2	MN	E	6010	1/1	0.98	0.10	12,12,12,12	0
2	MN	D	6007	1/1	0.98	0.07	0,0,0,0	0
2	MN	L	6024	1/1	0.98	0.11	34,34,34,34	0
2	MN	F	6012	1/1	0.98	0.07	1,1,1,1	0
2	MN	A	6002	1/1	0.98	0.04	1,1,1,1	0
2	MN	H	6015	1/1	0.98	0.11	16,16,16,16	0

*Continued on next page...*

*Continued from previous page...*

Mol	Type	Chain	Res	Atoms	RSCC	RSR	B-factors( $\text{\AA}^2$ )	Q<0.9
2	MN	G	6014	1/1	0.99	0.06	5,5,5,5	0
2	MN	M	6026	1/1	0.99	0.05	15,15,15,15	0
2	MN	B	6004	1/1	0.99	0.07	7,7,7,7	0
2	MN	Q	6034	1/1	0.99	0.11	38,38,38,38	0
2	MN	U	6042	1/1	0.99	0.07	9,9,9,9	0
2	MN	N	6028	1/1	0.99	0.10	12,12,12,12	0
2	MN	V	6044	1/1	0.99	0.03	0,0,0,0	0
2	MN	O	6029	1/1	0.99	0.05	14,14,14,14	0
2	MN	W	6046	1/1	0.99	0.07	0,0,0,0	0
2	MN	I	6018	1/1	0.99	0.06	15,15,15,15	0
2	MN	X	6048	1/1	0.99	0.08	0,0,0,0	0

## 6.5 Other polymers [\(i\)](#)

There are no such residues in this entry.