



Full wwPDB EM Validation Report ⓘ

Nov 20, 2022 – 02:24 pm GMT

PDB ID : 1GR5
EMDB ID : EMD-1042
Title : Solution Structure of apo GroEL by Cryo-Electron microscopy
Authors : Ranson, N.A.; Farr, G.W.; Roseman, A.M.; Gowen, B.; Fenton, W.A.; Horwich, A.L.; Saibil, H.R.
Deposited on : 2001-12-14
Resolution : 7.90 Å(reported)
Based on initial model : 1DER

This is a Full wwPDB EM Validation Report for a publicly released PDB entry.

We welcome your comments at validation@mail.wwpdb.org

A user guide is available at

<https://www.wwpdb.org/validation/2017/EMValidationReportHelp>

with specific help available everywhere you see the ⓘ symbol.

The types of validation reports are described at

<http://www.wwpdb.org/validation/2017/FAQs#types>.

The following versions of software and data (see [references ⓘ](#)) were used in the production of this report:

EMDB validation analysis : 0.0.1.dev43
MolProbity : 4.02b-467
Percentile statistics : 20191225.v01 (using entries in the PDB archive December 25th 2019)
MapQ : 1.9.9
Ideal geometry (proteins) : Engh & Huber (2001)
Ideal geometry (DNA, RNA) : Parkinson et al. (1996)
Validation Pipeline (wwPDB-VP) : 2.31.2

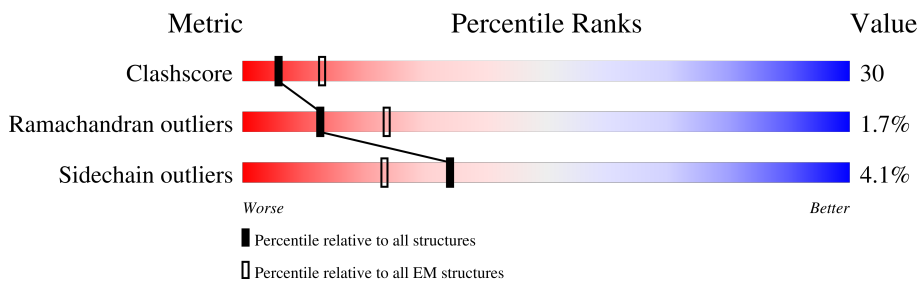
1 Overall quality at a glance i

The following experimental techniques were used to determine the structure:

ELECTRON MICROSCOPY

The reported resolution of this entry is 7.90 Å.

Percentile scores (ranging between 0-100) for global validation metrics of the entry are shown in the following graphic. The table shows the number of entries on which the scores are based.



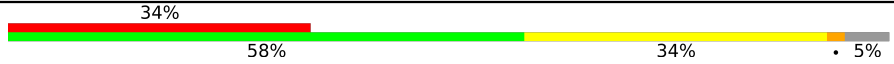



Metric	Whole archive (#Entries)	EM structures (#Entries)
Clashscore	158937	4297
Ramachandran outliers	154571	4023
Sidechain outliers	154315	3826

The table below summarises the geometric issues observed across the polymeric chains and their fit to the map. The red, orange, yellow and green segments of the bar indicate the fraction of residues that contain outliers for ≥ 3 , 2, 1 and 0 types of geometric quality criteria respectively. A grey segment represents the fraction of residues that are not modelled. The numeric value for each fraction is indicated below the corresponding segment, with a dot representing fractions $\leq 5\%$. The upper red bar (where present) indicates the fraction of residues that have poor fit to the EM map (all-atom inclusion $< 40\%$). The numeric value is given above the bar.

Mol	Chain	Length	Quality of chain
1	A	547	<p>31% (Poor fit), 59% (0 outliers), 33% (1 outlier), 5% (2 outliers), 5% (3+ outliers)</p>
1	B	547	<p>32% (Poor fit), 60% (0 outliers), 33% (1 outlier), 5% (2 outliers), 5% (3+ outliers)</p>
1	C	547	<p>31% (Poor fit), 61% (0 outliers), 32% (1 outlier), 5% (2 outliers), 5% (3+ outliers)</p>
1	D	547	<p>31% (Poor fit), 60% (0 outliers), 33% (1 outlier), 5% (2 outliers), 5% (3+ outliers)</p>
1	E	547	<p>31% (Poor fit), 60% (0 outliers), 33% (1 outlier), 5% (2 outliers), 5% (3+ outliers)</p>
1	F	547	<p>31% (Poor fit), 60% (0 outliers), 33% (1 outlier), 5% (2 outliers), 5% (3+ outliers)</p>
1	G	547	<p>31% (Poor fit), 60% (0 outliers), 33% (1 outlier), 5% (2 outliers), 5% (3+ outliers)</p>
1	H	547	<p>35% (Poor fit), 59% (0 outliers), 34% (1 outlier), 5% (2 outliers), 5% (3+ outliers)</p>

Continued on next page...

Continued from previous page...

Mol	Chain	Length	Quality of chain
1	I	547	
1	J	547	
1	K	547	
1	L	547	
1	M	547	
1	N	547	

2 Entry composition i

There is only 1 type of molecule in this entry. The entry contains 52668 atoms, of which 0 are hydrogens and 0 are deuteriums.

In the tables below, the AltConf column contains the number of residues with at least one atom in alternate conformation and the Trace column contains the number of residues modelled with at most 2 atoms.

- Molecule 1 is a protein called 60 KDA CHAPERONIN.

Mol	Chain	Residues	Atoms					AltConf	Trace
			Total	C	N	O	S		
1	A	517	3762	2372	614	757	19	0	0
1	B	517	3762	2372	614	757	19	0	0
1	C	517	3762	2372	614	757	19	0	0
1	D	517	3762	2372	614	757	19	0	0
1	E	517	3762	2372	614	757	19	0	0
1	F	517	3762	2372	614	757	19	0	0
1	G	517	3762	2372	614	757	19	0	0
1	H	517	3762	2372	614	757	19	0	0
1	I	517	3762	2372	614	757	19	0	0
1	J	517	3762	2372	614	757	19	0	0
1	K	517	3762	2372	614	757	19	0	0
1	L	517	3762	2372	614	757	19	0	0
1	M	517	3762	2372	614	757	19	0	0
1	N	517	3762	2372	614	757	19	0	0

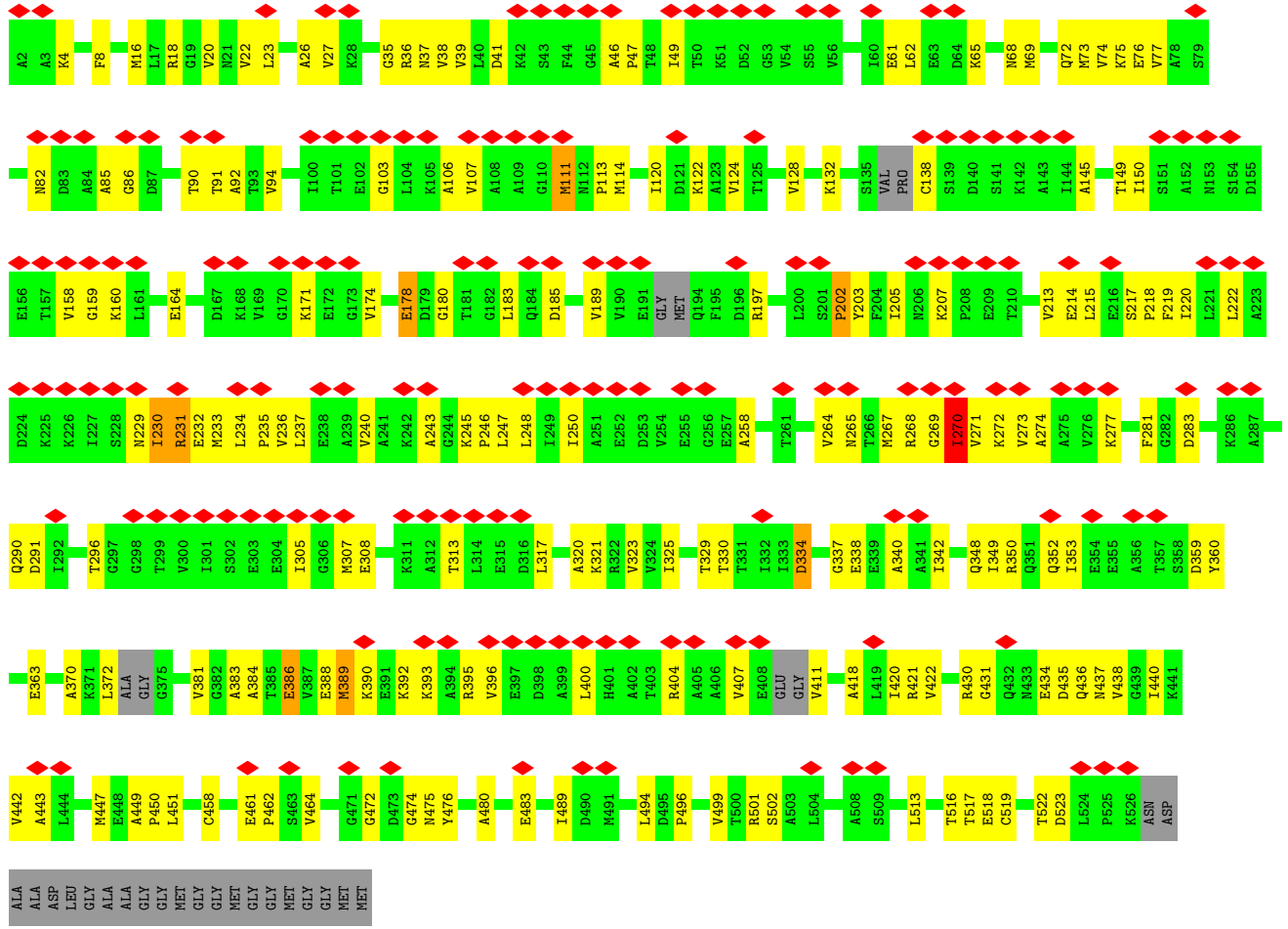
There are 28 discrepancies between the modelled and reference sequences:

Chain	Residue	Modelled	Actual	Comment	Reference
A	13	GLY	ARG	engineered mutation	UNP P0A6F6
A	126	VAL	ALA	engineered mutation	UNP P0A6F6

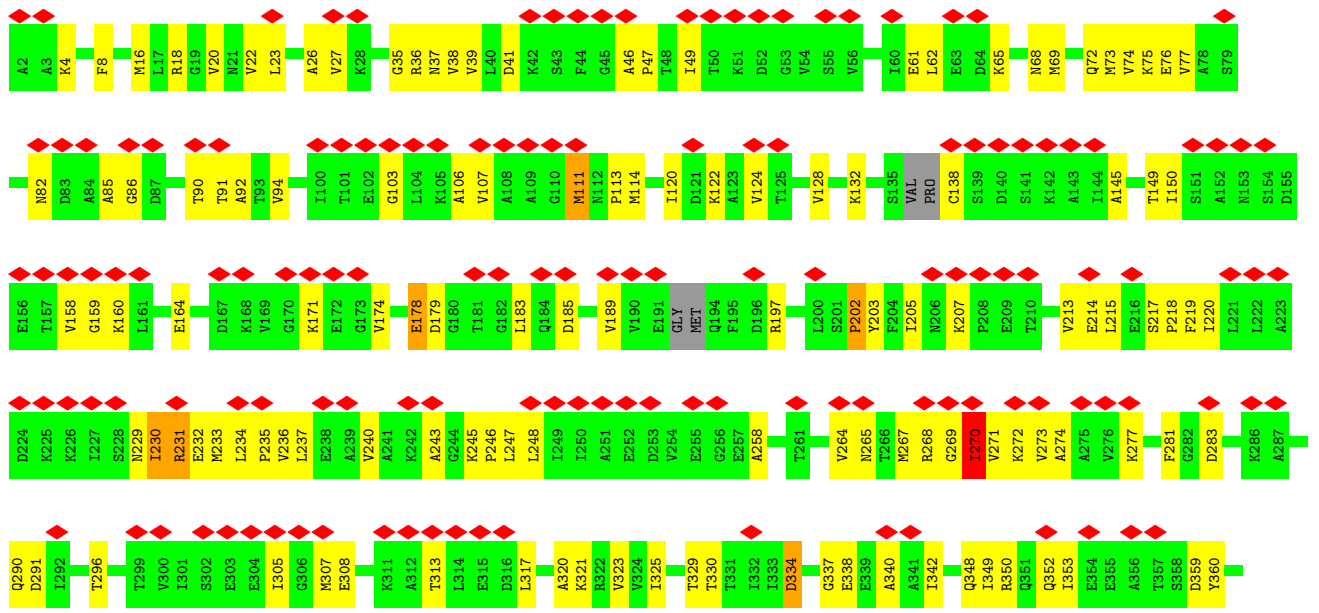
Continued on next page...

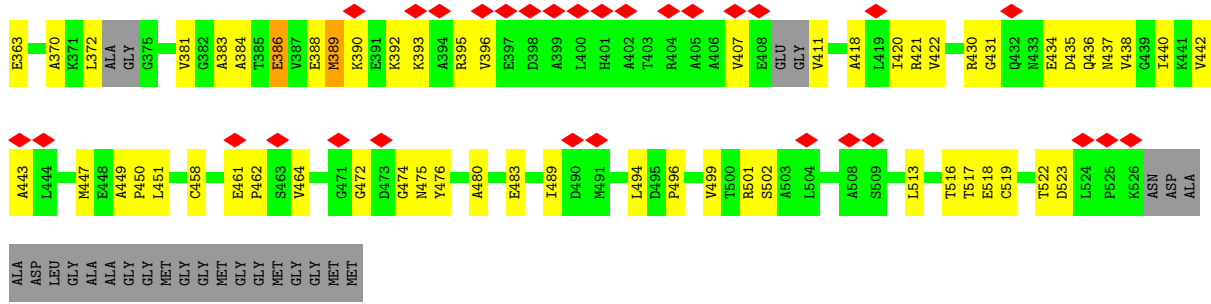
Continued from previous page...

Chain	Residue	Modelled	Actual	Comment	Reference
B	13	GLY	ARG	engineered mutation	UNP P0A6F6
B	126	VAL	ALA	engineered mutation	UNP P0A6F6
C	13	GLY	ARG	engineered mutation	UNP P0A6F6
C	126	VAL	ALA	engineered mutation	UNP P0A6F6
D	13	GLY	ARG	engineered mutation	UNP P0A6F6
D	126	VAL	ALA	engineered mutation	UNP P0A6F6
E	13	GLY	ARG	engineered mutation	UNP P0A6F6
E	126	VAL	ALA	engineered mutation	UNP P0A6F6
F	13	GLY	ARG	engineered mutation	UNP P0A6F6
F	126	VAL	ALA	engineered mutation	UNP P0A6F6
G	13	GLY	ARG	engineered mutation	UNP P0A6F6
G	126	VAL	ALA	engineered mutation	UNP P0A6F6
H	13	GLY	ARG	engineered mutation	UNP P0A6F6
H	126	VAL	ALA	engineered mutation	UNP P0A6F6
I	13	GLY	ARG	engineered mutation	UNP P0A6F6
I	126	VAL	ALA	engineered mutation	UNP P0A6F6
J	13	GLY	ARG	engineered mutation	UNP P0A6F6
J	126	VAL	ALA	engineered mutation	UNP P0A6F6
K	13	GLY	ARG	engineered mutation	UNP P0A6F6
K	126	VAL	ALA	engineered mutation	UNP P0A6F6
L	13	GLY	ARG	engineered mutation	UNP P0A6F6
L	126	VAL	ALA	engineered mutation	UNP P0A6F6
M	13	GLY	ARG	engineered mutation	UNP P0A6F6
M	126	VAL	ALA	engineered mutation	UNP P0A6F6
N	13	GLY	ARG	engineered mutation	UNP P0A6F6
N	126	VAL	ALA	engineered mutation	UNP P0A6F6

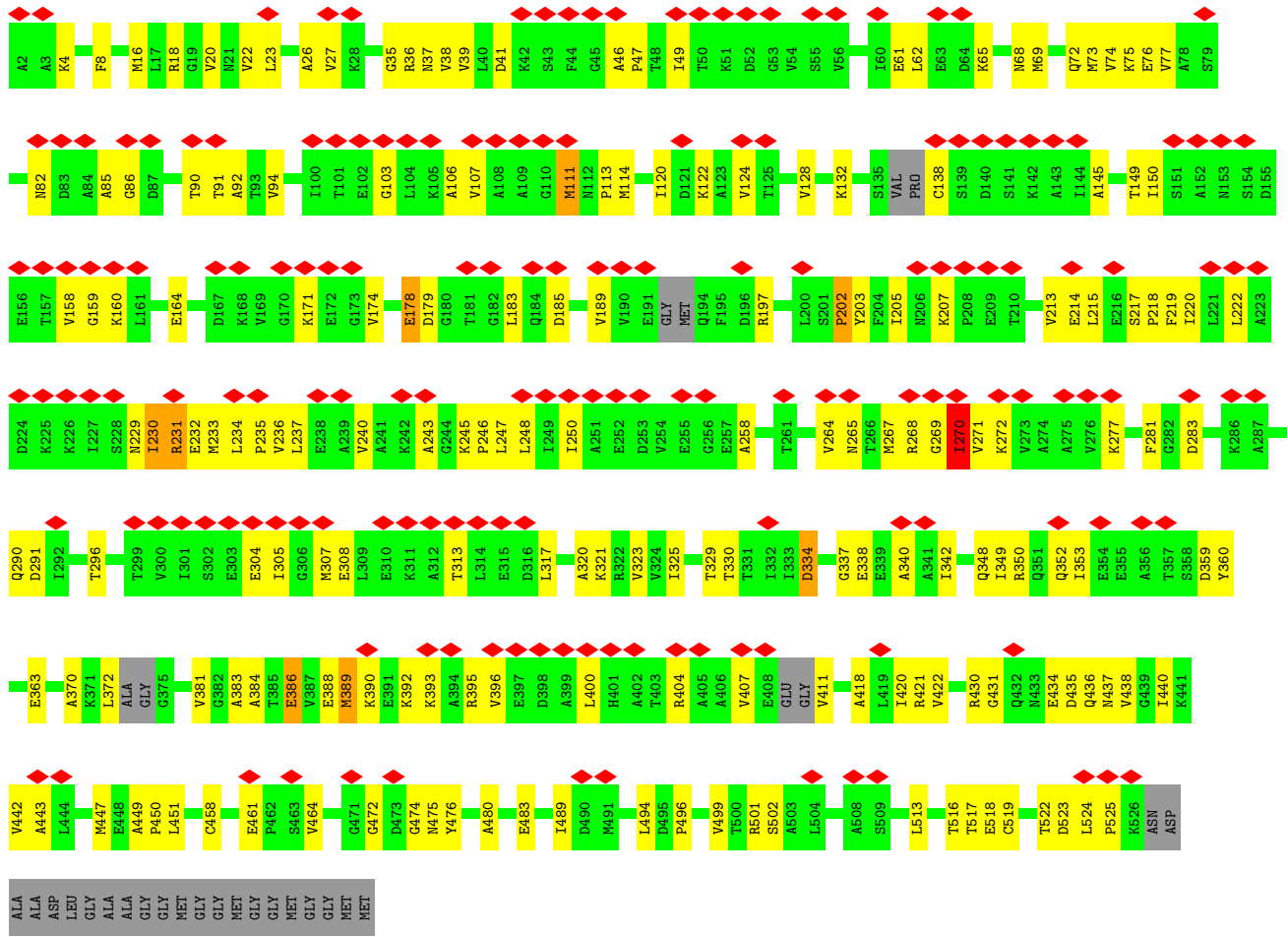


• Molecule 1: 60 KDA CHAPERONIN






• Molecule 1: 60 KDA CHAPERONIN

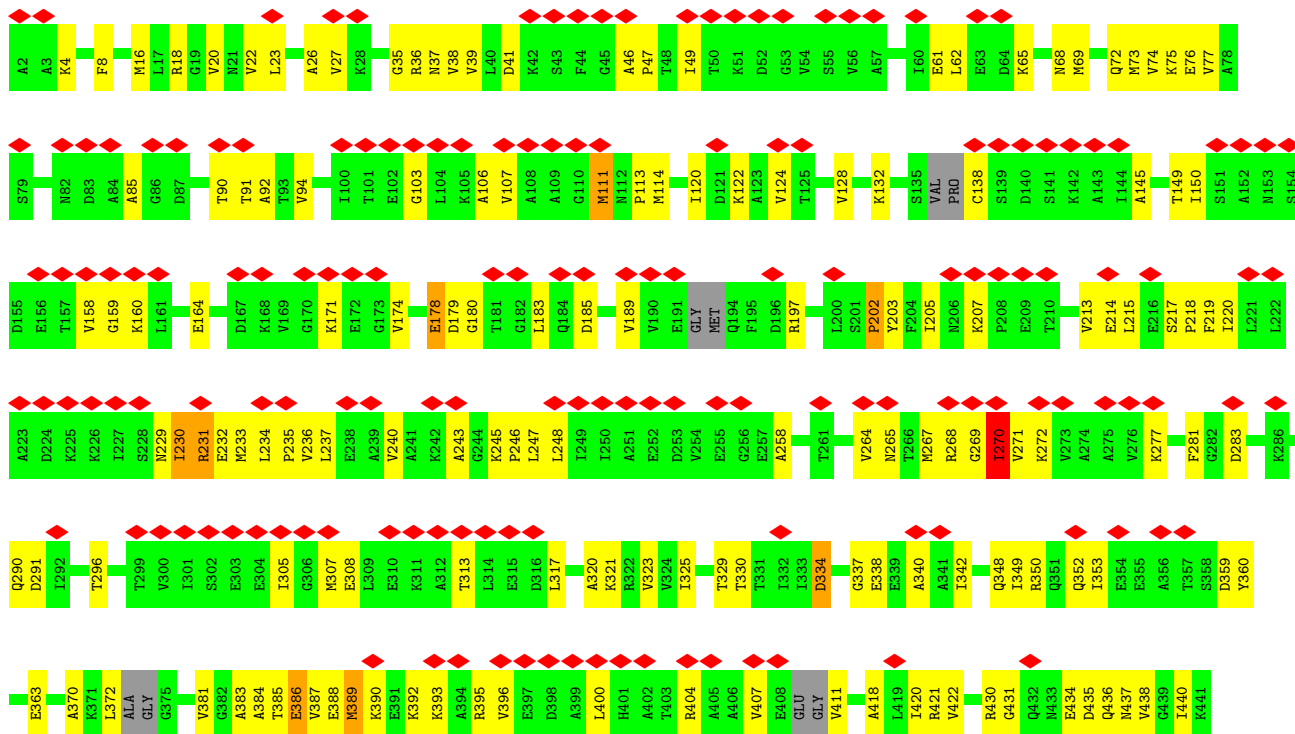


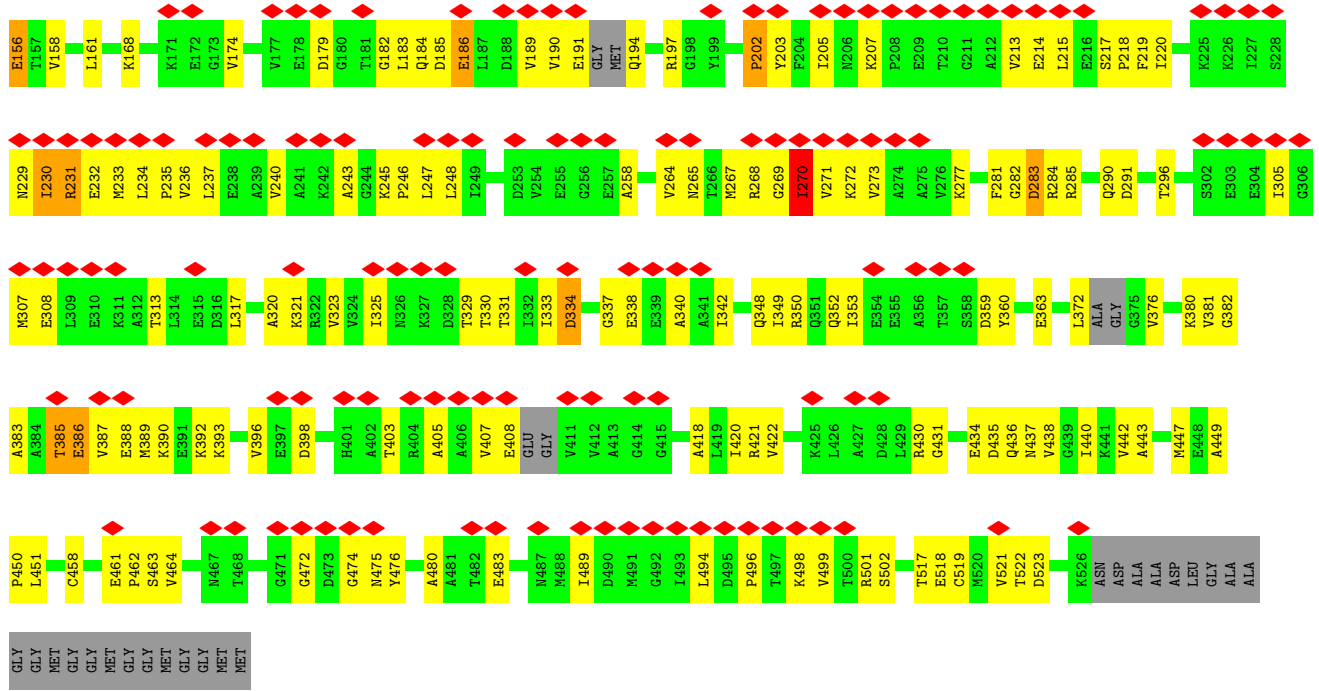
• Molecule 1: 60 KDA CHAPERONIN






• Molecule 1: 60 KDA CHAPERONIN



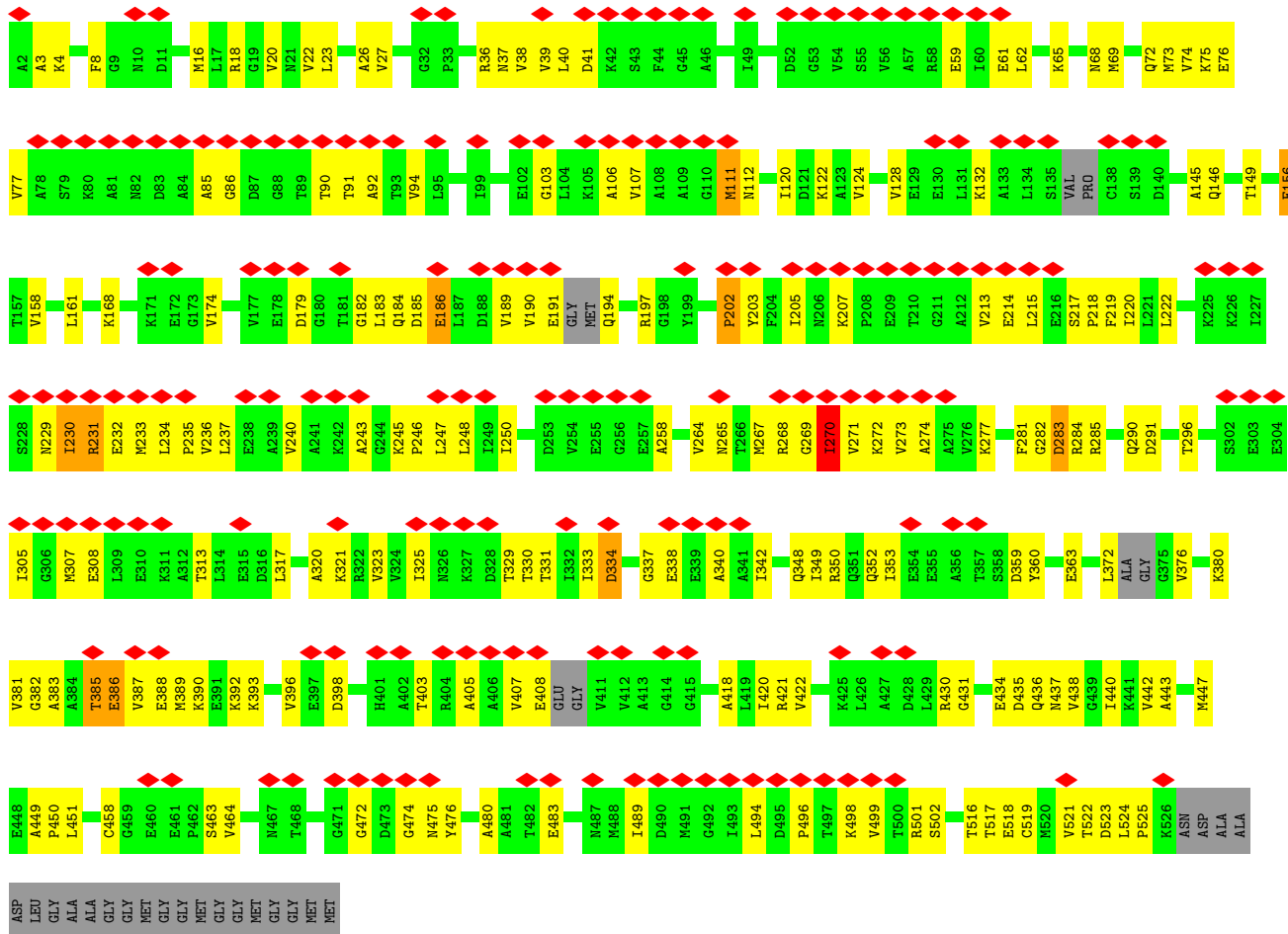


• Molecule 1: 60 KDA CHAPERONIN

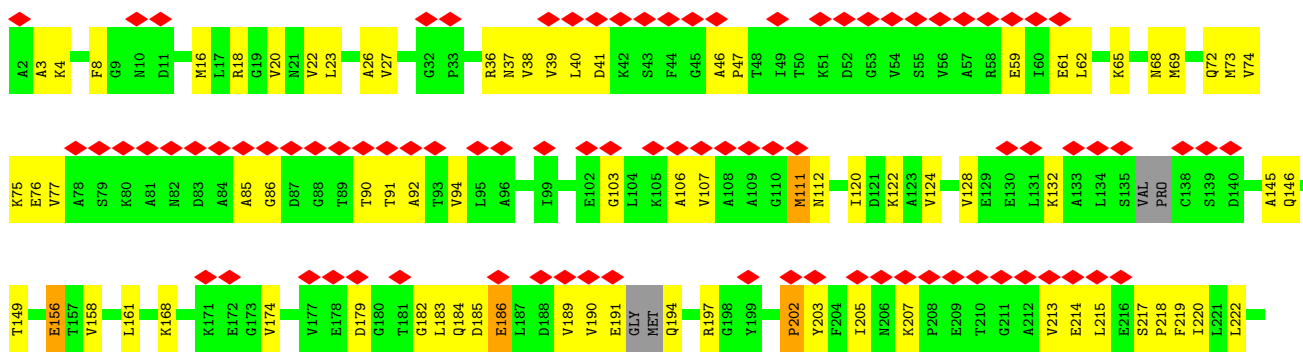


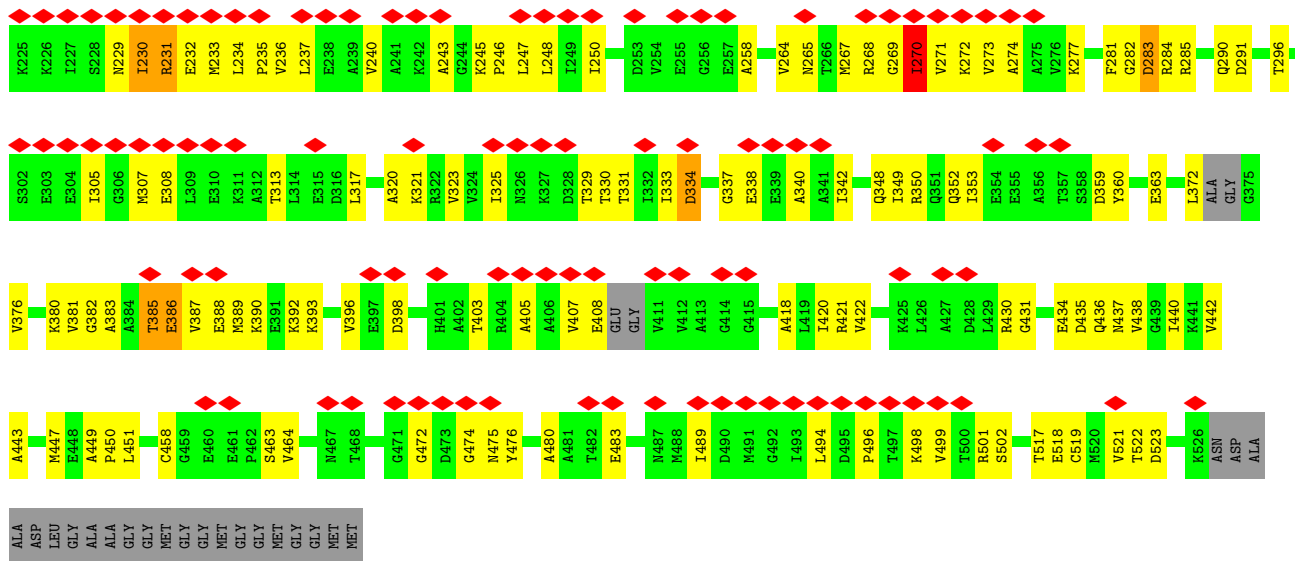
ALA
ASP
LEU
GLY
GLY
ALA
ALA
ALA
GLY
GLY
MET
MET
GLY
GLY
MET
MET
MET

• Molecule 1: 60 KDA CHAPERONIN

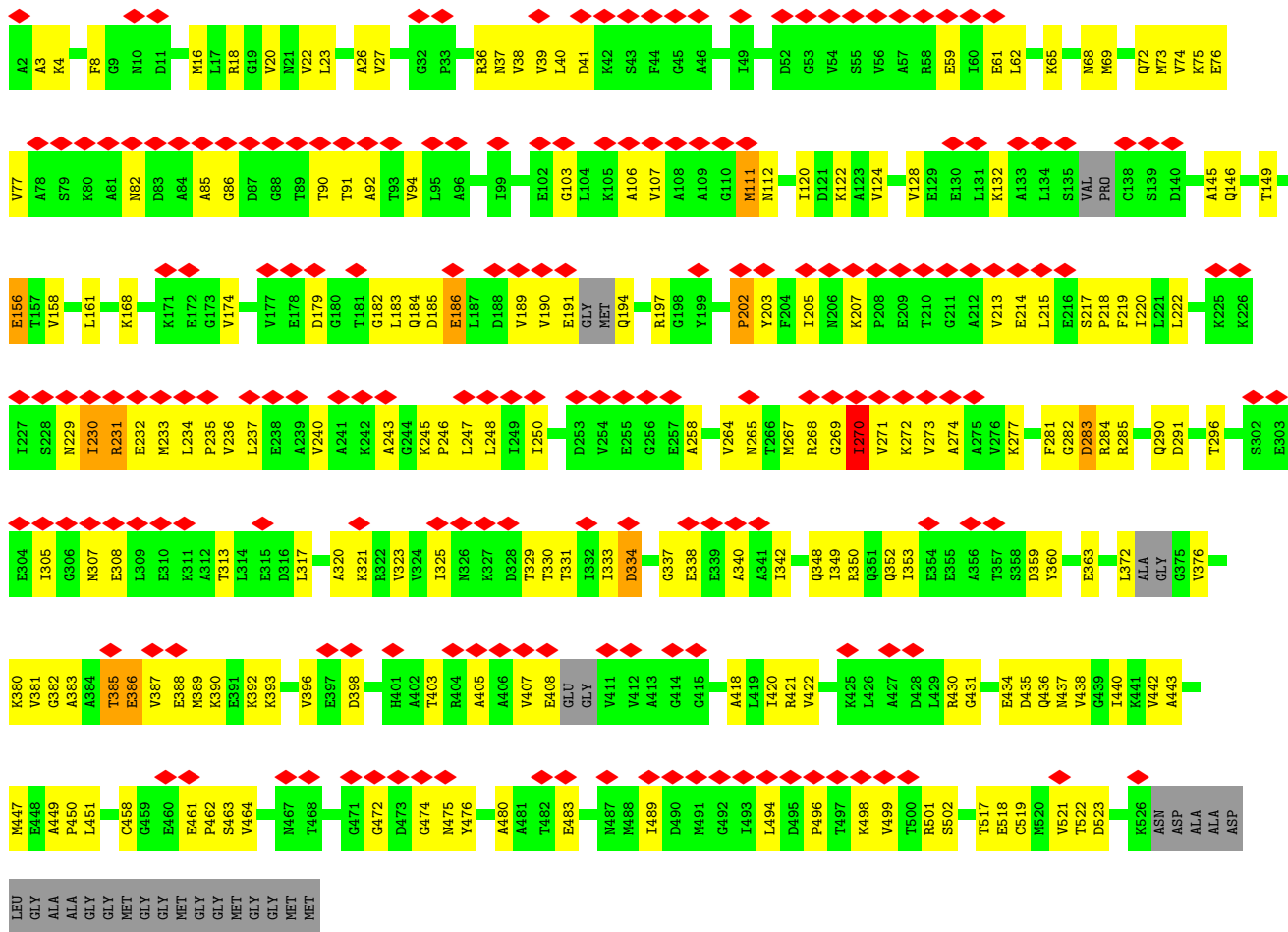


• Molecule 1: 60 KDA CHAPERONIN

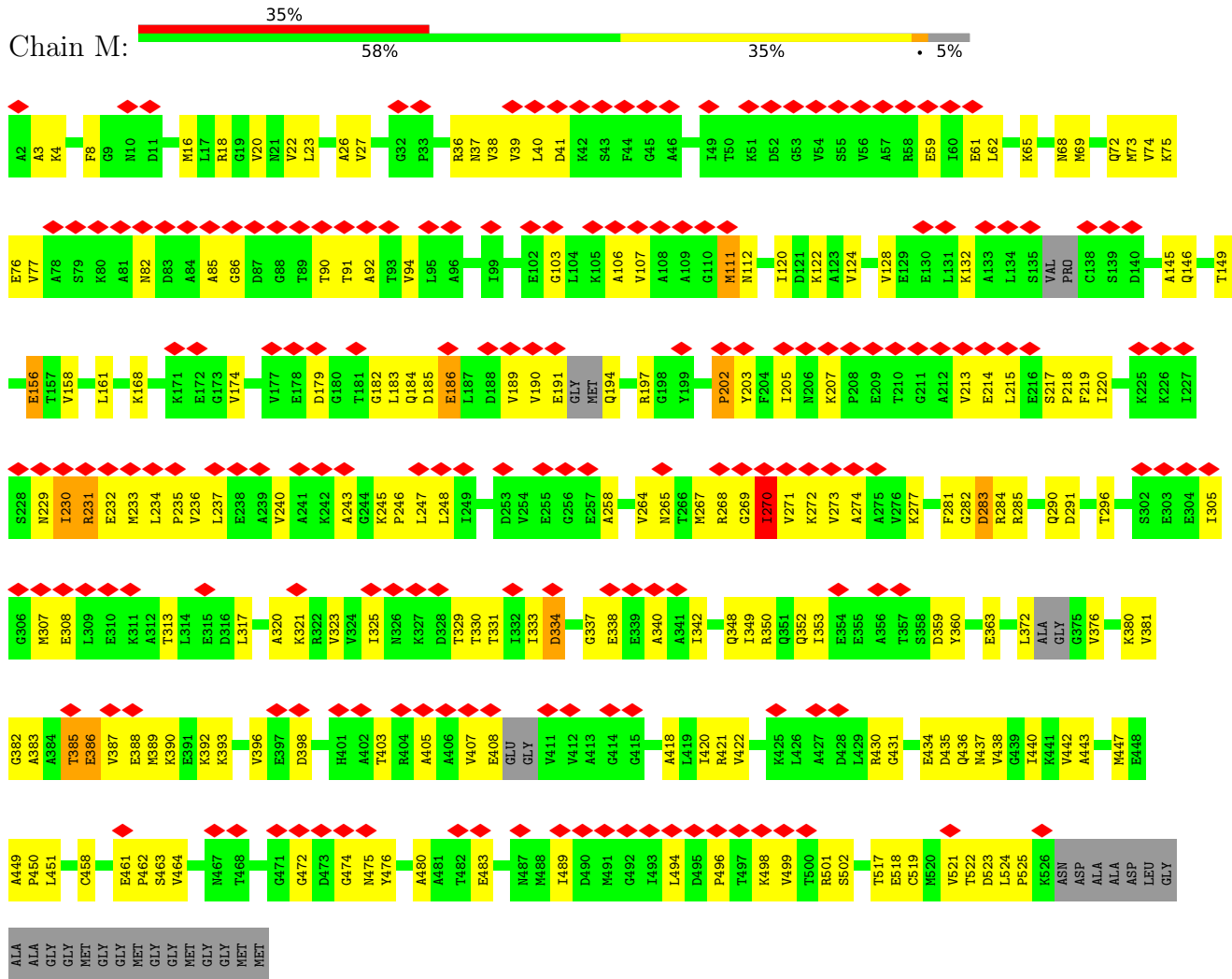


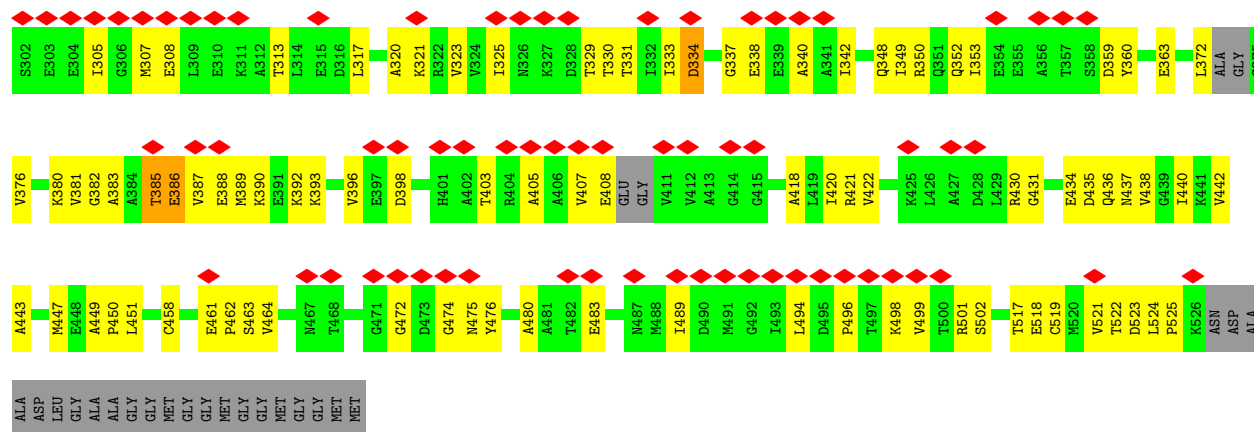


• Molecule 1: 60 KDA CHAPERONIN



• Molecule 1: 60 KDA CHAPERONIN





4 Experimental information

Property	Value	Source
EM reconstruction method	SINGLE PARTICLE	Depositor
Imposed symmetry	POINT, D7	Depositor
Number of particles used	8728	Depositor
Resolution determination method	FSC 0.5 CUT-OFF	Depositor
CTF correction method	CLASS AVERAGES	Depositor
Microscope	FEI/PHILIPS CM200T	Depositor
Voltage (kV)	200	Depositor
Electron dose ($e^-/\text{\AA}^2$)	20	Depositor
Minimum defocus (nm)	800	Depositor
Maximum defocus (nm)	1900	Depositor
Magnification	40200	Depositor
Image detector	KODAK SO-163 FILM	Depositor
Maximum map value	0.646	Depositor
Minimum map value	-0.319	Depositor
Average map value	0.024	Depositor
Map value standard deviation	0.102	Depositor
Recommended contour level	0.285	Depositor
Map size (\AA)	222.69952, 222.69952, 222.69952	wwPDB
Map dimensions	128, 128, 128	wwPDB
Map angles ($^\circ$)	90.0, 90.0, 90.0	wwPDB
Pixel spacing (\AA)	1.73984, 1.73984, 1.73984	Depositor

5 Model quality i

5.1 Standard geometry i

The Z score for a bond length (or angle) is the number of standard deviations the observed value is removed from the expected value. A bond length (or angle) with $|Z| > 5$ is considered an outlier worth inspection. RMSZ is the root-mean-square of all Z scores of the bond lengths (or angles).

Mol	Chain	Bond lengths		Bond angles	
		RMSZ	# Z >5	RMSZ	# Z >5
1	A	1.43	1/3785 (0.0%)	0.56	1/5093 (0.0%)
1	B	1.43	1/3785 (0.0%)	0.56	1/5093 (0.0%)
1	C	1.43	1/3785 (0.0%)	0.56	1/5093 (0.0%)
1	D	1.43	1/3785 (0.0%)	0.56	1/5093 (0.0%)
1	E	1.43	1/3785 (0.0%)	0.56	1/5093 (0.0%)
1	F	1.43	1/3785 (0.0%)	0.56	1/5093 (0.0%)
1	G	1.43	1/3785 (0.0%)	0.56	1/5093 (0.0%)
1	H	0.27	0/3785	0.55	0/5093
1	I	0.27	0/3785	0.55	0/5093
1	J	0.27	0/3785	0.55	0/5093
1	K	0.27	0/3785	0.55	0/5093
1	L	0.27	0/3785	0.55	0/5093
1	M	0.27	0/3785	0.55	0/5093
1	N	0.27	0/3785	0.55	0/5093
All	All	1.03	7/52990 (0.0%)	0.55	7/71302 (0.0%)

All (7) bond length outliers are listed below:

Mol	Chain	Res	Type	Atoms	Z	Observed(Å)	Ideal(Å)
1	E	386	GLU	CB-CG	86.48	3.16	1.52
1	G	386	GLU	CB-CG	86.47	3.16	1.52
1	A	386	GLU	CB-CG	86.47	3.16	1.52
1	C	386	GLU	CB-CG	86.46	3.16	1.52
1	D	386	GLU	CB-CG	86.46	3.16	1.52
1	B	386	GLU	CB-CG	86.45	3.16	1.52
1	F	386	GLU	CB-CG	86.45	3.16	1.52

All (7) bond angle outliers are listed below:

Mol	Chain	Res	Type	Atoms	Z	Observed(°)	Ideal(°)
1	D	386	GLU	CA-CB-CG	7.43	129.74	113.40
1	F	386	GLU	CA-CB-CG	7.43	129.74	113.40
1	B	386	GLU	CA-CB-CG	7.42	129.73	113.40

Continued on next page...

Continued from previous page...

Mol	Chain	Res	Type	Atoms	Z	Observed(°)	Ideal(°)
1	A	386	GLU	CA-CB-CG	7.42	129.73	113.40
1	C	386	GLU	CA-CB-CG	7.42	129.72	113.40
1	G	386	GLU	CA-CB-CG	7.42	129.72	113.40
1	E	386	GLU	CA-CB-CG	7.41	129.70	113.40

There are no chirality outliers.

There are no planarity outliers.

5.2 Too-close contacts [i](#)

In the following table, the Non-H and H(model) columns list the number of non-hydrogen atoms and hydrogen atoms in the chain respectively. The H(added) column lists the number of hydrogen atoms added and optimized by MolProbity. The Clashes column lists the number of clashes within the asymmetric unit, whereas Symm-Clashes lists symmetry-related clashes.

Mol	Chain	Non-H	H(model)	H(added)	Clashes	Symm-Clashes
1	A	3762	0	3841	341	0
1	B	3762	0	3841	339	0
1	C	3762	0	3841	342	0
1	D	3762	0	3841	338	0
1	E	3762	0	3841	339	0
1	F	3762	0	3841	338	0
1	G	3762	0	3841	340	0
1	H	3762	0	3837	317	0
1	I	3762	0	3837	318	0
1	J	3762	0	3837	318	0
1	K	3762	0	3837	314	0
1	L	3762	0	3837	319	0
1	M	3762	0	3837	326	0
1	N	3762	0	3837	321	0
All	All	52668	0	53746	3163	0

The all-atom clashscore is defined as the number of clashes found per 1000 atoms (including hydrogen atoms). The all-atom clashscore for this structure is 30.

All (3163) close contacts within the same asymmetric unit are listed below, sorted by their clash magnitude.

Atom-1	Atom-2	Interatomic distance (Å)	Clash overlap (Å)
1:C:47:PRO:CD	1:D:73:MET:HG2	1.20	1.64
1:D:47:PRO:CD	1:E:73:MET:HG2	1.20	1.63

Continued on next page...

Continued from previous page...

Atom-1	Atom-2	Interatomic distance (Å)	Clash overlap (Å)
1:A:150:ILE:CD1	1:A:411:VAL:HG11	1.15	1.62
1:B:150:ILE:CD1	1:B:411:VAL:HG11	1.15	1.62
1:B:47:PRO:CD	1:C:73:MET:HG2	1.20	1.62
1:E:47:PRO:CD	1:F:73:MET:HG2	1.20	1.59
1:G:150:ILE:CD1	1:G:411:VAL:HG11	1.16	1.59
1:C:150:ILE:CD1	1:C:411:VAL:HG11	1.15	1.59
1:A:47:PRO:CD	1:B:73:MET:HG2	1.20	1.58
1:A:73:MET:CG	1:G:47:PRO:HD2	1.33	1.58
1:F:47:PRO:HD2	1:G:73:MET:CG	1.33	1.58
1:F:47:PRO:CD	1:G:73:MET:HG2	1.20	1.57
1:A:73:MET:HG2	1:G:47:PRO:CD	1.20	1.56
1:F:150:ILE:CD1	1:F:411:VAL:HG11	1.15	1.56
1:D:150:ILE:CD1	1:D:411:VAL:HG11	1.15	1.55
1:A:47:PRO:HD2	1:B:73:MET:CG	1.33	1.55
1:E:47:PRO:HD2	1:F:73:MET:CG	1.33	1.55
1:E:150:ILE:CD1	1:E:411:VAL:HG11	1.15	1.55
1:D:47:PRO:HD2	1:E:73:MET:CG	1.33	1.54
1:B:47:PRO:HD2	1:C:73:MET:CG	1.33	1.54
1:A:46:ALA:HB2	1:B:76:GLU:CG	1.39	1.53
1:C:46:ALA:HB2	1:D:76:GLU:CG	1.39	1.53
1:A:37:ASN:HB2	1:B:516:THR:C	1.29	1.53
1:F:37:ASN:HB2	1:G:516:THR:C	1.29	1.52
1:C:47:PRO:HD2	1:D:73:MET:CG	1.33	1.52
1:E:46:ALA:HB2	1:F:76:GLU:CG	1.39	1.51
1:C:37:ASN:HB2	1:D:516:THR:C	1.29	1.50
1:D:37:ASN:HB2	1:E:516:THR:C	1.29	1.50
1:B:46:ALA:HB2	1:C:76:GLU:CG	1.39	1.49
1:A:76:GLU:CG	1:G:46:ALA:HB2	1.39	1.49
1:F:46:ALA:HB2	1:G:76:GLU:CG	1.39	1.49
1:D:46:ALA:HB2	1:E:76:GLU:CG	1.39	1.48
1:A:516:THR:C	1:G:37:ASN:HB2	1.29	1.48
1:B:46:ALA:CB	1:C:76:GLU:HG3	1.43	1.48
1:A:46:ALA:CB	1:B:76:GLU:HG3	1.43	1.48
1:C:46:ALA:CB	1:D:76:GLU:HG3	1.43	1.47
1:B:37:ASN:HB2	1:C:516:THR:C	1.29	1.47
1:L:386:GLU:CB	1:M:284:ARG:HE	1.05	1.46
1:A:76:GLU:HG3	1:G:46:ALA:CB	1.43	1.46
1:D:46:ALA:CB	1:E:76:GLU:HG3	1.43	1.46
1:E:37:ASN:HB2	1:F:516:THR:C	1.29	1.46
1:F:46:ALA:CB	1:G:76:GLU:HG3	1.43	1.46
1:J:386:GLU:CB	1:K:284:ARG:HE	1.05	1.45

Continued on next page...

Continued from previous page...

Atom-1	Atom-2	Interatomic distance (Å)	Clash overlap (Å)
1:E:46:ALA:CB	1:F:76:GLU:HG3	1.43	1.44
1:H:284:ARG:HE	1:N:386:GLU:CB	1.05	1.43
1:H:386:GLU:CB	1:I:284:ARG:HE	1.05	1.43
1:B:47:PRO:CD	1:C:73:MET:CG	1.89	1.43
1:C:386:GLU:CG	1:D:281:PHE:CE2	2.03	1.42
1:D:386:GLU:CG	1:E:281:PHE:CE2	2.03	1.42
1:E:386:GLU:CG	1:F:281:PHE:CE2	2.03	1.42
1:B:386:GLU:CG	1:C:281:PHE:CE2	2.03	1.42
1:C:47:PRO:CD	1:D:73:MET:CG	1.89	1.42
1:A:386:GLU:CG	1:B:281:PHE:CE2	2.03	1.41
1:D:47:PRO:CD	1:E:73:MET:CG	1.89	1.41
1:A:47:PRO:CD	1:B:73:MET:CG	1.89	1.40
1:A:281:PHE:CE2	1:G:386:GLU:CG	2.03	1.40
1:F:386:GLU:CG	1:G:281:PHE:CE2	2.03	1.39
1:M:386:GLU:CB	1:N:284:ARG:HE	1.05	1.38
1:E:47:PRO:CD	1:F:73:MET:CG	1.89	1.38
1:A:69:MET:HG2	1:G:41:ASP:OD1	1.20	1.36
1:I:386:GLU:CB	1:J:284:ARG:HE	1.05	1.36
1:K:386:GLU:CB	1:L:284:ARG:HE	1.05	1.36
1:A:41:ASP:CG	1:B:69:MET:HG2	1.46	1.35
1:F:47:PRO:CD	1:G:73:MET:CG	1.89	1.35
1:A:73:MET:CG	1:G:47:PRO:CD	1.89	1.35
1:A:69:MET:HG2	1:G:41:ASP:CG	1.46	1.35
1:E:41:ASP:OD1	1:F:69:MET:HG2	1.20	1.34
1:I:270:ILE:CG2	1:J:229:ASN:O	1.76	1.34
1:B:41:ASP:OD1	1:C:69:MET:HG2	1.20	1.33
1:J:270:ILE:CG2	1:K:229:ASN:O	1.76	1.33
1:B:41:ASP:CG	1:C:69:MET:HG2	1.46	1.33
1:H:270:ILE:CG2	1:I:229:ASN:O	1.76	1.33
1:H:229:ASN:O	1:N:270:ILE:CG2	1.76	1.32
1:K:270:ILE:CG2	1:L:229:ASN:O	1.76	1.32
1:C:41:ASP:CG	1:D:69:MET:HG2	1.46	1.32
1:F:41:ASP:CG	1:G:69:MET:HG2	1.46	1.32
1:L:270:ILE:CG2	1:M:229:ASN:O	1.76	1.32
1:A:516:THR:O	1:G:37:ASN:HB2	1.30	1.31
1:K:270:ILE:HG23	1:L:229:ASN:O	1.23	1.31
1:L:270:ILE:HG23	1:M:229:ASN:O	1.23	1.31
1:M:270:ILE:CG2	1:N:229:ASN:O	1.76	1.31
1:D:41:ASP:CG	1:E:69:MET:HG2	1.46	1.31
1:D:37:ASN:HB2	1:E:516:THR:O	1.30	1.31
1:H:270:ILE:HG23	1:I:229:ASN:O	1.23	1.31

Continued on next page...

Continued from previous page...

Atom-1	Atom-2	Interatomic distance (Å)	Clash overlap (Å)
1:H:284:ARG:NE	1:N:386:GLU:CB	1.80	1.31
1:E:41:ASP:CG	1:F:69:MET:HG2	1.46	1.30
1:A:37:ASN:HB2	1:B:516:THR:O	1.30	1.30
1:A:41:ASP:OD1	1:B:69:MET:HG2	1.20	1.30
1:I:270:ILE:HG23	1:J:229:ASN:O	1.23	1.30
1:C:37:ASN:HB2	1:D:516:THR:O	1.30	1.29
1:E:47:PRO:CG	1:F:73:MET:CG	2.11	1.29
1:A:73:MET:CG	1:G:47:PRO:CG	2.11	1.29
1:L:386:GLU:CB	1:M:284:ARG:NE	1.80	1.29
1:F:150:ILE:CD1	1:F:411:VAL:CG1	2.11	1.28
1:B:37:ASN:HB2	1:C:516:THR:O	1.30	1.28
1:D:41:ASP:OD1	1:E:69:MET:HG2	1.20	1.28
1:E:150:ILE:CD1	1:E:411:VAL:CG1	2.11	1.28
1:H:229:ASN:O	1:N:270:ILE:HG23	1.23	1.28
1:K:386:GLU:CB	1:L:284:ARG:NE	1.80	1.28
1:F:47:PRO:CG	1:G:73:MET:CG	2.11	1.28
1:E:37:ASN:HB2	1:F:516:THR:O	1.30	1.28
1:M:39:VAL:HG12	1:N:69:MET:CE	1.63	1.28
1:G:150:ILE:CD1	1:G:411:VAL:CG1	2.12	1.28
1:H:69:MET:CE	1:N:39:VAL:HG12	1.63	1.28
1:F:37:ASN:HB2	1:G:516:THR:O	1.29	1.27
1:F:41:ASP:OD1	1:G:69:MET:HG2	1.20	1.27
1:L:39:VAL:HG12	1:M:69:MET:CE	1.63	1.27
1:B:47:PRO:CG	1:C:73:MET:CG	2.11	1.27
1:D:47:PRO:CG	1:E:73:MET:CG	2.11	1.27
1:H:386:GLU:CB	1:I:284:ARG:NE	1.80	1.27
1:J:270:ILE:HG23	1:K:229:ASN:O	1.23	1.27
1:A:47:PRO:CG	1:B:73:MET:CG	2.11	1.27
1:M:270:ILE:HG23	1:N:229:ASN:O	1.22	1.27
1:C:47:PRO:CG	1:D:73:MET:CG	2.11	1.27
1:D:150:ILE:CD1	1:D:411:VAL:CG1	2.11	1.27
1:H:39:VAL:HG12	1:I:69:MET:CE	1.63	1.26
1:K:39:VAL:HG12	1:L:69:MET:CE	1.63	1.26
1:J:39:VAL:HG12	1:K:69:MET:CE	1.63	1.26
1:A:150:ILE:CD1	1:A:411:VAL:CG1	2.11	1.25
1:C:41:ASP:OD1	1:D:69:MET:HG2	1.20	1.25
1:C:150:ILE:CD1	1:C:411:VAL:CG1	2.11	1.25
1:B:150:ILE:CD1	1:B:411:VAL:CG1	2.11	1.25
1:I:39:VAL:HG12	1:J:69:MET:CE	1.63	1.25
1:M:386:GLU:CB	1:N:284:ARG:NE	1.80	1.25
1:E:37:ASN:CB	1:F:516:THR:O	1.85	1.24

Continued on next page...

Continued from previous page...

Atom-1	Atom-2	Interatomic distance (Å)	Clash overlap (Å)
1:I:85:ALA:O	1:I:405:ALA:HB1	1.36	1.24
1:L:85:ALA:C	1:L:405:ALA:HB1	1.57	1.24
1:A:49:ILE:CG1	1:B:513:LEU:HB3	1.68	1.24
1:A:513:LEU:HB3	1:G:49:ILE:CG1	1.68	1.24
1:F:37:ASN:CB	1:G:516:THR:O	1.85	1.24
1:D:37:ASN:CB	1:E:516:THR:O	1.85	1.24
1:H:85:ALA:O	1:H:405:ALA:HB1	1.36	1.24
1:E:49:ILE:CG1	1:F:513:LEU:HB3	1.68	1.24
1:F:49:ILE:CG1	1:G:513:LEU:HB3	1.68	1.24
1:D:49:ILE:CG1	1:E:513:LEU:HB3	1.68	1.23
1:A:37:ASN:CB	1:B:516:THR:O	1.85	1.23
1:B:37:ASN:CB	1:C:516:THR:O	1.85	1.23
1:M:85:ALA:C	1:M:405:ALA:HB1	1.57	1.23
1:A:516:THR:O	1:G:37:ASN:CB	1.85	1.23
1:B:49:ILE:CG1	1:C:513:LEU:HB3	1.68	1.23
1:H:85:ALA:C	1:H:405:ALA:HB1	1.57	1.23
1:J:85:ALA:C	1:J:405:ALA:HB1	1.57	1.23
1:K:85:ALA:C	1:K:405:ALA:HB1	1.57	1.23
1:I:85:ALA:C	1:I:405:ALA:HB1	1.57	1.23
1:A:270:ILE:CG2	1:B:229:ASN:O	1.87	1.22
1:C:270:ILE:CG2	1:D:229:ASN:O	1.88	1.22
1:B:270:ILE:CG2	1:C:229:ASN:O	1.88	1.22
1:A:229:ASN:O	1:G:270:ILE:CG2	1.88	1.22
1:C:49:ILE:CG1	1:D:513:LEU:HB3	1.68	1.22
1:C:37:ASN:CB	1:D:516:THR:O	1.85	1.22
1:I:386:GLU:CB	1:J:284:ARG:NE	1.80	1.21
1:N:85:ALA:C	1:N:405:ALA:HB1	1.57	1.21
1:E:270:ILE:CG2	1:F:229:ASN:O	1.88	1.21
1:M:85:ALA:O	1:M:405:ALA:HB1	1.36	1.21
1:F:270:ILE:CG2	1:G:229:ASN:O	1.88	1.20
1:K:85:ALA:O	1:K:405:ALA:HB1	1.36	1.20
1:D:270:ILE:CG2	1:E:229:ASN:O	1.87	1.20
1:J:85:ALA:O	1:J:405:ALA:HB1	1.36	1.20
1:N:85:ALA:O	1:N:405:ALA:HB1	1.36	1.19
1:L:85:ALA:O	1:L:405:ALA:HB1	1.36	1.19
1:F:150:ILE:HD13	1:F:411:VAL:CG1	1.73	1.18
1:E:150:ILE:HD13	1:E:411:VAL:CG1	1.73	1.18
1:J:386:GLU:CB	1:K:284:ARG:NE	1.80	1.18
1:G:150:ILE:HD13	1:G:411:VAL:CG1	1.73	1.17
1:D:150:ILE:HD13	1:D:411:VAL:CG1	1.73	1.17
1:I:39:VAL:CG1	1:J:69:MET:HE2	1.75	1.17

Continued on next page...

Continued from previous page...

Atom-1	Atom-2	Interatomic distance (Å)	Clash overlap (Å)
1:J:36:ARG:HG3	1:K:518:GLU:HG3	1.21	1.17
1:E:47:PRO:HG2	1:F:73:MET:CG	1.74	1.16
1:A:150:ILE:HD13	1:A:411:VAL:CG1	1.73	1.16
1:E:47:PRO:CG	1:F:73:MET:HG3	1.75	1.16
1:C:150:ILE:HD13	1:C:411:VAL:CG1	1.73	1.16
1:A:73:MET:HG3	1:G:47:PRO:CG	1.75	1.15
1:H:281:PHE:CD2	1:N:390:LYS:N	2.03	1.15
1:B:47:PRO:HG2	1:C:73:MET:HG3	1.23	1.15
1:B:150:ILE:HD13	1:B:411:VAL:CG1	1.73	1.15
1:C:47:PRO:CG	1:D:73:MET:HG3	1.75	1.15
1:I:390:LYS:HG2	1:J:281:PHE:CB	1.77	1.15
1:A:47:PRO:HG2	1:B:73:MET:HG3	1.23	1.15
1:C:37:ASN:CA	1:D:516:THR:O	1.95	1.15
1:E:37:ASN:CA	1:F:516:THR:O	1.95	1.15
1:C:49:ILE:HG13	1:D:513:LEU:HB3	1.15	1.15
1:D:37:ASN:CA	1:E:516:THR:O	1.95	1.15
1:H:85:ALA:O	1:H:405:ALA:CB	1.95	1.15
1:L:85:ALA:O	1:L:405:ALA:CB	1.95	1.15
1:M:85:ALA:O	1:M:405:ALA:CB	1.95	1.15
1:M:390:LYS:HG2	1:N:281:PHE:CB	1.77	1.15
1:N:85:ALA:O	1:N:405:ALA:CB	1.95	1.15
1:J:390:LYS:HG2	1:K:281:PHE:CB	1.77	1.14
1:B:49:ILE:HG13	1:C:513:LEU:HB3	1.15	1.14
1:C:47:PRO:HG2	1:D:73:MET:CG	1.74	1.14
1:H:281:PHE:CB	1:N:390:LYS:HG2	1.77	1.14
1:A:516:THR:O	1:G:37:ASN:CA	1.95	1.14
1:F:49:ILE:HG13	1:G:513:LEU:CB	1.78	1.14
1:I:36:ARG:HG3	1:J:518:GLU:HG3	1.21	1.14
1:A:513:LEU:CB	1:G:49:ILE:HG13	1.78	1.14
1:B:47:PRO:HG2	1:C:73:MET:CG	1.74	1.14
1:K:85:ALA:O	1:K:405:ALA:CB	1.95	1.14
1:L:390:LYS:HG2	1:M:281:PHE:CB	1.77	1.14
1:A:49:ILE:HG13	1:B:513:LEU:HB3	1.15	1.13
1:D:47:PRO:HG2	1:E:73:MET:CG	1.74	1.13
1:E:49:ILE:HG13	1:F:513:LEU:CB	1.78	1.13
1:I:85:ALA:O	1:I:405:ALA:CB	1.95	1.13
1:A:37:ASN:CA	1:B:516:THR:O	1.95	1.13
1:A:49:ILE:HG13	1:B:513:LEU:CB	1.78	1.13
1:B:37:ASN:CA	1:C:516:THR:O	1.95	1.13
1:M:390:LYS:CE	1:N:281:PHE:HB2	1.78	1.13
1:A:47:PRO:HG2	1:B:73:MET:CG	1.74	1.13

Continued on next page...

Continued from previous page...

Atom-1	Atom-2	Interatomic distance (Å)	Clash overlap (Å)
1:D:49:ILE:HG13	1:E:513:LEU:HB3	1.15	1.13
1:F:37:ASN:CA	1:G:516:THR:O	1.95	1.13
1:F:47:PRO:HG2	1:G:73:MET:CG	1.74	1.13
1:H:281:PHE:HB2	1:N:390:LYS:CE	1.78	1.13
1:H:390:LYS:HG2	1:I:281:PHE:CB	1.77	1.13
1:K:390:LYS:CE	1:L:281:PHE:HB2	1.78	1.13
1:L:390:LYS:CE	1:M:281:PHE:HB2	1.78	1.13
1:E:47:PRO:HG2	1:F:73:MET:HG3	1.23	1.13
1:J:390:LYS:CE	1:K:281:PHE:HB2	1.78	1.13
1:B:49:ILE:HG13	1:C:513:LEU:CB	1.78	1.12
1:D:49:ILE:HG13	1:E:513:LEU:CB	1.78	1.12
1:K:390:LYS:HG2	1:L:281:PHE:CB	1.77	1.12
1:H:390:LYS:CE	1:I:281:PHE:HB2	1.78	1.12
1:B:47:PRO:CG	1:C:73:MET:HG3	1.75	1.12
1:A:73:MET:CG	1:G:47:PRO:HG2	1.74	1.12
1:K:36:ARG:HG3	1:L:518:GLU:HG3	1.21	1.12
1:B:150:ILE:HD12	1:B:411:VAL:CG1	1.76	1.11
1:E:41:ASP:CG	1:F:69:MET:CG	2.18	1.11
1:F:46:ALA:CB	1:G:76:GLU:CG	2.13	1.11
1:I:390:LYS:CE	1:J:281:PHE:HB2	1.78	1.11
1:L:390:LYS:N	1:M:281:PHE:CD2	2.03	1.11
1:M:36:ARG:HG3	1:N:518:GLU:HG3	1.21	1.11
1:C:49:ILE:HG13	1:D:513:LEU:CB	1.78	1.11
1:F:41:ASP:CG	1:G:69:MET:CG	2.18	1.11
1:A:76:GLU:HG2	1:G:46:ALA:HB2	1.14	1.11
1:J:85:ALA:O	1:J:405:ALA:CB	1.95	1.11
1:M:390:LYS:N	1:N:281:PHE:CD2	2.03	1.11
1:C:47:PRO:HG2	1:D:73:MET:HG3	1.23	1.11
1:C:150:ILE:HD12	1:C:411:VAL:CG1	1.76	1.11
1:D:41:ASP:CG	1:E:69:MET:CG	2.18	1.11
1:F:46:ALA:HB2	1:G:76:GLU:HG2	1.15	1.11
1:F:47:PRO:CG	1:G:73:MET:HG3	1.75	1.11
1:A:150:ILE:HD12	1:A:411:VAL:CG1	1.76	1.11
1:D:47:PRO:CG	1:E:73:MET:HG3	1.75	1.11
1:F:47:PRO:HG2	1:G:73:MET:HG3	1.23	1.11
1:H:69:MET:HE2	1:N:39:VAL:CG1	1.80	1.11
1:H:518:GLU:HG3	1:N:36:ARG:HG3	1.21	1.10
1:A:46:ALA:HB2	1:B:76:GLU:HG2	1.15	1.10
1:A:69:MET:CG	1:G:41:ASP:CG	2.18	1.10
1:A:73:MET:HG3	1:G:47:PRO:HG2	1.23	1.10
1:A:513:LEU:HB3	1:G:49:ILE:HG13	1.15	1.10

Continued on next page...

Continued from previous page...

Atom-1	Atom-2	Interatomic distance (Å)	Clash overlap (Å)
1:B:37:ASN:CB	1:C:516:THR:C	2.20	1.10
1:J:390:LYS:N	1:K:281:PHE:CD2	2.03	1.10
1:D:150:ILE:HD12	1:D:411:VAL:CG1	1.76	1.09
1:L:36:ARG:HG3	1:M:518:GLU:HG3	1.21	1.09
1:D:47:PRO:HG2	1:E:73:MET:HG3	1.23	1.09
1:H:39:VAL:CG1	1:I:69:MET:HE2	1.81	1.09
1:F:37:ASN:CB	1:G:516:THR:C	2.20	1.09
1:I:386:GLU:HB2	1:J:284:ARG:NE	1.51	1.09
1:A:516:THR:C	1:G:37:ASN:CB	2.20	1.09
1:B:46:ALA:HB2	1:C:76:GLU:HG2	1.15	1.09
1:C:46:ALA:HB2	1:D:76:GLU:HG2	1.15	1.09
1:E:46:ALA:HB2	1:F:76:GLU:HG2	1.14	1.09
1:H:284:ARG:CZ	1:N:386:GLU:HB3	1.83	1.09
1:H:390:LYS:HE2	1:I:281:PHE:CB	1.83	1.09
1:I:390:LYS:HG2	1:J:281:PHE:CG	1.88	1.09
1:I:390:LYS:HE2	1:J:281:PHE:CB	1.83	1.09
1:C:41:ASP:CG	1:D:69:MET:CG	2.18	1.09
1:H:281:PHE:CB	1:N:390:LYS:HE2	1.83	1.09
1:H:386:GLU:HB3	1:I:284:ARG:CZ	1.83	1.09
1:I:386:GLU:HB3	1:J:284:ARG:CZ	1.83	1.09
1:D:46:ALA:HB2	1:E:76:GLU:HG2	1.15	1.08
1:G:150:ILE:HD12	1:G:411:VAL:CG1	1.76	1.08
1:I:388:GLU:N	1:J:281:PHE:CE1	2.21	1.08
1:J:390:LYS:HE2	1:K:281:PHE:CB	1.83	1.08
1:M:386:GLU:HB3	1:N:284:ARG:CZ	1.83	1.08
1:A:183:LEU:HA	1:A:383:ALA:HB3	1.36	1.08
1:B:41:ASP:CG	1:C:69:MET:CG	2.18	1.08
1:C:46:ALA:CB	1:D:76:GLU:CG	2.13	1.08
1:J:386:GLU:HB2	1:K:284:ARG:NE	1.51	1.08
1:A:47:PRO:CG	1:B:73:MET:HG3	1.75	1.08
1:H:386:GLU:HB2	1:I:284:ARG:NE	1.51	1.08
1:L:388:GLU:N	1:M:281:PHE:CE1	2.21	1.08
1:A:46:ALA:CB	1:B:76:GLU:CG	2.13	1.08
1:F:183:LEU:HA	1:F:383:ALA:HB3	1.36	1.08
1:G:183:LEU:HA	1:G:383:ALA:HB3	1.36	1.08
1:H:281:PHE:CG	1:N:390:LYS:HG2	1.88	1.08
1:J:39:VAL:CG1	1:K:69:MET:HE2	1.82	1.08
1:J:386:GLU:HB3	1:K:284:ARG:CZ	1.83	1.08
1:M:388:GLU:N	1:N:281:PHE:CE1	2.21	1.08
1:M:390:LYS:HE2	1:N:281:PHE:CB	1.83	1.08
1:J:390:LYS:HG2	1:K:281:PHE:CG	1.88	1.08

Continued on next page...

Continued from previous page...

Atom-1	Atom-2	Interatomic distance (Å)	Clash overlap (Å)
1:K:39:VAL:CG1	1:L:69:MET:HE2	1.81	1.08
1:L:386:GLU:HB3	1:M:284:ARG:CZ	1.83	1.08
1:E:49:ILE:HG13	1:F:513:LEU:HB3	1.15	1.07
1:E:183:LEU:HA	1:E:383:ALA:HB3	1.36	1.07
1:H:281:PHE:CE1	1:N:388:GLU:N	2.21	1.07
1:H:390:LYS:HG2	1:I:281:PHE:CG	1.88	1.07
1:K:390:LYS:HE2	1:L:281:PHE:CB	1.83	1.07
1:A:37:ASN:CB	1:B:516:THR:C	2.20	1.07
1:E:150:ILE:HD12	1:E:411:VAL:CG1	1.76	1.07
1:H:388:GLU:N	1:I:281:PHE:CE1	2.21	1.07
1:L:390:LYS:HE2	1:M:281:PHE:CB	1.83	1.07
1:H:36:ARG:HG3	1:I:518:GLU:HG3	1.21	1.07
1:J:388:GLU:N	1:K:281:PHE:CE1	2.21	1.07
1:A:41:ASP:CG	1:B:69:MET:CG	2.18	1.07
1:B:183:LEU:HA	1:B:383:ALA:HB3	1.36	1.07
1:C:37:ASN:CB	1:D:516:THR:C	2.20	1.07
1:D:37:ASN:CB	1:E:516:THR:C	2.20	1.07
1:K:36:ARG:CB	1:L:518:GLU:HB2	1.84	1.07
1:K:386:GLU:HB3	1:L:284:ARG:CZ	1.83	1.07
1:K:388:GLU:N	1:L:281:PHE:CE1	2.21	1.07
1:K:390:LYS:HG2	1:L:281:PHE:CG	1.88	1.07
1:F:150:ILE:HD12	1:F:411:VAL:CG1	1.76	1.07
1:H:36:ARG:CB	1:I:518:GLU:HB2	1.84	1.07
1:D:183:LEU:HA	1:D:383:ALA:HB3	1.36	1.06
1:L:390:LYS:HG2	1:M:281:PHE:CG	1.88	1.06
1:M:390:LYS:HG2	1:N:281:PHE:CG	1.88	1.06
1:E:37:ASN:CB	1:F:516:THR:C	2.20	1.06
1:I:390:LYS:HE2	1:J:281:PHE:HB2	1.08	1.06
1:M:36:ARG:CB	1:N:518:GLU:HB2	1.85	1.06
1:H:69:MET:CE	1:N:39:VAL:CG1	2.33	1.06
1:H:390:LYS:HE2	1:I:281:PHE:HB2	1.08	1.06
1:L:39:VAL:CG1	1:M:69:MET:HE2	1.84	1.06
1:H:390:LYS:N	1:I:281:PHE:CD2	2.03	1.06
1:H:518:GLU:HB2	1:N:36:ARG:CB	1.85	1.06
1:J:36:ARG:CB	1:K:518:GLU:HB2	1.84	1.06
1:J:390:LYS:HE2	1:K:281:PHE:HB2	1.08	1.06
1:D:39:VAL:H	1:E:517:THR:HG23	1.18	1.05
1:F:49:ILE:HG13	1:G:513:LEU:HB3	1.15	1.05
1:H:39:VAL:CG1	1:I:69:MET:CE	2.34	1.05
1:J:39:VAL:CG1	1:K:69:MET:CE	2.34	1.05
1:E:39:VAL:H	1:F:517:THR:HG23	1.18	1.05

Continued on next page...

Continued from previous page...

Atom-1	Atom-2	Interatomic distance (Å)	Clash overlap (Å)
1:K:386:GLU:HB2	1:L:284:ARG:NE	1.51	1.05
1:L:36:ARG:CB	1:M:518:GLU:HB2	1.85	1.05
1:M:39:VAL:CG1	1:N:69:MET:CE	2.34	1.05
1:M:39:VAL:CG1	1:N:69:MET:HE2	1.86	1.05
1:C:183:LEU:HA	1:C:383:ALA:HB3	1.36	1.05
1:L:386:GLU:HB2	1:M:284:ARG:HE	0.88	1.05
1:E:46:ALA:CB	1:F:76:GLU:CG	2.13	1.05
1:H:284:ARG:NE	1:N:386:GLU:HB2	1.51	1.05
1:M:39:VAL:HG12	1:N:69:MET:HE2	1.36	1.05
1:A:39:VAL:H	1:B:517:THR:HG23	1.18	1.05
1:H:281:PHE:HB2	1:N:390:LYS:HE2	1.08	1.05
1:I:36:ARG:CB	1:J:518:GLU:HB2	1.85	1.05
1:K:386:GLU:HB2	1:L:284:ARG:HE	0.88	1.05
1:F:46:ALA:HB3	1:G:76:GLU:HG3	1.38	1.04
1:M:386:GLU:HB2	1:N:284:ARG:HE	0.88	1.04
1:A:76:GLU:CG	1:G:46:ALA:CB	2.13	1.04
1:L:39:VAL:CG1	1:M:69:MET:CE	2.33	1.04
1:I:390:LYS:N	1:J:281:PHE:CD2	2.03	1.04
1:H:284:ARG:HE	1:N:386:GLU:HB2	0.88	1.04
1:J:386:GLU:HB2	1:K:284:ARG:HE	0.88	1.04
1:L:390:LYS:HE2	1:M:281:PHE:HB2	1.08	1.04
1:M:390:LYS:HE2	1:N:281:PHE:HB2	1.08	1.04
1:E:46:ALA:HB3	1:F:76:GLU:HG3	1.38	1.04
1:C:39:VAL:H	1:D:517:THR:HG23	1.18	1.03
1:H:386:GLU:HB2	1:I:284:ARG:HE	0.88	1.03
1:I:174:VAL:HG11	1:I:331:THR:OG1	1.59	1.03
1:I:386:GLU:HB2	1:J:284:ARG:HE	0.89	1.03
1:K:390:LYS:HE2	1:L:281:PHE:HB2	1.08	1.03
1:C:270:ILE:HG22	1:D:229:ASN:HA	1.37	1.03
1:E:270:ILE:HG23	1:F:229:ASN:O	1.58	1.03
1:F:39:VAL:H	1:G:517:THR:HG23	1.18	1.03
1:H:174:VAL:HG11	1:H:331:THR:OG1	1.58	1.03
1:J:174:VAL:HG11	1:J:331:THR:OG1	1.58	1.03
1:B:150:ILE:HD13	1:B:411:VAL:HG11	1.03	1.03
1:I:38:VAL:HG22	1:J:519:CYS:HB3	1.39	1.03
1:A:76:GLU:HG3	1:G:46:ALA:HB3	1.38	1.03
1:K:39:VAL:CG1	1:L:69:MET:CE	2.34	1.03
1:L:386:GLU:HB2	1:M:284:ARG:NE	1.51	1.02
1:A:41:ASP:OD1	1:B:69:MET:CG	2.07	1.02
1:B:270:ILE:HG22	1:C:229:ASN:HA	1.37	1.02
1:K:386:GLU:CB	1:L:284:ARG:CZ	2.38	1.02

Continued on next page...

Continued from previous page...

Atom-1	Atom-2	Interatomic distance (Å)	Clash overlap (Å)
1:M:38:VAL:HG22	1:N:519:CYS:HB3	1.39	1.02
1:M:386:GLU:HB2	1:N:284:ARG:NE	1.51	1.02
1:B:41:ASP:OD1	1:C:69:MET:CG	2.07	1.02
1:D:270:ILE:HG22	1:E:229:ASN:HA	1.37	1.02
1:L:36:ARG:HB3	1:M:518:GLU:HB2	1.42	1.02
1:M:36:ARG:HB3	1:N:518:GLU:HB2	1.42	1.02
1:M:386:GLU:CB	1:N:284:ARG:CZ	2.38	1.02
1:A:229:ASN:O	1:G:270:ILE:HG23	1.58	1.02
1:J:386:GLU:CB	1:K:284:ARG:CZ	2.38	1.02
1:K:174:VAL:HG11	1:K:331:THR:OG1	1.58	1.02
1:A:69:MET:CG	1:G:41:ASP:OD1	2.07	1.02
1:D:41:ASP:OD1	1:E:69:MET:CG	2.07	1.02
1:E:41:ASP:OD1	1:F:69:MET:CG	2.07	1.02
1:G:150:ILE:HD13	1:G:411:VAL:HG11	1.03	1.02
1:H:38:VAL:HG22	1:I:519:CYS:HB3	1.39	1.02
1:L:39:VAL:HG12	1:M:69:MET:HE2	1.35	1.02
1:A:49:ILE:HB	1:B:513:LEU:HD22	1.39	1.01
1:A:229:ASN:HA	1:G:270:ILE:HG22	1.37	1.01
1:B:39:VAL:H	1:C:517:THR:HG23	1.18	1.01
1:K:36:ARG:HB3	1:L:518:GLU:HB2	1.42	1.01
1:K:39:VAL:HG12	1:L:69:MET:HE2	1.33	1.01
1:N:174:VAL:HG11	1:N:331:THR:OG1	1.58	1.01
1:H:386:GLU:CB	1:I:284:ARG:CZ	2.38	1.01
1:H:519:CYS:HB3	1:N:38:VAL:HG22	1.39	1.01
1:J:38:VAL:HG22	1:K:519:CYS:HB3	1.39	1.01
1:K:390:LYS:N	1:L:281:PHE:CD2	2.03	1.01
1:B:46:ALA:CB	1:C:76:GLU:CG	2.13	1.01
1:B:49:ILE:HB	1:C:513:LEU:HD22	1.39	1.01
1:D:49:ILE:HB	1:E:513:LEU:HD22	1.39	1.01
1:F:41:ASP:OD1	1:G:69:MET:CG	2.07	1.01
1:F:270:ILE:HG22	1:G:229:ASN:HA	1.37	1.01
1:L:38:VAL:HG22	1:M:519:CYS:HB3	1.39	1.01
1:A:150:ILE:HD13	1:A:411:VAL:HG11	1.03	1.01
1:A:517:THR:HG23	1:G:39:VAL:H	1.18	1.01
1:C:49:ILE:HB	1:D:513:LEU:HD22	1.39	1.01
1:D:46:ALA:HB3	1:E:76:GLU:HG3	1.38	1.01
1:D:150:ILE:HD13	1:D:411:VAL:HG11	1.03	1.01
1:H:69:MET:HE2	1:N:39:VAL:HG12	1.33	1.01
1:E:49:ILE:CD1	1:F:513:LEU:HB3	1.91	1.01
1:H:518:GLU:HB2	1:N:36:ARG:HB3	1.42	1.01
1:J:39:VAL:HG12	1:K:69:MET:HE2	1.34	1.01

Continued on next page...

Continued from previous page...

Atom-1	Atom-2	Interatomic distance (Å)	Clash overlap (Å)
1:A:513:LEU:HD22	1:G:49:ILE:HB	1.39	1.00
1:F:49:ILE:CD1	1:G:513:LEU:HB3	1.91	1.00
1:L:386:GLU:CB	1:M:284:ARG:CZ	2.38	1.00
1:M:174:VAL:HG11	1:M:331:THR:OG1	1.58	1.00
1:B:270:ILE:HG23	1:C:229:ASN:O	1.58	1.00
1:D:49:ILE:CD1	1:E:513:LEU:HB3	1.91	1.00
1:F:270:ILE:HG23	1:G:229:ASN:O	1.58	1.00
1:A:270:ILE:HG22	1:B:229:ASN:HA	1.37	1.00
1:A:270:ILE:HG23	1:B:229:ASN:O	1.58	1.00
1:L:270:ILE:HG22	1:M:229:ASN:HA	1.43	1.00
1:A:513:LEU:HB3	1:G:49:ILE:CD1	1.91	1.00
1:C:150:ILE:HD13	1:C:411:VAL:HG11	1.03	1.00
1:C:41:ASP:OD1	1:D:69:MET:CG	2.07	1.00
1:L:174:VAL:HG11	1:L:331:THR:OG1	1.58	1.00
1:A:8:PHE:CE2	1:G:26:ALA:HB2	1.97	0.99
1:E:49:ILE:HB	1:F:513:LEU:HD22	1.39	0.99
1:E:270:ILE:HG22	1:F:229:ASN:HA	1.37	0.99
1:J:36:ARG:HB3	1:K:518:GLU:HB2	1.42	0.99
1:M:270:ILE:HG22	1:N:229:ASN:HA	1.43	0.99
1:B:49:ILE:CB	1:C:513:LEU:HD22	1.92	0.99
1:E:150:ILE:HD13	1:E:411:VAL:HG11	1.03	0.99
1:K:388:GLU:N	1:L:281:PHE:CZ	2.29	0.99
1:B:46:ALA:HB3	1:C:76:GLU:HG3	1.38	0.99
1:A:26:ALA:HB2	1:B:8:PHE:CE2	1.97	0.99
1:A:49:ILE:CB	1:B:513:LEU:HD22	1.92	0.99
1:A:46:ALA:HB3	1:B:76:GLU:HG3	1.38	0.99
1:C:49:ILE:CD1	1:D:513:LEU:HB3	1.91	0.99
1:C:270:ILE:HG23	1:D:229:ASN:O	1.58	0.99
1:D:270:ILE:HG23	1:E:229:ASN:O	1.58	0.99
1:F:26:ALA:HB2	1:G:8:PHE:CE2	1.97	0.99
1:K:38:VAL:HG22	1:L:519:CYS:HB3	1.39	0.99
1:C:49:ILE:CB	1:D:513:LEU:HD22	1.92	0.99
1:D:26:ALA:HB2	1:E:8:PHE:CE2	1.97	0.99
1:H:36:ARG:HB3	1:I:518:GLU:HB2	1.42	0.99
1:B:26:ALA:HB2	1:C:8:PHE:CE2	1.97	0.99
1:B:49:ILE:CD1	1:C:513:LEU:HB3	1.91	0.99
1:A:49:ILE:CD1	1:B:513:LEU:HB3	1.91	0.99
1:C:46:ALA:HB3	1:D:76:GLU:HG3	1.38	0.99
1:F:49:ILE:HB	1:G:513:LEU:HD22	1.39	0.99
1:H:284:ARG:CZ	1:N:386:GLU:CB	2.38	0.99
1:J:388:GLU:N	1:K:281:PHE:CZ	2.29	0.98

Continued on next page...

Continued from previous page...

Atom-1	Atom-2	Interatomic distance (Å)	Clash overlap (Å)
1:A:513:LEU:HD22	1:G:49:ILE:CB	1.92	0.98
1:F:150:ILE:HD13	1:F:411:VAL:HG11	1.03	0.98
1:D:47:PRO:CD	1:E:73:MET:HG3	1.87	0.98
1:I:39:VAL:CG1	1:J:69:MET:CE	2.34	0.98
1:K:270:ILE:HG22	1:L:229:ASN:HA	1.43	0.98
1:H:39:VAL:HG12	1:I:69:MET:HE2	1.33	0.98
1:I:36:ARG:HB3	1:J:518:GLU:HB2	1.42	0.98
1:I:39:VAL:HG12	1:J:69:MET:HE2	1.31	0.98
1:I:386:GLU:CB	1:J:284:ARG:CZ	2.38	0.98
1:B:47:PRO:CD	1:C:73:MET:HG3	1.87	0.98
1:C:26:ALA:HB2	1:D:8:PHE:CE2	1.97	0.98
1:D:49:ILE:CB	1:E:513:LEU:HD22	1.92	0.98
1:E:270:ILE:HG21	1:F:229:ASN:O	1.64	0.98
1:F:49:ILE:CB	1:G:513:LEU:HD22	1.92	0.98
1:E:49:ILE:CB	1:F:513:LEU:HD22	1.92	0.98
1:H:281:PHE:CZ	1:N:388:GLU:N	2.29	0.98
1:E:26:ALA:HB2	1:F:8:PHE:CE2	1.97	0.98
1:L:388:GLU:N	1:M:281:PHE:CZ	2.29	0.98
1:D:270:ILE:HG21	1:E:229:ASN:O	1.64	0.98
1:F:47:PRO:CD	1:G:73:MET:HG3	1.87	0.97
1:H:229:ASN:HA	1:N:270:ILE:HG22	1.43	0.97
1:D:46:ALA:CB	1:E:76:GLU:CG	2.13	0.97
1:F:270:ILE:HG21	1:G:229:ASN:O	1.64	0.97
1:H:270:ILE:HG22	1:I:229:ASN:HA	1.43	0.97
1:H:388:GLU:N	1:I:281:PHE:CZ	2.29	0.97
1:A:73:MET:HG3	1:G:47:PRO:CD	1.87	0.97
1:A:114:MET:CE	1:G:35:GLY:O	2.13	0.97
1:B:35:GLY:O	1:C:114:MET:CE	2.13	0.96
1:D:35:GLY:O	1:E:114:MET:CE	2.13	0.96
1:E:26:ALA:HB2	1:F:8:PHE:HE2	1.30	0.96
1:I:270:ILE:HG22	1:J:229:ASN:HA	1.43	0.96
1:C:35:GLY:O	1:D:114:MET:CE	2.13	0.96
1:A:26:ALA:HB2	1:B:8:PHE:HE2	1.30	0.96
1:A:35:GLY:O	1:B:114:MET:CE	2.13	0.96
1:I:388:GLU:N	1:J:281:PHE:CZ	2.29	0.96
1:J:270:ILE:HG22	1:K:229:ASN:HA	1.43	0.96
1:A:517:THR:HG23	1:G:39:VAL:N	1.80	0.96
1:B:37:ASN:HB2	1:C:516:THR:CA	1.87	0.96
1:F:35:GLY:O	1:G:114:MET:CE	2.13	0.96
1:M:388:GLU:N	1:N:281:PHE:CZ	2.29	0.96
1:E:35:GLY:O	1:F:114:MET:CE	2.13	0.96

Continued on next page...

Continued from previous page...

Atom-1	Atom-2	Interatomic distance (Å)	Clash overlap (Å)
1:E:39:VAL:N	1:F:517:THR:HG23	1.80	0.96
1:C:39:VAL:N	1:D:517:THR:HG23	1.80	0.95
1:A:39:VAL:N	1:B:517:THR:HG23	1.80	0.95
1:C:270:ILE:HG21	1:D:229:ASN:O	1.64	0.95
1:F:39:VAL:N	1:G:517:THR:HG23	1.80	0.95
1:A:47:PRO:CD	1:B:73:MET:HG3	1.87	0.95
1:K:405:ALA:O	1:K:498:LYS:CE	2.15	0.95
1:B:39:VAL:N	1:C:517:THR:HG23	1.80	0.95
1:B:26:ALA:HB2	1:C:8:PHE:HE2	1.30	0.94
1:D:39:VAL:N	1:E:517:THR:HG23	1.80	0.94
1:H:387:VAL:C	1:I:281:PHE:CE1	2.41	0.94
1:L:405:ALA:O	1:L:498:LYS:CE	2.15	0.94
1:N:405:ALA:O	1:N:498:LYS:CE	2.15	0.94
1:I:387:VAL:C	1:J:281:PHE:CE1	2.41	0.94
1:J:387:VAL:C	1:K:281:PHE:CE1	2.41	0.94
1:A:229:ASN:O	1:G:270:ILE:HG21	1.64	0.94
1:J:405:ALA:O	1:J:498:LYS:CE	2.15	0.94
1:H:405:ALA:O	1:H:498:LYS:CE	2.15	0.94
1:H:281:PHE:CE1	1:N:387:VAL:C	2.41	0.94
1:F:47:PRO:CG	1:G:73:MET:HG2	1.88	0.94
1:L:387:VAL:C	1:M:281:PHE:CE1	2.41	0.94
1:M:405:ALA:O	1:M:498:LYS:CE	2.15	0.94
1:E:37:ASN:HB2	1:F:516:THR:CA	1.87	0.94
1:A:517:THR:HG21	1:G:39:VAL:HB	1.50	0.93
1:E:39:VAL:HB	1:F:517:THR:HG21	1.51	0.93
1:A:39:VAL:HB	1:B:517:THR:HG21	1.50	0.93
1:C:26:ALA:HB2	1:D:8:PHE:HE2	1.30	0.93
1:A:516:THR:CA	1:G:37:ASN:HB2	1.87	0.93
1:B:150:ILE:HD12	1:B:411:VAL:HG11	0.95	0.93
1:B:270:ILE:HG21	1:C:229:ASN:O	1.64	0.93
1:G:150:ILE:HD12	1:G:411:VAL:HG11	0.95	0.93
1:B:49:ILE:HG13	1:C:513:LEU:HD13	1.51	0.93
1:C:150:ILE:HD12	1:C:411:VAL:HG11	0.95	0.93
1:K:387:VAL:C	1:L:281:PHE:CE1	2.41	0.93
1:F:26:ALA:HB2	1:G:8:PHE:HE2	1.30	0.93
1:F:150:ILE:HD12	1:F:411:VAL:HG11	0.95	0.93
1:M:387:VAL:C	1:N:281:PHE:CE1	2.41	0.93
1:A:49:ILE:HG13	1:B:513:LEU:HD13	1.51	0.93
1:C:49:ILE:HG13	1:D:513:LEU:HD13	1.51	0.93
1:A:150:ILE:HD12	1:A:411:VAL:HG11	0.95	0.93
1:D:386:GLU:CG	1:E:281:PHE:CD2	2.52	0.93

Continued on next page...

Continued from previous page...

Atom-1	Atom-2	Interatomic distance (Å)	Clash overlap (Å)
1:I:405:ALA:O	1:I:498:LYS:CE	2.15	0.93
1:A:513:LEU:HD13	1:G:49:ILE:HG13	1.51	0.93
1:E:47:PRO:CG	1:F:73:MET:HG2	1.88	0.93
1:B:386:GLU:CG	1:C:281:PHE:CD2	2.52	0.93
1:F:39:VAL:HB	1:G:517:THR:HG21	1.50	0.93
1:F:49:ILE:HG13	1:G:513:LEU:CG	1.99	0.92
1:C:386:GLU:CG	1:D:281:PHE:CD2	2.52	0.92
1:E:150:ILE:HD12	1:E:411:VAL:HG11	0.95	0.92
1:D:150:ILE:HD12	1:D:411:VAL:HG11	0.95	0.92
1:D:37:ASN:HB2	1:E:516:THR:CA	1.87	0.92
1:A:8:PHE:HE2	1:G:26:ALA:HB2	1.30	0.92
1:D:47:PRO:CG	1:E:73:MET:HG2	1.88	0.92
1:E:49:ILE:HG13	1:F:513:LEU:CG	1.99	0.92
1:C:39:VAL:HB	1:D:517:THR:HG21	1.50	0.92
1:E:386:GLU:CG	1:F:281:PHE:CD2	2.52	0.92
1:A:270:ILE:HG21	1:B:229:ASN:O	1.64	0.92
1:A:513:LEU:CG	1:G:49:ILE:HG13	1.99	0.92
1:A:281:PHE:CD2	1:G:386:GLU:CG	2.52	0.92
1:F:386:GLU:CG	1:G:281:PHE:CD2	2.52	0.91
1:A:386:GLU:CG	1:B:281:PHE:CD2	2.52	0.91
1:D:49:ILE:HG13	1:E:513:LEU:HD13	1.51	0.91
1:F:49:ILE:HG13	1:G:513:LEU:HD13	1.51	0.91
1:C:49:ILE:HG13	1:D:513:LEU:CG	1.99	0.91
1:D:49:ILE:HG13	1:E:513:LEU:CG	1.99	0.91
1:L:408:GLU:CG	1:L:498:LYS:HE2	2.01	0.91
1:B:39:VAL:HB	1:C:517:THR:HG21	1.50	0.91
1:H:408:GLU:CG	1:H:498:LYS:HE2	2.01	0.91
1:D:26:ALA:HB2	1:E:8:PHE:HE2	1.30	0.91
1:B:49:ILE:HG13	1:C:513:LEU:CG	1.99	0.90
1:E:49:ILE:HG13	1:F:513:LEU:HD13	1.51	0.90
1:I:408:GLU:CG	1:I:498:LYS:HE2	2.01	0.90
1:A:49:ILE:HG13	1:B:513:LEU:CG	1.99	0.90
1:N:408:GLU:CG	1:N:498:LYS:HE2	2.01	0.90
1:B:49:ILE:HG13	1:C:513:LEU:CD1	2.02	0.90
1:M:39:VAL:HG12	1:N:69:MET:HE1	1.52	0.90
1:J:408:GLU:CG	1:J:498:LYS:HE2	2.01	0.90
1:C:47:PRO:CG	1:D:73:MET:HG2	1.88	0.90
1:D:39:VAL:HB	1:E:517:THR:HG21	1.51	0.90
1:B:47:PRO:CG	1:C:73:MET:HG2	1.88	0.90
1:H:232:GLU:HG3	1:N:245:LYS:HE2	1.54	0.90
1:M:408:GLU:CG	1:M:498:LYS:HE2	2.01	0.90

Continued on next page...

Continued from previous page...

Atom-1	Atom-2	Interatomic distance (Å)	Clash overlap (Å)
1:A:513:LEU:CD1	1:G:49:ILE:HG13	2.02	0.89
1:B:37:ASN:C	1:C:516:THR:O	2.11	0.89
1:D:49:ILE:HG13	1:E:513:LEU:CD1	2.02	0.89
1:L:39:VAL:HG12	1:M:69:MET:HE1	1.53	0.89
1:A:37:ASN:C	1:B:516:THR:O	2.11	0.89
1:C:39:VAL:CB	1:D:517:THR:HG21	1.94	0.89
1:C:37:ASN:C	1:D:516:THR:O	2.11	0.89
1:A:49:ILE:HG13	1:B:513:LEU:CD1	2.02	0.89
1:H:245:LYS:HE2	1:I:232:GLU:HG3	1.54	0.89
1:C:49:ILE:HG13	1:D:513:LEU:CD1	2.02	0.89
1:F:49:ILE:HG13	1:G:513:LEU:CD1	2.02	0.89
1:I:245:LYS:HE2	1:J:232:GLU:HG3	1.54	0.89
1:K:408:GLU:CG	1:K:498:LYS:HE2	2.01	0.89
1:M:36:ARG:HG3	1:N:518:GLU:CG	2.03	0.89
1:A:516:THR:O	1:G:37:ASN:C	2.11	0.89
1:H:518:GLU:CG	1:N:36:ARG:HG3	2.03	0.89
1:M:245:LYS:HE2	1:N:232:GLU:HG3	1.54	0.89
1:L:36:ARG:HG3	1:M:518:GLU:CG	2.03	0.88
1:H:284:ARG:CZ	1:N:385:THR:HB	2.04	0.88
1:L:270:ILE:HG22	1:M:229:ASN:CA	2.04	0.88
1:E:49:ILE:HG13	1:F:513:LEU:CD1	2.02	0.88
1:J:39:VAL:HG12	1:K:69:MET:HE1	1.54	0.88
1:D:37:ASN:C	1:E:516:THR:O	2.11	0.88
1:M:270:ILE:HG22	1:N:229:ASN:CA	2.04	0.88
1:F:39:VAL:CB	1:G:517:THR:HG21	1.94	0.88
1:K:245:LYS:HE2	1:L:232:GLU:HG3	1.54	0.88
1:K:270:ILE:HG22	1:L:229:ASN:CA	2.04	0.88
1:F:150:ILE:HG12	1:F:494:LEU:HD12	1.56	0.88
1:H:36:ARG:HG3	1:I:518:GLU:CG	2.03	0.88
1:I:174:VAL:HG22	1:I:194:GLN:CB	2.04	0.88
1:J:174:VAL:HG22	1:J:194:GLN:CB	2.04	0.88
1:G:150:ILE:HG12	1:G:494:LEU:HD12	1.56	0.88
1:H:390:LYS:CG	1:I:281:PHE:CB	2.52	0.88
1:N:174:VAL:HG22	1:N:194:GLN:CB	2.04	0.88
1:K:36:ARG:HG3	1:L:518:GLU:CG	2.03	0.88
1:K:385:THR:HB	1:L:284:ARG:CZ	2.04	0.88
1:A:150:ILE:HG12	1:A:494:LEU:HD12	1.56	0.88
1:C:37:ASN:HB2	1:D:516:THR:CA	1.87	0.88
1:H:385:THR:HB	1:I:284:ARG:CZ	2.04	0.88
1:E:37:ASN:C	1:F:516:THR:O	2.11	0.87
1:E:150:ILE:HG12	1:E:494:LEU:HD12	1.56	0.87

Continued on next page...

Continued from previous page...

Atom-1	Atom-2	Interatomic distance (Å)	Clash overlap (Å)
1:H:174:VAL:HG22	1:H:194:GLN:CB	2.04	0.87
1:I:385:THR:HB	1:J:284:ARG:CZ	2.04	0.87
1:J:245:LYS:HE2	1:K:232:GLU:HG3	1.54	0.87
1:L:245:LYS:HE2	1:M:232:GLU:HG3	1.54	0.87
1:F:37:ASN:C	1:G:516:THR:O	2.11	0.87
1:K:39:VAL:HG12	1:L:69:MET:HE1	1.55	0.87
1:A:37:ASN:HB2	1:B:516:THR:CA	1.87	0.87
1:H:39:VAL:HG12	1:I:69:MET:HE1	1.55	0.87
1:B:39:VAL:CB	1:C:517:THR:CG2	2.43	0.87
1:I:36:ARG:HG3	1:J:518:GLU:CG	2.03	0.87
1:K:174:VAL:HG22	1:K:194:GLN:CB	2.04	0.87
1:L:385:THR:HB	1:M:284:ARG:CZ	2.04	0.87
1:E:47:PRO:CD	1:F:73:MET:HG3	1.87	0.87
1:H:229:ASN:CA	1:N:270:ILE:HG22	2.04	0.87
1:J:36:ARG:HG3	1:K:518:GLU:CG	2.03	0.87
1:J:270:ILE:HG22	1:K:229:ASN:CA	2.04	0.87
1:J:385:THR:HB	1:K:284:ARG:CZ	2.04	0.87
1:J:390:LYS:CG	1:K:281:PHE:CB	2.52	0.87
1:L:390:LYS:CG	1:M:281:PHE:CB	2.52	0.87
1:N:408:GLU:HG3	1:N:498:LYS:CE	2.05	0.87
1:H:408:GLU:HG3	1:H:498:LYS:CE	2.05	0.87
1:I:408:GLU:HG3	1:I:498:LYS:CE	2.05	0.87
1:M:408:GLU:HG3	1:M:498:LYS:CE	2.05	0.87
1:H:281:PHE:CB	1:N:390:LYS:CG	2.52	0.86
1:J:408:GLU:HG3	1:J:498:LYS:CE	2.05	0.86
1:M:174:VAL:HG22	1:M:194:GLN:CB	2.04	0.86
1:M:385:THR:HB	1:N:284:ARG:CZ	2.04	0.86
1:H:69:MET:HE1	1:N:39:VAL:HG12	1.55	0.86
1:I:390:LYS:CG	1:J:281:PHE:CB	2.52	0.86
1:K:390:LYS:CG	1:L:281:PHE:CB	2.52	0.86
1:D:150:ILE:HG12	1:D:494:LEU:HD12	1.56	0.86
1:L:174:VAL:HG22	1:L:194:GLN:CB	2.04	0.86
1:M:390:LYS:CG	1:N:281:PHE:CB	2.52	0.86
1:B:150:ILE:HG12	1:B:494:LEU:HD12	1.56	0.86
1:E:39:VAL:CB	1:F:517:THR:CG2	2.43	0.86
1:H:270:ILE:HG22	1:I:229:ASN:CA	2.04	0.86
1:I:270:ILE:HG22	1:J:229:ASN:CA	2.04	0.86
1:K:408:GLU:HG3	1:K:498:LYS:CE	2.05	0.86
1:D:39:VAL:CB	1:E:517:THR:HG21	1.94	0.85
1:L:408:GLU:HG3	1:L:498:LYS:CE	2.05	0.85
1:I:39:VAL:HG11	1:J:69:MET:HE2	1.56	0.85

Continued on next page...

Continued from previous page...

Atom-1	Atom-2	Interatomic distance (Å)	Clash overlap (Å)
1:A:281:PHE:CZ	1:G:386:GLU:CG	2.60	0.85
1:B:386:GLU:CG	1:C:281:PHE:CZ	2.60	0.85
1:C:386:GLU:CG	1:D:281:PHE:CZ	2.60	0.85
1:I:39:VAL:HG12	1:J:69:MET:HE1	1.58	0.85
1:A:47:PRO:CG	1:B:73:MET:HG2	1.88	0.85
1:F:386:GLU:CG	1:G:281:PHE:CZ	2.60	0.85
1:E:39:VAL:CB	1:F:517:THR:HG21	1.94	0.84
1:D:386:GLU:CG	1:E:281:PHE:CZ	2.60	0.84
1:A:386:GLU:CG	1:B:281:PHE:CZ	2.60	0.84
1:H:232:GLU:CG	1:N:245:LYS:HE2	2.08	0.84
1:F:39:VAL:CB	1:G:517:THR:CG2	2.43	0.84
1:E:386:GLU:CG	1:F:281:PHE:CZ	2.60	0.83
1:C:150:ILE:HG12	1:C:494:LEU:HD12	1.56	0.83
1:I:245:LYS:HE2	1:J:232:GLU:CG	2.08	0.83
1:A:517:THR:CG2	1:G:39:VAL:CB	2.43	0.83
1:H:245:LYS:HE2	1:I:232:GLU:CG	2.08	0.83
1:E:270:ILE:CG2	1:F:229:ASN:C	2.47	0.83
1:M:39:VAL:CG1	1:N:69:MET:HE1	2.07	0.83
1:J:245:LYS:HE2	1:K:232:GLU:CG	2.08	0.83
1:K:245:LYS:HE2	1:L:232:GLU:CG	2.08	0.83
1:M:38:VAL:HA	1:N:519:CYS:O	1.79	0.83
1:C:47:PRO:CD	1:D:73:MET:HG3	1.87	0.83
1:F:270:ILE:CG2	1:G:229:ASN:C	2.47	0.83
1:I:405:ALA:O	1:I:498:LYS:HE2	1.79	0.83
1:M:405:ALA:O	1:M:498:LYS:HE2	1.79	0.83
1:D:39:VAL:CB	1:E:517:THR:CG2	2.43	0.82
1:D:270:ILE:CG2	1:E:229:ASN:C	2.47	0.82
1:L:245:LYS:HE2	1:M:232:GLU:CG	2.08	0.82
1:C:39:VAL:CB	1:D:517:THR:CG2	2.43	0.82
1:M:245:LYS:HE2	1:N:232:GLU:CG	2.08	0.82
1:K:405:ALA:O	1:K:498:LYS:HE2	1.79	0.82
1:A:270:ILE:CG2	1:B:229:ASN:C	2.47	0.82
1:E:26:ALA:CB	1:F:8:PHE:HE2	1.93	0.82
1:H:38:VAL:HA	1:I:519:CYS:O	1.79	0.82
1:M:405:ALA:O	1:M:498:LYS:HD3	1.80	0.82
1:B:38:VAL:HG13	1:C:519:CYS:HB3	1.62	0.82
1:C:38:VAL:HG13	1:D:519:CYS:HB3	1.62	0.82
1:H:405:ALA:O	1:H:498:LYS:HE2	1.79	0.82
1:N:405:ALA:O	1:N:498:LYS:HD3	1.80	0.82
1:B:270:ILE:CG2	1:C:229:ASN:C	2.47	0.81
1:H:65:LYS:HB3	1:H:522:THR:HG21	1.62	0.81

Continued on next page...

Continued from previous page...

Atom-1	Atom-2	Interatomic distance (Å)	Clash overlap (Å)
1:L:405:ALA:O	1:L:498:LYS:HD3	1.80	0.81
1:M:65:LYS:HB3	1:M:522:THR:HG21	1.62	0.81
1:N:65:LYS:HB3	1:N:522:THR:HG21	1.62	0.81
1:A:229:ASN:C	1:G:270:ILE:CG2	2.47	0.81
1:C:26:ALA:CB	1:D:8:PHE:HE2	1.93	0.81
1:E:65:LYS:HB3	1:E:522:THR:HG21	1.62	0.81
1:F:65:LYS:HB3	1:F:522:THR:HG21	1.62	0.81
1:H:69:MET:HE2	1:N:39:VAL:HG11	1.61	0.81
1:I:65:LYS:HB3	1:I:522:THR:HG21	1.62	0.81
1:I:405:ALA:O	1:I:498:LYS:HD3	1.80	0.81
1:K:38:VAL:HA	1:L:519:CYS:O	1.79	0.81
1:K:405:ALA:O	1:K:498:LYS:HD3	1.80	0.81
1:L:38:VAL:HA	1:M:519:CYS:O	1.79	0.81
1:L:39:VAL:CG1	1:M:69:MET:HE1	2.09	0.81
1:I:38:VAL:HA	1:J:519:CYS:O	1.79	0.81
1:C:270:ILE:CG2	1:D:229:ASN:C	2.47	0.81
1:D:35:GLY:O	1:E:114:MET:HE2	1.81	0.81
1:H:405:ALA:O	1:H:498:LYS:HD3	1.80	0.81
1:H:519:CYS:O	1:N:38:VAL:HA	1.79	0.81
1:A:38:VAL:HG13	1:B:519:CYS:HB3	1.61	0.81
1:A:73:MET:HG2	1:G:47:PRO:CG	1.88	0.81
1:D:26:ALA:CB	1:E:8:PHE:HE2	1.93	0.81
1:D:38:VAL:HG13	1:E:519:CYS:HB3	1.62	0.81
1:F:37:ASN:N	1:G:516:THR:HG22	1.84	0.81
1:J:38:VAL:HA	1:K:519:CYS:O	1.79	0.81
1:B:26:ALA:CB	1:C:8:PHE:HE2	1.93	0.81
1:D:65:LYS:HB3	1:D:522:THR:HG21	1.62	0.81
1:J:405:ALA:O	1:J:498:LYS:HD3	1.80	0.81
1:L:405:ALA:O	1:L:498:LYS:HE2	1.79	0.81
1:M:174:VAL:CG2	1:M:194:GLN:HB2	2.11	0.81
1:N:405:ALA:O	1:N:498:LYS:HE2	1.79	0.81
1:B:35:GLY:O	1:C:114:MET:HE2	1.81	0.81
1:G:65:LYS:HB3	1:G:522:THR:HG21	1.62	0.81
1:F:26:ALA:CB	1:G:8:PHE:HE2	1.93	0.80
1:J:405:ALA:O	1:J:498:LYS:HE2	1.79	0.80
1:L:65:LYS:HB3	1:L:522:THR:HG21	1.62	0.80
1:A:519:CYS:HB3	1:G:38:VAL:HG13	1.62	0.80
1:H:174:VAL:CG2	1:H:194:GLN:HB2	2.11	0.80
1:J:65:LYS:HB3	1:J:522:THR:HG21	1.62	0.80
1:I:174:VAL:CG2	1:I:194:GLN:HB2	2.11	0.80
1:L:174:VAL:CG2	1:L:194:GLN:HB2	2.11	0.80

Continued on next page...

Continued from previous page...

Atom-1	Atom-2	Interatomic distance (Å)	Clash overlap (Å)
1:A:8:PHE:HE2	1:G:26:ALA:CB	1.93	0.80
1:A:26:ALA:CB	1:B:8:PHE:HE2	1.93	0.80
1:H:182:GLY:N	1:I:283:ASP:CB	2.29	0.80
1:F:35:GLY:O	1:G:114:MET:HE2	1.79	0.80
1:F:38:VAL:HG13	1:G:519:CYS:HB3	1.62	0.80
1:J:174:VAL:CG2	1:J:194:GLN:HB2	2.11	0.80
1:L:385:THR:CB	1:M:284:ARG:CZ	2.60	0.80
1:E:37:ASN:N	1:F:516:THR:HG22	1.84	0.80
1:H:39:VAL:HG11	1:I:69:MET:HE2	1.63	0.80
1:N:174:VAL:CG2	1:N:194:GLN:HB2	2.11	0.80
1:J:59:GLU:O	1:K:4:LYS:HG3	1.83	0.79
1:B:65:LYS:HB3	1:B:522:THR:HG21	1.62	0.79
1:K:174:VAL:CG2	1:K:194:GLN:HB2	2.11	0.79
1:M:385:THR:CB	1:N:284:ARG:CZ	2.60	0.79
1:H:4:LYS:HG3	1:N:59:GLU:O	1.83	0.79
1:H:59:GLU:O	1:I:4:LYS:HG3	1.83	0.79
1:L:36:ARG:HB2	1:M:518:GLU:HB2	1.65	0.79
1:M:182:GLY:N	1:N:283:ASP:CB	2.29	0.79
1:F:47:PRO:HD2	1:G:73:MET:CB	2.11	0.79
1:H:518:GLU:HB2	1:N:36:ARG:HB2	1.65	0.79
1:K:385:THR:CB	1:L:284:ARG:CZ	2.60	0.79
1:N:408:GLU:CG	1:N:498:LYS:CE	2.61	0.79
1:C:65:LYS:HB3	1:C:522:THR:HG21	1.62	0.79
1:E:47:PRO:HD2	1:F:73:MET:CB	2.11	0.79
1:E:49:ILE:CG1	1:F:513:LEU:HD13	2.12	0.79
1:A:73:MET:CB	1:G:47:PRO:HD2	2.11	0.79
1:C:178:GLU:HA	1:C:393:LYS:HE2	1.65	0.79
1:C:291:ASP:HB3	1:C:372:LEU:HD11	1.65	0.79
1:D:37:ASN:N	1:E:516:THR:HG22	1.84	0.79
1:D:47:PRO:HD2	1:E:73:MET:CB	2.11	0.79
1:E:38:VAL:HG13	1:F:519:CYS:HB3	1.62	0.79
1:I:36:ARG:HB2	1:J:518:GLU:HB2	1.65	0.79
1:I:390:LYS:HG2	1:J:281:PHE:HB2	1.64	0.79
1:B:49:ILE:CG1	1:C:513:LEU:HD13	2.12	0.79
1:F:49:ILE:CG1	1:G:513:LEU:HD13	2.12	0.79
1:H:291:ASP:HB3	1:H:372:LEU:HD11	1.65	0.79
1:I:291:ASP:HB3	1:I:372:LEU:HD11	1.65	0.79
1:L:59:GLU:O	1:M:4:LYS:HG3	1.83	0.79
1:L:182:GLY:N	1:M:283:ASP:CB	2.29	0.79
1:M:408:GLU:CG	1:M:498:LYS:CE	2.61	0.79
1:K:39:VAL:HG11	1:L:69:MET:HE2	1.63	0.79

Continued on next page...

Continued from previous page...

Atom-1	Atom-2	Interatomic distance (Å)	Clash overlap (Å)
1:M:59:GLU:O	1:N:4:LYS:HG3	1.83	0.79
1:A:47:PRO:HD2	1:B:73:MET:CB	2.11	0.79
1:A:65:LYS:HB3	1:A:522:THR:HG21	1.62	0.79
1:B:291:ASP:HB3	1:B:372:LEU:HD11	1.65	0.79
1:C:47:PRO:HD2	1:D:73:MET:CB	2.11	0.79
1:D:178:GLU:HA	1:D:393:LYS:HE2	1.65	0.79
1:I:385:THR:CB	1:J:284:ARG:CZ	2.60	0.79
1:K:65:LYS:HB3	1:K:522:THR:HG21	1.62	0.79
1:K:408:GLU:CG	1:K:498:LYS:CE	2.61	0.79
1:L:408:GLU:CG	1:L:498:LYS:CE	2.61	0.79
1:B:47:PRO:HD2	1:C:73:MET:CB	2.11	0.78
1:D:47:PRO:HG2	1:E:73:MET:SD	2.23	0.78
1:C:49:ILE:CG1	1:D:513:LEU:HD13	2.12	0.78
1:E:178:GLU:HA	1:E:393:LYS:HE2	1.65	0.78
1:H:385:THR:CB	1:I:284:ARG:CZ	2.60	0.78
1:K:36:ARG:HB2	1:L:518:GLU:HB2	1.65	0.78
1:C:47:PRO:HG2	1:D:73:MET:SD	2.23	0.78
1:D:270:ILE:CG2	1:E:229:ASN:HA	2.13	0.78
1:D:291:ASP:HB3	1:D:372:LEU:HD11	1.65	0.78
1:H:281:PHE:HB2	1:N:390:LYS:HG2	1.64	0.78
1:A:39:VAL:CB	1:B:517:THR:CG2	2.43	0.78
1:A:49:ILE:CG1	1:B:513:LEU:HD13	2.12	0.78
1:B:178:GLU:HA	1:B:393:LYS:HE2	1.65	0.78
1:H:36:ARG:HB2	1:I:518:GLU:HB2	1.65	0.78
1:A:47:PRO:HG2	1:B:73:MET:SD	2.24	0.78
1:F:47:PRO:HG2	1:G:73:MET:SD	2.23	0.78
1:A:270:ILE:CG2	1:B:229:ASN:HA	2.13	0.78
1:E:270:ILE:CG2	1:F:229:ASN:HA	2.13	0.78
1:I:174:VAL:HG22	1:I:194:GLN:HB2	1.66	0.78
1:J:174:VAL:HG22	1:J:194:GLN:HB2	1.66	0.78
1:K:182:GLY:N	1:L:283:ASP:CB	2.29	0.78
1:M:36:ARG:HB2	1:N:518:GLU:HB2	1.65	0.78
1:D:49:ILE:CG1	1:E:513:LEU:HD13	2.12	0.78
1:J:385:THR:CB	1:K:284:ARG:CZ	2.60	0.78
1:H:390:LYS:HG2	1:I:281:PHE:HB2	1.64	0.78
1:J:39:VAL:HG11	1:K:69:MET:HE2	1.64	0.78
1:J:291:ASP:HB3	1:J:372:LEU:HD11	1.65	0.78
1:M:86:GLY:HA3	1:M:405:ALA:CB	2.14	0.78
1:A:291:ASP:HB3	1:A:372:LEU:HD11	1.65	0.78
1:F:270:ILE:CG2	1:G:229:ASN:HA	2.13	0.78
1:I:59:GLU:O	1:J:4:LYS:HG3	1.83	0.78

Continued on next page...

Continued from previous page...

Atom-1	Atom-2	Interatomic distance (Å)	Clash overlap (Å)
1:I:191:GLU:O	1:I:334:ASP:HA	1.84	0.78
1:A:229:ASN:HA	1:G:270:ILE:CG2	2.13	0.77
1:J:86:GLY:HA3	1:J:405:ALA:CB	2.14	0.77
1:A:513:LEU:HD13	1:G:49:ILE:CG1	2.13	0.77
1:B:47:PRO:HG2	1:C:73:MET:SD	2.23	0.77
1:I:182:GLY:N	1:J:283:ASP:CB	2.29	0.77
1:J:390:LYS:HG2	1:K:281:PHE:HB2	1.64	0.77
1:K:59:GLU:O	1:L:4:LYS:HG3	1.83	0.77
1:L:191:GLU:O	1:L:334:ASP:HA	1.84	0.77
1:N:291:ASP:HB3	1:N:372:LEU:HD11	1.65	0.77
1:H:174:VAL:HG22	1:H:194:GLN:HB2	1.66	0.77
1:M:390:LYS:HG2	1:N:281:PHE:HB2	1.64	0.77
1:B:270:ILE:CD1	1:C:231:ARG:HG3	2.15	0.77
1:E:47:PRO:HG2	1:F:73:MET:SD	2.23	0.77
1:H:284:ARG:CZ	1:N:385:THR:CB	2.60	0.77
1:H:408:GLU:CG	1:H:498:LYS:CE	2.61	0.77
1:L:291:ASP:HB3	1:L:372:LEU:HD11	1.65	0.77
1:F:291:ASP:HB3	1:F:372:LEU:HD11	1.65	0.77
1:G:178:GLU:HA	1:G:393:LYS:HE2	1.65	0.77
1:N:86:GLY:HA3	1:N:405:ALA:CB	2.14	0.77
1:F:178:GLU:HA	1:F:393:LYS:HE2	1.65	0.77
1:H:86:GLY:HA3	1:H:405:ALA:CB	2.14	0.77
1:H:174:VAL:HG22	1:H:194:GLN:HB3	1.66	0.77
1:I:174:VAL:HG22	1:I:194:GLN:HB3	1.66	0.77
1:I:405:ALA:O	1:I:498:LYS:CD	2.33	0.77
1:K:174:VAL:HG22	1:K:194:GLN:HB2	1.66	0.77
1:E:291:ASP:HB3	1:E:372:LEU:HD11	1.65	0.77
1:G:291:ASP:HB3	1:G:372:LEU:HD11	1.65	0.77
1:D:39:VAL:O	1:E:519:CYS:O	2.03	0.77
1:F:270:ILE:CD1	1:G:231:ARG:HG3	2.15	0.77
1:I:408:GLU:CG	1:I:498:LYS:CE	2.61	0.77
1:M:191:GLU:O	1:M:334:ASP:HA	1.84	0.77
1:A:37:ASN:N	1:B:516:THR:O	2.17	0.77
1:A:178:GLU:HA	1:A:393:LYS:HE2	1.65	0.77
1:B:37:ASN:N	1:C:516:THR:O	2.17	0.77
1:K:191:GLU:O	1:K:334:ASP:HA	1.84	0.77
1:M:291:ASP:HB3	1:M:372:LEU:HD11	1.65	0.77
1:D:270:ILE:CD1	1:E:231:ARG:HG3	2.15	0.77
1:H:191:GLU:O	1:H:334:ASP:HA	1.84	0.77
1:K:291:ASP:HB3	1:K:372:LEU:HD11	1.65	0.77
1:K:390:LYS:CD	1:L:281:PHE:HB2	2.15	0.77

Continued on next page...

Continued from previous page...

Atom-1	Atom-2	Interatomic distance (Å)	Clash overlap (Å)
1:M:390:LYS:CD	1:N:281:PHE:HB2	2.15	0.77
1:A:231:ARG:HG3	1:G:270:ILE:CD1	2.15	0.76
1:J:191:GLU:O	1:J:334:ASP:HA	1.84	0.76
1:N:191:GLU:O	1:N:334:ASP:HA	1.84	0.76
1:C:37:ASN:N	1:D:516:THR:O	2.17	0.76
1:D:37:ASN:N	1:E:516:THR:O	2.17	0.76
1:E:270:ILE:CD1	1:F:231:ARG:HG3	2.15	0.76
1:I:86:GLY:HA3	1:I:405:ALA:CB	2.14	0.76
1:J:174:VAL:HG22	1:J:194:GLN:HB3	1.66	0.76
1:J:405:ALA:O	1:J:498:LYS:CD	2.33	0.76
1:J:408:GLU:CG	1:J:498:LYS:CE	2.61	0.76
1:L:86:GLY:HA3	1:L:405:ALA:CB	2.14	0.76
1:C:270:ILE:CD1	1:D:231:ARG:HG3	2.15	0.76
1:N:174:VAL:HG22	1:N:194:GLN:HB3	1.66	0.76
1:N:405:ALA:O	1:N:498:LYS:CD	2.33	0.76
1:A:73:MET:SD	1:G:47:PRO:HG2	2.23	0.76
1:M:36:ARG:CG	1:N:518:GLU:HG3	2.12	0.76
1:F:37:ASN:N	1:G:516:THR:O	2.17	0.76
1:H:283:ASP:CB	1:N:182:GLY:N	2.29	0.76
1:K:39:VAL:CG1	1:L:69:MET:HE1	2.12	0.76
1:K:86:GLY:HA3	1:K:405:ALA:CB	2.14	0.76
1:M:405:ALA:O	1:M:498:LYS:CD	2.33	0.76
1:A:516:THR:O	1:G:37:ASN:N	2.17	0.76
1:C:39:VAL:O	1:D:519:CYS:O	2.03	0.76
1:E:39:VAL:O	1:F:519:CYS:O	2.03	0.76
1:H:405:ALA:O	1:H:498:LYS:CD	2.33	0.76
1:L:36:ARG:CG	1:M:518:GLU:HG3	2.12	0.76
1:C:150:ILE:HD11	1:C:494:LEU:HD13	1.67	0.76
1:E:150:ILE:HD11	1:E:494:LEU:HD13	1.67	0.76
1:L:408:GLU:HG2	1:L:498:LYS:HE2	1.67	0.76
1:C:37:ASN:N	1:D:516:THR:HG22	1.84	0.76
1:C:270:ILE:HG22	1:D:229:ASN:CA	2.16	0.76
1:F:39:VAL:O	1:G:519:CYS:O	2.03	0.76
1:A:270:ILE:CD1	1:B:231:ARG:HG3	2.15	0.76
1:B:150:ILE:HD11	1:B:494:LEU:HD13	1.67	0.76
1:H:408:GLU:HG2	1:H:498:LYS:HE2	1.67	0.76
1:I:390:LYS:CD	1:J:281:PHE:HB2	2.15	0.76
1:J:408:GLU:HG2	1:J:498:LYS:HE2	1.67	0.76
1:A:519:CYS:O	1:G:39:VAL:O	2.03	0.76
1:D:270:ILE:HG22	1:E:229:ASN:CA	2.16	0.76
1:L:174:VAL:HG22	1:L:194:GLN:HB2	1.66	0.76

Continued on next page...

Continued from previous page...

Atom-1	Atom-2	Interatomic distance (Å)	Clash overlap (Å)
1:L:390:LYS:HG2	1:M:281:PHE:HB2	1.64	0.76
1:M:174:VAL:HG22	1:M:194:GLN:HB2	1.66	0.76
1:C:270:ILE:CG2	1:D:229:ASN:HA	2.13	0.75
1:H:232:GLU:OE2	1:N:245:LYS:HD3	1.87	0.75
1:K:390:LYS:HG2	1:L:281:PHE:HB2	1.64	0.75
1:A:37:ASN:N	1:B:516:THR:HG22	1.84	0.75
1:B:37:ASN:N	1:C:516:THR:HG22	1.84	0.75
1:E:37:ASN:N	1:F:516:THR:O	2.17	0.75
1:F:150:ILE:HD11	1:F:494:LEU:HD13	1.67	0.75
1:H:36:ARG:CG	1:I:518:GLU:HG3	2.12	0.75
1:J:245:LYS:HD3	1:K:232:GLU:OE2	1.86	0.75
1:K:245:LYS:HD3	1:L:232:GLU:OE2	1.86	0.75
1:K:408:GLU:HG2	1:K:498:LYS:HE2	1.67	0.75
1:N:174:VAL:HG22	1:N:194:GLN:HB2	1.66	0.75
1:H:390:LYS:CD	1:I:281:PHE:HB2	2.15	0.75
1:J:36:ARG:HB2	1:K:518:GLU:HB2	1.65	0.75
1:K:405:ALA:O	1:K:498:LYS:CD	2.33	0.75
1:L:405:ALA:O	1:L:498:LYS:CD	2.33	0.75
1:N:408:GLU:HG2	1:N:498:LYS:HE2	1.67	0.75
1:J:182:GLY:N	1:K:283:ASP:CB	2.29	0.75
1:K:36:ARG:CG	1:L:518:GLU:HG3	2.12	0.75
1:K:174:VAL:HG22	1:K:194:GLN:HB3	1.66	0.75
1:L:245:LYS:HD3	1:M:232:GLU:OE2	1.86	0.75
1:B:39:VAL:O	1:C:519:CYS:O	2.03	0.75
1:L:390:LYS:CD	1:M:281:PHE:HB2	2.16	0.75
1:M:174:VAL:HG22	1:M:194:GLN:HB3	1.66	0.75
1:M:408:GLU:HG2	1:M:498:LYS:HE2	1.67	0.75
1:A:39:VAL:O	1:B:519:CYS:O	2.03	0.75
1:B:270:ILE:CG2	1:C:229:ASN:HA	2.13	0.75
1:H:281:PHE:HB2	1:N:390:LYS:CD	2.16	0.75
1:I:245:LYS:HD3	1:J:232:GLU:OE2	1.86	0.75
1:M:245:LYS:HD3	1:N:232:GLU:OE2	1.86	0.75
1:J:390:LYS:CD	1:K:281:PHE:HB2	2.15	0.75
1:D:150:ILE:HD11	1:D:494:LEU:HD13	1.67	0.74
1:H:245:LYS:HD3	1:I:232:GLU:OE2	1.87	0.74
1:F:38:VAL:HA	1:G:518:GLU:H	1.51	0.74
1:G:150:ILE:HD11	1:G:494:LEU:HD13	1.67	0.74
1:L:39:VAL:HG11	1:M:69:MET:HE2	1.66	0.74
1:A:245:LYS:HE2	1:B:232:GLU:HG3	1.69	0.74
1:B:245:LYS:HE2	1:C:232:GLU:HG3	1.69	0.74
1:C:245:LYS:HE2	1:D:232:GLU:HG3	1.69	0.74

Continued on next page...

Continued from previous page...

Atom-1	Atom-2	Interatomic distance (Å)	Clash overlap (Å)
1:I:408:GLU:HG2	1:I:498:LYS:HE2	1.66	0.74
1:L:174:VAL:HG22	1:L:194:GLN:HB3	1.66	0.74
1:A:150:ILE:HD11	1:A:494:LEU:HD13	1.67	0.74
1:A:518:GLU:H	1:G:38:VAL:HA	1.51	0.74
1:E:38:VAL:HA	1:F:518:GLU:H	1.51	0.74
1:B:38:VAL:HA	1:C:518:GLU:H	1.51	0.74
1:C:39:VAL:HB	1:D:517:THR:CG2	2.15	0.74
1:M:146:GLN:NE2	1:M:494:LEU:HD12	2.03	0.74
1:A:38:VAL:HA	1:B:518:GLU:H	1.51	0.74
1:A:232:GLU:HG3	1:G:245:LYS:HE2	1.69	0.74
1:F:270:ILE:HG22	1:G:229:ASN:CA	2.16	0.73
1:A:516:THR:HG22	1:G:37:ASN:N	1.84	0.73
1:E:270:ILE:HG22	1:F:229:ASN:CA	2.16	0.73
1:K:146:GLN:NE2	1:K:494:LEU:HD12	2.03	0.73
1:K:390:LYS:CG	1:L:281:PHE:HB2	2.18	0.73
1:C:38:VAL:HA	1:D:518:GLU:H	1.51	0.73
1:D:38:VAL:HA	1:E:518:GLU:H	1.51	0.73
1:H:231:ARG:HG3	1:N:270:ILE:HG12	1.70	0.73
1:B:47:PRO:HB2	1:C:73:MET:SD	2.29	0.73
1:D:47:PRO:HB2	1:E:73:MET:SD	2.29	0.73
1:H:270:ILE:HG12	1:I:231:ARG:HG3	1.70	0.73
1:I:146:GLN:NE2	1:I:494:LEU:HD12	2.03	0.73
1:J:390:LYS:CG	1:K:281:PHE:HB2	2.18	0.73
1:D:245:LYS:HE2	1:E:232:GLU:HG3	1.69	0.73
1:H:146:GLN:NE2	1:H:494:LEU:HD12	2.03	0.73
1:A:73:MET:SD	1:G:47:PRO:HB2	2.29	0.73
1:F:245:LYS:HE2	1:G:232:GLU:HG3	1.69	0.73
1:K:270:ILE:CG2	1:L:229:ASN:C	2.57	0.73
1:E:47:PRO:HB2	1:F:73:MET:SD	2.29	0.73
1:L:390:LYS:CG	1:M:281:PHE:HB2	2.18	0.73
1:N:146:GLN:NE2	1:N:494:LEU:HD12	2.03	0.73
1:H:281:PHE:HB2	1:N:390:LYS:CG	2.18	0.73
1:J:36:ARG:CG	1:K:518:GLU:HG3	2.12	0.73
1:E:245:LYS:HE2	1:F:232:GLU:HG3	1.69	0.72
1:J:146:GLN:NE2	1:J:494:LEU:HD12	2.03	0.72
1:A:47:PRO:HB2	1:B:73:MET:SD	2.29	0.72
1:D:39:VAL:HB	1:E:517:THR:CG2	2.15	0.72
1:E:39:VAL:HB	1:F:517:THR:CG2	2.15	0.72
1:I:270:ILE:CG2	1:J:229:ASN:C	2.57	0.72
1:I:270:ILE:HG12	1:J:231:ARG:HG3	1.70	0.72
1:I:390:LYS:CG	1:J:281:PHE:HB2	2.18	0.72

Continued on next page...

Continued from previous page...

Atom-1	Atom-2	Interatomic distance (Å)	Clash overlap (Å)
1:M:270:ILE:HG12	1:N:231:ARG:HG3	1.70	0.72
1:J:270:ILE:CG2	1:K:229:ASN:C	2.57	0.72
1:C:47:PRO:HB2	1:D:73:MET:SD	2.29	0.72
1:C:150:ILE:HD13	1:C:411:VAL:CB	2.20	0.72
1:D:150:ILE:HD13	1:D:411:VAL:CB	2.20	0.72
1:H:390:LYS:CG	1:I:281:PHE:HB2	2.18	0.72
1:L:270:ILE:CG2	1:M:229:ASN:C	2.57	0.72
1:M:39:VAL:HG11	1:N:69:MET:HE2	1.69	0.72
1:A:270:ILE:HG22	1:B:229:ASN:CA	2.16	0.72
1:I:168:LYS:HD3	1:I:189:VAL:HG23	1.70	0.72
1:M:168:LYS:HD3	1:M:189:VAL:HG23	1.70	0.72
1:E:150:ILE:HD13	1:E:411:VAL:CB	2.20	0.72
1:K:270:ILE:HG12	1:L:231:ARG:HG3	1.71	0.72
1:L:168:LYS:HD3	1:L:189:VAL:HG23	1.70	0.72
1:N:168:LYS:HD3	1:N:189:VAL:HG23	1.70	0.72
1:F:47:PRO:HB2	1:G:73:MET:SD	2.29	0.72
1:F:150:ILE:HD13	1:F:411:VAL:CB	2.20	0.72
1:G:150:ILE:HD13	1:G:411:VAL:CB	2.20	0.72
1:H:270:ILE:CG2	1:I:229:ASN:C	2.57	0.72
1:L:146:GLN:NE2	1:L:494:LEU:HD12	2.03	0.72
1:A:150:ILE:HD13	1:A:411:VAL:CB	2.20	0.72
1:B:150:ILE:HD13	1:B:411:VAL:CB	2.20	0.72
1:J:168:LYS:HD3	1:J:189:VAL:HG23	1.70	0.72
1:H:39:VAL:CG1	1:I:69:MET:HE1	2.12	0.71
1:I:36:ARG:CG	1:J:518:GLU:HG3	2.12	0.71
1:J:270:ILE:HG12	1:K:231:ARG:HG3	1.70	0.71
1:L:270:ILE:HG12	1:M:231:ARG:HG3	1.70	0.71
1:K:37:ASN:HB2	1:L:517:THR:HA	1.72	0.71
1:H:37:ASN:HB2	1:I:517:THR:HA	1.72	0.71
1:H:168:LYS:HD3	1:H:189:VAL:HG23	1.70	0.71
1:I:37:ASN:HB2	1:J:517:THR:HA	1.72	0.71
1:J:37:ASN:HB2	1:K:517:THR:HA	1.72	0.71
1:K:168:LYS:HD3	1:K:189:VAL:HG23	1.70	0.71
1:B:39:VAL:HB	1:C:517:THR:CG2	2.15	0.71
1:M:270:ILE:CG2	1:N:229:ASN:C	2.57	0.71
1:B:150:ILE:CD1	1:B:494:LEU:HD13	2.21	0.71
1:J:174:VAL:CG2	1:J:194:GLN:CB	2.69	0.71
1:L:37:ASN:HB2	1:M:517:THR:HA	1.72	0.71
1:M:218:PRO:HB3	1:M:246:PRO:HB2	1.73	0.71
1:N:174:VAL:CG2	1:N:194:GLN:CB	2.69	0.71
1:N:218:PRO:HB3	1:N:246:PRO:HB2	1.73	0.71

Continued on next page...

Continued from previous page...

Atom-1	Atom-2	Interatomic distance (Å)	Clash overlap (Å)
1:B:49:ILE:HD12	1:C:513:LEU:HB3	1.73	0.71
1:C:150:ILE:CD1	1:C:494:LEU:HD13	2.21	0.71
1:E:218:PRO:HB3	1:E:246:PRO:HB2	1.73	0.71
1:L:390:LYS:CE	1:M:281:PHE:CB	2.56	0.71
1:D:49:ILE:HD12	1:E:513:LEU:HB3	1.73	0.71
1:D:150:ILE:CD1	1:D:494:LEU:HD13	2.21	0.71
1:J:39:VAL:CG1	1:K:69:MET:HE1	2.11	0.71
1:A:229:ASN:CA	1:G:270:ILE:HG22	2.16	0.70
1:C:35:GLY:O	1:D:114:MET:HE2	1.91	0.70
1:C:218:PRO:HB3	1:C:246:PRO:HB2	1.73	0.70
1:D:218:PRO:HB3	1:D:246:PRO:HB2	1.73	0.70
1:H:218:PRO:HB3	1:H:246:PRO:HB2	1.73	0.70
1:H:229:ASN:C	1:N:270:ILE:CG2	2.57	0.70
1:L:174:VAL:CG2	1:L:194:GLN:CB	2.69	0.70
1:L:218:PRO:HB3	1:L:246:PRO:HB2	1.73	0.70
1:A:513:LEU:HB3	1:G:49:ILE:HD12	1.73	0.70
1:F:150:ILE:CD1	1:F:494:LEU:HD13	2.21	0.70
1:F:218:PRO:HB3	1:F:246:PRO:HB2	1.73	0.70
1:H:517:THR:HA	1:N:37:ASN:HB2	1.72	0.70
1:K:390:LYS:CE	1:L:281:PHE:CB	2.56	0.70
1:A:150:ILE:CD1	1:A:494:LEU:HD13	2.21	0.70
1:C:381:VAL:HG11	1:C:393:LYS:HA	1.73	0.70
1:F:381:VAL:HG11	1:F:393:LYS:HA	1.73	0.70
1:G:150:ILE:CD1	1:G:494:LEU:HD13	2.21	0.70
1:I:174:VAL:CG2	1:I:194:GLN:CB	2.69	0.70
1:I:390:LYS:HG2	1:J:281:PHE:CD2	2.26	0.70
1:M:390:LYS:HG2	1:N:281:PHE:CD2	2.26	0.70
1:B:381:VAL:HG11	1:B:393:LYS:HA	1.73	0.70
1:F:39:VAL:HB	1:G:517:THR:CG2	2.15	0.70
1:G:381:VAL:HG11	1:G:393:LYS:HA	1.73	0.70
1:H:281:PHE:CD2	1:N:390:LYS:HG2	2.26	0.70
1:H:390:LYS:HG2	1:I:281:PHE:CD2	2.26	0.70
1:I:218:PRO:HB3	1:I:246:PRO:HB2	1.73	0.70
1:J:390:LYS:HG2	1:K:281:PHE:CD2	2.26	0.70
1:D:381:VAL:HG11	1:D:393:LYS:HA	1.73	0.70
1:M:390:LYS:CE	1:N:281:PHE:CB	2.56	0.70
1:A:35:GLY:O	1:B:114:MET:HE2	1.91	0.69
1:B:218:PRO:HB3	1:B:246:PRO:HB2	1.73	0.69
1:E:150:ILE:CD1	1:E:494:LEU:HD13	2.21	0.69
1:H:390:LYS:CE	1:I:281:PHE:CB	2.56	0.69
1:M:390:LYS:CG	1:N:281:PHE:HB2	2.18	0.69

Continued on next page...

Continued from previous page...

Atom-1	Atom-2	Interatomic distance (Å)	Clash overlap (Å)
1:H:518:GLU:HG3	1:N:36:ARG:CG	2.12	0.69
1:J:458:CYS:O	1:K:112:ASN:ND2	2.25	0.69
1:L:390:LYS:HG2	1:M:281:PHE:CD2	2.26	0.69
1:A:41:ASP:OD2	1:B:69:MET:HG2	1.93	0.69
1:K:218:PRO:HB3	1:K:246:PRO:HB2	1.73	0.69
1:K:458:CYS:O	1:L:112:ASN:ND2	2.24	0.69
1:M:37:ASN:HB2	1:N:517:THR:HA	1.72	0.69
1:C:183:LEU:HA	1:C:383:ALA:CB	2.20	0.69
1:K:390:LYS:HG2	1:L:281:PHE:CD2	2.26	0.69
1:L:458:CYS:O	1:M:112:ASN:ND2	2.24	0.69
1:A:231:ARG:HG3	1:G:270:ILE:HD13	1.75	0.69
1:A:270:ILE:HD13	1:B:231:ARG:HG3	1.75	0.69
1:B:270:ILE:HG22	1:C:229:ASN:CA	2.16	0.69
1:C:41:ASP:OD2	1:D:69:MET:HG2	1.93	0.69
1:F:270:ILE:HD13	1:G:231:ARG:HG3	1.75	0.69
1:J:218:PRO:HB3	1:J:246:PRO:HB2	1.73	0.69
1:K:174:VAL:CG2	1:K:194:GLN:CB	2.69	0.69
1:A:69:MET:HG2	1:G:41:ASP:OD2	1.93	0.69
1:A:218:PRO:HB3	1:A:246:PRO:HB2	1.73	0.69
1:C:37:ASN:O	1:D:516:THR:O	2.11	0.69
1:E:49:ILE:HD12	1:F:513:LEU:HB3	1.73	0.69
1:E:41:ASP:OD2	1:F:69:MET:HG2	1.93	0.69
1:G:218:PRO:HB3	1:G:246:PRO:HB2	1.73	0.69
1:J:174:VAL:CG1	1:J:331:THR:OG1	2.40	0.69
1:M:174:VAL:CG2	1:M:194:GLN:CB	2.69	0.69
1:B:270:ILE:HD13	1:C:231:ARG:HG3	1.75	0.69
1:C:49:ILE:HD12	1:D:513:LEU:HB3	1.73	0.69
1:E:37:ASN:O	1:F:516:THR:O	2.10	0.69
1:B:37:ASN:O	1:C:516:THR:O	2.11	0.68
1:E:381:VAL:HG11	1:E:393:LYS:HA	1.73	0.68
1:A:49:ILE:HD12	1:B:513:LEU:HB3	1.73	0.68
1:A:381:VAL:HG11	1:A:393:LYS:HA	1.73	0.68
1:F:37:ASN:O	1:G:516:THR:O	2.11	0.68
1:H:85:ALA:O	1:H:405:ALA:HB3	1.91	0.68
1:M:270:ILE:HG22	1:N:229:ASN:O	1.91	0.68
1:A:114:MET:HE2	1:G:35:GLY:O	1.91	0.68
1:D:37:ASN:O	1:E:516:THR:O	2.11	0.68
1:H:174:VAL:CG2	1:H:194:GLN:CB	2.69	0.68
1:H:270:ILE:HG22	1:I:229:ASN:O	1.91	0.68
1:E:270:ILE:HD13	1:F:231:ARG:HG3	1.75	0.68
1:I:458:CYS:O	1:J:112:ASN:ND2	2.24	0.68

Continued on next page...

Continued from previous page...

Atom-1	Atom-2	Interatomic distance (Å)	Clash overlap (Å)
1:K:383:ALA:HB1	1:L:283:ASP:HB2	1.76	0.68
1:M:383:ALA:HB1	1:N:283:ASP:HB2	1.76	0.68
1:E:35:GLY:O	1:F:114:MET:HE2	1.94	0.68
1:E:183:LEU:HA	1:E:383:ALA:CB	2.20	0.68
1:L:383:ALA:HB1	1:M:283:ASP:HB2	1.76	0.68
1:A:183:LEU:HA	1:A:383:ALA:CB	2.20	0.68
1:F:183:LEU:HA	1:F:383:ALA:CB	2.20	0.68
1:H:283:ASP:HB2	1:N:383:ALA:HB1	1.76	0.68
1:J:383:ALA:HB1	1:K:283:ASP:HB2	1.76	0.68
1:K:85:ALA:O	1:K:405:ALA:HB3	1.91	0.68
1:K:387:VAL:CA	1:L:281:PHE:CD1	2.52	0.68
1:K:390:LYS:HG2	1:L:281:PHE:HB3	1.74	0.68
1:B:41:ASP:OD2	1:C:69:MET:HG2	1.93	0.67
1:F:35:GLY:O	1:G:114:MET:SD	2.53	0.67
1:G:183:LEU:HA	1:G:383:ALA:CB	2.20	0.67
1:A:37:ASN:O	1:B:516:THR:O	2.11	0.67
1:D:35:GLY:O	1:E:114:MET:SD	2.52	0.67
1:F:37:ASN:HB2	1:G:516:THR:CA	1.87	0.67
1:J:85:ALA:O	1:J:405:ALA:HB3	1.91	0.67
1:A:516:THR:O	1:G:37:ASN:O	2.11	0.67
1:C:270:ILE:HD13	1:D:231:ARG:HG3	1.75	0.67
1:C:35:GLY:O	1:D:114:MET:SD	2.52	0.67
1:I:174:VAL:CG1	1:I:331:THR:OG1	2.40	0.67
1:A:114:MET:SD	1:G:35:GLY:O	2.53	0.67
1:E:35:GLY:O	1:F:114:MET:SD	2.53	0.67
1:B:39:VAL:CB	1:C:517:THR:HG23	2.25	0.67
1:H:69:MET:HE1	1:N:39:VAL:CG1	2.13	0.67
1:M:458:CYS:O	1:N:112:ASN:ND2	2.25	0.67
1:N:174:VAL:HG11	1:N:331:THR:HG1	1.60	0.67
1:A:517:THR:HG23	1:G:39:VAL:CB	2.25	0.67
1:H:112:ASN:ND2	1:N:458:CYS:O	2.24	0.67
1:I:390:LYS:CE	1:J:281:PHE:CB	2.56	0.67
1:C:47:PRO:CG	1:D:73:MET:SD	2.83	0.66
1:D:270:ILE:HD13	1:E:231:ARG:HG3	1.75	0.66
1:H:281:PHE:HB3	1:N:390:LYS:HG2	1.74	0.66
1:J:390:LYS:HG2	1:K:281:PHE:HB3	1.74	0.66
1:A:39:VAL:CB	1:B:517:THR:HG23	2.25	0.66
1:A:517:THR:CG2	1:G:39:VAL:HB	2.15	0.66
1:I:383:ALA:HB1	1:J:283:ASP:HB2	1.76	0.66
1:L:85:ALA:O	1:L:405:ALA:HB3	1.91	0.66
1:H:458:CYS:O	1:I:112:ASN:ND2	2.25	0.66

Continued on next page...

Continued from previous page...

Atom-1	Atom-2	Interatomic distance (Å)	Clash overlap (Å)
1:J:390:LYS:CE	1:K:281:PHE:CB	2.56	0.66
1:M:174:VAL:CG1	1:M:331:THR:OG1	2.40	0.66
1:I:387:VAL:CA	1:J:281:PHE:CD1	2.52	0.66
1:I:390:LYS:HG2	1:J:281:PHE:HB3	1.74	0.66
1:K:270:ILE:HG22	1:L:229:ASN:O	1.91	0.66
1:A:245:LYS:HD3	1:B:232:GLU:CD	2.16	0.66
1:B:245:LYS:HD3	1:C:232:GLU:CD	2.16	0.66
1:C:245:LYS:HD3	1:D:232:GLU:CD	2.16	0.66
1:H:270:ILE:CD1	1:I:231:ARG:HG3	2.26	0.66
1:A:232:GLU:CD	1:G:245:LYS:HD3	2.16	0.66
1:B:35:GLY:O	1:C:114:MET:SD	2.53	0.66
1:I:270:ILE:CD1	1:J:231:ARG:HG3	2.26	0.66
1:K:174:VAL:CG1	1:K:331:THR:OG1	2.40	0.66
1:B:49:ILE:CG2	1:C:513:LEU:HD22	2.26	0.66
1:F:47:PRO:CG	1:G:73:MET:SD	2.83	0.66
1:H:383:ALA:HB1	1:I:283:ASP:HB2	1.76	0.66
1:A:35:GLY:O	1:B:114:MET:SD	2.53	0.66
1:D:47:PRO:CG	1:E:73:MET:SD	2.83	0.66
1:D:245:LYS:HD3	1:E:232:GLU:CD	2.16	0.66
1:A:49:ILE:CG2	1:B:513:LEU:HD22	2.26	0.66
1:C:49:ILE:CG2	1:D:513:LEU:HD22	2.26	0.66
1:D:270:ILE:CG2	1:E:229:ASN:CA	2.74	0.66
1:H:231:ARG:HG3	1:N:270:ILE:CD1	2.26	0.66
1:F:245:LYS:HD3	1:G:232:GLU:CD	2.16	0.65
1:L:390:LYS:HG2	1:M:281:PHE:HB3	1.74	0.65
1:A:39:VAL:CB	1:B:517:THR:HG21	1.94	0.65
1:A:513:LEU:HD22	1:G:49:ILE:CG2	2.26	0.65
1:I:85:ALA:O	1:I:405:ALA:HB3	1.91	0.65
1:L:270:ILE:CD1	1:M:231:ARG:HG3	2.26	0.65
1:N:85:ALA:O	1:N:405:ALA:HB3	1.91	0.65
1:D:41:ASP:OD2	1:E:69:MET:HG2	1.93	0.65
1:E:245:LYS:HD3	1:F:232:GLU:CD	2.16	0.65
1:J:270:ILE:CD1	1:K:231:ARG:HG3	2.26	0.65
1:M:85:ALA:O	1:M:405:ALA:HB3	1.91	0.65
1:M:270:ILE:CD1	1:N:231:ARG:HG3	2.26	0.65
1:A:47:PRO:CG	1:B:73:MET:SD	2.83	0.65
1:C:270:ILE:CG2	1:D:229:ASN:CA	2.74	0.65
1:H:281:PHE:CD1	1:N:387:VAL:CA	2.52	0.65
1:A:73:MET:SD	1:G:47:PRO:CG	2.83	0.65
1:D:39:VAL:CB	1:E:517:THR:HG23	2.25	0.65
1:F:39:VAL:CB	1:G:517:THR:HG23	2.24	0.65

Continued on next page...

Continued from previous page...

Atom-1	Atom-2	Interatomic distance (Å)	Clash overlap (Å)
1:M:146:GLN:HE22	1:M:494:LEU:CD1	2.10	0.65
1:A:37:ASN:O	1:B:518:GLU:N	2.30	0.65
1:C:36:ARG:HD3	1:D:114:MET:HG2	1.78	0.65
1:F:37:ASN:O	1:G:518:GLU:N	2.30	0.65
1:F:270:ILE:CG2	1:G:229:ASN:CA	2.74	0.65
1:B:270:ILE:CG2	1:C:229:ASN:CA	2.74	0.65
1:C:39:VAL:CB	1:D:517:THR:HG23	2.25	0.65
1:D:37:ASN:O	1:E:518:GLU:N	2.30	0.65
1:K:270:ILE:CD1	1:L:231:ARG:HG3	2.26	0.65
1:N:146:GLN:HE22	1:N:494:LEU:CD1	2.10	0.65
1:B:37:ASN:O	1:C:518:GLU:N	2.30	0.65
1:D:49:ILE:CG2	1:E:513:LEU:HD22	2.26	0.65
1:E:270:ILE:CG2	1:F:229:ASN:CA	2.74	0.65
1:F:49:ILE:HD12	1:G:513:LEU:HB3	1.73	0.65
1:H:174:VAL:CG1	1:H:331:THR:OG1	2.40	0.65
1:I:408:GLU:HG3	1:I:498:LYS:NZ	2.12	0.65
1:K:408:GLU:HG3	1:K:498:LYS:NZ	2.12	0.65
1:B:36:ARG:HD3	1:C:114:MET:HG2	1.78	0.65
1:B:183:LEU:HA	1:B:383:ALA:CB	2.20	0.65
1:E:37:ASN:O	1:F:518:GLU:N	2.30	0.65
1:F:49:ILE:CG2	1:G:513:LEU:HD22	2.26	0.65
1:D:36:ARG:HD3	1:E:114:MET:HG2	1.78	0.65
1:H:86:GLY:N	1:H:405:ALA:HB1	2.12	0.65
1:J:146:GLN:HE22	1:J:494:LEU:CD1	2.10	0.65
1:C:37:ASN:O	1:D:518:GLU:N	2.30	0.64
1:F:41:ASP:OD2	1:G:69:MET:HG2	1.93	0.64
1:H:146:GLN:HE22	1:H:494:LEU:CD1	2.10	0.64
1:H:281:PHE:CB	1:N:390:LYS:CE	2.56	0.64
1:I:146:GLN:HE22	1:I:494:LEU:CD1	2.10	0.64
1:J:387:VAL:C	1:K:281:PHE:CZ	2.69	0.64
1:N:408:GLU:HG3	1:N:498:LYS:NZ	2.12	0.64
1:A:518:GLU:N	1:G:37:ASN:O	2.30	0.64
1:L:146:GLN:HE22	1:L:494:LEU:CD1	2.10	0.64
1:A:39:VAL:HB	1:B:517:THR:CG2	2.15	0.64
1:E:47:PRO:CG	1:F:73:MET:SD	2.83	0.64
1:E:49:ILE:CG2	1:F:513:LEU:HD22	2.26	0.64
1:M:408:GLU:HG3	1:M:498:LYS:NZ	2.12	0.64
1:A:305:ILE:HG22	1:A:308:GLU:HB2	1.80	0.64
1:B:305:ILE:HG22	1:B:308:GLU:HB2	1.80	0.64
1:G:305:ILE:HG22	1:G:308:GLU:HB2	1.79	0.64
1:A:270:ILE:CG2	1:B:229:ASN:CA	2.74	0.64

Continued on next page...

Continued from previous page...

Atom-1	Atom-2	Interatomic distance (Å)	Clash overlap (Å)
1:D:183:LEU:HA	1:D:383:ALA:CB	2.20	0.64
1:H:387:VAL:CA	1:I:281:PHE:CD1	2.52	0.64
1:H:408:GLU:HG3	1:H:498:LYS:NZ	2.12	0.64
1:M:36:ARG:CB	1:N:518:GLU:CB	2.71	0.64
1:M:390:LYS:HG2	1:N:281:PHE:HB3	1.74	0.64
1:A:36:ARG:HD3	1:B:114:MET:HG2	1.78	0.64
1:K:146:GLN:HE22	1:K:494:LEU:CD1	2.10	0.64
1:F:36:ARG:HD3	1:G:114:MET:HG2	1.78	0.64
1:F:305:ILE:HG22	1:F:308:GLU:HB2	1.80	0.64
1:I:245:LYS:HD3	1:J:232:GLU:CD	2.18	0.64
1:H:245:LYS:HD3	1:I:232:GLU:CD	2.18	0.64
1:H:386:GLU:OE2	1:I:285:ARG:HA	1.98	0.64
1:I:86:GLY:N	1:I:405:ALA:HB1	2.12	0.64
1:I:386:GLU:OE2	1:J:285:ARG:HA	1.98	0.64
1:K:245:LYS:HD3	1:L:232:GLU:CD	2.18	0.64
1:L:408:GLU:HG3	1:L:498:LYS:NZ	2.12	0.64
1:E:36:ARG:HD3	1:F:114:MET:HG2	1.78	0.64
1:H:232:GLU:CD	1:N:245:LYS:HD3	2.18	0.64
1:I:387:VAL:C	1:J:281:PHE:CZ	2.69	0.64
1:J:245:LYS:HD3	1:K:232:GLU:CD	2.18	0.64
1:K:387:VAL:C	1:L:281:PHE:CZ	2.69	0.64
1:L:387:VAL:C	1:M:281:PHE:CZ	2.69	0.64
1:M:245:LYS:HD3	1:N:232:GLU:CD	2.18	0.64
1:C:305:ILE:HG22	1:C:308:GLU:HB2	1.80	0.63
1:E:39:VAL:CB	1:F:517:THR:HG23	2.25	0.63
1:G:383:ALA:HA	1:G:389:MET:HG2	1.80	0.63
1:H:285:ARG:HA	1:N:386:GLU:OE2	1.98	0.63
1:E:305:ILE:HG22	1:E:308:GLU:HB2	1.80	0.63
1:H:305:ILE:HG22	1:H:308:GLU:HB2	1.80	0.63
1:J:386:GLU:OE2	1:K:285:ARG:HA	1.98	0.63
1:L:390:LYS:CG	1:M:281:PHE:HB3	2.28	0.63
1:F:383:ALA:HA	1:F:389:MET:HG2	1.80	0.63
1:H:390:LYS:HG2	1:I:281:PHE:HB3	1.74	0.63
1:J:270:ILE:HG22	1:K:229:ASN:O	1.91	0.63
1:J:390:LYS:CG	1:K:281:PHE:HB3	2.28	0.63
1:J:408:GLU:HG3	1:J:498:LYS:NZ	2.12	0.63
1:A:114:MET:HG2	1:G:36:ARG:HD3	1.78	0.63
1:H:229:ASN:O	1:N:270:ILE:HG22	1.91	0.63
1:L:174:VAL:CG1	1:L:331:THR:OG1	2.40	0.63
1:A:383:ALA:HA	1:A:389:MET:HG2	1.80	0.63
1:D:305:ILE:HG22	1:D:308:GLU:HB2	1.80	0.63

Continued on next page...

Continued from previous page...

Atom-1	Atom-2	Interatomic distance (Å)	Clash overlap (Å)
1:I:305:ILE:HG22	1:I:308:GLU:HB2	1.80	0.63
1:H:518:GLU:CB	1:N:36:ARG:CB	2.71	0.63
1:K:231:ARG:CZ	1:K:231:ARG:HB3	2.29	0.63
1:I:231:ARG:HB3	1:I:231:ARG:CZ	2.29	0.63
1:L:245:LYS:HD3	1:M:232:GLU:CD	2.18	0.63
1:N:174:VAL:CG1	1:N:331:THR:OG1	2.40	0.63
1:E:37:ASN:N	1:F:516:THR:CG2	2.62	0.63
1:E:383:ALA:HA	1:E:389:MET:HG2	1.80	0.63
1:L:36:ARG:CB	1:M:518:GLU:CB	2.71	0.63
1:N:305:ILE:HG22	1:N:308:GLU:HB2	1.80	0.63
1:G:231:ARG:HB3	1:G:231:ARG:CZ	2.29	0.63
1:J:305:ILE:HG22	1:J:308:GLU:HB2	1.80	0.63
1:L:386:GLU:OE2	1:M:285:ARG:HA	1.98	0.63
1:B:47:PRO:CG	1:C:73:MET:SD	2.83	0.62
1:I:431:GLY:H	1:I:437:ASN:HD21	1.47	0.62
1:K:305:ILE:HG22	1:K:308:GLU:HB2	1.80	0.62
1:M:386:GLU:OE2	1:N:285:ARG:HA	1.98	0.62
1:A:231:ARG:HB3	1:A:231:ARG:CZ	2.29	0.62
1:C:383:ALA:HA	1:C:389:MET:HG2	1.80	0.62
1:F:431:GLY:H	1:F:437:ASN:HD21	1.48	0.62
1:H:26:ALA:HA	1:I:8:PHE:CE2	2.34	0.62
1:I:270:ILE:HG22	1:J:229:ASN:O	1.91	0.62
1:N:431:GLY:H	1:N:437:ASN:HD21	1.47	0.62
1:J:270:ILE:CG1	1:K:231:ARG:HG3	2.30	0.62
1:J:431:GLY:H	1:J:437:ASN:HD21	1.47	0.62
1:L:270:ILE:CG1	1:M:231:ARG:HG3	2.30	0.62
1:M:26:ALA:HA	1:N:8:PHE:CE2	2.35	0.62
1:A:229:ASN:CA	1:G:270:ILE:CG2	2.74	0.62
1:D:85:ALA:HB1	1:D:499:VAL:HG12	1.81	0.62
1:G:150:ILE:HG12	1:G:494:LEU:CD1	2.29	0.62
1:J:86:GLY:N	1:J:405:ALA:HB1	2.13	0.62
1:L:305:ILE:HG22	1:L:308:GLU:HB2	1.80	0.62
1:M:305:ILE:HG22	1:M:308:GLU:HB2	1.80	0.62
1:B:383:ALA:HA	1:B:389:MET:HG2	1.80	0.62
1:D:150:ILE:HG12	1:D:494:LEU:CD1	2.28	0.62
1:J:387:VAL:CA	1:K:281:PHE:CD1	2.52	0.62
1:L:270:ILE:HG22	1:M:229:ASN:O	1.91	0.62
1:M:387:VAL:C	1:N:281:PHE:CZ	2.69	0.62
1:A:150:ILE:HG12	1:A:494:LEU:CD1	2.29	0.62
1:B:231:ARG:HB3	1:B:231:ARG:CZ	2.29	0.62
1:E:85:ALA:HB1	1:E:499:VAL:HG12	1.81	0.62

Continued on next page...

Continued from previous page...

Atom-1	Atom-2	Interatomic distance (Å)	Clash overlap (Å)
1:F:37:ASN:N	1:G:516:THR:CG2	2.62	0.62
1:F:150:ILE:HG12	1:F:494:LEU:CD1	2.29	0.62
1:H:41:ASP:CB	1:I:522:THR:HG23	2.30	0.62
1:H:270:ILE:CG1	1:I:231:ARG:HG3	2.30	0.62
1:M:431:GLY:H	1:M:437:ASN:HD21	1.47	0.62
1:C:35:GLY:O	1:D:114:MET:HE1	2.00	0.62
1:D:431:GLY:H	1:D:437:ASN:HD21	1.48	0.62
1:F:231:ARG:CZ	1:F:231:ARG:HB3	2.29	0.62
1:H:281:PHE:CZ	1:N:387:VAL:C	2.69	0.62
1:K:386:GLU:OE2	1:L:285:ARG:HA	1.98	0.62
1:D:383:ALA:HA	1:D:389:MET:HG2	1.80	0.62
1:F:85:ALA:HB1	1:F:499:VAL:HG12	1.81	0.62
1:I:26:ALA:HA	1:J:8:PHE:CE2	2.34	0.62
1:I:41:ASP:CB	1:J:522:THR:HG23	2.30	0.62
1:B:160:LYS:O	1:B:164:GLU:HG2	2.00	0.61
1:C:85:ALA:HB1	1:C:499:VAL:HG12	1.81	0.61
1:E:35:GLY:O	1:F:114:MET:HE1	1.97	0.61
1:G:85:ALA:HB1	1:G:499:VAL:HG12	1.81	0.61
1:L:26:ALA:HA	1:M:8:PHE:CE2	2.34	0.61
1:B:85:ALA:HB1	1:B:499:VAL:HG12	1.81	0.61
1:B:150:ILE:HG12	1:B:494:LEU:CD1	2.29	0.61
1:C:431:GLY:H	1:C:437:ASN:HD21	1.48	0.61
1:E:150:ILE:HG12	1:E:494:LEU:CD1	2.29	0.61
1:H:8:PHE:CE2	1:N:26:ALA:HA	2.34	0.61
1:K:26:ALA:HA	1:L:8:PHE:CE2	2.34	0.61
1:N:231:ARG:CZ	1:N:231:ARG:HB3	2.29	0.61
1:A:85:ALA:HB1	1:A:499:VAL:HG12	1.81	0.61
1:A:516:THR:CG2	1:G:37:ASN:N	2.62	0.61
1:H:231:ARG:HG3	1:N:270:ILE:CG1	2.30	0.61
1:H:387:VAL:C	1:I:281:PHE:CZ	2.69	0.61
1:M:41:ASP:CB	1:N:522:THR:HG23	2.30	0.61
1:B:49:ILE:HG21	1:C:513:LEU:CD2	2.31	0.61
1:C:160:LYS:O	1:C:164:GLU:HG2	2.00	0.61
1:D:49:ILE:HG21	1:E:513:LEU:CD2	2.31	0.61
1:H:231:ARG:HB3	1:H:231:ARG:CZ	2.29	0.61
1:I:39:VAL:CG1	1:J:69:MET:HE1	2.19	0.61
1:J:85:ALA:HB1	1:J:499:VAL:HG12	1.82	0.61
1:K:85:ALA:HB1	1:K:499:VAL:HG12	1.82	0.61
1:C:231:ARG:CZ	1:C:231:ARG:HB3	2.29	0.61
1:E:231:ARG:HB3	1:E:231:ARG:CZ	2.29	0.61
1:K:41:ASP:CB	1:L:522:THR:HG23	2.30	0.61

Continued on next page...

Continued from previous page...

Atom-1	Atom-2	Interatomic distance (Å)	Clash overlap (Å)
1:K:431:GLY:H	1:K:437:ASN:HD21	1.47	0.61
1:D:231:ARG:HB3	1:D:231:ARG:CZ	2.29	0.61
1:E:431:GLY:H	1:E:437:ASN:HD21	1.48	0.61
1:H:390:LYS:CG	1:I:281:PHE:HB3	2.28	0.61
1:J:231:ARG:HB3	1:J:231:ARG:CZ	2.29	0.61
1:M:86:GLY:N	1:M:405:ALA:HB1	2.12	0.61
1:M:231:ARG:HB3	1:M:231:ARG:CZ	2.29	0.61
1:C:49:ILE:HG21	1:D:513:LEU:CD2	2.31	0.61
1:H:281:PHE:HB3	1:N:390:LYS:CG	2.28	0.61
1:I:270:ILE:CG1	1:J:231:ARG:HG3	2.30	0.61
1:K:270:ILE:CG1	1:L:231:ARG:HG3	2.30	0.61
1:K:390:LYS:CG	1:L:281:PHE:HB3	2.28	0.61
1:M:270:ILE:CG1	1:N:231:ARG:HG3	2.30	0.61
1:A:49:ILE:HG21	1:B:513:LEU:CD2	2.31	0.61
1:L:85:ALA:HB1	1:L:499:VAL:HG12	1.81	0.61
1:D:160:LYS:O	1:D:164:GLU:HG2	2.00	0.61
1:E:49:ILE:HG21	1:F:513:LEU:CD2	2.31	0.61
1:J:26:ALA:HA	1:K:8:PHE:CE2	2.35	0.61
1:L:41:ASP:CB	1:M:522:THR:HG23	2.30	0.61
1:E:160:LYS:O	1:E:164:GLU:HG2	2.00	0.60
1:G:431:GLY:H	1:G:437:ASN:HD21	1.48	0.60
1:H:36:ARG:CB	1:I:518:GLU:CB	2.71	0.60
1:I:85:ALA:HB1	1:I:499:VAL:HG12	1.81	0.60
1:I:390:LYS:CG	1:J:281:PHE:HB3	2.28	0.60
1:L:86:GLY:N	1:L:405:ALA:HB1	2.12	0.60
1:L:231:ARG:HB3	1:L:231:ARG:CZ	2.29	0.60
1:M:85:ALA:HB1	1:M:499:VAL:HG12	1.82	0.60
1:A:8:PHE:HE2	1:G:26:ALA:CA	2.14	0.60
1:A:160:LYS:O	1:A:164:GLU:HG2	2.00	0.60
1:B:230:ILE:HG12	1:B:258:ALA:HA	1.83	0.60
1:B:431:GLY:H	1:B:437:ASN:HD21	1.48	0.60
1:H:522:THR:HG23	1:N:41:ASP:CB	2.30	0.60
1:K:86:GLY:N	1:K:405:ALA:HB1	2.12	0.60
1:L:230:ILE:HG12	1:L:258:ALA:HA	1.83	0.60
1:M:230:ILE:HG12	1:M:258:ALA:HA	1.83	0.60
1:N:85:ALA:HB1	1:N:499:VAL:HG12	1.81	0.60
1:N:230:ILE:HG12	1:N:258:ALA:HA	1.83	0.60
1:A:26:ALA:CA	1:B:8:PHE:HE2	2.14	0.60
1:A:37:ASN:N	1:B:516:THR:CG2	2.62	0.60
1:A:230:ILE:HG12	1:A:258:ALA:HA	1.83	0.60
1:A:438:VAL:O	1:A:442:VAL:HG23	2.02	0.60

Continued on next page...

Continued from previous page...

Atom-1	Atom-2	Interatomic distance (Å)	Clash overlap (Å)
1:F:160:LYS:O	1:F:164:GLU:HG2	2.00	0.60
1:G:438:VAL:O	1:G:442:VAL:HG23	2.02	0.60
1:A:431:GLY:H	1:A:437:ASN:HD21	1.48	0.60
1:B:37:ASN:N	1:C:516:THR:CG2	2.62	0.60
1:B:438:VAL:O	1:B:442:VAL:HG23	2.02	0.60
1:D:26:ALA:CA	1:E:8:PHE:HE2	2.14	0.60
1:J:41:ASP:CB	1:K:522:THR:HG23	2.30	0.60
1:L:431:GLY:H	1:L:437:ASN:HD21	1.47	0.60
1:G:230:ILE:HG12	1:G:258:ALA:HA	1.83	0.60
1:H:85:ALA:HB1	1:H:499:VAL:HG12	1.81	0.60
1:A:513:LEU:CD2	1:G:49:ILE:HG21	2.31	0.60
1:C:230:ILE:HG12	1:C:258:ALA:HA	1.83	0.60
1:E:26:ALA:CA	1:F:8:PHE:HE2	2.14	0.60
1:G:160:LYS:O	1:G:164:GLU:HG2	2.00	0.60
1:H:230:ILE:HG12	1:H:258:ALA:HA	1.83	0.60
1:H:431:GLY:H	1:H:437:ASN:HD21	1.47	0.60
1:F:230:ILE:HG12	1:F:258:ALA:HA	1.83	0.60
1:F:26:ALA:CA	1:G:8:PHE:HE2	2.14	0.60
1:N:86:GLY:N	1:N:405:ALA:HB1	2.12	0.60
1:A:114:MET:HE1	1:G:35:GLY:O	2.00	0.60
1:F:49:ILE:HG21	1:G:513:LEU:CD2	2.31	0.60
1:F:438:VAL:O	1:F:442:VAL:HG23	2.02	0.60
1:K:36:ARG:CB	1:L:518:GLU:CB	2.71	0.60
1:K:438:VAL:O	1:K:442:VAL:HG23	2.02	0.60
1:L:387:VAL:CA	1:M:281:PHE:CD1	2.52	0.60
1:B:26:ALA:CA	1:C:8:PHE:HE2	2.14	0.60
1:D:230:ILE:HG12	1:D:258:ALA:HA	1.83	0.60
1:K:230:ILE:HG12	1:K:258:ALA:HA	1.83	0.60
1:C:438:VAL:O	1:C:442:VAL:HG23	2.02	0.59
1:C:26:ALA:CA	1:D:8:PHE:HE2	2.14	0.59
1:I:230:ILE:HG12	1:I:258:ALA:HA	1.83	0.59
1:J:438:VAL:O	1:J:442:VAL:HG23	2.02	0.59
1:N:438:VAL:O	1:N:442:VAL:HG23	2.02	0.59
1:J:386:GLU:CA	1:K:281:PHE:N	2.65	0.59
1:L:438:VAL:O	1:L:442:VAL:HG23	2.02	0.59
1:J:230:ILE:HG12	1:J:258:ALA:HA	1.83	0.59
1:M:390:LYS:CG	1:N:281:PHE:HB3	2.28	0.59
1:A:49:ILE:HG21	1:B:513:LEU:HA	1.84	0.59
1:E:41:ASP:OD2	1:F:69:MET:CG	2.51	0.59
1:E:230:ILE:HG12	1:E:258:ALA:HA	1.83	0.59
1:M:270:ILE:HG22	1:N:229:ASN:C	2.22	0.59

Continued on next page...

Continued from previous page...

Atom-1	Atom-2	Interatomic distance (Å)	Clash overlap (Å)
1:M:387:VAL:CA	1:N:281:PHE:CD1	2.52	0.59
1:M:438:VAL:O	1:M:442:VAL:HG23	2.02	0.59
1:C:37:ASN:N	1:D:516:THR:CG2	2.62	0.59
1:G:349:ILE:HA	1:G:352:GLN:CG	2.33	0.59
1:H:386:GLU:CA	1:I:281:PHE:N	2.65	0.59
1:H:281:PHE:N	1:N:386:GLU:CA	2.65	0.59
1:I:36:ARG:CB	1:J:518:GLU:CB	2.71	0.59
1:K:349:ILE:HA	1:K:352:GLN:CG	2.33	0.59
1:C:349:ILE:HA	1:C:352:GLN:CG	2.33	0.59
1:D:349:ILE:HA	1:D:352:GLN:CG	2.33	0.59
1:F:47:PRO:CB	1:G:73:MET:SD	2.91	0.59
1:I:386:GLU:CA	1:J:281:PHE:N	2.65	0.59
1:J:161:LEU:HD21	1:J:185:ASP:HB3	1.85	0.59
1:L:349:ILE:HA	1:L:352:GLN:CG	2.33	0.59
1:E:47:PRO:CB	1:F:73:MET:SD	2.91	0.59
1:F:349:ILE:HA	1:F:352:GLN:CG	2.33	0.59
1:J:36:ARG:CB	1:K:518:GLU:CB	2.71	0.59
1:K:161:LEU:HD21	1:K:185:ASP:HB3	1.85	0.59
1:B:349:ILE:HA	1:B:352:GLN:CG	2.33	0.58
1:E:438:VAL:O	1:E:442:VAL:HG23	2.02	0.58
1:M:349:ILE:HA	1:M:352:GLN:CG	2.33	0.58
1:A:73:MET:SD	1:G:47:PRO:CB	2.91	0.58
1:C:150:ILE:HG12	1:C:494:LEU:CD1	2.29	0.58
1:D:438:VAL:O	1:D:442:VAL:HG23	2.02	0.58
1:H:36:ARG:CG	1:I:518:GLU:CG	2.79	0.58
1:I:438:VAL:O	1:I:442:VAL:HG23	2.02	0.58
1:J:349:ILE:HA	1:J:352:GLN:CG	2.33	0.58
1:B:47:PRO:CB	1:C:73:MET:SD	2.91	0.58
1:B:49:ILE:HG21	1:C:513:LEU:HA	1.84	0.58
1:D:41:ASP:OD2	1:E:69:MET:CG	2.51	0.58
1:E:49:ILE:HG21	1:F:513:LEU:HA	1.84	0.58
1:F:49:ILE:HG21	1:G:513:LEU:HA	1.84	0.58
1:L:161:LEU:HD21	1:L:185:ASP:HB3	1.85	0.58
1:A:513:LEU:HA	1:G:49:ILE:HG21	1.84	0.58
1:C:49:ILE:HG21	1:D:513:LEU:HA	1.84	0.58
1:N:161:LEU:HD21	1:N:185:ASP:HB3	1.84	0.58
1:H:229:ASN:C	1:N:270:ILE:HG22	2.22	0.58
1:L:386:GLU:OE2	1:M:285:ARG:HB2	2.04	0.58
1:A:35:GLY:O	1:B:114:MET:HE1	2.00	0.58
1:A:349:ILE:HA	1:A:352:GLN:CG	2.33	0.58
1:D:47:PRO:CB	1:E:73:MET:SD	2.91	0.58

Continued on next page...

Continued from previous page...

Atom-1	Atom-2	Interatomic distance (Å)	Clash overlap (Å)
1:D:49:ILE:HG21	1:E:513:LEU:HA	1.84	0.58
1:E:349:ILE:HA	1:E:352:GLN:CG	2.33	0.58
1:H:161:LEU:HD21	1:H:185:ASP:HB3	1.84	0.58
1:H:386:GLU:OE2	1:I:285:ARG:HB2	2.04	0.58
1:H:438:VAL:O	1:H:442:VAL:HG23	2.02	0.58
1:I:36:ARG:CG	1:J:518:GLU:CG	2.79	0.58
1:I:161:LEU:HD21	1:I:185:ASP:HB3	1.84	0.58
1:I:386:GLU:OE2	1:J:285:ARG:HB2	2.04	0.58
1:H:285:ARG:HB2	1:N:386:GLU:OE2	2.04	0.58
1:A:69:MET:CG	1:G:41:ASP:OD2	2.51	0.58
1:J:386:GLU:OE2	1:K:285:ARG:HB2	2.04	0.58
1:I:349:ILE:HA	1:I:352:GLN:CG	2.33	0.57
1:A:47:PRO:CB	1:B:73:MET:SD	2.91	0.57
1:D:37:ASN:N	1:E:516:THR:CG2	2.62	0.57
1:M:161:LEU:HD21	1:M:185:ASP:HB3	1.84	0.57
1:M:386:GLU:CA	1:N:281:PHE:N	2.65	0.57
1:C:47:PRO:CB	1:D:73:MET:SD	2.91	0.57
1:C:392:LYS:O	1:C:396:VAL:HG23	2.05	0.57
1:D:392:LYS:O	1:D:396:VAL:HG23	2.05	0.57
1:N:349:ILE:HA	1:N:352:GLN:CG	2.33	0.57
1:B:392:LYS:O	1:B:396:VAL:HG23	2.05	0.57
1:H:174:VAL:HG11	1:H:331:THR:HG1	1.67	0.57
1:K:270:ILE:HG22	1:L:229:ASN:C	2.22	0.57
1:K:431:GLY:H	1:K:437:ASN:ND2	2.03	0.57
1:E:392:LYS:O	1:E:396:VAL:HG23	2.05	0.57
1:M:386:GLU:OE2	1:N:285:ARG:HB2	2.04	0.57
1:H:59:GLU:O	1:I:4:LYS:CG	2.53	0.57
1:H:174:VAL:HG21	1:H:194:GLN:HB2	1.86	0.57
1:A:431:GLY:H	1:A:437:ASN:ND2	2.03	0.57
1:C:41:ASP:OD2	1:D:69:MET:CG	2.51	0.57
1:E:431:GLY:H	1:E:437:ASN:ND2	2.03	0.57
1:I:431:GLY:H	1:I:437:ASN:ND2	2.03	0.57
1:K:386:GLU:OE2	1:L:285:ARG:HB2	2.04	0.57
1:A:41:ASP:OD2	1:B:69:MET:CG	2.51	0.57
1:A:392:LYS:O	1:A:396:VAL:HG23	2.05	0.57
1:B:431:GLY:H	1:B:437:ASN:ND2	2.03	0.57
1:C:26:ALA:HB2	1:D:8:PHE:CZ	2.40	0.57
1:D:26:ALA:HB2	1:E:8:PHE:CZ	2.40	0.57
1:F:41:ASP:OD2	1:G:69:MET:CG	2.51	0.57
1:H:270:ILE:HG22	1:I:229:ASN:C	2.22	0.57
1:L:59:GLU:O	1:M:4:LYS:CG	2.53	0.57

Continued on next page...

Continued from previous page...

Atom-1	Atom-2	Interatomic distance (Å)	Clash overlap (Å)
1:N:220:ILE:HD12	1:N:296:THR:HG21	1.87	0.57
1:B:240:VAL:HG11	1:B:247:LEU:HB2	1.87	0.57
1:G:431:GLY:H	1:G:437:ASN:ND2	2.03	0.57
1:H:408:GLU:CG	1:H:498:LYS:NZ	2.68	0.57
1:J:270:ILE:HG22	1:K:229:ASN:C	2.22	0.57
1:D:220:ILE:HD12	1:D:296:THR:HG21	1.87	0.56
1:H:220:ILE:HD12	1:H:296:THR:HG21	1.87	0.56
1:I:59:GLU:O	1:J:4:LYS:CG	2.53	0.56
1:J:383:ALA:CB	1:K:283:ASP:HB2	2.35	0.56
1:K:59:GLU:O	1:L:4:LYS:CG	2.53	0.56
1:M:220:ILE:HD12	1:M:296:THR:HG21	1.87	0.56
1:M:431:GLY:H	1:M:437:ASN:ND2	2.03	0.56
1:C:220:ILE:HD12	1:C:296:THR:HG21	1.87	0.56
1:C:431:GLY:H	1:C:437:ASN:ND2	2.03	0.56
1:H:349:ILE:HA	1:H:352:GLN:CG	2.33	0.56
1:K:383:ALA:CB	1:L:283:ASP:HB2	2.35	0.56
1:N:174:VAL:HG21	1:N:194:GLN:HB2	1.86	0.56
1:B:26:ALA:HB2	1:C:8:PHE:CZ	2.40	0.56
1:D:431:GLY:H	1:D:437:ASN:ND2	2.03	0.56
1:E:26:ALA:HB2	1:F:8:PHE:CZ	2.40	0.56
1:G:392:LYS:O	1:G:396:VAL:HG23	2.05	0.56
1:I:183:LEU:H	1:I:383:ALA:HB3	1.70	0.56
1:J:59:GLU:O	1:K:4:LYS:CG	2.53	0.56
1:L:270:ILE:HG22	1:M:229:ASN:C	2.22	0.56
1:N:408:GLU:CG	1:N:498:LYS:NZ	2.68	0.56
1:A:68:ASN:O	1:A:72:GLN:HG2	2.05	0.56
1:B:68:ASN:O	1:B:72:GLN:HG2	2.05	0.56
1:C:68:ASN:O	1:C:72:GLN:HG2	2.05	0.56
1:E:220:ILE:HD12	1:E:296:THR:HG21	1.87	0.56
1:J:390:LYS:HE2	1:K:281:PHE:CA	2.35	0.56
1:K:174:VAL:HG21	1:K:194:GLN:HB2	1.86	0.56
1:K:388:GLU:H	1:L:281:PHE:HE1	1.53	0.56
1:E:68:ASN:O	1:E:72:GLN:HG2	2.05	0.56
1:F:68:ASN:O	1:F:72:GLN:HG2	2.05	0.56
1:F:220:ILE:HD12	1:F:296:THR:HG21	1.87	0.56
1:F:392:LYS:O	1:F:396:VAL:HG23	2.05	0.56
1:F:431:GLY:H	1:F:437:ASN:ND2	2.03	0.56
1:G:240:VAL:HG11	1:G:247:LEU:HB2	1.87	0.56
1:K:408:GLU:CG	1:K:498:LYS:NZ	2.68	0.56
1:L:408:GLU:CG	1:L:498:LYS:NZ	2.68	0.56
1:M:408:GLU:CG	1:M:498:LYS:NZ	2.68	0.56

Continued on next page...

Continued from previous page...

Atom-1	Atom-2	Interatomic distance (Å)	Clash overlap (Å)
1:A:37:ASN:H	1:B:516:THR:HG22	1.70	0.56
1:B:41:ASP:OD2	1:C:69:MET:CG	2.51	0.56
1:H:283:ASP:HB2	1:N:383:ALA:CB	2.35	0.56
1:J:240:VAL:HG11	1:J:247:LEU:HB2	1.87	0.56
1:K:390:LYS:HE2	1:L:281:PHE:CA	2.35	0.56
1:M:59:GLU:O	1:N:4:LYS:CG	2.53	0.56
1:M:174:VAL:HG21	1:M:194:GLN:HB2	1.86	0.56
1:A:240:VAL:HG11	1:A:247:LEU:HB2	1.87	0.56
1:F:383:ALA:HA	1:F:389:MET:CG	2.36	0.56
1:G:383:ALA:HA	1:G:389:MET:CG	2.36	0.56
1:I:390:LYS:HE2	1:J:281:PHE:CA	2.35	0.56
1:J:431:GLY:H	1:J:437:ASN:ND2	2.03	0.56
1:B:220:ILE:HD12	1:B:296:THR:HG21	1.87	0.56
1:D:68:ASN:O	1:D:72:GLN:HG2	2.05	0.56
1:H:68:ASN:O	1:H:72:GLN:HG2	2.05	0.56
1:H:183:LEU:H	1:H:383:ALA:HB3	1.70	0.56
1:H:383:ALA:CB	1:I:283:ASP:HB2	2.35	0.56
1:L:220:ILE:HD12	1:L:296:THR:HG21	1.87	0.56
1:M:36:ARG:CG	1:N:518:GLU:CG	2.79	0.56
1:M:383:ALA:CB	1:N:283:ASP:HB2	2.35	0.56
1:N:431:GLY:H	1:N:437:ASN:ND2	2.03	0.56
1:B:386:GLU:HG2	1:C:281:PHE:CD2	2.41	0.56
1:J:36:ARG:CG	1:K:518:GLU:CG	2.79	0.56
1:J:68:ASN:O	1:J:72:GLN:HG2	2.05	0.56
1:K:68:ASN:O	1:K:72:GLN:HG2	2.05	0.56
1:L:174:VAL:HG21	1:L:194:GLN:HB2	1.86	0.56
1:L:240:VAL:HG11	1:L:247:LEU:HB2	1.87	0.56
1:L:390:LYS:HE2	1:M:281:PHE:CA	2.35	0.56
1:M:270:ILE:CG2	1:N:229:ASN:CA	2.82	0.56
1:M:390:LYS:HE2	1:N:281:PHE:CA	2.35	0.56
1:A:383:ALA:HA	1:A:389:MET:CG	2.36	0.56
1:I:68:ASN:O	1:I:72:GLN:HG2	2.05	0.56
1:C:359:ASP:O	1:C:363:GLU:HG2	2.07	0.55
1:E:386:GLU:HG2	1:F:281:PHE:CD2	2.41	0.55
1:H:281:PHE:CA	1:N:390:LYS:HE2	2.35	0.55
1:H:390:LYS:HE2	1:I:281:PHE:CA	2.35	0.55
1:I:383:ALA:CB	1:J:283:ASP:HB2	2.35	0.55
1:K:240:VAL:HG11	1:K:247:LEU:HB2	1.87	0.55
1:L:183:LEU:H	1:L:383:ALA:HB3	1.70	0.55
1:L:431:GLY:H	1:L:437:ASN:ND2	2.03	0.55
1:M:359:ASP:O	1:M:363:GLU:HG2	2.07	0.55

Continued on next page...

Continued from previous page...

Atom-1	Atom-2	Interatomic distance (Å)	Clash overlap (Å)
1:N:183:LEU:H	1:N:383:ALA:HB3	1.70	0.55
1:N:240:VAL:HG11	1:N:247:LEU:HB2	1.87	0.55
1:N:359:ASP:O	1:N:363:GLU:HG2	2.07	0.55
1:A:26:ALA:HB2	1:B:8:PHE:CZ	2.40	0.55
1:B:37:ASN:H	1:C:516:THR:HG22	1.70	0.55
1:B:383:ALA:HA	1:B:389:MET:CG	2.36	0.55
1:E:359:ASP:O	1:E:363:GLU:HG2	2.07	0.55
1:G:359:ASP:O	1:G:363:GLU:HG2	2.07	0.55
1:H:240:VAL:HG11	1:H:247:LEU:HB2	1.87	0.55
1:I:220:ILE:HD12	1:I:296:THR:HG21	1.87	0.55
1:I:270:ILE:HG22	1:J:229:ASN:C	2.22	0.55
1:J:359:ASP:O	1:J:363:GLU:HG2	2.07	0.55
1:K:220:ILE:HD12	1:K:296:THR:HG21	1.87	0.55
1:N:68:ASN:O	1:N:72:GLN:HG2	2.05	0.55
1:E:69:MET:O	1:E:73:MET:HG3	2.07	0.55
1:F:240:VAL:HG11	1:F:247:LEU:HB2	1.87	0.55
1:G:68:ASN:O	1:G:72:GLN:HG2	2.05	0.55
1:G:220:ILE:HD12	1:G:296:THR:HG21	1.87	0.55
1:H:431:GLY:H	1:H:437:ASN:ND2	2.03	0.55
1:B:338:GLU:HA	1:B:342:ILE:HD12	1.89	0.55
1:E:383:ALA:HA	1:E:389:MET:CG	2.36	0.55
1:F:386:GLU:HG2	1:G:281:PHE:CD2	2.41	0.55
1:H:338:GLU:HA	1:H:342:ILE:HD12	1.88	0.55
1:I:69:MET:O	1:I:73:MET:HG3	2.07	0.55
1:J:183:LEU:H	1:J:383:ALA:HB3	1.70	0.55
1:J:220:ILE:HD12	1:J:296:THR:HG21	1.87	0.55
1:L:69:MET:O	1:L:73:MET:HG3	2.07	0.55
1:N:338:GLU:HA	1:N:342:ILE:HD12	1.88	0.55
1:F:386:GLU:CG	1:G:281:PHE:HE2	2.07	0.55
1:H:359:ASP:O	1:H:363:GLU:HG2	2.07	0.55
1:K:183:LEU:H	1:K:383:ALA:HB3	1.70	0.55
1:K:359:ASP:O	1:K:363:GLU:HG2	2.07	0.55
1:L:146:GLN:HE22	1:L:494:LEU:HD12	1.70	0.55
1:A:220:ILE:HD12	1:A:296:THR:HG21	1.87	0.55
1:A:338:GLU:HA	1:A:342:ILE:HD12	1.89	0.55
1:F:26:ALA:HB2	1:G:8:PHE:CZ	2.40	0.55
1:H:420:ILE:HD12	1:H:451:LEU:HD13	1.89	0.55
1:I:240:VAL:HG11	1:I:247:LEU:HB2	1.87	0.55
1:I:359:ASP:O	1:I:363:GLU:HG2	2.07	0.55
1:J:69:MET:O	1:J:73:MET:HG3	2.07	0.55
1:L:386:GLU:CA	1:M:281:PHE:N	2.65	0.55

Continued on next page...

Continued from previous page...

Atom-1	Atom-2	Interatomic distance (Å)	Clash overlap (Å)
1:M:68:ASN:O	1:M:72:GLN:HG2	2.05	0.55
1:N:420:ILE:HD12	1:N:451:LEU:HD13	1.89	0.55
1:B:420:ILE:HD12	1:B:451:LEU:HD13	1.89	0.55
1:D:240:VAL:HG11	1:D:247:LEU:HB2	1.87	0.55
1:K:69:MET:O	1:K:73:MET:HG3	2.07	0.55
1:M:69:MET:O	1:M:73:MET:HG3	2.07	0.55
1:C:240:VAL:HG11	1:C:247:LEU:HB2	1.87	0.55
1:C:338:GLU:HA	1:C:342:ILE:HD12	1.89	0.55
1:H:69:MET:O	1:H:73:MET:HG3	2.07	0.55
1:H:145:ALA:O	1:H:149:THR:HG23	2.07	0.55
1:I:229:ASN:ND2	1:I:232:GLU:HB2	2.22	0.55
1:I:338:GLU:HA	1:I:342:ILE:HD12	1.88	0.55
1:J:388:GLU:H	1:K:281:PHE:HE1	1.53	0.55
1:N:229:ASN:ND2	1:N:232:GLU:HB2	2.22	0.55
1:A:420:ILE:HD12	1:A:451:LEU:HD13	1.89	0.55
1:D:386:GLU:HG2	1:E:281:PHE:CD2	2.41	0.55
1:L:68:ASN:O	1:L:72:GLN:HG2	2.05	0.55
1:B:229:ASN:ND2	1:B:232:GLU:HB2	2.22	0.55
1:C:386:GLU:HG2	1:D:281:PHE:CD2	2.41	0.55
1:F:229:ASN:ND2	1:F:232:GLU:HB2	2.22	0.55
1:L:183:LEU:N	1:L:383:ALA:HB3	2.22	0.55
1:L:383:ALA:CB	1:M:283:ASP:HB2	2.35	0.55
1:M:183:LEU:N	1:M:383:ALA:HB3	2.22	0.55
1:A:38:VAL:CG1	1:B:519:CYS:HB3	2.37	0.54
1:A:359:ASP:O	1:A:363:GLU:HG2	2.07	0.54
1:C:383:ALA:HA	1:C:389:MET:CG	2.36	0.54
1:E:240:VAL:HG11	1:E:247:LEU:HB2	1.87	0.54
1:E:338:GLU:HA	1:E:342:ILE:HD12	1.88	0.54
1:I:420:ILE:HD12	1:I:451:LEU:HD13	1.89	0.54
1:K:338:GLU:HA	1:K:342:ILE:HD12	1.88	0.54
1:M:229:ASN:ND2	1:M:232:GLU:HB2	2.22	0.54
1:M:240:VAL:HG11	1:M:247:LEU:HB2	1.87	0.54
1:N:392:LYS:O	1:N:396:VAL:HG23	2.07	0.54
1:B:348:GLN:O	1:B:352:GLN:HG2	2.08	0.54
1:C:348:GLN:O	1:C:352:GLN:HG2	2.08	0.54
1:D:69:MET:O	1:D:73:MET:HG3	2.07	0.54
1:D:269:GLY:O	1:D:272:LYS:HG2	2.08	0.54
1:F:69:MET:O	1:F:73:MET:HG3	2.07	0.54
1:H:4:LYS:CG	1:N:59:GLU:O	2.53	0.54
1:H:229:ASN:ND2	1:H:232:GLU:HB2	2.22	0.54
1:H:269:GLY:O	1:H:272:LYS:HG2	2.08	0.54

Continued on next page...

Continued from previous page...

Atom-1	Atom-2	Interatomic distance (Å)	Clash overlap (Å)
1:I:145:ALA:O	1:I:149:THR:HG23	2.07	0.54
1:I:269:GLY:O	1:I:272:LYS:HG2	2.08	0.54
1:L:338:GLU:HA	1:L:342:ILE:HD12	1.88	0.54
1:C:69:MET:O	1:C:73:MET:HG3	2.07	0.54
1:C:420:ILE:HD12	1:C:451:LEU:HD13	1.89	0.54
1:D:348:GLN:O	1:D:352:GLN:HG2	2.08	0.54
1:D:383:ALA:HA	1:D:389:MET:CG	2.36	0.54
1:F:359:ASP:O	1:F:363:GLU:HG2	2.07	0.54
1:H:392:LYS:O	1:H:396:VAL:HG23	2.07	0.54
1:J:348:GLN:O	1:J:352:GLN:HG2	2.08	0.54
1:L:36:ARG:CG	1:M:518:GLU:CG	2.79	0.54
1:L:359:ASP:O	1:L:363:GLU:HG2	2.07	0.54
1:M:269:GLY:O	1:M:272:LYS:HG2	2.08	0.54
1:M:338:GLU:HA	1:M:342:ILE:HD12	1.88	0.54
1:M:392:LYS:O	1:M:396:VAL:HG23	2.07	0.54
1:N:145:ALA:O	1:N:149:THR:HG23	2.07	0.54
1:A:8:PHE:CZ	1:G:26:ALA:HB2	2.40	0.54
1:A:229:ASN:ND2	1:A:232:GLU:HB2	2.22	0.54
1:C:18:ARG:O	1:C:22:VAL:HG23	2.08	0.54
1:C:269:GLY:O	1:C:272:LYS:HG2	2.08	0.54
1:D:18:ARG:O	1:D:22:VAL:HG23	2.08	0.54
1:D:359:ASP:O	1:D:363:GLU:HG2	2.07	0.54
1:E:229:ASN:ND2	1:E:232:GLU:HB2	2.22	0.54
1:E:269:GLY:O	1:E:272:LYS:HG2	2.08	0.54
1:F:305:ILE:O	1:F:308:GLU:HB2	2.08	0.54
1:G:338:GLU:HA	1:G:342:ILE:HD12	1.89	0.54
1:G:348:GLN:O	1:G:352:GLN:HG2	2.08	0.54
1:I:183:LEU:N	1:I:383:ALA:HB3	2.22	0.54
1:M:145:ALA:O	1:M:149:THR:HG23	2.07	0.54
1:M:305:ILE:O	1:M:308:GLU:HB2	2.08	0.54
1:M:420:ILE:HD12	1:M:451:LEU:HD13	1.89	0.54
1:N:269:GLY:O	1:N:272:LYS:HG2	2.08	0.54
1:A:348:GLN:O	1:A:352:GLN:HG2	2.08	0.54
1:B:69:MET:O	1:B:73:MET:HG3	2.07	0.54
1:B:359:ASP:O	1:B:363:GLU:HG2	2.07	0.54
1:C:37:ASN:H	1:D:516:THR:HG22	1.70	0.54
1:D:38:VAL:CG1	1:E:519:CYS:HB3	2.37	0.54
1:D:229:ASN:ND2	1:D:232:GLU:HB2	2.22	0.54
1:F:269:GLY:O	1:F:272:LYS:HG2	2.08	0.54
1:F:338:GLU:HA	1:F:342:ILE:HD12	1.89	0.54
1:H:305:ILE:O	1:H:308:GLU:HB2	2.08	0.54

Continued on next page...

Continued from previous page...

Atom-1	Atom-2	Interatomic distance (Å)	Clash overlap (Å)
1:H:348:GLN:O	1:H:352:GLN:HG2	2.08	0.54
1:J:269:GLY:O	1:J:272:LYS:HG2	2.08	0.54
1:J:305:ILE:O	1:J:308:GLU:HB2	2.08	0.54
1:K:386:GLU:CA	1:L:281:PHE:N	2.65	0.54
1:L:269:GLY:O	1:L:272:LYS:HG2	2.08	0.54
1:M:18:ARG:O	1:M:22:VAL:HG23	2.08	0.54
1:M:183:LEU:H	1:M:383:ALA:HB3	1.70	0.54
1:N:183:LEU:N	1:N:383:ALA:HB3	2.23	0.54
1:N:348:GLN:O	1:N:352:GLN:HG2	2.08	0.54
1:D:305:ILE:O	1:D:308:GLU:HB2	2.08	0.54
1:H:518:GLU:CG	1:N:36:ARG:CG	2.79	0.54
1:K:183:LEU:N	1:K:383:ALA:HB3	2.22	0.54
1:L:18:ARG:O	1:L:22:VAL:HG23	2.08	0.54
1:N:18:ARG:O	1:N:22:VAL:HG23	2.08	0.54
1:H:18:ARG:O	1:H:22:VAL:HG23	2.08	0.54
1:I:18:ARG:O	1:I:22:VAL:HG23	2.08	0.54
1:J:338:GLU:HA	1:J:342:ILE:HD12	1.88	0.54
1:K:269:GLY:O	1:K:272:LYS:HG2	2.08	0.54
1:K:305:ILE:O	1:K:308:GLU:HB2	2.08	0.54
1:M:158:VAL:HG22	1:M:396:VAL:HG22	1.89	0.54
1:N:69:MET:O	1:N:73:MET:HG3	2.07	0.54
1:N:146:GLN:NE2	1:N:494:LEU:CD1	2.70	0.54
1:A:305:ILE:O	1:A:308:GLU:HB2	2.08	0.54
1:A:386:GLU:CG	1:B:281:PHE:HE2	2.07	0.54
1:E:18:ARG:O	1:E:22:VAL:HG23	2.08	0.54
1:K:229:ASN:ND2	1:K:232:GLU:HB2	2.22	0.54
1:A:18:ARG:O	1:A:22:VAL:HG23	2.08	0.54
1:B:18:ARG:O	1:B:22:VAL:HG23	2.08	0.54
1:B:305:ILE:O	1:B:308:GLU:HB2	2.08	0.54
1:E:348:GLN:O	1:E:352:GLN:HG2	2.08	0.54
1:G:69:MET:O	1:G:73:MET:HG3	2.07	0.54
1:G:269:GLY:O	1:G:272:LYS:HG2	2.08	0.54
1:G:420:ILE:HD12	1:G:451:LEU:HD13	1.89	0.54
1:J:183:LEU:N	1:J:383:ALA:HB3	2.23	0.54
1:J:270:ILE:CG2	1:K:229:ASN:CA	2.82	0.54
1:L:158:VAL:HG22	1:L:396:VAL:HG22	1.89	0.54
1:D:420:ILE:HD12	1:D:451:LEU:HD13	1.89	0.54
1:G:18:ARG:O	1:G:22:VAL:HG23	2.08	0.54
1:I:305:ILE:O	1:I:308:GLU:HB2	2.08	0.54
1:J:420:ILE:HD12	1:J:451:LEU:HD13	1.89	0.54
1:A:69:MET:O	1:A:73:MET:HG3	2.07	0.53

Continued on next page...

Continued from previous page...

Atom-1	Atom-2	Interatomic distance (Å)	Clash overlap (Å)
1:B:269:GLY:O	1:B:272:LYS:HG2	2.08	0.53
1:D:338:GLU:HA	1:D:342:ILE:HD12	1.89	0.53
1:F:348:GLN:O	1:F:352:GLN:HG2	2.08	0.53
1:K:145:ALA:O	1:K:149:THR:HG23	2.07	0.53
1:K:348:GLN:O	1:K:352:GLN:HG2	2.08	0.53
1:K:420:ILE:HD12	1:K:451:LEU:HD13	1.89	0.53
1:L:145:ALA:O	1:L:149:THR:HG23	2.07	0.53
1:L:420:ILE:HD12	1:L:451:LEU:HD13	1.89	0.53
1:E:420:ILE:HD12	1:E:451:LEU:HD13	1.89	0.53
1:I:348:GLN:O	1:I:352:GLN:HG2	2.08	0.53
1:I:392:LYS:O	1:I:396:VAL:HG23	2.07	0.53
1:J:174:VAL:HG21	1:J:194:GLN:HB2	1.86	0.53
1:J:229:ASN:ND2	1:J:232:GLU:HB2	2.22	0.53
1:L:229:ASN:ND2	1:L:232:GLU:HB2	2.22	0.53
1:L:392:LYS:O	1:L:396:VAL:HG23	2.07	0.53
1:N:305:ILE:O	1:N:308:GLU:HB2	2.08	0.53
1:A:269:GLY:O	1:A:272:LYS:HG2	2.08	0.53
1:E:305:ILE:O	1:E:308:GLU:HB2	2.08	0.53
1:G:229:ASN:ND2	1:G:232:GLU:HB2	2.22	0.53
1:H:183:LEU:N	1:H:383:ALA:HB3	2.22	0.53
1:J:18:ARG:O	1:J:22:VAL:HG23	2.08	0.53
1:J:392:LYS:O	1:J:396:VAL:HG23	2.08	0.53
1:M:85:ALA:C	1:M:405:ALA:CB	2.50	0.53
1:H:158:VAL:HG22	1:H:396:VAL:HG22	1.89	0.53
1:K:18:ARG:O	1:K:22:VAL:HG23	2.08	0.53
1:C:229:ASN:ND2	1:C:232:GLU:HB2	2.22	0.53
1:F:18:ARG:O	1:F:22:VAL:HG23	2.08	0.53
1:F:420:ILE:HD12	1:F:451:LEU:HD13	1.89	0.53
1:I:158:VAL:HG22	1:I:396:VAL:HG22	1.90	0.53
1:J:145:ALA:O	1:J:149:THR:HG23	2.07	0.53
1:L:305:ILE:O	1:L:308:GLU:HB2	2.08	0.53
1:L:348:GLN:O	1:L:352:GLN:HG2	2.08	0.53
1:M:348:GLN:O	1:M:352:GLN:HG2	2.08	0.53
1:G:305:ILE:O	1:G:308:GLU:HB2	2.08	0.53
1:N:158:VAL:HG22	1:N:396:VAL:HG22	1.89	0.53
1:I:388:GLU:H	1:J:281:PHE:HE1	1.53	0.53
1:A:4:LYS:HB2	1:G:61:GLU:O	2.09	0.53
1:A:61:GLU:O	1:B:4:LYS:HB2	2.09	0.53
1:A:281:PHE:CD2	1:G:386:GLU:HG2	2.41	0.53
1:B:215:LEU:HD22	1:B:246:PRO:HB3	1.91	0.53
1:C:305:ILE:O	1:C:308:GLU:HB2	2.08	0.53

Continued on next page...

Continued from previous page...

Atom-1	Atom-2	Interatomic distance (Å)	Clash overlap (Å)
1:G:215:LEU:HD22	1:G:246:PRO:HB3	1.91	0.53
1:C:215:LEU:HD22	1:C:246:PRO:HB3	1.91	0.53
1:F:160:LYS:NZ	1:F:160:LYS:HB3	2.24	0.53
1:H:184:GLN:O	1:H:382:GLY:HA2	2.09	0.53
1:K:333:ILE:HA	1:K:376:VAL:HG21	1.91	0.53
1:K:392:LYS:O	1:K:396:VAL:HG23	2.07	0.53
1:L:184:GLN:O	1:L:382:GLY:HA2	2.09	0.53
1:L:215:LEU:HD22	1:L:246:PRO:HB3	1.91	0.53
1:M:184:GLN:O	1:M:382:GLY:HA2	2.09	0.53
1:N:184:GLN:O	1:N:382:GLY:HA2	2.09	0.53
1:E:38:VAL:CG1	1:F:519:CYS:HB3	2.37	0.52
1:J:158:VAL:HG22	1:J:396:VAL:HG22	1.89	0.52
1:K:158:VAL:HG22	1:K:396:VAL:HG22	1.89	0.52
1:I:174:VAL:HG21	1:I:194:GLN:HB2	1.86	0.52
1:I:333:ILE:HA	1:I:376:VAL:HG21	1.91	0.52
1:J:215:LEU:HD22	1:J:246:PRO:HB3	1.91	0.52
1:J:333:ILE:HA	1:J:376:VAL:HG21	1.91	0.52
1:L:333:ILE:HA	1:L:376:VAL:HG21	1.91	0.52
1:B:61:GLU:O	1:C:4:LYS:HB2	2.09	0.52
1:E:160:LYS:HB3	1:E:160:LYS:NZ	2.24	0.52
1:F:61:GLU:O	1:G:4:LYS:HB2	2.09	0.52
1:N:23:LEU:HD22	1:N:74:VAL:HG23	1.92	0.52
1:I:23:LEU:HD22	1:I:74:VAL:HG23	1.92	0.52
1:A:215:LEU:HD22	1:A:246:PRO:HB3	1.91	0.52
1:C:160:LYS:NZ	1:C:160:LYS:HB3	2.24	0.52
1:D:160:LYS:NZ	1:D:160:LYS:HB3	2.24	0.52
1:H:23:LEU:HD22	1:H:74:VAL:HG23	1.92	0.52
1:H:229:ASN:CA	1:N:270:ILE:CG2	2.82	0.52
1:L:85:ALA:C	1:L:405:ALA:CB	2.50	0.52
1:A:519:CYS:HB3	1:G:38:VAL:CG1	2.37	0.52
1:F:23:LEU:HD22	1:F:74:VAL:HG23	1.92	0.52
1:J:184:GLN:O	1:J:382:GLY:HA2	2.09	0.52
1:K:184:GLN:O	1:K:382:GLY:HA2	2.09	0.52
1:M:23:LEU:HD22	1:M:74:VAL:HG23	1.92	0.52
1:B:38:VAL:CG1	1:C:519:CYS:HB3	2.37	0.52
1:E:23:LEU:HD22	1:E:74:VAL:HG23	1.92	0.52
1:H:36:ARG:HB3	1:I:518:GLU:CB	2.28	0.52
1:I:184:GLN:O	1:I:382:GLY:HA2	2.09	0.52
1:J:23:LEU:HD22	1:J:74:VAL:HG23	1.92	0.52
1:B:160:LYS:HB3	1:B:160:LYS:NZ	2.24	0.52
1:K:36:ARG:CG	1:L:518:GLU:CG	2.79	0.52

Continued on next page...

Continued from previous page...

Atom-1	Atom-2	Interatomic distance (Å)	Clash overlap (Å)
1:A:36:ARG:HA	1:B:114:MET:SD	2.50	0.52
1:A:114:MET:SD	1:G:36:ARG:HA	2.50	0.52
1:A:160:LYS:NZ	1:A:160:LYS:HB3	2.24	0.52
1:F:215:LEU:HD22	1:F:246:PRO:HB3	1.91	0.52
1:H:270:ILE:CG2	1:I:229:ASN:CA	2.82	0.52
1:I:408:GLU:CG	1:I:498:LYS:NZ	2.68	0.52
1:K:215:LEU:HD22	1:K:246:PRO:HB3	1.91	0.52
1:M:215:LEU:HD22	1:M:246:PRO:HB3	1.91	0.52
1:M:333:ILE:HA	1:M:376:VAL:HG21	1.91	0.52
1:C:61:GLU:O	1:D:4:LYS:HB2	2.09	0.52
1:E:36:ARG:HA	1:F:114:MET:SD	2.50	0.52
1:E:61:GLU:O	1:F:4:LYS:HB2	2.09	0.52
1:E:234:LEU:N	1:E:235:PRO:HD2	2.25	0.52
1:F:36:ARG:HA	1:G:114:MET:SD	2.50	0.52
1:H:281:PHE:HE1	1:N:388:GLU:H	1.53	0.52
1:H:333:ILE:HA	1:H:376:VAL:HG21	1.91	0.52
1:B:36:ARG:HA	1:C:114:MET:SD	2.50	0.51
1:B:171:LYS:HB2	1:B:407:VAL:HG11	1.92	0.51
1:D:36:ARG:HA	1:E:114:MET:SD	2.50	0.51
1:G:23:LEU:HD22	1:G:74:VAL:HG23	1.92	0.51
1:C:171:LYS:HB2	1:C:407:VAL:HG11	1.92	0.51
1:D:215:LEU:HD22	1:D:246:PRO:HB3	1.91	0.51
1:E:215:LEU:HD22	1:E:246:PRO:HB3	1.91	0.51
1:G:234:LEU:N	1:G:235:PRO:HD2	2.25	0.51
1:A:171:LYS:HB2	1:A:407:VAL:HG11	1.92	0.51
1:A:234:LEU:N	1:A:235:PRO:HD2	2.25	0.51
1:C:36:ARG:HA	1:D:114:MET:SD	2.50	0.51
1:J:59:GLU:O	1:K:4:LYS:HE3	2.11	0.51
1:D:171:LYS:HB2	1:D:407:VAL:HG11	1.92	0.51
1:G:171:LYS:HB2	1:G:407:VAL:HG11	1.92	0.51
1:M:59:GLU:O	1:N:4:LYS:HE3	2.11	0.51
1:M:174:VAL:HG11	1:M:331:THR:HG1	1.71	0.51
1:N:234:LEU:N	1:N:235:PRO:HD2	2.26	0.51
1:B:384:ALA:HB3	1:B:388:GLU:HB2	1.93	0.51
1:D:61:GLU:O	1:E:4:LYS:HB2	2.09	0.51
1:G:160:LYS:NZ	1:G:160:LYS:HB3	2.24	0.51
1:H:59:GLU:O	1:I:4:LYS:HE3	2.11	0.51
1:H:86:GLY:CA	1:H:405:ALA:CB	2.88	0.51
1:I:234:LEU:N	1:I:235:PRO:HD2	2.26	0.51
1:J:36:ARG:HB3	1:K:518:GLU:CB	2.28	0.51
1:J:234:LEU:N	1:J:235:PRO:HD2	2.26	0.51

Continued on next page...

Continued from previous page...

Atom-1	Atom-2	Interatomic distance (Å)	Clash overlap (Å)
1:K:23:LEU:HD22	1:K:74:VAL:HG23	1.92	0.51
1:L:23:LEU:HD22	1:L:74:VAL:HG23	1.92	0.51
1:A:384:ALA:HB3	1:A:388:GLU:HB2	1.93	0.51
1:C:384:ALA:HB3	1:C:388:GLU:HB2	1.93	0.51
1:D:234:LEU:N	1:D:235:PRO:HD2	2.25	0.51
1:D:384:ALA:HB3	1:D:388:GLU:HB2	1.93	0.51
1:E:171:LYS:HB2	1:E:407:VAL:HG11	1.93	0.51
1:E:384:ALA:HB3	1:E:388:GLU:HB2	1.93	0.51
1:H:388:GLU:H	1:I:281:PHE:HE1	1.53	0.51
1:L:234:LEU:N	1:L:235:PRO:HD2	2.26	0.51
1:B:23:LEU:HD22	1:B:74:VAL:HG23	1.92	0.51
1:F:384:ALA:HB3	1:F:388:GLU:HB2	1.93	0.51
1:H:215:LEU:HD22	1:H:246:PRO:HB3	1.91	0.51
1:K:59:GLU:O	1:L:4:LYS:HE3	2.11	0.51
1:K:234:LEU:N	1:K:235:PRO:HD2	2.26	0.51
1:B:234:LEU:N	1:B:235:PRO:HD2	2.25	0.51
1:D:23:LEU:HD22	1:D:74:VAL:HG23	1.92	0.51
1:F:171:LYS:HB2	1:F:407:VAL:HG11	1.92	0.51
1:I:86:GLY:CA	1:I:405:ALA:CB	2.88	0.51
1:I:215:LEU:HD22	1:I:246:PRO:HB3	1.91	0.51
1:N:215:LEU:HD22	1:N:246:PRO:HB3	1.91	0.51
1:N:333:ILE:HA	1:N:376:VAL:HG21	1.91	0.51
1:A:281:PHE:HE2	1:G:386:GLU:CG	2.07	0.51
1:C:234:LEU:N	1:C:235:PRO:HD2	2.25	0.51
1:G:384:ALA:HB3	1:G:388:GLU:HB2	1.93	0.51
1:L:59:GLU:O	1:M:4:LYS:HE3	2.11	0.51
1:F:75:LYS:O	1:F:75:LYS:HD3	2.11	0.51
1:G:75:LYS:O	1:G:75:LYS:HD3	2.11	0.51
1:H:285:ARG:CA	1:N:386:GLU:OE2	2.59	0.51
1:I:59:GLU:O	1:J:4:LYS:HE3	2.11	0.51
1:J:75:LYS:O	1:J:75:LYS:HD3	2.11	0.51
1:A:75:LYS:O	1:A:75:LYS:HD3	2.11	0.50
1:C:23:LEU:HD22	1:C:74:VAL:HG23	1.92	0.50
1:D:47:PRO:CB	1:E:73:MET:HG2	2.41	0.50
1:I:270:ILE:CG2	1:J:229:ASN:CA	2.82	0.50
1:K:75:LYS:O	1:K:75:LYS:HD3	2.11	0.50
1:M:39:VAL:CB	1:N:69:MET:HE1	2.41	0.50
1:B:75:LYS:O	1:B:75:LYS:HD3	2.11	0.50
1:F:26:ALA:CB	1:G:8:PHE:CE2	2.77	0.50
1:H:41:ASP:OD2	1:I:522:THR:HG23	2.12	0.50
1:I:386:GLU:CA	1:J:284:ARG:CZ	2.62	0.50

Continued on next page...

Continued from previous page...

Atom-1	Atom-2	Interatomic distance (Å)	Clash overlap (Å)
1:L:75:LYS:O	1:L:75:LYS:HD3	2.11	0.50
1:A:23:LEU:HD22	1:A:74:VAL:HG23	1.92	0.50
1:F:234:LEU:N	1:F:235:PRO:HD2	2.25	0.50
1:H:234:LEU:N	1:H:235:PRO:HD2	2.26	0.50
1:K:86:GLY:HA3	1:K:405:ALA:HB2	1.93	0.50
1:L:386:GLU:OE2	1:M:285:ARG:CA	2.59	0.50
1:M:386:GLU:OE2	1:N:285:ARG:CA	2.59	0.50
1:C:75:LYS:O	1:C:75:LYS:HD3	2.11	0.50
1:K:381:VAL:HB	1:K:392:LYS:HG2	1.93	0.50
1:L:381:VAL:HB	1:L:392:LYS:HG2	1.93	0.50
1:M:41:ASP:OD2	1:N:522:THR:HG23	2.11	0.50
1:M:388:GLU:H	1:N:281:PHE:HE1	1.53	0.50
1:C:47:PRO:CB	1:D:73:MET:HG2	2.42	0.50
1:D:248:LEU:HD22	1:D:323:VAL:HG11	1.94	0.50
1:H:4:LYS:HE3	1:N:59:GLU:O	2.11	0.50
1:D:75:LYS:O	1:D:75:LYS:HD3	2.11	0.50
1:E:75:LYS:O	1:E:75:LYS:HD3	2.11	0.50
1:E:349:ILE:HA	1:E:352:GLN:HG2	1.93	0.50
1:F:349:ILE:HA	1:F:352:GLN:HG2	1.93	0.50
1:I:381:VAL:HB	1:I:392:LYS:HG2	1.93	0.50
1:J:41:ASP:OD2	1:K:522:THR:HG23	2.12	0.50
1:C:248:LEU:HD22	1:C:323:VAL:HG11	1.94	0.50
1:E:229:ASN:O	1:E:231:ARG:N	2.45	0.50
1:F:229:ASN:O	1:F:231:ARG:N	2.45	0.50
1:H:381:VAL:HB	1:H:392:LYS:HG2	1.93	0.50
1:H:522:THR:HG23	1:N:41:ASP:OD2	2.12	0.50
1:I:36:ARG:HB3	1:J:518:GLU:CB	2.28	0.50
1:I:86:GLY:HA3	1:I:405:ALA:HB2	1.93	0.50
1:K:386:GLU:OE2	1:L:285:ARG:CA	2.59	0.50
1:M:234:LEU:N	1:M:235:PRO:HD2	2.26	0.50
1:C:49:ILE:HG21	1:D:513:LEU:HD22	1.94	0.50
1:J:408:GLU:CG	1:J:498:LYS:NZ	2.68	0.50
1:K:41:ASP:OD2	1:L:522:THR:HG23	2.12	0.50
1:K:62:LEU:HD12	1:K:62:LEU:N	2.27	0.50
1:M:75:LYS:O	1:M:75:LYS:HD3	2.11	0.50
1:M:86:GLY:CA	1:M:405:ALA:CB	2.88	0.50
1:C:49:ILE:CG1	1:D:513:LEU:HD22	2.42	0.50
1:D:47:PRO:HD2	1:E:73:MET:HG2	0.51	0.50
1:D:349:ILE:HA	1:D:352:GLN:HG2	1.93	0.50
1:H:386:GLU:OE2	1:I:285:ARG:CA	2.59	0.50
1:I:75:LYS:O	1:I:75:LYS:HD3	2.11	0.50

Continued on next page...

Continued from previous page...

Atom-1	Atom-2	Interatomic distance (Å)	Clash overlap (Å)
1:I:386:GLU:OE2	1:J:285:ARG:CA	2.59	0.50
1:L:388:GLU:H	1:M:281:PHE:HE1	1.53	0.50
1:A:349:ILE:HA	1:A:352:GLN:HG2	1.93	0.49
1:B:49:ILE:HG21	1:C:513:LEU:HD22	1.94	0.49
1:E:62:LEU:HD12	1:E:62:LEU:N	2.27	0.49
1:I:41:ASP:OD2	1:J:522:THR:HG23	2.12	0.49
1:I:229:ASN:O	1:I:231:ARG:N	2.45	0.49
1:L:62:LEU:N	1:L:62:LEU:HD12	2.27	0.49
1:A:47:PRO:CB	1:B:73:MET:CG	2.88	0.49
1:I:248:LEU:HD22	1:I:323:VAL:HG11	1.94	0.49
1:J:86:GLY:HA3	1:J:405:ALA:HB2	1.93	0.49
1:K:248:LEU:HD22	1:K:323:VAL:HG11	1.94	0.49
1:L:41:ASP:OD2	1:M:522:THR:HG23	2.11	0.49
1:A:248:LEU:HD22	1:A:323:VAL:HG11	1.94	0.49
1:B:49:ILE:CG1	1:C:513:LEU:HD22	2.41	0.49
1:C:229:ASN:O	1:C:231:ARG:N	2.45	0.49
1:D:229:ASN:O	1:D:231:ARG:N	2.45	0.49
1:E:248:LEU:HD22	1:E:323:VAL:HG11	1.94	0.49
1:F:62:LEU:HD12	1:F:62:LEU:N	2.27	0.49
1:H:248:LEU:HD22	1:H:323:VAL:HG11	1.94	0.49
1:J:386:GLU:OE2	1:K:285:ARG:CA	2.59	0.49
1:J:386:GLU:CA	1:K:284:ARG:CZ	2.62	0.49
1:L:86:GLY:CA	1:L:405:ALA:CB	2.88	0.49
1:M:386:GLU:OE2	1:N:285:ARG:CB	2.61	0.49
1:A:475:ASN:ND2	1:A:489:ILE:HD12	2.28	0.49
1:B:39:VAL:CA	1:C:517:THR:HG23	2.43	0.49
1:B:47:PRO:CB	1:C:73:MET:HG2	2.42	0.49
1:B:349:ILE:HA	1:B:352:GLN:HG2	1.93	0.49
1:C:39:VAL:CA	1:D:517:THR:HG23	2.43	0.49
1:D:39:VAL:CA	1:E:517:THR:HG23	2.43	0.49
1:D:49:ILE:CG1	1:E:513:LEU:HD22	2.42	0.49
1:E:39:VAL:CA	1:F:517:THR:HG23	2.43	0.49
1:H:285:ARG:CB	1:N:386:GLU:OE2	2.61	0.49
1:H:349:ILE:HA	1:H:352:GLN:HG2	1.93	0.49
1:J:86:GLY:CA	1:J:405:ALA:CB	2.88	0.49
1:K:36:ARG:HB3	1:L:518:GLU:CB	2.28	0.49
1:M:62:LEU:N	1:M:62:LEU:HD12	2.27	0.49
1:A:386:GLU:HG2	1:B:281:PHE:CD2	2.41	0.49
1:D:47:PRO:CB	1:E:73:MET:CG	2.88	0.49
1:D:62:LEU:N	1:D:62:LEU:HD12	2.27	0.49
1:F:47:PRO:HD2	1:G:73:MET:HG2	0.51	0.49

Continued on next page...

Continued from previous page...

Atom-1	Atom-2	Interatomic distance (Å)	Clash overlap (Å)
1:G:229:ASN:O	1:G:231:ARG:N	2.45	0.49
1:G:349:ILE:HA	1:G:352:GLN:HG2	1.93	0.49
1:H:281:PHE:HD2	1:N:389:MET:SD	2.36	0.49
1:H:389:MET:SD	1:I:281:PHE:HD2	2.36	0.49
1:J:62:LEU:N	1:J:62:LEU:HD12	2.27	0.49
1:J:381:VAL:HB	1:J:392:LYS:HG2	1.93	0.49
1:M:381:VAL:HB	1:M:392:LYS:HG2	1.93	0.49
1:N:62:LEU:HD12	1:N:62:LEU:N	2.27	0.49
1:A:47:PRO:HD2	1:B:73:MET:HG2	0.51	0.49
1:A:229:ASN:O	1:A:231:ARG:N	2.45	0.49
1:B:47:PRO:HD2	1:C:73:MET:HG2	0.51	0.49
1:H:229:ASN:O	1:H:231:ARG:N	2.45	0.49
1:H:386:GLU:OE2	1:I:285:ARG:CB	2.61	0.49
1:I:349:ILE:HA	1:I:352:GLN:HG2	1.94	0.49
1:J:229:ASN:O	1:J:231:ARG:N	2.45	0.49
1:K:229:ASN:O	1:K:231:ARG:N	2.45	0.49
1:M:229:ASN:O	1:M:231:ARG:N	2.45	0.49
1:M:389:MET:SD	1:N:281:PHE:HD2	2.36	0.49
1:N:75:LYS:O	1:N:75:LYS:HD3	2.11	0.49
1:N:381:VAL:HB	1:N:392:LYS:HG2	1.93	0.49
1:A:73:MET:HG2	1:G:47:PRO:HD2	0.51	0.49
1:F:475:ASN:ND2	1:F:489:ILE:HD12	2.28	0.49
1:G:248:LEU:HD22	1:G:323:VAL:HG11	1.94	0.49
1:I:62:LEU:HD12	1:I:62:LEU:N	2.27	0.49
1:I:389:MET:SD	1:J:281:PHE:HD2	2.36	0.49
1:J:186:GLU:HB2	1:J:380:LYS:HB2	1.95	0.49
1:L:229:ASN:O	1:L:231:ARG:N	2.45	0.49
1:L:248:LEU:HD22	1:L:323:VAL:HG11	1.94	0.49
1:N:229:ASN:O	1:N:231:ARG:N	2.45	0.49
1:N:349:ILE:HA	1:N:352:GLN:HG2	1.93	0.49
1:A:517:THR:HG21	1:G:39:VAL:CB	1.94	0.49
1:C:62:LEU:HD12	1:C:62:LEU:N	2.27	0.49
1:F:47:PRO:CB	1:G:73:MET:CG	2.88	0.49
1:I:186:GLU:HB2	1:I:380:LYS:HB2	1.95	0.49
1:I:475:ASN:ND2	1:I:489:ILE:HD12	2.28	0.49
1:L:389:MET:SD	1:M:281:PHE:HD2	2.36	0.49
1:B:248:LEU:HD22	1:B:323:VAL:HG11	1.94	0.49
1:C:38:VAL:CG1	1:D:519:CYS:HB3	2.37	0.49
1:F:248:LEU:HD22	1:F:323:VAL:HG11	1.94	0.49
1:G:62:LEU:N	1:G:62:LEU:HD12	2.27	0.49
1:H:62:LEU:HD12	1:H:62:LEU:N	2.27	0.49

Continued on next page...

Continued from previous page...

Atom-1	Atom-2	Interatomic distance (Å)	Clash overlap (Å)
1:H:75:LYS:O	1:H:75:LYS:HD3	2.11	0.49
1:I:386:GLU:OE2	1:J:285:ARG:CB	2.61	0.49
1:J:386:GLU:OE2	1:K:285:ARG:CB	2.61	0.49
1:J:389:MET:SD	1:K:281:PHE:HD2	2.36	0.49
1:K:386:GLU:OE2	1:L:285:ARG:CB	2.61	0.49
1:L:386:GLU:OE2	1:M:285:ARG:CB	2.61	0.49
1:E:47:PRO:HD2	1:F:73:MET:HG2	0.51	0.49
1:F:49:ILE:CG1	1:G:513:LEU:HD22	2.42	0.49
1:H:85:ALA:C	1:H:405:ALA:CB	2.50	0.49
1:J:245:LYS:CD	1:K:232:GLU:CD	2.81	0.49
1:K:349:ILE:HA	1:K:352:GLN:HG2	1.93	0.49
1:K:389:MET:SD	1:L:281:PHE:HD2	2.36	0.49
1:L:245:LYS:CD	1:M:232:GLU:CD	2.81	0.49
1:M:349:ILE:HA	1:M:352:GLN:HG2	1.93	0.49
1:N:496:PRO:O	1:N:499:VAL:HG22	2.13	0.49
1:A:39:VAL:CA	1:B:517:THR:HG23	2.43	0.48
1:A:62:LEU:HD12	1:A:62:LEU:N	2.27	0.48
1:A:513:LEU:HD22	1:G:49:ILE:CG1	2.42	0.48
1:C:349:ILE:HA	1:C:352:GLN:HG2	1.93	0.48
1:J:248:LEU:HD22	1:J:323:VAL:HG11	1.94	0.48
1:M:248:LEU:HD22	1:M:323:VAL:HG11	1.94	0.48
1:N:248:LEU:HD22	1:N:323:VAL:HG11	1.94	0.48
1:A:47:PRO:CB	1:B:73:MET:HG2	2.41	0.48
1:A:349:ILE:HA	1:A:352:GLN:HG3	1.96	0.48
1:B:349:ILE:HA	1:B:352:GLN:HG3	1.96	0.48
1:G:449:ALA:HB3	1:G:450:PRO:HD3	1.95	0.48
1:J:321:LYS:HB3	1:J:334:ASP:HB3	1.95	0.48
1:K:245:LYS:CD	1:L:232:GLU:CD	2.81	0.48
1:M:245:LYS:CD	1:N:232:GLU:CD	2.81	0.48
1:M:496:PRO:O	1:M:499:VAL:HG22	2.13	0.48
1:N:86:GLY:HA3	1:N:405:ALA:HB2	1.93	0.48
1:N:207:LYS:HE2	1:N:214:GLU:HB2	1.95	0.48
1:B:62:LEU:N	1:B:62:LEU:HD12	2.27	0.48
1:C:47:PRO:HD2	1:D:73:MET:HG2	0.51	0.48
1:D:217:SER:HA	1:D:320:ALA:O	2.13	0.48
1:E:217:SER:HA	1:E:320:ALA:O	2.13	0.48
1:G:475:ASN:ND2	1:G:489:ILE:HD12	2.28	0.48
1:I:321:LYS:HB3	1:I:334:ASP:HB3	1.95	0.48
1:K:321:LYS:HB3	1:K:334:ASP:HB3	1.95	0.48
1:K:475:ASN:ND2	1:K:489:ILE:HD12	2.28	0.48
1:L:86:GLY:HA3	1:L:405:ALA:HB2	1.93	0.48

Continued on next page...

Continued from previous page...

Atom-1	Atom-2	Interatomic distance (Å)	Clash overlap (Å)
1:N:86:GLY:CA	1:N:405:ALA:CB	2.88	0.48
1:A:49:ILE:CG1	1:B:513:LEU:HD22	2.42	0.48
1:C:449:ALA:HB3	1:C:450:PRO:HD3	1.95	0.48
1:D:349:ILE:HA	1:D:352:GLN:HG3	1.95	0.48
1:K:349:ILE:HA	1:K:352:GLN:HG3	1.95	0.48
1:L:39:VAL:CB	1:M:69:MET:HE1	2.43	0.48
1:L:349:ILE:HA	1:L:352:GLN:HG3	1.96	0.48
1:L:421:ARG:CZ	1:L:474:GLY:HA2	2.44	0.48
1:M:270:ILE:HG21	1:N:229:ASN:O	2.00	0.48
1:A:421:ARG:CZ	1:A:474:GLY:HA2	2.44	0.48
1:C:349:ILE:HA	1:C:352:GLN:HG3	1.96	0.48
1:D:449:ALA:HB3	1:D:450:PRO:HD3	1.95	0.48
1:E:475:ASN:ND2	1:E:489:ILE:HD12	2.28	0.48
1:G:421:ARG:CZ	1:G:474:GLY:HA2	2.44	0.48
1:G:496:PRO:O	1:G:499:VAL:HG22	2.13	0.48
1:H:186:GLU:HB2	1:H:380:LYS:HB2	1.95	0.48
1:H:475:ASN:ND2	1:H:489:ILE:HD12	2.28	0.48
1:J:349:ILE:HA	1:J:352:GLN:HG2	1.93	0.48
1:J:475:ASN:ND2	1:J:489:ILE:HD12	2.28	0.48
1:K:421:ARG:CZ	1:K:474:GLY:HA2	2.44	0.48
1:L:496:PRO:O	1:L:499:VAL:HG22	2.13	0.48
1:M:217:SER:HA	1:M:320:ALA:O	2.14	0.48
1:M:475:ASN:ND2	1:M:489:ILE:HD12	2.28	0.48
1:A:496:PRO:O	1:A:499:VAL:HG22	2.13	0.48
1:D:475:ASN:ND2	1:D:489:ILE:HD12	2.28	0.48
1:E:49:ILE:CG1	1:F:513:LEU:HD22	2.42	0.48
1:F:150:ILE:CD1	1:F:411:VAL:CB	2.87	0.48
1:H:421:ARG:CZ	1:H:474:GLY:HA2	2.44	0.48
1:J:449:ALA:HB3	1:J:450:PRO:HD3	1.95	0.48
1:M:421:ARG:CZ	1:M:474:GLY:HA2	2.44	0.48
1:N:217:SER:HA	1:N:320:ALA:O	2.13	0.48
1:N:475:ASN:ND2	1:N:489:ILE:HD12	2.28	0.48
1:A:26:ALA:CB	1:B:8:PHE:CE2	2.77	0.48
1:A:386:GLU:CD	1:B:281:PHE:CZ	2.87	0.48
1:D:386:GLU:CD	1:E:281:PHE:CZ	2.87	0.48
1:D:421:ARG:CZ	1:D:474:GLY:HA2	2.44	0.48
1:E:207:LYS:HE2	1:E:214:GLU:HB2	1.95	0.48
1:E:349:ILE:HA	1:E:352:GLN:HG3	1.96	0.48
1:E:421:ARG:CZ	1:E:474:GLY:HA2	2.44	0.48
1:F:47:PRO:HD2	1:G:73:MET:CA	2.44	0.48
1:G:349:ILE:HA	1:G:352:GLN:HG3	1.95	0.48

Continued on next page...

Continued from previous page...

Atom-1	Atom-2	Interatomic distance (Å)	Clash overlap (Å)
1:H:270:ILE:HD13	1:I:231:ARG:HG3	1.96	0.48
1:H:496:PRO:O	1:H:499:VAL:HG22	2.13	0.48
1:I:421:ARG:CZ	1:I:474:GLY:HA2	2.44	0.48
1:J:421:ARG:CZ	1:J:474:GLY:HA2	2.44	0.48
1:K:186:GLU:HB2	1:K:380:LYS:HB2	1.95	0.48
1:L:449:ALA:HB3	1:L:450:PRO:HD3	1.95	0.48
1:L:475:ASN:ND2	1:L:489:ILE:HD12	2.28	0.48
1:M:86:GLY:HA3	1:M:405:ALA:HB2	1.93	0.48
1:M:449:ALA:HB3	1:M:450:PRO:HD3	1.95	0.48
1:A:207:LYS:HE2	1:A:214:GLU:HB2	1.95	0.48
1:C:217:SER:HA	1:C:320:ALA:O	2.13	0.48
1:C:475:ASN:ND2	1:C:489:ILE:HD12	2.28	0.48
1:C:496:PRO:O	1:C:499:VAL:HG22	2.13	0.48
1:D:49:ILE:HG21	1:E:513:LEU:HD22	1.94	0.48
1:D:207:LYS:HE2	1:D:214:GLU:HB2	1.95	0.48
1:D:496:PRO:O	1:D:499:VAL:HG22	2.13	0.48
1:E:496:PRO:O	1:E:499:VAL:HG22	2.13	0.48
1:H:86:GLY:HA3	1:H:405:ALA:HB2	1.93	0.48
1:H:179:ASP:HB3	1:I:282:GLY:HA2	1.96	0.48
1:H:207:LYS:HE2	1:H:214:GLU:HB2	1.95	0.48
1:H:282:GLY:HA2	1:N:179:ASP:HB3	1.96	0.48
1:I:449:ALA:HB3	1:I:450:PRO:HD3	1.95	0.48
1:K:179:ASP:HB3	1:L:282:GLY:HA2	1.96	0.48
1:L:349:ILE:HA	1:L:352:GLN:HG2	1.93	0.48
1:M:207:LYS:HE2	1:M:214:GLU:HB2	1.95	0.48
1:A:281:PHE:CZ	1:G:386:GLU:CD	2.87	0.48
1:A:475:ASN:HD21	1:A:489:ILE:HD12	1.79	0.48
1:B:39:VAL:CB	1:C:517:THR:HG21	1.94	0.48
1:B:233:MET:O	1:B:237:LEU:HG	2.14	0.48
1:B:475:ASN:ND2	1:B:489:ILE:HD12	2.28	0.48
1:B:496:PRO:O	1:B:499:VAL:HG22	2.13	0.48
1:E:233:MET:O	1:E:237:LEU:HG	2.14	0.48
1:J:349:ILE:HA	1:J:352:GLN:HG3	1.96	0.48
1:A:449:ALA:HB3	1:A:450:PRO:HD3	1.95	0.48
1:B:449:ALA:HB3	1:B:450:PRO:HD3	1.95	0.48
1:C:421:ARG:CZ	1:C:474:GLY:HA2	2.44	0.48
1:D:233:MET:O	1:D:237:LEU:HG	2.14	0.48
1:E:47:PRO:HD2	1:F:73:MET:CA	2.44	0.48
1:F:37:ASN:H	1:G:516:THR:HG22	1.70	0.48
1:G:207:LYS:HE2	1:G:214:GLU:HB2	1.95	0.48
1:L:321:LYS:HB3	1:L:334:ASP:HB3	1.95	0.48

Continued on next page...

Continued from previous page...

Atom-1	Atom-2	Interatomic distance (Å)	Clash overlap (Å)
1:L:522:THR:HG22	1:L:523:ASP:N	2.29	0.48
1:N:449:ALA:HB3	1:N:450:PRO:HD3	1.95	0.48
1:A:73:MET:HG2	1:G:47:PRO:CB	2.41	0.47
1:A:245:LYS:HB2	1:A:246:PRO:HD3	1.96	0.47
1:A:321:LYS:HB3	1:A:334:ASP:HB3	1.95	0.47
1:B:229:ASN:O	1:B:231:ARG:N	2.45	0.47
1:C:233:MET:O	1:C:237:LEU:HG	2.14	0.47
1:F:386:GLU:CD	1:G:281:PHE:CZ	2.87	0.47
1:F:449:ALA:HB3	1:F:450:PRO:HD3	1.95	0.47
1:G:245:LYS:HB2	1:G:246:PRO:HD3	1.96	0.47
1:J:245:LYS:HB2	1:J:246:PRO:HD3	1.96	0.47
1:K:522:THR:HG22	1:K:523:ASP:N	2.29	0.47
1:L:217:SER:HA	1:L:320:ALA:O	2.14	0.47
1:M:522:THR:HG22	1:M:523:ASP:N	2.29	0.47
1:A:73:MET:CA	1:G:47:PRO:HD2	2.44	0.47
1:B:47:PRO:HD2	1:C:73:MET:CA	2.44	0.47
1:B:386:GLU:CD	1:C:281:PHE:CZ	2.87	0.47
1:B:475:ASN:HD21	1:B:489:ILE:HD12	1.79	0.47
1:C:386:GLU:CD	1:D:281:PHE:CZ	2.87	0.47
1:E:270:ILE:HG22	1:F:229:ASN:C	2.31	0.47
1:E:386:GLU:CD	1:F:281:PHE:CZ	2.87	0.47
1:F:217:SER:HA	1:F:320:ALA:O	2.13	0.47
1:F:245:LYS:HB2	1:F:246:PRO:HD3	1.96	0.47
1:H:231:ARG:HG3	1:N:270:ILE:HD13	1.96	0.47
1:H:233:MET:O	1:H:237:LEU:HG	2.14	0.47
1:I:245:LYS:HB2	1:I:246:PRO:HD3	1.96	0.47
1:J:179:ASP:HB3	1:K:282:GLY:HA2	1.95	0.47
1:J:207:LYS:HE2	1:J:214:GLU:HB2	1.95	0.47
1:K:146:GLN:NE2	1:K:494:LEU:CD1	2.70	0.47
1:M:41:ASP:CG	1:N:522:THR:HG23	2.35	0.47
1:A:47:PRO:HD2	1:B:73:MET:CA	2.44	0.47
1:D:49:ILE:HG21	1:E:513:LEU:CA	2.45	0.47
1:F:49:ILE:HG21	1:G:513:LEU:CA	2.45	0.47
1:F:207:LYS:HE2	1:F:214:GLU:HB2	1.95	0.47
1:H:232:GLU:CD	1:N:245:LYS:CD	2.82	0.47
1:H:321:LYS:HB3	1:H:334:ASP:HB3	1.95	0.47
1:H:522:THR:HG23	1:N:41:ASP:CG	2.35	0.47
1:I:41:ASP:CG	1:J:522:THR:HG23	2.35	0.47
1:I:207:LYS:HE2	1:I:214:GLU:HB2	1.95	0.47
1:L:179:ASP:HB3	1:M:282:GLY:HA2	1.95	0.47
1:L:475:ASN:HD21	1:L:489:ILE:HD12	1.79	0.47

Continued on next page...

Continued from previous page...

Atom-1	Atom-2	Interatomic distance (Å)	Clash overlap (Å)
1:A:217:SER:HA	1:A:320:ALA:O	2.13	0.47
1:B:36:ARG:CZ	1:C:113:PRO:HD2	2.45	0.47
1:B:321:LYS:HB3	1:B:334:ASP:HB3	1.95	0.47
1:B:421:ARG:CZ	1:B:474:GLY:HA2	2.44	0.47
1:D:321:LYS:HB3	1:D:334:ASP:HB3	1.95	0.47
1:E:449:ALA:HB3	1:E:450:PRO:HD3	1.95	0.47
1:F:38:VAL:CG1	1:G:519:CYS:HB3	2.37	0.47
1:F:496:PRO:O	1:F:499:VAL:HG22	2.13	0.47
1:G:321:LYS:HB3	1:G:334:ASP:HB3	1.95	0.47
1:I:349:ILE:HA	1:I:352:GLN:HG3	1.96	0.47
1:K:496:PRO:O	1:K:499:VAL:HG22	2.13	0.47
1:L:41:ASP:CG	1:M:522:THR:HG23	2.35	0.47
1:L:186:GLU:HB2	1:L:380:LYS:HB2	1.95	0.47
1:N:233:MET:O	1:N:237:LEU:HG	2.14	0.47
1:N:421:ARG:CZ	1:N:474:GLY:HA2	2.44	0.47
1:A:36:ARG:CZ	1:B:113:PRO:HD2	2.45	0.47
1:A:113:PRO:HD2	1:G:36:ARG:CZ	2.45	0.47
1:B:37:ASN:O	1:C:518:GLU:HB2	2.15	0.47
1:C:36:ARG:CZ	1:D:113:PRO:HD2	2.45	0.47
1:C:207:LYS:HE2	1:C:214:GLU:HB2	1.95	0.47
1:E:49:ILE:HG13	1:F:513:LEU:CD2	2.45	0.47
1:E:475:ASN:HD21	1:E:489:ILE:HD12	1.79	0.47
1:H:245:LYS:CD	1:I:232:GLU:CD	2.81	0.47
1:I:233:MET:O	1:I:237:LEU:HG	2.14	0.47
1:K:217:SER:HA	1:K:320:ALA:O	2.13	0.47
1:M:270:ILE:HD13	1:N:231:ARG:HG3	1.96	0.47
1:M:321:LYS:HB3	1:M:334:ASP:HB3	1.95	0.47
1:A:233:MET:O	1:A:237:LEU:HG	2.14	0.47
1:B:39:VAL:HG11	1:C:73:MET:SD	2.55	0.47
1:C:39:VAL:HG11	1:D:73:MET:SD	2.55	0.47
1:D:475:ASN:HD21	1:D:489:ILE:HD12	1.79	0.47
1:F:37:ASN:O	1:G:518:GLU:HB2	2.15	0.47
1:I:475:ASN:HD21	1:I:489:ILE:HD12	1.79	0.47
1:J:41:ASP:CG	1:K:522:THR:HG23	2.35	0.47
1:J:217:SER:HA	1:J:320:ALA:O	2.13	0.47
1:K:41:ASP:CG	1:L:522:THR:HG23	2.35	0.47
1:K:207:LYS:HE2	1:K:214:GLU:HB2	1.95	0.47
1:M:186:GLU:HB2	1:M:380:LYS:HB2	1.95	0.47
1:N:321:LYS:HB3	1:N:334:ASP:HB3	1.95	0.47
1:A:39:VAL:HG11	1:B:73:MET:SD	2.55	0.47
1:A:49:ILE:HG21	1:B:513:LEU:CA	2.45	0.47

Continued on next page...

Continued from previous page...

Atom-1	Atom-2	Interatomic distance (Å)	Clash overlap (Å)
1:A:73:MET:CG	1:G:47:PRO:CB	2.88	0.47
1:A:73:MET:SD	1:G:39:VAL:HG11	2.55	0.47
1:A:73:MET:HE2	1:G:47:PRO:HG2	1.97	0.47
1:A:517:THR:HG23	1:G:39:VAL:CA	2.43	0.47
1:A:518:GLU:HB2	1:G:37:ASN:O	2.15	0.47
1:B:217:SER:HA	1:B:320:ALA:O	2.13	0.47
1:B:245:LYS:HB2	1:B:246:PRO:HD3	1.96	0.47
1:D:47:PRO:HD2	1:E:73:MET:CA	2.44	0.47
1:E:321:LYS:HB3	1:E:334:ASP:HB3	1.95	0.47
1:F:349:ILE:HA	1:F:352:GLN:HG3	1.95	0.47
1:F:421:ARG:CZ	1:F:474:GLY:HA2	2.44	0.47
1:F:475:ASN:HD21	1:F:489:ILE:HD12	1.79	0.47
1:F:522:THR:HG22	1:F:523:ASP:N	2.30	0.47
1:G:174:VAL:CG2	1:G:370:ALA:O	2.63	0.47
1:G:217:SER:HA	1:G:320:ALA:O	2.13	0.47
1:G:272:LYS:HB3	1:G:273:VAL:H	1.51	0.47
1:G:522:THR:HG22	1:G:523:ASP:N	2.30	0.47
1:H:41:ASP:CG	1:I:522:THR:HG23	2.35	0.47
1:H:217:SER:HA	1:H:320:ALA:O	2.14	0.47
1:I:179:ASP:HB3	1:J:282:GLY:HA2	1.96	0.47
1:J:475:ASN:HD21	1:J:489:ILE:HD12	1.79	0.47
1:J:522:THR:HG22	1:J:523:ASP:N	2.29	0.47
1:K:245:LYS:HB2	1:K:246:PRO:HD3	1.96	0.47
1:K:449:ALA:HB3	1:K:450:PRO:HD3	1.95	0.47
1:L:207:LYS:HE2	1:L:214:GLU:HB2	1.95	0.47
1:L:233:MET:O	1:L:237:LEU:HG	2.14	0.47
1:M:26:ALA:HA	1:N:8:PHE:HE2	1.80	0.47
1:M:179:ASP:HB3	1:N:282:GLY:HA2	1.96	0.47
1:M:475:ASN:HD21	1:M:489:ILE:HD12	1.79	0.47
1:B:207:LYS:HE2	1:B:214:GLU:HB2	1.95	0.47
1:E:522:THR:HG22	1:E:523:ASP:N	2.30	0.47
1:F:39:VAL:HG11	1:G:73:MET:SD	2.55	0.47
1:F:233:MET:O	1:F:237:LEU:HG	2.14	0.47
1:G:233:MET:O	1:G:237:LEU:HG	2.14	0.47
1:I:245:LYS:CD	1:J:232:GLU:CD	2.81	0.47
1:I:496:PRO:O	1:I:499:VAL:HG22	2.13	0.47
1:I:522:THR:HG22	1:I:523:ASP:N	2.29	0.47
1:L:36:ARG:HB3	1:M:518:GLU:CB	2.28	0.47
1:M:233:MET:O	1:M:237:LEU:HG	2.14	0.47
1:N:522:THR:HG22	1:N:523:ASP:N	2.30	0.47
1:A:37:ASN:O	1:B:518:GLU:HB2	2.15	0.47

Continued on next page...

Continued from previous page...

Atom-1	Atom-2	Interatomic distance (Å)	Clash overlap (Å)
1:B:49:ILE:HG21	1:C:513:LEU:CA	2.45	0.47
1:C:47:PRO:HD2	1:D:73:MET:CA	2.44	0.47
1:C:245:LYS:HB2	1:C:246:PRO:HD3	1.96	0.47
1:D:36:ARG:CZ	1:E:113:PRO:HD2	2.45	0.47
1:D:174:VAL:CG2	1:D:370:ALA:O	2.63	0.47
1:D:245:LYS:HB2	1:D:246:PRO:HD3	1.96	0.47
1:E:174:VAL:CG2	1:E:370:ALA:O	2.63	0.47
1:F:49:ILE:HG13	1:G:513:LEU:CD2	2.44	0.47
1:F:321:LYS:HB3	1:F:334:ASP:HB3	1.95	0.47
1:G:219:PHE:HB3	1:G:317:LEU:HD23	1.97	0.47
1:H:245:LYS:HB2	1:H:246:PRO:HD3	1.96	0.47
1:H:475:ASN:HD21	1:H:489:ILE:HD12	1.79	0.47
1:J:233:MET:O	1:J:237:LEU:HG	2.14	0.47
1:J:496:PRO:O	1:J:499:VAL:HG22	2.13	0.47
1:N:349:ILE:HA	1:N:352:GLN:HG3	1.95	0.47
1:N:458:CYS:SG	1:N:480:ALA:HB1	2.55	0.47
1:A:522:THR:HG22	1:A:523:ASP:N	2.30	0.47
1:C:37:ASN:O	1:D:518:GLU:HB2	2.15	0.47
1:C:174:VAL:CG2	1:C:370:ALA:O	2.63	0.47
1:E:219:PHE:HB3	1:E:317:LEU:HD23	1.97	0.47
1:F:36:ARG:CZ	1:G:113:PRO:HD2	2.45	0.47
1:H:349:ILE:HA	1:H:352:GLN:HG3	1.96	0.47
1:K:381:VAL:HG11	1:K:393:LYS:HA	1.97	0.47
1:M:458:CYS:SG	1:M:480:ALA:HB1	2.55	0.47
1:N:186:GLU:HB2	1:N:380:LYS:HB2	1.95	0.47
1:A:219:PHE:HB3	1:A:317:LEU:HD23	1.97	0.46
1:C:321:LYS:HB3	1:C:334:ASP:HB3	1.95	0.46
1:D:37:ASN:H	1:E:516:THR:HG22	1.70	0.46
1:E:37:ASN:H	1:F:516:THR:HG22	1.70	0.46
1:E:39:VAL:HG11	1:F:73:MET:SD	2.55	0.46
1:F:174:VAL:CG2	1:F:370:ALA:O	2.63	0.46
1:F:219:PHE:HB3	1:F:317:LEU:HD23	1.98	0.46
1:L:458:CYS:SG	1:L:480:ALA:HB1	2.55	0.46
1:M:245:LYS:HB2	1:M:246:PRO:HD3	1.96	0.46
1:A:174:VAL:CG2	1:A:370:ALA:O	2.63	0.46
1:A:461:GLU:OE2	1:L:463:SER:HB3	2.16	0.46
1:B:458:CYS:SG	1:B:480:ALA:HB1	2.55	0.46
1:C:522:THR:HG22	1:C:523:ASP:N	2.30	0.46
1:D:39:VAL:HG11	1:E:73:MET:SD	2.55	0.46
1:D:522:THR:HG22	1:D:523:ASP:N	2.30	0.46
1:G:458:CYS:SG	1:G:480:ALA:HB1	2.56	0.46

Continued on next page...

Continued from previous page...

Atom-1	Atom-2	Interatomic distance (Å)	Clash overlap (Å)
1:G:475:ASN:HD21	1:G:489:ILE:HD12	1.79	0.46
1:H:449:ALA:HB3	1:H:450:PRO:HD3	1.95	0.46
1:H:458:CYS:SG	1:H:480:ALA:HB1	2.55	0.46
1:H:522:THR:HG22	1:H:523:ASP:N	2.30	0.46
1:I:458:CYS:SG	1:I:480:ALA:HB1	2.56	0.46
1:J:381:VAL:HG11	1:J:393:LYS:HA	1.98	0.46
1:L:26:ALA:HA	1:M:8:PHE:HE2	1.80	0.46
1:B:461:GLU:OE2	1:K:463:SER:HB3	2.16	0.46
1:C:461:GLU:OE2	1:J:463:SER:HB3	2.16	0.46
1:E:37:ASN:O	1:F:518:GLU:HB2	2.15	0.46
1:E:245:LYS:HB2	1:E:246:PRO:HD3	1.96	0.46
1:J:39:VAL:CB	1:K:69:MET:HE1	2.45	0.46
1:A:384:ALA:O	1:A:388:GLU:HB2	2.16	0.46
1:A:516:THR:HG22	1:G:37:ASN:H	1.70	0.46
1:C:49:ILE:HG21	1:D:513:LEU:CA	2.45	0.46
1:D:219:PHE:HB3	1:D:317:LEU:HD23	1.97	0.46
1:D:384:ALA:O	1:D:388:GLU:HB2	2.16	0.46
1:F:47:PRO:CB	1:G:73:MET:HG2	2.42	0.46
1:G:461:GLU:OE2	1:M:463:SER:HB3	2.16	0.46
1:H:39:VAL:CB	1:I:69:MET:HE1	2.46	0.46
1:H:146:GLN:NE2	1:H:494:LEU:CD1	2.70	0.46
1:J:458:CYS:SG	1:J:480:ALA:HB1	2.55	0.46
1:K:475:ASN:HD21	1:K:489:ILE:HD12	1.79	0.46
1:L:245:LYS:HB2	1:L:246:PRO:HD3	1.96	0.46
1:L:270:ILE:CG2	1:M:229:ASN:CA	2.82	0.46
1:M:36:ARG:HB3	1:N:518:GLU:CB	2.28	0.46
1:A:513:LEU:CD2	1:G:49:ILE:HG13	2.45	0.46
1:A:513:LEU:CA	1:G:49:ILE:HG21	2.45	0.46
1:B:47:PRO:CB	1:C:73:MET:CG	2.88	0.46
1:B:145:ALA:O	1:B:149:THR:HG23	2.16	0.46
1:C:390:LYS:N	1:C:390:LYS:HD2	2.31	0.46
1:E:390:LYS:N	1:E:390:LYS:HD2	2.31	0.46
1:F:384:ALA:O	1:F:388:GLU:HB2	2.16	0.46
1:I:217:SER:HA	1:I:320:ALA:O	2.14	0.46
1:K:86:GLY:CA	1:K:405:ALA:CB	2.88	0.46
1:K:219:PHE:HB3	1:K:317:LEU:HD23	1.97	0.46
1:K:233:MET:O	1:K:237:LEU:HG	2.14	0.46
1:K:458:CYS:SG	1:K:480:ALA:HB1	2.56	0.46
1:L:381:VAL:HG11	1:L:393:LYS:HA	1.97	0.46
1:A:49:ILE:HG13	1:B:513:LEU:CD2	2.45	0.46
1:A:73:MET:CE	1:G:47:PRO:HG2	2.45	0.46

Continued on next page...

Continued from previous page...

Atom-1	Atom-2	Interatomic distance (Å)	Clash overlap (Å)
1:A:458:CYS:SG	1:A:480:ALA:HB1	2.56	0.46
1:B:106:ALA:O	1:B:111:MET:HB2	2.16	0.46
1:B:219:PHE:HB3	1:B:317:LEU:HD23	1.97	0.46
1:C:47:PRO:HG2	1:D:73:MET:CE	2.45	0.46
1:D:47:PRO:HG2	1:E:73:MET:CE	2.45	0.46
1:D:458:CYS:SG	1:D:480:ALA:HB1	2.55	0.46
1:E:458:CYS:SG	1:E:480:ALA:HB1	2.56	0.46
1:G:106:ALA:O	1:G:111:MET:HB2	2.16	0.46
1:I:270:ILE:HG21	1:J:229:ASN:O	2.00	0.46
1:J:106:ALA:O	1:J:111:MET:HB2	2.16	0.46
1:J:219:PHE:HB3	1:J:317:LEU:HD23	1.97	0.46
1:M:349:ILE:HA	1:M:352:GLN:HG3	1.96	0.46
1:N:245:LYS:HB2	1:N:246:PRO:HD3	1.96	0.46
1:N:381:VAL:HG11	1:N:393:LYS:HA	1.97	0.46
1:N:475:ASN:HD21	1:N:489:ILE:HD12	1.79	0.46
1:B:49:ILE:HG13	1:C:513:LEU:CD2	2.45	0.46
1:B:384:ALA:O	1:B:388:GLU:HB2	2.16	0.46
1:B:522:THR:HG22	1:B:523:ASP:N	2.30	0.46
1:C:145:ALA:O	1:C:149:THR:HG23	2.16	0.46
1:C:475:ASN:HD21	1:C:489:ILE:HD12	1.79	0.46
1:E:49:ILE:HG21	1:F:513:LEU:CA	2.45	0.46
1:E:384:ALA:O	1:E:388:GLU:HB2	2.16	0.46
1:H:272:LYS:HB3	1:H:273:VAL:H	1.51	0.46
1:H:518:GLU:CB	1:N:36:ARG:HB3	2.28	0.46
1:B:236:VAL:O	1:B:240:VAL:HG23	2.16	0.46
1:B:390:LYS:N	1:B:390:LYS:HD2	2.31	0.46
1:C:219:PHE:HB3	1:C:317:LEU:HD23	1.97	0.46
1:D:461:GLU:OE2	1:I:463:SER:HB3	2.16	0.46
1:E:36:ARG:CZ	1:F:113:PRO:HD2	2.45	0.46
1:F:461:GLU:OE2	1:N:463:SER:HB3	2.16	0.46
1:J:182:GLY:N	1:K:283:ASP:HB2	2.25	0.46
1:M:381:VAL:HG11	1:M:393:LYS:HA	1.98	0.46
1:A:47:PRO:HG2	1:B:73:MET:CE	2.45	0.46
1:A:47:PRO:HG2	1:B:73:MET:HE2	1.98	0.46
1:A:145:ALA:O	1:A:149:THR:HG23	2.16	0.46
1:B:174:VAL:CG2	1:B:370:ALA:O	2.63	0.46
1:C:103:GLY:O	1:C:107:VAL:HG23	2.16	0.46
1:D:386:GLU:CG	1:E:281:PHE:HE2	2.07	0.46
1:F:47:PRO:HG2	1:G:73:MET:CE	2.45	0.46
1:F:458:CYS:SG	1:F:480:ALA:HB1	2.56	0.46
1:H:381:VAL:HG11	1:H:393:LYS:HA	1.97	0.46

Continued on next page...

Continued from previous page...

Atom-1	Atom-2	Interatomic distance (Å)	Clash overlap (Å)
1:I:219:PHE:HB3	1:I:317:LEU:HD23	1.97	0.46
1:K:270:ILE:HD13	1:L:231:ARG:HG3	1.96	0.46
1:L:219:PHE:HB3	1:L:317:LEU:HD23	1.97	0.46
1:B:35:GLY:O	1:C:114:MET:HE1	2.10	0.46
1:B:103:GLY:O	1:B:107:VAL:HG23	2.16	0.46
1:D:390:LYS:HD2	1:D:390:LYS:N	2.31	0.46
1:E:106:ALA:O	1:E:111:MET:HB2	2.16	0.46
1:F:150:ILE:CG1	1:F:494:LEU:HD12	2.39	0.46
1:I:236:VAL:O	1:I:240:VAL:HG23	2.16	0.46
1:L:270:ILE:HD13	1:M:231:ARG:HG3	1.96	0.46
1:M:219:PHE:HB3	1:M:317:LEU:HD23	1.97	0.46
1:N:106:ALA:O	1:N:111:MET:HB2	2.16	0.46
1:D:37:ASN:O	1:E:518:GLU:HB2	2.15	0.45
1:D:106:ALA:O	1:D:111:MET:HB2	2.16	0.45
1:E:47:PRO:HG2	1:F:73:MET:HE2	1.98	0.45
1:E:150:ILE:CD1	1:E:411:VAL:CB	2.87	0.45
1:E:461:GLU:OE2	1:H:463:SER:HB3	2.16	0.45
1:H:69:MET:HE1	1:N:39:VAL:CB	2.47	0.45
1:H:219:PHE:HB3	1:H:317:LEU:HD23	1.97	0.45
1:I:381:VAL:HG11	1:I:393:LYS:HA	1.97	0.45
1:K:26:ALA:HA	1:L:8:PHE:HE2	1.80	0.45
1:L:106:ALA:O	1:L:111:MET:HB2	2.16	0.45
1:L:146:GLN:NE2	1:L:494:LEU:CD1	2.70	0.45
1:M:111:MET:HG3	1:M:435:ASP:OD1	2.17	0.45
1:N:219:PHE:HB3	1:N:317:LEU:HD23	1.98	0.45
1:B:230:ILE:O	1:B:233:MET:HB2	2.17	0.45
1:C:230:ILE:O	1:C:233:MET:HB2	2.17	0.45
1:E:47:PRO:HG2	1:F:73:MET:CE	2.45	0.45
1:E:122:LYS:HE2	1:E:430:ARG:O	2.17	0.45
1:F:37:ASN:H	1:G:516:THR:CG2	2.28	0.45
1:F:39:VAL:CA	1:G:517:THR:HG23	2.43	0.45
1:F:145:ALA:O	1:F:149:THR:HG23	2.16	0.45
1:H:236:VAL:O	1:H:240:VAL:HG23	2.16	0.45
1:I:111:MET:HG3	1:I:435:ASP:OD1	2.17	0.45
1:I:182:GLY:N	1:J:283:ASP:HB2	2.25	0.45
1:L:111:MET:HG3	1:L:435:ASP:OD1	2.17	0.45
1:M:106:ALA:O	1:M:111:MET:HB2	2.16	0.45
1:B:47:PRO:HG2	1:C:73:MET:CE	2.45	0.45
1:C:49:ILE:HG13	1:D:513:LEU:CD2	2.45	0.45
1:C:272:LYS:HB3	1:C:273:VAL:H	1.51	0.45
1:E:111:MET:HG3	1:E:435:ASP:OD1	2.17	0.45

Continued on next page...

Continued from previous page...

Atom-1	Atom-2	Interatomic distance (Å)	Clash overlap (Å)
1:E:145:ALA:O	1:E:149:THR:HG23	2.16	0.45
1:H:111:MET:HG3	1:H:435:ASP:OD1	2.16	0.45
1:M:122:LYS:HE2	1:M:430:ARG:O	2.17	0.45
1:C:236:VAL:O	1:C:240:VAL:HG23	2.16	0.45
1:C:458:CYS:SG	1:C:480:ALA:HB1	2.56	0.45
1:E:37:ASN:H	1:F:516:THR:CG2	2.28	0.45
1:G:384:ALA:O	1:G:388:GLU:HB2	2.16	0.45
1:H:229:ASN:O	1:N:270:ILE:HG21	2.00	0.45
1:H:325:ILE:HG23	1:H:330:THR:OG1	2.17	0.45
1:J:122:LYS:HE2	1:J:430:ARG:O	2.17	0.45
1:J:236:VAL:O	1:J:240:VAL:HG23	2.16	0.45
1:K:122:LYS:HE2	1:K:430:ARG:O	2.17	0.45
1:L:122:LYS:HE2	1:L:430:ARG:O	2.17	0.45
1:C:384:ALA:O	1:C:388:GLU:HB2	2.16	0.45
1:D:230:ILE:O	1:D:233:MET:HB2	2.17	0.45
1:F:122:LYS:HE2	1:F:430:ARG:O	2.17	0.45
1:F:325:ILE:HG23	1:F:330:THR:OG1	2.17	0.45
1:I:90:THR:O	1:I:94:VAL:HG13	2.17	0.45
1:L:90:THR:O	1:L:94:VAL:HG13	2.17	0.45
1:N:111:MET:HG3	1:N:435:ASP:OD1	2.17	0.45
1:C:325:ILE:HG23	1:C:330:THR:OG1	2.17	0.45
1:D:111:MET:HG3	1:D:435:ASP:OD1	2.17	0.45
1:E:47:PRO:CB	1:F:73:MET:HG2	2.41	0.45
1:E:90:THR:O	1:E:94:VAL:HG13	2.17	0.45
1:E:325:ILE:HG23	1:E:330:THR:OG1	2.17	0.45
1:F:111:MET:HG3	1:F:435:ASP:OD1	2.17	0.45
1:H:106:ALA:O	1:H:111:MET:HB2	2.16	0.45
1:J:111:MET:HG3	1:J:435:ASP:OD1	2.17	0.45
1:J:146:GLN:NE2	1:J:494:LEU:CD1	2.70	0.45
1:J:270:ILE:HD13	1:K:231:ARG:HG3	1.96	0.45
1:K:39:VAL:CB	1:L:69:MET:HE1	2.46	0.45
1:K:106:ALA:O	1:K:111:MET:HB2	2.16	0.45
1:M:103:GLY:O	1:M:107:VAL:HG23	2.16	0.45
1:N:230:ILE:O	1:N:233:MET:HB2	2.17	0.45
1:A:236:VAL:O	1:A:240:VAL:HG23	2.16	0.45
1:D:90:THR:O	1:D:94:VAL:HG13	2.17	0.45
1:D:103:GLY:O	1:D:107:VAL:HG23	2.16	0.45
1:D:325:ILE:HG23	1:D:330:THR:OG1	2.17	0.45
1:E:230:ILE:O	1:E:233:MET:HB2	2.17	0.45
1:E:236:VAL:O	1:E:240:VAL:HG23	2.16	0.45
1:F:106:ALA:O	1:F:111:MET:HB2	2.16	0.45

Continued on next page...

Continued from previous page...

Atom-1	Atom-2	Interatomic distance (Å)	Clash overlap (Å)
1:I:267:MET:O	1:I:268:ARG:HB2	2.17	0.45
1:J:267:MET:O	1:J:268:ARG:HB2	2.17	0.45
1:K:230:ILE:O	1:K:233:MET:HB2	2.16	0.45
1:K:267:MET:O	1:K:268:ARG:HB2	2.17	0.45
1:M:90:THR:O	1:M:94:VAL:HG13	2.17	0.45
1:M:389:MET:SD	1:N:281:PHE:CD2	3.10	0.45
1:N:122:LYS:HE2	1:N:430:ARG:O	2.17	0.45
1:A:106:ALA:O	1:A:111:MET:HB2	2.16	0.45
1:A:230:ILE:O	1:A:233:MET:HB2	2.17	0.45
1:D:122:LYS:HE2	1:D:430:ARG:O	2.17	0.45
1:E:386:GLU:CG	1:F:281:PHE:HE2	2.07	0.45
1:G:325:ILE:HG23	1:G:330:THR:OG1	2.17	0.45
1:H:103:GLY:O	1:H:107:VAL:HG23	2.16	0.45
1:H:389:MET:SD	1:I:281:PHE:CD2	3.10	0.45
1:J:90:THR:O	1:J:94:VAL:HG13	2.17	0.45
1:K:90:THR:O	1:K:94:VAL:HG13	2.17	0.45
1:K:236:VAL:O	1:K:240:VAL:HG23	2.16	0.45
1:L:236:VAL:O	1:L:240:VAL:HG23	2.16	0.45
1:L:272:LYS:HB3	1:L:273:VAL:H	1.51	0.45
1:L:325:ILE:HG23	1:L:330:THR:OG1	2.17	0.45
1:C:106:ALA:O	1:C:111:MET:HB2	2.16	0.45
1:C:267:MET:O	1:C:268:ARG:HB2	2.17	0.45
1:F:230:ILE:O	1:F:233:MET:HB2	2.17	0.45
1:G:236:VAL:O	1:G:240:VAL:HG23	2.16	0.45
1:H:230:ILE:O	1:H:233:MET:HB2	2.17	0.45
1:I:389:MET:SD	1:J:281:PHE:CD2	3.10	0.45
1:J:389:MET:SD	1:K:281:PHE:CD2	3.10	0.45
1:J:403:THR:O	1:J:407:VAL:HG23	2.17	0.45
1:K:111:MET:HG3	1:K:435:ASP:OD1	2.17	0.45
1:L:230:ILE:O	1:L:233:MET:HB2	2.17	0.45
1:L:267:MET:O	1:L:268:ARG:HB2	2.17	0.45
1:M:230:ILE:O	1:M:233:MET:HB2	2.17	0.45
1:A:122:LYS:HE2	1:A:430:ARG:O	2.17	0.45
1:A:325:ILE:HG23	1:A:330:THR:OG1	2.17	0.45
1:A:390:LYS:HD2	1:A:390:LYS:N	2.31	0.45
1:B:325:ILE:HG23	1:B:330:THR:OG1	2.17	0.45
1:D:47:PRO:HG2	1:E:73:MET:HE2	1.99	0.45
1:G:145:ALA:O	1:G:149:THR:HG23	2.16	0.45
1:G:230:ILE:O	1:G:233:MET:HB2	2.17	0.45
1:G:390:LYS:HD2	1:G:390:LYS:N	2.31	0.45
1:H:90:THR:O	1:H:94:VAL:HG13	2.17	0.45

Continued on next page...

Continued from previous page...

Atom-1	Atom-2	Interatomic distance (Å)	Clash overlap (Å)
1:I:270:ILE:HD13	1:J:231:ARG:HG3	1.96	0.45
1:K:103:GLY:O	1:K:107:VAL:HG23	2.16	0.45
1:L:270:ILE:HG21	1:M:229:ASN:O	2.00	0.45
1:N:325:ILE:HG23	1:N:330:THR:OG1	2.17	0.45
1:A:103:GLY:O	1:A:107:VAL:HG23	2.16	0.44
1:D:35:GLY:O	1:E:114:MET:HE1	2.10	0.44
1:G:202:PRO:O	1:G:203:TYR:HB2	2.17	0.44
1:H:270:ILE:HG21	1:I:229:ASN:O	2.00	0.44
1:H:281:PHE:CD2	1:N:389:MET:SD	3.10	0.44
1:J:103:GLY:O	1:J:107:VAL:HG23	2.16	0.44
1:J:272:LYS:HB3	1:J:273:VAL:H	1.51	0.44
1:M:146:GLN:NE2	1:M:494:LEU:CD1	2.70	0.44
1:N:103:GLY:O	1:N:107:VAL:HG23	2.17	0.44
1:N:236:VAL:O	1:N:240:VAL:HG23	2.16	0.44
1:A:202:PRO:O	1:A:203:TYR:HB2	2.17	0.44
1:A:434:GLU:O	1:A:438:VAL:HG23	2.18	0.44
1:B:73:MET:O	1:B:76:GLU:HB2	2.18	0.44
1:D:236:VAL:O	1:D:240:VAL:HG23	2.16	0.44
1:D:270:ILE:HG22	1:E:229:ASN:C	2.31	0.44
1:F:390:LYS:HD2	1:F:390:LYS:N	2.31	0.44
1:J:230:ILE:O	1:J:233:MET:HB2	2.17	0.44
1:K:270:ILE:CG2	1:L:229:ASN:CA	2.82	0.44
1:K:389:MET:SD	1:L:281:PHE:CD2	3.10	0.44
1:K:403:THR:O	1:K:407:VAL:HG23	2.17	0.44
1:L:73:MET:O	1:L:76:GLU:HB2	2.18	0.44
1:L:103:GLY:O	1:L:107:VAL:HG23	2.16	0.44
1:L:389:MET:SD	1:M:281:PHE:CD2	3.10	0.44
1:A:111:MET:HG3	1:A:435:ASP:OD1	2.17	0.44
1:C:150:ILE:CG1	1:C:494:LEU:HD12	2.39	0.44
1:D:49:ILE:HG13	1:E:513:LEU:CD2	2.45	0.44
1:D:145:ALA:O	1:D:149:THR:HG23	2.16	0.44
1:E:47:PRO:CB	1:F:73:MET:CG	2.87	0.44
1:F:267:MET:O	1:F:268:ARG:HB2	2.17	0.44
1:G:111:MET:HG3	1:G:435:ASP:OD1	2.17	0.44
1:H:267:MET:O	1:H:268:ARG:HB2	2.17	0.44
1:H:434:GLU:O	1:H:438:VAL:HG23	2.18	0.44
1:I:103:GLY:O	1:I:107:VAL:HG23	2.16	0.44
1:B:122:LYS:HE2	1:B:430:ARG:O	2.17	0.44
1:D:267:MET:O	1:D:268:ARG:HB2	2.17	0.44
1:E:73:MET:O	1:E:76:GLU:HB2	2.18	0.44
1:F:103:GLY:O	1:F:107:VAL:HG23	2.16	0.44

Continued on next page...

Continued from previous page...

Atom-1	Atom-2	Interatomic distance (Å)	Clash overlap (Å)
1:H:26:ALA:HA	1:I:8:PHE:HE2	1.80	0.44
1:I:122:LYS:HE2	1:I:430:ARG:O	2.17	0.44
1:I:325:ILE:HG23	1:I:330:THR:OG1	2.17	0.44
1:M:236:VAL:O	1:M:240:VAL:HG23	2.16	0.44
1:M:267:MET:O	1:M:268:ARG:HB2	2.17	0.44
1:M:325:ILE:HG23	1:M:330:THR:OG1	2.17	0.44
1:A:73:MET:O	1:A:76:GLU:HB2	2.18	0.44
1:B:205:ILE:HA	1:B:213:VAL:HG22	1.99	0.44
1:B:272:LYS:HB3	1:B:273:VAL:H	1.51	0.44
1:C:122:LYS:HE2	1:C:430:ARG:O	2.17	0.44
1:F:202:PRO:O	1:F:203:TYR:HB2	2.17	0.44
1:F:236:VAL:O	1:F:240:VAL:HG23	2.16	0.44
1:F:461:GLU:HA	1:F:462:PRO:HD2	1.90	0.44
1:H:73:MET:O	1:H:76:GLU:HB2	2.18	0.44
1:I:106:ALA:O	1:I:111:MET:HB2	2.16	0.44
1:I:230:ILE:O	1:I:233:MET:HB2	2.17	0.44
1:I:434:GLU:O	1:I:438:VAL:HG23	2.18	0.44
1:J:202:PRO:O	1:J:203:TYR:HB2	2.18	0.44
1:K:182:GLY:N	1:L:283:ASP:HB2	2.25	0.44
1:K:202:PRO:O	1:K:203:TYR:HB2	2.17	0.44
1:N:73:MET:O	1:N:76:GLU:HB2	2.18	0.44
1:N:205:ILE:HA	1:N:213:VAL:HG22	1.99	0.44
1:N:434:GLU:O	1:N:438:VAL:HG23	2.18	0.44
1:B:267:MET:O	1:B:268:ARG:HB2	2.17	0.44
1:C:111:MET:HG3	1:C:435:ASP:OD1	2.17	0.44
1:D:73:MET:O	1:D:76:GLU:HB2	2.18	0.44
1:E:150:ILE:CD1	1:E:494:LEU:CD1	2.94	0.44
1:E:205:ILE:HA	1:E:213:VAL:HG22	1.99	0.44
1:E:267:MET:O	1:E:268:ARG:HB2	2.17	0.44
1:H:205:ILE:HA	1:H:213:VAL:HG22	1.99	0.44
1:K:73:MET:O	1:K:76:GLU:HB2	2.18	0.44
1:M:403:THR:O	1:M:407:VAL:HG23	2.17	0.44
1:C:434:GLU:O	1:C:438:VAL:HG23	2.18	0.44
1:D:205:ILE:HA	1:D:213:VAL:HG22	1.99	0.44
1:E:103:GLY:O	1:E:107:VAL:HG23	2.16	0.44
1:F:90:THR:O	1:F:94:VAL:HG13	2.17	0.44
1:F:430:ARG:HA	1:F:430:ARG:HD3	1.84	0.44
1:G:103:GLY:O	1:G:107:VAL:HG23	2.16	0.44
1:G:122:LYS:HE2	1:G:430:ARG:O	2.17	0.44
1:K:325:ILE:HG23	1:K:330:THR:OG1	2.17	0.44
1:M:434:GLU:O	1:M:438:VAL:HG23	2.18	0.44

Continued on next page...

Continued from previous page...

Atom-1	Atom-2	Interatomic distance (Å)	Clash overlap (Å)
1:N:403:THR:O	1:N:407:VAL:HG23	2.17	0.44
1:B:90:THR:O	1:B:94:VAL:HG13	2.17	0.44
1:B:111:MET:HG3	1:B:435:ASP:OD1	2.17	0.44
1:C:73:MET:O	1:C:76:GLU:HB2	2.18	0.44
1:D:202:PRO:O	1:D:203:TYR:HB2	2.17	0.44
1:G:179:ASP:HB3	1:G:389:MET:HE1	2.00	0.44
1:G:267:MET:O	1:G:268:ARG:HB2	2.17	0.44
1:J:205:ILE:HA	1:J:213:VAL:HG22	1.99	0.44
1:M:205:ILE:HA	1:M:213:VAL:HG22	1.99	0.44
1:N:267:MET:O	1:N:268:ARG:HB2	2.17	0.44
1:A:16:MET:O	1:A:20:VAL:HG13	2.18	0.44
1:A:90:THR:O	1:A:94:VAL:HG13	2.17	0.44
1:B:202:PRO:O	1:B:203:TYR:HB2	2.18	0.44
1:C:205:ILE:HA	1:C:213:VAL:HG22	1.99	0.44
1:E:272:LYS:HB3	1:E:273:VAL:H	1.51	0.44
1:G:73:MET:O	1:G:76:GLU:HB2	2.18	0.44
1:H:122:LYS:HE2	1:H:430:ARG:O	2.17	0.44
1:I:26:ALA:HA	1:J:8:PHE:HE2	1.80	0.44
1:I:46:ALA:HA	1:I:47:PRO:HD3	1.89	0.44
1:J:16:MET:O	1:J:20:VAL:HG13	2.18	0.44
1:J:325:ILE:HG23	1:J:330:THR:OG1	2.17	0.44
1:K:16:MET:O	1:K:20:VAL:HG13	2.18	0.44
1:M:202:PRO:O	1:M:203:TYR:HB2	2.18	0.44
1:B:430:ARG:HA	1:B:430:ARG:HD3	1.84	0.43
1:C:37:ASN:H	1:D:516:THR:CG2	2.28	0.43
1:C:90:THR:O	1:C:94:VAL:HG13	2.17	0.43
1:D:150:ILE:CD1	1:D:494:LEU:CD1	2.94	0.43
1:D:464:VAL:HG22	1:I:464:VAL:HA	2.00	0.43
1:F:47:PRO:HG2	1:G:73:MET:HE2	1.98	0.43
1:G:90:THR:O	1:G:94:VAL:HG13	2.17	0.43
1:G:149:THR:HG23	1:G:159:GLY:HA3	2.00	0.43
1:I:202:PRO:O	1:I:203:TYR:HB2	2.17	0.43
1:I:403:THR:O	1:I:407:VAL:HG23	2.17	0.43
1:N:90:THR:O	1:N:94:VAL:HG13	2.17	0.43
1:N:202:PRO:O	1:N:203:TYR:HB2	2.18	0.43
1:B:37:ASN:H	1:C:516:THR:CG2	2.28	0.43
1:B:434:GLU:O	1:B:438:VAL:HG23	2.18	0.43
1:F:205:ILE:HA	1:F:213:VAL:HG22	1.99	0.43
1:G:205:ILE:HA	1:G:213:VAL:HG22	1.99	0.43
1:K:434:GLU:O	1:K:438:VAL:HG23	2.18	0.43
1:L:120:ILE:O	1:L:124:VAL:HG23	2.19	0.43

Continued on next page...

Continued from previous page...

Atom-1	Atom-2	Interatomic distance (Å)	Clash overlap (Å)
1:L:408:GLU:N	1:L:498:LYS:HE2	2.33	0.43
1:L:434:GLU:O	1:L:438:VAL:HG23	2.18	0.43
1:M:182:GLY:N	1:N:283:ASP:HB2	2.25	0.43
1:G:16:MET:O	1:G:20:VAL:HG13	2.18	0.43
1:G:461:GLU:HA	1:G:462:PRO:HD2	1.90	0.43
1:H:120:ILE:O	1:H:124:VAL:HG23	2.18	0.43
1:H:202:PRO:O	1:H:203:TYR:HB2	2.18	0.43
1:I:146:GLN:NE2	1:I:494:LEU:CD1	2.70	0.43
1:J:434:GLU:O	1:J:438:VAL:HG23	2.18	0.43
1:L:16:MET:O	1:L:20:VAL:HG13	2.18	0.43
1:L:149:THR:HG22	1:L:156:GLU:HA	2.01	0.43
1:M:61:GLU:O	1:N:3:ALA:HA	2.19	0.43
1:A:150:ILE:CG1	1:A:494:LEU:CD1	2.97	0.43
1:B:461:GLU:HA	1:B:462:PRO:HD2	1.90	0.43
1:D:16:MET:O	1:D:20:VAL:HG13	2.18	0.43
1:D:120:ILE:O	1:D:124:VAL:HG23	2.19	0.43
1:E:464:VAL:HG22	1:H:464:VAL:HA	2.00	0.43
1:H:182:GLY:N	1:I:283:ASP:HB2	2.25	0.43
1:I:205:ILE:HA	1:I:213:VAL:HG22	1.99	0.43
1:I:386:GLU:HB2	1:J:284:ARG:CD	2.40	0.43
1:J:73:MET:O	1:J:76:GLU:HB2	2.18	0.43
1:J:120:ILE:O	1:J:124:VAL:HG23	2.19	0.43
1:K:149:THR:HG22	1:K:156:GLU:HA	2.00	0.43
1:M:26:ALA:HA	1:N:8:PHE:CZ	2.54	0.43
1:B:16:MET:O	1:B:20:VAL:HG13	2.18	0.43
1:C:149:THR:HG23	1:C:159:GLY:HA3	2.00	0.43
1:D:305:ILE:HG23	1:D:308:GLU:HG3	2.00	0.43
1:E:202:PRO:O	1:E:203:TYR:HB2	2.18	0.43
1:E:350:ARG:O	1:E:353:ILE:HG12	2.19	0.43
1:H:61:GLU:O	1:I:3:ALA:HA	2.19	0.43
1:J:386:GLU:HB2	1:K:284:ARG:CD	2.40	0.43
1:K:61:GLU:O	1:L:3:ALA:HA	2.19	0.43
1:K:205:ILE:HA	1:K:213:VAL:HG22	1.99	0.43
1:N:120:ILE:O	1:N:124:VAL:HG23	2.19	0.43
1:N:501:ARG:HG3	1:N:502:SER:N	2.34	0.43
1:A:229:ASN:C	1:G:270:ILE:HG22	2.31	0.43
1:B:120:ILE:O	1:B:124:VAL:HG23	2.19	0.43
1:C:47:PRO:CB	1:D:73:MET:CG	2.88	0.43
1:C:120:ILE:O	1:C:124:VAL:HG23	2.19	0.43
1:C:464:VAL:HG22	1:J:464:VAL:HA	2.00	0.43
1:E:305:ILE:HG23	1:E:308:GLU:HG3	2.00	0.43

Continued on next page...

Continued from previous page...

Atom-1	Atom-2	Interatomic distance (Å)	Clash overlap (Å)
1:F:16:MET:O	1:F:20:VAL:HG13	2.18	0.43
1:F:120:ILE:O	1:F:124:VAL:HG23	2.19	0.43
1:F:149:THR:HG23	1:F:159:GLY:HA3	2.00	0.43
1:F:434:GLU:O	1:F:438:VAL:HG23	2.18	0.43
1:G:434:GLU:O	1:G:438:VAL:HG23	2.18	0.43
1:H:350:ARG:O	1:H:353:ILE:HG12	2.19	0.43
1:I:16:MET:O	1:I:20:VAL:HG13	2.18	0.43
1:L:183:LEU:HD23	1:L:183:LEU:HA	1.90	0.43
1:L:202:PRO:O	1:L:203:TYR:HB2	2.18	0.43
1:L:403:THR:O	1:L:407:VAL:HG23	2.17	0.43
1:M:149:THR:HG22	1:M:156:GLU:HA	2.01	0.43
1:A:149:THR:HG23	1:A:159:GLY:HA3	2.00	0.43
1:A:150:ILE:CD1	1:A:494:LEU:CD1	2.94	0.43
1:A:229:ASN:C	1:G:270:ILE:HG23	2.30	0.43
1:A:267:MET:O	1:A:268:ARG:HB2	2.17	0.43
1:A:461:GLU:HA	1:A:462:PRO:HD2	1.90	0.43
1:C:158:VAL:HG21	1:C:395:ARG:HD2	2.01	0.43
1:C:245:LYS:CE	1:D:232:GLU:HG3	2.45	0.43
1:D:27:VAL:HG12	1:D:90:THR:HG23	2.01	0.43
1:D:158:VAL:HG21	1:D:395:ARG:HD2	2.01	0.43
1:E:91:THR:O	1:E:94:VAL:HG22	2.19	0.43
1:H:386:GLU:HA	1:I:281:PHE:N	2.34	0.43
1:I:73:MET:O	1:I:76:GLU:HB2	2.18	0.43
1:I:350:ARG:O	1:I:353:ILE:HG12	2.19	0.43
1:J:245:LYS:CE	1:K:232:GLU:CG	2.91	0.43
1:L:26:ALA:HA	1:M:8:PHE:CZ	2.54	0.43
1:L:27:VAL:HG12	1:L:90:THR:HG23	2.01	0.43
1:M:16:MET:O	1:M:20:VAL:HG13	2.18	0.43
1:M:183:LEU:HD23	1:M:183:LEU:HA	1.90	0.43
1:N:16:MET:O	1:N:20:VAL:HG13	2.18	0.43
1:N:350:ARG:O	1:N:353:ILE:HG12	2.19	0.43
1:A:150:ILE:CG1	1:A:494:LEU:HD12	2.39	0.43
1:A:205:ILE:HA	1:A:213:VAL:HG22	1.99	0.43
1:A:245:LYS:CE	1:B:232:GLU:HG3	2.45	0.43
1:D:350:ARG:O	1:D:353:ILE:HG12	2.19	0.43
1:F:73:MET:O	1:F:76:GLU:HB2	2.18	0.43
1:F:91:THR:O	1:F:94:VAL:HG22	2.19	0.43
1:F:150:ILE:CG1	1:F:494:LEU:CD1	2.97	0.43
1:F:350:ARG:O	1:F:353:ILE:HG12	2.19	0.43
1:F:436:GLN:O	1:F:440:ILE:HG13	2.19	0.43
1:G:120:ILE:O	1:G:124:VAL:HG23	2.19	0.43

Continued on next page...

Continued from previous page...

Atom-1	Atom-2	Interatomic distance (Å)	Clash overlap (Å)
1:G:150:ILE:CG1	1:G:494:LEU:CD1	2.97	0.43
1:G:436:GLN:O	1:G:440:ILE:HG13	2.19	0.43
1:H:281:PHE:N	1:N:386:GLU:HA	2.34	0.43
1:H:403:THR:O	1:H:407:VAL:HG23	2.18	0.43
1:I:61:GLU:O	1:J:3:ALA:HA	2.19	0.43
1:M:73:MET:O	1:M:76:GLU:HB2	2.18	0.43
1:M:408:GLU:N	1:M:498:LYS:HE2	2.33	0.43
1:A:37:ASN:H	1:B:516:THR:CG2	2.28	0.43
1:A:120:ILE:O	1:A:124:VAL:HG23	2.19	0.43
1:A:516:THR:CG2	1:G:37:ASN:H	2.28	0.43
1:B:418:ALA:O	1:B:422:VAL:HG23	2.19	0.43
1:C:16:MET:O	1:C:20:VAL:HG13	2.18	0.43
1:D:149:THR:HG23	1:D:159:GLY:HA3	2.00	0.43
1:D:501:ARG:HG3	1:D:502:SER:N	2.34	0.43
1:E:158:VAL:HG21	1:E:395:ARG:HD2	2.01	0.43
1:E:434:GLU:O	1:E:438:VAL:HG23	2.18	0.43
1:G:150:ILE:CD1	1:G:494:LEU:CD1	2.94	0.43
1:I:120:ILE:O	1:I:124:VAL:HG23	2.19	0.43
1:I:305:ILE:HG23	1:I:308:GLU:HG3	2.00	0.43
1:K:386:GLU:HA	1:L:281:PHE:N	2.34	0.43
1:M:39:VAL:HG11	1:N:69:MET:CE	2.34	0.43
1:B:91:THR:O	1:B:94:VAL:HG22	2.19	0.43
1:B:158:VAL:HG21	1:B:395:ARG:HD2	2.01	0.43
1:C:27:VAL:HG12	1:C:90:THR:HG23	2.01	0.43
1:C:150:ILE:CG1	1:C:494:LEU:CD1	2.97	0.43
1:D:150:ILE:CD1	1:D:411:VAL:CB	2.87	0.43
1:D:434:GLU:O	1:D:438:VAL:HG23	2.18	0.43
1:H:91:THR:O	1:H:94:VAL:HG22	2.19	0.43
1:H:501:ARG:HG3	1:H:502:SER:N	2.34	0.43
1:J:305:ILE:HG23	1:J:308:GLU:HG3	2.01	0.43
1:J:443:ALA:O	1:J:447:MET:HG3	2.19	0.43
1:L:61:GLU:O	1:M:3:ALA:HA	2.19	0.43
1:M:27:VAL:HG12	1:M:90:THR:HG23	2.01	0.43
1:M:245:LYS:CE	1:N:232:GLU:CG	2.91	0.43
1:M:501:ARG:HG3	1:M:502:SER:N	2.34	0.43
1:N:91:THR:O	1:N:94:VAL:HG22	2.19	0.43
1:N:305:ILE:HG23	1:N:308:GLU:HG3	2.00	0.43
1:N:443:ALA:O	1:N:447:MET:HG3	2.19	0.43
1:A:91:THR:O	1:A:94:VAL:HG22	2.19	0.42
1:A:501:ARG:HG3	1:A:502:SER:N	2.34	0.42
1:B:49:ILE:CG2	1:C:513:LEU:CD2	2.92	0.42

Continued on next page...

Continued from previous page...

Atom-1	Atom-2	Interatomic distance (Å)	Clash overlap (Å)
1:C:202:PRO:O	1:C:203:TYR:HB2	2.18	0.42
1:D:91:THR:O	1:D:94:VAL:HG22	2.19	0.42
1:E:150:ILE:CG1	1:E:494:LEU:CD1	2.97	0.42
1:E:436:GLN:O	1:E:440:ILE:HG13	2.19	0.42
1:G:305:ILE:HG23	1:G:308:GLU:HG3	2.00	0.42
1:H:3:ALA:HA	1:N:61:GLU:O	2.19	0.42
1:H:16:MET:O	1:H:20:VAL:HG13	2.18	0.42
1:H:408:GLU:N	1:H:498:LYS:HE2	2.33	0.42
1:H:443:ALA:O	1:H:447:MET:HG3	2.19	0.42
1:I:443:ALA:O	1:I:447:MET:HG3	2.19	0.42
1:J:149:THR:HG22	1:J:156:GLU:HA	2.00	0.42
1:K:91:THR:O	1:K:94:VAL:HG22	2.19	0.42
1:K:120:ILE:O	1:K:124:VAL:HG23	2.19	0.42
1:L:205:ILE:HA	1:L:213:VAL:HG22	1.99	0.42
1:M:91:THR:O	1:M:94:VAL:HG22	2.19	0.42
1:M:168:LYS:CD	1:M:189:VAL:HG23	2.46	0.42
1:M:387:VAL:HA	1:N:281:PHE:CD1	2.50	0.42
1:A:350:ARG:O	1:A:353:ILE:HG12	2.19	0.42
1:A:436:GLN:O	1:A:440:ILE:HG13	2.19	0.42
1:B:49:ILE:HG12	1:C:513:LEU:HD13	1.99	0.42
1:B:436:GLN:O	1:B:440:ILE:HG13	2.19	0.42
1:C:49:ILE:CG2	1:D:513:LEU:CD2	2.92	0.42
1:F:464:VAL:HG22	1:N:464:VAL:HA	2.00	0.42
1:H:8:PHE:CZ	1:N:26:ALA:HA	2.54	0.42
1:H:26:ALA:HA	1:I:8:PHE:CZ	2.54	0.42
1:I:386:GLU:HA	1:J:281:PHE:N	2.34	0.42
1:I:408:GLU:N	1:I:498:LYS:HE2	2.33	0.42
1:J:26:ALA:HA	1:K:8:PHE:HE2	1.80	0.42
1:J:386:GLU:HA	1:K:281:PHE:N	2.34	0.42
1:K:350:ARG:O	1:K:353:ILE:HG12	2.19	0.42
1:L:190:VAL:O	1:L:191:GLU:O	2.38	0.42
1:L:350:ARG:O	1:L:353:ILE:HG12	2.19	0.42
1:N:408:GLU:N	1:N:498:LYS:HE2	2.33	0.42
1:B:27:VAL:HG12	1:B:90:THR:HG23	2.01	0.42
1:B:149:THR:HG23	1:B:159:GLY:HA3	2.00	0.42
1:B:464:VAL:HG22	1:K:464:VAL:HA	2.01	0.42
1:C:501:ARG:HG3	1:C:502:SER:N	2.34	0.42
1:D:436:GLN:O	1:D:440:ILE:HG13	2.19	0.42
1:E:16:MET:O	1:E:20:VAL:HG13	2.18	0.42
1:E:179:ASP:HB3	1:E:389:MET:HE1	2.02	0.42
1:G:418:ALA:O	1:G:422:VAL:HG23	2.19	0.42

Continued on next page...

Continued from previous page...

Atom-1	Atom-2	Interatomic distance (Å)	Clash overlap (Å)
1:H:8:PHE:HE2	1:N:26:ALA:HA	1.80	0.42
1:H:418:ALA:O	1:H:422:VAL:HG23	2.19	0.42
1:I:91:THR:O	1:I:94:VAL:HG22	2.19	0.42
1:J:61:GLU:O	1:K:3:ALA:HA	2.19	0.42
1:K:27:VAL:HG12	1:K:90:THR:HG23	2.01	0.42
1:K:190:VAL:O	1:K:191:GLU:O	2.38	0.42
1:L:305:ILE:HG23	1:L:308:GLU:HG3	2.00	0.42
1:L:436:GLN:O	1:L:440:ILE:HG13	2.19	0.42
1:M:120:ILE:O	1:M:124:VAL:HG23	2.19	0.42
1:A:46:ALA:HA	1:A:47:PRO:HD3	1.89	0.42
1:B:350:ARG:O	1:B:353:ILE:HG12	2.19	0.42
1:D:37:ASN:H	1:E:516:THR:CG2	2.28	0.42
1:E:27:VAL:HG12	1:E:90:THR:HG23	2.01	0.42
1:I:85:ALA:C	1:I:405:ALA:CB	2.50	0.42
1:J:408:GLU:N	1:J:498:LYS:HE2	2.33	0.42
1:N:27:VAL:HG12	1:N:90:THR:HG23	2.01	0.42
1:A:49:ILE:HG12	1:B:513:LEU:HD13	1.99	0.42
1:A:464:VAL:HG22	1:L:464:VAL:HA	2.00	0.42
1:C:47:PRO:HG2	1:D:73:MET:HE2	2.00	0.42
1:F:35:GLY:O	1:G:114:MET:HE1	2.12	0.42
1:F:524:LEU:HA	1:F:525:PRO:HD3	1.94	0.42
1:G:464:VAL:HG22	1:M:464:VAL:HA	2.00	0.42
1:H:197:ARG:HD2	1:H:277:LYS:HG3	2.02	0.42
1:H:386:GLU:HB2	1:I:284:ARG:CD	2.40	0.42
1:K:443:ALA:O	1:K:447:MET:HG3	2.19	0.42
1:M:190:VAL:O	1:M:191:GLU:O	2.38	0.42
1:M:386:GLU:HA	1:N:281:PHE:N	2.34	0.42
1:M:436:GLN:O	1:M:440:ILE:HG13	2.19	0.42
1:N:197:ARG:HD2	1:N:277:LYS:HG3	2.02	0.42
1:C:179:ASP:HB3	1:C:389:MET:HE1	2.02	0.42
1:C:305:ILE:HG23	1:C:308:GLU:HG3	2.00	0.42
1:C:350:ARG:O	1:C:353:ILE:HG12	2.19	0.42
1:G:91:THR:O	1:G:94:VAL:HG22	2.19	0.42
1:J:26:ALA:HA	1:K:8:PHE:CZ	2.54	0.42
1:J:350:ARG:O	1:J:353:ILE:HG12	2.19	0.42
1:N:436:GLN:O	1:N:440:ILE:HG13	2.19	0.42
1:A:158:VAL:HG21	1:A:395:ARG:HD2	2.01	0.42
1:A:180:GLY:N	1:A:389:MET:HE1	2.35	0.42
1:A:305:ILE:HG23	1:A:308:GLU:HG3	2.00	0.42
1:A:418:ALA:O	1:A:422:VAL:HG23	2.19	0.42
1:C:91:THR:O	1:C:94:VAL:HG22	2.19	0.42

Continued on next page...

Continued from previous page...

Atom-1	Atom-2	Interatomic distance (Å)	Clash overlap (Å)
1:F:158:VAL:HG21	1:F:395:ARG:HD2	2.01	0.42
1:F:305:ILE:HG23	1:F:308:GLU:HG3	2.00	0.42
1:H:149:THR:HG22	1:H:156:GLU:HA	2.01	0.42
1:H:305:ILE:HG23	1:H:308:GLU:HG3	2.00	0.42
1:H:436:GLN:O	1:H:440:ILE:HG13	2.19	0.42
1:I:149:THR:HG22	1:I:156:GLU:HA	2.00	0.42
1:I:418:ALA:O	1:I:422:VAL:HG23	2.19	0.42
1:J:91:THR:O	1:J:94:VAL:HG22	2.19	0.42
1:J:524:LEU:HA	1:J:525:PRO:HD3	1.94	0.42
1:K:26:ALA:HA	1:L:8:PHE:CZ	2.54	0.42
1:K:85:ALA:C	1:K:405:ALA:CB	2.50	0.42
1:M:350:ARG:O	1:M:353:ILE:HG12	2.19	0.42
1:B:47:PRO:HG2	1:C:73:MET:HE2	2.00	0.42
1:B:305:ILE:HG23	1:B:308:GLU:HG3	2.00	0.42
1:C:443:ALA:O	1:C:447:MET:HG3	2.20	0.42
1:D:179:ASP:HB3	1:D:389:MET:HE1	2.02	0.42
1:D:418:ALA:O	1:D:422:VAL:HG23	2.19	0.42
1:E:120:ILE:O	1:E:124:VAL:HG23	2.19	0.42
1:E:501:ARG:HG3	1:E:502:SER:N	2.34	0.42
1:G:350:ARG:O	1:G:353:ILE:HG12	2.19	0.42
1:H:430:ARG:HA	1:H:430:ARG:HD3	1.85	0.42
1:I:197:ARG:HD2	1:I:277:LYS:HG3	2.02	0.42
1:J:190:VAL:O	1:J:191:GLU:O	2.38	0.42
1:K:305:ILE:HG23	1:K:308:GLU:HG3	2.00	0.42
1:L:387:VAL:HA	1:M:281:PHE:CD1	2.50	0.42
1:M:443:ALA:O	1:M:447:MET:HG3	2.19	0.42
1:N:149:THR:HG22	1:N:156:GLU:HA	2.01	0.42
1:N:168:LYS:CD	1:N:189:VAL:HG23	2.46	0.42
1:N:190:VAL:O	1:N:191:GLU:O	2.38	0.42
1:A:27:VAL:HG12	1:A:90:THR:HG23	2.01	0.42
1:B:443:ALA:O	1:B:447:MET:HG3	2.19	0.42
1:E:149:THR:HG23	1:E:159:GLY:HA3	2.00	0.42
1:E:418:ALA:O	1:E:422:VAL:HG23	2.19	0.42
1:G:77:VAL:HG12	1:G:92:ALA:HB1	2.02	0.42
1:H:27:VAL:HG12	1:H:90:THR:HG23	2.01	0.42
1:I:77:VAL:HG12	1:I:92:ALA:HB1	2.02	0.42
1:I:436:GLN:O	1:I:440:ILE:HG13	2.19	0.42
1:K:408:GLU:N	1:K:498:LYS:HE2	2.33	0.42
1:L:182:GLY:N	1:M:283:ASP:HB2	2.25	0.42
1:L:386:GLU:HA	1:M:281:PHE:N	2.34	0.42
1:M:39:VAL:HB	1:N:69:MET:HE1	2.02	0.42

Continued on next page...

Continued from previous page...

Atom-1	Atom-2	Interatomic distance (Å)	Clash overlap (Å)
1:N:418:ALA:O	1:N:422:VAL:HG23	2.19	0.42
1:B:270:ILE:HD11	1:C:231:ARG:HG3	2.01	0.42
1:C:46:ALA:HA	1:C:47:PRO:HD3	1.89	0.42
1:C:436:GLN:O	1:C:440:ILE:HG13	2.19	0.42
1:F:77:VAL:HG12	1:F:92:ALA:HB1	2.01	0.42
1:G:27:VAL:HG12	1:G:90:THR:HG23	2.01	0.42
1:G:501:ARG:HG3	1:G:502:SER:N	2.34	0.42
1:I:26:ALA:HA	1:J:8:PHE:CZ	2.54	0.42
1:I:174:VAL:HG11	1:I:331:THR:HG1	1.74	0.42
1:J:197:ARG:HD2	1:J:277:LYS:HG3	2.02	0.42
1:J:405:ALA:O	1:J:498:LYS:HE3	2.16	0.42
1:K:430:ARG:HA	1:K:430:ARG:HD3	1.85	0.42
1:M:305:ILE:HG23	1:M:308:GLU:HG3	2.00	0.42
1:M:430:ARG:HA	1:M:430:ARG:HD3	1.85	0.42
1:A:128:VAL:O	1:A:132:LYS:HG2	2.20	0.41
1:A:443:ALA:O	1:A:447:MET:HG3	2.20	0.41
1:A:524:LEU:HA	1:A:525:PRO:HD3	1.94	0.41
1:C:49:ILE:HG12	1:D:513:LEU:HD13	1.99	0.41
1:D:443:ALA:O	1:D:447:MET:HG3	2.19	0.41
1:E:150:ILE:CG1	1:E:494:LEU:HD12	2.39	0.41
1:F:443:ALA:O	1:F:447:MET:HG3	2.19	0.41
1:H:77:VAL:HG12	1:H:92:ALA:HB1	2.02	0.41
1:K:197:ARG:HD2	1:K:277:LYS:HG3	2.02	0.41
1:L:501:ARG:HG3	1:L:502:SER:N	2.34	0.41
1:M:197:ARG:HD2	1:M:277:LYS:HG3	2.02	0.41
1:A:472:GLY:HA3	1:A:476:TYR:CD2	2.56	0.41
1:B:472:GLY:HA3	1:B:476:TYR:CD2	2.56	0.41
1:D:524:LEU:HA	1:D:525:PRO:HD3	1.94	0.41
1:F:501:ARG:HG3	1:F:502:SER:N	2.34	0.41
1:G:150:ILE:CD1	1:G:411:VAL:HG21	2.50	0.41
1:G:443:ALA:O	1:G:447:MET:HG3	2.19	0.41
1:H:40:LEU:HD23	1:I:521:VAL:HB	2.02	0.41
1:H:521:VAL:HB	1:N:40:LEU:HD23	2.02	0.41
1:I:40:LEU:HD23	1:J:521:VAL:HB	2.02	0.41
1:I:430:ARG:HD3	1:I:430:ARG:HA	1.84	0.41
1:J:40:LEU:HD23	1:K:521:VAL:HB	2.02	0.41
1:J:436:GLN:O	1:J:440:ILE:HG13	2.19	0.41
1:K:40:LEU:HD23	1:L:521:VAL:HB	2.02	0.41
1:K:128:VAL:O	1:K:132:LYS:HG2	2.20	0.41
1:K:436:GLN:O	1:K:440:ILE:HG13	2.19	0.41
1:L:91:THR:O	1:L:94:VAL:HG22	2.19	0.41

Continued on next page...

Continued from previous page...

Atom-1	Atom-2	Interatomic distance (Å)	Clash overlap (Å)
1:L:168:LYS:CD	1:L:189:VAL:HG23	2.46	0.41
1:M:128:VAL:O	1:M:132:LYS:HG2	2.20	0.41
1:M:418:ALA:O	1:M:422:VAL:HG23	2.19	0.41
1:A:197:ARG:HD2	1:A:277:LYS:HG3	2.02	0.41
1:B:150:ILE:CD1	1:B:411:VAL:HG21	2.51	0.41
1:B:245:LYS:CE	1:C:232:GLU:HG3	2.46	0.41
1:D:245:LYS:CE	1:E:232:GLU:HG3	2.46	0.41
1:F:418:ALA:O	1:F:422:VAL:HG23	2.19	0.41
1:G:197:ARG:HD2	1:G:277:LYS:HG3	2.02	0.41
1:I:27:VAL:HG12	1:I:90:THR:HG23	2.01	0.41
1:I:219:PHE:O	1:I:247:LEU:HD12	2.20	0.41
1:I:501:ARG:HG3	1:I:502:SER:N	2.34	0.41
1:J:418:ALA:O	1:J:422:VAL:HG23	2.19	0.41
1:L:197:ARG:HD2	1:L:277:LYS:HG3	2.02	0.41
1:B:26:ALA:CB	1:C:8:PHE:CE2	2.77	0.41
1:C:472:GLY:HA3	1:C:476:TYR:CD2	2.56	0.41
1:F:472:GLY:HA3	1:F:476:TYR:CD2	2.56	0.41
1:G:158:VAL:HG21	1:G:395:ARG:HD2	2.01	0.41
1:G:472:GLY:HA3	1:G:476:TYR:CD2	2.55	0.41
1:H:281:PHE:CD1	1:N:387:VAL:HA	2.50	0.41
1:I:65:LYS:O	1:I:69:MET:HG3	2.21	0.41
1:I:190:VAL:O	1:I:191:GLU:O	2.38	0.41
1:J:27:VAL:HG12	1:J:90:THR:HG23	2.01	0.41
1:J:77:VAL:HG12	1:J:92:ALA:HB1	2.02	0.41
1:K:472:GLY:HA3	1:K:476:TYR:CD2	2.56	0.41
1:L:418:ALA:O	1:L:422:VAL:HG23	2.19	0.41
1:M:272:LYS:HB3	1:M:273:VAL:H	1.51	0.41
1:B:150:ILE:CD1	1:B:494:LEU:CD1	2.94	0.41
1:B:222:LEU:HD23	1:B:250:ILE:HB	2.03	0.41
1:C:77:VAL:HG12	1:C:92:ALA:HB1	2.02	0.41
1:C:418:ALA:O	1:C:422:VAL:HG23	2.19	0.41
1:D:77:VAL:HG12	1:D:92:ALA:HB1	2.02	0.41
1:E:65:LYS:O	1:E:69:MET:HG3	2.21	0.41
1:F:197:ARG:HD2	1:F:277:LYS:HG3	2.02	0.41
1:G:128:VAL:O	1:G:132:LYS:HG2	2.20	0.41
1:G:430:ARG:HD3	1:G:430:ARG:HA	1.84	0.41
1:H:190:VAL:O	1:H:191:GLU:O	2.38	0.41
1:H:219:PHE:O	1:H:247:LEU:HD12	2.21	0.41
1:H:283:ASP:HB2	1:N:182:GLY:N	2.25	0.41
1:J:128:VAL:O	1:J:132:LYS:HG2	2.20	0.41
1:K:46:ALA:HA	1:K:47:PRO:HD3	1.89	0.41

Continued on next page...

Continued from previous page...

Atom-1	Atom-2	Interatomic distance (Å)	Clash overlap (Å)
1:K:501:ARG:HG3	1:K:502:SER:N	2.34	0.41
1:L:40:LEU:HD23	1:M:521:VAL:HB	2.02	0.41
1:L:65:LYS:O	1:L:69:MET:HG3	2.21	0.41
1:M:40:LEU:HD23	1:N:521:VAL:HB	2.02	0.41
1:M:405:ALA:O	1:M:498:LYS:HE3	2.16	0.41
1:M:461:GLU:HA	1:M:462:PRO:HD2	1.90	0.41
1:N:65:LYS:O	1:N:69:MET:HG3	2.21	0.41
1:N:128:VAL:O	1:N:132:LYS:HG2	2.20	0.41
1:N:461:GLU:HA	1:N:462:PRO:HD2	1.90	0.41
1:B:128:VAL:O	1:B:132:LYS:HG2	2.20	0.41
1:B:150:ILE:CG1	1:B:494:LEU:CD1	2.97	0.41
1:C:219:PHE:O	1:C:247:LEU:HD12	2.20	0.41
1:D:128:VAL:O	1:D:132:LYS:HG2	2.20	0.41
1:F:27:VAL:HG12	1:F:90:THR:HG23	2.01	0.41
1:K:222:LEU:HD23	1:K:250:ILE:HB	2.03	0.41
1:K:418:ALA:O	1:K:422:VAL:HG23	2.19	0.41
1:L:472:GLY:HA3	1:L:476:TYR:CD2	2.56	0.41
1:A:77:VAL:HG12	1:A:92:ALA:HB1	2.02	0.41
1:A:232:GLU:HG3	1:G:245:LYS:CE	2.46	0.41
1:A:513:LEU:HD13	1:G:49:ILE:HG12	1.99	0.41
1:B:219:PHE:O	1:B:247:LEU:HD12	2.21	0.41
1:C:65:LYS:O	1:C:69:MET:HG3	2.21	0.41
1:C:461:GLU:HA	1:C:462:PRO:HD2	1.90	0.41
1:E:443:ALA:O	1:E:447:MET:HG3	2.19	0.41
1:E:472:GLY:HA3	1:E:476:TYR:CD2	2.56	0.41
1:G:219:PHE:O	1:G:247:LEU:HD12	2.20	0.41
1:J:219:PHE:O	1:J:247:LEU:HD12	2.21	0.41
1:K:321:LYS:CB	1:K:334:ASP:HB3	2.51	0.41
1:L:321:LYS:CB	1:L:334:ASP:HB3	2.51	0.41
1:N:85:ALA:C	1:N:405:ALA:CB	2.50	0.41
1:A:430:ARG:HA	1:A:430:ARG:HD3	1.84	0.41
1:B:501:ARG:HG3	1:B:502:SER:N	2.34	0.41
1:C:321:LYS:CB	1:C:334:ASP:HB3	2.51	0.41
1:D:150:ILE:CD1	1:D:411:VAL:HG21	2.51	0.41
1:D:219:PHE:O	1:D:247:LEU:HD12	2.20	0.41
1:D:472:GLY:HA3	1:D:476:TYR:CD2	2.55	0.41
1:E:46:ALA:HA	1:E:47:PRO:HD3	1.89	0.41
1:G:23:LEU:O	1:G:27:VAL:HG23	2.21	0.41
1:H:128:VAL:O	1:H:132:LYS:HG2	2.20	0.41
1:J:321:LYS:CB	1:J:334:ASP:HB3	2.51	0.41
1:J:501:ARG:HG3	1:J:502:SER:N	2.34	0.41

Continued on next page...

Continued from previous page...

Atom-1	Atom-2	Interatomic distance (Å)	Clash overlap (Å)
1:L:77:VAL:HG12	1:L:92:ALA:HB1	2.02	0.41
1:M:524:LEU:HA	1:M:525:PRO:HD3	1.94	0.41
1:N:222:LEU:HD23	1:N:250:ILE:HB	2.03	0.41
1:A:23:LEU:O	1:A:27:VAL:HG23	2.21	0.41
1:A:65:LYS:O	1:A:69:MET:HG3	2.21	0.41
1:A:219:PHE:O	1:A:247:LEU:HD12	2.20	0.41
1:A:222:LEU:HD23	1:A:250:ILE:HB	2.03	0.41
1:B:77:VAL:HG12	1:B:92:ALA:HB1	2.01	0.41
1:B:180:GLY:N	1:B:389:MET:HE1	2.36	0.41
1:C:150:ILE:CD1	1:C:494:LEU:CD1	2.94	0.41
1:D:150:ILE:CG1	1:D:494:LEU:CD1	2.97	0.41
1:D:321:LYS:CB	1:D:334:ASP:HB3	2.51	0.41
1:E:26:ALA:CB	1:F:8:PHE:CE2	2.77	0.41
1:E:197:ARG:HD2	1:E:277:LYS:HG3	2.02	0.41
1:E:222:LEU:HD23	1:E:250:ILE:HB	2.03	0.41
1:E:321:LYS:CB	1:E:334:ASP:HB3	2.51	0.41
1:F:179:ASP:HB3	1:F:389:MET:HE1	2.03	0.41
1:F:321:LYS:CB	1:F:334:ASP:HB3	2.51	0.41
1:F:400:LEU:O	1:F:404:ARG:HG3	2.21	0.41
1:G:321:LYS:CB	1:G:334:ASP:HB3	2.51	0.41
1:I:245:LYS:CE	1:J:232:GLU:CG	2.91	0.41
1:I:321:LYS:CB	1:I:334:ASP:HB3	2.51	0.41
1:I:387:VAL:HA	1:J:281:PHE:CD1	2.50	0.41
1:I:472:GLY:HA3	1:I:476:TYR:CD2	2.56	0.41
1:J:222:LEU:HD23	1:J:250:ILE:HB	2.03	0.41
1:J:472:GLY:HA3	1:J:476:TYR:CD2	2.56	0.41
1:K:65:LYS:O	1:K:69:MET:HG3	2.21	0.41
1:K:168:LYS:CD	1:K:189:VAL:HG23	2.46	0.41
1:L:222:LEU:HD23	1:L:250:ILE:HB	2.03	0.41
1:L:273:VAL:HG12	1:L:274:ALA:N	2.36	0.41
1:L:443:ALA:O	1:L:447:MET:HG3	2.19	0.41
1:N:77:VAL:HG12	1:N:92:ALA:HB1	2.02	0.41
1:N:524:LEU:HA	1:N:525:PRO:HD3	1.94	0.41
1:A:150:ILE:CD1	1:A:411:VAL:HG21	2.51	0.41
1:B:197:ARG:HD2	1:B:277:LYS:HG3	2.02	0.41
1:B:321:LYS:CB	1:B:334:ASP:HB3	2.51	0.41
1:B:400:LEU:O	1:B:404:ARG:HG3	2.21	0.41
1:D:23:LEU:O	1:D:27:VAL:HG23	2.21	0.41
1:D:149:THR:CG2	1:D:159:GLY:HA3	2.52	0.41
1:E:77:VAL:HG12	1:E:92:ALA:HB1	2.02	0.41
1:E:128:VAL:O	1:E:132:LYS:HG2	2.20	0.41

Continued on next page...

Continued from previous page...

Atom-1	Atom-2	Interatomic distance (Å)	Clash overlap (Å)
1:E:219:PHE:O	1:E:247:LEU:HD12	2.20	0.41
1:F:128:VAL:O	1:F:132:LYS:HG2	2.20	0.41
1:G:65:LYS:O	1:G:69:MET:HG3	2.21	0.41
1:G:132:LYS:HD3	1:G:132:LYS:HA	1.92	0.41
1:I:128:VAL:O	1:I:132:LYS:HG2	2.20	0.41
1:L:245:LYS:HE2	1:M:232:GLU:CD	2.42	0.41
1:M:23:LEU:O	1:M:27:VAL:HG23	2.21	0.41
1:M:77:VAL:HG12	1:M:92:ALA:HB1	2.02	0.41
1:M:273:VAL:HG12	1:M:274:ALA:N	2.36	0.41
1:A:82:ASN:O	1:A:86:GLY:HA2	2.22	0.40
1:B:273:VAL:HG12	1:B:274:ALA:N	2.36	0.40
1:C:128:VAL:O	1:C:132:LYS:HG2	2.20	0.40
1:C:150:ILE:CD1	1:C:411:VAL:CB	2.87	0.40
1:D:82:ASN:O	1:D:86:GLY:HA2	2.22	0.40
1:E:150:ILE:CD1	1:E:411:VAL:HG21	2.51	0.40
1:E:400:LEU:O	1:E:404:ARG:HG3	2.21	0.40
1:E:430:ARG:HA	1:E:430:ARG:HD3	1.84	0.40
1:F:219:PHE:O	1:F:247:LEU:HD12	2.20	0.40
1:G:400:LEU:O	1:G:404:ARG:HG3	2.21	0.40
1:H:65:LYS:O	1:H:69:MET:HG3	2.21	0.40
1:K:23:LEU:O	1:K:27:VAL:HG23	2.21	0.40
1:K:77:VAL:HG12	1:K:92:ALA:HB1	2.01	0.40
1:K:273:VAL:HG12	1:K:274:ALA:N	2.36	0.40
1:L:128:VAL:O	1:L:132:LYS:HG2	2.20	0.40
1:M:321:LYS:CB	1:M:334:ASP:HB3	2.51	0.40
1:M:472:GLY:HA3	1:M:476:TYR:CD2	2.56	0.40
1:N:46:ALA:HA	1:N:47:PRO:HD3	1.89	0.40
1:B:65:LYS:O	1:B:69:MET:HG3	2.21	0.40
1:C:273:VAL:HG12	1:C:274:ALA:N	2.36	0.40
1:D:222:LEU:HD23	1:D:250:ILE:HB	2.03	0.40
1:E:49:ILE:HG12	1:F:513:LEU:HD13	1.99	0.40
1:E:82:ASN:O	1:E:86:GLY:HA2	2.21	0.40
1:F:150:ILE:CD1	1:F:494:LEU:CD1	2.94	0.40
1:G:222:LEU:HD23	1:G:250:ILE:HB	2.03	0.40
1:I:23:LEU:O	1:I:27:VAL:HG23	2.21	0.40
1:L:461:GLU:HA	1:L:462:PRO:HD2	1.90	0.40
1:M:82:ASN:O	1:M:86:GLY:HA2	2.22	0.40
1:N:219:PHE:O	1:N:247:LEU:HD12	2.20	0.40
1:B:82:ASN:O	1:B:86:GLY:HA2	2.22	0.40
1:C:149:THR:CG2	1:C:159:GLY:HA3	2.52	0.40
1:C:160:LYS:HB3	1:C:160:LYS:HZ2	1.85	0.40

Continued on next page...

Continued from previous page...

Atom-1	Atom-2	Interatomic distance (Å)	Clash overlap (Å)
1:D:304:GLU:H	1:D:304:GLU:HG2	1.72	0.40
1:E:217:SER:N	1:E:218:PRO:HD3	2.37	0.40
1:F:23:LEU:O	1:F:27:VAL:HG23	2.21	0.40
1:F:180:GLY:N	1:F:389:MET:HE1	2.37	0.40
1:H:23:LEU:O	1:H:27:VAL:HG23	2.21	0.40
1:I:222:LEU:HD23	1:I:250:ILE:HB	2.03	0.40
1:J:183:LEU:HD23	1:J:183:LEU:HA	1.90	0.40
1:L:23:LEU:O	1:L:27:VAL:HG23	2.21	0.40
1:L:219:PHE:O	1:L:247:LEU:HD12	2.20	0.40
1:M:86:GLY:CA	1:M:405:ALA:HB1	2.52	0.40
1:M:132:LYS:HA	1:M:132:LYS:HD3	1.92	0.40
1:N:82:ASN:O	1:N:86:GLY:HA2	2.22	0.40
1:N:472:GLY:HA3	1:N:476:TYR:CD2	2.56	0.40
1:A:273:VAL:HG12	1:A:274:ALA:N	2.36	0.40
1:A:321:LYS:CB	1:A:334:ASP:HB3	2.51	0.40
1:A:400:LEU:O	1:A:404:ARG:HG3	2.21	0.40
1:C:23:LEU:O	1:C:27:VAL:HG23	2.21	0.40
1:C:82:ASN:O	1:C:86:GLY:HA2	2.22	0.40
1:C:197:ARG:HD2	1:C:277:LYS:HG3	2.02	0.40
1:C:386:GLU:CG	1:D:281:PHE:HE2	2.07	0.40
1:D:65:LYS:O	1:D:69:MET:HG3	2.21	0.40
1:D:197:ARG:HD2	1:D:277:LYS:HG3	2.02	0.40
1:D:400:LEU:O	1:D:404:ARG:HG3	2.21	0.40
1:E:245:LYS:CE	1:F:232:GLU:HG3	2.45	0.40
1:F:49:ILE:HG12	1:G:513:LEU:HD13	1.99	0.40
1:G:82:ASN:O	1:G:86:GLY:HA2	2.21	0.40
1:H:284:ARG:CD	1:N:386:GLU:HB2	2.40	0.40
1:H:321:LYS:CB	1:H:334:ASP:HB3	2.51	0.40
1:H:472:GLY:HA3	1:H:476:TYR:CD2	2.56	0.40
1:I:524:LEU:HA	1:I:525:PRO:HD3	1.94	0.40
1:J:516:THR:HG22	1:J:516:THR:O	2.22	0.40
1:M:65:LYS:O	1:M:69:MET:HG3	2.21	0.40
1:N:86:GLY:CA	1:N:405:ALA:HB1	2.52	0.40
1:A:149:THR:CG2	1:A:159:GLY:HA3	2.52	0.40
1:B:23:LEU:O	1:B:27:VAL:HG23	2.21	0.40
1:C:150:ILE:CD1	1:C:411:VAL:HG21	2.51	0.40
1:F:245:LYS:CE	1:G:232:GLU:HG3	2.45	0.40
1:F:270:ILE:HG23	1:G:229:ASN:C	2.30	0.40
1:F:385:THR:C	1:F:387:VAL:H	2.25	0.40
1:G:14:VAL:O	1:G:18:ARG:HG3	2.22	0.40
1:H:217:SER:N	1:H:218:PRO:HD3	2.37	0.40

Continued on next page...

Continued from previous page...

Atom-1	Atom-2	Interatomic distance (Å)	Clash overlap (Å)
1:H:461:GLU:HA	1:H:462:PRO:HD2	1.90	0.40
1:J:273:VAL:HG12	1:J:274:ALA:N	2.36	0.40
1:L:82:ASN:O	1:L:86:GLY:HA2	2.22	0.40
1:L:430:ARG:HA	1:L:430:ARG:HD3	1.85	0.40

There are no symmetry-related clashes.

5.3 Torsion angles [i](#)

5.3.1 Protein backbone [i](#)

In the following table, the Percentiles column shows the percent Ramachandran outliers of the chain as a percentile score with respect to all PDB entries followed by that with respect to all EM entries.

The Analysed column shows the number of residues for which the backbone conformation was analysed, and the total number of residues.

Mol	Chain	Analysed	Favoured	Allowed	Outliers	Percentiles	
1	A	507/547 (93%)	473 (93%)	26 (5%)	8 (2%)	9	44
1	B	507/547 (93%)	473 (93%)	26 (5%)	8 (2%)	9	44
1	C	507/547 (93%)	473 (93%)	26 (5%)	8 (2%)	9	44
1	D	507/547 (93%)	473 (93%)	26 (5%)	8 (2%)	9	44
1	E	507/547 (93%)	473 (93%)	26 (5%)	8 (2%)	9	44
1	F	507/547 (93%)	473 (93%)	26 (5%)	8 (2%)	9	44
1	G	507/547 (93%)	473 (93%)	26 (5%)	8 (2%)	9	44
1	H	507/547 (93%)	469 (92%)	29 (6%)	9 (2%)	8	40
1	I	507/547 (93%)	469 (92%)	29 (6%)	9 (2%)	8	40
1	J	507/547 (93%)	469 (92%)	29 (6%)	9 (2%)	8	40
1	K	507/547 (93%)	469 (92%)	29 (6%)	9 (2%)	8	40
1	L	507/547 (93%)	469 (92%)	29 (6%)	9 (2%)	8	40
1	M	507/547 (93%)	469 (92%)	29 (6%)	9 (2%)	8	40
1	N	507/547 (93%)	469 (92%)	29 (6%)	9 (2%)	8	40
All	All	7098/7658 (93%)	6594 (93%)	385 (5%)	119 (2%)	13	42

All (119) Ramachandran outliers are listed below:

Mol	Chain	Res	Type
1	A	185	ASP
1	A	270	ILE
1	A	340	ALA
1	B	185	ASP
1	B	270	ILE
1	B	340	ALA
1	C	185	ASP
1	C	270	ILE
1	C	340	ALA
1	D	185	ASP
1	D	270	ILE
1	D	340	ALA
1	E	185	ASP
1	E	270	ILE
1	E	340	ALA
1	F	185	ASP
1	F	270	ILE
1	F	340	ALA
1	G	185	ASP
1	G	270	ILE
1	G	340	ALA
1	H	270	ILE
1	H	340	ALA
1	H	386	GLU
1	I	270	ILE
1	I	340	ALA
1	I	386	GLU
1	J	270	ILE
1	J	340	ALA
1	J	386	GLU
1	K	270	ILE
1	K	340	ALA
1	K	386	GLU
1	L	270	ILE
1	L	340	ALA
1	L	386	GLU
1	M	270	ILE
1	M	340	ALA
1	M	386	GLU
1	N	270	ILE
1	N	340	ALA
1	N	386	GLU
1	A	334	ASP

Continued on next page...

Continued from previous page...

Mol	Chain	Res	Type
1	B	334	ASP
1	C	334	ASP
1	D	334	ASP
1	E	334	ASP
1	F	334	ASP
1	G	334	ASP
1	H	334	ASP
1	H	385	THR
1	I	334	ASP
1	I	385	THR
1	J	334	ASP
1	J	385	THR
1	K	334	ASP
1	K	385	THR
1	L	334	ASP
1	L	385	THR
1	M	334	ASP
1	M	385	THR
1	N	334	ASP
1	N	385	THR
1	A	243	ALA
1	A	337	GLY
1	B	243	ALA
1	B	337	GLY
1	C	243	ALA
1	C	337	GLY
1	D	243	ALA
1	D	337	GLY
1	E	243	ALA
1	E	337	GLY
1	F	243	ALA
1	F	337	GLY
1	G	243	ALA
1	G	337	GLY
1	H	243	ALA
1	H	337	GLY
1	I	243	ALA
1	I	337	GLY
1	J	243	ALA
1	J	337	GLY
1	K	243	ALA
1	K	337	GLY

Continued on next page...

Continued from previous page...

Mol	Chain	Res	Type
1	L	243	ALA
1	L	337	GLY
1	M	243	ALA
1	M	337	GLY
1	N	243	ALA
1	N	337	GLY
1	A	202	PRO
1	B	202	PRO
1	C	202	PRO
1	D	202	PRO
1	E	202	PRO
1	F	202	PRO
1	G	202	PRO
1	H	202	PRO
1	I	202	PRO
1	J	202	PRO
1	K	202	PRO
1	L	202	PRO
1	M	202	PRO
1	N	202	PRO
1	A	230	ILE
1	B	230	ILE
1	C	230	ILE
1	F	230	ILE
1	G	230	ILE
1	D	230	ILE
1	E	230	ILE
1	H	230	ILE
1	I	230	ILE
1	J	230	ILE
1	K	230	ILE
1	L	230	ILE
1	M	230	ILE
1	N	230	ILE

5.3.2 Protein sidechains [i](#)

In the following table, the Percentiles column shows the percent sidechain outliers of the chain as a percentile score with respect to all PDB entries followed by that with respect to all EM entries.

The Analysed column shows the number of residues for which the sidechain conformation was analysed, and the total number of residues.

Mol	Chain	Analysed	Rotameric	Outliers	Percentiles	
1	A	401/414 (97%)	384 (96%)	17 (4%)	30	54
1	B	401/414 (97%)	384 (96%)	17 (4%)	30	54
1	C	401/414 (97%)	384 (96%)	17 (4%)	30	54
1	D	401/414 (97%)	384 (96%)	17 (4%)	30	54
1	E	401/414 (97%)	384 (96%)	17 (4%)	30	54
1	F	401/414 (97%)	384 (96%)	17 (4%)	30	54
1	G	401/414 (97%)	384 (96%)	17 (4%)	30	54
1	H	401/414 (97%)	385 (96%)	16 (4%)	31	55
1	I	401/414 (97%)	385 (96%)	16 (4%)	31	55
1	J	401/414 (97%)	385 (96%)	16 (4%)	31	55
1	K	401/414 (97%)	385 (96%)	16 (4%)	31	55
1	L	401/414 (97%)	385 (96%)	16 (4%)	31	55
1	M	401/414 (97%)	385 (96%)	16 (4%)	31	55
1	N	401/414 (97%)	385 (96%)	16 (4%)	31	55
All	All	5614/5796 (97%)	5383 (96%)	231 (4%)	34	55

All (231) residues with a non-rotameric sidechain are listed below:

Mol	Chain	Res	Type
1	A	111	MET
1	A	138	CYS
1	A	178	GLU
1	A	189	VAL
1	A	231	ARG
1	A	264	VAL
1	A	265	ASN
1	A	270	ILE
1	A	271	VAL
1	A	283	ASP
1	A	290	GLN
1	A	307	MET
1	A	313	THR
1	A	329	THR
1	A	360	TYR
1	A	389	MET
1	A	483	GLU
1	B	111	MET
1	B	138	CYS

Continued on next page...

Continued from previous page...

Mol	Chain	Res	Type
1	B	178	GLU
1	B	189	VAL
1	B	231	ARG
1	B	264	VAL
1	B	265	ASN
1	B	270	ILE
1	B	271	VAL
1	B	283	ASP
1	B	290	GLN
1	B	307	MET
1	B	313	THR
1	B	329	THR
1	B	360	TYR
1	B	389	MET
1	B	483	GLU
1	C	111	MET
1	C	138	CYS
1	C	178	GLU
1	C	189	VAL
1	C	231	ARG
1	C	264	VAL
1	C	265	ASN
1	C	270	ILE
1	C	271	VAL
1	C	283	ASP
1	C	290	GLN
1	C	307	MET
1	C	313	THR
1	C	329	THR
1	C	360	TYR
1	C	389	MET
1	C	483	GLU
1	D	111	MET
1	D	138	CYS
1	D	178	GLU
1	D	189	VAL
1	D	231	ARG
1	D	264	VAL
1	D	265	ASN
1	D	270	ILE
1	D	271	VAL
1	D	283	ASP

Continued on next page...

Continued from previous page...

Mol	Chain	Res	Type
1	D	290	GLN
1	D	307	MET
1	D	313	THR
1	D	329	THR
1	D	360	TYR
1	D	389	MET
1	D	483	GLU
1	E	111	MET
1	E	138	CYS
1	E	178	GLU
1	E	189	VAL
1	E	231	ARG
1	E	264	VAL
1	E	265	ASN
1	E	270	ILE
1	E	271	VAL
1	E	283	ASP
1	E	290	GLN
1	E	307	MET
1	E	313	THR
1	E	329	THR
1	E	360	TYR
1	E	389	MET
1	E	483	GLU
1	F	111	MET
1	F	138	CYS
1	F	178	GLU
1	F	189	VAL
1	F	231	ARG
1	F	264	VAL
1	F	265	ASN
1	F	270	ILE
1	F	271	VAL
1	F	283	ASP
1	F	290	GLN
1	F	307	MET
1	F	313	THR
1	F	329	THR
1	F	360	TYR
1	F	389	MET
1	F	483	GLU
1	G	111	MET

Continued on next page...

Continued from previous page...

Mol	Chain	Res	Type
1	G	138	CYS
1	G	178	GLU
1	G	189	VAL
1	G	231	ARG
1	G	264	VAL
1	G	265	ASN
1	G	270	ILE
1	G	271	VAL
1	G	283	ASP
1	G	290	GLN
1	G	307	MET
1	G	313	THR
1	G	329	THR
1	G	360	TYR
1	G	389	MET
1	G	483	GLU
1	H	111	MET
1	H	156	GLU
1	H	186	GLU
1	H	231	ARG
1	H	264	VAL
1	H	265	ASN
1	H	270	ILE
1	H	271	VAL
1	H	283	ASP
1	H	290	GLN
1	H	307	MET
1	H	313	THR
1	H	329	THR
1	H	360	TYR
1	H	398	ASP
1	H	483	GLU
1	I	111	MET
1	I	156	GLU
1	I	186	GLU
1	I	231	ARG
1	I	264	VAL
1	I	265	ASN
1	I	270	ILE
1	I	271	VAL
1	I	283	ASP
1	I	290	GLN

Continued on next page...

Continued from previous page...

Mol	Chain	Res	Type
1	I	307	MET
1	I	313	THR
1	I	329	THR
1	I	360	TYR
1	I	398	ASP
1	I	483	GLU
1	J	111	MET
1	J	156	GLU
1	J	186	GLU
1	J	231	ARG
1	J	264	VAL
1	J	265	ASN
1	J	270	ILE
1	J	271	VAL
1	J	283	ASP
1	J	290	GLN
1	J	307	MET
1	J	313	THR
1	J	329	THR
1	J	360	TYR
1	J	398	ASP
1	J	483	GLU
1	K	111	MET
1	K	156	GLU
1	K	186	GLU
1	K	231	ARG
1	K	264	VAL
1	K	265	ASN
1	K	270	ILE
1	K	271	VAL
1	K	283	ASP
1	K	290	GLN
1	K	307	MET
1	K	313	THR
1	K	329	THR
1	K	360	TYR
1	K	398	ASP
1	K	483	GLU
1	L	111	MET
1	L	156	GLU
1	L	186	GLU
1	L	231	ARG

Continued on next page...

Continued from previous page...

Mol	Chain	Res	Type
1	L	264	VAL
1	L	265	ASN
1	L	270	ILE
1	L	271	VAL
1	L	283	ASP
1	L	290	GLN
1	L	307	MET
1	L	313	THR
1	L	329	THR
1	L	360	TYR
1	L	398	ASP
1	L	483	GLU
1	M	111	MET
1	M	156	GLU
1	M	186	GLU
1	M	231	ARG
1	M	264	VAL
1	M	265	ASN
1	M	270	ILE
1	M	271	VAL
1	M	283	ASP
1	M	290	GLN
1	M	307	MET
1	M	313	THR
1	M	329	THR
1	M	360	TYR
1	M	398	ASP
1	M	483	GLU
1	N	111	MET
1	N	156	GLU
1	N	186	GLU
1	N	231	ARG
1	N	264	VAL
1	N	265	ASN
1	N	270	ILE
1	N	271	VAL
1	N	283	ASP
1	N	290	GLN
1	N	307	MET
1	N	313	THR
1	N	329	THR
1	N	360	TYR

Continued on next page...

Continued from previous page...

Mol	Chain	Res	Type
1	N	398	ASP
1	N	483	GLU

Sometimes sidechains can be flipped to improve hydrogen bonding and reduce clashes. All (94) such sidechains are listed below:

Mol	Chain	Res	Type
1	A	265	ASN
1	A	290	GLN
1	A	366	GLN
1	A	401	HIS
1	A	437	ASN
1	A	453	GLN
1	B	265	ASN
1	B	290	GLN
1	B	366	GLN
1	B	437	ASN
1	B	475	ASN
1	C	265	ASN
1	C	290	GLN
1	C	366	GLN
1	C	437	ASN
1	C	453	GLN
1	D	265	ASN
1	D	290	GLN
1	D	366	GLN
1	D	437	ASN
1	D	453	GLN
1	E	265	ASN
1	E	290	GLN
1	E	366	GLN
1	E	437	ASN
1	E	453	GLN
1	E	475	ASN
1	F	265	ASN
1	F	290	GLN
1	F	366	GLN
1	F	437	ASN
1	F	453	GLN
1	F	475	ASN
1	G	265	ASN
1	G	290	GLN
1	G	366	GLN

Continued on next page...

Continued from previous page...

Mol	Chain	Res	Type
1	G	437	ASN
1	G	453	GLN
1	G	475	ASN
1	H	146	GLN
1	H	265	ASN
1	H	290	GLN
1	H	366	GLN
1	H	437	ASN
1	H	453	GLN
1	H	467	ASN
1	H	475	ASN
1	I	146	GLN
1	I	265	ASN
1	I	290	GLN
1	I	366	GLN
1	I	437	ASN
1	I	453	GLN
1	I	467	ASN
1	I	475	ASN
1	J	146	GLN
1	J	265	ASN
1	J	290	GLN
1	J	366	GLN
1	J	437	ASN
1	J	453	GLN
1	J	467	ASN
1	J	475	ASN
1	K	146	GLN
1	K	265	ASN
1	K	290	GLN
1	K	366	GLN
1	K	437	ASN
1	K	453	GLN
1	K	467	ASN
1	K	475	ASN
1	L	146	GLN
1	L	265	ASN
1	L	290	GLN
1	L	366	GLN
1	L	437	ASN
1	L	453	GLN
1	L	467	ASN

Continued on next page...

Continued from previous page...

Mol	Chain	Res	Type
1	M	146	GLN
1	M	265	ASN
1	M	290	GLN
1	M	366	GLN
1	M	437	ASN
1	M	453	GLN
1	M	467	ASN
1	M	475	ASN
1	N	146	GLN
1	N	265	ASN
1	N	290	GLN
1	N	366	GLN
1	N	437	ASN
1	N	453	GLN
1	N	467	ASN
1	N	475	ASN

5.3.3 RNA [i](#)

There are no RNA molecules in this entry.

5.4 Non-standard residues in protein, DNA, RNA chains [i](#)

There are no non-standard protein/DNA/RNA residues in this entry.

5.5 Carbohydrates [i](#)

There are no monosaccharides in this entry.

5.6 Ligand geometry [i](#)

There are no ligands in this entry.

5.7 Other polymers [i](#)

There are no such residues in this entry.

5.8 Polymer linkage issues

There are no chain breaks in this entry.


6 Map visualisation [i](#)

This section contains visualisations of the EMDB entry EMD-1042. These allow visual inspection of the internal detail of the map and identification of artifacts.

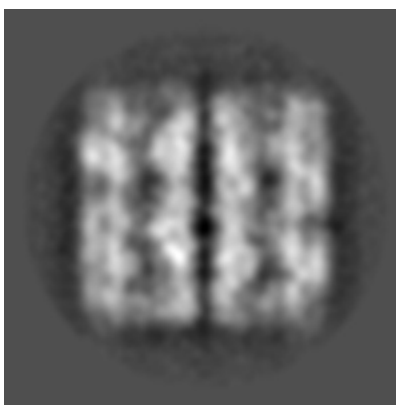
No raw map or half-maps were deposited for this entry and therefore no images, graphs, etc. pertaining to the raw map can be shown.

6.1 Orthogonal projections [i](#)

6.1.1 Primary map



X



Y

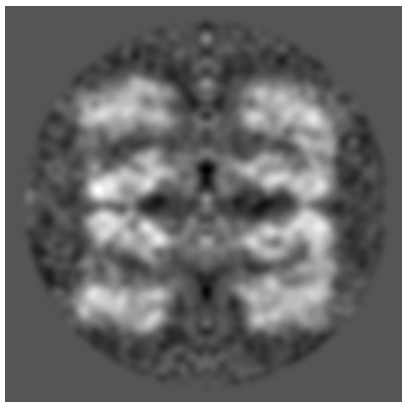


Z

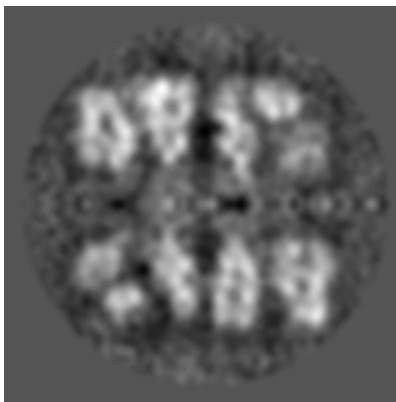
The images above show the map projected in three orthogonal directions.

6.2 Central slices [i](#)


6.2.1 Primary map



X Index: 64



Y Index: 64



Z Index: 64

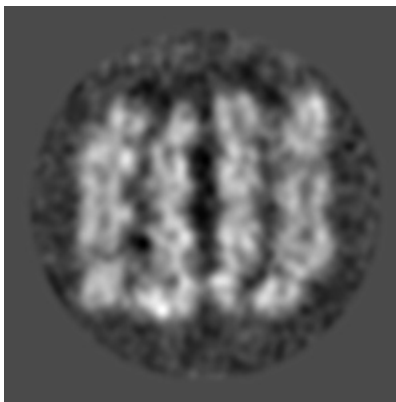
The images above show central slices of the map in three orthogonal directions.

6.3 Largest variance slices [i](#)

6.3.1 Primary map



X Index: 81



Y Index: 80




Z Index: 56


The images above show the largest variance slices of the map in three orthogonal directions.

6.4 Orthogonal surface views [i](#)


6.4.1 Primary map



X



Y



Z

The images above show the 3D surface view of the map at the recommended contour level 0.285. These images, in conjunction with the slice images, may facilitate assessment of whether an appropriate contour level has been provided.

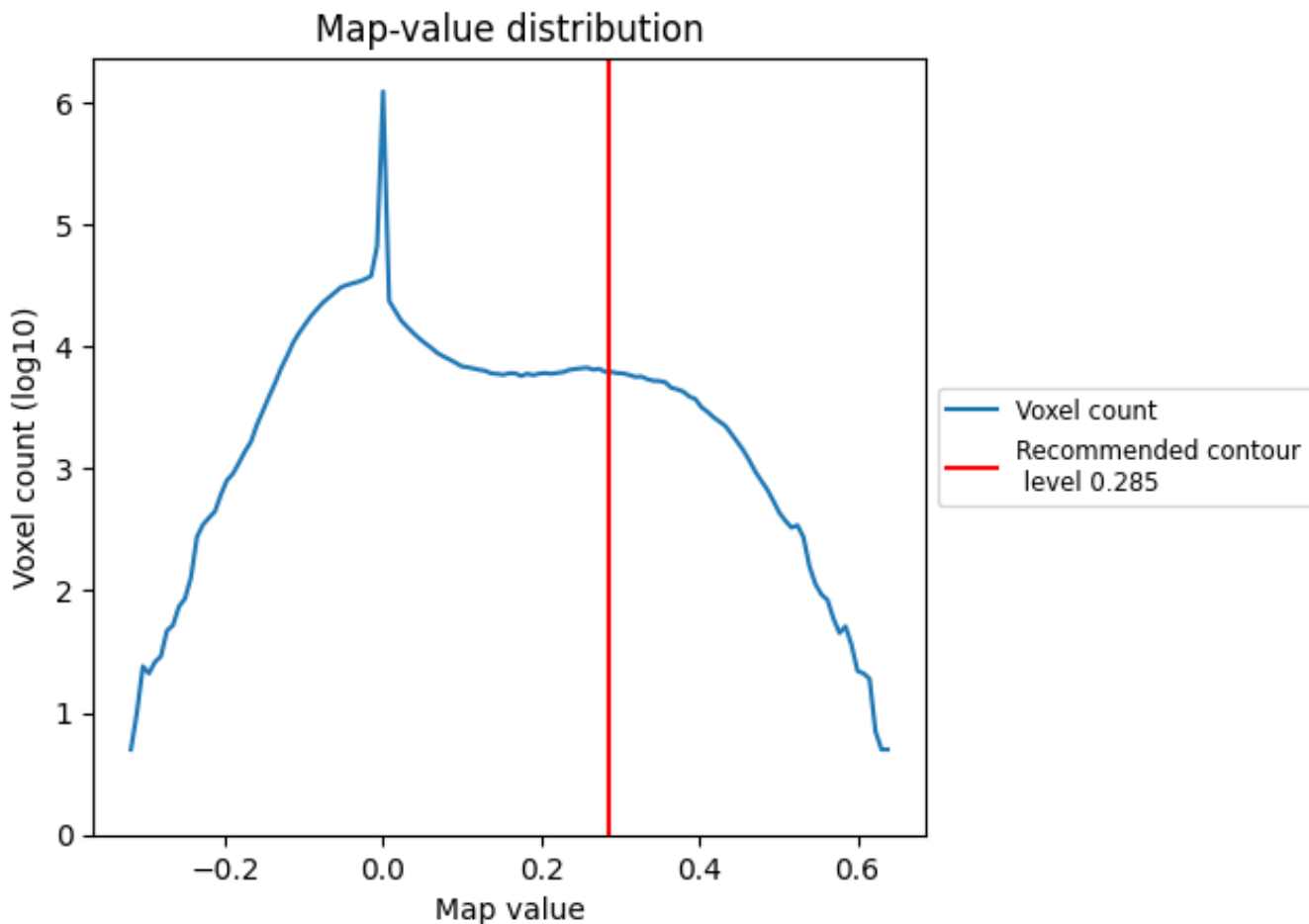
6.5 Mask visualisation

This section was not generated. No masks/segmentation were deposited.

7 Map analysis [i](#)

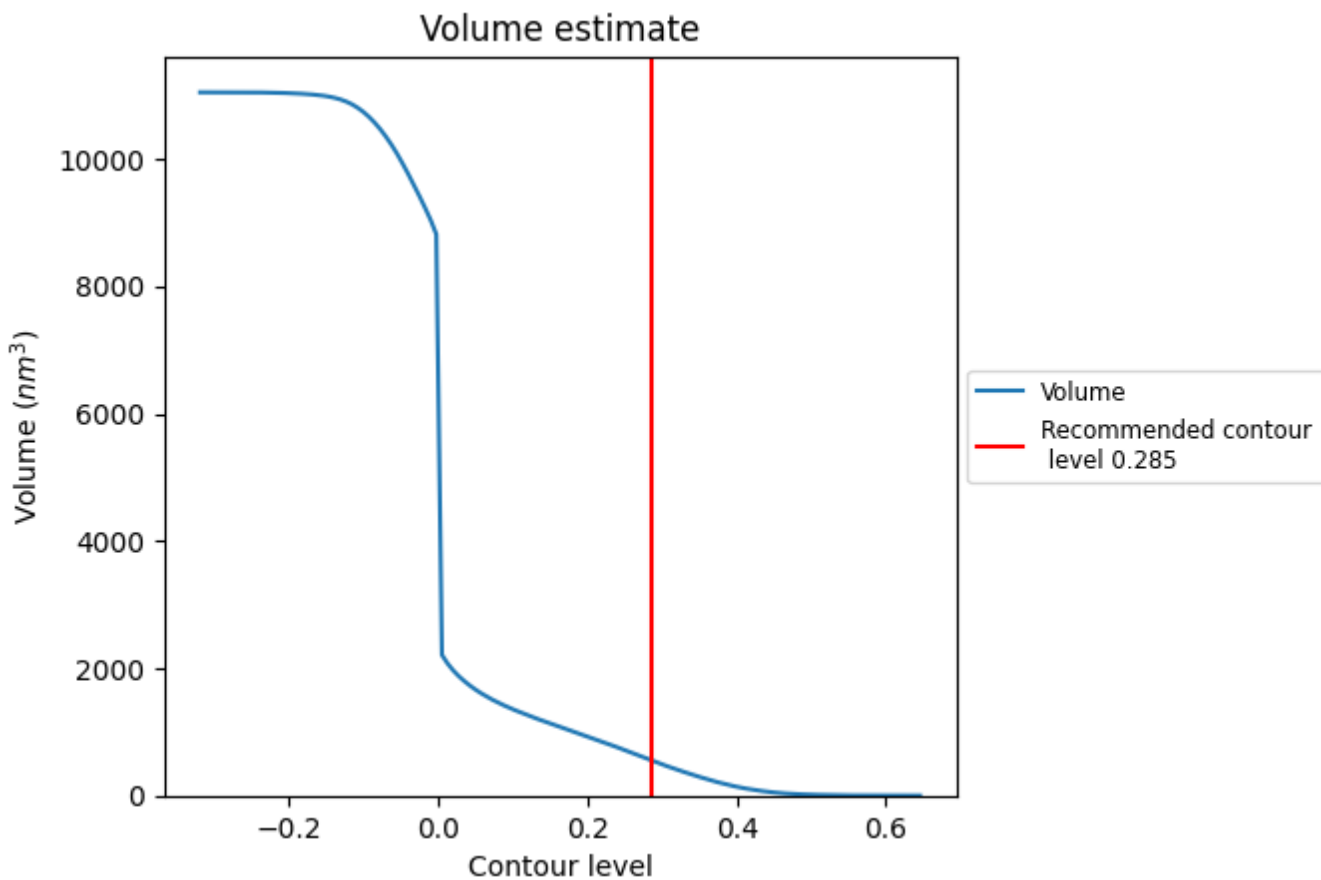
This section contains the results of statistical analysis of the map.

7.1 Map-value distribution [i](#)



The map-value distribution is plotted in 128 intervals along the x-axis. The y-axis is logarithmic. A spike in this graph at zero usually indicates that the volume has been masked.

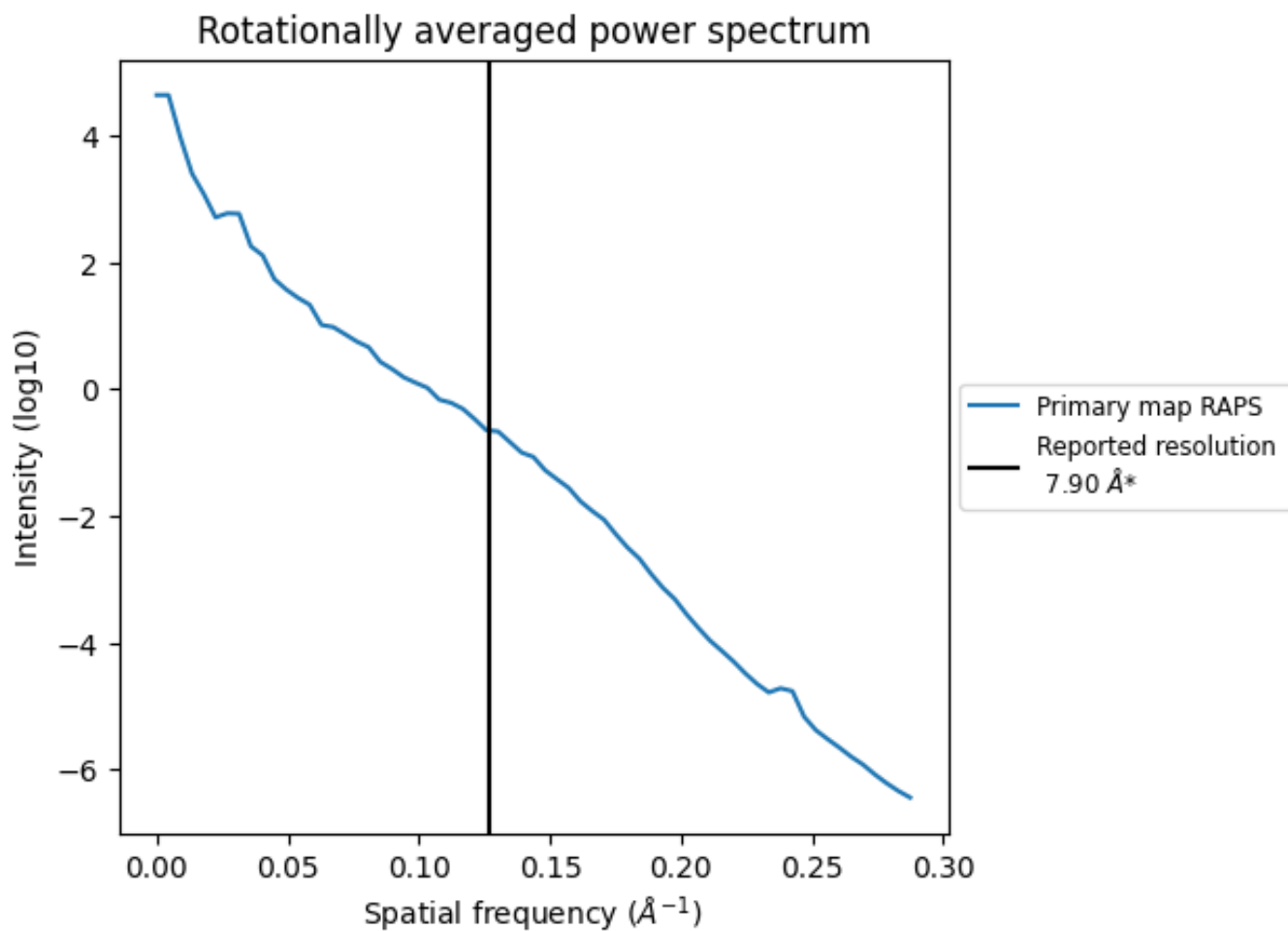
7.2 Volume estimate [i](#)



The volume at the recommended contour level is 554 nm^3 ; this corresponds to an approximate mass of 500 kDa.

The volume estimate graph shows how the enclosed volume varies with the contour level. The recommended contour level is shown as a vertical line and the intersection between the line and the curve gives the volume of the enclosed surface at the given level.

7.3 Rotationally averaged power spectrum i



*Reported resolution corresponds to spatial frequency of 0.127 Å⁻¹

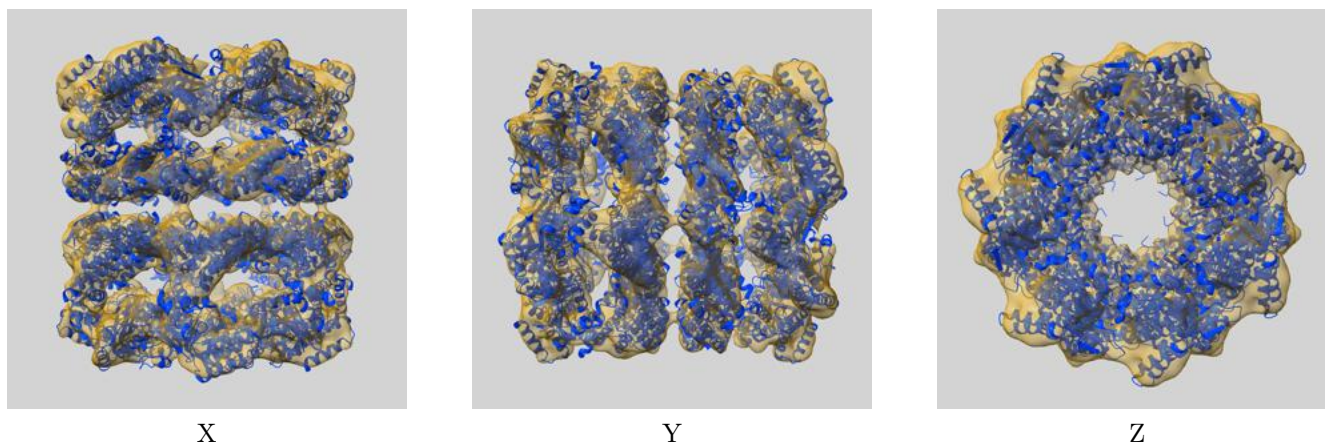
8 Fourier-Shell correlation

This section was not generated. No FSC curve or half-maps provided.

9 Map-model fit [i](#)

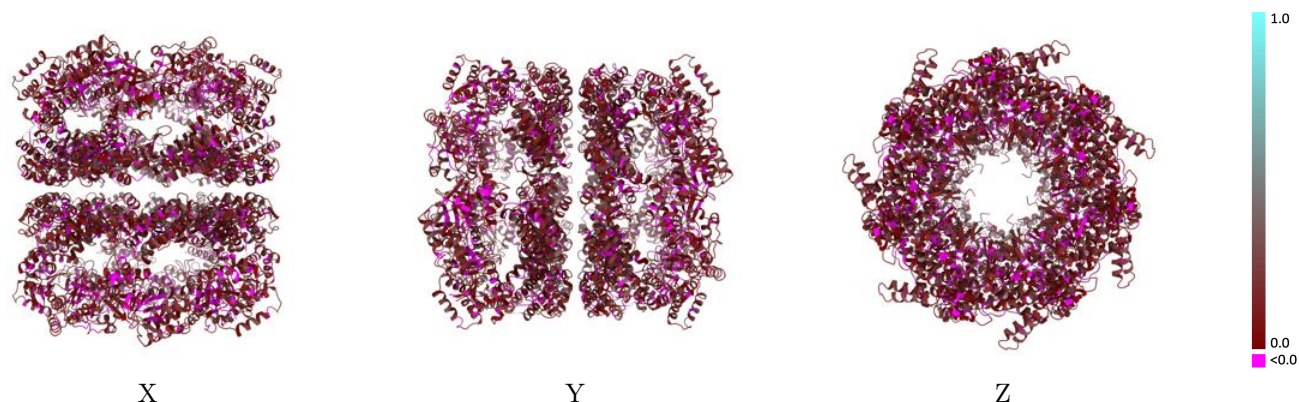
This section contains information regarding the fit between EMDB map EMD-1042 and PDB model 1GR5. Per-residue inclusion information can be found in section 3 on page 6.

9.1 Map-model overlay [i](#)



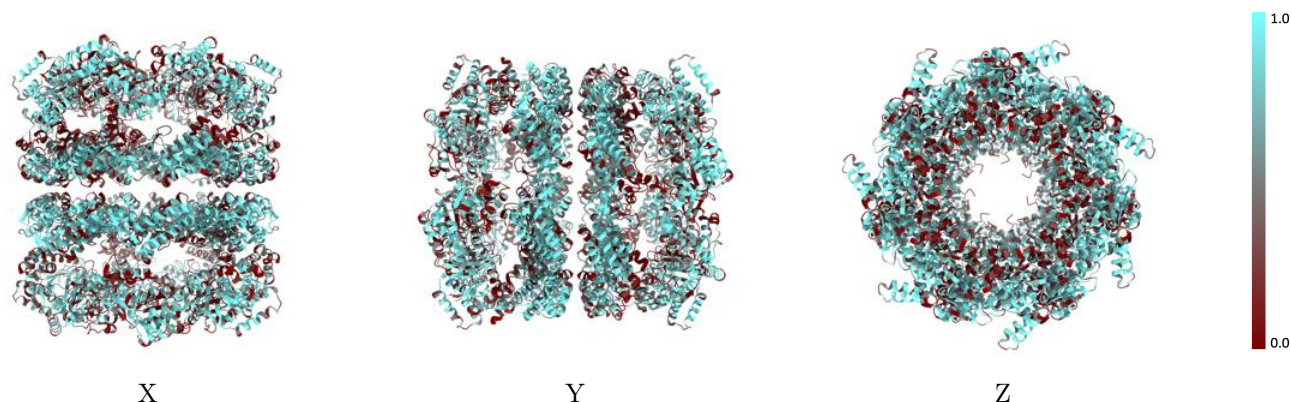
The images above show the 3D surface view of the map at the recommended contour level 0.285 at 50% transparency in yellow overlaid with a ribbon representation of the model coloured in blue. These images allow for the visual assessment of the quality of fit between the atomic model and the map.

9.2 Q-score mapped to coordinate model [i](#)



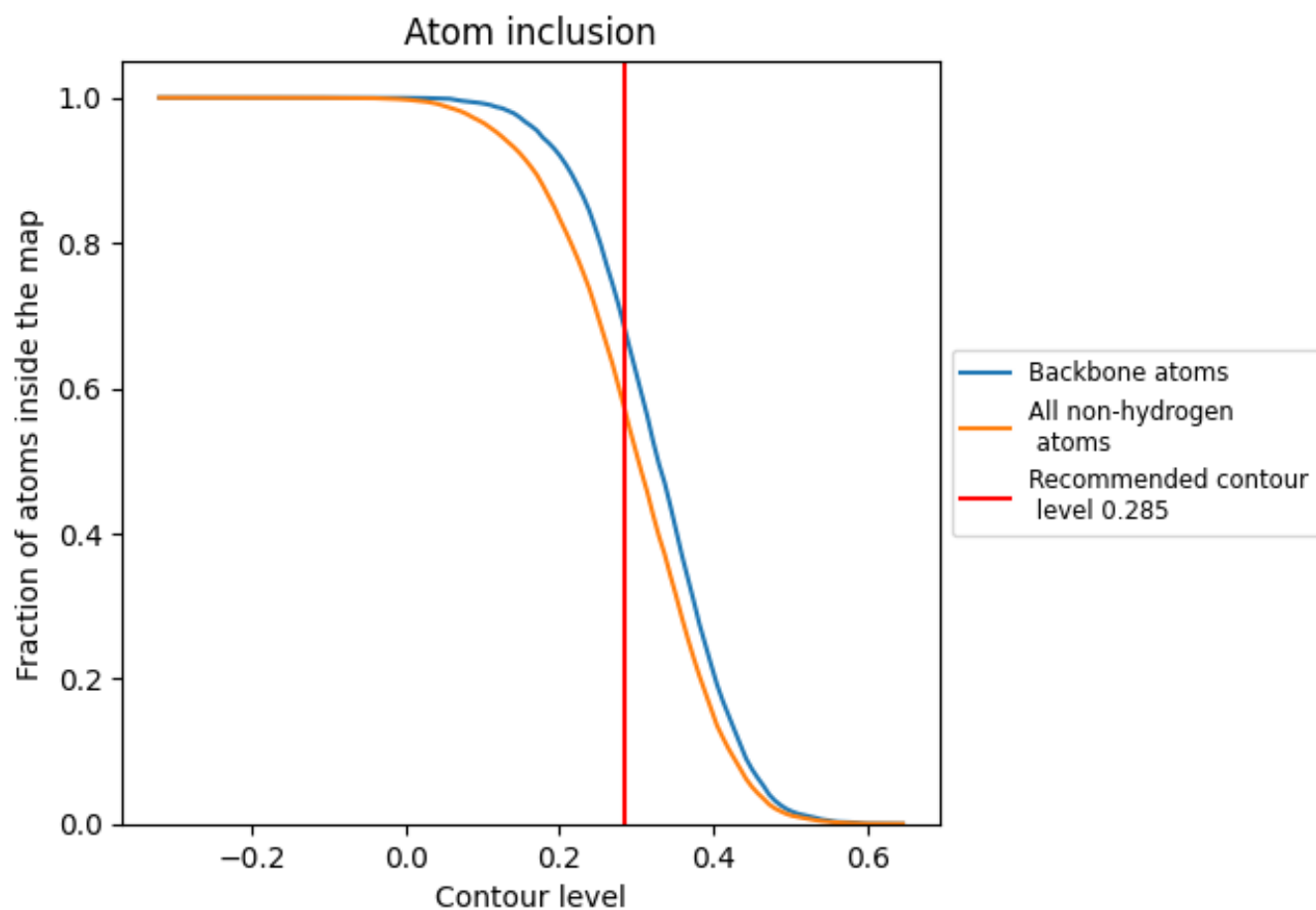
The images above show the model with each residue coloured according to its Q-score. This shows their resolvability in the map with higher Q-score values reflecting better resolvability. Please note: Q-score is calculating the resolvability of atoms, and thus high values are only expected at resolutions at which atoms can be resolved. Low Q-score values may therefore be expected for many entries.

9.3 Atom inclusion mapped to coordinate model [i](#)



The images above show the model with each residue coloured according to its atom inclusion. This shows to what extent they are inside the map at the recommended contour level (0.285).































9.4 Atom inclusion [i](#)



At the recommended contour level, 68% of all backbone atoms, 57% of all non-hydrogen atoms, are inside the map.

9.5 Map-model fit summary [i](#)

The table lists the average atom inclusion at the recommended contour level (0.285) and Q-score for the entire model and for each chain.

Chain	Atom inclusion	Q-score
All	 0.5697	 0.1140
A	 0.5867	 0.1130
B	 0.5885	 0.1130
C	 0.5901	 0.1130
D	 0.5859	 0.1120
E	 0.5856	 0.1130
F	 0.5901	 0.1150
G	 0.5880	 0.1140
H	 0.5516	 0.1140
I	 0.5521	 0.1140
J	 0.5518	 0.1150
K	 0.5508	 0.1150
L	 0.5534	 0.1160
M	 0.5513	 0.1140
N	 0.5494	 0.1140

