



Full wwPDB X-ray Structure Validation Report ⓘ

Oct 23, 2021 – 02:52 PM EDT

PDB ID : 2HMI
Title : HIV-1 REVERSE TRANSCRIPTASE/FRAGMENT OF FAB 28/DNA
COMPLEX
Authors : Ding, J.; Arnold, E.
Deposited on : 1998-04-10
Resolution : 2.80 Å(reported)

This is a Full wwPDB X-ray Structure Validation Report for a publicly released PDB entry.

We welcome your comments at validation@mail.wwpdb.org

A user guide is available at

<https://www.wwpdb.org/validation/2017/XrayValidationReportHelp>

with specific help available everywhere you see the ⓘ symbol.

The following versions of software and data (see [references ⓘ](#)) were used in the production of this report:

MolProbity : 4.02b-467
Xtrriage (Phenix) : 1.13
EDS : 2.23.2
Percentile statistics : 20191225.v01 (using entries in the PDB archive December 25th 2019)
Refmac : 5.8.0158
CCP4 : 7.0.044 (Gargrove)
Ideal geometry (proteins) : Engh & Huber (2001)
Ideal geometry (DNA, RNA) : Parkinson et al. (1996)
Validation Pipeline (wwPDB-VP) : 2.23.2

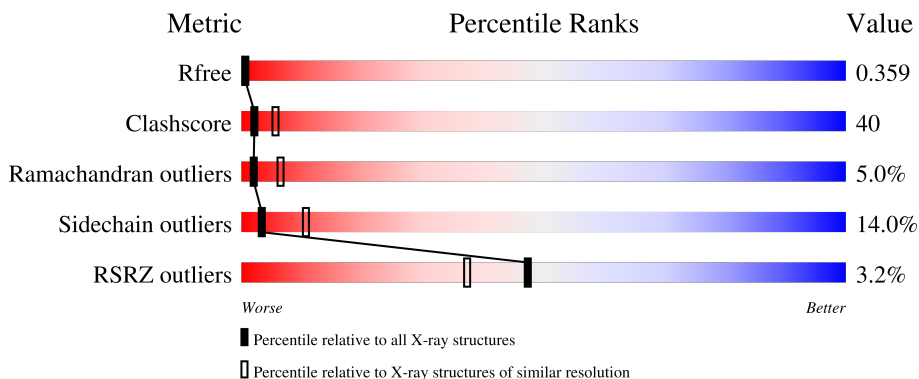
1 Overall quality at a glance

The following experimental techniques were used to determine the structure:

X-RAY DIFFRACTION

The reported resolution of this entry is 2.80 Å.

Percentile scores (ranging between 0-100) for global validation metrics of the entry are shown in the following graphic. The table shows the number of entries on which the scores are based.




Metric	Whole archive (#Entries)	Similar resolution (#Entries, resolution range(Å))
R_{free}	130704	3140 (2.80-2.80)
Clashscore	141614	3569 (2.80-2.80)
Ramachandran outliers	138981	3498 (2.80-2.80)
Sidechain outliers	138945	3500 (2.80-2.80)
RSRZ outliers	127900	3078 (2.80-2.80)

The table below summarises the geometric issues observed across the polymeric chains and their fit to the electron density. The red, orange, yellow and green segments of the lower bar indicate the fraction of residues that contain outliers for ≥ 3 , 2, 1 and 0 types of geometric quality criteria respectively. A grey segment represents the fraction of residues that are not modelled. The numeric value for each fraction is indicated below the corresponding segment, with a dot representing fractions $\leq 5\%$. The upper red bar (where present) indicates the fraction of residues that have poor fit to the electron density. The numeric value is given above the bar.

Mol	Chain	Length	Quality of chain
1	E	19	95% 5%
2	F	18	94% 6%
3	A	558	5% 41% 49% 9% .
4	B	430	3% 40% 50% 10%
5	C	214	% 38% 52% 10%

Continued on next page...

Continued from previous page...

Mol	Chain	Length	Quality of chain
6	D	220	 <p>A horizontal bar chart representing the quality of chain. The bar is divided into three segments: a green segment on the left labeled '42%', a yellow segment in the middle labeled '48%', and a red segment on the right labeled '10%'. A small red square is positioned at the very beginning of the bar, before the green segment.</p>

2 Entry composition [i](#)

There are 6 unique types of molecules in this entry. The entry contains 11647 atoms, of which 0 are hydrogens and 0 are deuteriums.

In the tables below, the ZeroOcc column contains the number of atoms modelled with zero occupancy, the AltConf column contains the number of residues with at least one atom in alternate conformation and the Trace column contains the number of residues modelled with at most 2 atoms.

- Molecule 1 is a DNA chain called DNA (5'-D(*AP*TP*GP*GP*CP*GP*CP*CP*CP*GP*AP*AP*CP*AP*GP*GP*GP*AP*C)-3').

Mol	Chain	Residues	Atoms					ZeroOcc	AltConf	Trace
			Total	C	N	O	P			
1	E	19	390	184	80	108	18	0	0	0

- Molecule 2 is a DNA chain called DNA (5'-D(*GP*TP*CP*CP*CP*TP*GP*TP*TP*CP*GP*GP*GP*CP*GP*CP*CP*A)-3').

Mol	Chain	Residues	Atoms					ZeroOcc	AltConf	Trace
			Total	C	N	O	P			
2	F	18	363	173	64	109	17	0	0	0

- Molecule 3 is a protein called SUBUNIT OF V-1 REVERSE TRANSCRIPTASE.

Mol	Chain	Residues	Atoms					ZeroOcc	AltConf	Trace
			Total	C	N	O	S			
3	A	558	4219	2728	703	781	7	0	0	0

There is a discrepancy between the modelled and reference sequences:

Chain	Residue	Modelled	Actual	Comment	Reference
A	280	SER	CYS	engineered mutation	UNP P03366

- Molecule 4 is a protein called HISUBUNIT OF V-1 REVERSE TRANSCRIPTASE.

Mol	Chain	Residues	Atoms					ZeroOcc	AltConf	Trace
			Total	C	N	O	S			
4	B	430	3411	2216	568	620	7	0	0	0

There is a discrepancy between the modelled and reference sequences:

Chain	Residue	Modelled	Actual	Comment	Reference
B	280	SER	CYS	engineered mutation	UNP P03366

- Molecule 5 is a protein called FAB FRAGMENT OF MONOCLONAL ANTIBODY 28.

Mol	Chain	Residues	Atoms					ZeroOcc	AltConf	Trace
			Total	C	N	O	S			
5	C	214	1616	1010	256	343	7	0	0	0

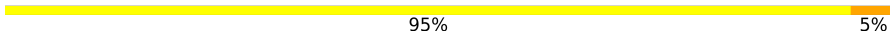
- Molecule 6 is a protein called FAB FRAGMENT OF MONOCLONAL ANTIBODY 28.

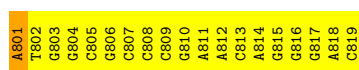
Mol	Chain	Residues	Atoms					ZeroOcc	AltConf	Trace
			Total	C	N	O	S			
6	D	220	1648	1037	270	333	8	0	0	0

3 Residue-property plots [i](#)

These plots are drawn for all protein, RNA, DNA and oligosaccharide chains in the entry. The first graphic for a chain summarises the proportions of the various outlier classes displayed in the second graphic. The second graphic shows the sequence view annotated by issues in geometry and electron density. Residues are color-coded according to the number of geometric quality criteria for which they contain at least one outlier: green = 0, yellow = 1, orange = 2 and red = 3 or more. A red dot above a residue indicates a poor fit to the electron density ($RSRZ > 2$). Stretches of 2 or more consecutive residues without any outlier are shown as a green connector. Residues present in the sample, but not in the model, are shown in grey.


- Molecule 1: DNA (5'-D(*AP*TP*GP*GP*CP*GP*CP*CP*GP*AP*AP*CP*AP*GP*GP*GP*AP*C)-3')

Chain E: 



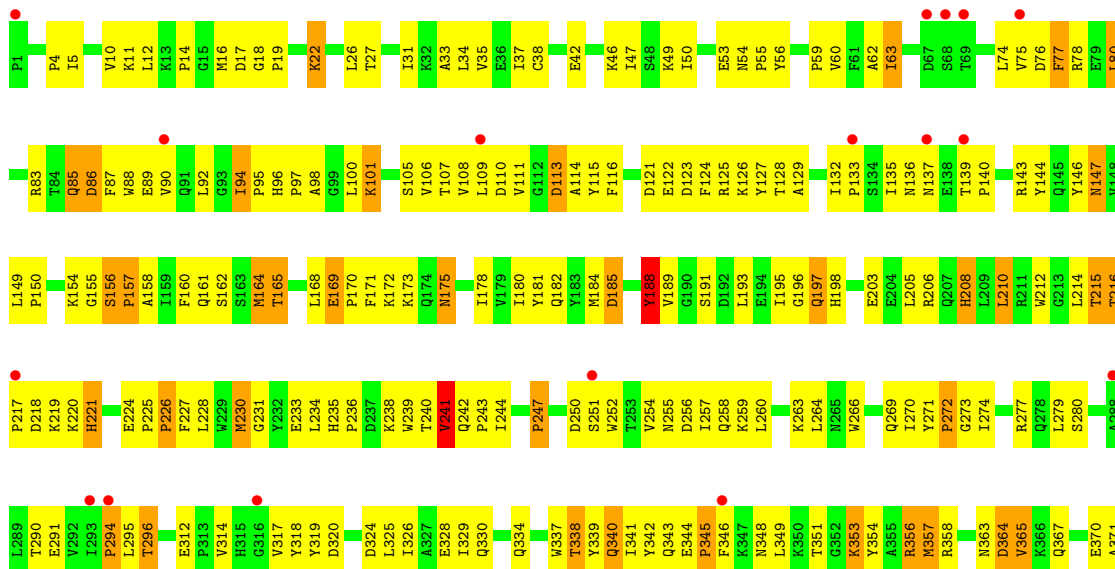
- Molecule 2: DNA (5'-D(*GP*TP*CP*CP*CP*TP*GP*TP*TP*CP*GP*GP*GP*CP*GP*CP*CP*A)-3')

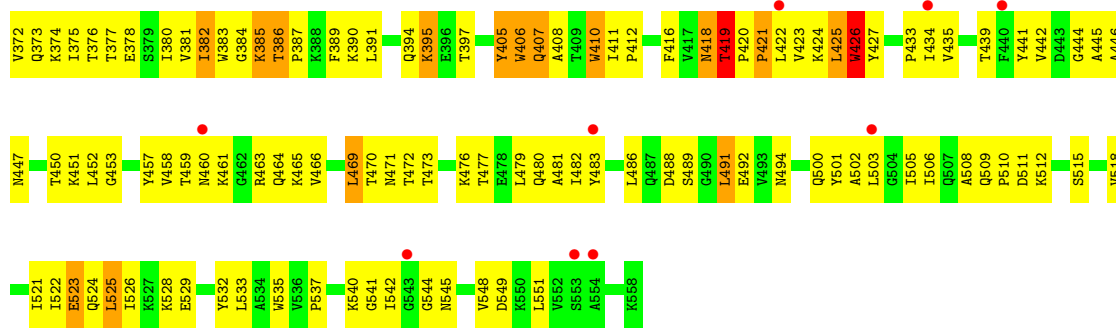
Chain F: 



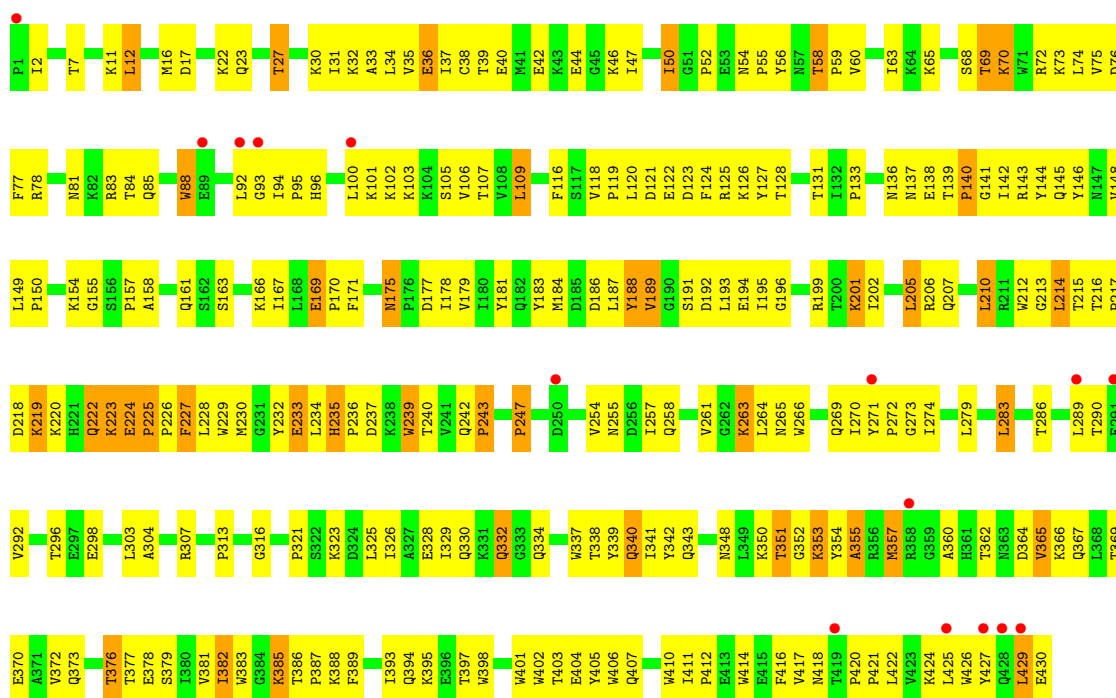
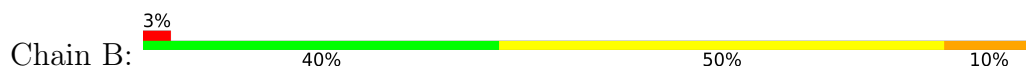
- Molecule 3: SUBUNIT OF V-1 REVERSE TRANSCRIPTASE

Chain A: 

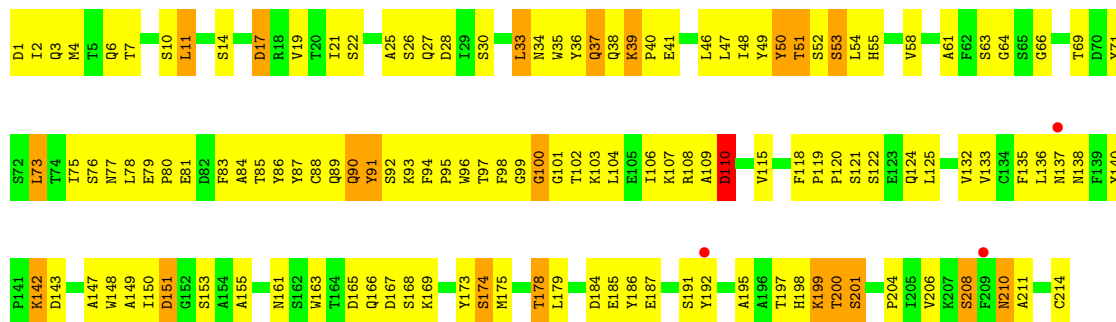




● Molecule 4: HISUBUNIT OF V-1 REVERSE TRANSCRIPTASE

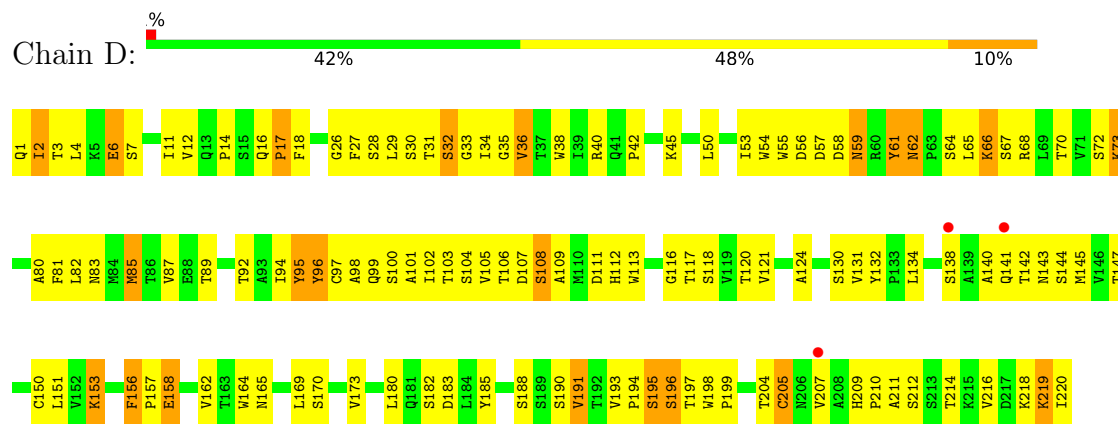


● Molecule 5: FAB FRAGMENT OF MONOCLONAL ANTIBODY 28



● Molecule 6: FAB FRAGMENT OF MONOCLONAL ANTIBODY 28





4 Data and refinement statistics

Property	Value	Source
Space group	P 32 1 2	Depositor
Cell constants a, b, c, α , β , γ	169.00Å 169.00Å 221.00Å 90.00° 90.00° 120.00°	Depositor
Resolution (Å)	8.00 – 2.80 15.02 – 2.81	Depositor EDS
% Data completeness (in resolution range)	74.8 (8.00-2.80) 86.9 (15.02-2.81)	Depositor EDS
R_{merge}	0.13	Depositor
R_{sym}	(Not available)	Depositor
$\langle I/\sigma(I) \rangle$ ¹	3.96 (at 2.81Å)	Xtrriage
Refinement program	X-PLOR 3.1	Depositor
R, R_{free}	0.271 , 0.352 0.287 , 0.359	Depositor DCC
R_{free} test set	3867 reflections (5.08%)	wwPDB-VP
Wilson B-factor (Å ²)	39.7	Xtrriage
Anisotropy	0.298	Xtrriage
Bulk solvent k_{sol} (e/Å ³), B_{sol} (Å ²)	0.19 , 14.1	EDS
L-test for twinning ²	$\langle L \rangle = 0.39$, $\langle L^2 \rangle = 0.21$	Xtrriage
Estimated twinning fraction	0.069 for -h,-k,l	Xtrriage
F_o, F_c correlation	0.81	EDS
Total number of atoms	11647	wwPDB-VP
Average B, all atoms (Å ²)	36.0	wwPDB-VP

Xtrriage's analysis on translational NCS is as follows: *The largest off-origin peak in the Patterson function is 2.12% of the height of the origin peak. No significant pseudotranslation is detected.*

¹Intensities estimated from amplitudes.

²Theoretical values of $\langle |L| \rangle$, $\langle L^2 \rangle$ for acentric reflections are 0.5, 0.333 respectively for untwinned datasets, and 0.375, 0.2 for perfectly twinned datasets.

5 Model quality [i](#)

5.1 Standard geometry [i](#)

The Z score for a bond length (or angle) is the number of standard deviations the observed value is removed from the expected value. A bond length (or angle) with $|Z| > 5$ is considered an outlier worth inspection. RMSZ is the root-mean-square of all Z scores of the bond lengths (or angles).

Mol	Chain	Bond lengths		Bond angles	
		RMSZ	# Z >5	RMSZ	# Z >5
1	E	0.62	0/439	0.84	0/676
2	F	0.49	0/405	0.84	1/623 (0.2%)
3	A	0.50	0/4330	0.47	2/5925 (0.0%)
4	B	0.63	0/3510	0.51	3/4783 (0.1%)
5	C	0.53	0/1654	0.50	0/2256
6	D	0.64	0/1691	0.53	0/2320
All	All	0.57	0/12029	0.53	6/16583 (0.0%)

Chiral center outliers are detected by calculating the chiral volume of a chiral center and verifying if the center is modelled as a planar moiety or with the opposite hand. A planarity outlier is detected by checking planarity of atoms in a peptide group, atoms in a mainchain group or atoms of a sidechain that are expected to be planar.

Mol	Chain	#Chirality outliers	#Planarity outliers
1	E	0	1
2	F	1	0
3	A	0	1
4	B	0	1
5	C	0	2
All	All	1	5

There are no bond length outliers.

All (6) bond angle outliers are listed below:

Mol	Chain	Res	Type	Atoms	Z	Observed(°)	Ideal(°)
4	B	243	PRO	N-CA-CB	6.05	110.56	103.30
4	B	247	PRO	N-CA-CB	5.96	110.45	103.30
3	A	247	PRO	N-CA-CB	5.95	110.44	103.30
4	B	313	PRO	N-CA-CB	5.74	110.19	103.30
3	A	294	PRO	N-CA-CB	5.74	110.19	103.30
2	F	825	DC	C2'-C3'-O3'	5.39	130.39	112.60

All (1) chirality outliers are listed below:

Mol	Chain	Res	Type	Atom
2	F	825	DC	C3'

All (5) planarity outliers are listed below:

Mol	Chain	Res	Type	Group
3	A	188	TYR	Sidechain
4	B	188	TYR	Sidechain
5	C	87	TYR	Sidechain
5	C	91	TYR	Sidechain
1	E	801	DA	Sidechain

5.2 Too-close contacts [i](#)

In the following table, the Non-H and H(model) columns list the number of non-hydrogen atoms and hydrogen atoms in the chain respectively. The H(added) column lists the number of hydrogen atoms added and optimized by MolProbity. The Clashes column lists the number of clashes within the asymmetric unit, whereas Symm-Clashes lists symmetry-related clashes.

Mol	Chain	Non-H	H(model)	H(added)	Clashes	Symm-Clashes
1	E	390	0	212	53	0
2	F	363	0	204	80	0
3	A	4219	0	3981	321	0
4	B	3411	0	3298	267	0
5	C	1616	0	1517	109	0
6	D	1648	0	1602	115	0
All	All	11647	0	10814	897	0

The all-atom clashscore is defined as the number of clashes found per 1000 atoms (including hydrogen atoms). The all-atom clashscore for this structure is 40.

All (897) close contacts within the same asymmetric unit are listed below, sorted by their clash magnitude.

Atom-1	Atom-2	Interatomic distance (Å)	Clash overlap (Å)
2:F:825:DC:C2'	2:F:826:DT:H5'	1.68	1.23
2:F:833:DG:H2''	2:F:834:DC:H5'	1.23	1.18
2:F:828:DT:H2'	2:F:829:DT:H71	1.32	1.12
1:E:802:DT:H2''	1:E:803:DG:H5'	1.31	1.10
2:F:823:DC:H2''	2:F:824:DC:H5''	1.27	1.09
1:E:803:DG:H2''	1:E:804:DG:C5'	1.82	1.08
1:E:806:DG:H2''	1:E:807:DC:H5'	1.09	1.08
4:B:50:ILE:HD12	4:B:145:GLN:HB2	1.34	1.08

Continued on next page...

Continued from previous page...

Atom-1	Atom-2	Interatomic distance (Å)	Clash overlap (Å)
2:F:825:DC:H2''	2:F:826:DT:H5'	1.13	1.07
2:F:835:DG:H2''	2:F:836:DC:O5'	1.54	1.07
1:E:818:DA:H1'	1:E:819:DC:C6	1.91	1.06
3:A:218:ASP:HA	3:A:220:LYS:HE2	1.33	1.05
2:F:825:DC:H3'	2:F:826:DT:C5'	1.87	1.02
4:B:60:VAL:HG12	4:B:75:VAL:HG22	1.40	1.02
2:F:834:DC:H2'	2:F:835:DG:C8	1.97	0.99
2:F:836:DC:H2''	2:F:837:DC:O5'	1.63	0.98
1:E:803:DG:H2''	1:E:804:DG:H5'	1.43	0.97
3:A:354:TYR:HD1	3:A:374:LYS:HD2	1.30	0.96
2:F:837:DC:H4'	3:A:230:MET:HE2	1.46	0.95
3:A:115:TYR:CE2	3:A:156:SER:HB3	2.00	0.95
3:A:273:GLY:HA2	3:A:338:THR:HG21	1.47	0.95
4:B:195:ILE:HG13	4:B:199:ARG:HE	1.32	0.94
1:E:806:DG:C2'	1:E:807:DC:H5'	1.96	0.94
2:F:831:DG:H2''	2:F:832:DG:H5'	1.47	0.93
2:F:825:DC:C3'	2:F:826:DT:H5'	2.00	0.91
4:B:163:SER:HA	4:B:166:LYS:HD3	1.52	0.91
1:E:807:DC:H2''	1:E:808:DC:H5'	1.50	0.91
5:C:163:TRP:HB3	5:C:175:MET:HB2	1.50	0.91
5:C:48:ILE:HG22	5:C:54:LEU:HA	1.52	0.90
1:E:805:DC:H2'	1:E:806:DG:C8	2.07	0.90
3:A:115:TYR:HE2	3:A:156:SER:HB3	1.35	0.90
2:F:828:DT:H2'	2:F:829:DT:C7	2.02	0.89
1:E:801:DA:H2'	1:E:802:DT:C6	2.08	0.89
3:A:439:THR:HG22	3:A:494:ASN:HB2	1.55	0.89
4:B:106:VAL:HG13	4:B:234:LEU:HB3	1.53	0.88
4:B:279:LEU:HD11	4:B:303:LEU:HD13	1.53	0.88
1:E:801:DA:H2'	1:E:802:DT:C5	2.08	0.87
6:D:145:MET:SD	6:D:194:PRO:HA	2.14	0.86
2:F:834:DC:C2'	2:F:835:DG:C8	2.58	0.85
5:C:149:ALA:HB1	5:C:153:SER:HA	1.55	0.85
6:D:144:SER:HA	6:D:195:SER:HB3	1.57	0.85
1:E:803:DG:H2''	1:E:804:DG:H5''	1.58	0.85
2:F:825:DC:C2'	2:F:826:DT:C5'	2.54	0.85
6:D:31:THR:HB	6:D:34:ILE:HG12	1.55	0.85
1:E:810:DG:H2''	1:E:811:DA:H5'	1.59	0.85
1:E:801:DA:C2'	1:E:802:DT:C6	2.62	0.83
2:F:823:DC:C2'	2:F:824:DC:H5''	2.07	0.83
2:F:829:DT:H2''	2:F:830:DC:C6	2.13	0.83
4:B:146:TYR:CE2	4:B:150:PRO:HA	2.14	0.83

Continued on next page...

Continued from previous page...

Atom-1	Atom-2	Interatomic distance (Å)	Clash overlap (Å)
1:E:802:DT:H2'	1:E:803:DG:H8	1.44	0.82
3:A:101:LYS:H	3:A:101:LYS:HD2	1.42	0.82
4:B:225:PRO:HB2	4:B:226:PRO:HD2	1.61	0.82
3:A:425:LEU:HD12	3:A:425:LEU:H	1.44	0.82
2:F:825:DC:H3'	2:F:826:DT:H5'	1.51	0.81
4:B:131:THR:HG23	4:B:143:ARG:HG2	1.61	0.81
1:E:809:DC:H2''	1:E:810:DG:O5'	1.79	0.80
3:A:424:LYS:HE2	3:A:426:TRP:HZ3	1.46	0.80
4:B:195:ILE:HG13	4:B:199:ARG:NE	1.96	0.80
2:F:825:DC:H2''	2:F:826:DT:C5'	2.04	0.79
3:A:157:PRO:O	3:A:161:GLN:HG3	1.83	0.79
4:B:195:ILE:HD11	4:B:233:GLU:HG3	1.64	0.79
4:B:60:VAL:CG1	4:B:75:VAL:HG22	2.13	0.79
3:A:459:THR:HG23	3:A:461:LYS:H	1.47	0.78
5:C:93:LYS:HG2	5:C:95:PRO:HD2	1.65	0.78
4:B:139:THR:HB	4:B:140:PRO:HD2	1.63	0.78
6:D:17:PRO:HB2	6:D:85:MET:HE3	1.65	0.77
1:E:807:DC:H2''	1:E:808:DC:C5'	2.14	0.77
5:C:110:ASP:HA	5:C:140:TYR:HB3	1.67	0.76
1:E:812:DA:H1'	1:E:813:DC:H5'	1.65	0.76
3:A:139:THR:HB	3:A:140:PRO:HD3	1.65	0.76
3:A:240:THR:HG22	3:A:241:VAL:H	1.50	0.76
2:F:825:DC:C3'	2:F:826:DT:C5'	2.61	0.76
4:B:68:SER:OG	4:B:219:LYS:HB2	1.86	0.76
1:E:803:DG:C2'	1:E:804:DG:H5'	2.16	0.75
4:B:357:MET:N	4:B:357:MET:SD	2.59	0.75
2:F:821:DG:H2'	2:F:822:DT:H71	1.69	0.75
3:A:342:TYR:OH	3:A:390:LYS:HE3	1.87	0.75
5:C:33:LEU:HD11	5:C:88:CYS:SG	2.27	0.75
3:A:87:PHE:CE2	3:A:155:GLY:HA2	2.22	0.75
4:B:225:PRO:HB2	4:B:226:PRO:CD	2.16	0.74
3:A:53:GLU:O	3:A:55:PRO:HD3	1.86	0.74
6:D:132:TYR:HE2	6:D:153:LYS:HD3	1.51	0.74
4:B:2:ILE:HD12	4:B:119:PRO:HB3	1.70	0.74
3:A:435:VAL:HG22	4:B:290:THR:HB	1.69	0.74
2:F:833:DG:C2'	2:F:834:DC:H5'	2.12	0.74
2:F:831:DG:C2'	2:F:832:DG:H8	2.01	0.74
3:A:385:LYS:HZ1	3:A:387:PRO:HA	1.53	0.74
6:D:18:PHE:CD2	6:D:87:VAL:HG21	2.23	0.74
6:D:173:VAL:HG22	6:D:191:VAL:HG12	1.70	0.74
3:A:22:LYS:H	3:A:22:LYS:HD2	1.52	0.73

Continued on next page...

Continued from previous page...

Atom-1	Atom-2	Interatomic distance (Å)	Clash overlap (Å)
2:F:821:DG:H2'	2:F:822:DT:C7	2.18	0.73
4:B:103:LYS:HD3	4:B:192:ASP:OD2	1.89	0.73
2:F:828:DT:C2'	2:F:829:DT:H71	2.16	0.73
5:C:39:LYS:HG3	5:C:40:PRO:HD2	1.71	0.73
3:A:90:VAL:HG12	4:B:141:GLY:H	1.54	0.72
1:E:813:DC:H2''	1:E:814:DA:C8	2.23	0.72
3:A:31:ILE:O	3:A:35:VAL:HG23	1.88	0.72
5:C:120:PRO:CG	5:C:132:VAL:HG22	2.19	0.72
3:A:523:GLU:HA	3:A:526:ILE:HD12	1.71	0.72
6:D:156:PHE:HB3	6:D:157:PRO:HD3	1.70	0.72
1:E:802:DT:C2'	1:E:803:DG:H5'	2.17	0.71
3:A:433:PRO:HB2	4:B:290:THR:HG22	1.70	0.71
4:B:101:LYS:NZ	4:B:102:LYS:HE3	2.06	0.71
2:F:831:DG:C2'	2:F:832:DG:H5'	2.19	0.71
2:F:833:DG:H2'	2:F:834:DC:H6	1.56	0.70
6:D:34:ILE:HG22	6:D:35:GLY:H	1.56	0.70
4:B:239:TRP:CH2	4:B:378:GLU:HA	2.27	0.70
3:A:486:LEU:HD11	3:A:521:ILE:HG23	1.72	0.70
4:B:223:LYS:HG3	4:B:224:GLU:H	1.57	0.70
5:C:10:SER:HB3	5:C:103:LYS:HB2	1.71	0.70
4:B:395:LYS:HA	4:B:416:PHE:CZ	2.26	0.70
1:E:817:DG:H2''	1:E:818:DA:H5'	1.72	0.70
3:A:169:GLU:HG3	3:A:170:PRO:N	2.05	0.70
1:E:812:DA:H1'	1:E:813:DC:C5'	2.21	0.70
6:D:72:SER:OG	6:D:81:PHE:HB2	1.92	0.70
1:E:802:DT:H2'	1:E:803:DG:C8	2.25	0.69
2:F:834:DC:H2'	2:F:835:DG:H8	1.51	0.69
3:A:380:ILE:O	3:A:384:GLY:HA2	1.92	0.69
4:B:201:LYS:HZ3	4:B:201:LYS:HB2	1.57	0.69
2:F:834:DC:C2'	2:F:835:DG:H8	2.01	0.69
2:F:829:DT:C2'	2:F:830:DC:C6	2.76	0.69
2:F:838:DA:H5'	3:A:230:MET:HE3	1.75	0.69
3:A:380:ILE:HD11	3:A:386:THR:HG23	1.74	0.69
4:B:373:GLN:HE22	4:B:406:TRP:HA	1.56	0.69
6:D:92:THR:OG1	6:D:120:THR:HA	1.92	0.69
5:C:37:GLN:HG3	5:C:37:GLN:O	1.92	0.69
6:D:165:ASN:HB2	6:D:169:LEU:HD13	1.75	0.69
3:A:491:LEU:O	3:A:529:GLU:HB3	1.93	0.68
3:A:385:LYS:NZ	3:A:387:PRO:HA	2.08	0.68
5:C:2:ILE:HD11	5:C:93:LYS:HB3	1.74	0.68
6:D:162:VAL:HG23	6:D:207:VAL:HG22	1.75	0.68

Continued on next page...

Continued from previous page...

Atom-1	Atom-2	Interatomic distance (Å)	Clash overlap (Å)
6:D:195:SER:O	6:D:199:PRO:HD2	1.93	0.68
4:B:325:LEU:HB3	4:B:387:PRO:HB3	1.74	0.68
5:C:2:ILE:N	5:C:2:ILE:HD12	2.08	0.68
3:A:225:PRO:HB2	3:A:226:PRO:HD3	1.76	0.68
4:B:23:GLN:HE22	4:B:60:VAL:H	1.42	0.68
5:C:36:TYR:HE2	5:C:98:PHE:HE1	1.42	0.68
3:A:459:THR:CG2	3:A:463:ARG:HB3	2.23	0.68
6:D:14:PRO:HG3	6:D:121:VAL:HG12	1.76	0.68
3:A:47:ILE:HG22	3:A:146:TYR:HA	1.75	0.67
4:B:120:LEU:HD22	4:B:150:PRO:HD3	1.74	0.67
3:A:273:GLY:CA	3:A:338:THR:HG21	2.24	0.67
3:A:442:VAL:HG12	3:A:481:ALA:HB1	1.76	0.67
3:A:541:GLY:HA2	3:A:545:ASN:HD22	1.58	0.67
4:B:417:VAL:HG22	4:B:418:ASN:H	1.58	0.67
3:A:509:GLN:N	3:A:510:PRO:HD3	2.10	0.67
6:D:17:PRO:HB3	6:D:85:MET:HA	1.74	0.67
3:A:88:TRP:O	3:A:90:VAL:HG23	1.95	0.67
3:A:424:LYS:HE2	3:A:426:TRP:CZ3	2.29	0.67
3:A:357:MET:SD	3:A:357:MET:N	2.67	0.67
3:A:426:TRP:CE3	3:A:426:TRP:HA	2.30	0.67
4:B:34:LEU:HD21	4:B:60:VAL:HG23	1.75	0.67
6:D:158:GLU:HB2	6:D:185:TYR:CE2	2.30	0.67
5:C:10:SER:HB3	5:C:103:LYS:HD3	1.78	0.67
2:F:835:DG:H8	2:F:835:DG:OP2	1.77	0.66
3:A:354:TYR:CD1	3:A:374:LYS:HD2	2.22	0.66
5:C:186:TYR:HA	5:C:192:TYR:OH	1.94	0.66
1:E:815:DG:H1'	1:E:816:DG:C8	2.31	0.66
3:A:224:GLU:HB3	3:A:225:PRO:HD3	1.78	0.66
3:A:453:GLY:O	3:A:469:LEU:HD12	1.95	0.66
2:F:823:DC:H2''	2:F:824:DC:C5'	2.14	0.66
3:A:171:PHE:O	3:A:175:ASN:ND2	2.29	0.66
5:C:52:SER:HA	5:C:64:GLY:HA3	1.77	0.66
5:C:79:GLU:HB3	5:C:80:PRO:HD2	1.78	0.66
4:B:385:LYS:HD2	4:B:385:LYS:N	2.11	0.66
3:A:164:MET:HE1	3:A:168:LEU:HD21	1.76	0.66
3:A:470:THR:O	3:A:471:ASN:HB2	1.94	0.66
4:B:69:THR:HG22	4:B:70:LYS:HG2	1.77	0.66
2:F:827:DG:H2''	2:F:828:DT:O5'	1.96	0.66
5:C:33:LEU:HG	5:C:89:GLN:O	1.95	0.66
3:A:502:ALA:O	3:A:506:ILE:HG12	1.96	0.66
1:E:816:DG:H2''	1:E:817:DG:O5'	1.95	0.65

Continued on next page...

Continued from previous page...

Atom-1	Atom-2	Interatomic distance (Å)	Clash overlap (Å)
3:A:426:TRP:HA	3:A:426:TRP:HE3	1.61	0.65
5:C:36:TYR:CE2	5:C:98:PHE:HE1	2.13	0.65
6:D:36:VAL:HG23	6:D:53:ILE:HB	1.78	0.65
4:B:219:LYS:HB2	4:B:219:LYS:HZ3	1.62	0.65
5:C:121:SER:O	5:C:125:LEU:HG	1.97	0.65
1:E:818:DA:C1'	1:E:819:DC:C6	2.76	0.65
4:B:378:GLU:O	4:B:382:ILE:HG12	1.97	0.65
4:B:178:ILE:HD11	4:B:201:LYS:HG2	1.77	0.65
3:A:277:ARG:HA	3:A:280:SER:HB2	1.78	0.65
4:B:328:GLU:OE2	4:B:430:GLU:HG2	1.96	0.65
4:B:337:TRP:NE1	4:B:367:GLN:HB3	2.12	0.65
3:A:90:VAL:HG12	3:A:90:VAL:O	1.96	0.65
5:C:2:ILE:HG23	5:C:26:SER:HB2	1.79	0.65
6:D:62:ASN:HD21	6:D:64:SER:HB3	1.61	0.65
5:C:137:ASN:HA	5:C:174:SER:HB3	1.79	0.64
3:A:479:LEU:HD21	3:A:518:VAL:HG22	1.80	0.64
6:D:40:ARG:HB2	6:D:50:LEU:HD11	1.79	0.64
1:E:801:DA:H2''	1:E:802:DT:C6	2.31	0.64
2:F:822:DT:H2''	2:F:823:DC:C6	2.32	0.64
3:A:206:ARG:HG2	3:A:216:THR:HG21	1.79	0.64
1:E:804:DG:H5'	1:E:804:DG:H8	1.62	0.64
6:D:2:ILE:HD11	6:D:112:HIS:CE1	2.33	0.64
4:B:263:LYS:HG2	4:B:425:LEU:CD2	2.27	0.64
2:F:837:DC:OP1	3:A:231:GLY:HA3	1.97	0.64
3:A:317:VAL:HG22	3:A:318:TYR:H	1.62	0.64
3:A:376:THR:O	3:A:380:ILE:HG12	1.97	0.64
3:A:457:TYR:HE1	3:A:465:LYS:HE2	1.63	0.64
4:B:239:TRP:CZ2	4:B:378:GLU:HG2	2.32	0.64
5:C:191:SER:HB2	5:C:210:ASN:OD1	1.98	0.64
4:B:270:ILE:HD13	4:B:429:LEU:HB2	1.80	0.63
4:B:122:GLU:HA	4:B:125:ARG:NE	2.12	0.63
3:A:18:GLY:HA3	3:A:56:TYR:CE1	2.33	0.63
4:B:167:ILE:O	4:B:170:PRO:HD2	1.98	0.63
3:A:175:ASN:N	3:A:175:ASN:HD22	1.95	0.63
3:A:420:PRO:HB2	3:A:421:PRO:HD2	1.81	0.63
4:B:369:THR:HA	4:B:372:VAL:HG22	1.79	0.63
6:D:4:LEU:HD12	6:D:97:CYS:SG	2.39	0.63
6:D:204:THR:HG23	6:D:218:LYS:O	1.99	0.63
3:A:169:GLU:HG3	3:A:170:PRO:CD	2.28	0.63
4:B:225:PRO:CB	4:B:226:PRO:CD	2.77	0.62
4:B:102:LYS:O	4:B:103:LYS:HG2	1.98	0.62

Continued on next page...

Continued from previous page...

Atom-1	Atom-2	Interatomic distance (Å)	Clash overlap (Å)
6:D:94:ILE:HA	6:D:117:THR:O	1.99	0.62
3:A:125:ARG:NH1	3:A:147:ASN:ND2	2.48	0.62
4:B:219:LYS:HD3	4:B:219:LYS:N	2.13	0.62
6:D:34:ILE:HG22	6:D:35:GLY:N	2.14	0.62
2:F:822:DT:H2''	2:F:823:DC:H6	1.62	0.62
2:F:830:DC:H2''	2:F:831:DG:C8	2.34	0.62
3:A:407:GLN:NE2	4:B:393:ILE:HA	2.15	0.62
3:A:92:LEU:O	3:A:92:LEU:HG	1.99	0.62
3:A:115:TYR:CD2	3:A:156:SER:HB3	2.34	0.62
4:B:103:LYS:HD2	4:B:191:SER:CA	2.29	0.62
3:A:12:LEU:HD11	3:A:127:TYR:CZ	2.34	0.62
2:F:834:DC:H2''	2:F:835:DG:C8	2.35	0.62
3:A:178:ILE:HA	3:A:191:SER:HB3	1.80	0.62
3:A:225:PRO:O	3:A:235:HIS:HA	2.00	0.62
4:B:199:ARG:NH1	4:B:229:TRP:HZ3	1.98	0.62
5:C:51:THR:HG21	5:C:71:TYR:CD2	2.35	0.62
5:C:83:PHE:HE2	5:C:106:ILE:HA	1.63	0.62
4:B:7:THR:OG1	4:B:121:ASP:HA	2.00	0.62
2:F:831:DG:C4	2:F:832:DG:N7	2.68	0.62
1:E:817:DG:H2''	1:E:818:DA:OP2	2.00	0.61
2:F:831:DG:H2'	2:F:832:DG:H8	1.63	0.61
2:F:835:DG:C2'	2:F:836:DC:O5'	2.41	0.61
3:A:146:TYR:CD2	3:A:150:PRO:HB3	2.36	0.61
3:A:354:TYR:OH	3:A:370:GLU:HB3	2.00	0.61
4:B:50:ILE:HD12	4:B:145:GLN:CB	2.21	0.61
4:B:33:ALA:O	4:B:37:ILE:HG22	2.00	0.61
3:A:46:LYS:HD3	3:A:116:PHE:CD2	2.36	0.61
4:B:328:GLU:CD	4:B:430:GLU:HG2	2.21	0.61
6:D:157:PRO:HD2	6:D:209:HIS:CE1	2.35	0.61
3:A:242:GLN:N	3:A:243:PRO:HD2	2.16	0.61
4:B:78:ARG:HD3	4:B:411:ILE:HG22	1.83	0.61
4:B:106:VAL:HG12	4:B:234:LEU:O	2.01	0.61
5:C:14:SER:O	5:C:17:ASP:HB2	2.00	0.61
3:A:181:TYR:CD1	4:B:138:GLU:HG3	2.36	0.61
3:A:501:TYR:CE1	3:A:505:ILE:HD11	2.36	0.61
3:A:338:THR:HG23	3:A:353:LYS:HB3	1.81	0.60
4:B:27:THR:HG23	4:B:30:LYS:H	1.65	0.60
2:F:821:DG:C2'	2:F:822:DT:H71	2.30	0.60
5:C:148:TRP:CE3	5:C:179:LEU:HD22	2.37	0.60
2:F:831:DG:C4	2:F:832:DG:C8	2.89	0.60
6:D:31:THR:HB	6:D:34:ILE:CG1	2.28	0.60

Continued on next page...

Continued from previous page...

Atom-1	Atom-2	Interatomic distance (Å)	Clash overlap (Å)
3:A:18:GLY:HA3	3:A:56:TYR:CD1	2.36	0.60
3:A:165:THR:HG23	3:A:182:GLN:OE1	2.01	0.60
4:B:402:TRP:CZ3	4:B:414:TRP:HH2	2.20	0.60
3:A:110:ASP:O	3:A:217:PRO:HD2	2.02	0.60
4:B:207:GLN:O	4:B:210:LEU:HB2	2.01	0.60
5:C:120:PRO:HG3	5:C:132:VAL:HG22	1.83	0.60
6:D:11:ILE:HG12	6:D:120:THR:OG1	2.01	0.60
3:A:107:THR:HG22	3:A:108:VAL:N	2.17	0.59
4:B:75:VAL:HG11	4:B:77:PHE:CZ	2.37	0.59
3:A:460:ASN:HA	4:B:286:THR:HG22	1.83	0.59
3:A:77:PHE:CD1	3:A:80:LEU:HD12	2.37	0.59
3:A:210:LEU:HD12	3:A:215:THR:HA	1.84	0.59
5:C:124:GLN:HB2	6:D:132:TYR:CD1	2.37	0.59
2:F:830:DC:C2'	2:F:831:DG:C8	2.85	0.59
4:B:355:ALA:O	4:B:357:MET:SD	2.60	0.59
6:D:173:VAL:HG13	6:D:191:VAL:HG13	1.84	0.59
3:A:427:TYR:OH	3:A:510:PRO:HD2	2.02	0.59
4:B:69:THR:N	4:B:219:LYS:NZ	2.51	0.59
3:A:446:ALA:HB2	3:A:453:GLY:HA3	1.85	0.59
5:C:1:ASP:H3	5:C:2:ILE:HD12	1.68	0.59
4:B:323:LYS:HB2	4:B:343:GLN:NE2	2.18	0.59
4:B:395:LYS:HA	4:B:416:PHE:CE2	2.38	0.59
6:D:4:LEU:N	6:D:4:LEU:HD23	2.18	0.59
4:B:30:LYS:NZ	4:B:403:THR:HB	2.18	0.59
3:A:458:VAL:HG22	3:A:464:GLN:HG2	1.85	0.58
3:A:459:THR:HG22	3:A:463:ARG:HB3	1.85	0.58
4:B:224:GLU:HA	4:B:227:PHE:CE1	2.37	0.58
2:F:825:DC:H1'	2:F:826:DT:H5''	1.85	0.58
3:A:363:ASN:OD1	3:A:365:VAL:HG23	2.02	0.58
4:B:46:LYS:O	4:B:47:ILE:HD13	2.03	0.58
4:B:58:THR:HG22	4:B:76:ASP:O	2.03	0.58
4:B:357:MET:HG2	4:B:367:GLN:HE21	1.67	0.58
1:E:811:DA:H2''	1:E:812:DA:OP2	2.02	0.58
4:B:199:ARG:HH12	4:B:229:TRP:HZ3	1.50	0.58
3:A:424:LYS:CE	3:A:426:TRP:HZ3	2.16	0.58
5:C:10:SER:CB	5:C:103:LYS:HB2	2.33	0.58
6:D:124:ALA:HB3	6:D:156:PHE:CE1	2.37	0.58
3:A:524:GLN:O	3:A:528:LYS:HG3	2.04	0.58
4:B:171:PHE:CE2	4:B:205:LEU:HB2	2.38	0.58
4:B:373:GLN:NE2	4:B:406:TRP:HA	2.19	0.58
3:A:122:GLU:HA	3:A:125:ARG:CD	2.33	0.58

Continued on next page...

Continued from previous page...

Atom-1	Atom-2	Interatomic distance (Å)	Clash overlap (Å)
3:A:169:GLU:HG3	3:A:170:PRO:HD3	1.86	0.58
2:F:837:DC:H2''	2:F:838:DA:O5'	2.04	0.58
3:A:135:ILE:O	3:A:137:ASN:N	2.37	0.58
3:A:372:VAL:HG22	3:A:391:LEU:HD21	1.86	0.58
2:F:836:DC:H4'	3:A:266:TRP:CE2	2.39	0.58
3:A:63:ILE:HG23	3:A:63:ILE:O	2.02	0.58
3:A:427:TYR:HE1	3:A:522:ILE:HG23	1.69	0.58
4:B:351:THR:HG21	4:B:429:LEU:HD23	1.86	0.58
1:E:812:DA:H2''	1:E:813:DC:OP2	2.04	0.57
5:C:34:ASN:OD1	5:C:49:TYR:HA	2.03	0.57
5:C:115:VAL:HG22	5:C:136:LEU:HD22	1.86	0.57
3:A:208:HIS:CE1	3:A:212:TRP:CD1	2.91	0.57
3:A:364:ASP:HB3	3:A:423:VAL:HG13	1.86	0.57
3:A:459:THR:HG23	3:A:461:LYS:N	2.17	0.57
4:B:242:GLN:CB	4:B:351:THR:HB	2.33	0.57
2:F:823:DC:C2	2:F:824:DC:C5	2.92	0.57
6:D:56:ASP:O	6:D:57:ASP:HB3	2.05	0.57
3:A:5:ILE:HA	3:A:212:TRP:HZ3	1.70	0.57
5:C:192:TYR:O	5:C:208:SER:HB3	2.05	0.57
3:A:372:VAL:HG13	3:A:389:PHE:CE2	2.39	0.57
3:A:447:ASN:HB3	3:A:450:THR:OG1	2.04	0.57
2:F:829:DT:H2''	2:F:830:DC:H6	1.67	0.57
3:A:473:THR:H	3:A:476:LYS:HB2	1.69	0.57
6:D:38:TRP:CE2	6:D:82:LEU:HB2	2.40	0.57
4:B:56:TYR:O	4:B:143:ARG:NH2	2.37	0.56
5:C:47:LEU:O	5:C:55:HIS:HB3	2.05	0.56
6:D:2:ILE:HG22	6:D:26:GLY:HA3	1.87	0.56
3:A:175:ASN:OD1	3:A:178:ILE:HD13	2.06	0.56
3:A:363:ASN:HA	3:A:511:ASP:HB3	1.87	0.56
4:B:224:GLU:O	4:B:227:PHE:CE1	2.58	0.56
2:F:831:DG:C2'	2:F:832:DG:C8	2.87	0.56
3:A:433:PRO:HB2	4:B:290:THR:CG2	2.35	0.56
3:A:542:ILE:N	3:A:542:ILE:HD12	2.20	0.56
3:A:171:PHE:HB2	3:A:208:HIS:HD2	1.71	0.56
3:A:542:ILE:HD12	3:A:542:ILE:H	1.71	0.56
4:B:425:LEU:O	4:B:426:TRP:HB3	2.06	0.56
3:A:122:GLU:HA	3:A:125:ARG:HG3	1.88	0.56
3:A:364:ASP:HB3	3:A:423:VAL:CG1	2.36	0.56
3:A:377:THR:O	3:A:381:VAL:HG23	2.06	0.56
3:A:425:LEU:HD12	3:A:425:LEU:N	2.17	0.56
6:D:12:VAL:HG21	6:D:18:PHE:HB3	1.87	0.56

Continued on next page...

Continued from previous page...

Atom-1	Atom-2	Interatomic distance (Å)	Clash overlap (Å)
3:A:50:ILE:HG12	3:A:143:ARG:HB3	1.86	0.56
3:A:122:GLU:HA	3:A:125:ARG:NE	2.21	0.56
2:F:838:DA:H1'	3:A:184:MET:HG2	1.87	0.56
3:A:203:GLU:HA	3:A:206:ARG:HE	1.70	0.56
3:A:266:TRP:O	3:A:269:GLN:HG3	2.05	0.56
3:A:508:ALA:O	3:A:509:GLN:HB2	2.06	0.56
5:C:34:ASN:ND2	6:D:109:ALA:HB2	2.20	0.56
4:B:38:CYS:SG	4:B:144:TYR:CD2	2.97	0.56
3:A:328:GLU:HB3	3:A:390:LYS:HB2	1.88	0.55
2:F:833:DG:H1'	3:A:258:GLN:NE2	2.21	0.55
4:B:369:THR:HB	4:B:398:TRP:CH2	2.42	0.55
5:C:89:GLN:HG2	5:C:90:GLN:N	2.21	0.55
3:A:340:GLN:HA	3:A:351:THR:HG22	1.88	0.55
4:B:101:LYS:HZ2	4:B:102:LYS:HE3	1.72	0.55
6:D:70:THR:HG23	6:D:83:ASN:HB2	1.89	0.55
4:B:239:TRP:HZ3	4:B:382:ILE:HD11	1.71	0.55
4:B:395:LYS:HG3	4:B:416:PHE:CE2	2.41	0.55
5:C:21:ILE:HD13	5:C:102:THR:HB	1.89	0.55
3:A:235:HIS:HB2	3:A:238:LYS:O	2.05	0.55
4:B:65:LYS:HA	4:B:407:GLN:OE1	2.07	0.55
3:A:114:ALA:HB1	3:A:160:PHE:CZ	2.41	0.55
3:A:208:HIS:HE1	3:A:212:TRP:CD1	2.24	0.55
5:C:75:ILE:HD12	5:C:75:ILE:N	2.21	0.55
6:D:144:SER:CA	6:D:195:SER:HB3	2.32	0.55
3:A:101:LYS:HD2	3:A:101:LYS:N	2.19	0.55
4:B:395:LYS:HA	4:B:416:PHE:CE1	2.42	0.55
4:B:35:VAL:HG12	4:B:36:GLU:N	2.21	0.55
3:A:17:ASP:O	3:A:83:ARG:HD2	2.07	0.55
3:A:107:THR:HG22	3:A:108:VAL:H	1.72	0.55
3:A:441:TYR:CE2	3:A:544:GLY:N	2.75	0.55
4:B:46:LYS:HD3	4:B:116:PHE:HB3	1.88	0.55
3:A:16:MET:SD	3:A:83:ARG:HA	2.47	0.54
4:B:23:GLN:NE2	4:B:60:VAL:O	2.40	0.54
4:B:92:LEU:O	4:B:95:PRO:HG3	2.08	0.54
5:C:25:ALA:HB3	5:C:69:THR:OG1	2.07	0.54
6:D:29:LEU:HD11	6:D:36:VAL:HG21	1.89	0.54
3:A:90:VAL:HG22	4:B:143:ARG:HD2	1.87	0.54
3:A:373:GLN:O	3:A:376:THR:HB	2.08	0.54
4:B:230:MET:HE2	6:D:104:SER:HA	1.89	0.54
3:A:439:THR:HG21	4:B:289:LEU:HB3	1.88	0.54
3:A:356:ARG:NE	3:A:358:ARG:HA	2.23	0.54

Continued on next page...

Continued from previous page...

Atom-1	Atom-2	Interatomic distance (Å)	Clash overlap (Å)
4:B:16:MET:HB3	4:B:83:ARG:HD2	1.90	0.54
5:C:46:LEU:HD22	6:D:111:ASP:HA	1.90	0.54
5:C:198:HIS:HB3	5:C:200:THR:HG23	1.90	0.54
2:F:835:DG:C8	2:F:835:DG:OP2	2.60	0.54
4:B:39:THR:O	4:B:42:GLU:HB3	2.08	0.54
6:D:33:GLY:O	6:D:101:ALA:HA	2.07	0.54
3:A:472:THR:HA	3:A:476:LYS:HD3	1.90	0.54
3:A:482:ILE:O	3:A:486:LEU:HG	2.07	0.54
6:D:94:ILE:HG22	6:D:96:TYR:CE1	2.42	0.54
3:A:146:TYR:CE2	3:A:150:PRO:HB3	2.43	0.54
3:A:105:SER:HB2	3:A:198:HIS:CD2	2.43	0.54
3:A:180:ILE:HG12	3:A:189:VAL:HG12	1.90	0.54
4:B:46:LYS:HD3	4:B:116:PHE:CG	2.42	0.54
3:A:172:LYS:NZ	4:B:139:THR:HG21	2.24	0.54
3:A:337:TRP:CZ2	3:A:367:GLN:HB2	2.42	0.54
4:B:125:ARG:H	4:B:125:ARG:HD2	1.73	0.54
3:A:256:ASP:O	3:A:259:LYS:HB2	2.08	0.53
4:B:50:ILE:CD1	4:B:145:GLN:HB2	2.22	0.53
2:F:823:DC:H2''	2:F:824:DC:H6	1.72	0.53
4:B:212:TRP:HD1	4:B:213:GLY:N	2.06	0.53
5:C:1:ASP:N	5:C:95:PRO:HB2	2.24	0.53
5:C:2:ILE:HD13	5:C:90:GLN:NE2	2.23	0.53
5:C:6:GLN:OE1	5:C:88:CYS:N	2.42	0.53
3:A:473:THR:OG1	3:A:476:LYS:HG3	2.09	0.53
4:B:47:ILE:CD1	4:B:146:TYR:HA	2.38	0.53
5:C:166:GLN:HB2	5:C:173:TYR:CE2	2.42	0.53
3:A:341:ILE:O	3:A:349:LEU:HB2	2.08	0.53
3:A:457:TYR:CE1	3:A:465:LYS:HE2	2.43	0.53
2:F:837:DC:H4'	3:A:230:MET:CE	2.30	0.53
3:A:164:MET:O	3:A:168:LEU:HG	2.09	0.53
4:B:17:ASP:O	4:B:56:TYR:CE2	2.61	0.53
4:B:27:THR:O	4:B:31:ILE:HG13	2.08	0.53
4:B:234:LEU:O	4:B:236:PRO:HD3	2.07	0.53
3:A:328:GLU:O	3:A:339:TYR:HA	2.08	0.53
4:B:54:ASN:HD22	4:B:143:ARG:HH12	1.56	0.53
6:D:14:PRO:HA	6:D:87:VAL:O	2.09	0.53
2:F:835:DG:H4'	3:A:263:LYS:HG2	1.91	0.52
4:B:59:PRO:HG2	4:B:76:ASP:HB3	1.90	0.52
6:D:157:PRO:HD2	6:D:209:HIS:HE1	1.74	0.52
4:B:263:LYS:HG2	4:B:425:LEU:HG	1.90	0.52
4:B:11:LYS:O	4:B:85:GLN:HB3	2.09	0.52

Continued on next page...

Continued from previous page...

Atom-1	Atom-2	Interatomic distance (Å)	Clash overlap (Å)
4:B:377:THR:O	4:B:381:VAL:HG23	2.09	0.52
3:A:46:LYS:HD3	3:A:116:PHE:HD2	1.71	0.52
4:B:195:ILE:HG23	4:B:196:GLY:N	2.24	0.52
4:B:195:ILE:CG1	4:B:199:ARG:HE	2.13	0.52
4:B:263:LYS:HG2	4:B:425:LEU:HD21	1.90	0.52
4:B:266:TRP:CD1	4:B:269:GLN:NE2	2.78	0.52
5:C:2:ILE:HD11	5:C:93:LYS:CB	2.37	0.52
4:B:120:LEU:HD12	4:B:121:ASP:H	1.74	0.52
5:C:83:PHE:CE2	5:C:106:ILE:HA	2.43	0.52
3:A:96:HIS:CG	3:A:97:PRO:HD2	2.44	0.52
4:B:47:ILE:HG21	4:B:144:TYR:HB3	1.91	0.52
3:A:49:LYS:HD3	3:A:144:TYR:CE1	2.45	0.52
4:B:393:ILE:HD11	4:B:397:THR:CG2	2.40	0.52
6:D:61:TYR:CD1	6:D:61:TYR:N	2.77	0.52
3:A:325:LEU:HB2	3:A:385:LYS:HZ2	1.74	0.52
5:C:108:ARG:HG2	5:C:109:ALA:N	2.24	0.52
2:F:833:DG:H2'	2:F:834:DC:C6	2.40	0.52
3:A:4:PRO:HD2	3:A:212:TRP:O	2.10	0.52
3:A:272:PRO:O	3:A:274:ILE:HG12	2.10	0.52
4:B:58:THR:HG22	4:B:59:PRO:HD2	1.92	0.52
4:B:169:GLU:HG3	4:B:170:PRO:N	2.25	0.52
4:B:206:ARG:CG	4:B:217:PRO:HG2	2.40	0.52
5:C:147:ALA:HB3	5:C:195:ALA:HB3	1.90	0.52
6:D:32:SER:HA	6:D:55:TRP:CE2	2.45	0.52
4:B:60:VAL:HA	4:B:74:LEU:O	2.10	0.51
3:A:162:SER:OG	4:B:52:PRO:HD3	2.09	0.51
3:A:537:PRO:HG2	3:A:542:ILE:CD1	2.40	0.51
4:B:139:THR:HB	4:B:140:PRO:CD	2.37	0.51
4:B:332:GLN:OE1	4:B:424:LYS:HA	2.10	0.51
3:A:60:VAL:HG23	3:A:74:LEU:O	2.10	0.51
3:A:337:TRP:HZ2	3:A:367:GLN:HB2	1.74	0.51
4:B:189:VAL:HG21	4:B:202:ILE:HD12	1.91	0.51
5:C:1:ASP:N	5:C:93:LYS:HD2	2.26	0.51
5:C:99:GLY:O	5:C:100:GLY:C	2.48	0.51
6:D:145:MET:SD	6:D:194:PRO:CA	2.93	0.51
3:A:459:THR:HG21	3:A:463:ARG:HB3	1.93	0.51
4:B:386:THR:CG2	4:B:412:PRO:HB3	2.40	0.51
4:B:32:LYS:HG3	4:B:36:GLU:OE1	2.11	0.51
4:B:258:GLN:O	4:B:261:VAL:HG12	2.10	0.51
5:C:120:PRO:HB2	5:C:125:LEU:HD21	1.93	0.51
6:D:143:ASN:ND2	6:D:145:MET:HB2	2.25	0.51

Continued on next page...

Continued from previous page...

Atom-1	Atom-2	Interatomic distance (Å)	Clash overlap (Å)
3:A:325:LEU:HB3	3:A:387:PRO:HB3	1.91	0.51
4:B:206:ARG:HG3	4:B:217:PRO:HG2	1.92	0.51
4:B:213:GLY:O	4:B:215:THR:N	2.43	0.51
3:A:88:TRP:O	3:A:90:VAL:N	2.43	0.51
3:A:459:THR:HG22	3:A:463:ARG:N	2.25	0.51
3:A:509:GLN:N	3:A:510:PRO:CD	2.74	0.51
4:B:175:ASN:OD1	4:B:201:LYS:HD2	2.10	0.51
5:C:6:GLN:NE2	5:C:101:GLY:HA2	2.25	0.51
5:C:35:TRP:CH2	5:C:88:CYS:HB2	2.45	0.51
5:C:73:LEU:HD21	5:C:86:TYR:CD2	2.46	0.51
5:C:94:PHE:O	5:C:96:TRP:N	2.44	0.51
5:C:198:HIS:C	5:C:200:THR:H	2.14	0.51
6:D:27:PHE:CE1	6:D:99:GLN:HG3	2.45	0.51
1:E:810:DG:H2''	1:E:811:DA:H8	1.76	0.51
3:A:354:TYR:CZ	3:A:370:GLU:HB3	2.46	0.51
4:B:78:ARG:O	4:B:81:ASN:HB2	2.10	0.51
4:B:401:TRP:O	4:B:405:TYR:HD2	1.94	0.51
3:A:518:VAL:O	3:A:522:ILE:HG13	2.11	0.51
6:D:4:LEU:HD11	6:D:98:ALA:HA	1.93	0.51
1:E:812:DA:H1'	1:E:813:DC:O5'	2.10	0.50
3:A:135:ILE:O	3:A:135:ILE:HG13	2.09	0.50
3:A:473:THR:O	3:A:477:THR:HG23	2.11	0.50
3:A:420:PRO:HB2	3:A:421:PRO:CD	2.40	0.50
4:B:47:ILE:HD13	4:B:146:TYR:HA	1.94	0.50
1:E:810:DG:C4	1:E:811:DA:N7	2.80	0.50
3:A:348:ASN:HD21	3:A:351:THR:HG23	1.77	0.50
3:A:59:PRO:O	3:A:75:VAL:HG13	2.11	0.50
3:A:371:ALA:O	3:A:374:LYS:HB3	2.11	0.50
3:A:372:VAL:HA	3:A:375:ILE:HD12	1.92	0.50
3:A:407:GLN:HE21	4:B:393:ILE:HA	1.77	0.50
4:B:213:GLY:O	4:B:214:LEU:C	2.49	0.50
2:F:837:DC:C4'	3:A:230:MET:HE2	2.30	0.50
3:A:450:THR:O	3:A:451:LYS:HB2	2.11	0.50
3:A:480:GLN:NE2	3:A:483:TYR:HB3	2.27	0.50
5:C:107:LYS:HA	5:C:140:TYR:OH	2.11	0.50
4:B:44:GLU:HB3	4:B:46:LYS:HE3	1.94	0.50
5:C:200:THR:OG1	5:C:201:SER:N	2.44	0.50
4:B:388:LYS:HD3	4:B:388:LYS:N	2.25	0.50
5:C:90:GLN:HE21	5:C:92:SER:H	1.60	0.50
3:A:94:ILE:HG13	3:A:95:PRO:O	2.12	0.50
3:A:225:PRO:HA	3:A:236:PRO:HG3	1.93	0.50

Continued on next page...

Continued from previous page...

Atom-1	Atom-2	Interatomic distance (Å)	Clash overlap (Å)
3:A:378:GLU:O	3:A:382:ILE:HG12	2.12	0.50
4:B:376:THR:HB	4:B:410:TRP:CH2	2.47	0.50
5:C:133:VAL:HB	5:C:178:THR:HG23	1.94	0.50
2:F:830:DC:H2''	2:F:831:DG:H8	1.74	0.49
4:B:47:ILE:CG2	4:B:144:TYR:HB3	2.42	0.49
4:B:224:GLU:HB3	4:B:225:PRO:HD3	1.93	0.49
4:B:372:VAL:HG12	4:B:389:PHE:CD2	2.47	0.49
5:C:80:PRO:HG2	5:C:81:GLU:OE2	2.12	0.49
1:E:811:DA:C2	1:E:812:DA:C4	3.00	0.49
2:F:831:DG:C5	2:F:832:DG:N7	2.81	0.49
4:B:46:LYS:HA	4:B:148:VAL:HG13	1.94	0.49
4:B:254:VAL:HG23	4:B:292:VAL:CB	2.43	0.49
2:F:834:DC:H2'	2:F:835:DG:N7	2.24	0.49
5:C:39:LYS:HZ2	5:C:39:LYS:HB2	1.77	0.49
6:D:194:PRO:O	6:D:195:SER:C	2.50	0.49
3:A:266:TRP:CE2	3:A:269:GLN:NE2	2.80	0.49
1:E:812:DA:C4	1:E:813:DC:C5	3.01	0.49
3:A:158:ALA:HB1	4:B:52:PRO:CG	2.43	0.49
3:A:425:LEU:HD23	3:A:509:GLN:OE1	2.13	0.49
4:B:224:GLU:O	4:B:225:PRO:C	2.51	0.49
3:A:270:ILE:HD12	3:A:314:VAL:HG23	1.93	0.49
4:B:22:LYS:HD2	4:B:23:GLN:H	1.78	0.49
4:B:73:LYS:HE2	4:B:75:VAL:CG2	2.42	0.49
6:D:4:LEU:HD23	6:D:4:LEU:H	1.76	0.49
6:D:219:LYS:C	6:D:219:LYS:HD2	2.33	0.49
3:A:33:ALA:O	3:A:37:ILE:HG12	2.13	0.49
3:A:85:GLN:O	3:A:154:LYS:HE2	2.12	0.49
5:C:33:LEU:HA	5:C:89:GLN:O	2.13	0.49
5:C:163:TRP:HB3	5:C:175:MET:CB	2.35	0.49
4:B:328:GLU:OE1	4:B:430:GLU:HG2	2.13	0.49
5:C:167:ASP:O	5:C:169:LYS:N	2.46	0.49
3:A:458:VAL:HG12	3:A:459:THR:N	2.28	0.49
1:E:818:DA:N3	1:E:819:DC:C2	2.81	0.48
2:F:828:DT:H4'	2:F:828:DT:OP1	2.12	0.48
3:A:479:LEU:HD21	3:A:518:VAL:CG2	2.42	0.48
3:A:503:LEU:HD22	3:A:535:TRP:HB2	1.94	0.48
5:C:163:TRP:CE3	5:C:175:MET:SD	3.06	0.48
3:A:125:ARG:NH1	3:A:147:ASN:HD21	2.11	0.48
6:D:61:TYR:CE2	6:D:70:THR:HA	2.48	0.48
3:A:121:ASP:OD1	3:A:123:ASP:HB3	2.13	0.48
3:A:325:LEU:HB2	3:A:385:LYS:NZ	2.28	0.48

Continued on next page...

Continued from previous page...

Atom-1	Atom-2	Interatomic distance (Å)	Clash overlap (Å)
3:A:483:TYR:HA	3:A:486:LEU:HD12	1.95	0.48
4:B:103:LYS:HD2	4:B:191:SER:C	2.34	0.48
4:B:338:THR:HG22	4:B:353:LYS:HB2	1.93	0.48
6:D:1:GLN:HG2	6:D:2:ILE:H	1.78	0.48
3:A:294:PRO:O	3:A:296:THR:N	2.47	0.48
3:A:420:PRO:O	3:A:422:LEU:N	2.45	0.48
3:A:458:VAL:CG2	3:A:551:LEU:HD22	2.42	0.48
4:B:369:THR:HA	4:B:372:VAL:CG2	2.44	0.48
3:A:139:THR:HB	3:A:140:PRO:CD	2.41	0.48
6:D:18:PHE:HD2	6:D:87:VAL:HG21	1.76	0.48
2:F:823:DC:H2''	2:F:824:DC:C6	2.48	0.48
3:A:324:ASP:O	3:A:343:GLN:HG2	2.13	0.48
4:B:118:VAL:HG13	4:B:119:PRO:HD2	1.96	0.48
5:C:90:GLN:HG2	5:C:91:TYR:N	2.29	0.48
3:A:96:HIS:ND1	3:A:97:PRO:HD2	2.29	0.48
3:A:254:VAL:HG23	3:A:255:ASN:OD1	2.14	0.48
4:B:304:ALA:HA	4:B:307:ARG:NH1	2.28	0.48
4:B:366:LYS:O	4:B:370:GLU:HG3	2.12	0.48
6:D:40:ARG:HD3	6:D:95:TYR:CE2	2.49	0.48
6:D:219:LYS:H	6:D:219:LYS:NZ	2.11	0.48
1:E:801:DA:H2'	1:E:802:DT:C7	2.42	0.48
2:F:837:DC:O3'	3:A:230:MET:HA	2.13	0.48
3:A:171:PHE:CE2	3:A:205:LEU:HD13	2.49	0.48
5:C:2:ILE:CD1	5:C:93:LYS:HB3	2.41	0.48
3:A:277:ARG:HH22	3:A:334:GLN:C	2.17	0.48
6:D:147:THR:HA	6:D:191:VAL:O	2.14	0.48
3:A:240:THR:HG22	3:A:241:VAL:N	2.25	0.47
1:E:815:DG:H2''	1:E:816:DG:C8	2.49	0.47
3:A:34:LEU:HD21	3:A:62:ALA:HB2	1.96	0.47
3:A:191:SER:HG	3:A:198:HIS:CD2	2.31	0.47
4:B:230:MET:CE	6:D:104:SER:HA	2.44	0.47
4:B:421:PRO:O	4:B:425:LEU:HB2	2.14	0.47
5:C:142:LYS:HD3	5:C:163:TRP:CD1	2.49	0.47
6:D:193:VAL:HG21	6:D:198:TRP:HB2	1.97	0.47
3:A:260:LEU:HD23	3:A:279:LEU:HD13	1.96	0.47
3:A:408:ALA:HB2	4:B:337:TRP:HH2	1.80	0.47
4:B:157:PRO:HG2	4:B:158:ALA:H	1.78	0.47
3:A:260:LEU:HD23	3:A:279:LEU:CD1	2.44	0.47
3:A:395:LYS:NZ	3:A:395:LYS:HB3	2.29	0.47
4:B:329:ILE:N	4:B:329:ILE:HD12	2.28	0.47
4:B:417:VAL:HG22	4:B:418:ASN:N	2.27	0.47

Continued on next page...

Continued from previous page...

Atom-1	Atom-2	Interatomic distance (Å)	Clash overlap (Å)
5:C:150:ILE:O	5:C:151:ASP:C	2.53	0.47
4:B:55:PRO:HG2	4:B:56:TYR:CE1	2.50	0.47
5:C:167:ASP:C	5:C:169:LYS:H	2.17	0.47
3:A:221:HIS:HD2	3:A:228:LEU:H	1.62	0.47
3:A:233:GLU:O	3:A:239:TRP:HA	2.14	0.47
3:A:418:ASN:O	3:A:419:THR:HG23	2.15	0.47
4:B:220:LYS:HD2	4:B:232:TYR:CE2	2.49	0.47
6:D:17:PRO:CB	6:D:85:MET:HA	2.42	0.47
1:E:805:DC:C2'	1:E:806:DG:C8	2.89	0.47
3:A:250:ASP:O	3:A:252:TRP:N	2.45	0.47
4:B:69:THR:N	4:B:219:LYS:HZ2	2.13	0.47
4:B:166:LYS:HG2	4:B:167:ILE:N	2.30	0.47
4:B:366:LYS:HA	4:B:369:THR:HG22	1.96	0.47
6:D:85:MET:SD	6:D:85:MET:N	2.88	0.47
5:C:198:HIS:O	5:C:200:THR:N	2.46	0.47
3:A:540:LYS:CB	3:A:542:ILE:HD11	2.45	0.47
6:D:131:VAL:HG22	6:D:218:LYS:HG3	1.96	0.47
1:E:805:DC:H2'	1:E:806:DG:H8	1.72	0.47
2:F:830:DC:H2'	2:F:831:DG:C8	2.49	0.47
3:A:182:GLN:O	3:A:182:GLN:HG3	2.15	0.47
5:C:6:GLN:HB2	5:C:100:GLY:O	2.13	0.47
6:D:65:LEU:O	6:D:67:SER:N	2.48	0.47
6:D:96:TYR:N	6:D:96:TYR:CD1	2.83	0.47
3:A:88:TRP:HH2	4:B:22:LYS:HA	1.80	0.46
6:D:27:PHE:CD1	6:D:99:GLN:HG3	2.50	0.46
6:D:59:ASN:OD1	6:D:61:TYR:HE1	1.98	0.46
3:A:108:VAL:HG12	3:A:108:VAL:O	2.14	0.46
3:A:241:VAL:C	3:A:243:PRO:HD2	2.36	0.46
3:A:444:GLY:O	3:A:445:ALA:HB2	2.16	0.46
4:B:93:GLY:HA2	4:B:161:GLN:HE21	1.80	0.46
4:B:263:LYS:HG2	4:B:425:LEU:CG	2.44	0.46
3:A:376:THR:HG21	4:B:401:TRP:CH2	2.50	0.46
4:B:17:ASP:O	4:B:56:TYR:HE2	1.97	0.46
2:F:830:DC:C2'	2:F:831:DG:H8	2.29	0.46
3:A:225:PRO:CB	3:A:226:PRO:HD3	2.45	0.46
4:B:56:TYR:N	4:B:56:TYR:CD1	2.84	0.46
4:B:126:LYS:HG3	4:B:127:TYR:CD1	2.51	0.46
1:E:815:DG:H1'	1:E:816:DG:N7	2.30	0.46
2:F:837:DC:H5''	3:A:230:MET:O	2.16	0.46
3:A:420:PRO:O	3:A:422:LEU:HD23	2.16	0.46
4:B:36:GLU:O	4:B:39:THR:HG22	2.16	0.46

Continued on next page...

Continued from previous page...

Atom-1	Atom-2	Interatomic distance (Å)	Clash overlap (Å)
6:D:131:VAL:HG11	6:D:216:VAL:HG11	1.98	0.46
4:B:257:ILE:HD11	4:B:283:LEU:HG	1.97	0.46
6:D:42:PRO:HB2	6:D:45:LYS:HB2	1.97	0.46
6:D:73:LYS:HA	6:D:80:ALA:HA	1.97	0.46
3:A:465:LYS:O	3:A:466:VAL:HG23	2.16	0.46
4:B:40:GLU:HG3	4:B:44:GLU:OE2	2.15	0.46
4:B:224:GLU:O	4:B:227:PHE:CD1	2.69	0.46
3:A:225:PRO:O	3:A:236:PRO:HD3	2.16	0.46
3:A:271:TYR:HE1	3:A:312:GLU:O	1.99	0.46
4:B:191:SER:OG	4:B:193:LEU:HG	2.15	0.46
5:C:148:TRP:O	5:C:155:ALA:HA	2.15	0.46
3:A:106:VAL:HG12	3:A:107:THR:N	2.30	0.45
3:A:122:GLU:HA	3:A:125:ARG:CG	2.46	0.45
3:A:191:SER:OG	3:A:198:HIS:CD2	2.70	0.45
3:A:330:GLN:HG2	3:A:340:GLN:HE22	1.81	0.45
3:A:486:LEU:CD1	3:A:521:ILE:HG23	2.44	0.45
4:B:109:LEU:O	4:B:186:ASP:HA	2.16	0.45
3:A:86:ASP:HA	3:A:154:LYS:NZ	2.31	0.45
6:D:182:SER:O	6:D:183:ASP:HB2	2.16	0.45
1:E:803:DG:C2	1:E:804:DG:C5	3.04	0.45
4:B:16:MET:HE3	4:B:83:ARG:HD3	1.99	0.45
4:B:365:VAL:O	4:B:369:THR:HG22	2.15	0.45
5:C:148:TRP:CD2	5:C:179:LEU:HB2	2.52	0.45
6:D:31:THR:O	6:D:33:GLY:N	2.50	0.45
3:A:90:VAL:HG12	4:B:140:PRO:HB2	1.99	0.45
3:A:469:LEU:CD2	3:A:480:GLN:HG2	2.46	0.45
4:B:227:PHE:CZ	6:D:108:SER:HB2	2.52	0.45
2:F:825:DC:C2'	2:F:826:DT:C6	2.99	0.45
3:A:486:LEU:O	3:A:489:SER:HB2	2.16	0.45
4:B:239:TRP:HH2	4:B:378:GLU:HA	1.79	0.45
4:B:411:ILE:HA	4:B:412:PRO:HD3	1.79	0.45
5:C:83:PHE:CE2	5:C:106:ILE:HG12	2.52	0.45
3:A:221:HIS:CD2	3:A:228:LEU:H	2.34	0.45
3:A:521:ILE:HG22	3:A:525:LEU:HD22	1.99	0.45
3:A:12:LEU:HD23	3:A:124:PHE:HE1	1.82	0.45
3:A:54:ASN:ND2	3:A:126:LYS:HD3	2.31	0.45
3:A:98:ALA:HB1	3:A:383:TRP:HZ2	1.81	0.45
3:A:195:ILE:HG13	3:A:196:GLY:N	2.31	0.45
3:A:357:MET:O	3:A:358:ARG:C	2.53	0.45
3:A:406:TRP:HA	3:A:406:TRP:CE3	2.51	0.45
3:A:427:TYR:CE1	3:A:522:ILE:HG23	2.49	0.45

Continued on next page...

Continued from previous page...

Atom-1	Atom-2	Interatomic distance (Å)	Clash overlap (Å)
4:B:167:ILE:HG12	4:B:212:TRP:CD1	2.51	0.45
4:B:296:THR:HG22	4:B:298:GLU:H	1.81	0.45
6:D:96:TYR:N	6:D:96:TYR:HD1	2.15	0.45
2:F:825:DC:H1'	2:F:826:DT:C5'	2.46	0.45
3:A:425:LEU:H	3:A:425:LEU:CD1	2.22	0.45
3:A:509:GLN:H	3:A:510:PRO:HD3	1.80	0.45
4:B:283:LEU:HD22	4:B:283:LEU:HA	1.81	0.45
6:D:209:HIS:HA	6:D:210:PRO:HD2	1.73	0.45
2:F:832:DG:H1'	2:F:833:DG:C8	2.51	0.45
3:A:50:ILE:HD12	3:A:54:ASN:HB3	1.99	0.45
3:A:90:VAL:HG13	4:B:141:GLY:O	2.16	0.45
4:B:222:GLN:HE21	4:B:222:GLN:N	2.14	0.45
5:C:11:LEU:HD21	5:C:104:LEU:HD13	1.98	0.45
5:C:50:TYR:CE2	6:D:106:THR:HB	2.52	0.45
1:E:808:DC:OP1	3:A:353:LYS:NZ	2.46	0.44
3:A:113:ASP:O	3:A:116:PHE:N	2.50	0.44
3:A:169:GLU:N	3:A:170:PRO:HD2	2.32	0.44
3:A:523:GLU:O	3:A:526:ILE:HB	2.17	0.44
4:B:330:GLN:NE2	4:B:340:GLN:OE1	2.49	0.44
3:A:98:ALA:O	3:A:319:TYR:HB2	2.16	0.44
3:A:181:TYR:HD1	4:B:138:GLU:HG3	1.81	0.44
3:A:465:LYS:HB2	3:A:465:LYS:HZ3	1.83	0.44
4:B:325:LEU:HD12	4:B:343:GLN:HG2	2.00	0.44
4:B:339:TYR:CZ	4:B:352:GLY:HA3	2.53	0.44
5:C:2:ILE:HD12	5:C:2:ILE:H	1.82	0.44
3:A:113:ASP:O	3:A:114:ALA:C	2.56	0.44
5:C:49:TYR:CE2	5:C:53:SER:HB3	2.51	0.44
1:E:815:DG:N3	1:E:816:DG:C5	2.86	0.44
2:F:825:DC:H2''	2:F:826:DT:C6	2.52	0.44
3:A:124:PHE:CD1	3:A:127:TYR:HD2	2.36	0.44
3:A:385:LYS:HD2	3:A:386:THR:N	2.32	0.44
3:A:537:PRO:HG2	3:A:542:ILE:HD13	2.00	0.44
4:B:30:LYS:HZ1	4:B:403:THR:HB	1.80	0.44
4:B:219:LYS:HD3	4:B:219:LYS:H	1.82	0.44
6:D:173:VAL:HG13	6:D:191:VAL:CG1	2.47	0.44
2:F:821:DG:C2'	2:F:822:DT:C7	2.91	0.44
3:A:26:LEU:HD23	3:A:133:PRO:HG3	1.98	0.44
3:A:254:VAL:O	3:A:257:ILE:HB	2.17	0.44
4:B:181:TYR:HB3	4:B:188:TYR:HB2	2.00	0.44
4:B:332:GLN:HG2	4:B:426:TRP:HE3	1.82	0.44
2:F:828:DT:C2'	2:F:829:DT:C7	2.87	0.44

Continued on next page...

Continued from previous page...

Atom-1	Atom-2	Interatomic distance (Å)	Clash overlap (Å)
4:B:84:THR:CG2	4:B:85:GLN:N	2.79	0.44
5:C:38:GLN:O	5:C:84:ALA:HB1	2.18	0.44
6:D:16:GLN:O	6:D:87:VAL:HG23	2.18	0.44
6:D:61:TYR:HE2	6:D:70:THR:HA	1.83	0.44
1:E:804:DG:C2'	1:E:805:DC:O5'	2.65	0.44
3:A:113:ASP:OD1	3:A:116:PHE:HB2	2.18	0.44
3:A:235:HIS:HB3	3:A:236:PRO:CD	2.47	0.44
3:A:372:VAL:HG13	3:A:389:PHE:CZ	2.52	0.44
3:A:465:LYS:HG3	3:A:466:VAL:N	2.32	0.44
4:B:125:ARG:CG	4:B:146:TYR:O	2.65	0.44
4:B:136:ASN:O	4:B:137:ASN:HB2	2.17	0.44
4:B:201:LYS:HZ3	4:B:201:LYS:CB	2.25	0.44
3:A:90:VAL:CG1	4:B:141:GLY:H	2.27	0.44
3:A:271:TYR:CE1	3:A:314:VAL:HG22	2.52	0.44
3:A:494:ASN:HB3	4:B:289:LEU:HD23	2.00	0.44
4:B:376:THR:CG2	4:B:386:THR:HG23	2.48	0.44
3:A:317:VAL:HG22	3:A:318:TYR:N	2.32	0.44
4:B:12:LEU:HD12	4:B:12:LEU:H	1.83	0.44
3:A:17:ASP:O	3:A:83:ARG:CD	2.66	0.43
3:A:227:PHE:HB2	3:A:234:LEU:HB2	1.98	0.43
3:A:410:TRP:CD1	3:A:410:TRP:C	2.90	0.43
5:C:1:ASP:H3	5:C:93:LYS:HD2	1.81	0.43
3:A:42:GLU:OE2	3:A:49:LYS:HE2	2.17	0.43
3:A:188:TYR:CD1	3:A:188:TYR:C	2.91	0.43
3:A:193:LEU:HB3	3:A:197:GLN:HB3	1.99	0.43
4:B:189:VAL:HB	4:B:202:ILE:HD11	1.99	0.43
4:B:337:TRP:HE1	4:B:367:GLN:HB3	1.79	0.43
5:C:4:MET:SD	5:C:25:ALA:HA	2.58	0.43
6:D:164:TRP:CH2	6:D:205:CYS:HB3	2.53	0.43
3:A:87:PHE:CZ	3:A:155:GLY:HA2	2.54	0.43
3:A:115:TYR:O	3:A:149:LEU:HB2	2.18	0.43
4:B:212:TRP:CD1	4:B:213:GLY:N	2.85	0.43
5:C:39:LYS:HG3	5:C:40:PRO:CD	2.45	0.43
5:C:39:LYS:HB2	5:C:39:LYS:NZ	2.33	0.43
4:B:337:TRP:O	4:B:354:TYR:N	2.51	0.43
4:B:386:THR:HG21	4:B:412:PRO:HB3	2.00	0.43
5:C:135:PHE:CE2	6:D:190:SER:HB3	2.54	0.43
6:D:205:CYS:O	6:D:205:CYS:SG	2.76	0.43
4:B:88:TRP:CH2	4:B:92:LEU:HD22	2.53	0.43
4:B:96:HIS:NE2	4:B:382:ILE:O	2.52	0.43
4:B:155:GLY:O	4:B:158:ALA:HB3	2.19	0.43

Continued on next page...

Continued from previous page...

Atom-1	Atom-2	Interatomic distance (Å)	Clash overlap (Å)
6:D:132:TYR:CE2	6:D:153:LYS:HD3	2.41	0.43
3:A:191:SER:OG	3:A:198:HIS:NE2	2.51	0.43
3:A:434:ILE:HG12	3:A:492:GLU:OE1	2.18	0.43
4:B:39:THR:HG23	4:B:40:GLU:N	2.32	0.43
4:B:177:ASP:OD1	4:B:178:ILE:HG13	2.19	0.43
4:B:379:SER:HA	4:B:383:TRP:CZ3	2.54	0.43
2:F:825:DC:C1'	2:F:826:DT:C5'	2.96	0.43
2:F:831:DG:H2''	2:F:832:DG:H8	1.79	0.43
3:A:434:ILE:HD12	3:A:435:VAL:N	2.34	0.43
4:B:398:TRP:CZ2	4:B:402:TRP:HB2	2.54	0.43
6:D:219:LYS:H	6:D:219:LYS:HZ2	1.66	0.43
1:E:815:DG:H2''	1:E:816:DG:N7	2.34	0.43
3:A:458:VAL:HG23	3:A:551:LEU:HD22	2.00	0.43
6:D:92:THR:HG23	6:D:92:THR:O	2.19	0.43
4:B:195:ILE:CG2	4:B:196:GLY:N	2.82	0.43
1:E:810:DG:C2'	1:E:811:DA:H5'	2.41	0.43
4:B:60:VAL:HG12	4:B:75:VAL:CG2	2.29	0.43
4:B:187:LEU:HD12	4:B:187:LEU:HA	1.92	0.43
4:B:219:LYS:HB2	4:B:219:LYS:NZ	2.30	0.43
4:B:304:ALA:O	4:B:307:ARG:HB2	2.18	0.43
6:D:56:ASP:OD1	6:D:58:ASP:HB3	2.17	0.43
6:D:95:TYR:N	6:D:95:TYR:CD1	2.86	0.43
2:F:830:DC:OP1	2:F:830:DC:H4'	2.19	0.42
3:A:26:LEU:HG	3:A:34:LEU:HD11	2.01	0.42
4:B:166:LYS:O	4:B:169:GLU:HB3	2.19	0.42
4:B:286:THR:HG22	4:B:286:THR:O	2.19	0.42
5:C:125:LEU:HD13	5:C:214:CYS:HA	2.01	0.42
5:C:135:PHE:CE1	6:D:134:LEU:HD13	2.55	0.42
6:D:157:PRO:HG2	6:D:211:ALA:CB	2.49	0.42
3:A:19:PRO:HG3	3:A:80:LEU:HG	2.01	0.42
3:A:34:LEU:CD2	3:A:62:ALA:HB2	2.50	0.42
3:A:486:LEU:HD23	3:A:528:LYS:HZ2	1.83	0.42
4:B:178:ILE:HD11	4:B:201:LYS:CG	2.47	0.42
5:C:1:ASP:N	5:C:2:ILE:HD12	2.32	0.42
4:B:194:GLU:OE1	4:B:196:GLY:N	2.52	0.42
3:A:101:LYS:H	3:A:101:LYS:CD	2.23	0.42
3:A:394:GLN:HG2	3:A:416:PHE:CZ	2.54	0.42
5:C:85:THR:HG22	5:C:103:LYS:HG2	2.01	0.42
6:D:158:GLU:HB2	6:D:185:TYR:HE2	1.83	0.42
3:A:175:ASN:ND2	3:A:175:ASN:N	2.66	0.42
4:B:73:LYS:NZ	4:B:146:TYR:CE1	2.87	0.42

Continued on next page...

Continued from previous page...

Atom-1	Atom-2	Interatomic distance (Å)	Clash overlap (Å)
4:B:94:ILE:N	4:B:95:PRO:HD3	2.34	0.42
5:C:94:PHE:HZ	6:D:54:TRP:HE1	1.67	0.42
6:D:102:ILE:O	6:D:102:ILE:HG22	2.18	0.42
4:B:84:THR:HG22	4:B:85:GLN:N	2.33	0.42
4:B:398:TRP:CB	4:B:416:PHE:HE1	2.32	0.42
5:C:66:GLY:HA3	5:C:71:TYR:CD2	2.55	0.42
2:F:825:DC:C4	2:F:826:DT:C4	3.07	0.42
5:C:27:GLN:O	5:C:28:ASP:C	2.57	0.42
5:C:33:LEU:HD22	5:C:51:THR:HG23	2.02	0.42
6:D:28:SER:C	6:D:30:SER:H	2.23	0.42
6:D:144:SER:O	6:D:195:SER:N	2.53	0.42
3:A:344:GLU:HA	3:A:345:PRO:HD2	1.73	0.42
4:B:181:TYR:HE2	4:B:183:TYR:HB2	1.85	0.42
6:D:32:SER:HA	6:D:55:TRP:CD2	2.54	0.42
2:F:829:DT:H2'	2:F:830:DC:C5	2.55	0.41
3:A:277:ARG:HH22	3:A:334:GLN:N	2.18	0.41
3:A:334:GLN:NE2	3:A:512:LYS:HD3	2.35	0.41
4:B:100:LEU:HD22	4:B:181:TYR:HB2	2.02	0.41
4:B:128:THR:OG1	4:B:146:TYR:HB2	2.20	0.41
6:D:117:THR:HG22	6:D:118:SER:N	2.35	0.41
3:A:486:LEU:CD2	3:A:528:LYS:HZ2	2.33	0.41
4:B:34:LEU:HD21	4:B:60:VAL:CG2	2.48	0.41
5:C:161:ASN:ND2	5:C:163:TRP:HZ3	2.17	0.41
6:D:2:ILE:HG22	6:D:26:GLY:CA	2.49	0.41
6:D:124:ALA:HB3	6:D:156:PHE:CD1	2.55	0.41
3:A:50:ILE:CG1	3:A:143:ARG:HB3	2.51	0.41
3:A:338:THR:CG2	3:A:353:LYS:HB3	2.47	0.41
6:D:65:LEU:O	6:D:66:LYS:C	2.57	0.41
1:E:813:DC:H2''	1:E:814:DA:OP2	2.20	0.41
3:A:77:PHE:HE1	3:A:128:THR:HA	1.85	0.41
4:B:425:LEU:HD12	4:B:425:LEU:HA	1.95	0.41
5:C:75:ILE:HD12	5:C:75:ILE:H	1.85	0.41
5:C:107:LYS:HD2	5:C:140:TYR:OH	2.19	0.41
6:D:29:LEU:CD1	6:D:73:LYS:HD3	2.49	0.41
3:A:17:ASP:CG	3:A:18:GLY:H	2.23	0.41
3:A:161:GLN:O	3:A:162:SER:C	2.58	0.41
3:A:242:GLN:N	3:A:243:PRO:CD	2.83	0.41
3:A:537:PRO:HG2	3:A:542:ILE:HD11	2.03	0.41
4:B:255:ASN:HD22	4:B:289:LEU:HD11	1.86	0.41
4:B:257:ILE:HG13	4:B:258:GLN:N	2.34	0.41
4:B:350:LYS:HG2	4:B:351:THR:N	2.35	0.41

Continued on next page...

Continued from previous page...

Atom-1	Atom-2	Interatomic distance (Å)	Clash overlap (Å)
6:D:6:GLU:OE1	6:D:116:GLY:HA2	2.20	0.41
3:A:12:LEU:CD2	3:A:124:PHE:HE1	2.33	0.41
3:A:111:VAL:CG2	3:A:185:ASP:HB2	2.51	0.41
3:A:411:ILE:HG22	3:A:412:PRO:O	2.20	0.41
4:B:227:PHE:CD1	6:D:102:ILE:HD13	2.55	0.41
4:B:254:VAL:HB	4:B:289:LEU:O	2.19	0.41
4:B:263:LYS:HE3	4:B:427:TYR:CE1	2.56	0.41
6:D:113:TRP:N	6:D:113:TRP:CD1	2.87	0.41
3:A:171:PHE:CD2	3:A:205:LEU:HD13	2.56	0.41
4:B:105:SER:HA	4:B:235:HIS:HA	2.03	0.41
4:B:264:LEU:HD12	4:B:274:ILE:HG23	2.03	0.41
4:B:271:TYR:HA	4:B:272:PRO:HD2	1.94	0.41
4:B:296:THR:HG22	4:B:298:GLU:N	2.36	0.41
4:B:366:LYS:HA	4:B:369:THR:CG2	2.50	0.41
4:B:420:PRO:HG2	4:B:422:LEU:HB2	2.01	0.41
5:C:35:TRP:HB2	5:C:48:ILE:HG13	2.03	0.41
6:D:195:SER:O	6:D:196:SER:C	2.58	0.41
6:D:198:TRP:HB3	6:D:199:PRO:HD3	2.02	0.41
5:C:34:ASN:CG	6:D:109:ALA:HB2	2.41	0.41
6:D:212:SER:O	6:D:214:THR:HG23	2.20	0.41
1:E:811:DA:C2	1:E:812:DA:C5	3.08	0.41
3:A:260:LEU:O	3:A:264:LEU:HG	2.21	0.41
3:A:500:GLN:NE2	4:B:422:LEU:HD13	2.35	0.41
3:A:544:GLY:O	3:A:548:VAL:HG23	2.21	0.41
4:B:202:ILE:HD13	4:B:202:ILE:HA	1.85	0.41
4:B:326:ILE:O	4:B:341:ILE:HA	2.21	0.41
5:C:122:SER:HA	5:C:125:LEU:HD12	2.02	0.41
5:C:135:PHE:HE1	6:D:134:LEU:HD13	1.86	0.41
5:C:204:PRO:O	5:C:206:VAL:HG23	2.21	0.41
6:D:132:TYR:HD2	6:D:151:LEU:HD23	1.86	0.41
6:D:140:ALA:O	6:D:142:THR:HG23	2.21	0.41
6:D:164:TRP:O	6:D:169:LEU:HB2	2.21	0.41
3:A:100:LEU:HD12	3:A:101:LYS:H	1.86	0.41
3:A:132:ILE:HA	3:A:133:PRO:HD2	1.82	0.41
4:B:7:THR:HG23	4:B:7:THR:O	2.20	0.41
4:B:195:ILE:CG1	4:B:199:ARG:HH21	2.34	0.41
4:B:199:ARG:NH1	4:B:229:TRP:CZ3	2.79	0.41
1:E:804:DG:H2''	1:E:805:DC:H5'	2.02	0.40
3:A:88:TRP:CH2	4:B:22:LYS:HA	2.56	0.40
3:A:214:LEU:HD22	3:A:214:LEU:N	2.36	0.40
4:B:23:GLN:OE1	4:B:59:PRO:HA	2.22	0.40

Continued on next page...

Continued from previous page...

Atom-1	Atom-2	Interatomic distance (Å)	Clash overlap (Å)
5:C:19:VAL:HG21	5:C:78:LEU:HD11	2.02	0.40
5:C:37:GLN:HB3	5:C:47:LEU:HD11	2.03	0.40
5:C:118:PHE:HA	5:C:119:PRO:HD3	1.73	0.40
1:E:807:DC:H2''	1:E:808:DC:O5'	2.20	0.40
3:A:294:PRO:C	3:A:296:THR:N	2.74	0.40
4:B:124:PHE:O	4:B:124:PHE:CD1	2.75	0.40
4:B:220:LYS:HD3	4:B:220:LYS:HA	1.75	0.40
5:C:6:GLN:HE22	5:C:102:THR:N	2.20	0.40
1:E:817:DG:C2'	1:E:818:DA:H5'	2.47	0.40
2:F:825:DC:C5	2:F:826:DT:H73	2.56	0.40
3:A:154:LYS:O	3:A:157:PRO:HD2	2.21	0.40
3:A:410:TRP:CG	3:A:411:ILE:N	2.89	0.40
3:A:418:ASN:OD1	3:A:422:LEU:HD11	2.22	0.40
3:A:532:TYR:CG	3:A:533:LEU:N	2.89	0.40
4:B:120:LEU:HD13	4:B:149:LEU:HD23	2.02	0.40
4:B:195:ILE:O	4:B:199:ARG:HD2	2.21	0.40
4:B:328:GLU:O	4:B:339:TYR:HA	2.22	0.40
4:B:373:GLN:HG2	4:B:406:TRP:CH2	2.56	0.40
3:A:76:ASP:C	3:A:78:ARG:H	2.24	0.40
3:A:109:LEU:HD23	3:A:220:LYS:HB3	2.03	0.40
4:B:239:TRP:CZ3	4:B:382:ILE:HD11	2.55	0.40
4:B:342:TYR:CD1	4:B:342:TYR:C	2.94	0.40
5:C:47:LEU:HA	5:C:58:VAL:HG21	2.04	0.40
3:A:38:CYS:HB3	3:A:144:TYR:CE2	2.57	0.40
3:A:548:VAL:HA	3:A:551:LEU:HB3	2.03	0.40
4:B:96:HIS:CE1	4:B:382:ILE:O	2.74	0.40
4:B:279:LEU:HD21	4:B:303:LEU:HD11	2.03	0.40
6:D:59:ASN:HD22	6:D:59:ASN:H	1.70	0.40

There are no symmetry-related clashes.

5.3 Torsion angles [\(i\)](#)

5.3.1 Protein backbone [\(i\)](#)

In the following table, the Percentiles column shows the percent Ramachandran outliers of the chain as a percentile score with respect to all X-ray entries followed by that with respect to entries of similar resolution.

The Analysed column shows the number of residues for which the backbone conformation was analysed, and the total number of residues.

Mol	Chain	Analysed	Favoured	Allowed	Outliers	Percentiles	
3	A	556/558 (100%)	428 (77%)	104 (19%)	24 (4%)	2	8
4	B	428/430 (100%)	337 (79%)	70 (16%)	21 (5%)	2	7
5	C	212/214 (99%)	171 (81%)	29 (14%)	12 (6%)	1	5
6	D	218/220 (99%)	173 (79%)	32 (15%)	13 (6%)	1	4
All	All	1414/1422 (99%)	1109 (78%)	235 (17%)	70 (5%)	2	6

All (70) Ramachandran outliers are listed below:

Mol	Chain	Res	Type
3	A	63	ILE
3	A	85	GLN
3	A	136	ASN
3	A	247	PRO
3	A	251	SER
3	A	272	PRO
3	A	345	PRO
4	B	69	THR
4	B	225	PRO
4	B	243	PRO
4	B	247	PRO
5	C	138	ASN
5	C	143	ASP
5	C	168	SER
5	C	199	LYS
6	D	32	SER
6	D	195	SER
3	A	77	PHE
3	A	89	GLU
3	A	215	THR
3	A	226	PRO
3	A	419	THR
4	B	214	LEU
4	B	224	GLU
4	B	227	PHE
5	C	61	ALA
5	C	76	SER
5	C	100	GLY
5	C	110	ASP
5	C	211	ALA
6	D	89	THR
6	D	138	SER
6	D	197	THR

Continued on next page...

Continued from previous page...

Mol	Chain	Res	Type
3	A	290	THR
3	A	295	LEU
3	A	296	THR
3	A	405	TYR
3	A	421	PRO
4	B	240	THR
4	B	360	ALA
4	B	429	LEU
5	C	200	THR
6	D	66	LYS
6	D	180	LEU
6	D	196	SER
3	A	129	ALA
4	B	184	MET
4	B	316	GLY
4	B	404	GLU
6	D	105	VAL
3	A	14	PRO
3	A	157	PRO
3	A	291	GLU
3	A	426	TRP
5	C	7	THR
5	C	151	ASP
4	B	154	LYS
4	B	263	LYS
4	B	355	ALA
4	B	382	ILE
6	D	170	SER
3	A	241	VAL
6	D	158	GLU
4	B	140	PRO
4	B	133	PRO
4	B	321	PRO
6	D	156	PHE
3	A	244	ILE
4	B	273	GLY
6	D	17	PRO

5.3.2 Protein sidechains [i](#)

In the following table, the Percentiles column shows the percent sidechain outliers of the chain as a percentile score with respect to all X-ray entries followed by that with respect to entries of similar

resolution.

The Analysed column shows the number of residues for which the sidechain conformation was analysed, and the total number of residues.

Mol	Chain	Analysed	Rotameric	Outliers	Percentiles	
3	A	414/498 (83%)	356 (86%)	58 (14%)	3	11
4	B	350/392 (89%)	305 (87%)	45 (13%)	4	13
5	C	182/182 (100%)	152 (84%)	30 (16%)	2	7
6	D	191/191 (100%)	165 (86%)	26 (14%)	3	11
All	All	1137/1263 (90%)	978 (86%)	159 (14%)	3	11

All (159) residues with a non-rotameric sidechain are listed below:

Mol	Chain	Res	Type
3	A	10	VAL
3	A	11	LYS
3	A	22	LYS
3	A	27	THR
3	A	80	LEU
3	A	86	ASP
3	A	94	ILE
3	A	101	LYS
3	A	113	ASP
3	A	147	ASN
3	A	156	SER
3	A	164	MET
3	A	165	THR
3	A	169	GLU
3	A	173	LYS
3	A	175	ASN
3	A	185	ASP
3	A	188	TYR
3	A	197	GLN
3	A	208	HIS
3	A	210	LEU
3	A	216	THR
3	A	219	LYS
3	A	221	HIS
3	A	230	MET
3	A	241	VAL
3	A	320	ASP
3	A	326	ILE

Continued on next page...

Continued from previous page...

Mol	Chain	Res	Type
3	A	329	ILE
3	A	338	THR
3	A	340	GLN
3	A	346	PHE
3	A	353	LYS
3	A	356	ARG
3	A	357	MET
3	A	364	ASP
3	A	365	VAL
3	A	382	ILE
3	A	385	LYS
3	A	386	THR
3	A	395	LYS
3	A	397	THR
3	A	405	TYR
3	A	406	TRP
3	A	407	GLN
3	A	410	TRP
3	A	418	ASN
3	A	419	THR
3	A	425	LEU
3	A	426	TRP
3	A	452	LEU
3	A	469	LEU
3	A	488	ASP
3	A	491	LEU
3	A	515	SER
3	A	523	GLU
3	A	525	LEU
3	A	549	ASP
4	B	12	LEU
4	B	27	THR
4	B	36	GLU
4	B	50	ILE
4	B	58	THR
4	B	63	ILE
4	B	70	LYS
4	B	72	ARG
4	B	88	TRP
4	B	107	THR
4	B	109	LEU
4	B	123	ASP

Continued on next page...

Continued from previous page...

Mol	Chain	Res	Type
4	B	142	ILE
4	B	169	GLU
4	B	175	ASN
4	B	179	VAL
4	B	189	VAL
4	B	201	LYS
4	B	205	LEU
4	B	210	LEU
4	B	216	THR
4	B	218	ASP
4	B	219	LYS
4	B	222	GLN
4	B	223	LYS
4	B	228	LEU
4	B	233	GLU
4	B	235	HIS
4	B	237	ASP
4	B	239	TRP
4	B	265	ASN
4	B	283	LEU
4	B	332	GLN
4	B	334	GLN
4	B	340	GLN
4	B	348	ASN
4	B	351	THR
4	B	353	LYS
4	B	357	MET
4	B	362	THR
4	B	364	ASP
4	B	365	VAL
4	B	376	THR
4	B	385	LYS
4	B	394	GLN
5	C	3	GLN
5	C	11	LEU
5	C	17	ASP
5	C	22	SER
5	C	30	SER
5	C	33	LEU
5	C	37	GLN
5	C	39	LYS
5	C	41	GLU

Continued on next page...

Continued from previous page...

Mol	Chain	Res	Type
5	C	50	TYR
5	C	51	THR
5	C	53	SER
5	C	63	SER
5	C	73	LEU
5	C	77	ASN
5	C	90	GLN
5	C	97	THR
5	C	110	ASP
5	C	142	LYS
5	C	165	ASP
5	C	174	SER
5	C	178	THR
5	C	184	ASP
5	C	185	GLU
5	C	187	GLU
5	C	197	THR
5	C	199	LYS
5	C	201	SER
5	C	208	SER
5	C	210	ASN
6	D	2	ILE
6	D	3	THR
6	D	6	GLU
6	D	7	SER
6	D	36	VAL
6	D	59	ASN
6	D	61	TYR
6	D	62	ASN
6	D	68	ARG
6	D	73	LYS
6	D	85	MET
6	D	95	TYR
6	D	96	TYR
6	D	100	SER
6	D	103	THR
6	D	107	ASP
6	D	108	SER
6	D	130	SER
6	D	141	GLN
6	D	150	CYS
6	D	153	LYS

Continued on next page...

Continued from previous page...

Mol	Chain	Res	Type
6	D	188	SER
6	D	191	VAL
6	D	205	CYS
6	D	219	LYS
6	D	220	ILE

Sometimes sidechains can be flipped to improve hydrogen bonding and reduce clashes. All (23) such sidechains are listed below:

Mol	Chain	Res	Type
3	A	147	ASN
3	A	175	ASN
3	A	208	HIS
3	A	258	GLN
3	A	334	GLN
3	A	348	ASN
3	A	361	HIS
3	A	480	GLN
3	A	520	GLN
3	A	545	ASN
4	B	54	ASN
4	B	222	GLN
4	B	255	ASN
4	B	334	GLN
4	B	418	ASN
5	C	37	GLN
5	C	90	GLN
5	C	137	ASN
5	C	138	ASN
5	C	190	ASN
5	C	198	HIS
6	D	41	GLN
6	D	59	ASN

5.3.3 RNA [i](#)

There are no RNA molecules in this entry.

5.4 Non-standard residues in protein, DNA, RNA chains [i](#)

There are no non-standard protein/DNA/RNA residues in this entry.

5.5 Carbohydrates [i](#)

There are no monosaccharides in this entry.

5.6 Ligand geometry [i](#)

There are no ligands in this entry.

5.7 Other polymers [i](#)

There are no such residues in this entry.

5.8 Polymer linkage issues [i](#)

There are no chain breaks in this entry.

6 Fit of model and data

6.1 Protein, DNA and RNA chains

In the following table, the column labelled ‘#RSRZ > 2’ contains the number (and percentage) of RSRZ outliers, followed by percent RSRZ outliers for the chain as percentile scores relative to all X-ray entries and entries of similar resolution. The OWAB column contains the minimum, median, 95th percentile and maximum values of the occupancy-weighted average B-factor per residue. The column labelled ‘Q < 0.9’ lists the number of (and percentage) of residues with an average occupancy less than 0.9.

Mol	Chain	Analysed	<RSRZ>	#RSRZ>2	OWAB(Å ²)	Q<0.9
1	E	19/19 (100%)	0.13	0 100 100	54, 67, 83, 83	0
2	F	18/18 (100%)	-0.08	0 100 100	60, 70, 79, 82	0
3	A	558/558 (100%)	0.35	26 (4%) 31 22	3, 47, 71, 79	0
4	B	430/430 (100%)	0.28	15 (3%) 44 34	3, 21, 65, 91	0
5	C	214/214 (100%)	0.29	3 (1%) 75 70	7, 34, 61, 70	0
6	D	220/220 (100%)	0.18	3 (1%) 75 70	3, 23, 43, 68	0
All	All	1459/1459 (100%)	0.29	47 (3%) 47 37	3, 35, 68, 91	0

All (47) RSRZ outliers are listed below:

Mol	Chain	Res	Type	RSRZ
4	B	427	TYR	9.3
3	A	294	PRO	6.9
3	A	554	ALA	5.2
4	B	92	LEU	4.6
4	B	289	LEU	4.5
4	B	429	LEU	4.4
3	A	553	SER	4.0
4	B	1	PRO	3.9
3	A	67	ASP	3.8
5	C	209	PHE	3.8
3	A	137	ASN	3.5
5	C	192	TYR	3.3
4	B	428	GLN	3.1
3	A	346	PHE	3.1
3	A	90	VAL	3.0
3	A	68	SER	2.9
6	D	207	VAL	2.8
3	A	251	SER	2.8
3	A	69	THR	2.7

Continued on next page...

Continued from previous page...

Mol	Chain	Res	Type	RSRZ
3	A	543	GLY	2.7
4	B	250	ASP	2.7
4	B	93	GLY	2.6
3	A	109	LEU	2.6
3	A	316	GLY	2.6
6	D	138	SER	2.6
5	C	137	ASN	2.6
4	B	425	LEU	2.5
3	A	1	PRO	2.4
4	B	419	THR	2.4
4	B	291	GLU	2.4
6	D	141	GLN	2.4
3	A	503	LEU	2.3
3	A	288	ALA	2.2
3	A	139	THR	2.2
4	B	271	TYR	2.2
3	A	217	PRO	2.2
3	A	440	PHE	2.2
3	A	133	PRO	2.1
4	B	100	LEU	2.1
3	A	483	TYR	2.1
3	A	460	ASN	2.1
3	A	422	LEU	2.1
3	A	434	ILE	2.1
3	A	75	VAL	2.1
4	B	358	ARG	2.1
4	B	89	GLU	2.0
3	A	293	ILE	2.0

6.2 Non-standard residues in protein, DNA, RNA chains [i](#)

There are no non-standard protein/DNA/RNA residues in this entry.

6.3 Carbohydrates [i](#)

There are no monosaccharides in this entry.

6.4 Ligands [i](#)

There are no ligands in this entry.

6.5 Other polymers [i](#)

There are no such residues in this entry.