



Full wwPDB X-ray Structure Validation Report ⓘ

Nov 1, 2021 – 10:54 PM EDT

PDB ID : 1HQX
Title : R308K ARGINASE VARIANT
Authors : Lavulo, L.T.; Sossong Jr., T.M.; Brigham-Burke, M.R.; Doyle, M.L.; Cox, J.D.; Christianson, D.W.; Ash, D.E.
Deposited on : 2000-12-20
Resolution : 3.00 Å(reported)

This is a Full wwPDB X-ray Structure Validation Report for a publicly released PDB entry.

We welcome your comments at validation@mail.wwpdb.org

A user guide is available at

<https://www.wwpdb.org/validation/2017/XrayValidationReportHelp>

with specific help available everywhere you see the ⓘ symbol.

The following versions of software and data (see [references ⓘ](#)) were used in the production of this report:

MolProbity : 4.02b-467
Xtrriage (Phenix) : **NOT EXECUTED**
EDS : **NOT EXECUTED**
Percentile statistics : 20191225.v01 (using entries in the PDB archive December 25th 2019)
Ideal geometry (proteins) : Engh & Huber (2001)
Ideal geometry (DNA, RNA) : Parkinson et al. (1996)
Validation Pipeline (wwPDB-VP) : 2.23.2

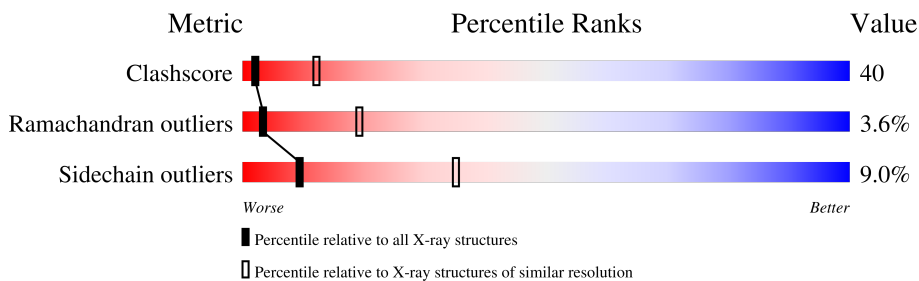
1 Overall quality at a glance

The following experimental techniques were used to determine the structure:

X-RAY DIFFRACTION

The reported resolution of this entry is 3.00 Å.

Percentile scores (ranging between 0-100) for global validation metrics of the entry are shown in the following graphic. The table shows the number of entries on which the scores are based.



Metric	Whole archive (#Entries)	Similar resolution (#Entries, resolution range(Å))
Clashscore	141614	2416 (3.00-3.00)
Ramachandran outliers	138981	2333 (3.00-3.00)
Sidechain outliers	138945	2336 (3.00-3.00)

The table below summarises the geometric issues observed across the polymeric chains and their fit to the electron density. The red, orange, yellow and green segments of the lower bar indicate the fraction of residues that contain outliers for ≥ 3 , 2, 1 and 0 types of geometric quality criteria respectively. A grey segment represents the fraction of residues that are not modelled. The numeric value for each fraction is indicated below the corresponding segment, with a dot representing fractions $\leq 5\%$.

Note EDS was not executed.

Mol	Chain	Length	Quality of chain
1	A	323	 38% 52% 6% . .
1	B	323	 37% 53% 7% . .
1	C	323	 37% 53% 7% . .

2 Entry composition [i](#)

There are 3 unique types of molecules in this entry. The entry contains 7214 atoms, of which 0 are hydrogens and 0 are deuteriums.

In the tables below, the ZeroOcc column contains the number of atoms modelled with zero occupancy, the AltConf column contains the number of residues with at least one atom in alternate conformation and the Trace column contains the number of residues modelled with at most 2 atoms.

- Molecule 1 is a protein called ARGINASE.

Mol	Chain	Residues	Atoms					ZeroOcc	AltConf	Trace
			Total	C	N	O	S			
1	A	314	2393	1528	403	455	7	0	0	0
1	B	314	2393	1528	403	455	7	0	0	0
1	C	314	2393	1528	403	455	7	0	0	0

There are 3 discrepancies between the modelled and reference sequences:

Chain	Residue	Modelled	Actual	Comment	Reference
A	308	LYS	ARG	engineered mutation	UNP P07824
B	308	LYS	ARG	engineered mutation	UNP P07824
C	308	LYS	ARG	engineered mutation	UNP P07824

- Molecule 2 is MANGANESE (II) ION (three-letter code: MN) (formula: Mn).

Mol	Chain	Residues	Atoms		ZeroOcc	AltConf
			Total	Mn		
2	A	2	2	2	0	0
2	B	2	2	2	0	0
2	C	2	2	2	0	0

- Molecule 3 is water.

Mol	Chain	Residues	Atoms		ZeroOcc	AltConf
			Total	O		
3	A	10	10	10	0	0
3	B	9	9	9	0	0

Continued on next page...

Continued from previous page...

Mol	Chain	Residues	Atoms		ZeroOcc	AltConf
3	C	10	Total	O	0	0
			10	10		

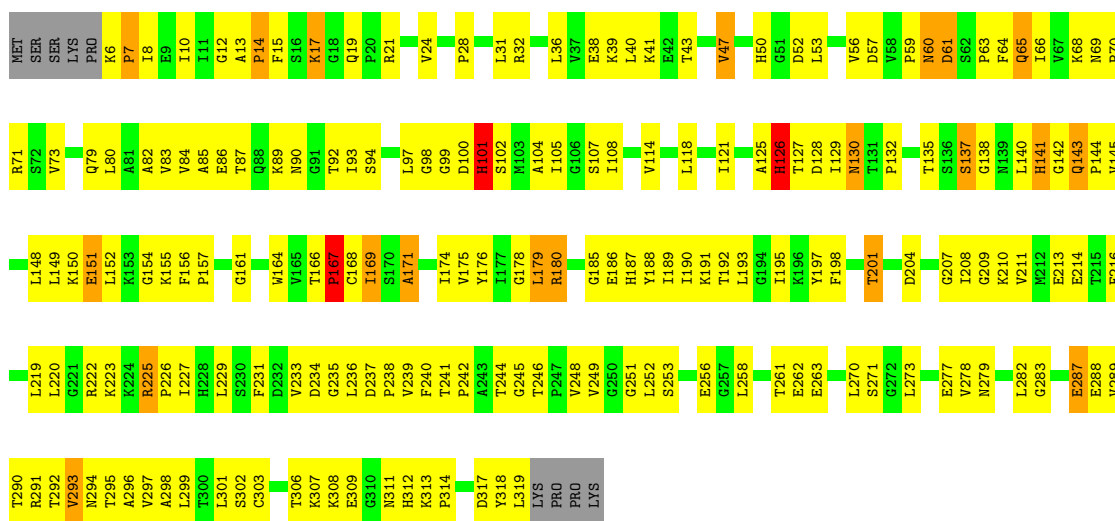
3 Residue-property plots

These plots are drawn for all protein, RNA, DNA and oligosaccharide chains in the entry. The first graphic for a chain summarises the proportions of the various outlier classes displayed in the second graphic. The second graphic shows the sequence view annotated by issues in geometry. Residues are color-coded according to the number of geometric quality criteria for which they contain at least one outlier: green = 0, yellow = 1, orange = 2 and red = 3 or more. Stretches of 2 or more consecutive residues without any outlier are shown as a green connector. Residues present in the sample, but not in the model, are shown in grey.

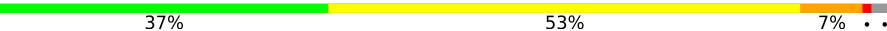
Note EDS was not executed.

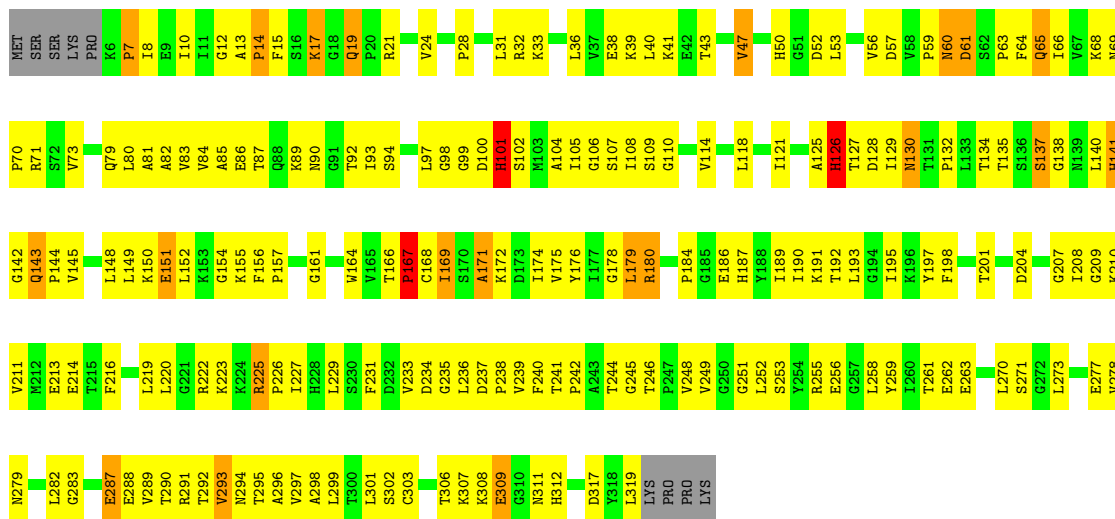
• Molecule 1: ARGINASE

Chain A: 



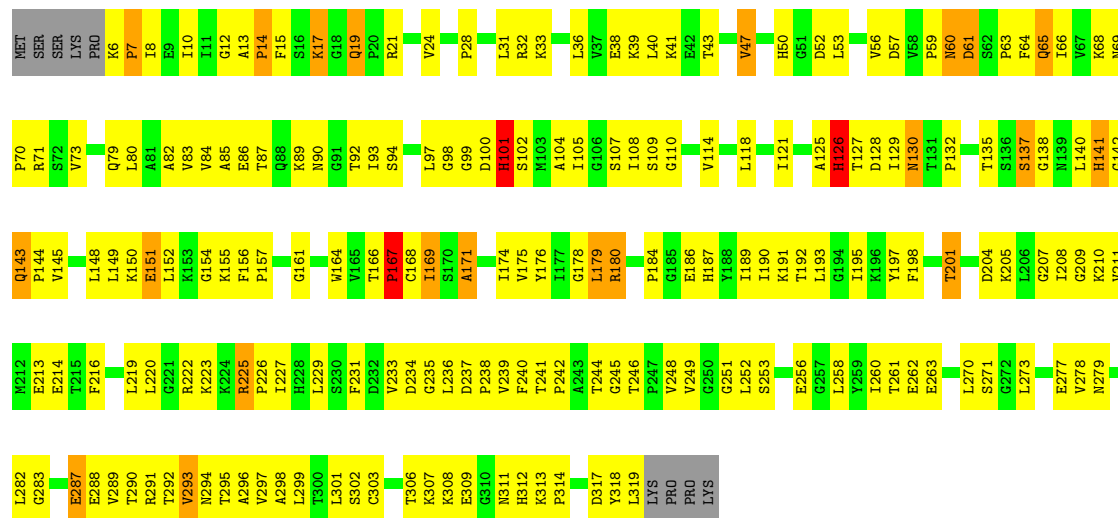
• Molecule 1: ARGINASE

Chain B: 



- Molecule 1: ARGINASE

Chain C:  37% 53% 7% ..



4 Data and refinement statistics

Xtrriage (Phenix) and EDS were not executed - this section is therefore incomplete.

Property	Value	Source
Space group	P 32	Depositor
Cell constants a, b, c, α , β , γ	87.86Å 87.86Å 112.10Å 90.00° 90.00° 120.00°	Depositor
Resolution (Å)	20.00 – 3.00	Depositor
% Data completeness (in resolution range)	(Not available) (20.00-3.00)	Depositor
R_{merge}	0.09	Depositor
R_{sym}	(Not available)	Depositor
Refinement program	CNS	Depositor
R, R_{free}	0.263 , 0.296	Depositor
Estimated twinning fraction	No twinning to report.	Xtrriage
Total number of atoms	7214	wwPDB-VP
Average B, all atoms (Å ²)	65.0	wwPDB-VP

5 Model quality [i](#)

5.1 Standard geometry [i](#)

Bond lengths and bond angles in the following residue types are not validated in this section: MN

The Z score for a bond length (or angle) is the number of standard deviations the observed value is removed from the expected value. A bond length (or angle) with $|Z| > 5$ is considered an outlier worth inspection. RMSZ is the root-mean-square of all Z scores of the bond lengths (or angles).

Mol	Chain	Bond lengths		Bond angles	
		RMSZ	# Z >5	RMSZ	# Z >5
1	A	0.57	4/2446 (0.2%)	0.70	1/3322 (0.0%)
1	B	0.57	4/2446 (0.2%)	0.71	1/3322 (0.0%)
1	C	0.57	4/2446 (0.2%)	0.71	1/3322 (0.0%)
All	All	0.57	12/7338 (0.2%)	0.71	3/9966 (0.0%)

All (12) bond length outliers are listed below:

Mol	Chain	Res	Type	Atoms	Z	Observed(Å)	Ideal(Å)
1	C	94	SER	C-N	11.22	1.59	1.34
1	A	94	SER	C-N	11.20	1.59	1.34
1	B	94	SER	C-N	11.18	1.59	1.34
1	B	99	GLY	C-N	-10.89	1.08	1.34
1	C	99	GLY	C-N	-10.88	1.09	1.34
1	A	99	GLY	C-N	-10.87	1.09	1.34
1	B	126	HIS	CA-CB	-7.72	1.36	1.53
1	C	126	HIS	CA-CB	-7.70	1.37	1.53
1	A	126	HIS	CA-CB	-7.70	1.37	1.53
1	C	101	HIS	CA-CB	-5.74	1.41	1.53
1	A	101	HIS	CA-CB	-5.72	1.41	1.53
1	B	101	HIS	CA-CB	-5.70	1.41	1.53

All (3) bond angle outliers are listed below:

Mol	Chain	Res	Type	Atoms	Z	Observed(°)	Ideal(°)
1	B	137	SER	N-CA-C	-5.17	97.03	111.00
1	C	137	SER	N-CA-C	-5.17	97.05	111.00
1	A	137	SER	N-CA-C	-5.16	97.07	111.00

There are no chirality outliers.

There are no planarity outliers.

5.2 Too-close contacts

In the following table, the Non-H and H(model) columns list the number of non-hydrogen atoms and hydrogen atoms in the chain respectively. The H(added) column lists the number of hydrogen atoms added and optimized by MolProbity. The Clashes column lists the number of clashes within the asymmetric unit, whereas Symm-Clashes lists symmetry-related clashes.

Mol	Chain	Non-H	H(model)	H(added)	Clashes	Symm-Clashes
1	A	2393	0	2419	197	0
1	B	2393	0	2419	202	0
1	C	2393	0	2419	200	0
2	A	2	0	0	0	0
2	B	2	0	0	0	0
2	C	2	0	0	0	0
3	A	10	0	0	2	0
3	B	9	0	0	2	0
3	C	10	0	0	2	0
All	All	7214	0	7257	581	0

The all-atom clashscore is defined as the number of clashes found per 1000 atoms (including hydrogen atoms). The all-atom clashscore for this structure is 40.

All (581) close contacts within the same asymmetric unit are listed below, sorted by their clash magnitude.

Atom-1	Atom-2	Interatomic distance (Å)	Clash overlap (Å)
1:C:222:ARG:HG3	1:C:223:LYS:H	1.36	0.91
1:A:222:ARG:HG3	1:A:223:LYS:H	1.36	0.90
1:B:222:ARG:HG3	1:B:223:LYS:H	1.36	0.88
1:A:290:THR:HG22	1:A:294:ASN:HD21	1.40	0.86
1:C:290:THR:HG22	1:C:294:ASN:HD21	1.40	0.86
1:B:290:THR:HG22	1:B:294:ASN:HD21	1.40	0.86
1:C:143:GLN:N	1:C:144:PRO:HD3	1.92	0.85
1:B:143:GLN:N	1:B:144:PRO:HD3	1.92	0.85
1:A:143:GLN:N	1:A:144:PRO:HD3	1.92	0.83
1:B:237:ASP:OD1	1:B:239:VAL:HG23	1.79	0.83
1:A:237:ASP:OD1	1:A:239:VAL:HG23	1.79	0.82
1:C:237:ASP:OD1	1:C:239:VAL:HG23	1.79	0.82
1:C:28:PRO:HG3	1:C:97:LEU:O	1.82	0.80
1:B:28:PRO:HG3	1:B:97:LEU:O	1.82	0.79
1:A:28:PRO:HG3	1:A:97:LEU:O	1.82	0.79
1:A:61:ASP:OD1	1:A:71:ARG:HB2	1.83	0.78
1:A:233:VAL:HG12	1:A:277:GLU:HB2	1.65	0.78
1:C:61:ASP:OD1	1:C:71:ARG:HB2	1.83	0.78

Continued on next page...

Continued from previous page...

Atom-1	Atom-2	Interatomic distance (Å)	Clash overlap (Å)
1:C:233:VAL:HG12	1:C:277:GLU:HB2	1.65	0.78
1:B:61:ASP:OD1	1:B:71:ARG:HB2	1.83	0.78
1:B:148:LEU:HB3	1:B:169:ILE:HD11	1.67	0.77
1:B:233:VAL:HG12	1:B:277:GLU:HB2	1.65	0.77
1:A:307:LYS:H	1:A:311:ASN:HD21	1.32	0.77
1:B:307:LYS:H	1:B:311:ASN:HD21	1.31	0.77
1:C:307:LYS:H	1:C:311:ASN:HD21	1.31	0.76
1:C:135:THR:HB	1:C:137:SER:O	1.86	0.76
1:C:148:LEU:HB3	1:C:169:ILE:HD11	1.67	0.76
1:C:279:ASN:HB3	1:C:282:LEU:HD12	1.68	0.75
1:B:135:THR:HB	1:B:137:SER:O	1.86	0.75
1:A:135:THR:HB	1:A:137:SER:O	1.86	0.74
1:B:279:ASN:HB3	1:B:282:LEU:HD12	1.68	0.74
1:A:68:LYS:HZ2	1:A:138:GLY:H	1.35	0.74
1:A:279:ASN:HB3	1:A:282:LEU:HD12	1.68	0.74
1:A:148:LEU:HB3	1:A:169:ILE:HD11	1.67	0.74
1:A:150:LYS:HB2	1:A:151:GLU:OE1	1.88	0.74
1:C:150:LYS:HB2	1:C:151:GLU:OE1	1.87	0.73
1:C:210:LYS:HE3	1:C:214:GLU:OE2	1.88	0.73
1:B:210:LYS:HE3	1:B:214:GLU:OE2	1.88	0.73
1:A:28:PRO:HD3	1:A:98:GLY:O	1.89	0.73
1:B:150:LYS:HB2	1:B:151:GLU:OE1	1.88	0.73
1:C:28:PRO:HD3	1:C:98:GLY:O	1.89	0.73
1:A:210:LYS:HE3	1:A:214:GLU:OE2	1.88	0.73
1:B:28:PRO:HD3	1:B:98:GLY:O	1.89	0.73
1:C:40:LEU:O	1:C:43:THR:HG23	1.90	0.72
1:B:68:LYS:NZ	1:B:138:GLY:H	1.88	0.72
1:A:68:LYS:NZ	1:A:138:GLY:H	1.88	0.72
1:A:180:ARG:HG3	1:A:248:VAL:HG11	1.72	0.72
1:A:287:GLU:HG3	1:A:288:GLU:N	2.04	0.72
1:B:262:GLU:OE1	1:C:201:THR:HG23	1.90	0.72
1:C:287:GLU:HG3	1:C:288:GLU:N	2.04	0.72
1:A:244:THR:HG22	1:A:245:GLY:N	2.05	0.72
1:A:40:LEU:O	1:A:43:THR:HG23	1.90	0.71
1:C:244:THR:HG22	1:C:245:GLY:N	2.05	0.71
1:B:180:ARG:HG3	1:B:248:VAL:HG11	1.72	0.71
1:C:180:ARG:HG3	1:C:248:VAL:HG11	1.72	0.71
1:C:68:LYS:NZ	1:C:138:GLY:H	1.88	0.71
1:B:40:LEU:O	1:B:43:THR:HG23	1.90	0.70
1:C:143:GLN:N	1:C:144:PRO:CD	2.55	0.70
1:B:244:THR:HG22	1:B:245:GLY:N	2.05	0.70

Continued on next page...

Continued from previous page...

Atom-1	Atom-2	Interatomic distance (Å)	Clash overlap (Å)
1:C:15:PHE:CZ	1:C:17:LYS:HB2	2.27	0.70
1:A:15:PHE:CZ	1:A:17:LYS:HB2	2.27	0.70
1:B:287:GLU:HG3	1:B:288:GLU:N	2.04	0.69
1:B:244:THR:HG22	1:B:246:THR:H	1.58	0.69
1:C:143:GLN:H	1:C:144:PRO:HD3	1.57	0.69
1:B:15:PHE:CZ	1:B:17:LYS:HB2	2.27	0.69
1:B:143:GLN:N	1:B:144:PRO:CD	2.55	0.69
1:A:244:THR:HG22	1:A:246:THR:H	1.58	0.69
1:A:143:GLN:N	1:A:144:PRO:CD	2.55	0.69
1:B:180:ARG:HH11	1:B:248:VAL:HB	1.57	0.69
1:C:244:THR:HG22	1:C:246:THR:H	1.58	0.69
1:A:188:TYR:CD2	1:C:318:TYR:HB2	2.27	0.68
1:C:169:ILE:HD13	1:C:169:ILE:N	2.09	0.68
1:A:169:ILE:HD13	1:A:169:ILE:N	2.09	0.68
1:A:143:GLN:H	1:A:144:PRO:HD3	1.57	0.68
1:B:143:GLN:H	1:B:144:PRO:HD3	1.57	0.67
1:A:180:ARG:HH11	1:A:248:VAL:HB	1.57	0.67
1:A:290:THR:HG22	1:A:294:ASN:ND2	2.10	0.67
1:B:169:ILE:HD13	1:B:169:ILE:N	2.09	0.67
1:B:290:THR:HG22	1:B:294:ASN:ND2	2.10	0.67
1:C:180:ARG:HH11	1:C:248:VAL:HB	1.57	0.67
1:B:36:LEU:O	1:B:36:LEU:HD12	1.95	0.67
1:B:311:ASN:O	1:C:184:PRO:HA	1.95	0.66
1:C:36:LEU:HD12	1:C:36:LEU:O	1.95	0.66
1:A:36:LEU:HD12	1:A:36:LEU:O	1.95	0.66
1:A:233:VAL:HG22	1:A:241:THR:HB	1.78	0.66
1:C:118:LEU:C	1:C:118:LEU:HD12	2.17	0.65
1:C:290:THR:HG22	1:C:294:ASN:ND2	2.10	0.65
1:A:118:LEU:C	1:A:118:LEU:HD12	2.17	0.65
1:B:233:VAL:HG22	1:B:241:THR:HB	1.78	0.65
1:C:233:VAL:HG22	1:C:241:THR:HB	1.78	0.64
1:B:118:LEU:HD12	1:B:118:LEU:C	2.17	0.64
1:A:201:THR:HG23	1:C:262:GLU:OE1	1.98	0.63
1:A:108:ILE:HD12	1:A:148:LEU:HD13	1.80	0.63
1:A:258:LEU:O	1:A:262:GLU:HB2	1.99	0.63
1:B:258:LEU:O	1:B:262:GLU:HB2	1.99	0.63
1:C:258:LEU:O	1:C:262:GLU:HB2	1.99	0.63
1:C:180:ARG:NH1	1:C:248:VAL:HB	2.14	0.63
1:B:180:ARG:NH1	1:B:248:VAL:HB	2.14	0.62
1:B:108:ILE:HD12	1:B:148:LEU:HD13	1.80	0.62
1:C:289:VAL:O	1:C:293:VAL:HG23	2.00	0.62

Continued on next page...

Continued from previous page...

Atom-1	Atom-2	Interatomic distance (Å)	Clash overlap (Å)
1:A:180:ARG:NH1	1:A:248:VAL:HB	2.14	0.62
1:A:192:THR:HG22	1:A:193:LEU:HD12	1.82	0.62
1:C:41:LYS:HA	1:C:47:VAL:HG21	1.82	0.62
1:A:289:VAL:O	1:A:293:VAL:HG23	2.00	0.61
1:B:41:LYS:HA	1:B:47:VAL:HG21	1.82	0.61
1:C:192:THR:HG22	1:C:193:LEU:HD12	1.82	0.61
1:C:128:ASP:HB3	1:C:144:PRO:HD2	1.82	0.61
1:A:41:LYS:HA	1:A:47:VAL:HG21	1.82	0.61
1:C:171:ALA:HB1	1:C:195:ILE:HG12	1.81	0.61
1:B:222:ARG:CG	1:B:223:LYS:H	2.13	0.61
1:A:171:ALA:HB1	1:A:195:ILE:HG12	1.81	0.61
1:B:289:VAL:O	1:B:293:VAL:HG23	2.00	0.61
1:C:108:ILE:HD12	1:C:148:LEU:HD13	1.80	0.61
1:B:128:ASP:HB3	1:B:144:PRO:HD2	1.82	0.61
1:A:128:ASP:HB3	1:A:144:PRO:HD2	1.82	0.61
1:B:171:ALA:HB1	1:B:195:ILE:HG12	1.81	0.61
1:C:10:ILE:HD12	1:C:10:ILE:N	2.16	0.60
1:C:53:LEU:HD11	1:C:80:LEU:HA	1.83	0.60
1:A:53:LEU:HD11	1:A:80:LEU:HA	1.83	0.60
1:B:192:THR:HG22	1:B:193:LEU:HD12	1.82	0.60
1:A:10:ILE:HD12	1:A:10:ILE:N	2.16	0.60
1:B:307:LYS:H	1:B:311:ASN:ND2	2.00	0.60
1:B:10:ILE:N	1:B:10:ILE:HD12	2.17	0.60
1:A:308:LYS:O	1:B:180:ARG:HA	2.02	0.59
1:B:53:LEU:HD11	1:B:80:LEU:HA	1.83	0.59
1:C:222:ARG:CG	1:C:223:LYS:H	2.13	0.59
1:B:68:LYS:HZ2	1:B:138:GLY:H	1.50	0.59
1:C:239:VAL:HG12	1:C:239:VAL:O	2.02	0.59
1:C:307:LYS:H	1:C:311:ASN:ND2	2.00	0.59
1:A:307:LYS:H	1:A:311:ASN:ND2	2.00	0.59
1:A:236:LEU:HD12	1:A:252:LEU:HB2	1.85	0.59
1:B:239:VAL:HG12	1:B:239:VAL:O	2.02	0.59
1:C:151:GLU:CD	1:C:151:GLU:H	2.06	0.59
1:C:236:LEU:HD12	1:C:252:LEU:HB2	1.85	0.59
1:B:150:LYS:HD3	1:B:167:PRO:O	2.03	0.59
1:A:130:ASN:ND2	1:A:186:GLU:HG3	2.19	0.58
1:A:239:VAL:HG12	1:A:239:VAL:O	2.02	0.58
1:B:130:ASN:ND2	1:B:186:GLU:HG3	2.19	0.58
1:B:261:THR:HB	1:B:303:CYS:SG	2.44	0.58
1:C:68:LYS:HZ2	1:C:138:GLY:H	1.52	0.58
1:A:261:THR:HB	1:A:303:CYS:SG	2.44	0.58

Continued on next page...

Continued from previous page...

Atom-1	Atom-2	Interatomic distance (Å)	Clash overlap (Å)
1:B:151:GLU:CD	1:B:151:GLU:H	2.06	0.58
1:C:261:THR:HB	1:C:303:CYS:SG	2.44	0.58
1:A:70:PRO:HG2	1:A:71:ARG:H	1.68	0.58
1:B:236:LEU:HD12	1:B:252:LEU:HB2	1.85	0.58
1:A:150:LYS:HD3	1:A:167:PRO:O	2.03	0.58
1:A:261:THR:OG1	1:A:302:SER:HB3	2.04	0.58
1:C:102:SER:HB3	1:C:141:HIS:HA	1.86	0.58
1:A:151:GLU:H	1:A:151:GLU:CD	2.06	0.58
1:A:102:SER:HB3	1:A:141:HIS:HA	1.86	0.58
1:B:93:ILE:HG23	1:B:271:SER:O	2.03	0.58
1:C:87:THR:HA	1:C:90:ASN:HD22	1.68	0.58
1:B:70:PRO:HG2	1:B:71:ARG:H	1.68	0.57
1:C:13:ALA:O	1:C:15:PHE:N	2.37	0.57
1:C:93:ILE:HG23	1:C:271:SER:O	2.03	0.57
1:B:13:ALA:O	1:B:15:PHE:N	2.37	0.57
1:C:150:LYS:HD3	1:C:167:PRO:O	2.03	0.57
1:C:261:THR:OG1	1:C:302:SER:HB3	2.04	0.57
1:A:244:THR:CG2	1:A:245:GLY:N	2.68	0.57
1:A:32:ARG:NH1	1:A:52:ASP:OD1	2.37	0.57
1:A:180:ARG:NH2	1:A:251:GLY:HA3	2.19	0.57
1:C:130:ASN:ND2	1:C:186:GLU:HG3	2.19	0.57
1:B:244:THR:CG2	1:B:245:GLY:N	2.68	0.57
1:C:180:ARG:NH2	1:C:251:GLY:HA3	2.19	0.57
1:C:244:THR:CG2	1:C:245:GLY:N	2.68	0.57
1:B:87:THR:HA	1:B:90:ASN:HD22	1.68	0.57
1:A:87:THR:HA	1:A:90:ASN:HD22	1.68	0.57
1:B:32:ARG:NH1	1:B:52:ASP:OD1	2.37	0.57
1:B:180:ARG:NH2	1:B:251:GLY:HA3	2.19	0.57
1:A:234:ASP:HB3	1:A:244:THR:HG21	1.88	0.56
1:A:12:GLY:HA3	1:A:52:ASP:OD1	2.05	0.56
1:B:102:SER:HB3	1:B:141:HIS:HA	1.86	0.56
1:C:12:GLY:HA3	1:C:52:ASP:OD1	2.05	0.56
1:A:13:ALA:O	1:A:15:PHE:N	2.37	0.56
1:B:12:GLY:HA3	1:B:52:ASP:OD1	2.05	0.56
1:C:70:PRO:HG2	1:C:71:ARG:H	1.68	0.56
1:A:86:GLU:O	1:A:89:LYS:HB3	2.06	0.56
1:B:261:THR:OG1	1:B:302:SER:HB3	2.04	0.56
1:C:32:ARG:NH1	1:C:52:ASP:OD1	2.37	0.56
1:C:86:GLU:O	1:C:89:LYS:HB3	2.06	0.56
1:C:166:THR:O	1:C:167:PRO:C	2.43	0.56
1:C:237:ASP:OD1	1:C:238:PRO:HD2	2.06	0.56

Continued on next page...

Continued from previous page...

Atom-1	Atom-2	Interatomic distance (Å)	Clash overlap (Å)
1:C:307:LYS:N	1:C:311:ASN:HD21	2.03	0.56
1:A:293:VAL:O	1:A:296:ALA:HB3	2.06	0.56
1:A:166:THR:O	1:A:167:PRO:C	2.43	0.56
1:B:237:ASP:OD1	1:B:238:PRO:HD2	2.06	0.56
1:C:234:ASP:HB3	1:C:244:THR:HG21	1.88	0.56
1:A:174:ILE:HG12	1:A:175:VAL:N	2.21	0.56
1:A:93:ILE:HG23	1:A:271:SER:O	2.03	0.55
1:B:174:ILE:HG12	1:B:175:VAL:N	2.21	0.55
1:B:291:ARG:O	1:B:295:THR:HG23	2.06	0.55
1:B:86:GLU:O	1:B:89:LYS:HB3	2.06	0.55
1:A:253:SER:OG	1:A:256:GLU:HG3	2.07	0.55
1:B:166:THR:O	1:B:167:PRO:C	2.43	0.55
1:A:279:ASN:CB	1:A:282:LEU:HD12	2.37	0.55
1:B:154:GLY:C	1:B:156:PHE:H	2.10	0.55
1:B:190:ILE:HG13	1:B:191:LYS:N	2.22	0.55
1:B:253:SER:OG	1:B:256:GLU:HG3	2.07	0.55
1:B:259:TYR:CE1	1:C:205:LYS:HB2	2.42	0.55
1:C:169:ILE:HD13	1:C:169:ILE:H	1.72	0.55
1:C:154:GLY:C	1:C:156:PHE:H	2.10	0.55
1:C:174:ILE:HG12	1:C:175:VAL:N	2.21	0.55
1:C:150:LYS:HG2	1:C:169:ILE:O	2.07	0.54
1:C:279:ASN:CB	1:C:282:LEU:HD12	2.37	0.54
1:B:234:ASP:HB3	1:B:244:THR:HG21	1.88	0.54
1:B:293:VAL:O	1:B:296:ALA:HB3	2.06	0.54
1:A:237:ASP:OD1	1:A:238:PRO:HD2	2.06	0.54
1:C:291:ARG:O	1:C:295:THR:HG23	2.06	0.54
1:A:66:ILE:O	1:A:68:LYS:HG3	2.07	0.54
1:C:220:LEU:HD11	1:C:227:ILE:HD11	1.90	0.54
1:C:293:VAL:O	1:C:296:ALA:HB3	2.06	0.54
1:B:56:VAL:HG23	1:B:56:VAL:O	2.08	0.54
1:B:220:LEU:HD11	1:B:227:ILE:HD11	1.90	0.54
1:A:169:ILE:HD13	1:A:169:ILE:H	1.72	0.54
1:A:291:ARG:O	1:A:295:THR:HG23	2.06	0.54
1:B:150:LYS:HG2	1:B:169:ILE:O	2.07	0.54
1:B:307:LYS:N	1:B:311:ASN:HD21	2.03	0.54
1:A:150:LYS:HG2	1:A:169:ILE:O	2.07	0.54
1:A:154:GLY:C	1:A:156:PHE:H	2.10	0.54
1:B:279:ASN:CB	1:B:282:LEU:HD12	2.37	0.54
1:A:190:ILE:HG13	1:A:191:LYS:N	2.22	0.54
1:C:253:SER:OG	1:C:256:GLU:HG3	2.07	0.54
1:A:38:GLU:O	1:A:41:LYS:HB2	2.08	0.54

Continued on next page...

Continued from previous page...

Atom-1	Atom-2	Interatomic distance (Å)	Clash overlap (Å)
1:A:145:VAL:HG21	1:A:176:TYR:OH	2.08	0.54
1:B:66:ILE:O	1:B:68:LYS:HG3	2.07	0.54
1:C:180:ARG:NH2	1:C:235:GLY:O	2.41	0.54
1:B:145:VAL:HG21	1:B:176:TYR:OH	2.08	0.53
1:C:145:VAL:HG21	1:C:176:TYR:OH	2.08	0.53
1:C:190:ILE:HG13	1:C:191:LYS:N	2.22	0.53
1:A:220:LEU:HD11	1:A:227:ILE:HD11	1.90	0.53
1:B:169:ILE:HD13	1:B:169:ILE:H	1.72	0.53
1:C:66:ILE:O	1:C:68:LYS:HG3	2.07	0.53
1:B:38:GLU:O	1:B:41:LYS:HB2	2.08	0.53
1:B:180:ARG:HD2	1:B:248:VAL:HG12	1.89	0.53
1:B:262:GLU:OE1	1:B:308:LYS:HE2	2.09	0.53
1:A:180:ARG:NH2	1:A:235:GLY:O	2.41	0.53
1:B:180:ARG:NH2	1:B:235:GLY:O	2.41	0.53
1:B:240:PHE:CE2	1:B:253:SER:HA	2.44	0.53
1:C:180:ARG:HD2	1:C:248:VAL:HG12	1.89	0.53
1:C:262:GLU:OE1	1:C:308:LYS:HE2	2.09	0.53
1:C:38:GLU:O	1:C:41:LYS:HB2	2.08	0.53
1:C:56:VAL:HG23	1:C:56:VAL:O	2.08	0.53
1:A:56:VAL:HG23	1:A:56:VAL:O	2.08	0.53
1:A:148:LEU:O	1:A:169:ILE:HD13	2.09	0.53
1:A:307:LYS:N	1:A:311:ASN:HD21	2.03	0.53
1:A:240:PHE:CE2	1:A:253:SER:HA	2.44	0.52
1:A:262:GLU:OE1	1:A:308:LYS:HE2	2.09	0.52
1:B:148:LEU:O	1:B:169:ILE:HD13	2.09	0.52
1:B:244:THR:HG23	1:B:277:GLU:HB3	1.91	0.52
1:B:262:GLU:OE1	1:C:201:THR:CG2	2.57	0.52
1:C:244:THR:HG23	1:C:277:GLU:HB3	1.91	0.52
1:A:180:ARG:HD2	1:A:248:VAL:HG12	1.89	0.52
1:A:233:VAL:HG13	1:A:244:THR:OG1	2.10	0.52
1:C:148:LEU:O	1:C:169:ILE:HD13	2.09	0.52
1:C:240:PHE:CE2	1:C:253:SER:HA	2.44	0.52
1:A:244:THR:HG23	1:A:277:GLU:HB3	1.91	0.52
1:B:118:LEU:HD12	1:B:118:LEU:O	2.10	0.52
1:C:150:LYS:HA	1:C:167:PRO:HB3	1.92	0.52
1:C:208:ILE:HG23	1:C:209:GLY:N	2.25	0.52
1:A:118:LEU:HD12	1:A:118:LEU:O	2.10	0.51
1:B:233:VAL:HG13	1:B:244:THR:OG1	2.10	0.51
1:C:233:VAL:HG13	1:C:244:THR:OG1	2.10	0.51
1:A:150:LYS:HA	1:A:167:PRO:HB3	1.92	0.51
1:B:105:ILE:HA	1:B:148:LEU:HD11	1.92	0.51

Continued on next page...

Continued from previous page...

Atom-1	Atom-2	Interatomic distance (Å)	Clash overlap (Å)
1:B:283:GLY:HA3	1:B:289:VAL:HG23	1.91	0.51
1:C:105:ILE:HA	1:C:148:LEU:HD11	1.92	0.51
1:A:222:ARG:CG	1:A:223:LYS:H	2.13	0.51
1:B:208:ILE:HG23	1:B:209:GLY:N	2.25	0.51
1:C:118:LEU:HD12	1:C:118:LEU:O	2.10	0.51
1:C:283:GLY:HA3	1:C:289:VAL:HG23	1.91	0.51
1:A:208:ILE:HG23	1:A:209:GLY:N	2.25	0.51
1:A:283:GLY:HA3	1:A:289:VAL:HG23	1.91	0.51
1:B:31:LEU:HD13	1:B:97:LEU:HD22	1.93	0.51
1:B:150:LYS:HA	1:B:167:PRO:HB3	1.92	0.51
1:A:140:LEU:C	1:A:142:GLY:H	2.14	0.51
1:C:31:LEU:HD13	1:C:97:LEU:HD22	1.93	0.51
1:C:140:LEU:C	1:C:142:GLY:H	2.14	0.50
1:B:151:GLU:OE1	1:B:151:GLU:N	2.40	0.50
1:A:8:ILE:HD13	1:A:93:ILE:HB	1.94	0.50
1:A:63:PRO:HG3	3:A:603:HOH:O	2.12	0.50
1:B:148:LEU:HB3	1:B:169:ILE:CD1	2.39	0.50
1:C:178:GLY:O	1:C:179:LEU:C	2.50	0.50
1:A:79:GLN:O	1:A:82:ALA:HB3	2.12	0.50
1:B:225:ARG:HG3	1:B:225:ARG:HH11	1.76	0.50
1:B:140:LEU:C	1:B:142:GLY:H	2.14	0.49
1:C:79:GLN:O	1:C:82:ALA:HB3	2.12	0.49
1:C:148:LEU:HB3	1:C:169:ILE:CD1	2.39	0.49
1:A:225:ARG:HG3	1:A:225:ARG:HH11	1.77	0.49
1:B:8:ILE:HD13	1:B:93:ILE:HB	1.94	0.49
1:A:105:ILE:HA	1:A:148:LEU:HD11	1.92	0.49
1:B:63:PRO:HG3	3:B:613:HOH:O	2.12	0.49
1:C:225:ARG:HG3	1:C:225:ARG:HH11	1.77	0.49
1:C:127:THR:HA	1:C:176:TYR:CE1	2.47	0.49
1:B:104:ALA:O	1:B:108:ILE:HG13	2.13	0.49
1:A:222:ARG:HG3	1:A:223:LYS:N	2.17	0.49
1:B:79:GLN:O	1:B:82:ALA:HB3	2.12	0.49
1:B:180:ARG:CZ	1:B:251:GLY:HA3	2.43	0.49
1:B:306:THR:HA	1:B:311:ASN:HD21	1.78	0.49
1:A:31:LEU:HD13	1:A:97:LEU:HD22	1.93	0.49
1:A:127:THR:HA	1:A:176:TYR:CE1	2.47	0.49
1:B:127:THR:HA	1:B:176:TYR:CE1	2.47	0.49
1:B:178:GLY:O	1:B:179:LEU:C	2.50	0.49
1:C:104:ALA:O	1:C:108:ILE:HG13	2.13	0.49
1:C:8:ILE:HD13	1:C:93:ILE:HB	1.94	0.49
1:A:261:THR:OG1	1:A:302:SER:CB	2.61	0.49

Continued on next page...

Continued from previous page...

Atom-1	Atom-2	Interatomic distance (Å)	Clash overlap (Å)
1:A:69:ASN:O	1:A:73:VAL:HG23	2.13	0.48
1:B:85:ALA:O	1:B:114:VAL:HG21	2.13	0.48
1:A:180:ARG:CZ	1:A:251:GLY:HA3	2.42	0.48
1:C:69:ASN:O	1:C:73:VAL:HG23	2.13	0.48
1:A:85:ALA:O	1:A:114:VAL:HG21	2.13	0.48
1:A:104:ALA:O	1:A:108:ILE:HG13	2.13	0.48
1:A:148:LEU:HB3	1:A:169:ILE:CD1	2.39	0.48
1:A:151:GLU:OE1	1:A:151:GLU:N	2.40	0.48
1:C:63:PRO:HG3	3:C:622:HOH:O	2.12	0.48
1:C:261:THR:OG1	1:C:302:SER:CB	2.61	0.48
1:A:64:PHE:O	1:A:65:GLN:HB2	2.14	0.48
1:A:307:LYS:HD2	3:A:609:HOH:O	2.14	0.48
1:B:261:THR:OG1	1:B:302:SER:CB	2.61	0.48
1:A:7:PRO:HG2	1:A:92:THR:HG22	1.96	0.48
1:A:7:PRO:HG2	1:A:92:THR:HA	1.95	0.48
1:A:306:THR:HA	1:A:311:ASN:HD21	1.78	0.48
1:B:100:ASP:OD2	1:B:100:ASP:C	2.52	0.48
1:B:149:LEU:HD23	1:B:169:ILE:O	2.14	0.48
1:B:295:THR:O	1:B:298:ALA:HB3	2.13	0.48
1:A:295:THR:O	1:A:298:ALA:HB3	2.13	0.48
1:A:311:ASN:O	1:B:184:PRO:HA	2.14	0.48
1:B:307:LYS:HD2	3:B:618:HOH:O	2.14	0.48
1:C:7:PRO:HG2	1:C:92:THR:HG22	1.96	0.48
1:C:85:ALA:O	1:C:114:VAL:HG21	2.13	0.48
1:C:149:LEU:HD23	1:C:169:ILE:O	2.14	0.48
1:A:130:ASN:HB3	1:A:135:THR:HG23	1.96	0.48
1:A:178:GLY:O	1:A:179:LEU:C	2.50	0.48
1:B:69:ASN:O	1:B:73:VAL:HG23	2.13	0.48
1:C:295:THR:O	1:C:298:ALA:HB3	2.13	0.48
1:A:149:LEU:HD23	1:A:169:ILE:O	2.14	0.47
1:C:299:LEU:O	1:C:302:SER:HB3	2.14	0.47
1:C:306:THR:HA	1:C:311:ASN:HD21	1.78	0.47
1:B:64:PHE:O	1:B:65:GLN:HB2	2.14	0.47
1:B:299:LEU:O	1:B:302:SER:HB3	2.14	0.47
1:A:70:PRO:HG2	1:A:71:ARG:HG3	1.96	0.47
1:C:100:ASP:C	1:C:100:ASP:OD2	2.52	0.47
1:C:84:VAL:HG21	1:C:107:SER:HA	1.96	0.47
1:C:180:ARG:CZ	1:C:251:GLY:HA3	2.42	0.47
1:A:299:LEU:O	1:A:302:SER:HB3	2.14	0.47
1:A:208:ILE:CG2	1:A:209:GLY:N	2.78	0.47
1:A:225:ARG:HG3	1:A:225:ARG:NH1	2.30	0.47

Continued on next page...

Continued from previous page...

Atom-1	Atom-2	Interatomic distance (Å)	Clash overlap (Å)
1:B:7:PRO:HG2	1:B:92:THR:HA	1.95	0.47
1:B:216:PHE:HE2	1:B:263:GLU:HB3	1.80	0.47
1:C:7:PRO:HG2	1:C:92:THR:HA	1.95	0.47
1:C:70:PRO:HG2	1:C:71:ARG:HG3	1.96	0.47
1:A:187:HIS:NE2	1:A:191:LYS:HG3	2.30	0.47
1:B:7:PRO:HG2	1:B:92:THR:HG22	1.96	0.47
1:B:225:ARG:HG3	1:B:225:ARG:NH1	2.29	0.47
1:B:283:GLY:HA3	1:B:289:VAL:CG2	2.45	0.47
1:C:39:LYS:HD3	1:C:301:LEU:HD11	1.97	0.47
1:C:130:ASN:HB3	1:C:135:THR:HG23	1.96	0.47
1:B:84:VAL:HG21	1:B:107:SER:HA	1.96	0.47
1:A:306:THR:HA	1:A:311:ASN:ND2	2.30	0.47
1:B:208:ILE:CG2	1:B:209:GLY:N	2.78	0.47
1:B:309:GLU:OE2	1:C:187:HIS:NE2	2.48	0.47
1:C:169:ILE:N	1:C:169:ILE:CD1	2.78	0.47
1:A:216:PHE:HE2	1:A:263:GLU:HB3	1.80	0.47
1:B:132:PRO:HD2	1:B:156:PHE:CD2	2.50	0.47
1:C:225:ARG:HG3	1:C:225:ARG:NH1	2.29	0.47
1:C:283:GLY:HA3	1:C:289:VAL:CG2	2.45	0.47
1:C:306:THR:HA	1:C:311:ASN:ND2	2.30	0.47
1:A:84:VAL:HG21	1:A:107:SER:HA	1.96	0.46
1:A:100:ASP:OD2	1:A:100:ASP:C	2.52	0.46
1:A:132:PRO:HD2	1:A:156:PHE:CD2	2.50	0.46
1:A:197:TYR:C	1:A:197:TYR:CD1	2.88	0.46
1:B:70:PRO:HG2	1:B:71:ARG:HG3	1.96	0.46
1:B:151:GLU:OE2	1:B:171:ALA:N	2.36	0.46
1:B:197:TYR:CD1	1:B:197:TYR:C	2.89	0.46
1:B:306:THR:HA	1:B:311:ASN:ND2	2.30	0.46
1:C:93:ILE:HD13	1:C:270:LEU:O	2.15	0.46
1:C:208:ILE:CG2	1:C:209:GLY:N	2.78	0.46
1:C:216:PHE:HE2	1:C:263:GLU:HB3	1.80	0.46
1:C:64:PHE:O	1:C:65:GLN:HB2	2.14	0.46
1:A:219:LEU:O	1:A:220:LEU:HD23	2.16	0.46
1:B:93:ILE:HD13	1:B:270:LEU:O	2.15	0.46
1:C:307:LYS:HD2	3:C:628:HOH:O	2.14	0.46
1:B:129:ILE:HG12	1:B:129:ILE:O	2.16	0.46
1:B:130:ASN:HB3	1:B:135:THR:HG23	1.96	0.46
1:B:187:HIS:NE2	1:B:191:LYS:HG3	2.30	0.46
1:C:197:TYR:CD1	1:C:197:TYR:C	2.88	0.46
1:C:219:LEU:O	1:C:220:LEU:HD23	2.16	0.46
1:C:19:GLN:O	1:C:19:GLN:HG3	2.15	0.46

Continued on next page...

Continued from previous page...

Atom-1	Atom-2	Interatomic distance (Å)	Clash overlap (Å)
1:C:187:HIS:NE2	1:C:191:LYS:HG3	2.30	0.46
1:C:258:LEU:HD23	1:C:258:LEU:HA	1.81	0.46
1:C:222:ARG:HG3	1:C:223:LYS:N	2.17	0.46
1:B:53:LEU:CD2	1:B:83:VAL:HG21	2.46	0.46
1:B:219:LEU:O	1:B:220:LEU:HD23	2.16	0.46
1:C:132:PRO:HD2	1:C:156:PHE:CD2	2.50	0.46
1:B:308:LYS:O	1:C:180:ARG:HA	2.16	0.46
1:B:308:LYS:NZ	1:C:204:ASP:OD2	2.34	0.46
1:A:287:GLU:CG	1:A:288:GLU:N	2.77	0.46
1:B:198:PHE:CG	1:B:211:VAL:HG13	2.51	0.46
1:C:186:GLU:O	1:C:190:ILE:HG23	2.16	0.46
1:A:93:ILE:HD13	1:A:270:LEU:O	2.15	0.45
1:C:53:LEU:CD2	1:C:83:VAL:HG21	2.46	0.45
1:C:129:ILE:HG12	1:C:129:ILE:O	2.16	0.45
1:A:198:PHE:CG	1:A:211:VAL:HG13	2.51	0.45
1:A:226:PRO:HB3	1:A:271:SER:HB2	1.98	0.45
1:B:169:ILE:N	1:B:169:ILE:CD1	2.78	0.45
1:A:53:LEU:CD2	1:A:83:VAL:HG21	2.46	0.45
1:A:129:ILE:HG12	1:A:129:ILE:O	2.16	0.45
1:B:19:GLN:HG3	1:B:19:GLN:O	2.15	0.45
1:C:198:PHE:CG	1:C:211:VAL:HG13	2.51	0.45
1:C:226:PRO:HB3	1:C:271:SER:HB2	1.97	0.45
1:B:39:LYS:HD3	1:B:301:LEU:HD11	1.97	0.45
1:A:258:LEU:HD23	1:A:299:LEU:HD23	1.99	0.45
1:B:258:LEU:HD23	1:B:299:LEU:HD23	1.99	0.45
1:C:161:GLY:O	1:C:164:TRP:CD1	2.70	0.45
1:A:39:LYS:HD3	1:A:301:LEU:HD11	1.97	0.45
1:C:297:VAL:O	1:C:301:LEU:HG	2.17	0.45
1:B:186:GLU:O	1:B:190:ILE:HG23	2.16	0.45
1:A:186:GLU:O	1:A:190:ILE:HG23	2.16	0.45
1:A:283:GLY:HA3	1:A:289:VAL:CG2	2.45	0.45
1:B:28:PRO:HD3	1:B:98:GLY:C	2.37	0.45
1:C:244:THR:CG2	1:C:245:GLY:H	2.30	0.45
1:A:19:GLN:O	1:A:19:GLN:HG3	2.15	0.45
1:A:161:GLY:O	1:A:164:TRP:CD1	2.70	0.45
1:A:169:ILE:N	1:A:169:ILE:CD1	2.78	0.45
1:A:297:VAL:O	1:A:301:LEU:HG	2.17	0.45
1:B:161:GLY:O	1:B:164:TRP:CD1	2.70	0.44
1:B:222:ARG:HG3	1:B:223:LYS:N	2.17	0.44
1:B:297:VAL:O	1:B:301:LEU:HG	2.17	0.44
1:C:108:ILE:HD12	1:C:148:LEU:CD1	2.48	0.44

Continued on next page...

Continued from previous page...

Atom-1	Atom-2	Interatomic distance (Å)	Clash overlap (Å)
1:B:198:PHE:CD2	1:B:211:VAL:HG13	2.52	0.44
1:B:226:PRO:HB3	1:B:271:SER:HB2	1.98	0.44
1:C:151:GLU:OE1	1:C:151:GLU:N	2.40	0.44
1:C:171:ALA:CB	1:C:195:ILE:HG12	2.47	0.44
1:A:244:THR:CG2	1:A:245:GLY:H	2.30	0.44
1:B:171:ALA:CB	1:B:195:ILE:HG12	2.47	0.44
1:A:28:PRO:HD3	1:A:98:GLY:C	2.37	0.44
1:C:140:LEU:C	1:C:142:GLY:N	2.71	0.44
1:A:17:LYS:N	1:A:17:LYS:HE3	2.33	0.44
1:B:8:ILE:HG22	1:B:10:ILE:HD12	2.00	0.44
1:C:244:THR:HG22	1:C:245:GLY:H	1.80	0.44
1:A:52:ASP:O	1:A:53:LEU:C	2.55	0.44
1:A:180:ARG:NH1	1:A:248:VAL:O	2.51	0.44
1:B:262:GLU:OE1	1:B:308:LYS:HG3	2.17	0.44
1:C:28:PRO:HD3	1:C:98:GLY:C	2.37	0.44
1:A:125:ALA:HB3	1:A:126:HIS:CE1	2.53	0.44
1:A:198:PHE:CD2	1:A:211:VAL:HG13	2.52	0.44
1:A:262:GLU:OE1	1:A:308:LYS:HG3	2.17	0.44
1:B:52:ASP:O	1:B:53:LEU:C	2.55	0.44
1:B:149:LEU:HD23	1:B:149:LEU:HA	1.72	0.44
1:B:180:ARG:NH1	1:B:248:VAL:O	2.51	0.44
1:C:180:ARG:NH1	1:C:248:VAL:O	2.51	0.44
1:A:188:TYR:HD2	1:C:318:TYR:HB2	1.82	0.44
1:B:28:PRO:CG	1:B:97:LEU:O	2.62	0.44
1:B:140:LEU:C	1:B:142:GLY:N	2.71	0.44
1:B:244:THR:CG2	1:B:245:GLY:H	2.30	0.44
1:C:17:LYS:N	1:C:17:LYS:HE3	2.33	0.44
1:C:258:LEU:HD23	1:C:299:LEU:HD23	1.98	0.44
1:A:240:PHE:O	1:A:242:PRO:HD2	2.18	0.43
1:B:19:GLN:OE1	1:B:24:VAL:HG22	2.18	0.43
1:B:125:ALA:HB3	1:B:126:HIS:CE1	2.53	0.43
1:B:150:LYS:HE2	1:B:168:CYS:C	2.39	0.43
1:C:33:LYS:HE3	1:C:33:LYS:HA	2.00	0.43
1:C:198:PHE:CD2	1:C:211:VAL:HG13	2.52	0.43
1:A:31:LEU:HD12	1:A:97:LEU:HB3	2.00	0.43
1:A:149:LEU:HD23	1:A:149:LEU:HA	1.72	0.43
1:B:244:THR:HG22	1:B:245:GLY:H	1.80	0.43
1:B:154:GLY:O	1:B:156:PHE:N	2.51	0.43
1:B:255:ARG:HB3	1:C:204:ASP:OD1	2.18	0.43
1:B:240:PHE:O	1:B:242:PRO:HD2	2.18	0.43
1:C:31:LEU:HD12	1:C:97:LEU:HB3	2.00	0.43

Continued on next page...

Continued from previous page...

Atom-1	Atom-2	Interatomic distance (Å)	Clash overlap (Å)
1:C:135:THR:CB	1:C:137:SER:O	2.63	0.43
1:C:154:GLY:O	1:C:156:PHE:N	2.51	0.43
1:A:140:LEU:C	1:A:142:GLY:N	2.71	0.43
1:A:150:LYS:HE2	1:A:168:CYS:C	2.39	0.43
1:B:50:HIS:O	1:B:50:HIS:ND1	2.52	0.43
1:C:125:ALA:HB3	1:C:126:HIS:CE1	2.53	0.43
1:C:262:GLU:OE1	1:C:308:LYS:HG3	2.17	0.43
1:A:118:LEU:C	1:A:118:LEU:CD1	2.87	0.43
1:C:19:GLN:OE1	1:C:24:VAL:HG22	2.18	0.43
1:C:28:PRO:CG	1:C:97:LEU:O	2.62	0.43
1:C:149:LEU:HD23	1:C:149:LEU:HA	1.72	0.43
1:C:210:LYS:O	1:C:213:GLU:HB2	2.18	0.43
1:A:6:LYS:CG	1:A:7:PRO:HD2	2.49	0.43
1:A:154:GLY:O	1:A:156:PHE:N	2.51	0.43
1:C:6:LYS:CG	1:C:7:PRO:HD2	2.49	0.43
1:C:189:ILE:O	1:C:193:LEU:HD13	2.19	0.43
1:A:50:HIS:O	1:A:50:HIS:ND1	2.52	0.43
1:B:31:LEU:HD12	1:B:97:LEU:HB3	2.00	0.43
1:A:313:LYS:HA	1:A:314:PRO:HD3	1.89	0.43
1:B:59:PRO:O	1:B:60:ASN:HB3	2.19	0.43
1:A:8:ILE:HG22	1:A:10:ILE:HD12	2.00	0.42
1:A:10:ILE:N	1:A:10:ILE:CD1	2.82	0.42
1:C:240:PHE:O	1:C:242:PRO:HD2	2.18	0.42
1:A:189:ILE:O	1:A:193:LEU:HD13	2.19	0.42
1:A:210:LYS:O	1:A:213:GLU:HB2	2.18	0.42
1:A:308:LYS:NZ	1:B:204:ASP:OD2	2.44	0.42
1:B:17:LYS:HE3	1:B:17:LYS:N	2.33	0.42
1:B:189:ILE:O	1:B:193:LEU:HD13	2.19	0.42
1:C:50:HIS:O	1:C:50:HIS:ND1	2.52	0.42
1:C:52:ASP:O	1:C:53:LEU:C	2.55	0.42
1:A:317:ASP:OD2	1:A:319:LEU:HB2	2.20	0.42
1:B:210:LYS:O	1:B:213:GLU:HB2	2.19	0.42
1:A:19:GLN:OE1	1:A:24:VAL:HG22	2.19	0.42
1:C:8:ILE:HG22	1:C:10:ILE:HD12	2.00	0.42
1:C:59:PRO:O	1:C:60:ASN:HB3	2.19	0.42
1:C:287:GLU:O	1:C:288:GLU:C	2.58	0.42
1:C:313:LYS:HA	1:C:314:PRO:HD3	1.89	0.42
1:A:135:THR:CB	1:A:137:SER:O	2.63	0.42
1:A:180:ARG:HH11	1:A:248:VAL:CB	2.30	0.42
1:C:109:SER:O	1:C:110:GLY:C	2.58	0.42
1:C:150:LYS:HE2	1:C:168:CYS:C	2.39	0.42

Continued on next page...

Continued from previous page...

Atom-1	Atom-2	Interatomic distance (Å)	Clash overlap (Å)
1:A:13:ALA:N	1:A:14:PRO:CD	2.83	0.42
1:A:15:PHE:CE2	1:A:73:VAL:HG22	2.55	0.42
1:B:118:LEU:C	1:B:118:LEU:CD1	2.87	0.42
1:C:15:PHE:CE2	1:C:73:VAL:HG22	2.55	0.42
1:B:33:LYS:HE3	1:B:33:LYS:HA	2.00	0.42
1:A:41:LYS:HA	1:A:47:VAL:CG2	2.48	0.42
1:A:121:ILE:O	1:A:229:LEU:HD12	2.20	0.42
1:B:172:LYS:HD2	1:B:172:LYS:HA	1.87	0.42
1:B:317:ASP:OD2	1:B:319:LEU:HB2	2.19	0.42
1:C:317:ASP:OD2	1:C:319:LEU:HB2	2.20	0.42
1:A:59:PRO:O	1:A:60:ASN:HB3	2.19	0.42
1:A:204:ASP:OD2	1:C:308:LYS:NZ	2.38	0.42
1:A:222:ARG:CG	1:A:223:LYS:N	2.82	0.42
1:B:13:ALA:N	1:B:14:PRO:CD	2.83	0.42
1:A:151:GLU:OE2	1:A:171:ALA:N	2.36	0.41
1:B:308:LYS:HE2	1:C:201:THR:HG23	2.01	0.41
1:C:180:ARG:HH11	1:C:248:VAL:CB	2.30	0.41
1:A:207:GLY:O	1:A:208:ILE:C	2.58	0.41
1:A:318:TYR:O	1:B:134:THR:HG22	2.19	0.41
1:B:41:LYS:HA	1:B:47:VAL:CG2	2.48	0.41
1:C:53:LEU:HD22	1:C:83:VAL:HG21	2.02	0.41
1:A:108:ILE:HD12	1:A:148:LEU:CD1	2.48	0.41
1:A:171:ALA:CB	1:A:195:ILE:HG12	2.47	0.41
1:C:13:ALA:N	1:C:14:PRO:CD	2.83	0.41
1:C:154:GLY:C	1:C:156:PHE:N	2.74	0.41
1:B:154:GLY:C	1:B:156:PHE:N	2.74	0.41
1:A:102:SER:HA	1:A:144:PRO:HG3	2.03	0.41
1:B:287:GLU:O	1:B:288:GLU:C	2.58	0.41
1:B:207:GLY:O	1:B:208:ILE:C	2.58	0.41
1:C:101:HIS:CD2	1:C:104:ALA:HB2	2.56	0.41
1:A:130:ASN:HB3	1:A:135:THR:CG2	2.51	0.41
1:B:101:HIS:CD2	1:B:104:ALA:HB2	2.56	0.41
1:B:109:SER:O	1:B:110:GLY:C	2.58	0.41
1:B:135:THR:CB	1:B:137:SER:O	2.63	0.41
1:C:10:ILE:N	1:C:10:ILE:CD1	2.82	0.41
1:A:149:LEU:HD12	1:A:152:LEU:HD12	2.03	0.41
1:B:10:ILE:N	1:B:10:ILE:CD1	2.82	0.41
1:B:15:PHE:CE2	1:B:73:VAL:HG22	2.55	0.41
1:B:53:LEU:HD22	1:B:83:VAL:HG21	2.02	0.41
1:B:149:LEU:HD12	1:B:152:LEU:HD12	2.03	0.41
1:B:258:LEU:HD23	1:B:258:LEU:HA	1.81	0.41

Continued on next page...

Continued from previous page...

Atom-1	Atom-2	Interatomic distance (Å)	Clash overlap (Å)
1:C:207:GLY:O	1:C:208:ILE:C	2.58	0.41
1:C:222:ARG:CG	1:C:223:LYS:N	2.82	0.41
1:A:101:HIS:CD2	1:A:104:ALA:HB2	2.56	0.41
1:A:152:LEU:O	1:A:156:PHE:CE1	2.74	0.41
1:A:287:GLU:O	1:A:288:GLU:C	2.58	0.41
1:B:36:LEU:HD12	1:B:36:LEU:C	2.42	0.41
1:B:127:THR:HB	1:B:129:ILE:HG22	2.03	0.41
1:B:130:ASN:HB3	1:B:135:THR:CG2	2.51	0.41
1:C:152:LEU:O	1:C:156:PHE:CE1	2.74	0.41
1:A:53:LEU:HD22	1:A:83:VAL:HG21	2.02	0.40
1:A:185:GLY:O	1:A:188:TYR:HB3	2.21	0.40
1:A:240:PHE:C	1:A:242:PRO:CD	2.90	0.40
1:B:121:ILE:O	1:B:229:LEU:HD12	2.20	0.40
1:B:240:PHE:C	1:B:242:PRO:CD	2.90	0.40
1:C:71:ARG:H	1:C:71:ARG:HG3	1.70	0.40
1:C:240:PHE:C	1:C:242:PRO:CD	2.90	0.40
1:A:36:LEU:HD12	1:A:36:LEU:C	2.42	0.40
1:A:154:GLY:C	1:A:156:PHE:N	2.74	0.40
1:A:201:THR:OG1	1:C:308:LYS:HB2	2.21	0.40
1:B:108:ILE:HD12	1:B:148:LEU:CD1	2.48	0.40
1:B:222:ARG:CG	1:B:223:LYS:N	2.82	0.40
1:C:149:LEU:HD12	1:C:152:LEU:HD12	2.03	0.40
1:B:152:LEU:O	1:B:156:PHE:CE1	2.74	0.40
1:B:180:ARG:HD2	1:B:248:VAL:CG1	2.51	0.40
1:C:121:ILE:O	1:C:229:LEU:HD12	2.20	0.40
1:C:130:ASN:HB3	1:C:135:THR:CG2	2.51	0.40
1:A:127:THR:HB	1:A:129:ILE:HG22	2.03	0.40
1:C:126:HIS:NE2	1:C:246:THR:HB	2.37	0.40
1:A:126:HIS:NE2	1:A:246:THR:HB	2.37	0.40
1:B:81:ALA:HA	1:B:106:GLY:O	2.21	0.40

There are no symmetry-related clashes.

5.3 Torsion angles [\(i\)](#)

5.3.1 Protein backbone [\(i\)](#)

In the following table, the Percentiles column shows the percent Ramachandran outliers of the chain as a percentile score with respect to all X-ray entries followed by that with respect to entries of similar resolution.

The Analysed column shows the number of residues for which the backbone conformation was analysed, and the total number of residues.

Mol	Chain	Analysed	Favoured	Allowed	Outliers	Percentiles	
1	A	312/323 (97%)	257 (82%)	44 (14%)	11 (4%)	3	20
1	B	312/323 (97%)	257 (82%)	44 (14%)	11 (4%)	3	20
1	C	312/323 (97%)	257 (82%)	43 (14%)	12 (4%)	3	18
All	All	936/969 (97%)	771 (82%)	131 (14%)	34 (4%)	3	19

All (34) Ramachandran outliers are listed below:

Mol	Chain	Res	Type
1	A	21	ARG
1	A	155	LYS
1	A	171	ALA
1	A	179	LEU
1	A	292	THR
1	B	21	ARG
1	B	155	LYS
1	B	171	ALA
1	B	179	LEU
1	B	292	THR
1	C	21	ARG
1	C	155	LYS
1	C	171	ALA
1	C	292	THR
1	A	14	PRO
1	B	14	PRO
1	C	14	PRO
1	C	179	LEU
1	A	293	VAL
1	B	293	VAL
1	C	293	VAL
1	A	65	GLN
1	A	167	PRO
1	B	65	GLN
1	B	167	PRO
1	C	65	GLN
1	C	167	PRO
1	A	143	GLN
1	A	157	PRO
1	B	143	GLN
1	B	157	PRO

Continued on next page...

Continued from previous page...

Mol	Chain	Res	Type
1	C	143	GLN
1	C	157	PRO
1	C	260	ILE

5.3.2 Protein sidechains [i](#)

In the following table, the Percentiles column shows the percent sidechain outliers of the chain as a percentile score with respect to all X-ray entries followed by that with respect to entries of similar resolution.

The Analysed column shows the number of residues for which the sidechain conformation was analysed, and the total number of residues.

Mol	Chain	Analysed	Rotameric	Outliers	Percentiles	
1	A	264/273 (97%)	241 (91%)	23 (9%)	10	37
1	B	264/273 (97%)	240 (91%)	24 (9%)	9	34
1	C	264/273 (97%)	240 (91%)	24 (9%)	9	34
All	All	792/819 (97%)	721 (91%)	71 (9%)	9	35

All (71) residues with a non-rotameric sidechain are listed below:

Mol	Chain	Res	Type
1	A	7	PRO
1	A	17	LYS
1	A	47	VAL
1	A	57	ASP
1	A	60	ASN
1	A	61	ASP
1	A	101	HIS
1	A	126	HIS
1	A	130	ASN
1	A	141	HIS
1	A	151	GLU
1	A	167	PRO
1	A	169	ILE
1	A	180	ARG
1	A	201	THR
1	A	225	ARG
1	A	231	PHE
1	A	249	VAL
1	A	273	LEU

Continued on next page...

Continued from previous page...

Mol	Chain	Res	Type
1	A	278	VAL
1	A	287	GLU
1	A	309	GLU
1	A	312	HIS
1	B	7	PRO
1	B	17	LYS
1	B	19	GLN
1	B	47	VAL
1	B	57	ASP
1	B	60	ASN
1	B	61	ASP
1	B	101	HIS
1	B	126	HIS
1	B	130	ASN
1	B	141	HIS
1	B	151	GLU
1	B	167	PRO
1	B	169	ILE
1	B	180	ARG
1	B	201	THR
1	B	225	ARG
1	B	231	PHE
1	B	249	VAL
1	B	273	LEU
1	B	278	VAL
1	B	287	GLU
1	B	309	GLU
1	B	312	HIS
1	C	7	PRO
1	C	17	LYS
1	C	19	GLN
1	C	47	VAL
1	C	57	ASP
1	C	60	ASN
1	C	61	ASP
1	C	101	HIS
1	C	126	HIS
1	C	130	ASN
1	C	141	HIS
1	C	151	GLU
1	C	167	PRO
1	C	169	ILE

Continued on next page...

Continued from previous page...

Mol	Chain	Res	Type
1	C	180	ARG
1	C	201	THR
1	C	225	ARG
1	C	231	PHE
1	C	249	VAL
1	C	273	LEU
1	C	278	VAL
1	C	287	GLU
1	C	309	GLU
1	C	312	HIS

Sometimes sidechains can be flipped to improve hydrogen bonding and reduce clashes. All (24) such sidechains are listed below:

Mol	Chain	Res	Type
1	A	19	GLN
1	A	60	ASN
1	A	69	ASN
1	A	79	GLN
1	A	90	ASN
1	A	141	HIS
1	A	294	ASN
1	A	311	ASN
1	B	19	GLN
1	B	60	ASN
1	B	69	ASN
1	B	79	GLN
1	B	90	ASN
1	B	141	HIS
1	B	294	ASN
1	B	311	ASN
1	C	19	GLN
1	C	60	ASN
1	C	69	ASN
1	C	79	GLN
1	C	90	ASN
1	C	141	HIS
1	C	294	ASN
1	C	311	ASN

5.3.3 RNA [i](#)

There are no RNA molecules in this entry.

5.4 Non-standard residues in protein, DNA, RNA chains [i](#)

There are no non-standard protein/DNA/RNA residues in this entry.

5.5 Carbohydrates [i](#)

There are no monosaccharides in this entry.

5.6 Ligand geometry [i](#)

Of 6 ligands modelled in this entry, 6 are monoatomic - leaving 0 for Mogul analysis.

There are no bond length outliers.

There are no bond angle outliers.

There are no chirality outliers.

There are no torsion outliers.

There are no ring outliers.

No monomer is involved in short contacts.

5.7 Other polymers [i](#)

There are no such residues in this entry.

5.8 Polymer linkage issues [i](#)

The following chains have linkage breaks:

Mol	Chain	Number of breaks
1	A	1
1	B	1
1	C	1

All chain breaks are listed below:

Model	Chain	Residue-1	Atom-1	Residue-2	Atom-2	Distance (Å)
1	A	99:GLY	C	100:ASP	N	1.09
1	B	99:GLY	C	100:ASP	N	1.09
1	C	99:GLY	C	100:ASP	N	1.09

6 Fit of model and data

6.1 Protein, DNA and RNA chains

EDS was not executed - this section is therefore empty.

6.2 Non-standard residues in protein, DNA, RNA chains

EDS was not executed - this section is therefore empty.

6.3 Carbohydrates

EDS was not executed - this section is therefore empty.

6.4 Ligands

EDS was not executed - this section is therefore empty.

6.5 Other polymers

EDS was not executed - this section is therefore empty.